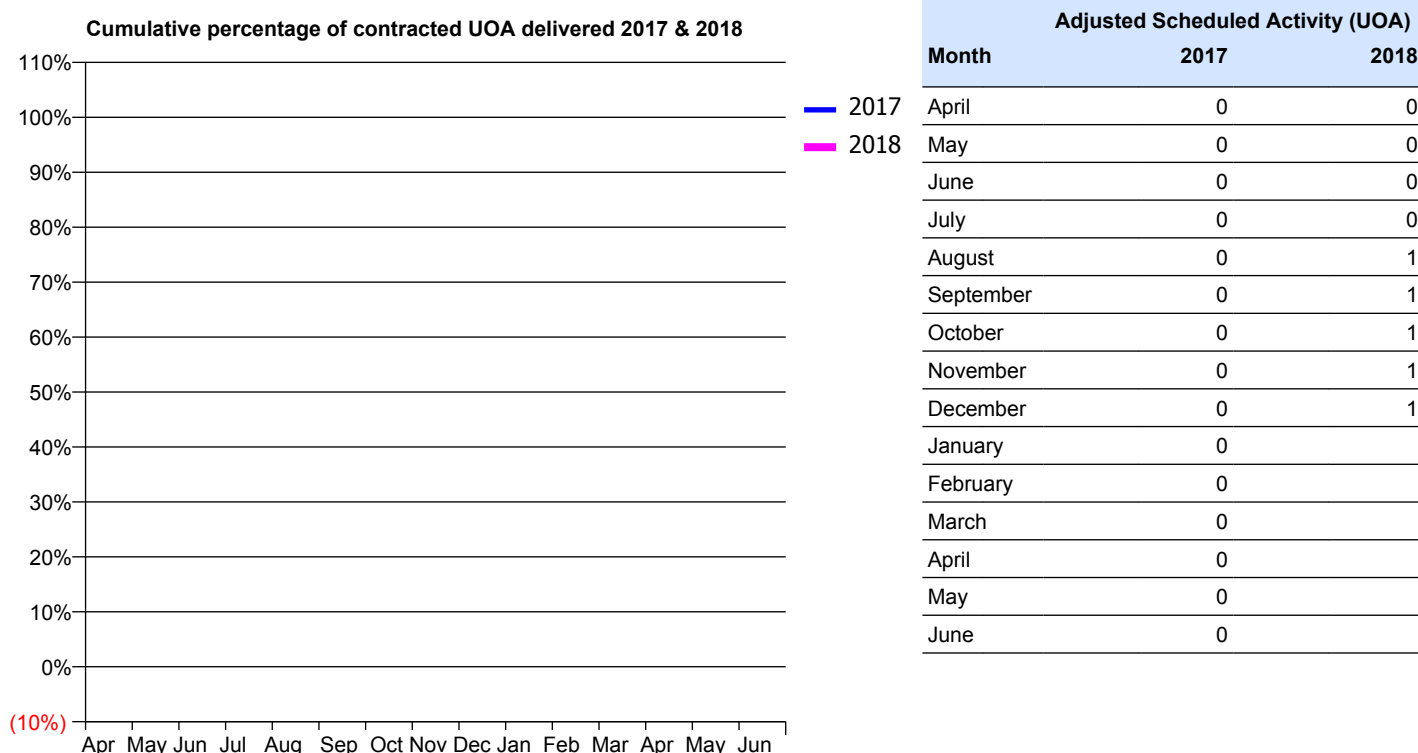


7A1 - Vital Signs Orthodontic At a Glance Contract Report for 101281/0152 - December 2017

Name or company name	OASIS DENTAL CARE LTD	17/18 Contracted general activity (UDA)	25,000
Contract type name	GDS Contract	Carry forward general activity (UDA)	527
Purpose of contract	General	17/18 Contracted orthodontic activity (UOA)	0
Contract start date	01/04/2006	Carry forward orthodontic activity (UOA)	0
Contract end date		Baseline contract value	£582,245.56

ACCESS	Contract	England and Wales
24 month ratio of assessments to patient IDs	1.00	1.09

ACTIVITY


QUALITY	Contract Quantity	Contract Base Number	Contract *	Wales
% of all assessments that were assess and fit appliances (rolling 12 month period)	0	1	0.0%	59.2%
% of all assessments that were assess and refuse (rolling 12 month period)	0	1	0.0%	10.2%
% of all assessments that were assess and review (rolling 12 month period)	1	1	100.0%	30.6%
% of terminated courses where treatment was abandoned or discontinued (rolling 12 month period)	0	0	N/A	8.8%
% of completed treatments indicating that PAR score was taken (year to date)	0	0	N/A	43.8%
Rate of removable appliances per 100 fixed appliances - proposed treatment (rolling 12 month period)	0	0	N/A	5.52
Rate of removable appliances per 100 fixed appliances - completed treatment (rolling 12 month period)	0	0	N/A	3.47
% of courses of treatment with removable appliances only - proposed treatment (rolling 12 month period)	0	0	N/A	1.4%
% of courses of treatment with removable appliances only - completed treatment (rolling 12 month period)	0	0	N/A	0.7%
% of patients satisfied with the treatment they have received (rolling 12 month period)	0	0	N/A	83.1%

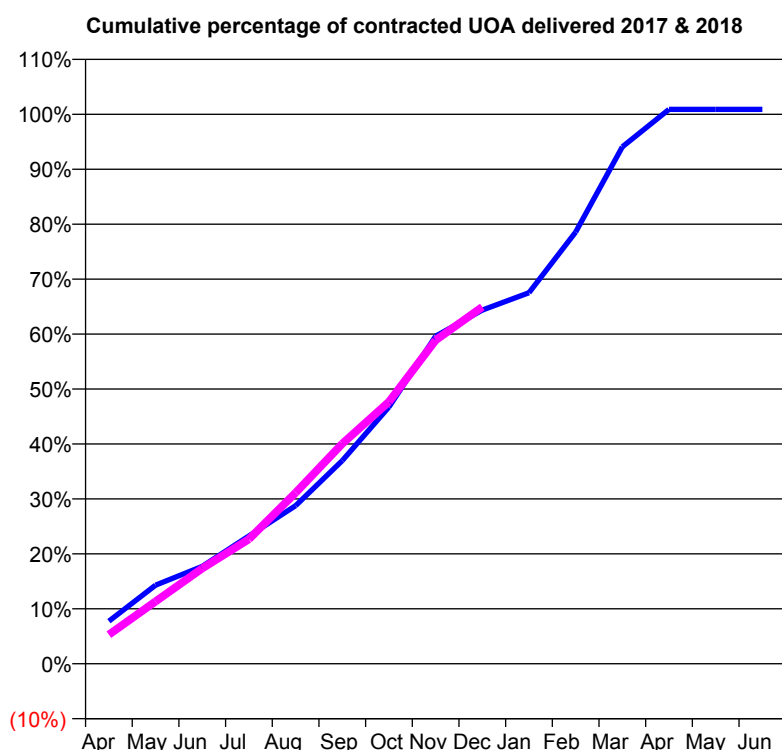
* Figures in italics indicate that the base number is less than 100.

7A1 - Vital Signs Orthodontic At a Glance Contract Report for 101281/0257 - December 2017

Name or company name	OASIS DENTAL CARE LTD
Contract type name	PDS Contract
Purpose of contract	Orthodontic
Contract start date	01/04/2015
Contract end date	30/09/2018

17/18 Contracted general activity (UDA)	0
Carry forward general activity (UDA)	0
17/18 Contracted orthodontic activity (UOA)	8,000
Carry forward orthodontic activity (UOA)	-25
Baseline contract value	£439,832.13

ACCESS	Contract	England and Wales
24 month ratio of assessments to patient IDs	1.01	1.09

ACTIVITY


Month	Adjusted Scheduled Activity (UOA)	
	2017	2018
April	620	424
May	1,145	907
June	1,418	1,390
July	1,860	1,814
August	2,301	2,490
September	2,958	3,204
October	3,739	3,813
November	4,768	4,711
December	5,150	5,194
January	5,402	
February	6,286	
March	7,525	
April	8,071	
May	8,071	
June	8,071	

QUALITY	Contract Quantity	Contract Base Number	Contract *	Wales
% of all assessments that were assess and fit appliances (rolling 12 month period)	390	390	100.0%	59.2%
% of all assessments that were assess and refuse (rolling 12 month period)	0	390	0.0%	10.2%
% of all assessments that were assess and review (rolling 12 month period)	0	390	0.0%	30.6%
% of terminated courses where treatment was abandoned or discontinued (rolling 12 month period)	3	340	0.9%	8.8%
% of completed treatments indicating that PAR score was taken (year to date)	0	249	0.0%	43.8%
Rate of removable appliances per 100 fixed appliances - proposed treatment (rolling 12 month period)	38	754	5.04	5.52
Rate of removable appliances per 100 fixed appliances - completed treatment (rolling 12 month period)	19	660	2.88	3.47
% of courses of treatment with removable appliances only - proposed treatment (rolling 12 month period)	1	390	0.3%	1.4%
% of courses of treatment with removable appliances only - completed treatment (rolling 12 month period)	0	337	0.0%	0.7%
% of patients satisfied with the treatment they have received (rolling 12 month period)	38	44	86.4%	83.1%

* Figures in italics indicate that the base number is less than 100.

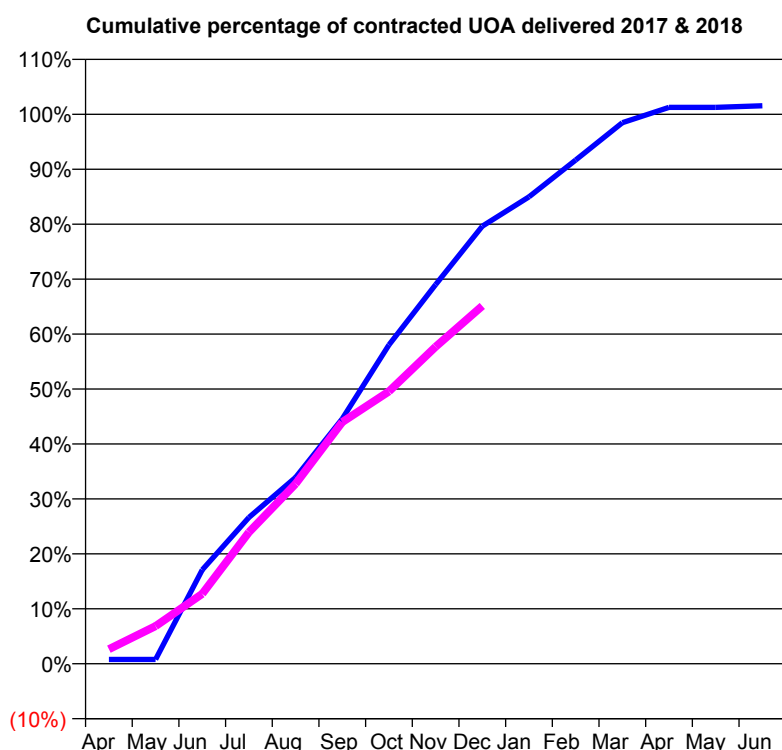
7A1 - Vital Signs Orthodontic At a Glance Contract Report for 101281/0258 - December 2017

Name or company name	OASIS DENTAL CARE LTD
Contract type name	PDS Contract
Purpose of contract	Orthodontic
Contract start date	01/04/2015
Contract end date	30/09/2018

17/18 Contracted general activity (UDA)	0
Carry forward general activity (UDA)	0
17/18 Contracted orthodontic activity (UOA)	7,500
Carry forward orthodontic activity (UOA)	-115
Baseline contract value	£412,342.62

ACCESS	Contract	England and Wales
--------	----------	-------------------

24 month ratio of assessments to patient IDs	1.00	1.09
--	------	------

ACTIVITY


Month	Adjusted Scheduled Activity (UOA)	
	2017	2018
April	60	199
May	60	514
June	1,282	955
July	1,998	1,795
August	2,544	2,457
September	3,344	3,298
October	4,352	3,718
November	5,175	4,328
December	5,973	4,884
January	6,372	
February	6,876	
March	7,384	
April	7,594	
May	7,594	
June	7,615	

QUALITY	Contract Quantity	Contract Base Number	Contract *	Wales
% of all assessments that were assess and fit appliances (rolling 12 month period)	307	345	89.0%	59.2%
% of all assessments that were assess and refuse (rolling 12 month period)	13	345	3.8%	10.2%
% of all assessments that were assess and review (rolling 12 month period)	25	345	7.2%	30.6%
% of terminated courses where treatment was abandoned or discontinued (rolling 12 month period)	19	403	4.7%	8.8%
% of completed treatments indicating that PAR score was taken (year to date)	201	279	72.0%	43.8%
Rate of removable appliances per 100 fixed appliances - proposed treatment (rolling 12 month period)	74	603	12.27	5.52
Rate of removable appliances per 100 fixed appliances - completed treatment (rolling 12 month period)	8	142	5.63	3.47
% of courses of treatment with removable appliances only - proposed treatment (rolling 12 month period)	4	307	1.3%	1.4%
% of courses of treatment with removable appliances only - completed treatment (rolling 12 month period)	0	384	0.0%	0.7%
% of patients satisfied with the treatment they have received (rolling 12 month period)	25	28	89.3%	83.1%

* Figures in italics indicate that the base number is less than 100.

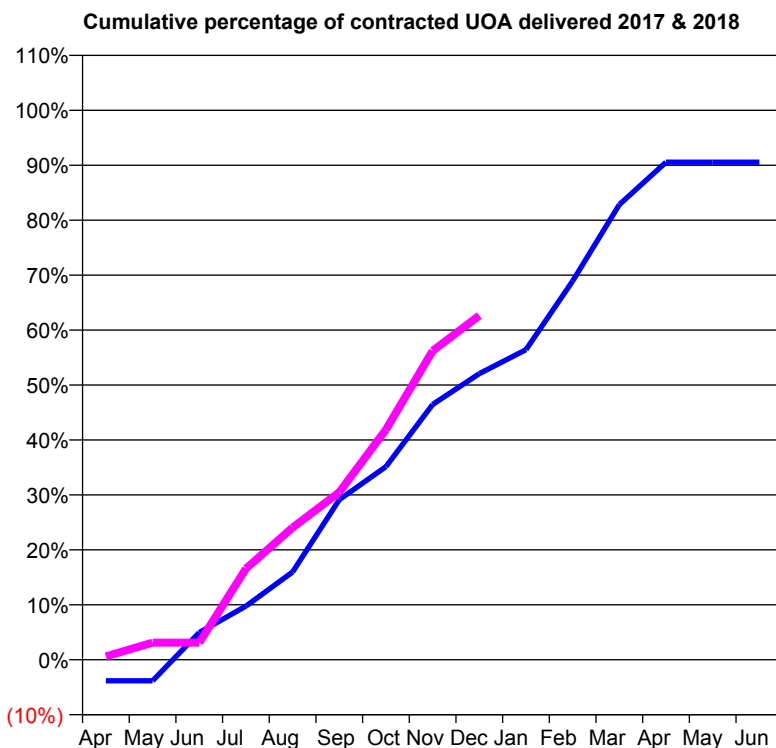
7A1 - Vital Signs Orthodontic At a Glance Contract Report for 154857/0001 - December 2017

Name or company name	Tameside Orthodontics Ltd
Contract type name	PDS Contract
Purpose of contract	Orthodontic
Contract start date	01/03/2012
Contract end date	30/09/2018

17/18 Contracted general activity (UDA)	0
Carry forward general activity (UDA)	0
17/18 Contracted orthodontic activity (UOA)	10,125
Carry forward orthodontic activity (UOA)	0
Baseline contract value	£551,295.85

ACCESS

	Contract	England and Wales
24 month ratio of assessments to patient IDs	1.02	1.09

ACTIVITY


Month	Adjusted Scheduled Activity (UOA)	
	2017	2018
April	-389	63
May	-389	315
June	503	315
July	988	1,680
August	1,618	2,436
September	2,949	3,087
October	3,558	4,242
November	4,705	5,691
December	5,272	6,342
January	5,715	
February	6,979	
March	8,388	
April	9,169	
May	9,169	
June	9,169	

QUALITY

	Contract Quantity	Contract Base Number	Contract *	Wales
% of all assessments that were assess and fit appliances (rolling 12 month period)	541	541	100.0%	59.2%
% of all assessments that were assess and refuse (rolling 12 month period)	0	541	0.0%	10.2%
% of all assessments that were assess and review (rolling 12 month period)	0	541	0.0%	30.6%
% of terminated courses where treatment was abandoned or discontinued (rolling 12 month period)	22	531	4.1%	8.8%
% of completed treatments indicating that PAR score was taken (year to date)	222	399	55.6%	43.8%
Rate of removable appliances per 100 fixed appliances - proposed treatment (rolling 12 month period)	18	1,069	1.68	5.52
Rate of removable appliances per 100 fixed appliances - completed treatment (rolling 12 month period)	8	541	1.48	3.47
% of courses of treatment with removable appliances only - proposed treatment (rolling 12 month period)	5	541	0.9%	1.4%
% of courses of treatment with removable appliances only - completed treatment (rolling 12 month period)	1	509	0.2%	0.7%
% of patients satisfied with the treatment they have received (rolling 12 month period)	41	49	83.7%	83.1%

* Figures in italics indicate that the base number is less than 100.

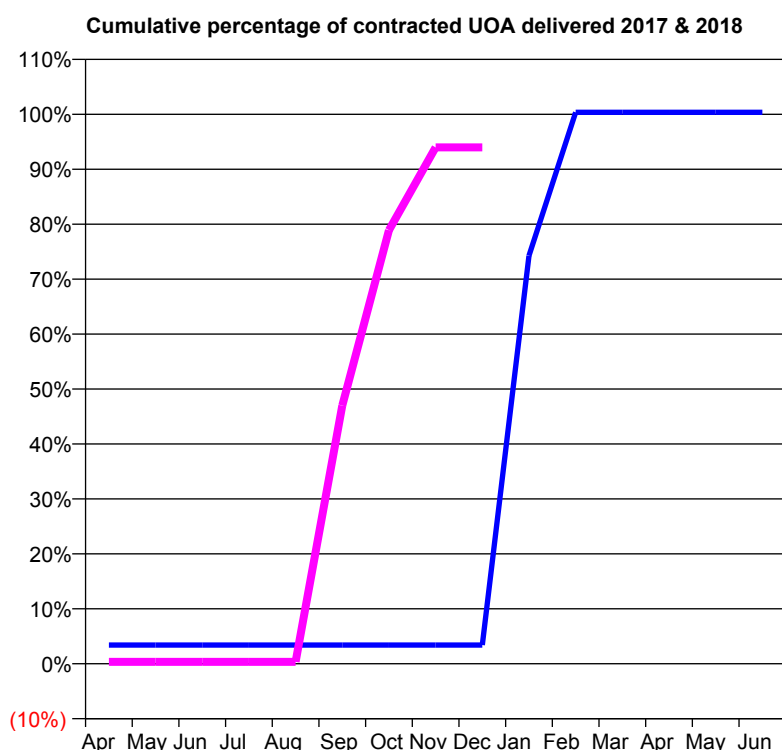
7A1 - Vital Signs Orthodontic At a Glance Contract Report for 173185/0001 - December 2017

Name or company name	Deintyddfa Deudraeth Dental Care Ltd.
Contract type name	GDS Contract
Purpose of contract	General and Orthodontic
Contract start date	01/05/2010
Contract end date	

17/18 Contracted general activity (UDA)	8,159
Carry forward general activity (UDA)	0
17/18 Contracted orthodontic activity (UOA)	1,143
Carry forward orthodontic activity (UOA)	-4
Baseline contract value	£302,798.99

ACCESS

	Contract	England and Wales
24 month ratio of assessments to patient IDs	1.00	1.09

ACTIVITY


Month	Adjusted Scheduled Activity (UOA)	
	2017	2018
April	39	4
May	39	4
June	39	4
July	39	4
August	39	4
September	39	537
October	39	902
November	39	1,074
December	39	1,074
January	849	
February	1,147	
March	1,147	
April	1,147	
May	1,147	
June	1,147	

QUALITY

	Contract Quantity	Contract Base Number	Contract *	Wales
% of all assessments that were assess and fit appliances (rolling 12 month period)	111	111	100.0%	59.2%
% of all assessments that were assess and refuse (rolling 12 month period)	0	111	0.0%	10.2%
% of all assessments that were assess and review (rolling 12 month period)	0	111	0.0%	30.6%
% of terminated courses where treatment was abandoned or discontinued (rolling 12 month period)	0	52	0.0%	8.8%
% of completed treatments indicating that PAR score was taken (year to date)	1	52	1.9%	43.8%
Rate of removable appliances per 100 fixed appliances - proposed treatment (rolling 12 month period)	20	151	13.25	5.52
Rate of removable appliances per 100 fixed appliances - completed treatment (rolling 12 month period)	0	0	N/A	3.47
% of courses of treatment with removable appliances only - proposed treatment (rolling 12 month period)	12	111	10.8%	1.4%
% of courses of treatment with removable appliances only - completed treatment (rolling 12 month period)	0	52	0.0%	0.7%
% of patients satisfied with the treatment they have received (rolling 12 month period)	8	10	80.0%	83.1%

* Figures in italics indicate that the base number is less than 100.

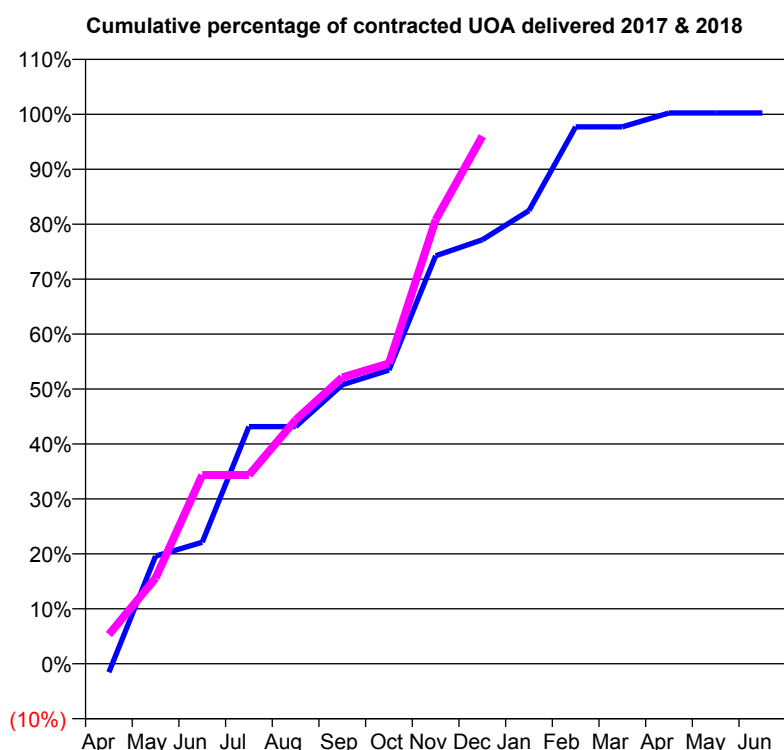
7A1 - Vital Signs Orthodontic At a Glance Contract Report for 175145/0002 - December 2017

Name or company name	Rhyl and Abergele Elwy Dental Partnership
Contract type name	GDS Contract
Purpose of contract	General and Orthodontic
Contract start date	01/03/2011
Contract end date	

17/18 Contracted general activity (UDA)	48,000
Carry forward general activity (UDA)	-134
17/18 Contracted orthodontic activity (UOA)	827
Carry forward orthodontic activity (UOA)	-2
Baseline contract value	£1,378,376.89

ACCESS

	Contract	England and Wales
24 month ratio of assessments to patient IDs	1.02	1.09

ACTIVITY


Month	Adjusted Scheduled Activity (UOA)	
	2017	2018
April	-13	44
May	162	129
June	183	284
July	357	284
August	357	367
September	420	431
October	442	452
November	614	668
December	638	794
January	682	
February	808	
March	808	
April	829	
May	829	
June	829	

QUALITY

	Contract Quantity	Contract Base Number	Contract *	Wales
% of all assessments that were assess and fit appliances (rolling 12 month period)	46	64	71.9%	59.2%
% of all assessments that were assess and refuse (rolling 12 month period)	17	64	26.6%	10.2%
% of all assessments that were assess and review (rolling 12 month period)	1	64	1.6%	30.6%
% of terminated courses where treatment was abandoned or discontinued (rolling 12 month period)	2	15	13.3%	8.8%
% of completed treatments indicating that PAR score was taken (year to date)	3	6	50.0%	43.8%
Rate of removable appliances per 100 fixed appliances - proposed treatment (rolling 12 month period)	9	74	12.16	5.52
Rate of removable appliances per 100 fixed appliances - completed treatment (rolling 12 month period)	3	8	37.50	3.47
% of courses of treatment with removable appliances only - proposed treatment (rolling 12 month period)	0	46	0.0%	1.4%
% of courses of treatment with removable appliances only - completed treatment (rolling 12 month period)	1	13	7.7%	0.7%
% of patients satisfied with the treatment they have received (rolling 12 month period)	9	12	75.0%	83.1%

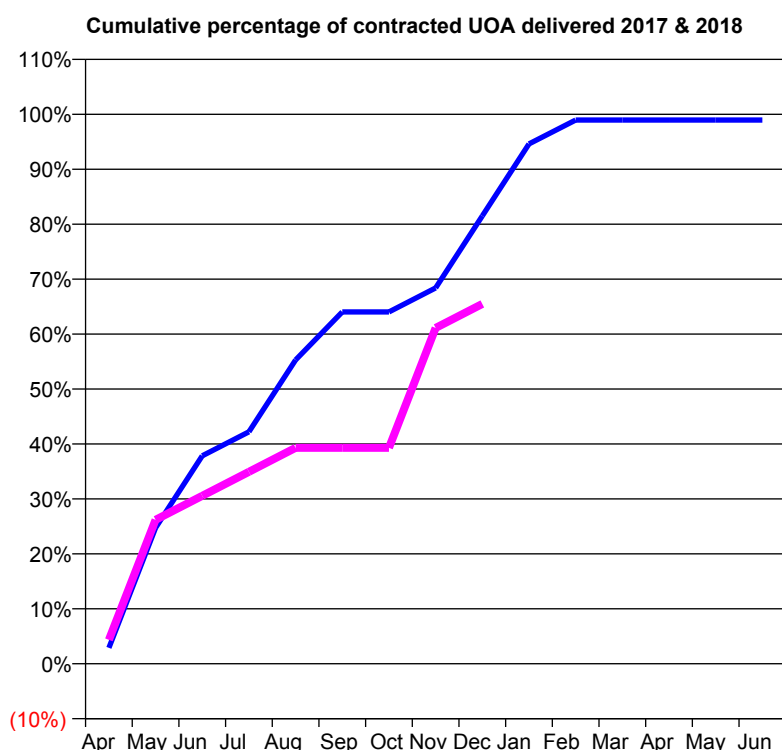
* Figures in italics indicate that the base number is less than 100.

7A1 - Vital Signs Orthodontic At a Glance Contract Report for 193216/0001 - December 2017

Name or company name	Ruthin Dental
Contract type name	GDS Contract
Purpose of contract	General and Orthodontic
Contract start date	01/04/2013
Contract end date	

17/18 Contracted general activity (UDA)	31,545
Carry forward general activity (UDA)	0
17/18 Contracted orthodontic activity (UOA)	481
Carry forward orthodontic activity (UOA)	0
Baseline contract value	£837,168.08

ACCESS	Contract	England and Wales
24 month ratio of assessments to patient IDs	1.00	1.09

ACTIVITY


Month	Adjusted Scheduled Activity (UOA)	
	2017	2018
April	14	21
May	119	126
June	182	147
July	203	168
August	266	189
September	308	189
October	308	189
November	329	294
December	392	315
January	455	
February	476	
March	476	
April	476	
May	476	
June	476	

QUALITY	Contract Quantity	Contract Base Number	Contract *	Wales
% of all assessments that were assess and fit appliances (rolling 12 month period)	19	19	100.0%	59.2%
% of all assessments that were assess and refuse (rolling 12 month period)	0	19	0.0%	10.2%
% of all assessments that were assess and review (rolling 12 month period)	0	19	0.0%	30.6%
% of terminated courses where treatment was abandoned or discontinued (rolling 12 month period)	3	23	13.0%	8.8%
% of completed treatments indicating that PAR score was taken (year to date)	12	12	100.0%	43.8%
Rate of removable appliances per 100 fixed appliances - proposed treatment (rolling 12 month period)	1	29	3.45	5.52
Rate of removable appliances per 100 fixed appliances - completed treatment (rolling 12 month period)	1	4	25.00	3.47
% of courses of treatment with removable appliances only - proposed treatment (rolling 12 month period)	1	19	5.3%	1.4%
% of courses of treatment with removable appliances only - completed treatment (rolling 12 month period)	1	20	5.0%	0.7%
% of patients satisfied with the treatment they have received (rolling 12 month period)	4	7	57.1%	83.1%

* Figures in italics indicate that the base number is less than 100.

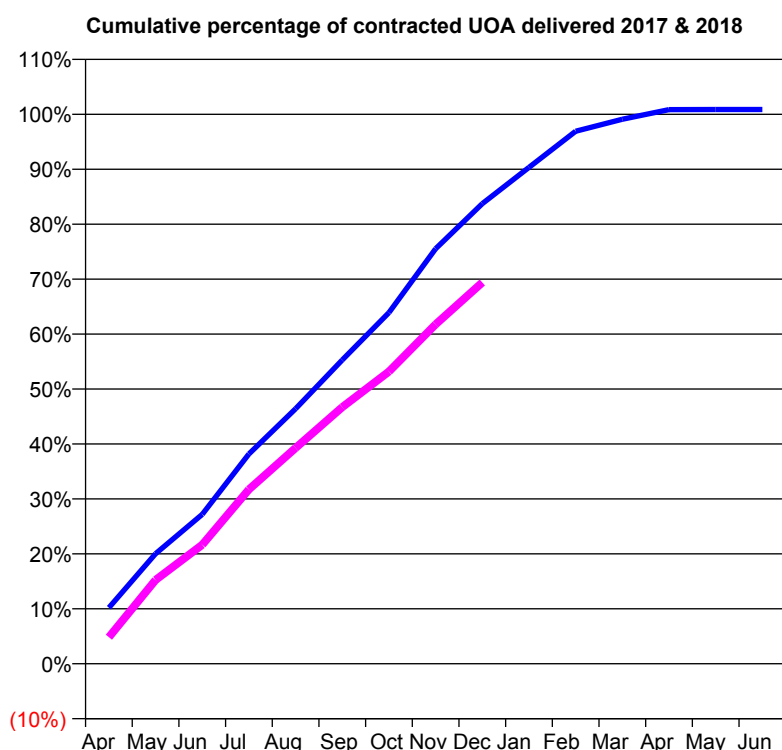
7A1 - Vital Signs Orthodontic At a Glance Contract Report for 329398/0002 - December 2017

Name or company name	MR DJ PLUNKETT
Contract type name	PDS Contract
Purpose of contract	Orthodontic
Contract start date	01/05/2008
Contract end date	30/09/2018

17/18 Contracted general activity (UDA)	0
Carry forward general activity (UDA)	0
17/18 Contracted orthodontic activity (UOA)	9,700
Carry forward orthodontic activity (UOA)	-83
Baseline contract value	£564,548.24

ACCESS

	Contract	England and Wales
24 month ratio of assessments to patient IDs	1.04	1.09

ACTIVITY


Month	Adjusted Scheduled Activity (UOA)	
	2017	2018
April	990	470
May	1,944	1,480
June	2,638	2,102
July	3,703	3,077
August	4,502	3,809
September	5,363	4,530
October	6,198	5,159
November	7,326	5,991
December	8,122	6,730
January	8,762	
February	9,400	
March	9,611	
April	9,781	
May	9,783	
June	9,783	

QUALITY

	Contract Quantity	Contract Base Number	Contract *	Wales
% of all assessments that were assess and fit appliances (rolling 12 month period)	388	605	64.1%	59.2%
% of all assessments that were assess and refuse (rolling 12 month period)	61	605	10.1%	10.2%
% of all assessments that were assess and review (rolling 12 month period)	156	605	25.8%	30.6%
% of terminated courses where treatment was abandoned or discontinued (rolling 12 month period)	32	366	8.7%	8.8%
% of completed treatments indicating that PAR score was taken (year to date)	228	257	88.7%	43.8%
Rate of removable appliances per 100 fixed appliances - proposed treatment (rolling 12 month period)	3	752	0.40	5.52
Rate of removable appliances per 100 fixed appliances - completed treatment (rolling 12 month period)	2	618	0.32	3.47
% of courses of treatment with removable appliances only - proposed treatment (rolling 12 month period)	1	388	0.3%	1.4%
% of courses of treatment with removable appliances only - completed treatment (rolling 12 month period)	0	334	0.0%	0.7%
% of patients satisfied with the treatment they have received (rolling 12 month period)	44	57	77.2%	83.1%

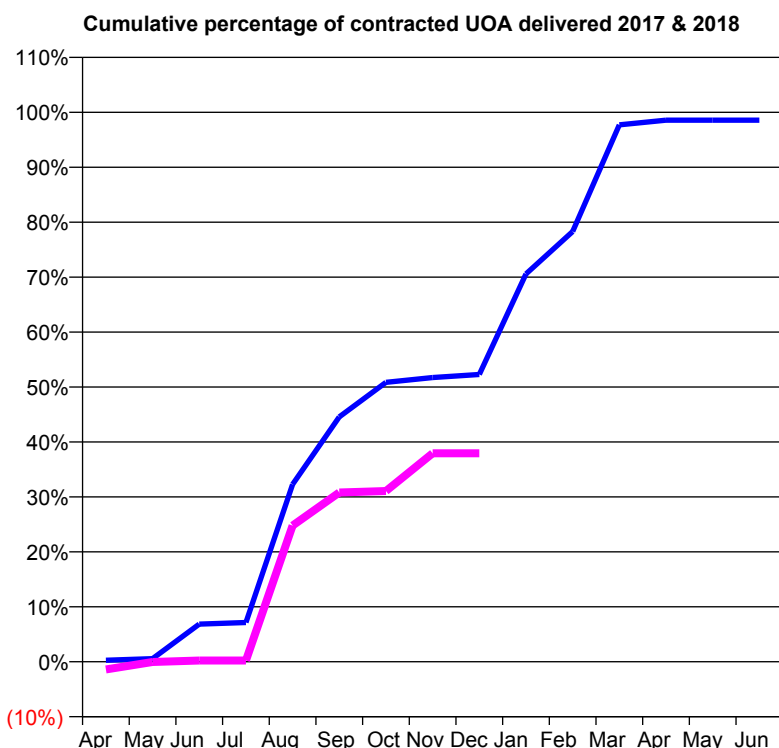
* Figures in italics indicate that the base number is less than 100.

7A1 - Vital Signs Orthodontic At a Glance Contract Report for 826677/0001 - December 2017

Name or company name	MR SJ LANGSTON
Contract type name	GDS Contract
Purpose of contract	General and Orthodontic
Contract start date	01/04/2006
Contract end date	

17/18 Contracted general activity (UDA)	560
Carry forward general activity (UDA)	11
17/18 Contracted orthodontic activity (UOA)	350
Carry forward orthodontic activity (UOA)	5
Baseline contract value	£36,766.93

ACCESS	Contract	England and Wales
24 month ratio of assessments to patient IDs	1.48	1.09

ACTIVITY


Month	Adjusted Scheduled Activity (UOA)	
	2017	2018
April	1	-5
May	2	-0
June	24	1
July	25	1
August	113	87
September	156	108
October	178	109
November	181	133
December	183	133
January	247	
February	274	
March	342	
April	345	
May	345	
June	345	

QUALITY	Contract Quantity	Contract Base Number	Contract *	Wales
% of all assessments that were assess and fit appliances (rolling 12 month period)	15	34	44.1%	59.2%
% of all assessments that were assess and refuse (rolling 12 month period)	0	34	0.0%	10.2%
% of all assessments that were assess and review (rolling 12 month period)	19	34	55.9%	30.6%
% of terminated courses where treatment was abandoned or discontinued (rolling 12 month period)	2	9	22.2%	8.8%
% of completed treatments indicating that PAR score was taken (year to date)	0	3	0.0%	43.8%
Rate of removable appliances per 100 fixed appliances - proposed treatment (rolling 12 month period)	0	0	N/A	5.52
Rate of removable appliances per 100 fixed appliances - completed treatment (rolling 12 month period)	0	0	N/A	3.47
% of courses of treatment with removable appliances only - proposed treatment (rolling 12 month period)	0	15	0.0%	1.4%
% of courses of treatment with removable appliances only - completed treatment (rolling 12 month period)	0	7	0.0%	0.7%
% of patients satisfied with the treatment they have received (rolling 12 month period)	0	0	N/A	83.1%

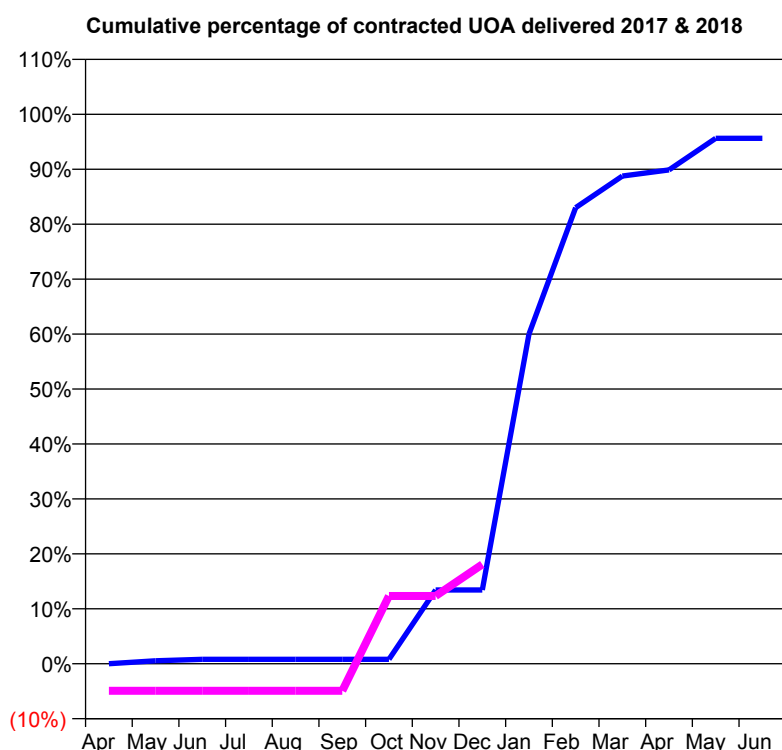
* Figures in italics indicate that the base number is less than 100.

7A1 - Vital Signs Orthodontic At a Glance Contract Report for 833312/0001 - December 2017

Name or company name	MR SJ KEEN
Contract type name	GDS Contract
Purpose of contract	General and Orthodontic
Contract start date	01/04/2006
Contract end date	

17/18 Contracted general activity (UDA)	3,008
Carry forward general activity (UDA)	0
17/18 Contracted orthodontic activity (UOA)	365
Carry forward orthodontic activity (UOA)	18
Baseline contract value	£101,753.39

ACCESS	Contract	England and Wales
24 month ratio of assessments to patient IDs	1.02	1.09

ACTIVITY


Month	Adjusted Scheduled Activity (UOA)	
	2017	2018
April	0	-18
May	2	-18
June	3	-18
July	3	-18
August	3	-18
September	3	-18
October	3	45
November	49	45
December	49	66
January	219	
February	303	
March	324	
April	328	
May	349	
June	349	

QUALITY	Contract Quantity	Contract Base Number	Contract *	Wales
% of all assessments that were assess and fit appliances (rolling 12 month period)	19	19	100.0%	59.2%
% of all assessments that were assess and refuse (rolling 12 month period)	0	19	0.0%	10.2%
% of all assessments that were assess and review (rolling 12 month period)	0	19	0.0%	30.6%
% of terminated courses where treatment was abandoned or discontinued (rolling 12 month period)	0	0	N/A	8.8%
% of completed treatments indicating that PAR score was taken (year to date)	0	0	N/A	43.8%
Rate of removable appliances per 100 fixed appliances - proposed treatment (rolling 12 month period)	6	21	28.57	5.52
Rate of removable appliances per 100 fixed appliances - completed treatment (rolling 12 month period)	0	0	N/A	3.47
% of courses of treatment with removable appliances only - proposed treatment (rolling 12 month period)	3	19	15.8%	1.4%
% of courses of treatment with removable appliances only - completed treatment (rolling 12 month period)	0	0	N/A	0.7%
% of patients satisfied with the treatment they have received (rolling 12 month period)	1	2	50.0%	83.1%

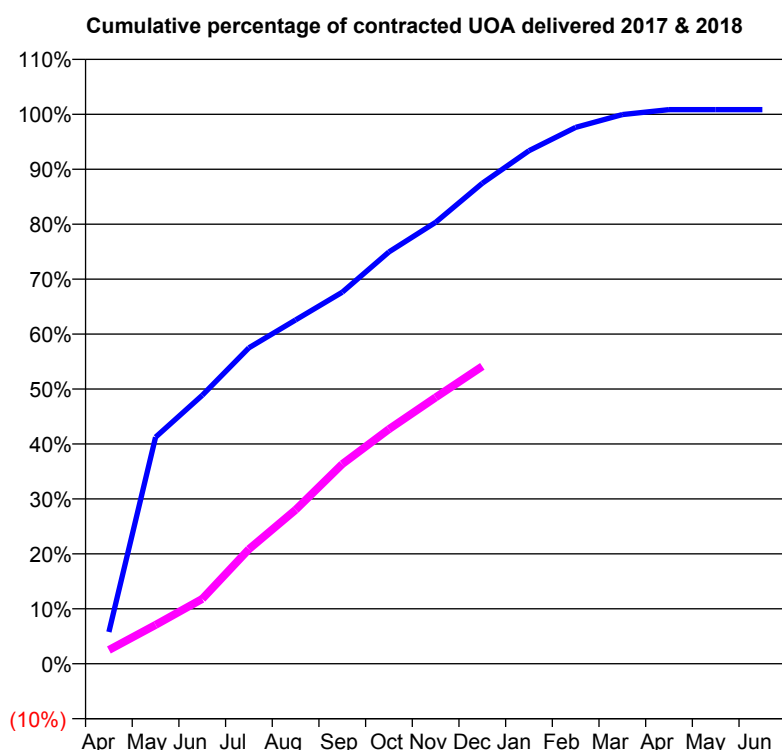
* Figures in italics indicate that the base number is less than 100.

7A2 - Vital Signs Orthodontic At a Glance Contract Report for 176710/0007 - December 2017

Name or company name	Q Dental Care Limited
Contract type name	PDS Contract
Purpose of contract	Orthodontic
Contract start date	01/07/2011
Contract end date	31/03/2018

17/18 Contracted general activity (UDA)	0
Carry forward general activity (UDA)	0
17/18 Contracted orthodontic activity (UOA)	18,000
Carry forward orthodontic activity (UOA)	-157
Baseline contract value	£1,173,475.71

ACCESS	Contract	England and Wales
24 month ratio of assessments to patient IDs	1.00	1.09

ACTIVITY


Month	Adjusted Scheduled Activity (UOA)	
	2017	2018
April	1,065	451
May	7,582	1,275
June	8,984	2,123
July	10,573	3,754
August	11,507	5,043
September	12,435	6,542
October	13,781	7,686
November	14,774	8,725
December	16,082	9,745
January	17,169	
February	17,950	
March	18,378	
April	18,546	
May	18,546	
June	18,546	

QUALITY	Contract Quantity	Contract Base Number	Contract *	Wales
% of all assessments that were assess and fit appliances (rolling 12 month period)	573	574	99.8%	59.2%
% of all assessments that were assess and refuse (rolling 12 month period)	0	574	0.0%	10.2%
% of all assessments that were assess and review (rolling 12 month period)	1	574	0.2%	30.6%
% of terminated courses where treatment was abandoned or discontinued (rolling 12 month period)	85	699	12.2%	8.8%
% of completed treatments indicating that PAR score was taken (year to date)	215	467	46.0%	43.8%
Rate of removable appliances per 100 fixed appliances - proposed treatment (rolling 12 month period)	2	1,126	0.18	5.52
Rate of removable appliances per 100 fixed appliances - completed treatment (rolling 12 month period)	0	1,224	0.00	3.47
% of courses of treatment with removable appliances only - proposed treatment (rolling 12 month period)	0	573	0.0%	1.4%
% of courses of treatment with removable appliances only - completed treatment (rolling 12 month period)	0	614	0.0%	0.7%
% of patients satisfied with the treatment they have received (rolling 12 month period)	64	74	86.5%	83.1%

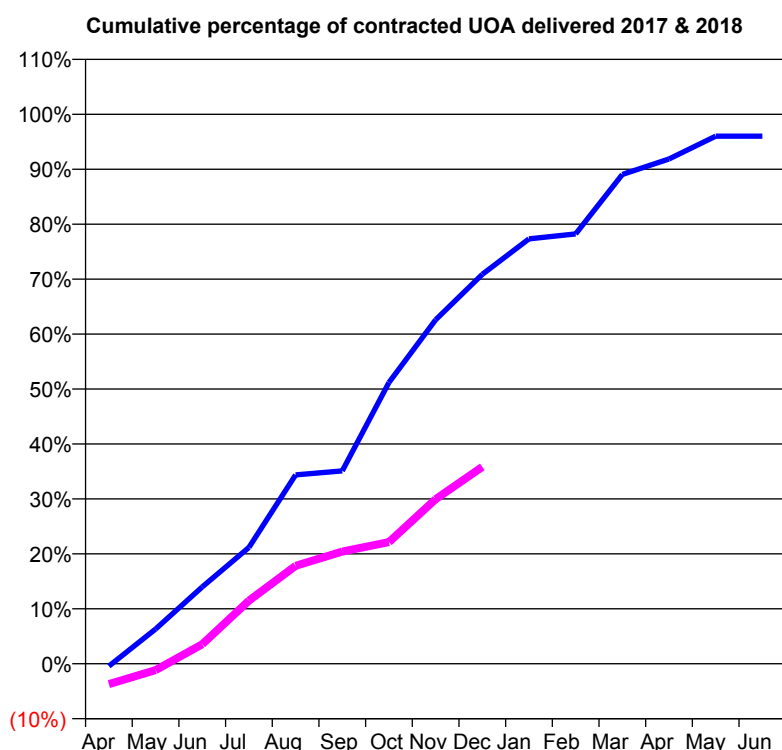
* Figures in italics indicate that the base number is less than 100.

7A2 - Vital Signs Orthodontic At a Glance Contract Report for 176710/0008 - December 2017

Name or company name	Q Dental Care Limited
Contract type name	PDS Contract
Purpose of contract	Orthodontic
Contract start date	01/04/2015
Contract end date	31/03/2018

17/18 Contracted general activity (UDA)	0
Carry forward general activity (UDA)	0
17/18 Contracted orthodontic activity (UOA)	2,200
Carry forward orthodontic activity (UOA)	88
Baseline contract value	£57,161.55

ACCESS	Contract	England and Wales
24 month ratio of assessments to patient IDs	1.05	1.09

ACTIVITY


Month	Adjusted Scheduled Activity (UOA)	
	2017	2018
April	-10	-82
May	139	-26
June	308	78
July	466	253
August	756	392
September	772	449
October	1,126	487
November	1,377	659
December	1,559	788
January	1,701	
February	1,721	
March	1,959	
April	2,021	
May	2,112	
June	2,112	

QUALITY	Contract Quantity	Contract Base Number	Contract *	Wales
% of all assessments that were assess and fit appliances (rolling 12 month period)	0	1,432	0.0%	59.2%
% of all assessments that were assess and refuse (rolling 12 month period)	78	1,432	5.4%	10.2%
% of all assessments that were assess and review (rolling 12 month period)	1,354	1,432	94.6%	30.6%
% of terminated courses where treatment was abandoned or discontinued (rolling 12 month period)	3	3	100.0%	8.8%
% of completed treatments indicating that PAR score was taken (year to date)	0	0	N/A	43.8%
Rate of removable appliances per 100 fixed appliances - proposed treatment (rolling 12 month period)	0	0	N/A	5.52
Rate of removable appliances per 100 fixed appliances - completed treatment (rolling 12 month period)	0	0	N/A	3.47
% of courses of treatment with removable appliances only - proposed treatment (rolling 12 month period)	0	0	N/A	1.4%
% of courses of treatment with removable appliances only - completed treatment (rolling 12 month period)	0	0	N/A	0.7%
% of patients satisfied with the treatment they have received (rolling 12 month period)	0	0	N/A	83.1%

* Figures in italics indicate that the base number is less than 100.

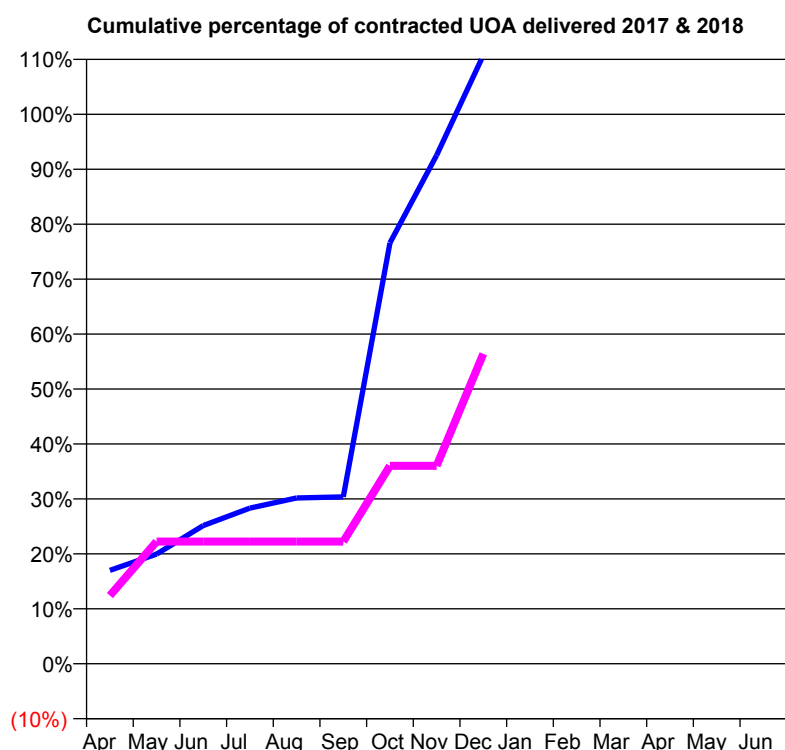
7A3 - Vital Signs Orthodontic At a Glance Contract Report for 117234/0001 - December 2017

Name or company name	Cwmtawe Dental Practice Ltd
Contract type name	GDS Contract
Purpose of contract	General and Orthodontic
Contract start date	01/04/2008
Contract end date	

17/18 Contracted general activity (UDA)	9,000
Carry forward general activity (UDA)	32
17/18 Contracted orthodontic activity (UOA)	3,062
Carry forward orthodontic activity (UOA)	0
Baseline contract value	£422,446.95

ACCESS

	Contract	England and Wales
24 month ratio of assessments to patient IDs	1.16	1.09

ACTIVITY


Month	Adjusted Scheduled Activity (UOA)	
	2017	2018
April	351	380
May	412	681
June	519	681
July	585	681
August	623	681
September	627	681
October	1,581	1,103
November	1,910	1,103
December	2,285	1,727
January	2,578	
February	3,204	
March	3,958	
April	3,959	
May	3,959	
June	3,959	

QUALITY

	Contract Quantity	Contract Base Number	Contract *	Wales
% of all assessments that were assess and fit appliances (rolling 12 month period)	158	262	60.3%	59.2%
% of all assessments that were assess and refuse (rolling 12 month period)	30	262	11.5%	10.2%
% of all assessments that were assess and review (rolling 12 month period)	74	262	28.2%	30.6%
% of terminated courses where treatment was abandoned or discontinued (rolling 12 month period)	41	95	43.2%	8.8%
% of completed treatments indicating that PAR score was taken (year to date)	2	41	4.9%	43.8%
Rate of removable appliances per 100 fixed appliances - proposed treatment (rolling 12 month period)	26	281	9.25	5.52
Rate of removable appliances per 100 fixed appliances - completed treatment (rolling 12 month period)	28	91	30.77	3.47
% of courses of treatment with removable appliances only - proposed treatment (rolling 12 month period)	0	158	0.0%	1.4%
% of courses of treatment with removable appliances only - completed treatment (rolling 12 month period)	0	54	0.0%	0.7%
% of patients satisfied with the treatment they have received (rolling 12 month period)	3	7	42.9%	83.1%

* Figures in italics indicate that the base number is less than 100.

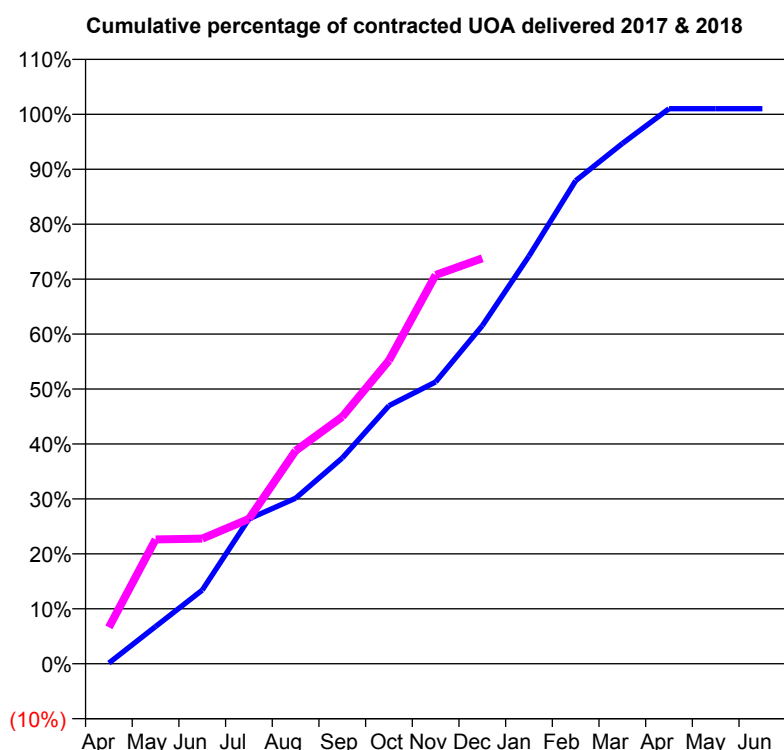
7A3 - Vital Signs Orthodontic At a Glance Contract Report for 153729/0001 - December 2017

Name or company name	Dr EV Johnstone, Dr D Ainsworth and Dr J
Contract type name	GDS Contract
Purpose of contract	Orthodontic
Contract start date	01/04/2006
Contract end date	

17/18 Contracted general activity (UDA)	9,742
Carry forward general activity (UDA)	0
17/18 Contracted orthodontic activity (UOA)	694
Carry forward orthodontic activity (UOA)	0
Baseline contract value	£434,454.46

ACCESS

	Contract	England and Wales
24 month ratio of assessments to patient IDs	1.16	1.09

ACTIVITY


Month	Adjusted Scheduled Activity (UOA)	
	2017	2018
April	1	46
May	47	157
June	93	158
July	183	183
August	209	269
September	260	312
October	326	383
November	356	491
December	427	512
January	515	
February	610	
March	657	
April	701	
May	701	
June	701	

QUALITY

	Contract Quantity	Contract Base Number	Contract *	Wales
% of all assessments that were assess and fit appliances (rolling 12 month period)	36	79	45.6%	59.2%
% of all assessments that were assess and refuse (rolling 12 month period)	3	79	3.8%	10.2%
% of all assessments that were assess and review (rolling 12 month period)	40	79	50.6%	30.6%
% of terminated courses where treatment was abandoned or discontinued (rolling 12 month period)	0	1	0.0%	8.8%
% of completed treatments indicating that PAR score was taken (year to date)	1	1	100.0%	43.8%
Rate of removable appliances per 100 fixed appliances - proposed treatment (rolling 12 month period)	6	59	10.17	5.52
Rate of removable appliances per 100 fixed appliances - completed treatment (rolling 12 month period)	0	2	0.00	3.47
% of courses of treatment with removable appliances only - proposed treatment (rolling 12 month period)	3	36	8.3%	1.4%
% of courses of treatment with removable appliances only - completed treatment (rolling 12 month period)	0	1	0.0%	0.7%
% of patients satisfied with the treatment they have received (rolling 12 month period)	5	6	83.3%	83.1%

* Figures in italics indicate that the base number is less than 100.

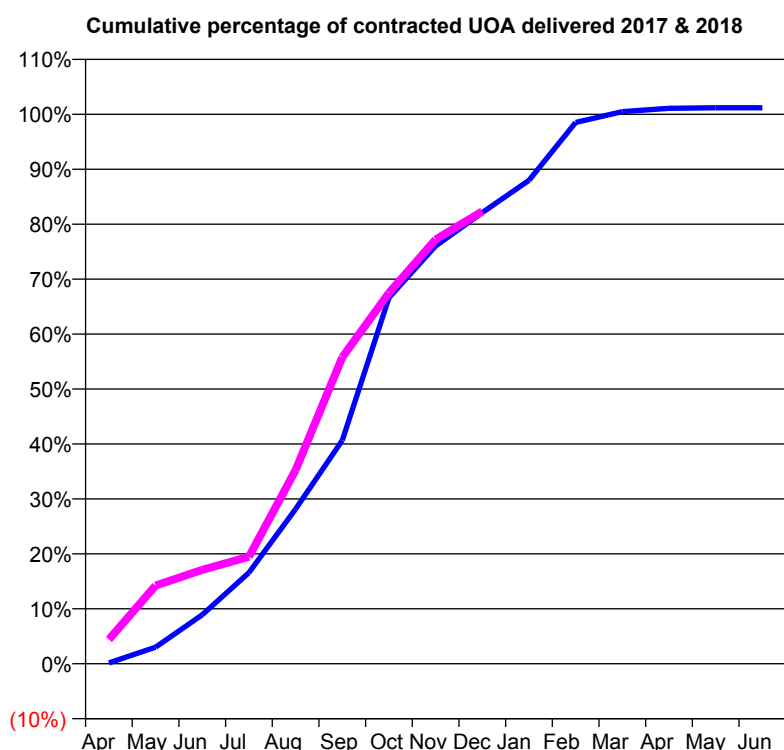
7A3 - Vital Signs Orthodontic At a Glance Contract Report for 162868/0001 - December 2017

Name or company name	Neat-Teeth Orthodontics Limited
Contract type name	GDS Contract
Purpose of contract	Orthodontic
Contract start date	01/09/2011
Contract end date	30/11/2021

17/18 Contracted general activity (UDA)	0
Carry forward general activity (UDA)	0
17/18 Contracted orthodontic activity (UOA)	9,014
Carry forward orthodontic activity (UOA)	-107
Baseline contract value	£577,431.07

ACCESS

	Contract	England and Wales
24 month ratio of assessments to patient IDs	1.03	1.09

ACTIVITY


Month	Adjusted Scheduled Activity (UOA)	
	2017	2018
April	14	399
May	273	1,284
June	803	1,542
July	1,496	1,755
August	2,539	3,177
September	3,665	5,028
October	6,005	6,085
November	6,854	6,959
December	7,402	7,421
January	7,930	
February	8,880	
March	9,058	
April	9,112	
May	9,121	
June	9,121	

QUALITY

	Contract Quantity	Contract Base Number	Contract *	Wales
% of all assessments that were assess and fit appliances (rolling 12 month period)	426	806	52.9%	59.2%
% of all assessments that were assess and refuse (rolling 12 month period)	70	806	8.7%	10.2%
% of all assessments that were assess and review (rolling 12 month period)	310	806	38.5%	30.6%
% of terminated courses where treatment was abandoned or discontinued (rolling 12 month period)	26	199	13.1%	8.8%
% of completed treatments indicating that PAR score was taken (year to date)	103	133	77.4%	43.8%
Rate of removable appliances per 100 fixed appliances - proposed treatment (rolling 12 month period)	10	370	2.70	5.52
Rate of removable appliances per 100 fixed appliances - completed treatment (rolling 12 month period)	0	0	N/A	3.47
% of courses of treatment with removable appliances only - proposed treatment (rolling 12 month period)	0	426	0.0%	1.4%
% of courses of treatment with removable appliances only - completed treatment (rolling 12 month period)	0	173	0.0%	0.7%
% of patients satisfied with the treatment they have received (rolling 12 month period)	19	26	73.1%	83.1%

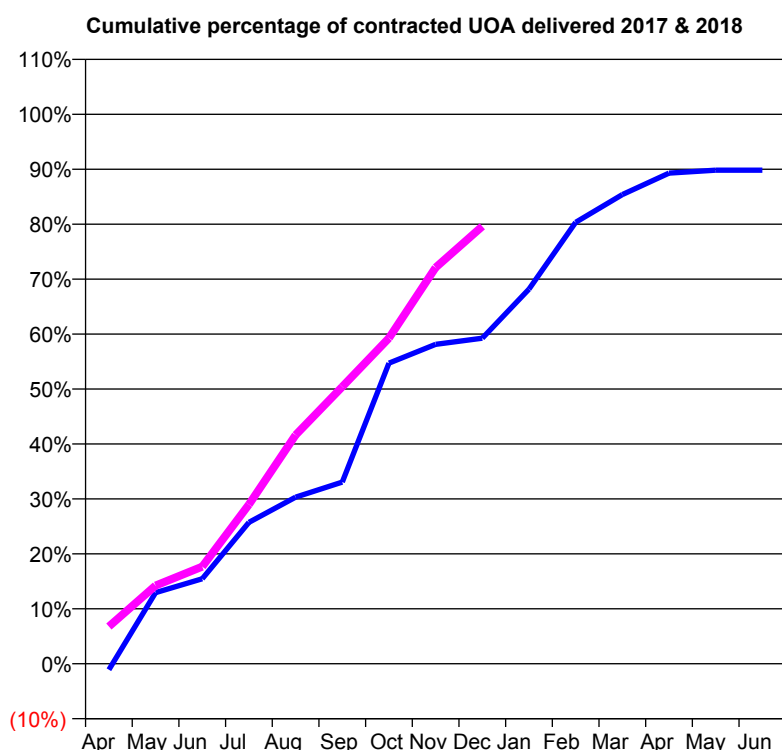
* Figures in italics indicate that the base number is less than 100.

7A3 - Vital Signs Orthodontic At a Glance Contract Report for 176710/0005 - December 2017

Name or company name	Q Dental Care Limited
Contract type name	PDS Contract
Purpose of contract	Orthodontic
Contract start date	01/07/2011
Contract end date	30/11/2021

17/18 Contracted general activity (UDA)	0
Carry forward general activity (UDA)	0
17/18 Contracted orthodontic activity (UOA)	7,824
Carry forward orthodontic activity (UOA)	96
Baseline contract value	£501,200.43

ACCESS	Contract	England and Wales
24 month ratio of assessments to patient IDs	1.02	1.09

ACTIVITY


Month	Adjusted Scheduled Activity (UOA)	
	2017	2018
April	-87	531
May	1,013	1,114
June	1,210	1,384
July	2,013	2,268
August	2,373	3,257
September	2,587	3,944
October	4,281	4,638
November	4,547	5,642
December	4,635	6,229
January	5,333	
February	6,285	
March	6,680	
April	6,985	
May	7,027	
June	7,027	

QUALITY	Contract Quantity	Contract Base Number	Contract *	Wales
% of all assessments that were assess and fit appliances (rolling 12 month period)	402	697	57.7%	59.2%
% of all assessments that were assess and refuse (rolling 12 month period)	139	697	19.9%	10.2%
% of all assessments that were assess and review (rolling 12 month period)	156	697	22.4%	30.6%
% of terminated courses where treatment was abandoned or discontinued (rolling 12 month period)	55	289	19.0%	8.8%
% of completed treatments indicating that PAR score was taken (year to date)	0	172	0.0%	43.8%
Rate of removable appliances per 100 fixed appliances - proposed treatment (rolling 12 month period)	32	759	4.22	5.52
Rate of removable appliances per 100 fixed appliances - completed treatment (rolling 12 month period)	16	456	3.51	3.47
% of courses of treatment with removable appliances only - proposed treatment (rolling 12 month period)	13	402	3.2%	1.4%
% of courses of treatment with removable appliances only - completed treatment (rolling 12 month period)	2	234	0.9%	0.7%
% of patients satisfied with the treatment they have received (rolling 12 month period)	41	45	91.1%	83.1%

* Figures in italics indicate that the base number is less than 100.

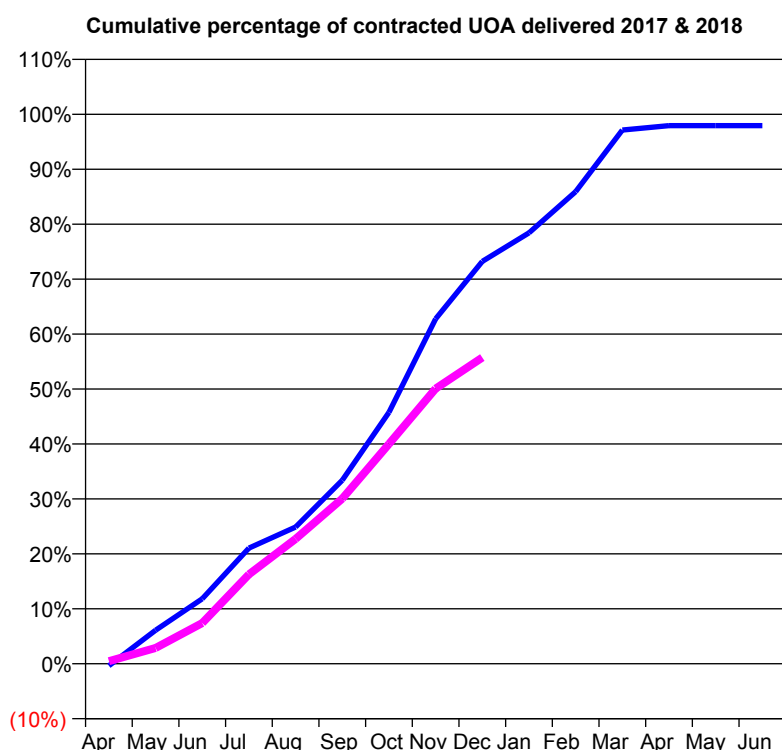
7A3 - Vital Signs Orthodontic At a Glance Contract Report for 176710/0006 - December 2017

Name or company name	Q Dental Care Limited
Contract type name	PDS Contract
Purpose of contract	Orthodontic
Contract start date	01/07/2011
Contract end date	30/11/2021

17/18 Contracted general activity (UDA)	0
Carry forward general activity (UDA)	0
17/18 Contracted orthodontic activity (UOA)	10,822
Carry forward orthodontic activity (UOA)	0
Baseline contract value	£693,250.39

ACCESS

	Contract	England and Wales
24 month ratio of assessments to patient IDs	1.07	1.09

ACTIVITY


Month	Adjusted Scheduled Activity (UOA)	
	2017	2018
April	-41	50
May	660	311
June	1,280	802
July	2,277	1,761
August	2,693	2,460
September	3,614	3,253
October	4,951	4,328
November	6,792	5,418
December	7,924	6,031
January	8,487	
February	9,299	
March	10,510	
April	10,597	
May	10,597	
June	10,597	

QUALITY

	Contract Quantity	Contract Base Number	Contract *	Wales
% of all assessments that were assess and fit appliances (rolling 12 month period)	404	733	55.1%	59.2%
% of all assessments that were assess and refuse (rolling 12 month period)	55	733	7.5%	10.2%
% of all assessments that were assess and review (rolling 12 month period)	274	733	37.4%	30.6%
% of terminated courses where treatment was abandoned or discontinued (rolling 12 month period)	26	489	5.3%	8.8%
% of completed treatments indicating that PAR score was taken (year to date)	0	392	0.0%	43.8%
Rate of removable appliances per 100 fixed appliances - proposed treatment (rolling 12 month period)	19	778	2.44	5.52
Rate of removable appliances per 100 fixed appliances - completed treatment (rolling 12 month period)	20	884	2.26	3.47
% of courses of treatment with removable appliances only - proposed treatment (rolling 12 month period)	6	404	1.5%	1.4%
% of courses of treatment with removable appliances only - completed treatment (rolling 12 month period)	2	463	0.4%	0.7%
% of patients satisfied with the treatment they have received (rolling 12 month period)	48	56	85.7%	83.1%

* Figures in italics indicate that the base number is less than 100.

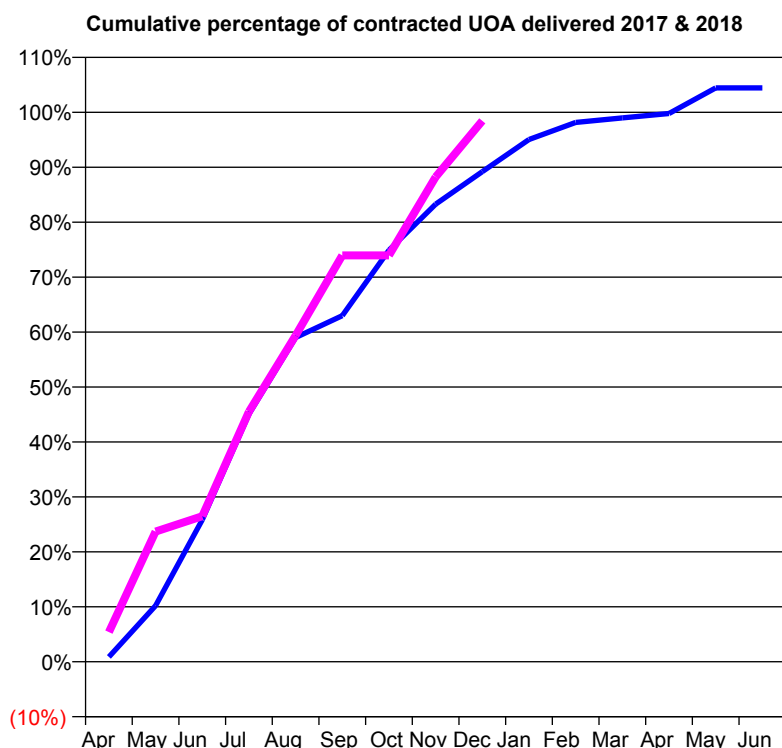
7A3 - Vital Signs Orthodontic At a Glance Contract Report for 181382/0001 - December 2017

Name or company name	Cwmdulais Dental Practice
Contract type name	GDS Contract
Purpose of contract	Orthodontic
Contract start date	01/01/2014
Contract end date	

17/18 Contracted general activity (UDA)	8,575
Carry forward general activity (UDA)	0
17/18 Contracted orthodontic activity (UOA)	1,351
Carry forward orthodontic activity (UOA)	0
Baseline contract value	£418,441.49

ACCESS

	Contract	England and Wales
24 month ratio of assessments to patient IDs	1.09	1.09

ACTIVITY


Month	Adjusted Scheduled Activity (UOA)	
	2017	2018
April	12	73
May	138	320
June	349	358
July	609	615
August	797	802
September	851	999
October	1,012	999
November	1,125	1,192
December	1,205	1,330
January	1,284	
February	1,326	
March	1,337	
April	1,348	
May	1,411	
June	1,411	

QUALITY

	Contract Quantity	Contract Base Number	Contract *	Wales
% of all assessments that were assess and fit appliances (rolling 12 month period)	71	219	32.4%	59.2%
% of all assessments that were assess and refuse (rolling 12 month period)	26	219	11.9%	10.2%
% of all assessments that were assess and review (rolling 12 month period)	122	219	55.7%	30.6%
% of terminated courses where treatment was abandoned or discontinued (rolling 12 month period)	8	40	20.0%	8.8%
% of completed treatments indicating that PAR score was taken (year to date)	0	23	0.0%	43.8%
Rate of removable appliances per 100 fixed appliances - proposed treatment (rolling 12 month period)	40	126	31.75	5.52
Rate of removable appliances per 100 fixed appliances - completed treatment (rolling 12 month period)	20	56	35.71	3.47
% of courses of treatment with removable appliances only - proposed treatment (rolling 12 month period)	5	71	7.0%	1.4%
% of courses of treatment with removable appliances only - completed treatment (rolling 12 month period)	2	32	6.3%	0.7%
% of patients satisfied with the treatment they have received (rolling 12 month period)	3	5	60.0%	83.1%

* Figures in italics indicate that the base number is less than 100.

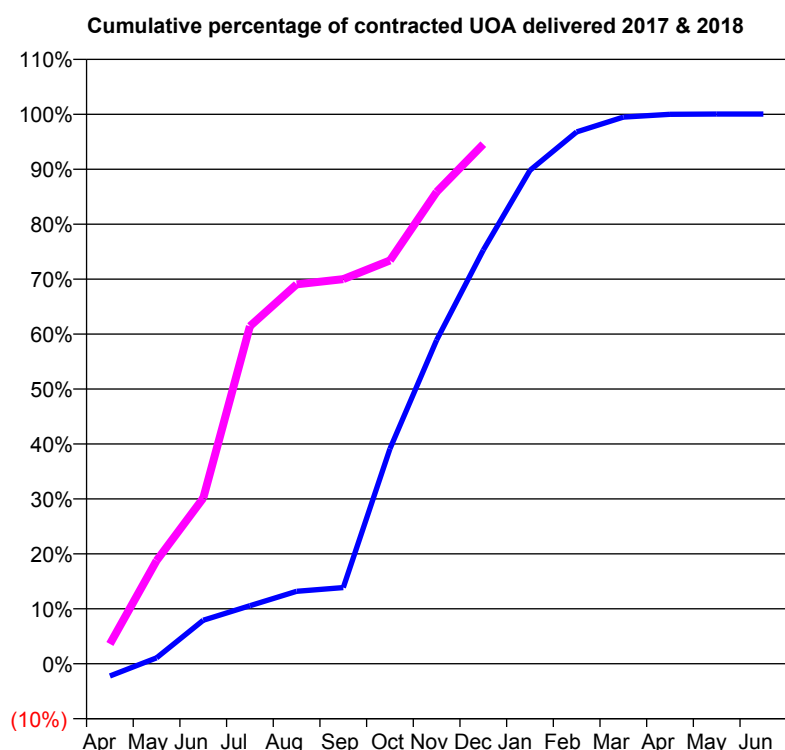
7A3 - Vital Signs Orthodontic At a Glance Contract Report for 636126/0001 - December 2017

Name or company name	MR J KNOX
Contract type name	PDS Contract
Purpose of contract	Orthodontic
Contract start date	01/04/2006
Contract end date	30/11/2021

17/18 Contracted general activity (UDA)	0
Carry forward general activity (UDA)	0
17/18 Contracted orthodontic activity (UOA)	2,500
Carry forward orthodontic activity (UOA)	-1
Baseline contract value	£160,148.40

ACCESS

	Contract	England and Wales
24 month ratio of assessments to patient IDs	1.09	1.09

ACTIVITY


Month	Adjusted Scheduled Activity (UOA)	
	2017	2018
April	-56	90
May	27	469
June	198	754
July	264	1,536
August	330	1,726
September	347	1,750
October	978	1,835
November	1,473	2,147
December	1,882	2,364
January	2,245	
February	2,420	
March	2,487	
April	2,500	
May	2,501	
June	2,501	

QUALITY

	Contract Quantity	Contract Base Number	Contract *	Wales
% of all assessments that were assess and fit appliances (rolling 12 month period)	135	417	32.4%	59.2%
% of all assessments that were assess and refuse (rolling 12 month period)	142	417	34.1%	10.2%
% of all assessments that were assess and review (rolling 12 month period)	140	417	33.6%	30.6%
% of terminated courses where treatment was abandoned or discontinued (rolling 12 month period)	25	148	16.9%	8.8%
% of completed treatments indicating that PAR score was taken (year to date)	80	97	82.5%	43.8%
Rate of removable appliances per 100 fixed appliances - proposed treatment (rolling 12 month period)	5	172	2.91	5.52
Rate of removable appliances per 100 fixed appliances - completed treatment (rolling 12 month period)	0	0	N/A	3.47
% of courses of treatment with removable appliances only - proposed treatment (rolling 12 month period)	0	135	0.0%	1.4%
% of courses of treatment with removable appliances only - completed treatment (rolling 12 month period)	0	123	0.0%	0.7%
% of patients satisfied with the treatment they have received (rolling 12 month period)	6	10	60.0%	83.1%

* Figures in italics indicate that the base number is less than 100.

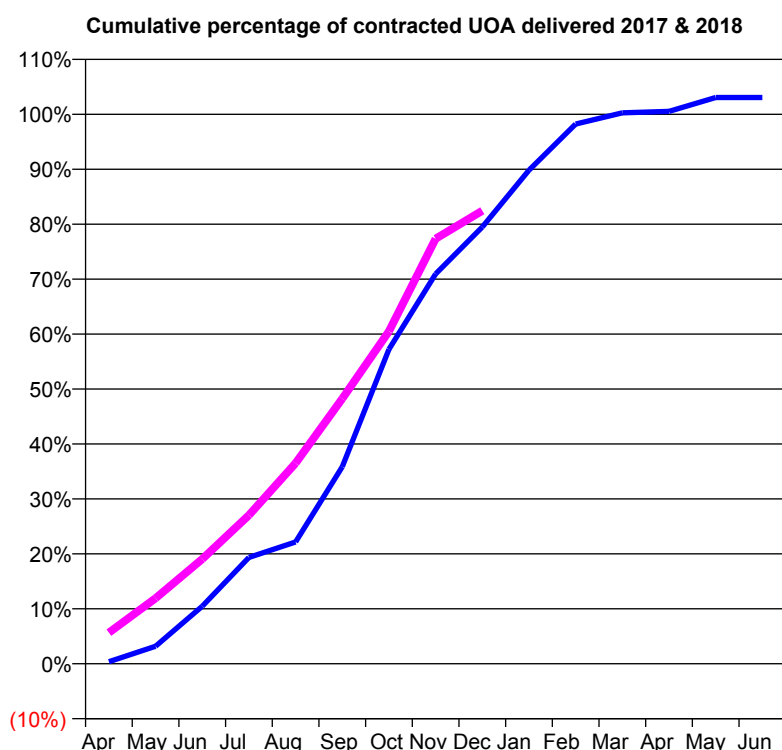
7A3 - Vital Signs Orthodontic At a Glance Contract Report for 658472/0001 - December 2017

Name or company name	MR RR WESTERHOLM
Contract type name	PDS Contract
Purpose of contract	Orthodontic
Contract start date	01/04/2006
Contract end date	30/11/2021

17/18 Contracted general activity (UDA)	0
Carry forward general activity (UDA)	0
17/18 Contracted orthodontic activity (UOA)	5,000
Carry forward orthodontic activity (UOA)	-153
Baseline contract value	£320,296.80

ACCESS

	Contract	England and Wales
24 month ratio of assessments to patient IDs	1.06	1.09

ACTIVITY


Month	Adjusted Scheduled Activity (UOA)	
	2017	2018
April	19	283
May	159	596
June	523	953
July	968	1,352
August	1,108	1,826
September	1,793	2,413
October	2,862	3,025
November	3,547	3,868
December	3,974	4,122
January	4,491	
February	4,911	
March	5,013	
April	5,026	
May	5,153	
June	5,153	

QUALITY

	Contract Quantity	Contract Base Number	Contract *	Wales
% of all assessments that were assess and fit appliances (rolling 12 month period)	238	500	47.6%	59.2%
% of all assessments that were assess and refuse (rolling 12 month period)	68	500	13.6%	10.2%
% of all assessments that were assess and review (rolling 12 month period)	194	500	38.8%	30.6%
% of terminated courses where treatment was abandoned or discontinued (rolling 12 month period)	22	194	11.3%	8.8%
% of completed treatments indicating that PAR score was taken (year to date)	92	136	67.6%	43.8%
Rate of removable appliances per 100 fixed appliances - proposed treatment (rolling 12 month period)	0	396	0.00	5.52
Rate of removable appliances per 100 fixed appliances - completed treatment (rolling 12 month period)	0	0	N/A	3.47
% of courses of treatment with removable appliances only - proposed treatment (rolling 12 month period)	0	238	0.0%	1.4%
% of courses of treatment with removable appliances only - completed treatment (rolling 12 month period)	0	172	0.0%	0.7%
% of patients satisfied with the treatment they have received (rolling 12 month period)	9	13	69.2%	83.1%

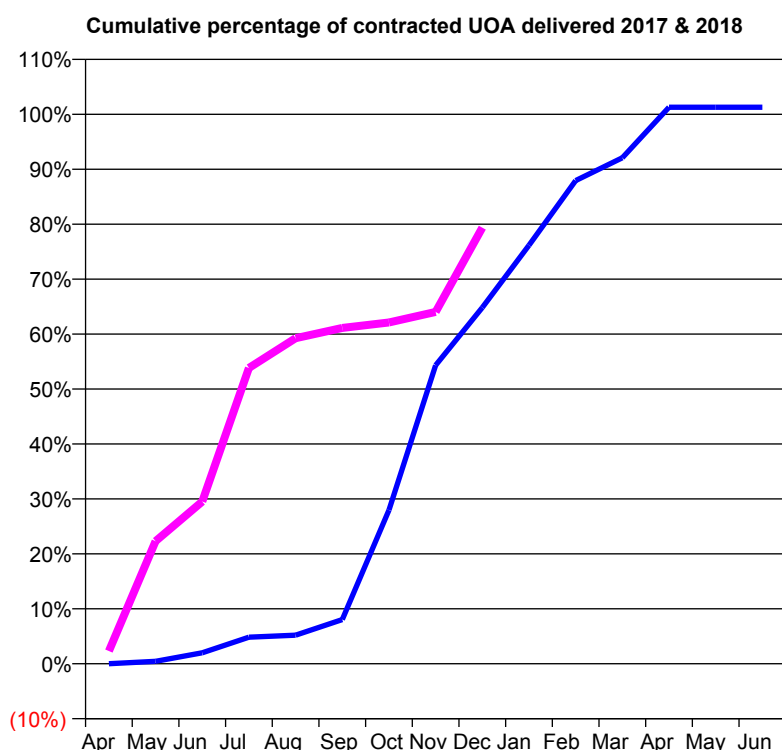
* Figures in italics indicate that the base number is less than 100.

7A3 - Vital Signs Orthodontic At a Glance Contract Report for 846473/0001 - December 2017

Name or company name	MISS CE ECKHARDT
Contract type name	PDS Contract
Purpose of contract	Orthodontic
Contract start date	01/04/2006
Contract end date	30/11/2021

17/18 Contracted general activity (UDA)	0
Carry forward general activity (UDA)	0
17/18 Contracted orthodontic activity (UOA)	2,500
Carry forward orthodontic activity (UOA)	-32
Baseline contract value	£160,148.40

ACCESS	Contract	England and Wales
24 month ratio of assessments to patient IDs	1.06	1.09

ACTIVITY


Month	Adjusted Scheduled Activity (UOA)	
	2017	2018
April	0	58
May	11	558
June	50	738
July	121	1,346
August	130	1,481
September	201	1,528
October	699	1,553
November	1,358	1,601
December	1,621	1,984
January	1,904	
February	2,198	
March	2,302	
April	2,532	
May	2,532	
June	2,532	

QUALITY	Contract Quantity	Contract Base Number	Contract *	Wales
% of all assessments that were assess and fit appliances (rolling 12 month period)	131	311	42.1%	59.2%
% of all assessments that were assess and refuse (rolling 12 month period)	61	311	19.6%	10.2%
% of all assessments that were assess and review (rolling 12 month period)	119	311	38.3%	30.6%
% of terminated courses where treatment was abandoned or discontinued (rolling 12 month period)	17	127	13.4%	8.8%
% of completed treatments indicating that PAR score was taken (year to date)	70	81	86.4%	43.8%
Rate of removable appliances per 100 fixed appliances - proposed treatment (rolling 12 month period)	0	132	0.00	5.52
Rate of removable appliances per 100 fixed appliances - completed treatment (rolling 12 month period)	0	0	N/A	3.47
% of courses of treatment with removable appliances only - proposed treatment (rolling 12 month period)	0	131	0.0%	1.4%
% of courses of treatment with removable appliances only - completed treatment (rolling 12 month period)	0	110	0.0%	0.7%
% of patients satisfied with the treatment they have received (rolling 12 month period)	4	6	66.7%	83.1%

* Figures in italics indicate that the base number is less than 100.

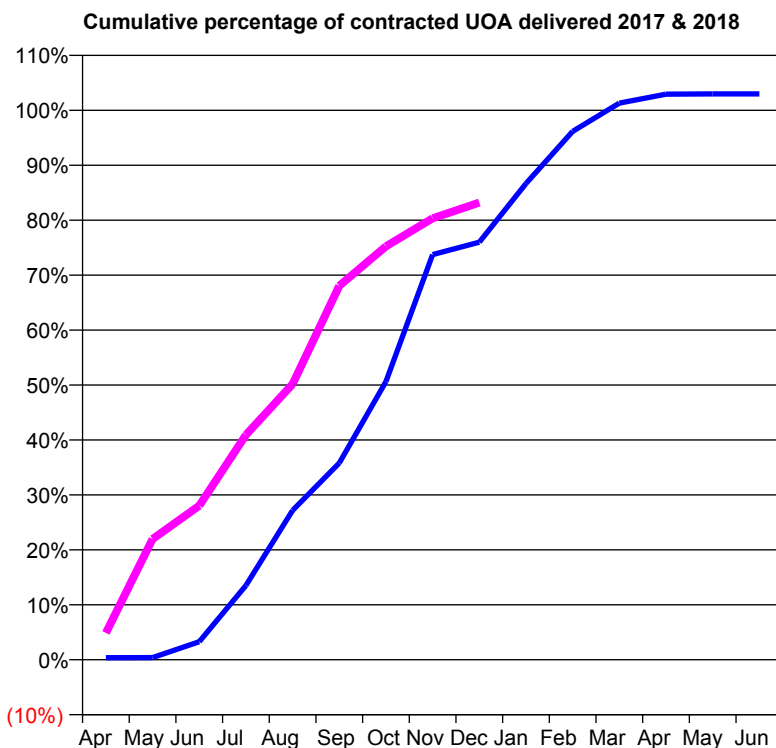
7A3 - Vital Signs Orthodontic At a Glance Contract Report for 933430/0001 - December 2017

Name or company name	MRS AJ EGGAR
Contract type name	PDS Contract
Purpose of contract	Orthodontic
Contract start date	01/04/2006
Contract end date	30/11/2021

17/18 Contracted general activity (UDA)	0
Carry forward general activity (UDA)	0
17/18 Contracted orthodontic activity (UOA)	3,000
Carry forward orthodontic activity (UOA)	-89
Baseline contract value	£192,178.08

ACCESS

	Contract	England and Wales
24 month ratio of assessments to patient IDs	1.07	1.09

ACTIVITY


Month	Adjusted Scheduled Activity (UOA)	
	2017	2018
April	11	147
May	12	659
June	99	841
July	406	1,228
August	816	1,505
September	1,074	2,042
October	1,519	2,257
November	2,212	2,410
December	2,280	2,496
January	2,600	
February	2,885	
March	3,039	
April	3,088	
May	3,089	
June	3,089	

QUALITY

	Contract Quantity	Contract Base Number	Contract *	Wales
% of all assessments that were assess and fit appliances (rolling 12 month period)	150	288	52.1%	59.2%
% of all assessments that were assess and refuse (rolling 12 month period)	42	288	14.6%	10.2%
% of all assessments that were assess and review (rolling 12 month period)	96	288	33.3%	30.6%
% of terminated courses where treatment was abandoned or discontinued (rolling 12 month period)	14	115	12.2%	8.8%
% of completed treatments indicating that PAR score was taken (year to date)	38	76	50.0%	43.8%
Rate of removable appliances per 100 fixed appliances - proposed treatment (rolling 12 month period)	0	192	0.00	5.52
Rate of removable appliances per 100 fixed appliances - completed treatment (rolling 12 month period)	0	0	N/A	3.47
% of courses of treatment with removable appliances only - proposed treatment (rolling 12 month period)	0	150	0.0%	1.4%
% of courses of treatment with removable appliances only - completed treatment (rolling 12 month period)	0	101	0.0%	0.7%
% of patients satisfied with the treatment they have received (rolling 12 month period)	8	9	88.9%	83.1%

* Figures in italics indicate that the base number is less than 100.

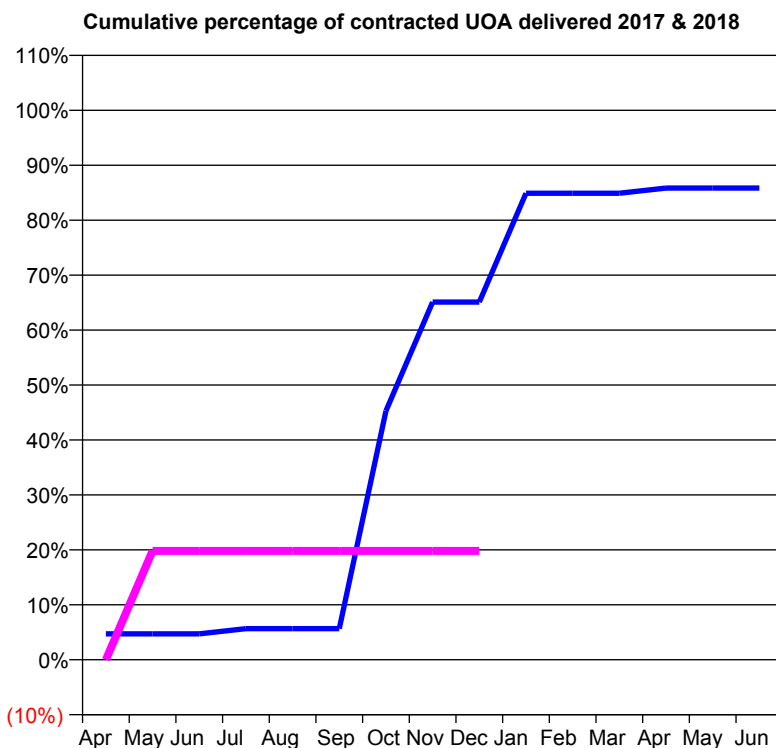
7A4 - Vital Signs Orthodontic At a Glance Contract Report for 127981/0001 - December 2017

Name or company name	Blakeridge Limited
Contract type name	GDS Contract
Purpose of contract	General and Orthodontic
Contract start date	01/09/2012
Contract end date	

17/18 Contracted general activity (UDA)	7,839
Carry forward general activity (UDA)	448
17/18 Contracted orthodontic activity (UOA)	106
Carry forward orthodontic activity (UOA)	0
Baseline contract value	£160,096.02

ACCESS

	Contract	England and Wales
24 month ratio of assessments to patient IDs	1.00	1.09

ACTIVITY


Month	Adjusted Scheduled Activity (UOA)	
	2017	2018
April	5	0
May	5	21
June	5	21
July	6	21
August	6	21
September	6	21
October	48	21
November	69	21
December	69	21
January	90	
February	90	
March	90	
April	91	
May	91	
June	91	

QUALITY

	Contract Quantity	Contract Base Number	Contract *	Wales
% of all assessments that were assess and fit appliances (rolling 12 month period)	2	3	66.7%	59.2%
% of all assessments that were assess and refuse (rolling 12 month period)	0	3	0.0%	10.2%
% of all assessments that were assess and review (rolling 12 month period)	1	3	33.3%	30.6%
% of terminated courses where treatment was abandoned or discontinued (rolling 12 month period)	0	8	0.0%	8.8%
% of completed treatments indicating that PAR score was taken (year to date)	0	8	0.0%	43.8%
Rate of removable appliances per 100 fixed appliances - proposed treatment (rolling 12 month period)	2	4	50.00	5.52
Rate of removable appliances per 100 fixed appliances - completed treatment (rolling 12 month period)	0	0	N/A	3.47
% of courses of treatment with removable appliances only - proposed treatment (rolling 12 month period)	0	2	0.0%	1.4%
% of courses of treatment with removable appliances only - completed treatment (rolling 12 month period)	0	8	0.0%	0.7%
% of patients satisfied with the treatment they have received (rolling 12 month period)	1	2	50.0%	83.1%

* Figures in italics indicate that the base number is less than 100.

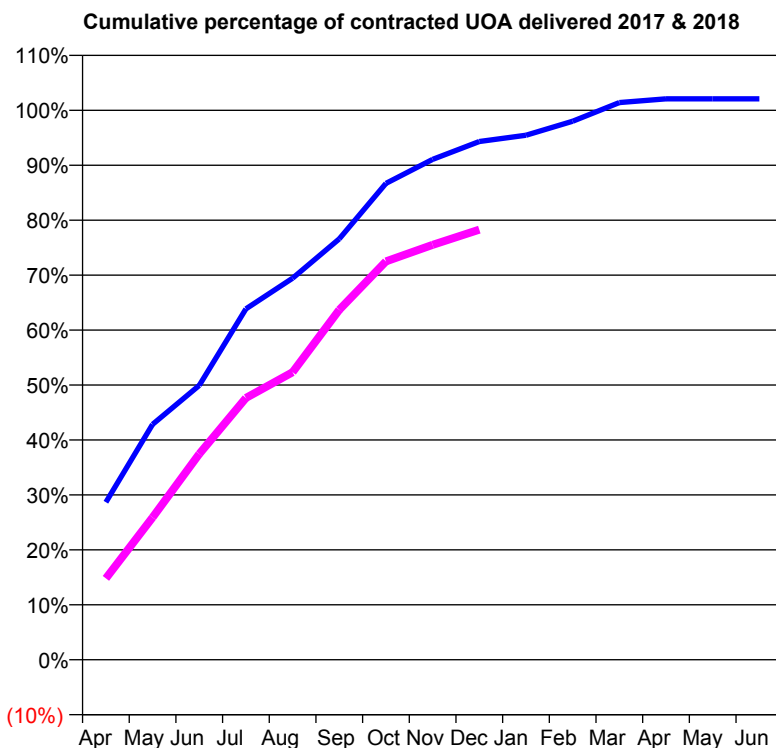
7A4 - Vital Signs Orthodontic At a Glance Contract Report for 129100/0001 - December 2017

Name or company name	Sandusky Remills Ltd
Contract type name	PDS Contract
Purpose of contract	Orthodontic
Contract start date	01/09/2012
Contract end date	31/03/2018

17/18 Contracted general activity (UDA)	0
Carry forward general activity (UDA)	0
17/18 Contracted orthodontic activity (UOA)	9,194
Carry forward orthodontic activity (UOA)	-192
Baseline contract value	£620,850.31

ACCESS

	Contract	England and Wales
24 month ratio of assessments to patient IDs	1.04	1.09

ACTIVITY


Month	Adjusted Scheduled Activity (UOA)	
	2017	2018
April	2,635	1,362
May	3,940	2,382
June	4,590	3,444
July	5,872	4,382
August	6,385	4,811
September	7,043	5,855
October	7,971	6,665
November	8,371	6,942
December	8,672	7,196
January	8,775	
February	9,009	
March	9,322	
April	9,386	
May	9,386	
June	9,386	

QUALITY

	Contract Quantity	Contract Base Number	Contract *	Wales
% of all assessments that were assess and fit appliances (rolling 12 month period)	371	511	72.6%	59.2%
% of all assessments that were assess and refuse (rolling 12 month period)	84	511	16.4%	10.2%
% of all assessments that were assess and review (rolling 12 month period)	56	511	11.0%	30.6%
% of terminated courses where treatment was abandoned or discontinued (rolling 12 month period)	13	414	3.1%	8.8%
% of completed treatments indicating that PAR score was taken (year to date)	80	297	26.9%	43.8%
Rate of removable appliances per 100 fixed appliances - proposed treatment (rolling 12 month period)	81	714	11.34	5.52
Rate of removable appliances per 100 fixed appliances - completed treatment (rolling 12 month period)	2	2	100.00	3.47
% of courses of treatment with removable appliances only - proposed treatment (rolling 12 month period)	6	371	1.6%	1.4%
% of courses of treatment with removable appliances only - completed treatment (rolling 12 month period)	2	401	0.5%	0.7%
% of patients satisfied with the treatment they have received (rolling 12 month period)	40	46	87.0%	83.1%

* Figures in italics indicate that the base number is less than 100.

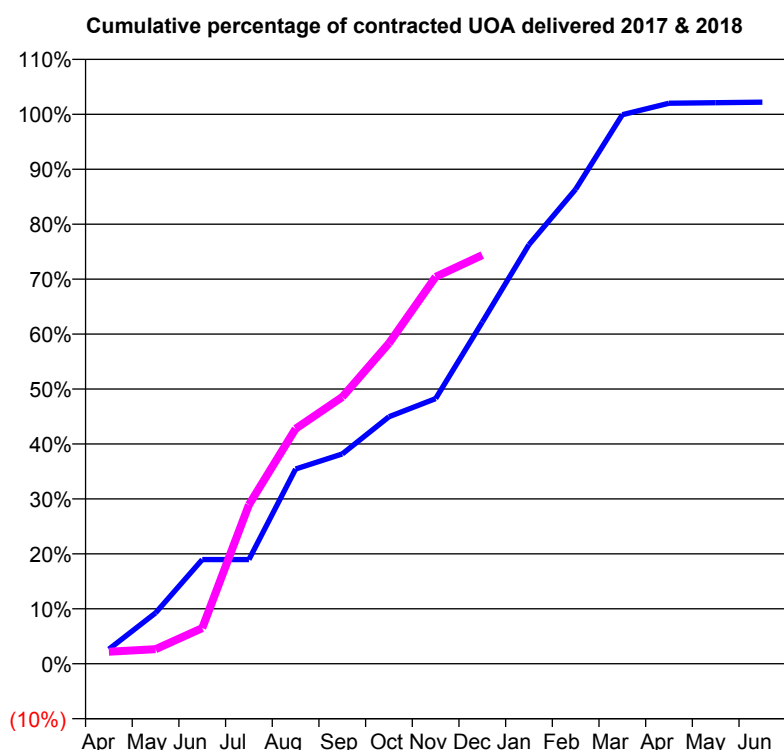
7A4 - Vital Signs Orthodontic At a Glance Contract Report for 140589/0002 - December 2017

Name or company name	Cowbridge Dental Care Limited
Contract type name	PDS Contract
Purpose of contract	Orthodontic
Contract start date	01/09/2011
Contract end date	31/03/2018

17/18 Contracted general activity (UDA)	0
Carry forward general activity (UDA)	0
17/18 Contracted orthodontic activity (UOA)	1,092
Carry forward orthodontic activity (UOA)	-24
Baseline contract value	£70,302.81

ACCESS

	Contract	England and Wales
24 month ratio of assessments to patient IDs	1.10	1.09

ACTIVITY


Month	Adjusted Scheduled Activity (UOA)	
	2017	2018
April	29	24
May	101	29
June	207	71
July	207	316
August	387	467
September	417	530
October	491	637
November	527	769
December	679	812
January	833	
February	943	
March	1,091	
April	1,114	
May	1,115	
June	1,116	

QUALITY

	Contract Quantity	Contract Base Number	Contract *	Wales
% of all assessments that were assess and fit appliances (rolling 12 month period)	57	106	53.8%	59.2%
% of all assessments that were assess and refuse (rolling 12 month period)	22	106	20.8%	10.2%
% of all assessments that were assess and review (rolling 12 month period)	27	106	25.5%	30.6%
% of terminated courses where treatment was abandoned or discontinued (rolling 12 month period)	5	40	12.5%	8.8%
% of completed treatments indicating that PAR score was taken (year to date)	24	30	80.0%	43.8%
Rate of removable appliances per 100 fixed appliances - proposed treatment (rolling 12 month period)	16	112	14.29	5.52
Rate of removable appliances per 100 fixed appliances - completed treatment (rolling 12 month period)	4	66	6.06	3.47
% of courses of treatment with removable appliances only - proposed treatment (rolling 12 month period)	1	57	1.8%	1.4%
% of courses of treatment with removable appliances only - completed treatment (rolling 12 month period)	0	35	0.0%	0.7%
% of patients satisfied with the treatment they have received (rolling 12 month period)	7	11	63.6%	83.1%

* Figures in italics indicate that the base number is less than 100.

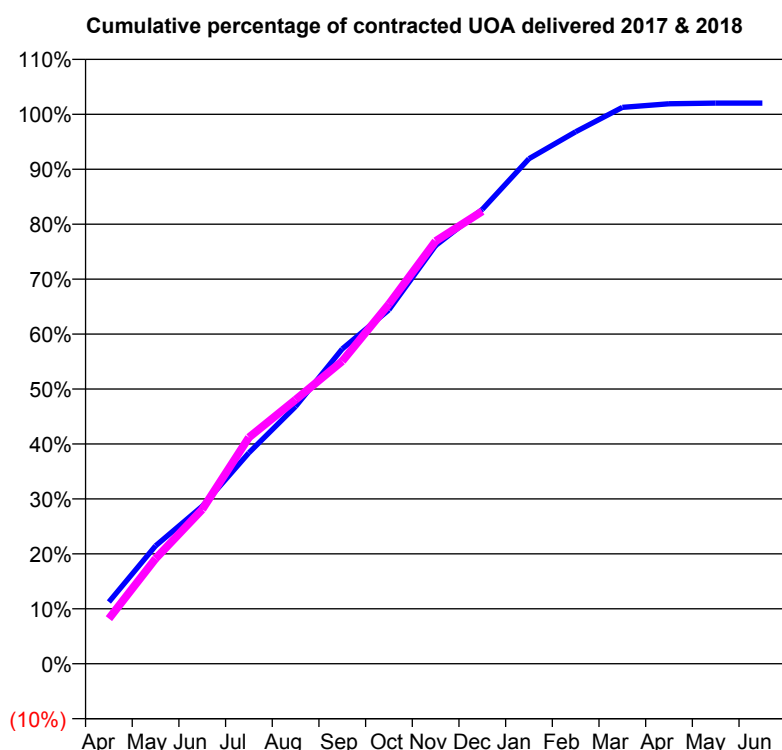
7A4 - Vital Signs Orthodontic At a Glance Contract Report for 166332/0001 - December 2017

Name or company name	Cathedral Orthodontics Ltd
Contract type name	PDS Contract
Purpose of contract	Orthodontic
Contract start date	01/11/2010
Contract end date	31/03/2018

17/18 Contracted general activity (UDA)	0
Carry forward general activity (UDA)	0
17/18 Contracted orthodontic activity (UOA)	21,553
Carry forward orthodontic activity (UOA)	-439
Baseline contract value	£1,454,557.42

ACCESS	Contract	England and Wales
--------	----------	-------------------

24 month ratio of assessments to patient IDs	1.10	1.09
--	------	------

ACTIVITY


Month	Adjusted Scheduled Activity (UOA)	
	2017	2018
April	2,424	1,769
May	4,625	4,122
June	6,177	6,054
July	8,275	8,879
August	10,091	10,361
September	12,352	11,869
October	13,884	14,110
November	16,406	16,577
December	17,822	17,749
January	19,810	
February	20,867	
March	21,821	
April	21,966	
May	21,992	
June	21,992	

QUALITY

	Contract Quantity	Contract Base Number	Contract *	Wales
% of all assessments that were assess and fit appliances (rolling 12 month period)	1,047	1,749	59.9%	59.2%
% of all assessments that were assess and refuse (rolling 12 month period)	232	1,749	13.3%	10.2%
% of all assessments that were assess and review (rolling 12 month period)	470	1,749	26.9%	30.6%
% of terminated courses where treatment was abandoned or discontinued (rolling 12 month period)	63	880	7.2%	8.8%
% of completed treatments indicating that PAR score was taken (year to date)	434	570	76.1%	43.8%
Rate of removable appliances per 100 fixed appliances - proposed treatment (rolling 12 month period)	67	2,007	3.34	5.52
Rate of removable appliances per 100 fixed appliances - completed treatment (rolling 12 month period)	66	1,584	4.17	3.47
% of courses of treatment with removable appliances only - proposed treatment (rolling 12 month period)	12	1,047	1.1%	1.4%
% of courses of treatment with removable appliances only - completed treatment (rolling 12 month period)	6	817	0.7%	0.7%
% of patients satisfied with the treatment they have received (rolling 12 month period)	81	90	90.0%	83.1%

* Figures in italics indicate that the base number is less than 100.

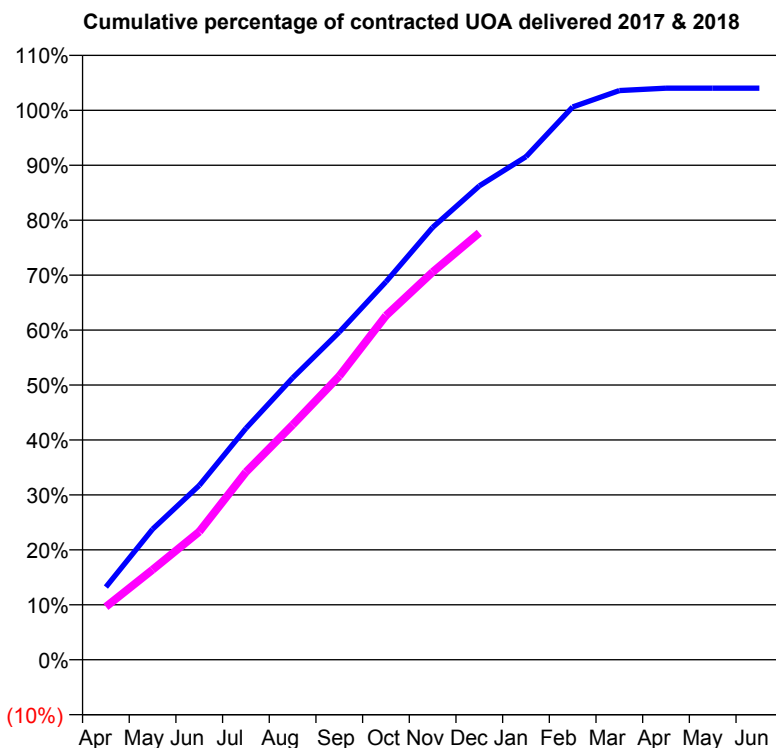
7A4 - Vital Signs Orthodontic At a Glance Contract Report for 176710/0004 - December 2017

Name or company name	Q Dental Care Limited
Contract type name	PDS Contract
Purpose of contract	Orthodontic
Contract start date	01/04/2011
Contract end date	31/03/2018

17/18 Contracted general activity (UDA)	0
Carry forward general activity (UDA)	0
17/18 Contracted orthodontic activity (UOA)	18,178
Carry forward orthodontic activity (UOA)	-729
Baseline contract value	£1,229,042.34

ACCESS

	Contract	England and Wales
24 month ratio of assessments to patient IDs	1.06	1.09

ACTIVITY


Month	Adjusted Scheduled Activity (UOA)	
	2017	2018
April	2,408	1,755
May	4,319	2,978
June	5,767	4,235
July	7,655	6,207
August	9,322	7,771
September	10,842	9,386
October	12,505	11,384
November	14,302	12,827
December	15,674	14,121
January	16,640	
February	18,285	
March	18,830	
April	18,907	
May	18,907	
June	18,907	

QUALITY

	Contract Quantity	Contract Base Number	Contract *	Wales
% of all assessments that were assess and fit appliances (rolling 12 month period)	793	1,065	74.5%	59.2%
% of all assessments that were assess and refuse (rolling 12 month period)	83	1,065	7.8%	10.2%
% of all assessments that were assess and review (rolling 12 month period)	189	1,065	17.7%	30.6%
% of terminated courses where treatment was abandoned or discontinued (rolling 12 month period)	36	882	4.1%	8.8%
% of completed treatments indicating that PAR score was taken (year to date)	208	606	34.3%	43.8%
Rate of removable appliances per 100 fixed appliances - proposed treatment (rolling 12 month period)	13	1,546	0.84	5.52
Rate of removable appliances per 100 fixed appliances - completed treatment (rolling 12 month period)	17	1,634	1.04	3.47
% of courses of treatment with removable appliances only - proposed treatment (rolling 12 month period)	9	793	1.1%	1.4%
% of courses of treatment with removable appliances only - completed treatment (rolling 12 month period)	14	846	1.7%	0.7%
% of patients satisfied with the treatment they have received (rolling 12 month period)	76	82	92.7%	83.1%

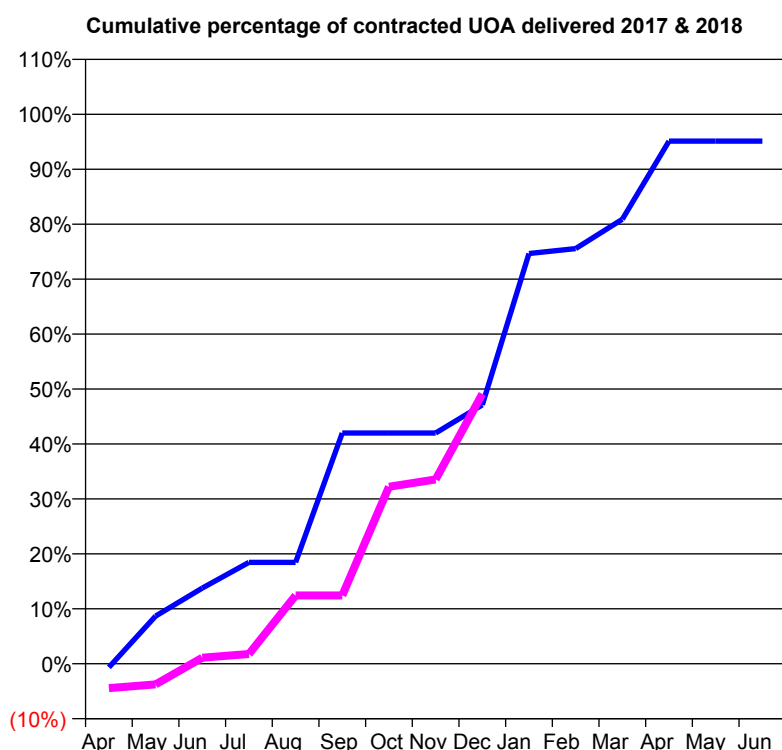
* Figures in italics indicate that the base number is less than 100.

7A4 - Vital Signs Orthodontic At a Glance Contract Report for 190225/0001 - December 2017

Name or company name	Bay House Dental Practice Ltd
Contract type name	GDS Contract
Purpose of contract	General and Orthodontic
Contract start date	01/04/2011
Contract end date	

17/18 Contracted general activity (UDA)	2,544
Carry forward general activity (UDA)	-57
17/18 Contracted orthodontic activity (UOA)	450
Carry forward orthodontic activity (UOA)	22
Baseline contract value	£103,821.41

ACCESS	Contract	England and Wales
24 month ratio of assessments to patient IDs	1.11	1.09

ACTIVITY


Month	Adjusted Scheduled Activity (UOA)	
	2017	2018
April	-3	-20
May	39	-17
June	62	5
July	83	8
August	83	56
September	189	56
October	189	145
November	189	151
December	212	221
January	336	
February	340	
March	364	
April	428	
May	428	
June	428	

QUALITY	Contract Quantity	Contract Base Number	Contract *	Wales
% of all assessments that were assess and fit appliances (rolling 12 month period)	21	77	27.3%	59.2%
% of all assessments that were assess and refuse (rolling 12 month period)	13	77	16.9%	10.2%
% of all assessments that were assess and review (rolling 12 month period)	43	77	55.8%	30.6%
% of terminated courses where treatment was abandoned or discontinued (rolling 12 month period)	0	0	N/A	8.8%
% of completed treatments indicating that PAR score was taken (year to date)	0	0	N/A	43.8%
Rate of removable appliances per 100 fixed appliances - proposed treatment (rolling 12 month period)	1	39	2.56	5.52
Rate of removable appliances per 100 fixed appliances - completed treatment (rolling 12 month period)	0	0	N/A	3.47
% of courses of treatment with removable appliances only - proposed treatment (rolling 12 month period)	0	21	0.0%	1.4%
% of courses of treatment with removable appliances only - completed treatment (rolling 12 month period)	0	0	N/A	0.7%
% of patients satisfied with the treatment they have received (rolling 12 month period)	2	3	66.7%	83.1%

* Figures in italics indicate that the base number is less than 100.

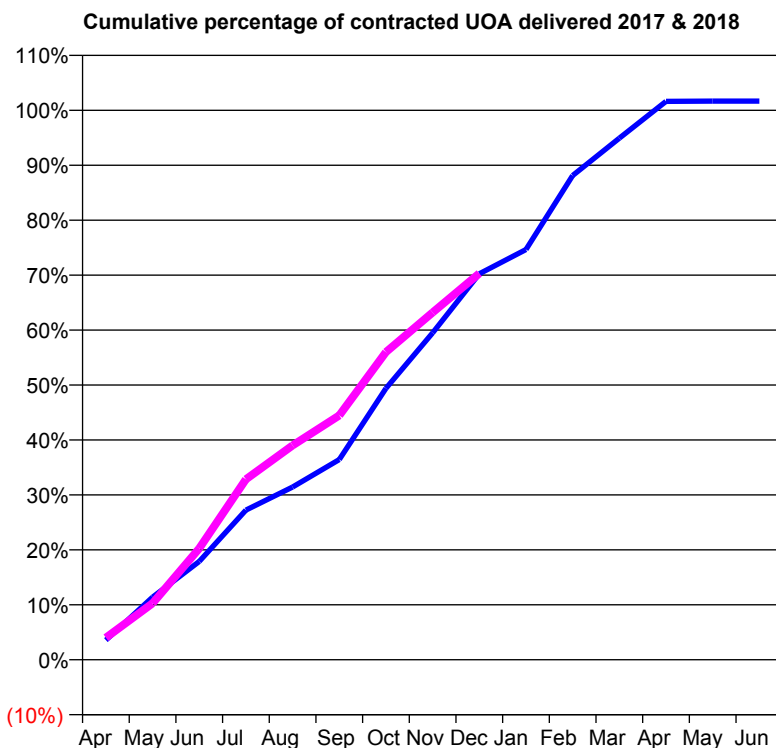
7A4 - Vital Signs Orthodontic At a Glance Contract Report for 190500/0001 - December 2017

Name or company name	Ffynnon Aur Limited
Contract type name	PDS Contract
Purpose of contract	Orthodontic
Contract start date	01/09/2012
Contract end date	31/03/2018

17/18 Contracted general activity (UDA)	0
Carry forward general activity (UDA)	0
17/18 Contracted orthodontic activity (UOA)	8,249
Carry forward orthodontic activity (UOA)	-138
Baseline contract value	£556,976.24

ACCESS

	Contract	England and Wales
24 month ratio of assessments to patient IDs	1.04	1.09

ACTIVITY


Month	Adjusted Scheduled Activity (UOA)	
	2017	2018
April	295	332
May	940	847
June	1,477	1,672
July	2,246	2,710
August	2,594	3,218
September	3,005	3,668
October	4,074	4,619
November	4,908	5,213
December	5,795	5,801
January	6,159	
February	7,269	
March	7,829	
April	8,383	
May	8,387	
June	8,387	

QUALITY

	Contract Quantity	Contract Base Number	Contract *	Wales
% of all assessments that were assess and fit appliances (rolling 12 month period)	392	500	78.4%	59.2%
% of all assessments that were assess and refuse (rolling 12 month period)	31	500	6.2%	10.2%
% of all assessments that were assess and review (rolling 12 month period)	77	500	15.4%	30.6%
% of terminated courses where treatment was abandoned or discontinued (rolling 12 month period)	8	309	2.6%	8.8%
% of completed treatments indicating that PAR score was taken (year to date)	36	216	16.7%	43.8%
Rate of removable appliances per 100 fixed appliances - proposed treatment (rolling 12 month period)	182	761	23.92	5.52
Rate of removable appliances per 100 fixed appliances - completed treatment (rolling 12 month period)	9	157	5.73	3.47
% of courses of treatment with removable appliances only - proposed treatment (rolling 12 month period)	5	392	1.3%	1.4%
% of courses of treatment with removable appliances only - completed treatment (rolling 12 month period)	1	301	0.3%	0.7%
% of patients satisfied with the treatment they have received (rolling 12 month period)	34	44	77.3%	83.1%

* Figures in italics indicate that the base number is less than 100.

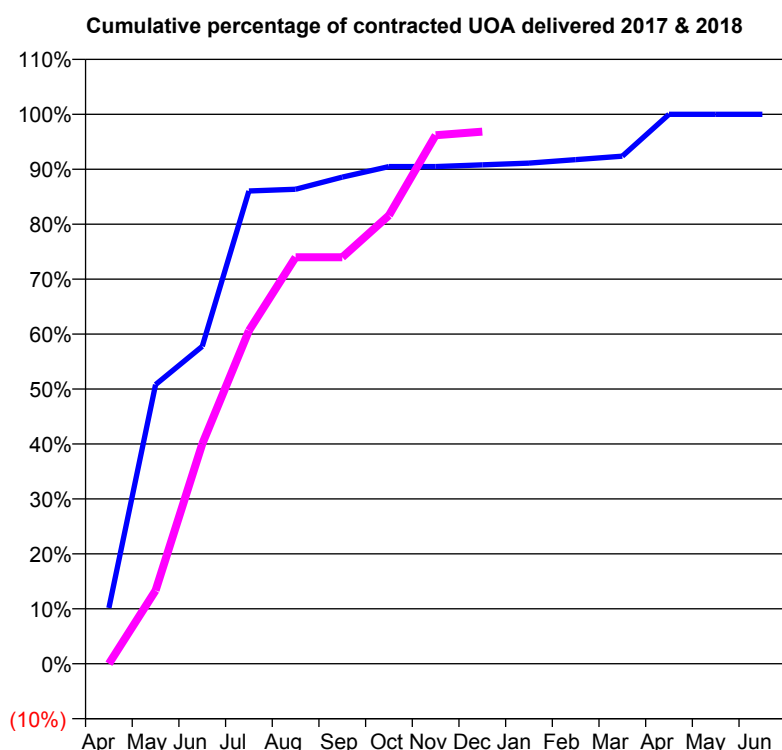
7A4 - Vital Signs Orthodontic At a Glance Contract Report for 840580/0001 - December 2017

Name or company name	MR OB JOYNSON
Contract type name	GDS Contract
Purpose of contract	General and Orthodontic
Contract start date	01/04/2006
Contract end date	

17/18 Contracted general activity (UDA)	28,724
Carry forward general activity (UDA)	109
17/18 Contracted orthodontic activity (UOA)	315
Carry forward orthodontic activity (UOA)	0
Baseline contract value	£657,600.05

ACCESS

	Contract	England and Wales
24 month ratio of assessments to patient IDs	1.12	1.09

ACTIVITY


Month	Adjusted Scheduled Activity (UOA)	
	2017	2018
April	32	0
May	160	42
June	182	126
July	271	191
August	272	233
September	279	233
October	285	257
November	285	303
December	286	305
January	287	
February	289	
March	291	
April	315	
May	315	
June	315	

QUALITY

	Contract Quantity	Contract Base Number	Contract *	Wales
% of all assessments that were assess and fit appliances (rolling 12 month period)	15	34	44.1%	59.2%
% of all assessments that were assess and refuse (rolling 12 month period)	3	34	8.8%	10.2%
% of all assessments that were assess and review (rolling 12 month period)	16	34	47.1%	30.6%
% of terminated courses where treatment was abandoned or discontinued (rolling 12 month period)	2	12	16.7%	8.8%
% of completed treatments indicating that PAR score was taken (year to date)	3	3	100.0%	43.8%
Rate of removable appliances per 100 fixed appliances - proposed treatment (rolling 12 month period)	0	0	N/A	5.52
Rate of removable appliances per 100 fixed appliances - completed treatment (rolling 12 month period)	10	16	62.50	3.47
% of courses of treatment with removable appliances only - proposed treatment (rolling 12 month period)	0	15	0.0%	1.4%
% of courses of treatment with removable appliances only - completed treatment (rolling 12 month period)	2	10	20.0%	0.7%
% of patients satisfied with the treatment they have received (rolling 12 month period)	1	2	50.0%	83.1%

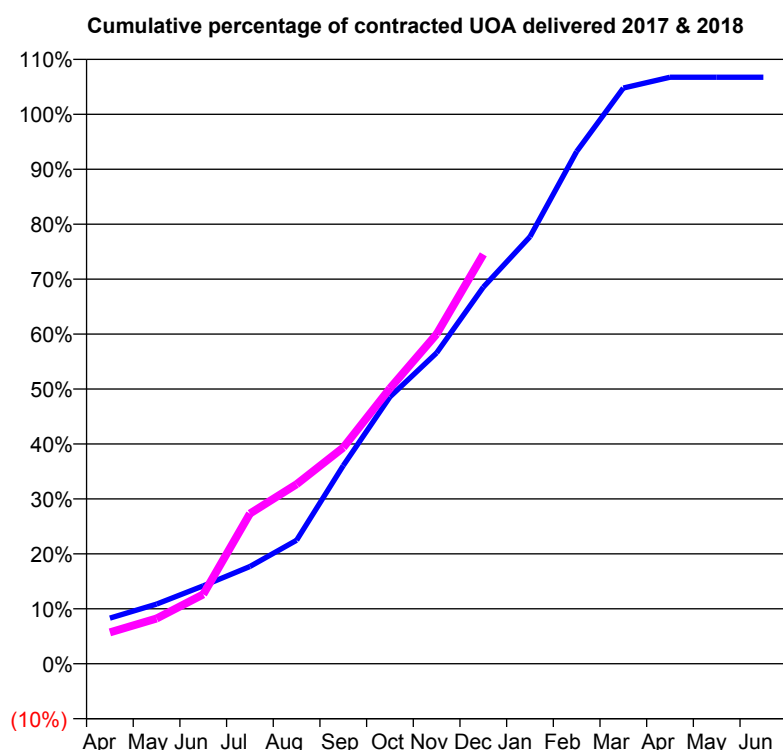
* Figures in italics indicate that the base number is less than 100.

7A4 - Vital Signs Orthodontic At a Glance Contract Report for 927791/0001 - December 2017

Name or company name	MRS JL ROY	17/18 Contracted general activity (UDA)	0
Contract type name	PDS Contract	Carry forward general activity (UDA)	0
Purpose of contract	Orthodontic	17/18 Contracted orthodontic activity (UOA)	3,310
Contract start date	01/04/2006	Carry forward orthodontic activity (UOA)	-165
Contract end date	31/03/2018	Baseline contract value	£223,516.03

ACCESS

	Contract	England and Wales
24 month ratio of assessments to patient IDs	1.02	1.09

ACTIVITY


Month	Adjusted Scheduled Activity (UOA)	
	2017	2018
April	275	189
May	360	273
June	470	418
July	586	905
August	744	1,081
September	1,194	1,302
October	1,607	1,659
November	1,872	1,986
December	2,269	2,466
January	2,572	
February	3,086	
March	3,468	
April	3,533	
May	3,533	
June	3,533	

QUALITY

	Contract Quantity	Contract Base Number	Contract *	Wales
% of all assessments that were assess and fit appliances (rolling 12 month period)	167	307	54.4%	59.2%
% of all assessments that were assess and refuse (rolling 12 month period)	53	307	17.3%	10.2%
% of all assessments that were assess and review (rolling 12 month period)	87	307	28.3%	30.6%
% of terminated courses where treatment was abandoned or discontinued (rolling 12 month period)	4	143	2.8%	8.8%
% of completed treatments indicating that PAR score was taken (year to date)	47	119	39.5%	43.8%
Rate of removable appliances per 100 fixed appliances - proposed treatment (rolling 12 month period)	49	326	15.03	5.52
Rate of removable appliances per 100 fixed appliances - completed treatment (rolling 12 month period)	2	2	100.00	3.47
% of courses of treatment with removable appliances only - proposed treatment (rolling 12 month period)	3	167	1.8%	1.4%
% of courses of treatment with removable appliances only - completed treatment (rolling 12 month period)	2	139	1.4%	0.7%
% of patients satisfied with the treatment they have received (rolling 12 month period)	16	21	76.2%	83.1%

* Figures in italics indicate that the base number is less than 100.

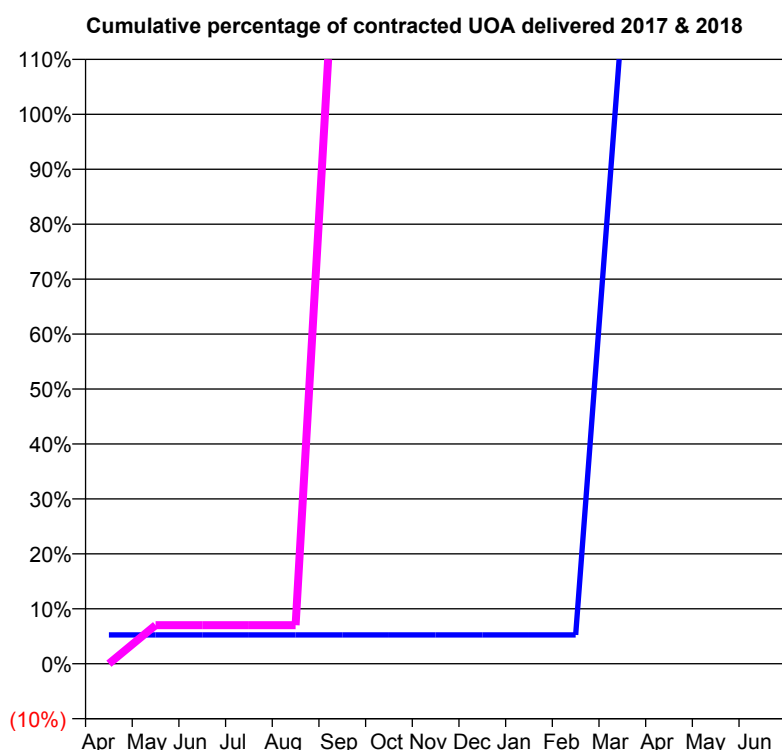
7A5 - Vital Signs Orthodontic At a Glance Contract Report for 102660/0001 - December 2017

Name or company name	Brilliant Dental Care
Contract type name	GDS Contract
Purpose of contract	General and Orthodontic
Contract start date	01/06/2014
Contract end date	

17/18 Contracted general activity (UDA)	4,200
Carry forward general activity (UDA)	0
17/18 Contracted orthodontic activity (UOA)	57
Carry forward orthodontic activity (UOA)	0
Baseline contract value	£105,155.93

ACCESS

	Contract	England and Wales
24 month ratio of assessments to patient IDs	1.03	1.09

ACTIVITY


Month	Adjusted Scheduled Activity (UOA)	
	2017	2018
April	3	0
May	3	4
June	3	4
July	3	4
August	3	4
September	3	88
October	3	88
November	3	151
December	3	256
January	3	
February	3	
March	67	
April	263	
May	267	
June	267	

QUALITY

	Contract Quantity	Contract Base Number	Contract *	Wales
% of all assessments that were assess and fit appliances (rolling 12 month period)	28	30	93.3%	59.2%
% of all assessments that were assess and refuse (rolling 12 month period)	0	30	0.0%	10.2%
% of all assessments that were assess and review (rolling 12 month period)	2	30	6.7%	30.6%
% of terminated courses where treatment was abandoned or discontinued (rolling 12 month period)	0	7	0.0%	8.8%
% of completed treatments indicating that PAR score was taken (year to date)	0	5	0.0%	43.8%
Rate of removable appliances per 100 fixed appliances - proposed treatment (rolling 12 month period)	9	46	19.57	5.52
Rate of removable appliances per 100 fixed appliances - completed treatment (rolling 12 month period)	2	8	25.00	3.47
% of courses of treatment with removable appliances only - proposed treatment (rolling 12 month period)	3	28	10.7%	1.4%
% of courses of treatment with removable appliances only - completed treatment (rolling 12 month period)	2	7	28.6%	0.7%
% of patients satisfied with the treatment they have received (rolling 12 month period)	6	6	100.0%	83.1%

* Figures in italics indicate that the base number is less than 100.

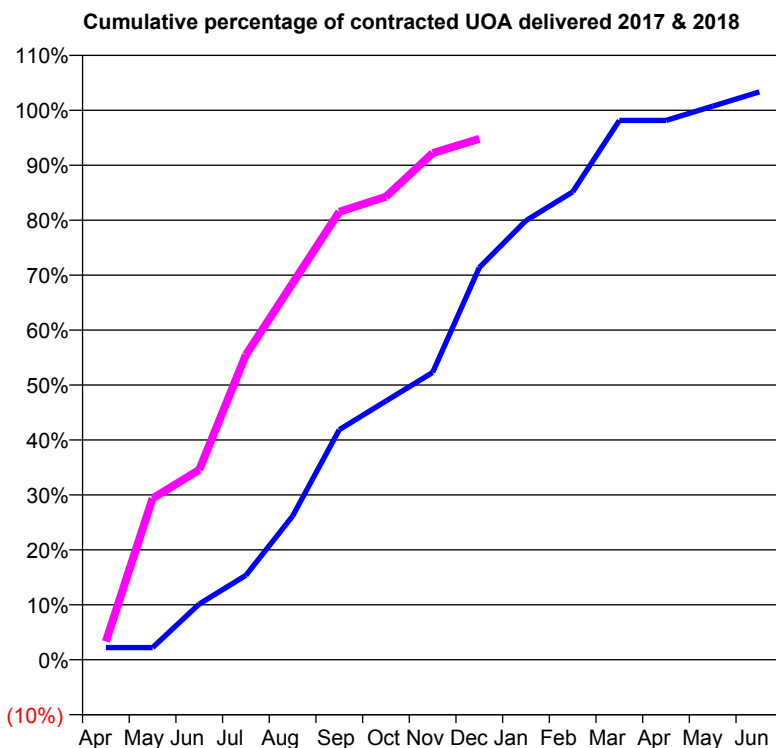
7A5 - Vital Signs Orthodontic At a Glance Contract Report for 171727/0001 - December 2017

Name or company name	Northrose Ltd
Contract type name	PDS Contract
Purpose of contract	Orthodontic
Contract start date	01/04/2014
Contract end date	31/03/2019

17/18 Contracted general activity (UDA)	0
Carry forward general activity (UDA)	0
17/18 Contracted orthodontic activity (UOA)	807
Carry forward orthodontic activity (UOA)	-27
Baseline contract value	£53,240.04

ACCESS

	Contract	England and Wales
24 month ratio of assessments to patient IDs	1.05	1.09

ACTIVITY


Month	Adjusted Scheduled Activity (UOA)	
	2017	2018
April	18	27
May	18	237
June	82	279
July	124	448
August	211	553
September	338	658
October	380	680
November	422	744
December	576	765
January	645	
February	687	
March	792	
April	792	
May	813	
June	834	

QUALITY

	Contract Quantity	Contract Base Number	Contract *	Wales
% of all assessments that were assess and fit appliances (rolling 12 month period)	48	53	90.6%	59.2%
% of all assessments that were assess and refuse (rolling 12 month period)	0	53	0.0%	10.2%
% of all assessments that were assess and review (rolling 12 month period)	5	53	9.4%	30.6%
% of terminated courses where treatment was abandoned or discontinued (rolling 12 month period)	4	26	15.4%	8.8%
% of completed treatments indicating that PAR score was taken (year to date)	14	15	93.3%	43.8%
Rate of removable appliances per 100 fixed appliances - proposed treatment (rolling 12 month period)	4	92	4.35	5.52
Rate of removable appliances per 100 fixed appliances - completed treatment (rolling 12 month period)	6	42	14.29	3.47
% of courses of treatment with removable appliances only - proposed treatment (rolling 12 month period)	1	48	2.1%	1.4%
% of courses of treatment with removable appliances only - completed treatment (rolling 12 month period)	1	22	4.5%	0.7%
% of patients satisfied with the treatment they have received (rolling 12 month period)	3	4	75.0%	83.1%

* Figures in italics indicate that the base number is less than 100.

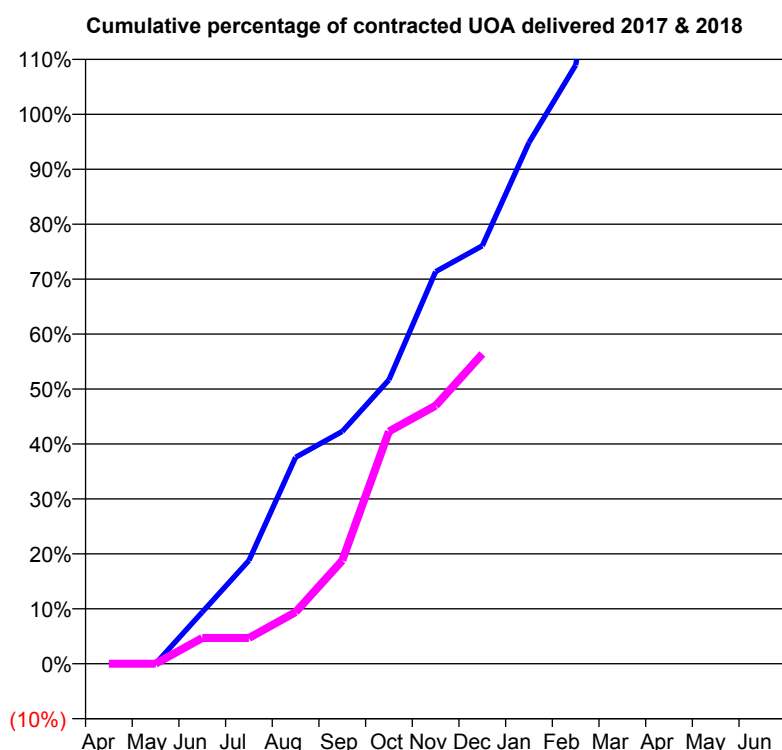
7A5 - Vital Signs Orthodontic At a Glance Contract Report for 324035/0001 - December 2017

Name or company name	MR PS JOHN
Contract type name	GDS Contract
Purpose of contract	General and Orthodontic
Contract start date	01/04/2006
Contract end date	

17/18 Contracted general activity (UDA)	15,844
Carry forward general activity (UDA)	0
17/18 Contracted orthodontic activity (UOA)	447
Carry forward orthodontic activity (UOA)	0
Baseline contract value	£382,755.03

ACCESS

	Contract	England and Wales
24 month ratio of assessments to patient IDs	1.00	1.09

ACTIVITY


Month	Adjusted Scheduled Activity (UOA)	
	2017	2018
April	0	0
May	0	0
June	42	21
July	84	21
August	168	42
September	189	84
October	231	189
November	319	210
December	340	252
January	424	
February	487	
March	676	
April	676	
May	718	
June	718	

QUALITY

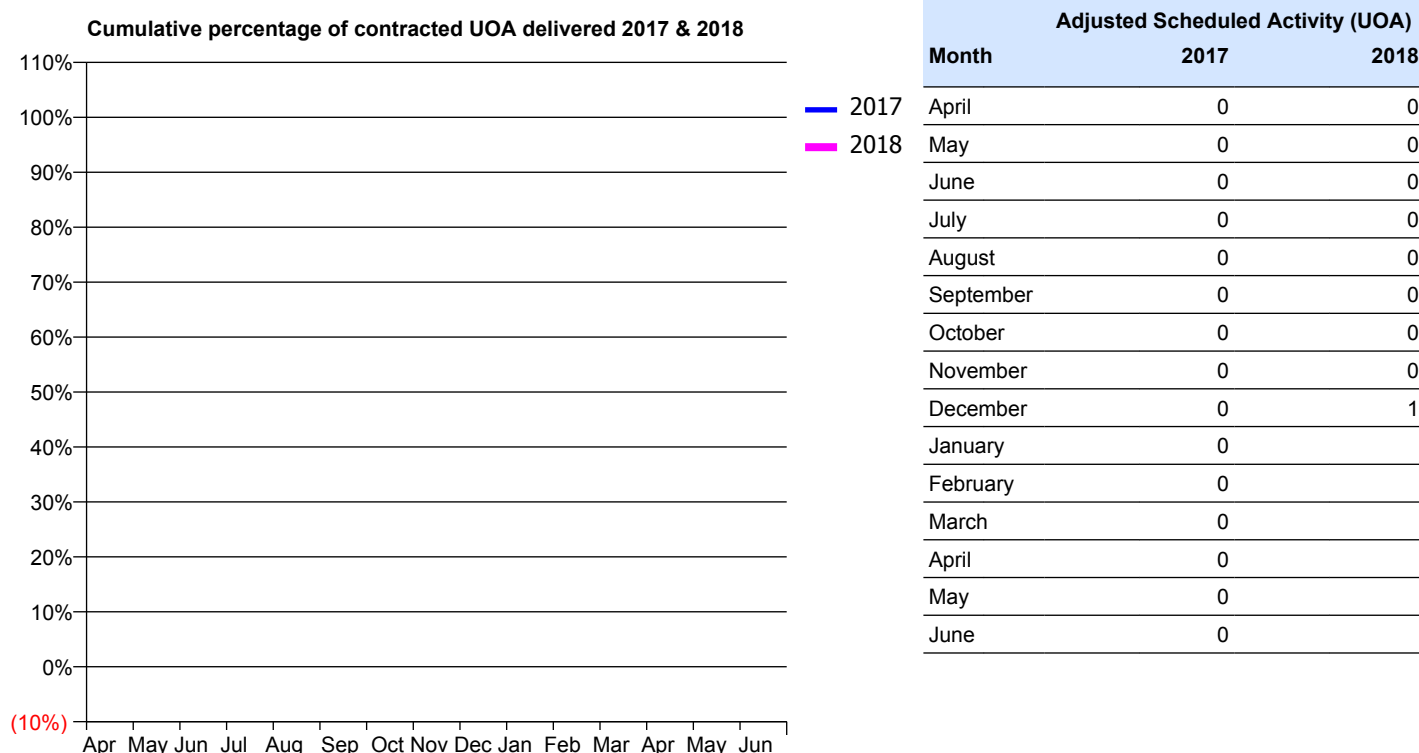
	Contract Quantity	Contract Base Number	Contract *	Wales
% of all assessments that were assess and fit appliances (rolling 12 month period)	30	30	100.0%	59.2%
% of all assessments that were assess and refuse (rolling 12 month period)	0	30	0.0%	10.2%
% of all assessments that were assess and review (rolling 12 month period)	0	30	0.0%	30.6%
% of terminated courses where treatment was abandoned or discontinued (rolling 12 month period)	0	18	0.0%	8.8%
% of completed treatments indicating that PAR score was taken (year to date)	0	11	0.0%	43.8%
Rate of removable appliances per 100 fixed appliances - proposed treatment (rolling 12 month period)	10	59	16.95	5.52
Rate of removable appliances per 100 fixed appliances - completed treatment (rolling 12 month period)	5	33	15.15	3.47
% of courses of treatment with removable appliances only - proposed treatment (rolling 12 month period)	0	30	0.0%	1.4%
% of courses of treatment with removable appliances only - completed treatment (rolling 12 month period)	0	18	0.0%	0.7%
% of patients satisfied with the treatment they have received (rolling 12 month period)	5	5	100.0%	83.1%

* Figures in italics indicate that the base number is less than 100.

7A6 - Vital Signs Orthodontic At a Glance Contract Report for 101281/0160 - December 2017

Name or company name	OASIS DENTAL CARE LTD	17/18 Contracted general activity (UDA)	25,813
Contract type name	GDS Contract	Carry forward general activity (UDA)	-1,291
Purpose of contract	General	17/18 Contracted orthodontic activity (UOA)	0
Contract start date	01/09/2006	Carry forward orthodontic activity (UOA)	0
Contract end date		Baseline contract value	£592,076.27

ACCESS	Contract	England and Wales
24 month ratio of assessments to patient IDs	1.00	1.09

ACTIVITY


QUALITY	Contract Quantity	Contract Base Number	Contract *	Wales
% of all assessments that were assess and fit appliances (rolling 12 month period)	0	1	0.0%	59.2%
% of all assessments that were assess and refuse (rolling 12 month period)	1	1	100.0%	10.2%
% of all assessments that were assess and review (rolling 12 month period)	0	1	0.0%	30.6%
% of terminated courses where treatment was abandoned or discontinued (rolling 12 month period)	0	0	N/A	8.8%
% of completed treatments indicating that PAR score was taken (year to date)	0	0	N/A	43.8%
Rate of removable appliances per 100 fixed appliances - proposed treatment (rolling 12 month period)	0	0	N/A	5.52
Rate of removable appliances per 100 fixed appliances - completed treatment (rolling 12 month period)	0	0	N/A	3.47
% of courses of treatment with removable appliances only - proposed treatment (rolling 12 month period)	0	0	N/A	1.4%
% of courses of treatment with removable appliances only - completed treatment (rolling 12 month period)	0	0	N/A	0.7%
% of patients satisfied with the treatment they have received (rolling 12 month period)	0	0	N/A	83.1%

* Figures in italics indicate that the base number is less than 100.

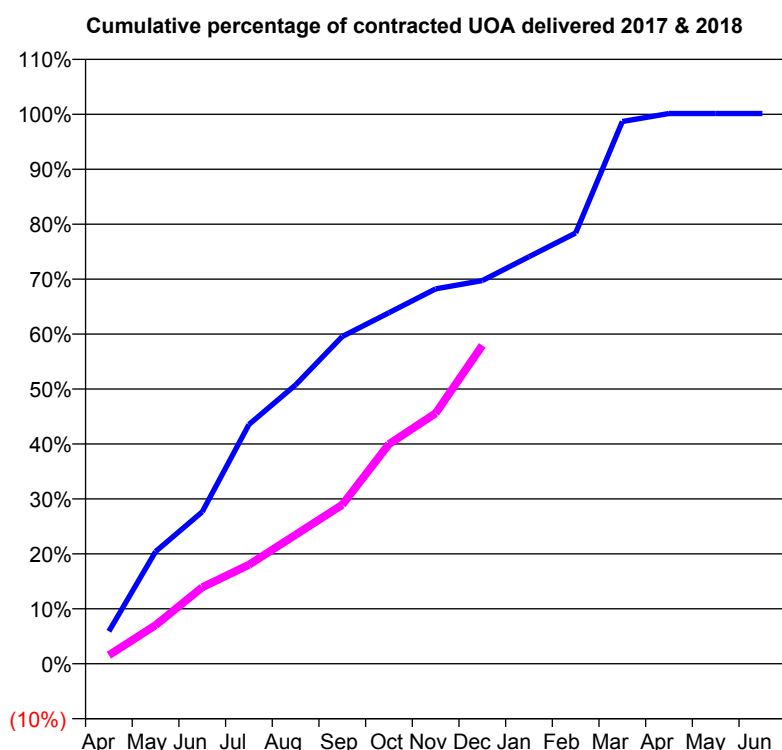
7A6 - Vital Signs Orthodontic At a Glance Contract Report for 159697/0001 - December 2017

Name or company name	L Smart, S Johnston and F Passariello
Contract type name	PDS Contract
Purpose of contract	Orthodontic
Contract start date	01/01/2011
Contract end date	31/03/2018

17/18 Contracted general activity (UDA)	0
Carry forward general activity (UDA)	0
17/18 Contracted orthodontic activity (UOA)	1,538
Carry forward orthodontic activity (UOA)	-2
Baseline contract value	£103,802.47

ACCESS

	Contract	England and Wales
24 month ratio of assessments to patient IDs	1.00	1.09

ACTIVITY


Month	Adjusted Scheduled Activity (UOA)	
	2017	2018
April	86	24
May	297	108
June	402	214
July	633	277
August	738	361
September	866	445
October	929	615
November	992	701
December	1,014	891
January	1,077	
February	1,140	
March	1,435	
April	1,456	
May	1,456	
June	1,456	

QUALITY

	Contract Quantity	Contract Base Number	Contract *	Wales
% of all assessments that were assess and fit appliances (rolling 12 month period)	64	73	87.7%	59.2%
% of all assessments that were assess and refuse (rolling 12 month period)	4	73	5.5%	10.2%
% of all assessments that were assess and review (rolling 12 month period)	5	73	6.8%	30.6%
% of terminated courses where treatment was abandoned or discontinued (rolling 12 month period)	13	66	19.7%	8.8%
% of completed treatments indicating that PAR score was taken (year to date)	34	40	85.0%	43.8%
Rate of removable appliances per 100 fixed appliances - proposed treatment (rolling 12 month period)	6	113	5.31	5.52
Rate of removable appliances per 100 fixed appliances - completed treatment (rolling 12 month period)	7	95	7.37	3.47
% of courses of treatment with removable appliances only - proposed treatment (rolling 12 month period)	1	64	1.6%	1.4%
% of courses of treatment with removable appliances only - completed treatment (rolling 12 month period)	1	53	1.9%	0.7%
% of patients satisfied with the treatment they have received (rolling 12 month period)	8	9	88.9%	83.1%

* Figures in italics indicate that the base number is less than 100.

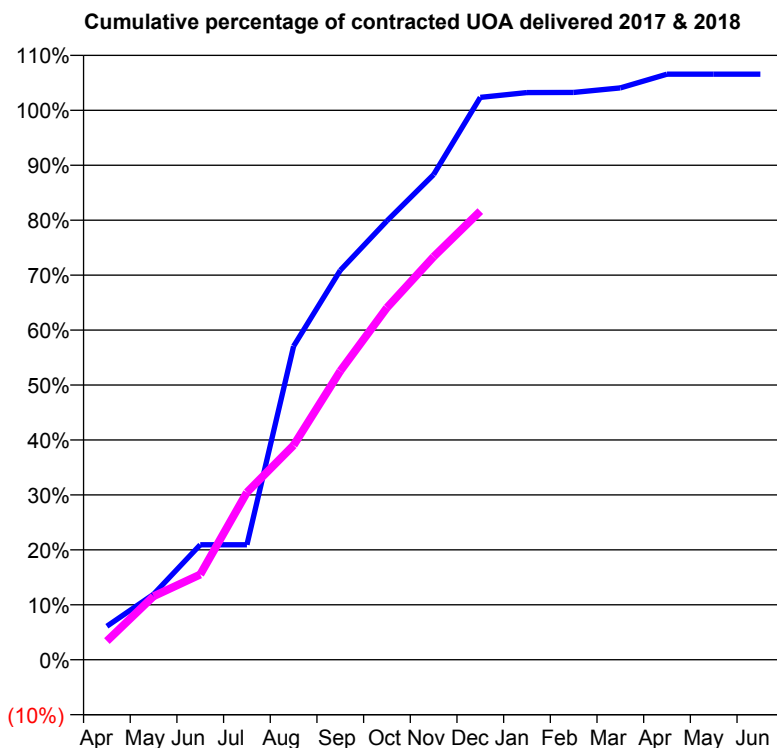
7A6 - Vital Signs Orthodontic At a Glance Contract Report for 162280/0005 - December 2017

Name or company name	Newport Orthodontics Ltd
Contract type name	PDS Contract
Purpose of contract	Orthodontic
Contract start date	01/06/2012
Contract end date	31/03/2018

17/18 Contracted general activity (UDA)	0
Carry forward general activity (UDA)	0
17/18 Contracted orthodontic activity (UOA)	13,002
Carry forward orthodontic activity (UOA)	-225
Baseline contract value	£880,757.49

ACCESS

	Contract	England and Wales
24 month ratio of assessments to patient IDs	1.06	1.09

ACTIVITY


Month	Adjusted Scheduled Activity (UOA)	
	2017	2018
April	462	443
May	902	1,502
June	1,583	2,018
July	1,583	3,961
August	4,318	5,075
September	5,362	6,834
October	6,045	8,332
November	6,681	9,538
December	7,745	10,616
January	7,811	
February	7,812	
March	7,875	
April	8,064	
May	8,064	
June	8,064	

QUALITY

	Contract Quantity	Contract Base Number	Contract *	Wales
% of all assessments that were assess and fit appliances (rolling 12 month period)	503	671	75.0%	59.2%
% of all assessments that were assess and refuse (rolling 12 month period)	25	671	3.7%	10.2%
% of all assessments that were assess and review (rolling 12 month period)	143	671	21.3%	30.6%
% of terminated courses where treatment was abandoned or discontinued (rolling 12 month period)	78	496	15.7%	8.8%
% of completed treatments indicating that PAR score was taken (year to date)	98	365	26.8%	43.8%
Rate of removable appliances per 100 fixed appliances - proposed treatment (rolling 12 month period)	20	932	2.15	5.52
Rate of removable appliances per 100 fixed appliances - completed treatment (rolling 12 month period)	0	0	N/A	3.47
% of courses of treatment with removable appliances only - proposed treatment (rolling 12 month period)	4	503	0.8%	1.4%
% of courses of treatment with removable appliances only - completed treatment (rolling 12 month period)	0	418	0.0%	0.7%
% of patients satisfied with the treatment they have received (rolling 12 month period)	52	55	94.5%	83.1%

* Figures in italics indicate that the base number is less than 100.

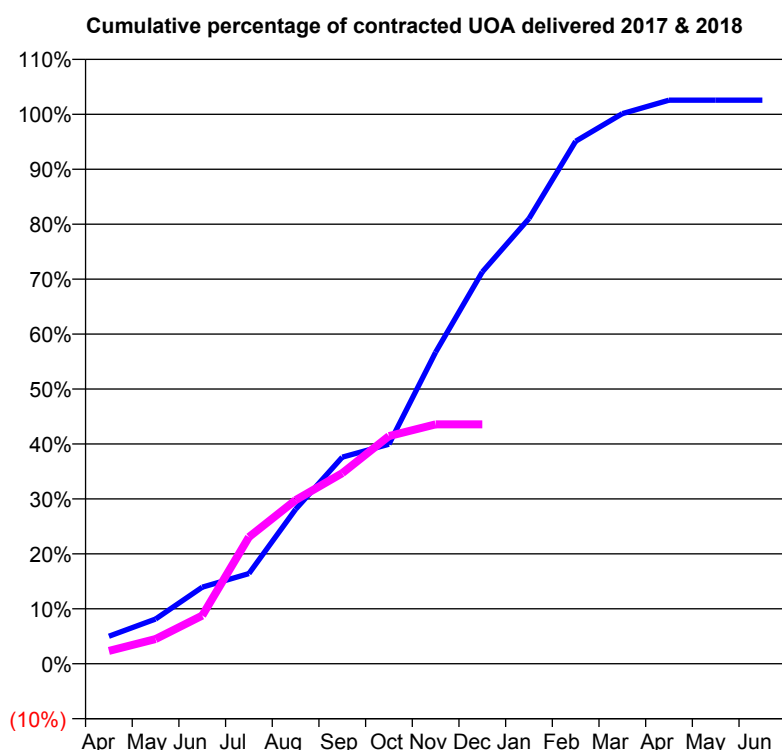
7A6 - Vital Signs Orthodontic At a Glance Contract Report for 183350/0002 - December 2017

Name or company name	Crosskeys Dental Practice Limited
Contract type name	PDS Contract
Purpose of contract	Orthodontic
Contract start date	01/06/2013
Contract end date	31/03/2018

17/18 Contracted general activity (UDA)	0
Carry forward general activity (UDA)	0
17/18 Contracted orthodontic activity (UOA)	980
Carry forward orthodontic activity (UOA)	-23
Baseline contract value	£66,140.34

ACCESS

	Contract	England and Wales
24 month ratio of assessments to patient IDs	1.16	1.09

ACTIVITY


Month	Adjusted Scheduled Activity (UOA)	
	2017	2018
April	45	23
May	73	44
June	125	86
July	147	226
August	252	292
September	337	340
October	358	406
November	508	427
December	639	427
January	726	
February	852	
March	897	
April	919	
May	919	
June	919	

QUALITY

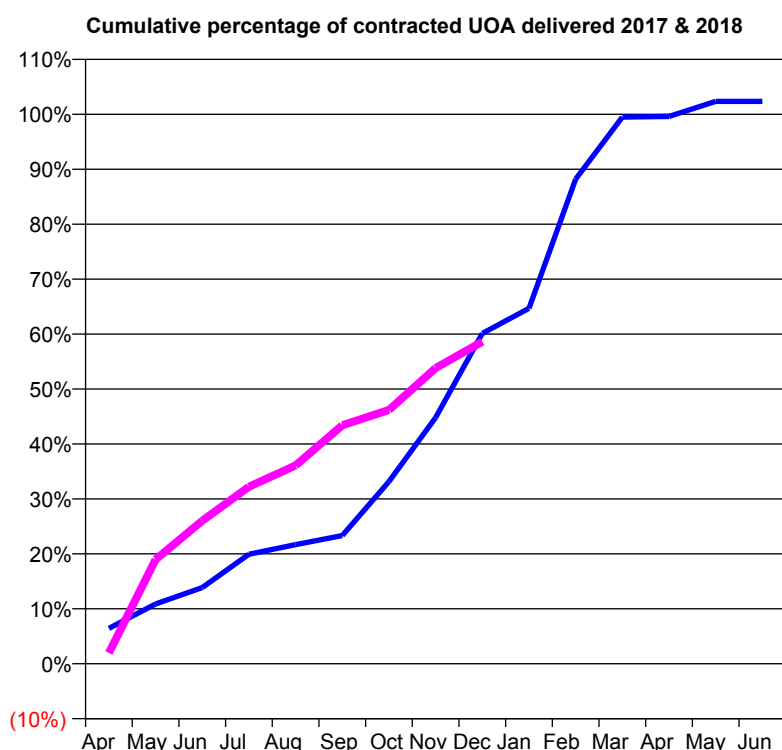
	Contract Quantity	Contract Base Number	Contract *	Wales
% of all assessments that were assess and fit appliances (rolling 12 month period)	35	68	51.5%	59.2%
% of all assessments that were assess and refuse (rolling 12 month period)	30	68	44.1%	10.2%
% of all assessments that were assess and review (rolling 12 month period)	3	68	4.4%	30.6%
% of terminated courses where treatment was abandoned or discontinued (rolling 12 month period)	9	37	24.3%	8.8%
% of completed treatments indicating that PAR score was taken (year to date)	20	23	87.0%	43.8%
Rate of removable appliances per 100 fixed appliances - proposed treatment (rolling 12 month period)	5	63	7.94	5.52
Rate of removable appliances per 100 fixed appliances - completed treatment (rolling 12 month period)	5	53	9.43	3.47
% of courses of treatment with removable appliances only - proposed treatment (rolling 12 month period)	2	35	5.7%	1.4%
% of courses of treatment with removable appliances only - completed treatment (rolling 12 month period)	1	28	3.6%	0.7%
% of patients satisfied with the treatment they have received (rolling 12 month period)	4	6	66.7%	83.1%

* Figures in italics indicate that the base number is less than 100.

7A6 - Vital Signs Orthodontic At a Glance Contract Report for 183954/0001 - December 2017

Name or company name	Chepstow Orthodontics Limited	17/18 Contracted general activity (UDA)	0
Contract type name	PDS Contract	Carry forward general activity (UDA)	0
Purpose of contract	Orthodontic	17/18 Contracted orthodontic activity (UOA)	1,829
Contract start date	01/10/2009	Carry forward orthodontic activity (UOA)	-36
Contract end date	31/03/2018	Baseline contract value	£123,817.35

ACCESS	Contract	England and Wales
24 month ratio of assessments to patient IDs	1.25	1.09

ACTIVITY


Month	Adjusted Scheduled Activity (UOA)	
	2017	2018
April	99	36
May	167	347
June	213	476
July	306	589
August	333	660
September	358	794
October	509	845
November	688	984
December	923	1,072
January	993	
February	1,354	
March	1,527	
April	1,529	
May	1,571	
June	1,571	

QUALITY	Contract Quantity	Contract Base Number	Contract *	Wales
% of all assessments that were assess and fit appliances (rolling 12 month period)	79	155	51.0%	59.2%
% of all assessments that were assess and refuse (rolling 12 month period)	6	155	3.9%	10.2%
% of all assessments that were assess and review (rolling 12 month period)	70	155	45.2%	30.6%
% of terminated courses where treatment was abandoned or discontinued (rolling 12 month period)	3	55	5.5%	8.8%
% of completed treatments indicating that PAR score was taken (year to date)	32	39	82.1%	43.8%
Rate of removable appliances per 100 fixed appliances - proposed treatment (rolling 12 month period)	25	150	16.67	5.52
Rate of removable appliances per 100 fixed appliances - completed treatment (rolling 12 month period)	18	99	18.18	3.47
% of courses of treatment with removable appliances only - proposed treatment (rolling 12 month period)	4	79	5.1%	1.4%
% of courses of treatment with removable appliances only - completed treatment (rolling 12 month period)	2	52	3.8%	0.7%
% of patients satisfied with the treatment they have received (rolling 12 month period)	6	9	66.7%	83.1%

* Figures in italics indicate that the base number is less than 100.

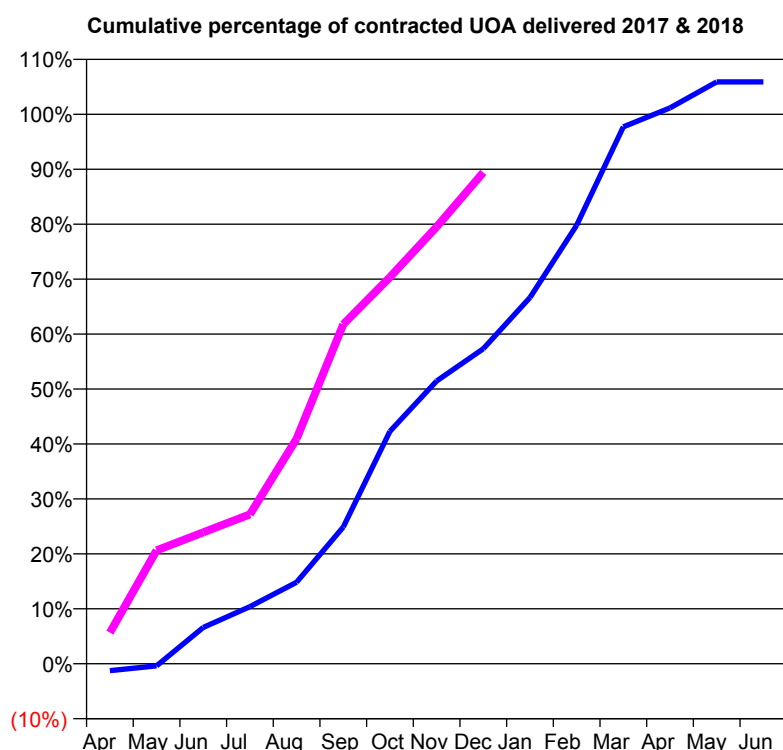
7A6 - Vital Signs Orthodontic At a Glance Contract Report for 183954/0002 - December 2017

Name or company name	Chepstow Orthodontics Limited
Contract type name	PDS Contract
Purpose of contract	Orthodontic
Contract start date	01/10/2009
Contract end date	31/03/2018

17/18 Contracted general activity (UDA)	0
Carry forward general activity (UDA)	0
17/18 Contracted orthodontic activity (UOA)	3,269
Carry forward orthodontic activity (UOA)	-185
Baseline contract value	£221,298.79

ACCESS

	Contract	England and Wales
24 month ratio of assessments to patient IDs	1.19	1.09

ACTIVITY


Month	Adjusted Scheduled Activity (UOA)	
	2017	2018
April	-47	185
May	-15	675
June	245	782
July	386	889
August	550	1,339
September	923	2,019
October	1,569	2,300
November	1,908	2,599
December	2,126	2,923
January	2,471	
February	2,959	
March	3,623	
April	3,751	
May	3,926	
June	3,926	

QUALITY

	Contract Quantity	Contract Base Number	Contract *	Wales
% of all assessments that were assess and fit appliances (rolling 12 month period)	216	285	75.8%	59.2%
% of all assessments that were assess and refuse (rolling 12 month period)	23	285	8.1%	10.2%
% of all assessments that were assess and review (rolling 12 month period)	46	285	16.1%	30.6%
% of terminated courses where treatment was abandoned or discontinued (rolling 12 month period)	16	110	14.5%	8.8%
% of completed treatments indicating that PAR score was taken (year to date)	70	74	94.6%	43.8%
Rate of removable appliances per 100 fixed appliances - proposed treatment (rolling 12 month period)	6	423	1.42	5.52
Rate of removable appliances per 100 fixed appliances - completed treatment (rolling 12 month period)	3	175	1.71	3.47
% of courses of treatment with removable appliances only - proposed treatment (rolling 12 month period)	3	216	1.4%	1.4%
% of courses of treatment with removable appliances only - completed treatment (rolling 12 month period)	3	94	3.2%	0.7%
% of patients satisfied with the treatment they have received (rolling 12 month period)	19	21	90.5%	83.1%

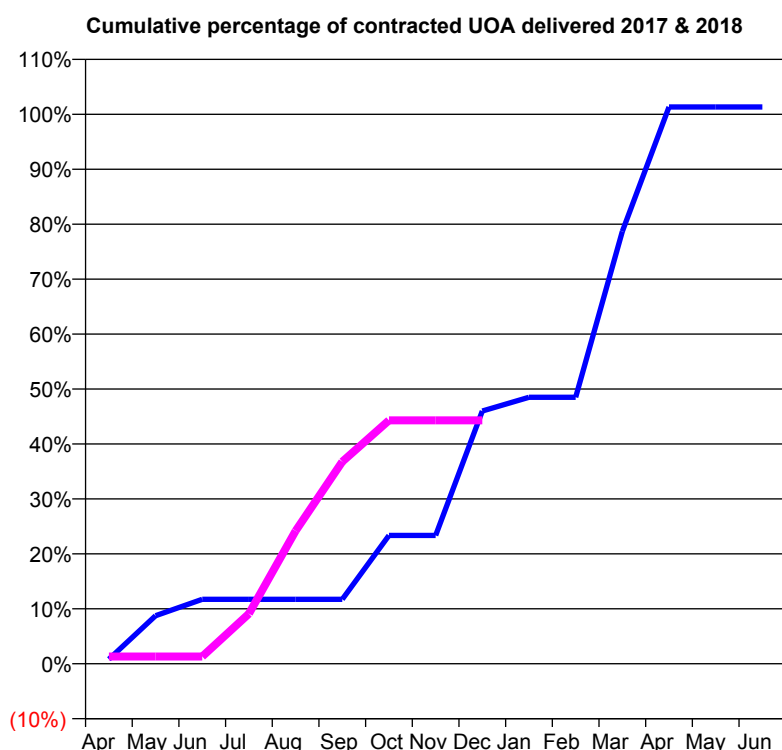
* Figures in italics indicate that the base number is less than 100.

7A6 - Vital Signs Orthodontic At a Glance Contract Report for 190195/0013 - December 2017

Name or company name	Xeon Smiles UK Ltd
Contract type name	PDS Contract
Purpose of contract	Orthodontic
Contract start date	01/04/2012
Contract end date	31/03/2018

17/18 Contracted general activity (UDA)	0
Carry forward general activity (UDA)	0
17/18 Contracted orthodontic activity (UOA)	835
Carry forward orthodontic activity (UOA)	-11
Baseline contract value	£56,356.55

ACCESS	Contract	England and Wales
24 month ratio of assessments to patient IDs	1.29	1.09

ACTIVITY


Month	Adjusted Scheduled Activity (UOA)	
	2017	2018
April	7	11
May	73	11
June	98	11
July	98	76
August	98	202
September	98	307
October	195	370
November	195	370
December	384	370
January	405	
February	405	
March	657	
April	846	
May	846	
June	846	

QUALITY	Contract Quantity	Contract Base Number	Contract *	Wales
% of all assessments that were assess and fit appliances (rolling 12 month period)	39	39	100.0%	59.2%
% of all assessments that were assess and refuse (rolling 12 month period)	0	39	0.0%	10.2%
% of all assessments that were assess and review (rolling 12 month period)	0	39	0.0%	30.6%
% of terminated courses where treatment was abandoned or discontinued (rolling 12 month period)	0	8	0.0%	8.8%
% of completed treatments indicating that PAR score was taken (year to date)	3	8	37.5%	43.8%
Rate of removable appliances per 100 fixed appliances - proposed treatment (rolling 12 month period)	7	39	17.95	5.52
Rate of removable appliances per 100 fixed appliances - completed treatment (rolling 12 month period)	0	0	N/A	3.47
% of courses of treatment with removable appliances only - proposed treatment (rolling 12 month period)	6	39	15.4%	1.4%
% of courses of treatment with removable appliances only - completed treatment (rolling 12 month period)	0	8	0.0%	0.7%
% of patients satisfied with the treatment they have received (rolling 12 month period)	1	3	33.3%	83.1%

* Figures in italics indicate that the base number is less than 100.

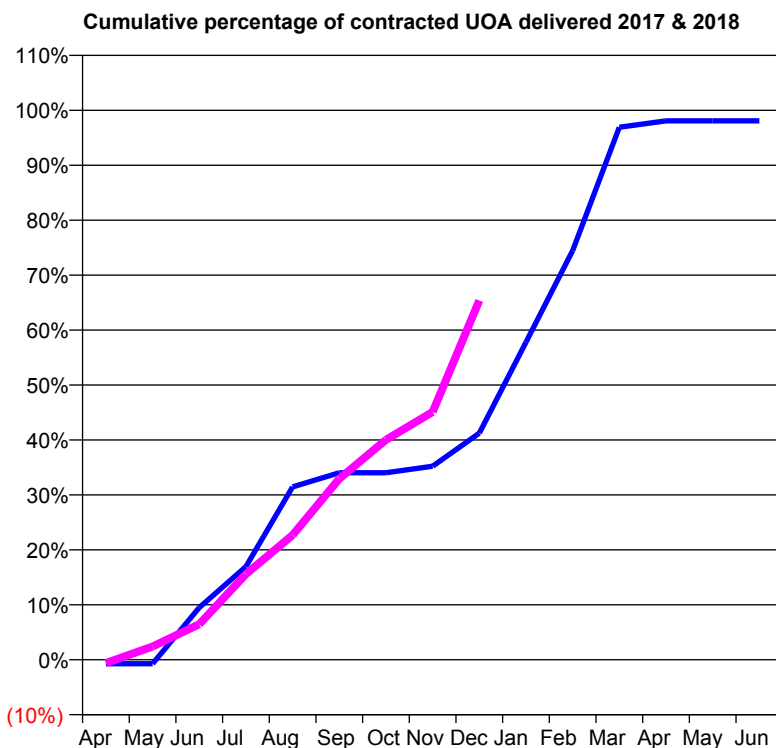
7A6 - Vital Signs Orthodontic At a Glance Contract Report for 190195/0018 - December 2017

Name or company name	Xeon Smiles UK Ltd
Contract type name	PDS Contract
Purpose of contract	Orthodontic
Contract start date	01/04/2012
Contract end date	31/03/2018

17/18 Contracted general activity (UDA)	0
Carry forward general activity (UDA)	0
17/18 Contracted orthodontic activity (UOA)	2,071
Carry forward orthodontic activity (UOA)	34
Baseline contract value	£140,099.43

ACCESS

	Contract	England and Wales
24 month ratio of assessments to patient IDs	1.09	1.09

ACTIVITY


Month	Adjusted Scheduled Activity (UOA)	
	2017	2018
April	-13	-13
May	-13	50
June	169	134
July	301	323
August	559	470
September	605	682
October	605	829
November	626	934
December	733	1,354
January	1,027	
February	1,323	
March	1,722	
April	1,743	
May	1,743	
June	1,743	

QUALITY

	Contract Quantity	Contract Base Number	Contract *	Wales
% of all assessments that were assess and fit appliances (rolling 12 month period)	116	116	100.0%	59.2%
% of all assessments that were assess and refuse (rolling 12 month period)	0	116	0.0%	10.2%
% of all assessments that were assess and review (rolling 12 month period)	0	116	0.0%	30.6%
% of terminated courses where treatment was abandoned or discontinued (rolling 12 month period)	0	0	N/A	8.8%
% of completed treatments indicating that PAR score was taken (year to date)	0	0	N/A	43.8%
Rate of removable appliances per 100 fixed appliances - proposed treatment (rolling 12 month period)	6	135	4.44	5.52
Rate of removable appliances per 100 fixed appliances - completed treatment (rolling 12 month period)	0	0	N/A	3.47
% of courses of treatment with removable appliances only - proposed treatment (rolling 12 month period)	4	116	3.4%	1.4%
% of courses of treatment with removable appliances only - completed treatment (rolling 12 month period)	0	0	N/A	0.7%
% of patients satisfied with the treatment they have received (rolling 12 month period)	5	6	83.3%	83.1%

* Figures in italics indicate that the base number is less than 100.

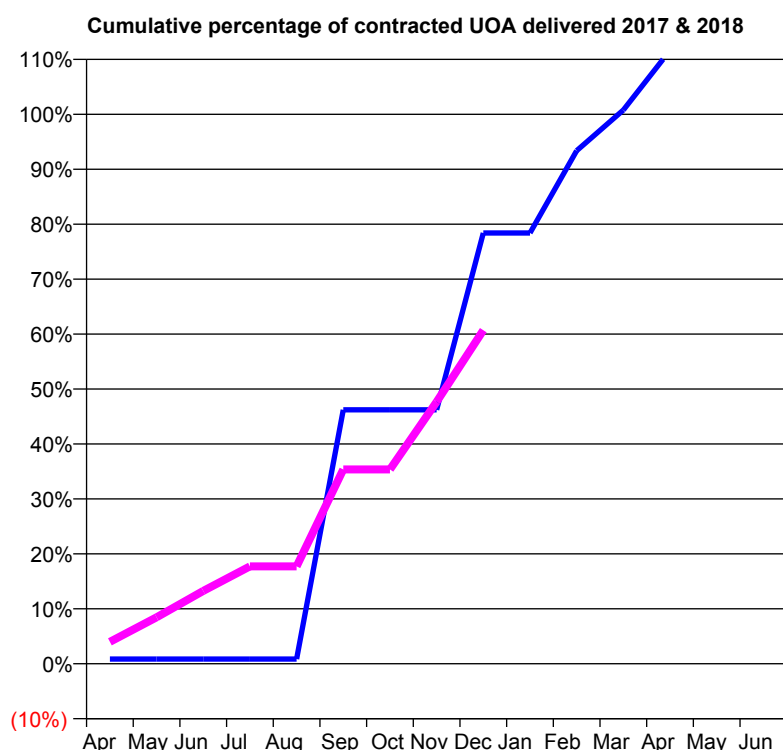
7A6 - Vital Signs Orthodontic At a Glance Contract Report for 192872/0001 - December 2017

Name or company name	Caerphilly Orthodontics Ltd
Contract type name	PDS Contract
Purpose of contract	Orthodontic
Contract start date	01/04/2010
Contract end date	31/03/2018

17/18 Contracted general activity (UDA)	0
Carry forward general activity (UDA)	0
17/18 Contracted orthodontic activity (UOA)	1,456
Carry forward orthodontic activity (UOA)	-58
Baseline contract value	£108,699.76

ACCESS

	Contract	England and Wales
24 month ratio of assessments to patient IDs	1.04	1.09

ACTIVITY


Month	Adjusted Scheduled Activity (UOA)	
	2017	2018
April	10	58
May	10	123
June	10	193
July	10	258
August	10	258
September	537	515
October	537	515
November	537	694
December	911	884
January	911	
February	1,085	
March	1,171	
April	1,297	
May	1,297	
June	1,297	

QUALITY

	Contract Quantity	Contract Base Number	Contract *	Wales
% of all assessments that were assess and fit appliances (rolling 12 month period)	56	92	60.9%	59.2%
% of all assessments that were assess and refuse (rolling 12 month period)	8	92	8.7%	10.2%
% of all assessments that were assess and review (rolling 12 month period)	28	92	30.4%	30.6%
% of terminated courses where treatment was abandoned or discontinued (rolling 12 month period)	9	54	16.7%	8.8%
% of completed treatments indicating that PAR score was taken (year to date)	31	35	88.6%	43.8%
Rate of removable appliances per 100 fixed appliances - proposed treatment (rolling 12 month period)	4	105	3.81	5.52
Rate of removable appliances per 100 fixed appliances - completed treatment (rolling 12 month period)	3	83	3.61	3.47
% of courses of treatment with removable appliances only - proposed treatment (rolling 12 month period)	1	56	1.8%	1.4%
% of courses of treatment with removable appliances only - completed treatment (rolling 12 month period)	1	45	2.2%	0.7%
% of patients satisfied with the treatment they have received (rolling 12 month period)	4	4	100.0%	83.1%

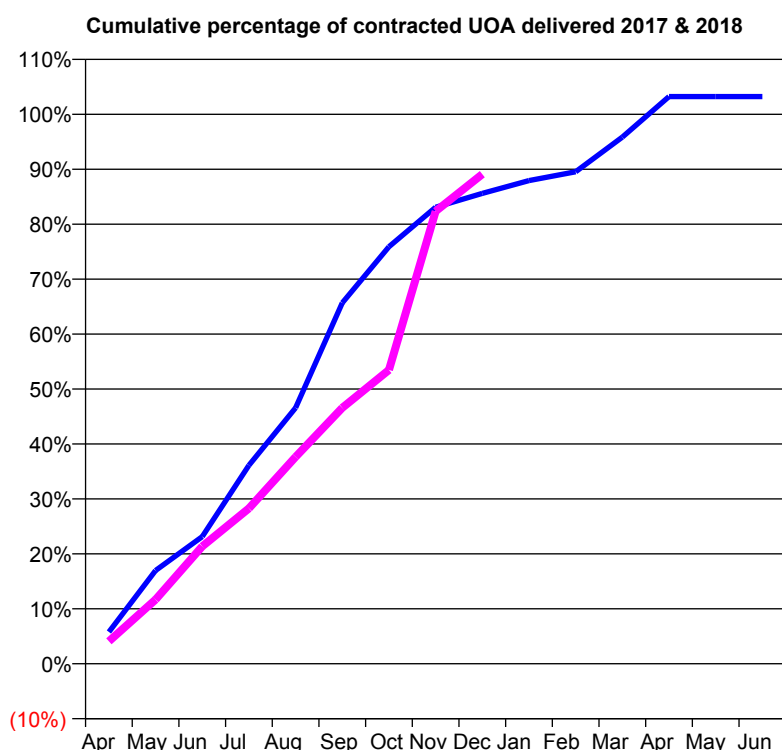
* Figures in italics indicate that the base number is less than 100.

7A6 - Vital Signs Orthodontic At a Glance Contract Report for 194034/0001 - December 2017

Name or company name	Melin Ltd
Contract type name	GDS Contract
Purpose of contract	General and Orthodontic
Contract start date	01/03/2011
Contract end date	

17/18 Contracted general activity (UDA)	7,446
Carry forward general activity (UDA)	11
17/18 Contracted orthodontic activity (UOA)	1,881
Carry forward orthodontic activity (UOA)	-59
Baseline contract value	£285,418.93

ACCESS	Contract	England and Wales
24 month ratio of assessments to patient IDs	1.10	1.09

ACTIVITY


Month	Adjusted Scheduled Activity (UOA)	
	2017	2018
April	106	77
May	311	220
June	424	402
July	662	532
August	854	708
September	1,204	876
October	1,391	1,006
November	1,523	1,549
December	1,569	1,676
January	1,612	
February	1,641	
March	1,757	
April	1,892	
May	1,892	
June	1,892	

QUALITY	Contract Quantity	Contract Base Number	Contract *	Wales
% of all assessments that were assess and fit appliances (rolling 12 month period)	86	221	38.9%	59.2%
% of all assessments that were assess and refuse (rolling 12 month period)	14	221	6.3%	10.2%
% of all assessments that were assess and review (rolling 12 month period)	121	221	54.8%	30.6%
% of terminated courses where treatment was abandoned or discontinued (rolling 12 month period)	6	71	8.5%	8.8%
% of completed treatments indicating that PAR score was taken (year to date)	20	55	36.4%	43.8%
Rate of removable appliances per 100 fixed appliances - proposed treatment (rolling 12 month period)	0	164	0.00	5.52
Rate of removable appliances per 100 fixed appliances - completed treatment (rolling 12 month period)	0	124	0.00	3.47
% of courses of treatment with removable appliances only - proposed treatment (rolling 12 month period)	0	86	0.0%	1.4%
% of courses of treatment with removable appliances only - completed treatment (rolling 12 month period)	0	65	0.0%	0.7%
% of patients satisfied with the treatment they have received (rolling 12 month period)	6	7	85.7%	83.1%

* Figures in italics indicate that the base number is less than 100.

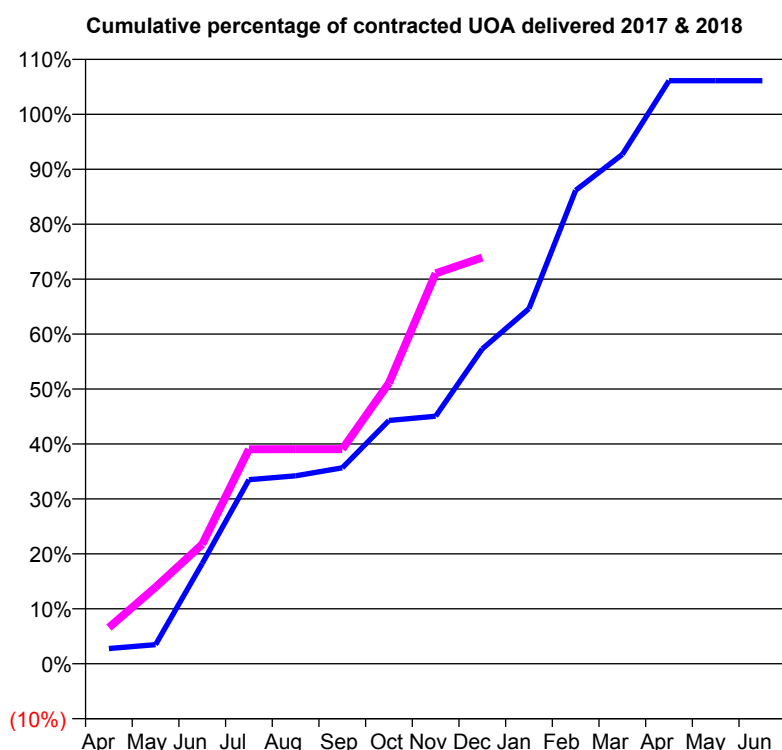
7A6 - Vital Signs Orthodontic At a Glance Contract Report for 333921/0001 - December 2017

Name or company name	MRS FJ WILLNER
Contract type name	PDS Contract
Purpose of contract	Orthodontic
Contract start date	01/04/2006
Contract end date	31/03/2018

17/18 Contracted general activity (UDA)	0
Carry forward general activity (UDA)	0
17/18 Contracted orthodontic activity (UOA)	3,290
Carry forward orthodontic activity (UOA)	-149
Baseline contract value	£223,928.80

ACCESS

	Contract	England and Wales
24 month ratio of assessments to patient IDs	1.05	1.09

ACTIVITY


Month	Adjusted Scheduled Activity (UOA)	
	2017	2018
April	83	217
May	104	459
June	545	716
July	1,000	1,284
August	1,021	1,285
September	1,065	1,285
October	1,322	1,681
November	1,345	2,337
December	1,711	2,432
January	1,930	
February	2,573	
March	2,768	
April	3,168	
May	3,168	
June	3,168	

QUALITY

	Contract Quantity	Contract Base Number	Contract *	Wales
% of all assessments that were assess and fit appliances (rolling 12 month period)	176	305	57.7%	59.2%
% of all assessments that were assess and refuse (rolling 12 month period)	10	305	3.3%	10.2%
% of all assessments that were assess and review (rolling 12 month period)	119	305	39.0%	30.6%
% of terminated courses where treatment was abandoned or discontinued (rolling 12 month period)	13	111	11.7%	8.8%
% of completed treatments indicating that PAR score was taken (year to date)	1	45	2.2%	43.8%
Rate of removable appliances per 100 fixed appliances - proposed treatment (rolling 12 month period)	0	0	N/A	5.52
Rate of removable appliances per 100 fixed appliances - completed treatment (rolling 12 month period)	0	0	N/A	3.47
% of courses of treatment with removable appliances only - proposed treatment (rolling 12 month period)	0	176	0.0%	1.4%
% of courses of treatment with removable appliances only - completed treatment (rolling 12 month period)	0	98	0.0%	0.7%
% of patients satisfied with the treatment they have received (rolling 12 month period)	8	9	88.9%	83.1%

* Figures in italics indicate that the base number is less than 100.

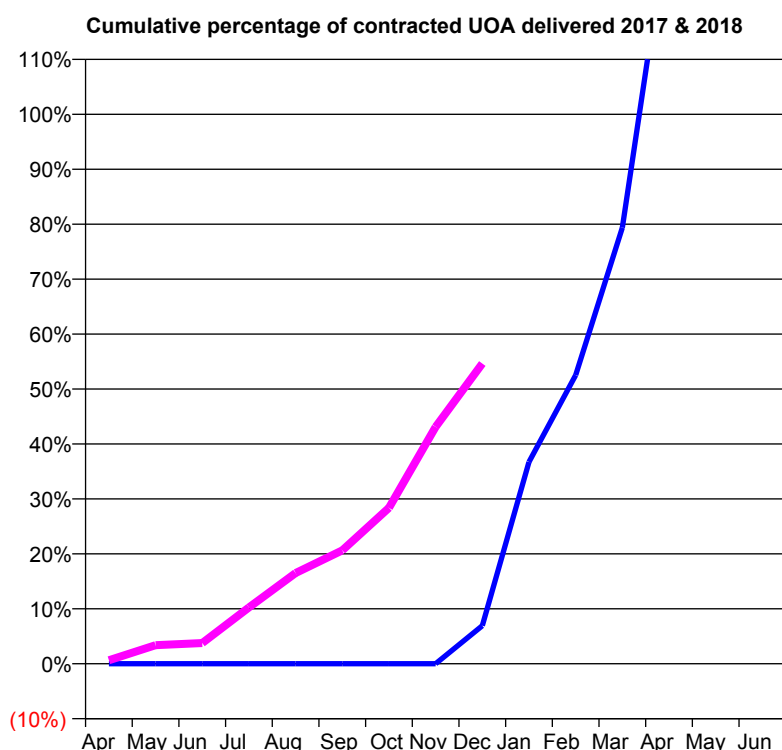
7A7 - Vital Signs Orthodontic At a Glance Contract Report for 100240/0000 - December 2017

Name or company name	Severn Street Dental Practice
Contract type name	PDS Contract
Purpose of contract	Orthodontic
Contract start date	01/09/2016
Contract end date	31/08/2019

17/18 Contracted general activity (UDA)	0
Carry forward general activity (UDA)	0
17/18 Contracted orthodontic activity (UOA)	2,300
Carry forward orthodontic activity (UOA)	0
Baseline contract value	£149,195.66

ACCESS

	Contract	England and Wales
24 month ratio of assessments to patient IDs	1.21	1.09

ACTIVITY


Month	Adjusted Scheduled Activity (UOA)	
	2017	2018
April	0	15
May	0	78
June	0	87
July	0	236
August	0	380
September	0	475
October	0	653
November	0	992
December	93	1,257
January	493	
February	705	
March	1,065	
April	1,824	
May	1,824	
June	1,824	

QUALITY

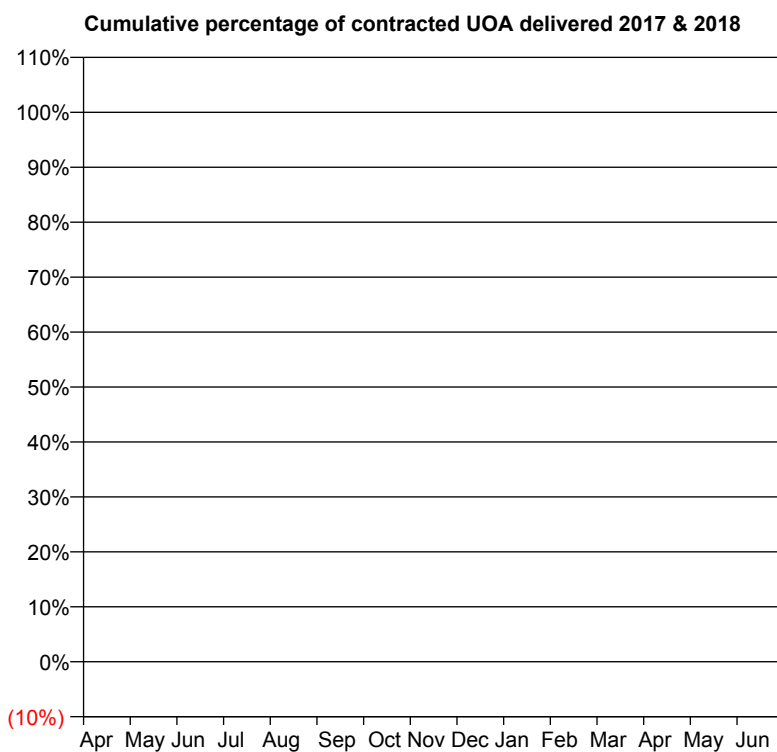
	Contract Quantity	Contract Base Number	Contract *	Wales
% of all assessments that were assess and fit appliances (rolling 12 month period)	133	341	39.0%	59.2%
% of all assessments that were assess and refuse (rolling 12 month period)	63	341	18.5%	10.2%
% of all assessments that were assess and review (rolling 12 month period)	145	341	42.5%	30.6%
% of terminated courses where treatment was abandoned or discontinued (rolling 12 month period)	0	1	0.0%	8.8%
% of completed treatments indicating that PAR score was taken (year to date)	0	0	N/A	43.8%
Rate of removable appliances per 100 fixed appliances - proposed treatment (rolling 12 month period)	4	76	5.26	5.52
Rate of removable appliances per 100 fixed appliances - completed treatment (rolling 12 month period)	0	0	N/A	3.47
% of courses of treatment with removable appliances only - proposed treatment (rolling 12 month period)	1	133	0.8%	1.4%
% of courses of treatment with removable appliances only - completed treatment (rolling 12 month period)	0	1	0.0%	0.7%
% of patients satisfied with the treatment they have received (rolling 12 month period)	11	13	84.6%	83.1%

* Figures in italics indicate that the base number is less than 100.

7A7 - Vital Signs Orthodontic At a Glance Contract Report for 131431/0001 - December 2017

Name or company name	Severn Street Dental Practice	17/18 Contracted general activity (UDA)	40,407
Contract type name	GDS Contract	Carry forward general activity (UDA)	535
Purpose of contract	General	17/18 Contracted orthodontic activity (UOA)	0
Contract start date	01/04/2006	Carry forward orthodontic activity (UOA)	0
Contract end date		Baseline contract value	£1,039,774.20

ACCESS	Contract	England and Wales
24 month ratio of assessments to patient IDs	1.00	1.09

ACTIVITY


Month	Adjusted Scheduled Activity (UOA)	
	2017	2018
April	0	0
May	0	0
June	0	1
July	0	1
August	0	1
September	0	1
October	0	2
November	0	2
December	177	2
January	180	
February	180	
March	180	
April	180	
May	180	
June	180	

QUALITY	Contract Quantity	Contract Base Number	Contract *	Wales
% of all assessments that were assess and fit appliances (rolling 12 month period)	0	5	0.0%	59.2%
% of all assessments that were assess and refuse (rolling 12 month period)	0	5	0.0%	10.2%
% of all assessments that were assess and review (rolling 12 month period)	5	5	100.0%	30.6%
% of terminated courses where treatment was abandoned or discontinued (rolling 12 month period)	0	0	N/A	8.8%
% of completed treatments indicating that PAR score was taken (year to date)	0	0	N/A	43.8%
Rate of removable appliances per 100 fixed appliances - proposed treatment (rolling 12 month period)	0	0	N/A	5.52
Rate of removable appliances per 100 fixed appliances - completed treatment (rolling 12 month period)	0	0	N/A	3.47
% of courses of treatment with removable appliances only - proposed treatment (rolling 12 month period)	0	0	N/A	1.4%
% of courses of treatment with removable appliances only - completed treatment (rolling 12 month period)	0	0	N/A	0.7%
% of patients satisfied with the treatment they have received (rolling 12 month period)	1	3	33.3%	83.1%

* Figures in italics indicate that the base number is less than 100.

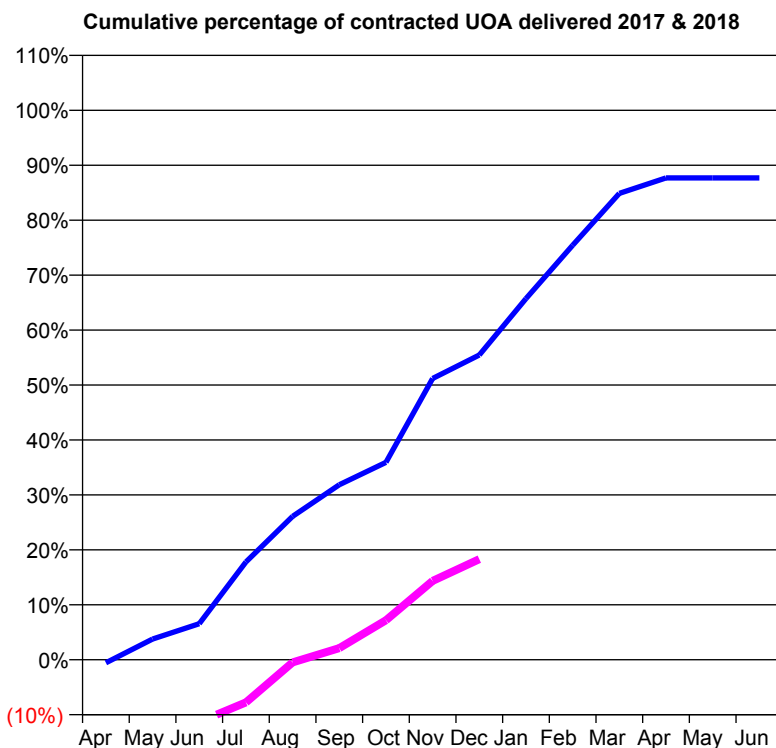
7A7 - Vital Signs Orthodontic At a Glance Contract Report for 144622/0001 - December 2017

Name or company name	A.R.C Orthodontics Ltd
Contract type name	PDS Contract
Purpose of contract	Orthodontic
Contract start date	01/11/2014
Contract end date	31/10/2024

17/18 Contracted general activity (UDA)	0
Carry forward general activity (UDA)	0
17/18 Contracted orthodontic activity (UOA)	1,260
Carry forward orthodontic activity (UOA)	193
Baseline contract value	£83,154.46

ACCESS

	Contract	England and Wales
24 month ratio of assessments to patient IDs	1.03	1.09

ACTIVITY


Month	Adjusted Scheduled Activity (UOA)	
	2017	2018
April	-9	-193
May	59	-192
June	103	-143
July	279	-98
August	409	-6
September	499	27
October	563	91
November	802	181
December	869	231
January	1,030	
February	1,182	
March	1,330	
April	1,374	
May	1,374	
June	1,374	

QUALITY

	Contract Quantity	Contract Base Number	Contract *	Wales
% of all assessments that were assess and fit appliances (rolling 12 month period)	43	103	41.7%	59.2%
% of all assessments that were assess and refuse (rolling 12 month period)	49	103	47.6%	10.2%
% of all assessments that were assess and review (rolling 12 month period)	11	103	10.7%	30.6%
% of terminated courses where treatment was abandoned or discontinued (rolling 12 month period)	7	53	13.2%	8.8%
% of completed treatments indicating that PAR score was taken (year to date)	7	33	21.2%	43.8%
Rate of removable appliances per 100 fixed appliances - proposed treatment (rolling 12 month period)	12	83	14.46	5.52
Rate of removable appliances per 100 fixed appliances - completed treatment (rolling 12 month period)	7	89	7.87	3.47
% of courses of treatment with removable appliances only - proposed treatment (rolling 12 month period)	1	43	2.3%	1.4%
% of courses of treatment with removable appliances only - completed treatment (rolling 12 month period)	1	46	2.2%	0.7%
% of patients satisfied with the treatment they have received (rolling 12 month period)	5	7	71.4%	83.1%

* Figures in italics indicate that the base number is less than 100.

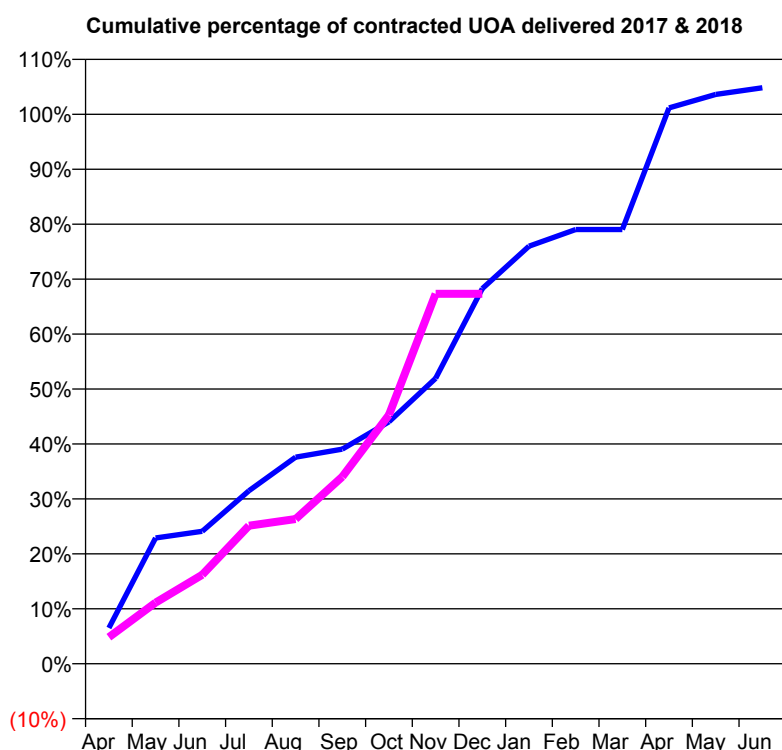
7A7 - Vital Signs Orthodontic At a Glance Contract Report for 197351/0002 - December 2017

Name or company name	Exclusive Orthodontics Ltd
Contract type name	PDS Contract
Purpose of contract	Orthodontic
Contract start date	01/04/2015
Contract end date	31/03/2018

17/18 Contracted general activity (UDA)	0
Carry forward general activity (UDA)	0
17/18 Contracted orthodontic activity (UOA)	1,715
Carry forward orthodontic activity (UOA)	-83
Baseline contract value	£113,154.46

ACCESS

	Contract	England and Wales
24 month ratio of assessments to patient IDs	1.05	1.09

ACTIVITY


Month	Adjusted Scheduled Activity (UOA)	
	2017	2018
April	112	83
May	394	191
June	415	278
July	542	431
August	647	452
September	672	584
October	758	777
November	894	1,155
December	1,175	1,155
January	1,308	
February	1,360	
March	1,360	
April	1,741	
May	1,783	
June	1,804	

QUALITY

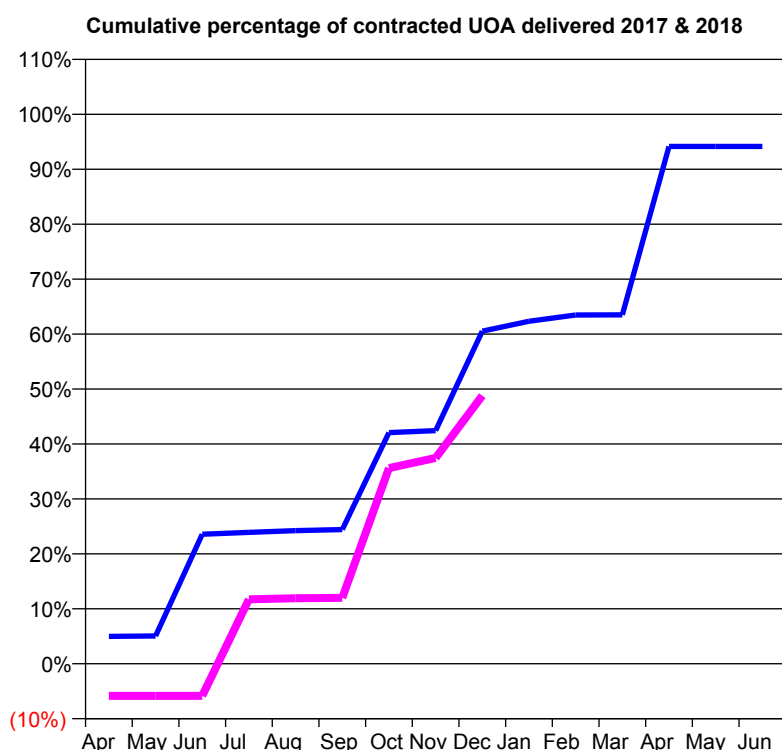
	Contract Quantity	Contract Base Number	Contract *	Wales
% of all assessments that were assess and fit appliances (rolling 12 month period)	81	118	68.6%	59.2%
% of all assessments that were assess and refuse (rolling 12 month period)	17	118	14.4%	10.2%
% of all assessments that were assess and review (rolling 12 month period)	20	118	16.9%	30.6%
% of terminated courses where treatment was abandoned or discontinued (rolling 12 month period)	0	67	0.0%	8.8%
% of completed treatments indicating that PAR score was taken (year to date)	0	57	0.0%	43.8%
Rate of removable appliances per 100 fixed appliances - proposed treatment (rolling 12 month period)	5	151	3.31	5.52
Rate of removable appliances per 100 fixed appliances - completed treatment (rolling 12 month period)	0	0	N/A	3.47
% of courses of treatment with removable appliances only - proposed treatment (rolling 12 month period)	2	81	2.5%	1.4%
% of courses of treatment with removable appliances only - completed treatment (rolling 12 month period)	0	67	0.0%	0.7%
% of patients satisfied with the treatment they have received (rolling 12 month period)	17	20	85.0%	83.1%

* Figures in italics indicate that the base number is less than 100.

7A7 - Vital Signs Orthodontic At a Glance Contract Report for 642789/0003 - December 2017

Name or company name	MR DR EVANS	17/18 Contracted general activity (UDA)	0
Contract type name	PDS Contract	Carry forward general activity (UDA)	0
Purpose of contract	Orthodontic	17/18 Contracted orthodontic activity (UOA)	2,625
Contract start date	01/01/2009	Carry forward orthodontic activity (UOA)	154
Contract end date	31/03/2018	Baseline contract value	£173,127.47

ACCESS	Contract	England and Wales
24 month ratio of assessments to patient IDs	1.03	1.09

ACTIVITY


Month	Adjusted Scheduled Activity (UOA)	
	2017	2018
April	131	-154
May	133	-154
June	619	-154
July	628	308
August	636	313
September	641	315
October	1,104	935
November	1,114	983
December	1,589	1,281
January	1,636	
February	1,666	
March	1,667	
April	2,471	
May	2,471	
June	2,471	

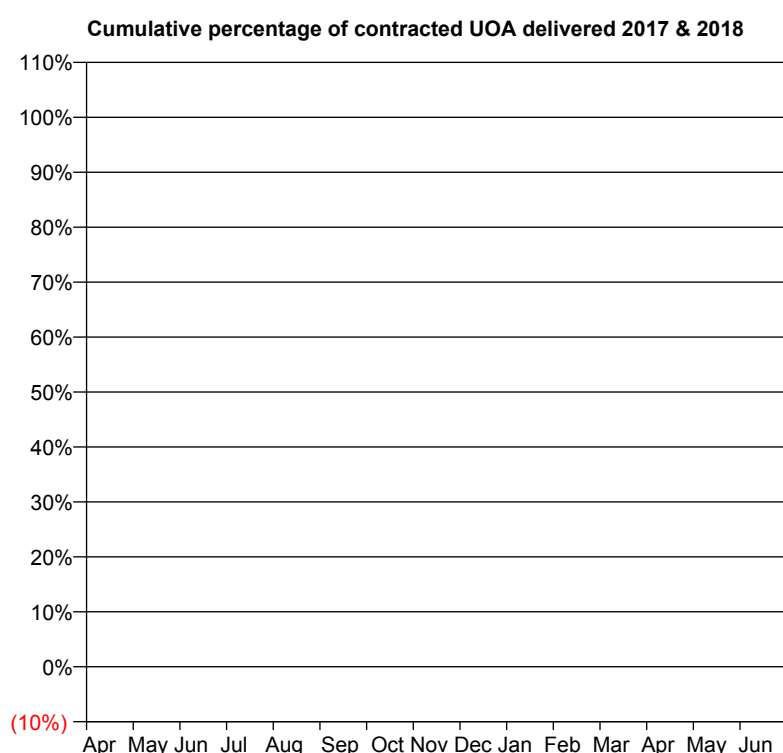
QUALITY	Contract Quantity	Contract Base Number	Contract *	Wales
% of all assessments that were assess and fit appliances (rolling 12 month period)	109	169	64.5%	59.2%
% of all assessments that were assess and refuse (rolling 12 month period)	17	169	10.1%	10.2%
% of all assessments that were assess and review (rolling 12 month period)	43	169	25.4%	30.6%
% of terminated courses where treatment was abandoned or discontinued (rolling 12 month period)	7	93	7.5%	8.8%
% of completed treatments indicating that PAR score was taken (year to date)	22	71	31.0%	43.8%
Rate of removable appliances per 100 fixed appliances - proposed treatment (rolling 12 month period)	43	210	20.48	5.52
Rate of removable appliances per 100 fixed appliances - completed treatment (rolling 12 month period)	25	168	14.88	3.47
% of courses of treatment with removable appliances only - proposed treatment (rolling 12 month period)	1	109	0.9%	1.4%
% of courses of treatment with removable appliances only - completed treatment (rolling 12 month period)	2	86	2.3%	0.7%
% of patients satisfied with the treatment they have received (rolling 12 month period)	4	6	66.7%	83.1%

* Figures in italics indicate that the base number is less than 100.

Q44 - Vital Signs Orthodontic At a Glance Contract Report for 101435/0087 - December 2017

Name or company name	IDH Limited	17/18 Contracted general activity (UDA)	20,000
Contract type name	GDS Contract	Carry forward general activity (UDA)	0
Purpose of contract	General	17/18 Contracted orthodontic activity (UOA)	0
Contract start date	25/02/2008	Carry forward orthodontic activity (UOA)	0
Contract end date		Baseline contract value	£533,600.00

ACCESS	Contract	England and Wales
24 month ratio of assessments to patient IDs	1.00	1.09

ACTIVITY


Month	Adjusted Scheduled Activity (UOA)	
	2017	2018
April	0	0
May	0	0
June	0	0
July	0	0
August	0	0
September	0	0
October	0	0
November	0	2
December	0	2
January	0	
February	0	
March	0	
April	0	
May	0	
June	0	

QUALITY	Contract Quantity	Contract Base Number	Contract *	Region	England
% of all assessments that were assess and fit appliances (rolling 12 month period)	0	2	0.0%	56.4%	58.6%
% of all assessments that were assess and refuse (rolling 12 month period)	0	2	0.0%	11.2%	11.3%
% of all assessments that were assess and review (rolling 12 month period)	2	2	100.0%	32.4%	30.0%
% of terminated courses where treatment was abandoned or discontinued (rolling 12 month period)	0	0	N/A	7.4%	7.4%
% of completed treatments indicating that PAR score was taken (year to date)	0	0	N/A	60.0%	64.3%
Rate of removable appliances per 100 fixed appliances - proposed treatment (rolling 12 month period)	0	0	N/A	5.44	5.53
Rate of removable appliances per 100 fixed appliances - completed treatment (rolling 12 month period)	0	0	N/A	4.01	4.60
% of courses of treatment with removable appliances only - proposed treatment (rolling 12 month period)	0	0	N/A	1.4%	1.9%
% of courses of treatment with removable appliances only - completed treatment (rolling 12 month period)	0	0	N/A	0.9%	1.4%
% of patients satisfied with the treatment they have received (rolling 12 month period)	0	0	N/A	95.8%	95.9%

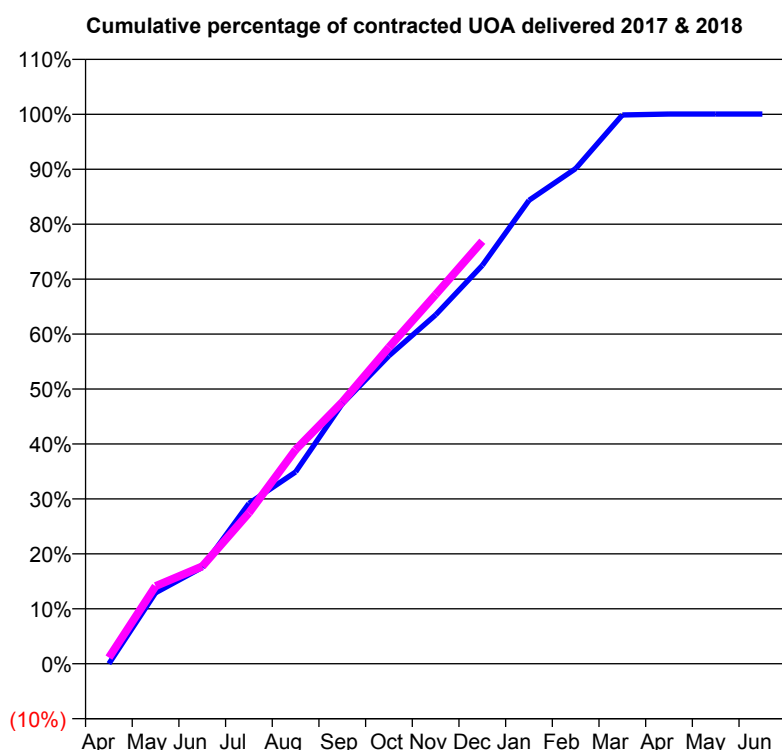
* Figures in italics indicate that the base number is less than 100.

Q44 - Vital Signs Orthodontic At a Glance Contract Report for 125407/0001 - December 2017

Name or company name	Mark Fazakerley (VHO) Limited
Contract type name	PDS Contract
Purpose of contract	General and Orthodontic
Contract start date	01/05/2012
Contract end date	31/03/2018

17/18 Contracted general activity (UDA)	0
Carry forward general activity (UDA)	0
17/18 Contracted orthodontic activity (UOA)	8,353
Carry forward orthodontic activity (UOA)	0
Baseline contract value	£562,893.87

ACCESS	Contract	England and Wales
24 month ratio of assessments to patient IDs	1.04	1.09

ACTIVITY


Month	Adjusted Scheduled Activity (UOA)	
	2017	2018
April	0	94
May	1,080	1,181
June	1,465	1,481
July	2,438	2,294
August	2,915	3,255
September	3,951	3,978
October	4,682	4,812
November	5,303	5,611
December	6,056	6,422
January	7,045	-
February	7,527	-
March	8,343	-
April	8,356	-
May	8,356	-
June	8,357	-

QUALITY	Contract Quantity	Contract Base Number	Contract *	Region	England
% of all assessments that were assess and fit appliances (rolling 12 month period)	407	597	68.2%	56.4%	58.6%
% of all assessments that were assess and refuse (rolling 12 month period)	37	597	6.2%	11.2%	11.3%
% of all assessments that were assess and review (rolling 12 month period)	153	597	25.6%	32.4%	30.0%
% of terminated courses where treatment was abandoned or discontinued (rolling 12 month period)	9	397	2.3%	7.4%	7.4%
% of completed treatments indicating that PAR score was taken (year to date)	230	312	73.7%	60.0%	64.3%
Rate of removable appliances per 100 fixed appliances - proposed treatment (rolling 12 month period)	13	798	1.63	5.44	5.53
Rate of removable appliances per 100 fixed appliances - completed treatment (rolling 12 month period)	4	767	0.52	4.01	4.60
% of courses of treatment with removable appliances only - proposed treatment (rolling 12 month period)	7	407	1.7%	1.4%	1.9%
% of courses of treatment with removable appliances only - completed treatment (rolling 12 month period)	2	388	0.5%	0.9%	1.4%
% of patients satisfied with the treatment they have received (rolling 12 month period)	11	12	91.7%	95.8%	95.9%

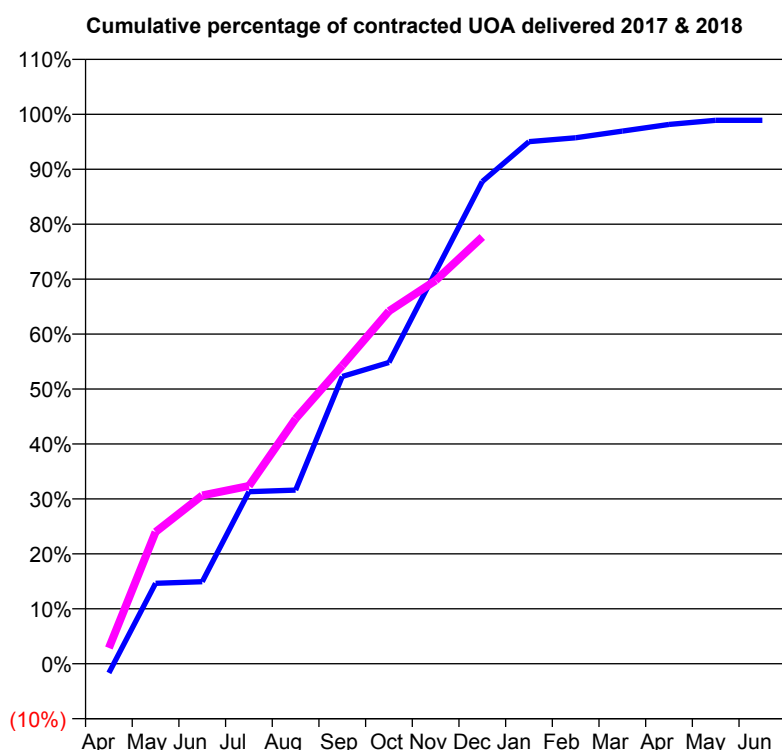
* Figures in italics indicate that the base number is less than 100.

Q44 - Vital Signs Orthodontic At a Glance Contract Report for 146676/0001 - December 2017

Name or company name	Cheshire Cat Orthodontics Ltd
Contract type name	PDS Contract
Purpose of contract	Orthodontic
Contract start date	01/04/2010
Contract end date	31/03/2018

17/18 Contracted general activity (UDA)	0
Carry forward general activity (UDA)	0
17/18 Contracted orthodontic activity (UOA)	7,279
Carry forward orthodontic activity (UOA)	0
Baseline contract value	£477,237.98

ACCESS	Contract	England and Wales
24 month ratio of assessments to patient IDs	1.08	1.09

ACTIVITY


Month	Adjusted Scheduled Activity (UOA)	
	2017	2018
April	-122	210
May	1,066	1,746
June	1,087	2,230
July	2,280	2,356
August	2,301	3,245
September	3,805	3,950
October	3,992	4,671
November	5,192	5,078
December	6,389	5,654
January	6,916	
February	6,968	
March	7,056	
April	7,144	
May	7,199	
June	7,199	

QUALITY	Contract Quantity	Contract Base Number	Contract *	Region	England
% of all assessments that were assess and fit appliances (rolling 12 month period)	307	413	74.3%	56.4%	58.6%
% of all assessments that were assess and refuse (rolling 12 month period)	5	413	1.2%	11.2%	11.3%
% of all assessments that were assess and review (rolling 12 month period)	101	413	24.5%	32.4%	30.0%
% of terminated courses where treatment was abandoned or discontinued (rolling 12 month period)	3	275	1.1%	7.4%	7.4%
% of completed treatments indicating that PAR score was taken (year to date)	179	205	87.3%	60.0%	64.3%
Rate of removable appliances per 100 fixed appliances - proposed treatment (rolling 12 month period)	4	601	0.67	5.44	5.53
Rate of removable appliances per 100 fixed appliances - completed treatment (rolling 12 month period)	1	535	0.19	4.01	4.60
% of courses of treatment with removable appliances only - proposed treatment (rolling 12 month period)	3	307	1.0%	1.4%	1.9%
% of courses of treatment with removable appliances only - completed treatment (rolling 12 month period)	0	272	0.0%	0.9%	1.4%
% of patients satisfied with the treatment they have received (rolling 12 month period)	15	15	100.0%	95.8%	95.9%

* Figures in italics indicate that the base number is less than 100.

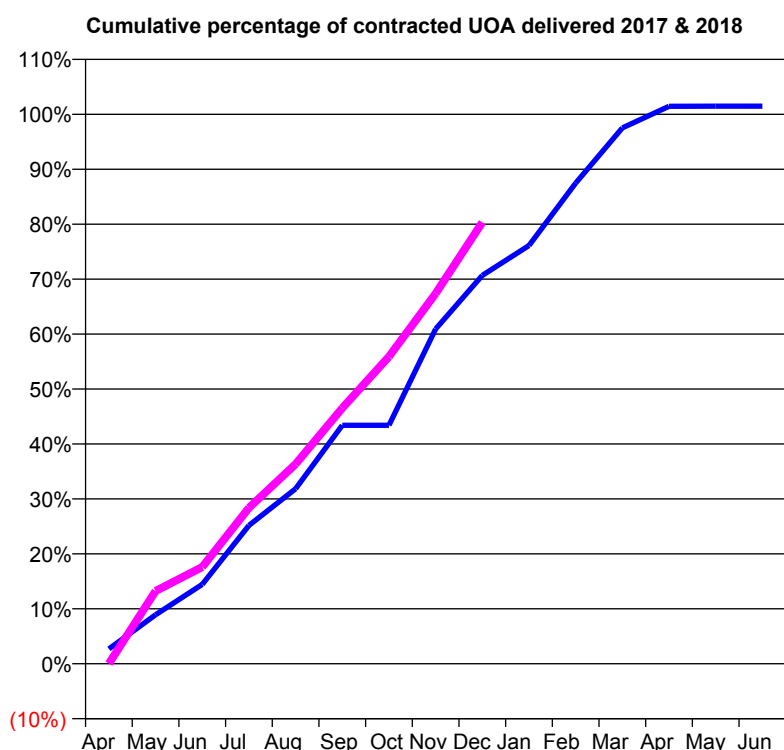
Q44 - Vital Signs Orthodontic At a Glance Contract Report for 148709/0001 - December 2017

Name or company name	P O'Neill (W.H.O) LTD
Contract type name	PDS Contract
Purpose of contract	General and Orthodontic
Contract start date	01/04/2011
Contract end date	31/03/2018

17/18 Contracted general activity (UDA)	0
Carry forward general activity (UDA)	0
17/18 Contracted orthodontic activity (UOA)	8,394
Carry forward orthodontic activity (UOA)	0
Baseline contract value	£550,465.43

ACCESS

	Contract	England and Wales
24 month ratio of assessments to patient IDs	1.04	1.09

ACTIVITY


Month	Adjusted Scheduled Activity (UOA)	
	2017	2018
April	228	3
May	748	1,111
June	1,214	1,478
July	2,113	2,382
August	2,673	3,050
September	3,644	3,906
October	3,644	4,692
November	5,114	5,656
December	5,932	6,743
January	6,389	
February	7,343	
March	8,186	
April	8,515	
May	8,517	
June	8,517	

QUALITY

	Contract Quantity	Contract Base Number	Contract *	Region	England
% of all assessments that were assess and fit appliances (rolling 12 month period)	429	764	56.2%	56.4%	58.6%
% of all assessments that were assess and refuse (rolling 12 month period)	106	764	13.9%	11.2%	11.3%
% of all assessments that were assess and review (rolling 12 month period)	229	764	30.0%	32.4%	30.0%
% of terminated courses where treatment was abandoned or discontinued (rolling 12 month period)	12	369	3.3%	7.4%	7.4%
% of completed treatments indicating that PAR score was taken (year to date)	245	266	92.1%	60.0%	64.3%
Rate of removable appliances per 100 fixed appliances - proposed treatment (rolling 12 month period)	1	804	0.12	5.44	5.53
Rate of removable appliances per 100 fixed appliances - completed treatment (rolling 12 month period)	4	705	0.57	4.01	4.60
% of courses of treatment with removable appliances only - proposed treatment (rolling 12 month period)	1	429	0.2%	1.4%	1.9%
% of courses of treatment with removable appliances only - completed treatment (rolling 12 month period)	3	357	0.8%	0.9%	1.4%
% of patients satisfied with the treatment they have received (rolling 12 month period)	6	8	75.0%	95.8%	95.9%

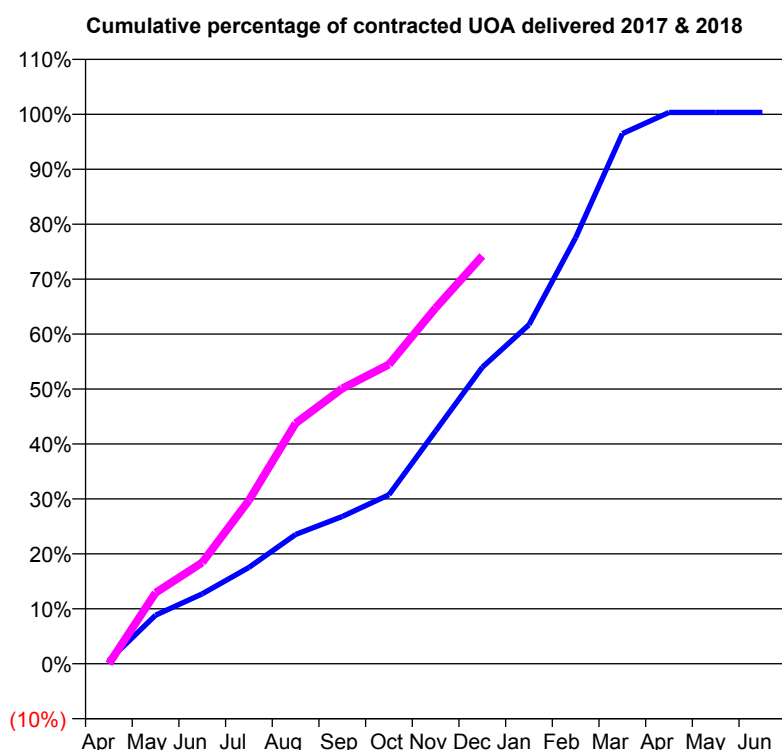
* Figures in italics indicate that the base number is less than 100.

Q44 - Vital Signs Orthodontic At a Glance Contract Report for 167088/0001 - December 2017

Name or company name	Wallasey Orthodontic Practice
Contract type name	PDS Contract
Purpose of contract	General and Orthodontic
Contract start date	01/03/2014
Contract end date	31/03/2018

17/18 Contracted general activity (UDA)	0
Carry forward general activity (UDA)	0
17/18 Contracted orthodontic activity (UOA)	4,995
Carry forward orthodontic activity (UOA)	0
Baseline contract value	£327,594.21

ACCESS	Contract	England and Wales
24 month ratio of assessments to patient IDs	1.02	1.09

ACTIVITY


Month	Adjusted Scheduled Activity (UOA)	
	2017	2018
April	31	0
May	442	645
June	636	921
July	876	1,485
August	1,175	2,186
September	1,339	2,503
October	1,536	2,721
November	2,116	3,234
December	2,695	3,707
January	3,082	
February	3,873	
March	4,819	
April	5,012	
May	5,012	
June	5,012	

QUALITY	Contract Quantity	Contract Base Number	Contract *	Region	England
% of all assessments that were assess and fit appliances (rolling 12 month period)	282	401	70.3%	56.4%	58.6%
% of all assessments that were assess and refuse (rolling 12 month period)	25	401	6.2%	11.2%	11.3%
% of all assessments that were assess and review (rolling 12 month period)	94	401	23.4%	32.4%	30.0%
% of terminated courses where treatment was abandoned or discontinued (rolling 12 month period)	7	201	3.5%	7.4%	7.4%
% of completed treatments indicating that PAR score was taken (year to date)	146	153	95.4%	60.0%	64.3%
Rate of removable appliances per 100 fixed appliances - proposed treatment (rolling 12 month period)	9	561	1.60	5.44	5.53
Rate of removable appliances per 100 fixed appliances - completed treatment (rolling 12 month period)	2	384	0.52	4.01	4.60
% of courses of treatment with removable appliances only - proposed treatment (rolling 12 month period)	1	282	0.4%	1.4%	1.9%
% of courses of treatment with removable appliances only - completed treatment (rolling 12 month period)	1	194	0.5%	0.9%	1.4%
% of patients satisfied with the treatment they have received (rolling 12 month period)	4	4	100.0%	95.8%	95.9%

* Figures in italics indicate that the base number is less than 100.

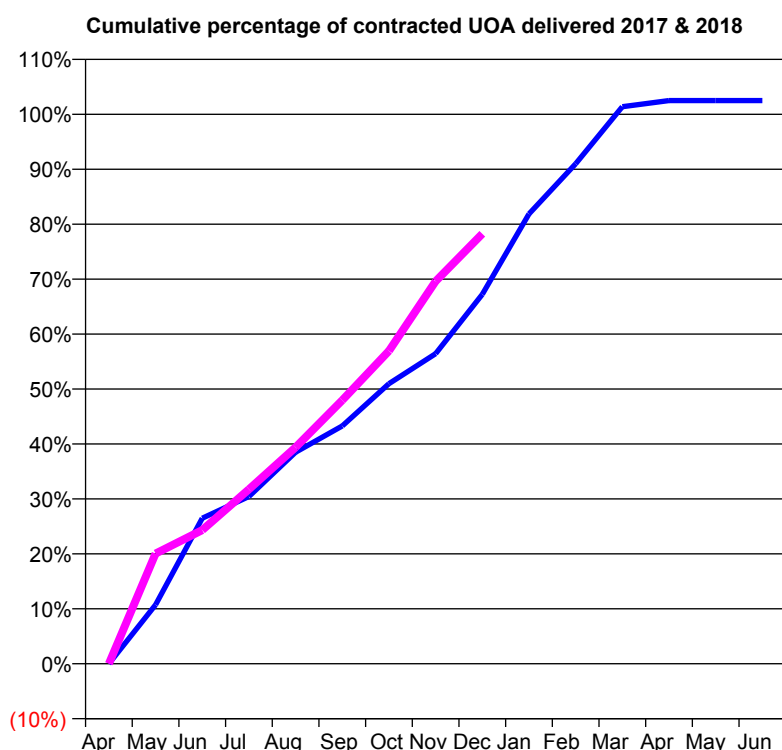
Q44 - Vital Signs Orthodontic At a Glance Contract Report for 183822/0001 - December 2017

Name or company name	Peter Baldwin (VHO) Limited
Contract type name	PDS Contract
Purpose of contract	General and Orthodontic
Contract start date	01/05/2012
Contract end date	31/03/2018

17/18 Contracted general activity (UDA)	0
Carry forward general activity (UDA)	0
17/18 Contracted orthodontic activity (UOA)	8,789
Carry forward orthodontic activity (UOA)	0
Baseline contract value	£591,099.05

ACCESS

	Contract	England and Wales
24 month ratio of assessments to patient IDs	1.07	1.09

ACTIVITY


Month	Adjusted Scheduled Activity (UOA)	
	2017	2018
April	0	0
May	943	1,762
June	2,329	2,138
July	2,676	2,791
August	3,383	3,463
September	3,803	4,216
October	4,480	5,004
November	4,960	6,117
December	5,908	6,877
January	7,195	
February	7,998	
March	8,910	
April	9,008	
May	9,008	
June	9,008	

QUALITY

	Contract Quantity	Contract Base Number	Contract *	Region	England
% of all assessments that were assess and fit appliances (rolling 12 month period)	461	770	59.9%	56.4%	58.6%
% of all assessments that were assess and refuse (rolling 12 month period)	143	770	18.6%	11.2%	11.3%
% of all assessments that were assess and review (rolling 12 month period)	166	770	21.6%	32.4%	30.0%
% of terminated courses where treatment was abandoned or discontinued (rolling 12 month period)	17	361	4.7%	7.4%	7.4%
% of completed treatments indicating that PAR score was taken (year to date)	142	242	58.7%	60.0%	64.3%
Rate of removable appliances per 100 fixed appliances - proposed treatment (rolling 12 month period)	2	913	0.22	5.44	5.53
Rate of removable appliances per 100 fixed appliances - completed treatment (rolling 12 month period)	2	683	0.29	4.01	4.60
% of courses of treatment with removable appliances only - proposed treatment (rolling 12 month period)	2	461	0.4%	1.4%	1.9%
% of courses of treatment with removable appliances only - completed treatment (rolling 12 month period)	2	344	0.6%	0.9%	1.4%
% of patients satisfied with the treatment they have received (rolling 12 month period)	12	12	100.0%	95.8%	95.9%

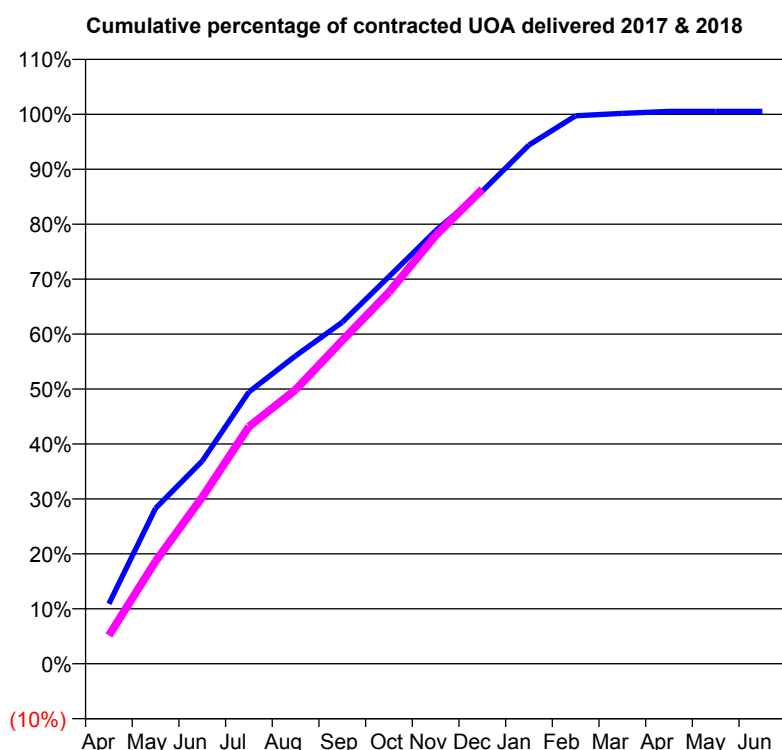
* Figures in italics indicate that the base number is less than 100.

Q44 - Vital Signs Orthodontic At a Glance Contract Report for 187445/0001 - December 2017

Name or company name	Russell, Cumberbirch and Hain
Contract type name	PDS Contract
Purpose of contract	General and Orthodontic
Contract start date	01/04/2012
Contract end date	31/03/2018

17/18 Contracted general activity (UDA)	0
Carry forward general activity (UDA)	0
17/18 Contracted orthodontic activity (UOA)	13,029
Carry forward orthodontic activity (UOA)	0
Baseline contract value	£879,325.99

ACCESS	Contract	England and Wales
24 month ratio of assessments to patient IDs	1.08	1.09

ACTIVITY


Month	Adjusted Scheduled Activity (UOA)	
	2017	2018
April	1,422	672
May	3,688	2,431
June	4,806	3,951
July	6,445	5,623
August	7,302	6,498
September	8,098	7,667
October	9,180	8,809
November	10,269	10,153
December	11,208	11,252
January	12,302	
February	12,992	
March	13,049	
April	13,098	
May	13,098	
June	13,098	

QUALITY	Contract Quantity	Contract Base Number	Contract *	Region	England
% of all assessments that were assess and fit appliances (rolling 12 month period)	620	860	72.1%	56.4%	58.6%
% of all assessments that were assess and refuse (rolling 12 month period)	64	860	7.4%	11.2%	11.3%
% of all assessments that were assess and review (rolling 12 month period)	176	860	20.5%	32.4%	30.0%
% of terminated courses where treatment was abandoned or discontinued (rolling 12 month period)	22	595	3.7%	7.4%	7.4%
% of completed treatments indicating that PAR score was taken (year to date)	382	423	90.3%	60.0%	64.3%
Rate of removable appliances per 100 fixed appliances - proposed treatment (rolling 12 month period)	226	1,158	19.52	5.44	5.53
Rate of removable appliances per 100 fixed appliances - completed treatment (rolling 12 month period)	131	1,023	12.81	4.01	4.60
% of courses of treatment with removable appliances only - proposed treatment (rolling 12 month period)	13	620	2.1%	1.4%	1.9%
% of courses of treatment with removable appliances only - completed treatment (rolling 12 month period)	14	573	2.4%	0.9%	1.4%
% of patients satisfied with the treatment they have received (rolling 12 month period)	20	20	100.0%	95.8%	95.9%

* Figures in italics indicate that the base number is less than 100.

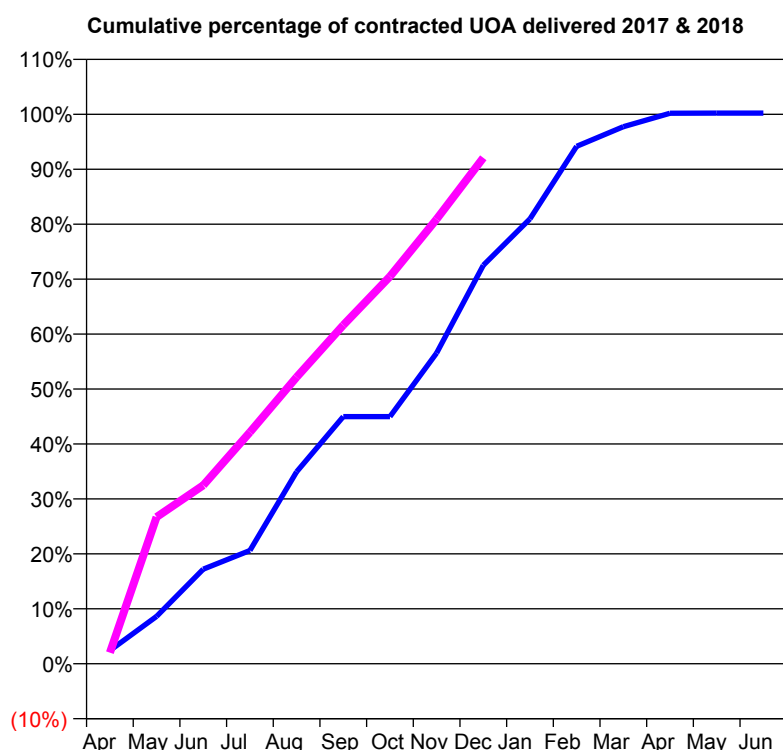
Q44 - Vital Signs Orthodontic At a Glance Contract Report for 194468/0001 - December 2017

Name or company name	West House (AOM) LTD
Contract type name	PDS Contract
Purpose of contract	General and Orthodontic
Contract start date	01/04/2011
Contract end date	31/03/2018

17/18 Contracted general activity (UDA)	0
Carry forward general activity (UDA)	0
17/18 Contracted orthodontic activity (UOA)	9,614
Carry forward orthodontic activity (UOA)	0
Baseline contract value	£631,483.41

ACCESS

	Contract	England and Wales
24 month ratio of assessments to patient IDs	1.08	1.09

ACTIVITY


Month	Adjusted Scheduled Activity (UOA)	
	2017	2018
April	233	195
May	830	2,567
June	1,655	3,124
July	1,981	4,051
August	3,358	5,015
September	4,325	5,924
October	4,325	6,776
November	5,436	7,778
December	6,973	8,852
January	7,783	
February	9,054	
March	9,397	
April	9,633	
May	9,635	
June	9,635	

QUALITY

	Contract Quantity	Contract Base Number	Contract *	Region	England
% of all assessments that were assess and fit appliances (rolling 12 month period)	532	901	59.0%	56.4%	58.6%
% of all assessments that were assess and refuse (rolling 12 month period)	58	901	6.4%	11.2%	11.3%
% of all assessments that were assess and review (rolling 12 month period)	311	901	34.5%	32.4%	30.0%
% of terminated courses where treatment was abandoned or discontinued (rolling 12 month period)	7	361	1.9%	7.4%	7.4%
% of completed treatments indicating that PAR score was taken (year to date)	277	281	98.6%	60.0%	64.3%
Rate of removable appliances per 100 fixed appliances - proposed treatment (rolling 12 month period)	7	951	0.74	5.44	5.53
Rate of removable appliances per 100 fixed appliances - completed treatment (rolling 12 month period)	5	691	0.72	4.01	4.60
% of courses of treatment with removable appliances only - proposed treatment (rolling 12 month period)	3	532	0.6%	1.4%	1.9%
% of courses of treatment with removable appliances only - completed treatment (rolling 12 month period)	3	354	0.8%	0.9%	1.4%
% of patients satisfied with the treatment they have received (rolling 12 month period)	8	8	100.0%	95.8%	95.9%

* Figures in italics indicate that the base number is less than 100.

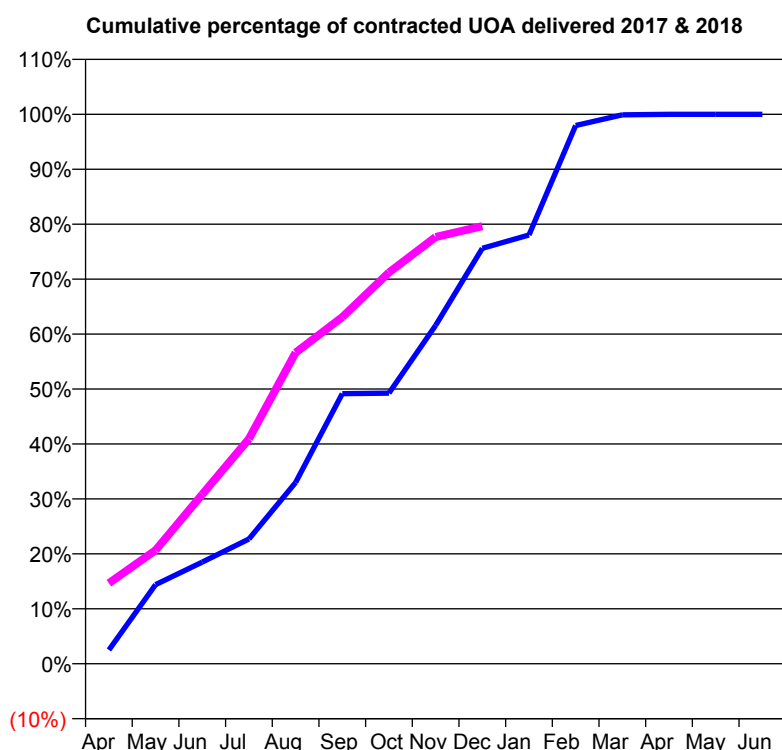
Q44 - Vital Signs Orthodontic At a Glance Contract Report for 210153/0002 - December 2017

Name or company name	Latchford Dental Practice Ltd
Contract type name	PDS Contract
Purpose of contract	Orthodontic
Contract start date	01/04/2006
Contract end date	31/03/2018

17/18 Contracted general activity (UDA)	0
Carry forward general activity (UDA)	0
17/18 Contracted orthodontic activity (UOA)	1,070
Carry forward orthodontic activity (UOA)	0
Baseline contract value	£70,140.85

ACCESS	Contract	England and Wales
--------	----------	-------------------

24 month ratio of assessments to patient IDs	1.18	1.09
--	------	------

ACTIVITY


Month	Adjusted Scheduled Activity (UOA)	
	2017	2018
April	27	157
May	154	221
June	198	330
July	243	438
August	353	606
September	526	675
October	527	762
November	659	831
December	809	852
January	835	
February	1,048	
March	1,069	
April	1,070	
May	1,070	
June	1,070	

QUALITY	Contract Quantity	Contract Base Number	Contract *	Region	England
% of all assessments that were assess and fit appliances (rolling 12 month period)	51	93	54.8%	56.4%	58.6%
% of all assessments that were assess and refuse (rolling 12 month period)	8	93	8.6%	11.2%	11.3%
% of all assessments that were assess and review (rolling 12 month period)	34	93	36.6%	32.4%	30.0%
% of terminated courses where treatment was abandoned or discontinued (rolling 12 month period)	6	35	17.1%	7.4%	7.4%
% of completed treatments indicating that PAR score was taken (year to date)	23	23	100.0%	60.0%	64.3%
Rate of removable appliances per 100 fixed appliances - proposed treatment (rolling 12 month period)	1	100	1.00	5.44	5.53
Rate of removable appliances per 100 fixed appliances - completed treatment (rolling 12 month period)	4	54	7.41	4.01	4.60
% of courses of treatment with removable appliances only - proposed treatment (rolling 12 month period)	0	51	0.0%	1.4%	1.9%
% of courses of treatment with removable appliances only - completed treatment (rolling 12 month period)	2	29	6.9%	0.9%	1.4%
% of patients satisfied with the treatment they have received (rolling 12 month period)	2	2	100.0%	95.8%	95.9%

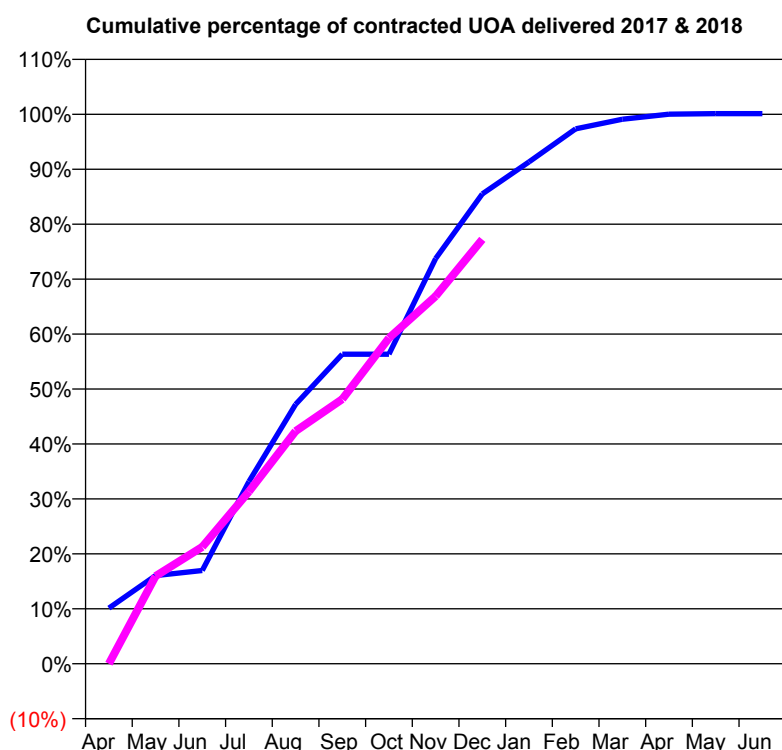
* Figures in italics indicate that the base number is less than 100.

Q44 - Vital Signs Orthodontic At a Glance Contract Report for 336351/0001 - December 2017

Name or company name	MISS MM EVANS
Contract type name	PDS Contract
Purpose of contract	General and Orthodontic
Contract start date	01/04/2006
Contract end date	31/03/2018

17/18 Contracted general activity (UDA)	0
Carry forward general activity (UDA)	0
17/18 Contracted orthodontic activity (UOA)	2,568
Carry forward orthodontic activity (UOA)	0
Baseline contract value	£168,417.37

ACCESS	Contract	England and Wales
24 month ratio of assessments to patient IDs	1.02	1.09

ACTIVITY


Month	Adjusted Scheduled Activity (UOA)	
	2017	2018
April	260	0
May	412	410
June	436	546
July	852	805
August	1,213	1,087
September	1,447	1,237
October	1,447	1,522
November	1,894	1,718
December	2,196	1,983
January	2,346	
February	2,500	
March	2,545	
April	2,569	
May	2,571	
June	2,571	

QUALITY	Contract Quantity	Contract Base Number	Contract *	Region	England
% of all assessments that were assess and fit appliances (rolling 12 month period)	110	192	57.3%	56.4%	58.6%
% of all assessments that were assess and refuse (rolling 12 month period)	19	192	9.9%	11.2%	11.3%
% of all assessments that were assess and review (rolling 12 month period)	63	192	32.8%	32.4%	30.0%
% of terminated courses where treatment was abandoned or discontinued (rolling 12 month period)	6	125	4.8%	7.4%	7.4%
% of completed treatments indicating that PAR score was taken (year to date)	84	95	88.4%	60.0%	64.3%
Rate of removable appliances per 100 fixed appliances - proposed treatment (rolling 12 month period)	3	211	1.42	5.44	5.53
Rate of removable appliances per 100 fixed appliances - completed treatment (rolling 12 month period)	0	238	0.00	4.01	4.60
% of courses of treatment with removable appliances only - proposed treatment (rolling 12 month period)	1	110	0.9%	1.4%	1.9%
% of courses of treatment with removable appliances only - completed treatment (rolling 12 month period)	0	119	0.0%	0.9%	1.4%
% of patients satisfied with the treatment they have received (rolling 12 month period)	2	2	100.0%	95.8%	95.9%

* Figures in italics indicate that the base number is less than 100.

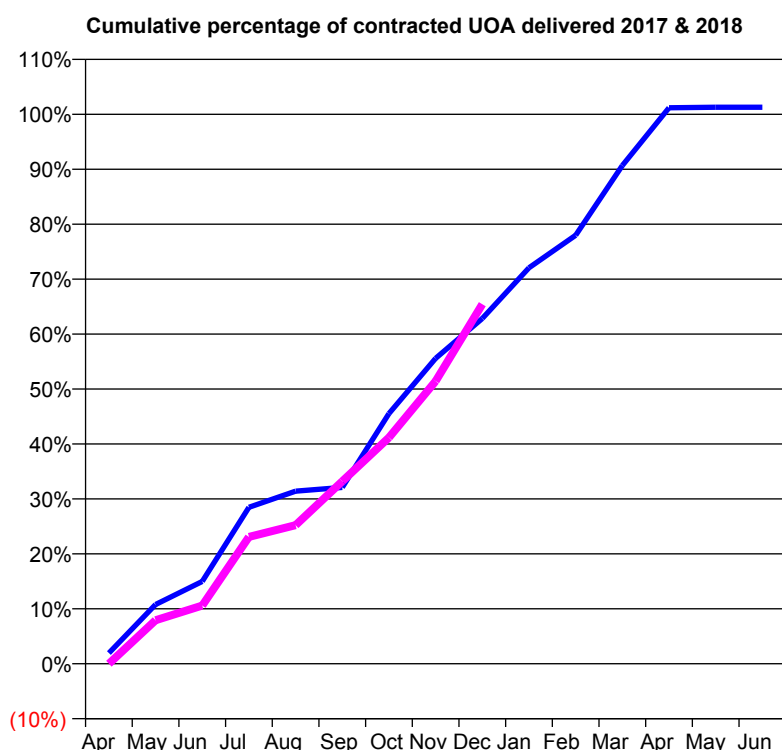
Q44 - Vital Signs Orthodontic At a Glance Contract Report for 363340/0007 - December 2017

Name or company name	MISS SA HEPENSTAL
Contract type name	PDS Contract
Purpose of contract	General and Orthodontic
Contract start date	01/01/2011
Contract end date	31/03/2018

17/18 Contracted general activity (UDA)	0
Carry forward general activity (UDA)	0
17/18 Contracted orthodontic activity (UOA)	3,235
Carry forward orthodontic activity (UOA)	0
Baseline contract value	£219,667.25

ACCESS

	Contract	England and Wales
24 month ratio of assessments to patient IDs	1.06	1.09

ACTIVITY


Month	Adjusted Scheduled Activity (UOA)	
	2017	2018
April	63	0
May	349	256
June	485	343
July	921	747
August	1,016	816
September	1,038	1,074
October	1,473	1,332
November	1,798	1,664
December	2,033	2,117
January	2,331	
February	2,523	
March	2,933	
April	3,273	
May	3,276	
June	3,276	

QUALITY

	Contract Quantity	Contract Base Number	Contract *	Region	England
% of all assessments that were assess and fit appliances (rolling 12 month period)	158	255	62.0%	56.4%	58.6%
% of all assessments that were assess and refuse (rolling 12 month period)	15	255	5.9%	11.2%	11.3%
% of all assessments that were assess and review (rolling 12 month period)	82	255	32.2%	32.4%	30.0%
% of terminated courses where treatment was abandoned or discontinued (rolling 12 month period)	2	158	1.3%	7.4%	7.4%
% of completed treatments indicating that PAR score was taken (year to date)	56	111	50.5%	60.0%	64.3%
Rate of removable appliances per 100 fixed appliances - proposed treatment (rolling 12 month period)	11	311	3.54	5.44	5.53
Rate of removable appliances per 100 fixed appliances - completed treatment (rolling 12 month period)	11	299	3.68	4.01	4.60
% of courses of treatment with removable appliances only - proposed treatment (rolling 12 month period)	1	158	0.6%	1.4%	1.9%
% of courses of treatment with removable appliances only - completed treatment (rolling 12 month period)	3	156	1.9%	0.9%	1.4%
% of patients satisfied with the treatment they have received (rolling 12 month period)	8	8	100.0%	95.8%	95.9%

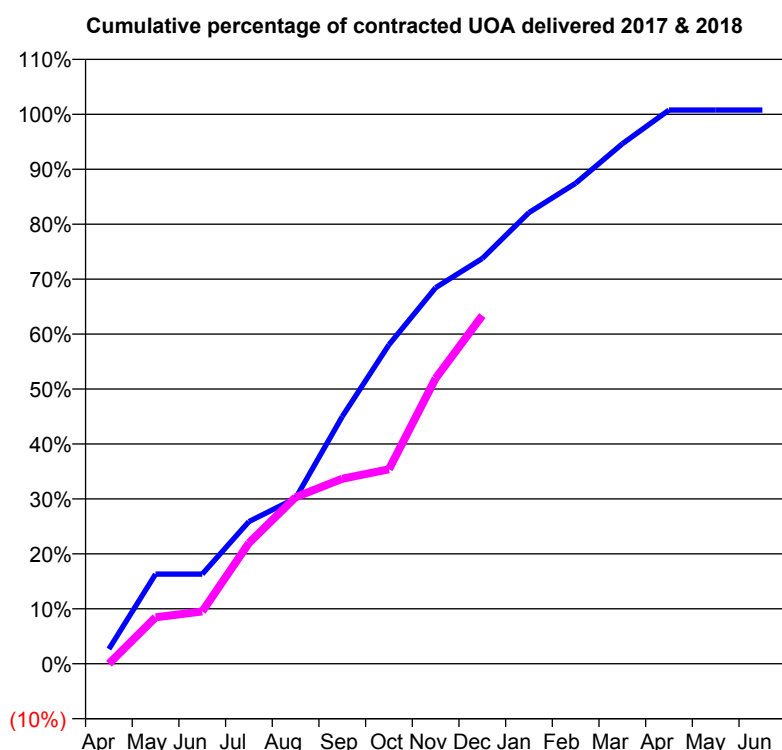
* Figures in italics indicate that the base number is less than 100.

Q44 - Vital Signs Orthodontic At a Glance Contract Report for 675857/0001 - December 2017

Name or company name	MR JW DWYER
Contract type name	PDS Contract
Purpose of contract	Orthodontic
Contract start date	01/04/2010
Contract end date	31/03/2018

17/18 Contracted general activity (UDA)	0
Carry forward general activity (UDA)	0
17/18 Contracted orthodontic activity (UOA)	2,048
Carry forward orthodontic activity (UOA)	0
Baseline contract value	£134,285.10

ACCESS	Contract	England and Wales
24 month ratio of assessments to patient IDs	1.01	1.09

ACTIVITY


Month	Adjusted Scheduled Activity (UOA)	
	2017	2018
April	55	0
May	334	173
June	334	195
July	530	450
August	617	621
September	922	690
October	1,189	725
November	1,402	1,064
December	1,511	1,298
January	1,682	
February	1,791	
March	1,938	
April	2,064	
May	2,064	
June	2,064	

QUALITY	Contract Quantity	Contract Base Number	Contract *	Region	England
% of all assessments that were assess and fit appliances (rolling 12 month period)	89	121	73.6%	56.4%	58.6%
% of all assessments that were assess and refuse (rolling 12 month period)	18	121	14.9%	11.2%	11.3%
% of all assessments that were assess and review (rolling 12 month period)	14	121	11.6%	32.4%	30.0%
% of terminated courses where treatment was abandoned or discontinued (rolling 12 month period)	0	82	0.0%	7.4%	7.4%
% of completed treatments indicating that PAR score was taken (year to date)	56	59	94.9%	60.0%	64.3%
Rate of removable appliances per 100 fixed appliances - proposed treatment (rolling 12 month period)	14	172	8.14	5.44	5.53
Rate of removable appliances per 100 fixed appliances - completed treatment (rolling 12 month period)	3	162	1.85	4.01	4.60
% of courses of treatment with removable appliances only - proposed treatment (rolling 12 month period)	2	89	2.2%	1.4%	1.9%
% of courses of treatment with removable appliances only - completed treatment (rolling 12 month period)	1	82	1.2%	0.9%	1.4%
% of patients satisfied with the treatment they have received (rolling 12 month period)	3	3	100.0%	95.8%	95.9%

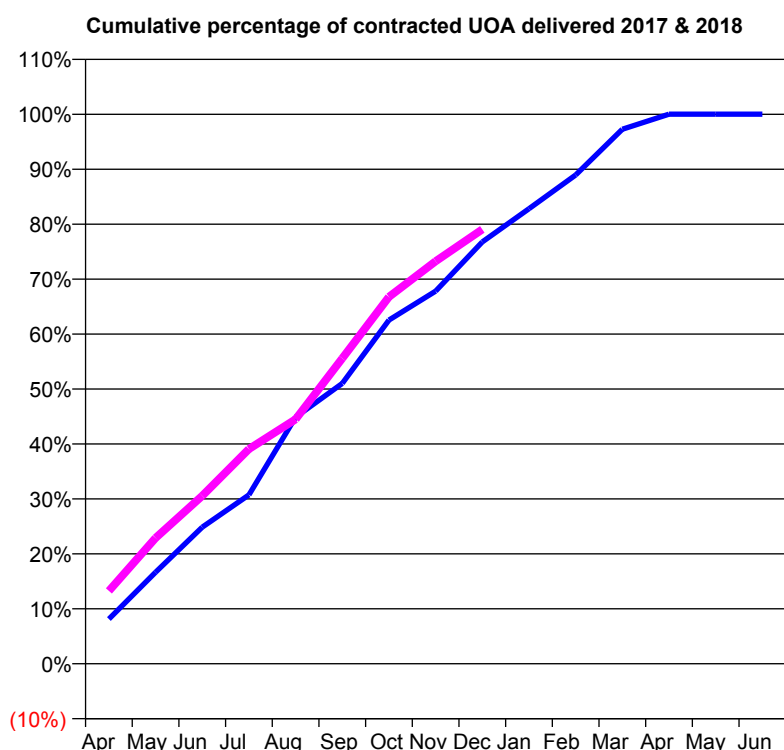
* Figures in italics indicate that the base number is less than 100.

Q44 - Vital Signs Orthodontic At a Glance Contract Report for 678015/0001 - December 2017

Name or company name	MRS MJ BRINDLEY
Contract type name	PDS Contract
Purpose of contract	Orthodontic
Contract start date	13/06/2014
Contract end date	31/03/2018

17/18 Contracted general activity (UDA)	0
Carry forward general activity (UDA)	0
17/18 Contracted orthodontic activity (UOA)	10,036
Carry forward orthodontic activity (UOA)	0
Baseline contract value	£684,249.62

ACCESS	Contract	England and Wales
24 month ratio of assessments to patient IDs	1.05	1.09

ACTIVITY


Month	Adjusted Scheduled Activity (UOA)	
	2017	2018
April	818	1,331
May	1,671	2,298
June	2,495	3,068
July	3,085	3,923
August	4,505	4,466
September	5,121	5,579
October	6,277	6,701
November	6,806	7,352
December	7,705	7,933
January	8,311	
February	8,926	
March	9,763	
April	10,037	
May	10,037	
June	10,037	

QUALITY	Contract Quantity	Contract Base Number	Contract *	Region	England
% of all assessments that were assess and fit appliances (rolling 12 month period)	487	734	66.3%	56.4%	58.6%
% of all assessments that were assess and refuse (rolling 12 month period)	72	734	9.8%	11.2%	11.3%
% of all assessments that were assess and review (rolling 12 month period)	175	734	23.8%	32.4%	30.0%
% of terminated courses where treatment was abandoned or discontinued (rolling 12 month period)	24	470	5.1%	7.4%	7.4%
% of completed treatments indicating that PAR score was taken (year to date)	331	343	96.5%	60.0%	64.3%
Rate of removable appliances per 100 fixed appliances - proposed treatment (rolling 12 month period)	57	965	5.91	5.44	5.53
Rate of removable appliances per 100 fixed appliances - completed treatment (rolling 12 month period)	42	880	4.77	4.01	4.60
% of courses of treatment with removable appliances only - proposed treatment (rolling 12 month period)	1	487	0.2%	1.4%	1.9%
% of courses of treatment with removable appliances only - completed treatment (rolling 12 month period)	2	446	0.4%	0.9%	1.4%
% of patients satisfied with the treatment they have received (rolling 12 month period)	17	18	94.4%	95.8%	95.9%

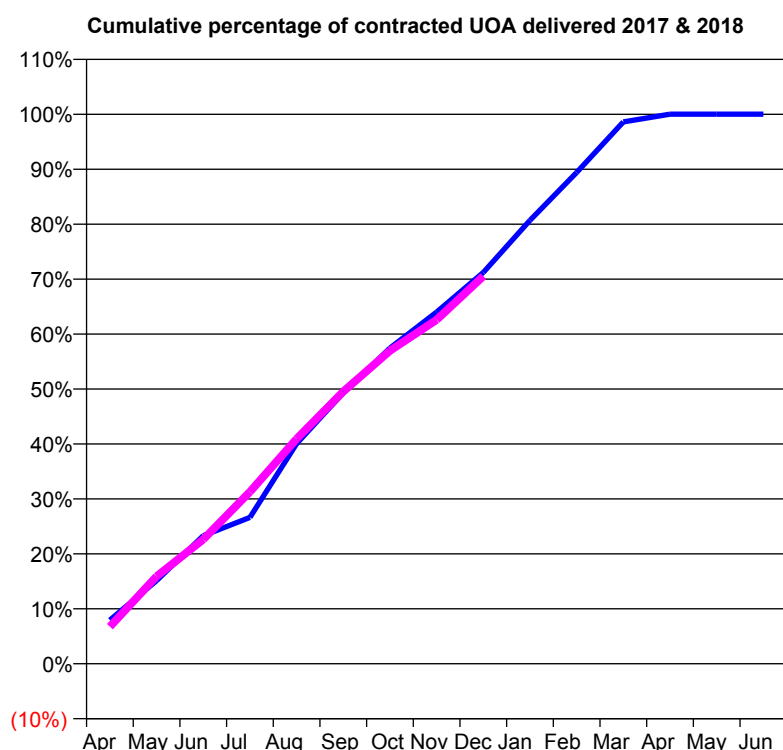
* Figures in italics indicate that the base number is less than 100.

Q44 - Vital Signs Orthodontic At a Glance Contract Report for 678015/0002 - December 2017

Name or company name	MRS MJ BRINDLEY	17/18 Contracted general activity (UDA)	0
Contract type name	PDS Contract	Carry forward general activity (UDA)	0
Purpose of contract	Orthodontic	17/18 Contracted orthodontic activity (UOA)	10,000
Contract start date	13/06/2014	Carry forward orthodontic activity (UOA)	0
Contract end date	31/03/2018	Baseline contract value	£588,331.12

ACCESS

	Contract	England and Wales
24 month ratio of assessments to patient IDs	1.04	1.09

ACTIVITY


Month	Adjusted Scheduled Activity (UOA)	
	2017	2018
April	795	675
May	1,514	1,590
June	2,332	2,263
July	2,663	3,130
August	4,006	4,093
September	4,930	4,954
October	5,744	5,696
November	6,400	6,259
December	7,120	7,053
January	8,071	
February	8,940	
March	9,860	
April	10,001	
May	10,001	
June	10,001	

QUALITY

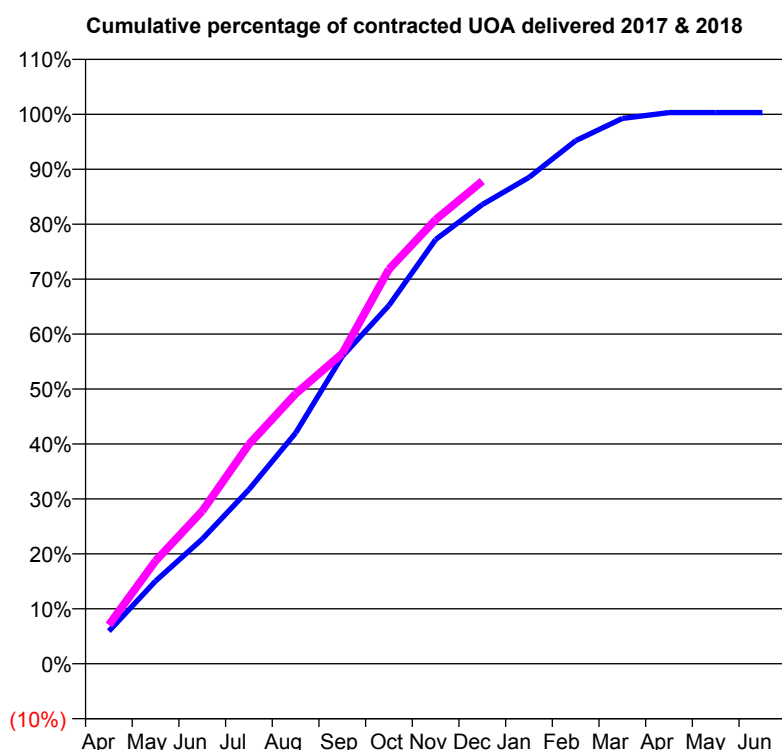
	Contract Quantity	Contract Base Number	Contract *	Region	England
% of all assessments that were assess and fit appliances (rolling 12 month period)	461	755	61.1%	56.4%	58.6%
% of all assessments that were assess and refuse (rolling 12 month period)	97	755	12.8%	11.2%	11.3%
% of all assessments that were assess and review (rolling 12 month period)	197	755	26.1%	32.4%	30.0%
% of terminated courses where treatment was abandoned or discontinued (rolling 12 month period)	19	480	4.0%	7.4%	7.4%
% of completed treatments indicating that PAR score was taken (year to date)	334	353	94.6%	60.0%	64.3%
Rate of removable appliances per 100 fixed appliances - proposed treatment (rolling 12 month period)	34	911	3.73	5.44	5.53
Rate of removable appliances per 100 fixed appliances - completed treatment (rolling 12 month period)	47	912	5.15	4.01	4.60
% of courses of treatment with removable appliances only - proposed treatment (rolling 12 month period)	1	461	0.2%	1.4%	1.9%
% of courses of treatment with removable appliances only - completed treatment (rolling 12 month period)	2	461	0.4%	0.9%	1.4%
% of patients satisfied with the treatment they have received (rolling 12 month period)	18	18	100.0%	95.8%	95.9%

* Figures in italics indicate that the base number is less than 100.

Q44 - Vital Signs Orthodontic At a Glance Contract Report for 736422/0001 - December 2017

Name or company name	MR CI LOWE	17/18 Contracted general activity (UDA)	0
Contract type name	PDS Contract	Carry forward general activity (UDA)	0
Purpose of contract	General and Orthodontic	17/18 Contracted orthodontic activity (UOA)	16,355
Contract start date	01/04/2006	Carry forward orthodontic activity (UOA)	0
Contract end date	31/03/2018	Baseline contract value	£1,132,856.31

ACCESS	Contract	England and Wales
24 month ratio of assessments to patient IDs	1.10	1.09

ACTIVITY


Month	Adjusted Scheduled Activity (UOA)	
	2017	2018
April	969	1,155
May	2,463	3,060
June	3,714	4,548
July	5,187	6,532
August	6,867	8,034
September	9,151	9,232
October	10,665	11,743
November	12,627	13,218
December	13,666	14,365
January	14,475	
February	15,569	
March	16,229	
April	16,405	
May	16,405	
June	16,405	

QUALITY

	Contract Quantity	Contract Base Number	Contract *	Region	England
% of all assessments that were assess and fit appliances (rolling 12 month period)	811	1,019	79.6%	56.4%	58.6%
% of all assessments that were assess and refuse (rolling 12 month period)	36	1,019	3.5%	11.2%	11.3%
% of all assessments that were assess and review (rolling 12 month period)	172	1,019	16.9%	32.4%	30.0%
% of terminated courses where treatment was abandoned or discontinued (rolling 12 month period)	52	750	6.9%	7.4%	7.4%
% of completed treatments indicating that PAR score was taken (year to date)	383	522	73.4%	60.0%	64.3%
Rate of removable appliances per 100 fixed appliances - proposed treatment (rolling 12 month period)	44	1,597	2.76	5.44	5.53
Rate of removable appliances per 100 fixed appliances - completed treatment (rolling 12 month period)	20	1,371	1.46	4.01	4.60
% of courses of treatment with removable appliances only - proposed treatment (rolling 12 month period)	4	811	0.5%	1.4%	1.9%
% of courses of treatment with removable appliances only - completed treatment (rolling 12 month period)	3	698	0.4%	0.9%	1.4%
% of patients satisfied with the treatment they have received (rolling 12 month period)	23	23	100.0%	95.8%	95.9%

* Figures in italics indicate that the base number is less than 100.

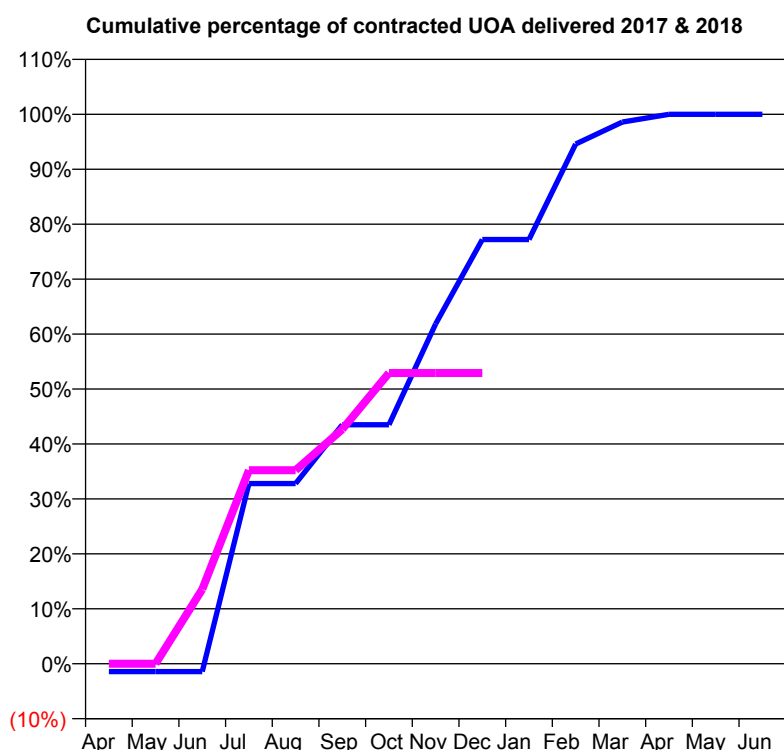
Q44 - Vital Signs Orthodontic At a Glance Contract Report for 745596/0001 - December 2017

Name or company name	MR JP MEISNER
Contract type name	PDS Contract
Purpose of contract	Orthodontic
Contract start date	01/04/2006
Contract end date	31/03/2018

17/18 Contracted general activity (UDA)	0
Carry forward general activity (UDA)	0
17/18 Contracted orthodontic activity (UOA)	3,131
Carry forward orthodontic activity (UOA)	0
Baseline contract value	£205,338.11

ACCESS

	Contract	England and Wales
24 month ratio of assessments to patient IDs	1.05	1.09

ACTIVITY


Month	Adjusted Scheduled Activity (UOA)	
	2017	2018
April	-45	0
May	-45	0
June	-45	424
July	1,027	1,103
August	1,027	1,103
September	1,362	1,336
October	1,362	1,657
November	1,936	1,657
December	2,417	1,657
January	2,417	
February	2,961	
March	3,087	
April	3,131	
May	3,131	
June	3,131	

QUALITY

	Contract Quantity	Contract Base Number	Contract *	Region	England
% of all assessments that were assess and fit appliances (rolling 12 month period)	110	171	64.3%	56.4%	58.6%
% of all assessments that were assess and refuse (rolling 12 month period)	15	171	8.8%	11.2%	11.3%
% of all assessments that were assess and review (rolling 12 month period)	46	171	26.9%	32.4%	30.0%
% of terminated courses where treatment was abandoned or discontinued (rolling 12 month period)	1	138	0.7%	7.4%	7.4%
% of completed treatments indicating that PAR score was taken (year to date)	72	82	87.8%	60.0%	64.3%
Rate of removable appliances per 100 fixed appliances - proposed treatment (rolling 12 month period)	13	207	6.28	5.44	5.53
Rate of removable appliances per 100 fixed appliances - completed treatment (rolling 12 month period)	0	260	0.00	4.01	4.60
% of courses of treatment with removable appliances only - proposed treatment (rolling 12 month period)	0	110	0.0%	1.4%	1.9%
% of courses of treatment with removable appliances only - completed treatment (rolling 12 month period)	0	137	0.0%	0.9%	1.4%
% of patients satisfied with the treatment they have received (rolling 12 month period)	3	3	100.0%	95.8%	95.9%

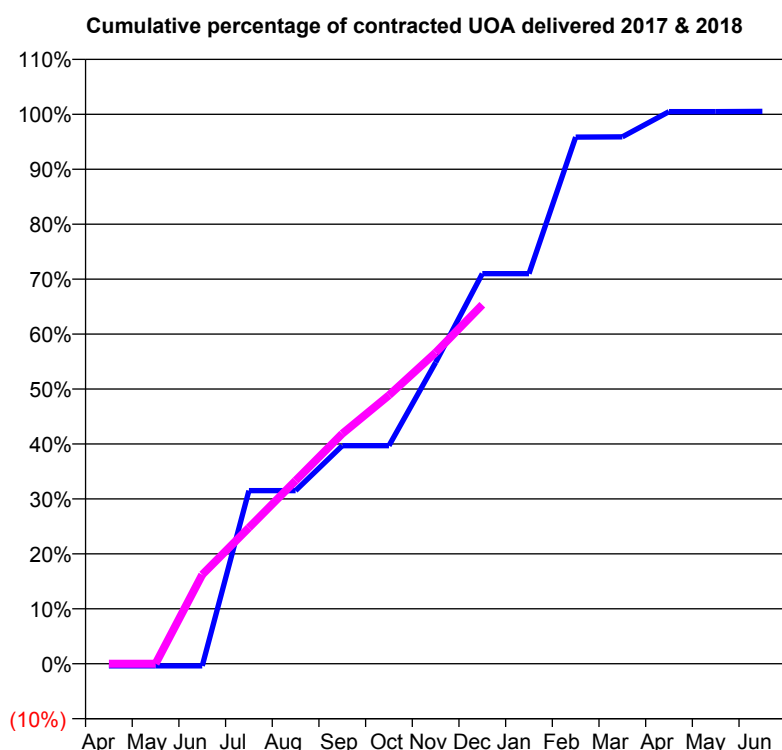
* Figures in italics indicate that the base number is less than 100.

Q44 - Vital Signs Orthodontic At a Glance Contract Report for 745596/0002 - December 2017

Name or company name	MR JP MEISNER
Contract type name	PDS Contract
Purpose of contract	General and Orthodontic
Contract start date	01/04/2006
Contract end date	31/03/2018

17/18 Contracted general activity (UDA)	0
Carry forward general activity (UDA)	0
17/18 Contracted orthodontic activity (UOA)	2,479
Carry forward orthodontic activity (UOA)	0
Baseline contract value	£152,146.22

ACCESS	Contract	England and Wales
24 month ratio of assessments to patient IDs	1.08	1.09

ACTIVITY


Month	Adjusted Scheduled Activity (UOA)	
	2017	2018
April	-10	0
May	-10	0
June	-10	402
July	781	614
August	781	826
September	984	1,038
October	984	1,211
November	1,359	1,404
December	1,760	1,620
January	1,760	
February	2,376	
March	2,377	
April	2,491	
May	2,491	
June	2,492	

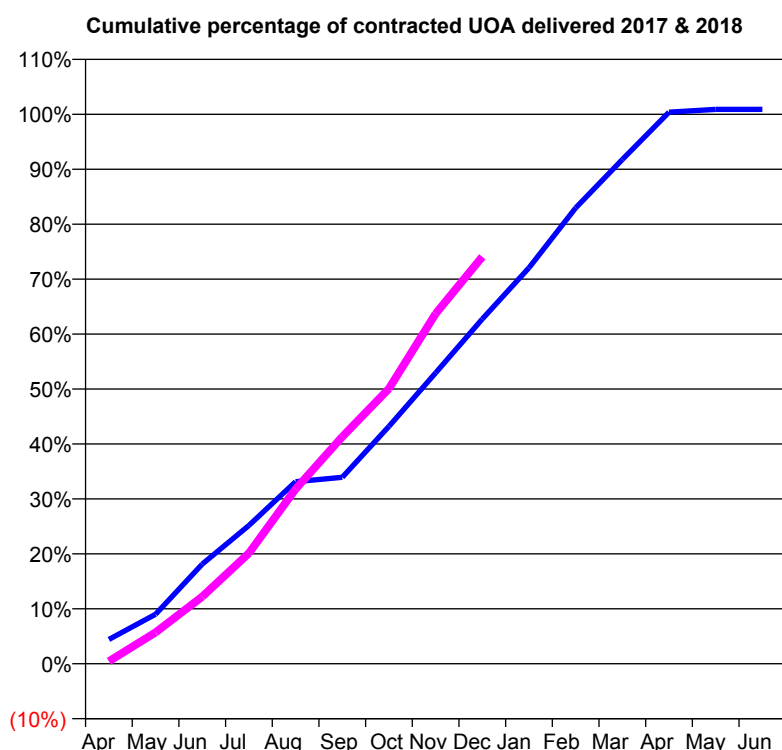
QUALITY	Contract Quantity	Contract Base Number	Contract *	Region	England
% of all assessments that were assess and fit appliances (rolling 12 month period)	109	172	63.4%	56.4%	58.6%
% of all assessments that were assess and refuse (rolling 12 month period)	17	172	9.9%	11.2%	11.3%
% of all assessments that were assess and review (rolling 12 month period)	46	172	26.7%	32.4%	30.0%
% of terminated courses where treatment was abandoned or discontinued (rolling 12 month period)	11	123	8.9%	7.4%	7.4%
% of completed treatments indicating that PAR score was taken (year to date)	79	86	91.9%	60.0%	64.3%
Rate of removable appliances per 100 fixed appliances - proposed treatment (rolling 12 month period)	8	207	3.86	5.44	5.53
Rate of removable appliances per 100 fixed appliances - completed treatment (rolling 12 month period)	0	214	0.00	4.01	4.60
% of courses of treatment with removable appliances only - proposed treatment (rolling 12 month period)	0	109	0.0%	1.4%	1.9%
% of courses of treatment with removable appliances only - completed treatment (rolling 12 month period)	0	112	0.0%	0.9%	1.4%
% of patients satisfied with the treatment they have received (rolling 12 month period)	5	5	100.0%	95.8%	95.9%

* Figures in italics indicate that the base number is less than 100.

Q44 - Vital Signs Orthodontic At a Glance Contract Report for 751928/0001 - December 2017

Name or company name	MISS JR GLEDHILL	17/18 Contracted general activity (UDA)	0
Contract type name	PDS Contract	Carry forward general activity (UDA)	0
Purpose of contract	General and Orthodontic	17/18 Contracted orthodontic activity (UOA)	11,958
Contract start date	01/04/2006	Carry forward orthodontic activity (UOA)	0
Contract end date	31/03/2018	Baseline contract value	£802,502.93

ACCESS	Contract	England and Wales
24 month ratio of assessments to patient IDs	1.09	1.09

ACTIVITY


Month	Adjusted Scheduled Activity (UOA)	
	2017	2018
April	531	54
May	1,079	682
June	2,168	1,461
July	3,010	2,408
August	3,963	3,802
September	4,059	4,939
October	5,167	5,988
November	6,331	7,620
December	7,502	8,857
January	8,617	
February	9,919	
March	10,972	
April	12,003	
May	12,064	
June	12,064	

QUALITY	Contract Quantity	Contract Base Number	Contract *	Region	England
% of all assessments that were assess and fit appliances (rolling 12 month period)	636	1,096	58.0%	56.4%	58.6%
% of all assessments that were assess and refuse (rolling 12 month period)	40	1,096	3.6%	11.2%	11.3%
% of all assessments that were assess and review (rolling 12 month period)	420	1,096	38.3%	32.4%	30.0%
% of terminated courses where treatment was abandoned or discontinued (rolling 12 month period)	7	469	1.5%	7.4%	7.4%
% of completed treatments indicating that PAR score was taken (year to date)	334	350	95.4%	60.0%	64.3%
Rate of removable appliances per 100 fixed appliances - proposed treatment (rolling 12 month period)	121	1,227	9.86	5.44	5.53
Rate of removable appliances per 100 fixed appliances - completed treatment (rolling 12 month period)	82	780	10.51	4.01	4.60
% of courses of treatment with removable appliances only - proposed treatment (rolling 12 month period)	13	636	2.0%	1.4%	1.9%
% of courses of treatment with removable appliances only - completed treatment (rolling 12 month period)	13	462	2.8%	0.9%	1.4%
% of patients satisfied with the treatment they have received (rolling 12 month period)	31	33	93.9%	95.8%	95.9%

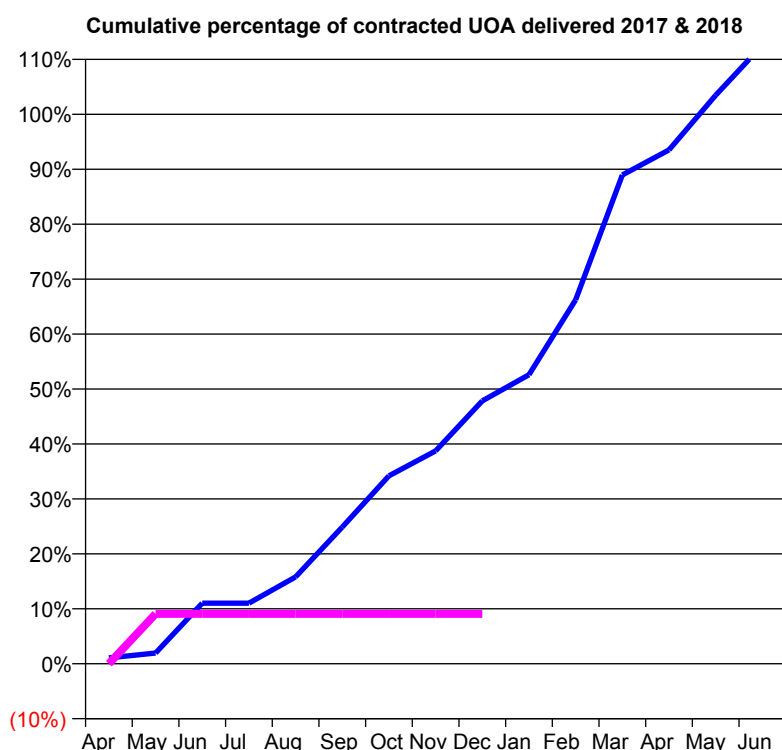
* Figures in italics indicate that the base number is less than 100.

Q44 - Vital Signs Orthodontic At a Glance Contract Report for 811289/0002 - December 2017

Name or company name	MR WD SCOTT
Contract type name	PDS Contract
Purpose of contract	General and Orthodontic
Contract start date	01/04/2006
Contract end date	30/09/2017

17/18 Contracted general activity (UDA)	0
Carry forward general activity (UDA)	0
17/18 Contracted orthodontic activity (UOA)	231
Carry forward orthodontic activity (UOA)	0
Baseline contract value	£14,942.03

ACCESS	Contract	England and Wales
24 month ratio of assessments to patient IDs	1.03	1.09

ACTIVITY


Month	Adjusted Scheduled Activity (UOA)	
	2017	2018
April	5	0
May	9	21
June	51	21
July	51	21
August	73	21
September	115	21
October	158	21
November	179	21
December	221	21
January	243	
February	306	
March	411	
April	432	
May	478	
June	520	

QUALITY	Contract Quantity	Contract Base Number	Contract *	Region	England
% of all assessments that were assess and fit appliances (rolling 12 month period)	16	17	94.1%	56.4%	58.6%
% of all assessments that were assess and refuse (rolling 12 month period)	1	17	5.9%	11.2%	11.3%
% of all assessments that were assess and review (rolling 12 month period)	0	17	0.0%	32.4%	30.0%
% of terminated courses where treatment was abandoned or discontinued (rolling 12 month period)	0	4	0.0%	7.4%	7.4%
% of completed treatments indicating that PAR score was taken (year to date)	2	2	100.0%	60.0%	64.3%
Rate of removable appliances per 100 fixed appliances - proposed treatment (rolling 12 month period)	1	30	3.33	5.44	5.53
Rate of removable appliances per 100 fixed appliances - completed treatment (rolling 12 month period)	1	6	16.67	4.01	4.60
% of courses of treatment with removable appliances only - proposed treatment (rolling 12 month period)	1	16	6.3%	1.4%	1.9%
% of courses of treatment with removable appliances only - completed treatment (rolling 12 month period)	1	4	25.0%	0.9%	1.4%
% of patients satisfied with the treatment they have received (rolling 12 month period)	0	0	N/A	95.8%	95.9%

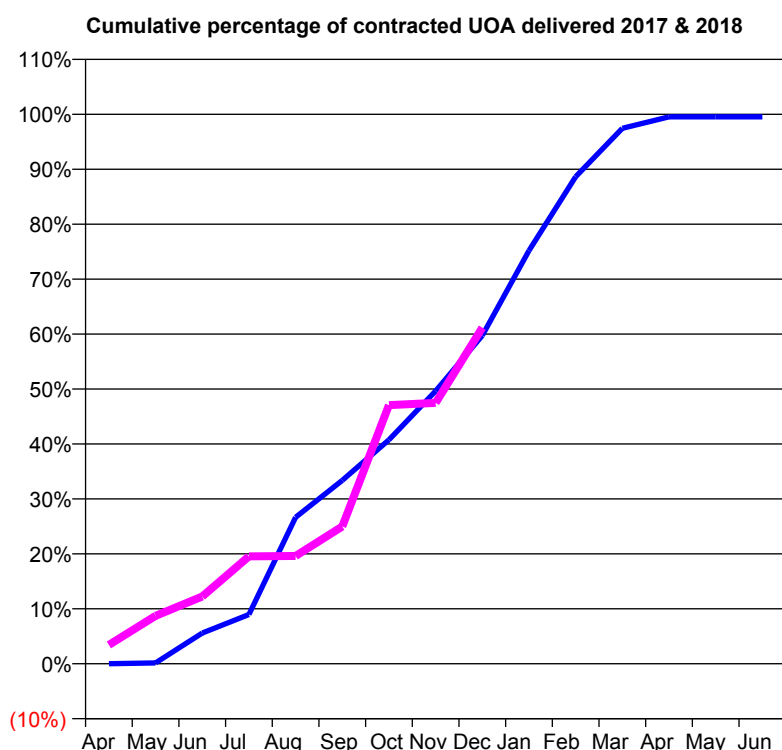
* Figures in italics indicate that the base number is less than 100.

Q45 - Vital Signs Orthodontic At a Glance Contract Report for 101338/0082 - December 2017

Name or company name	Whitecross Dental Care Limited
Contract type name	GDS Contract
Purpose of contract	General and Orthodontic
Contract start date	01/04/2009
Contract end date	

17/18 Contracted general activity (UDA)	18,500
Carry forward general activity (UDA)	-105
17/18 Contracted orthodontic activity (UOA)	1,249
Carry forward orthodontic activity (UOA)	0
Baseline contract value	£602,183.50

ACCESS	Contract	England and Wales
24 month ratio of assessments to patient IDs	1.04	1.09

ACTIVITY


Month	Adjusted Scheduled Activity (UOA)	
	2017	2018
April	0	43
May	2	109
June	70	153
July	112	244
August	333	245
September	417	312
October	509	588
November	620	593
December	746	764
January	939	
February	1,107	
March	1,217	
April	1,243	
May	1,243	
June	1,243	

QUALITY	Contract Quantity	Contract Base Number	Contract *	Region	England
% of all assessments that were assess and fit appliances (rolling 12 month period)	62	87	71.3%	56.4%	58.6%
% of all assessments that were assess and refuse (rolling 12 month period)	13	87	14.9%	11.2%	11.3%
% of all assessments that were assess and review (rolling 12 month period)	12	87	13.8%	32.4%	30.0%
% of terminated courses where treatment was abandoned or discontinued (rolling 12 month period)	3	6	50.0%	7.4%	7.4%
% of completed treatments indicating that PAR score was taken (year to date)	2	2	100.0%	60.0%	64.3%
Rate of removable appliances per 100 fixed appliances - proposed treatment (rolling 12 month period)	10	117	8.55	5.44	5.53
Rate of removable appliances per 100 fixed appliances - completed treatment (rolling 12 month period)	0	6	0.00	4.01	4.60
% of courses of treatment with removable appliances only - proposed treatment (rolling 12 month period)	3	62	4.8%	1.4%	1.9%
% of courses of treatment with removable appliances only - completed treatment (rolling 12 month period)	0	3	0.0%	0.9%	1.4%
% of patients satisfied with the treatment they have received (rolling 12 month period)	3	3	100.0%	95.8%	95.9%

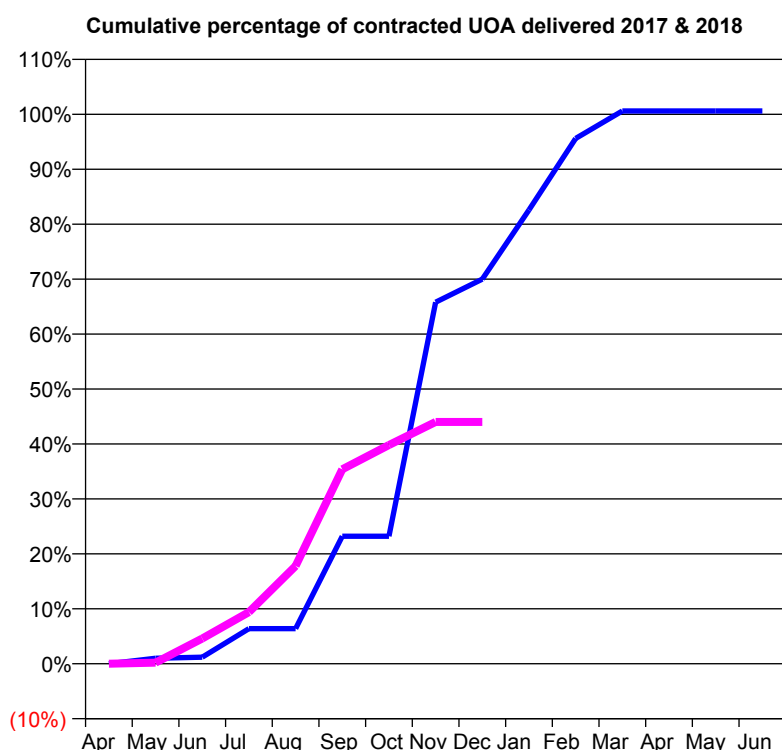
* Figures in italics indicate that the base number is less than 100.

Q45 - Vital Signs Orthodontic At a Glance Contract Report for 101338/0083 - December 2017

Name or company name	Whitecross Dental Care Limited
Contract type name	GDS Contract
Purpose of contract	General and Orthodontic
Contract start date	01/04/2009
Contract end date	

17/18 Contracted general activity (UDA)	25,906
Carry forward general activity (UDA)	0
17/18 Contracted orthodontic activity (UOA)	500
Carry forward orthodontic activity (UOA)	0
Baseline contract value	£761,345.36

ACCESS	Contract	England and Wales
24 month ratio of assessments to patient IDs	1.06	1.09

ACTIVITY


Month	Adjusted Scheduled Activity (UOA)	
	2017	2018
April	0	0
May	5	1
June	6	23
July	32	47
August	32	89
September	116	177
October	116	199
November	329	220
December	350	220
January	413	
February	478	
March	503	
April	503	
May	503	
June	503	

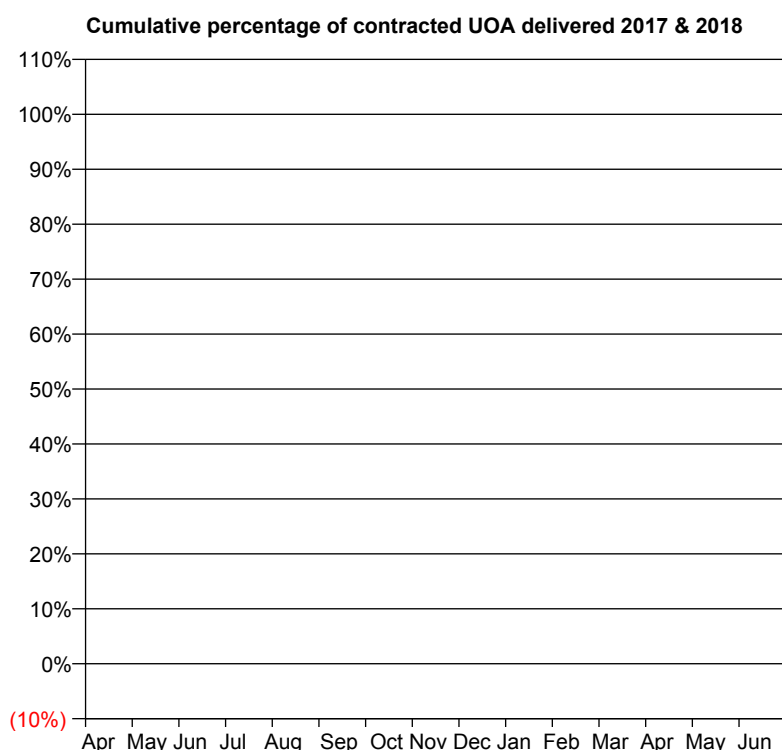
QUALITY	Contract Quantity	Contract Base Number	Contract *	Region	England
% of all assessments that were assess and fit appliances (rolling 12 month period)	17	34	50.0%	56.4%	58.6%
% of all assessments that were assess and refuse (rolling 12 month period)	9	34	26.5%	11.2%	11.3%
% of all assessments that were assess and review (rolling 12 month period)	8	34	23.5%	32.4%	30.0%
% of terminated courses where treatment was abandoned or discontinued (rolling 12 month period)	0	2	0.0%	7.4%	7.4%
% of completed treatments indicating that PAR score was taken (year to date)	1	1	100.0%	60.0%	64.3%
Rate of removable appliances per 100 fixed appliances - proposed treatment (rolling 12 month period)	5	33	15.15	5.44	5.53
Rate of removable appliances per 100 fixed appliances - completed treatment (rolling 12 month period)	0	4	0.00	4.01	4.60
% of courses of treatment with removable appliances only - proposed treatment (rolling 12 month period)	0	17	0.0%	1.4%	1.9%
% of courses of treatment with removable appliances only - completed treatment (rolling 12 month period)	0	2	0.0%	0.9%	1.4%
% of patients satisfied with the treatment they have received (rolling 12 month period)	0	0	N/A	95.8%	95.9%

* Figures in italics indicate that the base number is less than 100.

Q45 - Vital Signs Orthodontic At a Glance Contract Report for 122904/0001 - December 2017

Name or company name	Harrowgate Hill Dental Practice	17/18 Contracted general activity (UDA)	15,666
Contract type name	GDS Contract	Carry forward general activity (UDA)	194
Purpose of contract	General	17/18 Contracted orthodontic activity (UOA)	0
Contract start date	01/04/2014	Carry forward orthodontic activity (UOA)	0
Contract end date		Baseline contract value	£406,733.39

ACCESS	Contract	England and Wales
24 month ratio of assessments to patient IDs	1.00	1.09

ACTIVITY


Month	Adjusted Scheduled Activity (UOA)	
	2017	2018
April	0	0
May	0	0
June	0	1
July	0	1
August	0	1
September	0	1
October	0	1
November	0	1
December	0	1
January	0	
February	0	
March	0	
April	0	
May	0	
June	0	

QUALITY	Contract Quantity	Contract Base Number	Contract *	Region	England
% of all assessments that were assess and fit appliances (rolling 12 month period)	0	1	0.0%	56.4%	58.6%
% of all assessments that were assess and refuse (rolling 12 month period)	0	1	0.0%	11.2%	11.3%
% of all assessments that were assess and review (rolling 12 month period)	1	1	100.0%	32.4%	30.0%
% of terminated courses where treatment was abandoned or discontinued (rolling 12 month period)	0	0	N/A	7.4%	7.4%
% of completed treatments indicating that PAR score was taken (year to date)	0	0	N/A	60.0%	64.3%
Rate of removable appliances per 100 fixed appliances - proposed treatment (rolling 12 month period)	0	0	N/A	5.44	5.53
Rate of removable appliances per 100 fixed appliances - completed treatment (rolling 12 month period)	0	0	N/A	4.01	4.60
% of courses of treatment with removable appliances only - proposed treatment (rolling 12 month period)	0	0	N/A	1.4%	1.9%
% of courses of treatment with removable appliances only - completed treatment (rolling 12 month period)	0	0	N/A	0.9%	1.4%
% of patients satisfied with the treatment they have received (rolling 12 month period)	0	0	N/A	95.8%	95.9%

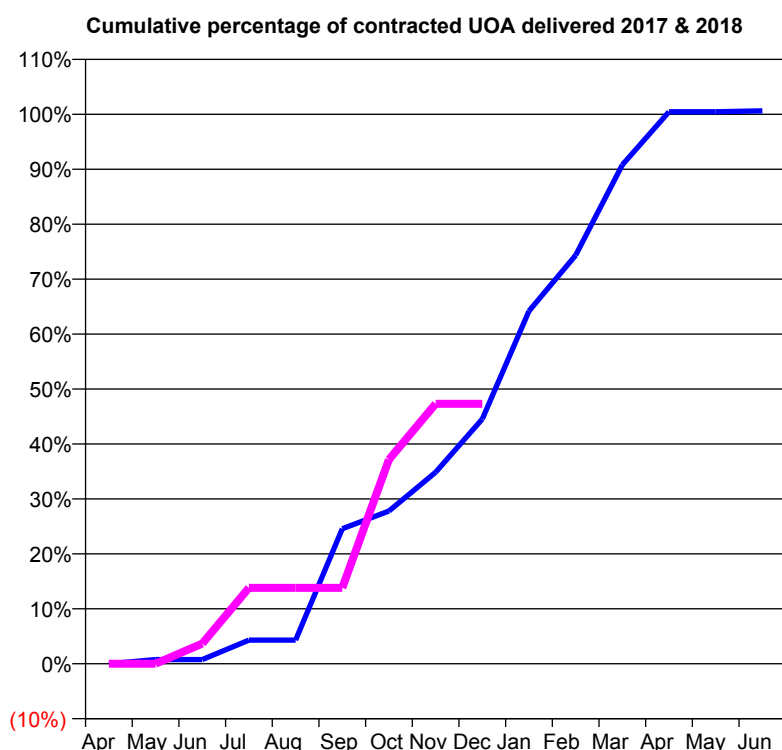
* Figures in italics indicate that the base number is less than 100.

Q45 - Vital Signs Orthodontic At a Glance Contract Report for 127868/0001 - December 2017

Name or company name	Lambert Coutts & Associates Dental Practic
Contract type name	GDS Contract
Purpose of contract	General and Orthodontic
Contract start date	09/10/2011
Contract end date	

17/18 Contracted general activity (UDA)	17,731
Carry forward general activity (UDA)	0
17/18 Contracted orthodontic activity (UOA)	651
Carry forward orthodontic activity (UOA)	0
Baseline contract value	£544,057.73

ACCESS	Contract	England and Wales
24 month ratio of assessments to patient IDs	1.14	1.09

ACTIVITY


Month	Adjusted Scheduled Activity (UOA)	
	2017	2018
April	0	0
May	5	0
June	5	24
July	28	90
August	28	90
September	160	90
October	181	242
November	227	308
December	290	308
January	418	
February	484	
March	591	
April	654	
May	654	
June	655	

QUALITY	Contract Quantity	Contract Base Number	Contract *	Region	England
% of all assessments that were assess and fit appliances (rolling 12 month period)	31	54	57.4%	56.4%	58.6%
% of all assessments that were assess and refuse (rolling 12 month period)	13	54	24.1%	11.2%	11.3%
% of all assessments that were assess and review (rolling 12 month period)	10	54	18.5%	32.4%	30.0%
% of terminated courses where treatment was abandoned or discontinued (rolling 12 month period)	0	0	N/A	7.4%	7.4%
% of completed treatments indicating that PAR score was taken (year to date)	0	0	N/A	60.0%	64.3%
Rate of removable appliances per 100 fixed appliances - proposed treatment (rolling 12 month period)	2	61	3.28	5.44	5.53
Rate of removable appliances per 100 fixed appliances - completed treatment (rolling 12 month period)	0	0	N/A	4.01	4.60
% of courses of treatment with removable appliances only - proposed treatment (rolling 12 month period)	0	31	0.0%	1.4%	1.9%
% of courses of treatment with removable appliances only - completed treatment (rolling 12 month period)	0	0	N/A	0.9%	1.4%
% of patients satisfied with the treatment they have received (rolling 12 month period)	0	0	N/A	95.8%	95.9%

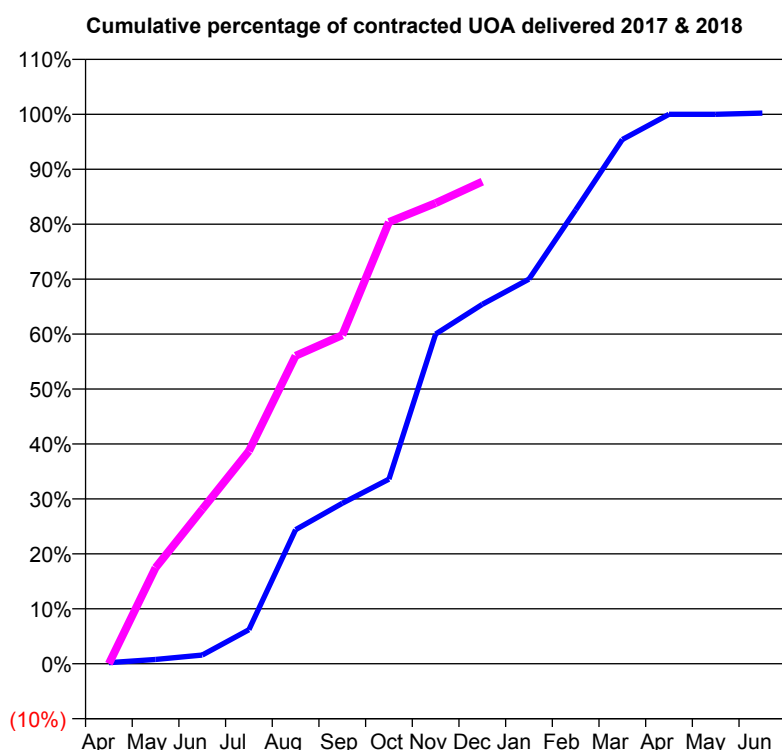
* Figures in italics indicate that the base number is less than 100.

Q45 - Vital Signs Orthodontic At a Glance Contract Report for 131091/0003 - December 2017

Name or company name	Roseberry Dental Practice
Contract type name	GDS Contract
Purpose of contract	General and Orthodontic
Contract start date	03/05/2015
Contract end date	

17/18 Contracted general activity (UDA)	14,584
Carry forward general activity (UDA)	-288
17/18 Contracted orthodontic activity (UOA)	612
Carry forward orthodontic activity (UOA)	0
Baseline contract value	£496,743.07

ACCESS	Contract	England and Wales
24 month ratio of assessments to patient IDs	1.04	1.09

ACTIVITY


Month	Adjusted Scheduled Activity (UOA)	
	2017	2018
April	1	0
May	4	107
June	8	172
July	31	237
August	122	343
September	146	366
October	168	492
November	300	513
December	327	537
January	350	
February	413	
March	477	
April	500	
May	500	
June	501	

QUALITY	Contract Quantity	Contract Base Number	Contract *	Region	England
% of all assessments that were assess and fit appliances (rolling 12 month period)	33	51	64.7%	56.4%	58.6%
% of all assessments that were assess and refuse (rolling 12 month period)	7	51	13.7%	11.2%	11.3%
% of all assessments that were assess and review (rolling 12 month period)	11	51	21.6%	32.4%	30.0%
% of terminated courses where treatment was abandoned or discontinued (rolling 12 month period)	3	9	33.3%	7.4%	7.4%
% of completed treatments indicating that PAR score was taken (year to date)	0	5	0.0%	60.0%	64.3%
Rate of removable appliances per 100 fixed appliances - proposed treatment (rolling 12 month period)	0	0	N/A	5.44	5.53
Rate of removable appliances per 100 fixed appliances - completed treatment (rolling 12 month period)	0	0	N/A	4.01	4.60
% of courses of treatment with removable appliances only - proposed treatment (rolling 12 month period)	0	33	0.0%	1.4%	1.9%
% of courses of treatment with removable appliances only - completed treatment (rolling 12 month period)	0	6	0.0%	0.9%	1.4%
% of patients satisfied with the treatment they have received (rolling 12 month period)	3	3	100.0%	95.8%	95.9%

* Figures in italics indicate that the base number is less than 100.

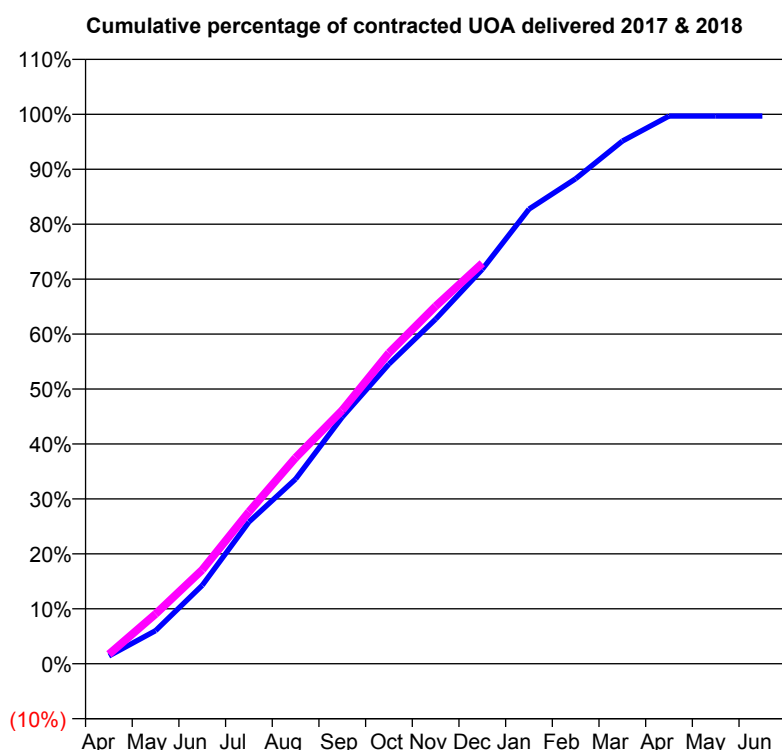
Q45 - Vital Signs Orthodontic At a Glance Contract Report for 148555/0001 - December 2017

Name or company name	Falchion Orthodontics Ltd
Contract type name	PDS Contract
Purpose of contract	Orthodontic
Contract start date	01/04/2009
Contract end date	31/03/2020

17/18 Contracted general activity (UDA)	0
Carry forward general activity (UDA)	0
17/18 Contracted orthodontic activity (UOA)	19,442
Carry forward orthodontic activity (UOA)	0
Baseline contract value	£1,310,267.74

ACCESS

	Contract	England and Wales
24 month ratio of assessments to patient IDs	1.19	1.09

ACTIVITY


Month	Adjusted Scheduled Activity (UOA)	
	2017	2018
April	274	338
May	1,173	1,760
June	2,776	3,323
July	5,019	5,374
August	6,536	7,293
September	8,732	8,973
October	10,603	11,000
November	12,193	12,650
December	13,957	14,170
January	16,086	
February	17,162	
March	18,493	
April	19,378	
May	19,378	
June	19,378	

QUALITY

	Contract Quantity	Contract Base Number	Contract *	Region	England
% of all assessments that were assess and fit appliances (rolling 12 month period)	887	2,171	40.9%	56.4%	58.6%
% of all assessments that were assess and refuse (rolling 12 month period)	192	2,171	8.8%	11.2%	11.3%
% of all assessments that were assess and review (rolling 12 month period)	1,092	2,171	50.3%	32.4%	30.0%
% of terminated courses where treatment was abandoned or discontinued (rolling 12 month period)	101	993	10.2%	7.4%	7.4%
% of completed treatments indicating that PAR score was taken (year to date)	326	647	50.4%	60.0%	64.3%
Rate of removable appliances per 100 fixed appliances - proposed treatment (rolling 12 month period)	43	1,732	2.48	5.44	5.53
Rate of removable appliances per 100 fixed appliances - completed treatment (rolling 12 month period)	19	1,739	1.09	4.01	4.60
% of courses of treatment with removable appliances only - proposed treatment (rolling 12 month period)	11	887	1.2%	1.4%	1.9%
% of courses of treatment with removable appliances only - completed treatment (rolling 12 month period)	12	892	1.3%	0.9%	1.4%
% of patients satisfied with the treatment they have received (rolling 12 month period)	25	26	96.2%	95.8%	95.9%

* Figures in italics indicate that the base number is less than 100.

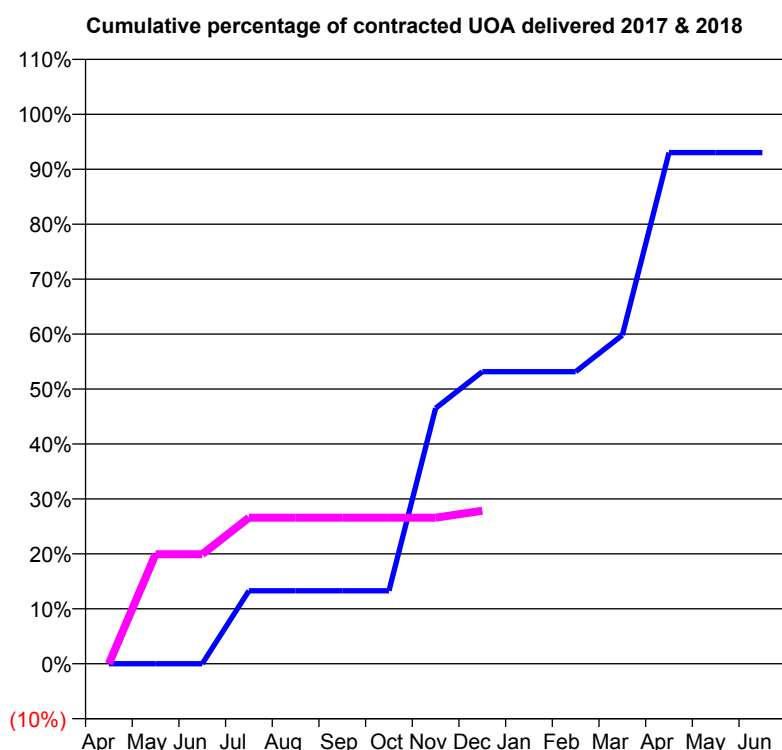
Q45 - Vital Signs Orthodontic At a Glance Contract Report for 210129/0001 - December 2017

Name or company name	Mr B Johnson and Ms F Beaty
Contract type name	GDS Contract
Purpose of contract	General and Orthodontic
Contract start date	01/04/2006
Contract end date	

17/18 Contracted general activity (UDA)	32,845
Carry forward general activity (UDA)	-657
17/18 Contracted orthodontic activity (UOA)	316
Carry forward orthodontic activity (UOA)	0
Baseline contract value	£1,061,484.45

ACCESS

	Contract	England and Wales
24 month ratio of assessments to patient IDs	1.00	1.09

ACTIVITY


Month	Adjusted Scheduled Activity (UOA)	
	2017	2018
April	0	0
May	0	63
June	0	63
July	42	84
August	42	84
September	42	84
October	42	84
November	147	84
December	168	88
January	168	
February	168	
March	189	
April	294	
May	294	
June	294	

QUALITY

	Contract Quantity	Contract Base Number	Contract *	Region	England
% of all assessments that were assess and fit appliances (rolling 12 month period)	11	11	100.0%	56.4%	58.6%
% of all assessments that were assess and refuse (rolling 12 month period)	0	11	0.0%	11.2%	11.3%
% of all assessments that were assess and review (rolling 12 month period)	0	11	0.0%	32.4%	30.0%
% of terminated courses where treatment was abandoned or discontinued (rolling 12 month period)	1	11	9.1%	7.4%	7.4%
% of completed treatments indicating that PAR score was taken (year to date)	6	6	100.0%	60.0%	64.3%
Rate of removable appliances per 100 fixed appliances - proposed treatment (rolling 12 month period)	0	19	0.00	5.44	5.53
Rate of removable appliances per 100 fixed appliances - completed treatment (rolling 12 month period)	0	17	0.00	4.01	4.60
% of courses of treatment with removable appliances only - proposed treatment (rolling 12 month period)	0	11	0.0%	1.4%	1.9%
% of courses of treatment with removable appliances only - completed treatment (rolling 12 month period)	0	10	0.0%	0.9%	1.4%
% of patients satisfied with the treatment they have received (rolling 12 month period)	0	0	N/A	95.8%	95.9%

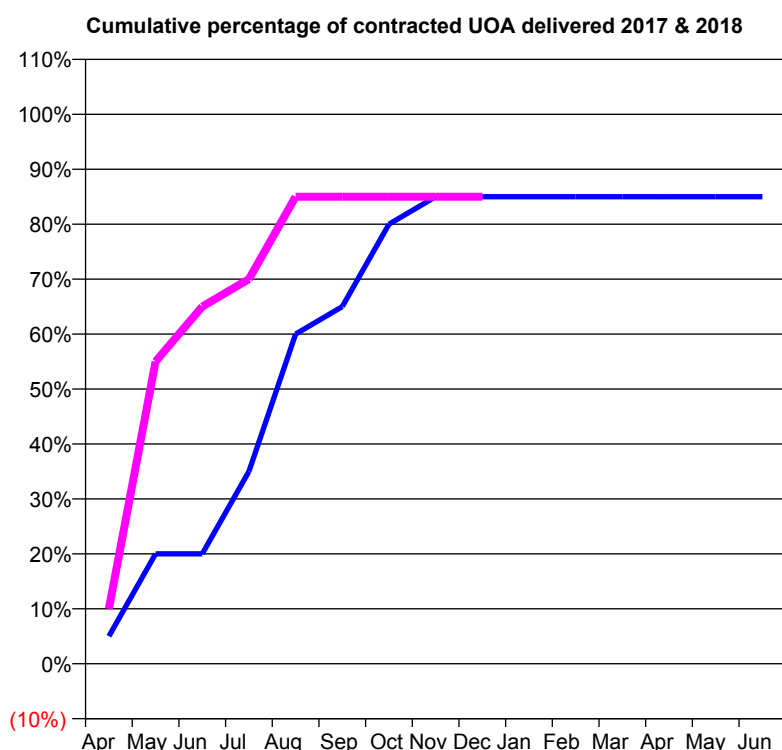
* Figures in italics indicate that the base number is less than 100.

Q45 - Vital Signs Orthodontic At a Glance Contract Report for 224340/0001 - December 2017

Name or company name	MR T PUTTICK
Contract type name	GDS Contract
Purpose of contract	General and Orthodontic
Contract start date	01/04/2006
Contract end date	

17/18 Contracted general activity (UDA)	7,034
Carry forward general activity (UDA)	-221
17/18 Contracted orthodontic activity (UOA)	420
Carry forward orthodontic activity (UOA)	0
Baseline contract value	£241,396.31

ACCESS	Contract	England and Wales
24 month ratio of assessments to patient IDs	1.00	1.09

ACTIVITY


Month	Adjusted Scheduled Activity (UOA)	
	2017	2018
April	21	42
May	84	231
June	84	273
July	147	294
August	252	357
September	273	357
October	336	357
November	357	357
December	357	357
January	357	
February	357	
March	357	
April	357	
May	357	
June	357	

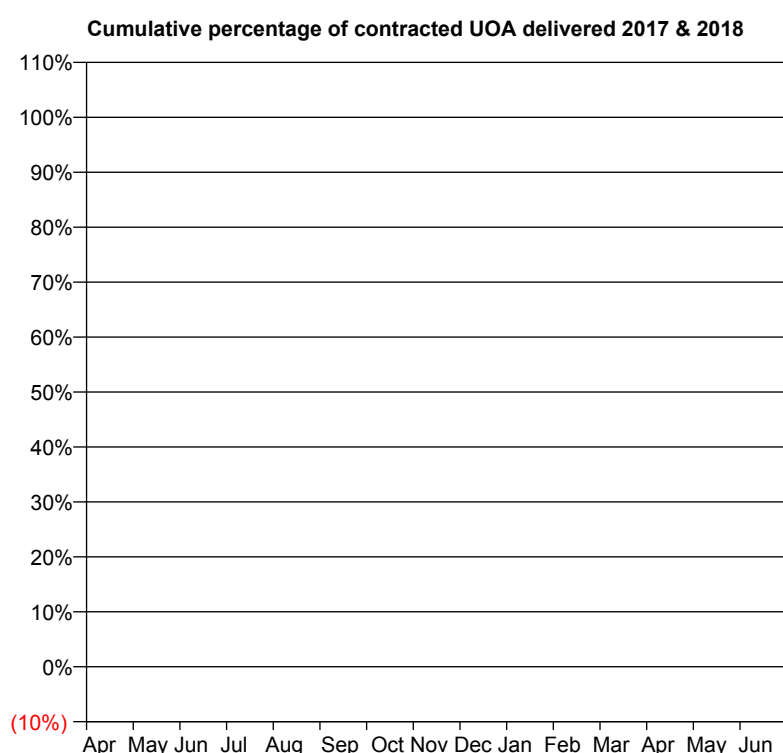
QUALITY	Contract Quantity	Contract Base Number	Contract *	Region	England
% of all assessments that were assess and fit appliances (rolling 12 month period)	17	17	100.0%	56.4%	58.6%
% of all assessments that were assess and refuse (rolling 12 month period)	0	17	0.0%	11.2%	11.3%
% of all assessments that were assess and review (rolling 12 month period)	0	17	0.0%	32.4%	30.0%
% of terminated courses where treatment was abandoned or discontinued (rolling 12 month period)	0	27	0.0%	7.4%	7.4%
% of completed treatments indicating that PAR score was taken (year to date)	23	23	100.0%	60.0%	64.3%
Rate of removable appliances per 100 fixed appliances - proposed treatment (rolling 12 month period)	0	29	0.00	5.44	5.53
Rate of removable appliances per 100 fixed appliances - completed treatment (rolling 12 month period)	0	52	0.00	4.01	4.60
% of courses of treatment with removable appliances only - proposed treatment (rolling 12 month period)	0	17	0.0%	1.4%	1.9%
% of courses of treatment with removable appliances only - completed treatment (rolling 12 month period)	0	27	0.0%	0.9%	1.4%
% of patients satisfied with the treatment they have received (rolling 12 month period)	1	1	100.0%	95.8%	95.9%

* Figures in italics indicate that the base number is less than 100.

Q45 - Vital Signs Orthodontic At a Glance Contract Report for 326445/0001 - December 2017

Name or company name	MRS M PUTTICK	17/18 Contracted general activity (UDA)	4,030
Contract type name	GDS Contract	Carry forward general activity (UDA)	0
Purpose of contract	General	17/18 Contracted orthodontic activity (UOA)	0
Contract start date	01/04/2006	Carry forward orthodontic activity (UOA)	0
Contract end date		Baseline contract value	£123,023.44

ACCESS	Contract	England and Wales
24 month ratio of assessments to patient IDs	1.00	1.09

ACTIVITY


Month	Adjusted Scheduled Activity (UOA)	
	2017	2018
April	21	0
May	21	21
June	42	63
July	42	63
August	63	63
September	63	63
October	63	63
November	63	63
December	63	63
January	63	63
February	63	63
March	63	63
April	63	63
May	63	63
June	63	63

QUALITY

	Contract Quantity	Contract Base Number	Contract *	Region	England
% of all assessments that were assess and fit appliances (rolling 12 month period)	3	3	100.0%	56.4%	58.6%
% of all assessments that were assess and refuse (rolling 12 month period)	0	3	0.0%	11.2%	11.3%
% of all assessments that were assess and review (rolling 12 month period)	0	3	0.0%	32.4%	30.0%
% of terminated courses where treatment was abandoned or discontinued (rolling 12 month period)	0	2	0.0%	7.4%	7.4%
% of completed treatments indicating that PAR score was taken (year to date)	2	2	100.0%	60.0%	64.3%
Rate of removable appliances per 100 fixed appliances - proposed treatment (rolling 12 month period)	0	6	0.00	5.44	5.53
Rate of removable appliances per 100 fixed appliances - completed treatment (rolling 12 month period)	0	4	0.00	4.01	4.60
% of courses of treatment with removable appliances only - proposed treatment (rolling 12 month period)	0	3	0.0%	1.4%	1.9%
% of courses of treatment with removable appliances only - completed treatment (rolling 12 month period)	0	2	0.0%	0.9%	1.4%
% of patients satisfied with the treatment they have received (rolling 12 month period)	0	0	N/A	95.8%	95.9%

* Figures in italics indicate that the base number is less than 100.

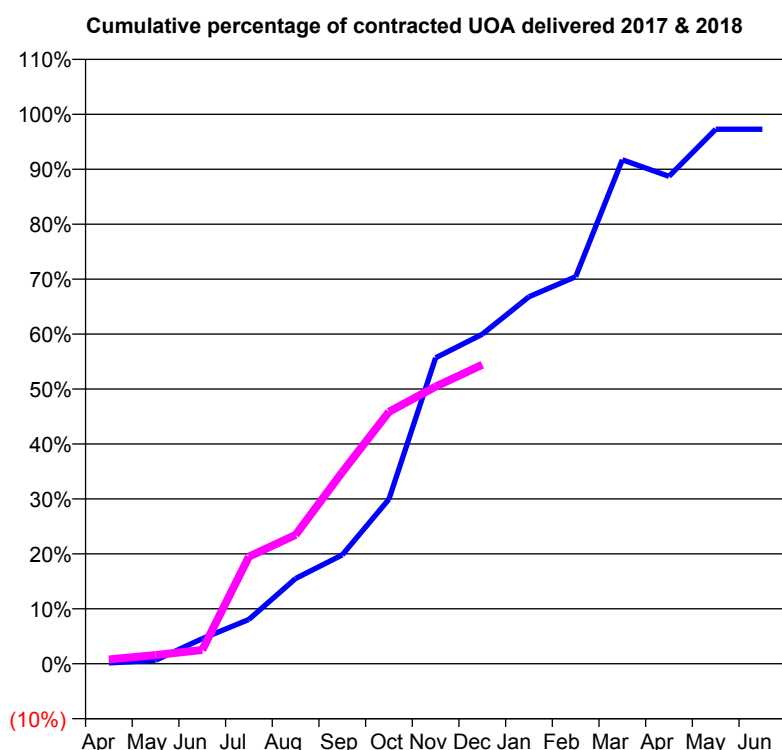
Q45 - Vital Signs Orthodontic At a Glance Contract Report for 328146/0001 - December 2017

Name or company name	MR ND SMITH
Contract type name	GDS Contract
Purpose of contract	General and Orthodontic
Contract start date	01/04/2006
Contract end date	

17/18 Contracted general activity (UDA)	33,811
Carry forward general activity (UDA)	-193
17/18 Contracted orthodontic activity (UOA)	630
Carry forward orthodontic activity (UOA)	17
Baseline contract value	£853,251.60

ACCESS

	Contract	England and Wales
24 month ratio of assessments to patient IDs	1.11	1.09

ACTIVITY


Month	Adjusted Scheduled Activity (UOA)	
	2017	2018
April	1	5
May	4	10
June	29	16
July	51	123
August	98	148
September	125	220
October	189	289
November	351	318
December	378	343
January	421	
February	444	
March	578	
April	559	
May	613	
June	613	

QUALITY

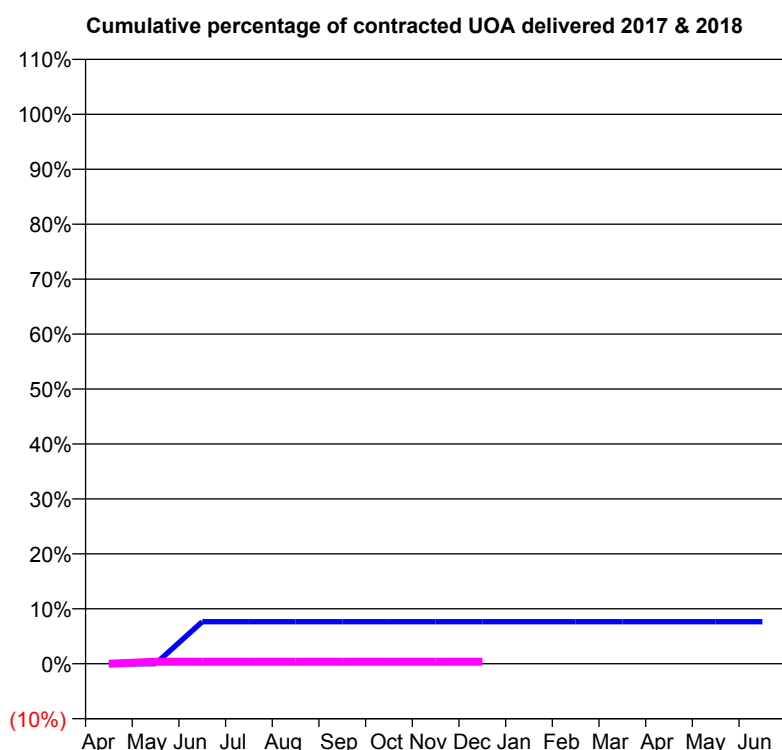
	Contract Quantity	Contract Base Number	Contract *	Region	England
% of all assessments that were assess and fit appliances (rolling 12 month period)	29	76	38.2%	56.4%	58.6%
% of all assessments that were assess and refuse (rolling 12 month period)	23	76	30.3%	11.2%	11.3%
% of all assessments that were assess and review (rolling 12 month period)	24	76	31.6%	32.4%	30.0%
% of terminated courses where treatment was abandoned or discontinued (rolling 12 month period)	0	11	0.0%	7.4%	7.4%
% of completed treatments indicating that PAR score was taken (year to date)	4	8	50.0%	60.0%	64.3%
Rate of removable appliances per 100 fixed appliances - proposed treatment (rolling 12 month period)	1	41	2.44	5.44	5.53
Rate of removable appliances per 100 fixed appliances - completed treatment (rolling 12 month period)	0	19	0.00	4.01	4.60
% of courses of treatment with removable appliances only - proposed treatment (rolling 12 month period)	1	29	3.4%	1.4%	1.9%
% of courses of treatment with removable appliances only - completed treatment (rolling 12 month period)	0	11	0.0%	0.9%	1.4%
% of patients satisfied with the treatment they have received (rolling 12 month period)	0	0	N/A	95.8%	95.9%

* Figures in italics indicate that the base number is less than 100.

Q45 - Vital Signs Orthodontic At a Glance Contract Report for 572926/0001 - December 2017

Name or company name	Avante Dental Care Partnership	17/18 Contracted general activity (UDA)	27,440
Contract type name	GDS Contract	Carry forward general activity (UDA)	0
Purpose of contract	General and Orthodontic	17/18 Contracted orthodontic activity (UOA)	274
Contract start date	01/04/2006	Carry forward orthodontic activity (UOA)	0
Contract end date		Baseline contract value	£674,104.22

ACCESS	Contract	England and Wales
24 month ratio of assessments to patient IDs	1.29	1.09

ACTIVITY


Month	Adjusted Scheduled Activity (UOA)	
	2017	2018
April	0	0
May	0	1
June	21	1
July	21	1
August	21	1
September	21	1
October	21	1
November	21	1
December	21	1
January	21	
February	21	
March	21	
April	21	
May	21	
June	21	

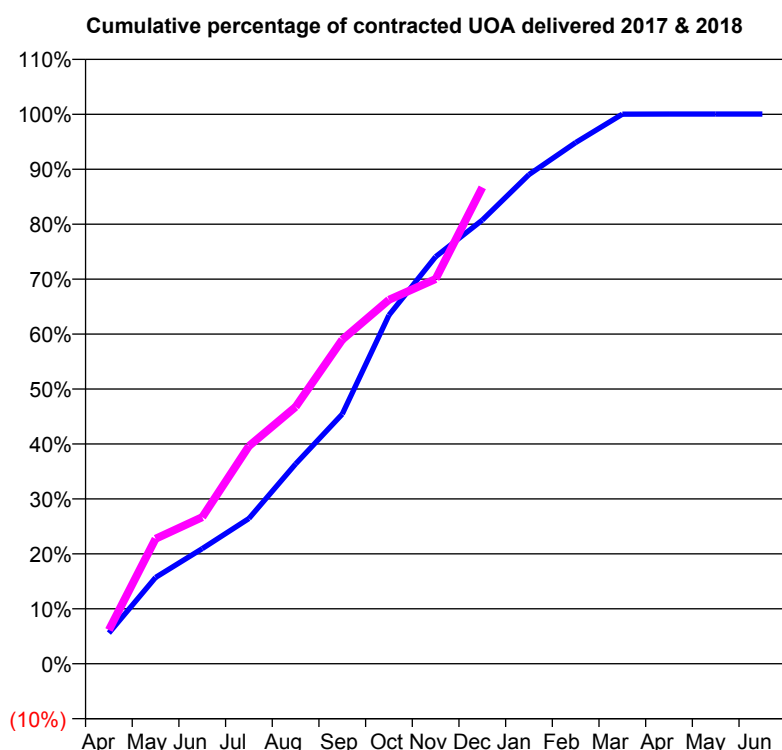
QUALITY	Contract Quantity	Contract Base Number	Contract *	Region	England
% of all assessments that were assess and fit appliances (rolling 12 month period)	1	2	50.0%	56.4%	58.6%
% of all assessments that were assess and refuse (rolling 12 month period)	0	2	0.0%	11.2%	11.3%
% of all assessments that were assess and review (rolling 12 month period)	1	2	50.0%	32.4%	30.0%
% of terminated courses where treatment was abandoned or discontinued (rolling 12 month period)	0	2	0.0%	7.4%	7.4%
% of completed treatments indicating that PAR score was taken (year to date)	2	2	100.0%	60.0%	64.3%
Rate of removable appliances per 100 fixed appliances - proposed treatment (rolling 12 month period)	0	2	0.00	5.44	5.53
Rate of removable appliances per 100 fixed appliances - completed treatment (rolling 12 month period)	0	0	N/A	4.01	4.60
% of courses of treatment with removable appliances only - proposed treatment (rolling 12 month period)	0	1	0.0%	1.4%	1.9%
% of courses of treatment with removable appliances only - completed treatment (rolling 12 month period)	0	2	0.0%	0.9%	1.4%
% of patients satisfied with the treatment they have received (rolling 12 month period)	0	0	N/A	95.8%	95.9%

* Figures in italics indicate that the base number is less than 100.

Q45 - Vital Signs Orthodontic At a Glance Contract Report for 650676/0003 - December 2017

Name or company name	MR PA AVERLEY	17/18 Contracted general activity (UDA)	0
Contract type name	PDS Contract	Carry forward general activity (UDA)	0
Purpose of contract	Orthodontic	17/18 Contracted orthodontic activity (UOA)	10,703
Contract start date	01/01/2009	Carry forward orthodontic activity (UOA)	0
Contract end date	31/03/2018	Baseline contract value	£618,188.67

ACCESS	Contract	England and Wales
24 month ratio of assessments to patient IDs	1.02	1.09

ACTIVITY


Month	Adjusted Scheduled Activity (UOA)	
	2017	2018
April	599	658
May	1,682	2,436
June	2,242	2,857
July	2,830	4,241
August	3,893	5,004
September	4,864	6,312
October	6,790	7,090
November	7,927	7,494
December	8,642	9,280
January	9,529	
February	10,151	
March	10,704	
April	10,707	
May	10,707	
June	10,707	

QUALITY

	Contract Quantity	Contract Base Number	Contract *	Region	England
% of all assessments that were assess and fit appliances (rolling 12 month period)	556	648	85.8%	56.4%	58.6%
% of all assessments that were assess and refuse (rolling 12 month period)	44	648	6.8%	11.2%	11.3%
% of all assessments that were assess and review (rolling 12 month period)	48	648	7.4%	32.4%	30.0%
% of terminated courses where treatment was abandoned or discontinued (rolling 12 month period)	21	641	3.3%	7.4%	7.4%
% of completed treatments indicating that PAR score was taken (year to date)	471	503	93.6%	60.0%	64.3%
Rate of removable appliances per 100 fixed appliances - proposed treatment (rolling 12 month period)	10	1,084	0.92	5.44	5.53
Rate of removable appliances per 100 fixed appliances - completed treatment (rolling 12 month period)	25	1,195	2.09	4.01	4.60
% of courses of treatment with removable appliances only - proposed treatment (rolling 12 month period)	5	556	0.9%	1.4%	1.9%
% of courses of treatment with removable appliances only - completed treatment (rolling 12 month period)	6	620	1.0%	0.9%	1.4%
% of patients satisfied with the treatment they have received (rolling 12 month period)	18	18	100.0%	95.8%	95.9%

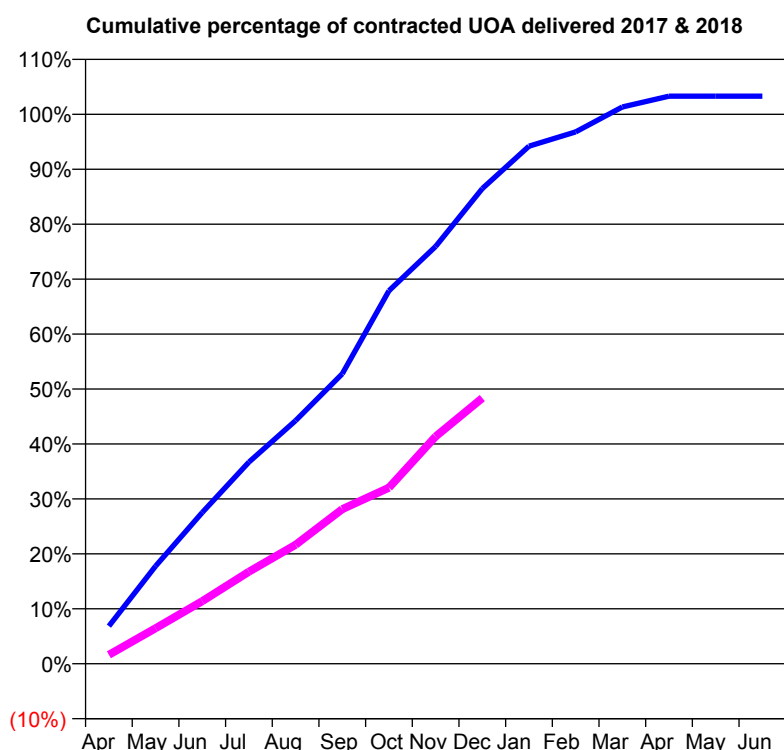
* Figures in italics indicate that the base number is less than 100.

Q45 - Vital Signs Orthodontic At a Glance Contract Report for 725544/0001 - December 2017

Name or company name	MR MG STEDMAN
Contract type name	PDS Contract
Purpose of contract	Orthodontic
Contract start date	01/04/2006
Contract end date	31/03/2019

17/18 Contracted general activity (UDA)	0
Carry forward general activity (UDA)	0
17/18 Contracted orthodontic activity (UOA)	17,367
Carry forward orthodontic activity (UOA)	0
Baseline contract value	£1,175,120.71

ACCESS	Contract	England and Wales
24 month ratio of assessments to patient IDs	1.07	1.09

ACTIVITY


Month	Adjusted Scheduled Activity (UOA)	
	2017	2018
April	1,191	285
May	3,089	1,124
June	4,783	1,977
July	6,373	2,908
August	7,685	3,761
September	9,166	4,887
October	11,789	5,567
November	13,189	7,184
December	15,019	8,397
January	16,359	
February	16,809	
March	17,598	
April	17,940	
May	17,940	
June	17,940	

QUALITY	Contract Quantity	Contract Base Number	Contract *	Region	England
% of all assessments that were assess and fit appliances (rolling 12 month period)	511	1,290	39.6%	56.4%	58.6%
% of all assessments that were assess and refuse (rolling 12 month period)	92	1,290	7.1%	11.2%	11.3%
% of all assessments that were assess and review (rolling 12 month period)	687	1,290	53.3%	32.4%	30.0%
% of terminated courses where treatment was abandoned or discontinued (rolling 12 month period)	57	861	6.6%	7.4%	7.4%
% of completed treatments indicating that PAR score was taken (year to date)	183	619	29.6%	60.0%	64.3%
Rate of removable appliances per 100 fixed appliances - proposed treatment (rolling 12 month period)	23	983	2.34	5.44	5.53
Rate of removable appliances per 100 fixed appliances - completed treatment (rolling 12 month period)	21	1,584	1.33	4.01	4.60
% of courses of treatment with removable appliances only - proposed treatment (rolling 12 month period)	6	511	1.2%	1.4%	1.9%
% of courses of treatment with removable appliances only - completed treatment (rolling 12 month period)	3	804	0.4%	0.9%	1.4%
% of patients satisfied with the treatment they have received (rolling 12 month period)	17	20	85.0%	95.8%	95.9%

* Figures in italics indicate that the base number is less than 100.

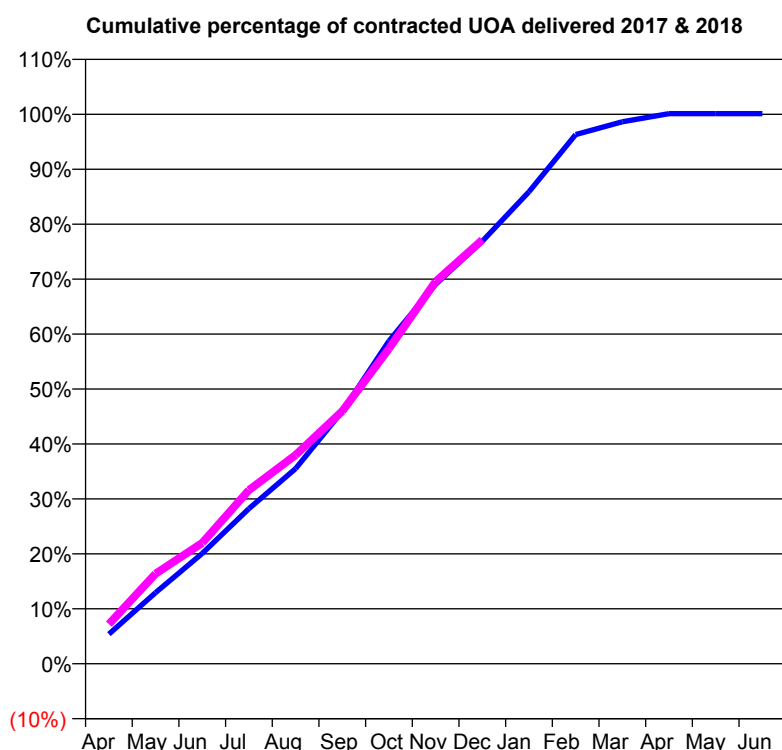
Q45 - Vital Signs Orthodontic At a Glance Contract Report for 736953/0003 - December 2017

Name or company name	MR NA FOX
Contract type name	PDS Contract
Purpose of contract	Orthodontic
Contract start date	01/04/2009
Contract end date	31/03/2018

17/18 Contracted general activity (UDA)	0
Carry forward general activity (UDA)	0
17/18 Contracted orthodontic activity (UOA)	10,533
Carry forward orthodontic activity (UOA)	0
Baseline contract value	£630,804.75

ACCESS	Contract	England and Wales
--------	----------	-------------------

24 month ratio of assessments to patient IDs	1.20	1.09
--	------	------

ACTIVITY


Month	Adjusted Scheduled Activity (UOA)	
	2017	2018
April	569	760
May	1,363	1,726
June	2,116	2,318
July	2,974	3,330
August	3,741	4,002
September	4,840	4,842
October	6,187	6,041
November	7,274	7,326
December	8,098	8,124
January	9,047	
February	10,143	
March	10,388	
April	10,546	
May	10,546	
June	10,546	

QUALITY	Contract Quantity	Contract Base Number	Contract *	Region	England
---------	-------------------	----------------------	------------	--------	---------

% of all assessments that were assess and fit appliances (rolling 12 month period)	499	674	74.0%	56.4%	58.6%
% of all assessments that were assess and refuse (rolling 12 month period)	45	674	6.7%	11.2%	11.3%
% of all assessments that were assess and review (rolling 12 month period)	130	674	19.3%	32.4%	30.0%
% of terminated courses where treatment was abandoned or discontinued (rolling 12 month period)	76	537	14.2%	7.4%	7.4%
% of completed treatments indicating that PAR score was taken (year to date)	361	364	99.2%	60.0%	64.3%
Rate of removable appliances per 100 fixed appliances - proposed treatment (rolling 12 month period)	37	899	4.12	5.44	5.53
Rate of removable appliances per 100 fixed appliances - completed treatment (rolling 12 month period)	40	865	4.62	4.01	4.60
% of courses of treatment with removable appliances only - proposed treatment (rolling 12 month period)	2	499	0.4%	1.4%	1.9%
% of courses of treatment with removable appliances only - completed treatment (rolling 12 month period)	0	461	0.0%	0.9%	1.4%
% of patients satisfied with the treatment they have received (rolling 12 month period)	11	12	91.7%	95.8%	95.9%

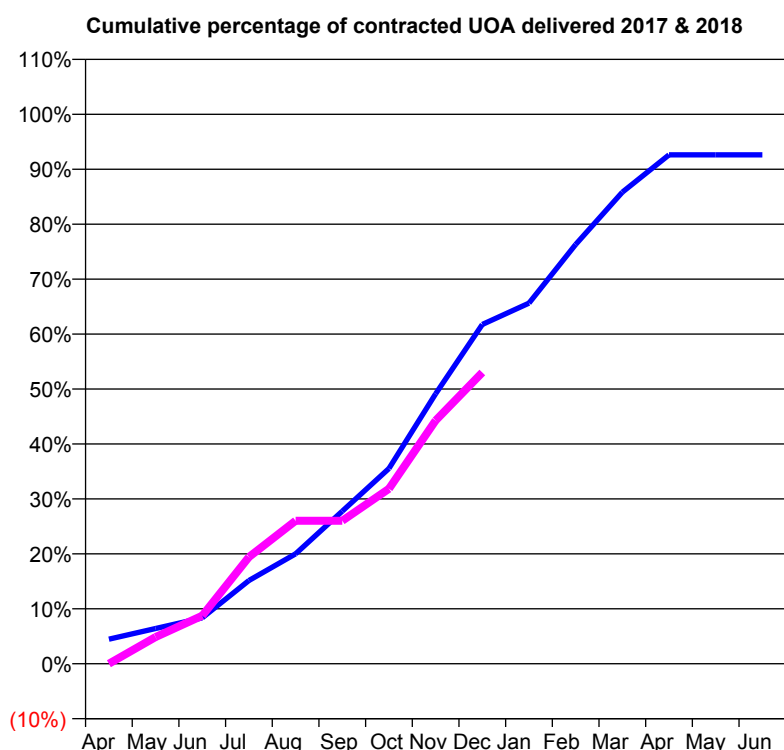
* Figures in italics indicate that the base number is less than 100.

Q45 - Vital Signs Orthodontic At a Glance Contract Report for 739170/0001 - December 2017

Name or company name	MR RS ELSTON
Contract type name	GDS Contract
Purpose of contract	General and Orthodontic
Contract start date	01/04/2006
Contract end date	

17/18 Contracted general activity (UDA)	13,622
Carry forward general activity (UDA)	0
17/18 Contracted orthodontic activity (UOA)	103
Carry forward orthodontic activity (UOA)	0
Baseline contract value	£322,101.45

ACCESS	Contract	England and Wales
24 month ratio of assessments to patient IDs	1.39	1.09

ACTIVITY


Month	Adjusted Scheduled Activity (UOA)	
	2017	2018
April	5	0
May	7	5
June	9	9
July	16	20
August	21	27
September	29	27
October	37	33
November	51	46
December	64	55
January	68	
February	79	
March	88	
April	95	
May	95	
June	95	

QUALITY	Contract Quantity	Contract Base Number	Contract *	Region	England
% of all assessments that were assess and fit appliances (rolling 12 month period)	2	87	2.3%	56.4%	58.6%
% of all assessments that were assess and refuse (rolling 12 month period)	0	87	0.0%	11.2%	11.3%
% of all assessments that were assess and review (rolling 12 month period)	85	87	97.7%	32.4%	30.0%
% of terminated courses where treatment was abandoned or discontinued (rolling 12 month period)	0	0	N/A	7.4%	7.4%
% of completed treatments indicating that PAR score was taken (year to date)	0	0	N/A	60.0%	64.3%
Rate of removable appliances per 100 fixed appliances - proposed treatment (rolling 12 month period)	0	0	N/A	5.44	5.53
Rate of removable appliances per 100 fixed appliances - completed treatment (rolling 12 month period)	0	0	N/A	4.01	4.60
% of courses of treatment with removable appliances only - proposed treatment (rolling 12 month period)	0	2	0.0%	1.4%	1.9%
% of courses of treatment with removable appliances only - completed treatment (rolling 12 month period)	0	0	N/A	0.9%	1.4%
% of patients satisfied with the treatment they have received (rolling 12 month period)	0	0	N/A	95.8%	95.9%

* Figures in italics indicate that the base number is less than 100.

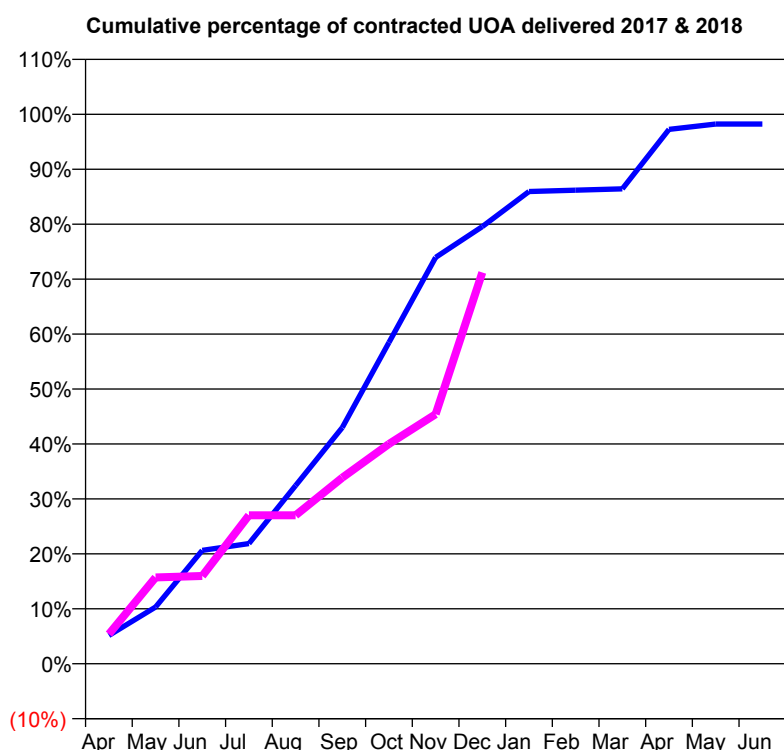
Q45 - Vital Signs Orthodontic At a Glance Contract Report for 832472/0001 - December 2017

Name or company name	MR AR FLETCHER
Contract type name	GDS Contract
Purpose of contract	General and Orthodontic
Contract start date	01/04/2006
Contract end date	

17/18 Contracted general activity (UDA)	25,408
Carry forward general activity (UDA)	973
17/18 Contracted orthodontic activity (UOA)	407
Carry forward orthodontic activity (UOA)	0
Baseline contract value	£641,744.57

ACCESS	Contract	England and Wales
--------	----------	-------------------

24 month ratio of assessments to patient IDs	1.00	1.09
--	------	------

ACTIVITY


Month	Adjusted Scheduled Activity (UOA)	
	2017	2018
April	21	22
May	42	64
June	84	65
July	89	110
August	132	110
September	175	138
October	238	163
November	301	185
December	324	290
January	350	
February	351	
March	352	
April	396	
May	400	
June	400	

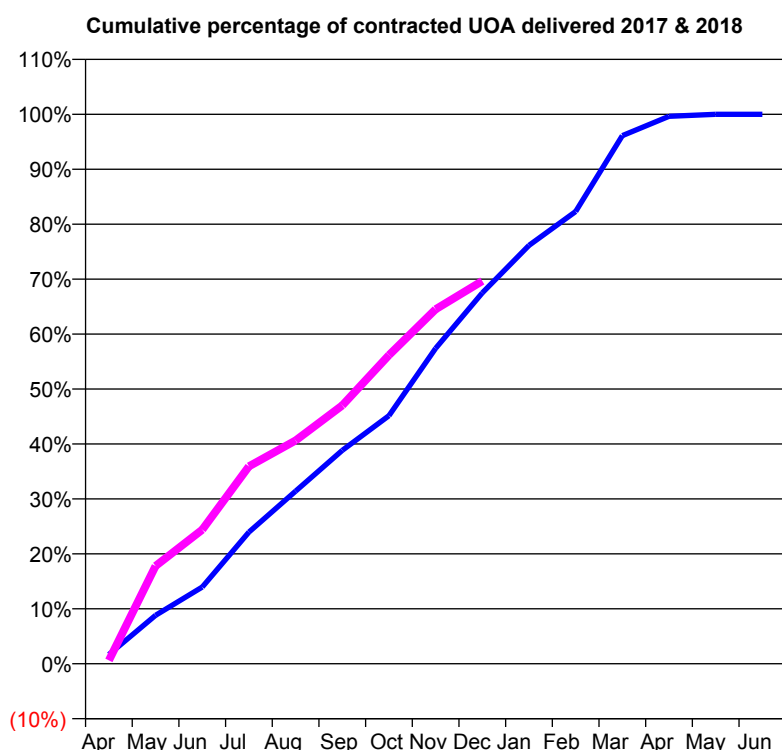
QUALITY	Contract Quantity	Contract Base Number	Contract *	Region	England
% of all assessments that were assess and fit appliances (rolling 12 month period)	18	40	45.0%	56.4%	58.6%
% of all assessments that were assess and refuse (rolling 12 month period)	2	40	5.0%	11.2%	11.3%
% of all assessments that were assess and review (rolling 12 month period)	20	40	50.0%	32.4%	30.0%
% of terminated courses where treatment was abandoned or discontinued (rolling 12 month period)	3	10	30.0%	7.4%	7.4%
% of completed treatments indicating that PAR score was taken (year to date)	4	4	100.0%	60.0%	64.3%
Rate of removable appliances per 100 fixed appliances - proposed treatment (rolling 12 month period)	3	30	10.00	5.44	5.53
Rate of removable appliances per 100 fixed appliances - completed treatment (rolling 12 month period)	1	14	7.14	4.01	4.60
% of courses of treatment with removable appliances only - proposed treatment (rolling 12 month period)	1	18	5.6%	1.4%	1.9%
% of courses of treatment with removable appliances only - completed treatment (rolling 12 month period)	0	7	0.0%	0.9%	1.4%
% of patients satisfied with the treatment they have received (rolling 12 month period)	0	0	N/A	95.8%	95.9%

* Figures in italics indicate that the base number is less than 100.

Q45 - Vital Signs Orthodontic At a Glance Contract Report for 839728/0002 - December 2017

Name or company name	MR NJ HUNTLEY	17/18 Contracted general activity (UDA)	0
Contract type name	PDS Contract	Carry forward general activity (UDA)	0
Purpose of contract	Orthodontic	17/18 Contracted orthodontic activity (UOA)	18,337
Contract start date	01/06/2011	Carry forward orthodontic activity (UOA)	0
Contract end date	31/03/2019	Baseline contract value	£1,237,599.09

ACCESS	Contract	England and Wales
24 month ratio of assessments to patient IDs	1.08	1.09

ACTIVITY


Month	Adjusted Scheduled Activity (UOA)	
	2017	2018
April	308	114
May	1,618	3,264
June	2,560	4,475
July	4,396	6,590
August	5,762	7,453
September	7,120	8,623
October	8,277	10,298
November	10,525	11,831
December	12,375	12,774
January	13,960	
February	15,093	
March	17,622	
April	18,269	
May	18,337	
June	18,337	

QUALITY

	Contract Quantity	Contract Base Number	Contract *	Region	England
% of all assessments that were assess and fit appliances (rolling 12 month period)	861	1,661	51.8%	56.4%	58.6%
% of all assessments that were assess and refuse (rolling 12 month period)	186	1,661	11.2%	11.2%	11.3%
% of all assessments that were assess and review (rolling 12 month period)	614	1,661	37.0%	32.4%	30.0%
% of terminated courses where treatment was abandoned or discontinued (rolling 12 month period)	127	970	13.1%	7.4%	7.4%
% of completed treatments indicating that PAR score was taken (year to date)	176	594	29.6%	60.0%	64.3%
Rate of removable appliances per 100 fixed appliances - proposed treatment (rolling 12 month period)	38	1,678	2.26	5.44	5.53
Rate of removable appliances per 100 fixed appliances - completed treatment (rolling 12 month period)	18	1,645	1.09	4.01	4.60
% of courses of treatment with removable appliances only - proposed treatment (rolling 12 month period)	9	861	1.0%	1.4%	1.9%
% of courses of treatment with removable appliances only - completed treatment (rolling 12 month period)	11	843	1.3%	0.9%	1.4%
% of patients satisfied with the treatment they have received (rolling 12 month period)	25	27	92.6%	95.8%	95.9%

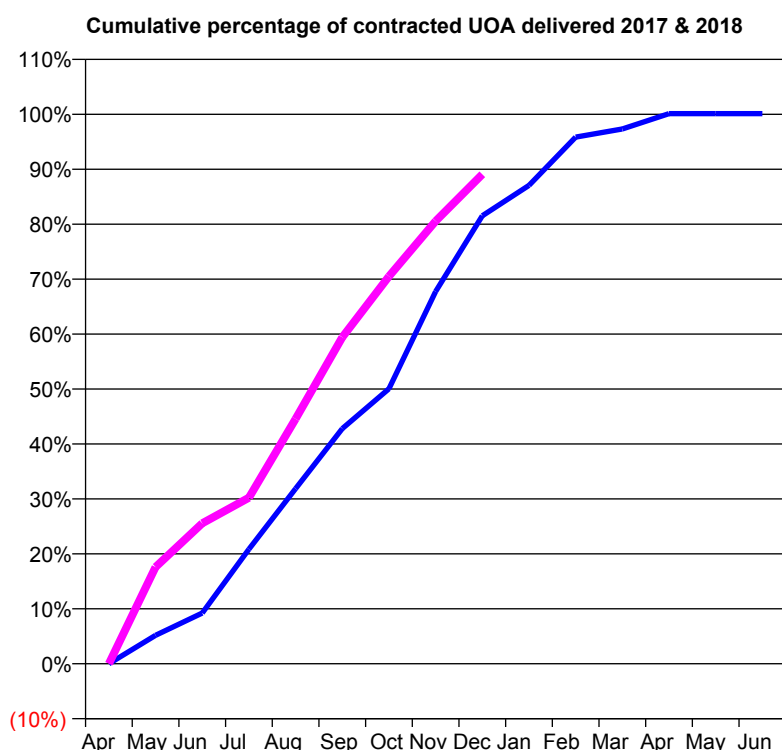
* Figures in italics indicate that the base number is less than 100.

Q45 - Vital Signs Orthodontic At a Glance Contract Report for 839728/0003 - December 2017

Name or company name	MR NJ HUNTLEY
Contract type name	PDS Contract
Purpose of contract	Orthodontic
Contract start date	01/06/2011
Contract end date	31/03/2019

17/18 Contracted general activity (UDA)	0
Carry forward general activity (UDA)	0
17/18 Contracted orthodontic activity (UOA)	6,959
Carry forward orthodontic activity (UOA)	0
Baseline contract value	£424,947.53

ACCESS	Contract	England and Wales
24 month ratio of assessments to patient IDs	1.02	1.09

ACTIVITY


Month	Adjusted Scheduled Activity (UOA)	
	2017	2018
April	0	0
May	360	1,225
June	642	1,779
July	1,452	2,104
August	2,218	3,102
September	2,978	4,135
October	3,483	4,907
November	4,714	5,606
December	5,674	6,199
January	6,058	
February	6,669	
March	6,773	
April	6,967	
May	6,967	
June	6,967	

QUALITY	Contract Quantity	Contract Base Number	Contract *	Region	England
% of all assessments that were assess and fit appliances (rolling 12 month period)	349	597	58.5%	56.4%	58.6%
% of all assessments that were assess and refuse (rolling 12 month period)	58	597	9.7%	11.2%	11.3%
% of all assessments that were assess and review (rolling 12 month period)	190	597	31.8%	32.4%	30.0%
% of terminated courses where treatment was abandoned or discontinued (rolling 12 month period)	68	353	19.3%	7.4%	7.4%
% of completed treatments indicating that PAR score was taken (year to date)	0	203	0.0%	60.0%	64.3%
Rate of removable appliances per 100 fixed appliances - proposed treatment (rolling 12 month period)	9	686	1.31	5.44	5.53
Rate of removable appliances per 100 fixed appliances - completed treatment (rolling 12 month period)	5	554	0.90	4.01	4.60
% of courses of treatment with removable appliances only - proposed treatment (rolling 12 month period)	4	349	1.1%	1.4%	1.9%
% of courses of treatment with removable appliances only - completed treatment (rolling 12 month period)	3	285	1.1%	0.9%	1.4%
% of patients satisfied with the treatment they have received (rolling 12 month period)	16	16	100.0%	95.8%	95.9%

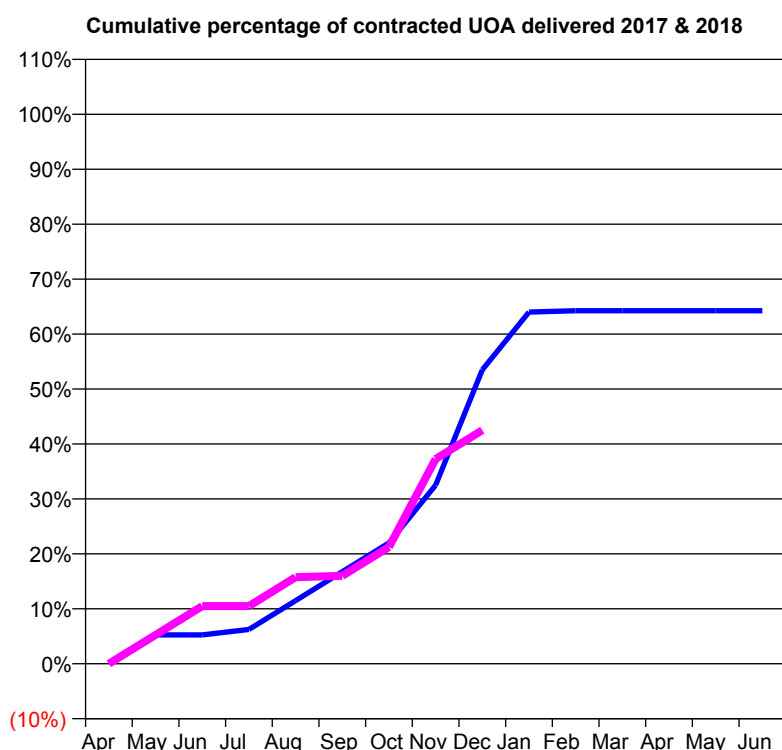
* Figures in italics indicate that the base number is less than 100.

Q45 - Vital Signs Orthodontic At a Glance Contract Report for 919047/0001 - December 2017

Name or company name	MR TR LEWIS
Contract type name	GDS Contract
Purpose of contract	General and Orthodontic
Contract start date	01/04/2006
Contract end date	

17/18 Contracted general activity (UDA)	4,075
Carry forward general activity (UDA)	0
17/18 Contracted orthodontic activity (UOA)	400
Carry forward orthodontic activity (UOA)	0
Baseline contract value	£97,001.91

ACCESS	Contract	England and Wales
24 month ratio of assessments to patient IDs	1.00	1.09

ACTIVITY


Month	Adjusted Scheduled Activity (UOA)	
	2017	2018
April	0	0
May	21	21
June	21	42
July	25	42
August	46	63
September	67	64
October	88	85
November	130	149
December	214	170
January	256	
February	257	
March	257	
April	257	
May	257	
June	257	

QUALITY	Contract Quantity	Contract Base Number	Contract *	Region	England
% of all assessments that were assess and fit appliances (rolling 12 month period)	10	13	76.9%	56.4%	58.6%
% of all assessments that were assess and refuse (rolling 12 month period)	3	13	23.1%	11.2%	11.3%
% of all assessments that were assess and review (rolling 12 month period)	0	13	0.0%	32.4%	30.0%
% of terminated courses where treatment was abandoned or discontinued (rolling 12 month period)	2	13	15.4%	7.4%	7.4%
% of completed treatments indicating that PAR score was taken (year to date)	5	6	83.3%	60.0%	64.3%
Rate of removable appliances per 100 fixed appliances - proposed treatment (rolling 12 month period)	0	19	0.00	5.44	5.53
Rate of removable appliances per 100 fixed appliances - completed treatment (rolling 12 month period)	1	19	5.26	4.01	4.60
% of courses of treatment with removable appliances only - proposed treatment (rolling 12 month period)	0	10	0.0%	1.4%	1.9%
% of courses of treatment with removable appliances only - completed treatment (rolling 12 month period)	0	11	0.0%	0.9%	1.4%
% of patients satisfied with the treatment they have received (rolling 12 month period)	1	1	100.0%	95.8%	95.9%

* Figures in italics indicate that the base number is less than 100.

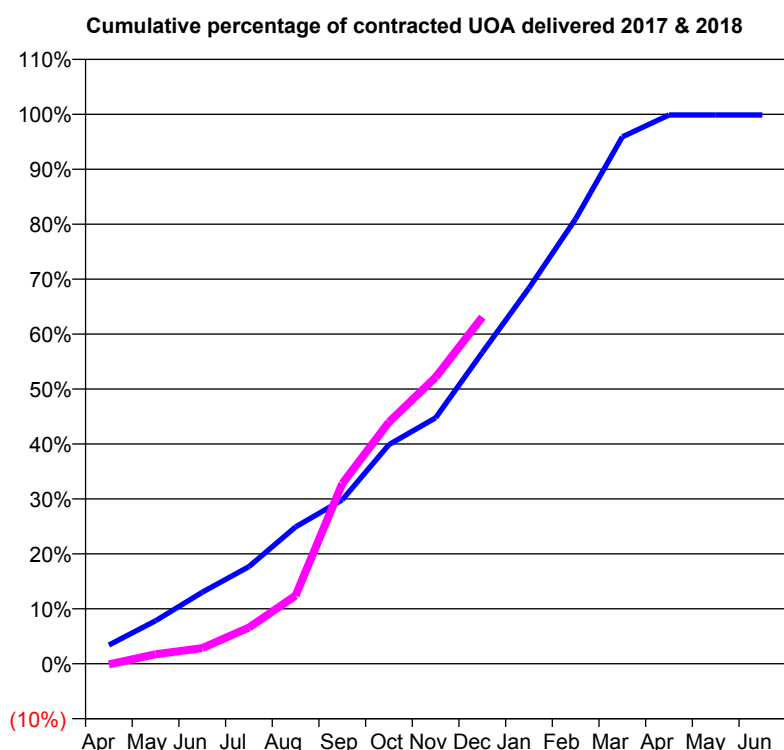
Q46 - Vital Signs Orthodontic At a Glance Contract Report for 101281/0088 - December 2017

Name or company name	OASIS DENTAL CARE LTD
Contract type name	PDS Contract
Purpose of contract	Orthodontic
Contract start date	01/04/2006
Contract end date	31/03/2019

17/18 Contracted general activity (UDA)	0
Carry forward general activity (UDA)	0
17/18 Contracted orthodontic activity (UOA)	9,019
Carry forward orthodontic activity (UOA)	11
Baseline contract value	£550,255.45

ACCESS

	Contract	England and Wales
24 month ratio of assessments to patient IDs	1.01	1.09

ACTIVITY


Month	Adjusted Scheduled Activity (UOA)	
	2017	2018
April	307	-11
May	706	157
June	1,174	258
July	1,595	595
August	2,246	1,120
September	2,691	2,959
October	3,596	3,967
November	4,037	4,702
December	5,110	5,689
January	6,167	
February	7,303	
March	8,649	
April	9,008	
May	9,008	
June	9,008	

QUALITY

	Contract Quantity	Contract Base Number	Contract *	Region	England
% of all assessments that were assess and fit appliances (rolling 12 month period)	458	487	94.0%	56.4%	58.6%
% of all assessments that were assess and refuse (rolling 12 month period)	13	487	2.7%	11.2%	11.3%
% of all assessments that were assess and review (rolling 12 month period)	16	487	3.3%	32.4%	30.0%
% of terminated courses where treatment was abandoned or discontinued (rolling 12 month period)	11	102	10.8%	7.4%	7.4%
% of completed treatments indicating that PAR score was taken (year to date)	25	61	41.0%	60.0%	64.3%
Rate of removable appliances per 100 fixed appliances - proposed treatment (rolling 12 month period)	27	903	2.99	5.44	5.53
Rate of removable appliances per 100 fixed appliances - completed treatment (rolling 12 month period)	5	169	2.96	4.01	4.60
% of courses of treatment with removable appliances only - proposed treatment (rolling 12 month period)	1	458	0.2%	1.4%	1.9%
% of courses of treatment with removable appliances only - completed treatment (rolling 12 month period)	0	91	0.0%	0.9%	1.4%
% of patients satisfied with the treatment they have received (rolling 12 month period)	10	10	100.0%	95.8%	95.9%

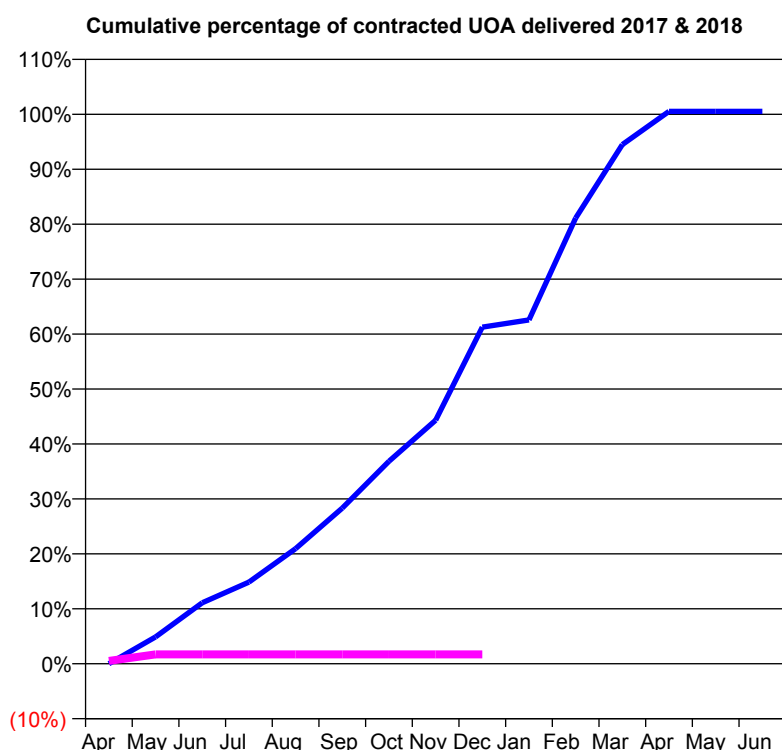
* Figures in italics indicate that the base number is less than 100.

Q46 - Vital Signs Orthodontic At a Glance Contract Report for 101281/0146 - December 2017

Name or company name	OASIS DENTAL CARE LTD
Contract type name	PDS Contract
Purpose of contract	Orthodontic
Contract start date	01/04/2006
Contract end date	31/03/2019

17/18 Contracted general activity (UDA)	0
Carry forward general activity (UDA)	0
17/18 Contracted orthodontic activity (UOA)	1,752
Carry forward orthodontic activity (UOA)	-9
Baseline contract value	£113,479.22

ACCESS	Contract	England and Wales
24 month ratio of assessments to patient IDs	1.01	1.09

ACTIVITY


Month	Adjusted Scheduled Activity (UOA)	
	2017	2018
April	0	9
May	85	30
June	193	30
July	258	30
August	364	30
September	492	30
October	640	30
November	770	30
December	1,064	30
January	1,087	
February	1,409	
March	1,641	
April	1,746	
May	1,746	
June	1,746	

QUALITY	Contract Quantity	Contract Base Number	Contract *	Region	England
% of all assessments that were assess and fit appliances (rolling 12 month period)	33	43	76.7%	56.4%	58.6%
% of all assessments that were assess and refuse (rolling 12 month period)	4	43	9.3%	11.2%	11.3%
% of all assessments that were assess and review (rolling 12 month period)	6	43	14.0%	32.4%	30.0%
% of terminated courses where treatment was abandoned or discontinued (rolling 12 month period)	2	35	5.7%	7.4%	7.4%
% of completed treatments indicating that PAR score was taken (year to date)	0	10	0.0%	60.0%	64.3%
Rate of removable appliances per 100 fixed appliances - proposed treatment (rolling 12 month period)	16	65	24.62	5.44	5.53
Rate of removable appliances per 100 fixed appliances - completed treatment (rolling 12 month period)	21	65	32.31	4.01	4.60
% of courses of treatment with removable appliances only - proposed treatment (rolling 12 month period)	0	33	0.0%	1.4%	1.9%
% of courses of treatment with removable appliances only - completed treatment (rolling 12 month period)	0	33	0.0%	0.9%	1.4%
% of patients satisfied with the treatment they have received (rolling 12 month period)	0	0	N/A	95.8%	95.9%

* Figures in italics indicate that the base number is less than 100.

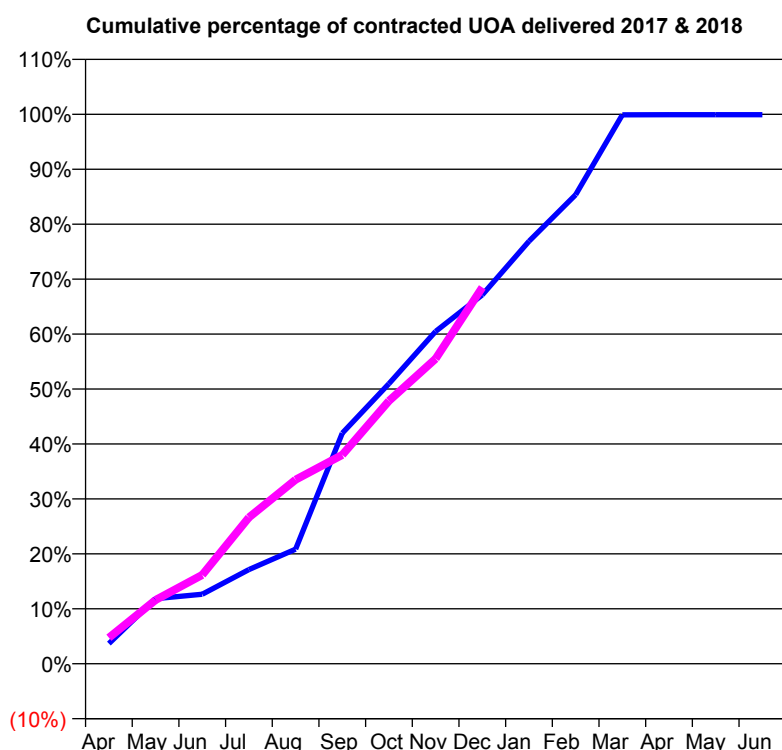
Q46 - Vital Signs Orthodontic At a Glance Contract Report for 101281/0209 - December 2017

Name or company name	OASIS DENTAL CARE LTD
Contract type name	PDS Contract
Purpose of contract	Orthodontic
Contract start date	01/09/2009
Contract end date	31/03/2019

17/18 Contracted general activity (UDA)	0
Carry forward general activity (UDA)	0
17/18 Contracted orthodontic activity (UOA)	7,971
Carry forward orthodontic activity (UOA)	41
Baseline contract value	£486,323.01

ACCESS

	Contract	England and Wales
24 month ratio of assessments to patient IDs	1.04	1.09

ACTIVITY


Month	Adjusted Scheduled Activity (UOA)	
	2017	2018
April	294	379
May	945	925
June	1,008	1,289
July	1,367	2,123
August	1,662	2,671
September	3,346	3,030
October	4,063	3,813
November	4,822	4,424
December	5,351	5,460
January	6,128	
February	6,804	
March	7,963	
April	7,964	
May	7,964	
June	7,964	

QUALITY

	Contract Quantity	Contract Base Number	Contract *	Region	England
% of all assessments that were assess and fit appliances (rolling 12 month period)	387	413	93.7%	56.4%	58.6%
% of all assessments that were assess and refuse (rolling 12 month period)	0	413	0.0%	11.2%	11.3%
% of all assessments that were assess and review (rolling 12 month period)	26	413	6.3%	32.4%	30.0%
% of terminated courses where treatment was abandoned or discontinued (rolling 12 month period)	50	622	8.0%	7.4%	7.4%
% of completed treatments indicating that PAR score was taken (year to date)	554	563	98.4%	60.0%	64.3%
Rate of removable appliances per 100 fixed appliances - proposed treatment (rolling 12 month period)	58	765	7.58	5.44	5.53
Rate of removable appliances per 100 fixed appliances - completed treatment (rolling 12 month period)	165	1,025	16.10	4.01	4.60
% of courses of treatment with removable appliances only - proposed treatment (rolling 12 month period)	3	387	0.8%	1.4%	1.9%
% of courses of treatment with removable appliances only - completed treatment (rolling 12 month period)	21	572	3.7%	0.9%	1.4%
% of patients satisfied with the treatment they have received (rolling 12 month period)	7	7	100.0%	95.8%	95.9%

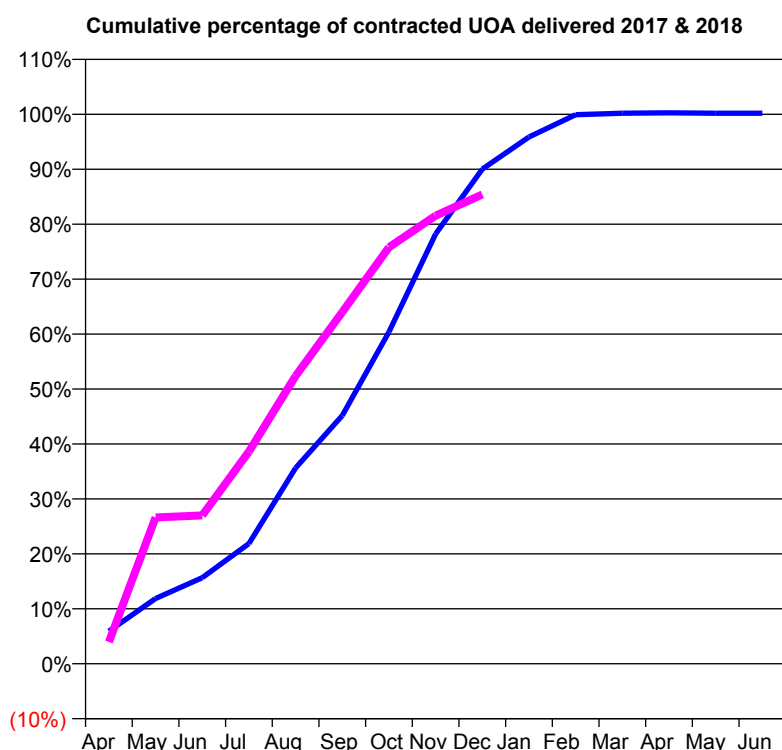
* Figures in italics indicate that the base number is less than 100.

Q46 - Vital Signs Orthodontic At a Glance Contract Report for 102903/0001 - December 2017

Name or company name	Fogg, Whittingham & Casserley
Contract type name	GDS Contract
Purpose of contract	General and Orthodontic
Contract start date	01/04/2006
Contract end date	

17/18 Contracted general activity (UDA)	39,616
Carry forward general activity (UDA)	-255
17/18 Contracted orthodontic activity (UOA)	1,111
Carry forward orthodontic activity (UOA)	-2
Baseline contract value	£1,190,532.98

ACCESS	Contract	England and Wales
24 month ratio of assessments to patient IDs	1.14	1.09

ACTIVITY


Month	Adjusted Scheduled Activity (UOA)	
	2017	2018
April	66	44
May	132	296
June	174	300
July	243	429
August	396	582
September	502	711
October	671	842
November	869	906
December	1,000	949
January	1,065	
February	1,110	
March	1,113	
April	1,114	
May	1,113	
June	1,113	

QUALITY	Contract Quantity	Contract Base Number	Contract *	Region	England
% of all assessments that were assess and fit appliances (rolling 12 month period)	51	80	63.7%	56.4%	58.6%
% of all assessments that were assess and refuse (rolling 12 month period)	2	80	2.5%	11.2%	11.3%
% of all assessments that were assess and review (rolling 12 month period)	27	80	33.8%	32.4%	30.0%
% of terminated courses where treatment was abandoned or discontinued (rolling 12 month period)	10	31	32.3%	7.4%	7.4%
% of completed treatments indicating that PAR score was taken (year to date)	9	15	60.0%	60.0%	64.3%
Rate of removable appliances per 100 fixed appliances - proposed treatment (rolling 12 month period)	0	0	N/A	5.44	5.53
Rate of removable appliances per 100 fixed appliances - completed treatment (rolling 12 month period)	0	0	N/A	4.01	4.60
% of courses of treatment with removable appliances only - proposed treatment (rolling 12 month period)	0	51	0.0%	1.4%	1.9%
% of courses of treatment with removable appliances only - completed treatment (rolling 12 month period)	0	21	0.0%	0.9%	1.4%
% of patients satisfied with the treatment they have received (rolling 12 month period)	6	6	100.0%	95.8%	95.9%

* Figures in italics indicate that the base number is less than 100.

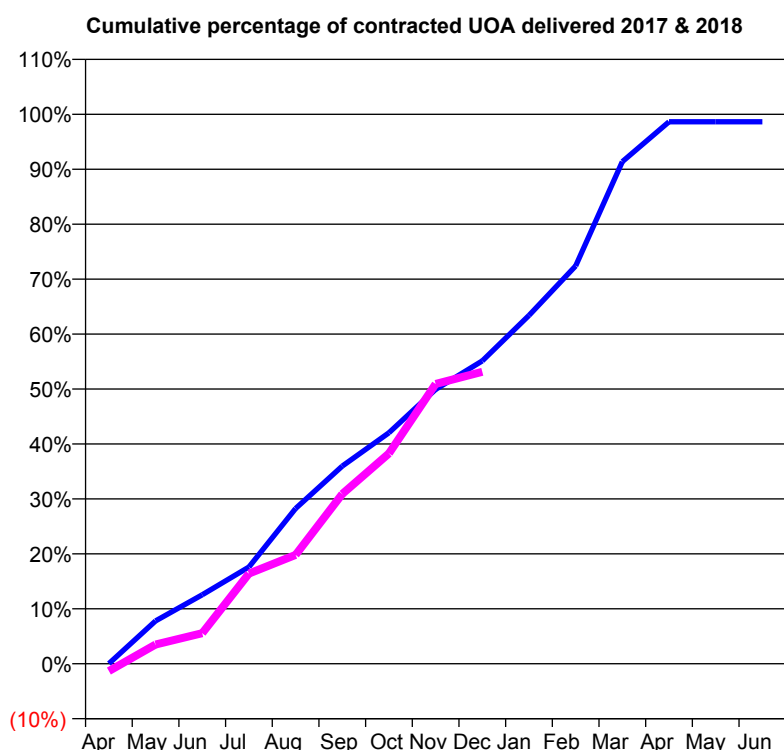
Q46 - Vital Signs Orthodontic At a Glance Contract Report for 104507/0001 - December 2017

Name or company name	Heaton Mersey Orthodontic Centre
Contract type name	PDS Contract
Purpose of contract	Orthodontic
Contract start date	01/04/2006
Contract end date	31/03/2019

17/18 Contracted general activity (UDA)	0
Carry forward general activity (UDA)	0
17/18 Contracted orthodontic activity (UOA)	16,392
Carry forward orthodontic activity (UOA)	222
Baseline contract value	£1,136,134.26

ACCESS

	Contract	England and Wales
24 month ratio of assessments to patient IDs	1.01	1.09

ACTIVITY


Month	Adjusted Scheduled Activity (UOA)	
	2017	2018
April	5	-222
May	1,278	573
June	2,059	914
July	2,887	2,690
August	4,632	3,246
September	5,898	5,065
October	6,893	6,277
November	8,185	8,347
December	9,036	8,709
January	10,394	
February	11,866	
March	14,979	
April	16,167	
May	16,167	
June	16,167	

QUALITY

	Contract Quantity	Contract Base Number	Contract *	Region	England
% of all assessments that were assess and fit appliances (rolling 12 month period)	762	891	85.5%	56.4%	58.6%
% of all assessments that were assess and refuse (rolling 12 month period)	68	891	7.6%	11.2%	11.3%
% of all assessments that were assess and review (rolling 12 month period)	61	891	6.8%	32.4%	30.0%
% of terminated courses where treatment was abandoned or discontinued (rolling 12 month period)	33	462	7.1%	7.4%	7.4%
% of completed treatments indicating that PAR score was taken (year to date)	150	250	60.0%	60.0%	64.3%
Rate of removable appliances per 100 fixed appliances - proposed treatment (rolling 12 month period)	9	1,505	0.60	5.44	5.53
Rate of removable appliances per 100 fixed appliances - completed treatment (rolling 12 month period)	4	841	0.48	4.01	4.60
% of courses of treatment with removable appliances only - proposed treatment (rolling 12 month period)	9	762	1.2%	1.4%	1.9%
% of courses of treatment with removable appliances only - completed treatment (rolling 12 month period)	4	429	0.9%	0.9%	1.4%
% of patients satisfied with the treatment they have received (rolling 12 month period)	9	10	90.0%	95.8%	95.9%

* Figures in italics indicate that the base number is less than 100.

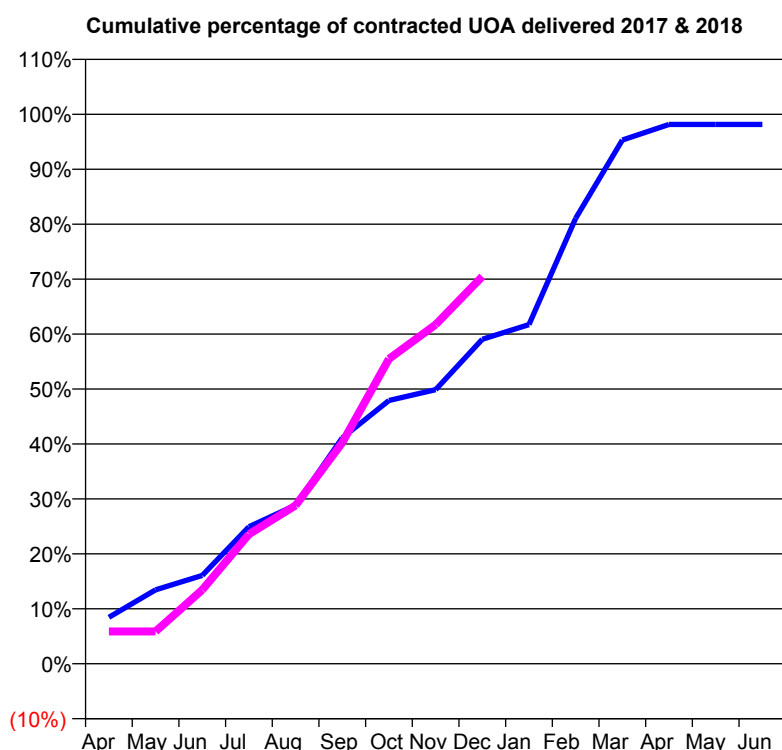
Q46 - Vital Signs Orthodontic At a Glance Contract Report for 108367/0001 - December 2017

Name or company name	Bell Lane Dental Practice
Contract type name	GDS Contract
Purpose of contract	General and Orthodontic
Contract start date	01/04/2012
Contract end date	

17/18 Contracted general activity (UDA)	12,338
Carry forward general activity (UDA)	-67
17/18 Contracted orthodontic activity (UOA)	1,680
Carry forward orthodontic activity (UOA)	31
Baseline contract value	£566,182.23

ACCESS

	Contract	England and Wales
24 month ratio of assessments to patient IDs	1.10	1.09

ACTIVITY


Month	Adjusted Scheduled Activity (UOA)	
	2017	2018
April	142	99
May	226	99
June	270	226
July	419	396
August	485	484
September	691	676
October	805	932
November	838	1,037
December	992	1,184
January	1,037	
February	1,362	
March	1,601	
April	1,649	
May	1,649	
June	1,649	

QUALITY

	Contract Quantity	Contract Base Number	Contract *	Region	England
% of all assessments that were assess and fit appliances (rolling 12 month period)	87	129	67.4%	56.4%	58.6%
% of all assessments that were assess and refuse (rolling 12 month period)	33	129	25.6%	11.2%	11.3%
% of all assessments that were assess and review (rolling 12 month period)	9	129	7.0%	32.4%	30.0%
% of terminated courses where treatment was abandoned or discontinued (rolling 12 month period)	3	24	12.5%	7.4%	7.4%
% of completed treatments indicating that PAR score was taken (year to date)	11	15	73.3%	60.0%	64.3%
Rate of removable appliances per 100 fixed appliances - proposed treatment (rolling 12 month period)	12	105	11.43	5.44	5.53
Rate of removable appliances per 100 fixed appliances - completed treatment (rolling 12 month period)	0	2	0.00	4.01	4.60
% of courses of treatment with removable appliances only - proposed treatment (rolling 12 month period)	0	87	0.0%	1.4%	1.9%
% of courses of treatment with removable appliances only - completed treatment (rolling 12 month period)	0	21	0.0%	0.9%	1.4%
% of patients satisfied with the treatment they have received (rolling 12 month period)	3	3	100.0%	95.8%	95.9%

* Figures in italics indicate that the base number is less than 100.

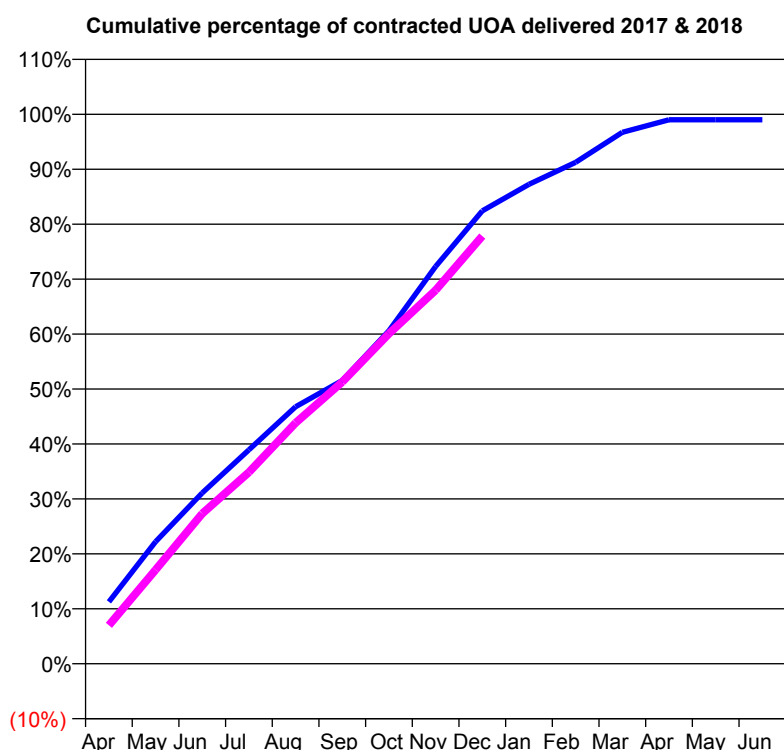
Q46 - Vital Signs Orthodontic At a Glance Contract Report for 125040/0001 - December 2017

Name or company name	Red Rose Dental Group
Contract type name	GDS Contract
Purpose of contract	General and Orthodontic
Contract start date	01/04/2013
Contract end date	

17/18 Contracted general activity (UDA)	6,575
Carry forward general activity (UDA)	0
17/18 Contracted orthodontic activity (UOA)	5,533
Carry forward orthodontic activity (UOA)	56
Baseline contract value	£565,931.06

ACCESS

	Contract	England and Wales
24 month ratio of assessments to patient IDs	1.04	1.09

ACTIVITY


Month	Adjusted Scheduled Activity (UOA)	
	2017	2018
April	624	387
May	1,229	946
June	1,721	1,513
July	2,154	1,929
August	2,588	2,425
September	2,852	2,838
October	3,354	3,324
November	4,001	3,761
December	4,561	4,307
January	4,827	
February	5,049	
March	5,351	
April	5,477	
May	5,477	
June	5,477	

QUALITY

	Contract Quantity	Contract Base Number	Contract *	Region	England
% of all assessments that were assess and fit appliances (rolling 12 month period)	244	455	53.6%	56.4%	58.6%
% of all assessments that were assess and refuse (rolling 12 month period)	98	455	21.5%	11.2%	11.3%
% of all assessments that were assess and review (rolling 12 month period)	113	455	24.8%	32.4%	30.0%
% of terminated courses where treatment was abandoned or discontinued (rolling 12 month period)	13	217	6.0%	7.4%	7.4%
% of completed treatments indicating that PAR score was taken (year to date)	46	144	31.9%	60.0%	64.3%
Rate of removable appliances per 100 fixed appliances - proposed treatment (rolling 12 month period)	16	481	3.33	5.44	5.53
Rate of removable appliances per 100 fixed appliances - completed treatment (rolling 12 month period)	14	384	3.65	4.01	4.60
% of courses of treatment with removable appliances only - proposed treatment (rolling 12 month period)	0	244	0.0%	1.4%	1.9%
% of courses of treatment with removable appliances only - completed treatment (rolling 12 month period)	1	204	0.5%	0.9%	1.4%
% of patients satisfied with the treatment they have received (rolling 12 month period)	4	4	100.0%	95.8%	95.9%

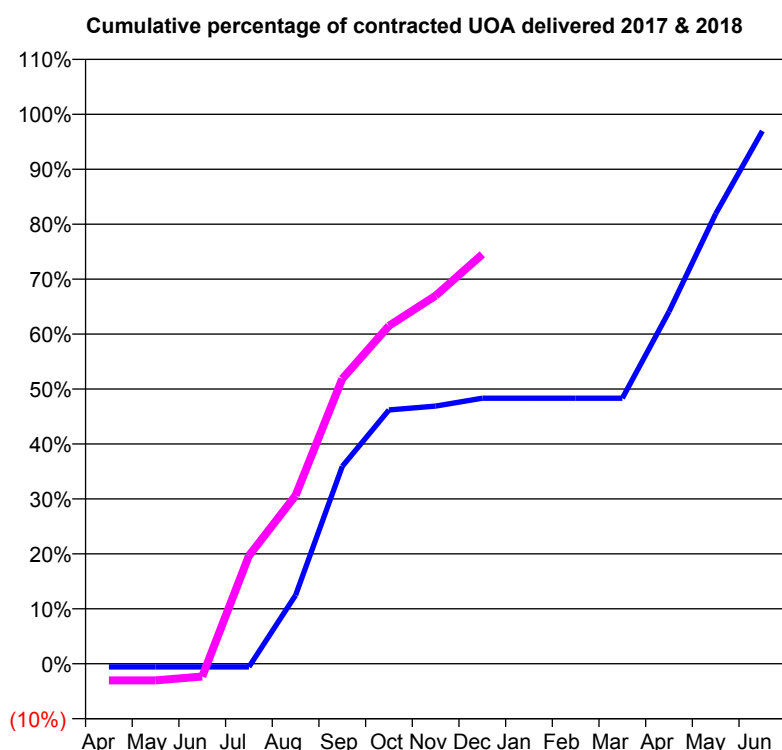
* Figures in italics indicate that the base number is less than 100.

Q46 - Vital Signs Orthodontic At a Glance Contract Report for 126535/0001 - December 2017

Name or company name	KML Orthodontics
Contract type name	PDS Contract
Purpose of contract	Orthodontic
Contract start date	01/04/2012
Contract end date	31/03/2019

17/18 Contracted general activity (UDA)	0
Carry forward general activity (UDA)	0
17/18 Contracted orthodontic activity (UOA)	3,065
Carry forward orthodontic activity (UOA)	93
Baseline contract value	£180,323.50

ACCESS	Contract	England and Wales
24 month ratio of assessments to patient IDs	1.01	1.09

ACTIVITY


Month	Adjusted Scheduled Activity (UOA)	
	2017	2018
April	-18	-93
May	-18	-93
June	-18	-72
July	-18	603
August	383	939
September	1,101	1,590
October	1,416	1,885
November	1,437	2,053
December	1,481	2,284
January	1,481	
February	1,481	
March	1,481	
April	1,964	
May	2,510	
June	2,972	

QUALITY	Contract Quantity	Contract Base Number	Contract *	Region	England
% of all assessments that were assess and fit appliances (rolling 12 month period)	184	186	98.9%	56.4%	58.6%
% of all assessments that were assess and refuse (rolling 12 month period)	1	186	0.5%	11.2%	11.3%
% of all assessments that were assess and review (rolling 12 month period)	1	186	0.5%	32.4%	30.0%
% of terminated courses where treatment was abandoned or discontinued (rolling 12 month period)	2	269	0.7%	7.4%	7.4%
% of completed treatments indicating that PAR score was taken (year to date)	262	267	98.1%	60.0%	64.3%
Rate of removable appliances per 100 fixed appliances - proposed treatment (rolling 12 month period)	7	366	1.91	5.44	5.53
Rate of removable appliances per 100 fixed appliances - completed treatment (rolling 12 month period)	4	530	0.75	4.01	4.60
% of courses of treatment with removable appliances only - proposed treatment (rolling 12 month period)	0	184	0.0%	1.4%	1.9%
% of courses of treatment with removable appliances only - completed treatment (rolling 12 month period)	1	267	0.4%	0.9%	1.4%
% of patients satisfied with the treatment they have received (rolling 12 month period)	2	2	100.0%	95.8%	95.9%

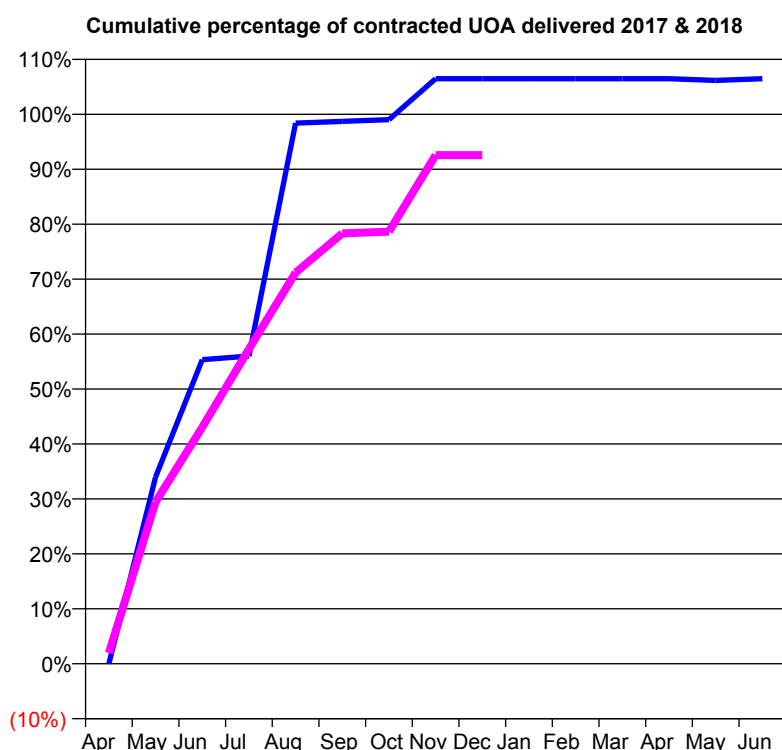
* Figures in italics indicate that the base number is less than 100.

Q46 - Vital Signs Orthodontic At a Glance Contract Report for 134899/0001 - December 2017

Name or company name	High Lane Partnership
Contract type name	GDS Contract
Purpose of contract	General and Orthodontic
Contract start date	01/06/2015
Contract end date	

17/18 Contracted general activity (UDA)	14,969
Carry forward general activity (UDA)	2
17/18 Contracted orthodontic activity (UOA)	309
Carry forward orthodontic activity (UOA)	-6
Baseline contract value	£437,919.13

ACCESS	Contract	England and Wales
24 month ratio of assessments to patient IDs	1.19	1.09

ACTIVITY


Month	Adjusted Scheduled Activity (UOA)	
	2017	2018
April	0	6
May	105	91
June	171	133
July	173	177
August	304	220
September	305	242
October	306	243
November	329	286
December	329	286
January	329	
February	329	
March	329	
April	329	
May	328	
June	329	

QUALITY	Contract Quantity	Contract Base Number	Contract *	Region	England
% of all assessments that were assess and fit appliances (rolling 12 month period)	13	22	59.1%	56.4%	58.6%
% of all assessments that were assess and refuse (rolling 12 month period)	4	22	18.2%	11.2%	11.3%
% of all assessments that were assess and review (rolling 12 month period)	5	22	22.7%	32.4%	30.0%
% of terminated courses where treatment was abandoned or discontinued (rolling 12 month period)	1	3	33.3%	7.4%	7.4%
% of completed treatments indicating that PAR score was taken (year to date)	0	2	0.0%	60.0%	64.3%
Rate of removable appliances per 100 fixed appliances - proposed treatment (rolling 12 month period)	0	0	N/A	5.44	5.53
Rate of removable appliances per 100 fixed appliances - completed treatment (rolling 12 month period)	0	0	N/A	4.01	4.60
% of courses of treatment with removable appliances only - proposed treatment (rolling 12 month period)	0	13	0.0%	1.4%	1.9%
% of courses of treatment with removable appliances only - completed treatment (rolling 12 month period)	0	2	0.0%	0.9%	1.4%
% of patients satisfied with the treatment they have received (rolling 12 month period)	1	1	100.0%	95.8%	95.9%

* Figures in italics indicate that the base number is less than 100.

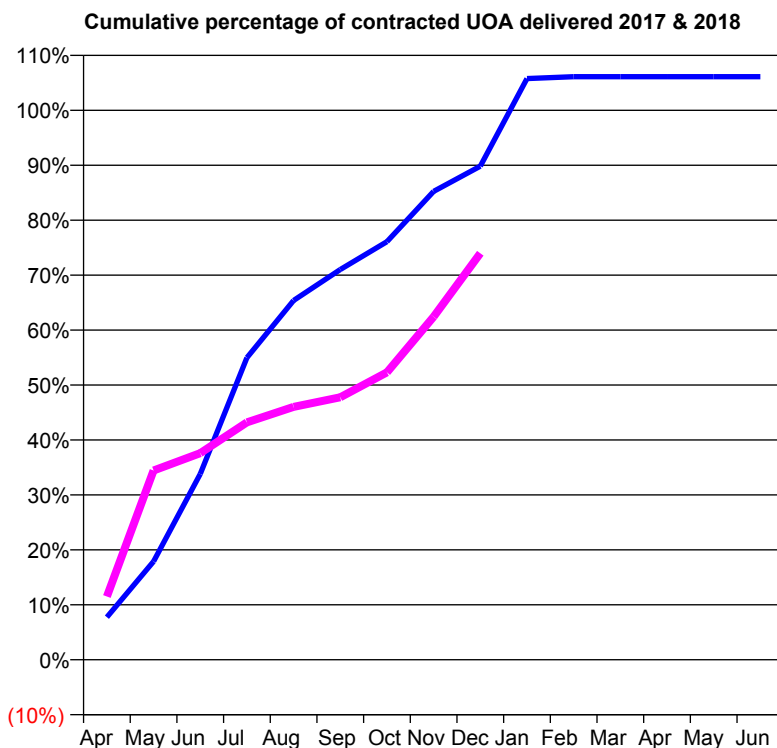
Q46 - Vital Signs Orthodontic At a Glance Contract Report for 136433/0001 - December 2017

Name or company name	Links Associates Salford Ltd
Contract type name	PDS Contract
Purpose of contract	Orthodontic
Contract start date	01/07/2014
Contract end date	31/03/2019

17/18 Contracted general activity (UDA)	0
Carry forward general activity (UDA)	0
17/18 Contracted orthodontic activity (UOA)	12,025
Carry forward orthodontic activity (UOA)	-240
Baseline contract value	£733,622.96

ACCESS

	Contract	England and Wales
24 month ratio of assessments to patient IDs	1.01	1.09

ACTIVITY


Month	Adjusted Scheduled Activity (UOA)	
	2017	2018
April	933	1,384
May	2,153	4,143
June	4,066	4,521
July	6,611	5,195
August	7,862	5,533
September	8,540	5,743
October	9,149	6,289
November	10,249	7,507
December	10,801	8,897
January	12,718	
February	12,760	
March	12,760	
April	12,760	
May	12,760	
June	12,760	

QUALITY

	Contract Quantity	Contract Base Number	Contract *	Region	England
% of all assessments that were assess and fit appliances (rolling 12 month period)	507	507	100.0%	56.4%	58.6%
% of all assessments that were assess and refuse (rolling 12 month period)	0	507	0.0%	11.2%	11.3%
% of all assessments that were assess and review (rolling 12 month period)	0	507	0.0%	32.4%	30.0%
% of terminated courses where treatment was abandoned or discontinued (rolling 12 month period)	25	478	5.2%	7.4%	7.4%
% of completed treatments indicating that PAR score was taken (year to date)	305	359	85.0%	60.0%	64.3%
Rate of removable appliances per 100 fixed appliances - proposed treatment (rolling 12 month period)	63	521	12.09	5.44	5.53
Rate of removable appliances per 100 fixed appliances - completed treatment (rolling 12 month period)	0	0	N/A	4.01	4.60
% of courses of treatment with removable appliances only - proposed treatment (rolling 12 month period)	2	507	0.4%	1.4%	1.9%
% of courses of treatment with removable appliances only - completed treatment (rolling 12 month period)	0	453	0.0%	0.9%	1.4%
% of patients satisfied with the treatment they have received (rolling 12 month period)	14	14	100.0%	95.8%	95.9%

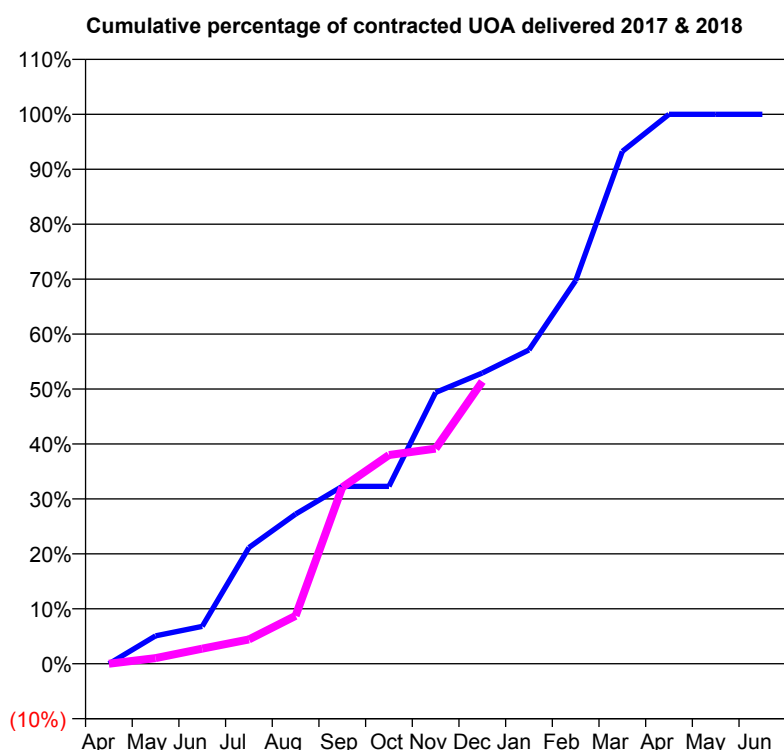
* Figures in italics indicate that the base number is less than 100.

Q46 - Vital Signs Orthodontic At a Glance Contract Report for 137596/0001 - December 2017

Name or company name	Lotus Orthodontics
Contract type name	PDS Contract
Purpose of contract	Orthodontic
Contract start date	21/01/2010
Contract end date	31/03/2019

17/18 Contracted general activity (UDA)	0
Carry forward general activity (UDA)	0
17/18 Contracted orthodontic activity (UOA)	2,500
Carry forward orthodontic activity (UOA)	0
Baseline contract value	£146,351.03

ACCESS	Contract	England and Wales
24 month ratio of assessments to patient IDs	1.02	1.09

ACTIVITY


Month	Adjusted Scheduled Activity (UOA)	
	2017	2018
April	-1	0
May	127	26
June	170	69
July	529	111
August	681	218
September	807	803
October	807	950
November	1,234	979
December	1,323	1,284
January	1,428	
February	1,743	
March	2,331	
April	2,500	
May	2,500	
June	2,500	

QUALITY	Contract Quantity	Contract Base Number	Contract *	Region	England
% of all assessments that were assess and fit appliances (rolling 12 month period)	113	201	56.2%	56.4%	58.6%
% of all assessments that were assess and refuse (rolling 12 month period)	49	201	24.4%	11.2%	11.3%
% of all assessments that were assess and review (rolling 12 month period)	39	201	19.4%	32.4%	30.0%
% of terminated courses where treatment was abandoned or discontinued (rolling 12 month period)	5	94	5.3%	7.4%	7.4%
% of completed treatments indicating that PAR score was taken (year to date)	65	67	97.0%	60.0%	64.3%
Rate of removable appliances per 100 fixed appliances - proposed treatment (rolling 12 month period)	33	226	14.60	5.44	5.53
Rate of removable appliances per 100 fixed appliances - completed treatment (rolling 12 month period)	10	176	5.68	4.01	4.60
% of courses of treatment with removable appliances only - proposed treatment (rolling 12 month period)	0	113	0.0%	1.4%	1.9%
% of courses of treatment with removable appliances only - completed treatment (rolling 12 month period)	1	89	1.1%	0.9%	1.4%
% of patients satisfied with the treatment they have received (rolling 12 month period)	9	9	100.0%	95.8%	95.9%

* Figures in italics indicate that the base number is less than 100.

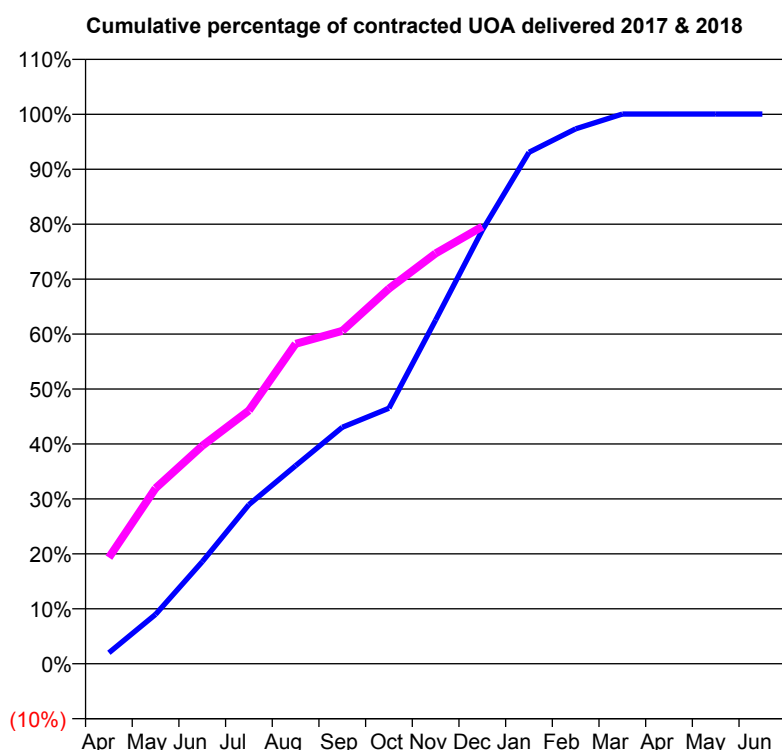
Q46 - Vital Signs Orthodontic At a Glance Contract Report for 155985/0002 - December 2017

Name or company name	Northern Orthodontics
Contract type name	PDS Contract
Purpose of contract	Orthodontic
Contract start date	01/04/2012
Contract end date	31/03/2019

17/18 Contracted general activity (UDA)	0
Carry forward general activity (UDA)	0
17/18 Contracted orthodontic activity (UOA)	5,596
Carry forward orthodontic activity (UOA)	-2
Baseline contract value	£327,592.14

ACCESS

	Contract	England and Wales
24 month ratio of assessments to patient IDs	1.01	1.09

ACTIVITY


Month	Adjusted Scheduled Activity (UOA)	
	2017	2018
April	112	1,081
May	503	1,788
June	1,039	2,219
July	1,621	2,580
August	2,017	3,258
September	2,409	3,390
October	2,602	3,820
November	3,500	4,179
December	4,416	4,452
January	5,209	
February	5,447	
March	5,598	
April	5,598	
May	5,598	
June	5,598	

QUALITY

	Contract Quantity	Contract Base Number	Contract *	Region	England
% of all assessments that were assess and fit appliances (rolling 12 month period)	264	342	77.2%	56.4%	58.6%
% of all assessments that were assess and refuse (rolling 12 month period)	0	342	0.0%	11.2%	11.3%
% of all assessments that were assess and review (rolling 12 month period)	78	342	22.8%	32.4%	30.0%
% of terminated courses where treatment was abandoned or discontinued (rolling 12 month period)	36	216	16.7%	7.4%	7.4%
% of completed treatments indicating that PAR score was taken (year to date)	134	134	100.0%	60.0%	64.3%
Rate of removable appliances per 100 fixed appliances - proposed treatment (rolling 12 month period)	10	528	1.89	5.44	5.53
Rate of removable appliances per 100 fixed appliances - completed treatment (rolling 12 month period)	0	0	N/A	4.01	4.60
% of courses of treatment with removable appliances only - proposed treatment (rolling 12 month period)	0	264	0.0%	1.4%	1.9%
% of courses of treatment with removable appliances only - completed treatment (rolling 12 month period)	0	180	0.0%	0.9%	1.4%
% of patients satisfied with the treatment they have received (rolling 12 month period)	11	12	91.7%	95.8%	95.9%

* Figures in italics indicate that the base number is less than 100.

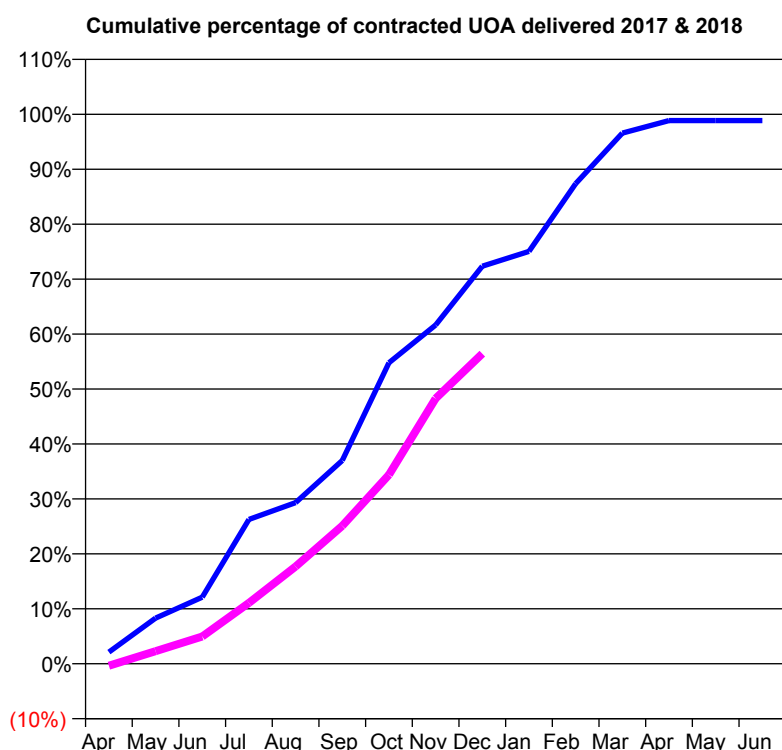
Q46 - Vital Signs Orthodontic At a Glance Contract Report for 159336/0001 - December 2017

Name or company name	Manchester Orthodontic Centre
Contract type name	PDS Contract
Purpose of contract	Orthodontic
Contract start date	01/04/2014
Contract end date	31/03/2019

17/18 Contracted general activity (UDA)	0
Carry forward general activity (UDA)	0
17/18 Contracted orthodontic activity (UOA)	5,500
Carry forward orthodontic activity (UOA)	63
Baseline contract value	£323,582.12

ACCESS

	Contract	England and Wales
24 month ratio of assessments to patient IDs	1.01	1.09

ACTIVITY


Month	Adjusted Scheduled Activity (UOA)	
	2017	2018
April	117	-21
May	457	126
June	667	273
July	1,445	609
August	1,613	973
September	2,035	1,381
October	3,013	1,892
November	3,391	2,656
December	3,980	3,104
January	4,128	
February	4,805	
March	5,311	
April	5,437	
May	5,437	
June	5,437	

QUALITY

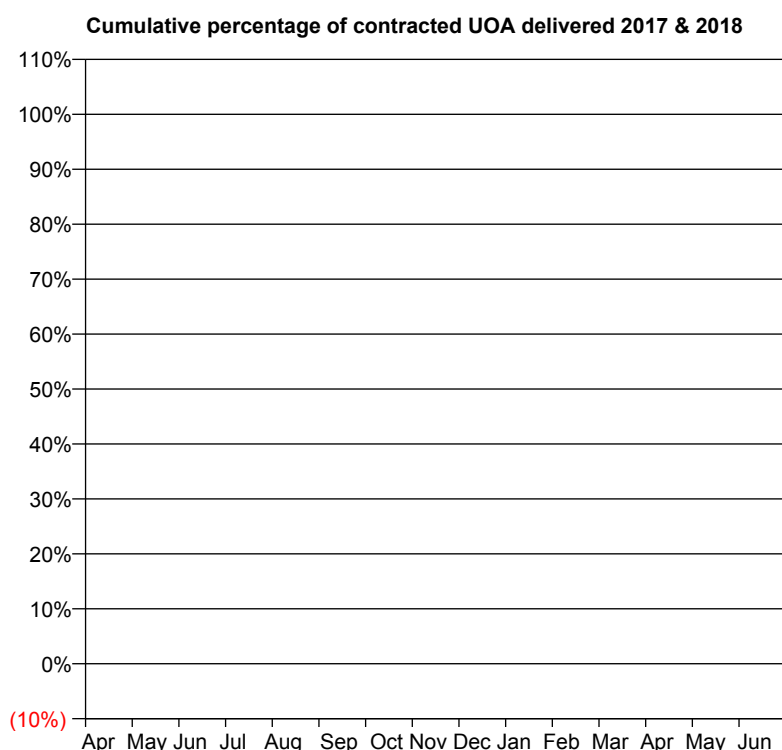
	Contract Quantity	Contract Base Number	Contract *	Region	England
% of all assessments that were assess and fit appliances (rolling 12 month period)	218	246	88.6%	56.4%	58.6%
% of all assessments that were assess and refuse (rolling 12 month period)	13	246	5.3%	11.2%	11.3%
% of all assessments that were assess and review (rolling 12 month period)	15	246	6.1%	32.4%	30.0%
% of terminated courses where treatment was abandoned or discontinued (rolling 12 month period)	19	215	8.8%	7.4%	7.4%
% of completed treatments indicating that PAR score was taken (year to date)	104	150	69.3%	60.0%	64.3%
Rate of removable appliances per 100 fixed appliances - proposed treatment (rolling 12 month period)	8	433	1.85	5.44	5.53
Rate of removable appliances per 100 fixed appliances - completed treatment (rolling 12 month period)	15	381	3.94	4.01	4.60
% of courses of treatment with removable appliances only - proposed treatment (rolling 12 month period)	0	218	0.0%	1.4%	1.9%
% of courses of treatment with removable appliances only - completed treatment (rolling 12 month period)	0	196	0.0%	0.9%	1.4%
% of patients satisfied with the treatment they have received (rolling 12 month period)	2	2	100.0%	95.8%	95.9%

* Figures in italics indicate that the base number is less than 100.

Q46 - Vital Signs Orthodontic At a Glance Contract Report for 160059/0001 - December 2017

Name or company name	REVIVE DENTAL CARE LIMITED	17/18 Contracted general activity (UDA)	28,580
Contract type name	Pilot Contract	Carry forward general activity (UDA)	0
Purpose of contract	General	17/18 Contracted orthodontic activity (UOA)	0
Contract start date	01/01/2015	Carry forward orthodontic activity (UOA)	0
Contract end date		Baseline contract value	£1,017,263.31

ACCESS	Contract	England and Wales
24 month ratio of assessments to patient IDs	1.00	1.09

ACTIVITY


Month	Adjusted Scheduled Activity (UOA)	
	2017	2018
April	0	0
May	0	1
June	0	1
July	0	1
August	0	1
September	0	1
October	0	1
November	0	1
December	0	1
January	0	
February	0	
March	0	
April	0	
May	0	
June	0	

QUALITY	Contract Quantity	Contract Base Number	Contract *	Region	England
% of all assessments that were assess and fit appliances (rolling 12 month period)	0	1	0.0%	56.4%	58.6%
% of all assessments that were assess and refuse (rolling 12 month period)	0	1	0.0%	11.2%	11.3%
% of all assessments that were assess and review (rolling 12 month period)	1	1	100.0%	32.4%	30.0%
% of terminated courses where treatment was abandoned or discontinued (rolling 12 month period)	0	0	N/A	7.4%	7.4%
% of completed treatments indicating that PAR score was taken (year to date)	0	0	N/A	60.0%	64.3%
Rate of removable appliances per 100 fixed appliances - proposed treatment (rolling 12 month period)	0	0	N/A	5.44	5.53
Rate of removable appliances per 100 fixed appliances - completed treatment (rolling 12 month period)	0	0	N/A	4.01	4.60
% of courses of treatment with removable appliances only - proposed treatment (rolling 12 month period)	0	0	N/A	1.4%	1.9%
% of courses of treatment with removable appliances only - completed treatment (rolling 12 month period)	0	0	N/A	0.9%	1.4%
% of patients satisfied with the treatment they have received (rolling 12 month period)	0	0	N/A	95.8%	95.9%

* Figures in italics indicate that the base number is less than 100.

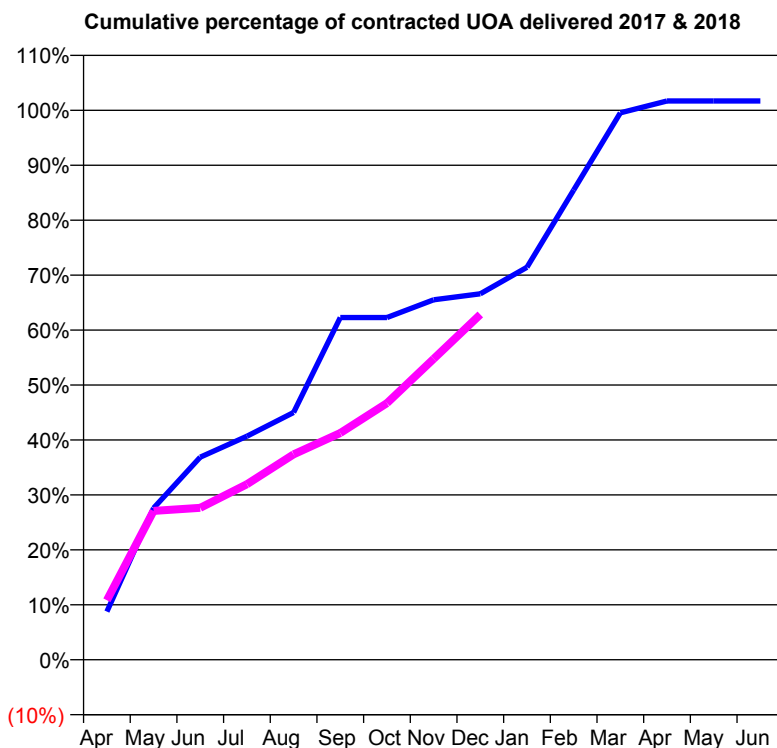
Q46 - Vital Signs Orthodontic At a Glance Contract Report for 175366/0001 - December 2017

Name or company name	Links Associates Ashton Ltd
Contract type name	PDS Contract
Purpose of contract	Orthodontic
Contract start date	01/07/2014
Contract end date	31/03/2019

17/18 Contracted general activity (UDA)	0
Carry forward general activity (UDA)	0
17/18 Contracted orthodontic activity (UOA)	3,900
Carry forward orthodontic activity (UOA)	-66
Baseline contract value	£228,307.60

ACCESS

	Contract	England and Wales
24 month ratio of assessments to patient IDs	1.00	1.09

ACTIVITY


Month	Adjusted Scheduled Activity (UOA)	
	2017	2018
April	342	423
May	1,077	1,057
June	1,438	1,078
July	1,587	1,246
August	1,755	1,458
September	2,429	1,609
October	2,429	1,821
November	2,555	2,136
December	2,597	2,451
January	2,786	
February	3,334	
March	3,882	
April	3,966	
May	3,966	
June	3,966	

QUALITY

	Contract Quantity	Contract Base Number	Contract *	Region	England
% of all assessments that were assess and fit appliances (rolling 12 month period)	180	180	100.0%	56.4%	58.6%
% of all assessments that were assess and refuse (rolling 12 month period)	0	180	0.0%	11.2%	11.3%
% of all assessments that were assess and review (rolling 12 month period)	0	180	0.0%	32.4%	30.0%
% of terminated courses where treatment was abandoned or discontinued (rolling 12 month period)	8	87	9.2%	7.4%	7.4%
% of completed treatments indicating that PAR score was taken (year to date)	56	68	82.4%	60.0%	64.3%
Rate of removable appliances per 100 fixed appliances - proposed treatment (rolling 12 month period)	23	171	13.45	5.44	5.53
Rate of removable appliances per 100 fixed appliances - completed treatment (rolling 12 month period)	0	1	0.00	4.01	4.60
% of courses of treatment with removable appliances only - proposed treatment (rolling 12 month period)	0	180	0.0%	1.4%	1.9%
% of courses of treatment with removable appliances only - completed treatment (rolling 12 month period)	0	79	0.0%	0.9%	1.4%
% of patients satisfied with the treatment they have received (rolling 12 month period)	4	4	100.0%	95.8%	95.9%

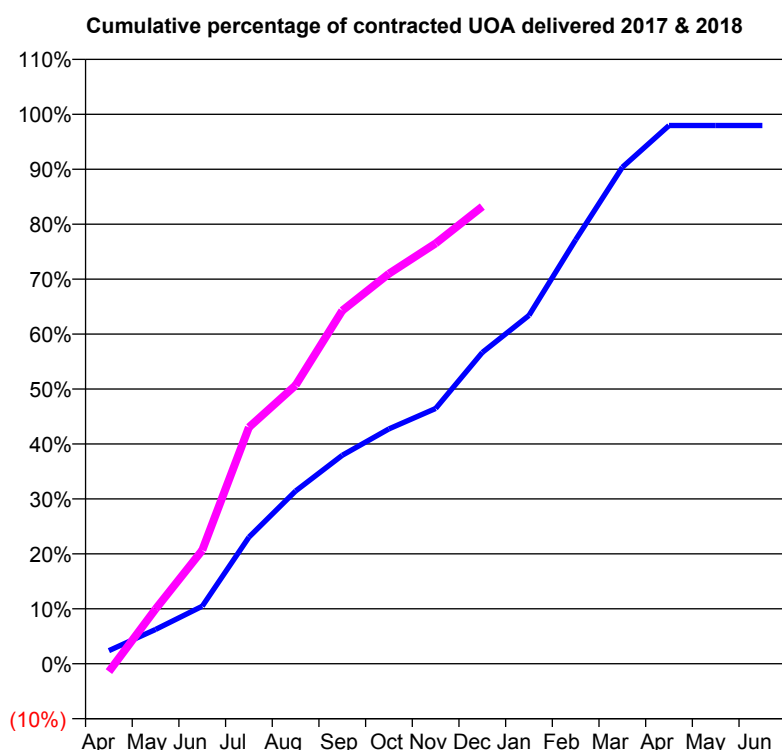
* Figures in italics indicate that the base number is less than 100.

Q46 - Vital Signs Orthodontic At a Glance Contract Report for 184551/0001 - December 2017

Name or company name	Bamford Dental Practice
Contract type name	GDS Contract
Purpose of contract	General and Orthodontic
Contract start date	01/04/2006
Contract end date	

17/18 Contracted general activity (UDA)	9,554
Carry forward general activity (UDA)	39
17/18 Contracted orthodontic activity (UOA)	3,597
Carry forward orthodontic activity (UOA)	74
Baseline contract value	£502,614.76

ACCESS	Contract	England and Wales
24 month ratio of assessments to patient IDs	1.04	1.09

ACTIVITY


Month	Adjusted Scheduled Activity (UOA)	
	2017	2018
April	86	-52
May	225	358
June	377	743
July	829	1,548
August	1,131	1,823
September	1,365	2,312
October	1,538	2,554
November	1,671	2,752
December	2,038	2,993
January	2,280	
February	2,775	
March	3,250	
April	3,523	
May	3,523	
June	3,523	

QUALITY

	Contract Quantity	Contract Base Number	Contract *	Region	England
% of all assessments that were assess and fit appliances (rolling 12 month period)	214	324	66.0%	56.4%	58.6%
% of all assessments that were assess and refuse (rolling 12 month period)	40	324	12.3%	11.2%	11.3%
% of all assessments that were assess and review (rolling 12 month period)	70	324	21.6%	32.4%	30.0%
% of terminated courses where treatment was abandoned or discontinued (rolling 12 month period)	12	135	8.9%	7.4%	7.4%
% of completed treatments indicating that PAR score was taken (year to date)	46	92	50.0%	60.0%	64.3%
Rate of removable appliances per 100 fixed appliances - proposed treatment (rolling 12 month period)	25	424	5.90	5.44	5.53
Rate of removable appliances per 100 fixed appliances - completed treatment (rolling 12 month period)	8	237	3.38	4.01	4.60
% of courses of treatment with removable appliances only - proposed treatment (rolling 12 month period)	1	214	0.5%	1.4%	1.9%
% of courses of treatment with removable appliances only - completed treatment (rolling 12 month period)	1	123	0.8%	0.9%	1.4%
% of patients satisfied with the treatment they have received (rolling 12 month period)	4	4	100.0%	95.8%	95.9%

* Figures in italics indicate that the base number is less than 100.

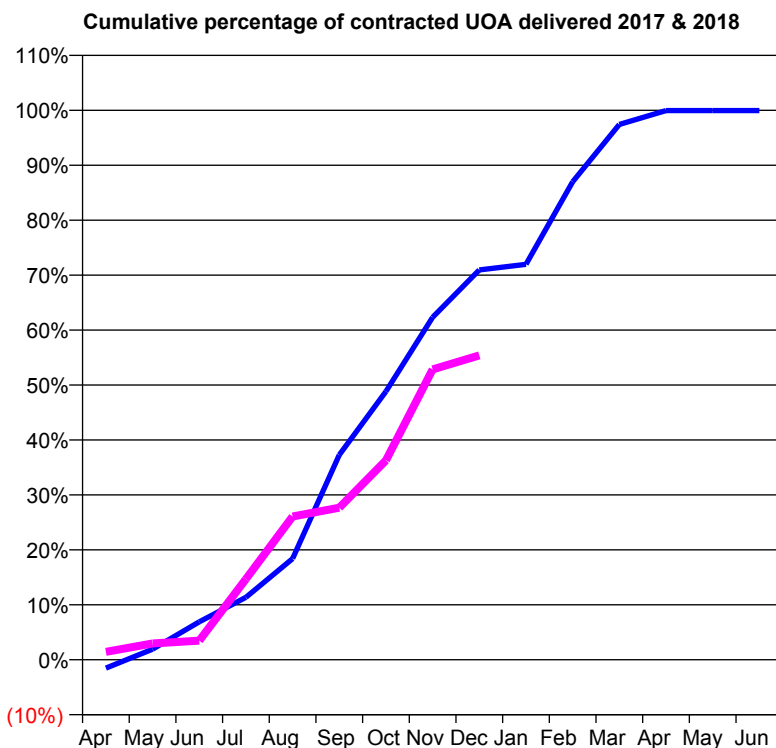
Q46 - Vital Signs Orthodontic At a Glance Contract Report for 190063/0004 - December 2017

Name or company name	Denton Orthodontic Centre Ltd
Contract type name	PDS Contract
Purpose of contract	Orthodontic
Contract start date	01/04/2012
Contract end date	31/03/2019

17/18 Contracted general activity (UDA)	0
Carry forward general activity (UDA)	0
17/18 Contracted orthodontic activity (UOA)	4,232
Carry forward orthodontic activity (UOA)	2
Baseline contract value	£247,743.01

ACCESS

	Contract	England and Wales
24 month ratio of assessments to patient IDs	1.00	1.09

ACTIVITY


Month	Adjusted Scheduled Activity (UOA)	
	2017	2018
April	-65	61
May	82	126
June	292	147
July	481	622
August	779	1,104
September	1,578	1,171
October	2,067	1,536
November	2,638	2,236
December	3,002	2,344
January	3,046	
February	3,681	
March	4,123	
April	4,230	
May	4,230	
June	4,230	

QUALITY

	Contract Quantity	Contract Base Number	Contract *	Region	England
% of all assessments that were assess and fit appliances (rolling 12 month period)	169	228	74.1%	56.4%	58.6%
% of all assessments that were assess and refuse (rolling 12 month period)	45	228	19.7%	11.2%	11.3%
% of all assessments that were assess and review (rolling 12 month period)	14	228	6.1%	32.4%	30.0%
% of terminated courses where treatment was abandoned or discontinued (rolling 12 month period)	17	228	7.5%	7.4%	7.4%
% of completed treatments indicating that PAR score was taken (year to date)	142	155	91.6%	60.0%	64.3%
Rate of removable appliances per 100 fixed appliances - proposed treatment (rolling 12 month period)	16	323	4.95	5.44	5.53
Rate of removable appliances per 100 fixed appliances - completed treatment (rolling 12 month period)	46	411	11.19	4.01	4.60
% of courses of treatment with removable appliances only - proposed treatment (rolling 12 month period)	2	169	1.2%	1.4%	1.9%
% of courses of treatment with removable appliances only - completed treatment (rolling 12 month period)	3	211	1.4%	0.9%	1.4%
% of patients satisfied with the treatment they have received (rolling 12 month period)	4	5	80.0%	95.8%	95.9%

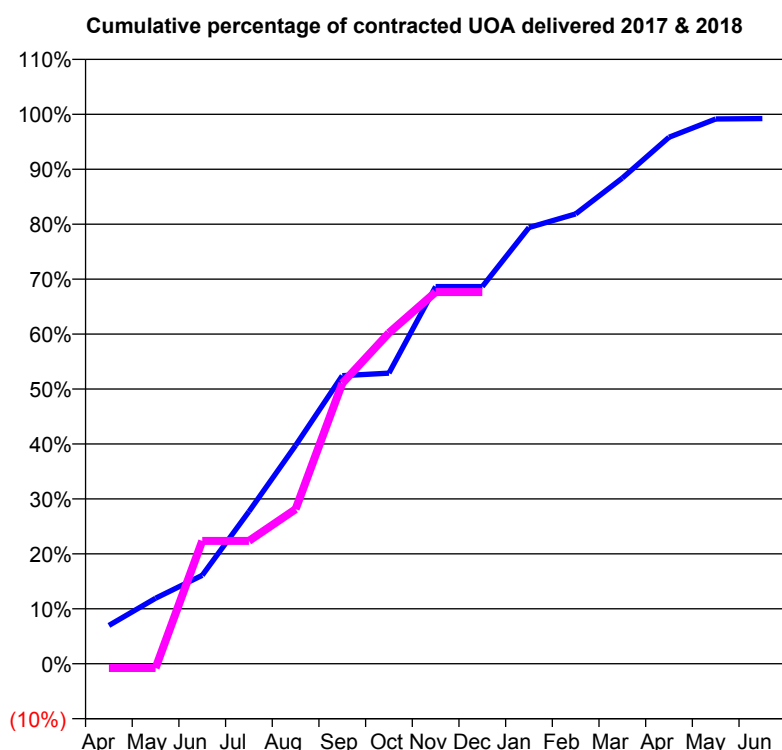
* Figures in italics indicate that the base number is less than 100.

Q46 - Vital Signs Orthodontic At a Glance Contract Report for 190470/0007 - December 2017

Name or company name	G.k.A (1996) Ltd
Contract type name	GDS Contract
Purpose of contract	General and Orthodontic
Contract start date	01/05/2009
Contract end date	

17/18 Contracted general activity (UDA)	40,268
Carry forward general activity (UDA)	533
17/18 Contracted orthodontic activity (UOA)	2,541
Carry forward orthodontic activity (UOA)	20
Baseline contract value	£1,292,765.85

ACCESS	Contract	England and Wales
24 month ratio of assessments to patient IDs	1.07	1.09

ACTIVITY


Month	Adjusted Scheduled Activity (UOA)	
	2017	2018
April	177	-20
May	303	-20
June	409	568
July	704	568
August	1,010	715
September	1,332	1,297
October	1,344	1,530
November	1,744	1,719
December	1,744	1,719
January	2,017	
February	2,080	
March	2,246	
April	2,435	
May	2,519	
June	2,521	

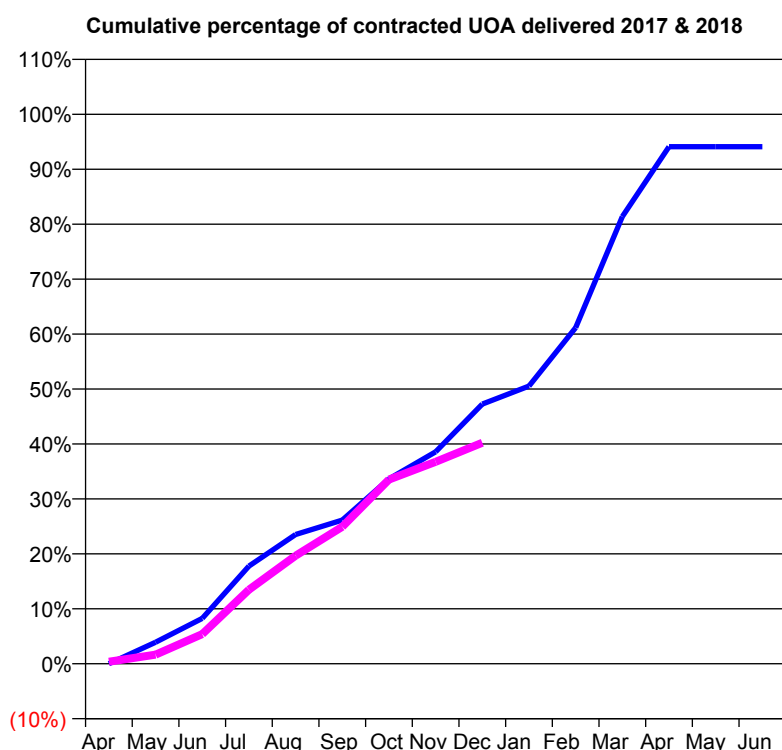
QUALITY	Contract Quantity	Contract Base Number	Contract *	Region	England
% of all assessments that were assess and fit appliances (rolling 12 month period)	123	140	87.9%	56.4%	58.6%
% of all assessments that were assess and refuse (rolling 12 month period)	4	140	2.9%	11.2%	11.3%
% of all assessments that were assess and review (rolling 12 month period)	13	140	9.3%	32.4%	30.0%
% of terminated courses where treatment was abandoned or discontinued (rolling 12 month period)	7	84	8.3%	7.4%	7.4%
% of completed treatments indicating that PAR score was taken (year to date)	43	49	87.8%	60.0%	64.3%
Rate of removable appliances per 100 fixed appliances - proposed treatment (rolling 12 month period)	0	0	N/A	5.44	5.53
Rate of removable appliances per 100 fixed appliances - completed treatment (rolling 12 month period)	27	150	18.00	4.01	4.60
% of courses of treatment with removable appliances only - proposed treatment (rolling 12 month period)	0	123	0.0%	1.4%	1.9%
% of courses of treatment with removable appliances only - completed treatment (rolling 12 month period)	0	77	0.0%	0.9%	1.4%
% of patients satisfied with the treatment they have received (rolling 12 month period)	0	0	N/A	95.8%	95.9%

* Figures in italics indicate that the base number is less than 100.

Q46 - Vital Signs Orthodontic At a Glance Contract Report for 193496/0002 - December 2017

Name or company name	Dentalign ĩ Ormskirk	17/18 Contracted general activity (UDA)	0
Contract type name	PDS Contract	Carry forward general activity (UDA)	0
Purpose of contract	Orthodontic	17/18 Contracted orthodontic activity (UOA)	16,345
Contract start date	01/04/2008	Carry forward orthodontic activity (UOA)	0
Contract end date	31/03/2019	Baseline contract value	£979,111.35

ACCESS	Contract	England and Wales
24 month ratio of assessments to patient IDs	1.01	1.09

ACTIVITY


Month	Adjusted Scheduled Activity (UOA)	
	2017	2018
April	0	63
May	630	273
June	1,327	882
July	2,856	2,205
August	3,782	3,213
September	4,202	4,074
October	5,409	5,481
November	6,199	6,006
December	7,598	6,573
January	8,123	
February	9,831	
March	13,081	
April	15,124	
May	15,124	
June	15,124	

QUALITY	Contract Quantity	Contract Base Number	Contract *	Region	England
% of all assessments that were assess and fit appliances (rolling 12 month period)	676	679	99.6%	56.4%	58.6%
% of all assessments that were assess and refuse (rolling 12 month period)	3	679	0.4%	11.2%	11.3%
% of all assessments that were assess and review (rolling 12 month period)	0	679	0.0%	32.4%	30.0%
% of terminated courses where treatment was abandoned or discontinued (rolling 12 month period)	44	729	6.0%	7.4%	7.4%
% of completed treatments indicating that PAR score was taken (year to date)	329	491	67.0%	60.0%	64.3%
Rate of removable appliances per 100 fixed appliances - proposed treatment (rolling 12 month period)	209	1,299	16.09	5.44	5.53
Rate of removable appliances per 100 fixed appliances - completed treatment (rolling 12 month period)	88	1,337	6.58	4.01	4.60
% of courses of treatment with removable appliances only - proposed treatment (rolling 12 month period)	9	676	1.3%	1.4%	1.9%
% of courses of treatment with removable appliances only - completed treatment (rolling 12 month period)	2	685	0.3%	0.9%	1.4%
% of patients satisfied with the treatment they have received (rolling 12 month period)	16	18	88.9%	95.8%	95.9%

* Figures in italics indicate that the base number is less than 100.

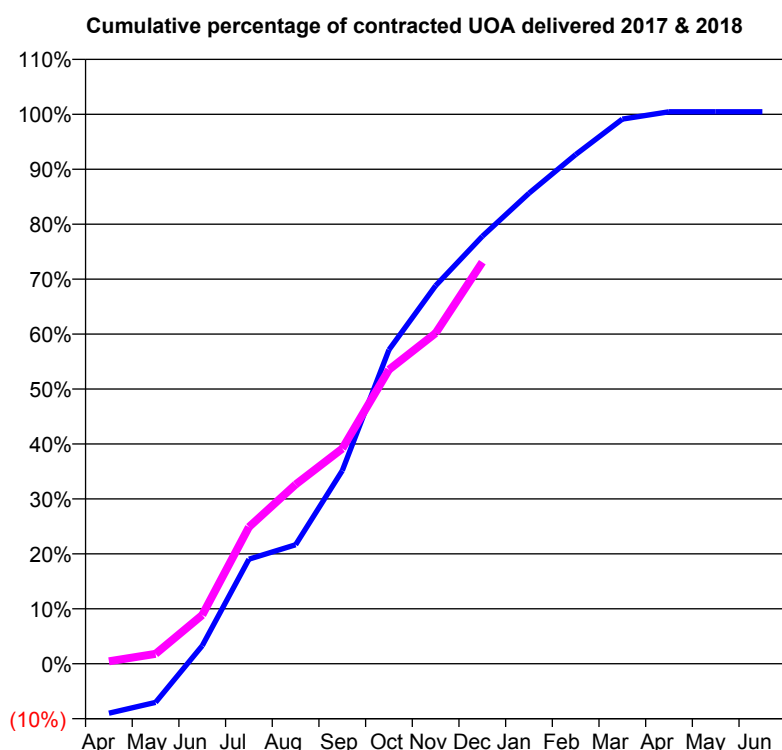
Q46 - Vital Signs Orthodontic At a Glance Contract Report for 198889/0002 - December 2017

Name or company name	Kings Dental Centre
Contract type name	PDS Contract
Purpose of contract	Orthodontic
Contract start date	01/05/2015
Contract end date	31/03/2019

17/18 Contracted general activity (UDA)	0
Carry forward general activity (UDA)	0
17/18 Contracted orthodontic activity (UOA)	3,274
Carry forward orthodontic activity (UOA)	-15
Baseline contract value	£192,678.45

ACCESS	Contract	England and Wales
--------	----------	-------------------

24 month ratio of assessments to patient IDs	1.01	1.09
--	------	------

ACTIVITY


Month	Adjusted Scheduled Activity (UOA)	
	2017	2018
April	-295	15
May	-231	59
June	108	290
July	623	815
August	709	1,068
September	1,151	1,282
October	1,871	1,752
November	2,253	1,970
December	2,547	2,393
January	2,803	
February	3,034	
March	3,245	
April	3,289	
May	3,289	
June	3,289	

QUALITY	Contract Quantity	Contract Base Number	Contract *	Region	England
---------	-------------------	----------------------	------------	--------	---------

% of all assessments that were assess and fit appliances (rolling 12 month period)	149	168	88.7%	56.4%	58.6%
% of all assessments that were assess and refuse (rolling 12 month period)	18	168	10.7%	11.2%	11.3%
% of all assessments that were assess and review (rolling 12 month period)	1	168	0.6%	32.4%	30.0%
% of terminated courses where treatment was abandoned or discontinued (rolling 12 month period)	15	134	11.2%	7.4%	7.4%
% of completed treatments indicating that PAR score was taken (year to date)	91	93	97.8%	60.0%	64.3%
Rate of removable appliances per 100 fixed appliances - proposed treatment (rolling 12 month period)	18	295	6.10	5.44	5.53
Rate of removable appliances per 100 fixed appliances - completed treatment (rolling 12 month period)	5	233	2.15	4.01	4.60
% of courses of treatment with removable appliances only - proposed treatment (rolling 12 month period)	1	149	0.7%	1.4%	1.9%
% of courses of treatment with removable appliances only - completed treatment (rolling 12 month period)	1	119	0.8%	0.9%	1.4%
% of patients satisfied with the treatment they have received (rolling 12 month period)	3	3	100.0%	95.8%	95.9%

* Figures in italics indicate that the base number is less than 100.

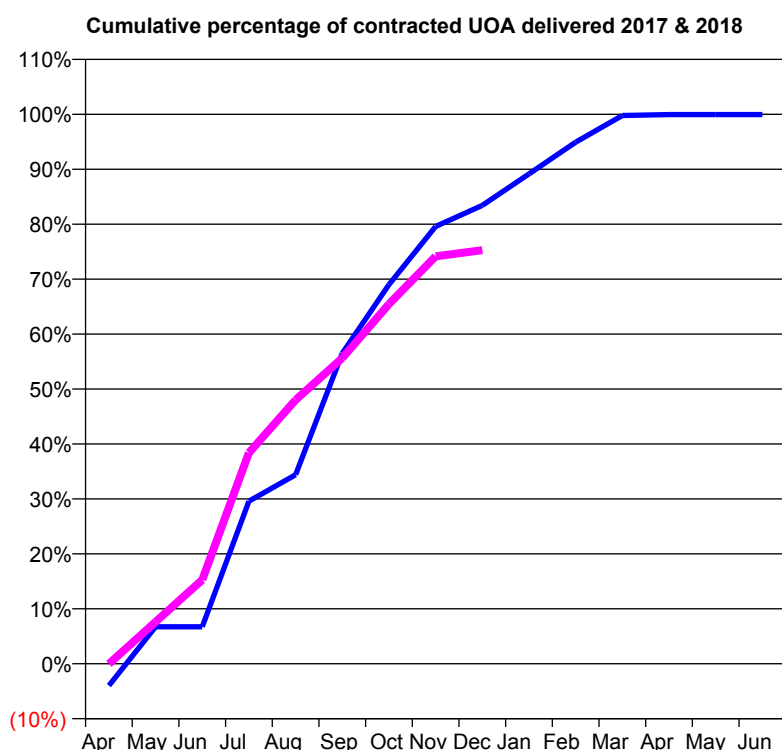
Q46 - Vital Signs Orthodontic At a Glance Contract Report for 198889/0003 - December 2017

Name or company name	Kings Dental Centre
Contract type name	PDS Contract
Purpose of contract	Orthodontic
Contract start date	01/05/2015
Contract end date	31/03/2019

17/18 Contracted general activity (UDA)	0
Carry forward general activity (UDA)	0
17/18 Contracted orthodontic activity (UOA)	2,200
Carry forward orthodontic activity (UOA)	1
Baseline contract value	£128,788.89

ACCESS	Contract	England and Wales
---------------	-----------------	--------------------------

24 month ratio of assessments to patient IDs	1.01	1.09
--	------	------

ACTIVITY


Month	Adjusted Scheduled Activity (UOA)	
	2017	2018
April	-88	-1
May	148	168
June	148	336
July	651	845
August	757	1,056
September	1,243	1,224
October	1,518	1,440
November	1,751	1,631
December	1,835	1,656
January	1,961	
February	2,088	
March	2,195	
April	2,199	
May	2,199	
June	2,199	

QUALITY	Contract Quantity	Contract Base Number	Contract *	Region	England
% of all assessments that were assess and fit appliances (rolling 12 month period)	96	112	85.7%	56.4%	58.6%
% of all assessments that were assess and refuse (rolling 12 month period)	15	112	13.4%	11.2%	11.3%
% of all assessments that were assess and review (rolling 12 month period)	1	112	0.9%	32.4%	30.0%
% of terminated courses where treatment was abandoned or discontinued (rolling 12 month period)	10	154	6.5%	7.4%	7.4%
% of completed treatments indicating that PAR score was taken (year to date)	98	100	98.0%	60.0%	64.3%
Rate of removable appliances per 100 fixed appliances - proposed treatment (rolling 12 month period)	4	190	2.11	5.44	5.53
Rate of removable appliances per 100 fixed appliances - completed treatment (rolling 12 month period)	4	281	1.42	4.01	4.60
% of courses of treatment with removable appliances only - proposed treatment (rolling 12 month period)	1	96	1.0%	1.4%	1.9%
% of courses of treatment with removable appliances only - completed treatment (rolling 12 month period)	1	144	0.7%	0.9%	1.4%
% of patients satisfied with the treatment they have received (rolling 12 month period)	1	2	50.0%	95.8%	95.9%

* Figures in italics indicate that the base number is less than 100.

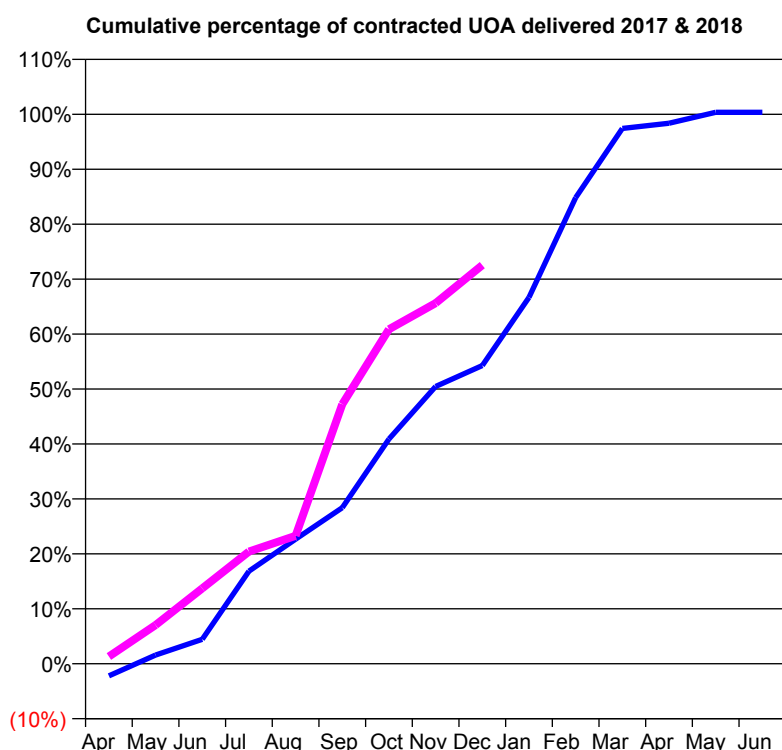
Q46 - Vital Signs Orthodontic At a Glance Contract Report for 199346/0001 - December 2017

Name or company name	Northenden House Orthodontics
Contract type name	PDS Contract
Purpose of contract	Orthodontic
Contract start date	01/04/2012
Contract end date	31/03/2019

17/18 Contracted general activity (UDA)	0
Carry forward general activity (UDA)	0
17/18 Contracted orthodontic activity (UOA)	2,200
Carry forward orthodontic activity (UOA)	-8
Baseline contract value	£128,788.89

ACCESS

	Contract	England and Wales
24 month ratio of assessments to patient IDs	1.00	1.09

ACTIVITY


Month	Adjusted Scheduled Activity (UOA)	
	2017	2018
April	-49	29
May	35	155
June	98	302
July	371	449
August	499	512
September	625	1,039
October	900	1,339
November	1,110	1,444
December	1,194	1,596
January	1,467	
February	1,866	
March	2,143	
April	2,164	
May	2,208	
June	2,208	

QUALITY

	Contract Quantity	Contract Base Number	Contract *	Region	England
% of all assessments that were assess and fit appliances (rolling 12 month period)	125	131	95.4%	56.4%	58.6%
% of all assessments that were assess and refuse (rolling 12 month period)	1	131	0.8%	11.2%	11.3%
% of all assessments that were assess and review (rolling 12 month period)	5	131	3.8%	32.4%	30.0%
% of terminated courses where treatment was abandoned or discontinued (rolling 12 month period)	0	98	0.0%	7.4%	7.4%
% of completed treatments indicating that PAR score was taken (year to date)	79	81	97.5%	60.0%	64.3%
Rate of removable appliances per 100 fixed appliances - proposed treatment (rolling 12 month period)	6	243	2.47	5.44	5.53
Rate of removable appliances per 100 fixed appliances - completed treatment (rolling 12 month period)	0	0	N/A	4.01	4.60
% of courses of treatment with removable appliances only - proposed treatment (rolling 12 month period)	1	125	0.8%	1.4%	1.9%
% of courses of treatment with removable appliances only - completed treatment (rolling 12 month period)	0	98	0.0%	0.9%	1.4%
% of patients satisfied with the treatment they have received (rolling 12 month period)	3	3	100.0%	95.8%	95.9%

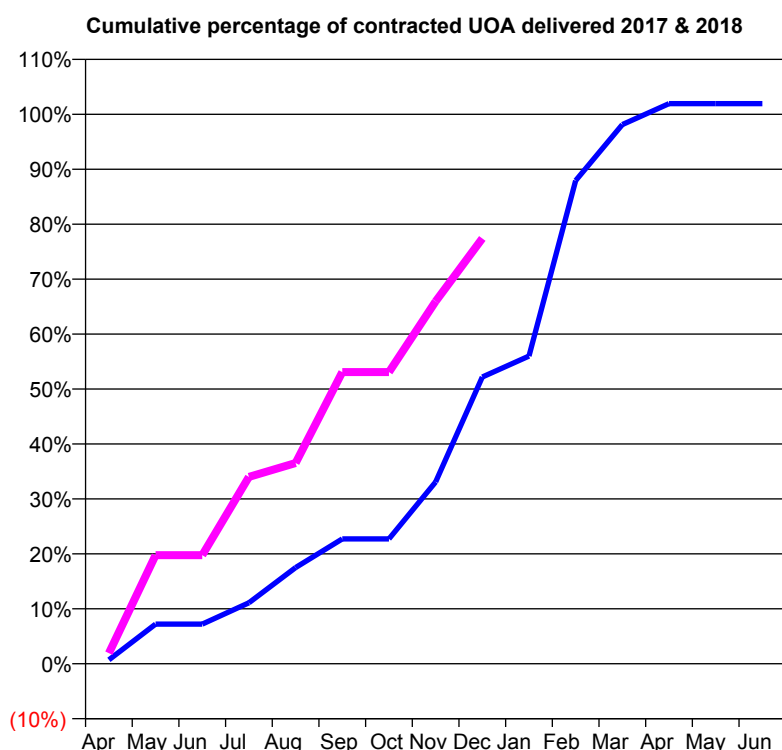
* Figures in italics indicate that the base number is less than 100.

Q46 - Vital Signs Orthodontic At a Glance Contract Report for 219762/0001 - December 2017

Name or company name	MR SG SPENCER
Contract type name	PDS Contract
Purpose of contract	Orthodontic
Contract start date	01/04/2006
Contract end date	31/03/2019

17/18 Contracted general activity (UDA)	0
Carry forward general activity (UDA)	0
17/18 Contracted orthodontic activity (UOA)	1,650
Carry forward orthodontic activity (UOA)	-32
Baseline contract value	£97,074.64

ACCESS	Contract	England and Wales
24 month ratio of assessments to patient IDs	1.00	1.09

ACTIVITY


Month	Adjusted Scheduled Activity (UOA)	
	2017	2018
April	12	32
May	119	326
June	119	326
July	183	561
August	289	603
September	375	876
October	375	876
November	546	1,088
December	861	1,277
January	924	
February	1,451	
March	1,619	
April	1,682	
May	1,682	
June	1,682	

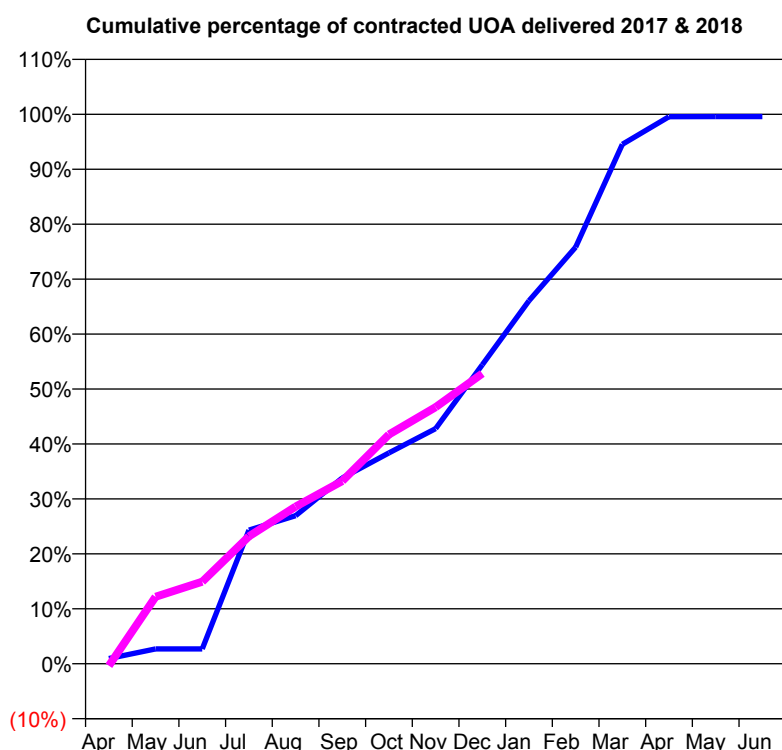
QUALITY	Contract Quantity	Contract Base Number	Contract *	Region	England
% of all assessments that were assess and fit appliances (rolling 12 month period)	100	104	96.2%	56.4%	58.6%
% of all assessments that were assess and refuse (rolling 12 month period)	2	104	1.9%	11.2%	11.3%
% of all assessments that were assess and review (rolling 12 month period)	2	104	1.9%	32.4%	30.0%
% of terminated courses where treatment was abandoned or discontinued (rolling 12 month period)	0	30	0.0%	7.4%	7.4%
% of completed treatments indicating that PAR score was taken (year to date)	20	22	90.9%	60.0%	64.3%
Rate of removable appliances per 100 fixed appliances - proposed treatment (rolling 12 month period)	6	80	7.50	5.44	5.53
Rate of removable appliances per 100 fixed appliances - completed treatment (rolling 12 month period)	11	52	21.15	4.01	4.60
% of courses of treatment with removable appliances only - proposed treatment (rolling 12 month period)	0	100	0.0%	1.4%	1.9%
% of courses of treatment with removable appliances only - completed treatment (rolling 12 month period)	1	30	3.3%	0.9%	1.4%
% of patients satisfied with the treatment they have received (rolling 12 month period)	3	3	100.0%	95.8%	95.9%

* Figures in italics indicate that the base number is less than 100.

Q46 - Vital Signs Orthodontic At a Glance Contract Report for 238279/0001 - December 2017

Name or company name	MR HP PATEL	17/18 Contracted general activity (UDA)	0
Contract type name	PDS Contract	Carry forward general activity (UDA)	0
Purpose of contract	Orthodontic	17/18 Contracted orthodontic activity (UOA)	15,541
Contract start date	01/04/2006	Carry forward orthodontic activity (UOA)	65
Contract end date	31/03/2019	Baseline contract value	£948,169.37

ACCESS	Contract	England and Wales
24 month ratio of assessments to patient IDs	1.02	1.09

ACTIVITY


Month	Adjusted Scheduled Activity (UOA)	
	2017	2018
April	148	-57
May	422	1,896
June	422	2,322
July	3,797	3,602
August	4,203	4,445
September	5,276	5,170
October	5,989	6,486
November	6,676	7,258
December	8,490	8,207
January	10,309	
February	11,830	
March	14,750	
April	15,534	
May	15,535	
June	15,537	

QUALITY

	Contract Quantity	Contract Base Number	Contract *	Region	England
% of all assessments that were assess and fit appliances (rolling 12 month period)	721	1,152	62.6%	56.4%	58.6%
% of all assessments that were assess and refuse (rolling 12 month period)	62	1,152	5.4%	11.2%	11.3%
% of all assessments that were assess and review (rolling 12 month period)	369	1,152	32.0%	32.4%	30.0%
% of terminated courses where treatment was abandoned or discontinued (rolling 12 month period)	56	639	8.8%	7.4%	7.4%
% of completed treatments indicating that PAR score was taken (year to date)	106	415	25.5%	60.0%	64.3%
Rate of removable appliances per 100 fixed appliances - proposed treatment (rolling 12 month period)	8	1,413	0.57	5.44	5.53
Rate of removable appliances per 100 fixed appliances - completed treatment (rolling 12 month period)	8	1,145	0.70	4.01	4.60
% of courses of treatment with removable appliances only - proposed treatment (rolling 12 month period)	7	721	1.0%	1.4%	1.9%
% of courses of treatment with removable appliances only - completed treatment (rolling 12 month period)	2	583	0.3%	0.9%	1.4%
% of patients satisfied with the treatment they have received (rolling 12 month period)	12	12	100.0%	95.8%	95.9%

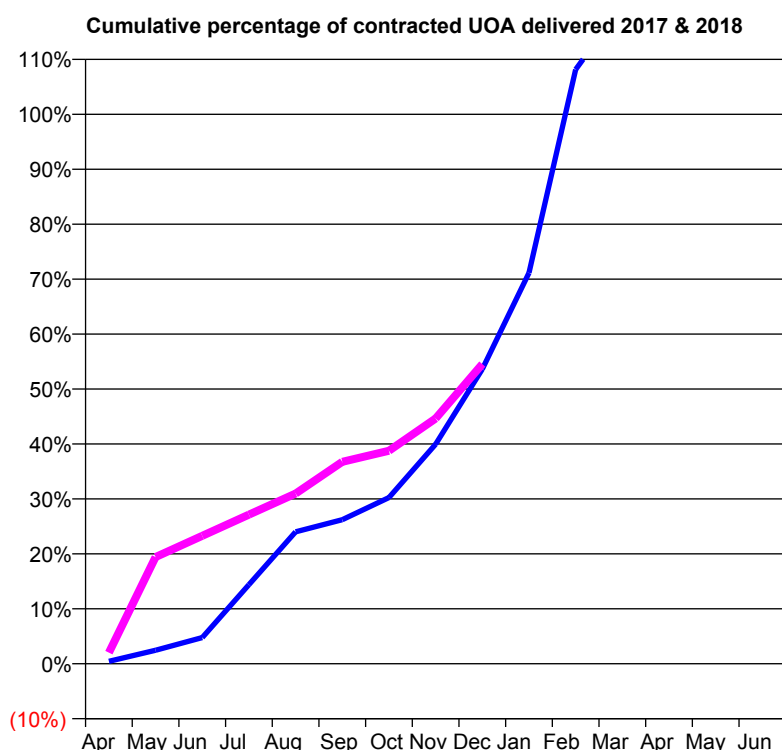
* Figures in italics indicate that the base number is less than 100.

Q46 - Vital Signs Orthodontic At a Glance Contract Report for 239615/0001 - December 2017

Name or company name	MR RS SINGH
Contract type name	GDS Contract
Purpose of contract	General and Orthodontic
Contract start date	01/04/2006
Contract end date	

17/18 Contracted general activity (UDA)	39,521
Carry forward general activity (UDA)	280
17/18 Contracted orthodontic activity (UOA)	1,091
Carry forward orthodontic activity (UOA)	-22
Baseline contract value	£1,387,591.65

ACCESS	Contract	England and Wales
24 month ratio of assessments to patient IDs	1.02	1.09

ACTIVITY


Month	Adjusted Scheduled Activity (UOA)	
	2017	2018
April	5	22
May	27	212
June	52	254
July	157	296
August	262	338
September	286	401
October	330	423
November	436	487
December	585	595
January	776	
February	1,180	
March	1,306	
April	1,306	
May	1,308	
June	1,308	

QUALITY	Contract Quantity	Contract Base Number	Contract *	Region	England
% of all assessments that were assess and fit appliances (rolling 12 month period)	67	81	82.7%	56.4%	58.6%
% of all assessments that were assess and refuse (rolling 12 month period)	5	81	6.2%	11.2%	11.3%
% of all assessments that were assess and review (rolling 12 month period)	9	81	11.1%	32.4%	30.0%
% of terminated courses where treatment was abandoned or discontinued (rolling 12 month period)	6	29	20.7%	7.4%	7.4%
% of completed treatments indicating that PAR score was taken (year to date)	0	20	0.0%	60.0%	64.3%
Rate of removable appliances per 100 fixed appliances - proposed treatment (rolling 12 month period)	21	35	60.00	5.44	5.53
Rate of removable appliances per 100 fixed appliances - completed treatment (rolling 12 month period)	0	21	0.00	4.01	4.60
% of courses of treatment with removable appliances only - proposed treatment (rolling 12 month period)	21	67	31.3%	1.4%	1.9%
% of courses of treatment with removable appliances only - completed treatment (rolling 12 month period)	0	23	0.0%	0.9%	1.4%
% of patients satisfied with the treatment they have received (rolling 12 month period)	3	3	100.0%	95.8%	95.9%

* Figures in italics indicate that the base number is less than 100.

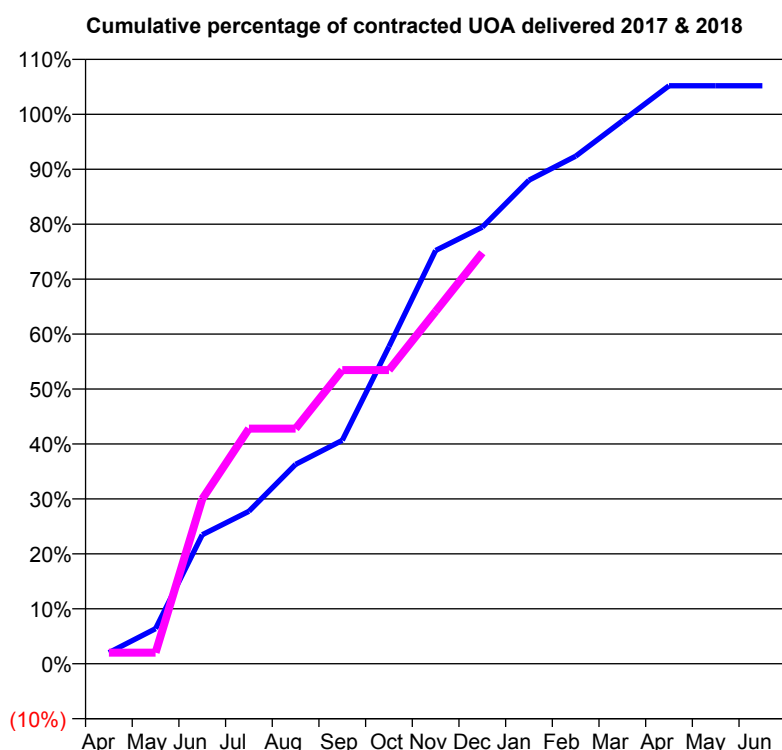
Q46 - Vital Signs Orthodontic At a Glance Contract Report for 307351/0001 - December 2017

Name or company name	MR J BRADY
Contract type name	PDS Contract
Purpose of contract	Orthodontic
Contract start date	01/04/2006
Contract end date	31/03/2019

17/18 Contracted general activity (UDA)	0
Carry forward general activity (UDA)	0
17/18 Contracted orthodontic activity (UOA)	984
Carry forward orthodontic activity (UOA)	-20
Baseline contract value	£59,100.44

ACCESS	Contract	England and Wales
--------	----------	-------------------

24 month ratio of assessments to patient IDs	1.02	1.09
--	------	------

ACTIVITY


Month	Adjusted Scheduled Activity (UOA)	
	2017	2018
April	20	20
May	63	20
June	231	295
July	273	421
August	357	421
September	400	526
October	568	526
November	740	631
December	782	736
January	866	
February	909	
March	972	
April	1,035	
May	1,035	
June	1,035	

QUALITY	Contract Quantity	Contract Base Number	Contract *	Region	England
---------	-------------------	----------------------	------------	--------	---------

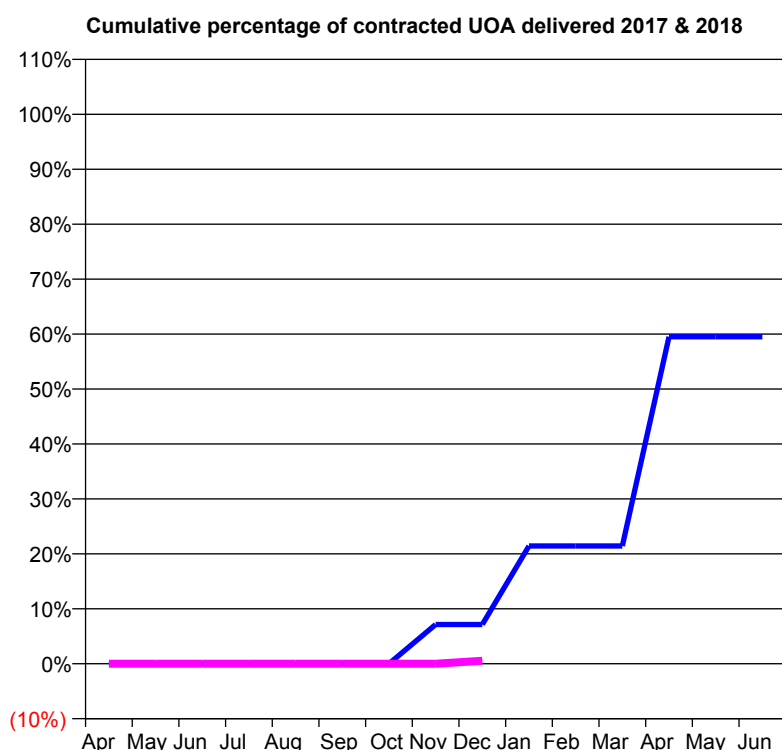
% of all assessments that were assess and fit appliances (rolling 12 month period)	46	47	97.9%	56.4%	58.6%
% of all assessments that were assess and refuse (rolling 12 month period)	1	47	2.1%	11.2%	11.3%
% of all assessments that were assess and review (rolling 12 month period)	0	47	0.0%	32.4%	30.0%
% of terminated courses where treatment was abandoned or discontinued (rolling 12 month period)	0	45	0.0%	7.4%	7.4%
% of completed treatments indicating that PAR score was taken (year to date)	30	30	100.0%	60.0%	64.3%
Rate of removable appliances per 100 fixed appliances - proposed treatment (rolling 12 month period)	7	92	7.61	5.44	5.53
Rate of removable appliances per 100 fixed appliances - completed treatment (rolling 12 month period)	4	88	4.55	4.01	4.60
% of courses of treatment with removable appliances only - proposed treatment (rolling 12 month period)	0	46	0.0%	1.4%	1.9%
% of courses of treatment with removable appliances only - completed treatment (rolling 12 month period)	0	45	0.0%	0.9%	1.4%
% of patients satisfied with the treatment they have received (rolling 12 month period)	0	0	N/A	95.8%	95.9%

* Figures in italics indicate that the base number is less than 100.

Q46 - Vital Signs Orthodontic At a Glance Contract Report for 319546/0001 - December 2017

Name or company name	MR PA HIND	17/18 Contracted general activity (UDA)	1,800
Contract type name	GDS Contract	Carry forward general activity (UDA)	0
Purpose of contract	General and Orthodontic	17/18 Contracted orthodontic activity (UOA)	180
Contract start date	01/04/2006	Carry forward orthodontic activity (UOA)	0
Contract end date		Baseline contract value	£52,875.00

ACCESS	Contract	England and Wales
24 month ratio of assessments to patient IDs	1.00	1.09

ACTIVITY


Month	Adjusted Scheduled Activity (UOA)	
	2017	2018
April	0	0
May	0	0
June	0	0
July	0	0
August	0	0
September	0	0
October	0	0
November	21	0
December	21	1
January	63	
February	63	
March	63	
April	175	
May	175	
June	175	

QUALITY	Contract Quantity	Contract Base Number	Contract *	Region	England
% of all assessments that were assess and fit appliances (rolling 12 month period)	7	13	53.8%	56.4%	58.6%
% of all assessments that were assess and refuse (rolling 12 month period)	2	13	15.4%	11.2%	11.3%
% of all assessments that were assess and review (rolling 12 month period)	4	13	30.8%	32.4%	30.0%
% of terminated courses where treatment was abandoned or discontinued (rolling 12 month period)	0	7	0.0%	7.4%	7.4%
% of completed treatments indicating that PAR score was taken (year to date)	0	7	0.0%	60.0%	64.3%
Rate of removable appliances per 100 fixed appliances - proposed treatment (rolling 12 month period)	4	14	28.57	5.44	5.53
Rate of removable appliances per 100 fixed appliances - completed treatment (rolling 12 month period)	3	12	25.00	4.01	4.60
% of courses of treatment with removable appliances only - proposed treatment (rolling 12 month period)	0	7	0.0%	1.4%	1.9%
% of courses of treatment with removable appliances only - completed treatment (rolling 12 month period)	0	7	0.0%	0.9%	1.4%
% of patients satisfied with the treatment they have received (rolling 12 month period)	0	0	N/A	95.8%	95.9%

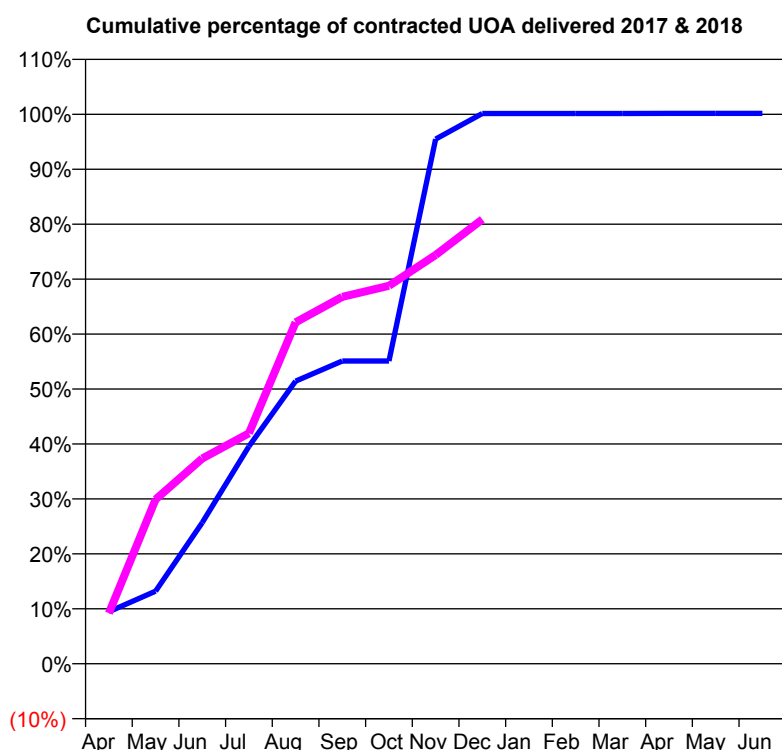
* Figures in italics indicate that the base number is less than 100.

Q46 - Vital Signs Orthodontic At a Glance Contract Report for 321931/0003 - December 2017

Name or company name	MR DC LAVERY
Contract type name	PDS Contract
Purpose of contract	Orthodontic
Contract start date	01/11/2007
Contract end date	31/03/2019

17/18 Contracted general activity (UDA)	0
Carry forward general activity (UDA)	0
17/18 Contracted orthodontic activity (UOA)	2,300
Carry forward orthodontic activity (UOA)	0
Baseline contract value	£150,865.91

ACCESS	Contract	England and Wales
24 month ratio of assessments to patient IDs	1.12	1.09

ACTIVITY


Month	Adjusted Scheduled Activity (UOA)	
	2017	2018
April	218	212
May	304	688
June	591	859
July	910	965
August	1,183	1,429
September	1,267	1,536
October	1,267	1,582
November	2,196	1,711
December	2,303	1,860
January	2,303	
February	2,303	
March	2,303	
April	2,304	
May	2,304	
June	2,304	

QUALITY	Contract Quantity	Contract Base Number	Contract *	Region	England
% of all assessments that were assess and fit appliances (rolling 12 month period)	87	116	75.0%	56.4%	58.6%
% of all assessments that were assess and refuse (rolling 12 month period)	25	116	21.6%	11.2%	11.3%
% of all assessments that were assess and review (rolling 12 month period)	4	116	3.4%	32.4%	30.0%
% of terminated courses where treatment was abandoned or discontinued (rolling 12 month period)	20	159	12.6%	7.4%	7.4%
% of completed treatments indicating that PAR score was taken (year to date)	111	116	95.7%	60.0%	64.3%
Rate of removable appliances per 100 fixed appliances - proposed treatment (rolling 12 month period)	6	166	3.61	5.44	5.53
Rate of removable appliances per 100 fixed appliances - completed treatment (rolling 12 month period)	14	265	5.28	4.01	4.60
% of courses of treatment with removable appliances only - proposed treatment (rolling 12 month period)	0	87	0.0%	1.4%	1.9%
% of courses of treatment with removable appliances only - completed treatment (rolling 12 month period)	2	139	1.4%	0.9%	1.4%
% of patients satisfied with the treatment they have received (rolling 12 month period)	1	1	100.0%	95.8%	95.9%

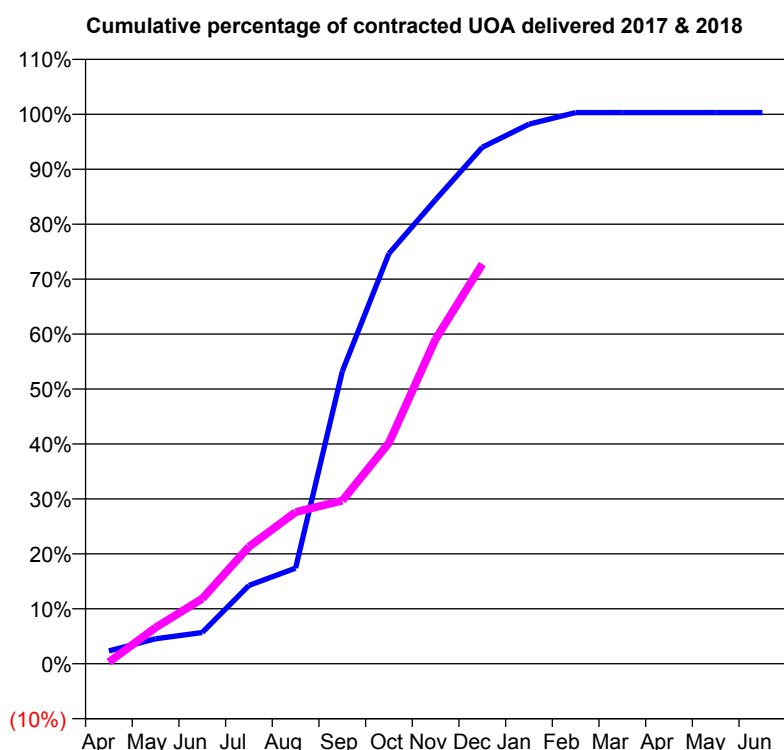
* Figures in italics indicate that the base number is less than 100.

Q46 - Vital Signs Orthodontic At a Glance Contract Report for 329622/0002 - December 2017

Name or company name	MR SD HOWARTH
Contract type name	PDS Contract
Purpose of contract	Orthodontic
Contract start date	01/08/2009
Contract end date	31/03/2019

17/18 Contracted general activity (UDA)	0
Carry forward general activity (UDA)	0
17/18 Contracted orthodontic activity (UOA)	2,000
Carry forward orthodontic activity (UOA)	-6
Baseline contract value	£131,207.33

ACCESS	Contract	England and Wales
24 month ratio of assessments to patient IDs	1.34	1.09

ACTIVITY


Month	Adjusted Scheduled Activity (UOA)	
	2017	2018
April	47	6
May	91	132
June	114	237
July	285	426
August	348	552
September	1,064	594
October	1,493	804
November	1,689	1,182
December	1,880	1,455
January	1,964	
February	2,006	
March	2,006	
April	2,006	
May	2,006	
June	2,006	

QUALITY	Contract Quantity	Contract Base Number	Contract *	Region	England
% of all assessments that were assess and fit appliances (rolling 12 month period)	78	78	100.0%	56.4%	58.6%
% of all assessments that were assess and refuse (rolling 12 month period)	0	78	0.0%	11.2%	11.3%
% of all assessments that were assess and review (rolling 12 month period)	0	78	0.0%	32.4%	30.0%
% of terminated courses where treatment was abandoned or discontinued (rolling 12 month period)	1	59	1.7%	7.4%	7.4%
% of completed treatments indicating that PAR score was taken (year to date)	39	44	88.6%	60.0%	64.3%
Rate of removable appliances per 100 fixed appliances - proposed treatment (rolling 12 month period)	0	0	N/A	5.44	5.53
Rate of removable appliances per 100 fixed appliances - completed treatment (rolling 12 month period)	0	0	N/A	4.01	4.60
% of courses of treatment with removable appliances only - proposed treatment (rolling 12 month period)	0	78	0.0%	1.4%	1.9%
% of courses of treatment with removable appliances only - completed treatment (rolling 12 month period)	0	58	0.0%	0.9%	1.4%
% of patients satisfied with the treatment they have received (rolling 12 month period)	2	2	100.0%	95.8%	95.9%

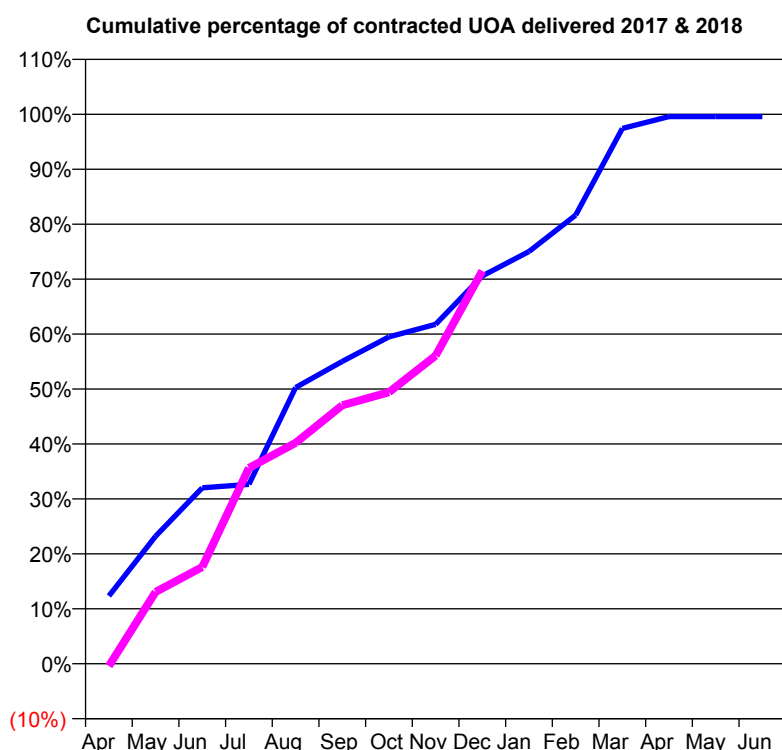
* Figures in italics indicate that the base number is less than 100.

Q46 - Vital Signs Orthodontic At a Glance Contract Report for 567442/0002 - December 2017

Name or company name	MR TM MCHALE
Contract type name	PDS Contract
Purpose of contract	Orthodontic
Contract start date	01/04/2006
Contract end date	31/03/2019

17/18 Contracted general activity (UDA)	0
Carry forward general activity (UDA)	0
17/18 Contracted orthodontic activity (UOA)	965
Carry forward orthodontic activity (UOA)	4
Baseline contract value	£62,504.24

ACCESS	Contract	England and Wales
24 month ratio of assessments to patient IDs	1.02	1.09

ACTIVITY


Month	Adjusted Scheduled Activity (UOA)	
	2017	2018
April	119	-4
May	224	126
June	309	170
July	315	344
August	485	388
September	531	454
October	574	477
November	596	541
December	681	690
January	724	
February	788	
March	940	
April	961	
May	961	
June	961	

QUALITY	Contract Quantity	Contract Base Number	Contract *	Region	England
% of all assessments that were assess and fit appliances (rolling 12 month period)	45	72	62.5%	56.4%	58.6%
% of all assessments that were assess and refuse (rolling 12 month period)	7	72	9.7%	11.2%	11.3%
% of all assessments that were assess and review (rolling 12 month period)	20	72	27.8%	32.4%	30.0%
% of terminated courses where treatment was abandoned or discontinued (rolling 12 month period)	3	47	6.4%	7.4%	7.4%
% of completed treatments indicating that PAR score was taken (year to date)	32	32	100.0%	60.0%	64.3%
Rate of removable appliances per 100 fixed appliances - proposed treatment (rolling 12 month period)	1	1	100.00	5.44	5.53
Rate of removable appliances per 100 fixed appliances - completed treatment (rolling 12 month period)	0	1	0.00	4.01	4.60
% of courses of treatment with removable appliances only - proposed treatment (rolling 12 month period)	1	45	2.2%	1.4%	1.9%
% of courses of treatment with removable appliances only - completed treatment (rolling 12 month period)	0	44	0.0%	0.9%	1.4%
% of patients satisfied with the treatment they have received (rolling 12 month period)	2	2	100.0%	95.8%	95.9%

* Figures in italics indicate that the base number is less than 100.

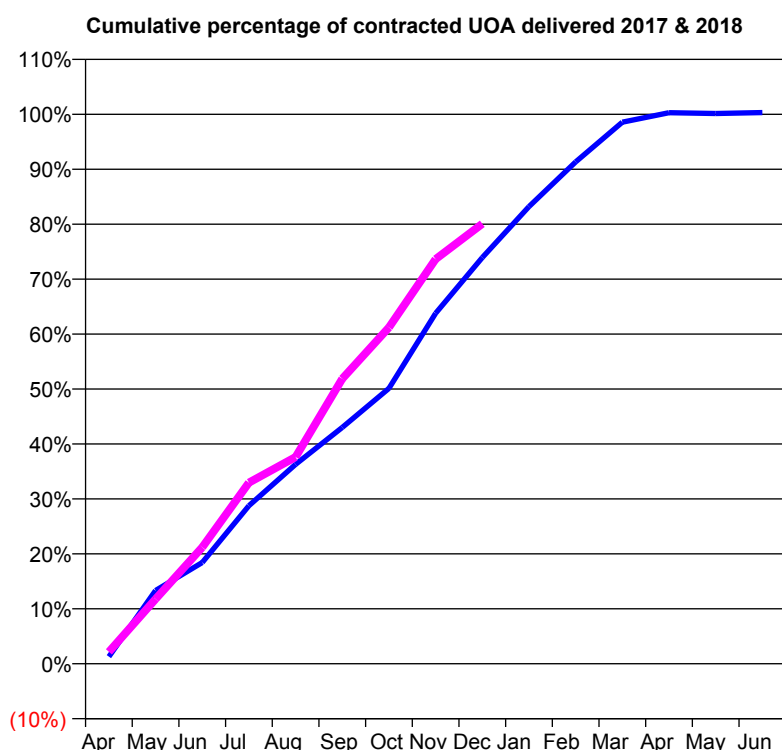
Q46 - Vital Signs Orthodontic At a Glance Contract Report for 650293/0001 - December 2017

Name or company name	MR M KHURANA
Contract type name	PDS Contract
Purpose of contract	Orthodontic
Contract start date	01/04/2006
Contract end date	31/03/2019

17/18 Contracted general activity (UDA)	0
Carry forward general activity (UDA)	0
17/18 Contracted orthodontic activity (UOA)	13,983
Carry forward orthodontic activity (UOA)	-43
Baseline contract value	£818,570.56

ACCESS	Contract	England and Wales
---------------	-----------------	--------------------------

24 month ratio of assessments to patient IDs	1.04	1.09
--	------	------

ACTIVITY


Month	Adjusted Scheduled Activity (UOA)	
	2017	2018
April	181	304
May	1,866	1,647
June	2,576	2,963
July	4,022	4,609
August	5,076	5,260
September	6,015	7,253
October	7,008	8,559
November	8,921	10,297
December	10,337	11,197
January	11,635	
February	12,769	
March	13,782	
April	14,023	
May	14,002	
June	14,026	

QUALITY	Contract Quantity	Contract Base Number	Contract *	Region	England
% of all assessments that were assess and fit appliances (rolling 12 month period)	717	1,027	69.8%	56.4%	58.6%
% of all assessments that were assess and refuse (rolling 12 month period)	94	1,027	9.2%	11.2%	11.3%
% of all assessments that were assess and review (rolling 12 month period)	216	1,027	21.0%	32.4%	30.0%
% of terminated courses where treatment was abandoned or discontinued (rolling 12 month period)	12	595	2.0%	7.4%	7.4%
% of completed treatments indicating that PAR score was taken (year to date)	385	410	93.9%	60.0%	64.3%
Rate of removable appliances per 100 fixed appliances - proposed treatment (rolling 12 month period)	62	1,394	4.45	5.44	5.53
Rate of removable appliances per 100 fixed appliances - completed treatment (rolling 12 month period)	54	1,134	4.76	4.01	4.60
% of courses of treatment with removable appliances only - proposed treatment (rolling 12 month period)	8	717	1.1%	1.4%	1.9%
% of courses of treatment with removable appliances only - completed treatment (rolling 12 month period)	8	583	1.4%	0.9%	1.4%
% of patients satisfied with the treatment they have received (rolling 12 month period)	27	28	96.4%	95.8%	95.9%

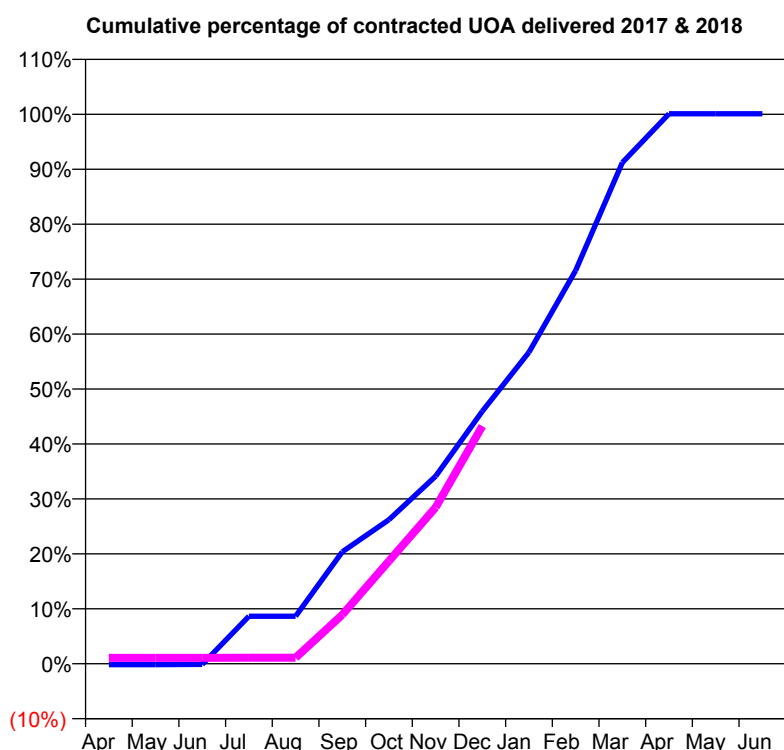
* Figures in italics indicate that the base number is less than 100.

Q46 - Vital Signs Orthodontic At a Glance Contract Report for 650293/0002 - December 2017

Name or company name	MR M KHURANA
Contract type name	PDS Contract
Purpose of contract	Orthodontic
Contract start date	01/06/2009
Contract end date	31/03/2019

17/18 Contracted general activity (UDA)	0
Carry forward general activity (UDA)	0
17/18 Contracted orthodontic activity (UOA)	2,150
Carry forward orthodontic activity (UOA)	-2
Baseline contract value	£131,207.33

ACCESS	Contract	England and Wales
24 month ratio of assessments to patient IDs	1.02	1.09

ACTIVITY


Month	Adjusted Scheduled Activity (UOA)	
	2017	2018
April	-4	23
May	-4	23
June	-3	23
July	186	24
August	186	24
September	438	192
October	564	402
November	734	612
December	988	930
January	1,219	
February	1,539	
March	1,961	
April	2,152	
May	2,152	
June	2,152	

QUALITY	Contract Quantity	Contract Base Number	Contract *	Region	England
% of all assessments that were assess and fit appliances (rolling 12 month period)	103	108	95.4%	56.4%	58.6%
% of all assessments that were assess and refuse (rolling 12 month period)	4	108	3.7%	11.2%	11.3%
% of all assessments that were assess and review (rolling 12 month period)	1	108	0.9%	32.4%	30.0%
% of terminated courses where treatment was abandoned or discontinued (rolling 12 month period)	3	62	4.8%	7.4%	7.4%
% of completed treatments indicating that PAR score was taken (year to date)	43	49	87.8%	60.0%	64.3%
Rate of removable appliances per 100 fixed appliances - proposed treatment (rolling 12 month period)	7	198	3.54	5.44	5.53
Rate of removable appliances per 100 fixed appliances - completed treatment (rolling 12 month period)	1	118	0.85	4.01	4.60
% of courses of treatment with removable appliances only - proposed treatment (rolling 12 month period)	1	103	1.0%	1.4%	1.9%
% of courses of treatment with removable appliances only - completed treatment (rolling 12 month period)	0	59	0.0%	0.9%	1.4%
% of patients satisfied with the treatment they have received (rolling 12 month period)	3	3	100.0%	95.8%	95.9%

* Figures in italics indicate that the base number is less than 100.

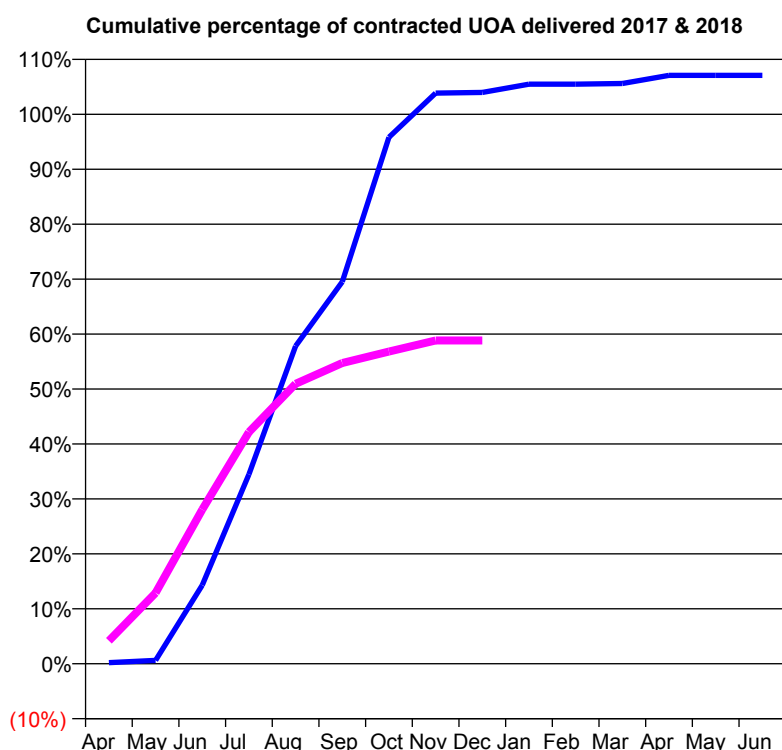
Q46 - Vital Signs Orthodontic At a Glance Contract Report for 676616/0001 - December 2017

Name or company name	MR RJ DORRINGTON
Contract type name	Pilot Contract
Purpose of contract	General and Orthodontic
Contract start date	01/04/2006
Contract end date	

17/18 Contracted general activity (UDA)	13,620
Carry forward general activity (UDA)	0
17/18 Contracted orthodontic activity (UOA)	1,482
Carry forward orthodontic activity (UOA)	0
Baseline contract value	£405,264.28

ACCESS

	Contract	England and Wales
24 month ratio of assessments to patient IDs	1.12	1.09

ACTIVITY


Month	Adjusted Scheduled Activity (UOA)	
	2017	2018
April	3	62
May	9	191
June	212	416
July	511	625
August	857	755
September	1,030	811
October	1,420	842
November	1,539	872
December	1,541	872
January	1,563	
February	1,563	
March	1,565	
April	1,587	
May	1,587	
June	1,587	

QUALITY

	Contract Quantity	Contract Base Number	Contract *	Region	England
% of all assessments that were assess and fit appliances (rolling 12 month period)	38	159	23.9%	56.4%	58.6%
% of all assessments that were assess and refuse (rolling 12 month period)	12	159	7.5%	11.2%	11.3%
% of all assessments that were assess and review (rolling 12 month period)	109	159	68.6%	32.4%	30.0%
% of terminated courses where treatment was abandoned or discontinued (rolling 12 month period)	2	81	2.5%	7.4%	7.4%
% of completed treatments indicating that PAR score was taken (year to date)	27	65	41.5%	60.0%	64.3%
Rate of removable appliances per 100 fixed appliances - proposed treatment (rolling 12 month period)	2	57	3.51	5.44	5.53
Rate of removable appliances per 100 fixed appliances - completed treatment (rolling 12 month period)	5	126	3.97	4.01	4.60
% of courses of treatment with removable appliances only - proposed treatment (rolling 12 month period)	2	38	5.3%	1.4%	1.9%
% of courses of treatment with removable appliances only - completed treatment (rolling 12 month period)	0	79	0.0%	0.9%	1.4%
% of patients satisfied with the treatment they have received (rolling 12 month period)	1	1	100.0%	95.8%	95.9%

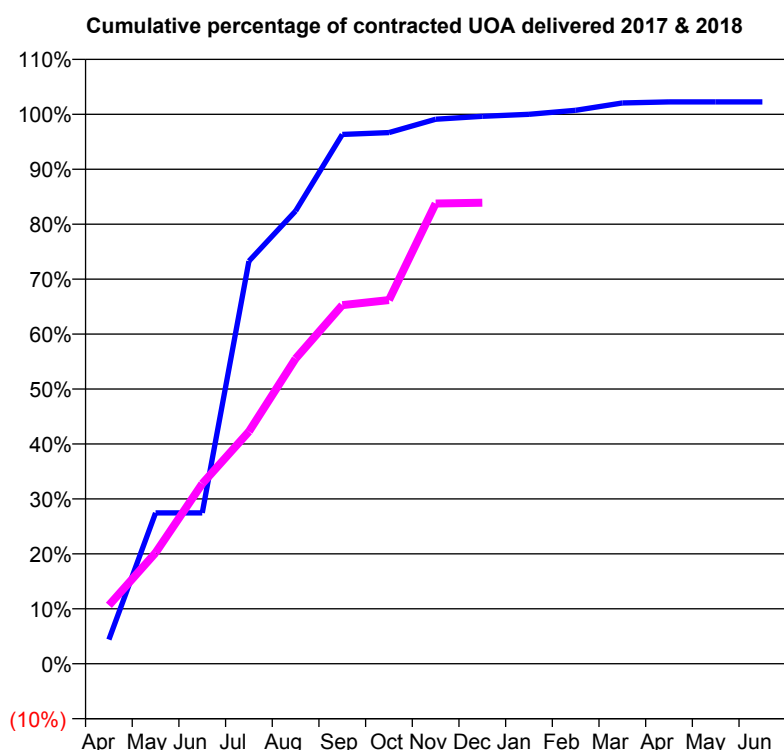
* Figures in italics indicate that the base number is less than 100.

Q46 - Vital Signs Orthodontic At a Glance Contract Report for 679224/0001 - December 2017

Name or company name	Veenu Singla & Duncan Harrop
Contract type name	GDS Contract
Purpose of contract	General and Orthodontic
Contract start date	01/04/2006
Contract end date	

17/18 Contracted general activity (UDA)	3,916
Carry forward general activity (UDA)	-29
17/18 Contracted orthodontic activity (UOA)	523
Carry forward orthodontic activity (UOA)	-10
Baseline contract value	£152,768.19

ACCESS	Contract	England and Wales
24 month ratio of assessments to patient IDs	1.45	1.09

ACTIVITY


Month	Adjusted Scheduled Activity (UOA)	
	2017	2018
April	23	56
May	144	106
June	144	171
July	383	221
August	431	290
September	504	341
October	506	346
November	518	438
December	521	439
January	523	
February	527	
March	534	
April	535	
May	535	
June	535	

QUALITY	Contract Quantity	Contract Base Number	Contract *	Region	England
% of all assessments that were assess and fit appliances (rolling 12 month period)	18	69	26.1%	56.4%	58.6%
% of all assessments that were assess and refuse (rolling 12 month period)	10	69	14.5%	11.2%	11.3%
% of all assessments that were assess and review (rolling 12 month period)	41	69	59.4%	32.4%	30.0%
% of terminated courses where treatment was abandoned or discontinued (rolling 12 month period)	1	18	5.6%	7.4%	7.4%
% of completed treatments indicating that PAR score was taken (year to date)	7	16	43.8%	60.0%	64.3%
Rate of removable appliances per 100 fixed appliances - proposed treatment (rolling 12 month period)	1	33	3.03	5.44	5.53
Rate of removable appliances per 100 fixed appliances - completed treatment (rolling 12 month period)	0	29	0.00	4.01	4.60
% of courses of treatment with removable appliances only - proposed treatment (rolling 12 month period)	0	18	0.0%	1.4%	1.9%
% of courses of treatment with removable appliances only - completed treatment (rolling 12 month period)	0	17	0.0%	0.9%	1.4%
% of patients satisfied with the treatment they have received (rolling 12 month period)	0	0	N/A	95.8%	95.9%

* Figures in italics indicate that the base number is less than 100.

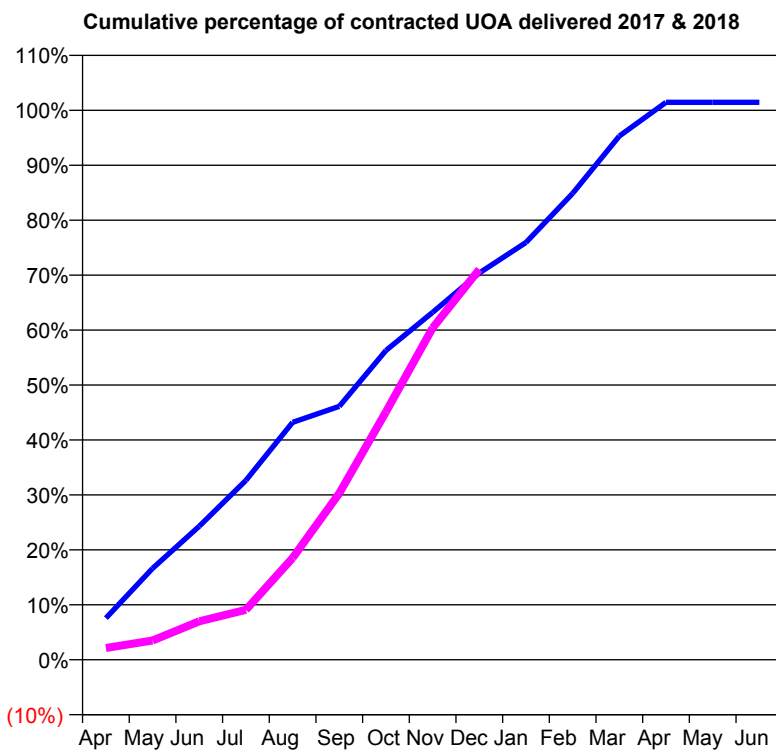
Q46 - Vital Signs Orthodontic At a Glance Contract Report for 723312/0003 - December 2017

Name or company name	Aligned Dental Care Ltd
Contract type name	PDS Contract
Purpose of contract	Orthodontic
Contract start date	01/04/2006
Contract end date	31/03/2019

17/18 Contracted general activity (UDA)	0
Carry forward general activity (UDA)	0
17/18 Contracted orthodontic activity (UOA)	3,083
Carry forward orthodontic activity (UOA)	-45
Baseline contract value	£199,689.74

ACCESS

	Contract	England and Wales
24 month ratio of assessments to patient IDs	1.06	1.09

ACTIVITY


Month	Adjusted Scheduled Activity (UOA)	
	2017	2018
April	234	66
May	513	108
June	749	216
July	1,007	280
August	1,332	571
September	1,422	934
October	1,735	1,391
November	1,949	1,862
December	2,170	2,190
January	2,341	
February	2,617	
March	2,938	
April	3,128	
May	3,128	
June	3,128	

QUALITY

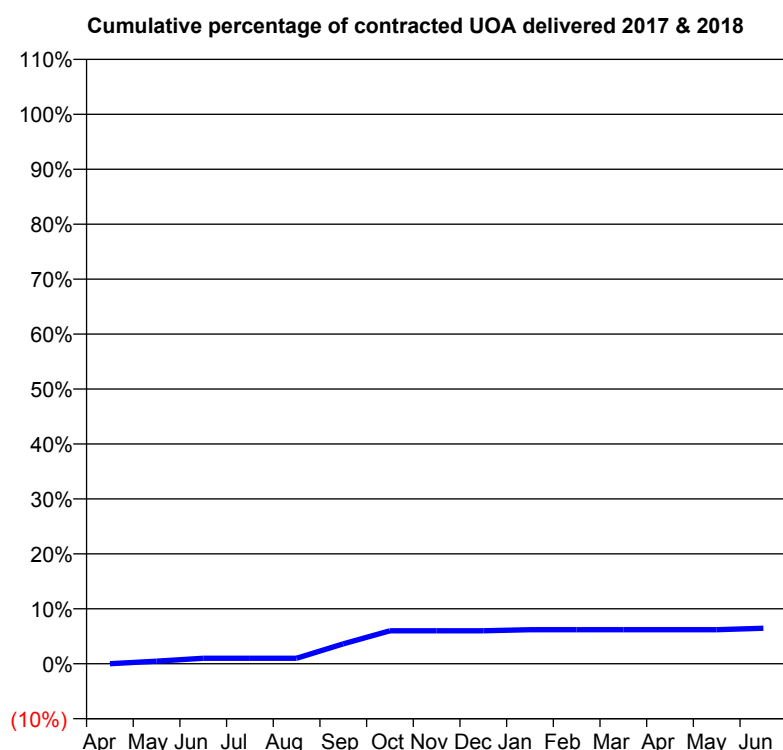
	Contract Quantity	Contract Base Number	Contract *	Region	England
% of all assessments that were assess and fit appliances (rolling 12 month period)	144	224	64.3%	56.4%	58.6%
% of all assessments that were assess and refuse (rolling 12 month period)	66	224	29.5%	11.2%	11.3%
% of all assessments that were assess and review (rolling 12 month period)	14	224	6.3%	32.4%	30.0%
% of terminated courses where treatment was abandoned or discontinued (rolling 12 month period)	10	108	9.3%	7.4%	7.4%
% of completed treatments indicating that PAR score was taken (year to date)	65	65	100.0%	60.0%	64.3%
Rate of removable appliances per 100 fixed appliances - proposed treatment (rolling 12 month period)	20	273	7.33	5.44	5.53
Rate of removable appliances per 100 fixed appliances - completed treatment (rolling 12 month period)	13	153	8.50	4.01	4.60
% of courses of treatment with removable appliances only - proposed treatment (rolling 12 month period)	0	144	0.0%	1.4%	1.9%
% of courses of treatment with removable appliances only - completed treatment (rolling 12 month period)	2	98	2.0%	0.9%	1.4%
% of patients satisfied with the treatment they have received (rolling 12 month period)	1	1	100.0%	95.8%	95.9%

* Figures in italics indicate that the base number is less than 100.

Q46 - Vital Signs Orthodontic At a Glance Contract Report for 770795/0001 - December 2017

Name or company name	MR AR ULLATHORNE	17/18 Contracted general activity (UDA)	10,925
Contract type name	GDS Contract	Carry forward general activity (UDA)	4,963
Purpose of contract	General and Orthodontic	17/18 Contracted orthodontic activity (UOA)	380
Contract start date	01/12/2013	Carry forward orthodontic activity (UOA)	355
Contract end date		Baseline contract value	£304,458.85

ACCESS	Contract	England and Wales
24 month ratio of assessments to patient IDs	1.19	1.09

ACTIVITY


Month	Adjusted Scheduled Activity (UOA)	
	2017	2018
April	0	-355
May	2	-355
June	4	-339
July	4	-326
August	4	-308
September	14	-292
October	23	-268
November	23	-268
December	23	-244
January	24	
February	24	
March	24	
April	24	
May	24	
June	25	

QUALITY	Contract Quantity	Contract Base Number	Contract *	Region	England
% of all assessments that were assess and fit appliances (rolling 12 month period)	0	111	0.0%	56.4%	58.6%
% of all assessments that were assess and refuse (rolling 12 month period)	0	111	0.0%	11.2%	11.3%
% of all assessments that were assess and review (rolling 12 month period)	111	111	100.0%	32.4%	30.0%
% of terminated courses where treatment was abandoned or discontinued (rolling 12 month period)	0	0	N/A	7.4%	7.4%
% of completed treatments indicating that PAR score was taken (year to date)	0	0	N/A	60.0%	64.3%
Rate of removable appliances per 100 fixed appliances - proposed treatment (rolling 12 month period)	0	0	N/A	5.44	5.53
Rate of removable appliances per 100 fixed appliances - completed treatment (rolling 12 month period)	0	0	N/A	4.01	4.60
% of courses of treatment with removable appliances only - proposed treatment (rolling 12 month period)	0	0	N/A	1.4%	1.9%
% of courses of treatment with removable appliances only - completed treatment (rolling 12 month period)	0	0	N/A	0.9%	1.4%
% of patients satisfied with the treatment they have received (rolling 12 month period)	0	0	N/A	95.8%	95.9%

* Figures in italics indicate that the base number is less than 100.

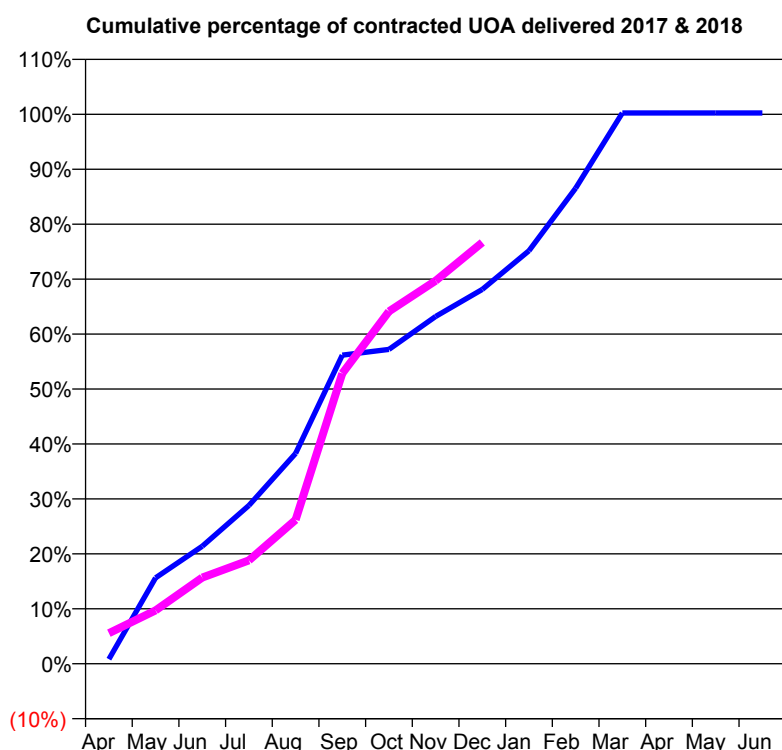
Q46 - Vital Signs Orthodontic At a Glance Contract Report for 783579/0003 - December 2017

Name or company name	Northwest Orthodontists Ltd
Contract type name	PDS Contract
Purpose of contract	Orthodontic
Contract start date	01/04/2011
Contract end date	31/03/2019

17/18 Contracted general activity (UDA)	0
Carry forward general activity (UDA)	0
17/18 Contracted orthodontic activity (UOA)	10,229
Carry forward orthodontic activity (UOA)	-24
Baseline contract value	£624,090.96

ACCESS

	Contract	England and Wales
24 month ratio of assessments to patient IDs	1.00	1.09

ACTIVITY


Month	Adjusted Scheduled Activity (UOA)	
	2017	2018
April	85	570
May	1,599	994
June	2,187	1,605
July	2,947	1,924
August	3,915	2,680
September	5,746	5,405
October	5,851	6,560
November	6,466	7,131
December	6,970	7,842
January	7,690	
February	8,853	
March	10,253	
April	10,253	
May	10,253	
June	10,253	

QUALITY

	Contract Quantity	Contract Base Number	Contract *	Region	England
% of all assessments that were assess and fit appliances (rolling 12 month period)	529	552	95.8%	56.4%	58.6%
% of all assessments that were assess and refuse (rolling 12 month period)	11	552	2.0%	11.2%	11.3%
% of all assessments that were assess and review (rolling 12 month period)	12	552	2.2%	32.4%	30.0%
% of terminated courses where treatment was abandoned or discontinued (rolling 12 month period)	4	449	0.9%	7.4%	7.4%
% of completed treatments indicating that PAR score was taken (year to date)	130	301	43.2%	60.0%	64.3%
Rate of removable appliances per 100 fixed appliances - proposed treatment (rolling 12 month period)	23	1,050	2.19	5.44	5.53
Rate of removable appliances per 100 fixed appliances - completed treatment (rolling 12 month period)	0	2	0.00	4.01	4.60
% of courses of treatment with removable appliances only - proposed treatment (rolling 12 month period)	2	529	0.4%	1.4%	1.9%
% of courses of treatment with removable appliances only - completed treatment (rolling 12 month period)	0	445	0.0%	0.9%	1.4%
% of patients satisfied with the treatment they have received (rolling 12 month period)	11	12	91.7%	95.8%	95.9%

* Figures in italics indicate that the base number is less than 100.

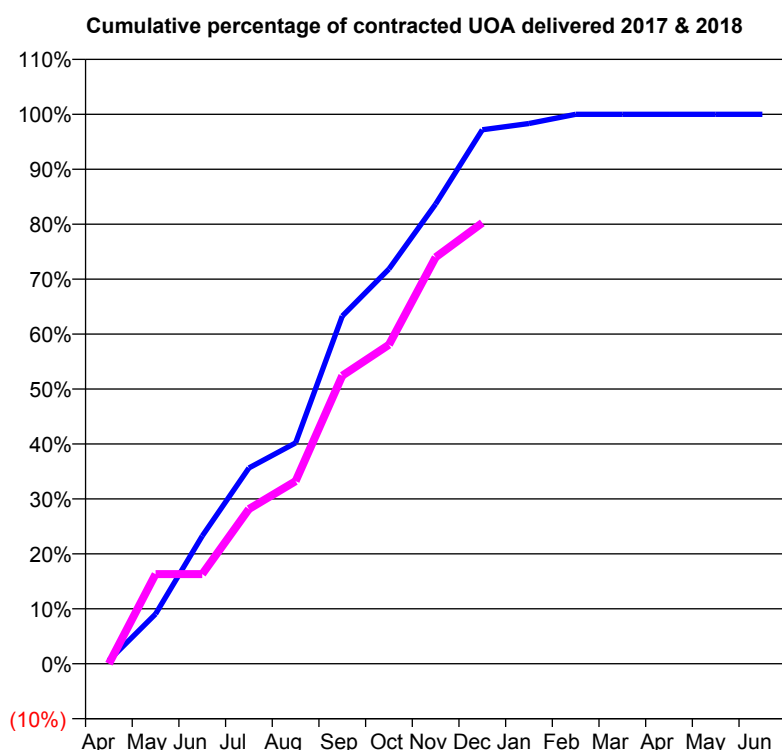
Q46 - Vital Signs Orthodontic At a Glance Contract Report for 783579/0005 - December 2017

Name or company name	Northwest Orthodontists Ltd
Contract type name	PDS Contract
Purpose of contract	Orthodontic
Contract start date	01/04/2012
Contract end date	31/03/2019

17/18 Contracted general activity (UDA)	0
Carry forward general activity (UDA)	0
17/18 Contracted orthodontic activity (UOA)	3,729
Carry forward orthodontic activity (UOA)	0
Baseline contract value	£219,388.69

ACCESS

	Contract	England and Wales
24 month ratio of assessments to patient IDs	1.00	1.09

ACTIVITY


Month	Adjusted Scheduled Activity (UOA)	
	2017	2018
April	23	0
May	338	609
June	867	609
July	1,329	1,050
August	1,499	1,239
September	2,360	1,955
October	2,679	2,165
November	3,120	2,759
December	3,624	2,992
January	3,666	
February	3,729	
March	3,729	
April	3,729	
May	3,729	
June	3,729	

QUALITY

	Contract Quantity	Contract Base Number	Contract *	Region	England
% of all assessments that were assess and fit appliances (rolling 12 month period)	148	148	100.0%	56.4%	58.6%
% of all assessments that were assess and refuse (rolling 12 month period)	0	148	0.0%	11.2%	11.3%
% of all assessments that were assess and review (rolling 12 month period)	0	148	0.0%	32.4%	30.0%
% of terminated courses where treatment was abandoned or discontinued (rolling 12 month period)	0	135	0.0%	7.4%	7.4%
% of completed treatments indicating that PAR score was taken (year to date)	50	87	57.5%	60.0%	64.3%
Rate of removable appliances per 100 fixed appliances - proposed treatment (rolling 12 month period)	11	289	3.81	5.44	5.53
Rate of removable appliances per 100 fixed appliances - completed treatment (rolling 12 month period)	0	0	N/A	4.01	4.60
% of courses of treatment with removable appliances only - proposed treatment (rolling 12 month period)	0	148	0.0%	1.4%	1.9%
% of courses of treatment with removable appliances only - completed treatment (rolling 12 month period)	0	135	0.0%	0.9%	1.4%
% of patients satisfied with the treatment they have received (rolling 12 month period)	5	5	100.0%	95.8%	95.9%

* Figures in italics indicate that the base number is less than 100.

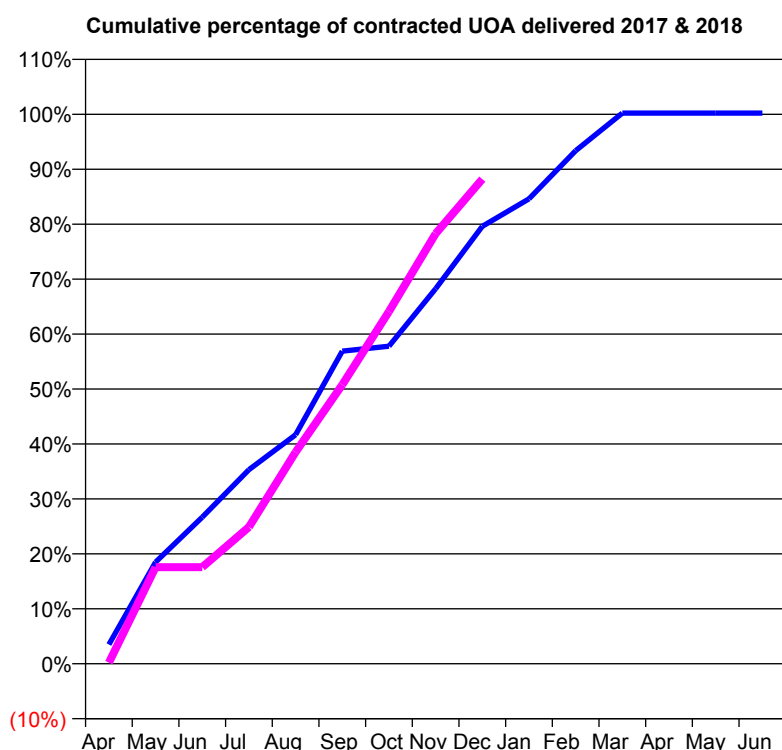
Q46 - Vital Signs Orthodontic At a Glance Contract Report for 783579/0006 - December 2017

Name or company name	Northwest Orthodontists Ltd
Contract type name	PDS Contract
Purpose of contract	Orthodontic
Contract start date	01/04/2012
Contract end date	31/03/2019

17/18 Contracted general activity (UDA)	0
Carry forward general activity (UDA)	0
17/18 Contracted orthodontic activity (UOA)	4,621
Carry forward orthodontic activity (UOA)	-10
Baseline contract value	£270,515.24

ACCESS

	Contract	England and Wales
24 month ratio of assessments to patient IDs	1.00	1.09

ACTIVITY


Month	Adjusted Scheduled Activity (UOA)	
	2017	2018
April	162	10
May	855	812
June	1,233	812
July	1,632	1,150
August	1,926	1,780
September	2,629	2,347
October	2,671	2,962
November	3,154	3,617
December	3,679	4,076
January	3,910	
February	4,314	
March	4,631	
April	4,631	
May	4,631	
June	4,631	

QUALITY	Contract Quantity	Contract Base Number	Contract *	Region	England
% of all assessments that were assess and fit appliances (rolling 12 month period)	238	261	91.2%	56.4%	58.6%
% of all assessments that were assess and refuse (rolling 12 month period)	11	261	4.2%	11.2%	11.3%
% of all assessments that were assess and review (rolling 12 month period)	12	261	4.6%	32.4%	30.0%
% of terminated courses where treatment was abandoned or discontinued (rolling 12 month period)	0	193	0.0%	7.4%	7.4%
% of completed treatments indicating that PAR score was taken (year to date)	78	125	62.4%	60.0%	64.3%
Rate of removable appliances per 100 fixed appliances - proposed treatment (rolling 12 month period)	64	474	13.50	5.44	5.53
Rate of removable appliances per 100 fixed appliances - completed treatment (rolling 12 month period)	2	30	6.67	4.01	4.60
% of courses of treatment with removable appliances only - proposed treatment (rolling 12 month period)	1	238	0.4%	1.4%	1.9%
% of courses of treatment with removable appliances only - completed treatment (rolling 12 month period)	0	193	0.0%	0.9%	1.4%
% of patients satisfied with the treatment they have received (rolling 12 month period)	1	1	100.0%	95.8%	95.9%

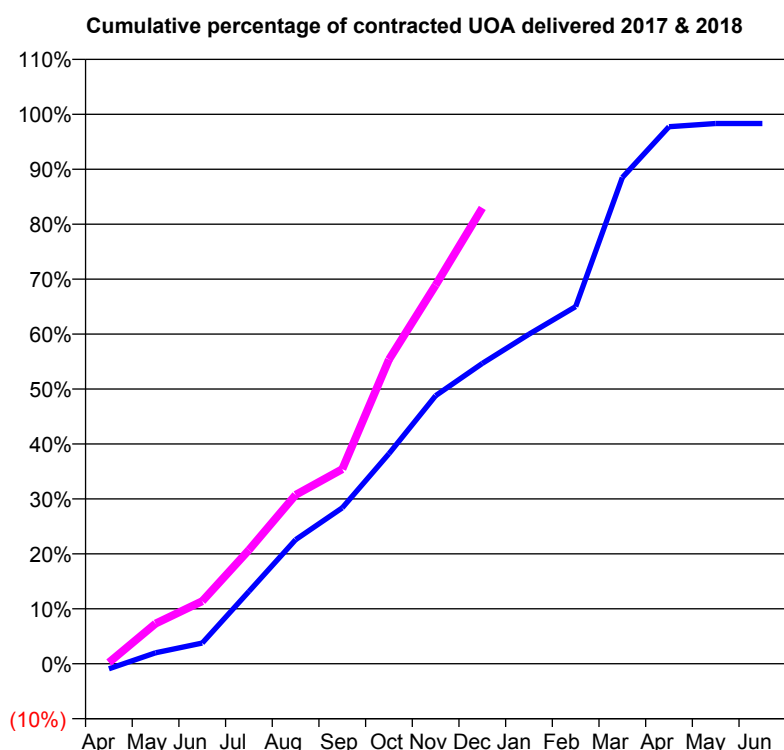
* Figures in italics indicate that the base number is less than 100.

Q46 - Vital Signs Orthodontic At a Glance Contract Report for 813559/0002 - December 2017

Name or company name	MR NA HALL
Contract type name	PDS Contract
Purpose of contract	Orthodontic
Contract start date	01/04/2012
Contract end date	31/03/2019

17/18 Contracted general activity (UDA)	0
Carry forward general activity (UDA)	0
17/18 Contracted orthodontic activity (UOA)	3,632
Carry forward orthodontic activity (UOA)	57
Baseline contract value	£213,682.08

ACCESS	Contract	England and Wales
24 month ratio of assessments to patient IDs	1.02	1.09

ACTIVITY


Month	Adjusted Scheduled Activity (UOA)	
	2017	2018
April	-34	8
May	73	266
June	137	414
July	478	752
August	820	1,116
September	1,031	1,286
October	1,389	2,011
November	1,772	2,503
December	1,985	3,013
January	2,178	
February	2,361	
March	3,214	
April	3,550	
May	3,571	
June	3,571	

QUALITY	Contract Quantity	Contract Base Number	Contract *	Region	England
% of all assessments that were assess and fit appliances (rolling 12 month period)	220	288	76.4%	56.4%	58.6%
% of all assessments that were assess and refuse (rolling 12 month period)	24	288	8.3%	11.2%	11.3%
% of all assessments that were assess and review (rolling 12 month period)	44	288	15.3%	32.4%	30.0%
% of terminated courses where treatment was abandoned or discontinued (rolling 12 month period)	12	159	7.5%	7.4%	7.4%
% of completed treatments indicating that PAR score was taken (year to date)	35	111	31.5%	60.0%	64.3%
Rate of removable appliances per 100 fixed appliances - proposed treatment (rolling 12 month period)	12	431	2.78	5.44	5.53
Rate of removable appliances per 100 fixed appliances - completed treatment (rolling 12 month period)	14	276	5.07	4.01	4.60
% of courses of treatment with removable appliances only - proposed treatment (rolling 12 month period)	2	220	0.9%	1.4%	1.9%
% of courses of treatment with removable appliances only - completed treatment (rolling 12 month period)	3	147	2.0%	0.9%	1.4%
% of patients satisfied with the treatment they have received (rolling 12 month period)	5	5	100.0%	95.8%	95.9%

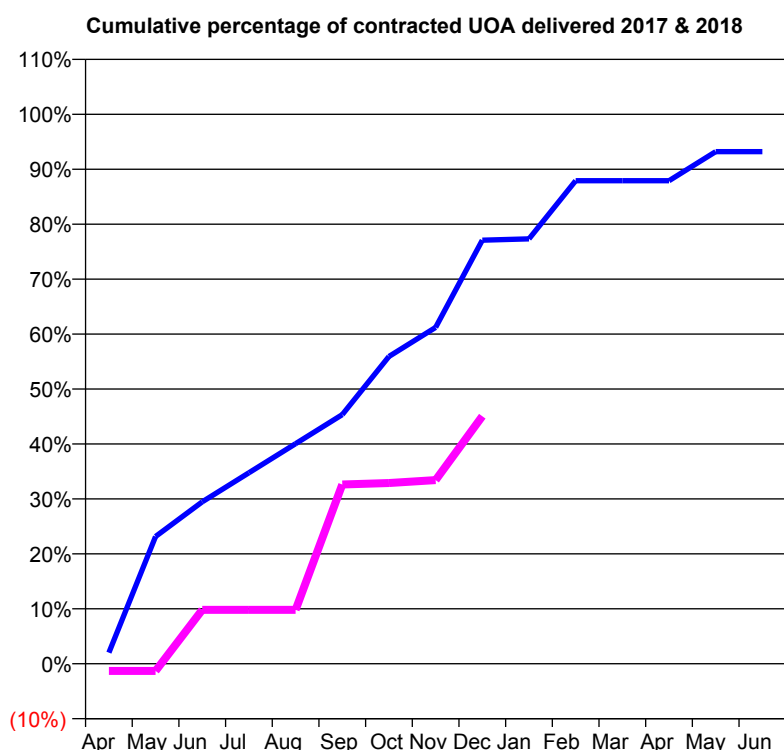
* Figures in italics indicate that the base number is less than 100.

Q46 - Vital Signs Orthodontic At a Glance Contract Report for 824372/0001 - December 2017

Name or company name	MRS LR DOVER
Contract type name	GDS Contract
Purpose of contract	General and Orthodontic
Contract start date	01/04/2006
Contract end date	

17/18 Contracted general activity (UDA)	722
Carry forward general activity (UDA)	0
17/18 Contracted orthodontic activity (UOA)	377
Carry forward orthodontic activity (UOA)	5
Baseline contract value	£34,169.26

ACCESS	Contract	England and Wales
24 month ratio of assessments to patient IDs	1.00	1.09

ACTIVITY


Month	Adjusted Scheduled Activity (UOA)	
	2017	2018
April	8	-5
May	92	-5
June	117	37
July	138	37
August	159	37
September	180	123
October	222	124
November	243	126
December	306	170
January	307	
February	349	
March	349	
April	349	
May	370	
June	370	

QUALITY

	Contract Quantity	Contract Base Number	Contract *	Region	England
% of all assessments that were assess and fit appliances (rolling 12 month period)	11	18	61.1%	56.4%	58.6%
% of all assessments that were assess and refuse (rolling 12 month period)	6	18	33.3%	11.2%	11.3%
% of all assessments that were assess and review (rolling 12 month period)	1	18	5.6%	32.4%	30.0%
% of terminated courses where treatment was abandoned or discontinued (rolling 12 month period)	0	14	0.0%	7.4%	7.4%
% of completed treatments indicating that PAR score was taken (year to date)	10	10	100.0%	60.0%	64.3%
Rate of removable appliances per 100 fixed appliances - proposed treatment (rolling 12 month period)	1	22	4.55	5.44	5.53
Rate of removable appliances per 100 fixed appliances - completed treatment (rolling 12 month period)	0	25	0.00	4.01	4.60
% of courses of treatment with removable appliances only - proposed treatment (rolling 12 month period)	0	11	0.0%	1.4%	1.9%
% of courses of treatment with removable appliances only - completed treatment (rolling 12 month period)	0	14	0.0%	0.9%	1.4%
% of patients satisfied with the treatment they have received (rolling 12 month period)	1	1	100.0%	95.8%	95.9%

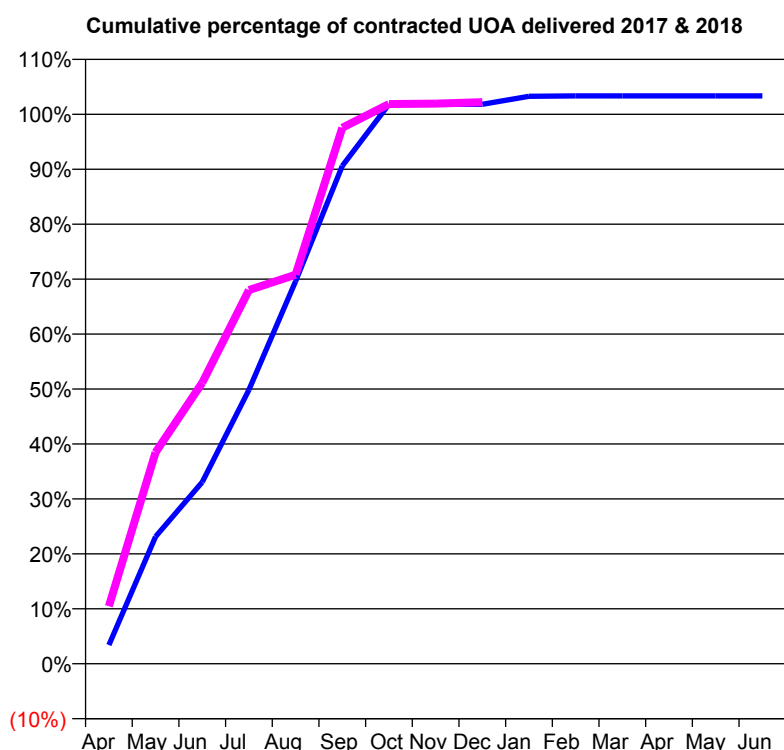
* Figures in italics indicate that the base number is less than 100.

Q46 - Vital Signs Orthodontic At a Glance Contract Report for 829188/0001 - December 2017

Name or company name	MR WW LEE
Contract type name	PDS Contract
Purpose of contract	Orthodontic
Contract start date	01/04/2006
Contract end date	31/03/2019

17/18 Contracted general activity (UDA)	0
Carry forward general activity (UDA)	0
17/18 Contracted orthodontic activity (UOA)	1,500
Carry forward orthodontic activity (UOA)	-30
Baseline contract value	£87,810.62

ACCESS	Contract	England and Wales
24 month ratio of assessments to patient IDs	1.00	1.09

ACTIVITY


Month	Adjusted Scheduled Activity (UOA)	
	2017	2018
April	51	157
May	347	577
June	496	767
July	748	1,020
August	1,044	1,062
September	1,359	1,463
October	1,527	1,528
November	1,527	1,529
December	1,527	1,533
January	1,549	
February	1,550	
March	1,550	
April	1,550	
May	1,550	
June	1,550	

QUALITY	Contract Quantity	Contract Base Number	Contract *	Region	England
% of all assessments that were assess and fit appliances (rolling 12 month period)	72	86	83.7%	56.4%	58.6%
% of all assessments that were assess and refuse (rolling 12 month period)	13	86	15.1%	11.2%	11.3%
% of all assessments that were assess and review (rolling 12 month period)	1	86	1.2%	32.4%	30.0%
% of terminated courses where treatment was abandoned or discontinued (rolling 12 month period)	3	61	4.9%	7.4%	7.4%
% of completed treatments indicating that PAR score was taken (year to date)	32	38	84.2%	60.0%	64.3%
Rate of removable appliances per 100 fixed appliances - proposed treatment (rolling 12 month period)	0	142	0.00	5.44	5.53
Rate of removable appliances per 100 fixed appliances - completed treatment (rolling 12 month period)	0	115	0.00	4.01	4.60
% of courses of treatment with removable appliances only - proposed treatment (rolling 12 month period)	0	72	0.0%	1.4%	1.9%
% of courses of treatment with removable appliances only - completed treatment (rolling 12 month period)	0	58	0.0%	0.9%	1.4%
% of patients satisfied with the treatment they have received (rolling 12 month period)	2	3	66.7%	95.8%	95.9%

* Figures in italics indicate that the base number is less than 100.

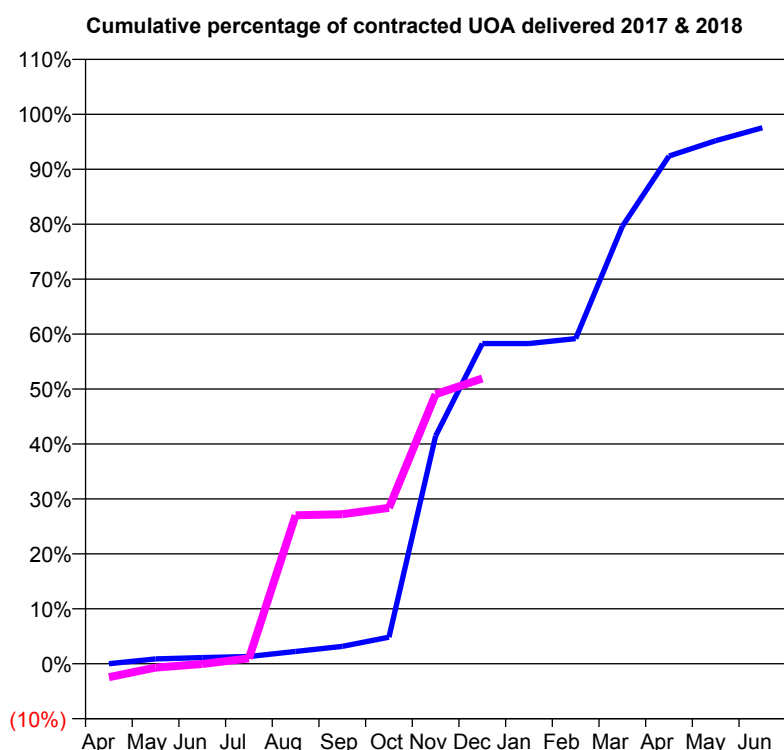
Q46 - Vital Signs Orthodontic At a Glance Contract Report for 840696/0001 - December 2017

Name or company name	MR MJ KELLY
Contract type name	GDS Contract
Purpose of contract	General and Orthodontic
Contract start date	01/04/2006
Contract end date	

17/18 Contracted general activity (UDA)	7,750
Carry forward general activity (UDA)	0
17/18 Contracted orthodontic activity (UOA)	3,035
Carry forward orthodontic activity (UOA)	75
Baseline contract value	£413,059.09

ACCESS

	Contract	England and Wales
24 month ratio of assessments to patient IDs	1.06	1.09

ACTIVITY


Month	Adjusted Scheduled Activity (UOA)	
	2017	2018
April	0	-75
May	27	-22
June	34	-2
July	40	30
August	68	820
September	96	826
October	147	861
November	1,258	1,489
December	1,769	1,576
January	1,769	
February	1,796	
March	2,416	
April	2,804	
May	2,889	
June	2,960	

QUALITY

	Contract Quantity	Contract Base Number	Contract *	Region	England
% of all assessments that were assess and fit appliances (rolling 12 month period)	129	322	40.1%	56.4%	58.6%
% of all assessments that were assess and refuse (rolling 12 month period)	101	322	31.4%	11.2%	11.3%
% of all assessments that were assess and review (rolling 12 month period)	92	322	28.6%	32.4%	30.0%
% of terminated courses where treatment was abandoned or discontinued (rolling 12 month period)	5	16	31.3%	7.4%	7.4%
% of completed treatments indicating that PAR score was taken (year to date)	1	10	10.0%	60.0%	64.3%
Rate of removable appliances per 100 fixed appliances - proposed treatment (rolling 12 month period)	2	211	0.95	5.44	5.53
Rate of removable appliances per 100 fixed appliances - completed treatment (rolling 12 month period)	1	17	5.88	4.01	4.60
% of courses of treatment with removable appliances only - proposed treatment (rolling 12 month period)	2	129	1.6%	1.4%	1.9%
% of courses of treatment with removable appliances only - completed treatment (rolling 12 month period)	1	11	9.1%	0.9%	1.4%
% of patients satisfied with the treatment they have received (rolling 12 month period)	5	5	100.0%	95.8%	95.9%

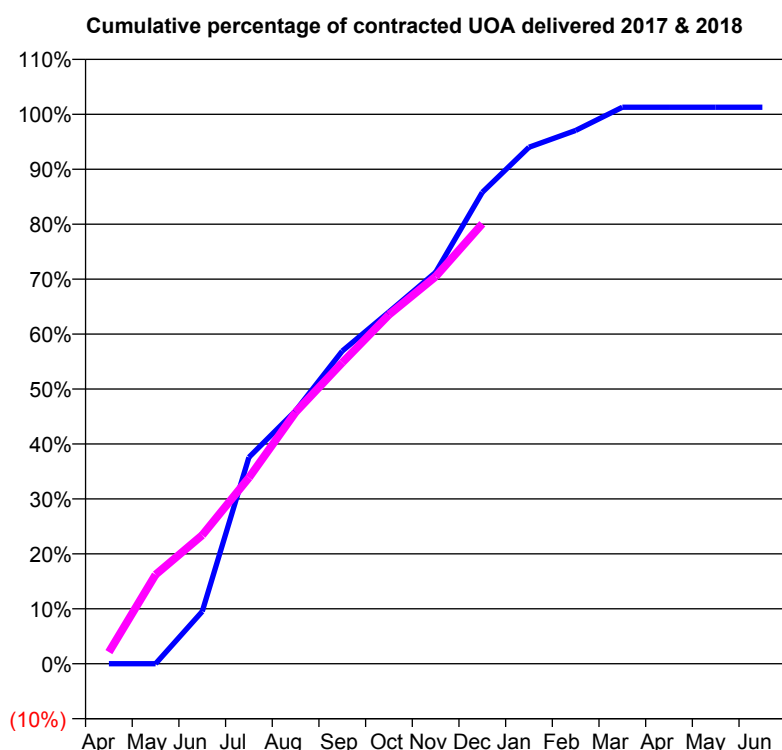
* Figures in italics indicate that the base number is less than 100.

Q46 - Vital Signs Orthodontic At a Glance Contract Report for 857475/0001 - December 2017

Name or company name	MS M PATEL
Contract type name	PDS Contract
Purpose of contract	Orthodontic
Contract start date	01/11/2009
Contract end date	31/03/2019

17/18 Contracted general activity (UDA)	0
Carry forward general activity (UDA)	0
17/18 Contracted orthodontic activity (UOA)	7,916
Carry forward orthodontic activity (UOA)	-102
Baseline contract value	£482,924.06

ACCESS	Contract	England and Wales
24 month ratio of assessments to patient IDs	1.01	1.09

ACTIVITY


Month	Adjusted Scheduled Activity (UOA)	
	2017	2018
April	0	169
May	0	1,284
June	759	1,853
July	2,996	2,680
August	3,672	3,624
September	4,539	4,338
October	5,107	5,028
November	5,681	5,578
December	6,843	6,338
January	7,497	
February	7,740	
March	8,076	
April	8,077	
May	8,077	
June	8,077	

QUALITY	Contract Quantity	Contract Base Number	Contract *	Region	England
% of all assessments that were assess and fit appliances (rolling 12 month period)	351	474	74.1%	56.4%	58.6%
% of all assessments that were assess and refuse (rolling 12 month period)	21	474	4.4%	11.2%	11.3%
% of all assessments that were assess and review (rolling 12 month period)	102	474	21.5%	32.4%	30.0%
% of terminated courses where treatment was abandoned or discontinued (rolling 12 month period)	17	335	5.1%	7.4%	7.4%
% of completed treatments indicating that PAR score was taken (year to date)	209	218	95.9%	60.0%	64.3%
Rate of removable appliances per 100 fixed appliances - proposed treatment (rolling 12 month period)	11	670	1.64	5.44	5.53
Rate of removable appliances per 100 fixed appliances - completed treatment (rolling 12 month period)	18	612	2.94	4.01	4.60
% of courses of treatment with removable appliances only - proposed treatment (rolling 12 month period)	2	351	0.6%	1.4%	1.9%
% of courses of treatment with removable appliances only - completed treatment (rolling 12 month period)	6	318	1.9%	0.9%	1.4%
% of patients satisfied with the treatment they have received (rolling 12 month period)	7	7	100.0%	95.8%	95.9%

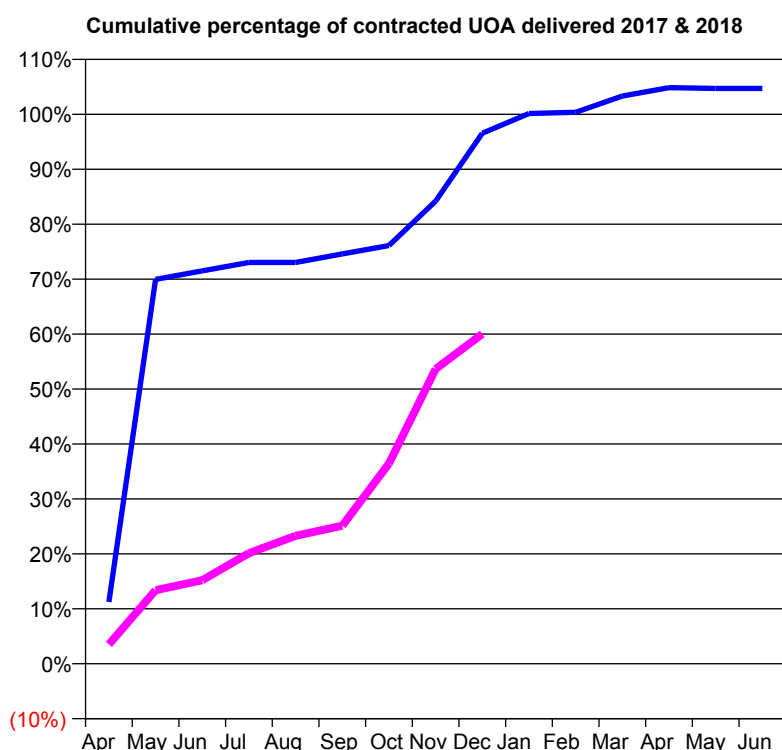
* Figures in italics indicate that the base number is less than 100.

Q46 - Vital Signs Orthodontic At a Glance Contract Report for 907359/0001 - December 2017

Name or company name	MR MP GEORGESON
Contract type name	GDS Contract
Purpose of contract	General and Orthodontic
Contract start date	01/04/2006
Contract end date	

17/18 Contracted general activity (UDA)	8,950
Carry forward general activity (UDA)	-63
17/18 Contracted orthodontic activity (UOA)	1,361
Carry forward orthodontic activity (UOA)	-27
Baseline contract value	£297,817.57

ACCESS	Contract	England and Wales
24 month ratio of assessments to patient IDs	1.03	1.09

ACTIVITY


Month	Adjusted Scheduled Activity (UOA)	
	2017	2018
April	153	48
May	952	182
June	973	207
July	994	274
August	994	317
September	1,015	342
October	1,036	496
November	1,146	730
December	1,314	817
January	1,363	
February	1,366	
March	1,406	
April	1,427	
May	1,425	
June	1,425	

QUALITY	Contract Quantity	Contract Base Number	Contract *	Region	England
% of all assessments that were assess and fit appliances (rolling 12 month period)	46	82	56.1%	56.4%	58.6%
% of all assessments that were assess and refuse (rolling 12 month period)	19	82	23.2%	11.2%	11.3%
% of all assessments that were assess and review (rolling 12 month period)	17	82	20.7%	32.4%	30.0%
% of terminated courses where treatment was abandoned or discontinued (rolling 12 month period)	3	47	6.4%	7.4%	7.4%
% of completed treatments indicating that PAR score was taken (year to date)	20	31	64.5%	60.0%	64.3%
Rate of removable appliances per 100 fixed appliances - proposed treatment (rolling 12 month period)	7	92	7.61	5.44	5.53
Rate of removable appliances per 100 fixed appliances - completed treatment (rolling 12 month period)	6	83	7.23	4.01	4.60
% of courses of treatment with removable appliances only - proposed treatment (rolling 12 month period)	0	46	0.0%	1.4%	1.9%
% of courses of treatment with removable appliances only - completed treatment (rolling 12 month period)	2	44	4.5%	0.9%	1.4%
% of patients satisfied with the treatment they have received (rolling 12 month period)	0	0	N/A	95.8%	95.9%

* Figures in italics indicate that the base number is less than 100.

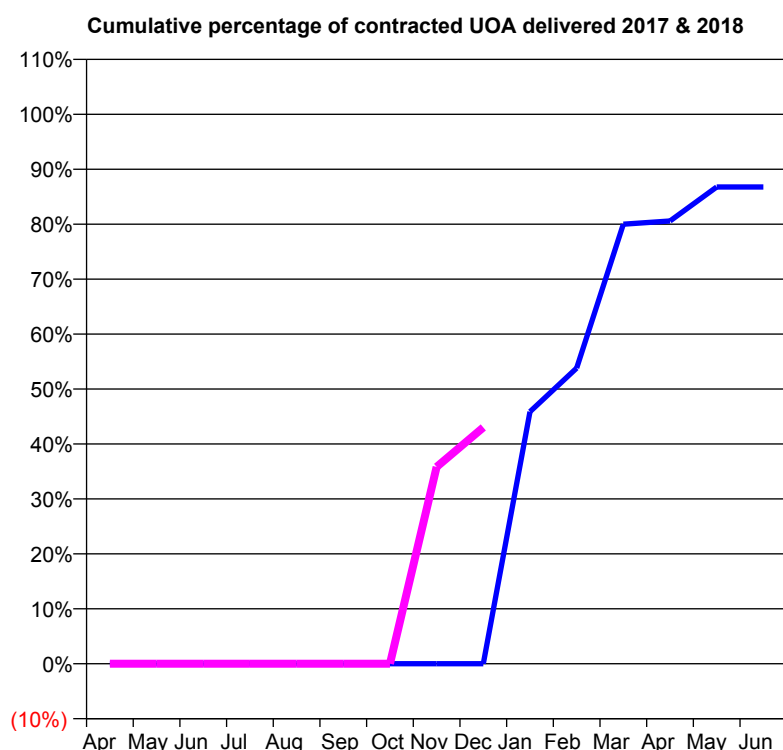
Q46 - Vital Signs Orthodontic At a Glance Contract Report for 909580/0002 - December 2017

Name or company name	P&J Noble Dental Practice
Contract type name	GDS Contract
Purpose of contract	General and Orthodontic
Contract start date	01/04/2007
Contract end date	

17/18 Contracted general activity (UDA)	1,706
Carry forward general activity (UDA)	0
17/18 Contracted orthodontic activity (UOA)	293
Carry forward orthodontic activity (UOA)	0
Baseline contract value	£66,407.32

ACCESS

	Contract	England and Wales
24 month ratio of assessments to patient IDs	1.11	1.09

ACTIVITY


Month	Adjusted Scheduled Activity (UOA)	
	2017	2018
April	0	0
May	0	0
June	0	0
July	0	0
August	0	0
September	0	0
October	0	0
November	0	105
December	0	126
January	156	
February	183	
March	272	
April	274	
May	295	
June	295	

QUALITY

	Contract Quantity	Contract Base Number	Contract *	Region	England
% of all assessments that were assess and fit appliances (rolling 12 month period)	21	39	53.8%	56.4%	58.6%
% of all assessments that were assess and refuse (rolling 12 month period)	0	39	0.0%	11.2%	11.3%
% of all assessments that were assess and review (rolling 12 month period)	18	39	46.2%	32.4%	30.0%
% of terminated courses where treatment was abandoned or discontinued (rolling 12 month period)	0	0	N/A	7.4%	7.4%
% of completed treatments indicating that PAR score was taken (year to date)	0	0	N/A	60.0%	64.3%
Rate of removable appliances per 100 fixed appliances - proposed treatment (rolling 12 month period)	0	0	N/A	5.44	5.53
Rate of removable appliances per 100 fixed appliances - completed treatment (rolling 12 month period)	0	0	N/A	4.01	4.60
% of courses of treatment with removable appliances only - proposed treatment (rolling 12 month period)	0	21	0.0%	1.4%	1.9%
% of courses of treatment with removable appliances only - completed treatment (rolling 12 month period)	0	0	N/A	0.9%	1.4%
% of patients satisfied with the treatment they have received (rolling 12 month period)	0	0	N/A	95.8%	95.9%

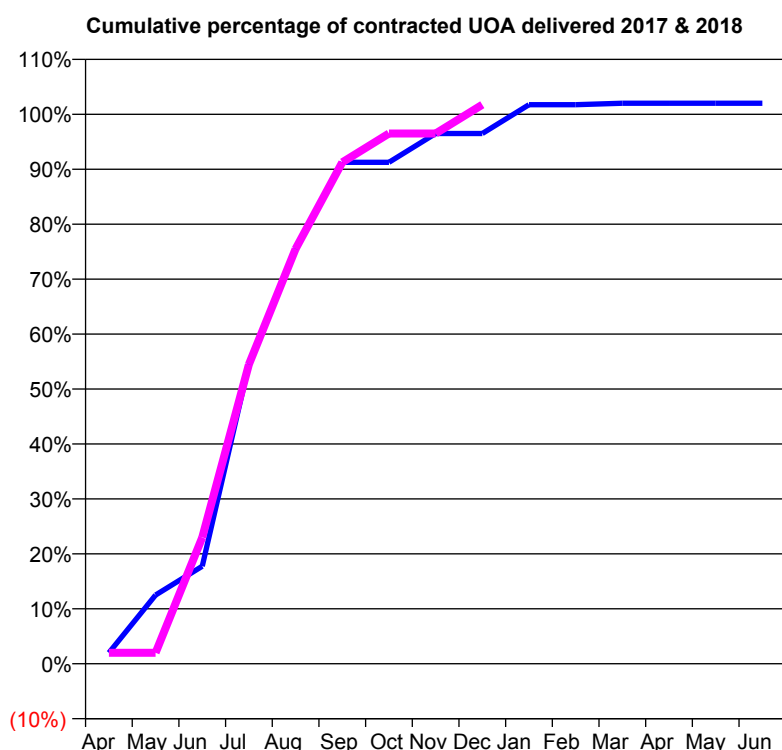
* Figures in italics indicate that the base number is less than 100.

Q46 - Vital Signs Orthodontic At a Glance Contract Report for 910864/0001 - December 2017

Name or company name	MR D END
Contract type name	GDS Contract
Purpose of contract	General and Orthodontic
Contract start date	01/04/2006
Contract end date	

17/18 Contracted general activity (UDA)	9,584
Carry forward general activity (UDA)	-195
17/18 Contracted orthodontic activity (UOA)	400
Carry forward orthodontic activity (UOA)	-8
Baseline contract value	£330,734.26

ACCESS	Contract	England and Wales
24 month ratio of assessments to patient IDs	1.00	1.09

ACTIVITY


Month	Adjusted Scheduled Activity (UOA)	
	2017	2018
April	8	8
May	50	8
June	71	92
July	218	218
August	302	302
September	365	365
October	365	386
November	386	386
December	386	407
January	407	
February	407	
March	408	
April	408	
May	408	
June	408	

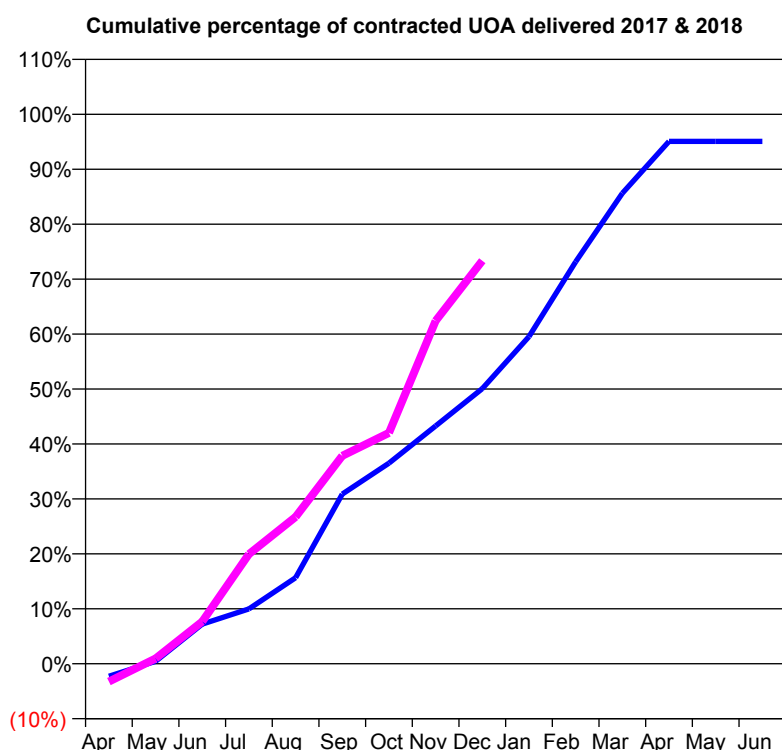
QUALITY	Contract Quantity	Contract Base Number	Contract *	Region	England
% of all assessments that were assess and fit appliances (rolling 12 month period)	20	21	95.2%	56.4%	58.6%
% of all assessments that were assess and refuse (rolling 12 month period)	1	21	4.8%	11.2%	11.3%
% of all assessments that were assess and review (rolling 12 month period)	0	21	0.0%	32.4%	30.0%
% of terminated courses where treatment was abandoned or discontinued (rolling 12 month period)	0	17	0.0%	7.4%	7.4%
% of completed treatments indicating that PAR score was taken (year to date)	9	9	100.0%	60.0%	64.3%
Rate of removable appliances per 100 fixed appliances - proposed treatment (rolling 12 month period)	0	39	0.00	5.44	5.53
Rate of removable appliances per 100 fixed appliances - completed treatment (rolling 12 month period)	0	0	N/A	4.01	4.60
% of courses of treatment with removable appliances only - proposed treatment (rolling 12 month period)	0	20	0.0%	1.4%	1.9%
% of courses of treatment with removable appliances only - completed treatment (rolling 12 month period)	0	17	0.0%	0.9%	1.4%
% of patients satisfied with the treatment they have received (rolling 12 month period)	0	0	N/A	95.8%	95.9%

* Figures in italics indicate that the base number is less than 100.

Q46 - Vital Signs Orthodontic At a Glance Contract Report for 919160/0002 - December 2017

Name or company name	MR CH HEWITT	17/18 Contracted general activity (UDA)	14,632
Contract type name	GDS Contract	Carry forward general activity (UDA)	0
Purpose of contract	General and Orthodontic	17/18 Contracted orthodontic activity (UOA)	1,564
Contract start date	01/02/2011	Carry forward orthodontic activity (UOA)	54
Contract end date		Baseline contract value	£467,616.97

ACCESS	Contract	England and Wales
24 month ratio of assessments to patient IDs	1.04	1.09

ACTIVITY


Month	Adjusted Scheduled Activity (UOA)	
	2017	2018
April	-36	-51
May	7	15
June	113	120
July	156	312
August	245	418
September	483	592
October	571	657
November	677	976
December	783	1,147
January	931	
February	1,144	
March	1,339	
April	1,487	
May	1,487	
June	1,487	

QUALITY

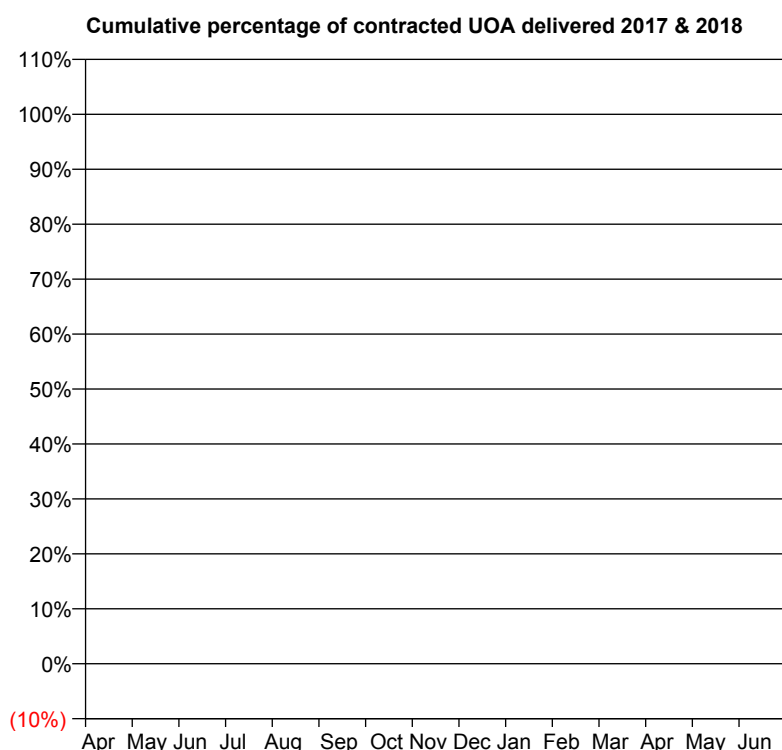
	Contract Quantity	Contract Base Number	Contract *	Region	England
% of all assessments that were assess and fit appliances (rolling 12 month period)	90	129	69.8%	56.4%	58.6%
% of all assessments that were assess and refuse (rolling 12 month period)	20	129	15.5%	11.2%	11.3%
% of all assessments that were assess and review (rolling 12 month period)	19	129	14.7%	32.4%	30.0%
% of terminated courses where treatment was abandoned or discontinued (rolling 12 month period)	6	72	8.3%	7.4%	7.4%
% of completed treatments indicating that PAR score was taken (year to date)	21	43	48.8%	60.0%	64.3%
Rate of removable appliances per 100 fixed appliances - proposed treatment (rolling 12 month period)	19	2	950.00	5.44	5.53
Rate of removable appliances per 100 fixed appliances - completed treatment (rolling 12 month period)	7	123	5.69	4.01	4.60
% of courses of treatment with removable appliances only - proposed treatment (rolling 12 month period)	19	90	21.1%	1.4%	1.9%
% of courses of treatment with removable appliances only - completed treatment (rolling 12 month period)	0	66	0.0%	0.9%	1.4%
% of patients satisfied with the treatment they have received (rolling 12 month period)	5	5	100.0%	95.8%	95.9%

* Figures in italics indicate that the base number is less than 100.

Q47 - Vital Signs Orthodontic At a Glance Contract Report for 100264/0000 - December 2017

Name or company name	Matterson and Partners	17/18 Contracted general activity (UDA)	0
Contract type name	GDS Contract	Carry forward general activity (UDA)	0
Purpose of contract	Orthodontic	17/18 Contracted orthodontic activity (UOA)	0
Contract start date	22/12/2016	Carry forward orthodontic activity (UOA)	0
Contract end date	31/05/2017	Baseline contract value	£0.00

ACCESS	Contract	England and Wales
24 month ratio of assessments to patient IDs	1.13	1.09

ACTIVITY


Month	Adjusted Scheduled Activity (UOA)	
	2017	2018
April	0	112
May	0	393
June	0	393
July	0	393
August	0	393
September	0	393
October	0	393
November	0	393
December	0	393
January	86	
February	228	
March	1,556	
April	3,064	
May	3,064	
June	3,064	

QUALITY

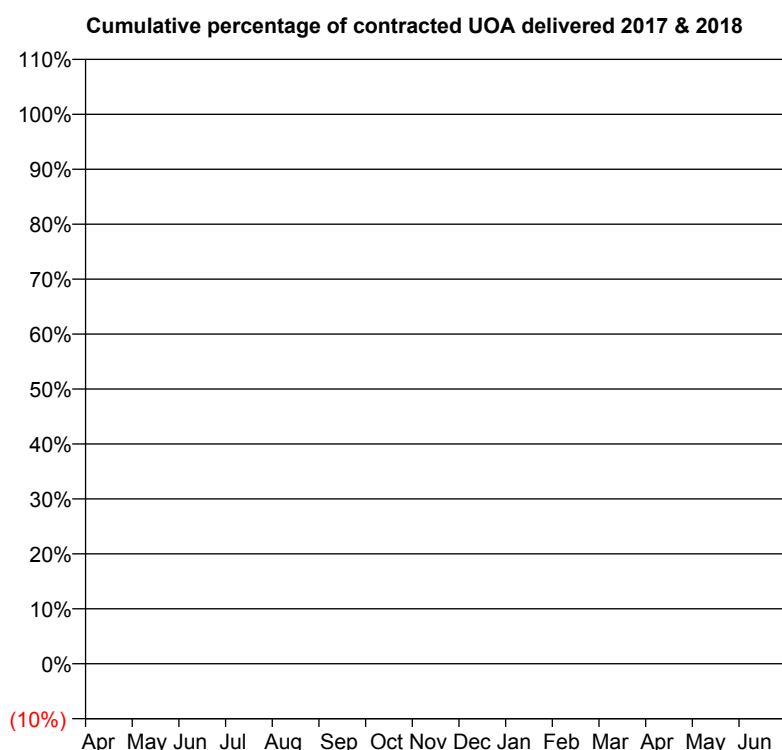
	Contract Quantity	Contract Base Number	Contract *	Region	England
% of all assessments that were assess and fit appliances (rolling 12 month period)	145	602	24.1%	56.4%	58.6%
% of all assessments that were assess and refuse (rolling 12 month period)	5	602	0.8%	11.2%	11.3%
% of all assessments that were assess and review (rolling 12 month period)	452	602	75.1%	32.4%	30.0%
% of terminated courses where treatment was abandoned or discontinued (rolling 12 month period)	3	5	60.0%	7.4%	7.4%
% of completed treatments indicating that PAR score was taken (year to date)	0	2	0.0%	60.0%	64.3%
Rate of removable appliances per 100 fixed appliances - proposed treatment (rolling 12 month period)	47	243	19.34	5.44	5.53
Rate of removable appliances per 100 fixed appliances - completed treatment (rolling 12 month period)	0	0	N/A	4.01	4.60
% of courses of treatment with removable appliances only - proposed treatment (rolling 12 month period)	6	145	4.1%	1.4%	1.9%
% of courses of treatment with removable appliances only - completed treatment (rolling 12 month period)	0	2	0.0%	0.9%	1.4%
% of patients satisfied with the treatment they have received (rolling 12 month period)	4	4	100.0%	95.8%	95.9%

* Figures in italics indicate that the base number is less than 100.

Q47 - Vital Signs Orthodontic At a Glance Contract Report for 100265/0000 - December 2017

Name or company name	Matterson and Partners	17/18 Contracted general activity (UDA)	0
Contract type name	GDS Contract	Carry forward general activity (UDA)	0
Purpose of contract	Orthodontic	17/18 Contracted orthodontic activity (UOA)	0
Contract start date	22/12/2016	Carry forward orthodontic activity (UOA)	0
Contract end date	31/05/2017	Baseline contract value	£0.00

ACCESS	Contract	England and Wales
24 month ratio of assessments to patient IDs	1.11	1.09

ACTIVITY


Month	Adjusted Scheduled Activity (UOA)	
	2017	2018
April	0	31
May	0	103
June	0	103
July	0	103
August	0	103
September	0	103
October	0	103
November	0	103
December	0	103
January	18	
February	96	
March	846	
April	1,512	
May	1,512	
June	1,512	

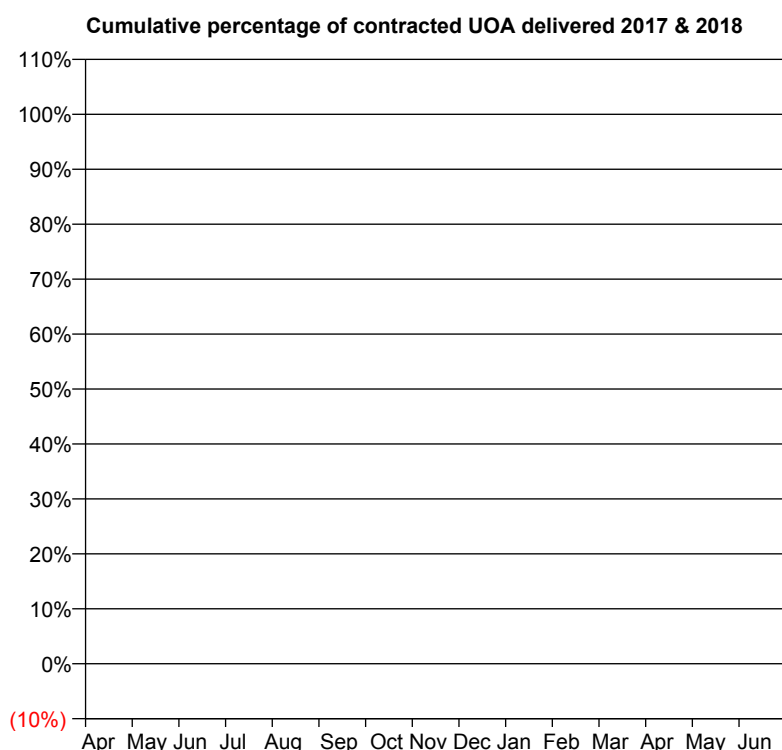
QUALITY	Contract Quantity	Contract Base Number	Contract *	Region	England
% of all assessments that were assess and fit appliances (rolling 12 month period)	66	347	19.0%	56.4%	58.6%
% of all assessments that were assess and refuse (rolling 12 month period)	3	347	0.9%	11.2%	11.3%
% of all assessments that were assess and review (rolling 12 month period)	278	347	80.1%	32.4%	30.0%
% of terminated courses where treatment was abandoned or discontinued (rolling 12 month period)	0	1	0.0%	7.4%	7.4%
% of completed treatments indicating that PAR score was taken (year to date)	0	1	0.0%	60.0%	64.3%
Rate of removable appliances per 100 fixed appliances - proposed treatment (rolling 12 month period)	26	115	22.61	5.44	5.53
Rate of removable appliances per 100 fixed appliances - completed treatment (rolling 12 month period)	0	0	N/A	4.01	4.60
% of courses of treatment with removable appliances only - proposed treatment (rolling 12 month period)	1	66	1.5%	1.4%	1.9%
% of courses of treatment with removable appliances only - completed treatment (rolling 12 month period)	0	1	0.0%	0.9%	1.4%
% of patients satisfied with the treatment they have received (rolling 12 month period)	1	1	100.0%	95.8%	95.9%

* Figures in italics indicate that the base number is less than 100.

Q47 - Vital Signs Orthodontic At a Glance Contract Report for 100266/0000 - December 2017

Name or company name	MR SL MORGAN	17/18 Contracted general activity (UDA)	0
Contract type name	GDS Contract	Carry forward general activity (UDA)	0
Purpose of contract	Orthodontic	17/18 Contracted orthodontic activity (UOA)	0
Contract start date	22/12/2016	Carry forward orthodontic activity (UOA)	0
Contract end date	31/05/2017	Baseline contract value	£0.00

ACCESS	Contract	England and Wales
24 month ratio of assessments to patient IDs	1.00	1.09

ACTIVITY


Adjusted Scheduled Activity (UOA)		
Month	2017	2018
April	0	0
May	0	0
June	0	1
July	0	1
August	0	1
September	0	1
October	0	1
November	0	1
December	0	1
January	0	
February	0	
March	0	
April	0	
May	0	
June	18	

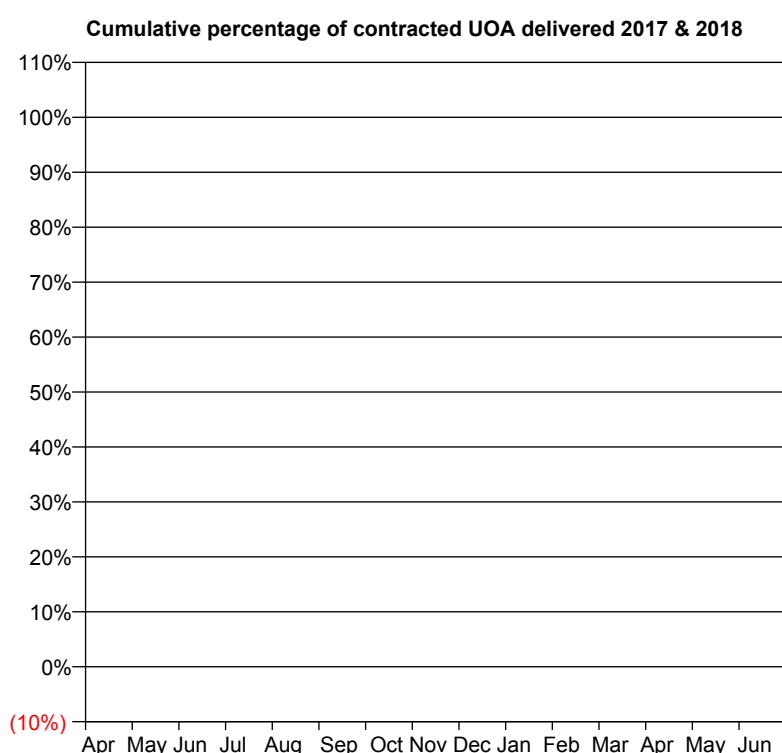
QUALITY	Contract Quantity	Contract Base Number	Contract *	Region	England
% of all assessments that were assess and fit appliances (rolling 12 month period)	0	19	0.0%	56.4%	58.6%
% of all assessments that were assess and refuse (rolling 12 month period)	0	19	0.0%	11.2%	11.3%
% of all assessments that were assess and review (rolling 12 month period)	19	19	100.0%	32.4%	30.0%
% of terminated courses where treatment was abandoned or discontinued (rolling 12 month period)	0	0	N/A	7.4%	7.4%
% of completed treatments indicating that PAR score was taken (year to date)	0	0	N/A	60.0%	64.3%
Rate of removable appliances per 100 fixed appliances - proposed treatment (rolling 12 month period)	0	0	N/A	5.44	5.53
Rate of removable appliances per 100 fixed appliances - completed treatment (rolling 12 month period)	0	0	N/A	4.01	4.60
% of courses of treatment with removable appliances only - proposed treatment (rolling 12 month period)	0	0	N/A	1.4%	1.9%
% of courses of treatment with removable appliances only - completed treatment (rolling 12 month period)	0	0	N/A	0.9%	1.4%
% of patients satisfied with the treatment they have received (rolling 12 month period)	0	0	N/A	95.8%	95.9%

* Figures in italics indicate that the base number is less than 100.

Q47 - Vital Signs Orthodontic At a Glance Contract Report for 100270/0000 - December 2017

Name or company name	Oakland Family Dental Practice	17/18 Contracted general activity (UDA)	0
Contract type name	GDS Contract	Carry forward general activity (UDA)	0
Purpose of contract	Orthodontic	17/18 Contracted orthodontic activity (UOA)	0
Contract start date	22/12/2016	Carry forward orthodontic activity (UOA)	0
Contract end date	31/05/2017	Baseline contract value	£0.00

ACCESS	Contract	England and Wales
24 month ratio of assessments to patient IDs	1.73	1.09

ACTIVITY


Month	Adjusted Scheduled Activity (UOA)	
	2017	2018
April	0	86
May	0	860
June	0	859
July	0	859
August	0	859
September	0	859
October	0	859
November	0	859
December	0	859
January	0	
February	55	
March	232	
April	318	
May	265	
June	265	

QUALITY

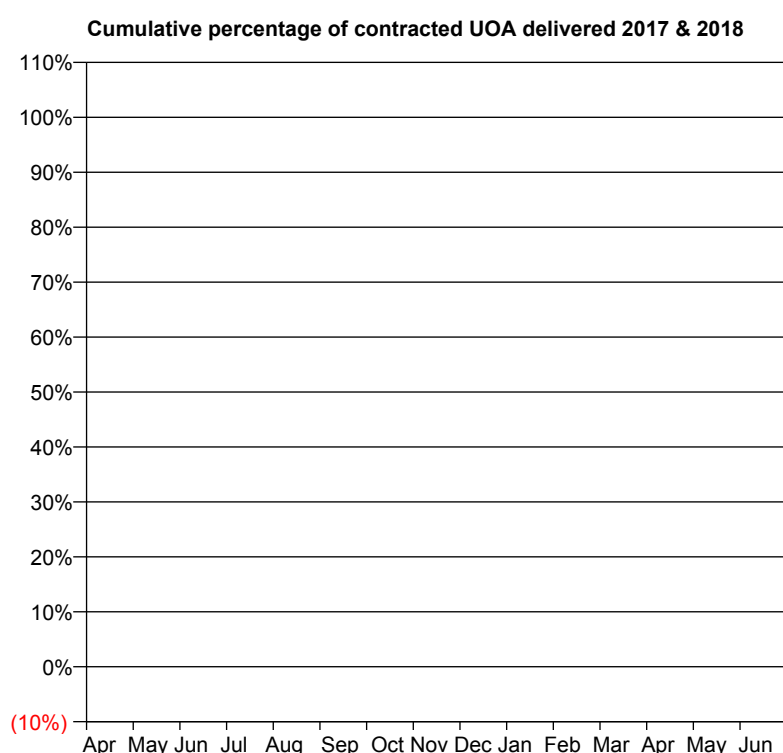
	Contract Quantity	Contract Base Number	Contract *	Region	England
% of all assessments that were assess and fit appliances (rolling 12 month period)	61	144	42.4%	56.4%	58.6%
% of all assessments that were assess and refuse (rolling 12 month period)	9	144	6.3%	11.2%	11.3%
% of all assessments that were assess and review (rolling 12 month period)	74	144	51.4%	32.4%	30.0%
% of terminated courses where treatment was abandoned or discontinued (rolling 12 month period)	0	0	N/A	7.4%	7.4%
% of completed treatments indicating that PAR score was taken (year to date)	0	0	N/A	60.0%	64.3%
Rate of removable appliances per 100 fixed appliances - proposed treatment (rolling 12 month period)	0	109	0.00	5.44	5.53
Rate of removable appliances per 100 fixed appliances - completed treatment (rolling 12 month period)	0	0	N/A	4.01	4.60
% of courses of treatment with removable appliances only - proposed treatment (rolling 12 month period)	0	61	0.0%	1.4%	1.9%
% of courses of treatment with removable appliances only - completed treatment (rolling 12 month period)	0	0	N/A	0.9%	1.4%
% of patients satisfied with the treatment they have received (rolling 12 month period)	3	3	100.0%	95.8%	95.9%

* Figures in italics indicate that the base number is less than 100.

Q47 - Vital Signs Orthodontic At a Glance Contract Report for 100272/0000 - December 2017

Name or company name	Dentalign ĩ Ormskirk	17/18 Contracted general activity (UDA)	0
Contract type name	PDS Contract	Carry forward general activity (UDA)	0
Purpose of contract	Orthodontic	17/18 Contracted orthodontic activity (UOA)	0
Contract start date	03/01/2017	Carry forward orthodontic activity (UOA)	0
Contract end date	31/05/2017	Baseline contract value	£0.00

ACCESS	Contract	England and Wales
24 month ratio of assessments to patient IDs	1.00	1.09

ACTIVITY


Month	Adjusted Scheduled Activity (UOA)	
	2017	2018
April	0	38
May	0	100
June	0	120
July	0	120
August	0	120
September	0	120
October	0	120
November	0	120
December	0	120
January	0	
February	0	
March	103	
April	139	
May	139	
June	139	

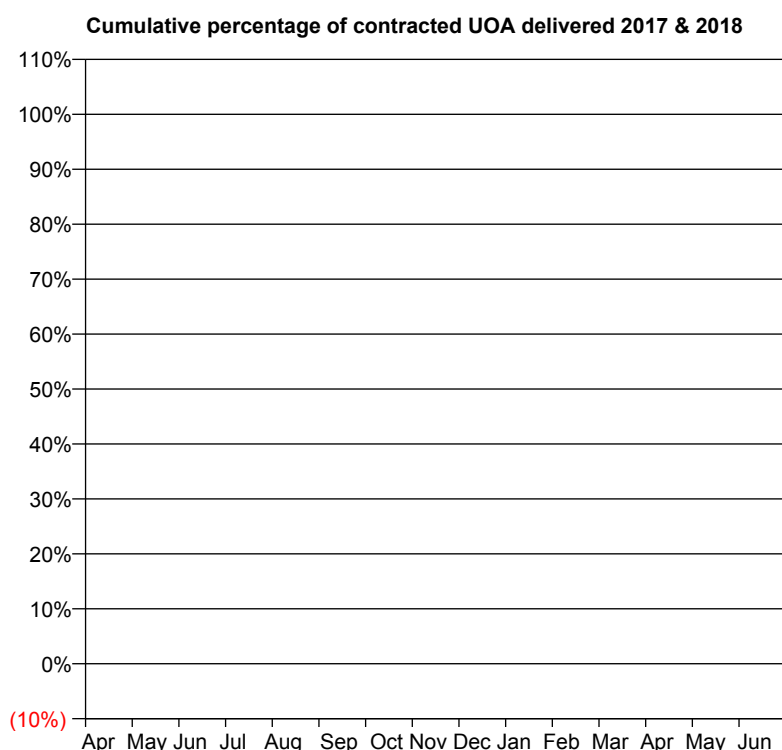
QUALITY	Contract Quantity	Contract Base Number	Contract *	Region	England
% of all assessments that were assess and fit appliances (rolling 12 month period)	0	259	0.0%	56.4%	58.6%
% of all assessments that were assess and refuse (rolling 12 month period)	28	259	10.8%	11.2%	11.3%
% of all assessments that were assess and review (rolling 12 month period)	231	259	89.2%	32.4%	30.0%
% of terminated courses where treatment was abandoned or discontinued (rolling 12 month period)	0	0	N/A	7.4%	7.4%
% of completed treatments indicating that PAR score was taken (year to date)	0	0	N/A	60.0%	64.3%
Rate of removable appliances per 100 fixed appliances - proposed treatment (rolling 12 month period)	0	0	N/A	5.44	5.53
Rate of removable appliances per 100 fixed appliances - completed treatment (rolling 12 month period)	0	0	N/A	4.01	4.60
% of courses of treatment with removable appliances only - proposed treatment (rolling 12 month period)	0	0	N/A	1.4%	1.9%
% of courses of treatment with removable appliances only - completed treatment (rolling 12 month period)	0	0	N/A	0.9%	1.4%
% of patients satisfied with the treatment they have received (rolling 12 month period)	0	0	N/A	95.8%	95.9%

* Figures in italics indicate that the base number is less than 100.

Q47 - Vital Signs Orthodontic At a Glance Contract Report for 100273/0000 - December 2017

Name or company name	Dentalign ĩ Ormskirk	17/18 Contracted general activity (UDA)	0
Contract type name	PDS Contract	Carry forward general activity (UDA)	0
Purpose of contract	Orthodontic	17/18 Contracted orthodontic activity (UOA)	0
Contract start date	22/12/2016	Carry forward orthodontic activity (UOA)	0
Contract end date	31/05/2017	Baseline contract value	£0.00

ACCESS	Contract	England and Wales
24 month ratio of assessments to patient IDs	1.00	1.09

ACTIVITY


Month	Adjusted Scheduled Activity (UOA)	
	2017	2018
April	0	82
May	0	189
June	0	324
July	0	324
August	0	324
September	0	324
October	0	324
November	0	332
December	0	332
January	0	
February	231	
March	591	
April	620	
May	620	
June	620	

QUALITY

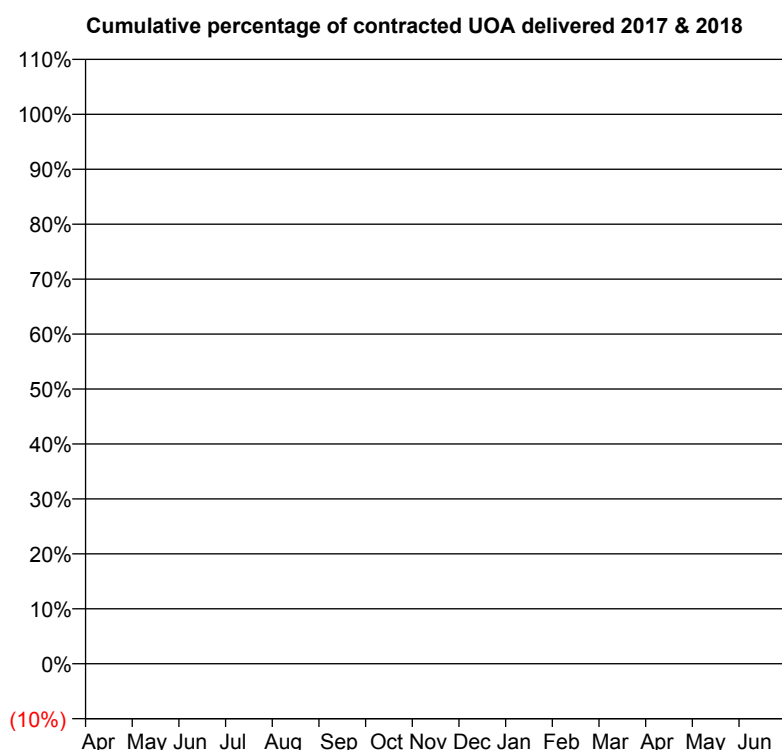
	Contract Quantity	Contract Base Number	Contract *	Region	England
% of all assessments that were assess and fit appliances (rolling 12 month period)	1	932	0.1%	56.4%	58.6%
% of all assessments that were assess and refuse (rolling 12 month period)	72	932	7.7%	11.2%	11.3%
% of all assessments that were assess and review (rolling 12 month period)	859	932	92.2%	32.4%	30.0%
% of terminated courses where treatment was abandoned or discontinued (rolling 12 month period)	0	0	N/A	7.4%	7.4%
% of completed treatments indicating that PAR score was taken (year to date)	0	0	N/A	60.0%	64.3%
Rate of removable appliances per 100 fixed appliances - proposed treatment (rolling 12 month period)	1	2	50.00	5.44	5.53
Rate of removable appliances per 100 fixed appliances - completed treatment (rolling 12 month period)	0	0	N/A	4.01	4.60
% of courses of treatment with removable appliances only - proposed treatment (rolling 12 month period)	0	1	0.0%	1.4%	1.9%
% of courses of treatment with removable appliances only - completed treatment (rolling 12 month period)	0	0	N/A	0.9%	1.4%
% of patients satisfied with the treatment they have received (rolling 12 month period)	0	0	N/A	95.8%	95.9%

* Figures in italics indicate that the base number is less than 100.

Q47 - Vital Signs Orthodontic At a Glance Contract Report for 100274/0000 - December 2017

Name or company name	Dentalign Preston	17/18 Contracted general activity (UDA)	0
Contract type name	PDS Contract	Carry forward general activity (UDA)	0
Purpose of contract	Orthodontic	17/18 Contracted orthodontic activity (UOA)	0
Contract start date	03/01/2017	Carry forward orthodontic activity (UOA)	0
Contract end date	31/05/2017	Baseline contract value	£0.17

ACCESS	Contract	England and Wales
24 month ratio of assessments to patient IDs	1.01	1.09

ACTIVITY


Month	Adjusted Scheduled Activity (UOA)	
	2017	2018
April	0	1
May	0	70
June	0	70
July	0	70
August	0	70
September	0	70
October	0	70
November	0	70
December	0	70
January	0	
February	0	
March	134	
April	354	
May	354	
June	354	

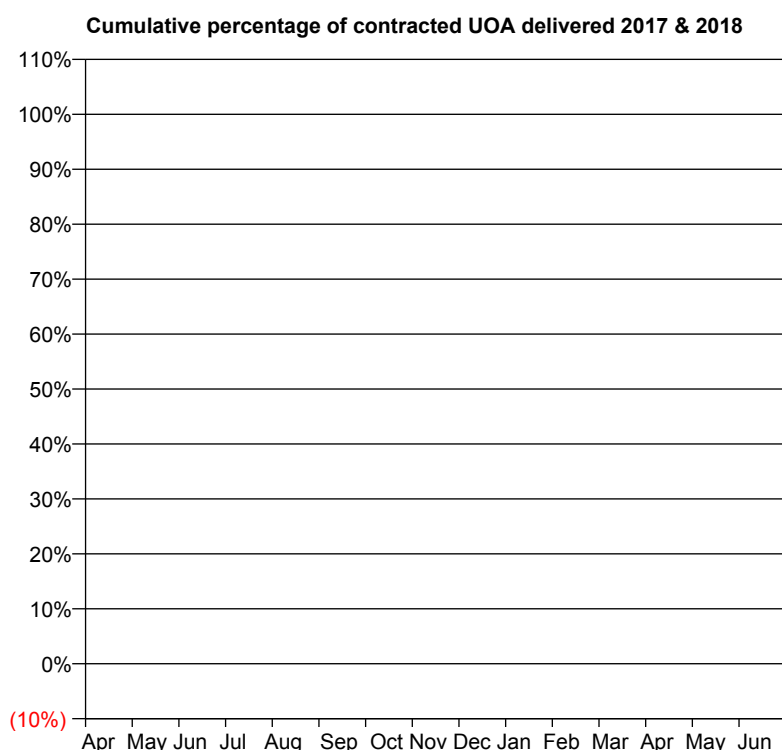
QUALITY	Contract Quantity	Contract Base Number	Contract *	Region	England
% of all assessments that were assess and fit appliances (rolling 12 month period)	0	424	0.0%	56.4%	58.6%
% of all assessments that were assess and refuse (rolling 12 month period)	12	424	2.8%	11.2%	11.3%
% of all assessments that were assess and review (rolling 12 month period)	412	424	97.2%	32.4%	30.0%
% of terminated courses where treatment was abandoned or discontinued (rolling 12 month period)	0	0	N/A	7.4%	7.4%
% of completed treatments indicating that PAR score was taken (year to date)	0	0	N/A	60.0%	64.3%
Rate of removable appliances per 100 fixed appliances - proposed treatment (rolling 12 month period)	0	0	N/A	5.44	5.53
Rate of removable appliances per 100 fixed appliances - completed treatment (rolling 12 month period)	0	0	N/A	4.01	4.60
% of courses of treatment with removable appliances only - proposed treatment (rolling 12 month period)	0	0	N/A	1.4%	1.9%
% of courses of treatment with removable appliances only - completed treatment (rolling 12 month period)	0	0	N/A	0.9%	1.4%
% of patients satisfied with the treatment they have received (rolling 12 month period)	0	0	N/A	95.8%	95.9%

* Figures in italics indicate that the base number is less than 100.

Q47 - Vital Signs Orthodontic At a Glance Contract Report for 100275/0000 - December 2017

Name or company name	Redbridge Associates Ltd.	17/18 Contracted general activity (UDA)	0
Contract type name	GDS Contract	Carry forward general activity (UDA)	0
Purpose of contract	Orthodontic	17/18 Contracted orthodontic activity (UOA)	0
Contract start date	03/01/2017	Carry forward orthodontic activity (UOA)	0
Contract end date	31/05/2017	Baseline contract value	£0.00

ACCESS	Contract	England and Wales
24 month ratio of assessments to patient IDs	1.00	1.09

ACTIVITY


Month	Adjusted Scheduled Activity (UOA)	
	2017	2018
April	0	0
May	0	0
June	0	1
July	0	32
August	0	32
September	0	32
October	0	32
November	0	32
December	0	32
January	0	
February	0	
March	0	
April	0	
May	0	
June	0	

QUALITY

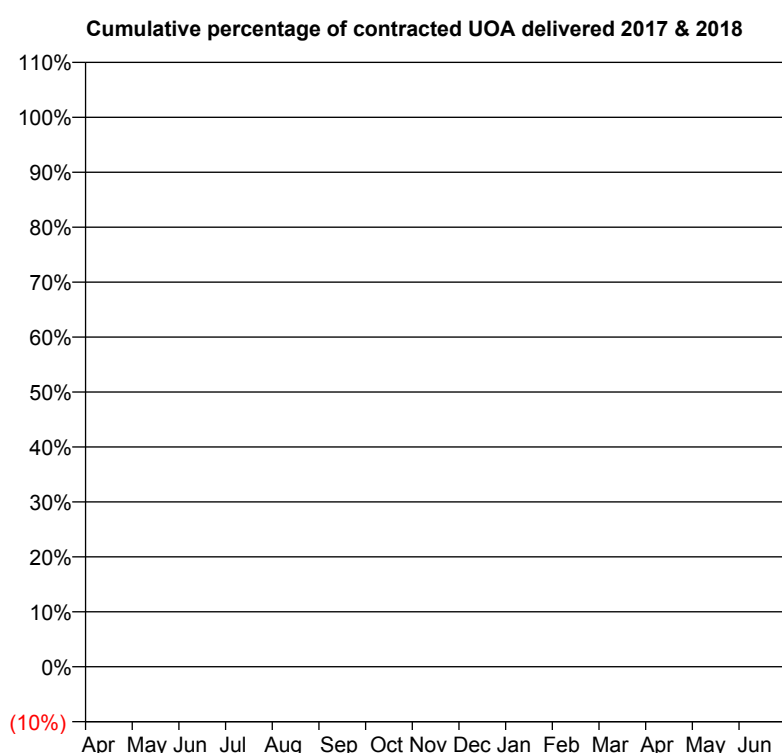
	Contract Quantity	Contract Base Number	Contract *	Region	England
% of all assessments that were assess and fit appliances (rolling 12 month period)	0	85	0.0%	56.4%	58.6%
% of all assessments that were assess and refuse (rolling 12 month period)	6	85	7.1%	11.2%	11.3%
% of all assessments that were assess and review (rolling 12 month period)	79	85	92.9%	32.4%	30.0%
% of terminated courses where treatment was abandoned or discontinued (rolling 12 month period)	0	0	N/A	7.4%	7.4%
% of completed treatments indicating that PAR score was taken (year to date)	0	0	N/A	60.0%	64.3%
Rate of removable appliances per 100 fixed appliances - proposed treatment (rolling 12 month period)	0	0	N/A	5.44	5.53
Rate of removable appliances per 100 fixed appliances - completed treatment (rolling 12 month period)	0	0	N/A	4.01	4.60
% of courses of treatment with removable appliances only - proposed treatment (rolling 12 month period)	0	0	N/A	1.4%	1.9%
% of courses of treatment with removable appliances only - completed treatment (rolling 12 month period)	0	0	N/A	0.9%	1.4%
% of patients satisfied with the treatment they have received (rolling 12 month period)	0	0	N/A	95.8%	95.9%

* Figures in italics indicate that the base number is less than 100.

Q47 - Vital Signs Orthodontic At a Glance Contract Report for 100280/0000 - December 2017

Name or company name	ORTHOWORLD 2000 LTD	17/18 Contracted general activity (UDA)	0
Contract type name	PDS Contract	Carry forward general activity (UDA)	0
Purpose of contract	Orthodontic	17/18 Contracted orthodontic activity (UOA)	0
Contract start date	05/01/2017	Carry forward orthodontic activity (UOA)	0
Contract end date	31/05/2017	Baseline contract value	£0.00

ACCESS	Contract	England and Wales
24 month ratio of assessments to patient IDs	1.00	1.09

ACTIVITY


Month	Adjusted Scheduled Activity (UOA)	
	2017	2018
April	0	48
May	0	48
June	0	558
July	0	558
August	0	558
September	0	558
October	0	558
November	0	558
December	0	558
January	0	
February	0	
March	197	
April	244	
May	244	
June	341	

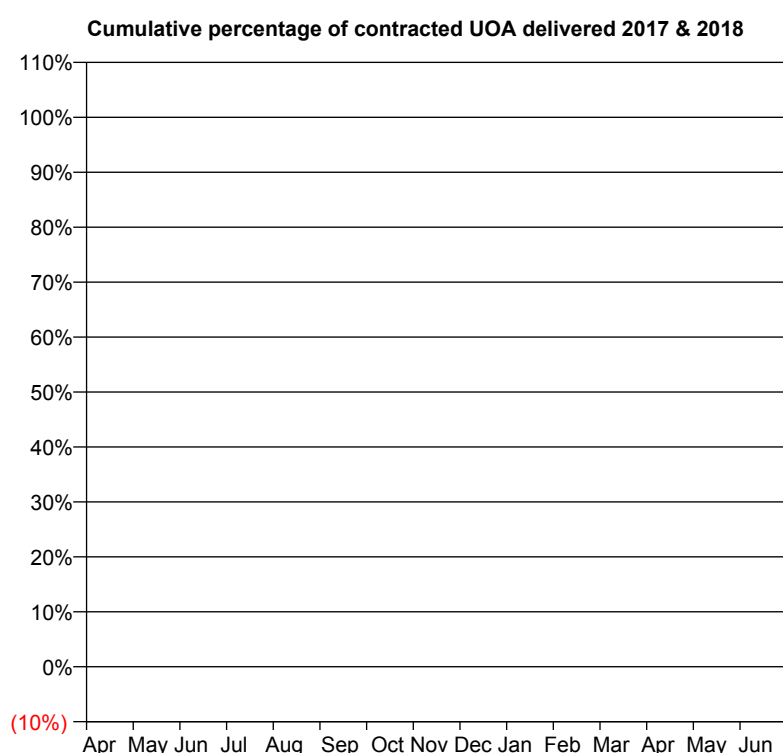
QUALITY	Contract Quantity	Contract Base Number	Contract *	Region	England
% of all assessments that were assess and fit appliances (rolling 12 month period)	0	899	0.0%	56.4%	58.6%
% of all assessments that were assess and refuse (rolling 12 month period)	173	899	19.2%	11.2%	11.3%
% of all assessments that were assess and review (rolling 12 month period)	726	899	80.8%	32.4%	30.0%
% of terminated courses where treatment was abandoned or discontinued (rolling 12 month period)	0	0	N/A	7.4%	7.4%
% of completed treatments indicating that PAR score was taken (year to date)	0	0	N/A	60.0%	64.3%
Rate of removable appliances per 100 fixed appliances - proposed treatment (rolling 12 month period)	0	0	N/A	5.44	5.53
Rate of removable appliances per 100 fixed appliances - completed treatment (rolling 12 month period)	0	0	N/A	4.01	4.60
% of courses of treatment with removable appliances only - proposed treatment (rolling 12 month period)	0	0	N/A	1.4%	1.9%
% of courses of treatment with removable appliances only - completed treatment (rolling 12 month period)	0	0	N/A	0.9%	1.4%
% of patients satisfied with the treatment they have received (rolling 12 month period)	0	0	N/A	95.8%	95.9%

* Figures in italics indicate that the base number is less than 100.

Q47 - Vital Signs Orthodontic At a Glance Contract Report for 100292/0000 - December 2017

Name or company name	MR SH CARTER	17/18 Contracted general activity (UDA)	0
Contract type name	PDS Contract	Carry forward general activity (UDA)	0
Purpose of contract	Orthodontic	17/18 Contracted orthodontic activity (UOA)	0
Contract start date	03/01/2017	Carry forward orthodontic activity (UOA)	0
Contract end date	31/05/2017	Baseline contract value	£0.00

ACCESS	Contract	England and Wales
24 month ratio of assessments to patient IDs	1.00	1.09

ACTIVITY


Month	Adjusted Scheduled Activity (UOA)	
	2017	2018
April	0	0
May	0	125
June	0	195
July	0	195
August	0	195
September	0	195
October	0	195
November	0	195
December	0	195
January	0	
February	3	
March	254	
April	524	
May	534	
June	538	

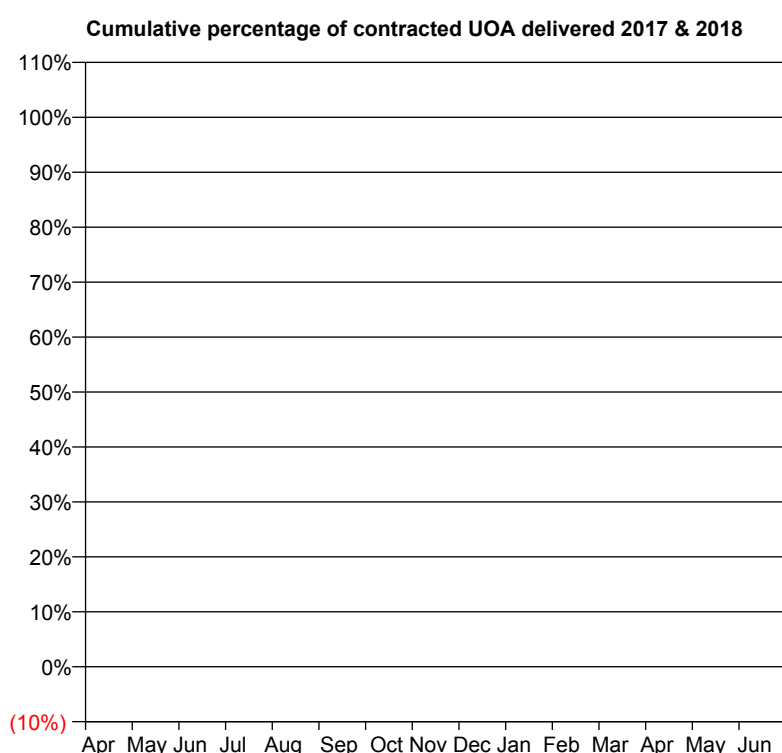
QUALITY	Contract Quantity	Contract Base Number	Contract *	Region	England
% of all assessments that were assess and fit appliances (rolling 12 month period)	0	733	0.0%	56.4%	58.6%
% of all assessments that were assess and refuse (rolling 12 month period)	86	733	11.7%	11.2%	11.3%
% of all assessments that were assess and review (rolling 12 month period)	647	733	88.3%	32.4%	30.0%
% of terminated courses where treatment was abandoned or discontinued (rolling 12 month period)	0	0	N/A	7.4%	7.4%
% of completed treatments indicating that PAR score was taken (year to date)	0	0	N/A	60.0%	64.3%
Rate of removable appliances per 100 fixed appliances - proposed treatment (rolling 12 month period)	0	0	N/A	5.44	5.53
Rate of removable appliances per 100 fixed appliances - completed treatment (rolling 12 month period)	0	0	N/A	4.01	4.60
% of courses of treatment with removable appliances only - proposed treatment (rolling 12 month period)	0	0	N/A	1.4%	1.9%
% of courses of treatment with removable appliances only - completed treatment (rolling 12 month period)	0	0	N/A	0.9%	1.4%
% of patients satisfied with the treatment they have received (rolling 12 month period)	0	0	N/A	95.8%	95.9%

* Figures in italics indicate that the base number is less than 100.

Q47 - Vital Signs Orthodontic At a Glance Contract Report for 100297/0000 - December 2017

Name or company name	Preston Orthodontics Ltd	17/18 Contracted general activity (UDA)	0
Contract type name	PDS Contract	Carry forward general activity (UDA)	0
Purpose of contract	Orthodontic	17/18 Contracted orthodontic activity (UOA)	0
Contract start date	10/01/2017	Carry forward orthodontic activity (UOA)	0
Contract end date	31/05/2017	Baseline contract value	£0.00

ACCESS	Contract	England and Wales
24 month ratio of assessments to patient IDs	1.00	1.09

ACTIVITY


Month	Adjusted Scheduled Activity (UOA)	
	2017	2018
April	0	0
May	0	0
June	0	19
July	0	19
August	0	19
September	0	19
October	0	19
November	0	19
December	0	19
January	0	
February	0	
March	0	
April	94	
May	212	
June	258	

QUALITY

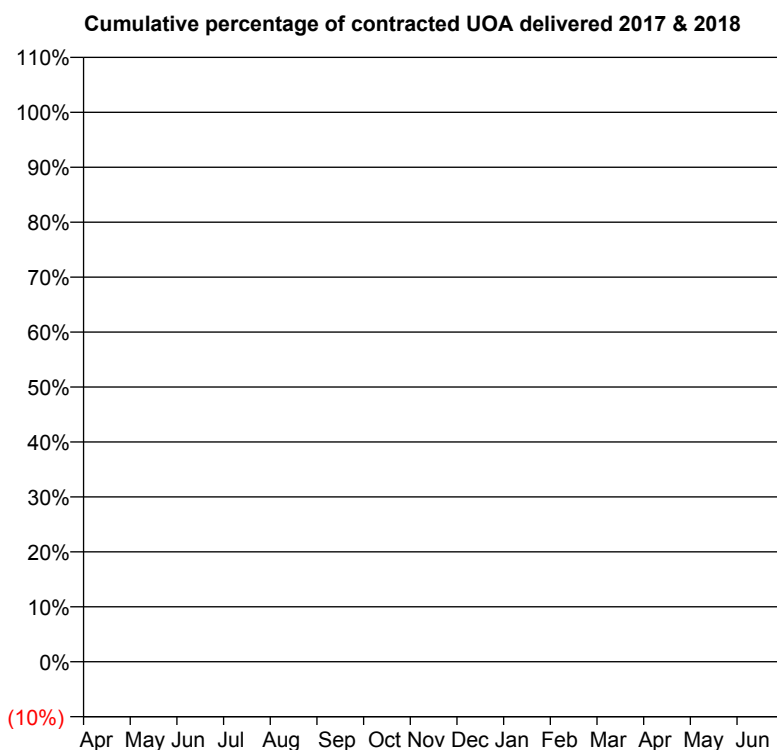
QUALITY	Contract Quantity	Contract Base Number	Contract *	Region	England
% of all assessments that were assess and fit appliances (rolling 12 month period)	0	277	0.0%	56.4%	58.6%
% of all assessments that were assess and refuse (rolling 12 month period)	6	277	2.2%	11.2%	11.3%
% of all assessments that were assess and review (rolling 12 month period)	271	277	97.8%	32.4%	30.0%
% of terminated courses where treatment was abandoned or discontinued (rolling 12 month period)	0	0	N/A	7.4%	7.4%
% of completed treatments indicating that PAR score was taken (year to date)	0	0	N/A	60.0%	64.3%
Rate of removable appliances per 100 fixed appliances - proposed treatment (rolling 12 month period)	0	0	N/A	5.44	5.53
Rate of removable appliances per 100 fixed appliances - completed treatment (rolling 12 month period)	0	0	N/A	4.01	4.60
% of courses of treatment with removable appliances only - proposed treatment (rolling 12 month period)	0	0	N/A	1.4%	1.9%
% of courses of treatment with removable appliances only - completed treatment (rolling 12 month period)	0	0	N/A	0.9%	1.4%
% of patients satisfied with the treatment they have received (rolling 12 month period)	0	0	N/A	95.8%	95.9%

* Figures in italics indicate that the base number is less than 100.

Q47 - Vital Signs Orthodontic At a Glance Contract Report for 100299/0000 - December 2017

Name or company name	MISS DA FOX	17/18 Contracted general activity (UDA)	0
Contract type name	PDS Contract	Carry forward general activity (UDA)	0
Purpose of contract	Orthodontic	17/18 Contracted orthodontic activity (UOA)	0
Contract start date	13/01/2017	Carry forward orthodontic activity (UOA)	0
Contract end date	31/05/2017	Baseline contract value	£0.00

ACCESS	Contract	England and Wales
24 month ratio of assessments to patient IDs	1.01	1.09

ACTIVITY


Month	Adjusted Scheduled Activity (UOA)	
	2017	2018
April	0	29
May	0	173
June	0	176
July	0	176
August	0	176
September	0	176
October	0	176
November	0	176
December	0	176
January	6	
February	113	
March	192	
April	253	
May	253	
June	255	

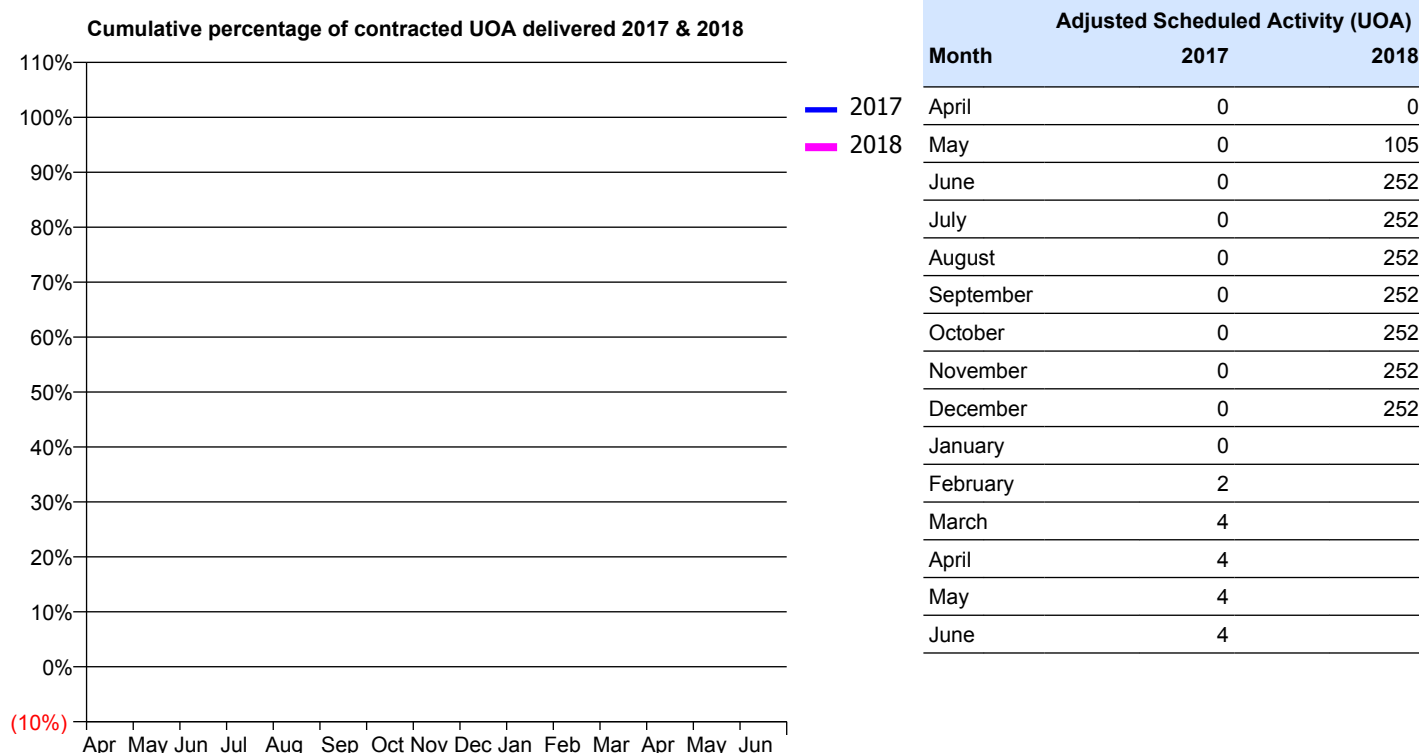
QUALITY	Contract Quantity	Contract Base Number	Contract *	Region	England
% of all assessments that were assess and fit appliances (rolling 12 month period)	0	431	0.0%	56.4%	58.6%
% of all assessments that were assess and refuse (rolling 12 month period)	125	431	29.0%	11.2%	11.3%
% of all assessments that were assess and review (rolling 12 month period)	306	431	71.0%	32.4%	30.0%
% of terminated courses where treatment was abandoned or discontinued (rolling 12 month period)	0	0	N/A	7.4%	7.4%
% of completed treatments indicating that PAR score was taken (year to date)	0	0	N/A	60.0%	64.3%
Rate of removable appliances per 100 fixed appliances - proposed treatment (rolling 12 month period)	0	0	N/A	5.44	5.53
Rate of removable appliances per 100 fixed appliances - completed treatment (rolling 12 month period)	0	0	N/A	4.01	4.60
% of courses of treatment with removable appliances only - proposed treatment (rolling 12 month period)	0	0	N/A	1.4%	1.9%
% of courses of treatment with removable appliances only - completed treatment (rolling 12 month period)	0	0	N/A	0.9%	1.4%
% of patients satisfied with the treatment they have received (rolling 12 month period)	0	0	N/A	95.8%	95.9%

* Figures in italics indicate that the base number is less than 100.

Q47 - Vital Signs Orthodontic At a Glance Contract Report for 100300/0000 - December 2017

Name or company name	Diamond Smiles Dental Centre	17/18 Contracted general activity (UDA)	0
Contract type name	GDS Contract	Carry forward general activity (UDA)	0
Purpose of contract	Orthodontic	17/18 Contracted orthodontic activity (UOA)	0
Contract start date	21/12/2016	Carry forward orthodontic activity (UOA)	0
Contract end date	31/05/2017	Baseline contract value	£0.00

ACCESS	Contract	England and Wales
24 month ratio of assessments to patient IDs	1.00	1.09

ACTIVITY


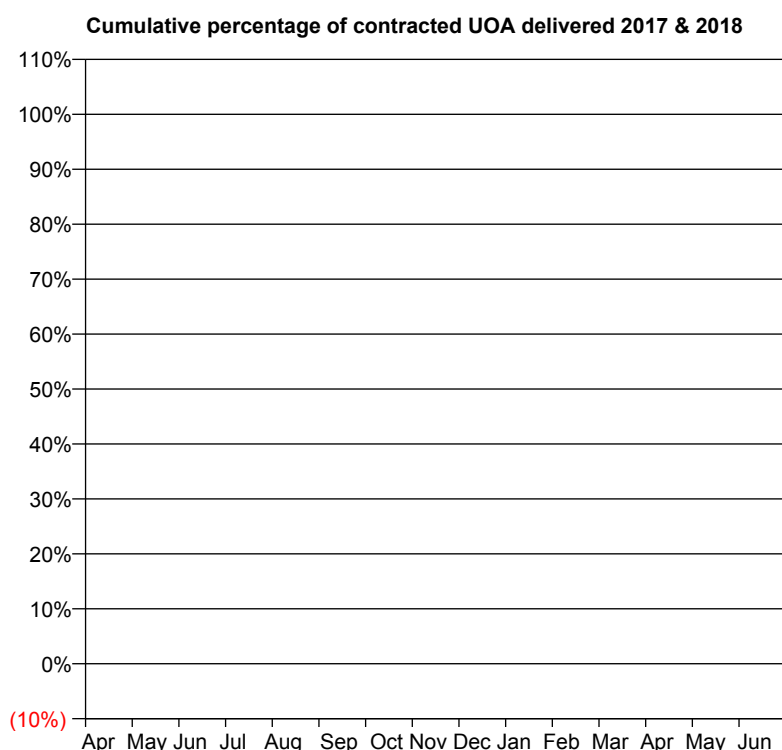
QUALITY	Contract Quantity	Contract Base Number	Contract *	Region	England
% of all assessments that were assess and fit appliances (rolling 12 month period)	12	16	75.0%	56.4%	58.6%
% of all assessments that were assess and refuse (rolling 12 month period)	3	16	18.8%	11.2%	11.3%
% of all assessments that were assess and review (rolling 12 month period)	1	16	6.3%	32.4%	30.0%
% of terminated courses where treatment was abandoned or discontinued (rolling 12 month period)	0	0	N/A	7.4%	7.4%
% of completed treatments indicating that PAR score was taken (year to date)	0	0	N/A	60.0%	64.3%
Rate of removable appliances per 100 fixed appliances - proposed treatment (rolling 12 month period)	1	17	5.88	5.44	5.53
Rate of removable appliances per 100 fixed appliances - completed treatment (rolling 12 month period)	0	0	N/A	4.01	4.60
% of courses of treatment with removable appliances only - proposed treatment (rolling 12 month period)	0	12	0.0%	1.4%	1.9%
% of courses of treatment with removable appliances only - completed treatment (rolling 12 month period)	0	0	N/A	0.9%	1.4%
% of patients satisfied with the treatment they have received (rolling 12 month period)	0	0	N/A	95.8%	95.9%

* Figures in italics indicate that the base number is less than 100.

Q47 - Vital Signs Orthodontic At a Glance Contract Report for 100301/0000 - December 2017

Name or company name	Orthoworld 2000 Limited	17/18 Contracted general activity (UDA)	0
Contract type name	PDS Contract	Carry forward general activity (UDA)	0
Purpose of contract	Orthodontic	17/18 Contracted orthodontic activity (UOA)	0
Contract start date	13/01/2017	Carry forward orthodontic activity (UOA)	0
Contract end date	31/05/2017	Baseline contract value	£0.00

ACCESS	Contract	England and Wales
24 month ratio of assessments to patient IDs	1.00	1.09

ACTIVITY


Month	Adjusted Scheduled Activity (UOA)	
	2017	2018
April	0	26
May	0	48
June	0	57
July	0	57
August	0	57
September	0	57
October	0	57
November	0	57
December	0	57
January	0	
February	26	
March	92	
April	171	
May	171	
June	171	

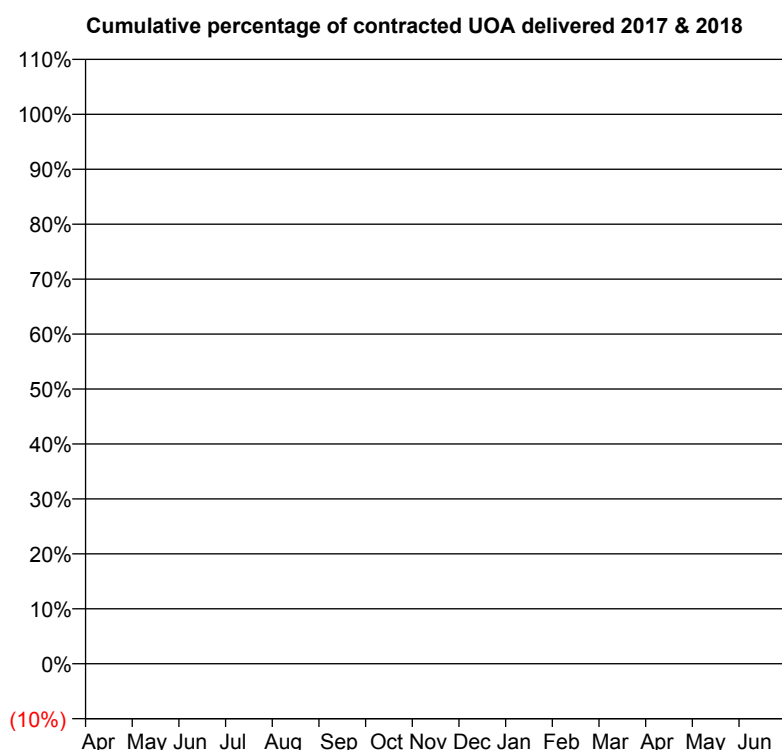
QUALITY	Contract Quantity	Contract Base Number	Contract *	Region	England
% of all assessments that were assess and fit appliances (rolling 12 month period)	0	228	0.0%	56.4%	58.6%
% of all assessments that were assess and refuse (rolling 12 month period)	22	228	9.6%	11.2%	11.3%
% of all assessments that were assess and review (rolling 12 month period)	206	228	90.4%	32.4%	30.0%
% of terminated courses where treatment was abandoned or discontinued (rolling 12 month period)	0	0	N/A	7.4%	7.4%
% of completed treatments indicating that PAR score was taken (year to date)	0	0	N/A	60.0%	64.3%
Rate of removable appliances per 100 fixed appliances - proposed treatment (rolling 12 month period)	0	0	N/A	5.44	5.53
Rate of removable appliances per 100 fixed appliances - completed treatment (rolling 12 month period)	0	0	N/A	4.01	4.60
% of courses of treatment with removable appliances only - proposed treatment (rolling 12 month period)	0	0	N/A	1.4%	1.9%
% of courses of treatment with removable appliances only - completed treatment (rolling 12 month period)	0	0	N/A	0.9%	1.4%
% of patients satisfied with the treatment they have received (rolling 12 month period)	0	0	N/A	95.8%	95.9%

* Figures in italics indicate that the base number is less than 100.

Q47 - Vital Signs Orthodontic At a Glance Contract Report for 100302/0000 - December 2017

Name or company name	MR M DUFFY	17/18 Contracted general activity (UDA)	0
Contract type name	GDS Contract	Carry forward general activity (UDA)	0
Purpose of contract	Orthodontic	17/18 Contracted orthodontic activity (UOA)	0
Contract start date	13/01/2017	Carry forward orthodontic activity (UOA)	0
Contract end date	31/05/2017	Baseline contract value	£0.00

ACCESS	Contract	England and Wales
24 month ratio of assessments to patient IDs	1.06	1.09

ACTIVITY


Adjusted Scheduled Activity (UOA)		
Month	2017	2018
April	0	0
May	0	0
June	0	42
July	0	42
August	0	42
September	0	42
October	0	42
November	0	42
December	0	42
January	0	
February	0	
March	0	
April	14	
May	14	
June	35	

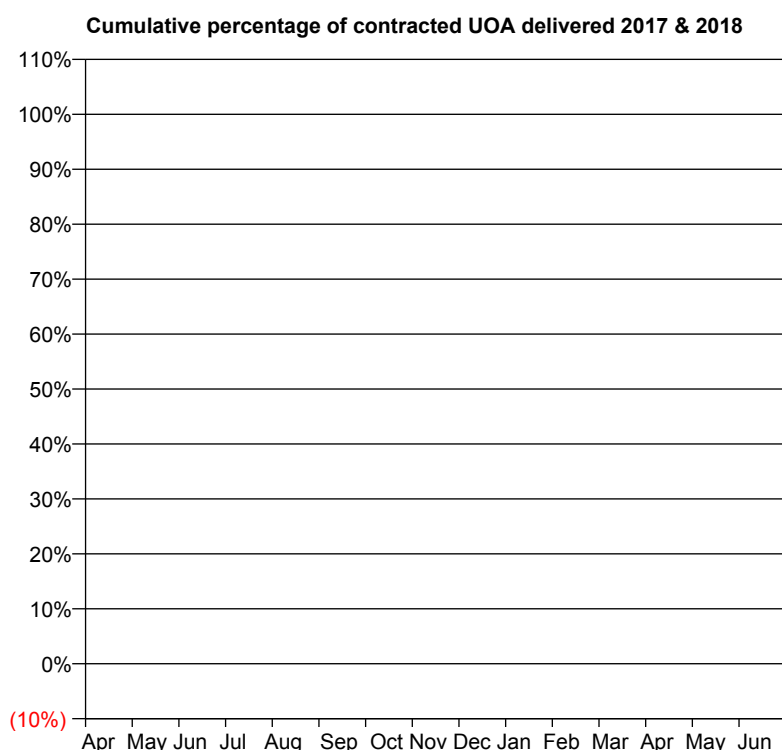
QUALITY	Contract Quantity	Contract Base Number	Contract *	Region	England
% of all assessments that were assess and fit appliances (rolling 12 month period)	3	17	17.6%	56.4%	58.6%
% of all assessments that were assess and refuse (rolling 12 month period)	1	17	5.9%	11.2%	11.3%
% of all assessments that were assess and review (rolling 12 month period)	13	17	76.5%	32.4%	30.0%
% of terminated courses where treatment was abandoned or discontinued (rolling 12 month period)	0	0	N/A	7.4%	7.4%
% of completed treatments indicating that PAR score was taken (year to date)	0	0	N/A	60.0%	64.3%
Rate of removable appliances per 100 fixed appliances - proposed treatment (rolling 12 month period)	1	0	N/A	5.44	5.53
Rate of removable appliances per 100 fixed appliances - completed treatment (rolling 12 month period)	0	0	N/A	4.01	4.60
% of courses of treatment with removable appliances only - proposed treatment (rolling 12 month period)	1	3	33.3%	1.4%	1.9%
% of courses of treatment with removable appliances only - completed treatment (rolling 12 month period)	0	0	N/A	0.9%	1.4%
% of patients satisfied with the treatment they have received (rolling 12 month period)	0	0	N/A	95.8%	95.9%

* Figures in italics indicate that the base number is less than 100.

Q47 - Vital Signs Orthodontic At a Glance Contract Report for 100328/0000 - December 2017

Name or company name	Bridge Dental Practice	17/18 Contracted general activity (UDA)	0
Contract type name	GDS Contract	Carry forward general activity (UDA)	0
Purpose of contract	Orthodontic	17/18 Contracted orthodontic activity (UOA)	0
Contract start date	24/02/2017	Carry forward orthodontic activity (UOA)	0
Contract end date	31/05/2017	Baseline contract value	£0.00

ACCESS	Contract	England and Wales
24 month ratio of assessments to patient IDs	1.00	1.09

ACTIVITY


Month	Adjusted Scheduled Activity (UOA)	
	2017	2018
April	0	0
May	0	359
June	0	380
July	0	380
August	0	380
September	0	380
October	0	380
November	0	380
December	0	380
January	0	
February	0	
March	0	
April	0	
May	0	
June	0	

QUALITY

	Contract Quantity	Contract Base Number	Contract *	Region	England
% of all assessments that were assess and fit appliances (rolling 12 month period)	18	18	100.0%	56.4%	58.6%
% of all assessments that were assess and refuse (rolling 12 month period)	0	18	0.0%	11.2%	11.3%
% of all assessments that were assess and review (rolling 12 month period)	0	18	0.0%	32.4%	30.0%
% of terminated courses where treatment was abandoned or discontinued (rolling 12 month period)	0	0	N/A	7.4%	7.4%
% of completed treatments indicating that PAR score was taken (year to date)	0	0	N/A	60.0%	64.3%
Rate of removable appliances per 100 fixed appliances - proposed treatment (rolling 12 month period)	0	33	0.00	5.44	5.53
Rate of removable appliances per 100 fixed appliances - completed treatment (rolling 12 month period)	0	0	N/A	4.01	4.60
% of courses of treatment with removable appliances only - proposed treatment (rolling 12 month period)	0	18	0.0%	1.4%	1.9%
% of courses of treatment with removable appliances only - completed treatment (rolling 12 month period)	0	0	N/A	0.9%	1.4%
% of patients satisfied with the treatment they have received (rolling 12 month period)	0	0	N/A	95.8%	95.9%

* Figures in italics indicate that the base number is less than 100.

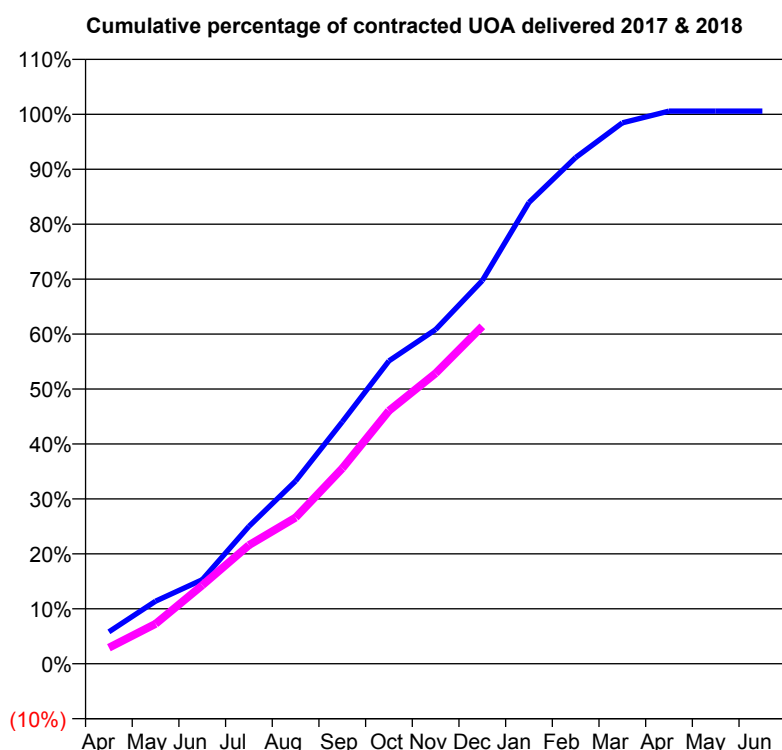
Q47 - Vital Signs Orthodontic At a Glance Contract Report for 104604/0001 - December 2017

Name or company name	Orthoworld 2000 Limited
Contract type name	PDS Contract
Purpose of contract	Orthodontic
Contract start date	01/04/2012
Contract end date	31/03/2018

17/18 Contracted general activity (UDA)	0
Carry forward general activity (UDA)	0
17/18 Contracted orthodontic activity (UOA)	10,861
Carry forward orthodontic activity (UOA)	-62
Baseline contract value	£739,741.21

ACCESS	Contract	England and Wales
--------	----------	-------------------

24 month ratio of assessments to patient IDs	1.15	1.09
--	------	------

ACTIVITY


Month	Adjusted Scheduled Activity (UOA)	
	2017	2018
April	632	317
May	1,237	789
June	1,661	1,552
July	2,715	2,345
August	3,611	2,890
September	4,783	3,862
October	5,986	5,000
November	6,606	5,742
December	7,573	6,669
January	9,118	
February	10,006	
March	10,691	
April	10,922	
May	10,922	
June	10,923	

QUALITY	Contract Quantity	Contract Base Number	Contract *	Region	England
% of all assessments that were assess and fit appliances (rolling 12 month period)	460	784	58.7%	56.4%	58.6%
% of all assessments that were assess and refuse (rolling 12 month period)	37	784	4.7%	11.2%	11.3%
% of all assessments that were assess and review (rolling 12 month period)	287	784	36.6%	32.4%	30.0%
% of terminated courses where treatment was abandoned or discontinued (rolling 12 month period)	55	332	16.6%	7.4%	7.4%
% of completed treatments indicating that PAR score was taken (year to date)	28	157	17.8%	60.0%	64.3%
Rate of removable appliances per 100 fixed appliances - proposed treatment (rolling 12 month period)	32	882	3.63	5.44	5.53
Rate of removable appliances per 100 fixed appliances - completed treatment (rolling 12 month period)	17	546	3.11	4.01	4.60
% of courses of treatment with removable appliances only - proposed treatment (rolling 12 month period)	6	460	1.3%	1.4%	1.9%
% of courses of treatment with removable appliances only - completed treatment (rolling 12 month period)	0	277	0.0%	0.9%	1.4%
% of patients satisfied with the treatment they have received (rolling 12 month period)	24	24	100.0%	95.8%	95.9%

* Figures in italics indicate that the base number is less than 100.

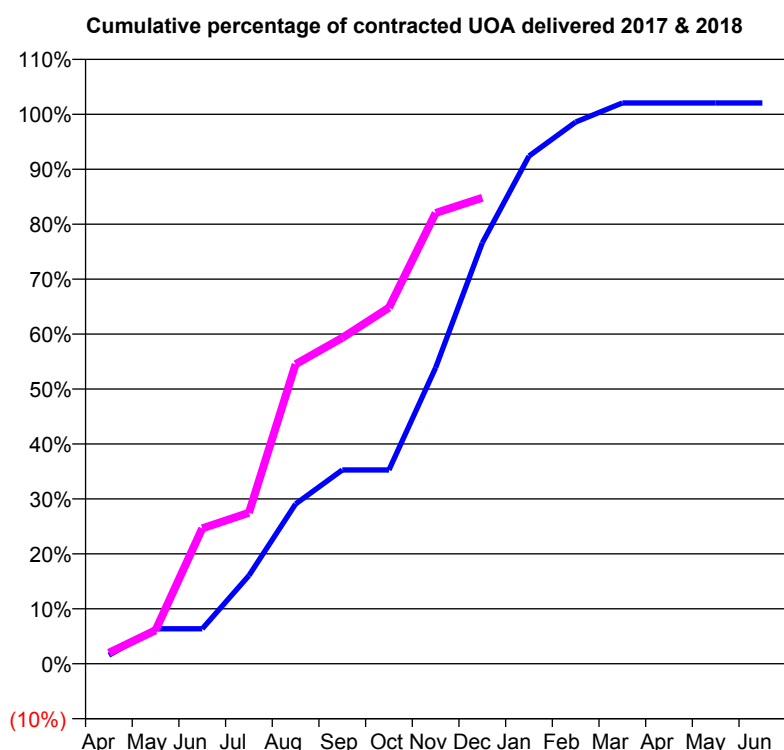
Q47 - Vital Signs Orthodontic At a Glance Contract Report for 114642/0001 - December 2017

Name or company name	Preston Orthodontics Ltd
Contract type name	PDS Contract
Purpose of contract	Orthodontic
Contract start date	01/04/2011
Contract end date	31/03/2019

17/18 Contracted general activity (UDA)	0
Carry forward general activity (UDA)	0
17/18 Contracted orthodontic activity (UOA)	3,060
Carry forward orthodontic activity (UOA)	-61
Baseline contract value	£206,402.95

ACCESS	Contract	England and Wales
--------	----------	-------------------

24 month ratio of assessments to patient IDs	1.01	1.09
--	------	------

ACTIVITY


Month	Adjusted Scheduled Activity (UOA)	
	2017	2018
April	48	61
May	195	187
June	195	754
July	491	841
August	890	1,668
September	1,079	1,815
October	1,079	1,983
November	1,649	2,510
December	2,344	2,595
January	2,827	
February	3,017	
March	3,123	
April	3,123	
May	3,123	
June	3,123	

QUALITY	Contract Quantity	Contract Base Number	Contract *	Region	England
% of all assessments that were assess and fit appliances (rolling 12 month period)	158	169	93.5%	56.4%	58.6%
% of all assessments that were assess and refuse (rolling 12 month period)	0	169	0.0%	11.2%	11.3%
% of all assessments that were assess and review (rolling 12 month period)	11	169	6.5%	32.4%	30.0%
% of terminated courses where treatment was abandoned or discontinued (rolling 12 month period)	0	106	0.0%	7.4%	7.4%
% of completed treatments indicating that PAR score was taken (year to date)	56	77	72.7%	60.0%	64.3%
Rate of removable appliances per 100 fixed appliances - proposed treatment (rolling 12 month period)	56	316	17.72	5.44	5.53
Rate of removable appliances per 100 fixed appliances - completed treatment (rolling 12 month period)	6	209	2.87	4.01	4.60
% of courses of treatment with removable appliances only - proposed treatment (rolling 12 month period)	0	158	0.0%	1.4%	1.9%
% of courses of treatment with removable appliances only - completed treatment (rolling 12 month period)	1	106	0.9%	0.9%	1.4%
% of patients satisfied with the treatment they have received (rolling 12 month period)	17	17	100.0%	95.8%	95.9%

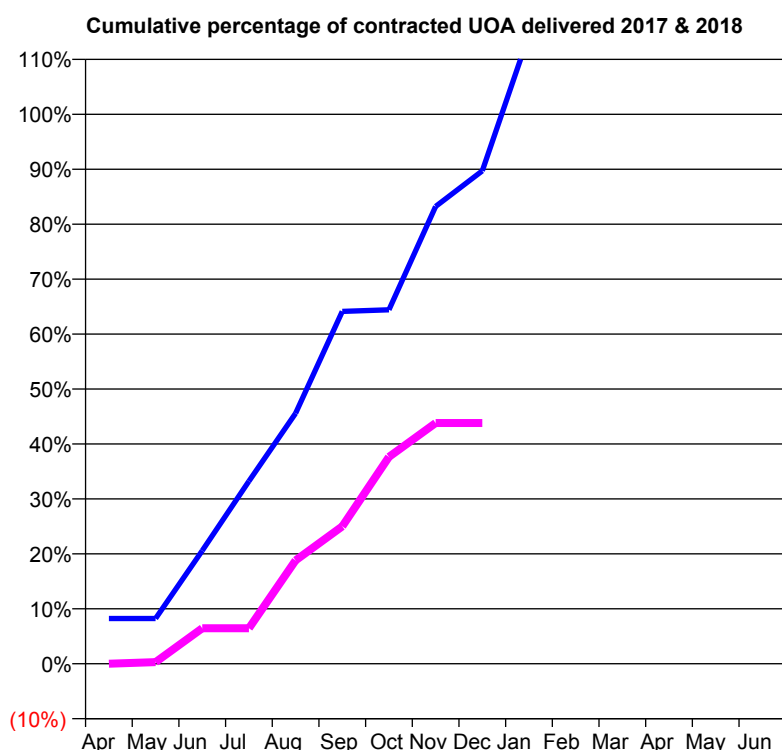
* Figures in italics indicate that the base number is less than 100.

Q47 - Vital Signs Orthodontic At a Glance Contract Report for 123188/0001 - December 2017

Name or company name	Cramond House Dental Practice
Contract type name	GDS Contract
Purpose of contract	General and Orthodontic
Contract start date	01/04/2011
Contract end date	

17/18 Contracted general activity (UDA)	1,520
Carry forward general activity (UDA)	-7
17/18 Contracted orthodontic activity (UOA)	340
Carry forward orthodontic activity (UOA)	0
Baseline contract value	£57,017.35

ACCESS	Contract	England and Wales
24 month ratio of assessments to patient IDs	1.05	1.09

ACTIVITY


Month	Adjusted Scheduled Activity (UOA)	
	2017	2018
April	28	0
May	28	1
June	70	22
July	113	22
August	155	64
September	218	85
October	219	128
November	283	149
December	305	149
January	389	
February	410	
March	410	
April	474	
May	474	
June	474	

QUALITY	Contract Quantity	Contract Base Number	Contract *	Region	England
% of all assessments that were assess and fit appliances (rolling 12 month period)	15	19	78.9%	56.4%	58.6%
% of all assessments that were assess and refuse (rolling 12 month period)	0	19	0.0%	11.2%	11.3%
% of all assessments that were assess and review (rolling 12 month period)	4	19	21.1%	32.4%	30.0%
% of terminated courses where treatment was abandoned or discontinued (rolling 12 month period)	0	24	0.0%	7.4%	7.4%
% of completed treatments indicating that PAR score was taken (year to date)	19	19	100.0%	60.0%	64.3%
Rate of removable appliances per 100 fixed appliances - proposed treatment (rolling 12 month period)	0	0	N/A	5.44	5.53
Rate of removable appliances per 100 fixed appliances - completed treatment (rolling 12 month period)	0	40	0.00	4.01	4.60
% of courses of treatment with removable appliances only - proposed treatment (rolling 12 month period)	0	15	0.0%	1.4%	1.9%
% of courses of treatment with removable appliances only - completed treatment (rolling 12 month period)	0	24	0.0%	0.9%	1.4%
% of patients satisfied with the treatment they have received (rolling 12 month period)	0	0	N/A	95.8%	95.9%

* Figures in italics indicate that the base number is less than 100.

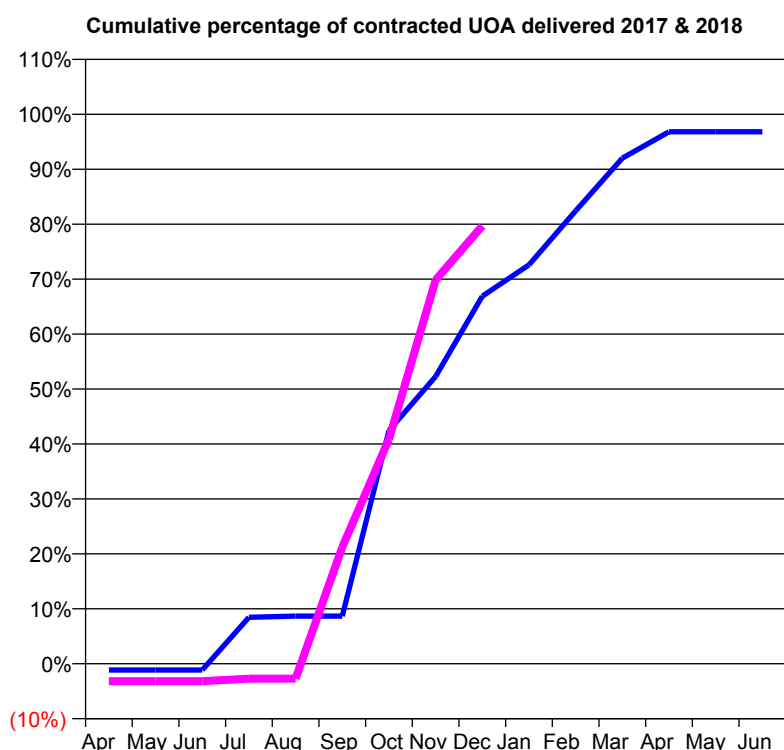
Q47 - Vital Signs Orthodontic At a Glance Contract Report for 126691/0001 - December 2017

Name or company name	Diamond Smiles Dental Centre
Contract type name	GDS Contract
Purpose of contract	General and Orthodontic
Contract start date	01/07/2009
Contract end date	

17/18 Contracted general activity (UDA)	3,299
Carry forward general activity (UDA)	-24
17/18 Contracted orthodontic activity (UOA)	438
Carry forward orthodontic activity (UOA)	14
Baseline contract value	£106,180.97

ACCESS

	Contract	England and Wales
24 month ratio of assessments to patient IDs	1.04	1.09

ACTIVITY


Month	Adjusted Scheduled Activity (UOA)	
	2017	2018
April	-5	-14
May	-5	-14
June	-5	-14
July	37	-12
August	38	-12
September	38	93
October	186	179
November	229	306
December	293	349
January	318	
February	361	
March	403	
April	424	
May	424	
June	424	

QUALITY

	Contract Quantity	Contract Base Number	Contract *	Region	England
% of all assessments that were assess and fit appliances (rolling 12 month period)	24	31	77.4%	56.4%	58.6%
% of all assessments that were assess and refuse (rolling 12 month period)	5	31	16.1%	11.2%	11.3%
% of all assessments that were assess and review (rolling 12 month period)	2	31	6.5%	32.4%	30.0%
% of terminated courses where treatment was abandoned or discontinued (rolling 12 month period)	5	17	29.4%	7.4%	7.4%
% of completed treatments indicating that PAR score was taken (year to date)	5	6	83.3%	60.0%	64.3%
Rate of removable appliances per 100 fixed appliances - proposed treatment (rolling 12 month period)	2	36	5.56	5.44	5.53
Rate of removable appliances per 100 fixed appliances - completed treatment (rolling 12 month period)	0	6	0.00	4.01	4.60
% of courses of treatment with removable appliances only - proposed treatment (rolling 12 month period)	1	24	4.2%	1.4%	1.9%
% of courses of treatment with removable appliances only - completed treatment (rolling 12 month period)	0	12	0.0%	0.9%	1.4%
% of patients satisfied with the treatment they have received (rolling 12 month period)	2	2	100.0%	95.8%	95.9%

* Figures in italics indicate that the base number is less than 100.

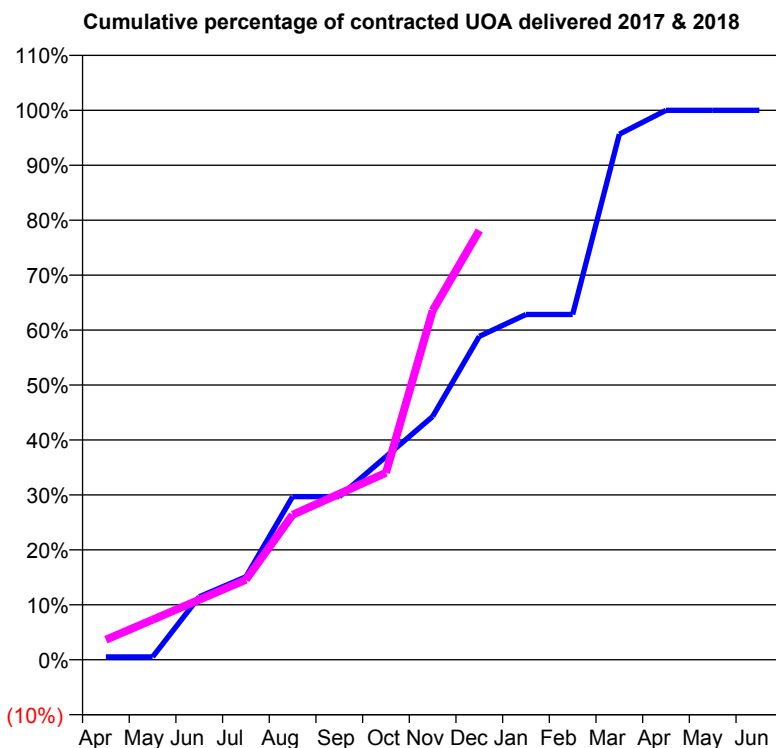
Q47 - Vital Signs Orthodontic At a Glance Contract Report for 134341/0001 - December 2017

Name or company name	The Macfarlane Dental Partnership
Contract type name	GDS Contract
Purpose of contract	General and Orthodontic
Contract start date	01/01/2012
Contract end date	

17/18 Contracted general activity (UDA)	2,016
Carry forward general activity (UDA)	26
17/18 Contracted orthodontic activity (UOA)	576
Carry forward orthodontic activity (UOA)	0
Baseline contract value	£95,326.83

ACCESS

	Contract	England and Wales
24 month ratio of assessments to patient IDs	1.02	1.09

ACTIVITY


Month	Adjusted Scheduled Activity (UOA)	
	2017	2018
April	3	21
May	3	42
June	66	63
July	87	84
August	171	152
September	171	174
October	213	196
November	255	366
December	339	450
January	362	
February	362	
March	551	
April	576	
May	576	
June	576	

QUALITY

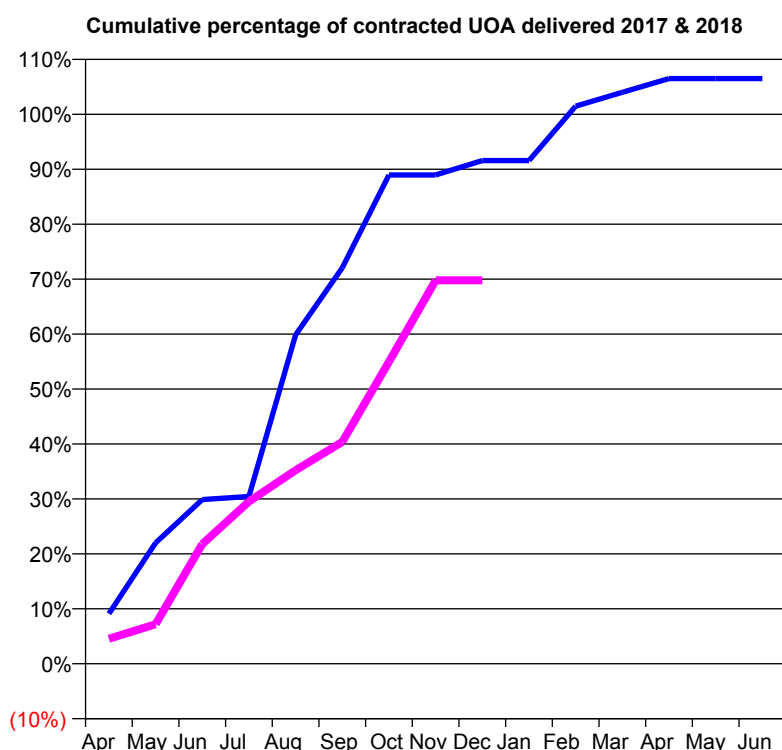
	Contract Quantity	Contract Base Number	Contract *	Region	England
% of all assessments that were assess and fit appliances (rolling 12 month period)	35	43	81.4%	56.4%	58.6%
% of all assessments that were assess and refuse (rolling 12 month period)	4	43	9.3%	11.2%	11.3%
% of all assessments that were assess and review (rolling 12 month period)	4	43	9.3%	32.4%	30.0%
% of terminated courses where treatment was abandoned or discontinued (rolling 12 month period)	3	18	16.7%	7.4%	7.4%
% of completed treatments indicating that PAR score was taken (year to date)	6	8	75.0%	60.0%	64.3%
Rate of removable appliances per 100 fixed appliances - proposed treatment (rolling 12 month period)	17	63	26.98	5.44	5.53
Rate of removable appliances per 100 fixed appliances - completed treatment (rolling 12 month period)	4	26	15.38	4.01	4.60
% of courses of treatment with removable appliances only - proposed treatment (rolling 12 month period)	3	35	8.6%	1.4%	1.9%
% of courses of treatment with removable appliances only - completed treatment (rolling 12 month period)	1	15	6.7%	0.9%	1.4%
% of patients satisfied with the treatment they have received (rolling 12 month period)	2	2	100.0%	95.8%	95.9%

* Figures in italics indicate that the base number is less than 100.

Q47 - Vital Signs Orthodontic At a Glance Contract Report for 137162/0001 - December 2017

Name or company name	Oakland Family Dental Practice	17/18 Contracted general activity (UDA)	1,800
Contract type name	GDS Contract	Carry forward general activity (UDA)	-36
Purpose of contract	General and Orthodontic	17/18 Contracted orthodontic activity (UOA)	877
Contract start date	01/04/2014	Carry forward orthodontic activity (UOA)	-18
Contract end date		Baseline contract value	£104,682.03

ACCESS	Contract	England and Wales
24 month ratio of assessments to patient IDs	1.22	1.09

ACTIVITY


Month	Adjusted Scheduled Activity (UOA)	
	2017	2018
April	80	40
May	193	63
June	262	191
July	267	259
August	525	309
September	632	354
October	780	482
November	780	612
December	803	612
January	803	
February	890	
March	912	
April	934	
May	934	
June	934	

QUALITY	Contract Quantity	Contract Base Number	Contract *	Region	England
% of all assessments that were assess and fit appliances (rolling 12 month period)	34	67	50.7%	56.4%	58.6%
% of all assessments that were assess and refuse (rolling 12 month period)	22	67	32.8%	11.2%	11.3%
% of all assessments that were assess and review (rolling 12 month period)	11	67	16.4%	32.4%	30.0%
% of terminated courses where treatment was abandoned or discontinued (rolling 12 month period)	2	32	6.3%	7.4%	7.4%
% of completed treatments indicating that PAR score was taken (year to date)	23	25	92.0%	60.0%	64.3%
Rate of removable appliances per 100 fixed appliances - proposed treatment (rolling 12 month period)	2	64	3.13	5.44	5.53
Rate of removable appliances per 100 fixed appliances - completed treatment (rolling 12 month period)	0	1	0.00	4.01	4.60
% of courses of treatment with removable appliances only - proposed treatment (rolling 12 month period)	0	34	0.0%	1.4%	1.9%
% of courses of treatment with removable appliances only - completed treatment (rolling 12 month period)	0	30	0.0%	0.9%	1.4%
% of patients satisfied with the treatment they have received (rolling 12 month period)	0	0	N/A	95.8%	95.9%

* Figures in italics indicate that the base number is less than 100.

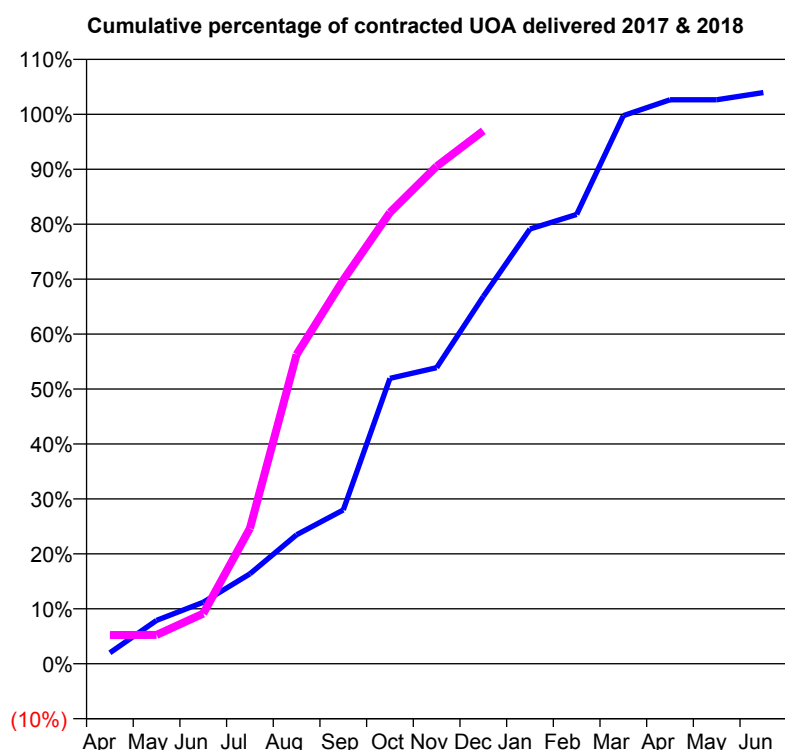
Q47 - Vital Signs Orthodontic At a Glance Contract Report for 142433/0003 - December 2017

Name or company name	Dentalign Preston
Contract type name	PDS Contract
Purpose of contract	Orthodontic
Contract start date	25/06/2011
Contract end date	31/03/2018

17/18 Contracted general activity (UDA)	0
Carry forward general activity (UDA)	0
17/18 Contracted orthodontic activity (UOA)	3,251
Carry forward orthodontic activity (UOA)	-65
Baseline contract value	£220,100.09

ACCESS

	Contract	England and Wales
24 month ratio of assessments to patient IDs	1.04	1.09

ACTIVITY


Month	Adjusted Scheduled Activity (UOA)	
	2017	2018
April	65	170
May	257	171
June	364	297
July	532	801
August	763	1,830
September	910	2,271
October	1,689	2,670
November	1,752	2,943
December	2,173	3,153
January	2,572	
February	2,658	
March	3,243	
April	3,337	
May	3,337	
June	3,379	

QUALITY

	Contract Quantity	Contract Base Number	Contract *	Region	England
% of all assessments that were assess and fit appliances (rolling 12 month period)	205	257	79.8%	56.4%	58.6%
% of all assessments that were assess and refuse (rolling 12 month period)	12	257	4.7%	11.2%	11.3%
% of all assessments that were assess and review (rolling 12 month period)	40	257	15.6%	32.4%	30.0%
% of terminated courses where treatment was abandoned or discontinued (rolling 12 month period)	18	74	24.3%	7.4%	7.4%
% of completed treatments indicating that PAR score was taken (year to date)	36	39	92.3%	60.0%	64.3%
Rate of removable appliances per 100 fixed appliances - proposed treatment (rolling 12 month period)	0	404	0.00	5.44	5.53
Rate of removable appliances per 100 fixed appliances - completed treatment (rolling 12 month period)	1	25	4.00	4.01	4.60
% of courses of treatment with removable appliances only - proposed treatment (rolling 12 month period)	0	205	0.0%	1.4%	1.9%
% of courses of treatment with removable appliances only - completed treatment (rolling 12 month period)	0	56	0.0%	0.9%	1.4%
% of patients satisfied with the treatment they have received (rolling 12 month period)	7	7	100.0%	95.8%	95.9%

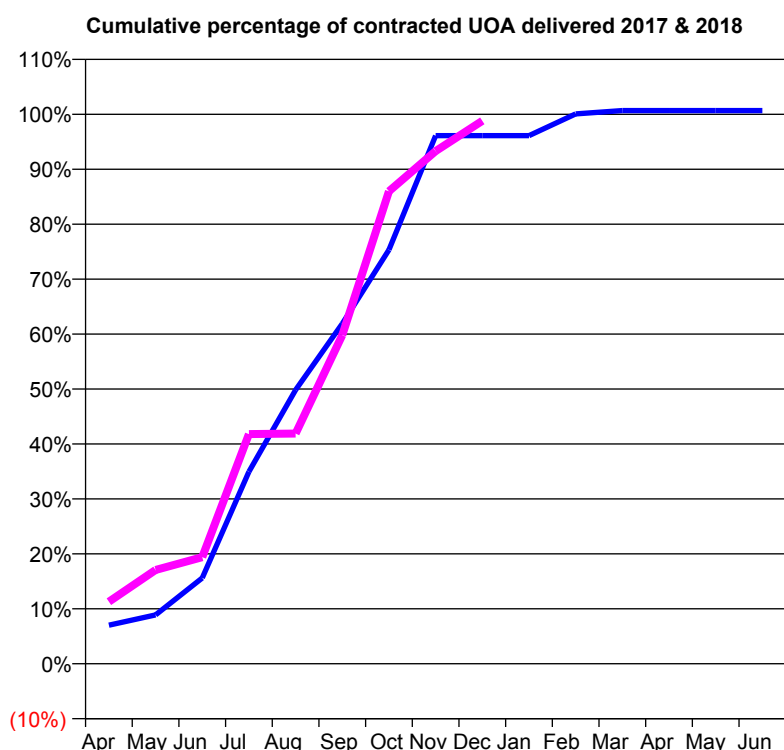
* Figures in italics indicate that the base number is less than 100.

Q47 - Vital Signs Orthodontic At a Glance Contract Report for 142646/0001 - December 2017

Name or company name	Perfectalign at the Beeches
Contract type name	PDS Contract
Purpose of contract	Orthodontic
Contract start date	01/06/2015
Contract end date	31/03/2019

17/18 Contracted general activity (UDA)	0
Carry forward general activity (UDA)	0
17/18 Contracted orthodontic activity (UOA)	6,911
Carry forward orthodontic activity (UOA)	-46
Baseline contract value	£469,355.67

ACCESS	Contract	England and Wales
24 month ratio of assessments to patient IDs	1.06	1.09

ACTIVITY


Month	Adjusted Scheduled Activity (UOA)	
	2017	2018
April	485	781
May	615	1,180
June	1,079	1,341
July	2,416	2,888
August	3,444	2,896
September	4,277	4,134
October	5,207	5,943
November	6,642	6,448
December	6,642	6,828
January	6,642	
February	6,915	
March	6,957	
April	6,957	
May	6,957	
June	6,957	

QUALITY	Contract Quantity	Contract Base Number	Contract *	Region	England
% of all assessments that were assess and fit appliances (rolling 12 month period)	335	395	84.8%	56.4%	58.6%
% of all assessments that were assess and refuse (rolling 12 month period)	21	395	5.3%	11.2%	11.3%
% of all assessments that were assess and review (rolling 12 month period)	39	395	9.9%	32.4%	30.0%
% of terminated courses where treatment was abandoned or discontinued (rolling 12 month period)	9	210	4.3%	7.4%	7.4%
% of completed treatments indicating that PAR score was taken (year to date)	88	161	54.7%	60.0%	64.3%
Rate of removable appliances per 100 fixed appliances - proposed treatment (rolling 12 month period)	24	661	3.63	5.44	5.53
Rate of removable appliances per 100 fixed appliances - completed treatment (rolling 12 month period)	30	370	8.11	4.01	4.60
% of courses of treatment with removable appliances only - proposed treatment (rolling 12 month period)	0	335	0.0%	1.4%	1.9%
% of courses of treatment with removable appliances only - completed treatment (rolling 12 month period)	0	201	0.0%	0.9%	1.4%
% of patients satisfied with the treatment they have received (rolling 12 month period)	8	8	100.0%	95.8%	95.9%

* Figures in italics indicate that the base number is less than 100.

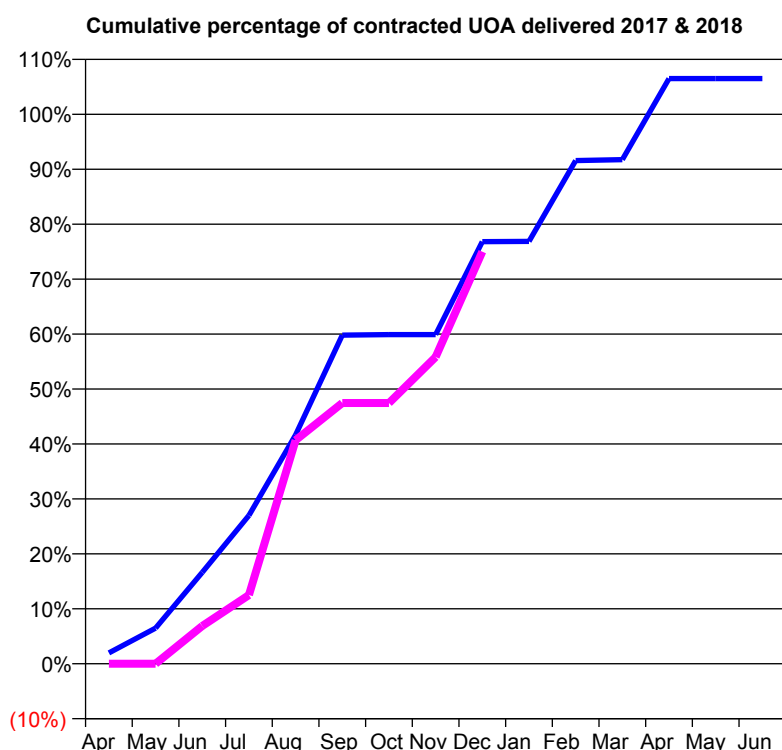
Q47 - Vital Signs Orthodontic At a Glance Contract Report for 148601/0002 - December 2017

Name or company name	Redbridge Associates Ltd.
Contract type name	PDS Contract
Purpose of contract	Orthodontic
Contract start date	01/04/2007
Contract end date	31/03/2018

17/18 Contracted general activity (UDA)	0
Carry forward general activity (UDA)	0
17/18 Contracted orthodontic activity (UOA)	1,863
Carry forward orthodontic activity (UOA)	0
Baseline contract value	£121,533.48

ACCESS

	Contract	England and Wales
24 month ratio of assessments to patient IDs	1.02	1.09

ACTIVITY


Month	Adjusted Scheduled Activity (UOA)	
	2017	2018
April	37	0
May	121	0
June	310	128
July	503	233
August	776	758
September	1,114	884
October	1,116	884
November	1,116	1,040
December	1,431	1,397
January	1,432	
February	1,706	
March	1,709	
April	1,984	
May	1,984	
June	1,984	

QUALITY

	Contract Quantity	Contract Base Number	Contract *	Region	England
% of all assessments that were assess and fit appliances (rolling 12 month period)	92	105	87.6%	56.4%	58.6%
% of all assessments that were assess and refuse (rolling 12 month period)	1	105	1.0%	11.2%	11.3%
% of all assessments that were assess and review (rolling 12 month period)	12	105	11.4%	32.4%	30.0%
% of terminated courses where treatment was abandoned or discontinued (rolling 12 month period)	2	29	6.9%	7.4%	7.4%
% of completed treatments indicating that PAR score was taken (year to date)	6	16	37.5%	60.0%	64.3%
Rate of removable appliances per 100 fixed appliances - proposed treatment (rolling 12 month period)	183	97	188.66	5.44	5.53
Rate of removable appliances per 100 fixed appliances - completed treatment (rolling 12 month period)	4	0	N/A	4.01	4.60
% of courses of treatment with removable appliances only - proposed treatment (rolling 12 month period)	0	92	0.0%	1.4%	1.9%
% of courses of treatment with removable appliances only - completed treatment (rolling 12 month period)	2	27	7.4%	0.9%	1.4%
% of patients satisfied with the treatment they have received (rolling 12 month period)	0	0	N/A	95.8%	95.9%

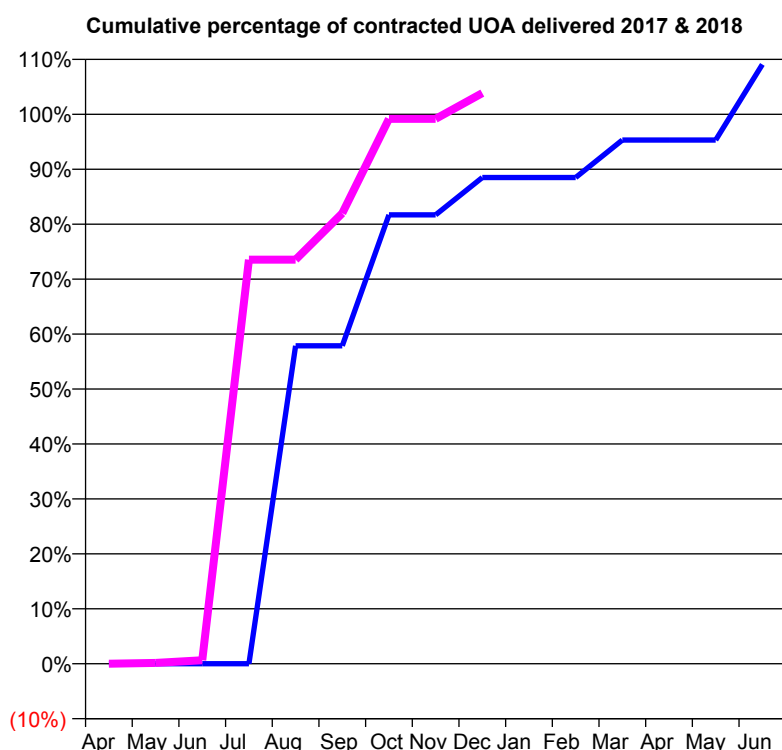
* Figures in italics indicate that the base number is less than 100.

Q47 - Vital Signs Orthodontic At a Glance Contract Report for 167711/0001 - December 2017

Name or company name	Bridge Dental Practice
Contract type name	GDS Contract
Purpose of contract	General and Orthodontic
Contract start date	01/09/2014
Contract end date	

17/18 Contracted general activity (UDA)	2,000
Carry forward general activity (UDA)	0
17/18 Contracted orthodontic activity (UOA)	617
Carry forward orthodontic activity (UOA)	0
Baseline contract value	£81,809.31

ACCESS	Contract	England and Wales
24 month ratio of assessments to patient IDs	1.01	1.09

ACTIVITY


Month	Adjusted Scheduled Activity (UOA)	
	2017	2018
April	0	0
May	0	1
June	0	4
July	0	454
August	357	454
September	357	506
October	504	612
November	504	612
December	546	641
January	546	
February	546	
March	588	
April	588	
May	588	
June	673	

QUALITY

	Contract Quantity	Contract Base Number	Contract *	Region	England
% of all assessments that were assess and fit appliances (rolling 12 month period)	35	67	52.2%	56.4%	58.6%
% of all assessments that were assess and refuse (rolling 12 month period)	1	67	1.5%	11.2%	11.3%
% of all assessments that were assess and review (rolling 12 month period)	31	67	46.3%	32.4%	30.0%
% of terminated courses where treatment was abandoned or discontinued (rolling 12 month period)	0	22	0.0%	7.4%	7.4%
% of completed treatments indicating that PAR score was taken (year to date)	0	17	0.0%	60.0%	64.3%
Rate of removable appliances per 100 fixed appliances - proposed treatment (rolling 12 month period)	0	60	0.00	5.44	5.53
Rate of removable appliances per 100 fixed appliances - completed treatment (rolling 12 month period)	0	0	N/A	4.01	4.60
% of courses of treatment with removable appliances only - proposed treatment (rolling 12 month period)	0	35	0.0%	1.4%	1.9%
% of courses of treatment with removable appliances only - completed treatment (rolling 12 month period)	0	22	0.0%	0.9%	1.4%
% of patients satisfied with the treatment they have received (rolling 12 month period)	1	2	50.0%	95.8%	95.9%

* Figures in italics indicate that the base number is less than 100.

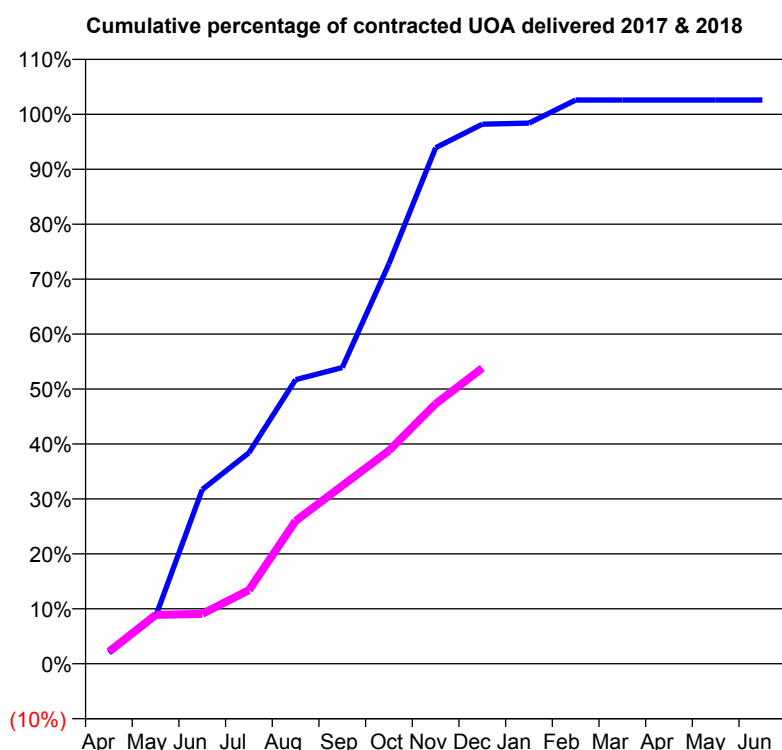
Q47 - Vital Signs Orthodontic At a Glance Contract Report for 171859/0004 - December 2017

Name or company name	Oak Dental Care Limited
Contract type name	GDS Contract
Purpose of contract	General and Orthodontic
Contract start date	01/04/2009
Contract end date	

17/18 Contracted general activity (UDA)	4,600
Carry forward general activity (UDA)	-92
17/18 Contracted orthodontic activity (UOA)	1,000
Carry forward orthodontic activity (UOA)	-20
Baseline contract value	£202,004.36

ACCESS	Contract	England and Wales
--------	----------	-------------------

24 month ratio of assessments to patient IDs	1.02	1.09
--	------	------

ACTIVITY


Month	Adjusted Scheduled Activity (UOA)	
	2017	2018
April	20	22
May	86	89
June	317	91
July	384	134
August	517	260
September	539	324
October	728	388
November	939	473
December	982	538
January	984	
February	1,026	
March	1,026	
April	1,026	
May	1,026	
June	1,026	

QUALITY	Contract Quantity	Contract Base Number	Contract *	Region	England
---------	-------------------	----------------------	------------	--------	---------

% of all assessments that were assess and fit appliances (rolling 12 month period)	26	42	61.9%	56.4%	58.6%
% of all assessments that were assess and refuse (rolling 12 month period)	8	42	19.0%	11.2%	11.3%
% of all assessments that were assess and review (rolling 12 month period)	8	42	19.0%	32.4%	30.0%
% of terminated courses where treatment was abandoned or discontinued (rolling 12 month period)	1	8	12.5%	7.4%	7.4%
% of completed treatments indicating that PAR score was taken (year to date)	0	3	0.0%	60.0%	64.3%
Rate of removable appliances per 100 fixed appliances - proposed treatment (rolling 12 month period)	2	13	15.38	5.44	5.53
Rate of removable appliances per 100 fixed appliances - completed treatment (rolling 12 month period)	0	0	N/A	4.01	4.60
% of courses of treatment with removable appliances only - proposed treatment (rolling 12 month period)	2	26	7.7%	1.4%	1.9%
% of courses of treatment with removable appliances only - completed treatment (rolling 12 month period)	0	7	0.0%	0.9%	1.4%
% of patients satisfied with the treatment they have received (rolling 12 month period)	1	1	100.0%	95.8%	95.9%

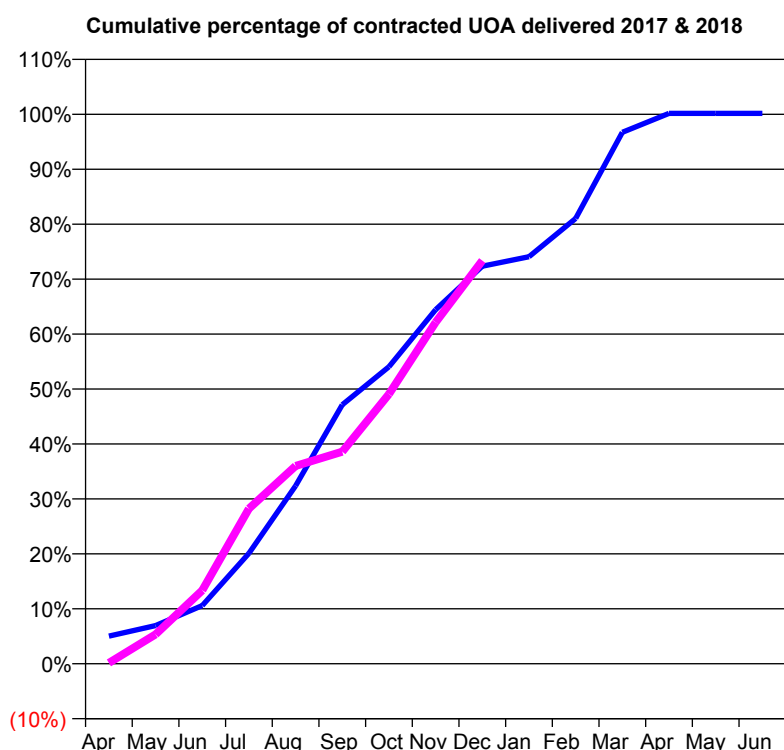
* Figures in italics indicate that the base number is less than 100.

Q47 - Vital Signs Orthodontic At a Glance Contract Report for 185450/0001 - December 2017

Name or company name	Matterson and Partners
Contract type name	GDS Contract
Purpose of contract	General and Orthodontic
Contract start date	01/01/2016
Contract end date	

17/18 Contracted general activity (UDA)	5,600
Carry forward general activity (UDA)	117
17/18 Contracted orthodontic activity (UOA)	2,427
Carry forward orthodontic activity (UOA)	-4
Baseline contract value	£303,975.22

ACCESS	Contract	England and Wales
24 month ratio of assessments to patient IDs	1.02	1.09

ACTIVITY


Month	Adjusted Scheduled Activity (UOA)	
	2017	2018
April	122	4
May	169	130
June	257	324
July	488	685
August	786	874
September	1,144	937
October	1,312	1,191
November	1,564	1,508
December	1,756	1,781
January	1,798	
February	1,967	
March	2,347	
April	2,431	
May	2,431	
June	2,431	

QUALITY	Contract Quantity	Contract Base Number	Contract *	Region	England
% of all assessments that were assess and fit appliances (rolling 12 month period)	120	122	98.4%	56.4%	58.6%
% of all assessments that were assess and refuse (rolling 12 month period)	0	122	0.0%	11.2%	11.3%
% of all assessments that were assess and review (rolling 12 month period)	2	122	1.6%	32.4%	30.0%
% of terminated courses where treatment was abandoned or discontinued (rolling 12 month period)	20	126	15.9%	7.4%	7.4%
% of completed treatments indicating that PAR score was taken (year to date)	0	80	0.0%	60.0%	64.3%
Rate of removable appliances per 100 fixed appliances - proposed treatment (rolling 12 month period)	36	202	17.82	5.44	5.53
Rate of removable appliances per 100 fixed appliances - completed treatment (rolling 12 month period)	0	0	N/A	4.01	4.60
% of courses of treatment with removable appliances only - proposed treatment (rolling 12 month period)	2	120	1.7%	1.4%	1.9%
% of courses of treatment with removable appliances only - completed treatment (rolling 12 month period)	0	106	0.0%	0.9%	1.4%
% of patients satisfied with the treatment they have received (rolling 12 month period)	1	1	100.0%	95.8%	95.9%

* Figures in italics indicate that the base number is less than 100.

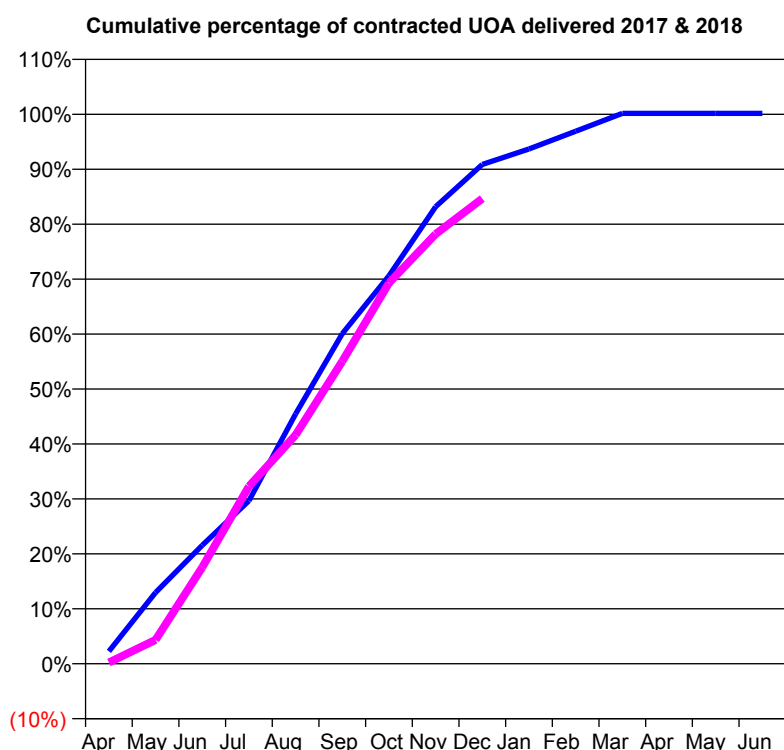
Q47 - Vital Signs Orthodontic At a Glance Contract Report for 185450/0002 - December 2017

Name or company name	Matterson and Partners
Contract type name	GDS Contract
Purpose of contract	General and Orthodontic
Contract start date	01/01/2016
Contract end date	

17/18 Contracted general activity (UDA)	3,700
Carry forward general activity (UDA)	-18
17/18 Contracted orthodontic activity (UOA)	5,196
Carry forward orthodontic activity (UOA)	-8
Baseline contract value	£444,207.89

ACCESS

	Contract	England and Wales
24 month ratio of assessments to patient IDs	1.01	1.09

ACTIVITY


Month	Adjusted Scheduled Activity (UOA)	
	2017	2018
April	118	12
May	674	226
June	1,120	912
July	1,542	1,678
August	2,362	2,163
September	3,121	2,860
October	3,669	3,601
November	4,322	4,063
December	4,721	4,399
January	4,868	
February	5,036	
March	5,204	
April	5,204	
May	5,204	
June	5,204	

QUALITY

	Contract Quantity	Contract Base Number	Contract *	Region	England
% of all assessments that were assess and fit appliances (rolling 12 month period)	238	238	100.0%	56.4%	58.6%
% of all assessments that were assess and refuse (rolling 12 month period)	0	238	0.0%	11.2%	11.3%
% of all assessments that were assess and review (rolling 12 month period)	0	238	0.0%	32.4%	30.0%
% of terminated courses where treatment was abandoned or discontinued (rolling 12 month period)	28	266	10.5%	7.4%	7.4%
% of completed treatments indicating that PAR score was taken (year to date)	27	161	16.8%	60.0%	64.3%
Rate of removable appliances per 100 fixed appliances - proposed treatment (rolling 12 month period)	91	370	24.59	5.44	5.53
Rate of removable appliances per 100 fixed appliances - completed treatment (rolling 12 month period)	1	0	N/A	4.01	4.60
% of courses of treatment with removable appliances only - proposed treatment (rolling 12 month period)	14	238	5.9%	1.4%	1.9%
% of courses of treatment with removable appliances only - completed treatment (rolling 12 month period)	1	238	0.4%	0.9%	1.4%
% of patients satisfied with the treatment they have received (rolling 12 month period)	4	4	100.0%	95.8%	95.9%

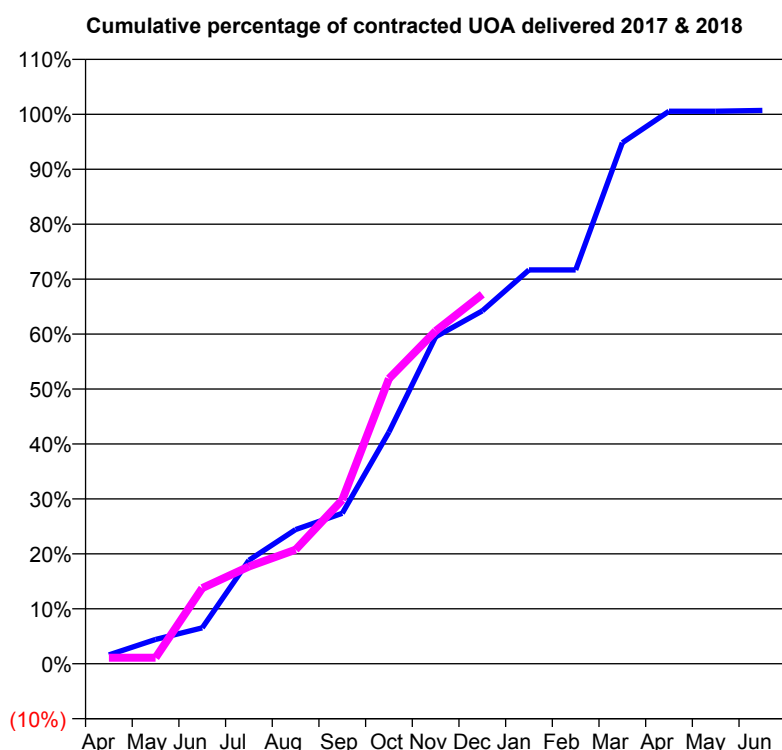
* Figures in italics indicate that the base number is less than 100.

Q47 - Vital Signs Orthodontic At a Glance Contract Report for 186872/0001 - December 2017

Name or company name	ORTHOWORLD 2000 LTD
Contract type name	PDS Contract
Purpose of contract	Orthodontic
Contract start date	01/04/2006
Contract end date	31/03/2018

17/18 Contracted general activity (UDA)	0
Carry forward general activity (UDA)	0
17/18 Contracted orthodontic activity (UOA)	15,203
Carry forward orthodontic activity (UOA)	-106
Baseline contract value	£1,024,638.74

ACCESS	Contract	England and Wales
24 month ratio of assessments to patient IDs	1.06	1.09

ACTIVITY


Month	Adjusted Scheduled Activity (UOA)	
	2017	2018
April	244	167
May	673	167
June	996	2,093
July	2,865	2,693
August	3,715	3,155
September	4,162	4,536
October	6,412	7,888
November	9,046	9,206
December	9,762	10,223
January	10,895	
February	10,895	
March	14,417	
April	15,288	
May	15,288	
June	15,309	

QUALITY

	Contract Quantity	Contract Base Number	Contract *	Region	England
% of all assessments that were assess and fit appliances (rolling 12 month period)	735	1,061	69.3%	56.4%	58.6%
% of all assessments that were assess and refuse (rolling 12 month period)	194	1,061	18.3%	11.2%	11.3%
% of all assessments that were assess and review (rolling 12 month period)	132	1,061	12.4%	32.4%	30.0%
% of terminated courses where treatment was abandoned or discontinued (rolling 12 month period)	91	686	13.3%	7.4%	7.4%
% of completed treatments indicating that PAR score was taken (year to date)	76	477	15.9%	60.0%	64.3%
Rate of removable appliances per 100 fixed appliances - proposed treatment (rolling 12 month period)	77	1,425	5.40	5.44	5.53
Rate of removable appliances per 100 fixed appliances - completed treatment (rolling 12 month period)	27	1,144	2.36	4.01	4.60
% of courses of treatment with removable appliances only - proposed treatment (rolling 12 month period)	3	735	0.4%	1.4%	1.9%
% of courses of treatment with removable appliances only - completed treatment (rolling 12 month period)	2	595	0.3%	0.9%	1.4%
% of patients satisfied with the treatment they have received (rolling 12 month period)	19	19	100.0%	95.8%	95.9%

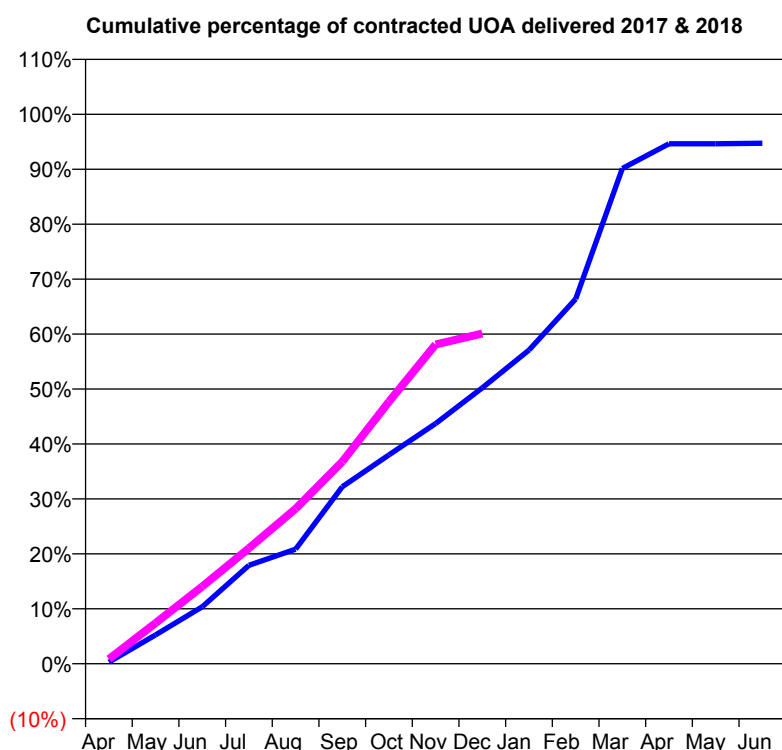
* Figures in italics indicate that the base number is less than 100.

Q47 - Vital Signs Orthodontic At a Glance Contract Report for 193496/0003 - December 2017

Name or company name	Dentalign ĩ Ormskirk
Contract type name	PDS Contract
Purpose of contract	Orthodontic
Contract start date	01/04/2008
Contract end date	31/03/2018

17/18 Contracted general activity (UDA)	0
Carry forward general activity (UDA)	0
17/18 Contracted orthodontic activity (UOA)	22,964
Carry forward orthodontic activity (UOA)	0
Baseline contract value	£1,541,107.21

ACCESS	Contract	England and Wales
24 month ratio of assessments to patient IDs	1.04	1.09

ACTIVITY


Month	Adjusted Scheduled Activity (UOA)	
	2017	2018
April	67	197
May	1,204	1,705
June	2,383	3,230
July	4,114	4,830
August	4,787	6,476
September	7,398	8,443
October	8,727	10,952
November	10,037	13,341
December	11,532	13,803
January	13,110	
February	15,243	
March	20,697	
April	21,733	
May	21,733	
June	21,754	

QUALITY	Contract Quantity	Contract Base Number	Contract *	Region	England
% of all assessments that were assess and fit appliances (rolling 12 month period)	1,286	1,378	93.3%	56.4%	58.6%
% of all assessments that were assess and refuse (rolling 12 month period)	47	1,378	3.4%	11.2%	11.3%
% of all assessments that were assess and review (rolling 12 month period)	45	1,378	3.3%	32.4%	30.0%
% of terminated courses where treatment was abandoned or discontinued (rolling 12 month period)	55	1,071	5.1%	7.4%	7.4%
% of completed treatments indicating that PAR score was taken (year to date)	587	828	70.9%	60.0%	64.3%
Rate of removable appliances per 100 fixed appliances - proposed treatment (rolling 12 month period)	203	2,355	8.62	5.44	5.53
Rate of removable appliances per 100 fixed appliances - completed treatment (rolling 12 month period)	165	1,976	8.35	4.01	4.60
% of courses of treatment with removable appliances only - proposed treatment (rolling 12 month period)	22	1,286	1.7%	1.4%	1.9%
% of courses of treatment with removable appliances only - completed treatment (rolling 12 month period)	5	1,016	0.5%	0.9%	1.4%
% of patients satisfied with the treatment they have received (rolling 12 month period)	32	32	100.0%	95.8%	95.9%

* Figures in italics indicate that the base number is less than 100.

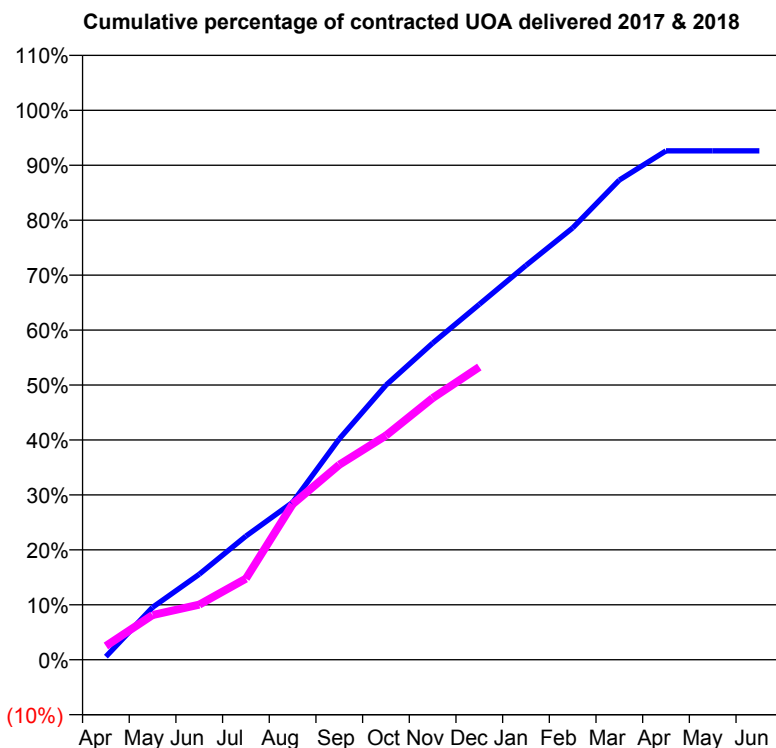
Q47 - Vital Signs Orthodontic At a Glance Contract Report for 193496/0004 - December 2017

Name or company name	Dentalign ĩ Ormskirk
Contract type name	PDS Contract
Purpose of contract	Orthodontic
Contract start date	01/05/2008
Contract end date	31/03/2018

17/18 Contracted general activity (UDA)	0
Carry forward general activity (UDA)	0
17/18 Contracted orthodontic activity (UOA)	17,843
Carry forward orthodontic activity (UOA)	-152
Baseline contract value	£1,197,308.70

ACCESS

	Contract	England and Wales
24 month ratio of assessments to patient IDs	1.01	1.09

ACTIVITY


Month	Adjusted Scheduled Activity (UOA)	
	2017	2018
April	103	446
May	1,705	1,454
June	2,777	1,790
July	4,018	2,636
August	5,111	5,051
September	7,173	6,334
October	8,917	7,279
November	10,282	8,497
December	11,542	9,505
January	12,806	
February	14,024	
March	15,578	
April	16,524	
May	16,524	
June	16,524	

QUALITY

	Contract Quantity	Contract Base Number	Contract *	Region	England
% of all assessments that were assess and fit appliances (rolling 12 month period)	709	710	99.9%	56.4%	58.6%
% of all assessments that were assess and refuse (rolling 12 month period)	0	710	0.0%	11.2%	11.3%
% of all assessments that were assess and review (rolling 12 month period)	1	710	0.1%	32.4%	30.0%
% of terminated courses where treatment was abandoned or discontinued (rolling 12 month period)	23	435	5.3%	7.4%	7.4%
% of completed treatments indicating that PAR score was taken (year to date)	202	272	74.3%	60.0%	64.3%
Rate of removable appliances per 100 fixed appliances - proposed treatment (rolling 12 month period)	28	1,405	1.99	5.44	5.53
Rate of removable appliances per 100 fixed appliances - completed treatment (rolling 12 month period)	4	758	0.53	4.01	4.60
% of courses of treatment with removable appliances only - proposed treatment (rolling 12 month period)	2	709	0.3%	1.4%	1.9%
% of courses of treatment with removable appliances only - completed treatment (rolling 12 month period)	2	412	0.5%	0.9%	1.4%
% of patients satisfied with the treatment they have received (rolling 12 month period)	10	10	100.0%	95.8%	95.9%

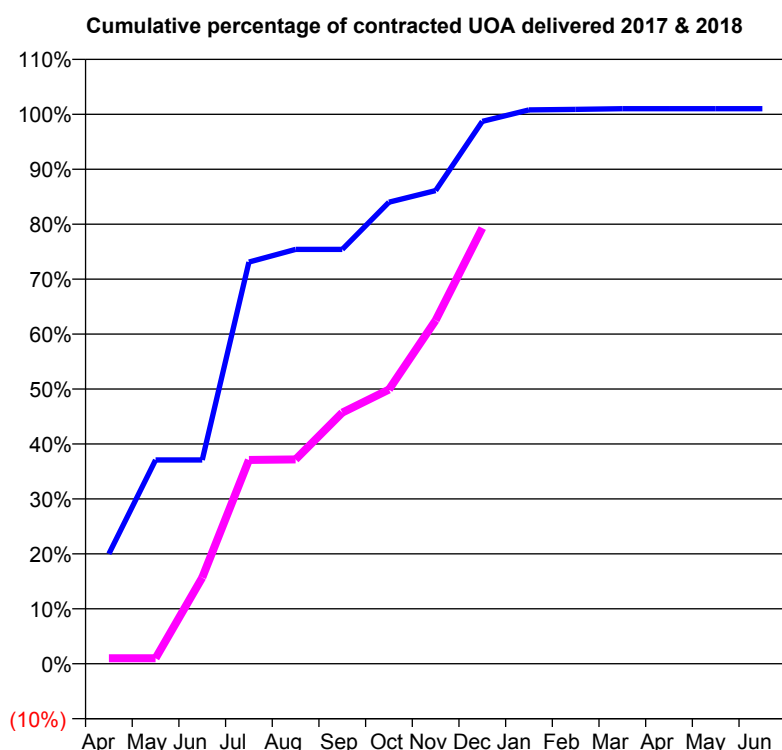
* Figures in italics indicate that the base number is less than 100.

Q47 - Vital Signs Orthodontic At a Glance Contract Report for 198447/0001 - December 2017

Name or company name	Dentistry 4 All
Contract type name	Pilot Contract
Purpose of contract	General and Orthodontic
Contract start date	01/04/2009
Contract end date	

17/18 Contracted general activity (UDA)	34,000
Carry forward general activity (UDA)	0
17/18 Contracted orthodontic activity (UOA)	1,000
Carry forward orthodontic activity (UOA)	-10
Baseline contract value	£1,159,325.54

ACCESS	Contract	England and Wales
24 month ratio of assessments to patient IDs	1.02	1.09

ACTIVITY


Month	Adjusted Scheduled Activity (UOA)	
	2017	2018
April	200	10
May	371	10
June	371	157
July	731	371
August	754	372
September	754	457
October	840	499
November	861	625
December	987	793
January	1,008	
February	1,009	
March	1,010	
April	1,010	
May	1,010	
June	1,010	

QUALITY	Contract Quantity	Contract Base Number	Contract *	Region	England
% of all assessments that were assess and fit appliances (rolling 12 month period)	39	44	88.6%	56.4%	58.6%
% of all assessments that were assess and refuse (rolling 12 month period)	4	44	9.1%	11.2%	11.3%
% of all assessments that were assess and review (rolling 12 month period)	1	44	2.3%	32.4%	30.0%
% of terminated courses where treatment was abandoned or discontinued (rolling 12 month period)	5	43	11.6%	7.4%	7.4%
% of completed treatments indicating that PAR score was taken (year to date)	23	24	95.8%	60.0%	64.3%
Rate of removable appliances per 100 fixed appliances - proposed treatment (rolling 12 month period)	4	70	5.71	5.44	5.53
Rate of removable appliances per 100 fixed appliances - completed treatment (rolling 12 month period)	7	63	11.11	4.01	4.60
% of courses of treatment with removable appliances only - proposed treatment (rolling 12 month period)	0	39	0.0%	1.4%	1.9%
% of courses of treatment with removable appliances only - completed treatment (rolling 12 month period)	0	38	0.0%	0.9%	1.4%
% of patients satisfied with the treatment they have received (rolling 12 month period)	1	1	100.0%	95.8%	95.9%

* Figures in italics indicate that the base number is less than 100.

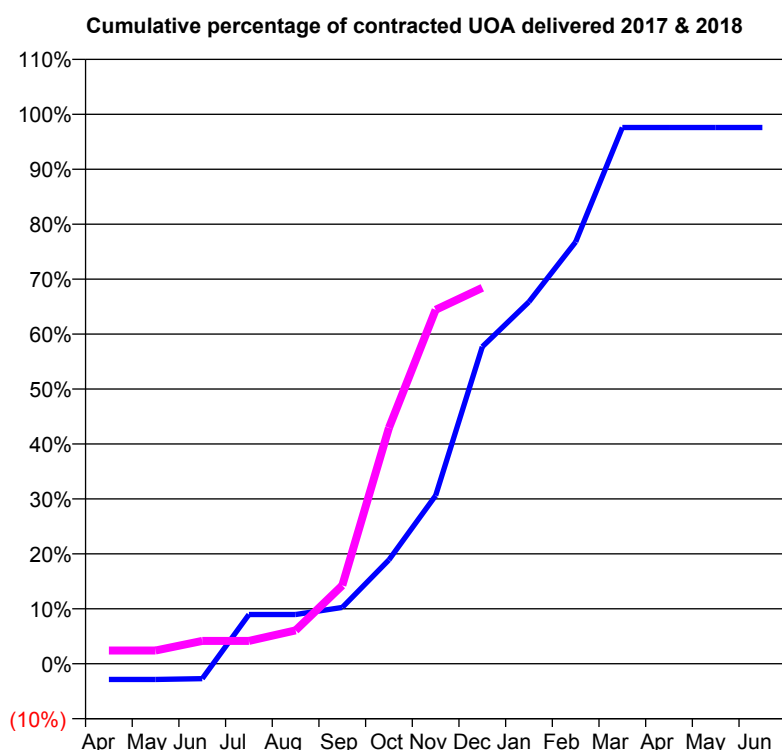
Q47 - Vital Signs Orthodontic At a Glance Contract Report for 243396/0001 - December 2017

Name or company name	MR SR PATEL
Contract type name	PDS Contract
Purpose of contract	Orthodontic
Contract start date	01/04/2006
Contract end date	31/03/2018

17/18 Contracted general activity (UDA)	0
Carry forward general activity (UDA)	0
17/18 Contracted orthodontic activity (UOA)	624
Carry forward orthodontic activity (UOA)	-15
Baseline contract value	£42,702.29

ACCESS	Contract	England and Wales
--------	----------	-------------------

24 month ratio of assessments to patient IDs	1.06	1.09
--	------	------

ACTIVITY


Month	Adjusted Scheduled Activity (UOA)	
	2017	2018
April	-18	15
May	-18	15
June	-17	26
July	56	26
August	56	38
September	64	89
October	118	268
November	191	402
December	360	427
January	411	
February	479	
March	609	
April	609	
May	609	
June	609	

QUALITY	Contract Quantity	Contract Base Number	Contract *	Region	England
---------	-------------------	----------------------	------------	--------	---------

% of all assessments that were assess and fit appliances (rolling 12 month period)	28	101	27.7%	56.4%	58.6%
% of all assessments that were assess and refuse (rolling 12 month period)	0	101	0.0%	11.2%	11.3%
% of all assessments that were assess and review (rolling 12 month period)	73	101	72.3%	32.4%	30.0%
% of terminated courses where treatment was abandoned or discontinued (rolling 12 month period)	3	13	23.1%	7.4%	7.4%
% of completed treatments indicating that PAR score was taken (year to date)	6	7	85.7%	60.0%	64.3%
Rate of removable appliances per 100 fixed appliances - proposed treatment (rolling 12 month period)	15	52	28.85	5.44	5.53
Rate of removable appliances per 100 fixed appliances - completed treatment (rolling 12 month period)	3	2	150.00	4.01	4.60
% of courses of treatment with removable appliances only - proposed treatment (rolling 12 month period)	0	28	0.0%	1.4%	1.9%
% of courses of treatment with removable appliances only - completed treatment (rolling 12 month period)	1	10	10.0%	0.9%	1.4%
% of patients satisfied with the treatment they have received (rolling 12 month period)	1	1	100.0%	95.8%	95.9%

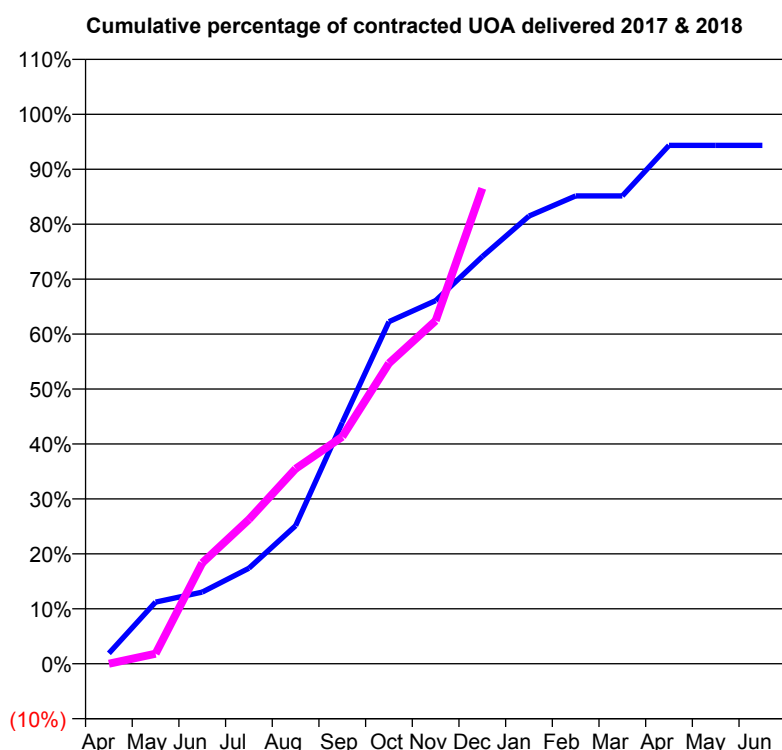
* Figures in italics indicate that the base number is less than 100.

Q47 - Vital Signs Orthodontic At a Glance Contract Report for 629154/0003 - December 2017

Name or company name	MR M DUFFY
Contract type name	GDS Contract
Purpose of contract	General and Orthodontic
Contract start date	01/06/2008
Contract end date	

17/18 Contracted general activity (UDA)	3,050
Carry forward general activity (UDA)	0
17/18 Contracted orthodontic activity (UOA)	1,150
Carry forward orthodontic activity (UOA)	0
Baseline contract value	£156,199.32

ACCESS	Contract	England and Wales
24 month ratio of assessments to patient IDs	1.04	1.09

ACTIVITY


Month	Adjusted Scheduled Activity (UOA)	
	2017	2018
April	22	0
May	129	21
June	150	211
July	200	302
August	289	408
September	505	475
October	716	629
November	760	718
December	852	995
January	937	
February	979	
March	979	
April	1,085	
May	1,085	
June	1,085	

QUALITY	Contract Quantity	Contract Base Number	Contract *	Region	England
% of all assessments that were assess and fit appliances (rolling 12 month period)	58	85	68.2%	56.4%	58.6%
% of all assessments that were assess and refuse (rolling 12 month period)	10	85	11.8%	11.2%	11.3%
% of all assessments that were assess and review (rolling 12 month period)	17	85	20.0%	32.4%	30.0%
% of terminated courses where treatment was abandoned or discontinued (rolling 12 month period)	5	44	11.4%	7.4%	7.4%
% of completed treatments indicating that PAR score was taken (year to date)	23	23	100.0%	60.0%	64.3%
Rate of removable appliances per 100 fixed appliances - proposed treatment (rolling 12 month period)	1	22	4.55	5.44	5.53
Rate of removable appliances per 100 fixed appliances - completed treatment (rolling 12 month period)	0	0	N/A	4.01	4.60
% of courses of treatment with removable appliances only - proposed treatment (rolling 12 month period)	0	58	0.0%	1.4%	1.9%
% of courses of treatment with removable appliances only - completed treatment (rolling 12 month period)	0	39	0.0%	0.9%	1.4%
% of patients satisfied with the treatment they have received (rolling 12 month period)	3	3	100.0%	95.8%	95.9%

* Figures in italics indicate that the base number is less than 100.

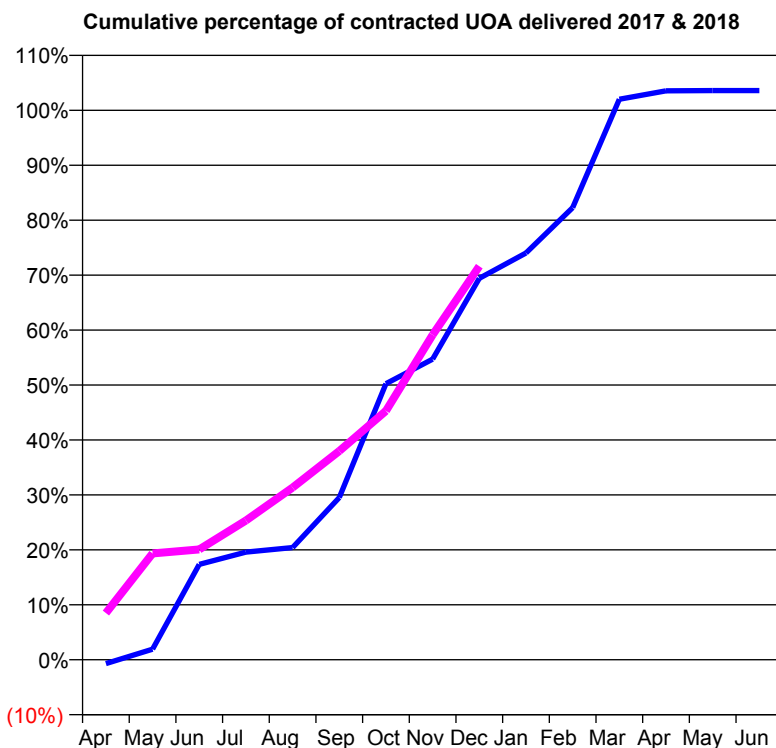
Q47 - Vital Signs Orthodontic At a Glance Contract Report for 649295/0001 - December 2017

Name or company name	MR YM CAMUS
Contract type name	Pilot Contract
Purpose of contract	General and Orthodontic
Contract start date	01/04/2006
Contract end date	

17/18 Contracted general activity (UDA)	55,732
Carry forward general activity (UDA)	0
17/18 Contracted orthodontic activity (UOA)	2,904
Carry forward orthodontic activity (UOA)	-58
Baseline contract value	£1,533,217.84

ACCESS

	Contract	England and Wales
24 month ratio of assessments to patient IDs	1.05	1.09

ACTIVITY


Month	Adjusted Scheduled Activity (UOA)	
	2017	2018
April	-21	247
May	56	562
June	504	583
July	569	736
August	593	910
September	857	1,103
October	1,459	1,315
November	1,589	1,717
December	2,016	2,080
January	2,150	
February	2,389	
March	2,962	
April	3,007	
May	3,008	
June	3,008	

QUALITY

	Contract Quantity	Contract Base Number	Contract *	Region	England
% of all assessments that were assess and fit appliances (rolling 12 month period)	146	193	75.6%	56.4%	58.6%
% of all assessments that were assess and refuse (rolling 12 month period)	11	193	5.7%	11.2%	11.3%
% of all assessments that were assess and review (rolling 12 month period)	36	193	18.7%	32.4%	30.0%
% of terminated courses where treatment was abandoned or discontinued (rolling 12 month period)	28	65	43.1%	7.4%	7.4%
% of completed treatments indicating that PAR score was taken (year to date)	0	23	0.0%	60.0%	64.3%
Rate of removable appliances per 100 fixed appliances - proposed treatment (rolling 12 month period)	28	110	25.45	5.44	5.53
Rate of removable appliances per 100 fixed appliances - completed treatment (rolling 12 month period)	0	7	0.00	4.01	4.60
% of courses of treatment with removable appliances only - proposed treatment (rolling 12 month period)	20	146	13.7%	1.4%	1.9%
% of courses of treatment with removable appliances only - completed treatment (rolling 12 month period)	0	37	0.0%	0.9%	1.4%
% of patients satisfied with the treatment they have received (rolling 12 month period)	3	3	100.0%	95.8%	95.9%

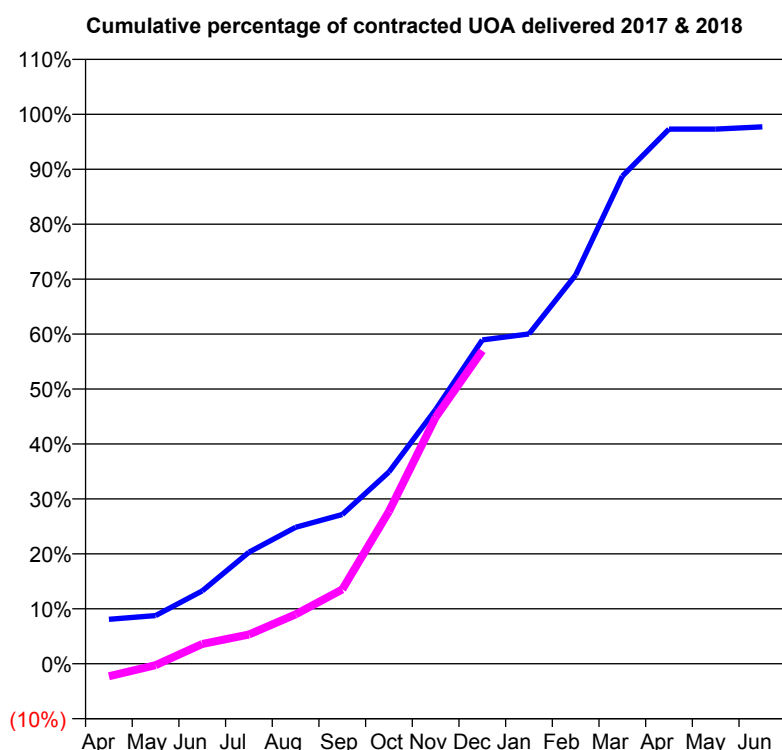
* Figures in italics indicate that the base number is less than 100.

Q47 - Vital Signs Orthodontic At a Glance Contract Report for 676209/0001 - December 2017

Name or company name	MR SL MORGAN
Contract type name	GDS Contract
Purpose of contract	General and Orthodontic
Contract start date	01/04/2006
Contract end date	

17/18 Contracted general activity (UDA)	38,336
Carry forward general activity (UDA)	1,429
17/18 Contracted orthodontic activity (UOA)	6,289
Carry forward orthodontic activity (UOA)	144
Baseline contract value	£1,395,683.75

ACCESS	Contract	England and Wales
24 month ratio of assessments to patient IDs	1.08	1.09

ACTIVITY


Month	Adjusted Scheduled Activity (UOA)	
	2017	2018
April	509	-144
May	551	-17
June	834	227
July	1,276	335
August	1,562	566
September	1,709	851
October	2,195	1,744
November	2,909	2,821
December	3,707	3,582
January	3,775	
February	4,450	
March	5,580	
April	6,119	
May	6,119	
June	6,145	

QUALITY	Contract Quantity	Contract Base Number	Contract *	Region	England
% of all assessments that were assess and fit appliances (rolling 12 month period)	283	610	46.4%	56.4%	58.6%
% of all assessments that were assess and refuse (rolling 12 month period)	95	610	15.6%	11.2%	11.3%
% of all assessments that were assess and review (rolling 12 month period)	232	610	38.0%	32.4%	30.0%
% of terminated courses where treatment was abandoned or discontinued (rolling 12 month period)	12	67	17.9%	7.4%	7.4%
% of completed treatments indicating that PAR score was taken (year to date)	6	45	13.3%	60.0%	64.3%
Rate of removable appliances per 100 fixed appliances - proposed treatment (rolling 12 month period)	10	542	1.85	5.44	5.53
Rate of removable appliances per 100 fixed appliances - completed treatment (rolling 12 month period)	4	101	3.96	4.01	4.60
% of courses of treatment with removable appliances only - proposed treatment (rolling 12 month period)	2	283	0.7%	1.4%	1.9%
% of courses of treatment with removable appliances only - completed treatment (rolling 12 month period)	1	55	1.8%	0.9%	1.4%
% of patients satisfied with the treatment they have received (rolling 12 month period)	4	4	100.0%	95.8%	95.9%

* Figures in italics indicate that the base number is less than 100.

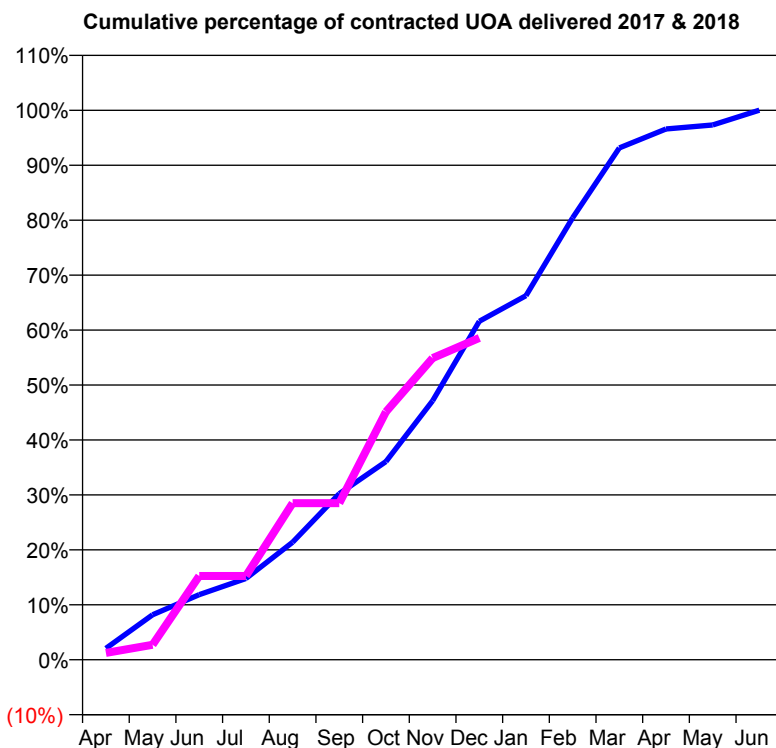
Q47 - Vital Signs Orthodontic At a Glance Contract Report for 723207/0002 - December 2017

Name or company name	MR SH CARTER
Contract type name	PDS Contract
Purpose of contract	Orthodontic
Contract start date	10/04/2012
Contract end date	31/03/2019

17/18 Contracted general activity (UDA)	0
Carry forward general activity (UDA)	0
17/18 Contracted orthodontic activity (UOA)	8,590
Carry forward orthodontic activity (UOA)	-2
Baseline contract value	£579,134.42

ACCESS

	Contract	England and Wales
24 month ratio of assessments to patient IDs	1.00	1.09

ACTIVITY


Month	Adjusted Scheduled Activity (UOA)	
	2017	2018
April	178	107
May	703	235
June	1,018	1,310
July	1,271	1,310
August	1,838	2,448
September	2,595	2,448
October	3,099	3,876
November	4,050	4,716
December	5,292	5,031
January	5,691	
February	6,910	
March	8,002	
April	8,298	
May	8,361	
June	8,592	

QUALITY

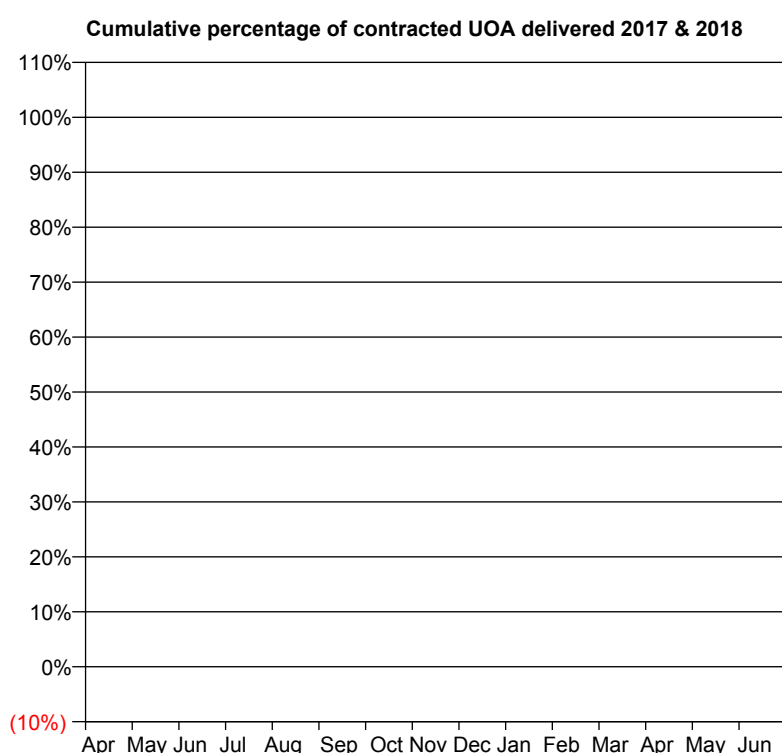
	Contract Quantity	Contract Base Number	Contract *	Region	England
% of all assessments that were assess and fit appliances (rolling 12 month period)	400	403	99.3%	56.4%	58.6%
% of all assessments that were assess and refuse (rolling 12 month period)	1	403	0.2%	11.2%	11.3%
% of all assessments that were assess and review (rolling 12 month period)	2	403	0.5%	32.4%	30.0%
% of terminated courses where treatment was abandoned or discontinued (rolling 12 month period)	20	326	6.1%	7.4%	7.4%
% of completed treatments indicating that PAR score was taken (year to date)	211	215	98.1%	60.0%	64.3%
Rate of removable appliances per 100 fixed appliances - proposed treatment (rolling 12 month period)	86	778	11.05	5.44	5.53
Rate of removable appliances per 100 fixed appliances - completed treatment (rolling 12 month period)	7	226	3.10	4.01	4.60
% of courses of treatment with removable appliances only - proposed treatment (rolling 12 month period)	6	400	1.5%	1.4%	1.9%
% of courses of treatment with removable appliances only - completed treatment (rolling 12 month period)	1	306	0.3%	0.9%	1.4%
% of patients satisfied with the treatment they have received (rolling 12 month period)	7	7	100.0%	95.8%	95.9%

* Figures in italics indicate that the base number is less than 100.

Q47 - Vital Signs Orthodontic At a Glance Contract Report for 732141/0001 - December 2017

Name or company name	Mr Martin Kenyon and Mr Peter Kenyon	17/18 Contracted general activity (UDA)	45,968
Contract type name	GDS Contract	Carry forward general activity (UDA)	0
Purpose of contract	General	17/18 Contracted orthodontic activity (UOA)	0
Contract start date	01/04/2006	Carry forward orthodontic activity (UOA)	0
Contract end date		Baseline contract value	£1,680,217.84

ACCESS	Contract	England and Wales
24 month ratio of assessments to patient IDs	1.00	1.09

ACTIVITY


Month	Adjusted Scheduled Activity (UOA)	
	2017	2018
April	0	0
May	0	0
June	0	0
July	0	0
August	0	1
September	0	1
October	0	1
November	0	1
December	0	1
January	0	
February	0	
March	0	
April	0	
May	0	
June	0	

QUALITY

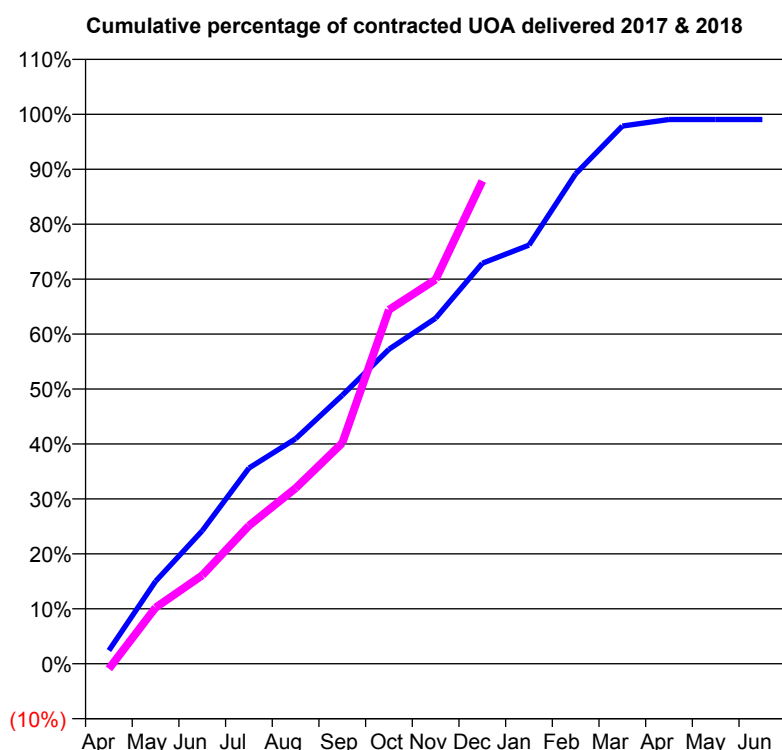
	Contract Quantity	Contract Base Number	Contract *	Region	England
% of all assessments that were assess and fit appliances (rolling 12 month period)	0	1	0.0%	56.4%	58.6%
% of all assessments that were assess and refuse (rolling 12 month period)	0	1	0.0%	11.2%	11.3%
% of all assessments that were assess and review (rolling 12 month period)	1	1	100.0%	32.4%	30.0%
% of terminated courses where treatment was abandoned or discontinued (rolling 12 month period)	0	0	N/A	7.4%	7.4%
% of completed treatments indicating that PAR score was taken (year to date)	0	0	N/A	60.0%	64.3%
Rate of removable appliances per 100 fixed appliances - proposed treatment (rolling 12 month period)	0	0	N/A	5.44	5.53
Rate of removable appliances per 100 fixed appliances - completed treatment (rolling 12 month period)	0	0	N/A	4.01	4.60
% of courses of treatment with removable appliances only - proposed treatment (rolling 12 month period)	0	0	N/A	1.4%	1.9%
% of courses of treatment with removable appliances only - completed treatment (rolling 12 month period)	0	0	N/A	0.9%	1.4%
% of patients satisfied with the treatment they have received (rolling 12 month period)	0	0	N/A	95.8%	95.9%

* Figures in italics indicate that the base number is less than 100.

Q47 - Vital Signs Orthodontic At a Glance Contract Report for 820539/0001 - December 2017

Name or company name	MISS DA FOX	17/18 Contracted general activity (UDA)	0
Contract type name	PDS Contract	Carry forward general activity (UDA)	0
Purpose of contract	Orthodontic	17/18 Contracted orthodontic activity (UOA)	3,960
Contract start date	01/04/2006	Carry forward orthodontic activity (UOA)	38
Contract end date	31/03/2019	Baseline contract value	£264,404.79

ACCESS	Contract	England and Wales
24 month ratio of assessments to patient IDs	1.02	1.09

ACTIVITY


Month	Adjusted Scheduled Activity (UOA)	
	2017	2018
April	96	-37
May	594	405
June	959	638
July	1,410	995
August	1,622	1,265
September	1,935	1,591
October	2,266	2,551
November	2,490	2,769
December	2,886	3,479
January	3,017	
February	3,531	
March	3,875	
April	3,922	
May	3,922	
June	3,922	

QUALITY

	Contract Quantity	Contract Base Number	Contract *	Region	England
% of all assessments that were assess and fit appliances (rolling 12 month period)	209	393	53.2%	56.4%	58.6%
% of all assessments that were assess and refuse (rolling 12 month period)	74	393	18.8%	11.2%	11.3%
% of all assessments that were assess and review (rolling 12 month period)	110	393	28.0%	32.4%	30.0%
% of terminated courses where treatment was abandoned or discontinued (rolling 12 month period)	20	181	11.0%	7.4%	7.4%
% of completed treatments indicating that PAR score was taken (year to date)	35	130	26.9%	60.0%	64.3%
Rate of removable appliances per 100 fixed appliances - proposed treatment (rolling 12 month period)	0	297	0.00	5.44	5.53
Rate of removable appliances per 100 fixed appliances - completed treatment (rolling 12 month period)	2	303	0.66	4.01	4.60
% of courses of treatment with removable appliances only - proposed treatment (rolling 12 month period)	0	209	0.0%	1.4%	1.9%
% of courses of treatment with removable appliances only - completed treatment (rolling 12 month period)	2	161	1.2%	0.9%	1.4%
% of patients satisfied with the treatment they have received (rolling 12 month period)	10	10	100.0%	95.8%	95.9%

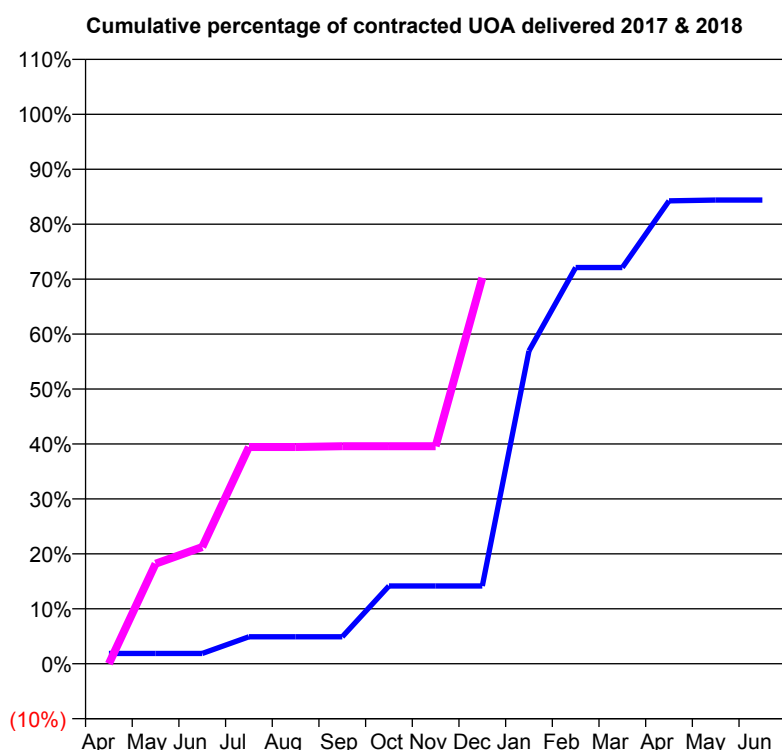
* Figures in italics indicate that the base number is less than 100.

Q47 - Vital Signs Orthodontic At a Glance Contract Report for 842540/0003 - December 2017

Name or company name	MISS JS PRASAD
Contract type name	GDS Contract
Purpose of contract	Orthodontic
Contract start date	01/04/2010
Contract end date	

17/18 Contracted general activity (UDA)	0
Carry forward general activity (UDA)	0
17/18 Contracted orthodontic activity (UOA)	692
Carry forward orthodontic activity (UOA)	0
Baseline contract value	£45,408.50

ACCESS	Contract	England and Wales
24 month ratio of assessments to patient IDs	1.04	1.09

ACTIVITY


Month	Adjusted Scheduled Activity (UOA)	
	2017	2018
April	13	0
May	13	126
June	13	147
July	34	273
August	34	273
September	34	274
October	98	274
November	98	274
December	98	486
January	394	
February	499	
March	499	
April	583	
May	584	
June	584	

QUALITY	Contract Quantity	Contract Base Number	Contract *	Region	England
% of all assessments that were assess and fit appliances (rolling 12 month period)	48	54	88.9%	56.4%	58.6%
% of all assessments that were assess and refuse (rolling 12 month period)	1	54	1.9%	11.2%	11.3%
% of all assessments that were assess and review (rolling 12 month period)	5	54	9.3%	32.4%	30.0%
% of terminated courses where treatment was abandoned or discontinued (rolling 12 month period)	0	6	0.0%	7.4%	7.4%
% of completed treatments indicating that PAR score was taken (year to date)	0	6	0.0%	60.0%	64.3%
Rate of removable appliances per 100 fixed appliances - proposed treatment (rolling 12 month period)	13	29	44.83	5.44	5.53
Rate of removable appliances per 100 fixed appliances - completed treatment (rolling 12 month period)	1	5	20.00	4.01	4.60
% of courses of treatment with removable appliances only - proposed treatment (rolling 12 month period)	12	48	25.0%	1.4%	1.9%
% of courses of treatment with removable appliances only - completed treatment (rolling 12 month period)	1	6	16.7%	0.9%	1.4%
% of patients satisfied with the treatment they have received (rolling 12 month period)	3	3	100.0%	95.8%	95.9%

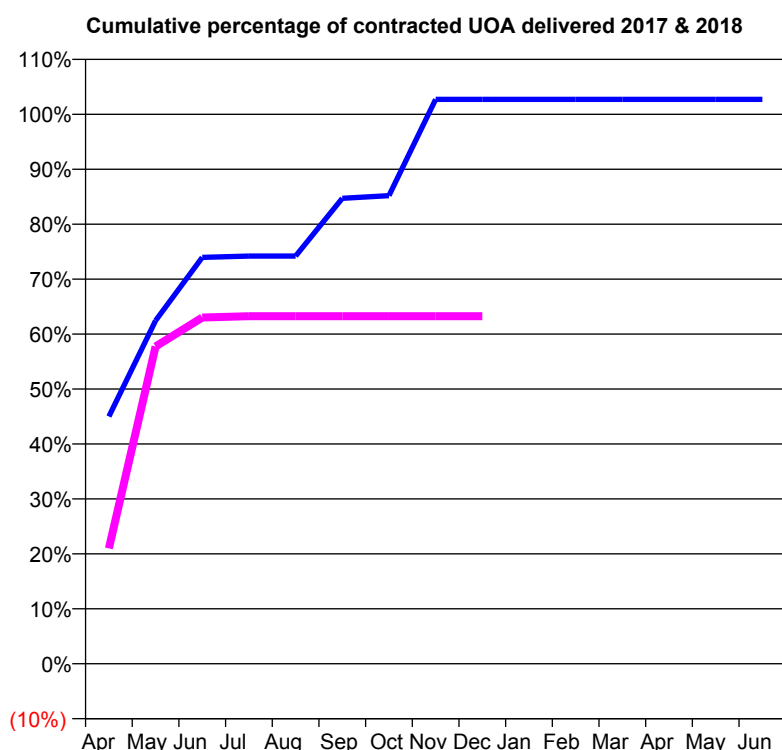
* Figures in italics indicate that the base number is less than 100.

Q48 - Vital Signs Orthodontic At a Glance Contract Report for 165239/0001 - December 2017

Name or company name	Ventre & Ventre Limited
Contract type name	GDS Contract
Purpose of contract	General and Orthodontic
Contract start date	01/11/2014
Contract end date	

17/18 Contracted general activity (UDA)	24,387
Carry forward general activity (UDA)	0
17/18 Contracted orthodontic activity (UOA)	400
Carry forward orthodontic activity (UOA)	0
Baseline contract value	£788,045.18

ACCESS	Contract	England and Wales
24 month ratio of assessments to patient IDs	1.17	1.09

ACTIVITY


Month	Adjusted Scheduled Activity (UOA)	
	2017	2018
April	180	84
May	250	231
June	296	252
July	297	253
August	297	253
September	339	253
October	341	253
November	411	253
December	411	253
January	411	
February	411	
March	411	
April	411	
May	411	
June	411	

QUALITY	Contract Quantity	Contract Base Number	Contract *	Region	England
% of all assessments that were assess and fit appliances (rolling 12 month period)	12	13	92.3%	56.4%	58.6%
% of all assessments that were assess and refuse (rolling 12 month period)	0	13	0.0%	11.2%	11.3%
% of all assessments that were assess and review (rolling 12 month period)	1	13	7.7%	32.4%	30.0%
% of terminated courses where treatment was abandoned or discontinued (rolling 12 month period)	2	16	12.5%	7.4%	7.4%
% of completed treatments indicating that PAR score was taken (year to date)	3	3	100.0%	60.0%	64.3%
Rate of removable appliances per 100 fixed appliances - proposed treatment (rolling 12 month period)	0	0	N/A	5.44	5.53
Rate of removable appliances per 100 fixed appliances - completed treatment (rolling 12 month period)	0	26	0.00	4.01	4.60
% of courses of treatment with removable appliances only - proposed treatment (rolling 12 month period)	0	12	0.0%	1.4%	1.9%
% of courses of treatment with removable appliances only - completed treatment (rolling 12 month period)	0	14	0.0%	0.9%	1.4%
% of patients satisfied with the treatment they have received (rolling 12 month period)	1	1	100.0%	95.8%	95.9%

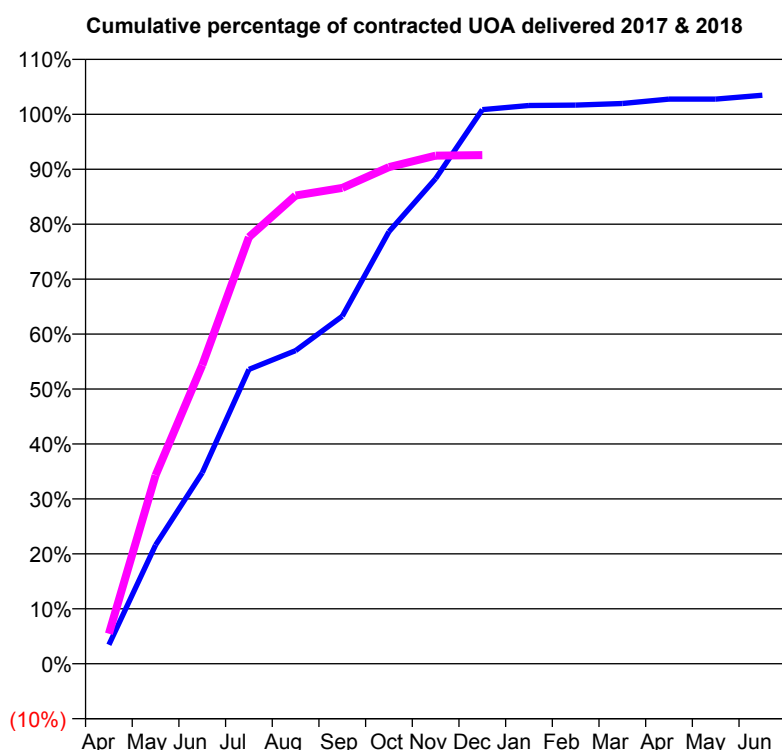
* Figures in italics indicate that the base number is less than 100.

Q48 - Vital Signs Orthodontic At a Glance Contract Report for 172014/0001 - December 2017

Name or company name	Mrs D Sundarraj
Contract type name	PDS Contract
Purpose of contract	General and Orthodontic
Contract start date	01/01/2011
Contract end date	31/03/2018

17/18 Contracted general activity (UDA)	0
Carry forward general activity (UDA)	0
17/18 Contracted orthodontic activity (UOA)	3,069
Carry forward orthodontic activity (UOA)	0
Baseline contract value	£207,831.42

ACCESS	Contract	England and Wales
24 month ratio of assessments to patient IDs	1.01	1.09

ACTIVITY


Month	Adjusted Scheduled Activity (UOA)	
	2017	2018
April	106	168
May	663	1,053
June	1,067	1,668
July	1,644	2,383
August	1,749	2,615
September	1,941	2,658
October	2,413	2,774
November	2,710	2,838
December	3,095	2,841
January	3,118	
February	3,120	
March	3,129	
April	3,154	
May	3,154	
June	3,175	

QUALITY	Contract Quantity	Contract Base Number	Contract *	Region	England
% of all assessments that were assess and fit appliances (rolling 12 month period)	137	181	75.7%	56.4%	58.6%
% of all assessments that were assess and refuse (rolling 12 month period)	44	181	24.3%	11.2%	11.3%
% of all assessments that were assess and review (rolling 12 month period)	0	181	0.0%	32.4%	30.0%
% of terminated courses where treatment was abandoned or discontinued (rolling 12 month period)	1	24	4.2%	7.4%	7.4%
% of completed treatments indicating that PAR score was taken (year to date)	0	0	N/A	60.0%	64.3%
Rate of removable appliances per 100 fixed appliances - proposed treatment (rolling 12 month period)	1	123	0.81	5.44	5.53
Rate of removable appliances per 100 fixed appliances - completed treatment (rolling 12 month period)	1	46	2.17	4.01	4.60
% of courses of treatment with removable appliances only - proposed treatment (rolling 12 month period)	1	137	0.7%	1.4%	1.9%
% of courses of treatment with removable appliances only - completed treatment (rolling 12 month period)	0	23	0.0%	0.9%	1.4%
% of patients satisfied with the treatment they have received (rolling 12 month period)	1	2	50.0%	95.8%	95.9%

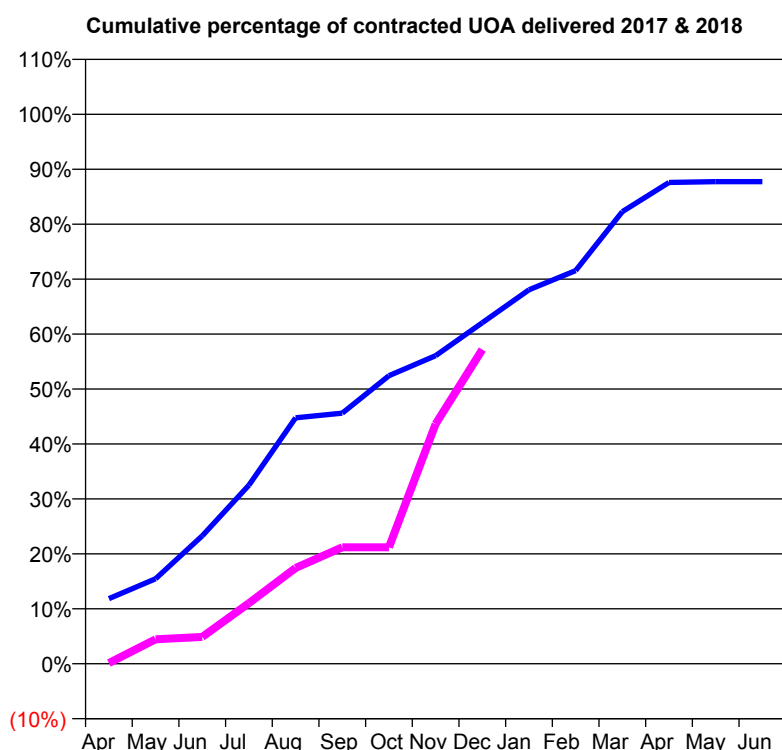
* Figures in italics indicate that the base number is less than 100.

Q48 - Vital Signs Orthodontic At a Glance Contract Report for 181528/0006 - December 2017

Name or company name	Salaried Dental Service, Knowsley
Contract type name	PDS Contract
Purpose of contract	Orthodontic
Contract start date	01/04/2015
Contract end date	31/03/2018

17/18 Contracted general activity (UDA)	0
Carry forward general activity (UDA)	0
17/18 Contracted orthodontic activity (UOA)	717
Carry forward orthodontic activity (UOA)	0
Baseline contract value	£85,507.63

ACCESS	Contract	England and Wales
24 month ratio of assessments to patient IDs	1.02	1.09

ACTIVITY


Month	Adjusted Scheduled Activity (UOA)	
	2017	2018
April	85	1
May	111	32
June	167	35
July	233	79
August	321	125
September	327	152
October	376	152
November	402	313
December	445	410
January	488	
February	513	
March	590	
April	628	
May	629	
June	629	

QUALITY	Contract Quantity	Contract Base Number	Contract *	Region	England
% of all assessments that were assess and fit appliances (rolling 12 month period)	32	158	20.3%	56.4%	58.6%
% of all assessments that were assess and refuse (rolling 12 month period)	25	158	15.8%	11.2%	11.3%
% of all assessments that were assess and review (rolling 12 month period)	101	158	63.9%	32.4%	30.0%
% of terminated courses where treatment was abandoned or discontinued (rolling 12 month period)	10	36	27.8%	7.4%	7.4%
% of completed treatments indicating that PAR score was taken (year to date)	24	25	96.0%	60.0%	64.3%
Rate of removable appliances per 100 fixed appliances - proposed treatment (rolling 12 month period)	2	17	11.76	5.44	5.53
Rate of removable appliances per 100 fixed appliances - completed treatment (rolling 12 month period)	0	37	0.00	4.01	4.60
% of courses of treatment with removable appliances only - proposed treatment (rolling 12 month period)	2	32	6.3%	1.4%	1.9%
% of courses of treatment with removable appliances only - completed treatment (rolling 12 month period)	0	26	0.0%	0.9%	1.4%
% of patients satisfied with the treatment they have received (rolling 12 month period)	0	0	N/A	95.8%	95.9%

* Figures in italics indicate that the base number is less than 100.

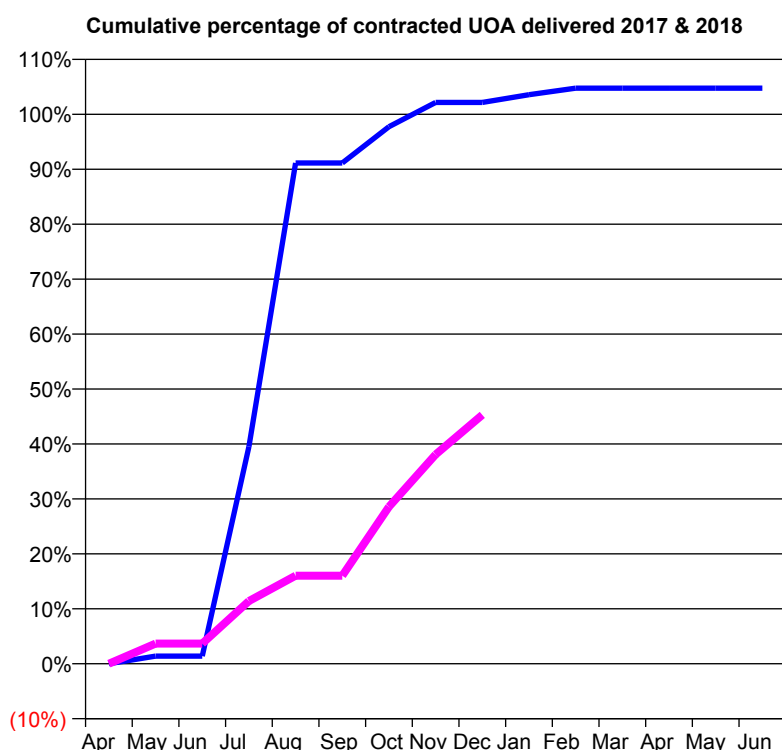
Q48 - Vital Signs Orthodontic At a Glance Contract Report for 184217/0001 - December 2017

Name or company name	The Liverpool Brace Place Limited
Contract type name	PDS Contract
Purpose of contract	General and Orthodontic
Contract start date	06/04/2014
Contract end date	31/03/2018

17/18 Contracted general activity (UDA)	0
Carry forward general activity (UDA)	0
17/18 Contracted orthodontic activity (UOA)	9,046
Carry forward orthodontic activity (UOA)	0
Baseline contract value	£603,156.12

ACCESS

	Contract	England and Wales
24 month ratio of assessments to patient IDs	1.06	1.09

ACTIVITY


Month	Adjusted Scheduled Activity (UOA)	
	2017	2018
April	0	0
May	126	333
June	126	333
July	3,575	1,032
August	8,243	1,451
September	8,243	1,451
October	8,842	2,585
November	9,241	3,446
December	9,241	4,097
January	9,369	
February	9,475	
March	9,476	
April	9,476	
May	9,476	
June	9,476	

QUALITY

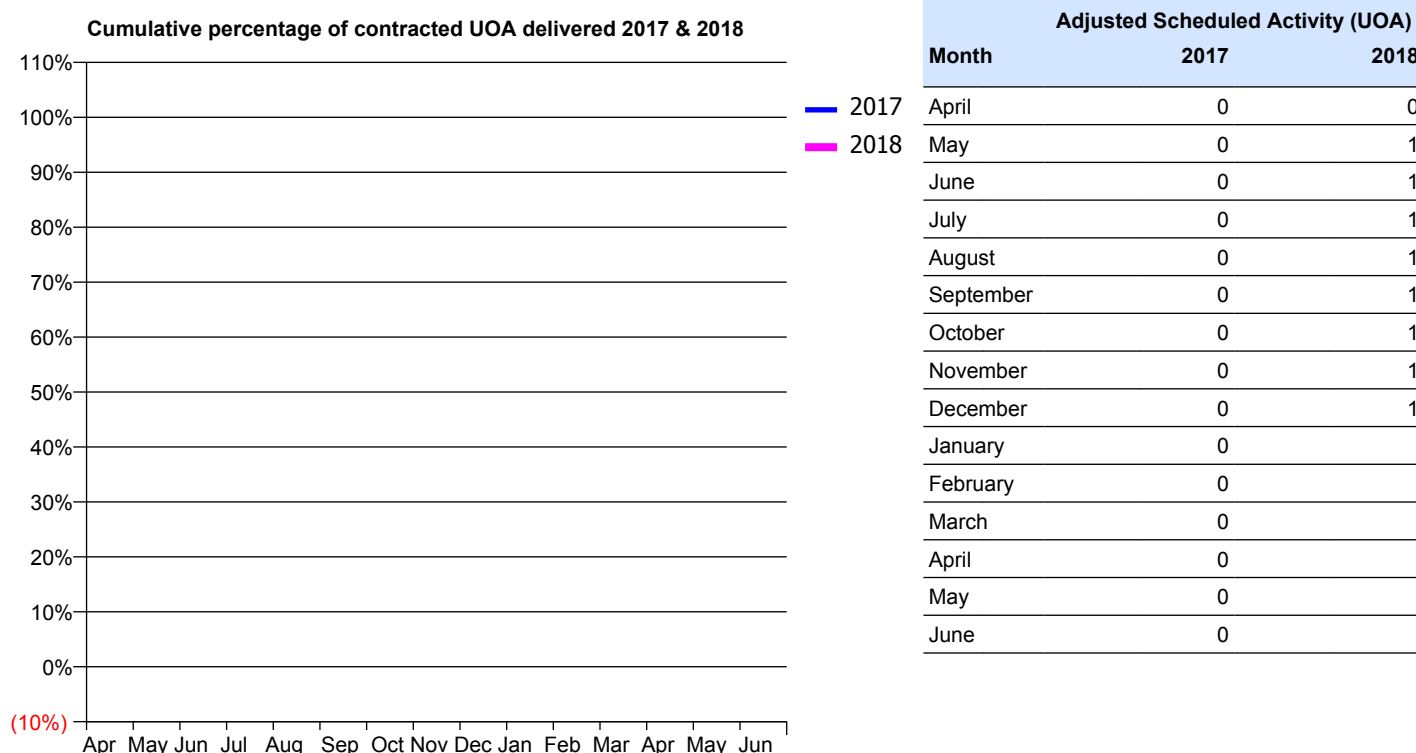
	Contract Quantity	Contract Base Number	Contract *	Region	England
% of all assessments that were assess and fit appliances (rolling 12 month period)	202	292	69.2%	56.4%	58.6%
% of all assessments that were assess and refuse (rolling 12 month period)	49	292	16.8%	11.2%	11.3%
% of all assessments that were assess and review (rolling 12 month period)	41	292	14.0%	32.4%	30.0%
% of terminated courses where treatment was abandoned or discontinued (rolling 12 month period)	13	433	3.0%	7.4%	7.4%
% of completed treatments indicating that PAR score was taken (year to date)	190	196	96.9%	60.0%	64.3%
Rate of removable appliances per 100 fixed appliances - proposed treatment (rolling 12 month period)	8	387	2.07	5.44	5.53
Rate of removable appliances per 100 fixed appliances - completed treatment (rolling 12 month period)	1	822	0.12	4.01	4.60
% of courses of treatment with removable appliances only - proposed treatment (rolling 12 month period)	4	202	2.0%	1.4%	1.9%
% of courses of treatment with removable appliances only - completed treatment (rolling 12 month period)	0	420	0.0%	0.9%	1.4%
% of patients satisfied with the treatment they have received (rolling 12 month period)	3	3	100.0%	95.8%	95.9%

* Figures in italics indicate that the base number is less than 100.

Q48 - Vital Signs Orthodontic At a Glance Contract Report for 193003/0001 - December 2017

Name or company name	Aintree Dental Practice	17/18 Contracted general activity (UDA)	20,439
Contract type name	GDS Contract	Carry forward general activity (UDA)	0
Purpose of contract	General	17/18 Contracted orthodontic activity (UOA)	0
Contract start date	01/06/2009	Carry forward orthodontic activity (UOA)	0
Contract end date		Baseline contract value	£527,334.92

ACCESS	Contract	England and Wales
24 month ratio of assessments to patient IDs	1.00	1.09

ACTIVITY


QUALITY	Contract Quantity	Contract Base Number	Contract *	Region	England
% of all assessments that were assess and fit appliances (rolling 12 month period)	0	1	0.0%	56.4%	58.6%
% of all assessments that were assess and refuse (rolling 12 month period)	0	1	0.0%	11.2%	11.3%
% of all assessments that were assess and review (rolling 12 month period)	1	1	100.0%	32.4%	30.0%
% of terminated courses where treatment was abandoned or discontinued (rolling 12 month period)	0	0	N/A	7.4%	7.4%
% of completed treatments indicating that PAR score was taken (year to date)	0	0	N/A	60.0%	64.3%
Rate of removable appliances per 100 fixed appliances - proposed treatment (rolling 12 month period)	0	0	N/A	5.44	5.53
Rate of removable appliances per 100 fixed appliances - completed treatment (rolling 12 month period)	0	0	N/A	4.01	4.60
% of courses of treatment with removable appliances only - proposed treatment (rolling 12 month period)	0	0	N/A	1.4%	1.9%
% of courses of treatment with removable appliances only - completed treatment (rolling 12 month period)	0	0	N/A	0.9%	1.4%
% of patients satisfied with the treatment they have received (rolling 12 month period)	0	0	N/A	95.8%	95.9%

* Figures in italics indicate that the base number is less than 100.

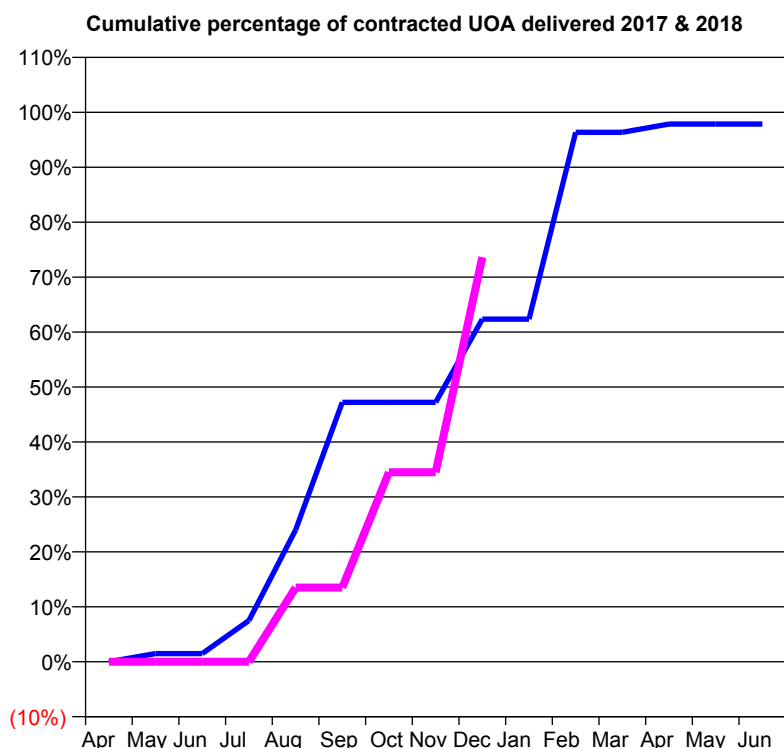
Q48 - Vital Signs Orthodontic At a Glance Contract Report for 195294/0002 - December 2017

Name or company name	Deacon Dental Ltd
Contract type name	GDS Contract
Purpose of contract	Orthodontic
Contract start date	01/04/2009
Contract end date	

17/18 Contracted general activity (UDA)	0
Carry forward general activity (UDA)	0
17/18 Contracted orthodontic activity (UOA)	1,400
Carry forward orthodontic activity (UOA)	0
Baseline contract value	£70,812.48

ACCESS

	Contract	England and Wales
24 month ratio of assessments to patient IDs	1.02	1.09

ACTIVITY


Month	Adjusted Scheduled Activity (UOA)	
	2017	2018
April	0	0
May	21	0
June	21	0
July	105	0
August	336	189
September	661	189
October	661	483
November	661	483
December	873	1,031
January	873	
February	1,349	
March	1,349	
April	1,370	
May	1,370	
June	1,370	

QUALITY

	Contract Quantity	Contract Base Number	Contract *	Region	England
% of all assessments that were assess and fit appliances (rolling 12 month period)	72	72	100.0%	56.4%	58.6%
% of all assessments that were assess and refuse (rolling 12 month period)	0	72	0.0%	11.2%	11.3%
% of all assessments that were assess and review (rolling 12 month period)	0	72	0.0%	32.4%	30.0%
% of terminated courses where treatment was abandoned or discontinued (rolling 12 month period)	0	0	N/A	7.4%	7.4%
% of completed treatments indicating that PAR score was taken (year to date)	0	0	N/A	60.0%	64.3%
Rate of removable appliances per 100 fixed appliances - proposed treatment (rolling 12 month period)	0	144	0.00	5.44	5.53
Rate of removable appliances per 100 fixed appliances - completed treatment (rolling 12 month period)	0	0	N/A	4.01	4.60
% of courses of treatment with removable appliances only - proposed treatment (rolling 12 month period)	0	72	0.0%	1.4%	1.9%
% of courses of treatment with removable appliances only - completed treatment (rolling 12 month period)	0	0	N/A	0.9%	1.4%
% of patients satisfied with the treatment they have received (rolling 12 month period)	1	1	100.0%	95.8%	95.9%

* Figures in italics indicate that the base number is less than 100.

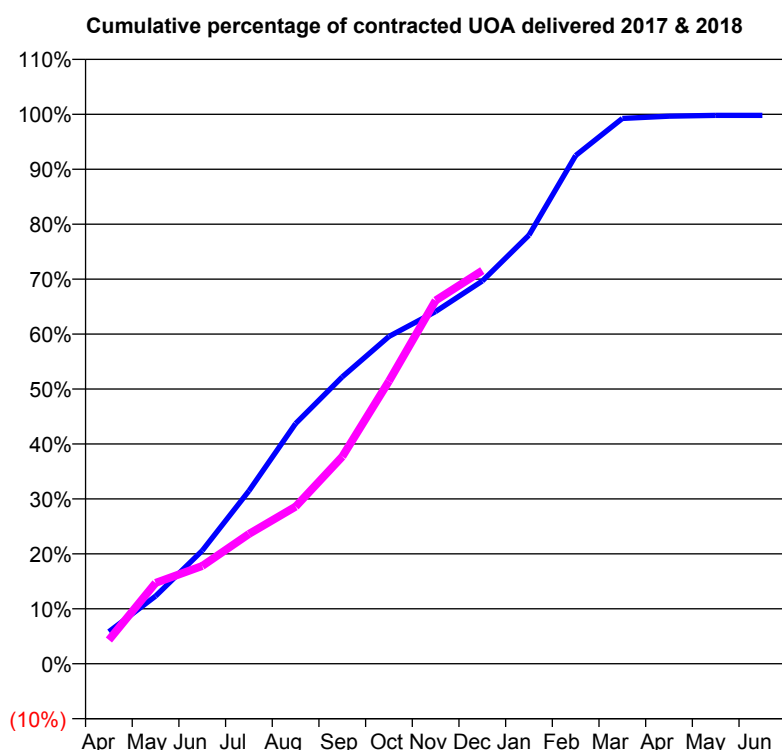
Q48 - Vital Signs Orthodontic At a Glance Contract Report for 329398/0001 - December 2017

Name or company name	MR DJ PLUNKETT
Contract type name	PDS Contract
Purpose of contract	Orthodontic
Contract start date	01/04/2006
Contract end date	31/03/2018

17/18 Contracted general activity (UDA)	0
Carry forward general activity (UDA)	0
17/18 Contracted orthodontic activity (UOA)	5,020
Carry forward orthodontic activity (UOA)	0
Baseline contract value	£328,211.70

ACCESS	Contract	England and Wales
--------	----------	-------------------

24 month ratio of assessments to patient IDs	1.05	1.09
--	------	------

ACTIVITY


Month	Adjusted Scheduled Activity (UOA)	
	2017	2018
April	293	217
May	618	739
June	1,034	894
July	1,580	1,186
August	2,195	1,436
September	2,621	1,893
October	2,990	2,582
November	3,218	3,319
December	3,497	3,592
January	3,916	
February	4,643	
March	4,982	
April	5,003	
May	5,010	
June	5,010	

QUALITY	Contract Quantity	Contract Base Number	Contract *	Region	England
---------	-------------------	----------------------	------------	--------	---------

% of all assessments that were assess and fit appliances (rolling 12 month period)	234	426	54.9%	56.4%	58.6%
% of all assessments that were assess and refuse (rolling 12 month period)	62	426	14.6%	11.2%	11.3%
% of all assessments that were assess and review (rolling 12 month period)	130	426	30.5%	32.4%	30.0%
% of terminated courses where treatment was abandoned or discontinued (rolling 12 month period)	15	210	7.1%	7.4%	7.4%
% of completed treatments indicating that PAR score was taken (year to date)	11	155	7.1%	60.0%	64.3%
Rate of removable appliances per 100 fixed appliances - proposed treatment (rolling 12 month period)	6	420	1.43	5.44	5.53
Rate of removable appliances per 100 fixed appliances - completed treatment (rolling 12 month period)	1	372	0.27	4.01	4.60
% of courses of treatment with removable appliances only - proposed treatment (rolling 12 month period)	1	234	0.4%	1.4%	1.9%
% of courses of treatment with removable appliances only - completed treatment (rolling 12 month period)	0	195	0.0%	0.9%	1.4%
% of patients satisfied with the treatment they have received (rolling 12 month period)	6	6	100.0%	95.8%	95.9%

* Figures in italics indicate that the base number is less than 100.

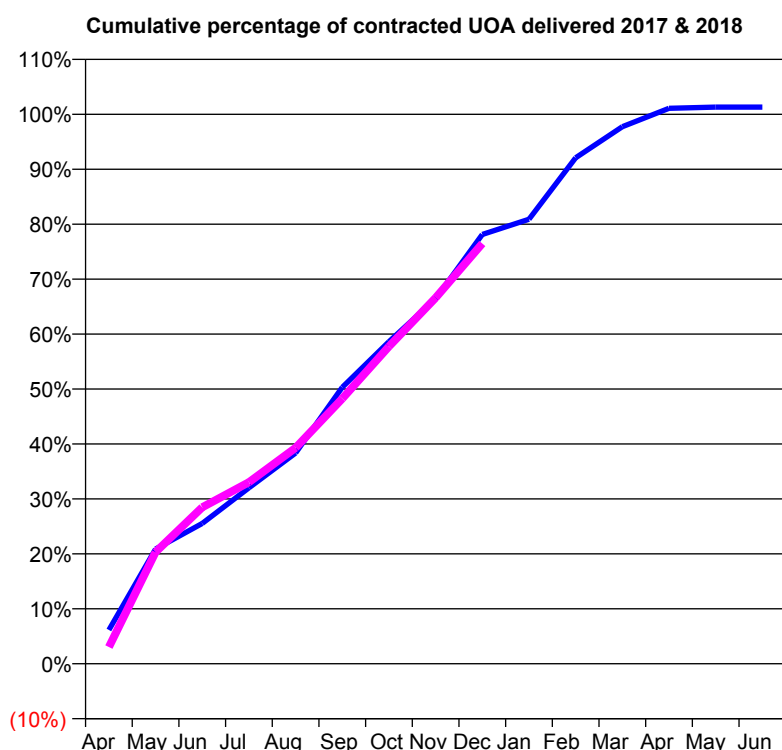
Q48 - Vital Signs Orthodontic At a Glance Contract Report for 634816/0001 - December 2017

Name or company name	MR TH MARTIN
Contract type name	PDS Contract
Purpose of contract	General and Orthodontic
Contract start date	01/04/2006
Contract end date	31/03/2018

17/18 Contracted general activity (UDA)	0
Carry forward general activity (UDA)	0
17/18 Contracted orthodontic activity (UOA)	9,644
Carry forward orthodontic activity (UOA)	0
Baseline contract value	£656,145.91

ACCESS

	Contract	England and Wales
24 month ratio of assessments to patient IDs	1.08	1.09

ACTIVITY


Month	Adjusted Scheduled Activity (UOA)	
	2017	2018
April	594	294
May	2,014	1,960
June	2,462	2,746
July	3,088	3,187
August	3,698	3,791
September	4,852	4,654
October	5,653	5,569
November	6,407	6,424
December	7,535	7,375
January	7,802	
February	8,880	
March	9,426	
April	9,749	
May	9,770	
June	9,770	

QUALITY

	Contract Quantity	Contract Base Number	Contract *	Region	England
% of all assessments that were assess and fit appliances (rolling 12 month period)	444	778	57.1%	56.4%	58.6%
% of all assessments that were assess and refuse (rolling 12 month period)	148	778	19.0%	11.2%	11.3%
% of all assessments that were assess and review (rolling 12 month period)	186	778	23.9%	32.4%	30.0%
% of terminated courses where treatment was abandoned or discontinued (rolling 12 month period)	27	403	6.7%	7.4%	7.4%
% of completed treatments indicating that PAR score was taken (year to date)	195	295	66.1%	60.0%	64.3%
Rate of removable appliances per 100 fixed appliances - proposed treatment (rolling 12 month period)	100	830	12.05	5.44	5.53
Rate of removable appliances per 100 fixed appliances - completed treatment (rolling 12 month period)	88	698	12.61	4.01	4.60
% of courses of treatment with removable appliances only - proposed treatment (rolling 12 month period)	3	444	0.7%	1.4%	1.9%
% of courses of treatment with removable appliances only - completed treatment (rolling 12 month period)	3	376	0.8%	0.9%	1.4%
% of patients satisfied with the treatment they have received (rolling 12 month period)	14	14	100.0%	95.8%	95.9%

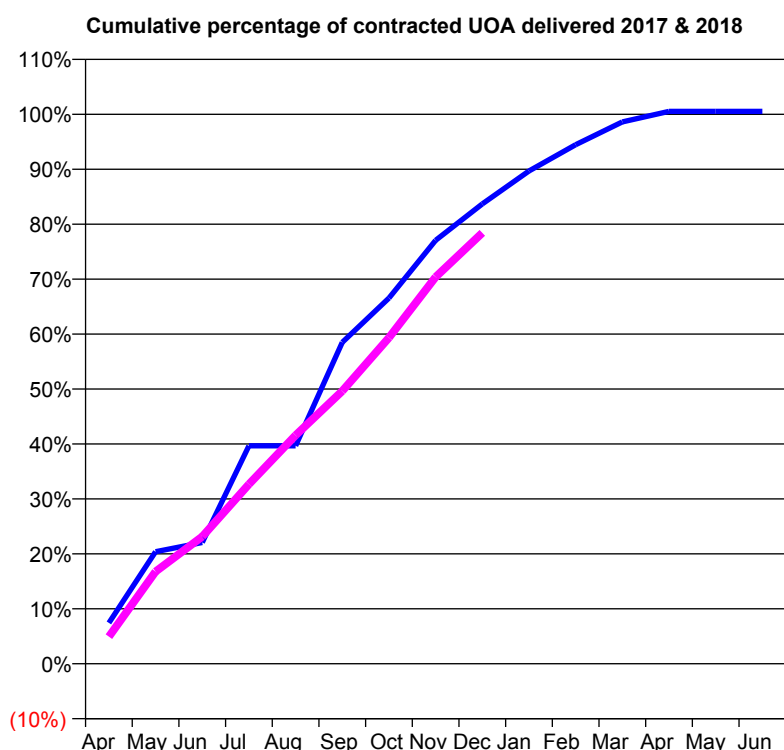
* Figures in italics indicate that the base number is less than 100.

Q48 - Vital Signs Orthodontic At a Glance Contract Report for 675857/0002 - December 2017

Name or company name	MR JW DWYER
Contract type name	PDS Contract
Purpose of contract	Orthodontic
Contract start date	01/04/2014
Contract end date	31/03/2018

17/18 Contracted general activity (UDA)	0
Carry forward general activity (UDA)	0
17/18 Contracted orthodontic activity (UOA)	7,720
Carry forward orthodontic activity (UOA)	0
Baseline contract value	£416,760.15

ACCESS	Contract	England and Wales
24 month ratio of assessments to patient IDs	1.00	1.09

ACTIVITY


Month	Adjusted Scheduled Activity (UOA)	
	2017	2018
April	575	382
May	1,574	1,295
June	1,703	1,786
July	3,062	2,522
August	3,062	3,211
September	4,516	3,832
October	5,138	4,582
November	5,949	5,434
December	6,460	6,055
January	6,924	
February	7,292	
March	7,613	
April	7,761	
May	7,761	
June	7,761	

QUALITY	Contract Quantity	Contract Base Number	Contract *	Region	England
% of all assessments that were assess and fit appliances (rolling 12 month period)	346	465	74.4%	56.4%	58.6%
% of all assessments that were assess and refuse (rolling 12 month period)	91	465	19.6%	11.2%	11.3%
% of all assessments that were assess and review (rolling 12 month period)	28	465	6.0%	32.4%	30.0%
% of terminated courses where treatment was abandoned or discontinued (rolling 12 month period)	29	338	8.6%	7.4%	7.4%
% of completed treatments indicating that PAR score was taken (year to date)	193	231	83.5%	60.0%	64.3%
Rate of removable appliances per 100 fixed appliances - proposed treatment (rolling 12 month period)	38	681	5.58	5.44	5.53
Rate of removable appliances per 100 fixed appliances - completed treatment (rolling 12 month period)	15	607	2.47	4.01	4.60
% of courses of treatment with removable appliances only - proposed treatment (rolling 12 month period)	2	346	0.6%	1.4%	1.9%
% of courses of treatment with removable appliances only - completed treatment (rolling 12 month period)	1	309	0.3%	0.9%	1.4%
% of patients satisfied with the treatment they have received (rolling 12 month period)	12	12	100.0%	95.8%	95.9%

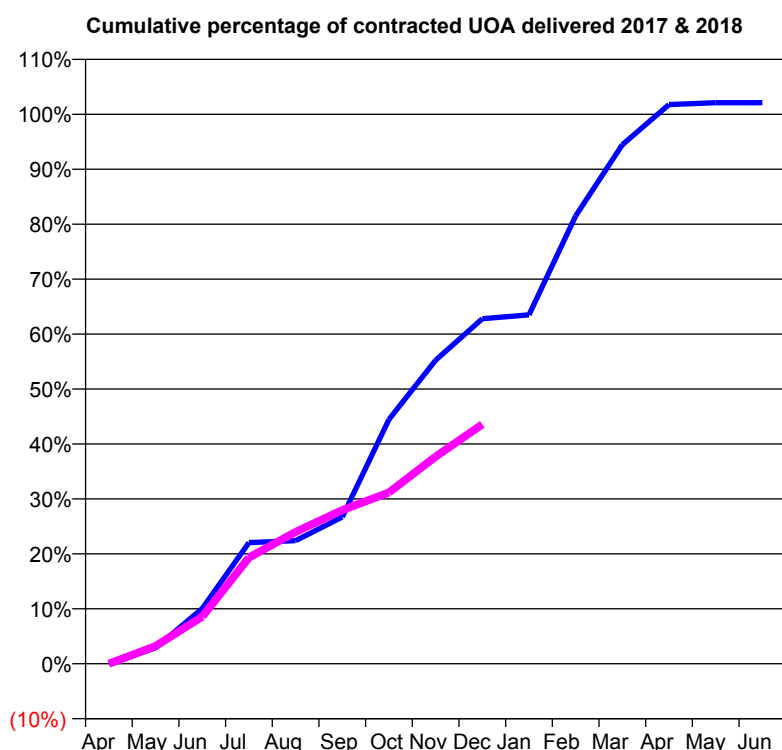
* Figures in italics indicate that the base number is less than 100.

Q48 - Vital Signs Orthodontic At a Glance Contract Report for 829188/0002 - December 2017

Name or company name	MR WW LEE
Contract type name	PDS Contract
Purpose of contract	General and Orthodontic
Contract start date	01/04/2006
Contract end date	31/03/2018

17/18 Contracted general activity (UDA)	0
Carry forward general activity (UDA)	0
17/18 Contracted orthodontic activity (UOA)	5,911
Carry forward orthodontic activity (UOA)	0
Baseline contract value	£317,176.15

ACCESS	Contract	England and Wales
24 month ratio of assessments to patient IDs	1.01	1.09

ACTIVITY


Month	Adjusted Scheduled Activity (UOA)	
	2017	2018
April	0	0
May	171	190
June	594	507
July	1,303	1,142
August	1,324	1,418
September	1,579	1,653
October	2,629	1,843
November	3,265	2,228
December	3,712	2,575
January	3,754	
February	4,817	
March	5,583	
April	6,015	
May	6,035	
June	6,035	

QUALITY	Contract Quantity	Contract Base Number	Contract *	Region	England
% of all assessments that were assess and fit appliances (rolling 12 month period)	231	289	79.9%	56.4%	58.6%
% of all assessments that were assess and refuse (rolling 12 month period)	58	289	20.1%	11.2%	11.3%
% of all assessments that were assess and review (rolling 12 month period)	0	289	0.0%	32.4%	30.0%
% of terminated courses where treatment was abandoned or discontinued (rolling 12 month period)	9	286	3.1%	7.4%	7.4%
% of completed treatments indicating that PAR score was taken (year to date)	157	210	74.8%	60.0%	64.3%
Rate of removable appliances per 100 fixed appliances - proposed treatment (rolling 12 month period)	1	445	0.22	5.44	5.53
Rate of removable appliances per 100 fixed appliances - completed treatment (rolling 12 month period)	0	540	0.00	4.01	4.60
% of courses of treatment with removable appliances only - proposed treatment (rolling 12 month period)	1	231	0.4%	1.4%	1.9%
% of courses of treatment with removable appliances only - completed treatment (rolling 12 month period)	0	277	0.0%	0.9%	1.4%
% of patients satisfied with the treatment they have received (rolling 12 month period)	8	8	100.0%	95.8%	95.9%

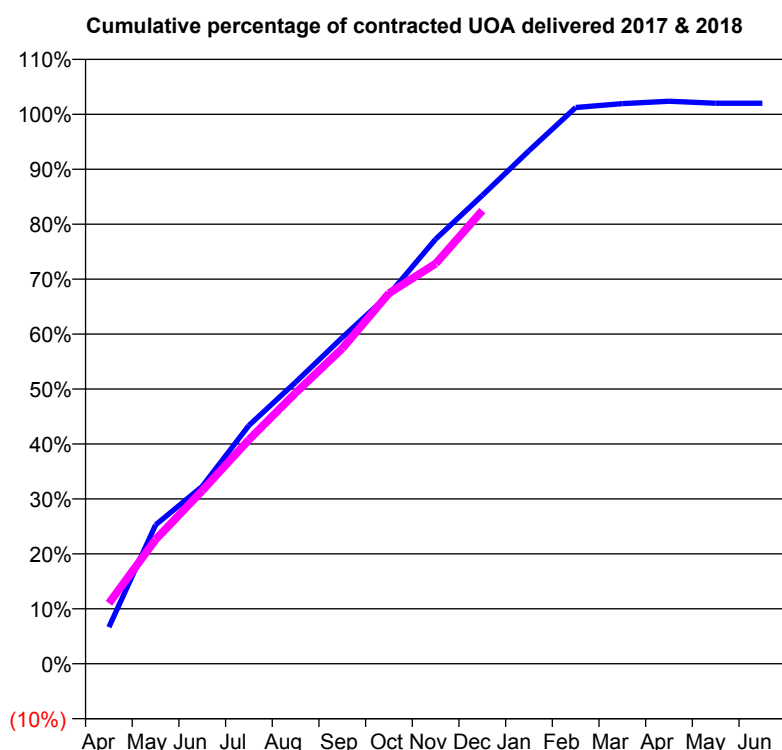
* Figures in italics indicate that the base number is less than 100.

Q48 - Vital Signs Orthodontic At a Glance Contract Report for 910147/0001 - December 2017

Name or company name	MR RC WOODIER
Contract type name	PDS Contract
Purpose of contract	General and Orthodontic
Contract start date	01/04/2006
Contract end date	31/03/2018

17/18 Contracted general activity (UDA)	0
Carry forward general activity (UDA)	0
17/18 Contracted orthodontic activity (UOA)	5,555
Carry forward orthodontic activity (UOA)	0
Baseline contract value	£381,451.58

ACCESS	Contract	England and Wales
24 month ratio of assessments to patient IDs	1.07	1.09

ACTIVITY


Month	Adjusted Scheduled Activity (UOA)	
	2017	2018
April	370	611
May	1,404	1,256
June	1,794	1,750
July	2,410	2,265
August	2,846	2,738
September	3,298	3,188
October	3,734	3,745
November	4,293	4,045
December	4,735	4,581
January	5,186	
February	5,623	
March	5,662	
April	5,687	
May	5,666	
June	5,666	

QUALITY	Contract Quantity	Contract Base Number	Contract *	Region	England
% of all assessments that were assess and fit appliances (rolling 12 month period)	257	393	65.4%	56.4%	58.6%
% of all assessments that were assess and refuse (rolling 12 month period)	61	393	15.5%	11.2%	11.3%
% of all assessments that were assess and review (rolling 12 month period)	75	393	19.1%	32.4%	30.0%
% of terminated courses where treatment was abandoned or discontinued (rolling 12 month period)	5	239	2.1%	7.4%	7.4%
% of completed treatments indicating that PAR score was taken (year to date)	93	176	52.8%	60.0%	64.3%
Rate of removable appliances per 100 fixed appliances - proposed treatment (rolling 12 month period)	50	479	10.44	5.44	5.53
Rate of removable appliances per 100 fixed appliances - completed treatment (rolling 12 month period)	45	424	10.61	4.01	4.60
% of courses of treatment with removable appliances only - proposed treatment (rolling 12 month period)	1	257	0.4%	1.4%	1.9%
% of courses of treatment with removable appliances only - completed treatment (rolling 12 month period)	1	234	0.4%	0.9%	1.4%
% of patients satisfied with the treatment they have received (rolling 12 month period)	8	8	100.0%	95.8%	95.9%

* Figures in italics indicate that the base number is less than 100.

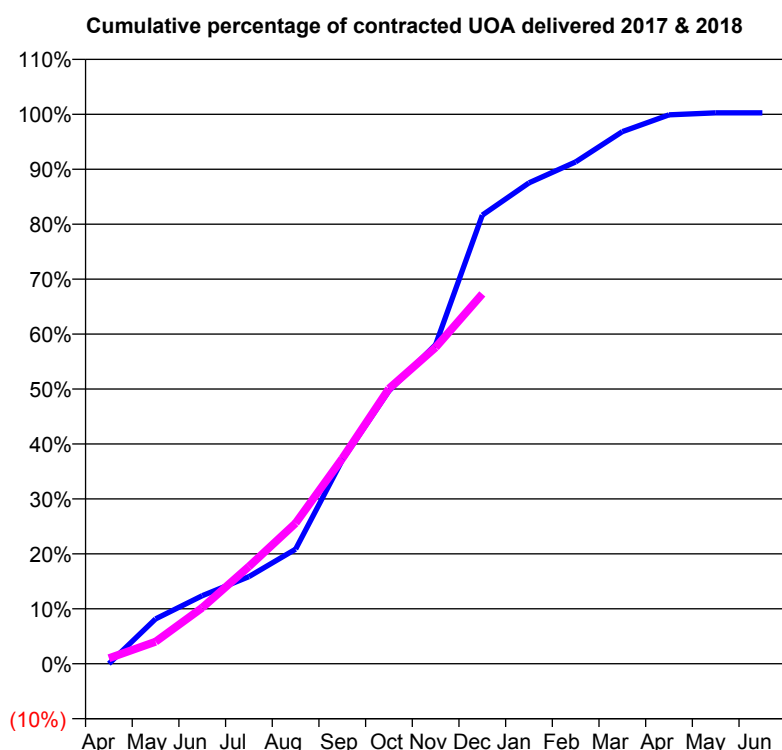
Q49 - Vital Signs Orthodontic At a Glance Contract Report for 122955/0001 - December 2017

Name or company name	Derwent House Orthodontics LTD
Contract type name	PDS Contract
Purpose of contract	Orthodontic
Contract start date	01/04/2011
Contract end date	31/03/2018

17/18 Contracted general activity (UDA)	0
Carry forward general activity (UDA)	0
17/18 Contracted orthodontic activity (UOA)	6,490
Carry forward orthodontic activity (UOA)	0
Baseline contract value	£420,234.09

ACCESS	Contract	England and Wales
--------	----------	-------------------

24 month ratio of assessments to patient IDs	1.01	1.09
--	------	------

ACTIVITY


Month	Adjusted Scheduled Activity (UOA)	
	2017	2018
April	0	65
May	448	261
June	680	662
July	871	1,149
August	1,146	1,660
September	2,034	2,424
October	2,727	3,250
November	3,189	3,736
December	4,483	4,369
January	4,805	
February	5,015	
March	5,316	
April	5,484	
May	5,505	
June	5,505	

QUALITY	Contract Quantity	Contract Base Number	Contract *	Region	England
---------	-------------------	----------------------	------------	--------	---------

% of all assessments that were assess and fit appliances (rolling 12 month period)	259	262	98.9%	56.4%	58.6%
% of all assessments that were assess and refuse (rolling 12 month period)	3	262	1.1%	11.2%	11.3%
% of all assessments that were assess and review (rolling 12 month period)	0	262	0.0%	32.4%	30.0%
% of terminated courses where treatment was abandoned or discontinued (rolling 12 month period)	7	255	2.7%	7.4%	7.4%
% of completed treatments indicating that PAR score was taken (year to date)	116	190	61.1%	60.0%	64.3%
Rate of removable appliances per 100 fixed appliances - proposed treatment (rolling 12 month period)	8	500	1.60	5.44	5.53
Rate of removable appliances per 100 fixed appliances - completed treatment (rolling 12 month period)	4	484	0.83	4.01	4.60
% of courses of treatment with removable appliances only - proposed treatment (rolling 12 month period)	2	259	0.8%	1.4%	1.9%
% of courses of treatment with removable appliances only - completed treatment (rolling 12 month period)	0	248	0.0%	0.9%	1.4%
% of patients satisfied with the treatment they have received (rolling 12 month period)	10	11	90.9%	95.8%	95.9%

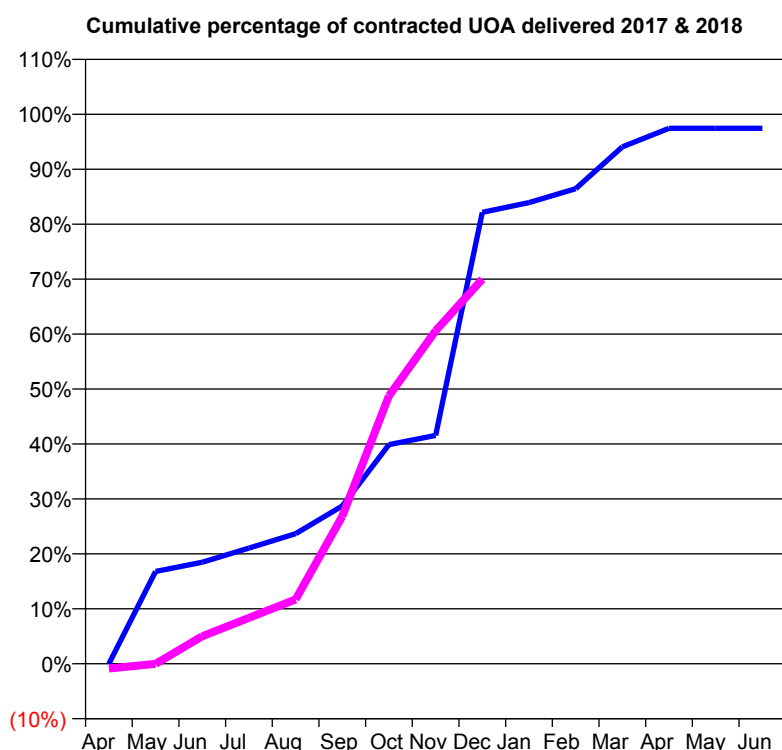
* Figures in italics indicate that the base number is less than 100.

Q49 - Vital Signs Orthodontic At a Glance Contract Report for 122955/0002 - December 2017

Name or company name	Derwent House Orthodontics LTD
Contract type name	PDS Contract
Purpose of contract	Orthodontic
Contract start date	01/04/2011
Contract end date	31/03/2020

17/18 Contracted general activity (UDA)	0
Carry forward general activity (UDA)	0
17/18 Contracted orthodontic activity (UOA)	2,500
Carry forward orthodontic activity (UOA)	64
Baseline contract value	£150,586.44

ACCESS	Contract	England and Wales
24 month ratio of assessments to patient IDs	1.01	1.09

ACTIVITY


Month	Adjusted Scheduled Activity (UOA)	
	2017	2018
April	0	-22
May	420	-1
June	462	125
July	526	209
August	592	293
September	718	671
October	997	1,219
November	1,039	1,515
December	2,054	1,750
January	2,098	
February	2,161	
March	2,352	
April	2,436	
May	2,436	
June	2,436	

QUALITY	Contract Quantity	Contract Base Number	Contract *	Region	England
% of all assessments that were assess and fit appliances (rolling 12 month period)	105	105	100.0%	56.4%	58.6%
% of all assessments that were assess and refuse (rolling 12 month period)	0	105	0.0%	11.2%	11.3%
% of all assessments that were assess and review (rolling 12 month period)	0	105	0.0%	32.4%	30.0%
% of terminated courses where treatment was abandoned or discontinued (rolling 12 month period)	2	108	1.9%	7.4%	7.4%
% of completed treatments indicating that PAR score was taken (year to date)	44	75	58.7%	60.0%	64.3%
Rate of removable appliances per 100 fixed appliances - proposed treatment (rolling 12 month period)	3	207	1.45	5.44	5.53
Rate of removable appliances per 100 fixed appliances - completed treatment (rolling 12 month period)	0	205	0.00	4.01	4.60
% of courses of treatment with removable appliances only - proposed treatment (rolling 12 month period)	0	105	0.0%	1.4%	1.9%
% of courses of treatment with removable appliances only - completed treatment (rolling 12 month period)	0	106	0.0%	0.9%	1.4%
% of patients satisfied with the treatment they have received (rolling 12 month period)	7	7	100.0%	95.8%	95.9%

* Figures in italics indicate that the base number is less than 100.

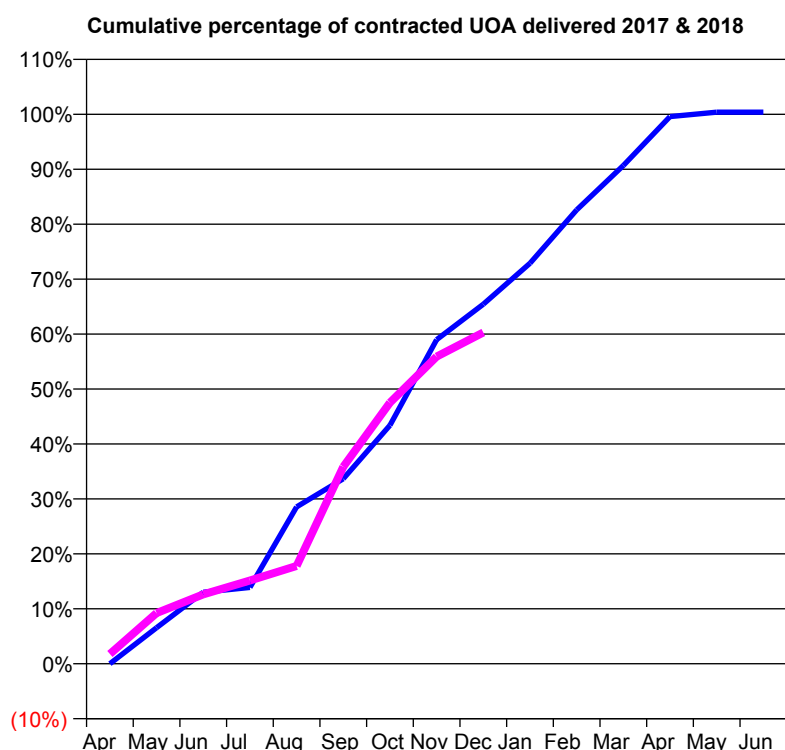
Q49 - Vital Signs Orthodontic At a Glance Contract Report for 126624/0001 - December 2017

Name or company name	The Killingworth Dental Practice Partnership
Contract type name	GDS Contract
Purpose of contract	General and Orthodontic
Contract start date	01/05/2013
Contract end date	

17/18 Contracted general activity (UDA)	58,286
Carry forward general activity (UDA)	1,524
17/18 Contracted orthodontic activity (UOA)	2,619
Carry forward orthodontic activity (UOA)	0
Baseline contract value	£1,869,913.22

ACCESS

	Contract	England and Wales
24 month ratio of assessments to patient IDs	1.05	1.09

ACTIVITY


Month	Adjusted Scheduled Activity (UOA)	
	2017	2018
April	0	47
May	172	242
June	341	331
July	364	397
August	748	466
September	882	939
October	1,137	1,245
November	1,545	1,464
December	1,714	1,579
January	1,909	
February	2,163	
March	2,375	
April	2,608	
May	2,629	
June	2,629	

QUALITY

	Contract Quantity	Contract Base Number	Contract *	Region	England
% of all assessments that were assess and fit appliances (rolling 12 month period)	115	194	59.3%	56.4%	58.6%
% of all assessments that were assess and refuse (rolling 12 month period)	44	194	22.7%	11.2%	11.3%
% of all assessments that were assess and review (rolling 12 month period)	35	194	18.0%	32.4%	30.0%
% of terminated courses where treatment was abandoned or discontinued (rolling 12 month period)	0	1	0.0%	7.4%	7.4%
% of completed treatments indicating that PAR score was taken (year to date)	1	1	100.0%	60.0%	64.3%
Rate of removable appliances per 100 fixed appliances - proposed treatment (rolling 12 month period)	12	229	5.24	5.44	5.53
Rate of removable appliances per 100 fixed appliances - completed treatment (rolling 12 month period)	0	2	0.00	4.01	4.60
% of courses of treatment with removable appliances only - proposed treatment (rolling 12 month period)	0	115	0.0%	1.4%	1.9%
% of courses of treatment with removable appliances only - completed treatment (rolling 12 month period)	0	1	0.0%	0.9%	1.4%
% of patients satisfied with the treatment they have received (rolling 12 month period)	4	4	100.0%	95.8%	95.9%

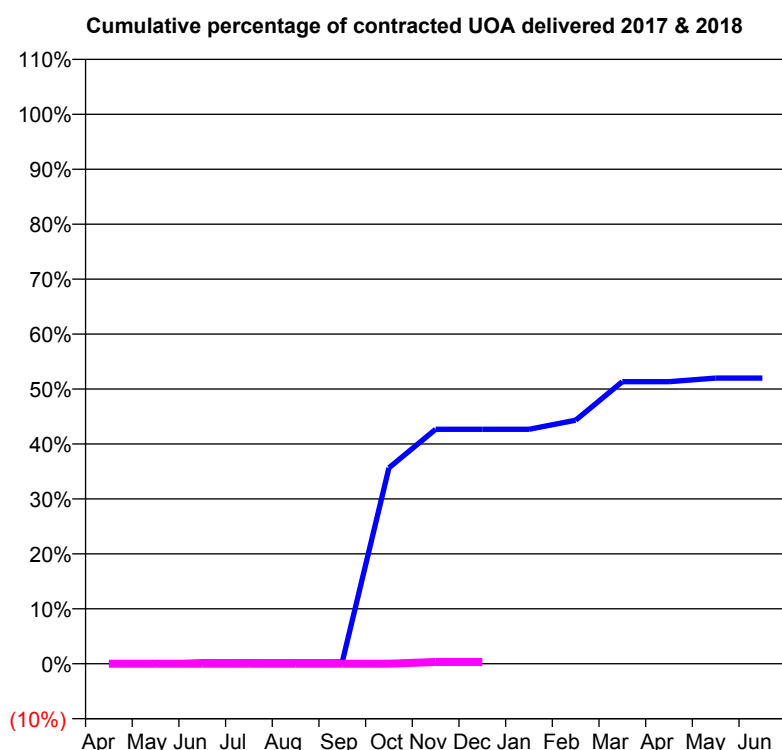
* Figures in italics indicate that the base number is less than 100.

Q49 - Vital Signs Orthodontic At a Glance Contract Report for 134058/0001 - December 2017

Name or company name	Alison Brett Dental Care LLP
Contract type name	GDS Contract
Purpose of contract	General and Orthodontic
Contract start date	01/08/2012
Contract end date	

17/18 Contracted general activity (UDA)	35,029
Carry forward general activity (UDA)	894
17/18 Contracted orthodontic activity (UOA)	300
Carry forward orthodontic activity (UOA)	0
Baseline contract value	£1,029,728.93

ACCESS	Contract	England and Wales
24 month ratio of assessments to patient IDs	1.47	1.09

ACTIVITY


Month	Adjusted Scheduled Activity (UOA)	
	2017	2018
April	0	0
May	0	0
June	1	0
July	1	0
August	1	0
September	1	0
October	107	0
November	128	1
December	128	1
January	128	
February	133	
March	154	
April	154	
May	156	
June	156	

QUALITY	Contract Quantity	Contract Base Number	Contract *	Region	England
% of all assessments that were assess and fit appliances (rolling 12 month period)	6	14	42.9%	56.4%	58.6%
% of all assessments that were assess and refuse (rolling 12 month period)	1	14	7.1%	11.2%	11.3%
% of all assessments that were assess and review (rolling 12 month period)	7	14	50.0%	32.4%	30.0%
% of terminated courses where treatment was abandoned or discontinued (rolling 12 month period)	0	2	0.0%	7.4%	7.4%
% of completed treatments indicating that PAR score was taken (year to date)	1	1	100.0%	60.0%	64.3%
Rate of removable appliances per 100 fixed appliances - proposed treatment (rolling 12 month period)	0	2	0.00	5.44	5.53
Rate of removable appliances per 100 fixed appliances - completed treatment (rolling 12 month period)	0	0	N/A	4.01	4.60
% of courses of treatment with removable appliances only - proposed treatment (rolling 12 month period)	0	6	0.0%	1.4%	1.9%
% of courses of treatment with removable appliances only - completed treatment (rolling 12 month period)	0	2	0.0%	0.9%	1.4%
% of patients satisfied with the treatment they have received (rolling 12 month period)	1	1	100.0%	95.8%	95.9%

* Figures in italics indicate that the base number is less than 100.

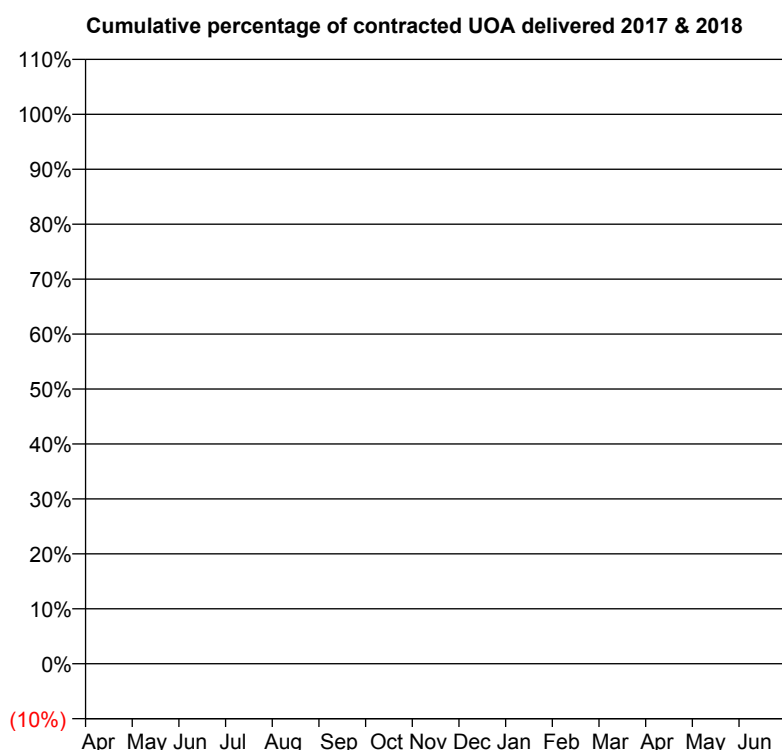
Q49 - Vital Signs Orthodontic At a Glance Contract Report for 134910/0001 - December 2017

Name or company name	Cumbria Partnership NHS FT - Carlisle & E
Contract type name	PDS Contract
Purpose of contract	General
Contract start date	06/10/2014
Contract end date	31/03/2018

17/18 Contracted general activity (UDA)	0
Carry forward general activity (UDA)	0
17/18 Contracted orthodontic activity (UOA)	0
Carry forward orthodontic activity (UOA)	0
Baseline contract value	£0.00

ACCESS

	Contract	England and Wales
24 month ratio of assessments to patient IDs	1.11	1.09

ACTIVITY


Month	Adjusted Scheduled Activity (UOA)	
	2017	2018
April	0	2
May	24	47
June	240	47
July	454	204
August	610	314
September	784	464
October	891	639
November	1,128	968
December	1,238	1,136
January	1,347	
February	1,452	
March	1,714	
April	1,825	
May	1,909	
June	1,972	

QUALITY

	Contract Quantity	Contract Base Number	Contract *	Region	England
% of all assessments that were assess and fit appliances (rolling 12 month period)	91	133	68.4%	56.4%	58.6%
% of all assessments that were assess and refuse (rolling 12 month period)	6	133	4.5%	11.2%	11.3%
% of all assessments that were assess and review (rolling 12 month period)	36	133	27.1%	32.4%	30.0%
% of terminated courses where treatment was abandoned or discontinued (rolling 12 month period)	17	87	19.5%	7.4%	7.4%
% of completed treatments indicating that PAR score was taken (year to date)	50	57	87.7%	60.0%	64.3%
Rate of removable appliances per 100 fixed appliances - proposed treatment (rolling 12 month period)	17	103	16.50	5.44	5.53
Rate of removable appliances per 100 fixed appliances - completed treatment (rolling 12 month period)	2	22	9.09	4.01	4.60
% of courses of treatment with removable appliances only - proposed treatment (rolling 12 month period)	17	91	18.7%	1.4%	1.9%
% of courses of treatment with removable appliances only - completed treatment (rolling 12 month period)	2	70	2.9%	0.9%	1.4%
% of patients satisfied with the treatment they have received (rolling 12 month period)	3	4	75.0%	95.8%	95.9%

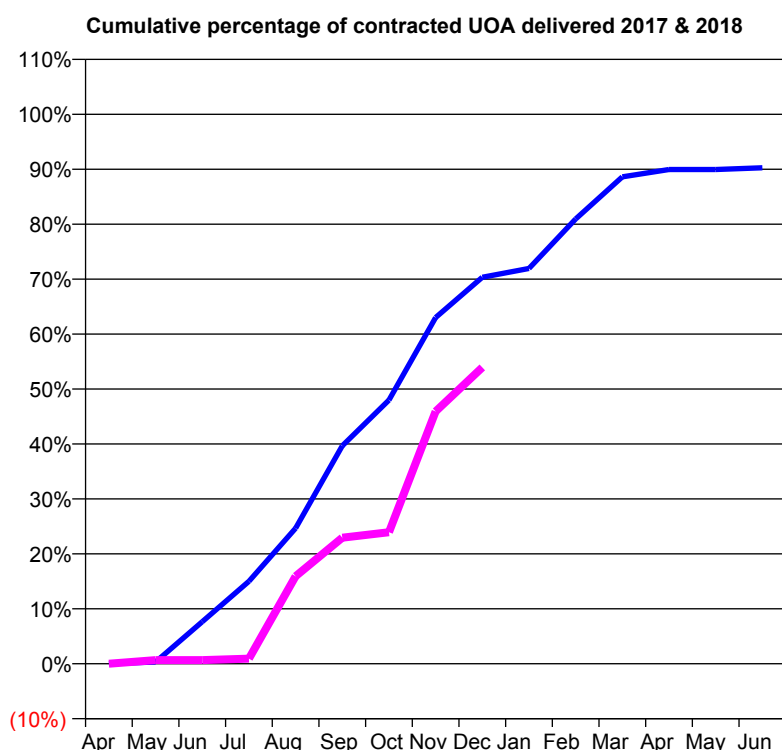
* Figures in italics indicate that the base number is less than 100.

Q49 - Vital Signs Orthodontic At a Glance Contract Report for 141593/0001 - December 2017

Name or company name	J R P Jones and Associates
Contract type name	GDS Contract
Purpose of contract	General and Orthodontic
Contract start date	01/03/2012
Contract end date	

17/18 Contracted general activity (UDA)	26,411
Carry forward general activity (UDA)	0
17/18 Contracted orthodontic activity (UOA)	300
Carry forward orthodontic activity (UOA)	0
Baseline contract value	£705,924.32

ACCESS	Contract	England and Wales
24 month ratio of assessments to patient IDs	1.01	1.09

ACTIVITY


Month	Adjusted Scheduled Activity (UOA)	
	2017	2018
April	0	0
May	1	2
June	23	2
July	45	3
August	74	48
September	119	69
October	144	72
November	189	138
December	211	162
January	216	
February	243	
March	266	
April	270	
May	270	
June	271	

QUALITY	Contract Quantity	Contract Base Number	Contract *	Region	England
% of all assessments that were assess and fit appliances (rolling 12 month period)	10	40	25.0%	56.4%	58.6%
% of all assessments that were assess and refuse (rolling 12 month period)	19	40	47.5%	11.2%	11.3%
% of all assessments that were assess and review (rolling 12 month period)	11	40	27.5%	32.4%	30.0%
% of terminated courses where treatment was abandoned or discontinued (rolling 12 month period)	2	7	28.6%	7.4%	7.4%
% of completed treatments indicating that PAR score was taken (year to date)	4	5	80.0%	60.0%	64.3%
Rate of removable appliances per 100 fixed appliances - proposed treatment (rolling 12 month period)	1	16	6.25	5.44	5.53
Rate of removable appliances per 100 fixed appliances - completed treatment (rolling 12 month period)	2	7	28.57	4.01	4.60
% of courses of treatment with removable appliances only - proposed treatment (rolling 12 month period)	1	10	10.0%	1.4%	1.9%
% of courses of treatment with removable appliances only - completed treatment (rolling 12 month period)	1	5	20.0%	0.9%	1.4%
% of patients satisfied with the treatment they have received (rolling 12 month period)	0	0	N/A	95.8%	95.9%

* Figures in italics indicate that the base number is less than 100.

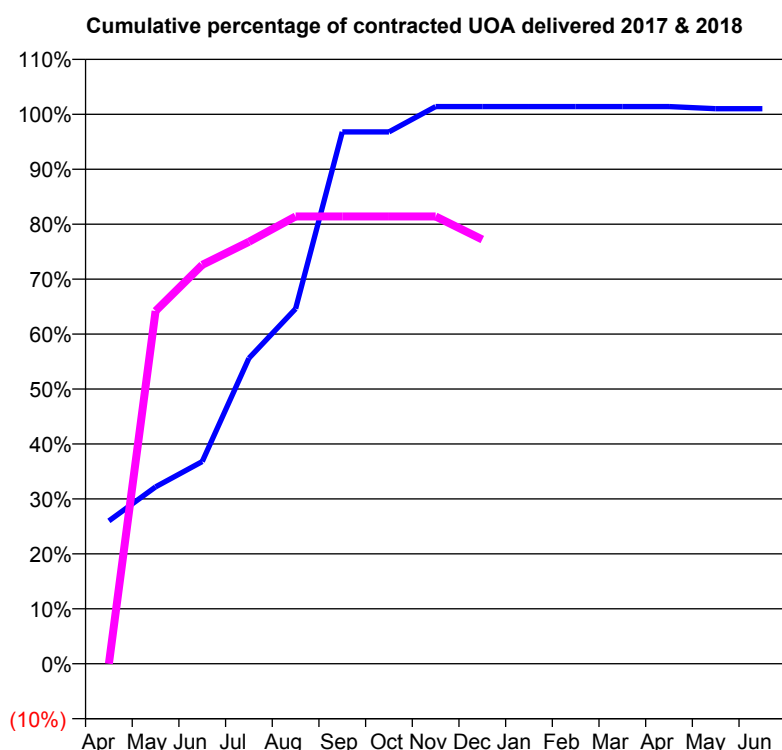
Q49 - Vital Signs Orthodontic At a Glance Contract Report for 141852/0001 - December 2017

Name or company name	Perfect Smile Gateshead Partnership
Contract type name	GDS Contract
Purpose of contract	General and Orthodontic
Contract start date	01/07/2014
Contract end date	

17/18 Contracted general activity (UDA)	28,872
Carry forward general activity (UDA)	-59
17/18 Contracted orthodontic activity (UOA)	500
Carry forward orthodontic activity (UOA)	0
Baseline contract value	£858,767.72

ACCESS	Contract	England and Wales
--------	----------	-------------------

24 month ratio of assessments to patient IDs	1.15	1.09
--	------	------

ACTIVITY


Month	Adjusted Scheduled Activity (UOA)	
	2017	2018
April	130	0
May	161	321
June	184	363
July	278	384
August	323	407
September	484	407
October	484	407
November	507	407
December	507	386
January	507	
February	507	
March	507	
April	507	
May	505	
June	505	

QUALITY	Contract Quantity	Contract Base Number	Contract *	Region	England
---------	-------------------	----------------------	------------	--------	---------

% of all assessments that were assess and fit appliances (rolling 12 month period)	18	48	37.5%	56.4%	58.6%
% of all assessments that were assess and refuse (rolling 12 month period)	7	48	14.6%	11.2%	11.3%
% of all assessments that were assess and review (rolling 12 month period)	23	48	47.9%	32.4%	30.0%
% of terminated courses where treatment was abandoned or discontinued (rolling 12 month period)	0	1	0.0%	7.4%	7.4%
% of completed treatments indicating that PAR score was taken (year to date)	0	1	0.0%	60.0%	64.3%
Rate of removable appliances per 100 fixed appliances - proposed treatment (rolling 12 month period)	0	25	0.00	5.44	5.53
Rate of removable appliances per 100 fixed appliances - completed treatment (rolling 12 month period)	0	1	0.00	4.01	4.60
% of courses of treatment with removable appliances only - proposed treatment (rolling 12 month period)	0	18	0.0%	1.4%	1.9%
% of courses of treatment with removable appliances only - completed treatment (rolling 12 month period)	0	1	0.0%	0.9%	1.4%
% of patients satisfied with the treatment they have received (rolling 12 month period)	2	2	100.0%	95.8%	95.9%

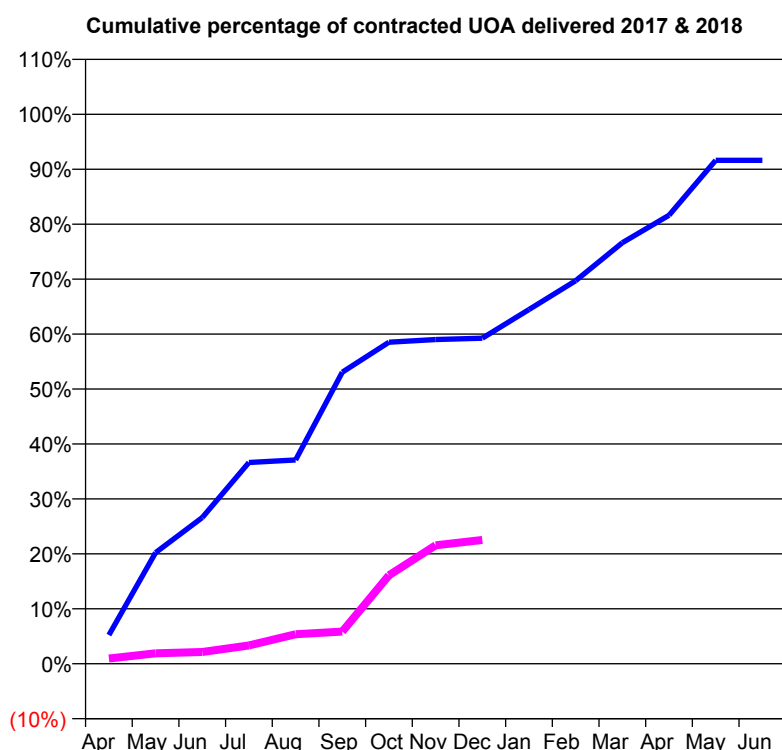
* Figures in italics indicate that the base number is less than 100.

Q49 - Vital Signs Orthodontic At a Glance Contract Report for 157457/0001 - December 2017

Name or company name	Northumbria Dental Care Limited
Contract type name	Pilot Contract
Purpose of contract	General and Orthodontic
Contract start date	01/01/2012
Contract end date	

17/18 Contracted general activity (UDA)	12,713
Carry forward general activity (UDA)	0
17/18 Contracted orthodontic activity (UOA)	420
Carry forward orthodontic activity (UOA)	0
Baseline contract value	£383,786.55

ACCESS	Contract	England and Wales
24 month ratio of assessments to patient IDs	1.11	1.09

ACTIVITY


Month	Adjusted Scheduled Activity (UOA)	
	2017	2018
April	22	4
May	85	8
June	112	9
July	154	14
August	156	23
September	223	25
October	246	68
November	248	91
December	249	95
January	271	
February	293	
March	322	
April	343	
May	385	
June	385	

QUALITY	Contract Quantity	Contract Base Number	Contract *	Region	England
% of all assessments that were assess and fit appliances (rolling 12 month period)	9	50	18.0%	56.4%	58.6%
% of all assessments that were assess and refuse (rolling 12 month period)	10	50	20.0%	11.2%	11.3%
% of all assessments that were assess and review (rolling 12 month period)	31	50	62.0%	32.4%	30.0%
% of terminated courses where treatment was abandoned or discontinued (rolling 12 month period)	0	2	0.0%	7.4%	7.4%
% of completed treatments indicating that PAR score was taken (year to date)	2	2	100.0%	60.0%	64.3%
Rate of removable appliances per 100 fixed appliances - proposed treatment (rolling 12 month period)	0	9	0.00	5.44	5.53
Rate of removable appliances per 100 fixed appliances - completed treatment (rolling 12 month period)	0	0	N/A	4.01	4.60
% of courses of treatment with removable appliances only - proposed treatment (rolling 12 month period)	0	9	0.0%	1.4%	1.9%
% of courses of treatment with removable appliances only - completed treatment (rolling 12 month period)	0	2	0.0%	0.9%	1.4%
% of patients satisfied with the treatment they have received (rolling 12 month period)	0	0	N/A	95.8%	95.9%

* Figures in italics indicate that the base number is less than 100.

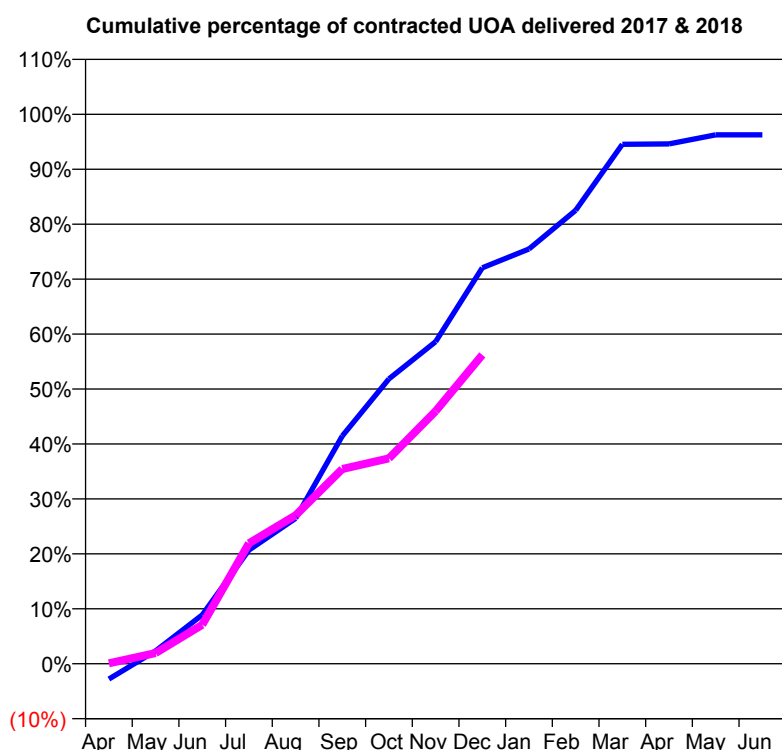
Q49 - Vital Signs Orthodontic At a Glance Contract Report for 170011/0001 - December 2017

Name or company name	SRDP
Contract type name	GDS Contract
Purpose of contract	General and Orthodontic
Contract start date	01/10/2007
Contract end date	

17/18 Contracted general activity (UDA)	74,715
Carry forward general activity (UDA)	0
17/18 Contracted orthodontic activity (UOA)	1,281
Carry forward orthodontic activity (UOA)	0
Baseline contract value	£2,113,459.91

ACCESS

	Contract	England and Wales
24 month ratio of assessments to patient IDs	1.05	1.09

ACTIVITY


Month	Adjusted Scheduled Activity (UOA)	
	2017	2018
April	-36	1
May	30	25
June	114	91
July	265	281
August	339	346
September	531	454
October	664	479
November	751	589
December	923	720
January	967	
February	1,057	
March	1,211	
April	1,212	
May	1,233	
June	1,233	

QUALITY

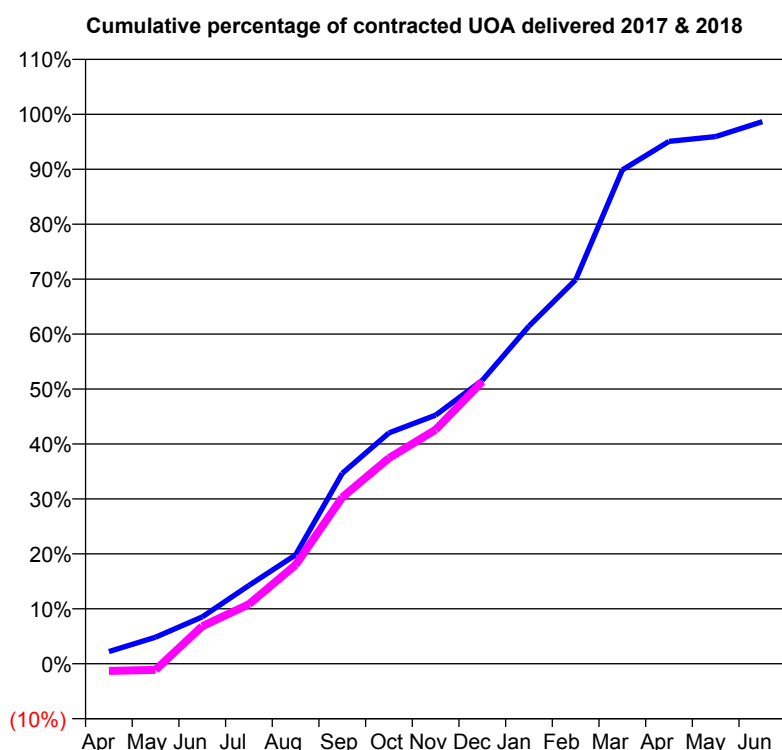
	Contract Quantity	Contract Base Number	Contract *	Region	England
% of all assessments that were assess and fit appliances (rolling 12 month period)	48	85	56.5%	56.4%	58.6%
% of all assessments that were assess and refuse (rolling 12 month period)	7	85	8.2%	11.2%	11.3%
% of all assessments that were assess and review (rolling 12 month period)	30	85	35.3%	32.4%	30.0%
% of terminated courses where treatment was abandoned or discontinued (rolling 12 month period)	10	57	17.5%	7.4%	7.4%
% of completed treatments indicating that PAR score was taken (year to date)	35	36	97.2%	60.0%	64.3%
Rate of removable appliances per 100 fixed appliances - proposed treatment (rolling 12 month period)	3	94	3.19	5.44	5.53
Rate of removable appliances per 100 fixed appliances - completed treatment (rolling 12 month period)	3	90	3.33	4.01	4.60
% of courses of treatment with removable appliances only - proposed treatment (rolling 12 month period)	1	48	2.1%	1.4%	1.9%
% of courses of treatment with removable appliances only - completed treatment (rolling 12 month period)	2	47	4.3%	0.9%	1.4%
% of patients satisfied with the treatment they have received (rolling 12 month period)	0	0	N/A	95.8%	95.9%

* Figures in italics indicate that the base number is less than 100.

Q49 - Vital Signs Orthodontic At a Glance Contract Report for 170011/0003 - December 2017

Name or company name	SRDP	17/18 Contracted general activity (UDA)	0
Contract type name	PDS Contract	Carry forward general activity (UDA)	0
Purpose of contract	Orthodontic	17/18 Contracted orthodontic activity (UOA)	12,550
Contract start date	01/04/2012	Carry forward orthodontic activity (UOA)	168
Contract end date	31/03/2019	Baseline contract value	£707,734.52

ACCESS	Contract	England and Wales
24 month ratio of assessments to patient IDs	1.08	1.09

ACTIVITY


Month	Adjusted Scheduled Activity (UOA)	
	2017	2018
April	278	-166
May	608	-143
June	1,072	856
July	1,789	1,360
August	2,487	2,258
September	4,351	3,802
October	5,272	4,697
November	5,679	5,345
December	6,472	6,450
January	7,712	
February	8,768	
March	11,280	
April	11,932	
May	12,040	
June	12,382	

QUALITY

	Contract Quantity	Contract Base Number	Contract *	Region	England
% of all assessments that were assess and fit appliances (rolling 12 month period)	585	894	65.4%	56.4%	58.6%
% of all assessments that were assess and refuse (rolling 12 month period)	31	894	3.5%	11.2%	11.3%
% of all assessments that were assess and review (rolling 12 month period)	278	894	31.1%	32.4%	30.0%
% of terminated courses where treatment was abandoned or discontinued (rolling 12 month period)	48	668	7.2%	7.4%	7.4%
% of completed treatments indicating that PAR score was taken (year to date)	296	575	51.5%	60.0%	64.3%
Rate of removable appliances per 100 fixed appliances - proposed treatment (rolling 12 month period)	94	1,148	8.19	5.44	5.53
Rate of removable appliances per 100 fixed appliances - completed treatment (rolling 12 month period)	61	1,165	5.24	4.01	4.60
% of courses of treatment with removable appliances only - proposed treatment (rolling 12 month period)	5	585	0.9%	1.4%	1.9%
% of courses of treatment with removable appliances only - completed treatment (rolling 12 month period)	10	620	1.6%	0.9%	1.4%
% of patients satisfied with the treatment they have received (rolling 12 month period)	11	12	91.7%	95.8%	95.9%

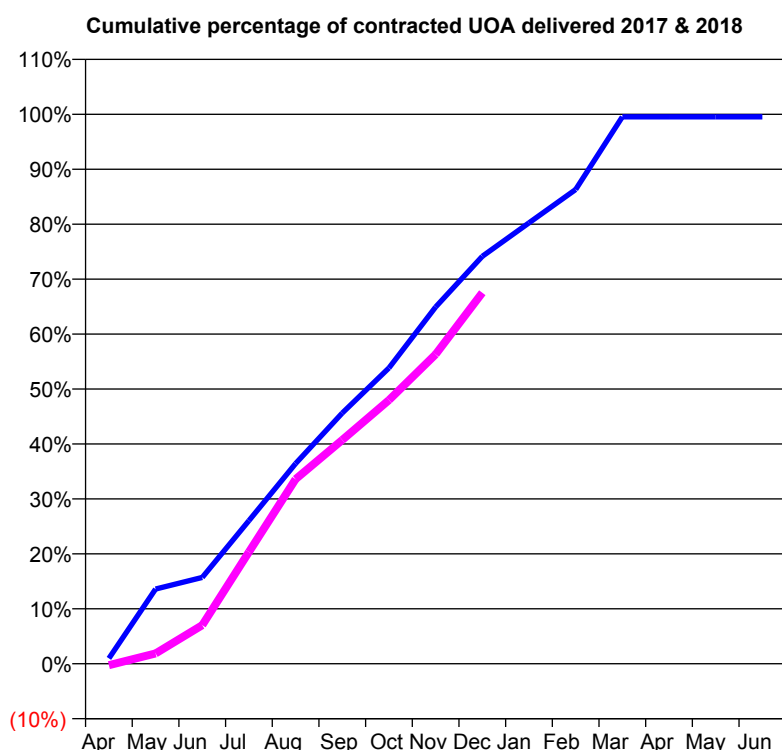
* Figures in italics indicate that the base number is less than 100.

Q49 - Vital Signs Orthodontic At a Glance Contract Report for 176648/0001 - December 2017

Name or company name	South Tyneside Smiles Limited
Contract type name	GDS Contract
Purpose of contract	General and Orthodontic
Contract start date	01/04/2008
Contract end date	

17/18 Contracted general activity (UDA)	85,974
Carry forward general activity (UDA)	-770
17/18 Contracted orthodontic activity (UOA)	2,119
Carry forward orthodontic activity (UOA)	7
Baseline contract value	£2,477,125.89

ACCESS	Contract	England and Wales
24 month ratio of assessments to patient IDs	1.06	1.09

ACTIVITY


Month	Adjusted Scheduled Activity (UOA)	
	2017	2018
April	21	-6
May	288	40
June	333	149
July	552	431
August	772	712
September	967	863
October	1,141	1,017
November	1,376	1,193
December	1,571	1,431
January	1,700	
February	1,829	
March	2,109	
April	2,109	
May	2,109	
June	2,109	

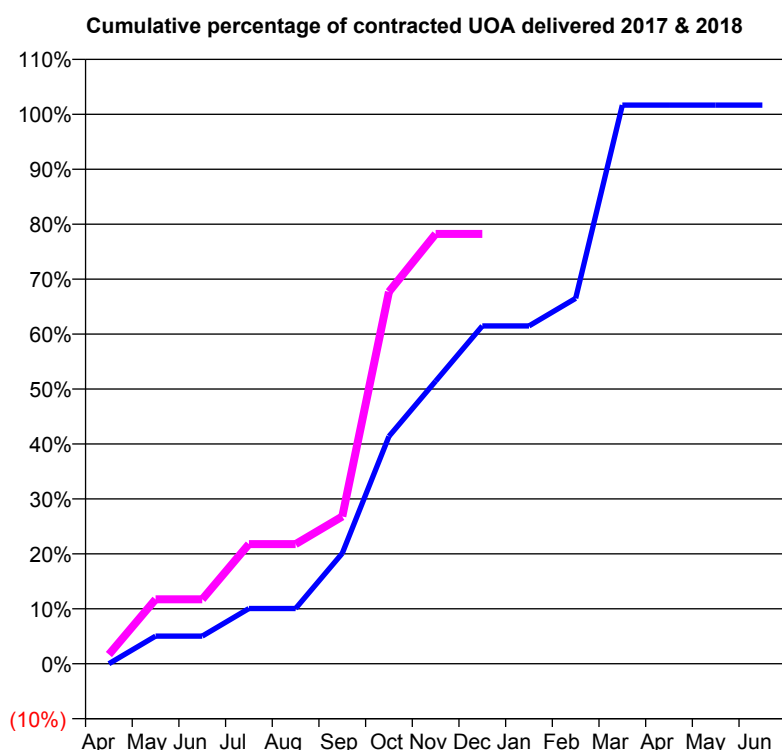
QUALITY	Contract Quantity	Contract Base Number	Contract *	Region	England
% of all assessments that were assess and fit appliances (rolling 12 month period)	92	153	60.1%	56.4%	58.6%
% of all assessments that were assess and refuse (rolling 12 month period)	24	153	15.7%	11.2%	11.3%
% of all assessments that were assess and review (rolling 12 month period)	37	153	24.2%	32.4%	30.0%
% of terminated courses where treatment was abandoned or discontinued (rolling 12 month period)	14	98	14.3%	7.4%	7.4%
% of completed treatments indicating that PAR score was taken (year to date)	60	61	98.4%	60.0%	64.3%
Rate of removable appliances per 100 fixed appliances - proposed treatment (rolling 12 month period)	4	178	2.25	5.44	5.53
Rate of removable appliances per 100 fixed appliances - completed treatment (rolling 12 month period)	6	165	3.64	4.01	4.60
% of courses of treatment with removable appliances only - proposed treatment (rolling 12 month period)	0	92	0.0%	1.4%	1.9%
% of courses of treatment with removable appliances only - completed treatment (rolling 12 month period)	0	84	0.0%	0.9%	1.4%
% of patients satisfied with the treatment they have received (rolling 12 month period)	2	2	100.0%	95.8%	95.9%

* Figures in italics indicate that the base number is less than 100.

Q49 - Vital Signs Orthodontic At a Glance Contract Report for 177644/0001 - December 2017

Name or company name	Goodteeth Dental Surgeries Ltd	17/18 Contracted general activity (UDA)	8,745
Contract type name	GDS Contract	Carry forward general activity (UDA)	-175
Purpose of contract	General and Orthodontic	17/18 Contracted orthodontic activity (UOA)	418
Contract start date	01/09/2009	Carry forward orthodontic activity (UOA)	-7
Contract end date		Baseline contract value	£236,393.67

ACCESS	Contract	England and Wales
24 month ratio of assessments to patient IDs	1.02	1.09

ACTIVITY


Month	Adjusted Scheduled Activity (UOA)	
	2017	2018
April	0	7
May	21	49
June	21	49
July	42	91
August	42	91
September	84	112
October	173	283
November	215	327
December	257	327
January	257	
February	278	
March	425	
April	425	
May	425	
June	425	

QUALITY	Contract Quantity	Contract Base Number	Contract *	Region	England
% of all assessments that were assess and fit appliances (rolling 12 month period)	23	26	88.5%	56.4%	58.6%
% of all assessments that were assess and refuse (rolling 12 month period)	1	26	3.8%	11.2%	11.3%
% of all assessments that were assess and review (rolling 12 month period)	2	26	7.7%	32.4%	30.0%
% of terminated courses where treatment was abandoned or discontinued (rolling 12 month period)	0	0	N/A	7.4%	7.4%
% of completed treatments indicating that PAR score was taken (year to date)	0	0	N/A	60.0%	64.3%
Rate of removable appliances per 100 fixed appliances - proposed treatment (rolling 12 month period)	0	22	0.00	5.44	5.53
Rate of removable appliances per 100 fixed appliances - completed treatment (rolling 12 month period)	0	0	N/A	4.01	4.60
% of courses of treatment with removable appliances only - proposed treatment (rolling 12 month period)	0	23	0.0%	1.4%	1.9%
% of courses of treatment with removable appliances only - completed treatment (rolling 12 month period)	0	0	N/A	0.9%	1.4%
% of patients satisfied with the treatment they have received (rolling 12 month period)	1	1	100.0%	95.8%	95.9%

* Figures in italics indicate that the base number is less than 100.

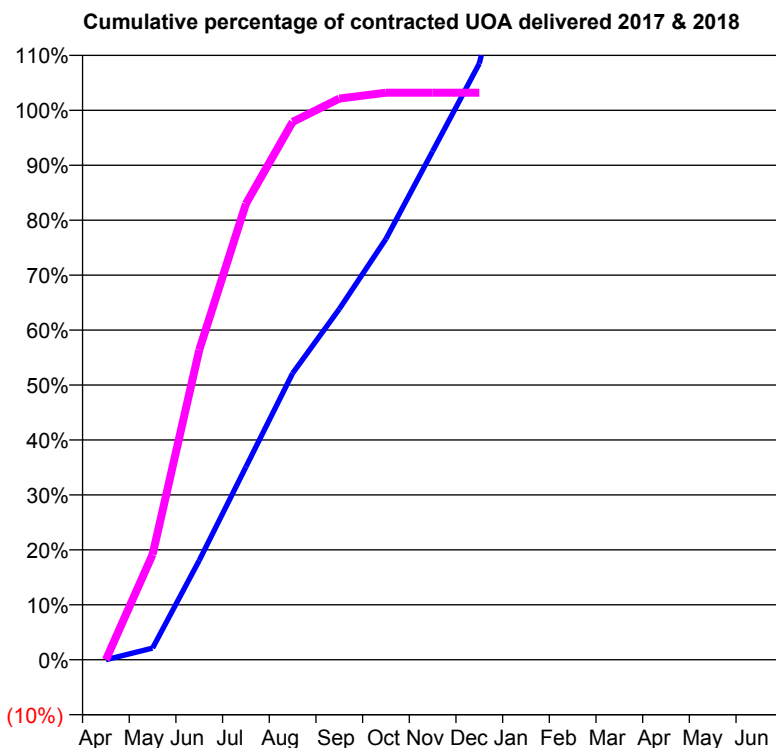
Q49 - Vital Signs Orthodontic At a Glance Contract Report for 177709/0001 - December 2017

Name or company name	Green Dental Partnership
Contract type name	GDS Contract
Purpose of contract	General and Orthodontic
Contract start date	01/04/2013
Contract end date	

17/18 Contracted general activity (UDA)	1,466
Carry forward general activity (UDA)	0
17/18 Contracted orthodontic activity (UOA)	94
Carry forward orthodontic activity (UOA)	0
Baseline contract value	£37,388.23

ACCESS

	Contract	England and Wales
24 month ratio of assessments to patient IDs	1.65	1.09

ACTIVITY


Month	Adjusted Scheduled Activity (UOA)	
	2017	2018
April	0	0
May	2	18
June	17	53
July	33	78
August	49	92
September	60	96
October	72	97
November	87	97
December	102	97
January	133	
February	141	
March	179	
April	179	
May	186	
June	186	

QUALITY

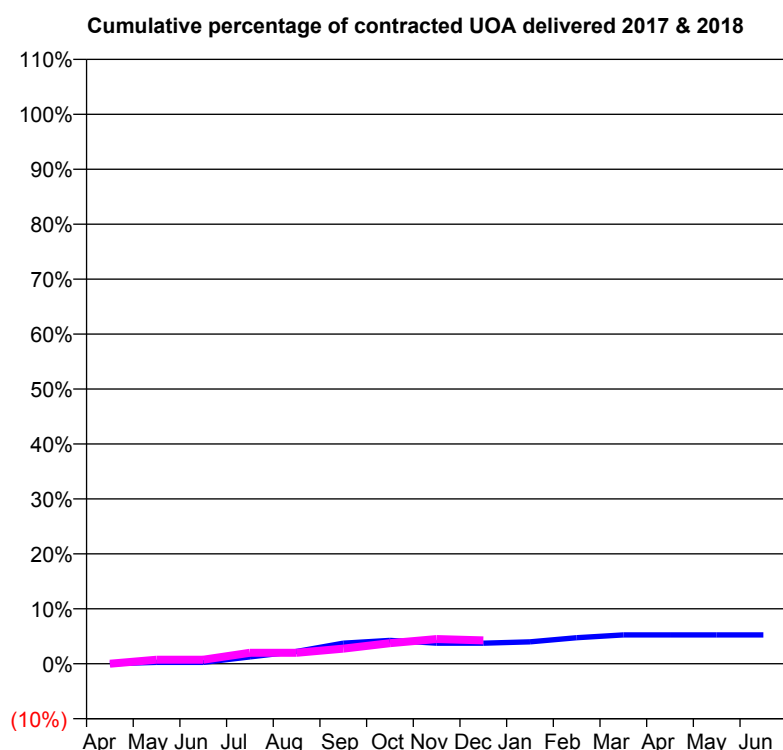
	Contract Quantity	Contract Base Number	Contract *	Region	England
% of all assessments that were assess and fit appliances (rolling 12 month period)	0	188	0.0%	56.4%	58.6%
% of all assessments that were assess and refuse (rolling 12 month period)	0	188	0.0%	11.2%	11.3%
% of all assessments that were assess and review (rolling 12 month period)	188	188	100.0%	32.4%	30.0%
% of terminated courses where treatment was abandoned or discontinued (rolling 12 month period)	0	0	N/A	7.4%	7.4%
% of completed treatments indicating that PAR score was taken (year to date)	0	0	N/A	60.0%	64.3%
Rate of removable appliances per 100 fixed appliances - proposed treatment (rolling 12 month period)	0	0	N/A	5.44	5.53
Rate of removable appliances per 100 fixed appliances - completed treatment (rolling 12 month period)	0	0	N/A	4.01	4.60
% of courses of treatment with removable appliances only - proposed treatment (rolling 12 month period)	0	0	N/A	1.4%	1.9%
% of courses of treatment with removable appliances only - completed treatment (rolling 12 month period)	0	0	N/A	0.9%	1.4%
% of patients satisfied with the treatment they have received (rolling 12 month period)	0	0	N/A	95.8%	95.9%

* Figures in italics indicate that the base number is less than 100.

Q49 - Vital Signs Orthodontic At a Glance Contract Report for 183962/0001 - December 2017

Name or company name	Goodwin and Associates	17/18 Contracted general activity (UDA)	14,876
Contract type name	Pilot Contract	Carry forward general activity (UDA)	0
Purpose of contract	General and Orthodontic	17/18 Contracted orthodontic activity (UOA)	400
Contract start date	01/04/2008	Carry forward orthodontic activity (UOA)	0
Contract end date		Baseline contract value	£773,020.39

ACCESS	Contract	England and Wales
24 month ratio of assessments to patient IDs	1.02	1.09

ACTIVITY


Month	Adjusted Scheduled Activity (UOA)	
	2017	2018
April	0	0
May	1	3
June	1	3
July	5	8
August	9	8
September	15	11
October	17	15
November	15	18
December	15	17
January	16	
February	19	
March	21	
April	21	
May	21	
June	21	

QUALITY	Contract Quantity	Contract Base Number	Contract *	Region	England
% of all assessments that were assess and fit appliances (rolling 12 month period)	0	25	0.0%	56.4%	58.6%
% of all assessments that were assess and refuse (rolling 12 month period)	2	25	8.0%	11.2%	11.3%
% of all assessments that were assess and review (rolling 12 month period)	23	25	92.0%	32.4%	30.0%
% of terminated courses where treatment was abandoned or discontinued (rolling 12 month period)	0	0	N/A	7.4%	7.4%
% of completed treatments indicating that PAR score was taken (year to date)	0	0	N/A	60.0%	64.3%
Rate of removable appliances per 100 fixed appliances - proposed treatment (rolling 12 month period)	0	0	N/A	5.44	5.53
Rate of removable appliances per 100 fixed appliances - completed treatment (rolling 12 month period)	0	0	N/A	4.01	4.60
% of courses of treatment with removable appliances only - proposed treatment (rolling 12 month period)	0	0	N/A	1.4%	1.9%
% of courses of treatment with removable appliances only - completed treatment (rolling 12 month period)	0	0	N/A	0.9%	1.4%
% of patients satisfied with the treatment they have received (rolling 12 month period)	0	0	N/A	95.8%	95.9%

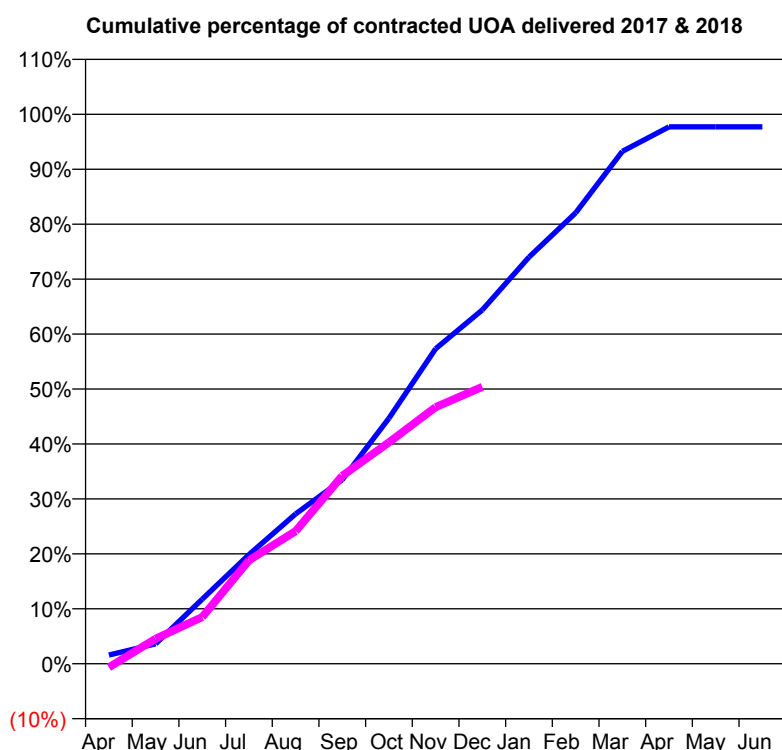
* Figures in italics indicate that the base number is less than 100.

Q49 - Vital Signs Orthodontic At a Glance Contract Report for 186872/0018 - December 2017

Name or company name	ORTHOWORLD 2000 LTD
Contract type name	PDS Contract
Purpose of contract	Orthodontic
Contract start date	01/07/2012
Contract end date	31/03/2019

17/18 Contracted general activity (UDA)	0
Carry forward general activity (UDA)	0
17/18 Contracted orthodontic activity (UOA)	9,586
Carry forward orthodontic activity (UOA)	215
Baseline contract value	£550,748.29

ACCESS	Contract	England and Wales
24 month ratio of assessments to patient IDs	1.04	1.09

ACTIVITY


Month	Adjusted Scheduled Activity (UOA)	
	2017	2018
April	152	-65
May	348	436
June	1,128	816
July	1,905	1,803
August	2,614	2,314
September	3,211	3,279
October	4,284	3,863
November	5,496	4,477
December	6,172	4,830
January	7,095	
February	7,867	
March	8,938	
April	9,366	
May	9,366	
June	9,367	

QUALITY	Contract Quantity	Contract Base Number	Contract *	Region	England
% of all assessments that were assess and fit appliances (rolling 12 month period)	393	542	72.5%	56.4%	58.6%
% of all assessments that were assess and refuse (rolling 12 month period)	74	542	13.7%	11.2%	11.3%
% of all assessments that were assess and review (rolling 12 month period)	75	542	13.8%	32.4%	30.0%
% of terminated courses where treatment was abandoned or discontinued (rolling 12 month period)	36	174	20.7%	7.4%	7.4%
% of completed treatments indicating that PAR score was taken (year to date)	57	85	67.1%	60.0%	64.3%
Rate of removable appliances per 100 fixed appliances - proposed treatment (rolling 12 month period)	49	776	6.31	5.44	5.53
Rate of removable appliances per 100 fixed appliances - completed treatment (rolling 12 month period)	8	256	3.13	4.01	4.60
% of courses of treatment with removable appliances only - proposed treatment (rolling 12 month period)	1	393	0.3%	1.4%	1.9%
% of courses of treatment with removable appliances only - completed treatment (rolling 12 month period)	2	138	1.4%	0.9%	1.4%
% of patients satisfied with the treatment they have received (rolling 12 month period)	9	9	100.0%	95.8%	95.9%

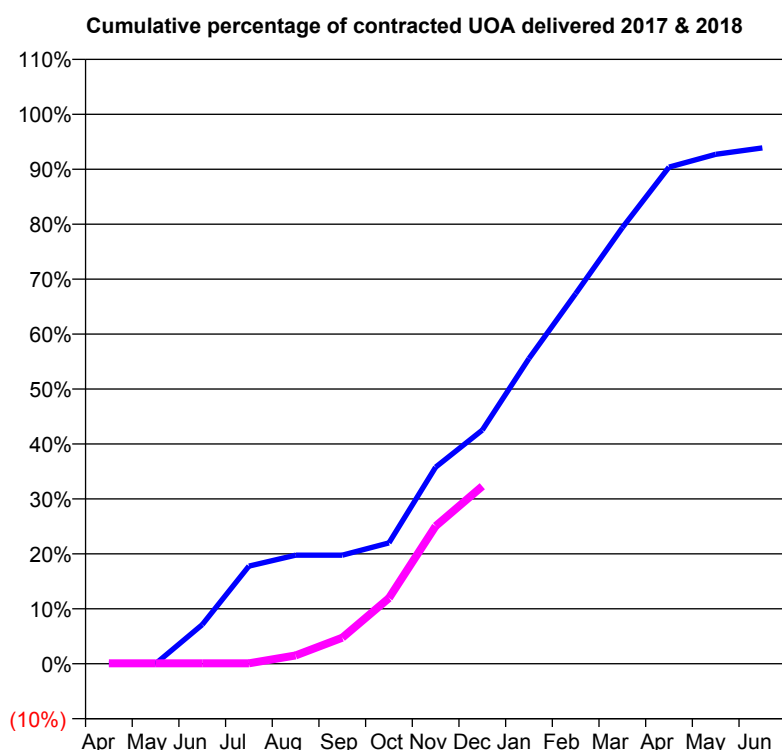
* Figures in italics indicate that the base number is less than 100.

Q49 - Vital Signs Orthodontic At a Glance Contract Report for 191639/0001 - December 2017

Name or company name	Osborne Orthodontics Ltd
Contract type name	PDS Contract
Purpose of contract	Orthodontic
Contract start date	01/01/2013
Contract end date	31/03/2019

17/18 Contracted general activity (UDA)	0
Carry forward general activity (UDA)	0
17/18 Contracted orthodontic activity (UOA)	5,411
Carry forward orthodontic activity (UOA)	-5
Baseline contract value	£310,973.04

ACCESS	Contract	England and Wales
24 month ratio of assessments to patient IDs	1.05	1.09

ACTIVITY


Month	Adjusted Scheduled Activity (UOA)	
	2017	2018
April	0	5
May	0	5
June	385	5
July	962	5
August	1,069	82
September	1,069	257
October	1,190	647
November	1,936	1,356
December	2,301	1,748
January	3,006	
February	3,645	
March	4,295	
April	4,890	
May	5,017	
June	5,080	

QUALITY	Contract Quantity	Contract Base Number	Contract *	Region	England
% of all assessments that were assess and fit appliances (rolling 12 month period)	232	323	71.8%	56.4%	58.6%
% of all assessments that were assess and refuse (rolling 12 month period)	62	323	19.2%	11.2%	11.3%
% of all assessments that were assess and review (rolling 12 month period)	29	323	9.0%	32.4%	30.0%
% of terminated courses where treatment was abandoned or discontinued (rolling 12 month period)	9	199	4.5%	7.4%	7.4%
% of completed treatments indicating that PAR score was taken (year to date)	99	109	90.8%	60.0%	64.3%
Rate of removable appliances per 100 fixed appliances - proposed treatment (rolling 12 month period)	16	365	4.38	5.44	5.53
Rate of removable appliances per 100 fixed appliances - completed treatment (rolling 12 month period)	5	289	1.73	4.01	4.60
% of courses of treatment with removable appliances only - proposed treatment (rolling 12 month period)	4	232	1.7%	1.4%	1.9%
% of courses of treatment with removable appliances only - completed treatment (rolling 12 month period)	0	190	0.0%	0.9%	1.4%
% of patients satisfied with the treatment they have received (rolling 12 month period)	3	3	100.0%	95.8%	95.9%

* Figures in italics indicate that the base number is less than 100.

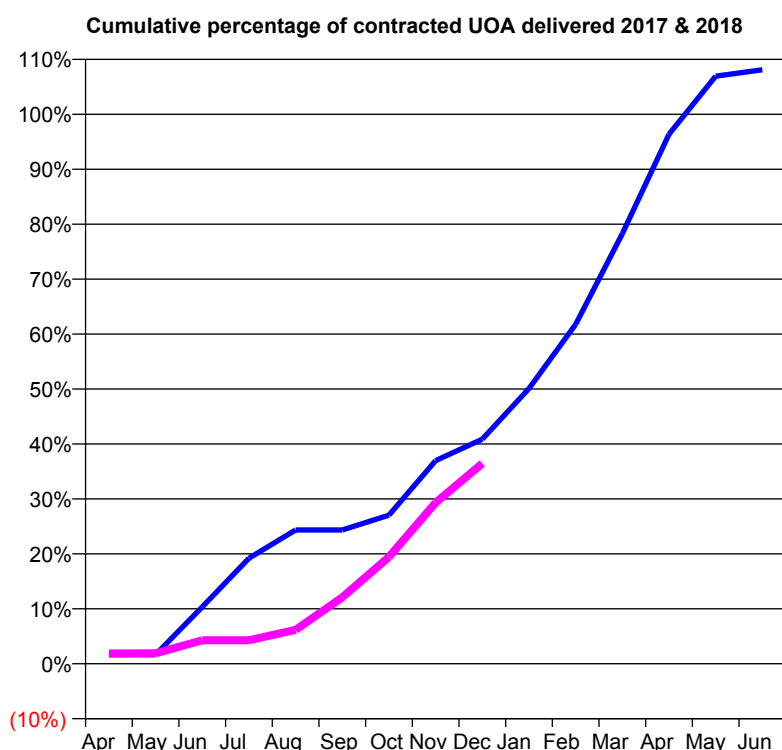
Q49 - Vital Signs Orthodontic At a Glance Contract Report for 191639/0002 - December 2017

Name or company name	Osborne Orthodontics Ltd
Contract type name	PDS Contract
Purpose of contract	Orthodontic
Contract start date	01/01/2013
Contract end date	31/03/2019

17/18 Contracted general activity (UDA)	0
Carry forward general activity (UDA)	0
17/18 Contracted orthodontic activity (UOA)	5,411
Carry forward orthodontic activity (UOA)	-102
Baseline contract value	£310,973.04

ACCESS	Contract	England and Wales
--------	----------	-------------------

24 month ratio of assessments to patient IDs	1.05	1.09
--	------	------

ACTIVITY


Month	Adjusted Scheduled Activity (UOA)	
	2017	2018
April	90	102
May	90	103
June	560	232
July	1,039	232
August	1,318	334
September	1,318	654
October	1,463	1,052
November	2,001	1,587
December	2,212	1,973
January	2,711	
February	3,343	
March	4,236	
April	5,215	
May	5,786	
June	5,849	

QUALITY	Contract Quantity	Contract Base Number	Contract *	Region	England
---------	-------------------	----------------------	------------	--------	---------

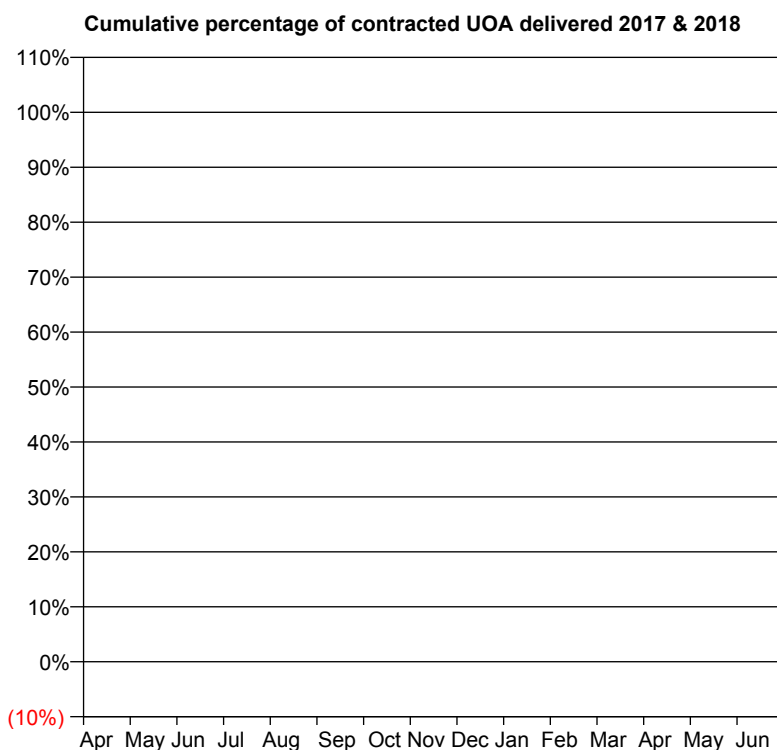
% of all assessments that were assess and fit appliances (rolling 12 month period)	266	365	72.9%	56.4%	58.6%
% of all assessments that were assess and refuse (rolling 12 month period)	75	365	20.5%	11.2%	11.3%
% of all assessments that were assess and review (rolling 12 month period)	24	365	6.6%	32.4%	30.0%
% of terminated courses where treatment was abandoned or discontinued (rolling 12 month period)	7	225	3.1%	7.4%	7.4%
% of completed treatments indicating that PAR score was taken (year to date)	133	147	90.5%	60.0%	64.3%
Rate of removable appliances per 100 fixed appliances - proposed treatment (rolling 12 month period)	19	393	4.83	5.44	5.53
Rate of removable appliances per 100 fixed appliances - completed treatment (rolling 12 month period)	3	312	0.96	4.01	4.60
% of courses of treatment with removable appliances only - proposed treatment (rolling 12 month period)	2	266	0.8%	1.4%	1.9%
% of courses of treatment with removable appliances only - completed treatment (rolling 12 month period)	1	218	0.5%	0.9%	1.4%
% of patients satisfied with the treatment they have received (rolling 12 month period)	5	5	100.0%	95.8%	95.9%

* Figures in italics indicate that the base number is less than 100.

Q49 - Vital Signs Orthodontic At a Glance Contract Report for 192937/0001 - December 2017

Name or company name	Cumbria P'ship NHS FT - Furness & South	17/18 Contracted general activity (UDA)	0
Contract type name	PDS Contract	Carry forward general activity (UDA)	0
Purpose of contract	General	17/18 Contracted orthodontic activity (UOA)	0
Contract start date	06/10/2014	Carry forward orthodontic activity (UOA)	0
Contract end date	31/03/2018	Baseline contract value	£0.00

ACCESS	Contract	England and Wales
24 month ratio of assessments to patient IDs	1.18	1.09

ACTIVITY


Month	Adjusted Scheduled Activity (UOA)	
	2017	2018
April	0	45
May	89	288
June	309	361
July	643	501
August	948	706
September	1,170	775
October	1,350	869
November	1,556	1,107
December	1,697	1,249
January	1,752	
February	1,892	
March	1,957	
April	1,967	
May	1,968	
June	1,968	

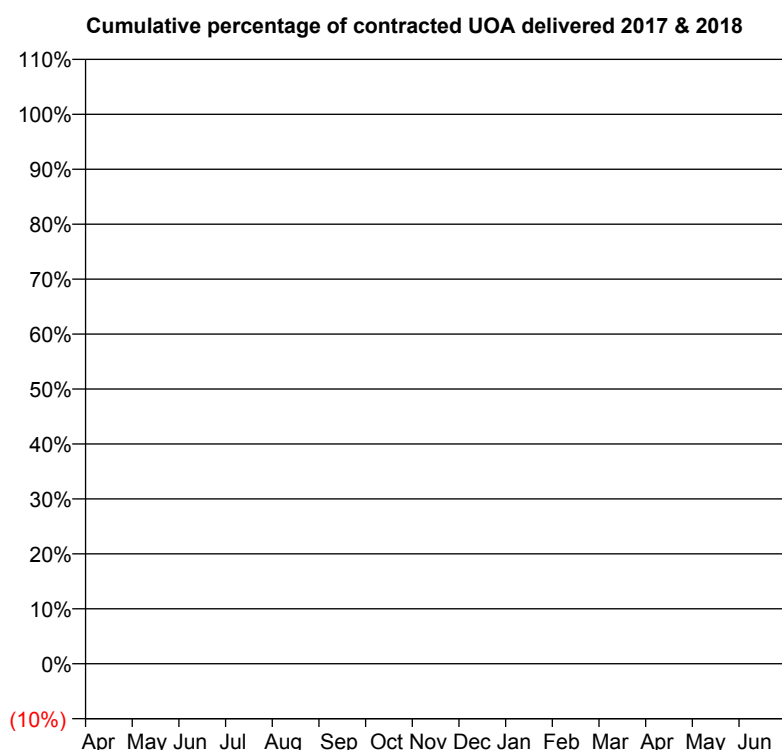
QUALITY	Contract Quantity	Contract Base Number	Contract *	Region	England
% of all assessments that were assess and fit appliances (rolling 12 month period)	67	213	31.5%	56.4%	58.6%
% of all assessments that were assess and refuse (rolling 12 month period)	14	213	6.6%	11.2%	11.3%
% of all assessments that were assess and review (rolling 12 month period)	132	213	62.0%	32.4%	30.0%
% of terminated courses where treatment was abandoned or discontinued (rolling 12 month period)	3	34	8.8%	7.4%	7.4%
% of completed treatments indicating that PAR score was taken (year to date)	21	23	91.3%	60.0%	64.3%
Rate of removable appliances per 100 fixed appliances - proposed treatment (rolling 12 month period)	28	45	62.22	5.44	5.53
Rate of removable appliances per 100 fixed appliances - completed treatment (rolling 12 month period)	1	22	4.55	4.01	4.60
% of courses of treatment with removable appliances only - proposed treatment (rolling 12 month period)	27	67	40.3%	1.4%	1.9%
% of courses of treatment with removable appliances only - completed treatment (rolling 12 month period)	0	31	0.0%	0.9%	1.4%
% of patients satisfied with the treatment they have received (rolling 12 month period)	3	3	100.0%	95.8%	95.9%

* Figures in italics indicate that the base number is less than 100.

Q49 - Vital Signs Orthodontic At a Glance Contract Report for 194689/0002 - December 2017

Name or company name	Northumbria HC Trust NHS Foundation Tru	17/18 Contracted general activity (UDA)	0
Contract type name	PDS Contract	Carry forward general activity (UDA)	0
Purpose of contract	General	17/18 Contracted orthodontic activity (UOA)	0
Contract start date	01/10/2006	Carry forward orthodontic activity (UOA)	0
Contract end date	31/03/2020	Baseline contract value	£0.00

ACCESS	Contract	England and Wales
24 month ratio of assessments to patient IDs	1.20	1.09

ACTIVITY


Month	Adjusted Scheduled Activity (UOA)	
	2017	2018
April	22	0
May	102	266
June	332	474
July	745	753
August	962	1,184
September	1,352	1,306
October	1,672	1,546
November	2,216	1,793
December	2,692	2,149
January	3,212	
February	3,458	
March	3,642	
April	4,096	
May	4,164	
June	4,164	

QUALITY	Contract Quantity	Contract Base Number	Contract *	Region	England
% of all assessments that were assess and fit appliances (rolling 12 month period)	161	410	39.3%	56.4%	58.6%
% of all assessments that were assess and refuse (rolling 12 month period)	44	410	10.7%	11.2%	11.3%
% of all assessments that were assess and review (rolling 12 month period)	205	410	50.0%	32.4%	30.0%
% of terminated courses where treatment was abandoned or discontinued (rolling 12 month period)	47	174	27.0%	7.4%	7.4%
% of completed treatments indicating that PAR score was taken (year to date)	87	93	93.5%	60.0%	64.3%
Rate of removable appliances per 100 fixed appliances - proposed treatment (rolling 12 month period)	19	134	14.18	5.44	5.53
Rate of removable appliances per 100 fixed appliances - completed treatment (rolling 12 month period)	15	87	17.24	4.01	4.60
% of courses of treatment with removable appliances only - proposed treatment (rolling 12 month period)	0	161	0.0%	1.4%	1.9%
% of courses of treatment with removable appliances only - completed treatment (rolling 12 month period)	1	127	0.8%	0.9%	1.4%
% of patients satisfied with the treatment they have received (rolling 12 month period)	5	6	83.3%	95.8%	95.9%

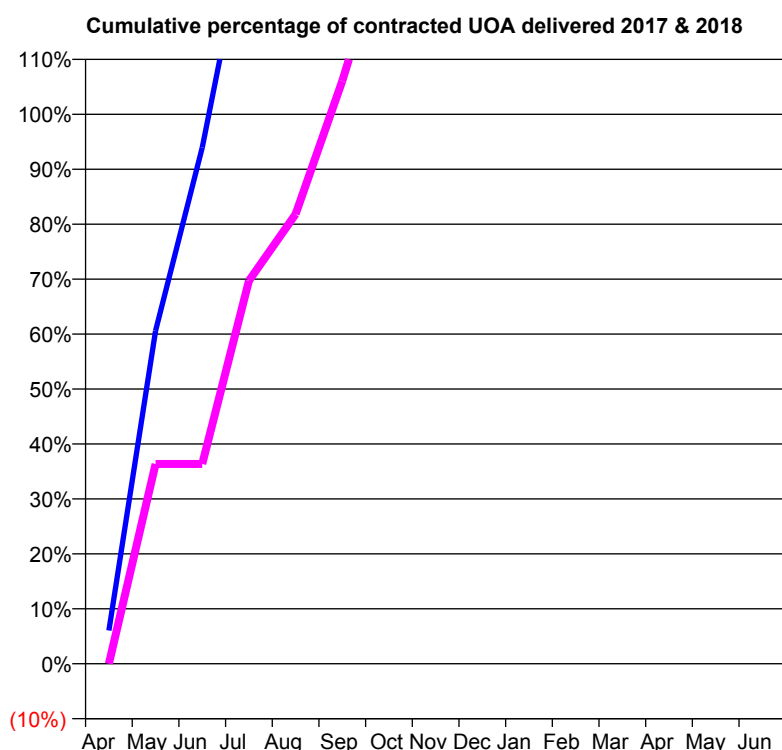
* Figures in italics indicate that the base number is less than 100.

Q49 - Vital Signs Orthodontic At a Glance Contract Report for 214922/0001 - December 2017

Name or company name	MISS AL DAVIDSON
Contract type name	GDS Contract
Purpose of contract	General and Orthodontic
Contract start date	01/04/2006
Contract end date	

17/18 Contracted general activity (UDA)	650
Carry forward general activity (UDA)	20
17/18 Contracted orthodontic activity (UOA)	33
Carry forward orthodontic activity (UOA)	0
Baseline contract value	£21,472.87

ACCESS	Contract	England and Wales
24 month ratio of assessments to patient IDs	1.64	1.09

ACTIVITY


Month	Adjusted Scheduled Activity (UOA)	
	2017	2018
April	2	0
May	20	12
June	31	12
July	45	23
August	57	27
September	65	35
October	75	44
November	98	45
December	102	51
January	110	
February	135	
March	136	
April	140	
May	140	
June	140	

QUALITY	Contract Quantity	Contract Base Number	Contract *	Region	England
% of all assessments that were assess and fit appliances (rolling 12 month period)	1	69	1.4%	56.4%	58.6%
% of all assessments that were assess and refuse (rolling 12 month period)	0	69	0.0%	11.2%	11.3%
% of all assessments that were assess and review (rolling 12 month period)	68	69	98.6%	32.4%	30.0%
% of terminated courses where treatment was abandoned or discontinued (rolling 12 month period)	0	0	N/A	7.4%	7.4%
% of completed treatments indicating that PAR score was taken (year to date)	0	0	N/A	60.0%	64.3%
Rate of removable appliances per 100 fixed appliances - proposed treatment (rolling 12 month period)	0	0	N/A	5.44	5.53
Rate of removable appliances per 100 fixed appliances - completed treatment (rolling 12 month period)	0	0	N/A	4.01	4.60
% of courses of treatment with removable appliances only - proposed treatment (rolling 12 month period)	0	1	0.0%	1.4%	1.9%
% of courses of treatment with removable appliances only - completed treatment (rolling 12 month period)	0	0	N/A	0.9%	1.4%
% of patients satisfied with the treatment they have received (rolling 12 month period)	0	0	N/A	95.8%	95.9%

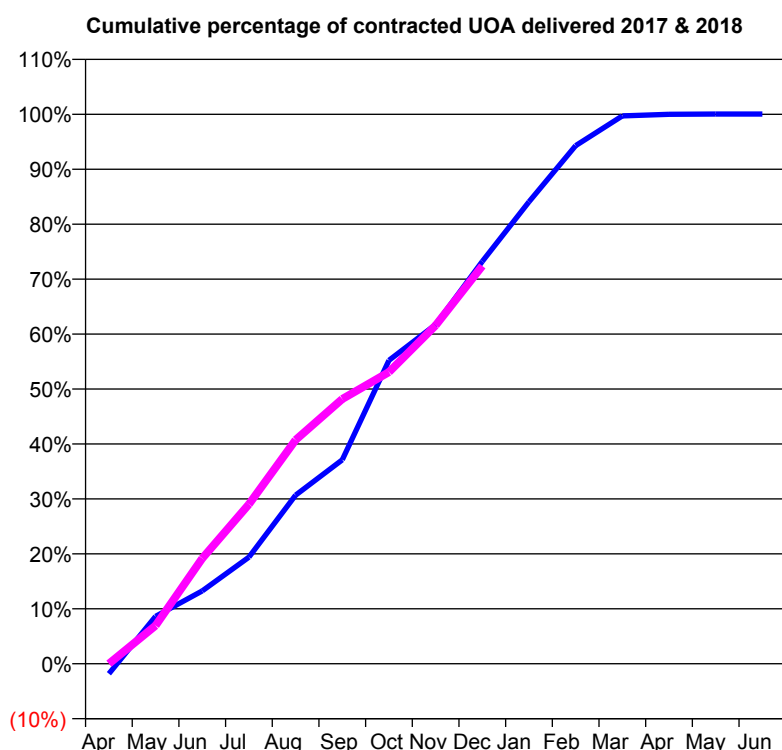
* Figures in italics indicate that the base number is less than 100.

Q49 - Vital Signs Orthodontic At a Glance Contract Report for 214973/0001 - December 2017

Name or company name	MISS SM MATTHEW
Contract type name	PDS Contract
Purpose of contract	Orthodontic
Contract start date	01/04/2006
Contract end date	31/03/2018

17/18 Contracted general activity (UDA)	0
Carry forward general activity (UDA)	0
17/18 Contracted orthodontic activity (UOA)	2,820
Carry forward orthodontic activity (UOA)	0
Baseline contract value	£184,944.75

ACCESS	Contract	England and Wales
24 month ratio of assessments to patient IDs	1.14	1.09

ACTIVITY


Month	Adjusted Scheduled Activity (UOA)	
	2017	2018
April	-52	0
May	243	196
June	374	541
July	547	819
August	865	1,149
September	1,047	1,359
October	1,557	1,497
November	1,741	1,737
December	2,065	2,042
January	2,371	
February	2,659	
March	2,812	
April	2,820	
May	2,821	
June	2,821	

QUALITY	Contract Quantity	Contract Base Number	Contract *	Region	England
% of all assessments that were assess and fit appliances (rolling 12 month period)	131	370	35.4%	56.4%	58.6%
% of all assessments that were assess and refuse (rolling 12 month period)	51	370	13.8%	11.2%	11.3%
% of all assessments that were assess and review (rolling 12 month period)	188	370	50.8%	32.4%	30.0%
% of terminated courses where treatment was abandoned or discontinued (rolling 12 month period)	20	115	17.4%	7.4%	7.4%
% of completed treatments indicating that PAR score was taken (year to date)	71	74	95.9%	60.0%	64.3%
Rate of removable appliances per 100 fixed appliances - proposed treatment (rolling 12 month period)	52	204	25.49	5.44	5.53
Rate of removable appliances per 100 fixed appliances - completed treatment (rolling 12 month period)	12	149	8.05	4.01	4.60
% of courses of treatment with removable appliances only - proposed treatment (rolling 12 month period)	4	131	3.1%	1.4%	1.9%
% of courses of treatment with removable appliances only - completed treatment (rolling 12 month period)	2	95	2.1%	0.9%	1.4%
% of patients satisfied with the treatment they have received (rolling 12 month period)	6	6	100.0%	95.8%	95.9%

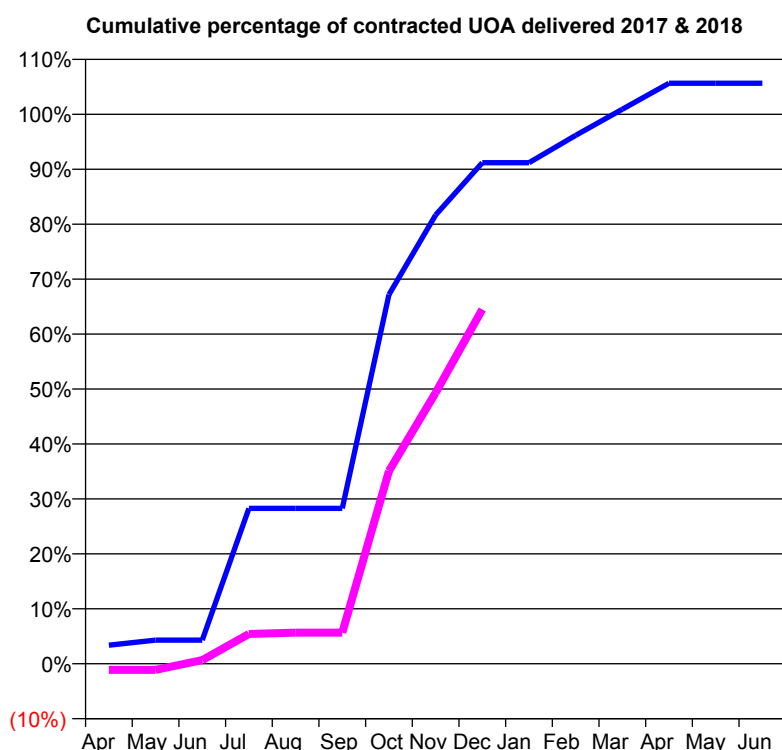
* Figures in italics indicate that the base number is less than 100.

Q49 - Vital Signs Orthodontic At a Glance Contract Report for 215031/0001 - December 2017

Name or company name	MR RJ GOVAN
Contract type name	GDS Contract
Purpose of contract	General and Orthodontic
Contract start date	01/04/2006
Contract end date	

17/18 Contracted general activity (UDA)	1,100
Carry forward general activity (UDA)	0
17/18 Contracted orthodontic activity (UOA)	442
Carry forward orthodontic activity (UOA)	5
Baseline contract value	£47,366.92

ACCESS	Contract	England and Wales
24 month ratio of assessments to patient IDs	1.08	1.09

ACTIVITY


Month	Adjusted Scheduled Activity (UOA)	
	2017	2018
April	15	-5
May	19	-5
June	19	3
July	125	24
August	125	25
September	125	25
October	297	155
November	361	218
December	403	285
January	403	
February	425	
March	446	
April	467	
May	467	
June	467	

QUALITY	Contract Quantity	Contract Base Number	Contract *	Region	England
% of all assessments that were assess and fit appliances (rolling 12 month period)	20	22	90.9%	56.4%	58.6%
% of all assessments that were assess and refuse (rolling 12 month period)	0	22	0.0%	11.2%	11.3%
% of all assessments that were assess and review (rolling 12 month period)	2	22	9.1%	32.4%	30.0%
% of terminated courses where treatment was abandoned or discontinued (rolling 12 month period)	3	19	15.8%	7.4%	7.4%
% of completed treatments indicating that PAR score was taken (year to date)	8	10	80.0%	60.0%	64.3%
Rate of removable appliances per 100 fixed appliances - proposed treatment (rolling 12 month period)	0	0	N/A	5.44	5.53
Rate of removable appliances per 100 fixed appliances - completed treatment (rolling 12 month period)	1	20	5.00	4.01	4.60
% of courses of treatment with removable appliances only - proposed treatment (rolling 12 month period)	0	20	0.0%	1.4%	1.9%
% of courses of treatment with removable appliances only - completed treatment (rolling 12 month period)	0	16	0.0%	0.9%	1.4%
% of patients satisfied with the treatment they have received (rolling 12 month period)	2	2	100.0%	95.8%	95.9%

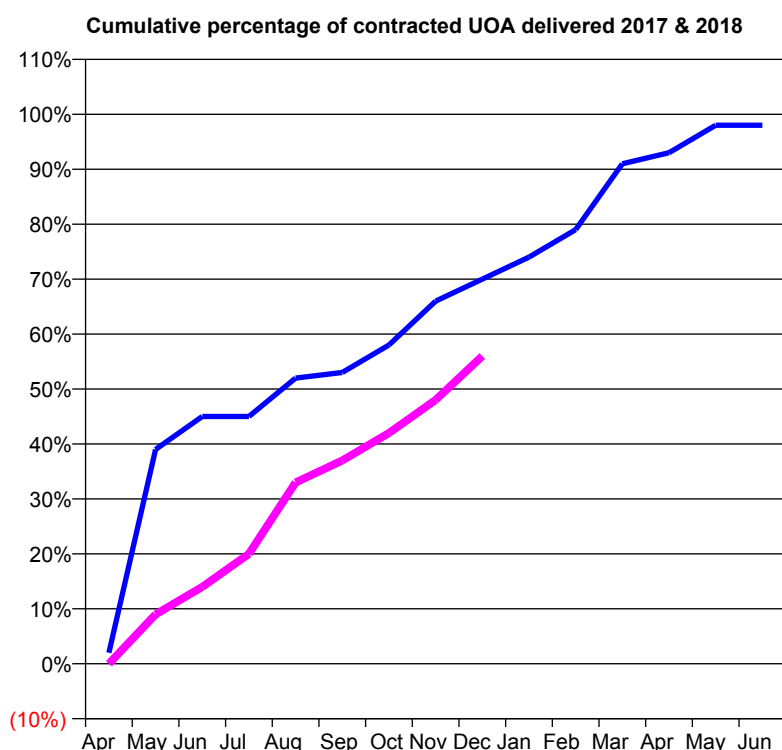
* Figures in italics indicate that the base number is less than 100.

Q49 - Vital Signs Orthodontic At a Glance Contract Report for 219576/0001 - December 2017

Name or company name	MR DJ WHITE
Contract type name	GDS Contract
Purpose of contract	General and Orthodontic
Contract start date	01/04/2006
Contract end date	

17/18 Contracted general activity (UDA)	29,524
Carry forward general activity (UDA)	-366
17/18 Contracted orthodontic activity (UOA)	100
Carry forward orthodontic activity (UOA)	2
Baseline contract value	£791,541.31

ACCESS	Contract	England and Wales
24 month ratio of assessments to patient IDs	1.01	1.09

ACTIVITY


Month	Adjusted Scheduled Activity (UOA)	
	2017	2018
April	2	-0
May	39	9
June	45	14
July	45	20
August	52	33
September	53	37
October	58	42
November	66	48
December	70	56
January	74	
February	79	
March	91	
April	93	
May	98	
June	98	

QUALITY	Contract Quantity	Contract Base Number	Contract *	Region	England
% of all assessments that were assess and fit appliances (rolling 12 month period)	0	87	0.0%	56.4%	58.6%
% of all assessments that were assess and refuse (rolling 12 month period)	0	87	0.0%	11.2%	11.3%
% of all assessments that were assess and review (rolling 12 month period)	87	87	100.0%	32.4%	30.0%
% of terminated courses where treatment was abandoned or discontinued (rolling 12 month period)	1	1	100.0%	7.4%	7.4%
% of completed treatments indicating that PAR score was taken (year to date)	0	0	N/A	60.0%	64.3%
Rate of removable appliances per 100 fixed appliances - proposed treatment (rolling 12 month period)	0	0	N/A	5.44	5.53
Rate of removable appliances per 100 fixed appliances - completed treatment (rolling 12 month period)	0	0	N/A	4.01	4.60
% of courses of treatment with removable appliances only - proposed treatment (rolling 12 month period)	0	0	N/A	1.4%	1.9%
% of courses of treatment with removable appliances only - completed treatment (rolling 12 month period)	0	0	N/A	0.9%	1.4%
% of patients satisfied with the treatment they have received (rolling 12 month period)	0	0	N/A	95.8%	95.9%

* Figures in italics indicate that the base number is less than 100.

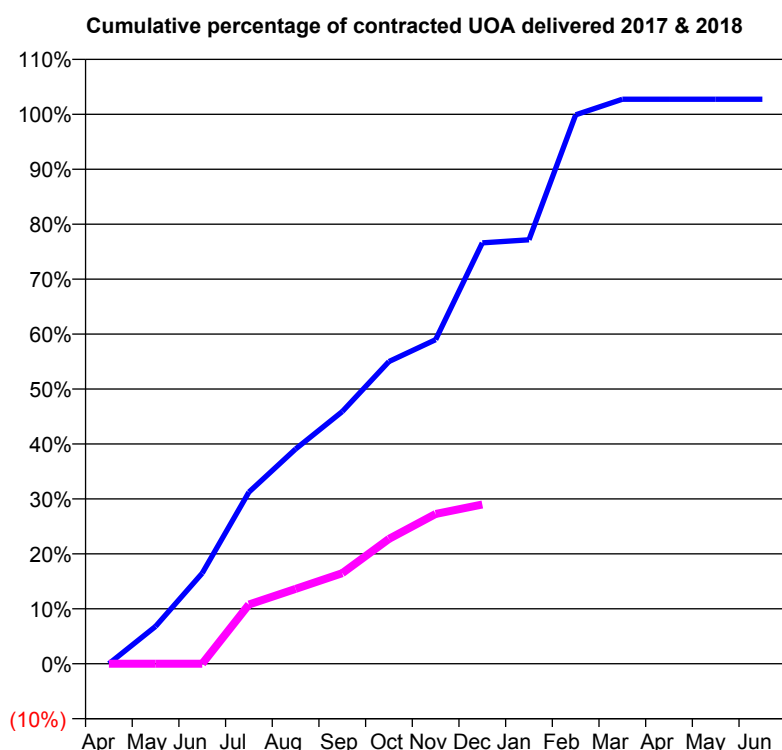
Q49 - Vital Signs Orthodontic At a Glance Contract Report for 245380/0001 - December 2017

Name or company name	MR JI SPEDDING
Contract type name	GDS Contract
Purpose of contract	General and Orthodontic
Contract start date	01/04/2006
Contract end date	

17/18 Contracted general activity (UDA)	3,500
Carry forward general activity (UDA)	0
17/18 Contracted orthodontic activity (UOA)	176
Carry forward orthodontic activity (UOA)	0
Baseline contract value	£88,026.56

ACCESS

	Contract	England and Wales
24 month ratio of assessments to patient IDs	1.37	1.09

ACTIVITY


Month	Adjusted Scheduled Activity (UOA)	
	2017	2018
April	0	0
May	12	0
June	29	0
July	55	19
August	69	24
September	81	29
October	97	40
November	104	48
December	135	51
January	136	
February	176	
March	181	
April	181	
May	181	
June	181	

QUALITY

	Contract Quantity	Contract Base Number	Contract *	Region	England
% of all assessments that were assess and fit appliances (rolling 12 month period)	0	97	0.0%	56.4%	58.6%
% of all assessments that were assess and refuse (rolling 12 month period)	3	97	3.1%	11.2%	11.3%
% of all assessments that were assess and review (rolling 12 month period)	94	97	96.9%	32.4%	30.0%
% of terminated courses where treatment was abandoned or discontinued (rolling 12 month period)	0	0	N/A	7.4%	7.4%
% of completed treatments indicating that PAR score was taken (year to date)	0	0	N/A	60.0%	64.3%
Rate of removable appliances per 100 fixed appliances - proposed treatment (rolling 12 month period)	0	0	N/A	5.44	5.53
Rate of removable appliances per 100 fixed appliances - completed treatment (rolling 12 month period)	0	0	N/A	4.01	4.60
% of courses of treatment with removable appliances only - proposed treatment (rolling 12 month period)	0	0	N/A	1.4%	1.9%
% of courses of treatment with removable appliances only - completed treatment (rolling 12 month period)	0	0	N/A	0.9%	1.4%
% of patients satisfied with the treatment they have received (rolling 12 month period)	0	0	N/A	95.8%	95.9%

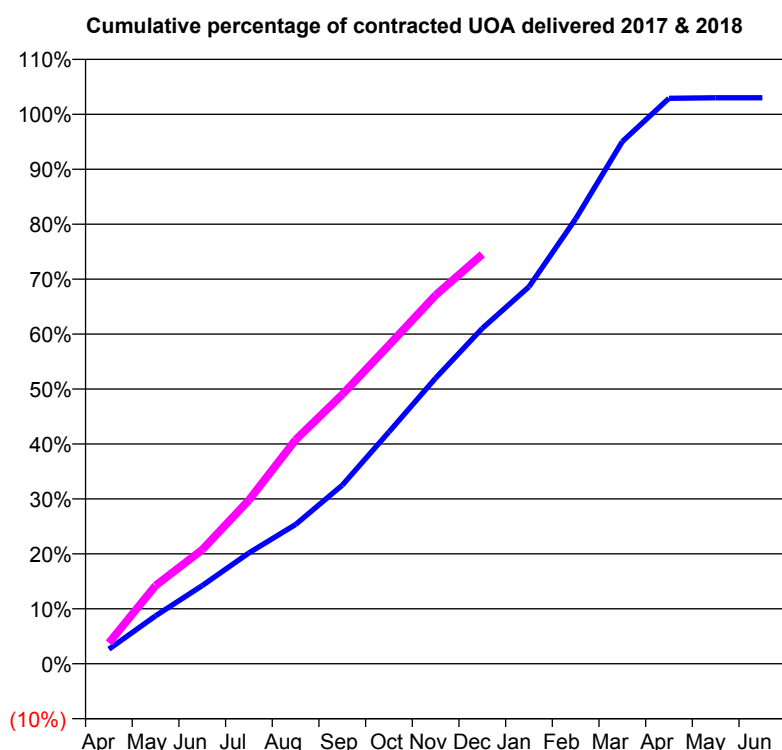
* Figures in italics indicate that the base number is less than 100.

Q49 - Vital Signs Orthodontic At a Glance Contract Report for 253677/0001 - December 2017

Name or company name	MR CD RUSHFORTH
Contract type name	PDS Contract
Purpose of contract	Orthodontic
Contract start date	01/04/2006
Contract end date	31/03/2018

17/18 Contracted general activity (UDA)	0
Carry forward general activity (UDA)	0
17/18 Contracted orthodontic activity (UOA)	21,746
Carry forward orthodontic activity (UOA)	0
Baseline contract value	£1,355,800.61

ACCESS	Contract	England and Wales
24 month ratio of assessments to patient IDs	1.48	1.09

ACTIVITY


Month	Adjusted Scheduled Activity (UOA)	
	2017	2018
April	577	827
May	1,899	3,096
June	3,097	4,512
July	4,389	6,478
August	5,514	8,865
September	7,071	10,659
October	9,176	12,612
November	11,306	14,587
December	13,273	16,205
January	14,919	
February	17,609	
March	20,668	
April	22,375	
May	22,396	
June	22,396	

QUALITY	Contract Quantity	Contract Base Number	Contract *	Region	England
% of all assessments that were assess and fit appliances (rolling 12 month period)	1,160	2,863	40.5%	56.4%	58.6%
% of all assessments that were assess and refuse (rolling 12 month period)	334	2,863	11.7%	11.2%	11.3%
% of all assessments that were assess and review (rolling 12 month period)	1,369	2,863	47.8%	32.4%	30.0%
% of terminated courses where treatment was abandoned or discontinued (rolling 12 month period)	130	927	14.0%	7.4%	7.4%
% of completed treatments indicating that PAR score was taken (year to date)	429	563	76.2%	60.0%	64.3%
Rate of removable appliances per 100 fixed appliances - proposed treatment (rolling 12 month period)	87	1,669	5.21	5.44	5.53
Rate of removable appliances per 100 fixed appliances - completed treatment (rolling 12 month period)	23	1,538	1.50	4.01	4.60
% of courses of treatment with removable appliances only - proposed treatment (rolling 12 month period)	87	1,160	7.5%	1.4%	1.9%
% of courses of treatment with removable appliances only - completed treatment (rolling 12 month period)	20	797	2.5%	0.9%	1.4%
% of patients satisfied with the treatment they have received (rolling 12 month period)	26	27	96.3%	95.8%	95.9%

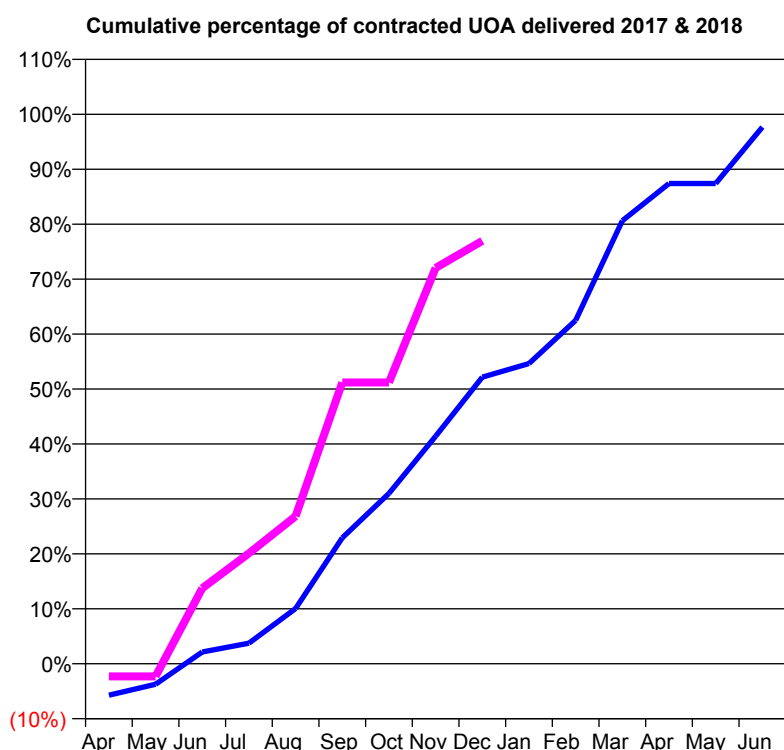
* Figures in italics indicate that the base number is less than 100.

Q49 - Vital Signs Orthodontic At a Glance Contract Report for 270601/0002 - December 2017

Name or company name	MR UM QURESHI
Contract type name	PDS Contract
Purpose of contract	Orthodontic
Contract start date	01/11/2010
Contract end date	31/03/2018

17/18 Contracted general activity (UDA)	0
Carry forward general activity (UDA)	0
17/18 Contracted orthodontic activity (UOA)	5,376
Carry forward orthodontic activity (UOA)	125
Baseline contract value	£362,295.40

ACCESS	Contract	England and Wales
24 month ratio of assessments to patient IDs	1.35	1.09

ACTIVITY


Month	Adjusted Scheduled Activity (UOA)	
	2017	2018
April	-309	-125
May	-201	-125
June	115	739
July	202	1,081
August	541	1,443
September	1,232	2,752
October	1,666	2,752
November	2,226	3,873
December	2,805	4,138
January	2,938	
February	3,361	
March	4,335	
April	4,699	
May	4,699	
June	5,251	

QUALITY	Contract Quantity	Contract Base Number	Contract *	Region	England
% of all assessments that were assess and fit appliances (rolling 12 month period)	303	693	43.7%	56.4%	58.6%
% of all assessments that were assess and refuse (rolling 12 month period)	70	693	10.1%	11.2%	11.3%
% of all assessments that were assess and review (rolling 12 month period)	320	693	46.2%	32.4%	30.0%
% of terminated courses where treatment was abandoned or discontinued (rolling 12 month period)	60	475	12.6%	7.4%	7.4%
% of completed treatments indicating that PAR score was taken (year to date)	192	197	97.5%	60.0%	64.3%
Rate of removable appliances per 100 fixed appliances - proposed treatment (rolling 12 month period)	17	585	2.91	5.44	5.53
Rate of removable appliances per 100 fixed appliances - completed treatment (rolling 12 month period)	22	697	3.16	4.01	4.60
% of courses of treatment with removable appliances only - proposed treatment (rolling 12 month period)	3	303	1.0%	1.4%	1.9%
% of courses of treatment with removable appliances only - completed treatment (rolling 12 month period)	7	415	1.7%	0.9%	1.4%
% of patients satisfied with the treatment they have received (rolling 12 month period)	8	8	100.0%	95.8%	95.9%

* Figures in italics indicate that the base number is less than 100.

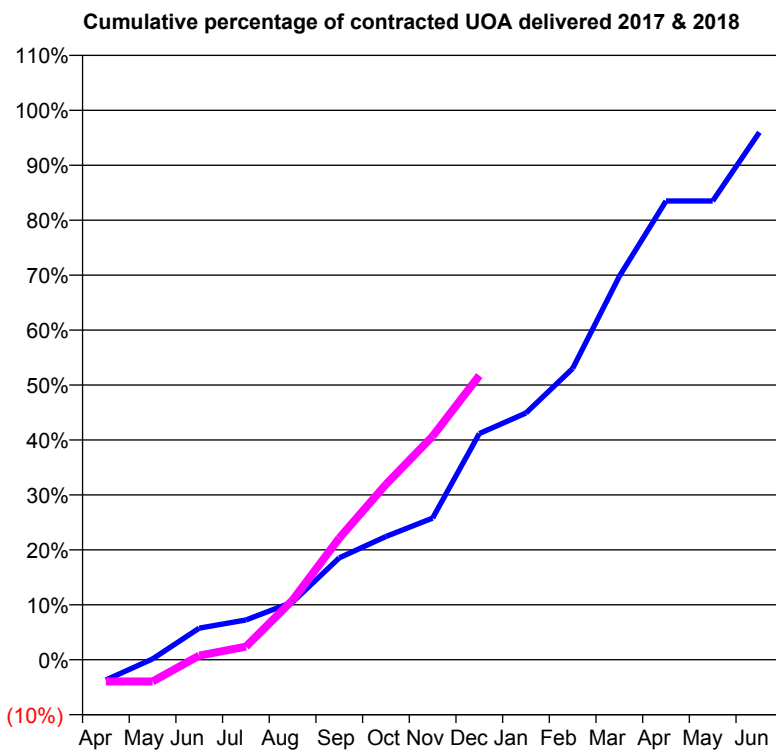
Q49 - Vital Signs Orthodontic At a Glance Contract Report for 270601/0003 - December 2017

Name or company name	MR UM QURESHI
Contract type name	PDS Contract
Purpose of contract	Orthodontic
Contract start date	01/12/2010
Contract end date	31/03/2018

17/18 Contracted general activity (UDA)	0
Carry forward general activity (UDA)	0
17/18 Contracted orthodontic activity (UOA)	10,753
Carry forward orthodontic activity (UOA)	427
Baseline contract value	£722,421.38

ACCESS

	Contract	England and Wales
24 month ratio of assessments to patient IDs	1.42	1.09

ACTIVITY


Month	Adjusted Scheduled Activity (UOA)	
	2017	2018
April	-397	-427
May	16	-427
June	620	81
July	780	257
August	1,128	1,169
September	1,994	2,380
October	2,412	3,432
November	2,773	4,374
December	4,428	5,561
January	4,828	
February	5,701	
March	7,503	
April	8,979	
May	8,979	
June	10,322	

QUALITY

	Contract Quantity	Contract Base Number	Contract *	Region	England
% of all assessments that were assess and fit appliances (rolling 12 month period)	545	1,174	46.4%	56.4%	58.6%
% of all assessments that were assess and refuse (rolling 12 month period)	71	1,174	6.0%	11.2%	11.3%
% of all assessments that were assess and review (rolling 12 month period)	558	1,174	47.5%	32.4%	30.0%
% of terminated courses where treatment was abandoned or discontinued (rolling 12 month period)	143	854	16.7%	7.4%	7.4%
% of completed treatments indicating that PAR score was taken (year to date)	383	405	94.6%	60.0%	64.3%
Rate of removable appliances per 100 fixed appliances - proposed treatment (rolling 12 month period)	48	1,064	4.51	5.44	5.53
Rate of removable appliances per 100 fixed appliances - completed treatment (rolling 12 month period)	16	1,258	1.27	4.01	4.60
% of courses of treatment with removable appliances only - proposed treatment (rolling 12 month period)	5	545	0.9%	1.4%	1.9%
% of courses of treatment with removable appliances only - completed treatment (rolling 12 month period)	3	711	0.4%	0.9%	1.4%
% of patients satisfied with the treatment they have received (rolling 12 month period)	19	19	100.0%	95.8%	95.9%

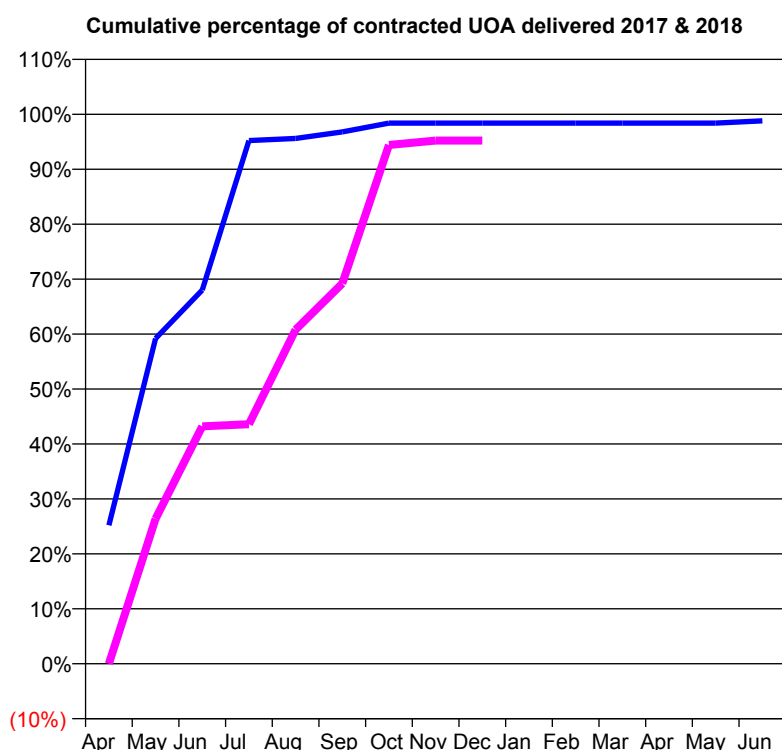
* Figures in italics indicate that the base number is less than 100.

Q49 - Vital Signs Orthodontic At a Glance Contract Report for 329711/0001 - December 2017

Name or company name	MR S NEPALI
Contract type name	GDS Contract
Purpose of contract	General and Orthodontic
Contract start date	01/04/2006
Contract end date	

17/18 Contracted general activity (UDA)	9,100
Carry forward general activity (UDA)	0
17/18 Contracted orthodontic activity (UOA)	250
Carry forward orthodontic activity (UOA)	0
Baseline contract value	£231,550.00

ACCESS	Contract	England and Wales
24 month ratio of assessments to patient IDs	1.26	1.09

ACTIVITY


Month	Adjusted Scheduled Activity (UOA)	
	2017	2018
April	63	0
May	148	66
June	170	108
July	238	109
August	239	152
September	242	173
October	246	236
November	246	238
December	246	238
January	246	
February	246	
March	246	
April	246	
May	246	
June	247	

QUALITY	Contract Quantity	Contract Base Number	Contract *	Region	England
% of all assessments that were assess and fit appliances (rolling 12 month period)	11	19	57.9%	56.4%	58.6%
% of all assessments that were assess and refuse (rolling 12 month period)	0	19	0.0%	11.2%	11.3%
% of all assessments that were assess and review (rolling 12 month period)	8	19	42.1%	32.4%	30.0%
% of terminated courses where treatment was abandoned or discontinued (rolling 12 month period)	0	0	N/A	7.4%	7.4%
% of completed treatments indicating that PAR score was taken (year to date)	0	0	N/A	60.0%	64.3%
Rate of removable appliances per 100 fixed appliances - proposed treatment (rolling 12 month period)	0	11	0.00	5.44	5.53
Rate of removable appliances per 100 fixed appliances - completed treatment (rolling 12 month period)	0	0	N/A	4.01	4.60
% of courses of treatment with removable appliances only - proposed treatment (rolling 12 month period)	0	11	0.0%	1.4%	1.9%
% of courses of treatment with removable appliances only - completed treatment (rolling 12 month period)	0	0	N/A	0.9%	1.4%
% of patients satisfied with the treatment they have received (rolling 12 month period)	1	1	100.0%	95.8%	95.9%

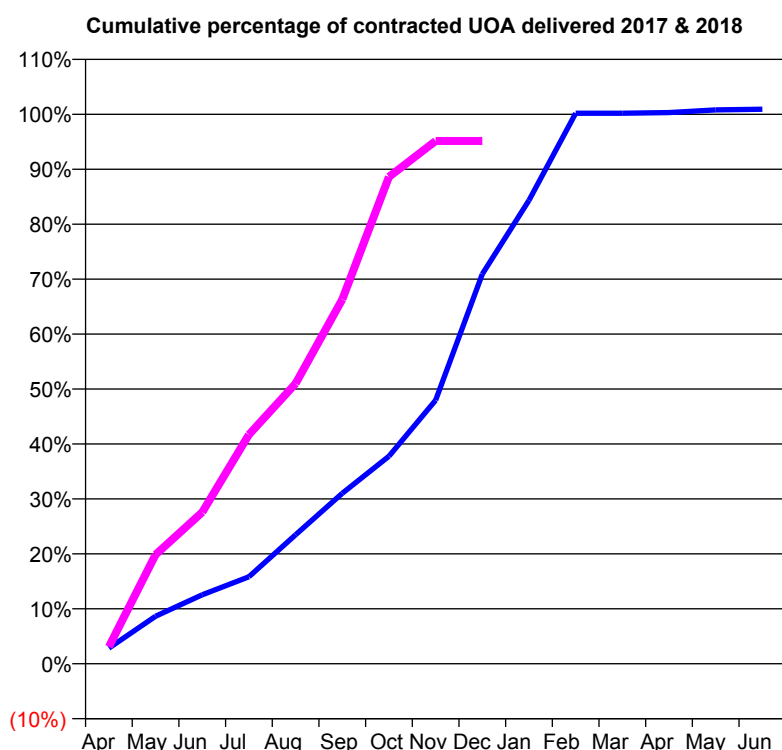
* Figures in italics indicate that the base number is less than 100.

Q49 - Vital Signs Orthodontic At a Glance Contract Report for 573639/0005 - December 2017

Name or company name	Windmill (Heaton) Orthodontics Ltd
Contract type name	PDS Contract
Purpose of contract	Orthodontic
Contract start date	01/04/2012
Contract end date	31/03/2019

17/18 Contracted general activity (UDA)	0
Carry forward general activity (UDA)	0
17/18 Contracted orthodontic activity (UOA)	16,923
Carry forward orthodontic activity (UOA)	155
Baseline contract value	£941,310.54

ACCESS	Contract	England and Wales
24 month ratio of assessments to patient IDs	1.39	1.09

ACTIVITY


Month	Adjusted Scheduled Activity (UOA)	
	2017	2018
April	484	525
May	1,466	3,363
June	2,126	4,666
July	2,680	7,059
August	3,973	8,629
September	5,249	11,221
October	6,391	14,994
November	8,116	16,101
December	12,000	16,101
January	14,271	
February	16,955	
March	16,955	
April	16,976	
May	17,058	
June	17,078	

QUALITY	Contract Quantity	Contract Base Number	Contract *	Region	England
% of all assessments that were assess and fit appliances (rolling 12 month period)	987	2,159	45.7%	56.4%	58.6%
% of all assessments that were assess and refuse (rolling 12 month period)	280	2,159	13.0%	11.2%	11.3%
% of all assessments that were assess and review (rolling 12 month period)	892	2,159	41.3%	32.4%	30.0%
% of terminated courses where treatment was abandoned or discontinued (rolling 12 month period)	19	600	3.2%	7.4%	7.4%
% of completed treatments indicating that PAR score was taken (year to date)	476	491	96.9%	60.0%	64.3%
Rate of removable appliances per 100 fixed appliances - proposed treatment (rolling 12 month period)	1	188	0.53	5.44	5.53
Rate of removable appliances per 100 fixed appliances - completed treatment (rolling 12 month period)	6	237	2.53	4.01	4.60
% of courses of treatment with removable appliances only - proposed treatment (rolling 12 month period)	1	987	0.1%	1.4%	1.9%
% of courses of treatment with removable appliances only - completed treatment (rolling 12 month period)	5	581	0.9%	0.9%	1.4%
% of patients satisfied with the treatment they have received (rolling 12 month period)	32	33	97.0%	95.8%	95.9%

* Figures in italics indicate that the base number is less than 100.

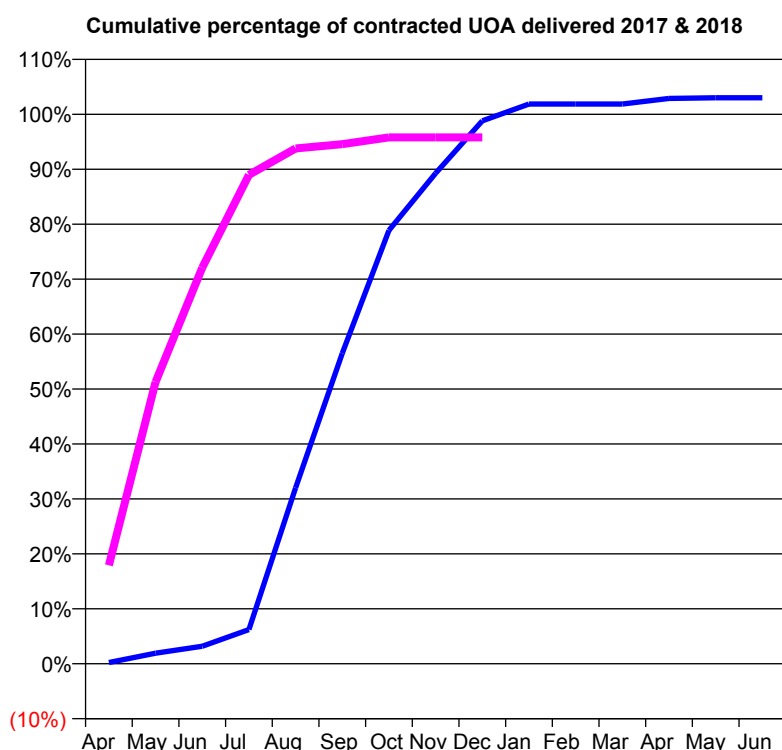
Q49 - Vital Signs Orthodontic At a Glance Contract Report for 573639/0006 - December 2017

Name or company name	MR SB PABARY
Contract type name	PDS Contract
Purpose of contract	Orthodontic
Contract start date	01/04/2013
Contract end date	31/03/2019

17/18 Contracted general activity (UDA)	0
Carry forward general activity (UDA)	0
17/18 Contracted orthodontic activity (UOA)	9,464
Carry forward orthodontic activity (UOA)	-284
Baseline contract value	£523,789.90

ACCESS

	Contract	England and Wales
24 month ratio of assessments to patient IDs	1.15	1.09

ACTIVITY


Month	Adjusted Scheduled Activity (UOA)	
	2017	2018
April	21	1,697
May	183	4,854
June	302	6,821
July	589	8,420
August	3,031	8,875
September	5,347	8,949
October	7,466	9,065
November	8,448	9,065
December	9,350	9,065
January	9,639	
February	9,639	
March	9,639	
April	9,736	
May	9,749	
June	9,748	

QUALITY

	Contract Quantity	Contract Base Number	Contract *	Region	England
% of all assessments that were assess and fit appliances (rolling 12 month period)	421	854	49.3%	56.4%	58.6%
% of all assessments that were assess and refuse (rolling 12 month period)	389	854	45.6%	11.2%	11.3%
% of all assessments that were assess and review (rolling 12 month period)	44	854	5.2%	32.4%	30.0%
% of terminated courses where treatment was abandoned or discontinued (rolling 12 month period)	35	295	11.9%	7.4%	7.4%
% of completed treatments indicating that PAR score was taken (year to date)	217	232	93.5%	60.0%	64.3%
Rate of removable appliances per 100 fixed appliances - proposed treatment (rolling 12 month period)	4	321	1.25	5.44	5.53
Rate of removable appliances per 100 fixed appliances - completed treatment (rolling 12 month period)	1	417	0.24	4.01	4.60
% of courses of treatment with removable appliances only - proposed treatment (rolling 12 month period)	4	421	1.0%	1.4%	1.9%
% of courses of treatment with removable appliances only - completed treatment (rolling 12 month period)	0	260	0.0%	0.9%	1.4%
% of patients satisfied with the treatment they have received (rolling 12 month period)	17	18	94.4%	95.8%	95.9%

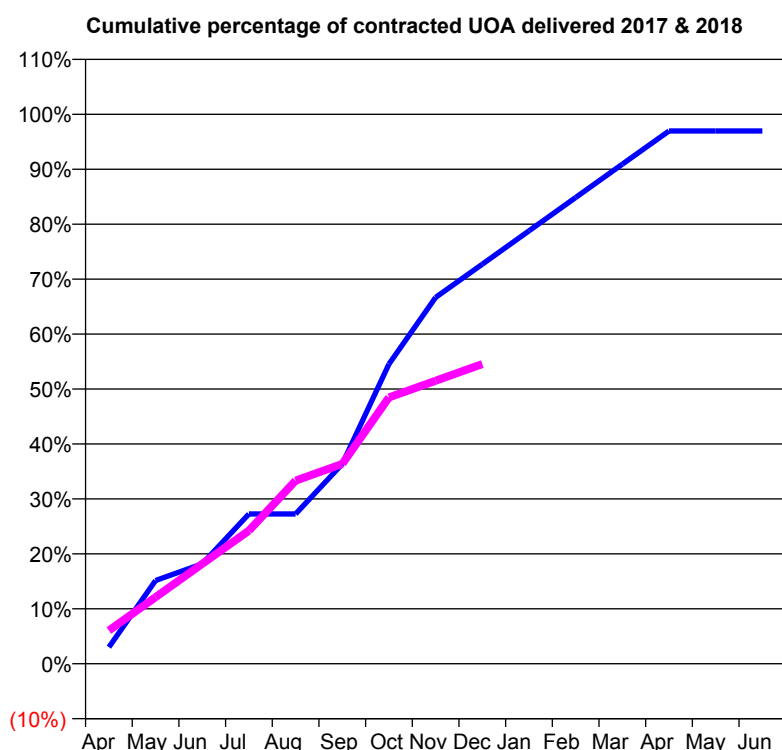
* Figures in italics indicate that the base number is less than 100.

Q49 - Vital Signs Orthodontic At a Glance Contract Report for 574112/0001 - December 2017

Name or company name	Vine, Williamson and Hall
Contract type name	GDS Contract
Purpose of contract	General and Orthodontic
Contract start date	01/04/2006
Contract end date	

17/18 Contracted general activity (UDA)	40,129
Carry forward general activity (UDA)	644
17/18 Contracted orthodontic activity (UOA)	33
Carry forward orthodontic activity (UOA)	0
Baseline contract value	£1,029,809.09

ACCESS	Contract	England and Wales
24 month ratio of assessments to patient IDs	1.01	1.09

ACTIVITY


Month	Adjusted Scheduled Activity (UOA)	
	2017	2018
April	1	2
May	5	4
June	6	6
July	9	8
August	9	11
September	12	12
October	18	16
November	22	17
December	24	18
January	26	
February	28	
March	30	
April	32	
May	32	
June	32	

QUALITY	Contract Quantity	Contract Base Number	Contract *	Region	England
% of all assessments that were assess and fit appliances (rolling 12 month period)	0	28	0.0%	56.4%	58.6%
% of all assessments that were assess and refuse (rolling 12 month period)	0	28	0.0%	11.2%	11.3%
% of all assessments that were assess and review (rolling 12 month period)	28	28	100.0%	32.4%	30.0%
% of terminated courses where treatment was abandoned or discontinued (rolling 12 month period)	0	0	N/A	7.4%	7.4%
% of completed treatments indicating that PAR score was taken (year to date)	0	0	N/A	60.0%	64.3%
Rate of removable appliances per 100 fixed appliances - proposed treatment (rolling 12 month period)	0	0	N/A	5.44	5.53
Rate of removable appliances per 100 fixed appliances - completed treatment (rolling 12 month period)	0	0	N/A	4.01	4.60
% of courses of treatment with removable appliances only - proposed treatment (rolling 12 month period)	0	0	N/A	1.4%	1.9%
% of courses of treatment with removable appliances only - completed treatment (rolling 12 month period)	0	0	N/A	0.9%	1.4%
% of patients satisfied with the treatment they have received (rolling 12 month period)	0	0	N/A	95.8%	95.9%

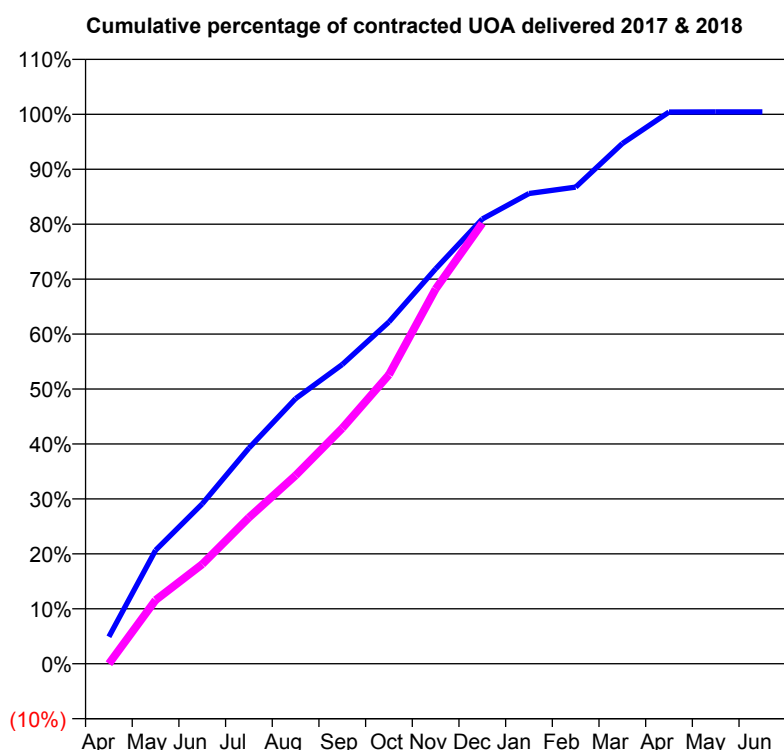
* Figures in italics indicate that the base number is less than 100.

Q49 - Vital Signs Orthodontic At a Glance Contract Report for 575585/0001 - December 2017

Name or company name	MRS CA TAYLOR
Contract type name	PDS Contract
Purpose of contract	Orthodontic
Contract start date	21/03/2015
Contract end date	31/03/2018

17/18 Contracted general activity (UDA)	0
Carry forward general activity (UDA)	0
17/18 Contracted orthodontic activity (UOA)	4,335
Carry forward orthodontic activity (UOA)	0
Baseline contract value	£285,081.44

ACCESS	Contract	England and Wales
24 month ratio of assessments to patient IDs	1.19	1.09

ACTIVITY


Month	Adjusted Scheduled Activity (UOA)	
	2017	2018
April	262	0
May	1,104	503
June	1,555	786
July	2,097	1,154
August	2,578	1,486
September	2,911	1,859
October	3,324	2,281
November	3,840	2,956
December	4,325	3,475
January	4,572	
February	4,635	
March	5,058	
April	5,364	
May	5,366	
June	5,366	

QUALITY	Contract Quantity	Contract Base Number	Contract *	Region	England
% of all assessments that were assess and fit appliances (rolling 12 month period)	210	458	45.9%	56.4%	58.6%
% of all assessments that were assess and refuse (rolling 12 month period)	29	458	6.3%	11.2%	11.3%
% of all assessments that were assess and review (rolling 12 month period)	219	458	47.8%	32.4%	30.0%
% of terminated courses where treatment was abandoned or discontinued (rolling 12 month period)	16	215	7.4%	7.4%	7.4%
% of completed treatments indicating that PAR score was taken (year to date)	68	145	46.9%	60.0%	64.3%
Rate of removable appliances per 100 fixed appliances - proposed treatment (rolling 12 month period)	21	384	5.47	5.44	5.53
Rate of removable appliances per 100 fixed appliances - completed treatment (rolling 12 month period)	11	371	2.96	4.01	4.60
% of courses of treatment with removable appliances only - proposed treatment (rolling 12 month period)	2	210	1.0%	1.4%	1.9%
% of courses of treatment with removable appliances only - completed treatment (rolling 12 month period)	2	199	1.0%	0.9%	1.4%
% of patients satisfied with the treatment they have received (rolling 12 month period)	8	9	88.9%	95.8%	95.9%

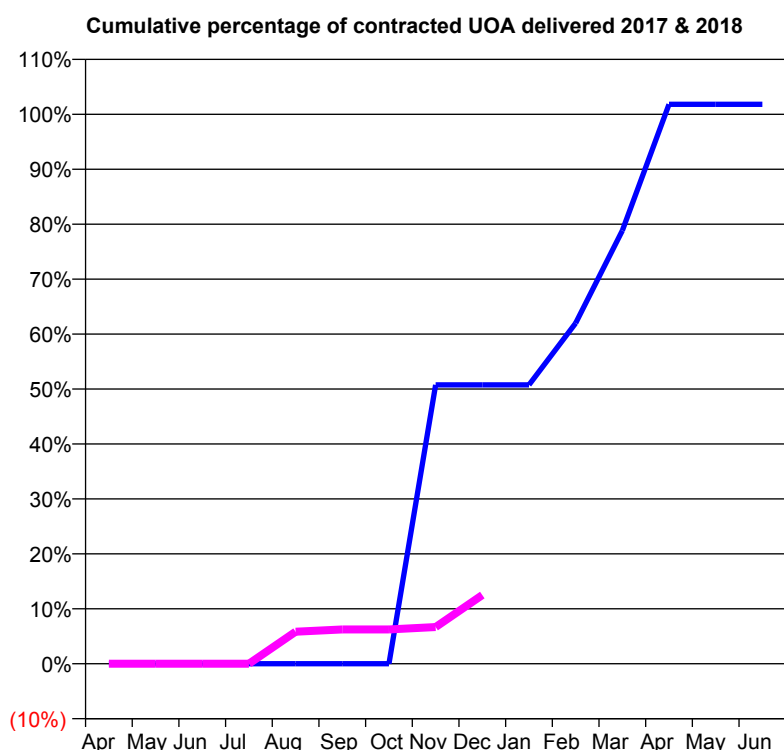
* Figures in italics indicate that the base number is less than 100.

Q49 - Vital Signs Orthodontic At a Glance Contract Report for 653314/0001 - December 2017

Name or company name	MR JN BUTTERWORTH
Contract type name	GDS Contract
Purpose of contract	General and Orthodontic
Contract start date	01/04/2006
Contract end date	

17/18 Contracted general activity (UDA)	19,662
Carry forward general activity (UDA)	419
17/18 Contracted orthodontic activity (UOA)	374
Carry forward orthodontic activity (UOA)	0
Baseline contract value	£472,446.80

ACCESS	Contract	England and Wales
24 month ratio of assessments to patient IDs	1.20	1.09

ACTIVITY


Month	Adjusted Scheduled Activity (UOA)	
	2017	2018
April	0	0
May	0	0
June	0	0
July	0	0
August	0	22
September	0	23
October	0	23
November	190	25
December	190	47
January	190	
February	232	
March	295	
April	381	
May	381	
June	381	

QUALITY	Contract Quantity	Contract Base Number	Contract *	Region	England
% of all assessments that were assess and fit appliances (rolling 12 month period)	11	11	100.0%	56.4%	58.6%
% of all assessments that were assess and refuse (rolling 12 month period)	0	11	0.0%	11.2%	11.3%
% of all assessments that were assess and review (rolling 12 month period)	0	11	0.0%	32.4%	30.0%
% of terminated courses where treatment was abandoned or discontinued (rolling 12 month period)	0	0	N/A	7.4%	7.4%
% of completed treatments indicating that PAR score was taken (year to date)	0	0	N/A	60.0%	64.3%
Rate of removable appliances per 100 fixed appliances - proposed treatment (rolling 12 month period)	2	7	28.57	5.44	5.53
Rate of removable appliances per 100 fixed appliances - completed treatment (rolling 12 month period)	0	0	N/A	4.01	4.60
% of courses of treatment with removable appliances only - proposed treatment (rolling 12 month period)	2	11	18.2%	1.4%	1.9%
% of courses of treatment with removable appliances only - completed treatment (rolling 12 month period)	0	0	N/A	0.9%	1.4%
% of patients satisfied with the treatment they have received (rolling 12 month period)	0	0	N/A	95.8%	95.9%

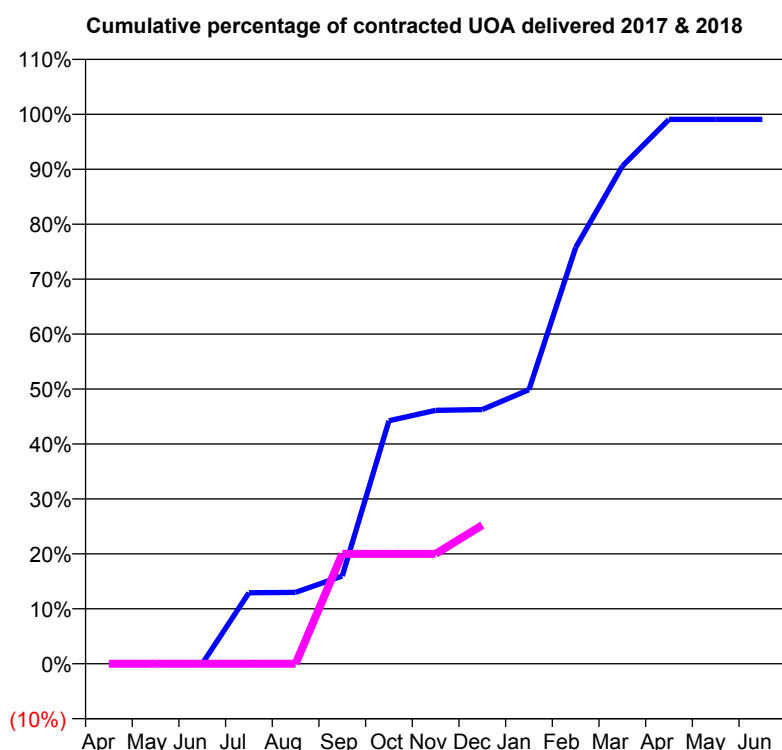
* Figures in italics indicate that the base number is less than 100.

Q49 - Vital Signs Orthodontic At a Glance Contract Report for 660957/0002 - December 2017

Name or company name	MR CJ BARR
Contract type name	GDS Contract
Purpose of contract	General and Orthodontic
Contract start date	17/03/2012
Contract end date	

17/18 Contracted general activity (UDA)	200
Carry forward general activity (UDA)	0
17/18 Contracted orthodontic activity (UOA)	2,548
Carry forward orthodontic activity (UOA)	0
Baseline contract value	£173,643.23

ACCESS	Contract	England and Wales
24 month ratio of assessments to patient IDs	1.28	1.09

ACTIVITY


Month	Adjusted Scheduled Activity (UOA)	
	2017	2018
April	0	0
May	0	0
June	0	0
July	329	0
August	331	0
September	407	510
October	1,127	510
November	1,175	510
December	1,179	643
January	1,271	
February	1,930	
March	2,307	
April	2,524	
May	2,524	
June	2,524	

QUALITY	Contract Quantity	Contract Base Number	Contract *	Region	England
% of all assessments that were assess and fit appliances (rolling 12 month period)	90	216	41.7%	56.4%	58.6%
% of all assessments that were assess and refuse (rolling 12 month period)	12	216	5.6%	11.2%	11.3%
% of all assessments that were assess and review (rolling 12 month period)	114	216	52.8%	32.4%	30.0%
% of terminated courses where treatment was abandoned or discontinued (rolling 12 month period)	0	0	N/A	7.4%	7.4%
% of completed treatments indicating that PAR score was taken (year to date)	0	0	N/A	60.0%	64.3%
Rate of removable appliances per 100 fixed appliances - proposed treatment (rolling 12 month period)	0	0	N/A	5.44	5.53
Rate of removable appliances per 100 fixed appliances - completed treatment (rolling 12 month period)	0	0	N/A	4.01	4.60
% of courses of treatment with removable appliances only - proposed treatment (rolling 12 month period)	0	90	0.0%	1.4%	1.9%
% of courses of treatment with removable appliances only - completed treatment (rolling 12 month period)	0	0	N/A	0.9%	1.4%
% of patients satisfied with the treatment they have received (rolling 12 month period)	3	3	100.0%	95.8%	95.9%

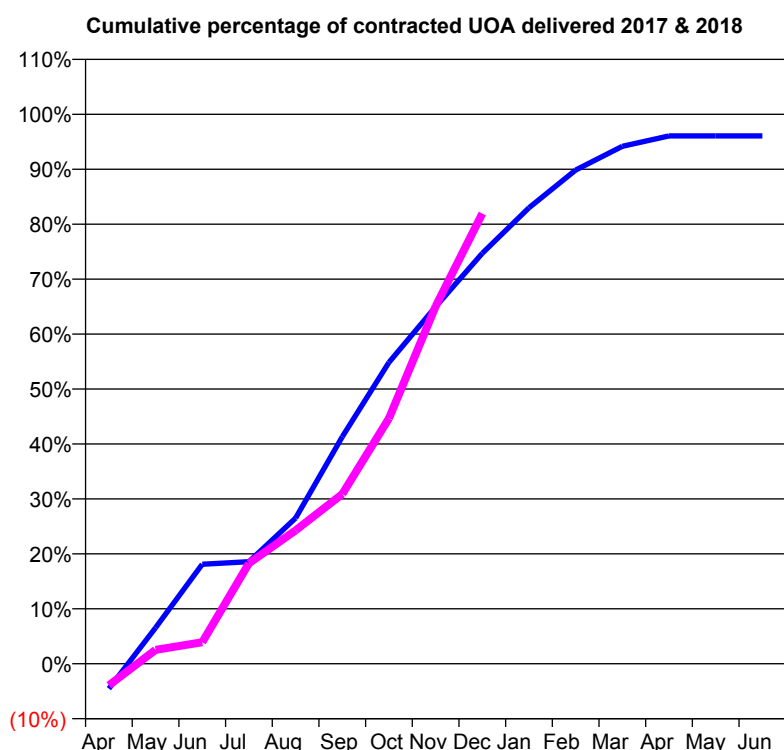
* Figures in italics indicate that the base number is less than 100.

Q49 - Vital Signs Orthodontic At a Glance Contract Report for 713023/0001 - December 2017

Name or company name	DR RS HOBSON
Contract type name	PDS Contract
Purpose of contract	Orthodontic
Contract start date	01/07/2010
Contract end date	31/03/2020

17/18 Contracted general activity (UDA)	0
Carry forward general activity (UDA)	0
17/18 Contracted orthodontic activity (UOA)	4,600
Carry forward orthodontic activity (UOA)	181
Baseline contract value	£305,612.38

ACCESS	Contract	England and Wales
24 month ratio of assessments to patient IDs	1.04	1.09

ACTIVITY


Month	Adjusted Scheduled Activity (UOA)	
	2017	2018
April	-209	-181
May	302	117
June	833	180
July	855	841
August	1,219	1,117
September	1,901	1,420
October	2,523	2,055
November	2,989	2,992
December	3,436	3,769
January	3,817	
February	4,133	
March	4,332	
April	4,419	
May	4,419	
June	4,419	

QUALITY

	Contract Quantity	Contract Base Number	Contract *	Region	England
% of all assessments that were assess and fit appliances (rolling 12 month period)	240	288	83.3%	56.4%	58.6%
% of all assessments that were assess and refuse (rolling 12 month period)	4	288	1.4%	11.2%	11.3%
% of all assessments that were assess and review (rolling 12 month period)	44	288	15.3%	32.4%	30.0%
% of terminated courses where treatment was abandoned or discontinued (rolling 12 month period)	10	115	8.7%	7.4%	7.4%
% of completed treatments indicating that PAR score was taken (year to date)	69	72	95.8%	60.0%	64.3%
Rate of removable appliances per 100 fixed appliances - proposed treatment (rolling 12 month period)	0	50	0.00	5.44	5.53
Rate of removable appliances per 100 fixed appliances - completed treatment (rolling 12 month period)	0	86	0.00	4.01	4.60
% of courses of treatment with removable appliances only - proposed treatment (rolling 12 month period)	0	240	0.0%	1.4%	1.9%
% of courses of treatment with removable appliances only - completed treatment (rolling 12 month period)	0	105	0.0%	0.9%	1.4%
% of patients satisfied with the treatment they have received (rolling 12 month period)	1	3	33.3%	95.8%	95.9%

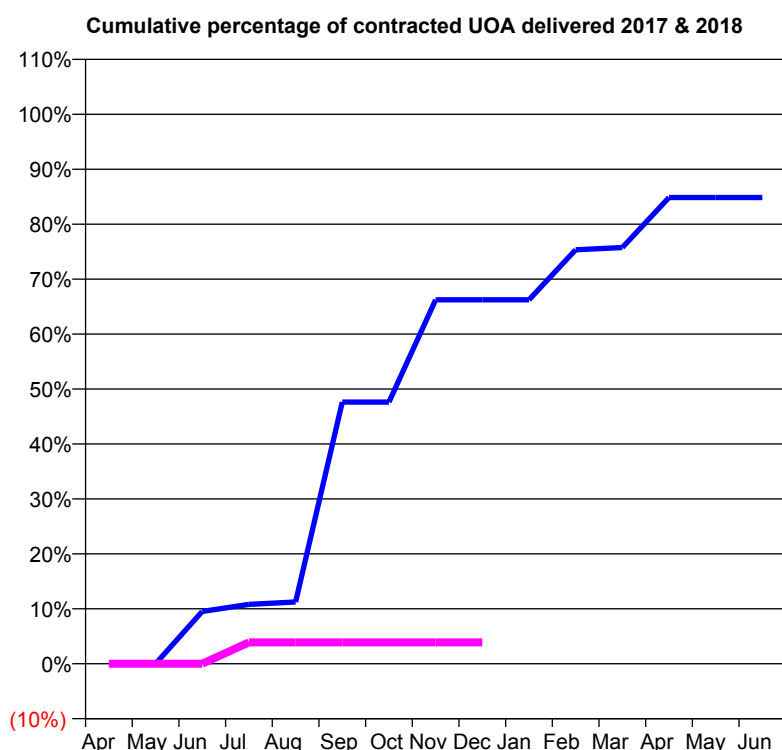
* Figures in italics indicate that the base number is less than 100.

Q49 - Vital Signs Orthodontic At a Glance Contract Report for 729566/0001 - December 2017

Name or company name	MR IF DAVIDSON
Contract type name	GDS Contract
Purpose of contract	General and Orthodontic
Contract start date	01/04/2006
Contract end date	

17/18 Contracted general activity (UDA)	8,708
Carry forward general activity (UDA)	0
17/18 Contracted orthodontic activity (UOA)	539
Carry forward orthodontic activity (UOA)	0
Baseline contract value	£249,723.70

ACCESS	Contract	England and Wales
24 month ratio of assessments to patient IDs	1.03	1.09

ACTIVITY


Month	Adjusted Scheduled Activity (UOA)	
	2017	2018
April	0	0
May	0	0
June	22	0
July	25	21
August	26	21
September	110	21
October	110	21
November	153	21
December	153	21
January	153	
February	174	
March	175	
April	196	
May	196	
June	196	

QUALITY	Contract Quantity	Contract Base Number	Contract *	Region	England
% of all assessments that were assess and fit appliances (rolling 12 month period)	3	4	75.0%	56.4%	58.6%
% of all assessments that were assess and refuse (rolling 12 month period)	1	4	25.0%	11.2%	11.3%
% of all assessments that were assess and review (rolling 12 month period)	0	4	0.0%	32.4%	30.0%
% of terminated courses where treatment was abandoned or discontinued (rolling 12 month period)	2	17	11.8%	7.4%	7.4%
% of completed treatments indicating that PAR score was taken (year to date)	8	10	80.0%	60.0%	64.3%
Rate of removable appliances per 100 fixed appliances - proposed treatment (rolling 12 month period)	0	3	0.00	5.44	5.53
Rate of removable appliances per 100 fixed appliances - completed treatment (rolling 12 month period)	0	0	N/A	4.01	4.60
% of courses of treatment with removable appliances only - proposed treatment (rolling 12 month period)	0	3	0.0%	1.4%	1.9%
% of courses of treatment with removable appliances only - completed treatment (rolling 12 month period)	0	15	0.0%	0.9%	1.4%
% of patients satisfied with the treatment they have received (rolling 12 month period)	0	0	N/A	95.8%	95.9%

* Figures in italics indicate that the base number is less than 100.

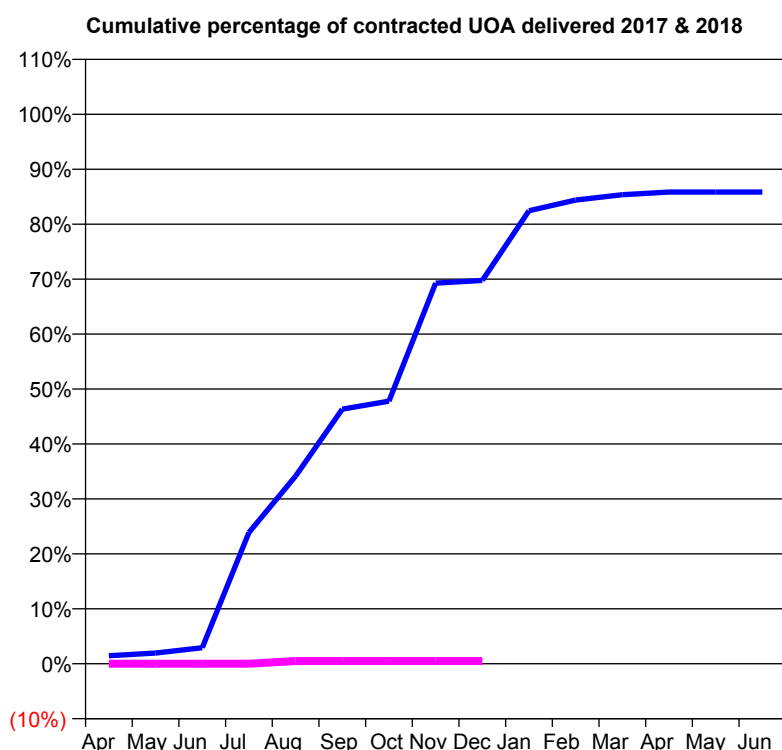
Q49 - Vital Signs Orthodontic At a Glance Contract Report for 730696/0001 - December 2017

Name or company name	Pearsons Dental Practice Partnership
Contract type name	GDS Contract
Purpose of contract	General and Orthodontic
Contract start date	01/04/2006
Contract end date	

17/18 Contracted general activity (UDA)	18,500
Carry forward general activity (UDA)	-120
17/18 Contracted orthodontic activity (UOA)	205
Carry forward orthodontic activity (UOA)	0
Baseline contract value	£472,732.52

ACCESS

	Contract	England and Wales
24 month ratio of assessments to patient IDs	1.11	1.09

ACTIVITY


Month	Adjusted Scheduled Activity (UOA)	
	2017	2018
April	3	0
May	4	0
June	6	0
July	49	0
August	70	1
September	95	1
October	98	1
November	142	1
December	143	1
January	169	
February	173	
March	175	
April	176	
May	176	
June	176	

QUALITY

	Contract Quantity	Contract Base Number	Contract *	Region	England
% of all assessments that were assess and fit appliances (rolling 12 month period)	1	14	7.1%	56.4%	58.6%
% of all assessments that were assess and refuse (rolling 12 month period)	1	14	7.1%	11.2%	11.3%
% of all assessments that were assess and review (rolling 12 month period)	12	14	85.7%	32.4%	30.0%
% of terminated courses where treatment was abandoned or discontinued (rolling 12 month period)	0	2	0.0%	7.4%	7.4%
% of completed treatments indicating that PAR score was taken (year to date)	0	2	0.0%	60.0%	64.3%
Rate of removable appliances per 100 fixed appliances - proposed treatment (rolling 12 month period)	1	2	50.00	5.44	5.53
Rate of removable appliances per 100 fixed appliances - completed treatment (rolling 12 month period)	0	2	0.00	4.01	4.60
% of courses of treatment with removable appliances only - proposed treatment (rolling 12 month period)	0	1	0.0%	1.4%	1.9%
% of courses of treatment with removable appliances only - completed treatment (rolling 12 month period)	0	2	0.0%	0.9%	1.4%
% of patients satisfied with the treatment they have received (rolling 12 month period)	0	0	N/A	95.8%	95.9%

* Figures in italics indicate that the base number is less than 100.

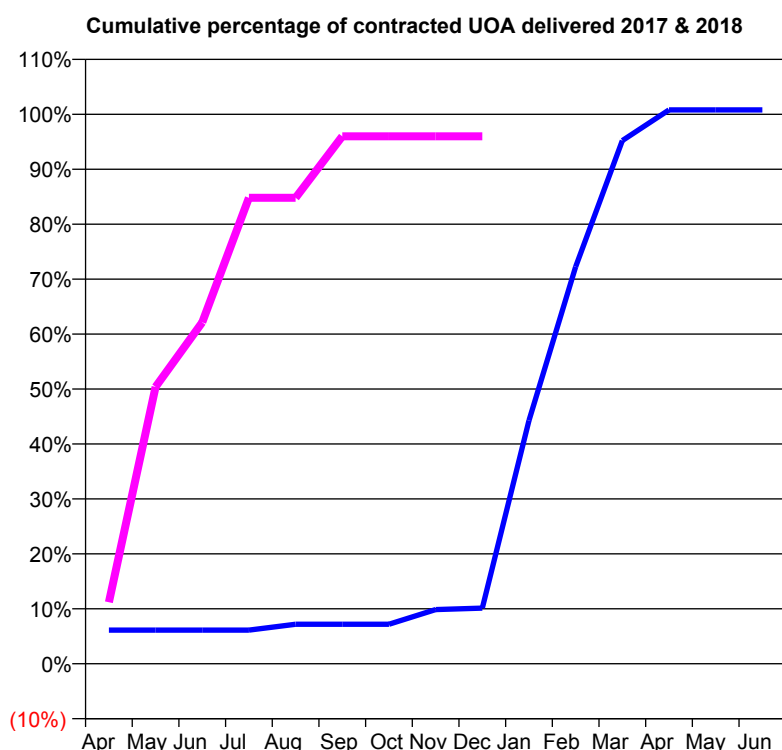
Q49 - Vital Signs Orthodontic At a Glance Contract Report for 784540/0001 - December 2017

Name or company name	JL and VA Gamon
Contract type name	GDS Contract
Purpose of contract	General and Orthodontic
Contract start date	12/04/2009
Contract end date	

17/18 Contracted general activity (UDA)	13,247
Carry forward general activity (UDA)	-265
17/18 Contracted orthodontic activity (UOA)	375
Carry forward orthodontic activity (UOA)	0
Baseline contract value	£320,131.07

ACCESS

	Contract	England and Wales
24 month ratio of assessments to patient IDs	1.28	1.09

ACTIVITY


Month	Adjusted Scheduled Activity (UOA)	
	2017	2018
April	23	42
May	23	189
June	23	233
July	23	318
August	27	318
September	27	360
October	27	360
November	37	360
December	38	360
January	166	
February	271	
March	357	
April	378	
May	378	
June	378	

QUALITY

	Contract Quantity	Contract Base Number	Contract *	Region	England
% of all assessments that were assess and fit appliances (rolling 12 month period)	33	40	82.5%	56.4%	58.6%
% of all assessments that were assess and refuse (rolling 12 month period)	3	40	7.5%	11.2%	11.3%
% of all assessments that were assess and review (rolling 12 month period)	4	40	10.0%	32.4%	30.0%
% of terminated courses where treatment was abandoned or discontinued (rolling 12 month period)	3	12	25.0%	7.4%	7.4%
% of completed treatments indicating that PAR score was taken (year to date)	6	7	85.7%	60.0%	64.3%
Rate of removable appliances per 100 fixed appliances - proposed treatment (rolling 12 month period)	4	32	12.50	5.44	5.53
Rate of removable appliances per 100 fixed appliances - completed treatment (rolling 12 month period)	0	7	0.00	4.01	4.60
% of courses of treatment with removable appliances only - proposed treatment (rolling 12 month period)	1	33	3.0%	1.4%	1.9%
% of courses of treatment with removable appliances only - completed treatment (rolling 12 month period)	0	9	0.0%	0.9%	1.4%
% of patients satisfied with the treatment they have received (rolling 12 month period)	1	1	100.0%	95.8%	95.9%

* Figures in italics indicate that the base number is less than 100.

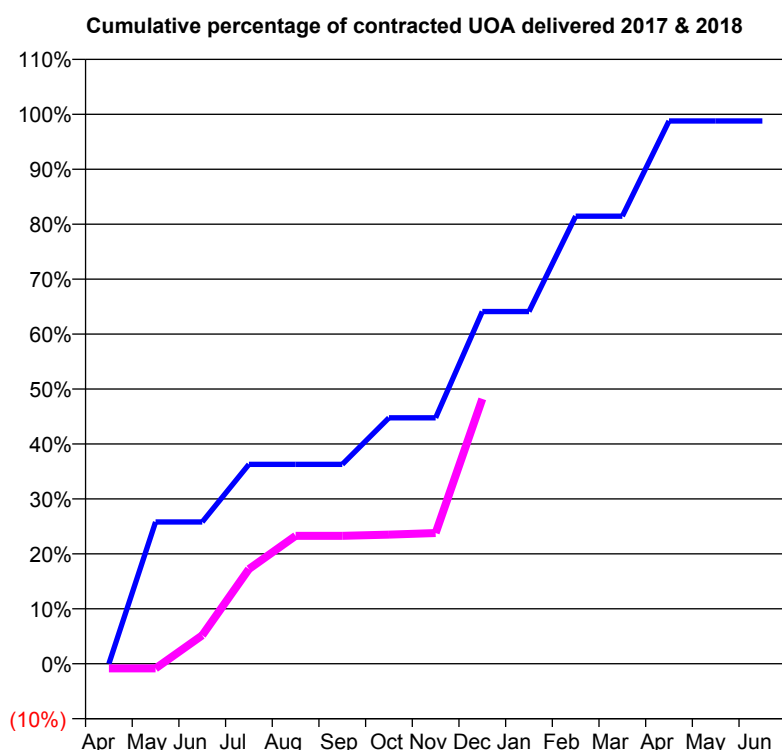
Q49 - Vital Signs Orthodontic At a Glance Contract Report for 836184/0001 - December 2017

Name or company name	MR JS BREEDON
Contract type name	GDS Contract
Purpose of contract	General and Orthodontic
Contract start date	01/04/2006
Contract end date	

17/18 Contracted general activity (UDA)	2,100
Carry forward general activity (UDA)	0
17/18 Contracted orthodontic activity (UOA)	348
Carry forward orthodontic activity (UOA)	3
Baseline contract value	£62,542.39

ACCESS

	Contract	England and Wales
24 month ratio of assessments to patient IDs	1.06	1.09

ACTIVITY


Month	Adjusted Scheduled Activity (UOA)	
	2017	2018
April	0	-3
May	64	-3
June	64	18
July	90	60
August	90	81
September	90	81
October	111	82
November	111	83
December	159	168
January	159	
February	202	
March	202	
April	245	
May	245	
June	245	

QUALITY

	Contract Quantity	Contract Base Number	Contract *	Region	England
% of all assessments that were assess and fit appliances (rolling 12 month period)	12	16	75.0%	56.4%	58.6%
% of all assessments that were assess and refuse (rolling 12 month period)	2	16	12.5%	11.2%	11.3%
% of all assessments that were assess and review (rolling 12 month period)	2	16	12.5%	32.4%	30.0%
% of terminated courses where treatment was abandoned or discontinued (rolling 12 month period)	6	18	33.3%	7.4%	7.4%
% of completed treatments indicating that PAR score was taken (year to date)	9	9	100.0%	60.0%	64.3%
Rate of removable appliances per 100 fixed appliances - proposed treatment (rolling 12 month period)	0	23	0.00	5.44	5.53
Rate of removable appliances per 100 fixed appliances - completed treatment (rolling 12 month period)	0	22	0.00	4.01	4.60
% of courses of treatment with removable appliances only - proposed treatment (rolling 12 month period)	0	12	0.0%	1.4%	1.9%
% of courses of treatment with removable appliances only - completed treatment (rolling 12 month period)	0	12	0.0%	0.9%	1.4%
% of patients satisfied with the treatment they have received (rolling 12 month period)	1	1	100.0%	95.8%	95.9%

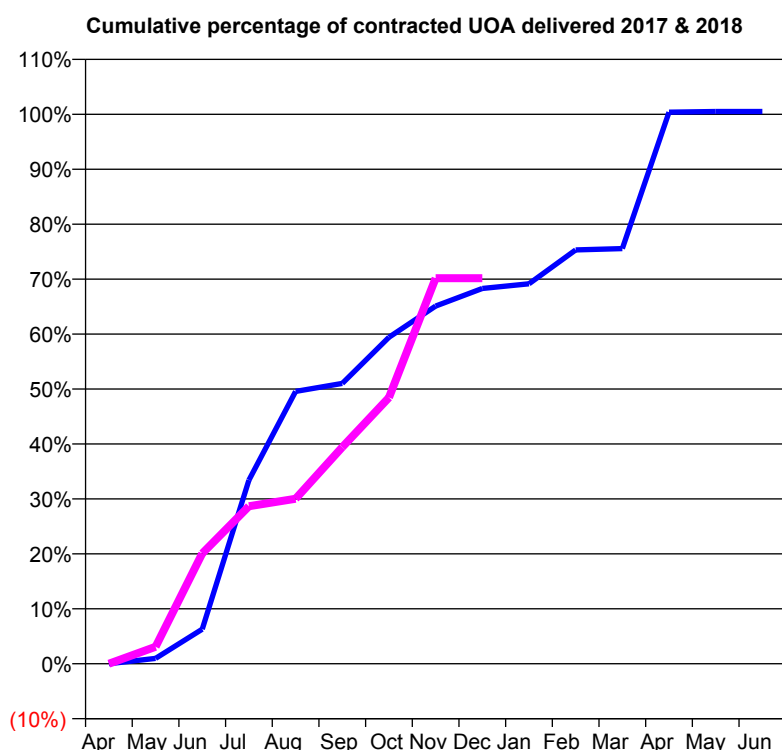
* Figures in italics indicate that the base number is less than 100.

Q49 - Vital Signs Orthodontic At a Glance Contract Report for 914797/0001 - December 2017

Name or company name	MR RJ PARKER
Contract type name	GDS Contract
Purpose of contract	General and Orthodontic
Contract start date	01/04/2006
Contract end date	

17/18 Contracted general activity (UDA)	300
Carry forward general activity (UDA)	-1
17/18 Contracted orthodontic activity (UOA)	810
Carry forward orthodontic activity (UOA)	0
Baseline contract value	£59,882.66

ACCESS	Contract	England and Wales
24 month ratio of assessments to patient IDs	1.13	1.09

ACTIVITY


Month	Adjusted Scheduled Activity (UOA)	
	2017	2018
April	0	0
May	8	25
June	51	163
July	271	232
August	401	243
September	413	319
October	481	392
November	527	568
December	553	568
January	560	
February	610	
March	612	
April	813	
May	814	
June	814	

QUALITY	Contract Quantity	Contract Base Number	Contract *	Region	England
% of all assessments that were assess and fit appliances (rolling 12 month period)	36	119	30.3%	56.4%	58.6%
% of all assessments that were assess and refuse (rolling 12 month period)	18	119	15.1%	11.2%	11.3%
% of all assessments that were assess and review (rolling 12 month period)	65	119	54.6%	32.4%	30.0%
% of terminated courses where treatment was abandoned or discontinued (rolling 12 month period)	9	28	32.1%	7.4%	7.4%
% of completed treatments indicating that PAR score was taken (year to date)	13	15	86.7%	60.0%	64.3%
Rate of removable appliances per 100 fixed appliances - proposed treatment (rolling 12 month period)	16	67	23.88	5.44	5.53
Rate of removable appliances per 100 fixed appliances - completed treatment (rolling 12 month period)	8	34	23.53	4.01	4.60
% of courses of treatment with removable appliances only - proposed treatment (rolling 12 month period)	2	36	5.6%	1.4%	1.9%
% of courses of treatment with removable appliances only - completed treatment (rolling 12 month period)	2	19	10.5%	0.9%	1.4%
% of patients satisfied with the treatment they have received (rolling 12 month period)	1	1	100.0%	95.8%	95.9%

* Figures in italics indicate that the base number is less than 100.

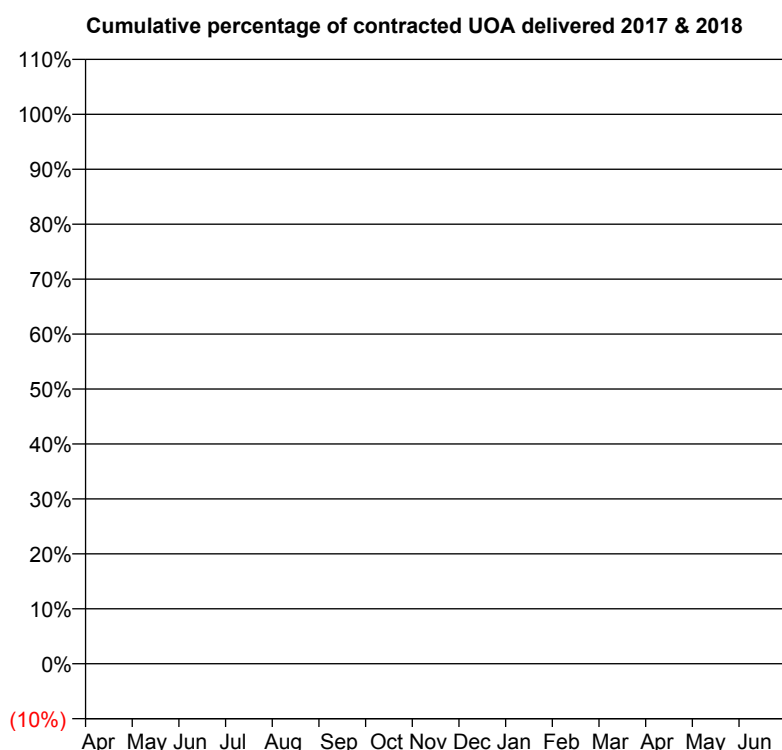
Q50 - Vital Signs Orthodontic At a Glance Contract Report for 100470/0000 - December 2017

Name or company name	The Forum Practice Ltd
Contract type name	PDS Contract
Purpose of contract	Orthodontic
Contract start date	01/05/2017
Contract end date	31/12/2017

17/18 Contracted general activity (UDA)	0
Carry forward general activity (UDA)	0
17/18 Contracted orthodontic activity (UOA)	0
Carry forward orthodontic activity (UOA)	0
Baseline contract value	£253,120.00

ACCESS	Contract	England and Wales
--------	----------	-------------------

24 month ratio of assessments to patient IDs	1.00	1.09
--	------	------

ACTIVITY


Month	Adjusted Scheduled Activity (UOA)	
	2017	2018
April	0	0
May	0	0
June	0	0
July	0	86
August	0	1,718
September	0	2,433
October	0	3,469
November	0	3,989
December	0	4,887
January	0	
February	0	
March	0	
April	0	
May	0	
June	0	

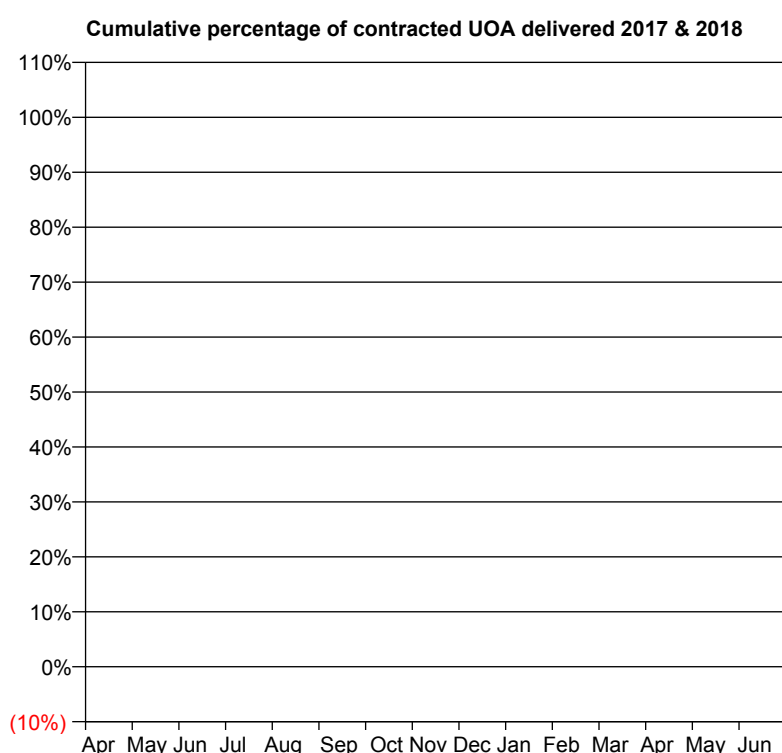
QUALITY	Contract Quantity	Contract Base Number	Contract *	Region	England
% of all assessments that were assess and fit appliances (rolling 12 month period)	228	242	94.2%	56.4%	58.6%
% of all assessments that were assess and refuse (rolling 12 month period)	0	242	0.0%	11.2%	11.3%
% of all assessments that were assess and review (rolling 12 month period)	14	242	5.8%	32.4%	30.0%
% of terminated courses where treatment was abandoned or discontinued (rolling 12 month period)	14	50	28.0%	7.4%	7.4%
% of completed treatments indicating that PAR score was taken (year to date)	4	36	11.1%	60.0%	64.3%
Rate of removable appliances per 100 fixed appliances - proposed treatment (rolling 12 month period)	17	398	4.27	5.44	5.53
Rate of removable appliances per 100 fixed appliances - completed treatment (rolling 12 month period)	0	61	0.00	4.01	4.60
% of courses of treatment with removable appliances only - proposed treatment (rolling 12 month period)	3	228	1.3%	1.4%	1.9%
% of courses of treatment with removable appliances only - completed treatment (rolling 12 month period)	0	36	0.0%	0.9%	1.4%
% of patients satisfied with the treatment they have received (rolling 12 month period)	4	7	57.1%	95.8%	95.9%

* Figures in italics indicate that the base number is less than 100.

Q50 - Vital Signs Orthodontic At a Glance Contract Report for 100484/0000 - December 2017

Name or company name	Orthocentres Ltd	17/18 Contracted general activity (UDA)	0
Contract type name	PDS Contract	Carry forward general activity (UDA)	0
Purpose of contract	Orthodontic	17/18 Contracted orthodontic activity (UOA)	0
Contract start date	01/07/2017	Carry forward orthodontic activity (UOA)	0
Contract end date	31/12/2017	Baseline contract value	£28,476.00

ACCESS	Contract	England and Wales
24 month ratio of assessments to patient IDs	1.00	1.09

ACTIVITY


Month	Adjusted Scheduled Activity (UOA)	
	2017	2018
April	0	0
May	0	0
June	0	0
July	0	0
August	0	0
September	0	0
October	0	0
November	0	0
December	0	11
January	0	
February	0	
March	0	
April	0	
May	0	
June	0	

QUALITY

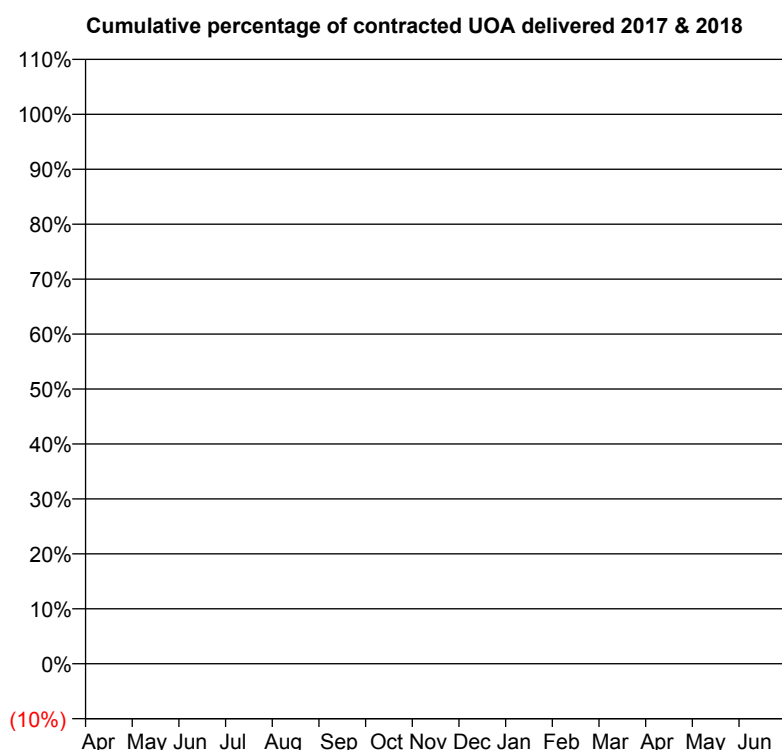
	Contract Quantity	Contract Base Number	Contract *	Region	England
% of all assessments that were assess and fit appliances (rolling 12 month period)	0	11	0.0%	56.4%	58.6%
% of all assessments that were assess and refuse (rolling 12 month period)	10	11	90.9%	11.2%	11.3%
% of all assessments that were assess and review (rolling 12 month period)	1	11	9.1%	32.4%	30.0%
% of terminated courses where treatment was abandoned or discontinued (rolling 12 month period)	0	1	0.0%	7.4%	7.4%
% of completed treatments indicating that PAR score was taken (year to date)	0	1	0.0%	60.0%	64.3%
Rate of removable appliances per 100 fixed appliances - proposed treatment (rolling 12 month period)	0	0	N/A	5.44	5.53
Rate of removable appliances per 100 fixed appliances - completed treatment (rolling 12 month period)	0	0	N/A	4.01	4.60
% of courses of treatment with removable appliances only - proposed treatment (rolling 12 month period)	0	0	N/A	1.4%	1.9%
% of courses of treatment with removable appliances only - completed treatment (rolling 12 month period)	0	1	0.0%	0.9%	1.4%
% of patients satisfied with the treatment they have received (rolling 12 month period)	0	0	N/A	95.8%	95.9%

* Figures in italics indicate that the base number is less than 100.

Q50 - Vital Signs Orthodontic At a Glance Contract Report for 100489/0000 - December 2017

Name or company name	Mr K Dobbs (NLAG Ortho Patients)	17/18 Contracted general activity (UDA)	0
Contract type name	PDS Contract	Carry forward general activity (UDA)	0
Purpose of contract	Orthodontic	17/18 Contracted orthodontic activity (UOA)	0
Contract start date	01/07/2017	Carry forward orthodontic activity (UOA)	0
Contract end date	31/12/2017	Baseline contract value	£170,969.00

ACCESS	Contract	England and Wales
24 month ratio of assessments to patient IDs	1.22	1.09

ACTIVITY


Month	Adjusted Scheduled Activity (UOA)	
	2017	2018
April	0	0
May	0	0
June	0	0
July	0	0
August	0	0
September	0	0
October	0	767
November	0	1,872
December	0	2,308
January	0	
February	0	
March	0	
April	0	
May	0	
June	0	

QUALITY	Contract Quantity	Contract Base Number	Contract *	Region	England
% of all assessments that were assess and fit appliances (rolling 12 month period)	134	169	79.3%	56.4%	58.6%
% of all assessments that were assess and refuse (rolling 12 month period)	0	169	0.0%	11.2%	11.3%
% of all assessments that were assess and review (rolling 12 month period)	35	169	20.7%	32.4%	30.0%
% of terminated courses where treatment was abandoned or discontinued (rolling 12 month period)	0	0	N/A	7.4%	7.4%
% of completed treatments indicating that PAR score was taken (year to date)	0	0	N/A	60.0%	64.3%
Rate of removable appliances per 100 fixed appliances - proposed treatment (rolling 12 month period)	1	247	0.40	5.44	5.53
Rate of removable appliances per 100 fixed appliances - completed treatment (rolling 12 month period)	0	0	N/A	4.01	4.60
% of courses of treatment with removable appliances only - proposed treatment (rolling 12 month period)	1	134	0.7%	1.4%	1.9%
% of courses of treatment with removable appliances only - completed treatment (rolling 12 month period)	0	0	N/A	0.9%	1.4%
% of patients satisfied with the treatment they have received (rolling 12 month period)	2	2	100.0%	95.8%	95.9%

* Figures in italics indicate that the base number is less than 100.

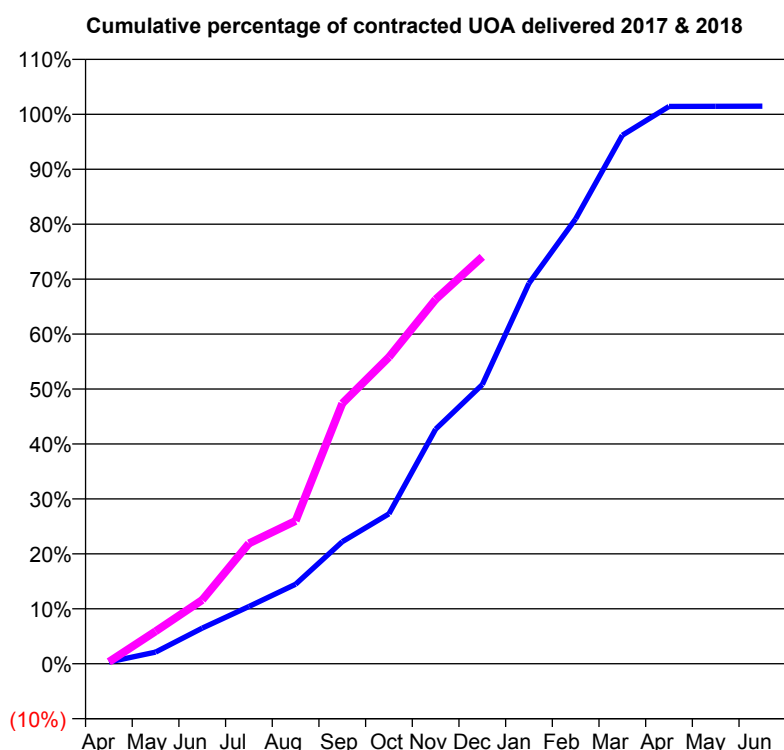
Q50 - Vital Signs Orthodontic At a Glance Contract Report for 101974/0001 - December 2017

Name or company name	SMILE ORTHODONTICS YORKSHIRE LLI
Contract type name	PDS Contract
Purpose of contract	Orthodontic
Contract start date	01/04/2012
Contract end date	31/03/2019

17/18 Contracted general activity (UDA)	0
Carry forward general activity (UDA)	0
17/18 Contracted orthodontic activity (UOA)	13,002
Carry forward orthodontic activity (UOA)	0
Baseline contract value	£737,131.83

ACCESS

	Contract	England and Wales
24 month ratio of assessments to patient IDs	1.03	1.09

ACTIVITY


Month	Adjusted Scheduled Activity (UOA)	
	2017	2018
April	42	46
May	275	767
June	843	1,509
July	1,354	2,848
August	1,881	3,382
September	2,889	6,161
October	3,547	7,254
November	5,553	8,620
December	6,605	9,627
January	9,003	
February	10,528	
March	12,505	
April	13,186	
May	13,189	
June	13,195	

QUALITY

	Contract Quantity	Contract Base Number	Contract *	Region	England
% of all assessments that were assess and fit appliances (rolling 12 month period)	774	971	79.7%	56.4%	58.6%
% of all assessments that were assess and refuse (rolling 12 month period)	63	971	6.5%	11.2%	11.3%
% of all assessments that were assess and review (rolling 12 month period)	134	971	13.8%	32.4%	30.0%
% of terminated courses where treatment was abandoned or discontinued (rolling 12 month period)	57	550	10.4%	7.4%	7.4%
% of completed treatments indicating that PAR score was taken (year to date)	0	243	0.0%	60.0%	64.3%
Rate of removable appliances per 100 fixed appliances - proposed treatment (rolling 12 month period)	82	1,515	5.41	5.44	5.53
Rate of removable appliances per 100 fixed appliances - completed treatment (rolling 12 month period)	15	963	1.56	4.01	4.60
% of courses of treatment with removable appliances only - proposed treatment (rolling 12 month period)	11	774	1.4%	1.4%	1.9%
% of courses of treatment with removable appliances only - completed treatment (rolling 12 month period)	8	493	1.6%	0.9%	1.4%
% of patients satisfied with the treatment they have received (rolling 12 month period)	12	12	100.0%	95.8%	95.9%

* Figures in italics indicate that the base number is less than 100.

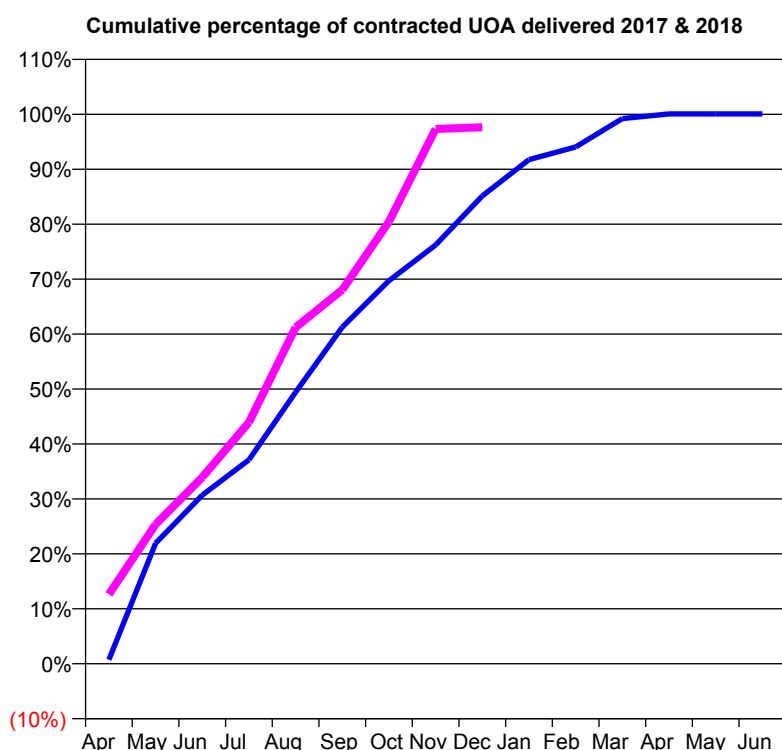
Q50 - Vital Signs Orthodontic At a Glance Contract Report for 102741/0001 - December 2017

Name or company name	Orthokind Limited
Contract type name	PDS Contract
Purpose of contract	Orthodontic
Contract start date	21/10/2010
Contract end date	31/03/2019

17/18 Contracted general activity (UDA)	0
Carry forward general activity (UDA)	0
17/18 Contracted orthodontic activity (UOA)	7,500
Carry forward orthodontic activity (UOA)	0
Baseline contract value	£425,202.94

ACCESS	Contract	England and Wales
---------------	-----------------	--------------------------

24 month ratio of assessments to patient IDs	1.05	1.09
--	------	------

ACTIVITY


Month	Adjusted Scheduled Activity (UOA)	
	2017	2018
April	56	948
May	1,645	1,903
June	2,301	2,545
July	2,784	3,294
August	3,706	4,590
September	4,594	5,103
October	5,229	6,034
November	5,717	7,299
December	6,386	7,322
January	6,881	
February	7,053	
March	7,441	
April	7,505	
May	7,505	
June	7,505	

QUALITY	Contract Quantity	Contract Base Number	Contract *	Region	England
----------------	--------------------------	-----------------------------	-------------------	---------------	----------------

% of all assessments that were assess and fit appliances (rolling 12 month period)	408	470	86.8%	56.4%	58.6%
% of all assessments that were assess and refuse (rolling 12 month period)	23	470	4.9%	11.2%	11.3%
% of all assessments that were assess and review (rolling 12 month period)	39	470	8.3%	32.4%	30.0%
% of terminated courses where treatment was abandoned or discontinued (rolling 12 month period)	12	318	3.8%	7.4%	7.4%
% of completed treatments indicating that PAR score was taken (year to date)	151	230	65.7%	60.0%	64.3%
Rate of removable appliances per 100 fixed appliances - proposed treatment (rolling 12 month period)	15	785	1.91	5.44	5.53
Rate of removable appliances per 100 fixed appliances - completed treatment (rolling 12 month period)	16	592	2.70	4.01	4.60
% of courses of treatment with removable appliances only - proposed treatment (rolling 12 month period)	10	408	2.5%	1.4%	1.9%
% of courses of treatment with removable appliances only - completed treatment (rolling 12 month period)	8	306	2.6%	0.9%	1.4%
% of patients satisfied with the treatment they have received (rolling 12 month period)	13	13	100.0%	95.8%	95.9%

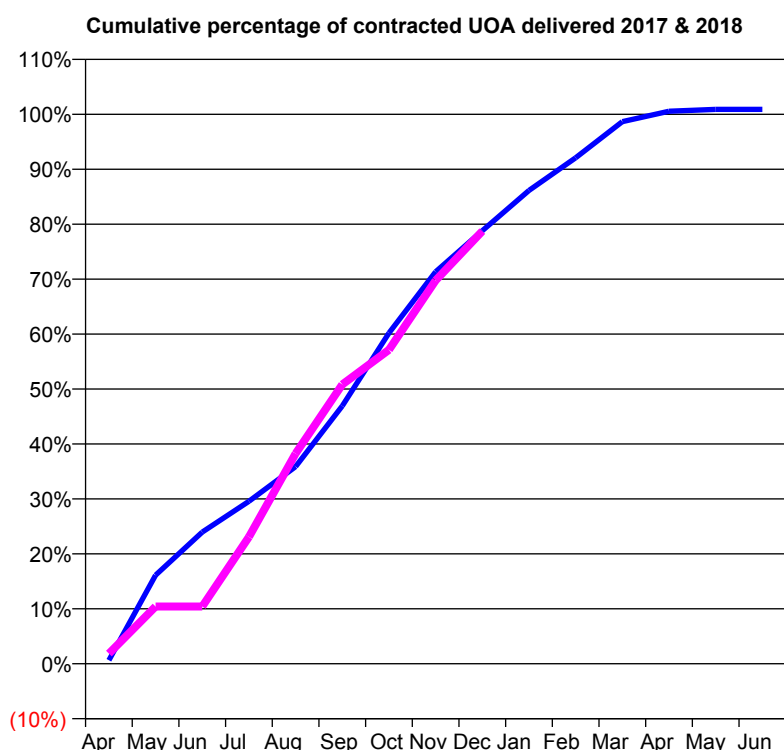
* Figures in italics indicate that the base number is less than 100.

Q50 - Vital Signs Orthodontic At a Glance Contract Report for 106003/0001 - December 2017

Name or company name	Orthodontic Centre (UK) Limited Company
Contract type name	PDS Contract
Purpose of contract	Orthodontic
Contract start date	01/04/2012
Contract end date	31/03/2018

17/18 Contracted general activity (UDA)	0
Carry forward general activity (UDA)	0
17/18 Contracted orthodontic activity (UOA)	12,421
Carry forward orthodontic activity (UOA)	0
Baseline contract value	£683,363.32

ACCESS	Contract	England and Wales
24 month ratio of assessments to patient IDs	1.10	1.09

ACTIVITY


Month	Adjusted Scheduled Activity (UOA)	
	2017	2018
April	81	230
May	2,002	1,296
June	2,978	1,296
July	3,672	2,867
August	4,457	4,751
September	5,828	6,314
October	7,476	7,097
November	8,859	8,665
December	9,790	9,779
January	10,699	
February	11,437	
March	12,254	
April	12,490	
May	12,532	
June	12,532	

QUALITY	Contract Quantity	Contract Base Number	Contract *	Region	England
% of all assessments that were assess and fit appliances (rolling 12 month period)	574	1,189	48.3%	56.4%	58.6%
% of all assessments that were assess and refuse (rolling 12 month period)	107	1,189	9.0%	11.2%	11.3%
% of all assessments that were assess and review (rolling 12 month period)	508	1,189	42.7%	32.4%	30.0%
% of terminated courses where treatment was abandoned or discontinued (rolling 12 month period)	14	566	2.5%	7.4%	7.4%
% of completed treatments indicating that PAR score was taken (year to date)	33	413	8.0%	60.0%	64.3%
Rate of removable appliances per 100 fixed appliances - proposed treatment (rolling 12 month period)	81	1,115	7.26	5.44	5.53
Rate of removable appliances per 100 fixed appliances - completed treatment (rolling 12 month period)	13	1,066	1.22	4.01	4.60
% of courses of treatment with removable appliances only - proposed treatment (rolling 12 month period)	3	574	0.5%	1.4%	1.9%
% of courses of treatment with removable appliances only - completed treatment (rolling 12 month period)	1	552	0.2%	0.9%	1.4%
% of patients satisfied with the treatment they have received (rolling 12 month period)	27	28	96.4%	95.8%	95.9%

* Figures in italics indicate that the base number is less than 100.

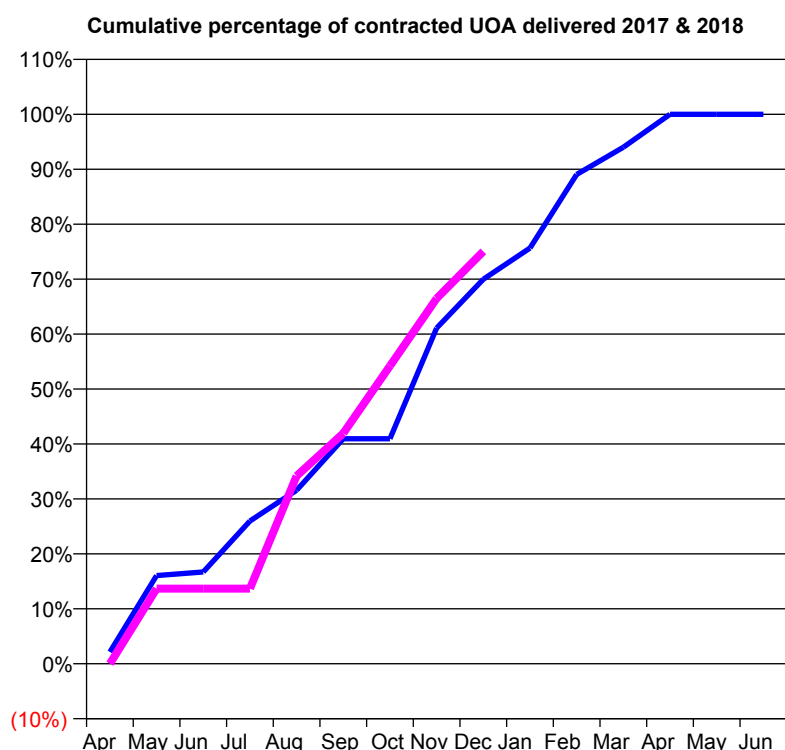
Q50 - Vital Signs Orthodontic At a Glance Contract Report for 106003/0002 - December 2017

Name or company name	Orthodontic Centre (UK) Limited Company
Contract type name	PDS Contract
Purpose of contract	Orthodontic
Contract start date	01/01/2013
Contract end date	31/12/2019

17/18 Contracted general activity (UDA)	0
Carry forward general activity (UDA)	0
17/18 Contracted orthodontic activity (UOA)	3,500
Carry forward orthodontic activity (UOA)	0
Baseline contract value	£186,264.95

ACCESS

	Contract	England and Wales
24 month ratio of assessments to patient IDs	1.09	1.09

ACTIVITY


Month	Adjusted Scheduled Activity (UOA)	
	2017	2018
April	75	0
May	562	479
June	585	479
July	909	479
August	1,105	1,196
September	1,433	1,468
October	1,433	1,897
November	2,138	2,327
December	2,449	2,627
January	2,648	
February	3,117	
March	3,290	
April	3,500	
May	3,500	
June	3,500	

QUALITY

	Contract Quantity	Contract Base Number	Contract *	Region	England
% of all assessments that were assess and fit appliances (rolling 12 month period)	171	275	62.2%	56.4%	58.6%
% of all assessments that were assess and refuse (rolling 12 month period)	28	275	10.2%	11.2%	11.3%
% of all assessments that were assess and review (rolling 12 month period)	76	275	27.6%	32.4%	30.0%
% of terminated courses where treatment was abandoned or discontinued (rolling 12 month period)	11	152	7.2%	7.4%	7.4%
% of completed treatments indicating that PAR score was taken (year to date)	6	112	5.4%	60.0%	64.3%
Rate of removable appliances per 100 fixed appliances - proposed treatment (rolling 12 month period)	34	338	10.06	5.44	5.53
Rate of removable appliances per 100 fixed appliances - completed treatment (rolling 12 month period)	18	275	6.55	4.01	4.60
% of courses of treatment with removable appliances only - proposed treatment (rolling 12 month period)	1	171	0.6%	1.4%	1.9%
% of courses of treatment with removable appliances only - completed treatment (rolling 12 month period)	0	141	0.0%	0.9%	1.4%
% of patients satisfied with the treatment they have received (rolling 12 month period)	6	6	100.0%	95.8%	95.9%

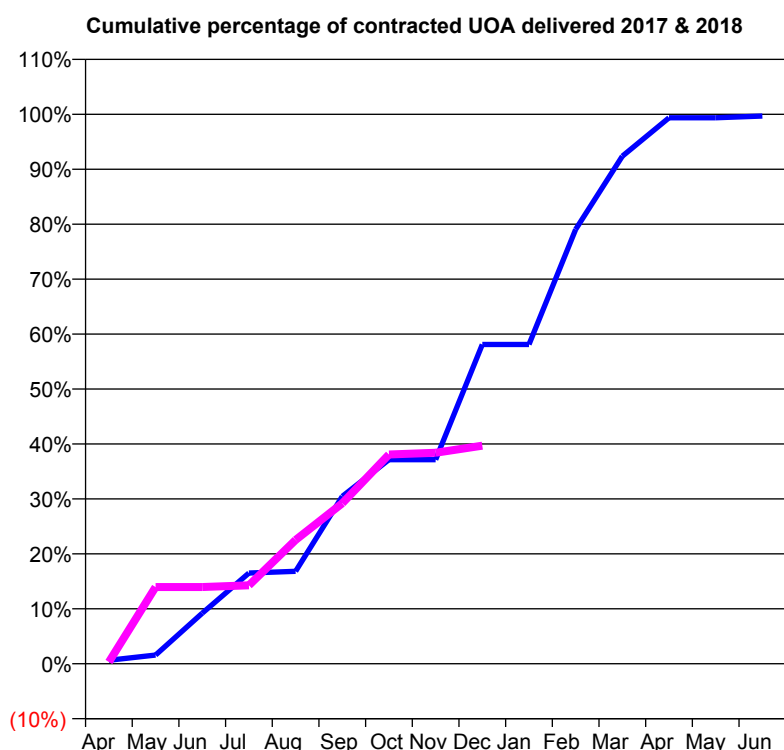
* Figures in italics indicate that the base number is less than 100.

Q50 - Vital Signs Orthodontic At a Glance Contract Report for 114650/0002 - December 2017

Name or company name	Community Dental Clinic
Contract type name	PDS Contract
Purpose of contract	General and Orthodontic
Contract start date	01/05/2007
Contract end date	30/09/2018

17/18 Contracted general activity (UDA)	9,000
Carry forward general activity (UDA)	0
17/18 Contracted orthodontic activity (UOA)	315
Carry forward orthodontic activity (UOA)	0
Baseline contract value	£881,931.80

ACCESS	Contract	England and Wales
24 month ratio of assessments to patient IDs	1.07	1.09

ACTIVITY


Month	Adjusted Scheduled Activity (UOA)	
	2017	2018
April	2	1
May	5	44
June	29	44
July	52	45
August	53	71
September	96	92
October	117	120
November	117	121
December	183	125
January	183	
February	249	
March	291	
April	313	
May	313	
June	314	

QUALITY	Contract Quantity	Contract Base Number	Contract *	Region	England
% of all assessments that were assess and fit appliances (rolling 12 month period)	12	37	32.4%	56.4%	58.6%
% of all assessments that were assess and refuse (rolling 12 month period)	0	37	0.0%	11.2%	11.3%
% of all assessments that were assess and review (rolling 12 month period)	25	37	67.6%	32.4%	30.0%
% of terminated courses where treatment was abandoned or discontinued (rolling 12 month period)	2	3	66.7%	7.4%	7.4%
% of completed treatments indicating that PAR score was taken (year to date)	0	1	0.0%	60.0%	64.3%
Rate of removable appliances per 100 fixed appliances - proposed treatment (rolling 12 month period)	0	0	N/A	5.44	5.53
Rate of removable appliances per 100 fixed appliances - completed treatment (rolling 12 month period)	0	0	N/A	4.01	4.60
% of courses of treatment with removable appliances only - proposed treatment (rolling 12 month period)	0	12	0.0%	1.4%	1.9%
% of courses of treatment with removable appliances only - completed treatment (rolling 12 month period)	0	1	0.0%	0.9%	1.4%
% of patients satisfied with the treatment they have received (rolling 12 month period)	0	0	N/A	95.8%	95.9%

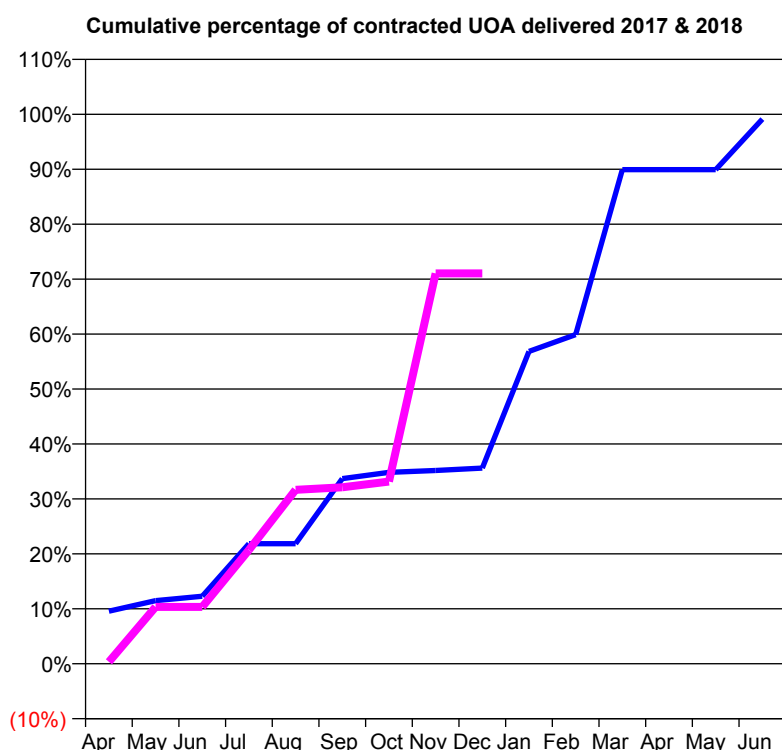
* Figures in italics indicate that the base number is less than 100.

Q50 - Vital Signs Orthodontic At a Glance Contract Report for 115339/0001 - December 2017

Name or company name	Bondgate Dental Practice
Contract type name	GDS Contract
Purpose of contract	General and Orthodontic
Contract start date	01/03/2015
Contract end date	

17/18 Contracted general activity (UDA)	9,998
Carry forward general activity (UDA)	0
17/18 Contracted orthodontic activity (UOA)	228
Carry forward orthodontic activity (UOA)	0
Baseline contract value	£262,927.98

ACCESS	Contract	England and Wales
24 month ratio of assessments to patient IDs	1.62	1.09

ACTIVITY


Month	Adjusted Scheduled Activity (UOA)	
	2017	2018
April	22	1
May	26	24
June	28	24
July	50	47
August	50	72
September	77	73
October	79	76
November	80	162
December	81	162
January	130	
February	137	
March	205	
April	205	
May	205	
June	226	

QUALITY	Contract Quantity	Contract Base Number	Contract *	Region	England
% of all assessments that were assess and fit appliances (rolling 12 month period)	16	31	51.6%	56.4%	58.6%
% of all assessments that were assess and refuse (rolling 12 month period)	0	31	0.0%	11.2%	11.3%
% of all assessments that were assess and review (rolling 12 month period)	15	31	48.4%	32.4%	30.0%
% of terminated courses where treatment was abandoned or discontinued (rolling 12 month period)	4	15	26.7%	7.4%	7.4%
% of completed treatments indicating that PAR score was taken (year to date)	10	10	100.0%	60.0%	64.3%
Rate of removable appliances per 100 fixed appliances - proposed treatment (rolling 12 month period)	3	24	12.50	5.44	5.53
Rate of removable appliances per 100 fixed appliances - completed treatment (rolling 12 month period)	2	20	10.00	4.01	4.60
% of courses of treatment with removable appliances only - proposed treatment (rolling 12 month period)	2	16	12.5%	1.4%	1.9%
% of courses of treatment with removable appliances only - completed treatment (rolling 12 month period)	1	11	9.1%	0.9%	1.4%
% of patients satisfied with the treatment they have received (rolling 12 month period)	0	0	N/A	95.8%	95.9%

* Figures in italics indicate that the base number is less than 100.

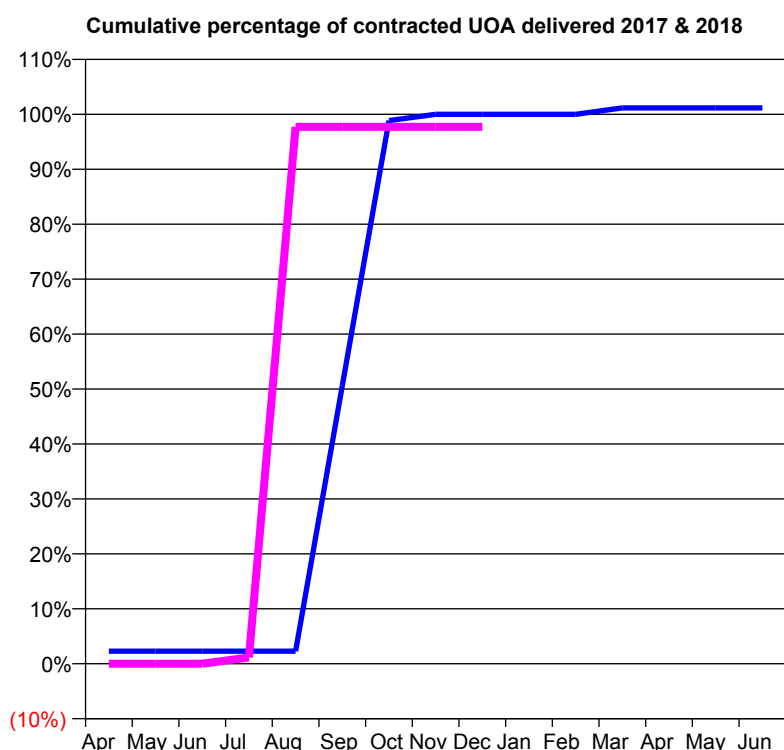
Q50 - Vital Signs Orthodontic At a Glance Contract Report for 121517/0001 - December 2017

Name or company name	K L DOBBS
Contract type name	GDS Contract
Purpose of contract	General and Orthodontic
Contract start date	01/11/2014
Contract end date	

17/18 Contracted general activity (UDA)	27,495
Carry forward general activity (UDA)	0
17/18 Contracted orthodontic activity (UOA)	87
Carry forward orthodontic activity (UOA)	0
Baseline contract value	£1,014,215.22

ACCESS

	Contract	England and Wales
24 month ratio of assessments to patient IDs	1.00	1.09

ACTIVITY


Month	Adjusted Scheduled Activity (UOA)	
	2017	2018
April	2	0
May	2	0
June	2	0
July	2	1
August	2	85
September	44	85
October	86	85
November	87	85
December	87	85
January	87	
February	87	
March	88	
April	88	
May	88	
June	88	

QUALITY

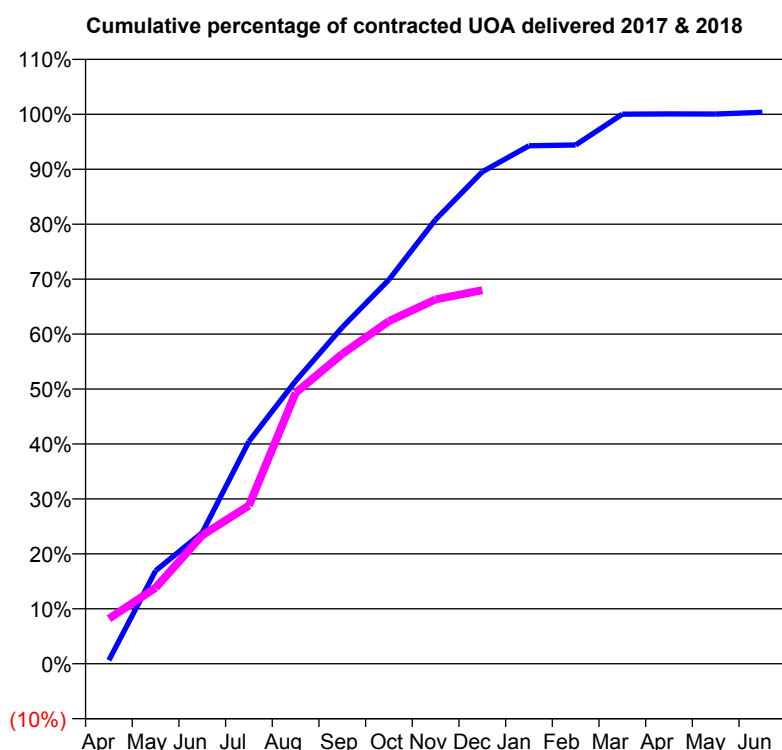
	Contract Quantity	Contract Base Number	Contract *	Region	England
% of all assessments that were assess and fit appliances (rolling 12 month period)	4	6	66.7%	56.4%	58.6%
% of all assessments that were assess and refuse (rolling 12 month period)	0	6	0.0%	11.2%	11.3%
% of all assessments that were assess and review (rolling 12 month period)	2	6	33.3%	32.4%	30.0%
% of terminated courses where treatment was abandoned or discontinued (rolling 12 month period)	0	2	0.0%	7.4%	7.4%
% of completed treatments indicating that PAR score was taken (year to date)	0	2	0.0%	60.0%	64.3%
Rate of removable appliances per 100 fixed appliances - proposed treatment (rolling 12 month period)	1	8	12.50	5.44	5.53
Rate of removable appliances per 100 fixed appliances - completed treatment (rolling 12 month period)	0	4	0.00	4.01	4.60
% of courses of treatment with removable appliances only - proposed treatment (rolling 12 month period)	0	4	0.0%	1.4%	1.9%
% of courses of treatment with removable appliances only - completed treatment (rolling 12 month period)	0	2	0.0%	0.9%	1.4%
% of patients satisfied with the treatment they have received (rolling 12 month period)	0	0	N/A	95.8%	95.9%

* Figures in italics indicate that the base number is less than 100.

Q50 - Vital Signs Orthodontic At a Glance Contract Report for 121517/0002 - December 2017

Name or company name	K L DOBBS	17/18 Contracted general activity (UDA)	0
Contract type name	GDS Contract	Carry forward general activity (UDA)	0
Purpose of contract	Orthodontic	17/18 Contracted orthodontic activity (UOA)	7,192
Contract start date	01/11/2014	Carry forward orthodontic activity (UOA)	0
Contract end date		Baseline contract value	£433,886.71

ACCESS	Contract	England and Wales
24 month ratio of assessments to patient IDs	1.05	1.09

ACTIVITY


Month	Adjusted Scheduled Activity (UOA)	
	2017	2018
April	46	590
May	1,218	994
June	1,716	1,682
July	2,911	2,070
August	3,700	3,545
September	4,405	4,056
October	5,028	4,485
November	5,815	4,770
December	6,440	4,890
January	6,779	
February	6,790	
March	7,194	
April	7,196	
May	7,195	
June	7,217	

QUALITY

	Contract Quantity	Contract Base Number	Contract *	Region	England
% of all assessments that were assess and fit appliances (rolling 12 month period)	265	424	62.5%	56.4%	58.6%
% of all assessments that were assess and refuse (rolling 12 month period)	1	424	0.2%	11.2%	11.3%
% of all assessments that were assess and review (rolling 12 month period)	158	424	37.3%	32.4%	30.0%
% of terminated courses where treatment was abandoned or discontinued (rolling 12 month period)	18	312	5.8%	7.4%	7.4%
% of completed treatments indicating that PAR score was taken (year to date)	6	218	2.8%	60.0%	64.3%
Rate of removable appliances per 100 fixed appliances - proposed treatment (rolling 12 month period)	2	515	0.39	5.44	5.53
Rate of removable appliances per 100 fixed appliances - completed treatment (rolling 12 month period)	15	556	2.70	4.01	4.60
% of courses of treatment with removable appliances only - proposed treatment (rolling 12 month period)	1	265	0.4%	1.4%	1.9%
% of courses of treatment with removable appliances only - completed treatment (rolling 12 month period)	5	294	1.7%	0.9%	1.4%
% of patients satisfied with the treatment they have received (rolling 12 month period)	10	11	90.9%	95.8%	95.9%

* Figures in italics indicate that the base number is less than 100.

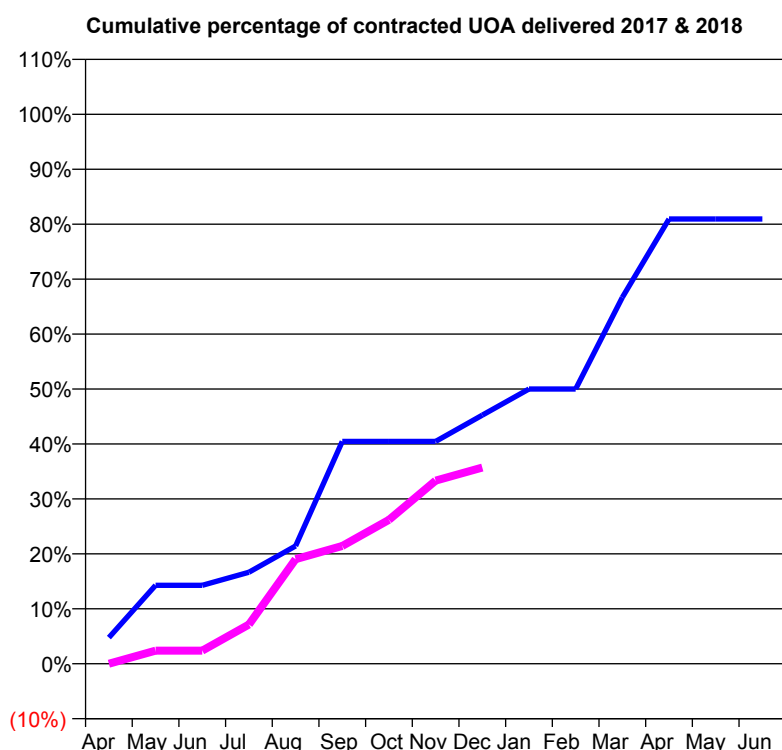
Q50 - Vital Signs Orthodontic At a Glance Contract Report for 125717/0001 - December 2017

Name or company name	Andrew Jones Dental Practice Ltd
Contract type name	GDS Contract
Purpose of contract	General and Orthodontic
Contract start date	01/04/2008
Contract end date	

17/18 Contracted general activity (UDA)	5,433
Carry forward general activity (UDA)	0
17/18 Contracted orthodontic activity (UOA)	42
Carry forward orthodontic activity (UOA)	0
Baseline contract value	£150,764.76

ACCESS

	Contract	England and Wales
24 month ratio of assessments to patient IDs	1.07	1.09

ACTIVITY


Month	Adjusted Scheduled Activity (UOA)	
	2017	2018
April	2	0
May	6	1
June	6	1
July	7	3
August	9	8
September	17	9
October	17	11
November	17	14
December	19	15
January	21	
February	21	
March	28	
April	34	
May	34	
June	34	

QUALITY

	Contract Quantity	Contract Base Number	Contract *	Region	England
% of all assessments that were assess and fit appliances (rolling 12 month period)	0	31	0.0%	56.4%	58.6%
% of all assessments that were assess and refuse (rolling 12 month period)	5	31	16.1%	11.2%	11.3%
% of all assessments that were assess and review (rolling 12 month period)	26	31	83.9%	32.4%	30.0%
% of terminated courses where treatment was abandoned or discontinued (rolling 12 month period)	0	0	N/A	7.4%	7.4%
% of completed treatments indicating that PAR score was taken (year to date)	0	0	N/A	60.0%	64.3%
Rate of removable appliances per 100 fixed appliances - proposed treatment (rolling 12 month period)	0	0	N/A	5.44	5.53
Rate of removable appliances per 100 fixed appliances - completed treatment (rolling 12 month period)	0	0	N/A	4.01	4.60
% of courses of treatment with removable appliances only - proposed treatment (rolling 12 month period)	0	0	N/A	1.4%	1.9%
% of courses of treatment with removable appliances only - completed treatment (rolling 12 month period)	0	0	N/A	0.9%	1.4%
% of patients satisfied with the treatment they have received (rolling 12 month period)	0	0	N/A	95.8%	95.9%

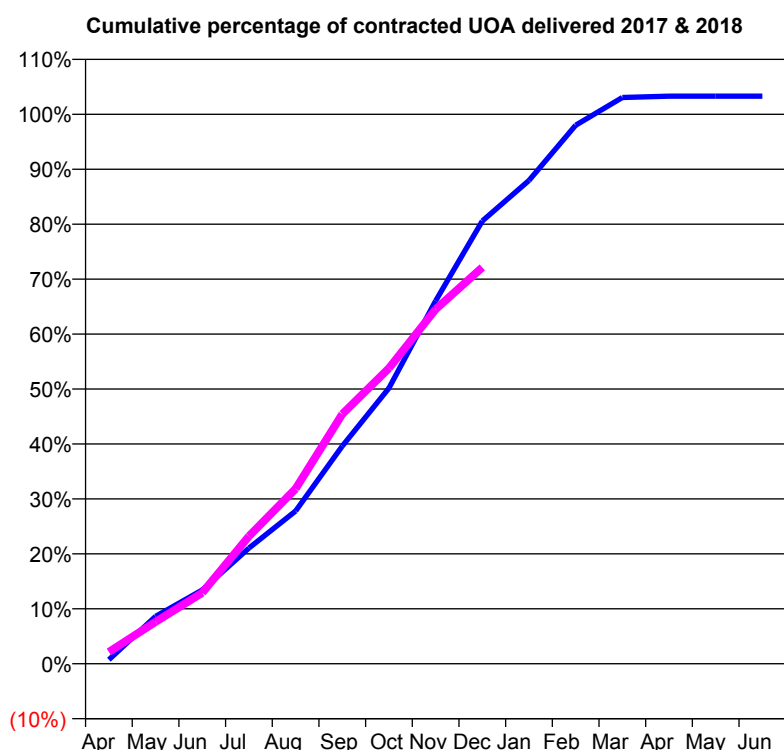
* Figures in italics indicate that the base number is less than 100.

Q50 - Vital Signs Orthodontic At a Glance Contract Report for 132330/0001 - December 2017

Name or company name	Quantum Ortho Limited
Contract type name	PDS Contract
Purpose of contract	Orthodontic
Contract start date	01/04/2010
Contract end date	31/03/2018

17/18 Contracted general activity (UDA)	0
Carry forward general activity (UDA)	0
17/18 Contracted orthodontic activity (UOA)	8,812
Carry forward orthodontic activity (UOA)	0
Baseline contract value	£566,133.93

ACCESS	Contract	England and Wales
24 month ratio of assessments to patient IDs	1.06	1.09

ACTIVITY


Month	Adjusted Scheduled Activity (UOA)	
	2017	2018
April	66	189
May	760	672
June	1,183	1,138
July	1,855	2,046
August	2,450	2,806
September	3,491	4,005
October	4,422	4,740
November	5,819	5,685
December	7,100	6,357
January	7,751	
February	8,637	
March	9,080	
April	9,102	
May	9,102	
June	9,102	

QUALITY	Contract Quantity	Contract Base Number	Contract *	Region	England
% of all assessments that were assess and fit appliances (rolling 12 month period)	401	403	99.5%	56.4%	58.6%
% of all assessments that were assess and refuse (rolling 12 month period)	0	403	0.0%	11.2%	11.3%
% of all assessments that were assess and review (rolling 12 month period)	2	403	0.5%	32.4%	30.0%
% of terminated courses where treatment was abandoned or discontinued (rolling 12 month period)	24	343	7.0%	7.4%	7.4%
% of completed treatments indicating that PAR score was taken (year to date)	185	217	85.3%	60.0%	64.3%
Rate of removable appliances per 100 fixed appliances - proposed treatment (rolling 12 month period)	4	788	0.51	5.44	5.53
Rate of removable appliances per 100 fixed appliances - completed treatment (rolling 12 month period)	4	626	0.64	4.01	4.60
% of courses of treatment with removable appliances only - proposed treatment (rolling 12 month period)	1	401	0.2%	1.4%	1.9%
% of courses of treatment with removable appliances only - completed treatment (rolling 12 month period)	0	319	0.0%	0.9%	1.4%
% of patients satisfied with the treatment they have received (rolling 12 month period)	12	12	100.0%	95.8%	95.9%

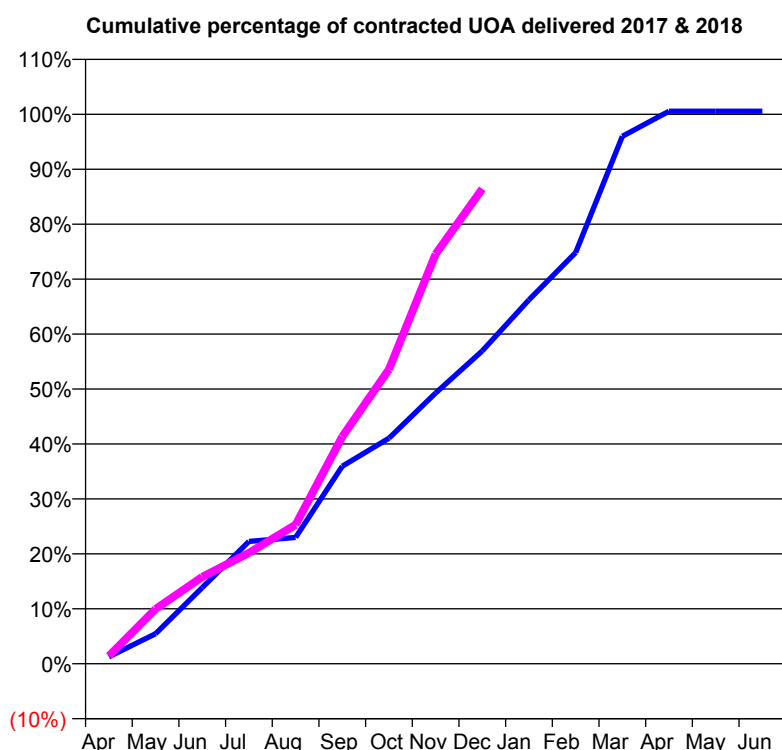
* Figures in italics indicate that the base number is less than 100.

Q50 - Vital Signs Orthodontic At a Glance Contract Report for 132667/0001 - December 2017

Name or company name	Barton Dental Care Limited
Contract type name	GDS Contract
Purpose of contract	General and Orthodontic
Contract start date	01/04/2011
Contract end date	

17/18 Contracted general activity (UDA)	9,295
Carry forward general activity (UDA)	0
17/18 Contracted orthodontic activity (UOA)	548
Carry forward orthodontic activity (UOA)	0
Baseline contract value	£329,079.13

ACCESS	Contract	England and Wales
24 month ratio of assessments to patient IDs	1.62	1.09

ACTIVITY


Month	Adjusted Scheduled Activity (UOA)	
	2017	2018
April	7	8
May	30	55
June	76	87
July	122	111
August	126	139
September	197	227
October	225	294
November	270	409
December	312	474
January	363	
February	410	
March	526	
April	551	
May	551	
June	551	

QUALITY	Contract Quantity	Contract Base Number	Contract *	Region	England
% of all assessments that were assess and fit appliances (rolling 12 month period)	30	111	27.0%	56.4%	58.6%
% of all assessments that were assess and refuse (rolling 12 month period)	1	111	0.9%	11.2%	11.3%
% of all assessments that were assess and review (rolling 12 month period)	80	111	72.1%	32.4%	30.0%
% of terminated courses where treatment was abandoned or discontinued (rolling 12 month period)	0	1	0.0%	7.4%	7.4%
% of completed treatments indicating that PAR score was taken (year to date)	0	1	0.0%	60.0%	64.3%
Rate of removable appliances per 100 fixed appliances - proposed treatment (rolling 12 month period)	2	54	3.70	5.44	5.53
Rate of removable appliances per 100 fixed appliances - completed treatment (rolling 12 month period)	1	0	N/A	4.01	4.60
% of courses of treatment with removable appliances only - proposed treatment (rolling 12 month period)	1	30	3.3%	1.4%	1.9%
% of courses of treatment with removable appliances only - completed treatment (rolling 12 month period)	1	1	100.0%	0.9%	1.4%
% of patients satisfied with the treatment they have received (rolling 12 month period)	0	0	N/A	95.8%	95.9%

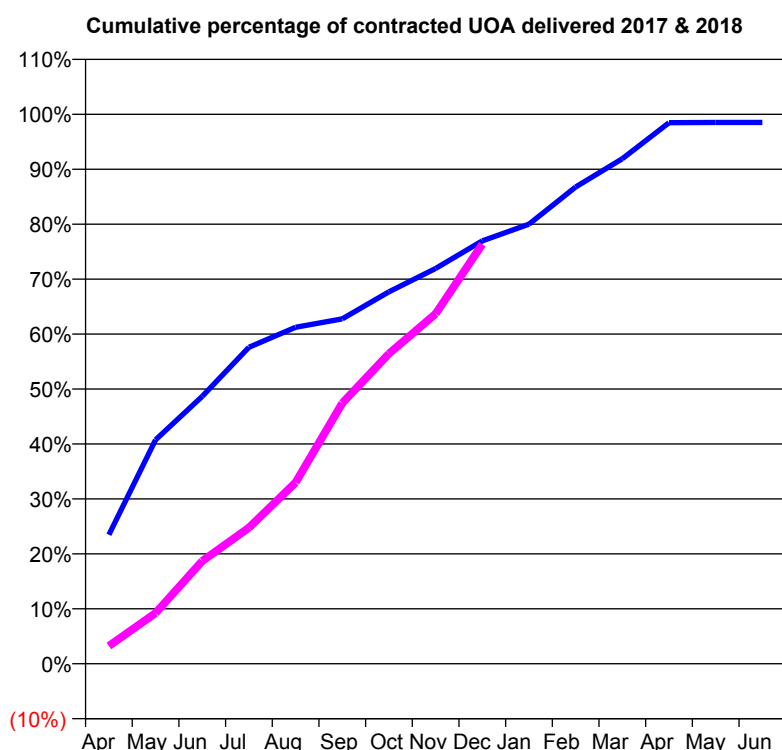
* Figures in italics indicate that the base number is less than 100.

Q50 - Vital Signs Orthodontic At a Glance Contract Report for 141313/0001 - December 2017

Name or company name	C R ORTHODONTICS LTD
Contract type name	PDS Contract
Purpose of contract	Orthodontic
Contract start date	01/01/2011
Contract end date	31/03/2019

17/18 Contracted general activity (UDA)	0
Carry forward general activity (UDA)	0
17/18 Contracted orthodontic activity (UOA)	3,000
Carry forward orthodontic activity (UOA)	0
Baseline contract value	£170,081.19

ACCESS	Contract	England and Wales
24 month ratio of assessments to patient IDs	1.18	1.09

ACTIVITY


Month	Adjusted Scheduled Activity (UOA)	
	2017	2018
April	704	97
May	1,223	277
June	1,460	561
July	1,728	743
August	1,837	990
September	1,883	1,423
October	2,031	1,693
November	2,158	1,911
December	2,309	2,291
January	2,400	
February	2,603	
March	2,757	
April	2,954	
May	2,955	
June	2,955	

QUALITY

	Contract Quantity	Contract Base Number	Contract *	Region	England
% of all assessments that were assess and fit appliances (rolling 12 month period)	134	270	49.6%	56.4%	58.6%
% of all assessments that were assess and refuse (rolling 12 month period)	66	270	24.4%	11.2%	11.3%
% of all assessments that were assess and review (rolling 12 month period)	70	270	25.9%	32.4%	30.0%
% of terminated courses where treatment was abandoned or discontinued (rolling 12 month period)	6	80	7.5%	7.4%	7.4%
% of completed treatments indicating that PAR score was taken (year to date)	0	56	0.0%	60.0%	64.3%
Rate of removable appliances per 100 fixed appliances - proposed treatment (rolling 12 month period)	0	226	0.00	5.44	5.53
Rate of removable appliances per 100 fixed appliances - completed treatment (rolling 12 month period)	0	0	N/A	4.01	4.60
% of courses of treatment with removable appliances only - proposed treatment (rolling 12 month period)	0	134	0.0%	1.4%	1.9%
% of courses of treatment with removable appliances only - completed treatment (rolling 12 month period)	0	74	0.0%	0.9%	1.4%
% of patients satisfied with the treatment they have received (rolling 12 month period)	2	2	100.0%	95.8%	95.9%

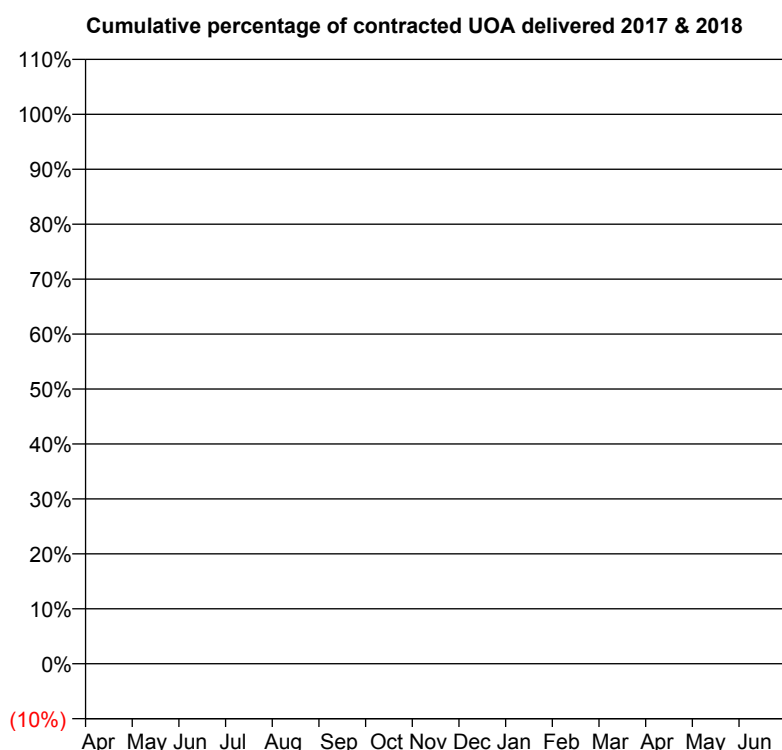
* Figures in italics indicate that the base number is less than 100.

Q50 - Vital Signs Orthodontic At a Glance Contract Report for 143332/0001 - December 2017

Name or company name	Cleethorpes Dental Practice Limited	17/18 Contracted general activity (UDA)	21,404
Contract type name	GDS Contract	Carry forward general activity (UDA)	0
Purpose of contract	General	17/18 Contracted orthodontic activity (UOA)	0
Contract start date	01/07/2012	Carry forward orthodontic activity (UOA)	0
Contract end date		Baseline contract value	£709,410.78

ACCESS

	Contract	England and Wales
24 month ratio of assessments to patient IDs	1.11	1.09

ACTIVITY


Month	Adjusted Scheduled Activity (UOA)	
	2017	2018
April	0	0
May	0	0
June	2	0
July	2	4
August	2	5
September	2	5
October	2	6
November	2	6
December	3	6
January	3	
February	4	
March	8	
April	10	
May	10	
June	10	

QUALITY

	Contract Quantity	Contract Base Number	Contract *	Region	England
% of all assessments that were assess and fit appliances (rolling 12 month period)	0	13	0.0%	56.4%	58.6%
% of all assessments that were assess and refuse (rolling 12 month period)	0	13	0.0%	11.2%	11.3%
% of all assessments that were assess and review (rolling 12 month period)	13	13	100.0%	32.4%	30.0%
% of terminated courses where treatment was abandoned or discontinued (rolling 12 month period)	3	16	18.8%	7.4%	7.4%
% of completed treatments indicating that PAR score was taken (year to date)	0	8	0.0%	60.0%	64.3%
Rate of removable appliances per 100 fixed appliances - proposed treatment (rolling 12 month period)	0	0	N/A	5.44	5.53
Rate of removable appliances per 100 fixed appliances - completed treatment (rolling 12 month period)	9	23	39.13	4.01	4.60
% of courses of treatment with removable appliances only - proposed treatment (rolling 12 month period)	0	0	N/A	1.4%	1.9%
% of courses of treatment with removable appliances only - completed treatment (rolling 12 month period)	1	13	7.7%	0.9%	1.4%
% of patients satisfied with the treatment they have received (rolling 12 month period)	0	0	N/A	95.8%	95.9%

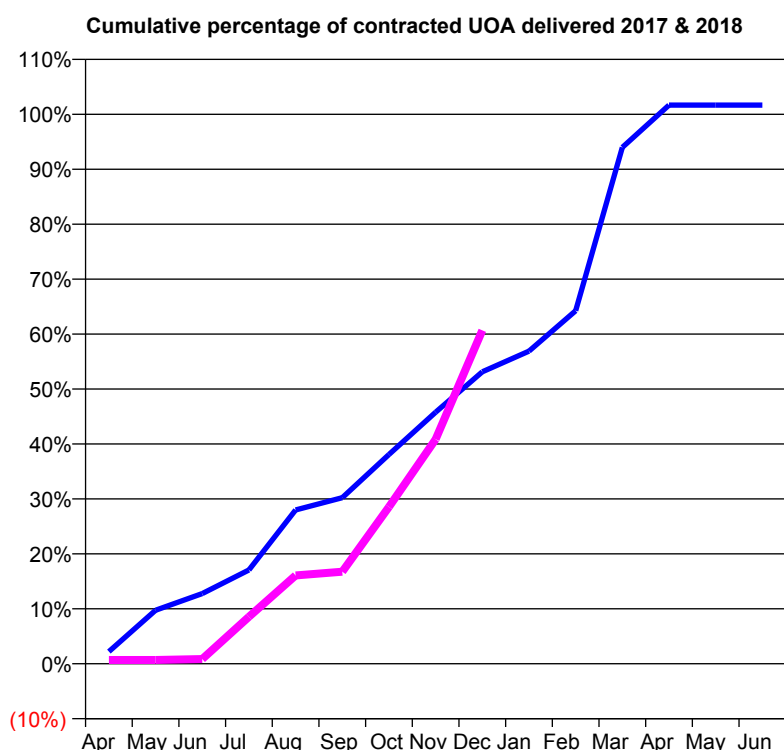
* Figures in italics indicate that the base number is less than 100.

Q50 - Vital Signs Orthodontic At a Glance Contract Report for 143464/0001 - December 2017

Name or company name	The Dental Health Practice Ltd.
Contract type name	GDS Contract
Purpose of contract	General and Orthodontic
Contract start date	01/01/2009
Contract end date	

17/18 Contracted general activity (UDA)	5,931
Carry forward general activity (UDA)	0
17/18 Contracted orthodontic activity (UOA)	585
Carry forward orthodontic activity (UOA)	0
Baseline contract value	£225,454.18

ACCESS	Contract	England and Wales
24 month ratio of assessments to patient IDs	1.19	1.09

ACTIVITY


Month	Adjusted Scheduled Activity (UOA)	
	2017	2018
April	13	4
May	57	4
June	75	5
July	100	50
August	164	94
September	177	98
October	223	167
November	268	239
December	311	355
January	333	
February	376	
March	550	
April	595	
May	595	
June	595	

QUALITY	Contract Quantity	Contract Base Number	Contract *	Region	England
% of all assessments that were assess and fit appliances (rolling 12 month period)	31	70	44.3%	56.4%	58.6%
% of all assessments that were assess and refuse (rolling 12 month period)	9	70	12.9%	11.2%	11.3%
% of all assessments that were assess and review (rolling 12 month period)	30	70	42.9%	32.4%	30.0%
% of terminated courses where treatment was abandoned or discontinued (rolling 12 month period)	0	21	0.0%	7.4%	7.4%
% of completed treatments indicating that PAR score was taken (year to date)	1	18	5.6%	60.0%	64.3%
Rate of removable appliances per 100 fixed appliances - proposed treatment (rolling 12 month period)	3	32	9.38	5.44	5.53
Rate of removable appliances per 100 fixed appliances - completed treatment (rolling 12 month period)	2	37	5.41	4.01	4.60
% of courses of treatment with removable appliances only - proposed treatment (rolling 12 month period)	3	31	9.7%	1.4%	1.9%
% of courses of treatment with removable appliances only - completed treatment (rolling 12 month period)	1	21	4.8%	0.9%	1.4%
% of patients satisfied with the treatment they have received (rolling 12 month period)	2	2	100.0%	95.8%	95.9%

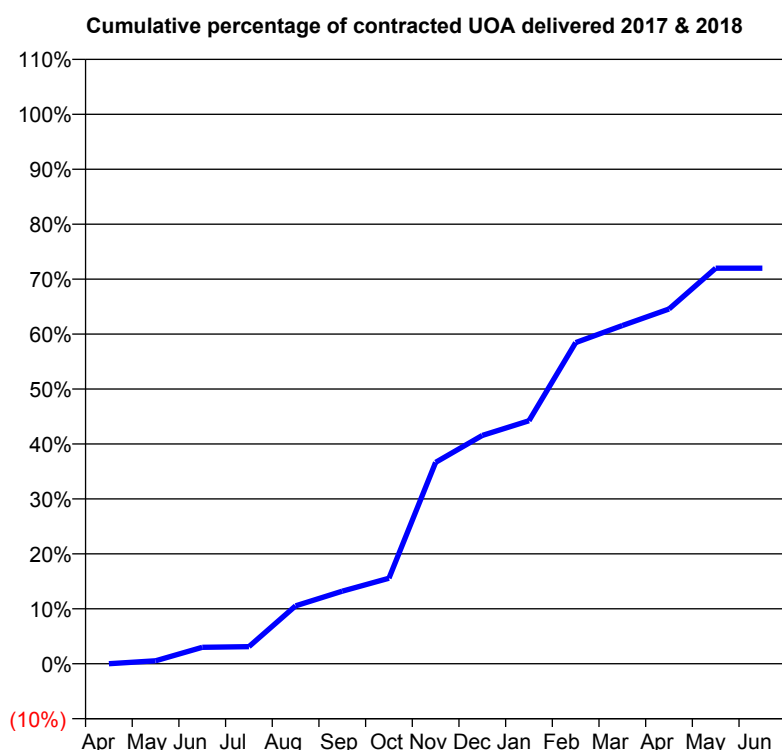
* Figures in italics indicate that the base number is less than 100.

Q50 - Vital Signs Orthodontic At a Glance Contract Report for 144940/0001 - December 2017

Name or company name	Wilsdon Dental	17/18 Contracted general activity (UDA)	0
Contract type name	PDS Contract	Carry forward general activity (UDA)	0
Purpose of contract	Orthodontic	17/18 Contracted orthodontic activity (UOA)	0
Contract start date	01/09/2014	Carry forward orthodontic activity (UOA)	0
Contract end date	31/03/2019	Baseline contract value	£25,638.99

ACCESS

	Contract	England and Wales
24 month ratio of assessments to patient IDs	1.10	1.09

ACTIVITY


Month	Adjusted Scheduled Activity (UOA)	
	2017	2018
April	0	0
May	5	84
June	27	147
July	28	210
August	95	210
September	119	210
October	140	210
November	330	210
December	374	210
January	398	
February	526	
March	554	
April	581	
May	648	
June	648	

QUALITY

	Contract Quantity	Contract Base Number	Contract *	Region	England
% of all assessments that were assess and fit appliances (rolling 12 month period)	24	42	57.1%	56.4%	58.6%
% of all assessments that were assess and refuse (rolling 12 month period)	5	42	11.9%	11.2%	11.3%
% of all assessments that were assess and review (rolling 12 month period)	13	42	31.0%	32.4%	30.0%
% of terminated courses where treatment was abandoned or discontinued (rolling 12 month period)	3	11	27.3%	7.4%	7.4%
% of completed treatments indicating that PAR score was taken (year to date)	6	7	85.7%	60.0%	64.3%
Rate of removable appliances per 100 fixed appliances - proposed treatment (rolling 12 month period)	0	0	N/A	5.44	5.53
Rate of removable appliances per 100 fixed appliances - completed treatment (rolling 12 month period)	0	0	N/A	4.01	4.60
% of courses of treatment with removable appliances only - proposed treatment (rolling 12 month period)	0	24	0.0%	1.4%	1.9%
% of courses of treatment with removable appliances only - completed treatment (rolling 12 month period)	0	8	0.0%	0.9%	1.4%
% of patients satisfied with the treatment they have received (rolling 12 month period)	0	0	N/A	95.8%	95.9%

* Figures in italics indicate that the base number is less than 100.

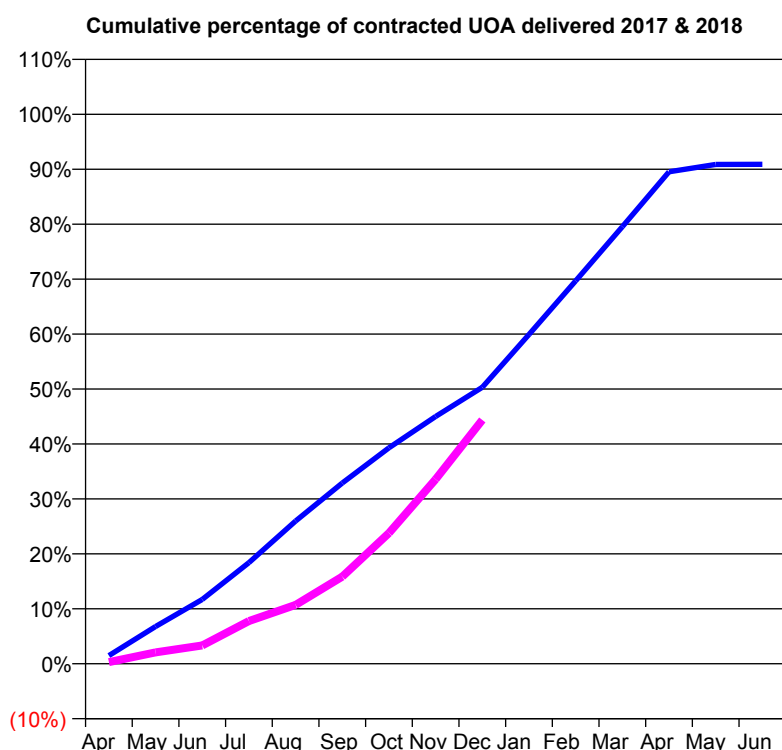
Q50 - Vital Signs Orthodontic At a Glance Contract Report for 147761/0001 - December 2017

Name or company name	ALPHA WINDMILL (YORK) LIMITED
Contract type name	PDS Contract
Purpose of contract	Orthodontic
Contract start date	01/04/2012
Contract end date	31/03/2019

17/18 Contracted general activity (UDA)	0
Carry forward general activity (UDA)	0
17/18 Contracted orthodontic activity (UOA)	8,000
Carry forward orthodontic activity (UOA)	0
Baseline contract value	£445,302.54

ACCESS

	Contract	England and Wales
24 month ratio of assessments to patient IDs	1.21	1.09

ACTIVITY


Month	Adjusted Scheduled Activity (UOA)	
	2017	2018
April	119	25
May	543	166
June	936	267
July	1,472	623
August	2,079	858
September	2,632	1,269
October	3,144	1,903
November	3,601	2,685
December	4,025	3,550
January	4,794	
February	5,575	
March	6,362	
April	7,162	
May	7,270	
June	7,272	

QUALITY

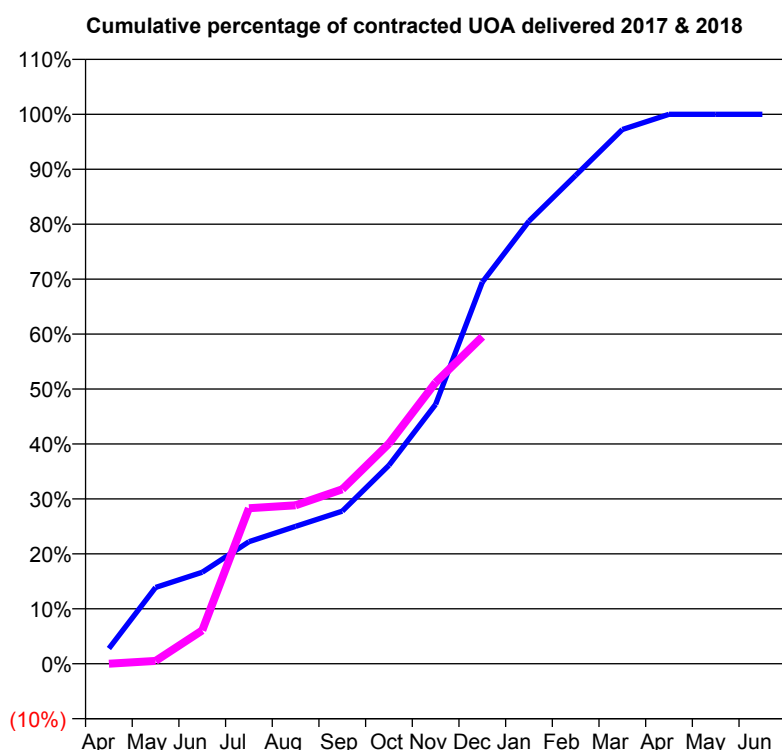
	Contract Quantity	Contract Base Number	Contract *	Region	England
% of all assessments that were assess and fit appliances (rolling 12 month period)	308	882	34.9%	56.4%	58.6%
% of all assessments that were assess and refuse (rolling 12 month period)	142	882	16.1%	11.2%	11.3%
% of all assessments that were assess and review (rolling 12 month period)	432	882	49.0%	32.4%	30.0%
% of terminated courses where treatment was abandoned or discontinued (rolling 12 month period)	31	304	10.2%	7.4%	7.4%
% of completed treatments indicating that PAR score was taken (year to date)	178	184	96.7%	60.0%	64.3%
Rate of removable appliances per 100 fixed appliances - proposed treatment (rolling 12 month period)	11	294	3.74	5.44	5.53
Rate of removable appliances per 100 fixed appliances - completed treatment (rolling 12 month period)	8	504	1.59	4.01	4.60
% of courses of treatment with removable appliances only - proposed treatment (rolling 12 month period)	7	308	2.3%	1.4%	1.9%
% of courses of treatment with removable appliances only - completed treatment (rolling 12 month period)	3	273	1.1%	0.9%	1.4%
% of patients satisfied with the treatment they have received (rolling 12 month period)	6	6	100.0%	95.8%	95.9%

* Figures in italics indicate that the base number is less than 100.

Q50 - Vital Signs Orthodontic At a Glance Contract Report for 155365/0002 - December 2017

Name or company name	Ishak Practices Ltd	17/18 Contracted general activity (UDA)	17,246
Contract type name	GDS Contract	Carry forward general activity (UDA)	0
Purpose of contract	General and Orthodontic	17/18 Contracted orthodontic activity (UOA)	756
Contract start date	01/06/2015	Carry forward orthodontic activity (UOA)	0
Contract end date		Baseline contract value	£451,042.11

ACCESS	Contract	England and Wales
24 month ratio of assessments to patient IDs	1.01	1.09

ACTIVITY


Month	Adjusted Scheduled Activity (UOA)	
	2017	2018
April	21	0
May	105	4
June	126	46
July	168	214
August	189	218
September	210	240
October	273	303
November	357	387
December	525	450
January	609	
February	672	
March	735	
April	756	
May	756	
June	756	

QUALITY	Contract Quantity	Contract Base Number	Contract *	Region	England
% of all assessments that were assess and fit appliances (rolling 12 month period)	35	36	97.2%	56.4%	58.6%
% of all assessments that were assess and refuse (rolling 12 month period)	1	36	2.8%	11.2%	11.3%
% of all assessments that were assess and review (rolling 12 month period)	0	36	0.0%	32.4%	30.0%
% of terminated courses where treatment was abandoned or discontinued (rolling 12 month period)	2	40	5.0%	7.4%	7.4%
% of completed treatments indicating that PAR score was taken (year to date)	28	31	90.3%	60.0%	64.3%
Rate of removable appliances per 100 fixed appliances - proposed treatment (rolling 12 month period)	3	37	8.11	5.44	5.53
Rate of removable appliances per 100 fixed appliances - completed treatment (rolling 12 month period)	2	38	5.26	4.01	4.60
% of courses of treatment with removable appliances only - proposed treatment (rolling 12 month period)	1	35	2.9%	1.4%	1.9%
% of courses of treatment with removable appliances only - completed treatment (rolling 12 month period)	1	38	2.6%	0.9%	1.4%
% of patients satisfied with the treatment they have received (rolling 12 month period)	1	1	100.0%	95.8%	95.9%

* Figures in italics indicate that the base number is less than 100.

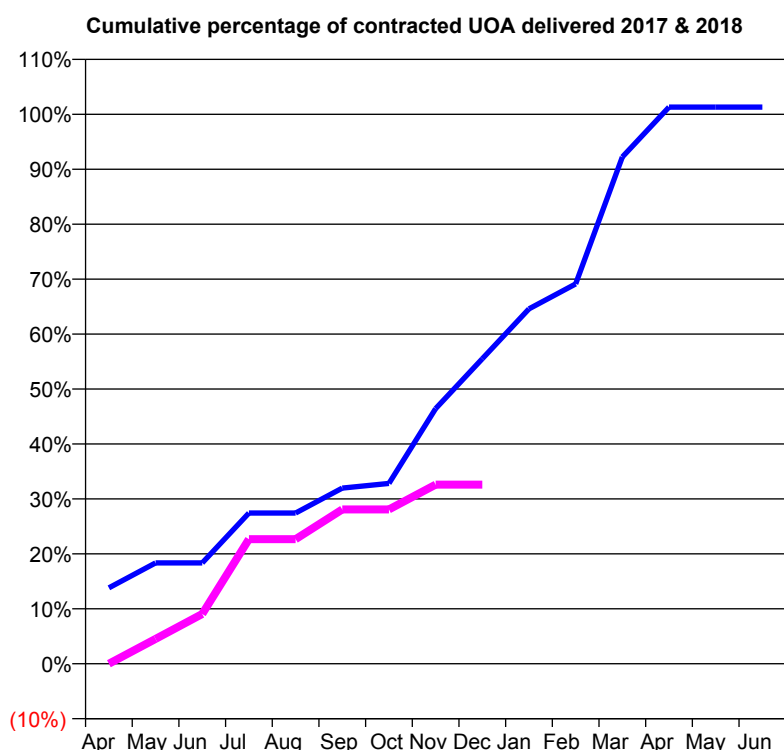
Q50 - Vital Signs Orthodontic At a Glance Contract Report for 158488/0001 - December 2017

Name or company name	Bedale Dental Practice Ltd
Contract type name	GDS Contract
Purpose of contract	General and Orthodontic
Contract start date	01/02/2012
Contract end date	

17/18 Contracted general activity (UDA)	3,500
Carry forward general activity (UDA)	0
17/18 Contracted orthodontic activity (UOA)	463
Carry forward orthodontic activity (UOA)	0
Baseline contract value	£119,359.80

ACCESS

	Contract	England and Wales
24 month ratio of assessments to patient IDs	1.03	1.09

ACTIVITY


Month	Adjusted Scheduled Activity (UOA)	
	2017	2018
April	64	0
May	85	21
June	85	42
July	127	105
August	127	105
September	148	130
October	152	130
November	215	151
December	257	151
January	299	
February	320	
March	427	
April	469	
May	469	
June	469	

QUALITY

	Contract Quantity	Contract Base Number	Contract *	Region	England
% of all assessments that were assess and fit appliances (rolling 12 month period)	19	19	100.0%	56.4%	58.6%
% of all assessments that were assess and refuse (rolling 12 month period)	0	19	0.0%	11.2%	11.3%
% of all assessments that were assess and review (rolling 12 month period)	0	19	0.0%	32.4%	30.0%
% of terminated courses where treatment was abandoned or discontinued (rolling 12 month period)	4	16	25.0%	7.4%	7.4%
% of completed treatments indicating that PAR score was taken (year to date)	9	9	100.0%	60.0%	64.3%
Rate of removable appliances per 100 fixed appliances - proposed treatment (rolling 12 month period)	2	35	5.71	5.44	5.53
Rate of removable appliances per 100 fixed appliances - completed treatment (rolling 12 month period)	0	0	N/A	4.01	4.60
% of courses of treatment with removable appliances only - proposed treatment (rolling 12 month period)	1	19	5.3%	1.4%	1.9%
% of courses of treatment with removable appliances only - completed treatment (rolling 12 month period)	0	12	0.0%	0.9%	1.4%
% of patients satisfied with the treatment they have received (rolling 12 month period)	1	1	100.0%	95.8%	95.9%

* Figures in italics indicate that the base number is less than 100.

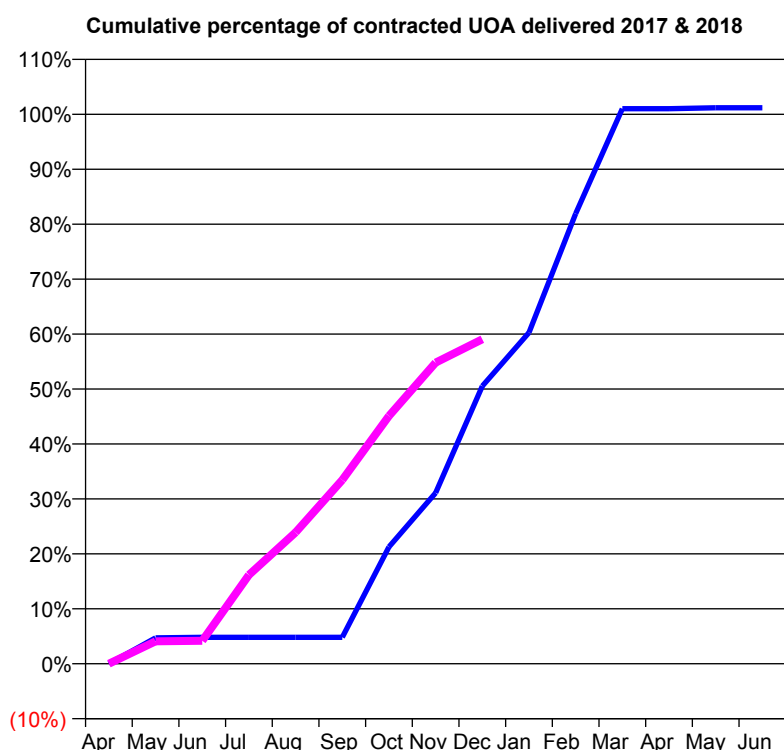
Q50 - Vital Signs Orthodontic At a Glance Contract Report for 164690/0002 - December 2017

Name or company name	IDH 477 Limited
Contract type name	GDS Contract
Purpose of contract	Orthodontic
Contract start date	12/07/2009
Contract end date	

17/18 Contracted general activity (UDA)	0
Carry forward general activity (UDA)	0
17/18 Contracted orthodontic activity (UOA)	1,100
Carry forward orthodontic activity (UOA)	0
Baseline contract value	£72,160.15

ACCESS	Contract	England and Wales
--------	----------	-------------------

24 month ratio of assessments to patient IDs	1.24	1.09
--	------	------

ACTIVITY


Month	Adjusted Scheduled Activity (UOA)	
	2017	2018
April	0	0
May	52	45
June	53	46
July	53	178
August	53	263
September	53	368
October	234	496
November	342	603
December	556	650
January	663	
February	901	
March	1,111	
April	1,111	
May	1,113	
June	1,113	

QUALITY	Contract Quantity	Contract Base Number	Contract *	Region	England
---------	-------------------	----------------------	------------	--------	---------

% of all assessments that were assess and fit appliances (rolling 12 month period)	56	85	65.9%	56.4%	58.6%
% of all assessments that were assess and refuse (rolling 12 month period)	7	85	8.2%	11.2%	11.3%
% of all assessments that were assess and review (rolling 12 month period)	22	85	25.9%	32.4%	30.0%
% of terminated courses where treatment was abandoned or discontinued (rolling 12 month period)	1	2	50.0%	7.4%	7.4%
% of completed treatments indicating that PAR score was taken (year to date)	1	1	100.0%	60.0%	64.3%
Rate of removable appliances per 100 fixed appliances - proposed treatment (rolling 12 month period)	0	104	0.00	5.44	5.53
Rate of removable appliances per 100 fixed appliances - completed treatment (rolling 12 month period)	0	2	0.00	4.01	4.60
% of courses of treatment with removable appliances only - proposed treatment (rolling 12 month period)	0	56	0.0%	1.4%	1.9%
% of courses of treatment with removable appliances only - completed treatment (rolling 12 month period)	0	1	0.0%	0.9%	1.4%
% of patients satisfied with the treatment they have received (rolling 12 month period)	4	4	100.0%	95.8%	95.9%

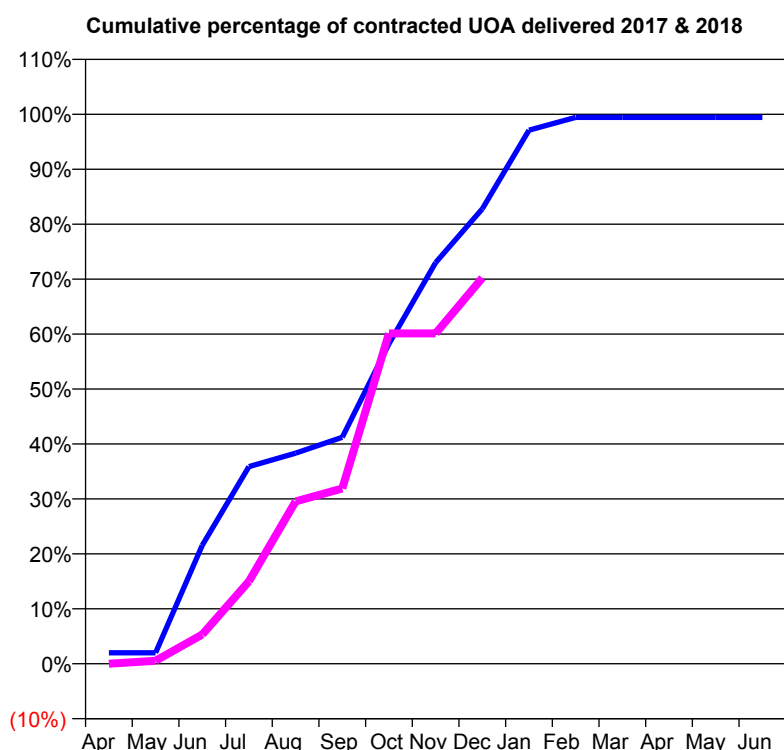
* Figures in italics indicate that the base number is less than 100.

Q50 - Vital Signs Orthodontic At a Glance Contract Report for 170690/0001 - December 2017

Name or company name	Church House Dental Practice
Contract type name	GDS Contract
Purpose of contract	General and Orthodontic
Contract start date	18/03/2014
Contract end date	

17/18 Contracted general activity (UDA)	26,382
Carry forward general activity (UDA)	0
17/18 Contracted orthodontic activity (UOA)	900
Carry forward orthodontic activity (UOA)	0
Baseline contract value	£894,529.24

ACCESS	Contract	England and Wales
24 month ratio of assessments to patient IDs	1.10	1.09

ACTIVITY


Month	Adjusted Scheduled Activity (UOA)	
	2017	2018
April	18	0
May	18	5
June	194	48
July	323	135
August	345	266
September	371	287
October	524	541
November	657	541
December	745	632
January	874	
February	895	
March	895	
April	895	
May	895	
June	895	

QUALITY

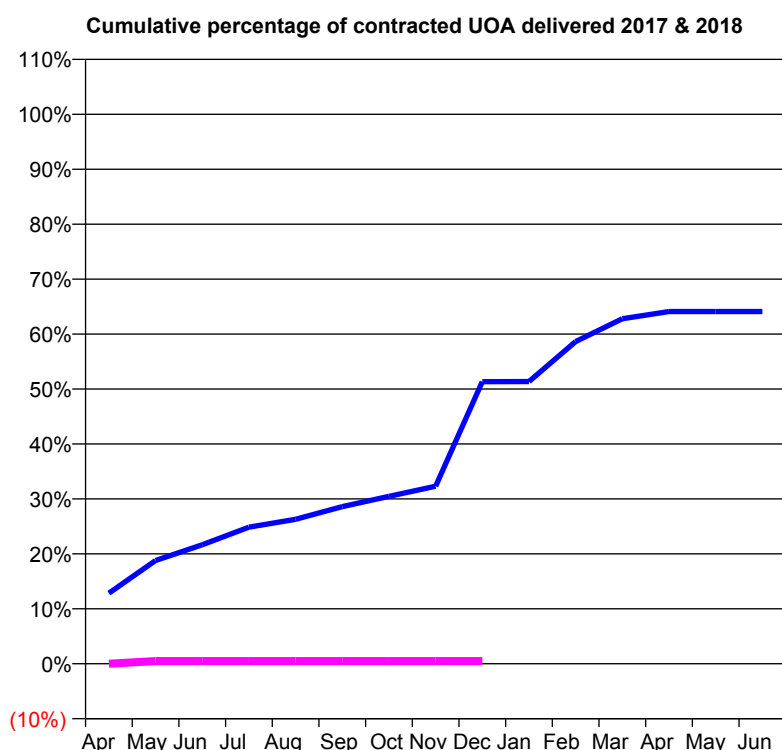
	Contract Quantity	Contract Base Number	Contract *	Region	England
% of all assessments that were assess and fit appliances (rolling 12 month period)	36	63	57.1%	56.4%	58.6%
% of all assessments that were assess and refuse (rolling 12 month period)	3	63	4.8%	11.2%	11.3%
% of all assessments that were assess and review (rolling 12 month period)	24	63	38.1%	32.4%	30.0%
% of terminated courses where treatment was abandoned or discontinued (rolling 12 month period)	1	14	7.1%	7.4%	7.4%
% of completed treatments indicating that PAR score was taken (year to date)	10	7	142.9%	60.0%	64.3%
Rate of removable appliances per 100 fixed appliances - proposed treatment (rolling 12 month period)	2	53	3.77	5.44	5.53
Rate of removable appliances per 100 fixed appliances - completed treatment (rolling 12 month period)	0	23	0.00	4.01	4.60
% of courses of treatment with removable appliances only - proposed treatment (rolling 12 month period)	2	36	5.6%	1.4%	1.9%
% of courses of treatment with removable appliances only - completed treatment (rolling 12 month period)	0	13	0.0%	0.9%	1.4%
% of patients satisfied with the treatment they have received (rolling 12 month period)	0	0	N/A	95.8%	95.9%

* Figures in italics indicate that the base number is less than 100.

Q50 - Vital Signs Orthodontic At a Glance Contract Report for 175927/0001 - December 2017

Name or company name	Pierce and Geddes Limited	17/18 Contracted general activity (UDA)	0
Contract type name	PDS Contract	Carry forward general activity (UDA)	0
Purpose of contract	Orthodontic	17/18 Contracted orthodontic activity (UOA)	4,217
Contract start date	01/03/2013	Carry forward orthodontic activity (UOA)	0
Contract end date	28/02/2018	Baseline contract value	£224,404.90

ACCESS	Contract	England and Wales
24 month ratio of assessments to patient IDs	1.18	1.09

ACTIVITY


Month	Adjusted Scheduled Activity (UOA)	
	2017	2018
April	591	0
May	865	21
June	996	21
July	1,144	21
August	1,209	21
September	1,316	21
October	1,401	21
November	1,486	21
December	2,362	21
January	2,363	
February	2,697	
March	2,888	
April	2,949	
May	2,949	
June	2,949	

QUALITY

	Contract Quantity	Contract Base Number	Contract *	Region	England
% of all assessments that were assess and fit appliances (rolling 12 month period)	47	161	29.2%	56.4%	58.6%
% of all assessments that were assess and refuse (rolling 12 month period)	8	161	5.0%	11.2%	11.3%
% of all assessments that were assess and review (rolling 12 month period)	106	161	65.8%	32.4%	30.0%
% of terminated courses where treatment was abandoned or discontinued (rolling 12 month period)	8	18	44.4%	7.4%	7.4%
% of completed treatments indicating that PAR score was taken (year to date)	0	8	0.0%	60.0%	64.3%
Rate of removable appliances per 100 fixed appliances - proposed treatment (rolling 12 month period)	0	18	0.00	5.44	5.53
Rate of removable appliances per 100 fixed appliances - completed treatment (rolling 12 month period)	0	0	N/A	4.01	4.60
% of courses of treatment with removable appliances only - proposed treatment (rolling 12 month period)	0	47	0.0%	1.4%	1.9%
% of courses of treatment with removable appliances only - completed treatment (rolling 12 month period)	0	10	0.0%	0.9%	1.4%
% of patients satisfied with the treatment they have received (rolling 12 month period)	0	0	N/A	95.8%	95.9%

* Figures in italics indicate that the base number is less than 100.

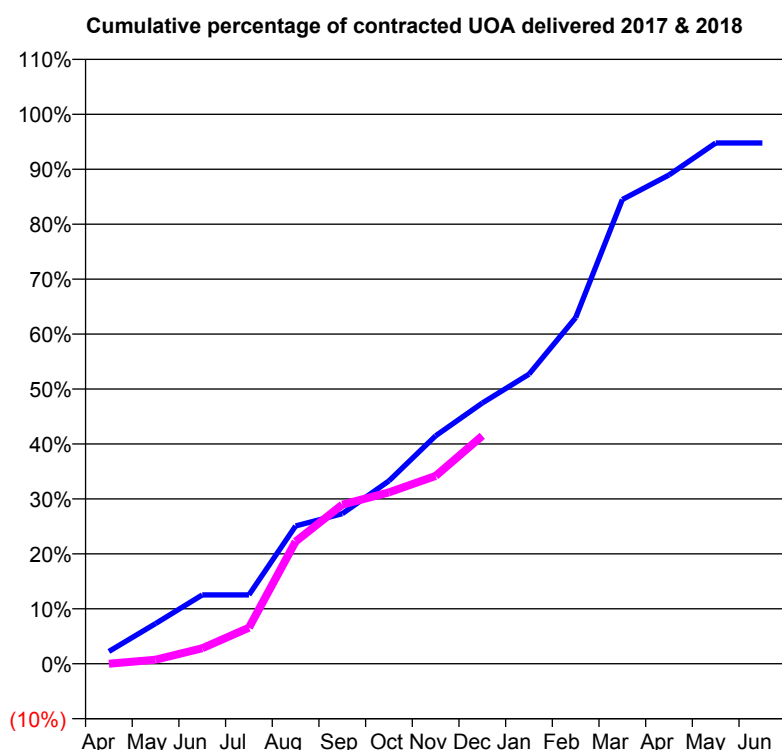
Q50 - Vital Signs Orthodontic At a Glance Contract Report for 177032/0001 - December 2017

Name or company name	Orchard House Dental Care
Contract type name	GDS Contract
Purpose of contract	General and Orthodontic
Contract start date	01/04/2015
Contract end date	

17/18 Contracted general activity (UDA)	390
Carry forward general activity (UDA)	0
17/18 Contracted orthodontic activity (UOA)	134
Carry forward orthodontic activity (UOA)	0
Baseline contract value	£27,789.28

ACCESS

	Contract	England and Wales
24 month ratio of assessments to patient IDs	1.51	1.09

ACTIVITY


Month	Adjusted Scheduled Activity (UOA)	
	2017	2018
April	3	0
May	10	1
June	17	4
July	17	9
August	34	30
September	37	39
October	45	42
November	56	46
December	64	56
January	71	
February	84	
March	113	
April	119	
May	127	
June	127	

QUALITY

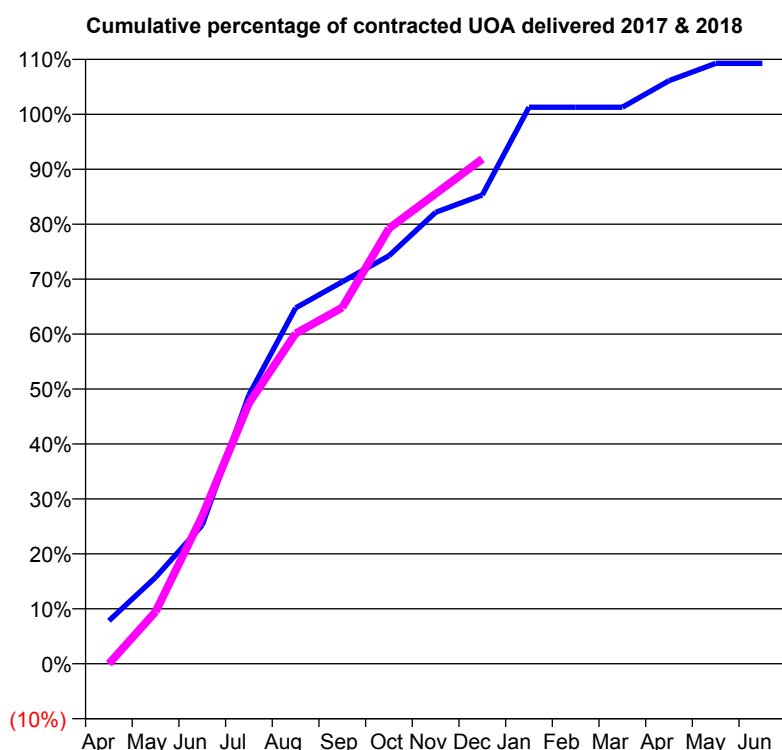
	Contract Quantity	Contract Base Number	Contract *	Region	England
% of all assessments that were assess and fit appliances (rolling 12 month period)	1	97	1.0%	56.4%	58.6%
% of all assessments that were assess and refuse (rolling 12 month period)	19	97	19.6%	11.2%	11.3%
% of all assessments that were assess and review (rolling 12 month period)	77	97	79.4%	32.4%	30.0%
% of terminated courses where treatment was abandoned or discontinued (rolling 12 month period)	0	0	N/A	7.4%	7.4%
% of completed treatments indicating that PAR score was taken (year to date)	0	0	N/A	60.0%	64.3%
Rate of removable appliances per 100 fixed appliances - proposed treatment (rolling 12 month period)	0	0	N/A	5.44	5.53
Rate of removable appliances per 100 fixed appliances - completed treatment (rolling 12 month period)	0	0	N/A	4.01	4.60
% of courses of treatment with removable appliances only - proposed treatment (rolling 12 month period)	0	1	0.0%	1.4%	1.9%
% of courses of treatment with removable appliances only - completed treatment (rolling 12 month period)	0	0	N/A	0.9%	1.4%
% of patients satisfied with the treatment they have received (rolling 12 month period)	0	0	N/A	95.8%	95.9%

* Figures in italics indicate that the base number is less than 100.

Q50 - Vital Signs Orthodontic At a Glance Contract Report for 177717/0003 - December 2017

Name or company name	Smile Lincs Ltd	17/18 Contracted general activity (UDA)	0
Contract type name	PDS Contract	Carry forward general activity (UDA)	0
Purpose of contract	Orthodontic	17/18 Contracted orthodontic activity (UOA)	1,328
Contract start date	01/09/2015	Carry forward orthodontic activity (UOA)	0
Contract end date	31/03/2018	Baseline contract value	£85,398.59

ACCESS	Contract	England and Wales
24 month ratio of assessments to patient IDs	1.15	1.09

ACTIVITY


Month	Adjusted Scheduled Activity (UOA)	
	2017	2018
April	104	0
May	209	126
June	335	357
July	650	630
August	860	798
September	923	861
October	986	1,052
November	1,091	1,136
December	1,133	1,220
January	1,345	
February	1,345	
March	1,345	
April	1,409	
May	1,451	
June	1,451	

QUALITY	Contract Quantity	Contract Base Number	Contract *	Region	England
% of all assessments that were assess and fit appliances (rolling 12 month period)	73	74	98.6%	56.4%	58.6%
% of all assessments that were assess and refuse (rolling 12 month period)	0	74	0.0%	11.2%	11.3%
% of all assessments that were assess and review (rolling 12 month period)	1	74	1.4%	32.4%	30.0%
% of terminated courses where treatment was abandoned or discontinued (rolling 12 month period)	2	43	4.7%	7.4%	7.4%
% of completed treatments indicating that PAR score was taken (year to date)	23	23	100.0%	60.0%	64.3%
Rate of removable appliances per 100 fixed appliances - proposed treatment (rolling 12 month period)	6	146	4.11	5.44	5.53
Rate of removable appliances per 100 fixed appliances - completed treatment (rolling 12 month period)	0	2	0.00	4.01	4.60
% of courses of treatment with removable appliances only - proposed treatment (rolling 12 month period)	0	73	0.0%	1.4%	1.9%
% of courses of treatment with removable appliances only - completed treatment (rolling 12 month period)	0	41	0.0%	0.9%	1.4%
% of patients satisfied with the treatment they have received (rolling 12 month period)	3	3	100.0%	95.8%	95.9%

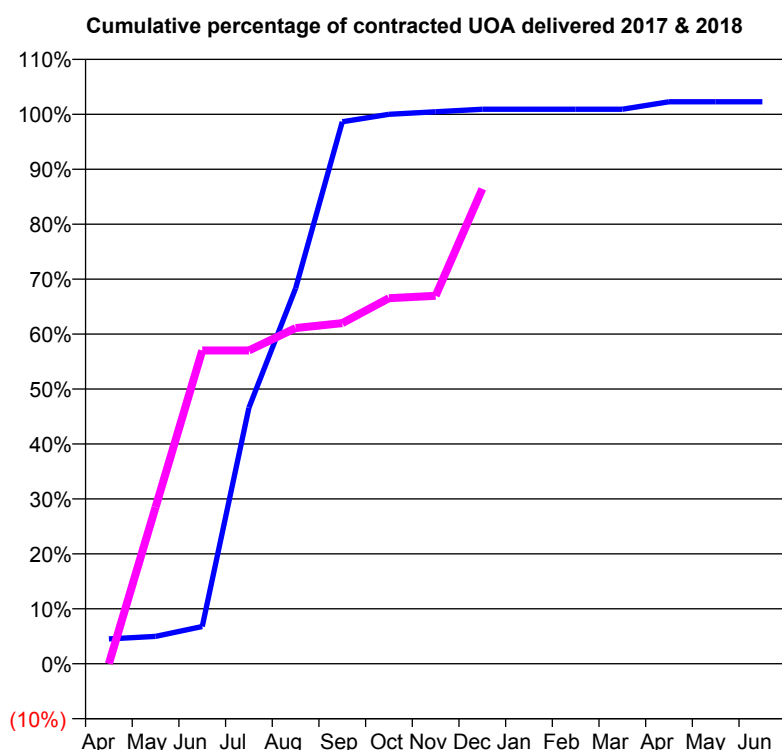
* Figures in italics indicate that the base number is less than 100.

Q50 - Vital Signs Orthodontic At a Glance Contract Report for 178691/0001 - December 2017

Name or company name	The Regent Street Dental Practice
Contract type name	GDS Contract
Purpose of contract	General and Orthodontic
Contract start date	01/10/2014
Contract end date	

17/18 Contracted general activity (UDA)	5,508
Carry forward general activity (UDA)	0
17/18 Contracted orthodontic activity (UOA)	221
Carry forward orthodontic activity (UOA)	0
Baseline contract value	£162,781.58

ACCESS	Contract	England and Wales
24 month ratio of assessments to patient IDs	1.09	1.09

ACTIVITY


Month	Adjusted Scheduled Activity (UOA)	
	2017	2018
April	10	0
May	11	63
June	15	126
July	103	126
August	151	135
September	218	137
October	221	147
November	222	148
December	223	191
January	223	
February	223	
March	223	
April	226	
May	226	
June	226	

QUALITY	Contract Quantity	Contract Base Number	Contract *	Region	England
% of all assessments that were assess and fit appliances (rolling 12 month period)	8	35	22.9%	56.4%	58.6%
% of all assessments that were assess and refuse (rolling 12 month period)	24	35	68.6%	11.2%	11.3%
% of all assessments that were assess and review (rolling 12 month period)	3	35	8.6%	32.4%	30.0%
% of terminated courses where treatment was abandoned or discontinued (rolling 12 month period)	2	19	10.5%	7.4%	7.4%
% of completed treatments indicating that PAR score was taken (year to date)	3	13	23.1%	60.0%	64.3%
Rate of removable appliances per 100 fixed appliances - proposed treatment (rolling 12 month period)	0	0	N/A	5.44	5.53
Rate of removable appliances per 100 fixed appliances - completed treatment (rolling 12 month period)	0	3	0.00	4.01	4.60
% of courses of treatment with removable appliances only - proposed treatment (rolling 12 month period)	0	8	0.0%	1.4%	1.9%
% of courses of treatment with removable appliances only - completed treatment (rolling 12 month period)	0	17	0.0%	0.9%	1.4%
% of patients satisfied with the treatment they have received (rolling 12 month period)	0	0	N/A	95.8%	95.9%

* Figures in italics indicate that the base number is less than 100.

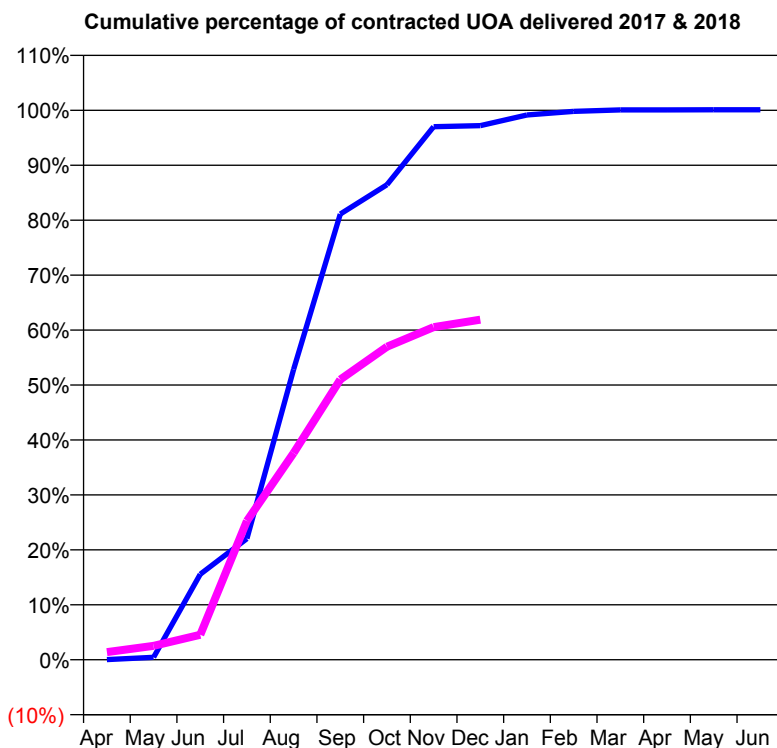
Q50 - Vital Signs Orthodontic At a Glance Contract Report for 183652/0003 - December 2017

Name or company name	Haricovert Limited
Contract type name	PDS Contract
Purpose of contract	Orthodontic
Contract start date	01/05/2015
Contract end date	31/03/2019

17/18 Contracted general activity (UDA)	0
Carry forward general activity (UDA)	0
17/18 Contracted orthodontic activity (UOA)	7,889
Carry forward orthodontic activity (UOA)	0
Baseline contract value	£419,830.95

ACCESS

	Contract	England and Wales
24 month ratio of assessments to patient IDs	1.01	1.09

ACTIVITY


Month	Adjusted Scheduled Activity (UOA)	
	2017	2018
April	2	111
May	36	201
June	1,228	358
July	1,740	1,994
August	4,169	2,969
September	6,398	4,024
October	6,821	4,494
November	7,652	4,775
December	7,669	4,882
January	7,821	
February	7,874	
March	7,895	
April	7,895	
May	7,896	
June	7,896	

QUALITY

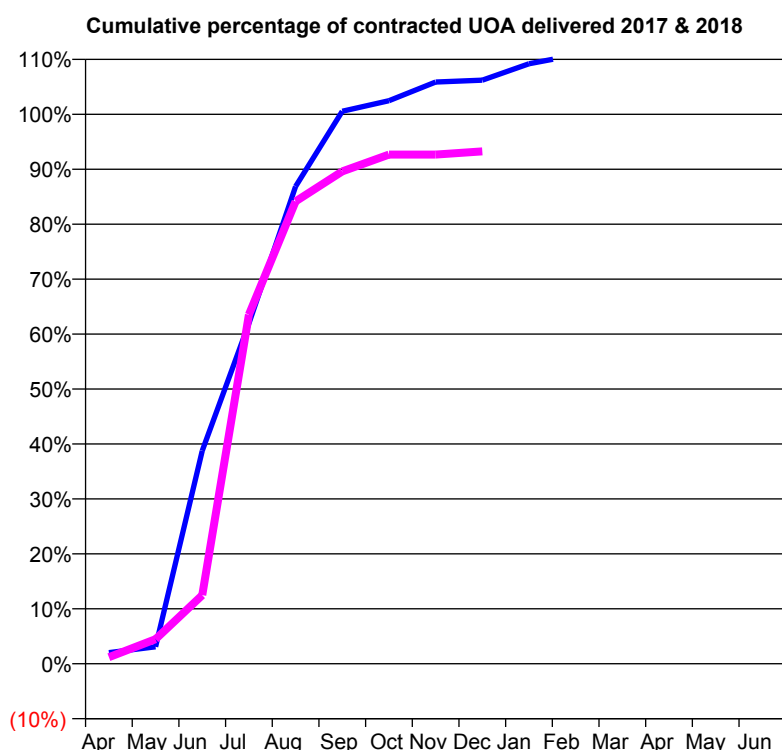
	Contract Quantity	Contract Base Number	Contract *	Region	England
% of all assessments that were assess and fit appliances (rolling 12 month period)	252	341	73.9%	56.4%	58.6%
% of all assessments that were assess and refuse (rolling 12 month period)	48	341	14.1%	11.2%	11.3%
% of all assessments that were assess and review (rolling 12 month period)	41	341	12.0%	32.4%	30.0%
% of terminated courses where treatment was abandoned or discontinued (rolling 12 month period)	29	342	8.5%	7.4%	7.4%
% of completed treatments indicating that PAR score was taken (year to date)	54	209	25.8%	60.0%	64.3%
Rate of removable appliances per 100 fixed appliances - proposed treatment (rolling 12 month period)	58	475	12.21	5.44	5.53
Rate of removable appliances per 100 fixed appliances - completed treatment (rolling 12 month period)	120	573	20.94	4.01	4.60
% of courses of treatment with removable appliances only - proposed treatment (rolling 12 month period)	9	252	3.6%	1.4%	1.9%
% of courses of treatment with removable appliances only - completed treatment (rolling 12 month period)	9	313	2.9%	0.9%	1.4%
% of patients satisfied with the treatment they have received (rolling 12 month period)	5	5	100.0%	95.8%	95.9%

* Figures in italics indicate that the base number is less than 100.

Q50 - Vital Signs Orthodontic At a Glance Contract Report for 183652/0004 - December 2017

Name or company name	Haricovert Limited	17/18 Contracted general activity (UDA)	0
Contract type name	PDS Contract	Carry forward general activity (UDA)	0
Purpose of contract	Orthodontic	17/18 Contracted orthodontic activity (UOA)	3,500
Contract start date	01/05/2015	Carry forward orthodontic activity (UOA)	0
Contract end date	31/12/2019	Baseline contract value	£178,628.09

ACCESS	Contract	England and Wales
24 month ratio of assessments to patient IDs	1.01	1.09

ACTIVITY


Month	Adjusted Scheduled Activity (UOA)	
	2017	2018
April	71	42
May	108	157
June	1,357	437
July	2,168	2,224
August	3,040	2,945
September	3,519	3,136
October	3,586	3,243
November	3,705	3,243
December	3,717	3,264
January	3,822	
February	3,878	
March	3,878	
April	3,879	
May	3,880	
June	3,880	

QUALITY	Contract Quantity	Contract Base Number	Contract *	Region	England
% of all assessments that were assess and fit appliances (rolling 12 month period)	165	252	65.5%	56.4%	58.6%
% of all assessments that were assess and refuse (rolling 12 month period)	64	252	25.4%	11.2%	11.3%
% of all assessments that were assess and review (rolling 12 month period)	23	252	9.1%	32.4%	30.0%
% of terminated courses where treatment was abandoned or discontinued (rolling 12 month period)	9	144	6.3%	7.4%	7.4%
% of completed treatments indicating that PAR score was taken (year to date)	31	90	34.4%	60.0%	64.3%
Rate of removable appliances per 100 fixed appliances - proposed treatment (rolling 12 month period)	29	312	9.29	5.44	5.53
Rate of removable appliances per 100 fixed appliances - completed treatment (rolling 12 month period)	36	255	14.12	4.01	4.60
% of courses of treatment with removable appliances only - proposed treatment (rolling 12 month period)	2	165	1.2%	1.4%	1.9%
% of courses of treatment with removable appliances only - completed treatment (rolling 12 month period)	2	135	1.5%	0.9%	1.4%
% of patients satisfied with the treatment they have received (rolling 12 month period)	1	1	100.0%	95.8%	95.9%

* Figures in italics indicate that the base number is less than 100.

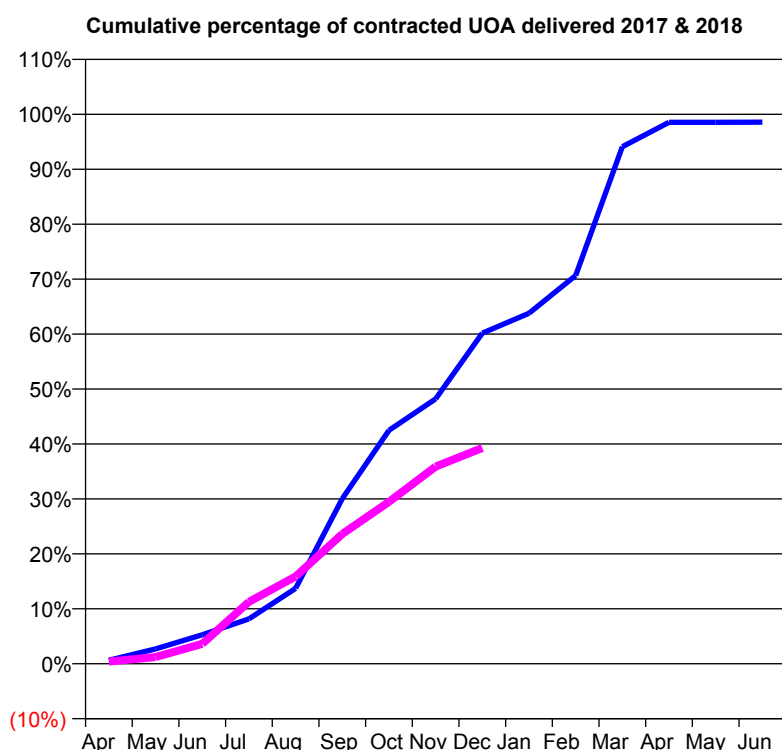
Q50 - Vital Signs Orthodontic At a Glance Contract Report for 184268/0001 - December 2017

Name or company name	Alpha Windmill (Bedale) Ltd
Contract type name	PDS Contract
Purpose of contract	Orthodontic
Contract start date	01/03/2012
Contract end date	31/03/2019

17/18 Contracted general activity (UDA)	0
Carry forward general activity (UDA)	0
17/18 Contracted orthodontic activity (UOA)	7,500
Carry forward orthodontic activity (UOA)	0
Baseline contract value	£407,153.04

ACCESS

	Contract	England and Wales
24 month ratio of assessments to patient IDs	1.19	1.09

ACTIVITY


Month	Adjusted Scheduled Activity (UOA)	
	2017	2018
April	49	30
May	203	92
June	396	273
July	613	845
August	1,030	1,191
September	2,254	1,772
October	3,186	2,211
November	3,615	2,691
December	4,513	2,946
January	4,784	
February	5,300	
March	7,058	
April	7,390	
May	7,391	
June	7,392	

QUALITY

	Contract Quantity	Contract Base Number	Contract *	Region	England
% of all assessments that were assess and fit appliances (rolling 12 month period)	279	625	44.6%	56.4%	58.6%
% of all assessments that were assess and refuse (rolling 12 month period)	94	625	15.0%	11.2%	11.3%
% of all assessments that were assess and review (rolling 12 month period)	252	625	40.3%	32.4%	30.0%
% of terminated courses where treatment was abandoned or discontinued (rolling 12 month period)	43	235	18.3%	7.4%	7.4%
% of completed treatments indicating that PAR score was taken (year to date)	145	149	97.3%	60.0%	64.3%
Rate of removable appliances per 100 fixed appliances - proposed treatment (rolling 12 month period)	26	467	5.57	5.44	5.53
Rate of removable appliances per 100 fixed appliances - completed treatment (rolling 12 month period)	10	352	2.84	4.01	4.60
% of courses of treatment with removable appliances only - proposed treatment (rolling 12 month period)	6	279	2.2%	1.4%	1.9%
% of courses of treatment with removable appliances only - completed treatment (rolling 12 month period)	4	192	2.1%	0.9%	1.4%
% of patients satisfied with the treatment they have received (rolling 12 month period)	5	5	100.0%	95.8%	95.9%

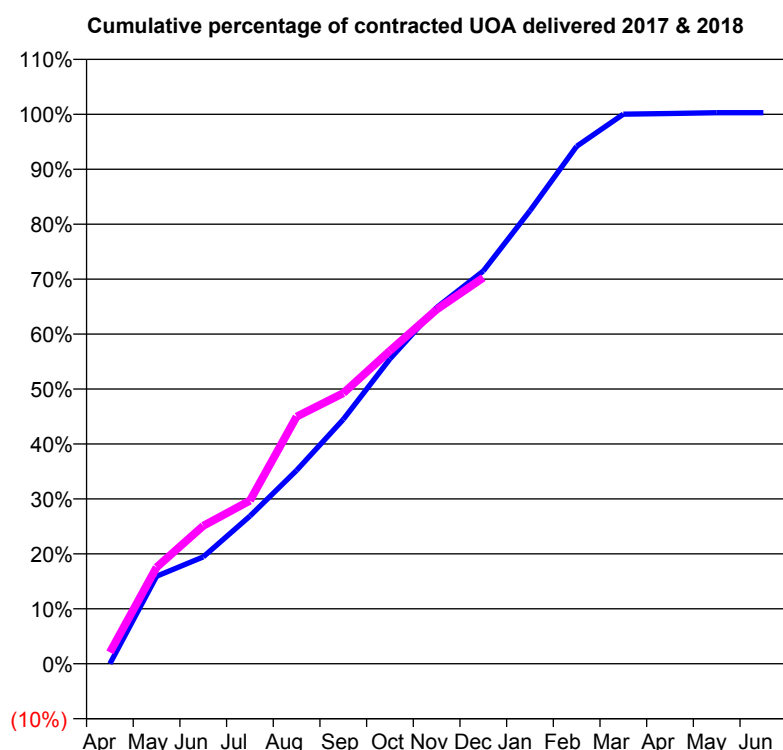
* Figures in italics indicate that the base number is less than 100.

Q50 - Vital Signs Orthodontic At a Glance Contract Report for 195561/0001 - December 2017

Name or company name	ROBERTS-HARRY CLINIC LTD	17/18 Contracted general activity (UDA)	0
Contract type name	PDS Contract	Carry forward general activity (UDA)	0
Purpose of contract	Orthodontic	17/18 Contracted orthodontic activity (UOA)	16,192
Contract start date	01/05/2011	Carry forward orthodontic activity (UOA)	0
Contract end date	31/03/2019	Baseline contract value	£917,984.81

ACCESS

	Contract	England and Wales
24 month ratio of assessments to patient IDs	1.00	1.09

ACTIVITY


Month	Adjusted Scheduled Activity (UOA)	
	2017	2018
April	2	336
May	2,580	2,841
June	3,148	4,065
July	4,350	4,808
August	5,699	7,282
September	7,200	7,975
October	8,985	9,226
November	10,497	10,439
December	11,572	11,376
January	13,348	
February	15,249	
March	16,194	
April	16,215	
May	16,236	
June	16,236	

QUALITY

	Contract Quantity	Contract Base Number	Contract *	Region	England
% of all assessments that were assess and fit appliances (rolling 12 month period)	777	854	91.0%	56.4%	58.6%
% of all assessments that were assess and refuse (rolling 12 month period)	33	854	3.9%	11.2%	11.3%
% of all assessments that were assess and review (rolling 12 month period)	44	854	5.2%	32.4%	30.0%
% of terminated courses where treatment was abandoned or discontinued (rolling 12 month period)	27	653	4.1%	7.4%	7.4%
% of completed treatments indicating that PAR score was taken (year to date)	349	482	72.4%	60.0%	64.3%
Rate of removable appliances per 100 fixed appliances - proposed treatment (rolling 12 month period)	31	1,514	2.05	5.44	5.53
Rate of removable appliances per 100 fixed appliances - completed treatment (rolling 12 month period)	16	1,217	1.31	4.01	4.60
% of courses of treatment with removable appliances only - proposed treatment (rolling 12 month period)	4	777	0.5%	1.4%	1.9%
% of courses of treatment with removable appliances only - completed treatment (rolling 12 month period)	3	626	0.5%	0.9%	1.4%
% of patients satisfied with the treatment they have received (rolling 12 month period)	31	33	93.9%	95.8%	95.9%

* Figures in italics indicate that the base number is less than 100.

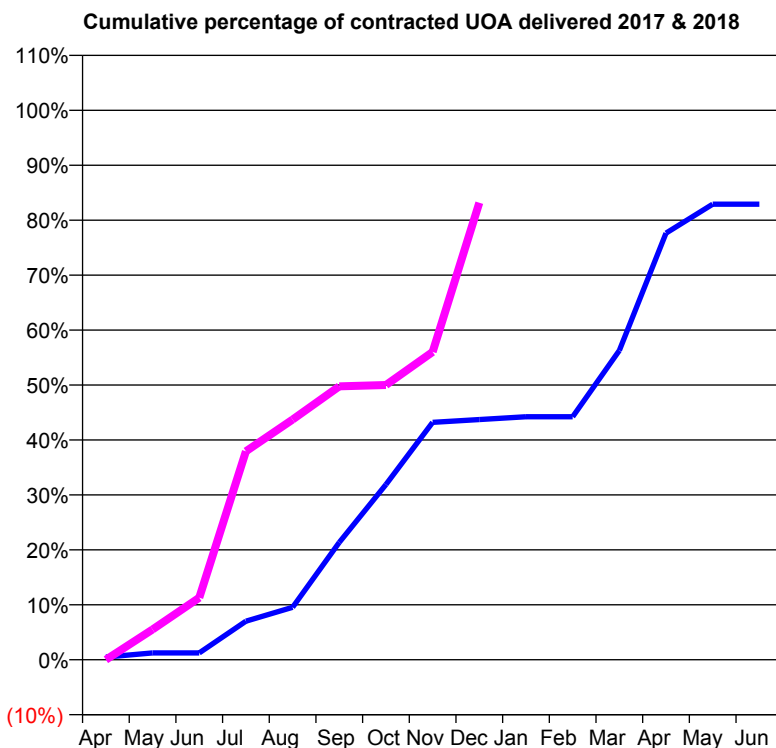
Q50 - Vital Signs Orthodontic At a Glance Contract Report for 197580/0001 - December 2017

Name or company name	CLOCK TOWER DENTAL CARE LTD.
Contract type name	GDS Contract
Purpose of contract	General and Orthodontic
Contract start date	01/12/2012
Contract end date	

17/18 Contracted general activity (UDA)	2,000
Carry forward general activity (UDA)	0
17/18 Contracted orthodontic activity (UOA)	398
Carry forward orthodontic activity (UOA)	0
Baseline contract value	£91,171.56

ACCESS

	Contract	England and Wales
24 month ratio of assessments to patient IDs	1.22	1.09

ACTIVITY


Month	Adjusted Scheduled Activity (UOA)	
	2017	2018
April	2	0
May	5	22
June	5	45
July	28	151
August	38	174
September	85	198
October	127	199
November	172	223
December	174	331
January	176	
February	176	
March	224	
April	309	
May	330	
June	330	

QUALITY

	Contract Quantity	Contract Base Number	Contract *	Region	England
% of all assessments that were assess and fit appliances (rolling 12 month period)	22	47	46.8%	56.4%	58.6%
% of all assessments that were assess and refuse (rolling 12 month period)	8	47	17.0%	11.2%	11.3%
% of all assessments that were assess and review (rolling 12 month period)	17	47	36.2%	32.4%	30.0%
% of terminated courses where treatment was abandoned or discontinued (rolling 12 month period)	0	11	0.0%	7.4%	7.4%
% of completed treatments indicating that PAR score was taken (year to date)	7	7	100.0%	60.0%	64.3%
Rate of removable appliances per 100 fixed appliances - proposed treatment (rolling 12 month period)	2	21	9.52	5.44	5.53
Rate of removable appliances per 100 fixed appliances - completed treatment (rolling 12 month period)	0	7	0.00	4.01	4.60
% of courses of treatment with removable appliances only - proposed treatment (rolling 12 month period)	1	22	4.5%	1.4%	1.9%
% of courses of treatment with removable appliances only - completed treatment (rolling 12 month period)	0	11	0.0%	0.9%	1.4%
% of patients satisfied with the treatment they have received (rolling 12 month period)	1	1	100.0%	95.8%	95.9%

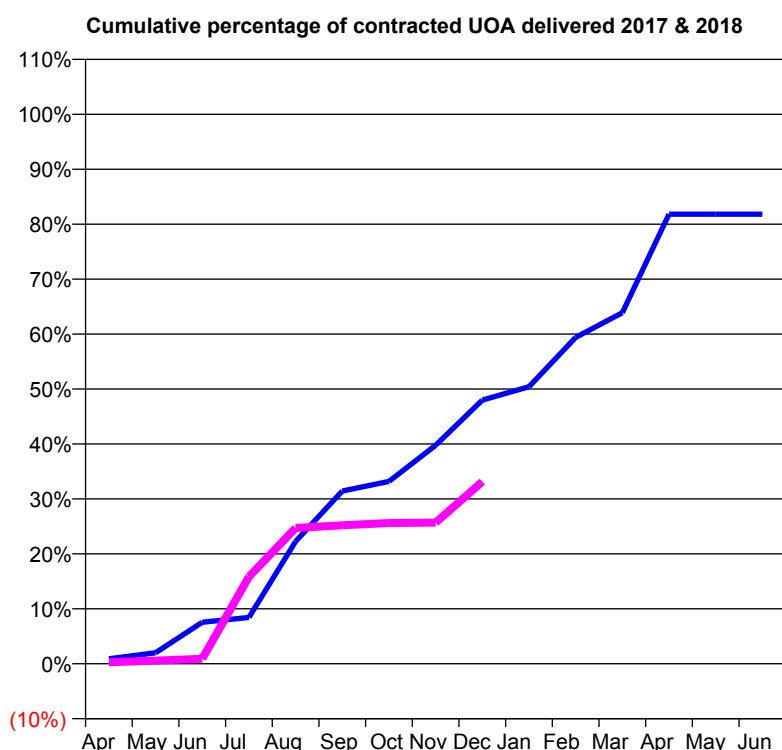
* Figures in italics indicate that the base number is less than 100.

Q50 - Vital Signs Orthodontic At a Glance Contract Report for 222577/0002 - December 2017

Name or company name	MR AK FINN
Contract type name	GDS Contract
Purpose of contract	General and Orthodontic
Contract start date	01/12/2014
Contract end date	

17/18 Contracted general activity (UDA)	3,545
Carry forward general activity (UDA)	0
17/18 Contracted orthodontic activity (UOA)	1,240
Carry forward orthodontic activity (UOA)	0
Baseline contract value	£194,643.18

ACCESS	Contract	England and Wales
24 month ratio of assessments to patient IDs	1.21	1.09

ACTIVITY


Month	Adjusted Scheduled Activity (UOA)	
	2017	2018
April	11	3
May	25	7
June	94	11
July	105	196
August	276	307
September	390	313
October	412	318
November	493	319
December	595	411
January	625	
February	736	
March	792	
April	1,015	
May	1,015	
June	1,015	

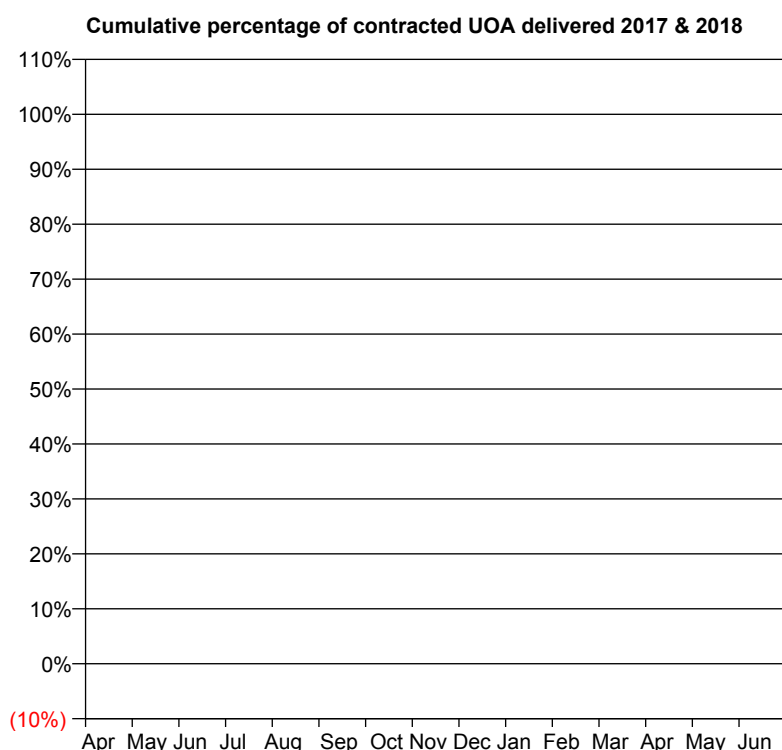
QUALITY	Contract Quantity	Contract Base Number	Contract *	Region	England
% of all assessments that were assess and fit appliances (rolling 12 month period)	33	137	24.1%	56.4%	58.6%
% of all assessments that were assess and refuse (rolling 12 month period)	0	137	0.0%	11.2%	11.3%
% of all assessments that were assess and review (rolling 12 month period)	104	137	75.9%	32.4%	30.0%
% of terminated courses where treatment was abandoned or discontinued (rolling 12 month period)	0	17	0.0%	7.4%	7.4%
% of completed treatments indicating that PAR score was taken (year to date)	11	11	100.0%	60.0%	64.3%
Rate of removable appliances per 100 fixed appliances - proposed treatment (rolling 12 month period)	6	62	9.68	5.44	5.53
Rate of removable appliances per 100 fixed appliances - completed treatment (rolling 12 month period)	2	24	8.33	4.01	4.60
% of courses of treatment with removable appliances only - proposed treatment (rolling 12 month period)	1	33	3.0%	1.4%	1.9%
% of courses of treatment with removable appliances only - completed treatment (rolling 12 month period)	1	17	5.9%	0.9%	1.4%
% of patients satisfied with the treatment they have received (rolling 12 month period)	4	4	100.0%	95.8%	95.9%

* Figures in italics indicate that the base number is less than 100.

Q50 - Vital Signs Orthodontic At a Glance Contract Report for 235113/0002 - December 2017

Name or company name	MR JJ O'DWYER	17/18 Contracted general activity (UDA)	0
Contract type name	PDS Contract	Carry forward general activity (UDA)	0
Purpose of contract	Orthodontic	17/18 Contracted orthodontic activity (UOA)	0
Contract start date	01/05/2008	Carry forward orthodontic activity (UOA)	0
Contract end date	30/04/2018	Baseline contract value	£1.01

ACCESS	Contract	England and Wales
24 month ratio of assessments to patient IDs	1.00	1.09

ACTIVITY


Adjusted Scheduled Activity (UOA)		
Month	2017	2018
April	0	0
May	0	21
June	0	21
July	0	21
August	0	21
September	0	21
October	0	21
November	0	21
December	0	21
January	0	
February	0	
March	0	
April	0	
May	0	
June	0	

QUALITY	Contract Quantity	Contract Base Number	Contract *	Region	England
% of all assessments that were assess and fit appliances (rolling 12 month period)	2	2	100.0%	56.4%	58.6%
% of all assessments that were assess and refuse (rolling 12 month period)	0	2	0.0%	11.2%	11.3%
% of all assessments that were assess and review (rolling 12 month period)	0	2	0.0%	32.4%	30.0%
% of terminated courses where treatment was abandoned or discontinued (rolling 12 month period)	0	3	0.0%	7.4%	7.4%
% of completed treatments indicating that PAR score was taken (year to date)	0	2	0.0%	60.0%	64.3%
Rate of removable appliances per 100 fixed appliances - proposed treatment (rolling 12 month period)	0	4	0.00	5.44	5.53
Rate of removable appliances per 100 fixed appliances - completed treatment (rolling 12 month period)	0	6	0.00	4.01	4.60
% of courses of treatment with removable appliances only - proposed treatment (rolling 12 month period)	0	2	0.0%	1.4%	1.9%
% of courses of treatment with removable appliances only - completed treatment (rolling 12 month period)	0	3	0.0%	0.9%	1.4%
% of patients satisfied with the treatment they have received (rolling 12 month period)	0	0	N/A	95.8%	95.9%

* Figures in italics indicate that the base number is less than 100.

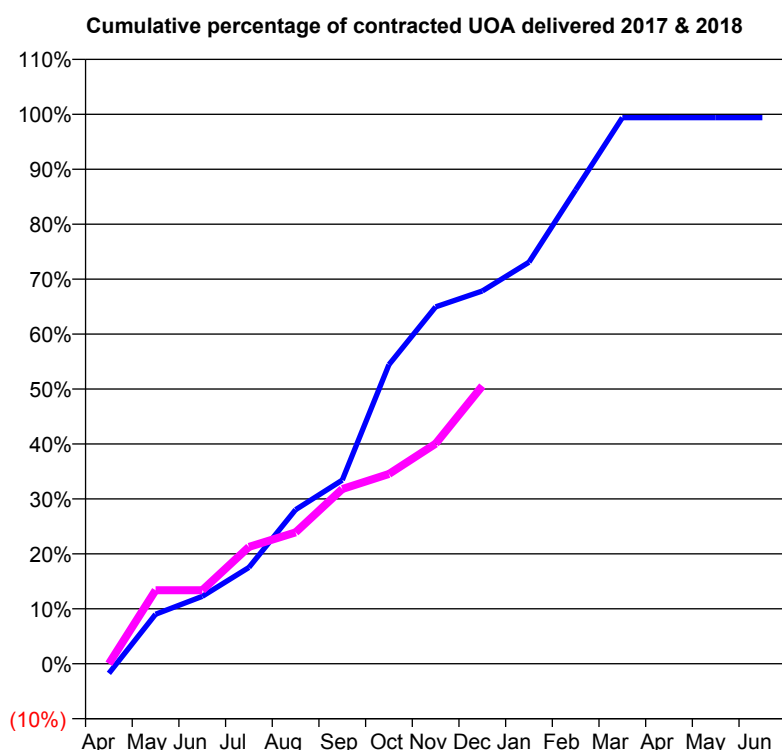
Q50 - Vital Signs Orthodontic At a Glance Contract Report for 327212/0002 - December 2017

Name or company name	MR AC NEWTON
Contract type name	PDS Contract
Purpose of contract	Orthodontic
Contract start date	12/08/2009
Contract end date	31/03/2018

17/18 Contracted general activity (UDA)	0
Carry forward general activity (UDA)	0
17/18 Contracted orthodontic activity (UOA)	799
Carry forward orthodontic activity (UOA)	0
Baseline contract value	£41,893.23

ACCESS

	Contract	England and Wales
24 month ratio of assessments to patient IDs	1.02	1.09

ACTIVITY


Month	Adjusted Scheduled Activity (UOA)	
	2017	2018
April	-14	0
May	72	107
June	98	107
July	140	170
August	224	191
September	267	254
October	435	276
November	519	320
December	542	404
January	584	
February	689	
March	794	
April	794	
May	794	
June	794	

QUALITY

	Contract Quantity	Contract Base Number	Contract *	Region	England
% of all assessments that were assess and fit appliances (rolling 12 month period)	31	36	86.1%	56.4%	58.6%
% of all assessments that were assess and refuse (rolling 12 month period)	1	36	2.8%	11.2%	11.3%
% of all assessments that were assess and review (rolling 12 month period)	4	36	11.1%	32.4%	30.0%
% of terminated courses where treatment was abandoned or discontinued (rolling 12 month period)	3	22	13.6%	7.4%	7.4%
% of completed treatments indicating that PAR score was taken (year to date)	2	15	13.3%	60.0%	64.3%
Rate of removable appliances per 100 fixed appliances - proposed treatment (rolling 12 month period)	2	57	3.51	5.44	5.53
Rate of removable appliances per 100 fixed appliances - completed treatment (rolling 12 month period)	1	36	2.78	4.01	4.60
% of courses of treatment with removable appliances only - proposed treatment (rolling 12 month period)	0	31	0.0%	1.4%	1.9%
% of courses of treatment with removable appliances only - completed treatment (rolling 12 month period)	0	19	0.0%	0.9%	1.4%
% of patients satisfied with the treatment they have received (rolling 12 month period)	1	1	100.0%	95.8%	95.9%

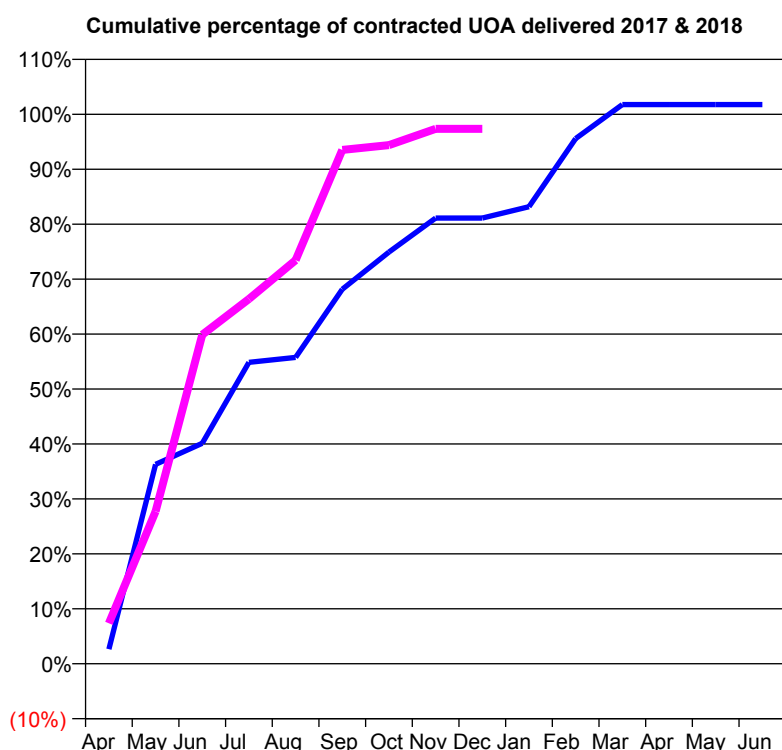
* Figures in italics indicate that the base number is less than 100.

Q50 - Vital Signs Orthodontic At a Glance Contract Report for 573973/0001 - December 2017

Name or company name	MR SB JAMIESON
Contract type name	GDS Contract
Purpose of contract	General and Orthodontic
Contract start date	01/04/2006
Contract end date	

17/18 Contracted general activity (UDA)	8,938
Carry forward general activity (UDA)	0
17/18 Contracted orthodontic activity (UOA)	339
Carry forward orthodontic activity (UOA)	0
Baseline contract value	£228,665.10

ACCESS	Contract	England and Wales
24 month ratio of assessments to patient IDs	1.17	1.09

ACTIVITY


Month	Adjusted Scheduled Activity (UOA)	
	2017	2018
April	9	25
May	123	94
June	136	203
July	186	225
August	189	249
September	231	317
October	254	320
November	275	330
December	275	330
January	282	
February	324	
March	345	
April	345	
May	345	
June	345	

QUALITY	Contract Quantity	Contract Base Number	Contract *	Region	England
% of all assessments that were assess and fit appliances (rolling 12 month period)	18	57	31.6%	56.4%	58.6%
% of all assessments that were assess and refuse (rolling 12 month period)	14	57	24.6%	11.2%	11.3%
% of all assessments that were assess and review (rolling 12 month period)	25	57	43.9%	32.4%	30.0%
% of terminated courses where treatment was abandoned or discontinued (rolling 12 month period)	4	11	36.4%	7.4%	7.4%
% of completed treatments indicating that PAR score was taken (year to date)	5	5	100.0%	60.0%	64.3%
Rate of removable appliances per 100 fixed appliances - proposed treatment (rolling 12 month period)	5	28	17.86	5.44	5.53
Rate of removable appliances per 100 fixed appliances - completed treatment (rolling 12 month period)	5	10	50.00	4.01	4.60
% of courses of treatment with removable appliances only - proposed treatment (rolling 12 month period)	2	18	11.1%	1.4%	1.9%
% of courses of treatment with removable appliances only - completed treatment (rolling 12 month period)	2	7	28.6%	0.9%	1.4%
% of patients satisfied with the treatment they have received (rolling 12 month period)	1	1	100.0%	95.8%	95.9%

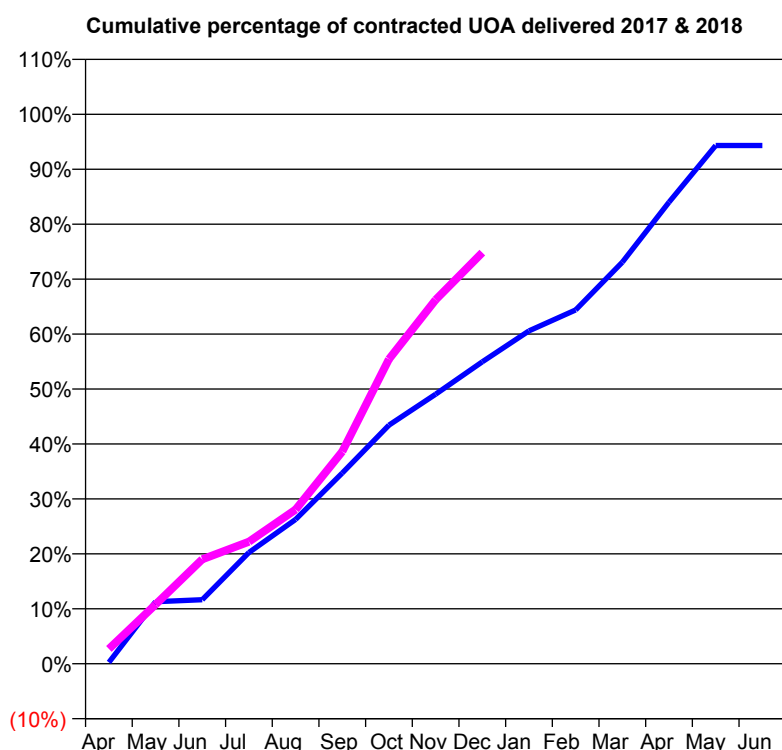
* Figures in italics indicate that the base number is less than 100.

Q50 - Vital Signs Orthodontic At a Glance Contract Report for 732974/0001 - December 2017

Name or company name	MR IJ AUCKLAND
Contract type name	GDS Contract
Purpose of contract	General and Orthodontic
Contract start date	01/04/2006
Contract end date	

17/18 Contracted general activity (UDA)	1,480
Carry forward general activity (UDA)	0
17/18 Contracted orthodontic activity (UOA)	815
Carry forward orthodontic activity (UOA)	0
Baseline contract value	£113,046.54

ACCESS	Contract	England and Wales
24 month ratio of assessments to patient IDs	1.20	1.09

ACTIVITY


Month	Adjusted Scheduled Activity (UOA)	
	2017	2018
April	2	22
May	92	88
June	95	155
July	165	181
August	214	229
September	283	315
October	354	452
November	400	540
December	448	610
January	494	
February	525	
March	596	
April	685	
May	769	
June	769	

QUALITY	Contract Quantity	Contract Base Number	Contract *	Region	England
% of all assessments that were assess and fit appliances (rolling 12 month period)	46	105	43.8%	56.4%	58.6%
% of all assessments that were assess and refuse (rolling 12 month period)	8	105	7.6%	11.2%	11.3%
% of all assessments that were assess and review (rolling 12 month period)	51	105	48.6%	32.4%	30.0%
% of terminated courses where treatment was abandoned or discontinued (rolling 12 month period)	2	53	3.8%	7.4%	7.4%
% of completed treatments indicating that PAR score was taken (year to date)	29	41	70.7%	60.0%	64.3%
Rate of removable appliances per 100 fixed appliances - proposed treatment (rolling 12 month period)	7	72	9.72	5.44	5.53
Rate of removable appliances per 100 fixed appliances - completed treatment (rolling 12 month period)	0	0	N/A	4.01	4.60
% of courses of treatment with removable appliances only - proposed treatment (rolling 12 month period)	3	46	6.5%	1.4%	1.9%
% of courses of treatment with removable appliances only - completed treatment (rolling 12 month period)	0	51	0.0%	0.9%	1.4%
% of patients satisfied with the treatment they have received (rolling 12 month period)	1	1	100.0%	95.8%	95.9%

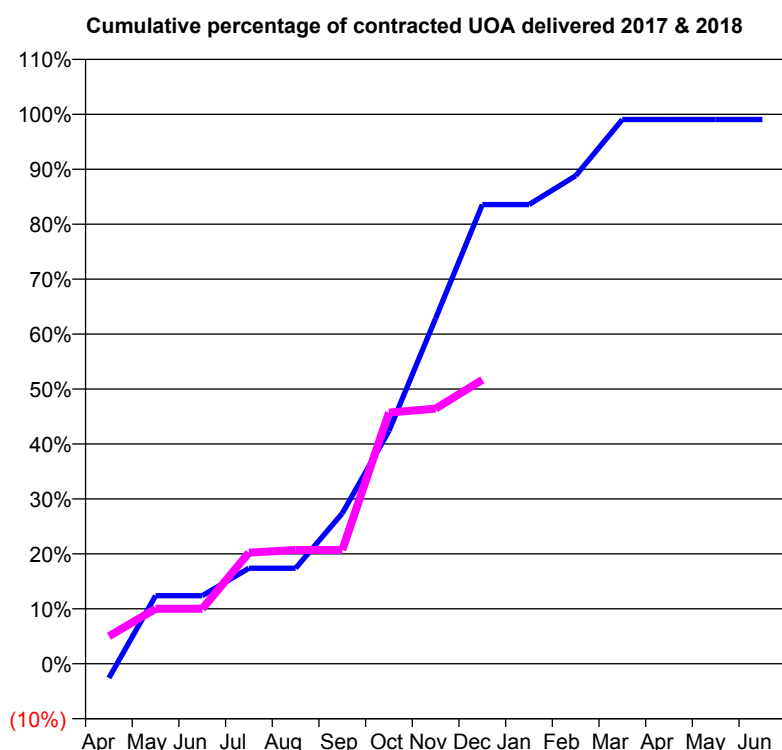
* Figures in italics indicate that the base number is less than 100.

Q50 - Vital Signs Orthodontic At a Glance Contract Report for 749869/0001 - December 2017

Name or company name	MRS ML GATECLIFF
Contract type name	GDS Contract
Purpose of contract	General and Orthodontic
Contract start date	01/04/2006
Contract end date	

17/18 Contracted general activity (UDA)	2,024
Carry forward general activity (UDA)	0
17/18 Contracted orthodontic activity (UOA)	420
Carry forward orthodontic activity (UOA)	0
Baseline contract value	£91,549.27

ACCESS	Contract	England and Wales
24 month ratio of assessments to patient IDs	1.16	1.09

ACTIVITY


Month	Adjusted Scheduled Activity (UOA)	
	2017	2018
April	-11	21
May	52	42
June	52	42
July	73	85
August	73	87
September	115	87
October	178	192
November	264	195
December	351	217
January	351	
February	373	
March	416	
April	416	
May	416	
June	416	

QUALITY	Contract Quantity	Contract Base Number	Contract *	Region	England
% of all assessments that were assess and fit appliances (rolling 12 month period)	13	22	59.1%	56.4%	58.6%
% of all assessments that were assess and refuse (rolling 12 month period)	4	22	18.2%	11.2%	11.3%
% of all assessments that were assess and review (rolling 12 month period)	5	22	22.7%	32.4%	30.0%
% of terminated courses where treatment was abandoned or discontinued (rolling 12 month period)	4	20	20.0%	7.4%	7.4%
% of completed treatments indicating that PAR score was taken (year to date)	12	12	100.0%	60.0%	64.3%
Rate of removable appliances per 100 fixed appliances - proposed treatment (rolling 12 month period)	0	24	0.00	5.44	5.53
Rate of removable appliances per 100 fixed appliances - completed treatment (rolling 12 month period)	1	30	3.33	4.01	4.60
% of courses of treatment with removable appliances only - proposed treatment (rolling 12 month period)	0	13	0.0%	1.4%	1.9%
% of courses of treatment with removable appliances only - completed treatment (rolling 12 month period)	0	16	0.0%	0.9%	1.4%
% of patients satisfied with the treatment they have received (rolling 12 month period)	0	0	N/A	95.8%	95.9%

* Figures in italics indicate that the base number is less than 100.

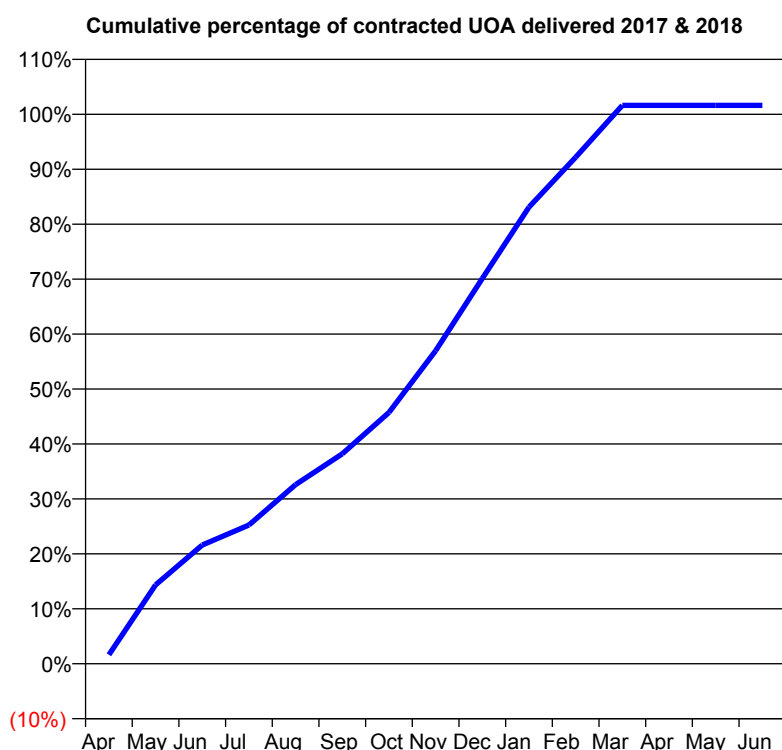
Q50 - Vital Signs Orthodontic At a Glance Contract Report for 802425/0001 - December 2017

Name or company name	Skipper & Moran
Contract type name	GDS Contract
Purpose of contract	General and Orthodontic
Contract start date	01/04/2006
Contract end date	

17/18 Contracted general activity (UDA)	1,053
Carry forward general activity (UDA)	0
17/18 Contracted orthodontic activity (UOA)	0
Carry forward orthodontic activity (UOA)	0
Baseline contract value	£83,829.21

ACCESS

	Contract	England and Wales
24 month ratio of assessments to patient IDs	1.00	1.09

ACTIVITY


Month	Adjusted Scheduled Activity (UOA)	
	2017	2018
April	19	43
May	166	152
June	250	152
July	292	173
August	377	173
September	442	173
October	529	173
November	659	173
December	811	173
January	961	
February	1,066	
March	1,175	
April	1,175	
May	1,175	
June	1,175	

QUALITY

	Contract Quantity	Contract Base Number	Contract *	Region	England
% of all assessments that were assess and fit appliances (rolling 12 month period)	26	32	81.3%	56.4%	58.6%
% of all assessments that were assess and refuse (rolling 12 month period)	2	32	6.3%	11.2%	11.3%
% of all assessments that were assess and review (rolling 12 month period)	4	32	12.5%	32.4%	30.0%
% of terminated courses where treatment was abandoned or discontinued (rolling 12 month period)	5	63	7.9%	7.4%	7.4%
% of completed treatments indicating that PAR score was taken (year to date)	33	34	97.1%	60.0%	64.3%
Rate of removable appliances per 100 fixed appliances - proposed treatment (rolling 12 month period)	4	34	11.76	5.44	5.53
Rate of removable appliances per 100 fixed appliances - completed treatment (rolling 12 month period)	7	108	6.48	4.01	4.60
% of courses of treatment with removable appliances only - proposed treatment (rolling 12 month period)	3	26	11.5%	1.4%	1.9%
% of courses of treatment with removable appliances only - completed treatment (rolling 12 month period)	1	58	1.7%	0.9%	1.4%
% of patients satisfied with the treatment they have received (rolling 12 month period)	2	2	100.0%	95.8%	95.9%

* Figures in italics indicate that the base number is less than 100.

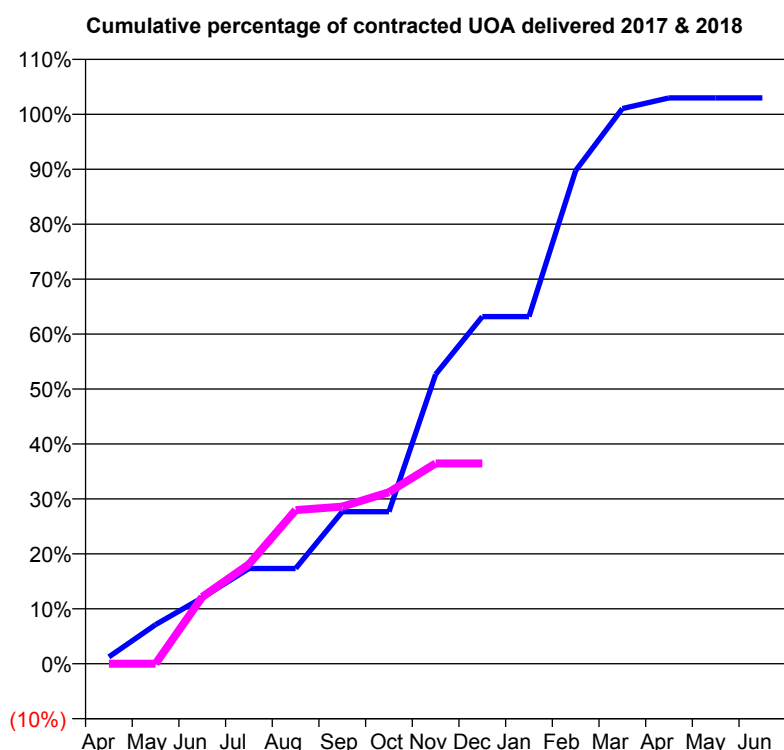
Q50 - Vital Signs Orthodontic At a Glance Contract Report for 809632/0004 - December 2017

Name or company name	MR GJ ATHERTON
Contract type name	PDS Contract
Purpose of contract	Orthodontic
Contract start date	01/04/2006
Contract end date	31/03/2019

17/18 Contracted general activity (UDA)	0
Carry forward general activity (UDA)	0
17/18 Contracted orthodontic activity (UOA)	3,300
Carry forward orthodontic activity (UOA)	0
Baseline contract value	£187,089.30

ACCESS

	Contract	England and Wales
24 month ratio of assessments to patient IDs	1.06	1.09

ACTIVITY


Month	Adjusted Scheduled Activity (UOA)	
	2017	2018
April	41	0
May	235	0
June	397	402
July	572	598
August	572	923
September	913	944
October	913	1,030
November	1,738	1,203
December	2,085	1,203
January	2,085	
February	2,962	
March	3,334	
April	3,398	
May	3,398	
June	3,398	

QUALITY

	Contract Quantity	Contract Base Number	Contract *	Region	England
% of all assessments that were assess and fit appliances (rolling 12 month period)	121	172	70.3%	56.4%	58.6%
% of all assessments that were assess and refuse (rolling 12 month period)	5	172	2.9%	11.2%	11.3%
% of all assessments that were assess and review (rolling 12 month period)	46	172	26.7%	32.4%	30.0%
% of terminated courses where treatment was abandoned or discontinued (rolling 12 month period)	11	119	9.2%	7.4%	7.4%
% of completed treatments indicating that PAR score was taken (year to date)	46	79	58.2%	60.0%	64.3%
Rate of removable appliances per 100 fixed appliances - proposed treatment (rolling 12 month period)	10	229	4.37	5.44	5.53
Rate of removable appliances per 100 fixed appliances - completed treatment (rolling 12 month period)	3	211	1.42	4.01	4.60
% of courses of treatment with removable appliances only - proposed treatment (rolling 12 month period)	6	121	5.0%	1.4%	1.9%
% of courses of treatment with removable appliances only - completed treatment (rolling 12 month period)	2	108	1.9%	0.9%	1.4%
% of patients satisfied with the treatment they have received (rolling 12 month period)	4	4	100.0%	95.8%	95.9%

* Figures in italics indicate that the base number is less than 100.

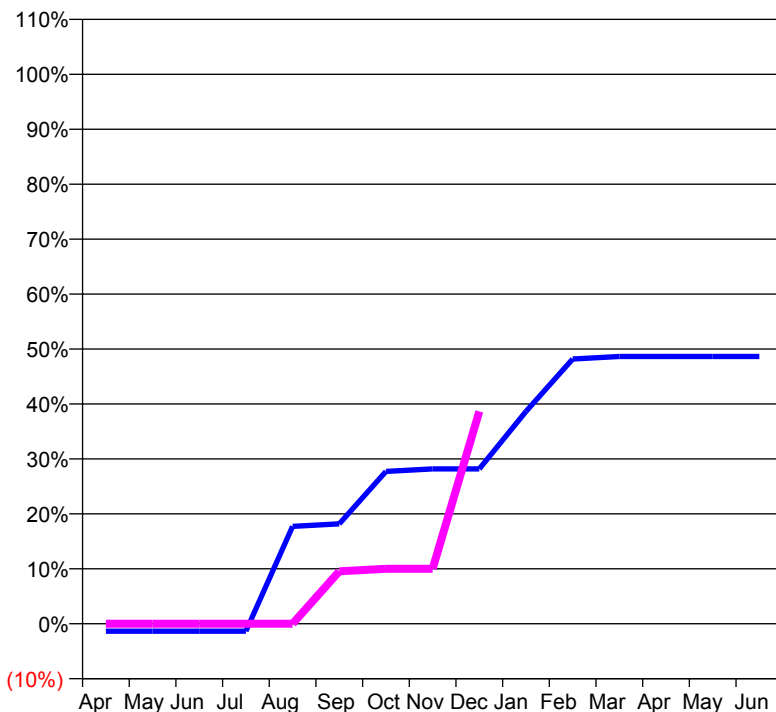
Q50 - Vital Signs Orthodontic At a Glance Contract Report for 811076/0001 - December 2017

Name or company name	MR DR FEIRN
Contract type name	GDS Contract
Purpose of contract	General and Orthodontic
Contract start date	01/04/2006
Contract end date	

17/18 Contracted general activity (UDA)	1,214
Carry forward general activity (UDA)	0
17/18 Contracted orthodontic activity (UOA)	220
Carry forward orthodontic activity (UOA)	0
Baseline contract value	£45,957.79

ACCESS

	Contract	England and Wales
24 month ratio of assessments to patient IDs	1.10	1.09

ACTIVITY
Cumulative percentage of contracted UOA delivered 2017 & 2018

Adjusted Scheduled Activity (UOA)

Month	2017	2018
April	-3	0
May	-3	0
June	-3	0
July	-3	0
August	39	0
September	40	21
October	61	22
November	62	22
December	62	85
January	85	
February	106	
March	107	
April	107	
May	107	
June	107	

QUALITY

	Contract Quantity	Contract Base Number	Contract *	Region	England
% of all assessments that were assess and fit appliances (rolling 12 month period)	6	10	60.0%	56.4%	58.6%
% of all assessments that were assess and refuse (rolling 12 month period)	3	10	30.0%	11.2%	11.3%
% of all assessments that were assess and review (rolling 12 month period)	1	10	10.0%	32.4%	30.0%
% of terminated courses where treatment was abandoned or discontinued (rolling 12 month period)	0	8	0.0%	7.4%	7.4%
% of completed treatments indicating that PAR score was taken (year to date)	7	7	100.0%	60.0%	64.3%
Rate of removable appliances per 100 fixed appliances - proposed treatment (rolling 12 month period)	1	7	14.29	5.44	5.53
Rate of removable appliances per 100 fixed appliances - completed treatment (rolling 12 month period)	1	14	7.14	4.01	4.60
% of courses of treatment with removable appliances only - proposed treatment (rolling 12 month period)	1	6	16.7%	1.4%	1.9%
% of courses of treatment with removable appliances only - completed treatment (rolling 12 month period)	0	8	0.0%	0.9%	1.4%
% of patients satisfied with the treatment they have received (rolling 12 month period)	0	0	N/A	95.8%	95.9%

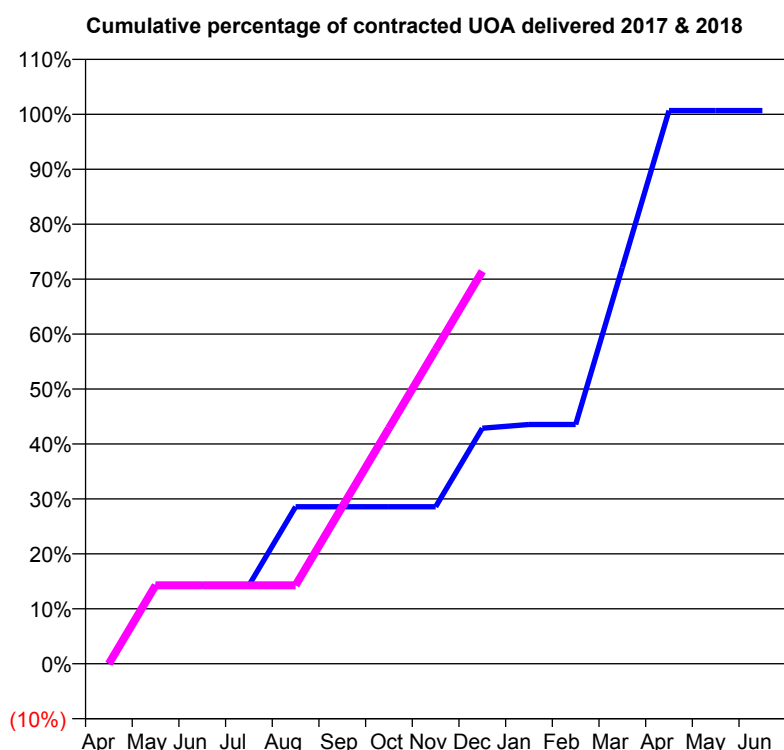
* Figures in italics indicate that the base number is less than 100.

Q50 - Vital Signs Orthodontic At a Glance Contract Report for 915009/0001 - December 2017

Name or company name	MR NJ ALLDAY
Contract type name	GDS Contract
Purpose of contract	General and Orthodontic
Contract start date	01/04/2006
Contract end date	

17/18 Contracted general activity (UDA)	1,000
Carry forward general activity (UDA)	0
17/18 Contracted orthodontic activity (UOA)	147
Carry forward orthodontic activity (UOA)	0
Baseline contract value	£36,828.42

ACCESS	Contract	England and Wales
24 month ratio of assessments to patient IDs	1.00	1.09

ACTIVITY


Month	Adjusted Scheduled Activity (UOA)	
	2017	2018
April	0	0
May	21	21
June	21	21
July	21	21
August	42	21
September	42	42
October	42	63
November	42	84
December	63	105
January	64	
February	64	
March	106	
April	148	
May	148	
June	148	

QUALITY	Contract Quantity	Contract Base Number	Contract *	Region	England
% of all assessments that were assess and fit appliances (rolling 12 month period)	9	10	90.0%	56.4%	58.6%
% of all assessments that were assess and refuse (rolling 12 month period)	0	10	0.0%	11.2%	11.3%
% of all assessments that were assess and review (rolling 12 month period)	1	10	10.0%	32.4%	30.0%
% of terminated courses where treatment was abandoned or discontinued (rolling 12 month period)	0	5	0.0%	7.4%	7.4%
% of completed treatments indicating that PAR score was taken (year to date)	2	3	66.7%	60.0%	64.3%
Rate of removable appliances per 100 fixed appliances - proposed treatment (rolling 12 month period)	0	18	0.00	5.44	5.53
Rate of removable appliances per 100 fixed appliances - completed treatment (rolling 12 month period)	2	7	28.57	4.01	4.60
% of courses of treatment with removable appliances only - proposed treatment (rolling 12 month period)	0	9	0.0%	1.4%	1.9%
% of courses of treatment with removable appliances only - completed treatment (rolling 12 month period)	0	5	0.0%	0.9%	1.4%
% of patients satisfied with the treatment they have received (rolling 12 month period)	0	0	N/A	95.8%	95.9%

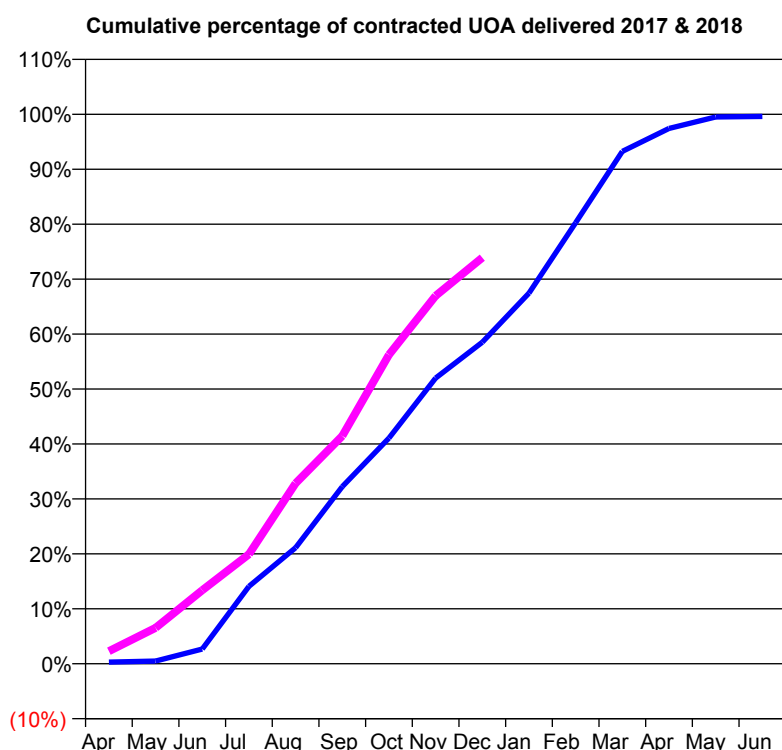
* Figures in italics indicate that the base number is less than 100.

Q51 - Vital Signs Orthodontic At a Glance Contract Report for 101338/0069 - December 2017

Name or company name	Whitecross Dental Care Limited
Contract type name	GDS Contract
Purpose of contract	General and Orthodontic
Contract start date	01/11/2008
Contract end date	

17/18 Contracted general activity (UDA)	24,277
Carry forward general activity (UDA)	0
17/18 Contracted orthodontic activity (UOA)	1,008
Carry forward orthodontic activity (UOA)	0
Baseline contract value	£760,924.45

ACCESS	Contract	England and Wales
24 month ratio of assessments to patient IDs	1.12	1.09

ACTIVITY


Month	Adjusted Scheduled Activity (UOA)	
	2017	2018
April	3	23
May	5	66
June	27	135
July	142	201
August	213	331
September	325	418
October	414	567
November	524	675
December	590	745
January	680	
February	809	
March	940	
April	982	
May	1,003	
June	1,004	

QUALITY	Contract Quantity	Contract Base Number	Contract *	Region	England
% of all assessments that were assess and fit appliances (rolling 12 month period)	53	99	53.5%	56.4%	58.6%
% of all assessments that were assess and refuse (rolling 12 month period)	9	99	9.1%	11.2%	11.3%
% of all assessments that were assess and review (rolling 12 month period)	37	99	37.4%	32.4%	30.0%
% of terminated courses where treatment was abandoned or discontinued (rolling 12 month period)	0	35	0.0%	7.4%	7.4%
% of completed treatments indicating that PAR score was taken (year to date)	13	13	100.0%	60.0%	64.3%
Rate of removable appliances per 100 fixed appliances - proposed treatment (rolling 12 month period)	1	85	1.18	5.44	5.53
Rate of removable appliances per 100 fixed appliances - completed treatment (rolling 12 month period)	3	57	5.26	4.01	4.60
% of courses of treatment with removable appliances only - proposed treatment (rolling 12 month period)	1	53	1.9%	1.4%	1.9%
% of courses of treatment with removable appliances only - completed treatment (rolling 12 month period)	2	35	5.7%	0.9%	1.4%
% of patients satisfied with the treatment they have received (rolling 12 month period)	3	4	75.0%	95.8%	95.9%

* Figures in italics indicate that the base number is less than 100.

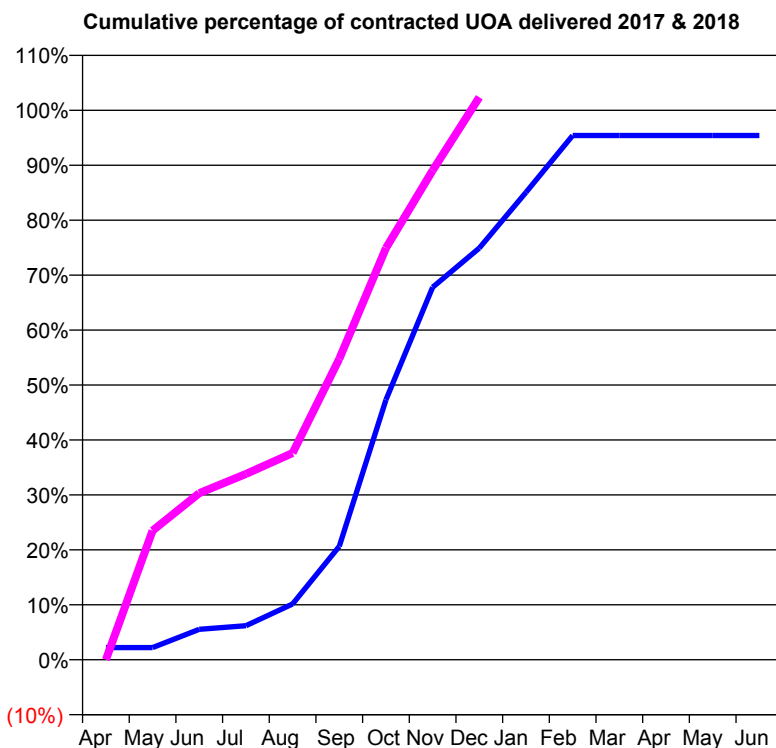
Q51 - Vital Signs Orthodontic At a Glance Contract Report for 101370/0005 - December 2017

Name or company name	Petrie Tucker and Partners Ltd
Contract type name	GDS Contract
Purpose of contract	General and Orthodontic
Contract start date	01/04/2006
Contract end date	

17/18 Contracted general activity (UDA)	24,146
Carry forward general activity (UDA)	0
17/18 Contracted orthodontic activity (UOA)	630
Carry forward orthodontic activity (UOA)	0
Baseline contract value	£732,388.77

ACCESS

	Contract	England and Wales
24 month ratio of assessments to patient IDs	1.07	1.09

ACTIVITY


Month	Adjusted Scheduled Activity (UOA)	
	2017	2018
April	14	0
May	14	148
June	35	191
July	39	213
August	64	237
September	130	345
October	298	472
November	427	561
December	472	645
January	536	
February	601	
March	601	
April	601	
May	601	
June	601	

QUALITY

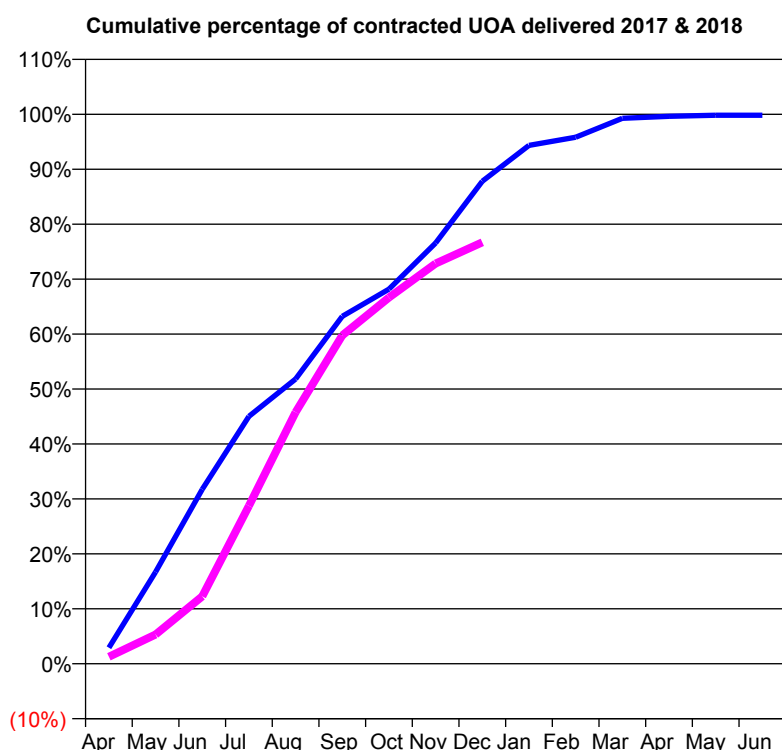
	Contract Quantity	Contract Base Number	Contract *	Region	England
% of all assessments that were assess and fit appliances (rolling 12 month period)	36	54	66.7%	56.4%	58.6%
% of all assessments that were assess and refuse (rolling 12 month period)	6	54	11.1%	11.2%	11.3%
% of all assessments that were assess and review (rolling 12 month period)	12	54	22.2%	32.4%	30.0%
% of terminated courses where treatment was abandoned or discontinued (rolling 12 month period)	0	29	0.0%	7.4%	7.4%
% of completed treatments indicating that PAR score was taken (year to date)	18	23	78.3%	60.0%	64.3%
Rate of removable appliances per 100 fixed appliances - proposed treatment (rolling 12 month period)	3	54	5.56	5.44	5.53
Rate of removable appliances per 100 fixed appliances - completed treatment (rolling 12 month period)	1	50	2.00	4.01	4.60
% of courses of treatment with removable appliances only - proposed treatment (rolling 12 month period)	0	36	0.0%	1.4%	1.9%
% of courses of treatment with removable appliances only - completed treatment (rolling 12 month period)	0	29	0.0%	0.9%	1.4%
% of patients satisfied with the treatment they have received (rolling 12 month period)	2	2	100.0%	95.8%	95.9%

* Figures in italics indicate that the base number is less than 100.

Q51 - Vital Signs Orthodontic At a Glance Contract Report for 101699/0001 - December 2017

Name or company name	Orthoscene Limited	17/18 Contracted general activity (UDA)	0
Contract type name	PDS Contract	Carry forward general activity (UDA)	0
Purpose of contract	Orthodontic	17/18 Contracted orthodontic activity (UOA)	11,617
Contract start date	01/04/2014	Carry forward orthodontic activity (UOA)	0
Contract end date	31/03/2018	Baseline contract value	£720,744.13

ACCESS	Contract	England and Wales
24 month ratio of assessments to patient IDs	1.04	1.09

ACTIVITY


Month	Adjusted Scheduled Activity (UOA)	
	2017	2018
April	339	149
May	1,942	618
June	3,690	1,426
July	5,231	3,339
August	6,019	5,318
September	7,346	6,941
October	7,919	7,742
November	8,897	8,461
December	10,201	8,909
January	10,959	
February	11,130	
March	11,531	
April	11,575	
May	11,596	
June	11,596	

QUALITY

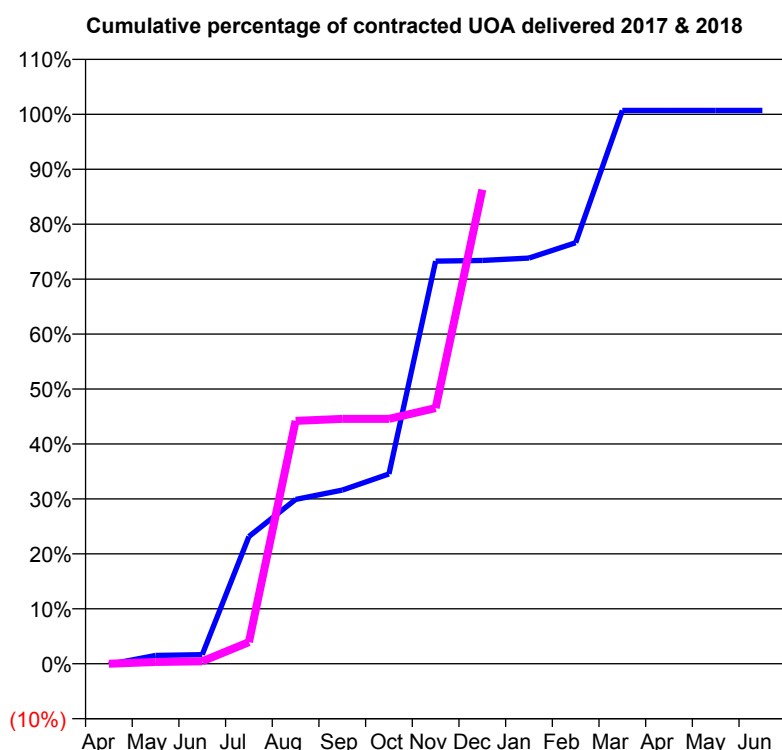
	Contract Quantity	Contract Base Number	Contract *	Region	England
% of all assessments that were assess and fit appliances (rolling 12 month period)	489	545	89.7%	56.4%	58.6%
% of all assessments that were assess and refuse (rolling 12 month period)	28	545	5.1%	11.2%	11.3%
% of all assessments that were assess and review (rolling 12 month period)	28	545	5.1%	32.4%	30.0%
% of terminated courses where treatment was abandoned or discontinued (rolling 12 month period)	21	476	4.4%	7.4%	7.4%
% of completed treatments indicating that PAR score was taken (year to date)	252	354	71.2%	60.0%	64.3%
Rate of removable appliances per 100 fixed appliances - proposed treatment (rolling 12 month period)	52	971	5.36	5.44	5.53
Rate of removable appliances per 100 fixed appliances - completed treatment (rolling 12 month period)	62	892	6.95	4.01	4.60
% of courses of treatment with removable appliances only - proposed treatment (rolling 12 month period)	0	489	0.0%	1.4%	1.9%
% of courses of treatment with removable appliances only - completed treatment (rolling 12 month period)	4	455	0.9%	0.9%	1.4%
% of patients satisfied with the treatment they have received (rolling 12 month period)	31	32	96.9%	95.8%	95.9%

* Figures in italics indicate that the base number is less than 100.

Q51 - Vital Signs Orthodontic At a Glance Contract Report for 109983/0001 - December 2017

Name or company name	Smile Create Ltd	17/18 Contracted general activity (UDA)	15,796
Contract type name	GDS Contract	Carry forward general activity (UDA)	334
Purpose of contract	General and Orthodontic	17/18 Contracted orthodontic activity (UOA)	1,575
Contract start date	01/04/2012	Carry forward orthodontic activity (UOA)	0
Contract end date		Baseline contract value	£555,377.07

ACCESS	Contract	England and Wales
24 month ratio of assessments to patient IDs	1.06	1.09

ACTIVITY


Month	Adjusted Scheduled Activity (UOA)	
	2017	2018
April	-2	0
May	24	5
June	26	7
July	365	62
August	471	696
September	498	702
October	544	702
November	1,154	733
December	1,156	1,359
January	1,163	
February	1,207	
March	1,586	
April	1,586	
May	1,586	
June	1,586	

QUALITY	Contract Quantity	Contract Base Number	Contract *	Region	England
% of all assessments that were assess and fit appliances (rolling 12 month period)	83	150	55.3%	56.4%	58.6%
% of all assessments that were assess and refuse (rolling 12 month period)	26	150	17.3%	11.2%	11.3%
% of all assessments that were assess and review (rolling 12 month period)	41	150	27.3%	32.4%	30.0%
% of terminated courses where treatment was abandoned or discontinued (rolling 12 month period)	6	53	11.3%	7.4%	7.4%
% of completed treatments indicating that PAR score was taken (year to date)	27	33	81.8%	60.0%	64.3%
Rate of removable appliances per 100 fixed appliances - proposed treatment (rolling 12 month period)	0	125	0.00	5.44	5.53
Rate of removable appliances per 100 fixed appliances - completed treatment (rolling 12 month period)	0	16	0.00	4.01	4.60
% of courses of treatment with removable appliances only - proposed treatment (rolling 12 month period)	0	83	0.0%	1.4%	1.9%
% of courses of treatment with removable appliances only - completed treatment (rolling 12 month period)	0	47	0.0%	0.9%	1.4%
% of patients satisfied with the treatment they have received (rolling 12 month period)	0	0	N/A	95.8%	95.9%

* Figures in italics indicate that the base number is less than 100.

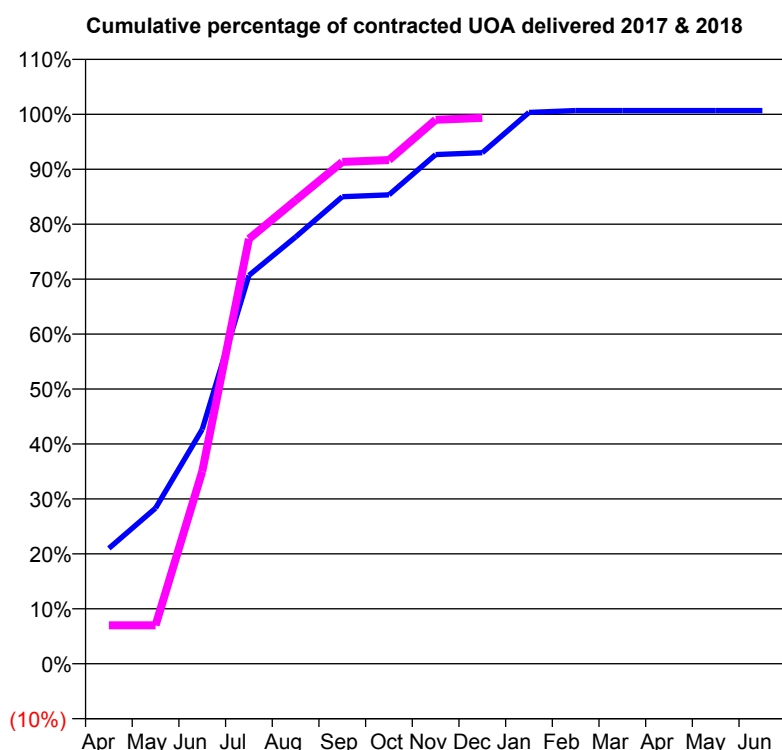
Q51 - Vital Signs Orthodontic At a Glance Contract Report for 112348/0001 - December 2017

Name or company name	Wright Dental Care Ltd
Contract type name	GDS Contract
Purpose of contract	General and Orthodontic
Contract start date	01/12/2011
Contract end date	

17/18 Contracted general activity (UDA)	50,922
Carry forward general activity (UDA)	1,533
17/18 Contracted orthodontic activity (UOA)	300
Carry forward orthodontic activity (UOA)	0
Baseline contract value	£1,354,632.30

ACCESS

	Contract	England and Wales
24 month ratio of assessments to patient IDs	1.09	1.09

ACTIVITY


Month	Adjusted Scheduled Activity (UOA)	
	2017	2018
April	63	21
May	85	21
June	128	105
July	212	232
August	233	253
September	255	274
October	256	275
November	278	297
December	279	298
January	301	
February	302	
March	302	
April	302	
May	302	
June	302	

QUALITY

	Contract Quantity	Contract Base Number	Contract *	Region	England
% of all assessments that were assess and fit appliances (rolling 12 month period)	16	22	72.7%	56.4%	58.6%
% of all assessments that were assess and refuse (rolling 12 month period)	1	22	4.5%	11.2%	11.3%
% of all assessments that were assess and review (rolling 12 month period)	5	22	22.7%	32.4%	30.0%
% of terminated courses where treatment was abandoned or discontinued (rolling 12 month period)	0	7	0.0%	7.4%	7.4%
% of completed treatments indicating that PAR score was taken (year to date)	0	3	0.0%	60.0%	64.3%
Rate of removable appliances per 100 fixed appliances - proposed treatment (rolling 12 month period)	0	15	0.00	5.44	5.53
Rate of removable appliances per 100 fixed appliances - completed treatment (rolling 12 month period)	0	2	0.00	4.01	4.60
% of courses of treatment with removable appliances only - proposed treatment (rolling 12 month period)	0	16	0.0%	1.4%	1.9%
% of courses of treatment with removable appliances only - completed treatment (rolling 12 month period)	0	7	0.0%	0.9%	1.4%
% of patients satisfied with the treatment they have received (rolling 12 month period)	0	0	N/A	95.8%	95.9%

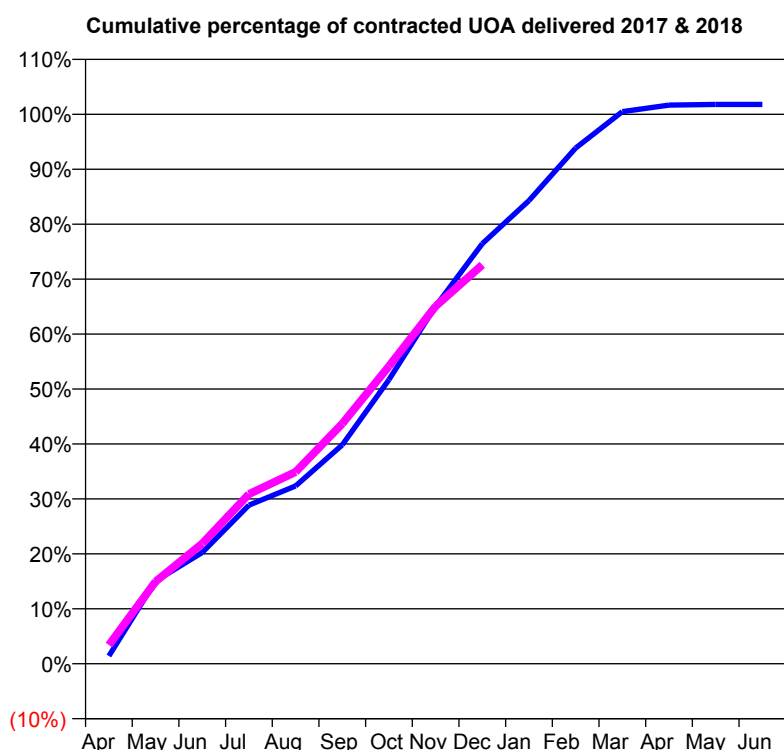
* Figures in italics indicate that the base number is less than 100.

Q51 - Vital Signs Orthodontic At a Glance Contract Report for 134279/0001 - December 2017

Name or company name	Orthodontic Centre (UK) Limited
Contract type name	PDS Contract
Purpose of contract	Orthodontic
Contract start date	01/01/2012
Contract end date	31/03/2018

17/18 Contracted general activity (UDA)	0
Carry forward general activity (UDA)	0
17/18 Contracted orthodontic activity (UOA)	18,725
Carry forward orthodontic activity (UOA)	0
Baseline contract value	£1,161,740.03

ACCESS	Contract	England and Wales
24 month ratio of assessments to patient IDs	1.17	1.09

ACTIVITY


Month	Adjusted Scheduled Activity (UOA)	
	2017	2018
April	264	638
May	2,819	2,801
June	3,793	4,096
July	5,403	5,783
August	6,058	6,536
September	7,461	8,183
October	9,679	10,140
November	12,185	12,183
December	14,314	13,592
January	15,785	
February	17,572	
March	18,813	
April	19,038	
May	19,059	
June	19,059	

QUALITY	Contract Quantity	Contract Base Number	Contract *	Region	England
% of all assessments that were assess and fit appliances (rolling 12 month period)	858	1,557	55.1%	56.4%	58.6%
% of all assessments that were assess and refuse (rolling 12 month period)	314	1,557	20.2%	11.2%	11.3%
% of all assessments that were assess and review (rolling 12 month period)	385	1,557	24.7%	32.4%	30.0%
% of terminated courses where treatment was abandoned or discontinued (rolling 12 month period)	37	824	4.5%	7.4%	7.4%
% of completed treatments indicating that PAR score was taken (year to date)	107	554	19.3%	60.0%	64.3%
Rate of removable appliances per 100 fixed appliances - proposed treatment (rolling 12 month period)	15	1,682	0.89	5.44	5.53
Rate of removable appliances per 100 fixed appliances - completed treatment (rolling 12 month period)	5	1,553	0.32	4.01	4.60
% of courses of treatment with removable appliances only - proposed treatment (rolling 12 month period)	7	858	0.8%	1.4%	1.9%
% of courses of treatment with removable appliances only - completed treatment (rolling 12 month period)	2	787	0.3%	0.9%	1.4%
% of patients satisfied with the treatment they have received (rolling 12 month period)	18	18	100.0%	95.8%	95.9%

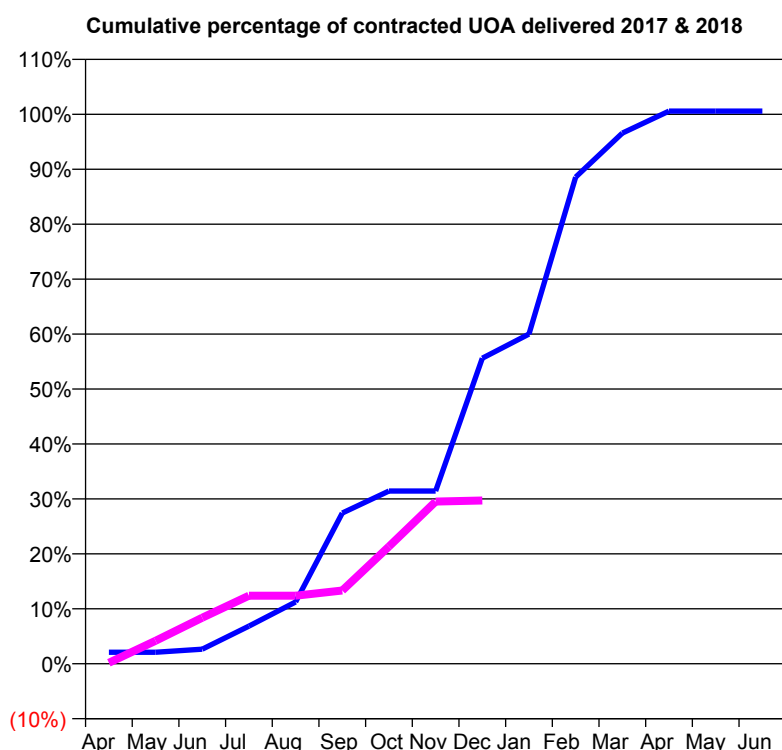
* Figures in italics indicate that the base number is less than 100.

Q51 - Vital Signs Orthodontic At a Glance Contract Report for 142255/0001 - December 2017

Name or company name	Hislop and Wolverson
Contract type name	GDS Contract
Purpose of contract	General and Orthodontic
Contract start date	01/12/2010
Contract end date	

17/18 Contracted general activity (UDA)	21,997
Carry forward general activity (UDA)	-440
17/18 Contracted orthodontic activity (UOA)	525
Carry forward orthodontic activity (UOA)	0
Baseline contract value	£664,115.71

ACCESS	Contract	England and Wales
24 month ratio of assessments to patient IDs	1.11	1.09

ACTIVITY


Month	Adjusted Scheduled Activity (UOA)	
	2017	2018
April	11	1
May	11	22
June	14	44
July	36	65
August	59	65
September	144	70
October	165	112
November	165	155
December	292	156
January	315	
February	465	
March	507	
April	528	
May	528	
June	528	

QUALITY	Contract Quantity	Contract Base Number	Contract *	Region	England
% of all assessments that were assess and fit appliances (rolling 12 month period)	18	32	56.3%	56.4%	58.6%
% of all assessments that were assess and refuse (rolling 12 month period)	0	32	0.0%	11.2%	11.3%
% of all assessments that were assess and review (rolling 12 month period)	14	32	43.8%	32.4%	30.0%
% of terminated courses where treatment was abandoned or discontinued (rolling 12 month period)	1	11	9.1%	7.4%	7.4%
% of completed treatments indicating that PAR score was taken (year to date)	9	10	90.0%	60.0%	64.3%
Rate of removable appliances per 100 fixed appliances - proposed treatment (rolling 12 month period)	0	0	N/A	5.44	5.53
Rate of removable appliances per 100 fixed appliances - completed treatment (rolling 12 month period)	0	18	0.00	4.01	4.60
% of courses of treatment with removable appliances only - proposed treatment (rolling 12 month period)	0	18	0.0%	1.4%	1.9%
% of courses of treatment with removable appliances only - completed treatment (rolling 12 month period)	0	10	0.0%	0.9%	1.4%
% of patients satisfied with the treatment they have received (rolling 12 month period)	0	0	N/A	95.8%	95.9%

* Figures in italics indicate that the base number is less than 100.

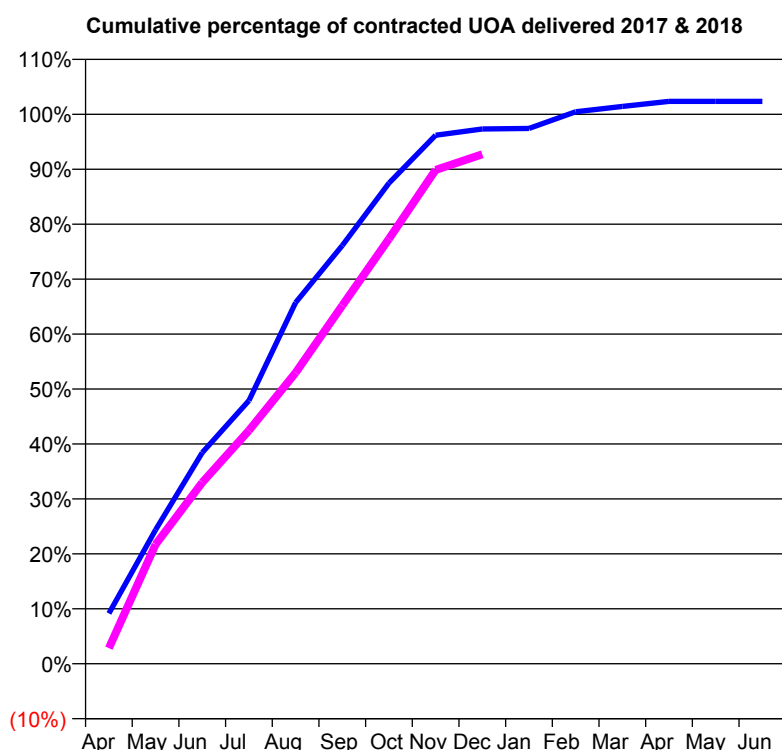
Q51 - Vital Signs Orthodontic At a Glance Contract Report for 144959/0001 - December 2017

Name or company name	Kaye and Rafferty Ltd
Contract type name	GDS Contract
Purpose of contract	General and Orthodontic
Contract start date	01/07/2014
Contract end date	

17/18 Contracted general activity (UDA)	21,500
Carry forward general activity (UDA)	0
17/18 Contracted orthodontic activity (UOA)	2,249
Carry forward orthodontic activity (UOA)	0
Baseline contract value	£714,315.27

ACCESS

	Contract	England and Wales
24 month ratio of assessments to patient IDs	1.04	1.09

ACTIVITY


Month	Adjusted Scheduled Activity (UOA)	
	2017	2018
April	206	64
May	548	488
June	864	742
July	1,077	955
August	1,478	1,191
September	1,712	1,466
October	1,967	1,739
November	2,163	2,021
December	2,189	2,085
January	2,191	
February	2,259	
March	2,281	
April	2,302	
May	2,302	
June	2,302	

QUALITY

	Contract Quantity	Contract Base Number	Contract *	Region	England
% of all assessments that were assess and fit appliances (rolling 12 month period)	104	141	73.8%	56.4%	58.6%
% of all assessments that were assess and refuse (rolling 12 month period)	3	141	2.1%	11.2%	11.3%
% of all assessments that were assess and review (rolling 12 month period)	34	141	24.1%	32.4%	30.0%
% of terminated courses where treatment was abandoned or discontinued (rolling 12 month period)	1	66	1.5%	7.4%	7.4%
% of completed treatments indicating that PAR score was taken (year to date)	30	38	78.9%	60.0%	64.3%
Rate of removable appliances per 100 fixed appliances - proposed treatment (rolling 12 month period)	3	203	1.48	5.44	5.53
Rate of removable appliances per 100 fixed appliances - completed treatment (rolling 12 month period)	2	128	1.56	4.01	4.60
% of courses of treatment with removable appliances only - proposed treatment (rolling 12 month period)	0	104	0.0%	1.4%	1.9%
% of courses of treatment with removable appliances only - completed treatment (rolling 12 month period)	0	65	0.0%	0.9%	1.4%
% of patients satisfied with the treatment they have received (rolling 12 month period)	2	2	100.0%	95.8%	95.9%

* Figures in italics indicate that the base number is less than 100.

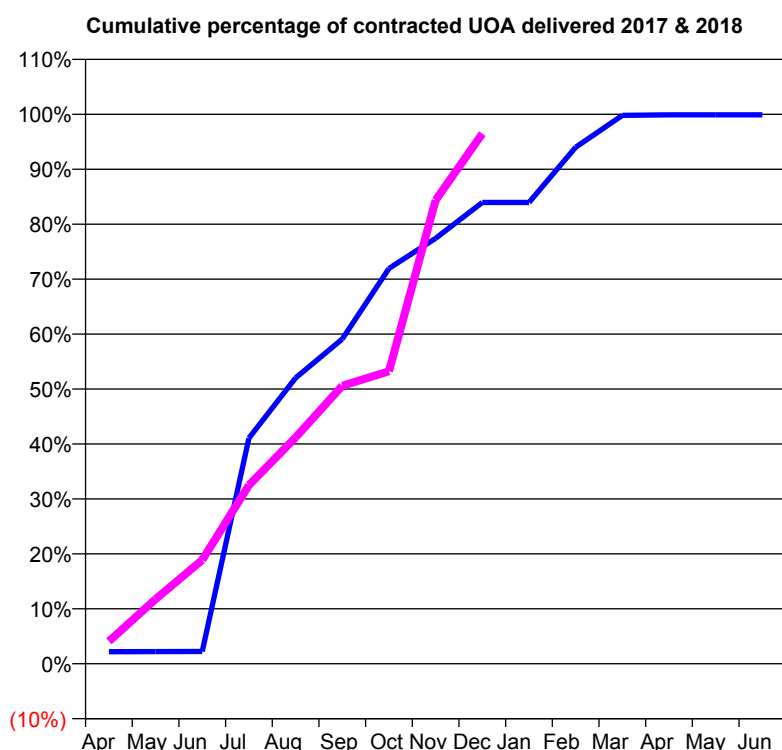
Q51 - Vital Signs Orthodontic At a Glance Contract Report for 145033/0001 - December 2017

Name or company name	Orthodontic Centre (uk)Ltd
Contract type name	PDS Contract
Purpose of contract	Orthodontic
Contract start date	01/09/2012
Contract end date	31/03/2018

17/18 Contracted general activity (UDA)	0
Carry forward general activity (UDA)	0
17/18 Contracted orthodontic activity (UOA)	4,968
Carry forward orthodontic activity (UOA)	0
Baseline contract value	£306,705.25

ACCESS

	Contract	England and Wales
24 month ratio of assessments to patient IDs	1.21	1.09

ACTIVITY


Month	Adjusted Scheduled Activity (UOA)	
	2017	2018
April	109	203
May	110	584
June	111	938
July	2,040	1,615
August	2,584	2,047
September	2,936	2,513
October	3,574	2,644
November	3,846	4,191
December	4,171	4,793
January	4,171	
February	4,670	
March	4,958	
April	4,963	
May	4,963	
June	4,963	

QUALITY

	Contract Quantity	Contract Base Number	Contract *	Region	England
% of all assessments that were assess and fit appliances (rolling 12 month period)	257	475	54.1%	56.4%	58.6%
% of all assessments that were assess and refuse (rolling 12 month period)	71	475	14.9%	11.2%	11.3%
% of all assessments that were assess and review (rolling 12 month period)	147	475	30.9%	32.4%	30.0%
% of terminated courses where treatment was abandoned or discontinued (rolling 12 month period)	7	127	5.5%	7.4%	7.4%
% of completed treatments indicating that PAR score was taken (year to date)	7	82	8.5%	60.0%	64.3%
Rate of removable appliances per 100 fixed appliances - proposed treatment (rolling 12 month period)	5	508	0.98	5.44	5.53
Rate of removable appliances per 100 fixed appliances - completed treatment (rolling 12 month period)	1	237	0.42	4.01	4.60
% of courses of treatment with removable appliances only - proposed treatment (rolling 12 month period)	0	257	0.0%	1.4%	1.9%
% of courses of treatment with removable appliances only - completed treatment (rolling 12 month period)	0	120	0.0%	0.9%	1.4%
% of patients satisfied with the treatment they have received (rolling 12 month period)	10	10	100.0%	95.8%	95.9%

* Figures in italics indicate that the base number is less than 100.

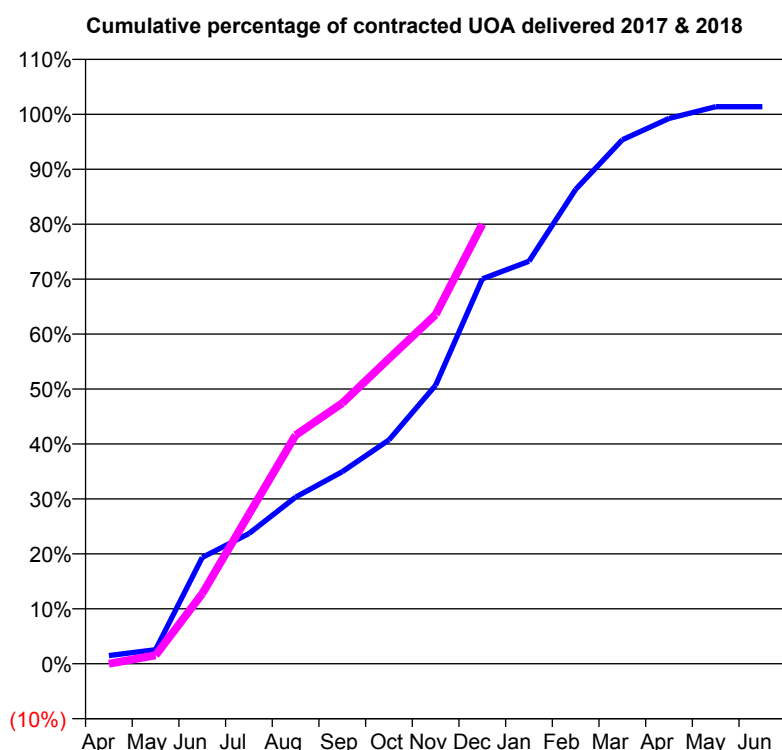
Q51 - Vital Signs Orthodontic At a Glance Contract Report for 151653/0002 - December 2017

Name or company name	The Forum Practice Ltd
Contract type name	PDS Contract
Purpose of contract	Orthodontic
Contract start date	01/10/2011
Contract end date	31/03/2018

17/18 Contracted general activity (UDA)	0
Carry forward general activity (UDA)	0
17/18 Contracted orthodontic activity (UOA)	1,959
Carry forward orthodontic activity (UOA)	0
Baseline contract value	£121,540.66

ACCESS

	Contract	England and Wales
24 month ratio of assessments to patient IDs	1.14	1.09

ACTIVITY


Month	Adjusted Scheduled Activity (UOA)	
	2017	2018
April	29	0
May	50	30
June	379	250
July	464	533
August	594	815
September	685	929
October	798	1,088
November	993	1,245
December	1,372	1,567
January	1,435	
February	1,691	
March	1,868	
April	1,944	
May	1,986	
June	1,986	

QUALITY

	Contract Quantity	Contract Base Number	Contract *	Region	England
% of all assessments that were assess and fit appliances (rolling 12 month period)	100	198	50.5%	56.4%	58.6%
% of all assessments that were assess and refuse (rolling 12 month period)	16	198	8.1%	11.2%	11.3%
% of all assessments that were assess and review (rolling 12 month period)	82	198	41.4%	32.4%	30.0%
% of terminated courses where treatment was abandoned or discontinued (rolling 12 month period)	1	69	1.4%	7.4%	7.4%
% of completed treatments indicating that PAR score was taken (year to date)	24	59	40.7%	60.0%	64.3%
Rate of removable appliances per 100 fixed appliances - proposed treatment (rolling 12 month period)	13	181	7.18	5.44	5.53
Rate of removable appliances per 100 fixed appliances - completed treatment (rolling 12 month period)	10	80	12.50	4.01	4.60
% of courses of treatment with removable appliances only - proposed treatment (rolling 12 month period)	2	100	2.0%	1.4%	1.9%
% of courses of treatment with removable appliances only - completed treatment (rolling 12 month period)	5	68	7.4%	0.9%	1.4%
% of patients satisfied with the treatment they have received (rolling 12 month period)	1	1	100.0%	95.8%	95.9%

* Figures in italics indicate that the base number is less than 100.

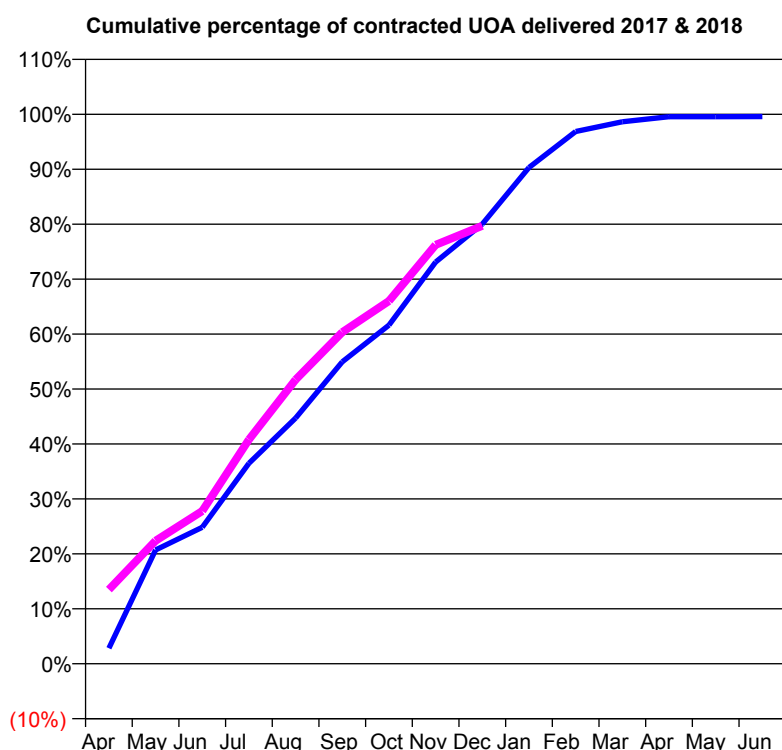
Q51 - Vital Signs Orthodontic At a Glance Contract Report for 156531/0001 - December 2017

Name or company name	Orthocentres Ltd
Contract type name	PDS Contract
Purpose of contract	Orthodontic
Contract start date	01/01/2008
Contract end date	31/03/2018

17/18 Contracted general activity (UDA)	0
Carry forward general activity (UDA)	0
17/18 Contracted orthodontic activity (UOA)	32,345
Carry forward orthodontic activity (UOA)	0
Baseline contract value	£2,006,754.66

ACCESS

	Contract	England and Wales
24 month ratio of assessments to patient IDs	1.05	1.09

ACTIVITY


Month	Adjusted Scheduled Activity (UOA)	
	2017	2018
April	913	4,370
May	6,698	7,238
June	8,033	8,992
July	11,798	13,198
August	14,461	16,724
September	17,778	19,516
October	19,933	21,353
November	23,648	24,658
December	25,884	25,784
January	29,210	
February	31,328	
March	31,902	
April	32,204	
May	32,204	
June	32,209	

QUALITY

	Contract Quantity	Contract Base Number	Contract *	Region	England
% of all assessments that were assess and fit appliances (rolling 12 month period)	1,488	2,705	55.0%	56.4%	58.6%
% of all assessments that were assess and refuse (rolling 12 month period)	722	2,705	26.7%	11.2%	11.3%
% of all assessments that were assess and review (rolling 12 month period)	495	2,705	18.3%	32.4%	30.0%
% of terminated courses where treatment was abandoned or discontinued (rolling 12 month period)	59	1,330	4.4%	7.4%	7.4%
% of completed treatments indicating that PAR score was taken (year to date)	54	872	6.2%	60.0%	64.3%
Rate of removable appliances per 100 fixed appliances - proposed treatment (rolling 12 month period)	28	2,912	0.96	5.44	5.53
Rate of removable appliances per 100 fixed appliances - completed treatment (rolling 12 month period)	18	2,494	0.72	4.01	4.60
% of courses of treatment with removable appliances only - proposed treatment (rolling 12 month period)	13	1,488	0.9%	1.4%	1.9%
% of courses of treatment with removable appliances only - completed treatment (rolling 12 month period)	10	1,271	0.8%	0.9%	1.4%
% of patients satisfied with the treatment they have received (rolling 12 month period)	32	34	94.1%	95.8%	95.9%

* Figures in italics indicate that the base number is less than 100.

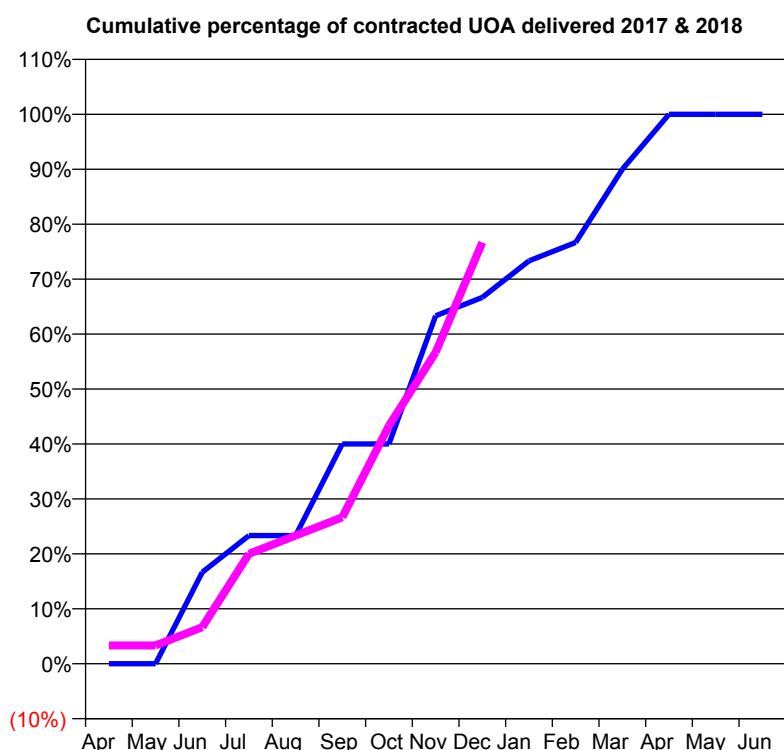
Q51 - Vital Signs Orthodontic At a Glance Contract Report for 157708/0001 - December 2017

Name or company name	Doncaster Dental Centre
Contract type name	GDS Contract
Purpose of contract	General and Orthodontic
Contract start date	01/09/2010
Contract end date	

17/18 Contracted general activity (UDA)	32,715
Carry forward general activity (UDA)	1,279
17/18 Contracted orthodontic activity (UOA)	630
Carry forward orthodontic activity (UOA)	0
Baseline contract value	£977,636.49

ACCESS	Contract	England and Wales
--------	----------	-------------------

24 month ratio of assessments to patient IDs	1.07	1.09
--	------	------

ACTIVITY


Month	Adjusted Scheduled Activity (UOA)	
	2017	2018
April	0	21
May	0	21
June	105	42
July	147	126
August	147	147
September	252	168
October	252	273
November	399	357
December	420	483
January	462	
February	483	
March	567	
April	630	
May	630	
June	630	

QUALITY	Contract Quantity	Contract Base Number	Contract *	Region	England
---------	-------------------	----------------------	------------	--------	---------

% of all assessments that were assess and fit appliances (rolling 12 month period)	33	33	100.0%	56.4%	58.6%
% of all assessments that were assess and refuse (rolling 12 month period)	0	33	0.0%	11.2%	11.3%
% of all assessments that were assess and review (rolling 12 month period)	0	33	0.0%	32.4%	30.0%
% of terminated courses where treatment was abandoned or discontinued (rolling 12 month period)	1	13	7.7%	7.4%	7.4%
% of completed treatments indicating that PAR score was taken (year to date)	0	11	0.0%	60.0%	64.3%
Rate of removable appliances per 100 fixed appliances - proposed treatment (rolling 12 month period)	5	64	7.81	5.44	5.53
Rate of removable appliances per 100 fixed appliances - completed treatment (rolling 12 month period)	1	24	4.17	4.01	4.60
% of courses of treatment with removable appliances only - proposed treatment (rolling 12 month period)	1	33	3.0%	1.4%	1.9%
% of courses of treatment with removable appliances only - completed treatment (rolling 12 month period)	0	12	0.0%	0.9%	1.4%
% of patients satisfied with the treatment they have received (rolling 12 month period)	2	2	100.0%	95.8%	95.9%

* Figures in italics indicate that the base number is less than 100.

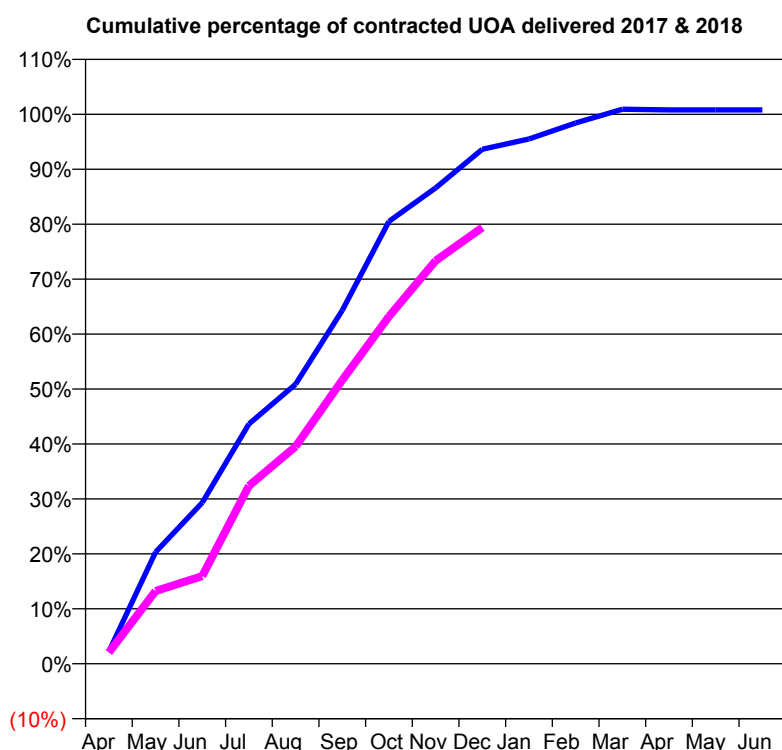
Q51 - Vital Signs Orthodontic At a Glance Contract Report for 183652/0001 - December 2017

Name or company name	Haricovert Limited
Contract type name	PDS Contract
Purpose of contract	Orthodontic
Contract start date	01/05/2015
Contract end date	31/03/2018

17/18 Contracted general activity (UDA)	0
Carry forward general activity (UDA)	0
17/18 Contracted orthodontic activity (UOA)	13,076
Carry forward orthodontic activity (UOA)	0
Baseline contract value	£791,595.83

ACCESS	Contract	England and Wales
--------	----------	-------------------

24 month ratio of assessments to patient IDs	1.03	1.09
--	------	------

ACTIVITY


Month	Adjusted Scheduled Activity (UOA)	
	2017	2018
April	293	269
May	2,657	1,732
June	3,835	2,087
July	5,707	4,234
August	6,654	5,172
September	8,409	6,752
October	10,526	8,264
November	11,322	9,592
December	12,243	10,381
January	12,487	
February	12,870	
March	13,197	
April	13,179	
May	13,180	
June	13,180	

QUALITY	Contract Quantity	Contract Base Number	Contract *	Region	England
---------	-------------------	----------------------	------------	--------	---------

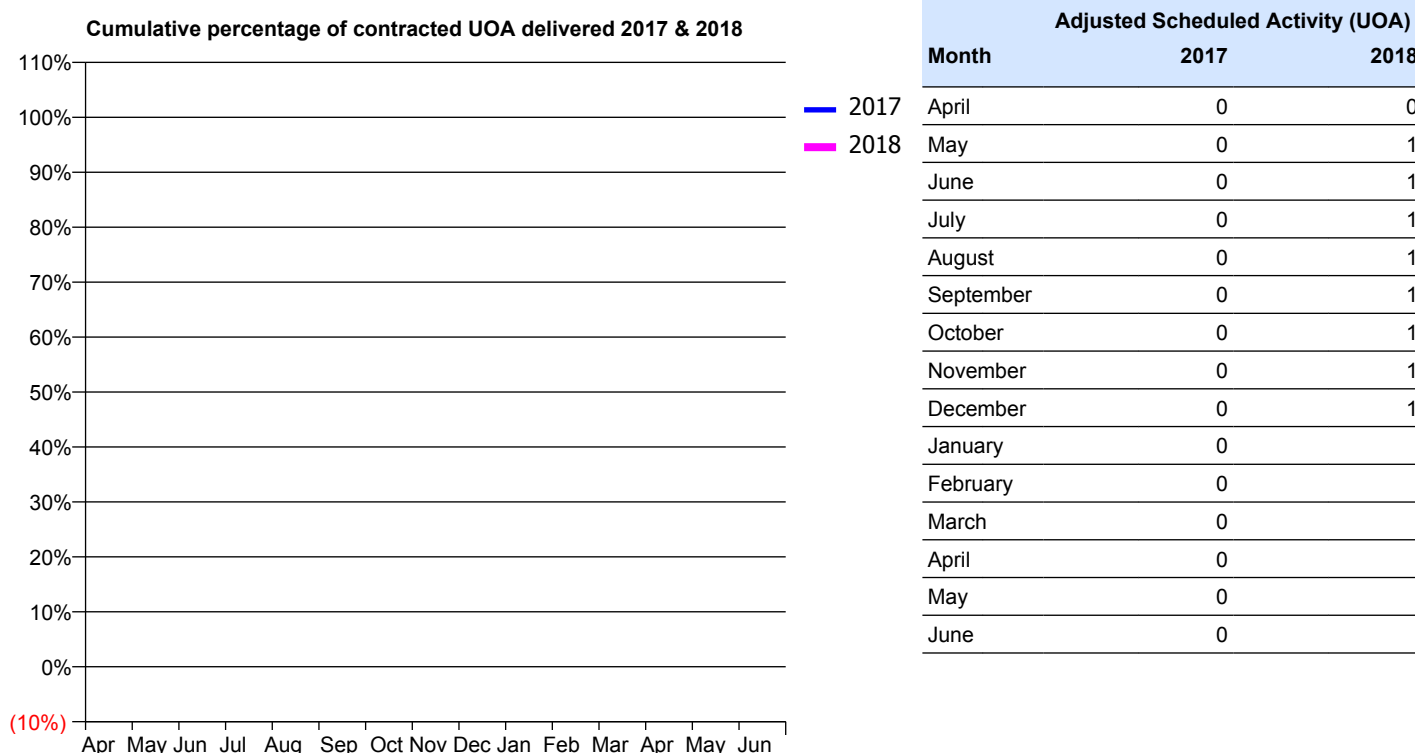
% of all assessments that were assess and fit appliances (rolling 12 month period)	537	955	56.2%	56.4%	58.6%
% of all assessments that were assess and refuse (rolling 12 month period)	230	955	24.1%	11.2%	11.3%
% of all assessments that were assess and review (rolling 12 month period)	188	955	19.7%	32.4%	30.0%
% of terminated courses where treatment was abandoned or discontinued (rolling 12 month period)	42	699	6.0%	7.4%	7.4%
% of completed treatments indicating that PAR score was taken (year to date)	42	458	9.2%	60.0%	64.3%
Rate of removable appliances per 100 fixed appliances - proposed treatment (rolling 12 month period)	123	981	12.54	5.44	5.53
Rate of removable appliances per 100 fixed appliances - completed treatment (rolling 12 month period)	31	360	8.61	4.01	4.60
% of courses of treatment with removable appliances only - proposed treatment (rolling 12 month period)	18	537	3.4%	1.4%	1.9%
% of courses of treatment with removable appliances only - completed treatment (rolling 12 month period)	8	657	1.2%	0.9%	1.4%
% of patients satisfied with the treatment they have received (rolling 12 month period)	11	11	100.0%	95.8%	95.9%

* Figures in italics indicate that the base number is less than 100.

Q51 - Vital Signs Orthodontic At a Glance Contract Report for 202401/0003 - December 2017

Name or company name	MR RS NICHOLSON	17/18 Contracted general activity (UDA)	19,000
Contract type name	GDS Contract	Carry forward general activity (UDA)	450
Purpose of contract	General	17/18 Contracted orthodontic activity (UOA)	0
Contract start date	03/04/2007	Carry forward orthodontic activity (UOA)	0
Contract end date		Baseline contract value	£532,772.78

ACCESS	Contract	England and Wales
24 month ratio of assessments to patient IDs	1.00	1.09

ACTIVITY


QUALITY	Contract Quantity	Contract Base Number	Contract *	Region	England
% of all assessments that were assess and fit appliances (rolling 12 month period)	0	1	0.0%	56.4%	58.6%
% of all assessments that were assess and refuse (rolling 12 month period)	0	1	0.0%	11.2%	11.3%
% of all assessments that were assess and review (rolling 12 month period)	1	1	100.0%	32.4%	30.0%
% of terminated courses where treatment was abandoned or discontinued (rolling 12 month period)	0	0	N/A	7.4%	7.4%
% of completed treatments indicating that PAR score was taken (year to date)	0	0	N/A	60.0%	64.3%
Rate of removable appliances per 100 fixed appliances - proposed treatment (rolling 12 month period)	0	0	N/A	5.44	5.53
Rate of removable appliances per 100 fixed appliances - completed treatment (rolling 12 month period)	0	0	N/A	4.01	4.60
% of courses of treatment with removable appliances only - proposed treatment (rolling 12 month period)	0	0	N/A	1.4%	1.9%
% of courses of treatment with removable appliances only - completed treatment (rolling 12 month period)	0	0	N/A	0.9%	1.4%
% of patients satisfied with the treatment they have received (rolling 12 month period)	0	0	N/A	95.8%	95.9%

* Figures in italics indicate that the base number is less than 100.

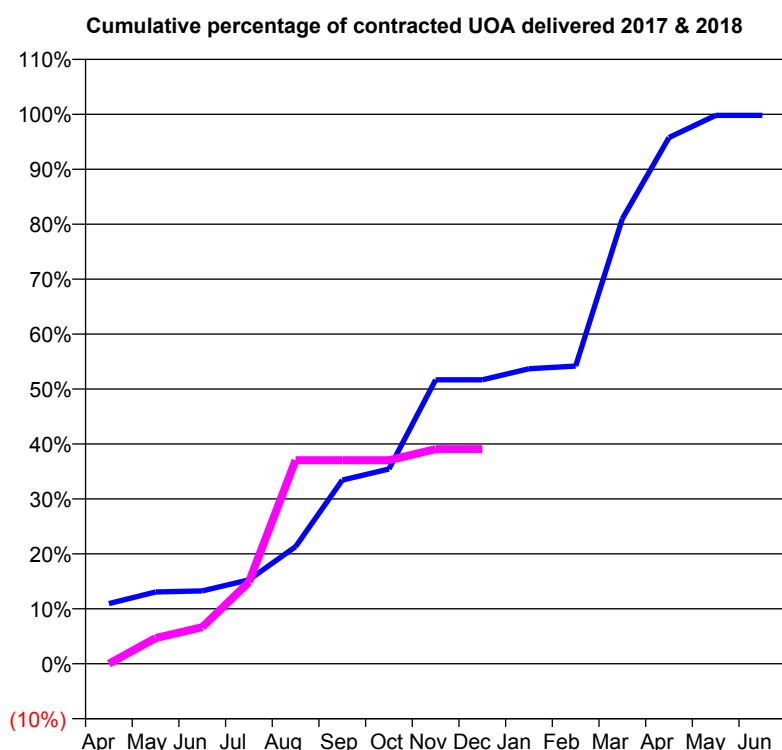
Q51 - Vital Signs Orthodontic At a Glance Contract Report for 230901/0001 - December 2017

Name or company name	Julius Dental
Contract type name	GDS Contract
Purpose of contract	General and Orthodontic
Contract start date	01/04/2006
Contract end date	

17/18 Contracted general activity (UDA)	19,164
Carry forward general activity (UDA)	0
17/18 Contracted orthodontic activity (UOA)	1,050
Carry forward orthodontic activity (UOA)	0
Baseline contract value	£617,342.34

ACCESS

	Contract	England and Wales
24 month ratio of assessments to patient IDs	1.20	1.09

ACTIVITY


Month	Adjusted Scheduled Activity (UOA)	
	2017	2018
April	114	0
May	136	49
June	138	70
July	159	156
August	222	389
September	348	389
October	369	389
November	538	410
December	538	410
January	559	
February	564	
March	843	
April	997	
May	1,039	
June	1,039	

QUALITY

	Contract Quantity	Contract Base Number	Contract *	Region	England
% of all assessments that were assess and fit appliances (rolling 12 month period)	45	70	64.3%	56.4%	58.6%
% of all assessments that were assess and refuse (rolling 12 month period)	18	70	25.7%	11.2%	11.3%
% of all assessments that were assess and review (rolling 12 month period)	7	70	10.0%	32.4%	30.0%
% of terminated courses where treatment was abandoned or discontinued (rolling 12 month period)	2	34	5.9%	7.4%	7.4%
% of completed treatments indicating that PAR score was taken (year to date)	2	16	12.5%	60.0%	64.3%
Rate of removable appliances per 100 fixed appliances - proposed treatment (rolling 12 month period)	2	83	2.41	5.44	5.53
Rate of removable appliances per 100 fixed appliances - completed treatment (rolling 12 month period)	1	51	1.96	4.01	4.60
% of courses of treatment with removable appliances only - proposed treatment (rolling 12 month period)	1	45	2.2%	1.4%	1.9%
% of courses of treatment with removable appliances only - completed treatment (rolling 12 month period)	1	32	3.1%	0.9%	1.4%
% of patients satisfied with the treatment they have received (rolling 12 month period)	3	4	75.0%	95.8%	95.9%

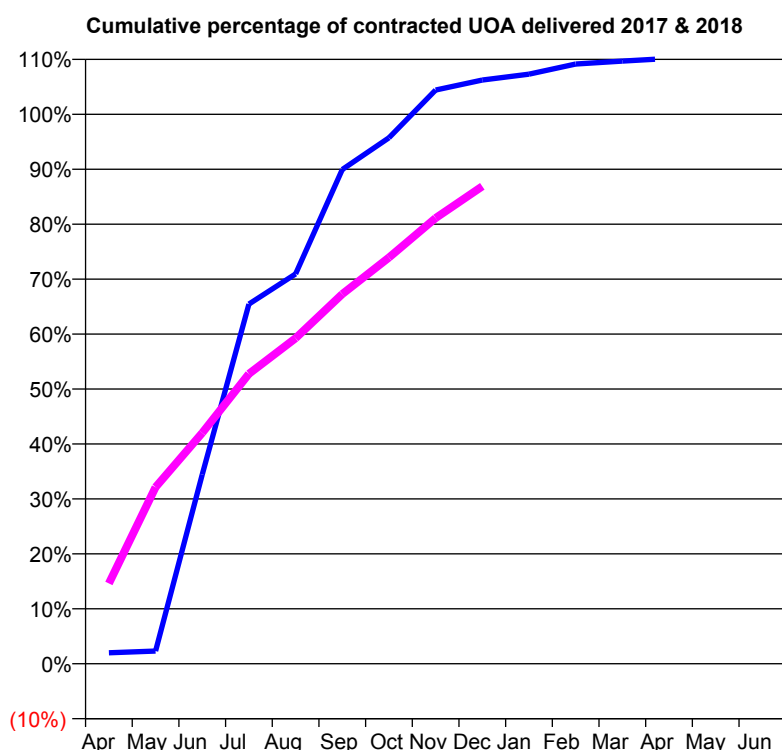
* Figures in italics indicate that the base number is less than 100.

Q51 - Vital Signs Orthodontic At a Glance Contract Report for 649503/0001 - December 2017

Name or company name	MR MG HEANUE
Contract type name	PDS Contract
Purpose of contract	Orthodontic
Contract start date	01/04/2006
Contract end date	31/03/2018

17/18 Contracted general activity (UDA)	0
Carry forward general activity (UDA)	0
17/18 Contracted orthodontic activity (UOA)	6,362
Carry forward orthodontic activity (UOA)	0
Baseline contract value	£394,712.41

ACCESS	Contract	England and Wales
24 month ratio of assessments to patient IDs	1.14	1.09

ACTIVITY


Month	Adjusted Scheduled Activity (UOA)	
	2017	2018
April	127	930
May	148	2,045
June	2,192	2,673
July	4,164	3,357
August	4,513	3,770
September	5,723	4,281
October	6,089	4,703
November	6,642	5,160
December	6,758	5,528
January	6,826	
February	6,943	
March	6,978	
April	7,008	
May	7,029	
June	7,029	

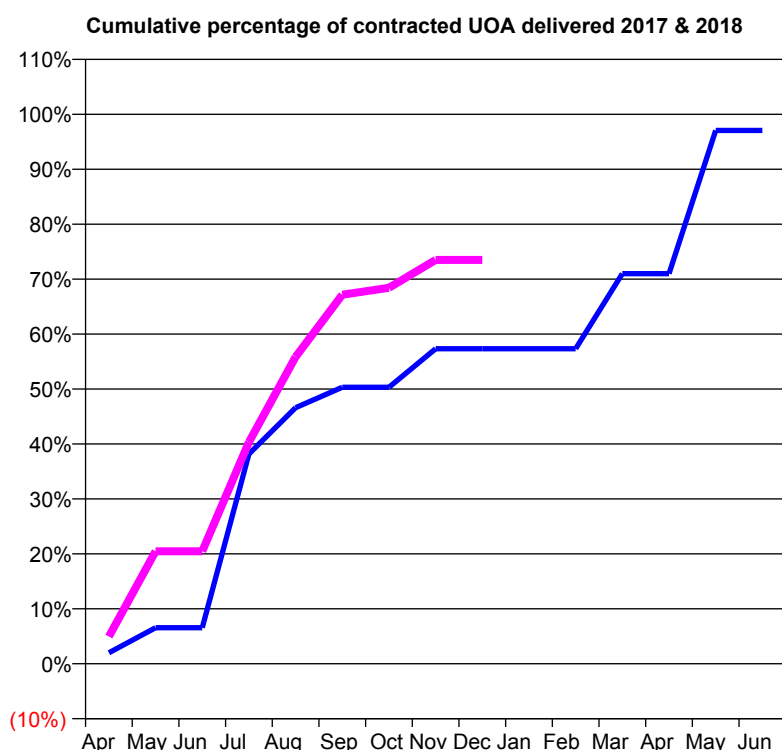
QUALITY	Contract Quantity	Contract Base Number	Contract *	Region	England
% of all assessments that were assess and fit appliances (rolling 12 month period)	270	558	48.4%	56.4%	58.6%
% of all assessments that were assess and refuse (rolling 12 month period)	100	558	17.9%	11.2%	11.3%
% of all assessments that were assess and review (rolling 12 month period)	188	558	33.7%	32.4%	30.0%
% of terminated courses where treatment was abandoned or discontinued (rolling 12 month period)	16	302	5.3%	7.4%	7.4%
% of completed treatments indicating that PAR score was taken (year to date)	217	226	96.0%	60.0%	64.3%
Rate of removable appliances per 100 fixed appliances - proposed treatment (rolling 12 month period)	24	523	4.59	5.44	5.53
Rate of removable appliances per 100 fixed appliances - completed treatment (rolling 12 month period)	54	547	9.87	4.01	4.60
% of courses of treatment with removable appliances only - proposed treatment (rolling 12 month period)	4	270	1.5%	1.4%	1.9%
% of courses of treatment with removable appliances only - completed treatment (rolling 12 month period)	5	286	1.7%	0.9%	1.4%
% of patients satisfied with the treatment they have received (rolling 12 month period)	14	15	93.3%	95.8%	95.9%

* Figures in italics indicate that the base number is less than 100.

Q51 - Vital Signs Orthodontic At a Glance Contract Report for 677582/0001 - December 2017

Name or company name	MR NC PATEL	17/18 Contracted general activity (UDA)	0
Contract type name	PDS Contract	Carry forward general activity (UDA)	0
Purpose of contract	Orthodontic	17/18 Contracted orthodontic activity (UOA)	3,384
Contract start date	04/01/2010	Carry forward orthodontic activity (UOA)	0
Contract end date	31/03/2018	Baseline contract value	£208,928.28

ACCESS	Contract	England and Wales
24 month ratio of assessments to patient IDs	1.06	1.09

ACTIVITY


Month	Adjusted Scheduled Activity (UOA)	
	2017	2018
April	68	168
May	222	693
June	222	693
July	1,292	1,365
August	1,577	1,890
September	1,703	2,273
October	1,703	2,315
November	1,940	2,487
December	1,940	2,487
January	1,940	
February	1,940	
March	2,402	
April	2,402	
May	3,284	
June	3,284	

QUALITY

	Contract Quantity	Contract Base Number	Contract *	Region	England
% of all assessments that were assess and fit appliances (rolling 12 month period)	184	185	99.5%	56.4%	58.6%
% of all assessments that were assess and refuse (rolling 12 month period)	0	185	0.0%	11.2%	11.3%
% of all assessments that were assess and review (rolling 12 month period)	1	185	0.5%	32.4%	30.0%
% of terminated courses where treatment was abandoned or discontinued (rolling 12 month period)	4	187	2.1%	7.4%	7.4%
% of completed treatments indicating that PAR score was taken (year to date)	35	91	38.5%	60.0%	64.3%
Rate of removable appliances per 100 fixed appliances - proposed treatment (rolling 12 month period)	9	357	2.52	5.44	5.53
Rate of removable appliances per 100 fixed appliances - completed treatment (rolling 12 month period)	1	359	0.28	4.01	4.60
% of courses of treatment with removable appliances only - proposed treatment (rolling 12 month period)	2	184	1.1%	1.4%	1.9%
% of courses of treatment with removable appliances only - completed treatment (rolling 12 month period)	0	183	0.0%	0.9%	1.4%
% of patients satisfied with the treatment they have received (rolling 12 month period)	2	3	66.7%	95.8%	95.9%

* Figures in italics indicate that the base number is less than 100.

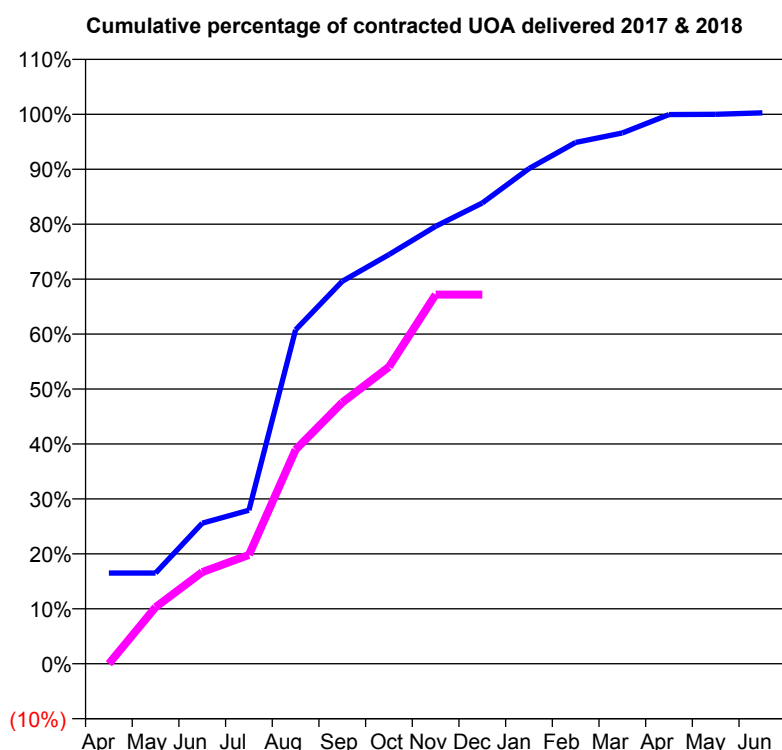
Q51 - Vital Signs Orthodontic At a Glance Contract Report for 762091/0001 - December 2017

Name or company name	MS UB DOHERTY
Contract type name	PDS Contract
Purpose of contract	Orthodontic
Contract start date	01/04/2006
Contract end date	31/03/2018

17/18 Contracted general activity (UDA)	0
Carry forward general activity (UDA)	0
17/18 Contracted orthodontic activity (UOA)	1,853
Carry forward orthodontic activity (UOA)	0
Baseline contract value	£114,964.18

ACCESS	Contract	England and Wales
--------	----------	-------------------

24 month ratio of assessments to patient IDs	1.06	1.09
--	------	------

ACTIVITY


Month	Adjusted Scheduled Activity (UOA)	
	2017	2018
April	306	0
May	306	191
June	474	309
July	518	367
August	1,126	722
September	1,290	881
October	1,380	1,001
November	1,475	1,245
December	1,554	1,245
January	1,670	
February	1,758	
March	1,790	
April	1,852	
May	1,853	
June	1,858	

QUALITY	Contract Quantity	Contract Base Number	Contract *	Region	England
---------	-------------------	----------------------	------------	--------	---------

% of all assessments that were assess and fit appliances (rolling 12 month period)	67	263	25.5%	56.4%	58.6%
% of all assessments that were assess and refuse (rolling 12 month period)	57	263	21.7%	11.2%	11.3%
% of all assessments that were assess and review (rolling 12 month period)	139	263	52.9%	32.4%	30.0%
% of terminated courses where treatment was abandoned or discontinued (rolling 12 month period)	4	92	4.3%	7.4%	7.4%
% of completed treatments indicating that PAR score was taken (year to date)	34	62	54.8%	60.0%	64.3%
Rate of removable appliances per 100 fixed appliances - proposed treatment (rolling 12 month period)	23	130	17.69	5.44	5.53
Rate of removable appliances per 100 fixed appliances - completed treatment (rolling 12 month period)	39	172	22.67	4.01	4.60
% of courses of treatment with removable appliances only - proposed treatment (rolling 12 month period)	2	67	3.0%	1.4%	1.9%
% of courses of treatment with removable appliances only - completed treatment (rolling 12 month period)	2	88	2.3%	0.9%	1.4%
% of patients satisfied with the treatment they have received (rolling 12 month period)	3	3	100.0%	95.8%	95.9%

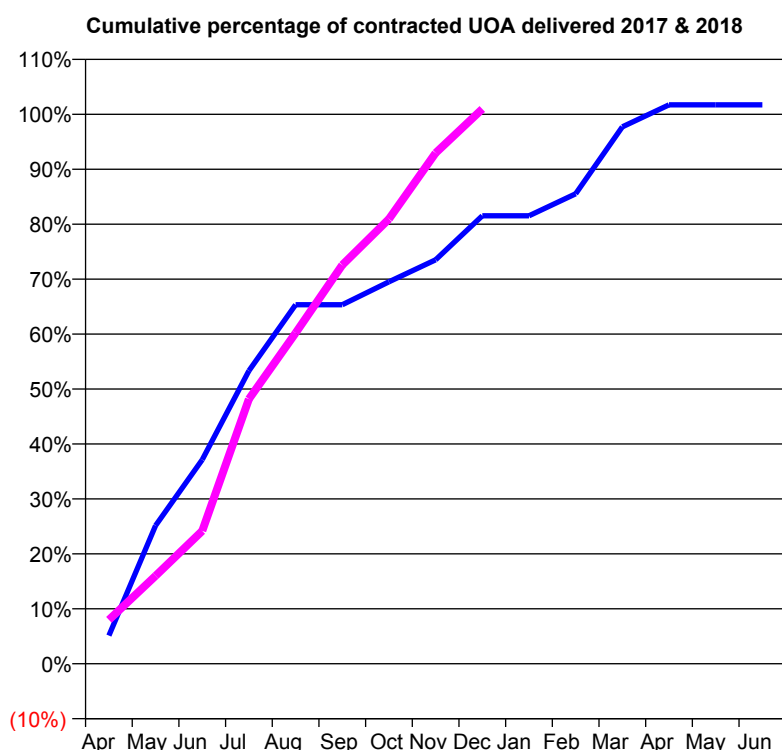
* Figures in italics indicate that the base number is less than 100.

Q51 - Vital Signs Orthodontic At a Glance Contract Report for 916889/0001 - December 2017

Name or company name	MR SG EMMS
Contract type name	GDS Contract
Purpose of contract	General and Orthodontic
Contract start date	01/04/2006
Contract end date	

17/18 Contracted general activity (UDA)	16,671
Carry forward general activity (UDA)	0
17/18 Contracted orthodontic activity (UOA)	525
Carry forward orthodontic activity (UOA)	0
Baseline contract value	£511,561.38

ACCESS	Contract	England and Wales
24 month ratio of assessments to patient IDs	1.01	1.09

ACTIVITY


Month	Adjusted Scheduled Activity (UOA)	
	2017	2018
April	27	42
May	132	84
June	195	127
July	280	253
August	343	316
September	343	381
October	365	425
November	386	488
December	428	530
January	428	
February	449	
March	513	
April	534	
May	534	
June	534	

QUALITY	Contract Quantity	Contract Base Number	Contract *	Region	England
% of all assessments that were assess and fit appliances (rolling 12 month period)	30	37	81.1%	56.4%	58.6%
% of all assessments that were assess and refuse (rolling 12 month period)	1	37	2.7%	11.2%	11.3%
% of all assessments that were assess and review (rolling 12 month period)	6	37	16.2%	32.4%	30.0%
% of terminated courses where treatment was abandoned or discontinued (rolling 12 month period)	3	30	10.0%	7.4%	7.4%
% of completed treatments indicating that PAR score was taken (year to date)	13	16	81.3%	60.0%	64.3%
Rate of removable appliances per 100 fixed appliances - proposed treatment (rolling 12 month period)	2	41	4.88	5.44	5.53
Rate of removable appliances per 100 fixed appliances - completed treatment (rolling 12 month period)	0	2	0.00	4.01	4.60
% of courses of treatment with removable appliances only - proposed treatment (rolling 12 month period)	2	30	6.7%	1.4%	1.9%
% of courses of treatment with removable appliances only - completed treatment (rolling 12 month period)	0	27	0.0%	0.9%	1.4%
% of patients satisfied with the treatment they have received (rolling 12 month period)	1	1	100.0%	95.8%	95.9%

* Figures in italics indicate that the base number is less than 100.

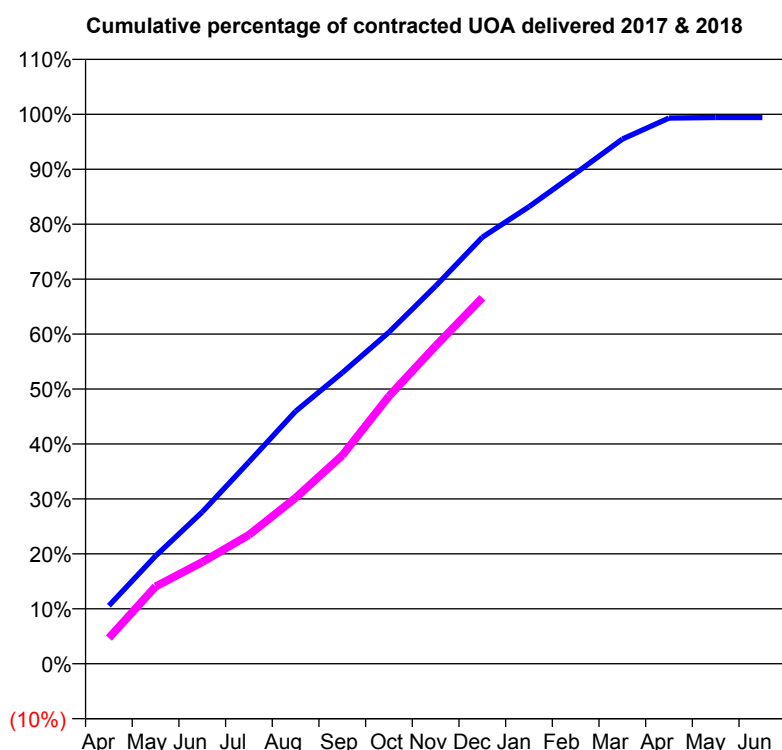
Q52 - Vital Signs Orthodontic At a Glance Contract Report for 101338/0088 - December 2017

Name or company name	Whitecross Dental Care Limited
Contract type name	PDS Contract
Purpose of contract	Orthodontic
Contract start date	01/06/2009
Contract end date	31/03/2018

17/18 Contracted general activity (UDA)	0
Carry forward general activity (UDA)	0
17/18 Contracted orthodontic activity (UOA)	30,926
Carry forward orthodontic activity (UOA)	0
Baseline contract value	£1,981,083.22

ACCESS

	Contract	England and Wales
24 month ratio of assessments to patient IDs	1.06	1.09

ACTIVITY


Month	Adjusted Scheduled Activity (UOA)	
	2017	2018
April	3,265	1,454
May	6,064	4,347
June	8,541	5,726
July	11,357	7,255
August	14,207	9,338
September	16,378	11,727
October	18,658	15,062
November	21,260	17,885
December	24,004	20,600
January	25,720	
February	27,604	
March	29,525	
April	30,717	
May	30,740	
June	30,740	

QUALITY

	Contract Quantity	Contract Base Number	Contract *	Region	England
% of all assessments that were assess and fit appliances (rolling 12 month period)	1,273	1,970	64.6%	56.4%	58.6%
% of all assessments that were assess and refuse (rolling 12 month period)	241	1,970	12.2%	11.2%	11.3%
% of all assessments that were assess and review (rolling 12 month period)	456	1,970	23.1%	32.4%	30.0%
% of terminated courses where treatment was abandoned or discontinued (rolling 12 month period)	108	1,468	7.4%	7.4%	7.4%
% of completed treatments indicating that PAR score was taken (year to date)	677	1,038	65.2%	60.0%	64.3%
Rate of removable appliances per 100 fixed appliances - proposed treatment (rolling 12 month period)	194	2,513	7.72	5.44	5.53
Rate of removable appliances per 100 fixed appliances - completed treatment (rolling 12 month period)	133	2,680	4.96	4.01	4.60
% of courses of treatment with removable appliances only - proposed treatment (rolling 12 month period)	7	1,273	0.5%	1.4%	1.9%
% of courses of treatment with removable appliances only - completed treatment (rolling 12 month period)	5	1,360	0.4%	0.9%	1.4%
% of patients satisfied with the treatment they have received (rolling 12 month period)	29	31	93.5%	95.8%	95.9%

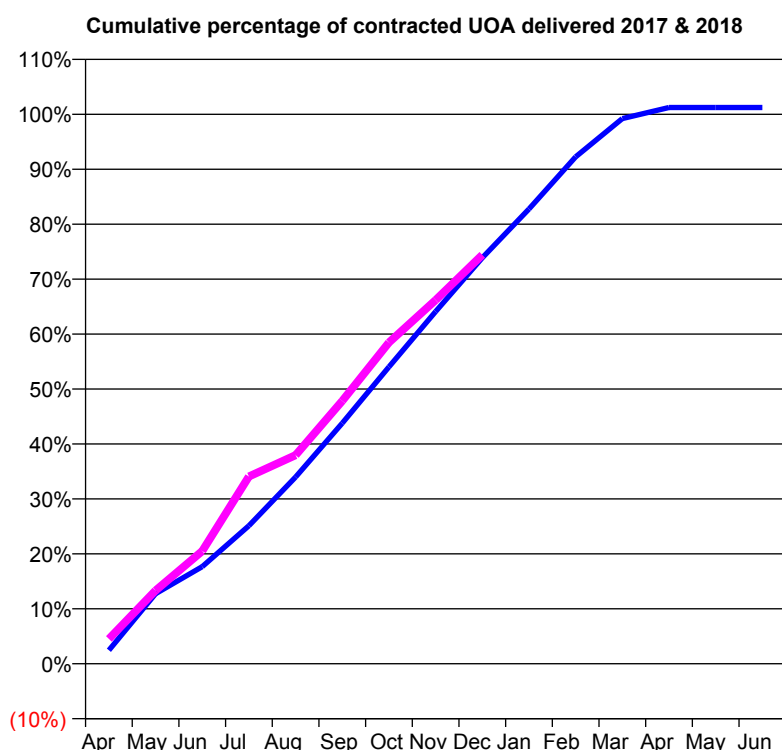
* Figures in italics indicate that the base number is less than 100.

Q52 - Vital Signs Orthodontic At a Glance Contract Report for 101338/0089 - December 2017

Name or company name	Whitecross Dental Care Limited
Contract type name	PDS Contract
Purpose of contract	Orthodontic
Contract start date	01/06/2009
Contract end date	31/03/2018

17/18 Contracted general activity (UDA)	0
Carry forward general activity (UDA)	0
17/18 Contracted orthodontic activity (UOA)	8,569
Carry forward orthodontic activity (UOA)	0
Baseline contract value	£550,228.02

ACCESS	Contract	England and Wales
24 month ratio of assessments to patient IDs	1.03	1.09

ACTIVITY


Month	Adjusted Scheduled Activity (UOA)	
	2017	2018
April	212	388
May	1,093	1,143
June	1,514	1,759
July	2,154	2,921
August	2,913	3,253
September	3,752	4,099
October	4,631	5,011
November	5,492	5,672
December	6,330	6,376
January	7,092	
February	7,905	
March	8,501	
April	8,675	
May	8,675	
June	8,675	

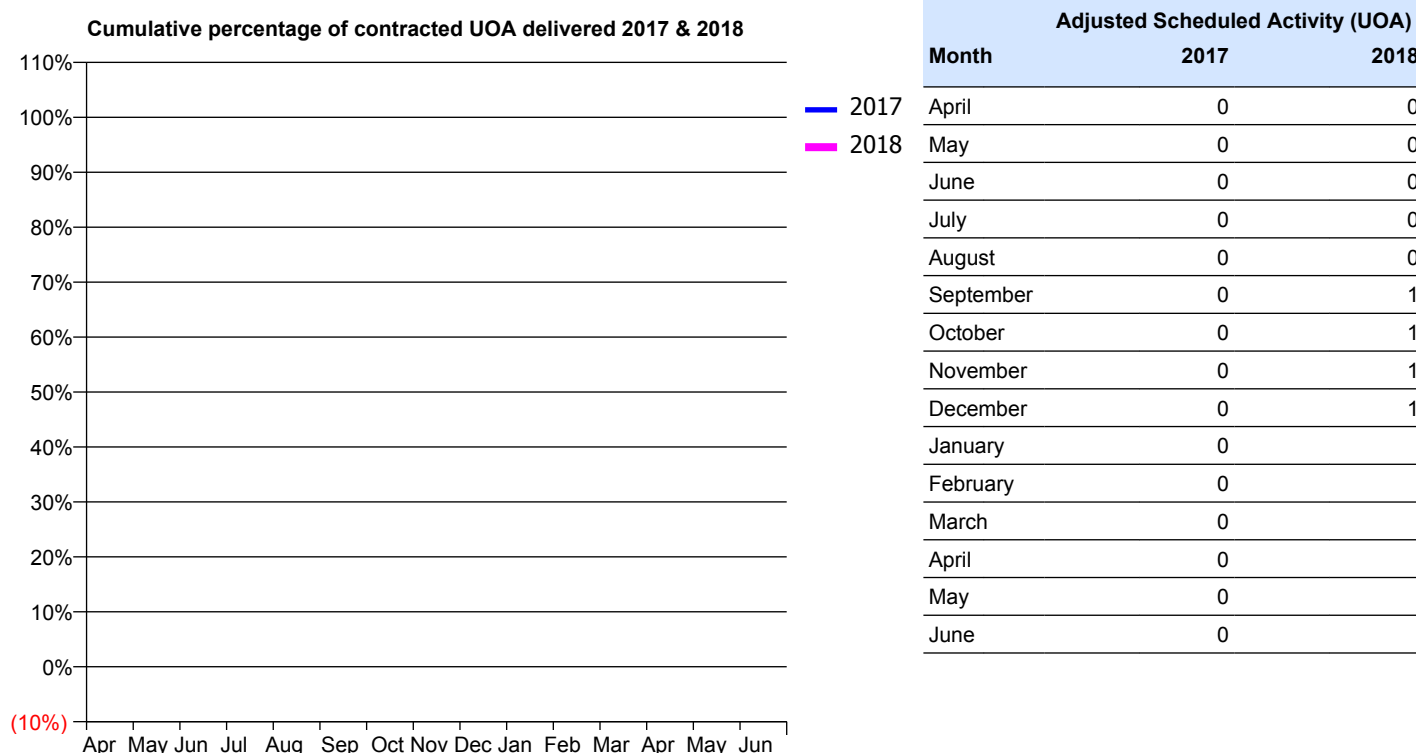
QUALITY	Contract Quantity	Contract Base Number	Contract *	Region	England
% of all assessments that were assess and fit appliances (rolling 12 month period)	416	551	75.5%	56.4%	58.6%
% of all assessments that were assess and refuse (rolling 12 month period)	56	551	10.2%	11.2%	11.3%
% of all assessments that were assess and review (rolling 12 month period)	79	551	14.3%	32.4%	30.0%
% of terminated courses where treatment was abandoned or discontinued (rolling 12 month period)	17	339	5.0%	7.4%	7.4%
% of completed treatments indicating that PAR score was taken (year to date)	233	250	93.2%	60.0%	64.3%
Rate of removable appliances per 100 fixed appliances - proposed treatment (rolling 12 month period)	3	781	0.38	5.44	5.53
Rate of removable appliances per 100 fixed appliances - completed treatment (rolling 12 month period)	6	618	0.97	4.01	4.60
% of courses of treatment with removable appliances only - proposed treatment (rolling 12 month period)	2	416	0.5%	1.4%	1.9%
% of courses of treatment with removable appliances only - completed treatment (rolling 12 month period)	0	322	0.0%	0.9%	1.4%
% of patients satisfied with the treatment they have received (rolling 12 month period)	8	8	100.0%	95.8%	95.9%

* Figures in italics indicate that the base number is less than 100.

Q52 - Vital Signs Orthodontic At a Glance Contract Report for 101338/0104 - December 2017

Name or company name	Whitecross Dental Care Limited	17/18 Contracted general activity (UDA)	85,709
Contract type name	GDS Contract	Carry forward general activity (UDA)	0
Purpose of contract	General	17/18 Contracted orthodontic activity (UOA)	0
Contract start date	01/10/2009	Carry forward orthodontic activity (UOA)	0
Contract end date		Baseline contract value	£2,392,631.56

ACCESS	Contract	England and Wales
24 month ratio of assessments to patient IDs	1.00	1.09

ACTIVITY


QUALITY	Contract Quantity	Contract Base Number	Contract *	Region	England
% of all assessments that were assess and fit appliances (rolling 12 month period)	0	1	0.0%	56.4%	58.6%
% of all assessments that were assess and refuse (rolling 12 month period)	0	1	0.0%	11.2%	11.3%
% of all assessments that were assess and review (rolling 12 month period)	1	1	100.0%	32.4%	30.0%
% of terminated courses where treatment was abandoned or discontinued (rolling 12 month period)	0	0	N/A	7.4%	7.4%
% of completed treatments indicating that PAR score was taken (year to date)	0	0	N/A	60.0%	64.3%
Rate of removable appliances per 100 fixed appliances - proposed treatment (rolling 12 month period)	0	0	N/A	5.44	5.53
Rate of removable appliances per 100 fixed appliances - completed treatment (rolling 12 month period)	0	0	N/A	4.01	4.60
% of courses of treatment with removable appliances only - proposed treatment (rolling 12 month period)	0	0	N/A	1.4%	1.9%
% of courses of treatment with removable appliances only - completed treatment (rolling 12 month period)	0	0	N/A	0.9%	1.4%
% of patients satisfied with the treatment they have received (rolling 12 month period)	0	0	N/A	95.8%	95.9%

* Figures in italics indicate that the base number is less than 100.

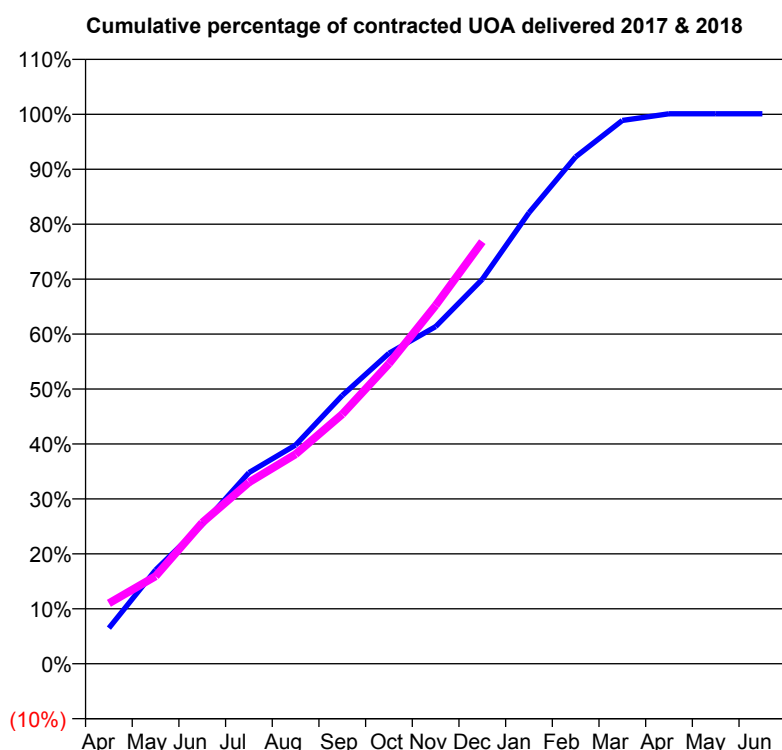
Q52 - Vital Signs Orthodontic At a Glance Contract Report for 101338/0150 - December 2017

Name or company name	Whitecross Dental Care Limited
Contract type name	PDS Contract
Purpose of contract	Orthodontic
Contract start date	01/04/2014
Contract end date	31/03/2018

17/18 Contracted general activity (UDA)	0
Carry forward general activity (UDA)	0
17/18 Contracted orthodontic activity (UOA)	5,657
Carry forward orthodontic activity (UOA)	0
Baseline contract value	£349,990.39

ACCESS	Contract	England and Wales
--------	----------	-------------------

24 month ratio of assessments to patient IDs	1.04	1.09
--	------	------

ACTIVITY


Month	Adjusted Scheduled Activity (UOA)	
	2017	2018
April	367	622
May	966	901
June	1,432	1,453
July	1,968	1,868
August	2,252	2,158
September	2,763	2,569
October	3,197	3,089
November	3,471	3,689
December	3,959	4,346
January	4,643	
February	5,219	
March	5,593	
April	5,662	
May	5,662	
June	5,662	

QUALITY	Contract Quantity	Contract Base Number	Contract *	Region	England
---------	-------------------	----------------------	------------	--------	---------

% of all assessments that were assess and fit appliances (rolling 12 month period)	282	439	64.2%	56.4%	58.6%
% of all assessments that were assess and refuse (rolling 12 month period)	79	439	18.0%	11.2%	11.3%
% of all assessments that were assess and review (rolling 12 month period)	78	439	17.8%	32.4%	30.0%
% of terminated courses where treatment was abandoned or discontinued (rolling 12 month period)	15	226	6.6%	7.4%	7.4%
% of completed treatments indicating that PAR score was taken (year to date)	163	165	98.8%	60.0%	64.3%
Rate of removable appliances per 100 fixed appliances - proposed treatment (rolling 12 month period)	3	559	0.54	5.44	5.53
Rate of removable appliances per 100 fixed appliances - completed treatment (rolling 12 month period)	16	413	3.87	4.01	4.60
% of courses of treatment with removable appliances only - proposed treatment (rolling 12 month period)	2	282	0.7%	1.4%	1.9%
% of courses of treatment with removable appliances only - completed treatment (rolling 12 month period)	2	211	0.9%	0.9%	1.4%
% of patients satisfied with the treatment they have received (rolling 12 month period)	8	8	100.0%	95.8%	95.9%

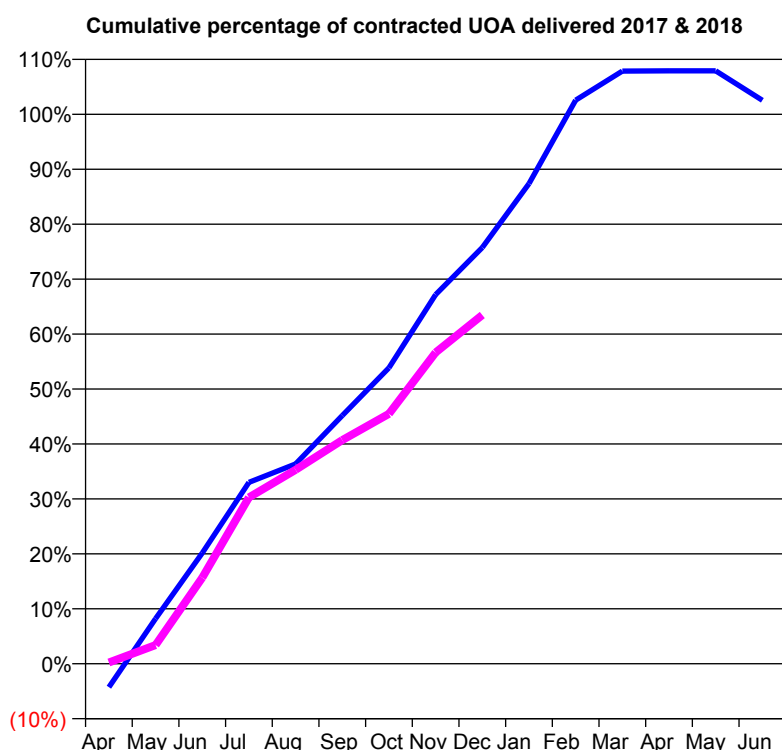
* Figures in italics indicate that the base number is less than 100.

Q52 - Vital Signs Orthodontic At a Glance Contract Report for 132853/0001 - December 2017

Name or company name	Regent Orthodontics Limited
Contract type name	PDS Contract
Purpose of contract	Orthodontic
Contract start date	01/06/2011
Contract end date	31/03/2018

17/18 Contracted general activity (UDA)	0
Carry forward general activity (UDA)	0
17/18 Contracted orthodontic activity (UOA)	12,171
Carry forward orthodontic activity (UOA)	0
Baseline contract value	£706,552.45

ACCESS	Contract	England and Wales
24 month ratio of assessments to patient IDs	1.08	1.09

ACTIVITY


Month	Adjusted Scheduled Activity (UOA)	
	2017	2018
April	-520	29
May	1,000	416
June	2,452	1,907
July	4,018	3,686
August	4,426	4,296
September	5,499	4,955
October	6,555	5,536
November	8,176	6,895
December	9,219	7,724
January	10,635	
February	12,483	
March	13,128	
April	13,132	
May	13,132	
June	12,481	

QUALITY	Contract Quantity	Contract Base Number	Contract *	Region	England
% of all assessments that were assess and fit appliances (rolling 12 month period)	544	903	60.2%	56.4%	58.6%
% of all assessments that were assess and refuse (rolling 12 month period)	148	903	16.4%	11.2%	11.3%
% of all assessments that were assess and review (rolling 12 month period)	211	903	23.4%	32.4%	30.0%
% of terminated courses where treatment was abandoned or discontinued (rolling 12 month period)	44	634	6.9%	7.4%	7.4%
% of completed treatments indicating that PAR score was taken (year to date)	0	415	0.0%	60.0%	64.3%
Rate of removable appliances per 100 fixed appliances - proposed treatment (rolling 12 month period)	46	1,057	4.35	5.44	5.53
Rate of removable appliances per 100 fixed appliances - completed treatment (rolling 12 month period)	71	1,136	6.25	4.01	4.60
% of courses of treatment with removable appliances only - proposed treatment (rolling 12 month period)	6	544	1.1%	1.4%	1.9%
% of courses of treatment with removable appliances only - completed treatment (rolling 12 month period)	9	590	1.5%	0.9%	1.4%
% of patients satisfied with the treatment they have received (rolling 12 month period)	12	16	75.0%	95.8%	95.9%

* Figures in italics indicate that the base number is less than 100.

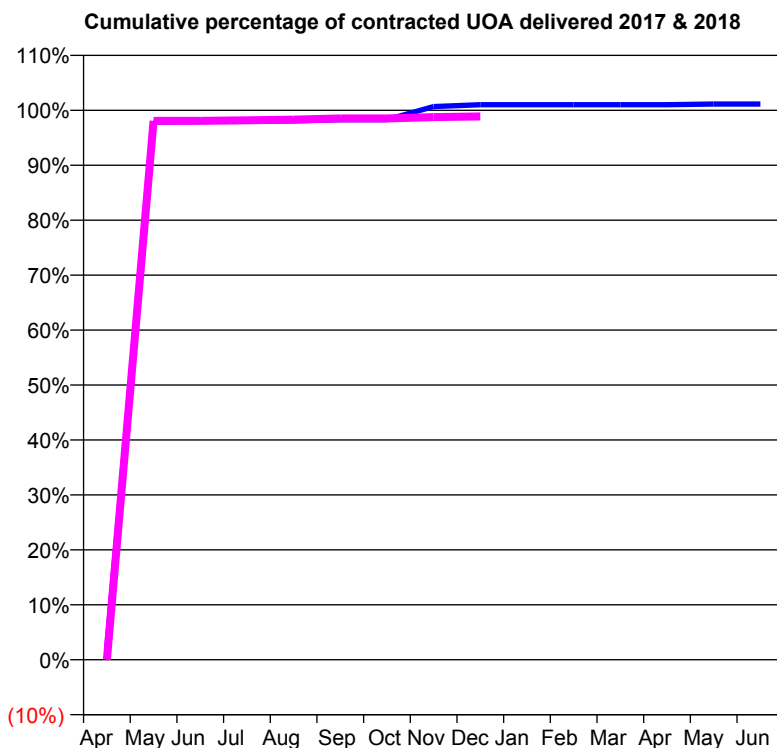
Q52 - Vital Signs Orthodontic At a Glance Contract Report for 143170/0001 - December 2017

Name or company name	Joe Kelly & Associates Ltd
Contract type name	GDS Contract
Purpose of contract	General and Orthodontic
Contract start date	01/11/2011
Contract end date	

17/18 Contracted general activity (UDA)	13,120
Carry forward general activity (UDA)	-189
17/18 Contracted orthodontic activity (UOA)	880
Carry forward orthodontic activity (UOA)	0
Baseline contract value	£469,398.60

ACCESS

	Contract	England and Wales
24 month ratio of assessments to patient IDs	1.00	1.09

ACTIVITY


Month	Adjusted Scheduled Activity (UOA)	
	2017	2018
April	21	0
May	861	863
June	862	863
July	863	864
August	863	865
September	865	867
October	865	867
November	886	869
December	889	870
January	889	
February	889	
March	889	
April	889	
May	890	
June	890	

QUALITY

	Contract Quantity	Contract Base Number	Contract *	Region	England
% of all assessments that were assess and fit appliances (rolling 12 month period)	41	53	77.4%	56.4%	58.6%
% of all assessments that were assess and refuse (rolling 12 month period)	5	53	9.4%	11.2%	11.3%
% of all assessments that were assess and review (rolling 12 month period)	7	53	13.2%	32.4%	30.0%
% of terminated courses where treatment was abandoned or discontinued (rolling 12 month period)	0	33	0.0%	7.4%	7.4%
% of completed treatments indicating that PAR score was taken (year to date)	9	20	45.0%	60.0%	64.3%
Rate of removable appliances per 100 fixed appliances - proposed treatment (rolling 12 month period)	0	0	N/A	5.44	5.53
Rate of removable appliances per 100 fixed appliances - completed treatment (rolling 12 month period)	0	53	0.00	4.01	4.60
% of courses of treatment with removable appliances only - proposed treatment (rolling 12 month period)	0	41	0.0%	1.4%	1.9%
% of courses of treatment with removable appliances only - completed treatment (rolling 12 month period)	0	33	0.0%	0.9%	1.4%
% of patients satisfied with the treatment they have received (rolling 12 month period)	1	1	100.0%	95.8%	95.9%

* Figures in italics indicate that the base number is less than 100.

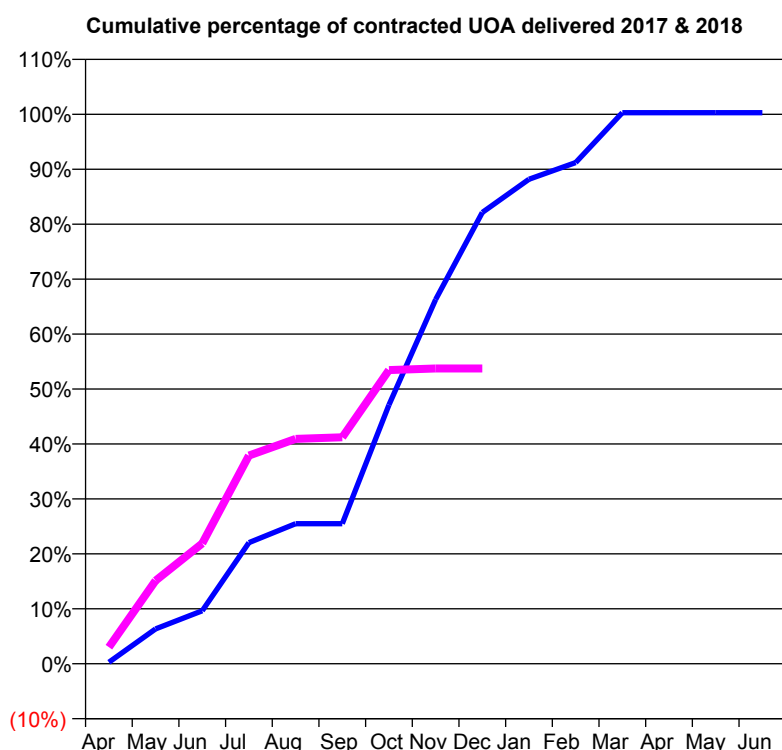
Q52 - Vital Signs Orthodontic At a Glance Contract Report for 143839/0001 - December 2017

Name or company name	Belle Isle Family Dental Practice
Contract type name	GDS Contract
Purpose of contract	General and Orthodontic
Contract start date	01/12/2014
Contract end date	

17/18 Contracted general activity (UDA)	14,200
Carry forward general activity (UDA)	-48
17/18 Contracted orthodontic activity (UOA)	694
Carry forward orthodontic activity (UOA)	0
Baseline contract value	£435,345.35

ACCESS

	Contract	England and Wales
24 month ratio of assessments to patient IDs	1.07	1.09

ACTIVITY


Month	Adjusted Scheduled Activity (UOA)	
	2017	2018
April	2	21
May	44	105
June	67	152
July	153	263
August	177	284
September	177	286
October	327	371
November	460	373
December	570	373
January	612	
February	633	
March	696	
April	696	
May	696	
June	696	

QUALITY

	Contract Quantity	Contract Base Number	Contract *	Region	England
% of all assessments that were assess and fit appliances (rolling 12 month period)	25	41	61.0%	56.4%	58.6%
% of all assessments that were assess and refuse (rolling 12 month period)	11	41	26.8%	11.2%	11.3%
% of all assessments that were assess and review (rolling 12 month period)	5	41	12.2%	32.4%	30.0%
% of terminated courses where treatment was abandoned or discontinued (rolling 12 month period)	3	12	25.0%	7.4%	7.4%
% of completed treatments indicating that PAR score was taken (year to date)	0	9	0.0%	60.0%	64.3%
Rate of removable appliances per 100 fixed appliances - proposed treatment (rolling 12 month period)	0	42	0.00	5.44	5.53
Rate of removable appliances per 100 fixed appliances - completed treatment (rolling 12 month period)	1	15	6.67	4.01	4.60
% of courses of treatment with removable appliances only - proposed treatment (rolling 12 month period)	0	25	0.0%	1.4%	1.9%
% of courses of treatment with removable appliances only - completed treatment (rolling 12 month period)	1	9	11.1%	0.9%	1.4%
% of patients satisfied with the treatment they have received (rolling 12 month period)	0	0	N/A	95.8%	95.9%

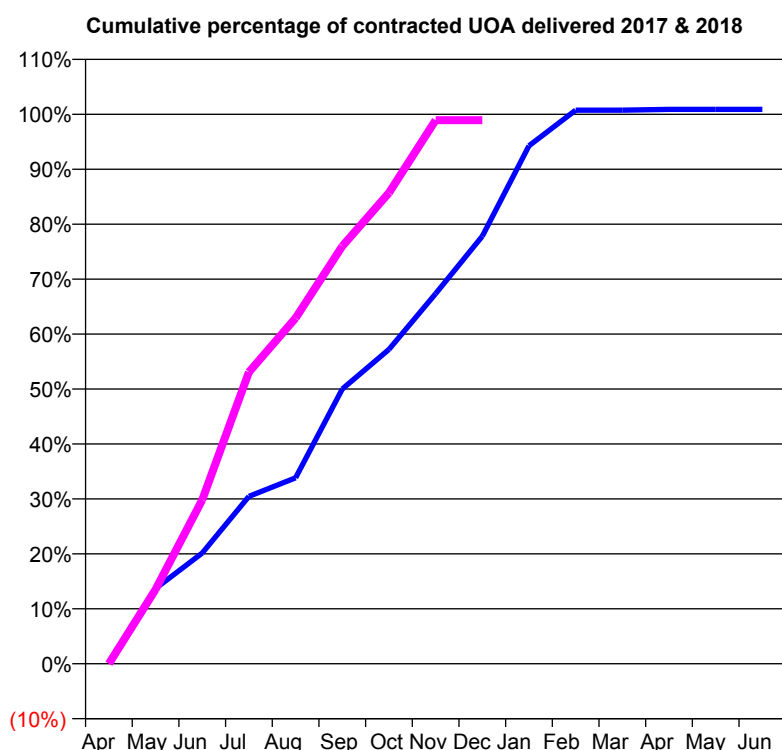
* Figures in italics indicate that the base number is less than 100.

Q52 - Vital Signs Orthodontic At a Glance Contract Report for 151211/0001 - December 2017

Name or company name	Milne, Spencer & Harris Dental Surgeons
Contract type name	GDS Contract
Purpose of contract	General and Orthodontic
Contract start date	01/04/2010
Contract end date	

17/18 Contracted general activity (UDA)	22,000
Carry forward general activity (UDA)	-440
17/18 Contracted orthodontic activity (UOA)	650
Carry forward orthodontic activity (UOA)	0
Baseline contract value	£744,394.51

ACCESS	Contract	England and Wales
24 month ratio of assessments to patient IDs	1.03	1.09

ACTIVITY


Month	Adjusted Scheduled Activity (UOA)	
	2017	2018
April	2	0
May	89	88
June	131	194
July	198	345
August	220	409
September	325	494
October	372	557
November	438	643
December	506	643
January	613	
February	655	
March	655	
April	656	
May	656	
June	656	

QUALITY	Contract Quantity	Contract Base Number	Contract *	Region	England
% of all assessments that were assess and fit appliances (rolling 12 month period)	37	51	72.5%	56.4%	58.6%
% of all assessments that were assess and refuse (rolling 12 month period)	6	51	11.8%	11.2%	11.3%
% of all assessments that were assess and review (rolling 12 month period)	8	51	15.7%	32.4%	30.0%
% of terminated courses where treatment was abandoned or discontinued (rolling 12 month period)	1	18	5.6%	7.4%	7.4%
% of completed treatments indicating that PAR score was taken (year to date)	14	14	100.0%	60.0%	64.3%
Rate of removable appliances per 100 fixed appliances - proposed treatment (rolling 12 month period)	0	0	N/A	5.44	5.53
Rate of removable appliances per 100 fixed appliances - completed treatment (rolling 12 month period)	1	29	3.45	4.01	4.60
% of courses of treatment with removable appliances only - proposed treatment (rolling 12 month period)	0	37	0.0%	1.4%	1.9%
% of courses of treatment with removable appliances only - completed treatment (rolling 12 month period)	0	17	0.0%	0.9%	1.4%
% of patients satisfied with the treatment they have received (rolling 12 month period)	0	0	N/A	95.8%	95.9%

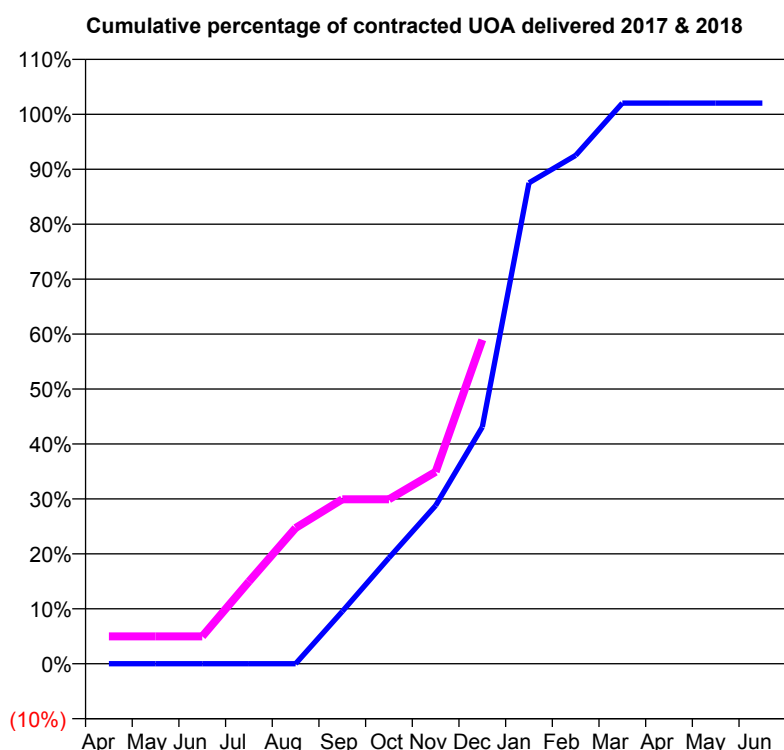
* Figures in italics indicate that the base number is less than 100.

Q52 - Vital Signs Orthodontic At a Glance Contract Report for 151211/0002 - December 2017

Name or company name	Milne, Spencer & Harris Dental Surgeons
Contract type name	GDS Contract
Purpose of contract	General and Orthodontic
Contract start date	01/04/2010
Contract end date	

17/18 Contracted general activity (UDA)	11,795
Carry forward general activity (UDA)	-236
17/18 Contracted orthodontic activity (UOA)	441
Carry forward orthodontic activity (UOA)	0
Baseline contract value	£404,819.33

ACCESS	Contract	England and Wales
24 month ratio of assessments to patient IDs	1.02	1.09

ACTIVITY


Month	Adjusted Scheduled Activity (UOA)	
	2017	2018
April	0	22
May	0	22
June	0	22
July	0	66
August	0	109
September	42	132
October	85	132
November	127	154
December	190	260
January	386	
February	408	
March	450	
April	450	
May	450	
June	450	

QUALITY	Contract Quantity	Contract Base Number	Contract *	Region	England
% of all assessments that were assess and fit appliances (rolling 12 month period)	24	36	66.7%	56.4%	58.6%
% of all assessments that were assess and refuse (rolling 12 month period)	6	36	16.7%	11.2%	11.3%
% of all assessments that were assess and review (rolling 12 month period)	6	36	16.7%	32.4%	30.0%
% of terminated courses where treatment was abandoned or discontinued (rolling 12 month period)	5	16	31.3%	7.4%	7.4%
% of completed treatments indicating that PAR score was taken (year to date)	9	9	100.0%	60.0%	64.3%
Rate of removable appliances per 100 fixed appliances - proposed treatment (rolling 12 month period)	1	4	25.00	5.44	5.53
Rate of removable appliances per 100 fixed appliances - completed treatment (rolling 12 month period)	1	16	6.25	4.01	4.60
% of courses of treatment with removable appliances only - proposed treatment (rolling 12 month period)	0	24	0.0%	1.4%	1.9%
% of courses of treatment with removable appliances only - completed treatment (rolling 12 month period)	0	11	0.0%	0.9%	1.4%
% of patients satisfied with the treatment they have received (rolling 12 month period)	0	0	N/A	95.8%	95.9%

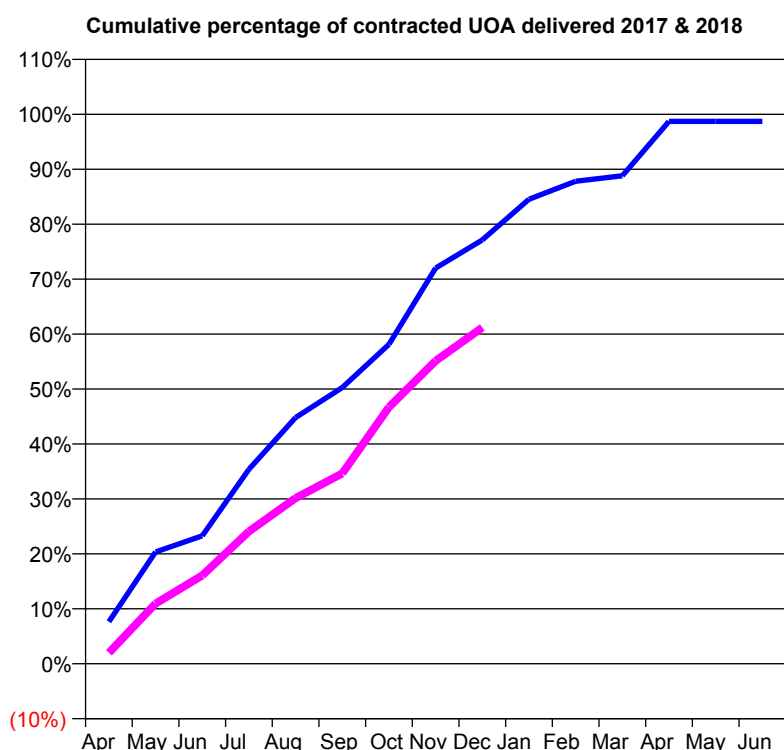
* Figures in italics indicate that the base number is less than 100.

Q52 - Vital Signs Orthodontic At a Glance Contract Report for 162965/0002 - December 2017

Name or company name	Clarendon Dental Spa (Leeds) Ltd
Contract type name	PDS Contract
Purpose of contract	Orthodontic
Contract start date	01/10/2010
Contract end date	31/03/2018

17/18 Contracted general activity (UDA)	0
Carry forward general activity (UDA)	0
17/18 Contracted orthodontic activity (UOA)	4,315
Carry forward orthodontic activity (UOA)	0
Baseline contract value	£272,904.94

ACCESS	Contract	England and Wales
24 month ratio of assessments to patient IDs	1.03	1.09

ACTIVITY


Month	Adjusted Scheduled Activity (UOA)	
	2017	2018
April	330	86
May	878	473
June	1,005	694
July	1,527	1,039
August	1,934	1,301
September	2,169	1,495
October	2,508	2,015
November	3,107	2,379
December	3,328	2,640
January	3,648	
February	3,789	
March	3,832	
April	4,259	
May	4,259	
June	4,259	

QUALITY

	Contract Quantity	Contract Base Number	Contract *	Region	England
% of all assessments that were assess and fit appliances (rolling 12 month period)	168	264	63.6%	56.4%	58.6%
% of all assessments that were assess and refuse (rolling 12 month period)	52	264	19.7%	11.2%	11.3%
% of all assessments that were assess and review (rolling 12 month period)	44	264	16.7%	32.4%	30.0%
% of terminated courses where treatment was abandoned or discontinued (rolling 12 month period)	17	191	8.9%	7.4%	7.4%
% of completed treatments indicating that PAR score was taken (year to date)	139	151	92.1%	60.0%	64.3%
Rate of removable appliances per 100 fixed appliances - proposed treatment (rolling 12 month period)	1	321	0.31	5.44	5.53
Rate of removable appliances per 100 fixed appliances - completed treatment (rolling 12 month period)	4	265	1.51	4.01	4.60
% of courses of treatment with removable appliances only - proposed treatment (rolling 12 month period)	1	168	0.6%	1.4%	1.9%
% of courses of treatment with removable appliances only - completed treatment (rolling 12 month period)	2	174	1.1%	0.9%	1.4%
% of patients satisfied with the treatment they have received (rolling 12 month period)	2	2	100.0%	95.8%	95.9%

* Figures in italics indicate that the base number is less than 100.

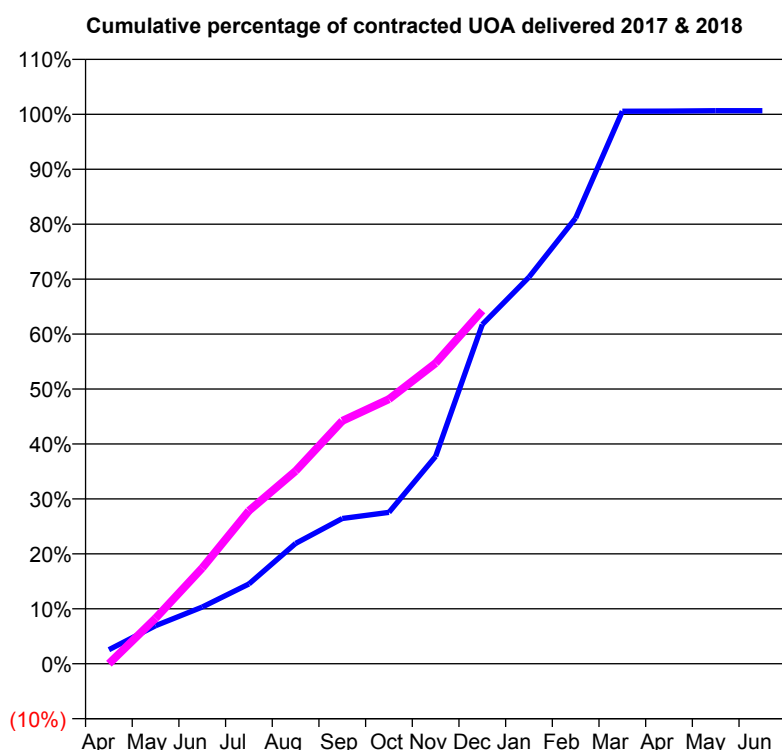
Q52 - Vital Signs Orthodontic At a Glance Contract Report for 183652/0002 - December 2017

Name or company name	Haricovert Limited
Contract type name	PDS Contract
Purpose of contract	Orthodontic
Contract start date	01/05/2015
Contract end date	31/03/2018

17/18 Contracted general activity (UDA)	0
Carry forward general activity (UDA)	0
17/18 Contracted orthodontic activity (UOA)	19,657
Carry forward orthodontic activity (UOA)	0
Baseline contract value	£1,235,351.25

ACCESS

	Contract	England and Wales
24 month ratio of assessments to patient IDs	1.02	1.09

ACTIVITY


Month	Adjusted Scheduled Activity (UOA)	
	2017	2018
April	501	0
May	1,361	1,628
June	2,029	3,426
July	2,855	5,476
August	4,305	6,897
September	5,199	8,687
October	5,418	9,466
November	7,418	10,755
December	12,140	12,632
January	13,831	
February	15,945	
March	19,767	
April	19,770	
May	19,784	
June	19,784	

QUALITY

	Contract Quantity	Contract Base Number	Contract *	Region	England
% of all assessments that were assess and fit appliances (rolling 12 month period)	957	1,292	74.1%	56.4%	58.6%
% of all assessments that were assess and refuse (rolling 12 month period)	172	1,292	13.3%	11.2%	11.3%
% of all assessments that were assess and review (rolling 12 month period)	163	1,292	12.6%	32.4%	30.0%
% of terminated courses where treatment was abandoned or discontinued (rolling 12 month period)	48	760	6.3%	7.4%	7.4%
% of completed treatments indicating that PAR score was taken (year to date)	152	505	30.1%	60.0%	64.3%
Rate of removable appliances per 100 fixed appliances - proposed treatment (rolling 12 month period)	242	1,864	12.98	5.44	5.53
Rate of removable appliances per 100 fixed appliances - completed treatment (rolling 12 month period)	154	1,322	11.65	4.01	4.60
% of courses of treatment with removable appliances only - proposed treatment (rolling 12 month period)	9	957	0.9%	1.4%	1.9%
% of courses of treatment with removable appliances only - completed treatment (rolling 12 month period)	10	712	1.4%	0.9%	1.4%
% of patients satisfied with the treatment they have received (rolling 12 month period)	20	21	95.2%	95.8%	95.9%

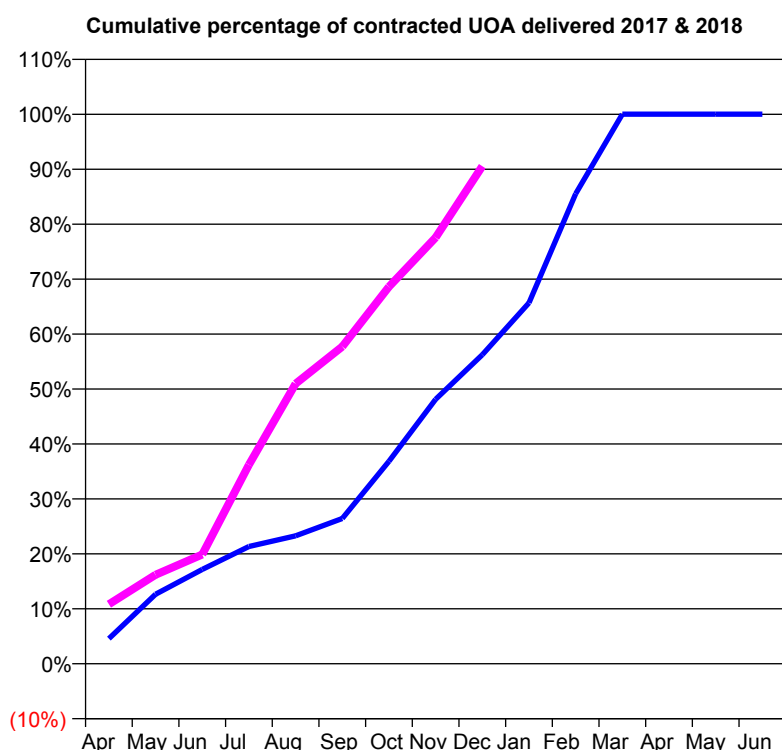
* Figures in italics indicate that the base number is less than 100.

Q52 - Vital Signs Orthodontic At a Glance Contract Report for 188115/0001 - December 2017

Name or company name	St Michaels Orthodontics Ltd
Contract type name	PDS Contract
Purpose of contract	Orthodontic
Contract start date	01/07/2010
Contract end date	31/03/2018

17/18 Contracted general activity (UDA)	0
Carry forward general activity (UDA)	0
17/18 Contracted orthodontic activity (UOA)	4,709
Carry forward orthodontic activity (UOA)	0
Baseline contract value	£295,942.40

ACCESS	Contract	England and Wales
24 month ratio of assessments to patient IDs	1.03	1.09

ACTIVITY


Month	Adjusted Scheduled Activity (UOA)	
	2017	2018
April	215	510
May	596	763
June	808	937
July	1,005	1,705
August	1,096	2,400
September	1,245	2,718
October	1,735	3,231
November	2,267	3,653
December	2,648	4,264
January	3,093	
February	4,027	
March	4,710	
April	4,710	
May	4,710	
June	4,710	

QUALITY	Contract Quantity	Contract Base Number	Contract *	Region	England
% of all assessments that were assess and fit appliances (rolling 12 month period)	299	363	82.4%	56.4%	58.6%
% of all assessments that were assess and refuse (rolling 12 month period)	43	363	11.8%	11.2%	11.3%
% of all assessments that were assess and review (rolling 12 month period)	21	363	5.8%	32.4%	30.0%
% of terminated courses where treatment was abandoned or discontinued (rolling 12 month period)	14	175	8.0%	7.4%	7.4%
% of completed treatments indicating that PAR score was taken (year to date)	99	114	86.8%	60.0%	64.3%
Rate of removable appliances per 100 fixed appliances - proposed treatment (rolling 12 month period)	17	586	2.90	5.44	5.53
Rate of removable appliances per 100 fixed appliances - completed treatment (rolling 12 month period)	0	310	0.00	4.01	4.60
% of courses of treatment with removable appliances only - proposed treatment (rolling 12 month period)	1	299	0.3%	1.4%	1.9%
% of courses of treatment with removable appliances only - completed treatment (rolling 12 month period)	0	161	0.0%	0.9%	1.4%
% of patients satisfied with the treatment they have received (rolling 12 month period)	8	9	88.9%	95.8%	95.9%

* Figures in italics indicate that the base number is less than 100.

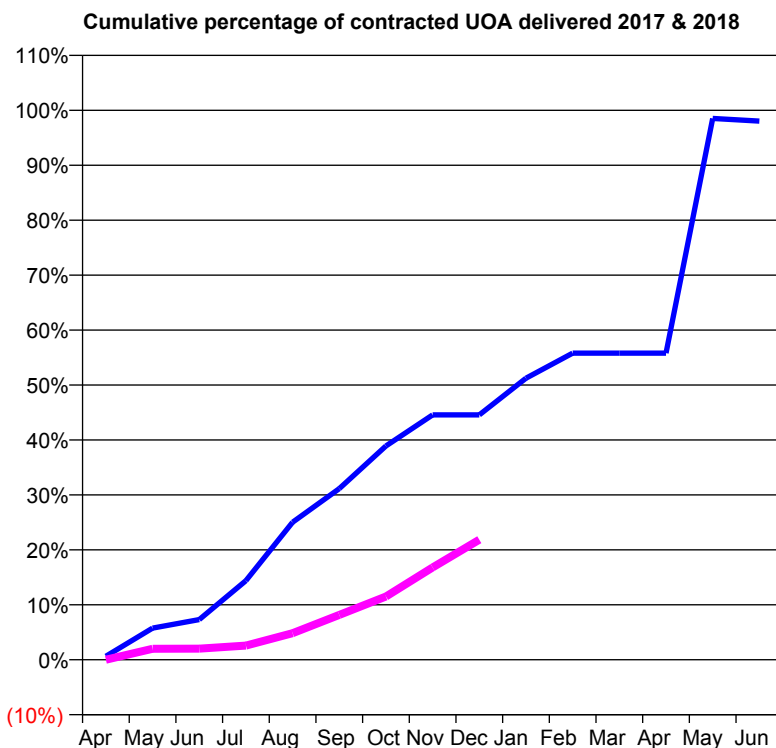
Q52 - Vital Signs Orthodontic At a Glance Contract Report for 189669/0001 - December 2017

Name or company name	NSS Properties Ltd
Contract type name	PDS Contract
Purpose of contract	Orthodontic
Contract start date	01/04/2011
Contract end date	31/03/2018

17/18 Contracted general activity (UDA)	0
Carry forward general activity (UDA)	0
17/18 Contracted orthodontic activity (UOA)	4,189
Carry forward orthodontic activity (UOA)	0
Baseline contract value	£265,733.90

ACCESS

	Contract	England and Wales
24 month ratio of assessments to patient IDs	1.01	1.09

ACTIVITY


Month	Adjusted Scheduled Activity (UOA)	
	2017	2018
April	27	0
May	241	84
June	306	85
July	603	108
August	1,049	203
September	1,305	342
October	1,630	482
November	1,867	704
December	1,867	915
January	2,146	
February	2,338	
March	2,338	
April	2,338	
May	4,127	
June	4,106	

QUALITY

	Contract Quantity	Contract Base Number	Contract *	Region	England
% of all assessments that were assess and fit appliances (rolling 12 month period)	147	225	65.3%	56.4%	58.6%
% of all assessments that were assess and refuse (rolling 12 month period)	30	225	13.3%	11.2%	11.3%
% of all assessments that were assess and review (rolling 12 month period)	48	225	21.3%	32.4%	30.0%
% of terminated courses where treatment was abandoned or discontinued (rolling 12 month period)	15	179	8.4%	7.4%	7.4%
% of completed treatments indicating that PAR score was taken (year to date)	28	131	21.4%	60.0%	64.3%
Rate of removable appliances per 100 fixed appliances - proposed treatment (rolling 12 month period)	0	289	0.00	5.44	5.53
Rate of removable appliances per 100 fixed appliances - completed treatment (rolling 12 month period)	1	324	0.31	4.01	4.60
% of courses of treatment with removable appliances only - proposed treatment (rolling 12 month period)	0	147	0.0%	1.4%	1.9%
% of courses of treatment with removable appliances only - completed treatment (rolling 12 month period)	0	164	0.0%	0.9%	1.4%
% of patients satisfied with the treatment they have received (rolling 12 month period)	3	3	100.0%	95.8%	95.9%

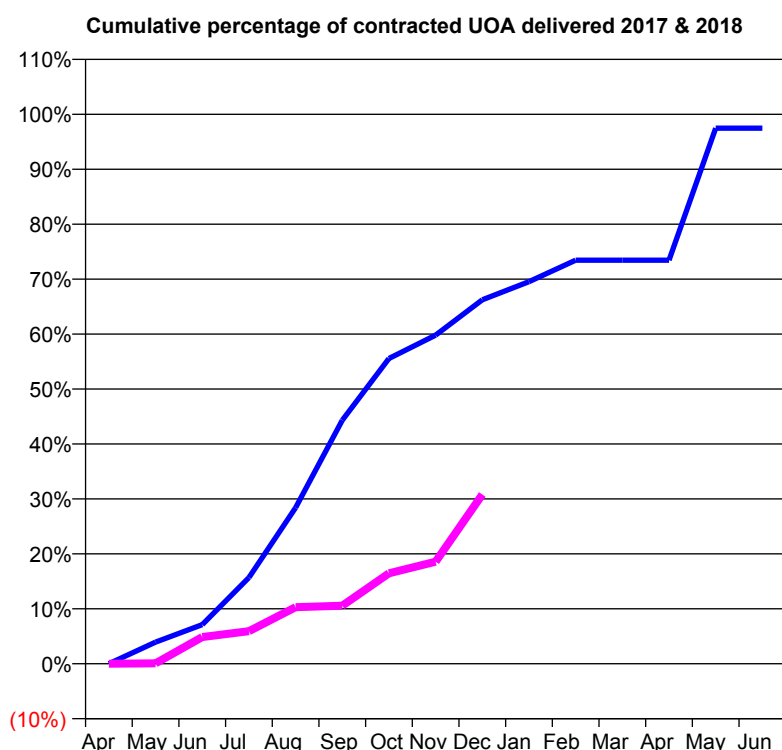
* Figures in italics indicate that the base number is less than 100.

Q52 - Vital Signs Orthodontic At a Glance Contract Report for 189669/0002 - December 2017

Name or company name	NSS Properties Ltd
Contract type name	PDS Contract
Purpose of contract	Orthodontic
Contract start date	01/04/2011
Contract end date	31/03/2018

17/18 Contracted general activity (UDA)	0
Carry forward general activity (UDA)	0
17/18 Contracted orthodontic activity (UOA)	3,996
Carry forward orthodontic activity (UOA)	0
Baseline contract value	£231,963.45

ACCESS	Contract	England and Wales
24 month ratio of assessments to patient IDs	1.01	1.09

ACTIVITY


Month	Adjusted Scheduled Activity (UOA)	
	2017	2018
April	0	0
May	158	3
June	285	194
July	627	237
August	1,135	412
September	1,771	422
October	2,220	658
November	2,390	742
December	2,647	1,231
January	2,779	
February	2,935	
March	2,935	
April	2,935	
May	3,895	
June	3,895	

QUALITY	Contract Quantity	Contract Base Number	Contract *	Region	England
% of all assessments that were assess and fit appliances (rolling 12 month period)	113	207	54.6%	56.4%	58.6%
% of all assessments that were assess and refuse (rolling 12 month period)	33	207	15.9%	11.2%	11.3%
% of all assessments that were assess and review (rolling 12 month period)	61	207	29.5%	32.4%	30.0%
% of terminated courses where treatment was abandoned or discontinued (rolling 12 month period)	11	129	8.5%	7.4%	7.4%
% of completed treatments indicating that PAR score was taken (year to date)	19	100	19.0%	60.0%	64.3%
Rate of removable appliances per 100 fixed appliances - proposed treatment (rolling 12 month period)	0	221	0.00	5.44	5.53
Rate of removable appliances per 100 fixed appliances - completed treatment (rolling 12 month period)	1	229	0.44	4.01	4.60
% of courses of treatment with removable appliances only - proposed treatment (rolling 12 month period)	0	113	0.0%	1.4%	1.9%
% of courses of treatment with removable appliances only - completed treatment (rolling 12 month period)	0	118	0.0%	0.9%	1.4%
% of patients satisfied with the treatment they have received (rolling 12 month period)	6	6	100.0%	95.8%	95.9%

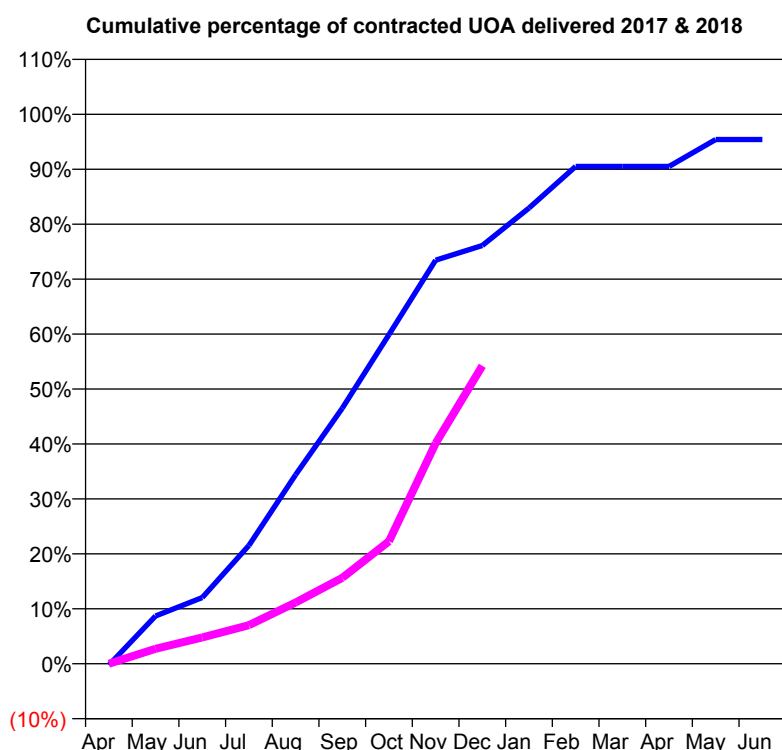
* Figures in italics indicate that the base number is less than 100.

Q52 - Vital Signs Orthodontic At a Glance Contract Report for 189669/0003 - December 2017

Name or company name	NSS Properties Ltd
Contract type name	PDS Contract
Purpose of contract	Orthodontic
Contract start date	01/04/2011
Contract end date	31/03/2018

17/18 Contracted general activity (UDA)	0
Carry forward general activity (UDA)	0
17/18 Contracted orthodontic activity (UOA)	3,148
Carry forward orthodontic activity (UOA)	0
Baseline contract value	£186,155.90

ACCESS	Contract	England and Wales
24 month ratio of assessments to patient IDs	1.01	1.09

ACTIVITY


Month	Adjusted Scheduled Activity (UOA)	
	2017	2018
April	-8	0
May	274	86
June	379	151
July	678	221
August	1,083	351
September	1,464	492
October	1,886	702
November	2,312	1,263
December	2,396	1,707
January	2,611	
February	2,849	
March	2,849	
April	2,849	
May	3,003	
June	3,003	

QUALITY

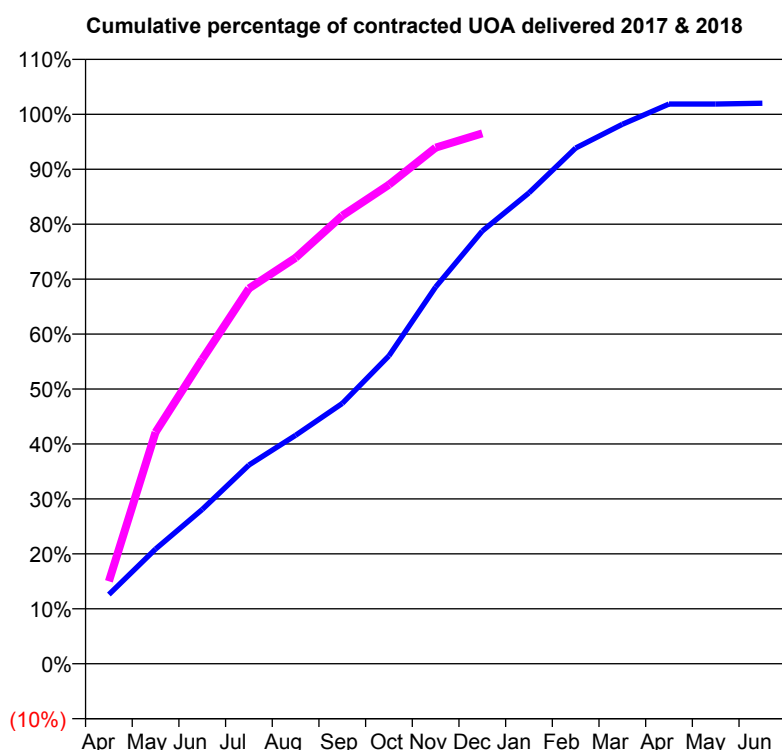
	Contract Quantity	Contract Base Number	Contract *	Region	England
% of all assessments that were assess and fit appliances (rolling 12 month period)	105	246	42.7%	56.4%	58.6%
% of all assessments that were assess and refuse (rolling 12 month period)	38	246	15.4%	11.2%	11.3%
% of all assessments that were assess and review (rolling 12 month period)	103	246	41.9%	32.4%	30.0%
% of terminated courses where treatment was abandoned or discontinued (rolling 12 month period)	15	118	12.7%	7.4%	7.4%
% of completed treatments indicating that PAR score was taken (year to date)	15	87	17.2%	60.0%	64.3%
Rate of removable appliances per 100 fixed appliances - proposed treatment (rolling 12 month period)	2	208	0.96	5.44	5.53
Rate of removable appliances per 100 fixed appliances - completed treatment (rolling 12 month period)	0	204	0.00	4.01	4.60
% of courses of treatment with removable appliances only - proposed treatment (rolling 12 month period)	0	105	0.0%	1.4%	1.9%
% of courses of treatment with removable appliances only - completed treatment (rolling 12 month period)	0	103	0.0%	0.9%	1.4%
% of patients satisfied with the treatment they have received (rolling 12 month period)	3	4	75.0%	95.8%	95.9%

* Figures in italics indicate that the base number is less than 100.

Q52 - Vital Signs Orthodontic At a Glance Contract Report for 264539/0002 - December 2017

Name or company name	MR DI PETRUCCI	17/18 Contracted general activity (UDA)	0
Contract type name	PDS Contract	Carry forward general activity (UDA)	0
Purpose of contract	Orthodontic	17/18 Contracted orthodontic activity (UOA)	13,287
Contract start date	03/11/2014	Carry forward orthodontic activity (UOA)	0
Contract end date	02/11/2024	Baseline contract value	£723,791.91

ACCESS	Contract	England and Wales
24 month ratio of assessments to patient IDs	1.03	1.09

ACTIVITY


Month	Adjusted Scheduled Activity (UOA)	
	2017	2018
April	1,676	1,995
May	2,774	5,600
June	3,732	7,364
July	4,805	9,075
August	5,524	9,818
September	6,294	10,837
October	7,446	11,584
November	9,111	12,479
December	10,465	12,825
January	11,386	
February	12,469	
March	13,044	
April	13,535	
May	13,534	
June	13,555	

QUALITY	Contract Quantity	Contract Base Number	Contract *	Region	England
% of all assessments that were assess and fit appliances (rolling 12 month period)	686	2,333	29.4%	56.4%	58.6%
% of all assessments that were assess and refuse (rolling 12 month period)	412	2,333	17.7%	11.2%	11.3%
% of all assessments that were assess and review (rolling 12 month period)	1,235	2,333	52.9%	32.4%	30.0%
% of terminated courses where treatment was abandoned or discontinued (rolling 12 month period)	35	443	7.9%	7.4%	7.4%
% of completed treatments indicating that PAR score was taken (year to date)	0	324	0.0%	60.0%	64.3%
Rate of removable appliances per 100 fixed appliances - proposed treatment (rolling 12 month period)	79	1,334	5.92	5.44	5.53
Rate of removable appliances per 100 fixed appliances - completed treatment (rolling 12 month period)	34	543	6.26	4.01	4.60
% of courses of treatment with removable appliances only - proposed treatment (rolling 12 month period)	4	686	0.6%	1.4%	1.9%
% of courses of treatment with removable appliances only - completed treatment (rolling 12 month period)	3	408	0.7%	0.9%	1.4%
% of patients satisfied with the treatment they have received (rolling 12 month period)	19	22	86.4%	95.8%	95.9%

* Figures in italics indicate that the base number is less than 100.

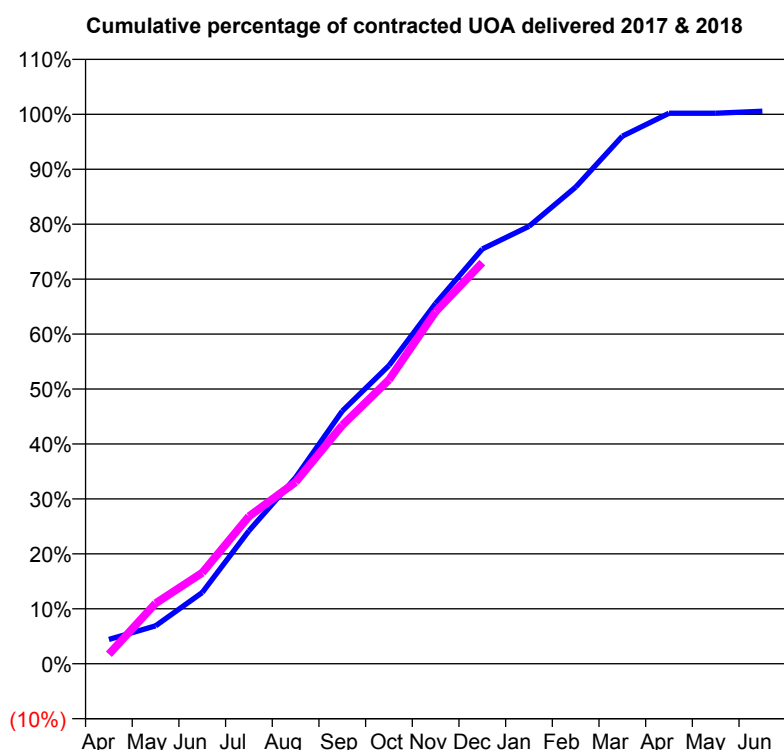
Q52 - Vital Signs Orthodontic At a Glance Contract Report for 318574/0001 - December 2017

Name or company name	MR AI TAYLOR
Contract type name	PDS Contract
Purpose of contract	Orthodontic
Contract start date	01/04/2006
Contract end date	31/03/2018

17/18 Contracted general activity (UDA)	0
Carry forward general activity (UDA)	0
17/18 Contracted orthodontic activity (UOA)	5,608
Carry forward orthodontic activity (UOA)	0
Baseline contract value	£360,509.07

ACCESS

	Contract	England and Wales
24 month ratio of assessments to patient IDs	1.02	1.09

ACTIVITY


Month	Adjusted Scheduled Activity (UOA)	
	2017	2018
April	249	97
May	387	617
June	727	929
July	1,357	1,505
August	1,900	1,855
September	2,580	2,434
October	3,043	2,899
November	3,678	3,594
December	4,233	4,094
January	4,465	
February	4,864	
March	5,385	
April	5,618	
May	5,618	
June	5,639	

QUALITY

	Contract Quantity	Contract Base Number	Contract *	Region	England
% of all assessments that were assess and fit appliances (rolling 12 month period)	243	671	36.2%	56.4%	58.6%
% of all assessments that were assess and refuse (rolling 12 month period)	114	671	17.0%	11.2%	11.3%
% of all assessments that were assess and review (rolling 12 month period)	314	671	46.8%	32.4%	30.0%
% of terminated courses where treatment was abandoned or discontinued (rolling 12 month period)	25	234	10.7%	7.4%	7.4%
% of completed treatments indicating that PAR score was taken (year to date)	31	161	19.3%	60.0%	64.3%
Rate of removable appliances per 100 fixed appliances - proposed treatment (rolling 12 month period)	25	471	5.31	5.44	5.53
Rate of removable appliances per 100 fixed appliances - completed treatment (rolling 12 month period)	12	412	2.91	4.01	4.60
% of courses of treatment with removable appliances only - proposed treatment (rolling 12 month period)	3	243	1.2%	1.4%	1.9%
% of courses of treatment with removable appliances only - completed treatment (rolling 12 month period)	2	209	1.0%	0.9%	1.4%
% of patients satisfied with the treatment they have received (rolling 12 month period)	4	5	80.0%	95.8%	95.9%

* Figures in italics indicate that the base number is less than 100.

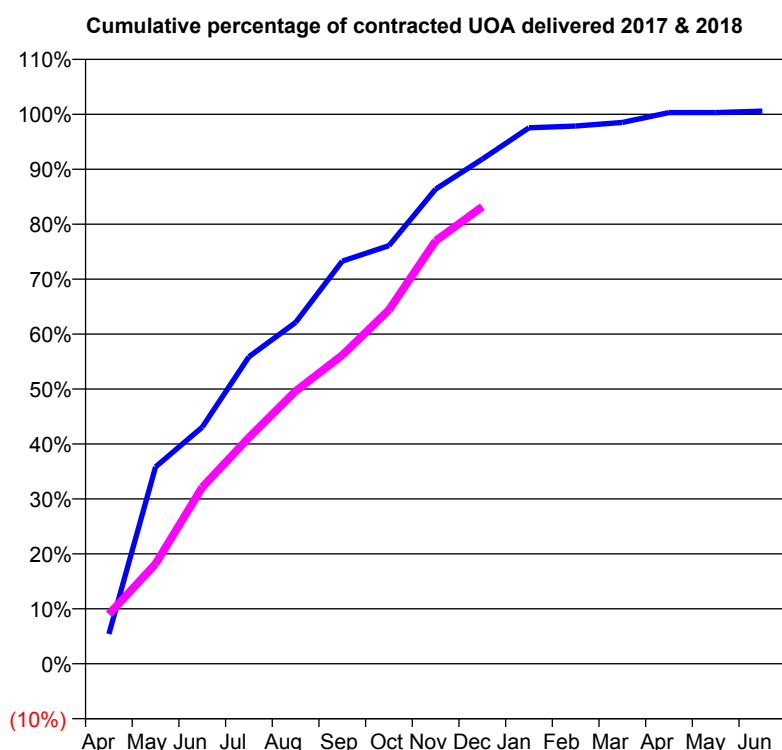
Q52 - Vital Signs Orthodontic At a Glance Contract Report for 575941/0001 - December 2017

Name or company name	MR MH PEARSON
Contract type name	PDS Contract
Purpose of contract	Orthodontic
Contract start date	01/06/2013
Contract end date	31/03/2018

17/18 Contracted general activity (UDA)	0
Carry forward general activity (UDA)	0
17/18 Contracted orthodontic activity (UOA)	21,111
Carry forward orthodontic activity (UOA)	0
Baseline contract value	£1,229,808.98

ACCESS	Contract	England and Wales
--------	----------	-------------------

24 month ratio of assessments to patient IDs	1.01	1.09
--	------	------

ACTIVITY


Month	Adjusted Scheduled Activity (UOA)	
	2017	2018
April	1,144	1,904
May	7,566	3,839
June	9,092	6,780
July	11,795	8,689
August	13,115	10,474
September	15,467	11,856
October	16,063	13,594
November	18,236	16,250
December	19,386	17,559
January	20,593	
February	20,657	
March	20,797	
April	21,177	
May	21,177	
June	21,235	

QUALITY	Contract Quantity	Contract Base Number	Contract *	Region	England
% of all assessments that were assess and fit appliances (rolling 12 month period)	828	3,214	25.8%	56.4%	58.6%
% of all assessments that were assess and refuse (rolling 12 month period)	338	3,214	10.5%	11.2%	11.3%
% of all assessments that were assess and review (rolling 12 month period)	2,048	3,214	63.7%	32.4%	30.0%
% of terminated courses where treatment was abandoned or discontinued (rolling 12 month period)	43	804	5.3%	7.4%	7.4%
% of completed treatments indicating that PAR score was taken (year to date)	18	556	3.2%	60.0%	64.3%
Rate of removable appliances per 100 fixed appliances - proposed treatment (rolling 12 month period)	154	1,597	9.64	5.44	5.53
Rate of removable appliances per 100 fixed appliances - completed treatment (rolling 12 month period)	136	1,483	9.17	4.01	4.60
% of courses of treatment with removable appliances only - proposed treatment (rolling 12 month period)	21	828	2.5%	1.4%	1.9%
% of courses of treatment with removable appliances only - completed treatment (rolling 12 month period)	10	761	1.3%	0.9%	1.4%
% of patients satisfied with the treatment they have received (rolling 12 month period)	21	21	100.0%	95.8%	95.9%

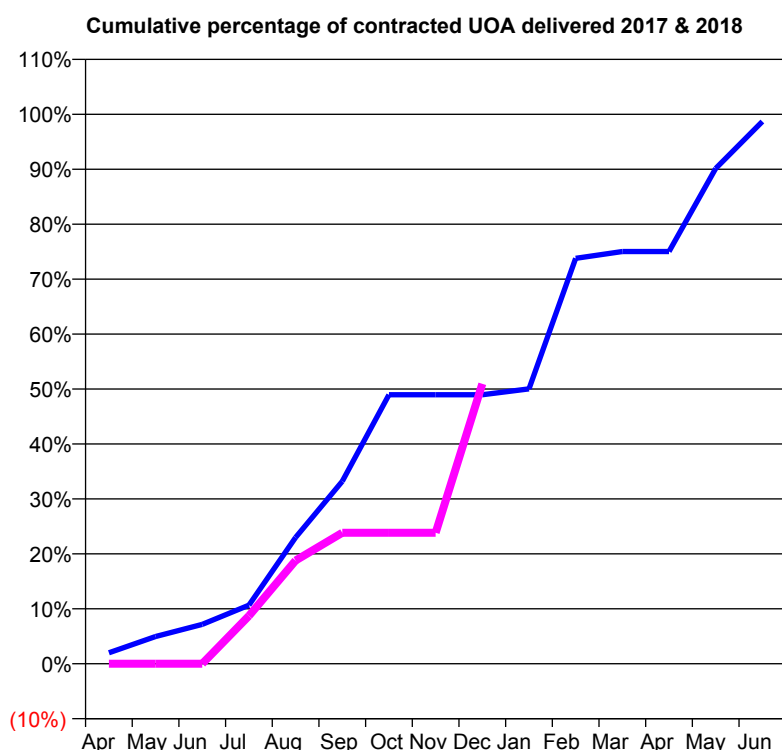
* Figures in italics indicate that the base number is less than 100.

Q52 - Vital Signs Orthodontic At a Glance Contract Report for 632813/0001 - December 2017

Name or company name	MR JL SEDDON
Contract type name	PDS Contract
Purpose of contract	Orthodontic
Contract start date	01/04/2006
Contract end date	31/03/2018

17/18 Contracted general activity (UDA)	0
Carry forward general activity (UDA)	0
17/18 Contracted orthodontic activity (UOA)	2,261
Carry forward orthodontic activity (UOA)	0
Baseline contract value	£133,656.69

ACCESS	Contract	England and Wales
24 month ratio of assessments to patient IDs	1.10	1.09

ACTIVITY


Month	Adjusted Scheduled Activity (UOA)	
	2017	2018
April	45	0
May	112	0
June	162	0
July	241	197
August	520	425
September	751	539
October	1,107	539
November	1,107	539
December	1,107	1,152
January	1,131	
February	1,668	
March	1,696	
April	1,696	
May	2,038	
June	2,231	

QUALITY	Contract Quantity	Contract Base Number	Contract *	Region	England
% of all assessments that were assess and fit appliances (rolling 12 month period)	99	330	30.0%	56.4%	58.6%
% of all assessments that were assess and refuse (rolling 12 month period)	27	330	8.2%	11.2%	11.3%
% of all assessments that were assess and review (rolling 12 month period)	204	330	61.8%	32.4%	30.0%
% of terminated courses where treatment was abandoned or discontinued (rolling 12 month period)	0	70	0.0%	7.4%	7.4%
% of completed treatments indicating that PAR score was taken (year to date)	1	39	2.6%	60.0%	64.3%
Rate of removable appliances per 100 fixed appliances - proposed treatment (rolling 12 month period)	2	194	1.03	5.44	5.53
Rate of removable appliances per 100 fixed appliances - completed treatment (rolling 12 month period)	0	140	0.00	4.01	4.60
% of courses of treatment with removable appliances only - proposed treatment (rolling 12 month period)	2	99	2.0%	1.4%	1.9%
% of courses of treatment with removable appliances only - completed treatment (rolling 12 month period)	0	70	0.0%	0.9%	1.4%
% of patients satisfied with the treatment they have received (rolling 12 month period)	1	1	100.0%	95.8%	95.9%

* Figures in italics indicate that the base number is less than 100.

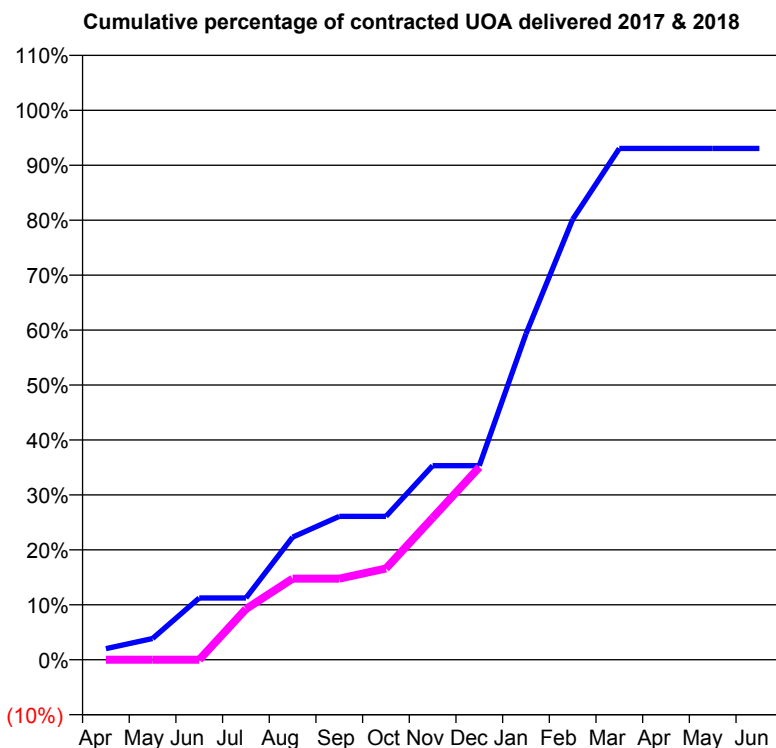
Q52 - Vital Signs Orthodontic At a Glance Contract Report for 751952/0002 - December 2017

Name or company name	MR DF SCHUTH
Contract type name	PDS Contract
Purpose of contract	Orthodontic
Contract start date	01/04/2006
Contract end date	31/03/2018

17/18 Contracted general activity (UDA)	0
Carry forward general activity (UDA)	0
17/18 Contracted orthodontic activity (UOA)	1,138
Carry forward orthodontic activity (UOA)	0
Baseline contract value	£71,544.30

ACCESS

	Contract	England and Wales
24 month ratio of assessments to patient IDs	1.00	1.09

ACTIVITY


Month	Adjusted Scheduled Activity (UOA)	
	2017	2018
April	23	0
May	44	0
June	128	0
July	128	105
August	254	168
September	297	168
October	297	189
November	402	294
December	402	399
January	675	
February	912	
March	1,059	
April	1,059	
May	1,059	
June	1,059	

QUALITY

	Contract Quantity	Contract Base Number	Contract *	Region	England
% of all assessments that were assess and fit appliances (rolling 12 month period)	51	51	100.0%	56.4%	58.6%
% of all assessments that were assess and refuse (rolling 12 month period)	0	51	0.0%	11.2%	11.3%
% of all assessments that were assess and review (rolling 12 month period)	0	51	0.0%	32.4%	30.0%
% of terminated courses where treatment was abandoned or discontinued (rolling 12 month period)	2	40	5.0%	7.4%	7.4%
% of completed treatments indicating that PAR score was taken (year to date)	8	28	28.6%	60.0%	64.3%
Rate of removable appliances per 100 fixed appliances - proposed treatment (rolling 12 month period)	12	99	12.12	5.44	5.53
Rate of removable appliances per 100 fixed appliances - completed treatment (rolling 12 month period)	6	70	8.57	4.01	4.60
% of courses of treatment with removable appliances only - proposed treatment (rolling 12 month period)	1	51	2.0%	1.4%	1.9%
% of courses of treatment with removable appliances only - completed treatment (rolling 12 month period)	0	38	0.0%	0.9%	1.4%
% of patients satisfied with the treatment they have received (rolling 12 month period)	0	0	N/A	95.8%	95.9%

* Figures in italics indicate that the base number is less than 100.

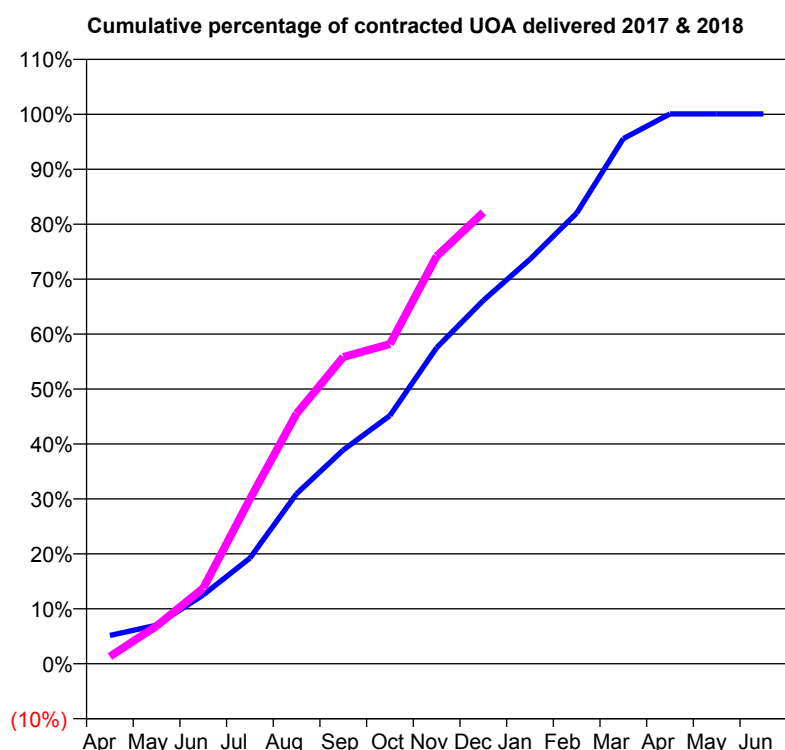
Q53 - Vital Signs Orthodontic At a Glance Contract Report for 101281/0093 - December 2017

Name or company name	OASIS DENTAL CARE LTD
Contract type name	PDS Contract
Purpose of contract	Orthodontic
Contract start date	01/04/2006
Contract end date	31/03/2018

17/18 Contracted general activity (UDA)	0
Carry forward general activity (UDA)	0
17/18 Contracted orthodontic activity (UOA)	13,516
Carry forward orthodontic activity (UOA)	-10
Baseline contract value	£909,723.96

ACCESS

	Contract	England and Wales
24 month ratio of assessments to patient IDs	1.01	1.09

ACTIVITY


Month	Adjusted Scheduled Activity (UOA)	
	2017	2018
April	696	180
May	949	931
June	1,694	1,862
July	2,599	4,053
August	4,183	6,156
September	5,258	7,546
October	6,106	7,863
November	7,776	10,026
December	8,937	11,100
January	9,949	
February	11,083	
March	12,917	
April	13,526	
May	13,526	
June	13,526	

QUALITY

	Contract Quantity	Contract Base Number	Contract *	Region	England
% of all assessments that were assess and fit appliances (rolling 12 month period)	745	798	93.4%	57.7%	58.6%
% of all assessments that were assess and refuse (rolling 12 month period)	0	798	0.0%	11.3%	11.3%
% of all assessments that were assess and review (rolling 12 month period)	53	798	6.6%	31.0%	30.0%
% of terminated courses where treatment was abandoned or discontinued (rolling 12 month period)	34	384	8.9%	8.4%	7.4%
% of completed treatments indicating that PAR score was taken (year to date)	159	183	86.9%	61.0%	64.3%
Rate of removable appliances per 100 fixed appliances - proposed treatment (rolling 12 month period)	27	1,408	1.92	7.20	5.53
Rate of removable appliances per 100 fixed appliances - completed treatment (rolling 12 month period)	62	636	9.75	6.14	4.60
% of courses of treatment with removable appliances only - proposed treatment (rolling 12 month period)	2	745	0.3%	2.5%	1.9%
% of courses of treatment with removable appliances only - completed treatment (rolling 12 month period)	4	350	1.1%	1.6%	1.4%
% of patients satisfied with the treatment they have received (rolling 12 month period)	21	21	100.0%	96.5%	95.9%

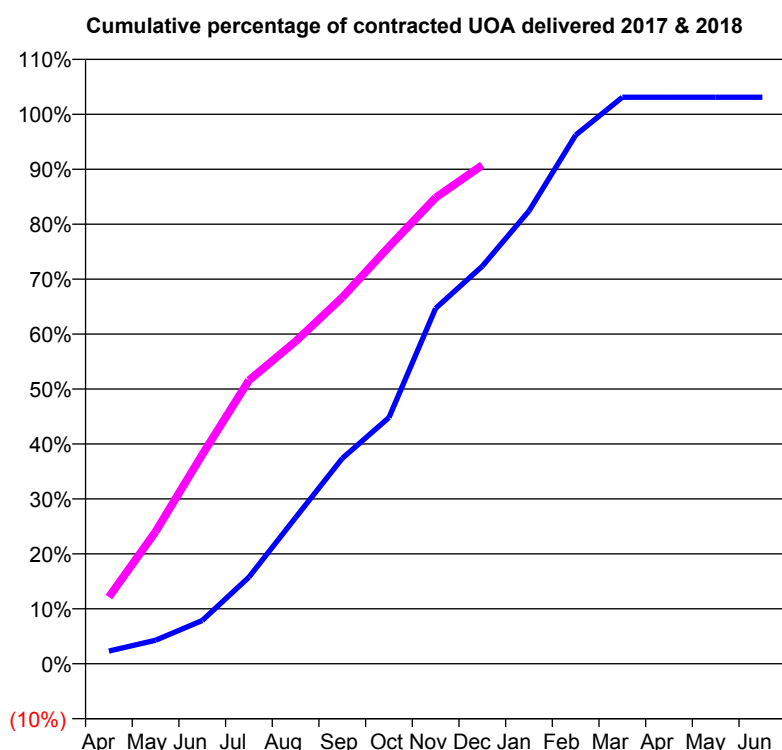
* Figures in italics indicate that the base number is less than 100.

Q53 - Vital Signs Orthodontic At a Glance Contract Report for 103926/0001 - December 2017

Name or company name	Aesthetic Dental Care Limited
Contract type name	PDS Contract
Purpose of contract	Orthodontic
Contract start date	01/03/2008
Contract end date	31/03/2018

17/18 Contracted general activity (UDA)	0
Carry forward general activity (UDA)	0
17/18 Contracted orthodontic activity (UOA)	12,066
Carry forward orthodontic activity (UOA)	-242
Baseline contract value	£718,765.39

ACCESS	Contract	England and Wales
24 month ratio of assessments to patient IDs	1.12	1.09

ACTIVITY


Month	Adjusted Scheduled Activity (UOA)	
	2017	2018
April	281	1,465
May	516	2,901
June	950	4,594
July	1,902	6,224
August	3,210	7,078
September	4,511	8,046
October	5,408	9,158
November	7,804	10,235
December	8,731	10,949
January	9,942	
February	11,609	
March	12,440	
April	12,441	
May	12,441	
June	12,441	

QUALITY	Contract Quantity	Contract Base Number	Contract *	Region	England
% of all assessments that were assess and fit appliances (rolling 12 month period)	678	1,187	57.1%	57.7%	58.6%
% of all assessments that were assess and refuse (rolling 12 month period)	39	1,187	3.3%	11.3%	11.3%
% of all assessments that were assess and review (rolling 12 month period)	470	1,187	39.6%	31.0%	30.0%
% of terminated courses where treatment was abandoned or discontinued (rolling 12 month period)	16	520	3.1%	8.4%	7.4%
% of completed treatments indicating that PAR score was taken (year to date)	0	377	0.0%	61.0%	64.3%
Rate of removable appliances per 100 fixed appliances - proposed treatment (rolling 12 month period)	196	1,300	15.08	7.20	5.53
Rate of removable appliances per 100 fixed appliances - completed treatment (rolling 12 month period)	0	6	0.00	6.14	4.60
% of courses of treatment with removable appliances only - proposed treatment (rolling 12 month period)	18	678	2.7%	2.5%	1.9%
% of courses of treatment with removable appliances only - completed treatment (rolling 12 month period)	0	504	0.0%	1.6%	1.4%
% of patients satisfied with the treatment they have received (rolling 12 month period)	28	29	96.6%	96.5%	95.9%

* Figures in italics indicate that the base number is less than 100.

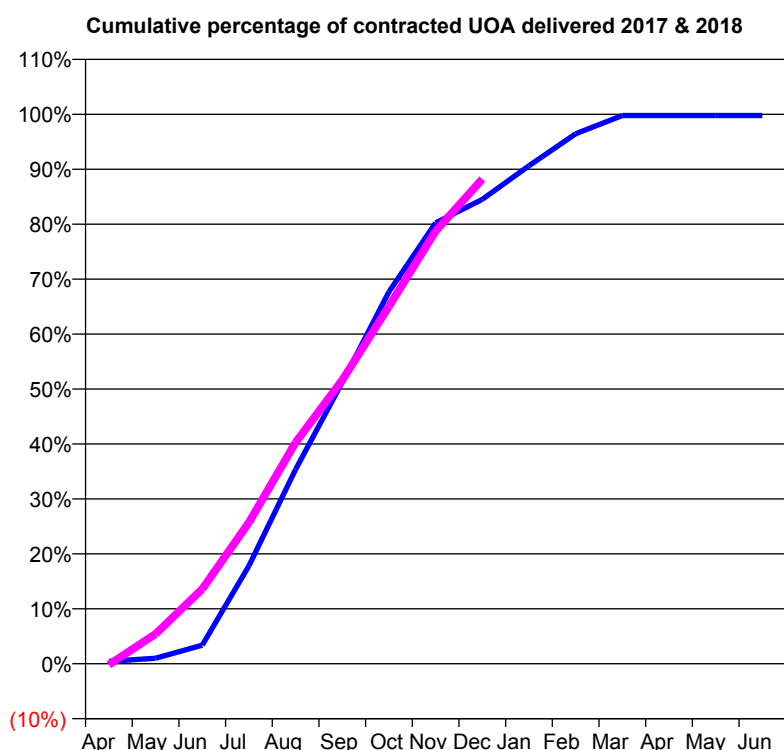
Q53 - Vital Signs Orthodontic At a Glance Contract Report for 104337/0001 - December 2017

Name or company name	Pinnacle Orthodontics Ltd
Contract type name	PDS Contract
Purpose of contract	Orthodontic
Contract start date	01/03/2015
Contract end date	31/03/2018

17/18 Contracted general activity (UDA)	0
Carry forward general activity (UDA)	0
17/18 Contracted orthodontic activity (UOA)	7,582
Carry forward orthodontic activity (UOA)	17
Baseline contract value	£497,243.64

ACCESS

	Contract	England and Wales
24 month ratio of assessments to patient IDs	1.02	1.09

ACTIVITY


Month	Adjusted Scheduled Activity (UOA)	
	2017	2018
April	34	-15
May	76	411
June	257	1,031
July	1,352	1,949
August	2,681	3,053
September	3,885	3,914
October	5,132	4,932
November	6,084	5,970
December	6,408	6,687
January	6,871	
February	7,312	
March	7,565	
April	7,565	
May	7,565	
June	7,565	

QUALITY

	Contract Quantity	Contract Base Number	Contract *	Region	England
% of all assessments that were assess and fit appliances (rolling 12 month period)	375	453	82.8%	57.7%	58.6%
% of all assessments that were assess and refuse (rolling 12 month period)	53	453	11.7%	11.3%	11.3%
% of all assessments that were assess and review (rolling 12 month period)	25	453	5.5%	31.0%	30.0%
% of terminated courses where treatment was abandoned or discontinued (rolling 12 month period)	23	310	7.4%	8.4%	7.4%
% of completed treatments indicating that PAR score was taken (year to date)	188	204	92.2%	61.0%	64.3%
Rate of removable appliances per 100 fixed appliances - proposed treatment (rolling 12 month period)	165	727	22.70	7.20	5.53
Rate of removable appliances per 100 fixed appliances - completed treatment (rolling 12 month period)	103	552	18.66	6.14	4.60
% of courses of treatment with removable appliances only - proposed treatment (rolling 12 month period)	5	375	1.3%	2.5%	1.9%
% of courses of treatment with removable appliances only - completed treatment (rolling 12 month period)	4	287	1.4%	1.6%	1.4%
% of patients satisfied with the treatment they have received (rolling 12 month period)	9	9	100.0%	96.5%	95.9%

* Figures in italics indicate that the base number is less than 100.

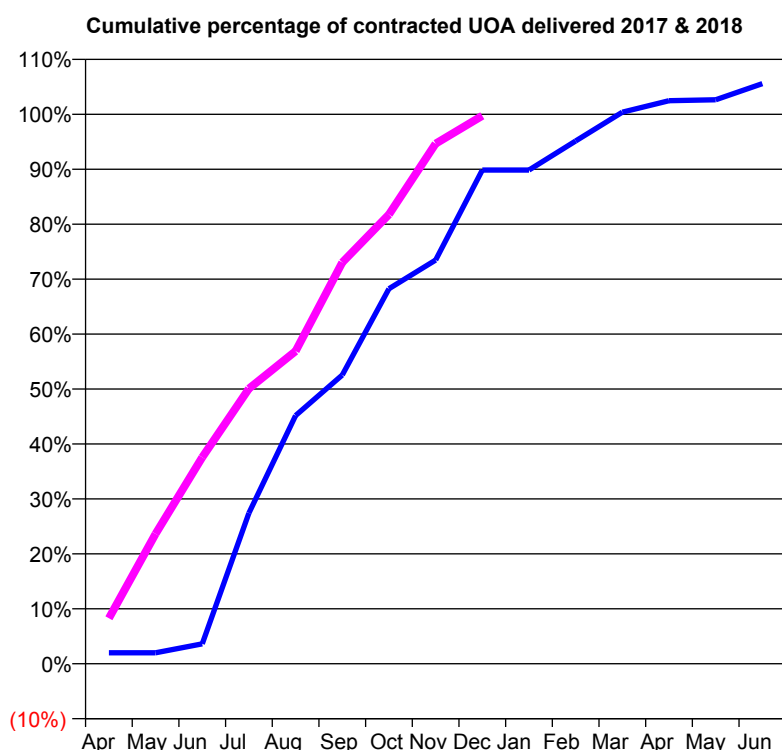
Q53 - Vital Signs Orthodontic At a Glance Contract Report for 114960/0001 - December 2017

Name or company name	Stratford Orthodontics Limited
Contract type name	PDS Contract
Purpose of contract	Orthodontic
Contract start date	01/08/2014
Contract end date	31/03/2018

17/18 Contracted general activity (UDA)	0
Carry forward general activity (UDA)	0
17/18 Contracted orthodontic activity (UOA)	12,500
Carry forward orthodontic activity (UOA)	-250
Baseline contract value	£819,852.78

ACCESS	Contract	England and Wales
--------	----------	-------------------

24 month ratio of assessments to patient IDs	1.10	1.09
--	------	------

ACTIVITY


Month	Adjusted Scheduled Activity (UOA)	
	2017	2018
April	250	1,036
May	250	2,957
June	455	4,698
July	3,430	6,260
August	5,647	7,111
September	6,570	9,128
October	8,530	10,221
November	9,185	11,833
December	11,230	12,467
January	11,230	
February	11,892	
March	12,549	
April	12,809	
May	12,831	
June	13,196	

QUALITY	Contract Quantity	Contract Base Number	Contract *	Region	England
---------	-------------------	----------------------	------------	--------	---------

% of all assessments that were assess and fit appliances (rolling 12 month period)	713	805	88.6%	57.7%	58.6%
% of all assessments that were assess and refuse (rolling 12 month period)	89	805	11.1%	11.3%	11.3%
% of all assessments that were assess and review (rolling 12 month period)	3	805	0.4%	31.0%	30.0%
% of terminated courses where treatment was abandoned or discontinued (rolling 12 month period)	21	538	3.9%	8.4%	7.4%
% of completed treatments indicating that PAR score was taken (year to date)	402	414	97.1%	61.0%	64.3%
Rate of removable appliances per 100 fixed appliances - proposed treatment (rolling 12 month period)	110	1,343	8.19	7.20	5.53
Rate of removable appliances per 100 fixed appliances - completed treatment (rolling 12 month period)	61	957	6.37	6.14	4.60
% of courses of treatment with removable appliances only - proposed treatment (rolling 12 month period)	31	713	4.3%	2.5%	1.9%
% of courses of treatment with removable appliances only - completed treatment (rolling 12 month period)	29	517	5.6%	1.6%	1.4%
% of patients satisfied with the treatment they have received (rolling 12 month period)	22	23	95.7%	96.5%	95.9%

* Figures in italics indicate that the base number is less than 100.

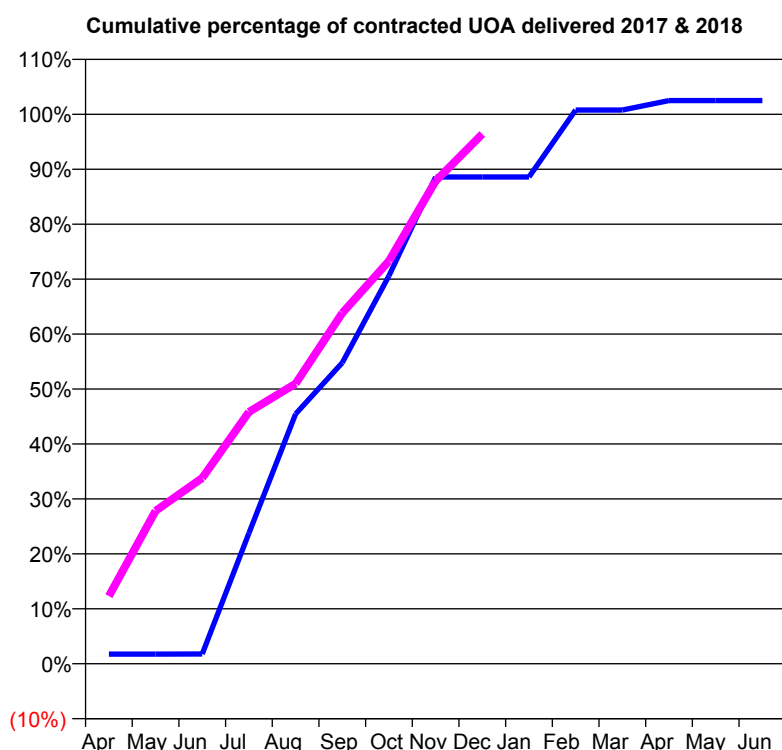
Q53 - Vital Signs Orthodontic At a Glance Contract Report for 142034/0001 - December 2017

Name or company name	Evesham Orthodontics Limited
Contract type name	PDS Contract
Purpose of contract	Orthodontic
Contract start date	01/06/2015
Contract end date	31/03/2018

17/18 Contracted general activity (UDA)	0
Carry forward general activity (UDA)	0
17/18 Contracted orthodontic activity (UOA)	2,452
Carry forward orthodontic activity (UOA)	-50
Baseline contract value	£151,776.67

ACCESS

	Contract	England and Wales
24 month ratio of assessments to patient IDs	1.12	1.09

ACTIVITY


Month	Adjusted Scheduled Activity (UOA)	
	2017	2018
April	43	302
May	43	682
June	44	829
July	583	1,124
August	1,115	1,250
September	1,343	1,565
October	1,731	1,797
November	2,172	2,154
December	2,172	2,364
January	2,172	
February	2,471	
March	2,471	
April	2,513	
May	2,513	
June	2,513	

QUALITY

	Contract Quantity	Contract Base Number	Contract *	Region	England
% of all assessments that were assess and fit appliances (rolling 12 month period)	129	134	96.3%	57.7%	58.6%
% of all assessments that were assess and refuse (rolling 12 month period)	5	134	3.7%	11.3%	11.3%
% of all assessments that were assess and review (rolling 12 month period)	0	134	0.0%	31.0%	30.0%
% of terminated courses where treatment was abandoned or discontinued (rolling 12 month period)	6	54	11.1%	8.4%	7.4%
% of completed treatments indicating that PAR score was taken (year to date)	30	32	93.8%	61.0%	64.3%
Rate of removable appliances per 100 fixed appliances - proposed treatment (rolling 12 month period)	12	253	4.74	7.20	5.53
Rate of removable appliances per 100 fixed appliances - completed treatment (rolling 12 month period)	4	63	6.35	6.14	4.60
% of courses of treatment with removable appliances only - proposed treatment (rolling 12 month period)	1	129	0.8%	2.5%	1.9%
% of courses of treatment with removable appliances only - completed treatment (rolling 12 month period)	3	48	6.3%	1.6%	1.4%
% of patients satisfied with the treatment they have received (rolling 12 month period)	2	2	100.0%	96.5%	95.9%

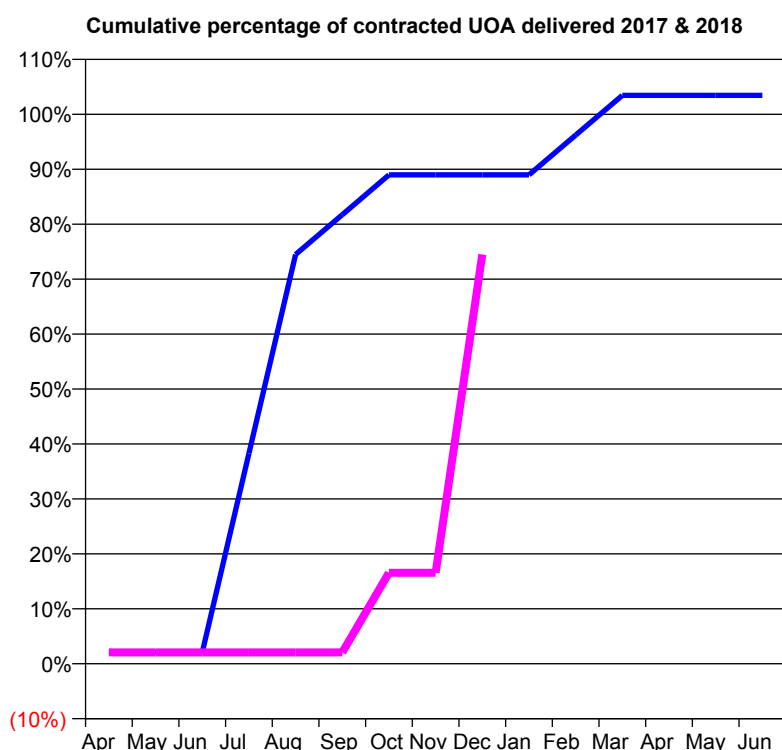
* Figures in italics indicate that the base number is less than 100.

Q53 - Vital Signs Orthodontic At a Glance Contract Report for 143502/0001 - December 2017

Name or company name	Light Lane Dental Practice
Contract type name	GDS Contract
Purpose of contract	General and Orthodontic
Contract start date	01/10/2015
Contract end date	

17/18 Contracted general activity (UDA)	22,006
Carry forward general activity (UDA)	769
17/18 Contracted orthodontic activity (UOA)	290
Carry forward orthodontic activity (UOA)	-6
Baseline contract value	£616,912.15

ACCESS	Contract	England and Wales
24 month ratio of assessments to patient IDs	1.00	1.09

ACTIVITY


Month	Adjusted Scheduled Activity (UOA)	
	2017	2018
April	6	6
May	6	6
June	6	6
July	111	6
August	216	6
September	237	6
October	258	48
November	258	48
December	258	216
January	258	
February	279	
March	300	
April	300	
May	300	
June	300	

QUALITY	Contract Quantity	Contract Base Number	Contract *	Region	England
% of all assessments that were assess and fit appliances (rolling 12 month period)	12	12	100.0%	57.7%	58.6%
% of all assessments that were assess and refuse (rolling 12 month period)	0	12	0.0%	11.3%	11.3%
% of all assessments that were assess and review (rolling 12 month period)	0	12	0.0%	31.0%	30.0%
% of terminated courses where treatment was abandoned or discontinued (rolling 12 month period)	0	1	0.0%	8.4%	7.4%
% of completed treatments indicating that PAR score was taken (year to date)	0	0	N/A	61.0%	64.3%
Rate of removable appliances per 100 fixed appliances - proposed treatment (rolling 12 month period)	0	24	0.00	7.20	5.53
Rate of removable appliances per 100 fixed appliances - completed treatment (rolling 12 month period)	0	2	0.00	6.14	4.60
% of courses of treatment with removable appliances only - proposed treatment (rolling 12 month period)	0	12	0.0%	2.5%	1.9%
% of courses of treatment with removable appliances only - completed treatment (rolling 12 month period)	0	1	0.0%	1.6%	1.4%
% of patients satisfied with the treatment they have received (rolling 12 month period)	0	0	N/A	96.5%	95.9%

* Figures in italics indicate that the base number is less than 100.

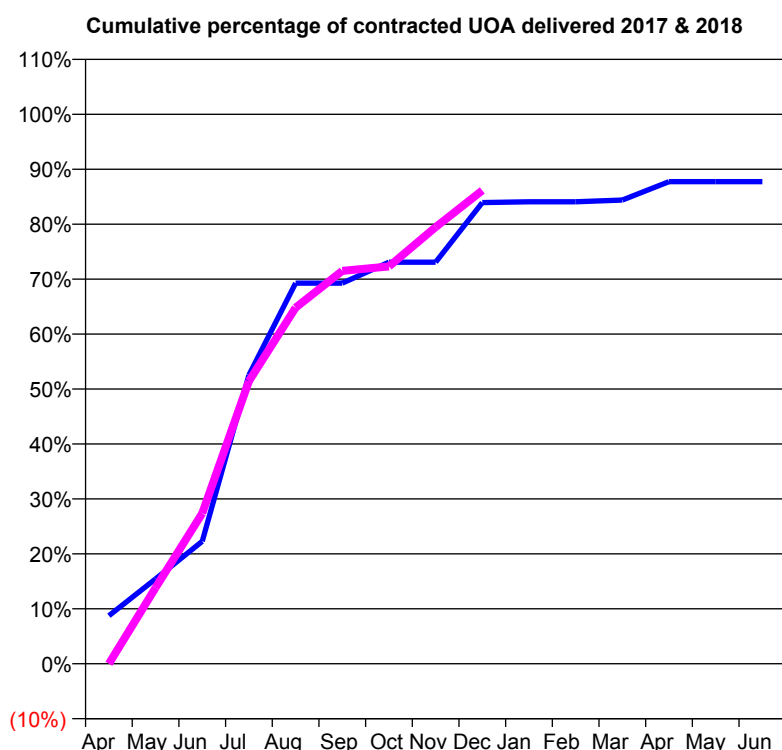
Q53 - Vital Signs Orthodontic At a Glance Contract Report for 150312/0001 - December 2017

Name or company name	Dorset House Dental
Contract type name	GDS Contract
Purpose of contract	General and Orthodontic
Contract start date	01/04/2015
Contract end date	

17/18 Contracted general activity (UDA)	21,588
Carry forward general activity (UDA)	0
17/18 Contracted orthodontic activity (UOA)	628
Carry forward orthodontic activity (UOA)	0
Baseline contract value	£697,556.96

ACCESS

	Contract	England and Wales
24 month ratio of assessments to patient IDs	1.01	1.09

ACTIVITY


Month	Adjusted Scheduled Activity (UOA)	
	2017	2018
April	55	0
May	97	87
June	140	172
July	330	323
August	435	407
September	435	449
October	459	454
November	459	499
December	527	541
January	528	
February	528	
March	530	
April	551	
May	551	
June	551	

QUALITY

	Contract Quantity	Contract Base Number	Contract *	Region	England
% of all assessments that were assess and fit appliances (rolling 12 month period)	27	46	58.7%	57.7%	58.6%
% of all assessments that were assess and refuse (rolling 12 month period)	13	46	28.3%	11.3%	11.3%
% of all assessments that were assess and review (rolling 12 month period)	6	46	13.0%	31.0%	30.0%
% of terminated courses where treatment was abandoned or discontinued (rolling 12 month period)	1	9	11.1%	8.4%	7.4%
% of completed treatments indicating that PAR score was taken (year to date)	8	8	100.0%	61.0%	64.3%
Rate of removable appliances per 100 fixed appliances - proposed treatment (rolling 12 month period)	1	12	8.33	7.20	5.53
Rate of removable appliances per 100 fixed appliances - completed treatment (rolling 12 month period)	3	9	33.33	6.14	4.60
% of courses of treatment with removable appliances only - proposed treatment (rolling 12 month period)	1	27	3.7%	2.5%	1.9%
% of courses of treatment with removable appliances only - completed treatment (rolling 12 month period)	2	8	25.0%	1.6%	1.4%
% of patients satisfied with the treatment they have received (rolling 12 month period)	1	1	100.0%	96.5%	95.9%

* Figures in italics indicate that the base number is less than 100.

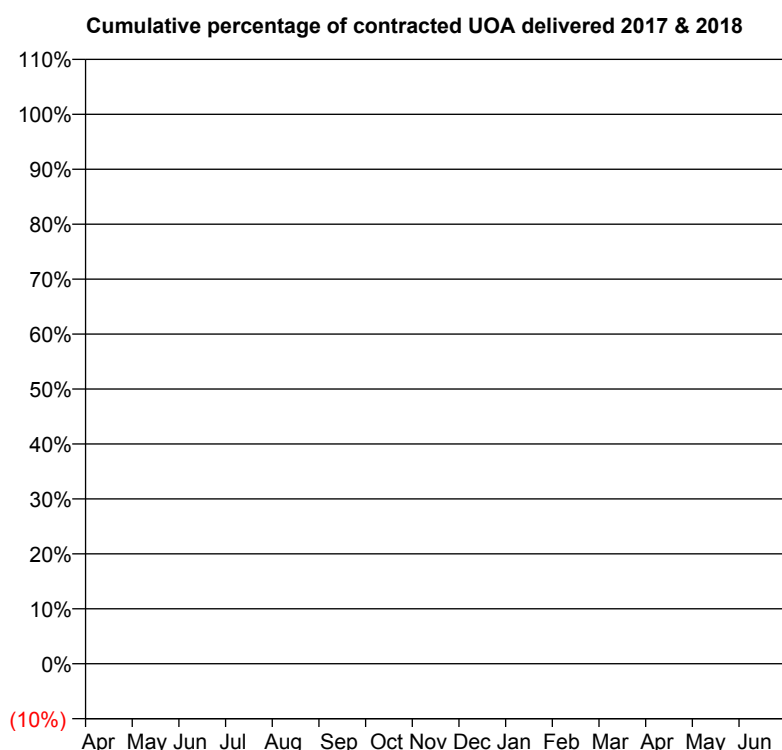
Q53 - Vital Signs Orthodontic At a Glance Contract Report for 167797/0002 - December 2017

Name or company name	Grafton House Dental Practice
Contract type name	PDS Plus Contract
Purpose of contract	General
Contract start date	01/04/2011
Contract end date	31/12/2017

17/18 Contracted general activity (UDA)	23,990
Carry forward general activity (UDA)	0
17/18 Contracted orthodontic activity (UOA)	0
Carry forward orthodontic activity (UOA)	0
Baseline contract value	£502,635.38

ACCESS

	Contract	England and Wales
24 month ratio of assessments to patient IDs	1.00	1.09

ACTIVITY


Month	Adjusted Scheduled Activity (UOA)	
	2017	2018
April	0	0
May	0	0
June	0	0
July	0	1
August	0	1
September	0	1
October	0	1
November	0	1
December	0	1
January	0	
February	0	
March	0	
April	0	
May	0	
June	0	

QUALITY

	Contract Quantity	Contract Base Number	Contract *	Region	England
% of all assessments that were assess and fit appliances (rolling 12 month period)	0	1	0.0%	57.7%	58.6%
% of all assessments that were assess and refuse (rolling 12 month period)	0	1	0.0%	11.3%	11.3%
% of all assessments that were assess and review (rolling 12 month period)	1	1	100.0%	31.0%	30.0%
% of terminated courses where treatment was abandoned or discontinued (rolling 12 month period)	0	0	N/A	8.4%	7.4%
% of completed treatments indicating that PAR score was taken (year to date)	0	0	N/A	61.0%	64.3%
Rate of removable appliances per 100 fixed appliances - proposed treatment (rolling 12 month period)	0	0	N/A	7.20	5.53
Rate of removable appliances per 100 fixed appliances - completed treatment (rolling 12 month period)	0	0	N/A	6.14	4.60
% of courses of treatment with removable appliances only - proposed treatment (rolling 12 month period)	0	0	N/A	2.5%	1.9%
% of courses of treatment with removable appliances only - completed treatment (rolling 12 month period)	0	0	N/A	1.6%	1.4%
% of patients satisfied with the treatment they have received (rolling 12 month period)	0	0	N/A	96.5%	95.9%

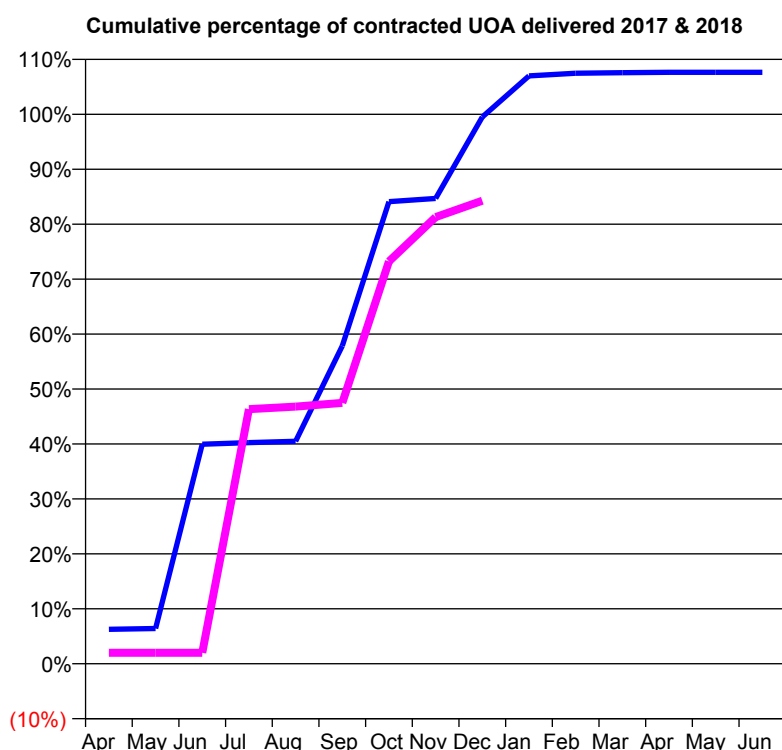
* Figures in italics indicate that the base number is less than 100.

Q53 - Vital Signs Orthodontic At a Glance Contract Report for 171212/0001 - December 2017

Name or company name	Castle Quay (Hereford) Limited
Contract type name	PDS Contract
Purpose of contract	Orthodontic
Contract start date	01/09/2012
Contract end date	31/03/2018

17/18 Contracted general activity (UDA)	0
Carry forward general activity (UDA)	0
17/18 Contracted orthodontic activity (UOA)	12,348
Carry forward orthodontic activity (UOA)	-247
Baseline contract value	£821,788.42

ACCESS	Contract	England and Wales
24 month ratio of assessments to patient IDs	1.06	1.09

ACTIVITY


Month	Adjusted Scheduled Activity (UOA)	
	2017	2018
April	774	247
May	794	247
June	4,933	247
July	4,970	5,721
August	5,000	5,778
September	7,142	5,863
October	10,385	9,041
November	10,455	10,036
December	12,288	10,405
January	13,210	
February	13,270	
March	13,281	
April	13,291	
May	13,291	
June	13,291	

QUALITY	Contract Quantity	Contract Base Number	Contract *	Region	England
% of all assessments that were assess and fit appliances (rolling 12 month period)	520	919	56.6%	57.7%	58.6%
% of all assessments that were assess and refuse (rolling 12 month period)	160	919	17.4%	11.3%	11.3%
% of all assessments that were assess and review (rolling 12 month period)	239	919	26.0%	31.0%	30.0%
% of terminated courses where treatment was abandoned or discontinued (rolling 12 month period)	62	477	13.0%	8.4%	7.4%
% of completed treatments indicating that PAR score was taken (year to date)	227	342	66.4%	61.0%	64.3%
Rate of removable appliances per 100 fixed appliances - proposed treatment (rolling 12 month period)	139	1,020	13.63	7.20	5.53
Rate of removable appliances per 100 fixed appliances - completed treatment (rolling 12 month period)	106	807	13.14	6.14	4.60
% of courses of treatment with removable appliances only - proposed treatment (rolling 12 month period)	9	520	1.7%	2.5%	1.9%
% of courses of treatment with removable appliances only - completed treatment (rolling 12 month period)	9	415	2.2%	1.6%	1.4%
% of patients satisfied with the treatment they have received (rolling 12 month period)	13	13	100.0%	96.5%	95.9%

* Figures in italics indicate that the base number is less than 100.

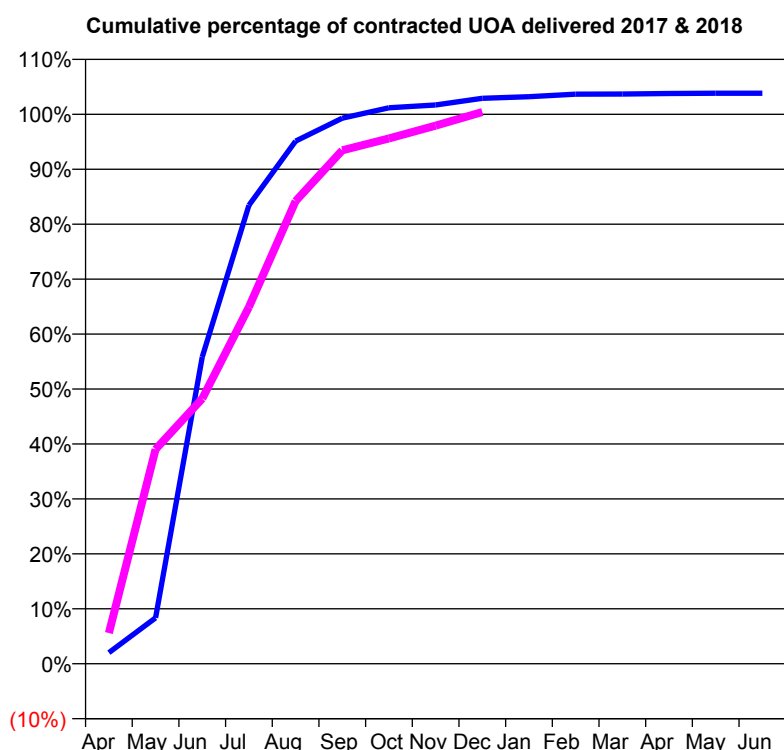
Q53 - Vital Signs Orthodontic At a Glance Contract Report for 174416/0001 - December 2017

Name or company name	Trinity Gate Ltd.
Contract type name	PDS Contract
Purpose of contract	Orthodontic
Contract start date	01/06/2012
Contract end date	31/03/2018

17/18 Contracted general activity (UDA)	0
Carry forward general activity (UDA)	0
17/18 Contracted orthodontic activity (UOA)	4,097
Carry forward orthodontic activity (UOA)	-82
Baseline contract value	£268,912.40

ACCESS

	Contract	England and Wales
24 month ratio of assessments to patient IDs	1.05	1.09

ACTIVITY


Month	Adjusted Scheduled Activity (UOA)	
	2017	2018
April	83	229
May	343	1,599
June	2,287	1,977
July	3,419	2,660
August	3,897	3,449
September	4,068	3,828
October	4,145	3,917
November	4,166	4,012
December	4,216	4,114
January	4,228	
February	4,247	
March	4,248	
April	4,252	
May	4,254	
June	4,254	

QUALITY

	Contract Quantity	Contract Base Number	Contract *	Region	England
% of all assessments that were assess and fit appliances (rolling 12 month period)	191	298	64.1%	57.7%	58.6%
% of all assessments that were assess and refuse (rolling 12 month period)	50	298	16.8%	11.3%	11.3%
% of all assessments that were assess and review (rolling 12 month period)	57	298	19.1%	31.0%	30.0%
% of terminated courses where treatment was abandoned or discontinued (rolling 12 month period)	46	257	17.9%	8.4%	7.4%
% of completed treatments indicating that PAR score was taken (year to date)	157	182	86.3%	61.0%	64.3%
Rate of removable appliances per 100 fixed appliances - proposed treatment (rolling 12 month period)	60	223	26.91	7.20	5.53
Rate of removable appliances per 100 fixed appliances - completed treatment (rolling 12 month period)	49	256	19.14	6.14	4.60
% of courses of treatment with removable appliances only - proposed treatment (rolling 12 month period)	57	191	29.8%	2.5%	1.9%
% of courses of treatment with removable appliances only - completed treatment (rolling 12 month period)	45	211	21.3%	1.6%	1.4%
% of patients satisfied with the treatment they have received (rolling 12 month period)	7	7	100.0%	96.5%	95.9%

* Figures in italics indicate that the base number is less than 100.

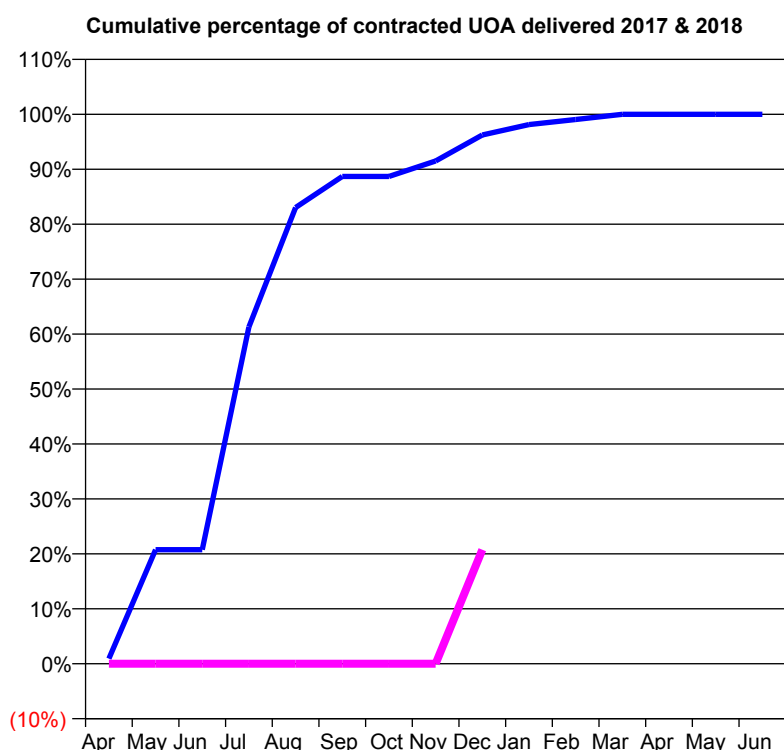
Q53 - Vital Signs Orthodontic At a Glance Contract Report for 179531/0001 - December 2017

Name or company name	Mr & Mrs Parvis
Contract type name	GDS Contract
Purpose of contract	General and Orthodontic
Contract start date	01/07/2013
Contract end date	

17/18 Contracted general activity (UDA)	14,510
Carry forward general activity (UDA)	47
17/18 Contracted orthodontic activity (UOA)	106
Carry forward orthodontic activity (UOA)	0
Baseline contract value	£365,767.35

ACCESS

	Contract	England and Wales
24 month ratio of assessments to patient IDs	1.07	1.09

ACTIVITY


Month	Adjusted Scheduled Activity (UOA)	
	2017	2018
April	1	0
May	22	0
June	22	0
July	65	0
August	88	0
September	94	0
October	94	0
November	97	0
December	102	22
January	104	
February	105	
March	106	
April	106	
May	106	
June	106	

QUALITY

	Contract Quantity	Contract Base Number	Contract *	Region	England
% of all assessments that were assess and fit appliances (rolling 12 month period)	1	6	16.7%	57.7%	58.6%
% of all assessments that were assess and refuse (rolling 12 month period)	1	6	16.7%	11.3%	11.3%
% of all assessments that were assess and review (rolling 12 month period)	4	6	66.7%	31.0%	30.0%
% of terminated courses where treatment was abandoned or discontinued (rolling 12 month period)	0	5	0.0%	8.4%	7.4%
% of completed treatments indicating that PAR score was taken (year to date)	3	4	75.0%	61.0%	64.3%
Rate of removable appliances per 100 fixed appliances - proposed treatment (rolling 12 month period)	0	1	0.00	7.20	5.53
Rate of removable appliances per 100 fixed appliances - completed treatment (rolling 12 month period)	0	2	0.00	6.14	4.60
% of courses of treatment with removable appliances only - proposed treatment (rolling 12 month period)	0	1	0.0%	2.5%	1.9%
% of courses of treatment with removable appliances only - completed treatment (rolling 12 month period)	0	5	0.0%	1.6%	1.4%
% of patients satisfied with the treatment they have received (rolling 12 month period)	0	0	N/A	96.5%	95.9%

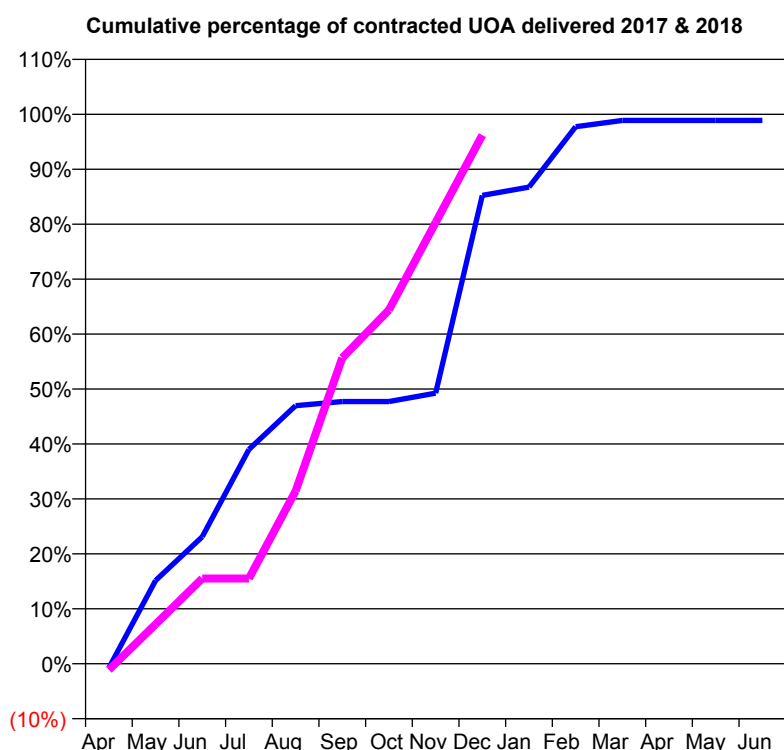
* Figures in italics indicate that the base number is less than 100.

Q53 - Vital Signs Orthodontic At a Glance Contract Report for 179531/0002 - December 2017

Name or company name	Mr & Mrs Parvis
Contract type name	GDS Contract
Purpose of contract	General and Orthodontic
Contract start date	01/07/2013
Contract end date	

17/18 Contracted general activity (UDA)	16,334
Carry forward general activity (UDA)	17
17/18 Contracted orthodontic activity (UOA)	264
Carry forward orthodontic activity (UOA)	3
Baseline contract value	£433,199.60

ACCESS	Contract	England and Wales
24 month ratio of assessments to patient IDs	1.24	1.09

ACTIVITY


Month	Adjusted Scheduled Activity (UOA)	
	2017	2018
April	-2	-3
May	40	19
June	61	41
July	103	41
August	124	83
September	126	147
October	126	170
November	130	212
December	225	254
January	229	
February	258	
March	261	
April	261	
May	261	
June	261	

QUALITY	Contract Quantity	Contract Base Number	Contract *	Region	England
% of all assessments that were assess and fit appliances (rolling 12 month period)	13	33	39.4%	57.7%	58.6%
% of all assessments that were assess and refuse (rolling 12 month period)	2	33	6.1%	11.3%	11.3%
% of all assessments that were assess and review (rolling 12 month period)	18	33	54.5%	31.0%	30.0%
% of terminated courses where treatment was abandoned or discontinued (rolling 12 month period)	0	14	0.0%	8.4%	7.4%
% of completed treatments indicating that PAR score was taken (year to date)	9	10	90.0%	61.0%	64.3%
Rate of removable appliances per 100 fixed appliances - proposed treatment (rolling 12 month period)	4	10	40.00	7.20	5.53
Rate of removable appliances per 100 fixed appliances - completed treatment (rolling 12 month period)	0	14	0.00	6.14	4.60
% of courses of treatment with removable appliances only - proposed treatment (rolling 12 month period)	4	13	30.8%	2.5%	1.9%
% of courses of treatment with removable appliances only - completed treatment (rolling 12 month period)	0	14	0.0%	1.6%	1.4%
% of patients satisfied with the treatment they have received (rolling 12 month period)	1	1	100.0%	96.5%	95.9%

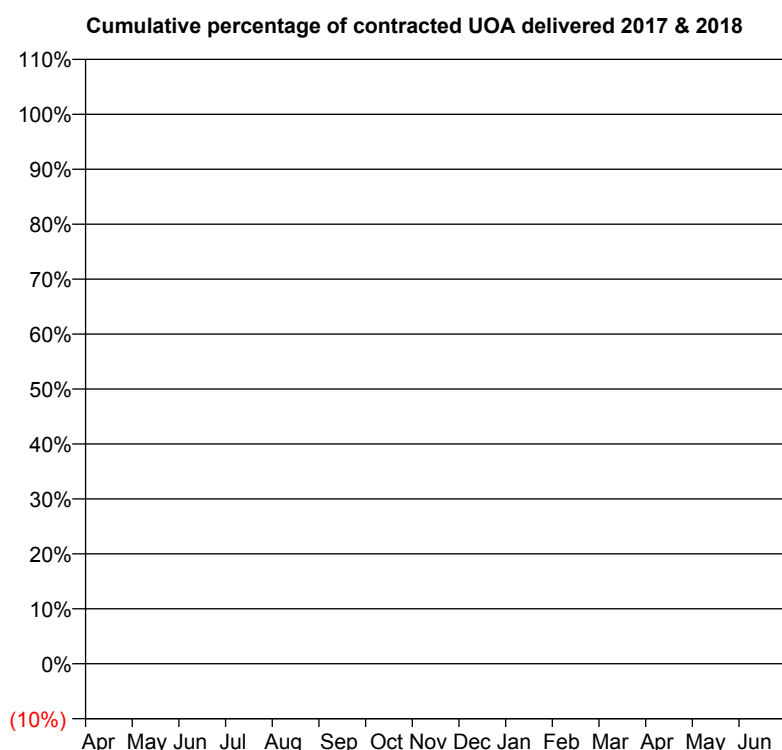
* Figures in italics indicate that the base number is less than 100.

Q53 - Vital Signs Orthodontic At a Glance Contract Report for 188891/0001 - December 2017

Name or company name	Coventry Community Dental Services	17/18 Contracted general activity (UDA)	0
Contract type name	PDS Contract	Carry forward general activity (UDA)	0
Purpose of contract	General	17/18 Contracted orthodontic activity (UOA)	0
Contract start date	01/10/2006	Carry forward orthodontic activity (UOA)	0
Contract end date	31/03/2018	Baseline contract value	£0.00

ACCESS

	Contract	England and Wales
24 month ratio of assessments to patient IDs	1.14	1.09

ACTIVITY


Month	Adjusted Scheduled Activity (UOA)	
	2017	2018
April	6	105
May	9	176
June	80	242
July	219	328
August	491	527
September	617	635
October	699	679
November	768	892
December	896	1,083
January	1,111	
February	1,196	
March	1,326	
April	1,393	
May	1,393	
June	1,393	

QUALITY

	Contract Quantity	Contract Base Number	Contract *	Region	England
% of all assessments that were assess and fit appliances (rolling 12 month period)	79	121	65.3%	57.7%	58.6%
% of all assessments that were assess and refuse (rolling 12 month period)	2	121	1.7%	11.3%	11.3%
% of all assessments that were assess and review (rolling 12 month period)	40	121	33.1%	31.0%	30.0%
% of terminated courses where treatment was abandoned or discontinued (rolling 12 month period)	10	68	14.7%	8.4%	7.4%
% of completed treatments indicating that PAR score was taken (year to date)	38	38	100.0%	61.0%	64.3%
Rate of removable appliances per 100 fixed appliances - proposed treatment (rolling 12 month period)	17	146	11.64	7.20	5.53
Rate of removable appliances per 100 fixed appliances - completed treatment (rolling 12 month period)	19	113	16.81	6.14	4.60
% of courses of treatment with removable appliances only - proposed treatment (rolling 12 month period)	1	79	1.3%	2.5%	1.9%
% of courses of treatment with removable appliances only - completed treatment (rolling 12 month period)	0	58	0.0%	1.6%	1.4%
% of patients satisfied with the treatment they have received (rolling 12 month period)	3	3	100.0%	96.5%	95.9%

* Figures in italics indicate that the base number is less than 100.

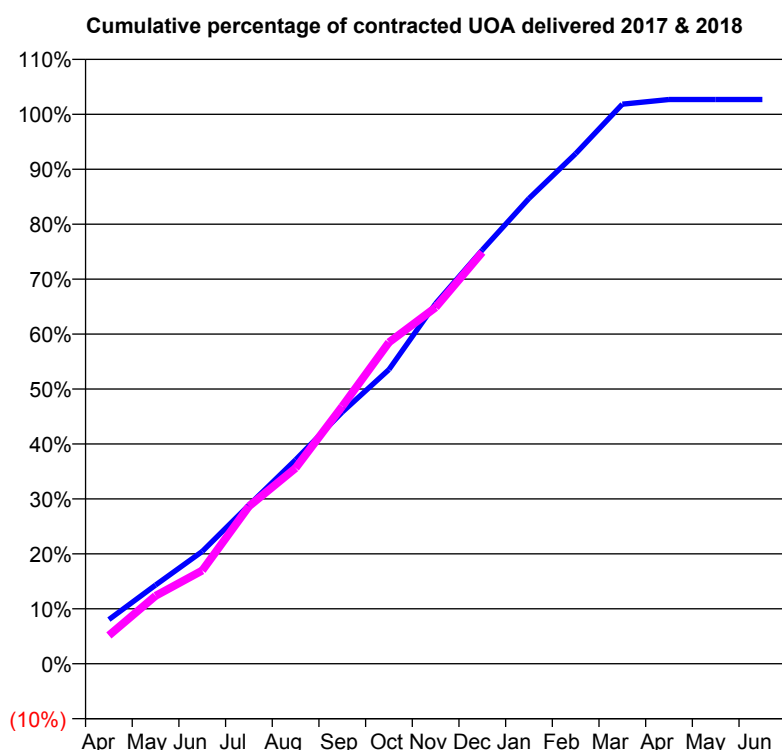
Q53 - Vital Signs Orthodontic At a Glance Contract Report for 193143/0002 - December 2017

Name or company name	Mark Forty and Christiane Louise Scanlan
Contract type name	PDS Contract
Purpose of contract	Orthodontic
Contract start date	01/06/2007
Contract end date	31/03/2018

17/18 Contracted general activity (UDA)	0
Carry forward general activity (UDA)	0
17/18 Contracted orthodontic activity (UOA)	6,467
Carry forward orthodontic activity (UOA)	-130
Baseline contract value	£424,055.28

ACCESS

	Contract	England and Wales
24 month ratio of assessments to patient IDs	1.20	1.09

ACTIVITY


Month	Adjusted Scheduled Activity (UOA)	
	2017	2018
April	520	334
May	927	800
June	1,322	1,098
July	1,867	1,853
August	2,401	2,303
September	2,962	3,030
October	3,462	3,783
November	4,240	4,194
December	4,870	4,844
January	5,477	
February	6,004	
March	6,586	
April	6,640	
May	6,640	
June	6,640	

QUALITY

	Contract Quantity	Contract Base Number	Contract *	Region	England
% of all assessments that were assess and fit appliances (rolling 12 month period)	297	767	38.7%	57.7%	58.6%
% of all assessments that were assess and refuse (rolling 12 month period)	113	767	14.7%	11.3%	11.3%
% of all assessments that were assess and review (rolling 12 month period)	357	767	46.5%	31.0%	30.0%
% of terminated courses where treatment was abandoned or discontinued (rolling 12 month period)	19	242	7.9%	8.4%	7.4%
% of completed treatments indicating that PAR score was taken (year to date)	146	174	83.9%	61.0%	64.3%
Rate of removable appliances per 100 fixed appliances - proposed treatment (rolling 12 month period)	9	549	1.64	7.20	5.53
Rate of removable appliances per 100 fixed appliances - completed treatment (rolling 12 month period)	15	386	3.89	6.14	4.60
% of courses of treatment with removable appliances only - proposed treatment (rolling 12 month period)	9	297	3.0%	2.5%	1.9%
% of courses of treatment with removable appliances only - completed treatment (rolling 12 month period)	10	223	4.5%	1.6%	1.4%
% of patients satisfied with the treatment they have received (rolling 12 month period)	6	6	100.0%	96.5%	95.9%

* Figures in italics indicate that the base number is less than 100.

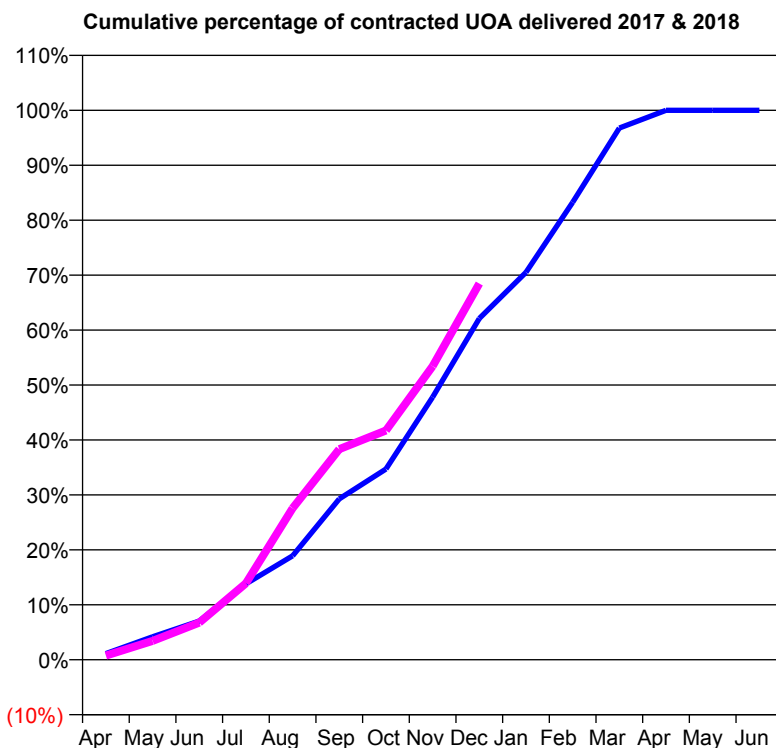
Q53 - Vital Signs Orthodontic At a Glance Contract Report for 198641/0001 - December 2017

Name or company name	Pinnacle Orthodontics
Contract type name	PDS Contract
Purpose of contract	Orthodontic
Contract start date	01/10/2012
Contract end date	31/03/2018

17/18 Contracted general activity (UDA)	0
Carry forward general activity (UDA)	0
17/18 Contracted orthodontic activity (UOA)	16,512
Carry forward orthodontic activity (UOA)	0
Baseline contract value	£1,121,152.49

ACCESS

	Contract	England and Wales
24 month ratio of assessments to patient IDs	1.03	1.09

ACTIVITY


Month	Adjusted Scheduled Activity (UOA)	
	2017	2018
April	188	127
May	691	568
June	1,165	1,114
July	2,283	2,299
August	3,122	4,553
September	4,836	6,329
October	5,733	6,888
November	7,892	8,822
December	10,256	11,307
January	11,644	
February	13,745	
March	15,976	
April	16,512	
May	16,512	
June	16,512	

QUALITY

	Contract Quantity	Contract Base Number	Contract *	Region	England
% of all assessments that were assess and fit appliances (rolling 12 month period)	831	1,062	78.2%	57.7%	58.6%
% of all assessments that were assess and refuse (rolling 12 month period)	49	1,062	4.6%	11.3%	11.3%
% of all assessments that were assess and review (rolling 12 month period)	182	1,062	17.1%	31.0%	30.0%
% of terminated courses where treatment was abandoned or discontinued (rolling 12 month period)	30	453	6.6%	8.4%	7.4%
% of completed treatments indicating that PAR score was taken (year to date)	305	334	91.3%	61.0%	64.3%
Rate of removable appliances per 100 fixed appliances - proposed treatment (rolling 12 month period)	369	1,612	22.89	7.20	5.53
Rate of removable appliances per 100 fixed appliances - completed treatment (rolling 12 month period)	173	818	21.15	6.14	4.60
% of courses of treatment with removable appliances only - proposed treatment (rolling 12 month period)	8	831	1.0%	2.5%	1.9%
% of courses of treatment with removable appliances only - completed treatment (rolling 12 month period)	7	423	1.7%	1.6%	1.4%
% of patients satisfied with the treatment they have received (rolling 12 month period)	28	28	100.0%	96.5%	95.9%

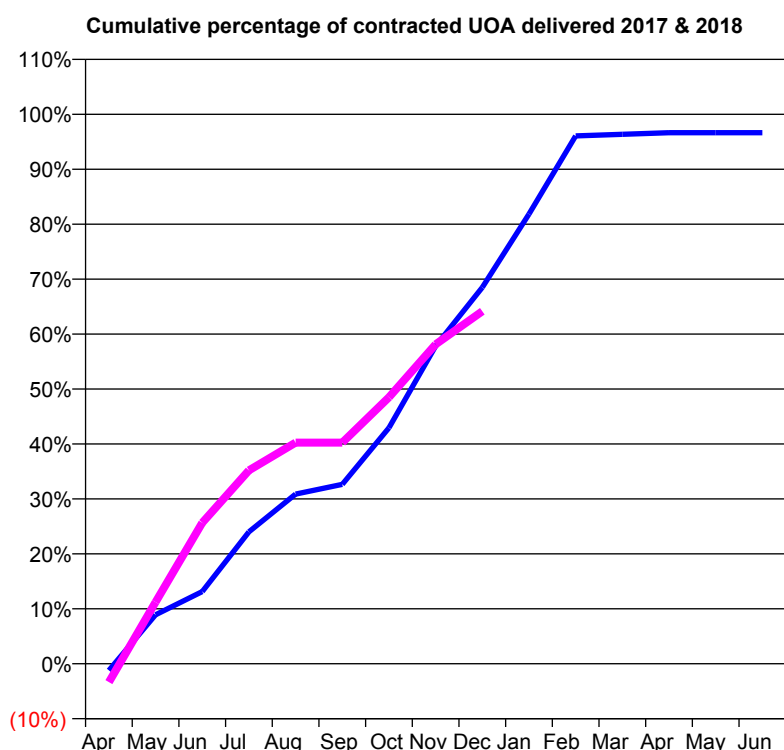
* Figures in italics indicate that the base number is less than 100.

Q53 - Vital Signs Orthodontic At a Glance Contract Report for 239984/0001 - December 2017

Name or company name	Old Square Orthodontics Limited
Contract type name	PDS Contract
Purpose of contract	Orthodontic
Contract start date	01/04/2006
Contract end date	31/03/2018

17/18 Contracted general activity (UDA)	0
Carry forward general activity (UDA)	0
17/18 Contracted orthodontic activity (UOA)	2,716
Carry forward orthodontic activity (UOA)	91
Baseline contract value	£178,140.54

ACCESS	Contract	England and Wales
24 month ratio of assessments to patient IDs	1.03	1.09

ACTIVITY


Month	Adjusted Scheduled Activity (UOA)	
	2017	2018
April	-33	-91
May	242	305
June	357	697
July	652	956
August	839	1,093
September	887	1,093
October	1,166	1,317
November	1,570	1,579
December	1,860	1,742
January	2,223	
February	2,609	
March	2,617	
April	2,625	
May	2,625	
June	2,625	

QUALITY	Contract Quantity	Contract Base Number	Contract *	Region	England
% of all assessments that were assess and fit appliances (rolling 12 month period)	125	234	53.4%	57.7%	58.6%
% of all assessments that were assess and refuse (rolling 12 month period)	21	234	9.0%	11.3%	11.3%
% of all assessments that were assess and review (rolling 12 month period)	88	234	37.6%	31.0%	30.0%
% of terminated courses where treatment was abandoned or discontinued (rolling 12 month period)	1	94	1.1%	8.4%	7.4%
% of completed treatments indicating that PAR score was taken (year to date)	61	69	88.4%	61.0%	64.3%
Rate of removable appliances per 100 fixed appliances - proposed treatment (rolling 12 month period)	36	237	15.19	7.20	5.53
Rate of removable appliances per 100 fixed appliances - completed treatment (rolling 12 month period)	0	1	0.00	6.14	4.60
% of courses of treatment with removable appliances only - proposed treatment (rolling 12 month period)	1	125	0.8%	2.5%	1.9%
% of courses of treatment with removable appliances only - completed treatment (rolling 12 month period)	0	93	0.0%	1.6%	1.4%
% of patients satisfied with the treatment they have received (rolling 12 month period)	4	4	100.0%	96.5%	95.9%

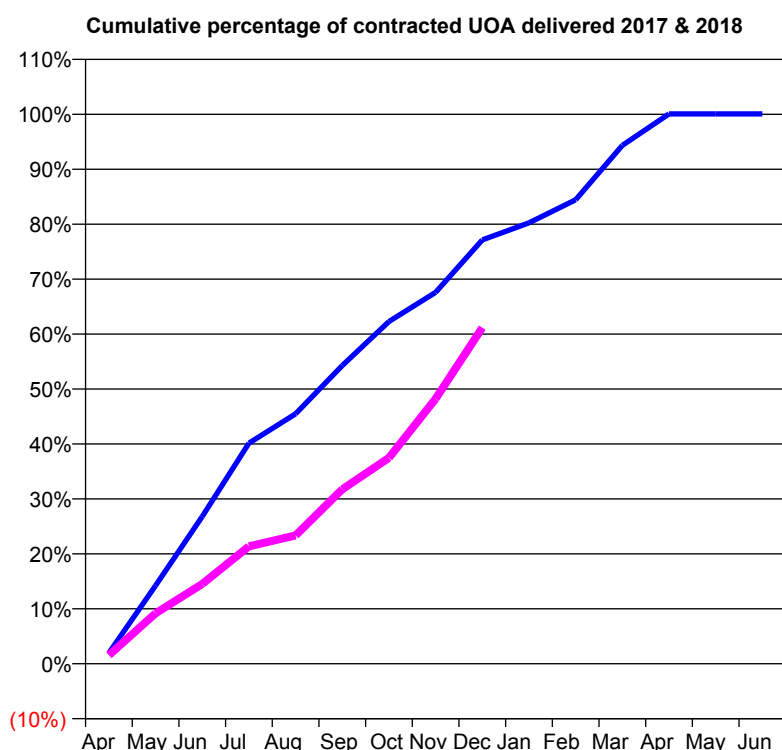
* Figures in italics indicate that the base number is less than 100.

Q53 - Vital Signs Orthodontic At a Glance Contract Report for 243868/0006 - December 2017

Name or company name	MRS CM BARRS
Contract type name	PDS Contract
Purpose of contract	Orthodontic
Contract start date	01/04/2007
Contract end date	31/03/2018

17/18 Contracted general activity (UDA)	0
Carry forward general activity (UDA)	0
17/18 Contracted orthodontic activity (UOA)	5,516
Carry forward orthodontic activity (UOA)	-3
Baseline contract value	£361,790.35

ACCESS	Contract	England and Wales
24 month ratio of assessments to patient IDs	1.01	1.09

ACTIVITY


Month	Adjusted Scheduled Activity (UOA)	
	2017	2018
April	109	87
May	785	507
June	1,478	801
July	2,215	1,179
August	2,509	1,288
September	2,994	1,751
October	3,435	2,068
November	3,729	2,660
December	4,254	3,374
January	4,426	
February	4,658	
March	5,204	
April	5,519	
May	5,519	
June	5,519	

QUALITY	Contract Quantity	Contract Base Number	Contract *	Region	England
% of all assessments that were assess and fit appliances (rolling 12 month period)	225	231	97.4%	57.7%	58.6%
% of all assessments that were assess and refuse (rolling 12 month period)	0	231	0.0%	11.3%	11.3%
% of all assessments that were assess and review (rolling 12 month period)	6	231	2.6%	31.0%	30.0%
% of terminated courses where treatment was abandoned or discontinued (rolling 12 month period)	13	211	6.2%	8.4%	7.4%
% of completed treatments indicating that PAR score was taken (year to date)	123	155	79.4%	61.0%	64.3%
Rate of removable appliances per 100 fixed appliances - proposed treatment (rolling 12 month period)	49	244	20.08	7.20	5.53
Rate of removable appliances per 100 fixed appliances - completed treatment (rolling 12 month period)	14	106	13.21	6.14	4.60
% of courses of treatment with removable appliances only - proposed treatment (rolling 12 month period)	1	225	0.4%	2.5%	1.9%
% of courses of treatment with removable appliances only - completed treatment (rolling 12 month period)	0	198	0.0%	1.6%	1.4%
% of patients satisfied with the treatment they have received (rolling 12 month period)	8	9	88.9%	96.5%	95.9%

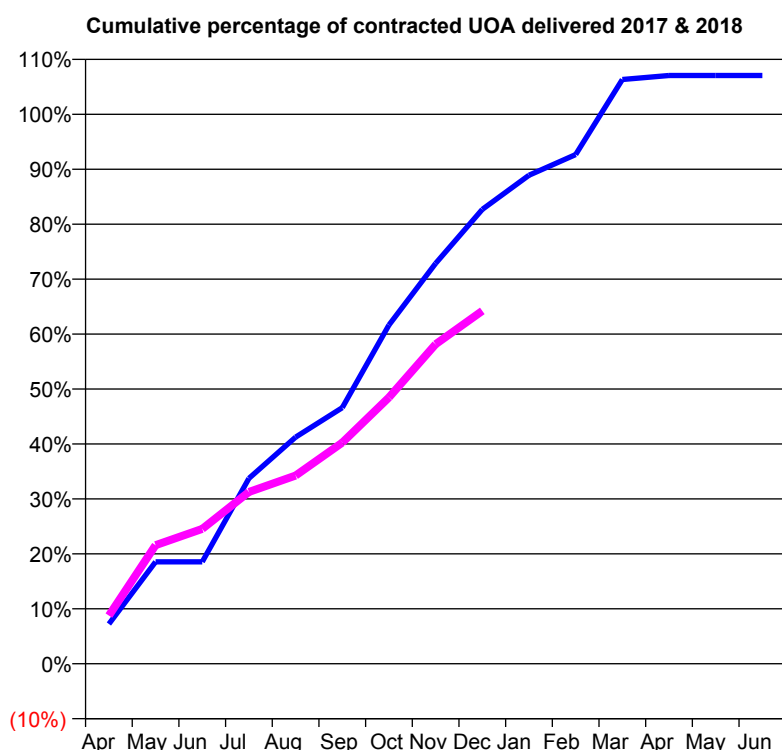
* Figures in italics indicate that the base number is less than 100.

Q53 - Vital Signs Orthodontic At a Glance Contract Report for 243868/0009 - December 2017

Name or company name	MRS CM BARRS
Contract type name	PDS Contract
Purpose of contract	Orthodontic
Contract start date	01/10/2008
Contract end date	31/03/2018

17/18 Contracted general activity (UDA)	0
Carry forward general activity (UDA)	0
17/18 Contracted orthodontic activity (UOA)	2,818
Carry forward orthodontic activity (UOA)	-57
Baseline contract value	£184,830.54

ACCESS	Contract	England and Wales
24 month ratio of assessments to patient IDs	1.00	1.09

ACTIVITY


Month	Adjusted Scheduled Activity (UOA)	
	2017	2018
April	204	247
May	523	608
June	523	692
July	951	881
August	1,162	965
September	1,313	1,134
October	1,737	1,366
November	2,053	1,639
December	2,330	1,810
January	2,505	
February	2,611	
March	2,996	
April	3,017	
May	3,017	
June	3,017	

QUALITY	Contract Quantity	Contract Base Number	Contract *	Region	England
% of all assessments that were assess and fit appliances (rolling 12 month period)	117	130	90.0%	57.7%	58.6%
% of all assessments that were assess and refuse (rolling 12 month period)	0	130	0.0%	11.3%	11.3%
% of all assessments that were assess and review (rolling 12 month period)	13	130	10.0%	31.0%	30.0%
% of terminated courses where treatment was abandoned or discontinued (rolling 12 month period)	13	156	8.3%	8.4%	7.4%
% of completed treatments indicating that PAR score was taken (year to date)	88	97	90.7%	61.0%	64.3%
Rate of removable appliances per 100 fixed appliances - proposed treatment (rolling 12 month period)	28	125	22.40	7.20	5.53
Rate of removable appliances per 100 fixed appliances - completed treatment (rolling 12 month period)	2	61	3.28	6.14	4.60
% of courses of treatment with removable appliances only - proposed treatment (rolling 12 month period)	3	117	2.6%	2.5%	1.9%
% of courses of treatment with removable appliances only - completed treatment (rolling 12 month period)	1	143	0.7%	1.6%	1.4%
% of patients satisfied with the treatment they have received (rolling 12 month period)	6	6	100.0%	96.5%	95.9%

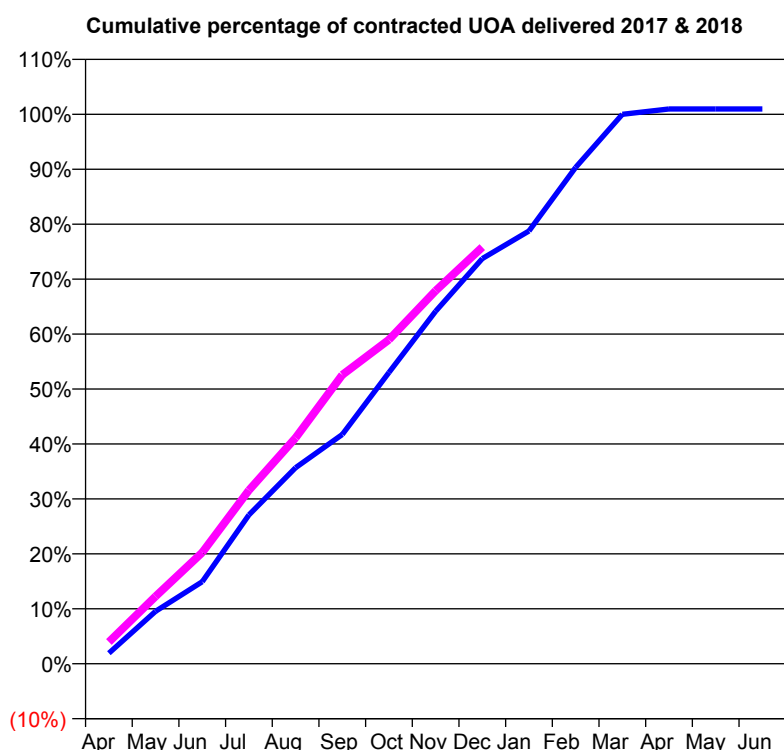
* Figures in italics indicate that the base number is less than 100.

Q53 - Vital Signs Orthodontic At a Glance Contract Report for 274895/0001 - December 2017

Name or company name	Accessible Orthodontics (AD) Ltd
Contract type name	PDS Contract
Purpose of contract	Orthodontic
Contract start date	01/04/2006
Contract end date	31/03/2018

17/18 Contracted general activity (UDA)	0
Carry forward general activity (UDA)	0
17/18 Contracted orthodontic activity (UOA)	17,407
Carry forward orthodontic activity (UOA)	-167
Baseline contract value	£1,141,712.25

ACCESS	Contract	England and Wales
24 month ratio of assessments to patient IDs	1.06	1.09

ACTIVITY


Month	Adjusted Scheduled Activity (UOA)	
	2017	2018
April	336	690
May	1,662	2,135
June	2,600	3,523
July	4,716	5,498
August	6,212	7,157
September	7,265	9,152
October	9,229	10,265
November	11,165	11,819
December	12,837	13,199
January	13,710	
February	15,726	
March	17,406	
April	17,574	
May	17,574	
June	17,574	

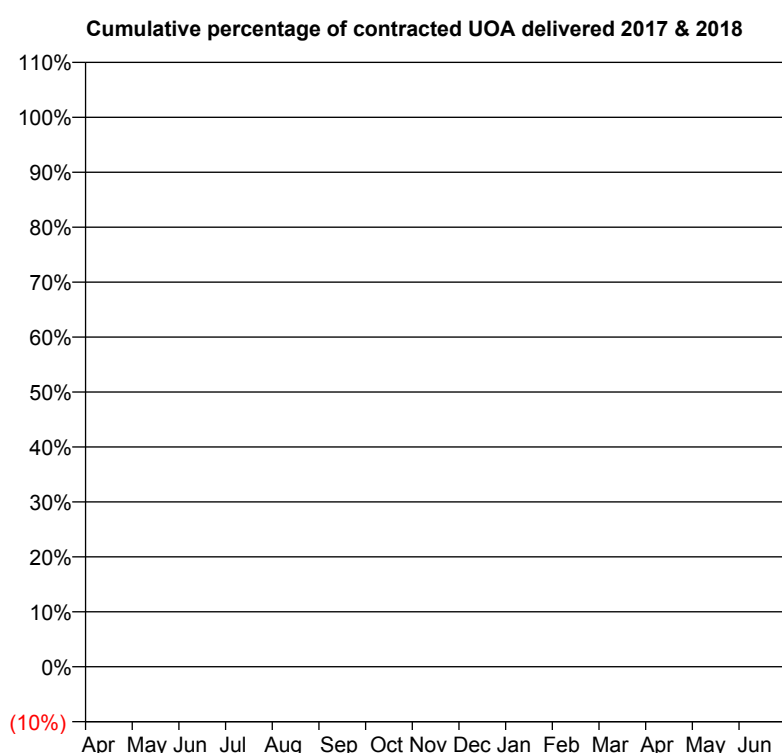
QUALITY	Contract Quantity	Contract Base Number	Contract *	Region	England
% of all assessments that were assess and fit appliances (rolling 12 month period)	831	1,149	72.3%	57.7%	58.6%
% of all assessments that were assess and refuse (rolling 12 month period)	0	1,149	0.0%	11.3%	11.3%
% of all assessments that were assess and review (rolling 12 month period)	318	1,149	27.7%	31.0%	30.0%
% of terminated courses where treatment was abandoned or discontinued (rolling 12 month period)	5	658	0.8%	8.4%	7.4%
% of completed treatments indicating that PAR score was taken (year to date)	493	495	99.6%	61.0%	64.3%
Rate of removable appliances per 100 fixed appliances - proposed treatment (rolling 12 month period)	0	1,648	0.00	7.20	5.53
Rate of removable appliances per 100 fixed appliances - completed treatment (rolling 12 month period)	0	1,300	0.00	6.14	4.60
% of courses of treatment with removable appliances only - proposed treatment (rolling 12 month period)	0	831	0.0%	2.5%	1.9%
% of courses of treatment with removable appliances only - completed treatment (rolling 12 month period)	0	653	0.0%	1.6%	1.4%
% of patients satisfied with the treatment they have received (rolling 12 month period)	30	30	100.0%	96.5%	95.9%

* Figures in italics indicate that the base number is less than 100.

Q53 - Vital Signs Orthodontic At a Glance Contract Report for 324574/0008 - December 2017

Name or company name	MRS CM OWEN	17/18 Contracted general activity (UDA)	0
Contract type name	PDS Contract	Carry forward general activity (UDA)	0
Purpose of contract	General	17/18 Contracted orthodontic activity (UOA)	0
Contract start date	28/04/2008	Carry forward orthodontic activity (UOA)	0
Contract end date	27/04/2018	Baseline contract value	£0.00

ACCESS	Contract	England and Wales
24 month ratio of assessments to patient IDs	1.00	1.09

ACTIVITY


Month	Adjusted Scheduled Activity (UOA)	
	2017	2018
April	0	0
May	0	0
June	0	0
July	0	0
August	0	0
September	0	0
October	0	0
November	0	1
December	0	1
January	0	
February	0	
March	0	
April	0	
May	0	
June	0	

QUALITY

	Contract Quantity	Contract Base Number	Contract *	Region	England
% of all assessments that were assess and fit appliances (rolling 12 month period)	0	1	0.0%	57.7%	58.6%
% of all assessments that were assess and refuse (rolling 12 month period)	0	1	0.0%	11.3%	11.3%
% of all assessments that were assess and review (rolling 12 month period)	1	1	100.0%	31.0%	30.0%
% of terminated courses where treatment was abandoned or discontinued (rolling 12 month period)	0	0	N/A	8.4%	7.4%
% of completed treatments indicating that PAR score was taken (year to date)	0	0	N/A	61.0%	64.3%
Rate of removable appliances per 100 fixed appliances - proposed treatment (rolling 12 month period)	0	0	N/A	7.20	5.53
Rate of removable appliances per 100 fixed appliances - completed treatment (rolling 12 month period)	0	0	N/A	6.14	4.60
% of courses of treatment with removable appliances only - proposed treatment (rolling 12 month period)	0	0	N/A	2.5%	1.9%
% of courses of treatment with removable appliances only - completed treatment (rolling 12 month period)	0	0	N/A	1.6%	1.4%
% of patients satisfied with the treatment they have received (rolling 12 month period)	0	0	N/A	96.5%	95.9%

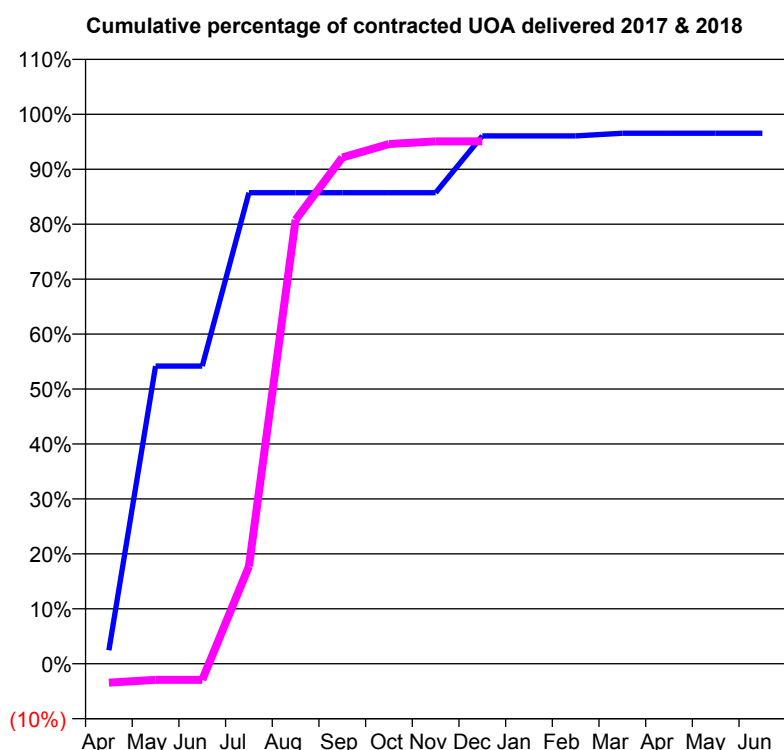
* Figures in italics indicate that the base number is less than 100.

Q53 - Vital Signs Orthodontic At a Glance Contract Report for 325708/0006 - December 2017

Name or company name	Balbir S Bhandal, Amrik S Bhandal & Baljit
Contract type name	GDS Contract
Purpose of contract	General and Orthodontic
Contract start date	01/04/2006
Contract end date	

17/18 Contracted general activity (UDA)	23,158
Carry forward general activity (UDA)	-58
17/18 Contracted orthodontic activity (UOA)	203
Carry forward orthodontic activity (UOA)	7
Baseline contract value	£555,416.65

ACCESS	Contract	England and Wales
24 month ratio of assessments to patient IDs	1.03	1.09

ACTIVITY


Month	Adjusted Scheduled Activity (UOA)	
	2017	2018
April	5	-7
May	110	-6
June	110	-6
July	174	36
August	174	164
September	174	187
October	174	192
November	174	193
December	195	193
January	195	
February	195	
March	196	
April	196	
May	196	
June	196	

QUALITY	Contract Quantity	Contract Base Number	Contract *	Region	England
% of all assessments that were assess and fit appliances (rolling 12 month period)	9	19	47.4%	57.7%	58.6%
% of all assessments that were assess and refuse (rolling 12 month period)	5	19	26.3%	11.3%	11.3%
% of all assessments that were assess and review (rolling 12 month period)	5	19	26.3%	31.0%	30.0%
% of terminated courses where treatment was abandoned or discontinued (rolling 12 month period)	0	6	0.0%	8.4%	7.4%
% of completed treatments indicating that PAR score was taken (year to date)	3	3	100.0%	61.0%	64.3%
Rate of removable appliances per 100 fixed appliances - proposed treatment (rolling 12 month period)	2	12	16.67	7.20	5.53
Rate of removable appliances per 100 fixed appliances - completed treatment (rolling 12 month period)	0	10	0.00	6.14	4.60
% of courses of treatment with removable appliances only - proposed treatment (rolling 12 month period)	2	9	22.2%	2.5%	1.9%
% of courses of treatment with removable appliances only - completed treatment (rolling 12 month period)	0	6	0.0%	1.6%	1.4%
% of patients satisfied with the treatment they have received (rolling 12 month period)	1	1	100.0%	96.5%	95.9%

* Figures in italics indicate that the base number is less than 100.

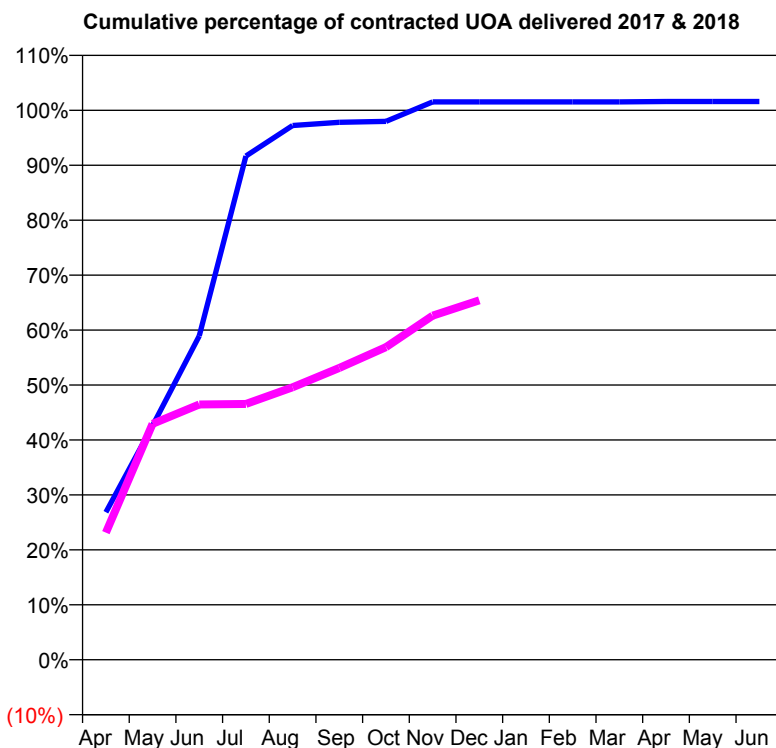
Q53 - Vital Signs Orthodontic At a Glance Contract Report for 574422/0001 - December 2017

Name or company name	MR R OSMAN
Contract type name	GDS Contract
Purpose of contract	General and Orthodontic
Contract start date	01/04/2006
Contract end date	

17/18 Contracted general activity (UDA)	5,528
Carry forward general activity (UDA)	0
17/18 Contracted orthodontic activity (UOA)	1,188
Carry forward orthodontic activity (UOA)	0
Baseline contract value	£208,225.75

ACCESS

	Contract	England and Wales
24 month ratio of assessments to patient IDs	1.11	1.09

ACTIVITY


Month	Adjusted Scheduled Activity (UOA)	
	2017	2018
April	319	275
May	506	510
June	700	552
July	1,089	553
August	1,155	589
September	1,162	631
October	1,164	676
November	1,206	744
December	1,206	777
January	1,206	
February	1,206	
March	1,206	
April	1,207	
May	1,207	
June	1,207	

QUALITY

	Contract Quantity	Contract Base Number	Contract *	Region	England
% of all assessments that were assess and fit appliances (rolling 12 month period)	37	96	38.5%	57.7%	58.6%
% of all assessments that were assess and refuse (rolling 12 month period)	5	96	5.2%	11.3%	11.3%
% of all assessments that were assess and review (rolling 12 month period)	54	96	56.3%	31.0%	30.0%
% of terminated courses where treatment was abandoned or discontinued (rolling 12 month period)	7	106	6.6%	8.4%	7.4%
% of completed treatments indicating that PAR score was taken (year to date)	25	35	71.4%	61.0%	64.3%
Rate of removable appliances per 100 fixed appliances - proposed treatment (rolling 12 month period)	10	64	15.63	7.20	5.53
Rate of removable appliances per 100 fixed appliances - completed treatment (rolling 12 month period)	28	182	15.38	6.14	4.60
% of courses of treatment with removable appliances only - proposed treatment (rolling 12 month period)	3	37	8.1%	2.5%	1.9%
% of courses of treatment with removable appliances only - completed treatment (rolling 12 month period)	3	99	3.0%	1.6%	1.4%
% of patients satisfied with the treatment they have received (rolling 12 month period)	1	1	100.0%	96.5%	95.9%

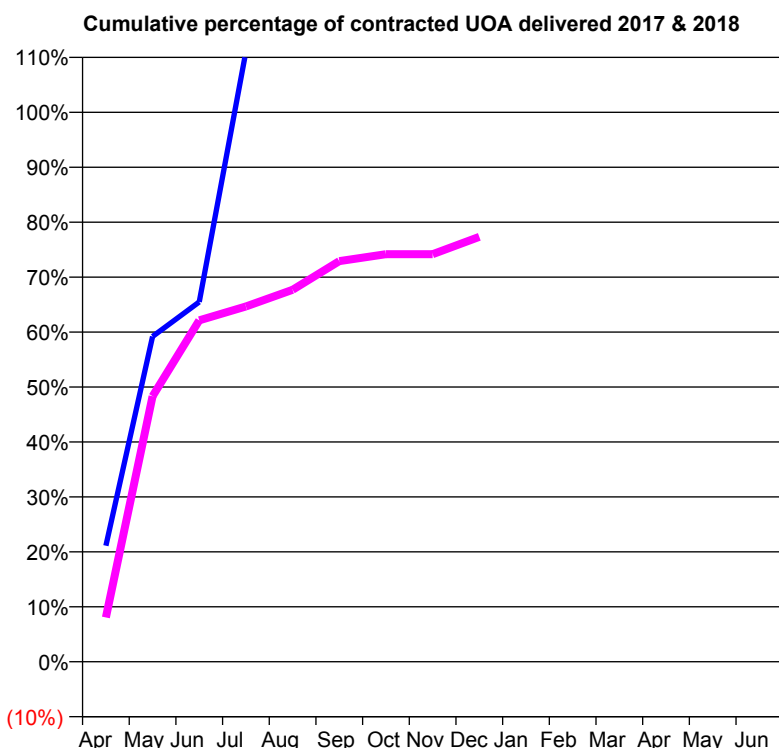
* Figures in italics indicate that the base number is less than 100.

Q53 - Vital Signs Orthodontic At a Glance Contract Report for 574422/0002 - December 2017

Name or company name	MR R OSMAN
Contract type name	GDS Contract
Purpose of contract	General and Orthodontic
Contract start date	01/04/2006
Contract end date	

17/18 Contracted general activity (UDA)	30,693
Carry forward general activity (UDA)	0
17/18 Contracted orthodontic activity (UOA)	1,672
Carry forward orthodontic activity (UOA)	0
Baseline contract value	£898,178.07

ACCESS	Contract	England and Wales
24 month ratio of assessments to patient IDs	1.02	1.09

ACTIVITY


Month	Adjusted Scheduled Activity (UOA)	
	2017	2018
April	353	135
May	990	808
June	1,095	1,039
July	1,856	1,081
August	1,898	1,132
September	1,920	1,219
October	1,920	1,240
November	1,920	1,240
December	1,920	1,293
January	1,920	
February	1,920	
March	1,920	
April	1,920	
May	1,920	
June	1,921	

QUALITY	Contract Quantity	Contract Base Number	Contract *	Region	England
% of all assessments that were assess and fit appliances (rolling 12 month period)	64	127	50.4%	57.7%	58.6%
% of all assessments that were assess and refuse (rolling 12 month period)	19	127	15.0%	11.3%	11.3%
% of all assessments that were assess and review (rolling 12 month period)	44	127	34.6%	31.0%	30.0%
% of terminated courses where treatment was abandoned or discontinued (rolling 12 month period)	43	246	17.5%	8.4%	7.4%
% of completed treatments indicating that PAR score was taken (year to date)	37	51	72.5%	61.0%	64.3%
Rate of removable appliances per 100 fixed appliances - proposed treatment (rolling 12 month period)	21	105	20.00	7.20	5.53
Rate of removable appliances per 100 fixed appliances - completed treatment (rolling 12 month period)	79	374	21.12	6.14	4.60
% of courses of treatment with removable appliances only - proposed treatment (rolling 12 month period)	5	64	7.8%	2.5%	1.9%
% of courses of treatment with removable appliances only - completed treatment (rolling 12 month period)	7	203	3.4%	1.6%	1.4%
% of patients satisfied with the treatment they have received (rolling 12 month period)	6	6	100.0%	96.5%	95.9%

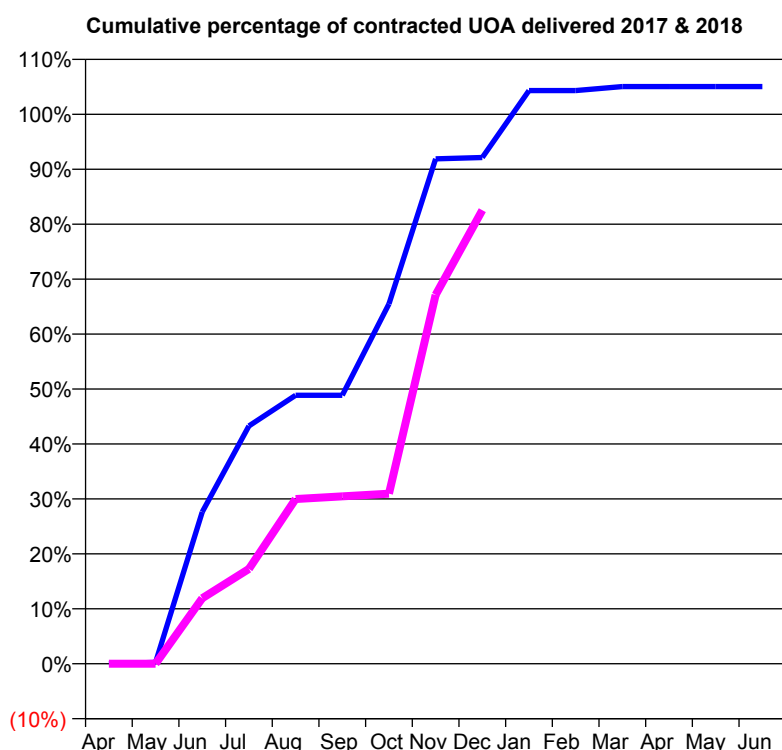
* Figures in italics indicate that the base number is less than 100.

Q53 - Vital Signs Orthodontic At a Glance Contract Report for 619744/0006 - December 2017

Name or company name	MR AM WILLIAMS
Contract type name	GDS Contract
Purpose of contract	General and Orthodontic
Contract start date	02/07/2012
Contract end date	

17/18 Contracted general activity (UDA)	7,452
Carry forward general activity (UDA)	0
17/18 Contracted orthodontic activity (UOA)	409
Carry forward orthodontic activity (UOA)	0
Baseline contract value	£180,651.20

ACCESS	Contract	England and Wales
24 month ratio of assessments to patient IDs	1.17	1.09

ACTIVITY


Month	Adjusted Scheduled Activity (UOA)	
	2017	2018
April	0	0
May	1	0
June	113	49
July	177	71
August	200	123
September	200	125
October	268	127
November	376	275
December	377	338
January	427	
February	427	
March	430	
April	430	
May	430	
June	430	

QUALITY	Contract Quantity	Contract Base Number	Contract *	Region	England
% of all assessments that were assess and fit appliances (rolling 12 month period)	18	45	40.0%	57.7%	58.6%
% of all assessments that were assess and refuse (rolling 12 month period)	5	45	11.1%	11.3%	11.3%
% of all assessments that were assess and review (rolling 12 month period)	22	45	48.9%	31.0%	30.0%
% of terminated courses where treatment was abandoned or discontinued (rolling 12 month period)	0	6	0.0%	8.4%	7.4%
% of completed treatments indicating that PAR score was taken (year to date)	0	5	0.0%	61.0%	64.3%
Rate of removable appliances per 100 fixed appliances - proposed treatment (rolling 12 month period)	13	34	38.24	7.20	5.53
Rate of removable appliances per 100 fixed appliances - completed treatment (rolling 12 month period)	6	12	50.00	6.14	4.60
% of courses of treatment with removable appliances only - proposed treatment (rolling 12 month period)	0	18	0.0%	2.5%	1.9%
% of courses of treatment with removable appliances only - completed treatment (rolling 12 month period)	0	6	0.0%	1.6%	1.4%
% of patients satisfied with the treatment they have received (rolling 12 month period)	2	2	100.0%	96.5%	95.9%

* Figures in italics indicate that the base number is less than 100.

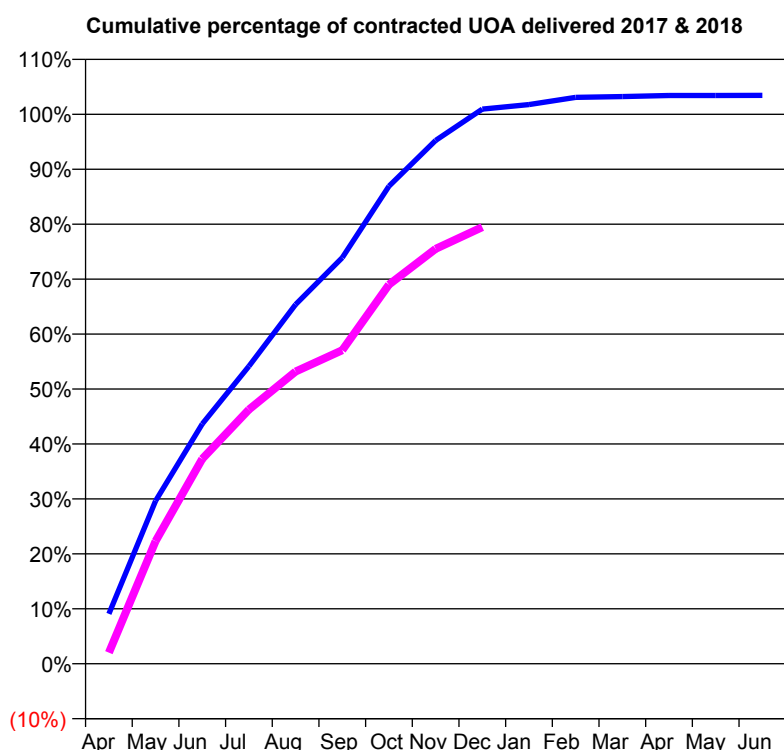
Q53 - Vital Signs Orthodontic At a Glance Contract Report for 732052/0003 - December 2017

Name or company name	Balbir S Bhandal, Amrik S Bhandal & Baljit
Contract type name	GDS Contract
Purpose of contract	General and Orthodontic
Contract start date	01/04/2006
Contract end date	

17/18 Contracted general activity (UDA)	100,734
Carry forward general activity (UDA)	489
17/18 Contracted orthodontic activity (UOA)	3,423
Carry forward orthodontic activity (UOA)	-69
Baseline contract value	£2,949,536.28

ACCESS

	Contract	England and Wales
24 month ratio of assessments to patient IDs	1.07	1.09

ACTIVITY


Month	Adjusted Scheduled Activity (UOA)	
	2017	2018
April	311	69
May	1,015	764
June	1,494	1,276
July	1,854	1,584
August	2,238	1,820
September	2,530	1,953
October	2,975	2,362
November	3,260	2,585
December	3,455	2,720
January	3,483	
February	3,528	
March	3,533	
April	3,540	
May	3,540	
June	3,541	

QUALITY

	Contract Quantity	Contract Base Number	Contract *	Region	England
% of all assessments that were assess and fit appliances (rolling 12 month period)	126	210	60.0%	57.7%	58.6%
% of all assessments that were assess and refuse (rolling 12 month period)	13	210	6.2%	11.3%	11.3%
% of all assessments that were assess and review (rolling 12 month period)	71	210	33.8%	31.0%	30.0%
% of terminated courses where treatment was abandoned or discontinued (rolling 12 month period)	30	146	20.5%	8.4%	7.4%
% of completed treatments indicating that PAR score was taken (year to date)	93	94	98.9%	61.0%	64.3%
Rate of removable appliances per 100 fixed appliances - proposed treatment (rolling 12 month period)	25	166	15.06	7.20	5.53
Rate of removable appliances per 100 fixed appliances - completed treatment (rolling 12 month period)	10	226	4.42	6.14	4.60
% of courses of treatment with removable appliances only - proposed treatment (rolling 12 month period)	25	126	19.8%	2.5%	1.9%
% of courses of treatment with removable appliances only - completed treatment (rolling 12 month period)	0	116	0.0%	1.6%	1.4%
% of patients satisfied with the treatment they have received (rolling 12 month period)	1	1	100.0%	96.5%	95.9%

* Figures in italics indicate that the base number is less than 100.

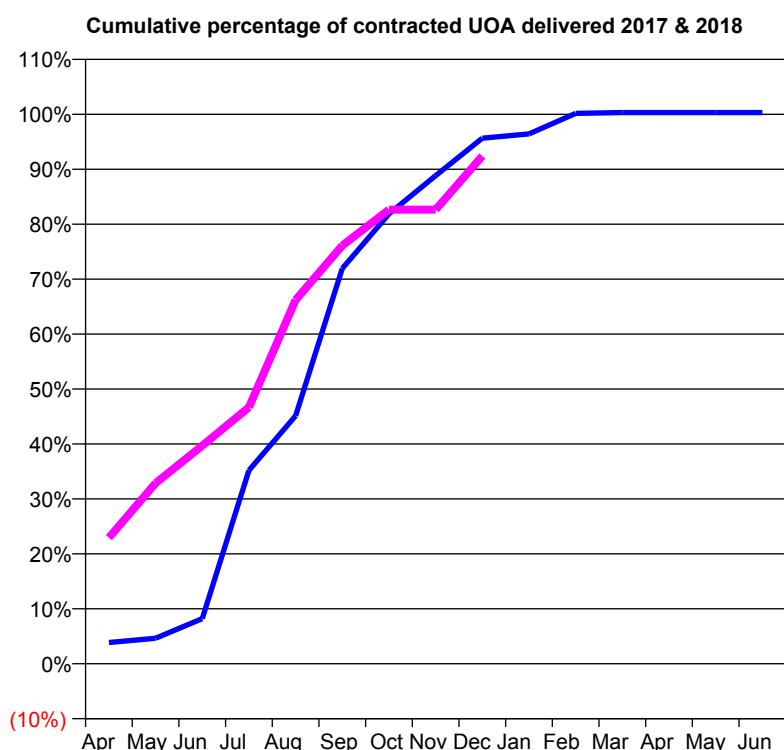
Q53 - Vital Signs Orthodontic At a Glance Contract Report for 740179/0001 - December 2017

Name or company name	MR JC ALLEN
Contract type name	GDS Contract
Purpose of contract	General and Orthodontic
Contract start date	01/04/2006
Contract end date	

17/18 Contracted general activity (UDA)	28,247
Carry forward general activity (UDA)	-8
17/18 Contracted orthodontic activity (UOA)	645
Carry forward orthodontic activity (UOA)	0
Baseline contract value	£928,659.78

ACCESS

	Contract	England and Wales
24 month ratio of assessments to patient IDs	1.10	1.09

ACTIVITY


Month	Adjusted Scheduled Activity (UOA)	
	2017	2018
April	25	148
May	30	212
June	53	256
July	227	301
August	291	427
September	464	491
October	528	533
November	573	533
December	617	596
January	622	
February	646	
March	647	
April	647	
May	647	
June	647	

QUALITY

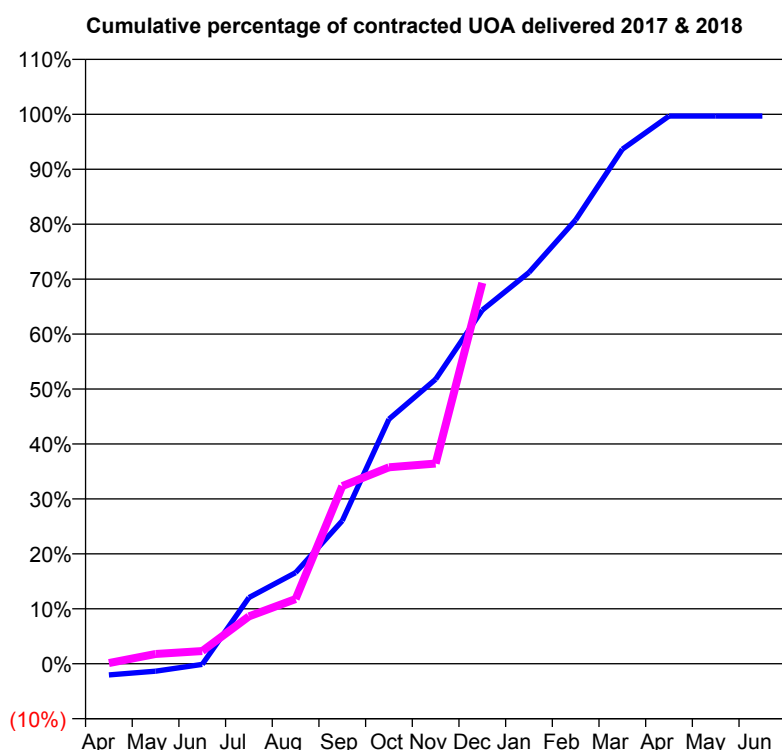
	Contract Quantity	Contract Base Number	Contract *	Region	England
% of all assessments that were assess and fit appliances (rolling 12 month period)	29	46	63.0%	57.7%	58.6%
% of all assessments that were assess and refuse (rolling 12 month period)	2	46	4.3%	11.3%	11.3%
% of all assessments that were assess and review (rolling 12 month period)	15	46	32.6%	31.0%	30.0%
% of terminated courses where treatment was abandoned or discontinued (rolling 12 month period)	2	38	5.3%	8.4%	7.4%
% of completed treatments indicating that PAR score was taken (year to date)	18	19	94.7%	61.0%	64.3%
Rate of removable appliances per 100 fixed appliances - proposed treatment (rolling 12 month period)	1	57	1.75	7.20	5.53
Rate of removable appliances per 100 fixed appliances - completed treatment (rolling 12 month period)	8	72	11.11	6.14	4.60
% of courses of treatment with removable appliances only - proposed treatment (rolling 12 month period)	0	29	0.0%	2.5%	1.9%
% of courses of treatment with removable appliances only - completed treatment (rolling 12 month period)	0	36	0.0%	1.6%	1.4%
% of patients satisfied with the treatment they have received (rolling 12 month period)	1	1	100.0%	96.5%	95.9%

* Figures in italics indicate that the base number is less than 100.

Q53 - Vital Signs Orthodontic At a Glance Contract Report for 825212/0003 - December 2017

Name or company name	MR D DALBY	17/18 Contracted general activity (UDA)	0
Contract type name	GDS Contract	Carry forward general activity (UDA)	0
Purpose of contract	Orthodontic	17/18 Contracted orthodontic activity (UOA)	730
Contract start date	01/08/2012	Carry forward orthodontic activity (UOA)	2
Contract end date		Baseline contract value	£50,742.80

ACCESS	Contract	England and Wales
24 month ratio of assessments to patient IDs	1.28	1.09

ACTIVITY


Month	Adjusted Scheduled Activity (UOA)	
	2017	2018
April	-15	1
May	-10	13
June	-1	17
July	88	63
August	121	86
September	190	236
October	325	261
November	378	266
December	470	506
January	520	
February	590	
March	684	
April	728	
May	728	
June	728	

QUALITY

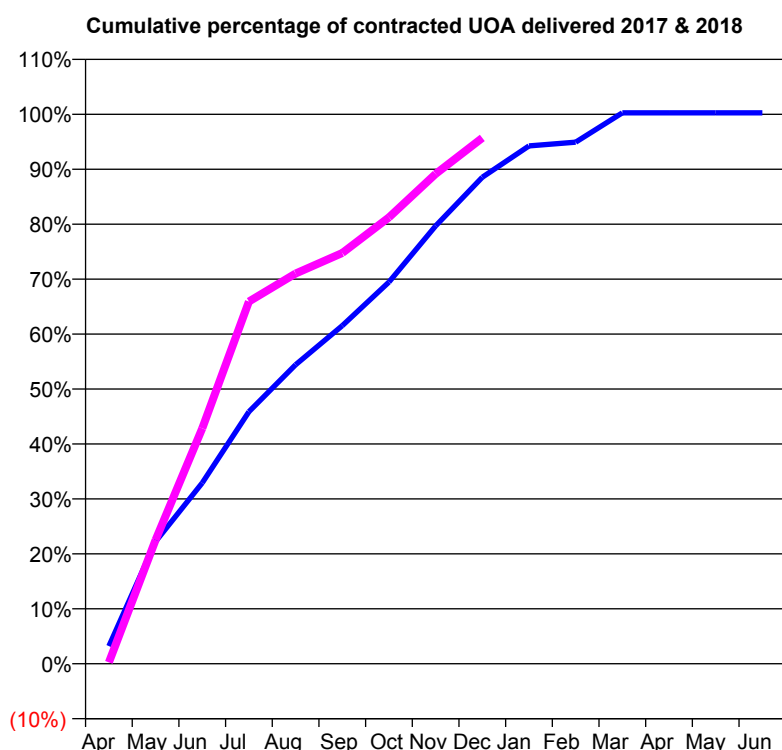
	Contract Quantity	Contract Base Number	Contract *	Region	England
% of all assessments that were assess and fit appliances (rolling 12 month period)	34	104	32.7%	57.7%	58.6%
% of all assessments that were assess and refuse (rolling 12 month period)	3	104	2.9%	11.3%	11.3%
% of all assessments that were assess and review (rolling 12 month period)	67	104	64.4%	31.0%	30.0%
% of terminated courses where treatment was abandoned or discontinued (rolling 12 month period)	1	24	4.2%	8.4%	7.4%
% of completed treatments indicating that PAR score was taken (year to date)	15	15	100.0%	61.0%	64.3%
Rate of removable appliances per 100 fixed appliances - proposed treatment (rolling 12 month period)	0	0	N/A	7.20	5.53
Rate of removable appliances per 100 fixed appliances - completed treatment (rolling 12 month period)	2	1	200.00	6.14	4.60
% of courses of treatment with removable appliances only - proposed treatment (rolling 12 month period)	0	34	0.0%	2.5%	1.9%
% of courses of treatment with removable appliances only - completed treatment (rolling 12 month period)	0	23	0.0%	1.6%	1.4%
% of patients satisfied with the treatment they have received (rolling 12 month period)	2	2	100.0%	96.5%	95.9%

* Figures in italics indicate that the base number is less than 100.

Q53 - Vital Signs Orthodontic At a Glance Contract Report for 890936/0002 - December 2017

Name or company name	MR RJ CURE	17/18 Contracted general activity (UDA)	0
Contract type name	PDS Contract	Carry forward general activity (UDA)	0
Purpose of contract	Orthodontic	17/18 Contracted orthodontic activity (UOA)	14,260
Contract start date	01/04/2006	Carry forward orthodontic activity (UOA)	-36
Contract end date	31/03/2018	Baseline contract value	£935,302.85

ACCESS	Contract	England and Wales
24 month ratio of assessments to patient IDs	1.00	1.09

ACTIVITY


Month	Adjusted Scheduled Activity (UOA)	
	2017	2018
April	458	36
May	3,171	3,213
June	4,693	6,110
July	6,543	9,400
August	7,761	10,127
September	8,773	10,659
October	9,907	11,583
November	11,364	12,711
December	12,625	13,647
January	13,438	
February	13,536	
March	14,296	
April	14,296	
May	14,296	
June	14,296	

QUALITY	Contract Quantity	Contract Base Number	Contract *	Region	England
% of all assessments that were assess and fit appliances (rolling 12 month period)	723	904	80.0%	57.7%	58.6%
% of all assessments that were assess and refuse (rolling 12 month period)	87	904	9.6%	11.3%	11.3%
% of all assessments that were assess and review (rolling 12 month period)	94	904	10.4%	31.0%	30.0%
% of terminated courses where treatment was abandoned or discontinued (rolling 12 month period)	20	680	2.9%	8.4%	7.4%
% of completed treatments indicating that PAR score was taken (year to date)	503	512	98.2%	61.0%	64.3%
Rate of removable appliances per 100 fixed appliances - proposed treatment (rolling 12 month period)	6	1,433	0.42	7.20	5.53
Rate of removable appliances per 100 fixed appliances - completed treatment (rolling 12 month period)	8	1,306	0.61	6.14	4.60
% of courses of treatment with removable appliances only - proposed treatment (rolling 12 month period)	5	723	0.7%	2.5%	1.9%
% of courses of treatment with removable appliances only - completed treatment (rolling 12 month period)	7	660	1.1%	1.6%	1.4%
% of patients satisfied with the treatment they have received (rolling 12 month period)	29	31	93.5%	96.5%	95.9%

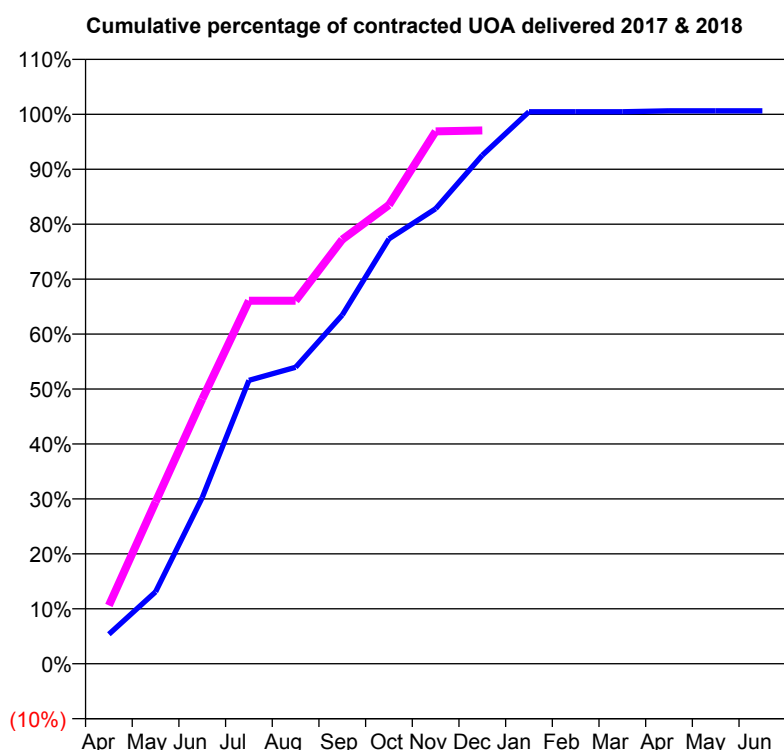
* Figures in italics indicate that the base number is less than 100.

Q53 - Vital Signs Orthodontic At a Glance Contract Report for 925926/0002 - December 2017

Name or company name	MR PK MAHAPATRA
Contract type name	GDS Contract
Purpose of contract	General and Orthodontic
Contract start date	01/02/2013
Contract end date	

17/18 Contracted general activity (UDA)	3,595
Carry forward general activity (UDA)	0
17/18 Contracted orthodontic activity (UOA)	2,404
Carry forward orthodontic activity (UOA)	-15
Baseline contract value	£276,040.57

ACCESS	Contract	England and Wales
24 month ratio of assessments to patient IDs	1.22	1.09

ACTIVITY


Month	Adjusted Scheduled Activity (UOA)	
	2017	2018
April	129	255
May	315	708
June	727	1,158
July	1,240	1,588
August	1,297	1,588
September	1,526	1,856
October	1,859	2,007
November	1,991	2,329
December	2,225	2,333
January	2,415	
February	2,415	
March	2,415	
April	2,419	
May	2,419	
June	2,419	

QUALITY

	Contract Quantity	Contract Base Number	Contract *	Region	England
% of all assessments that were assess and fit appliances (rolling 12 month period)	118	205	57.6%	57.7%	58.6%
% of all assessments that were assess and refuse (rolling 12 month period)	14	205	6.8%	11.3%	11.3%
% of all assessments that were assess and review (rolling 12 month period)	73	205	35.6%	31.0%	30.0%
% of terminated courses where treatment was abandoned or discontinued (rolling 12 month period)	2	62	3.2%	8.4%	7.4%
% of completed treatments indicating that PAR score was taken (year to date)	38	48	79.2%	61.0%	64.3%
Rate of removable appliances per 100 fixed appliances - proposed treatment (rolling 12 month period)	10	106	9.43	7.20	5.53
Rate of removable appliances per 100 fixed appliances - completed treatment (rolling 12 month period)	2	66	3.03	6.14	4.60
% of courses of treatment with removable appliances only - proposed treatment (rolling 12 month period)	3	118	2.5%	2.5%	1.9%
% of courses of treatment with removable appliances only - completed treatment (rolling 12 month period)	1	60	1.7%	1.6%	1.4%
% of patients satisfied with the treatment they have received (rolling 12 month period)	17	17	100.0%	96.5%	95.9%

* Figures in italics indicate that the base number is less than 100.

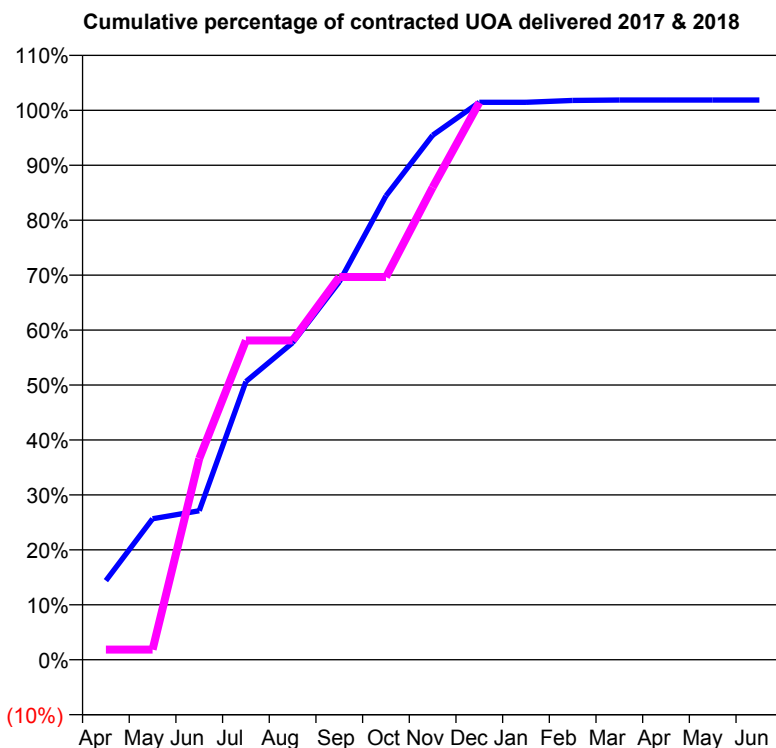
Q53 - Vital Signs Orthodontic At a Glance Contract Report for 972126/0001 - December 2017

Name or company name	MR SJ SIDDIQUI
Contract type name	PDS Contract
Purpose of contract	Orthodontic
Contract start date	01/04/2012
Contract end date	31/03/2018

17/18 Contracted general activity (UDA)	0
Carry forward general activity (UDA)	0
17/18 Contracted orthodontic activity (UOA)	6,006
Carry forward orthodontic activity (UOA)	-112
Baseline contract value	£396,359.00

ACCESS

	Contract	England and Wales
24 month ratio of assessments to patient IDs	1.04	1.09

ACTIVITY


Month	Adjusted Scheduled Activity (UOA)	
	2017	2018
April	865	112
May	1,541	112
June	1,628	2,199
July	3,041	3,490
August	3,465	3,490
September	4,130	4,183
October	5,070	4,183
November	5,734	5,163
December	6,093	6,090
January	6,093	
February	6,114	
March	6,118	
April	6,118	
May	6,118	
June	6,118	

QUALITY

	Contract Quantity	Contract Base Number	Contract *	Region	England
% of all assessments that were assess and fit appliances (rolling 12 month period)	280	419	66.8%	57.7%	58.6%
% of all assessments that were assess and refuse (rolling 12 month period)	28	419	6.7%	11.3%	11.3%
% of all assessments that were assess and review (rolling 12 month period)	111	419	26.5%	31.0%	30.0%
% of terminated courses where treatment was abandoned or discontinued (rolling 12 month period)	7	222	3.2%	8.4%	7.4%
% of completed treatments indicating that PAR score was taken (year to date)	75	153	49.0%	61.0%	64.3%
Rate of removable appliances per 100 fixed appliances - proposed treatment (rolling 12 month period)	0	0	N/A	7.20	5.53
Rate of removable appliances per 100 fixed appliances - completed treatment (rolling 12 month period)	0	0	N/A	6.14	4.60
% of courses of treatment with removable appliances only - proposed treatment (rolling 12 month period)	0	280	0.0%	2.5%	1.9%
% of courses of treatment with removable appliances only - completed treatment (rolling 12 month period)	0	215	0.0%	1.6%	1.4%
% of patients satisfied with the treatment they have received (rolling 12 month period)	16	16	100.0%	96.5%	95.9%

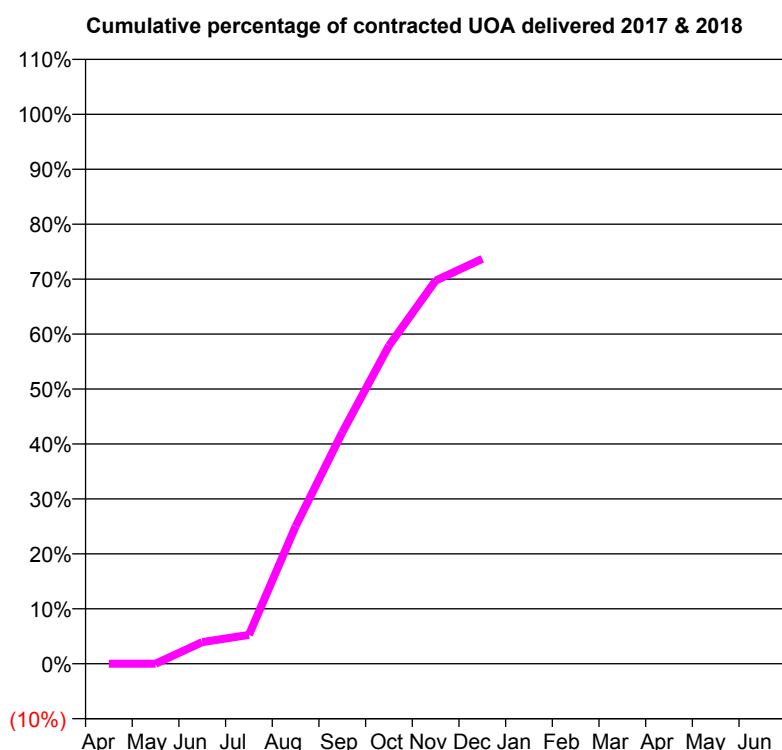
* Figures in italics indicate that the base number is less than 100.

Q54 - Vital Signs Orthodontic At a Glance Contract Report for 100459/0000 - December 2017

Name or company name	Richmond House Dental Practice
Contract type name	GDS Contract
Purpose of contract	General and Orthodontic
Contract start date	01/06/2017
Contract end date	

17/18 Contracted general activity (UDA)	7,396
Carry forward general activity (UDA)	0
17/18 Contracted orthodontic activity (UOA)	76
Carry forward orthodontic activity (UOA)	0
Baseline contract value	£221,287.54

ACCESS	Contract	England and Wales
24 month ratio of assessments to patient IDs	1.00	1.09

ACTIVITY


Month	Adjusted Scheduled Activity (UOA)	
	2017	2018
April	0	0
May	0	0
June	0	3
July	0	4
August	0	19
September	0	32
October	0	44
November	0	53
December	0	56
January	0	
February	0	
March	0	
April	0	
May	0	
June	0	

QUALITY

	Contract Quantity	Contract Base Number	Contract *	Region	England
% of all assessments that were assess and fit appliances (rolling 12 month period)	0	56	0.0%	57.7%	58.6%
% of all assessments that were assess and refuse (rolling 12 month period)	10	56	17.9%	11.3%	11.3%
% of all assessments that were assess and review (rolling 12 month period)	46	56	82.1%	31.0%	30.0%
% of terminated courses where treatment was abandoned or discontinued (rolling 12 month period)	0	0	N/A	8.4%	7.4%
% of completed treatments indicating that PAR score was taken (year to date)	0	0	N/A	61.0%	64.3%
Rate of removable appliances per 100 fixed appliances - proposed treatment (rolling 12 month period)	0	0	N/A	7.20	5.53
Rate of removable appliances per 100 fixed appliances - completed treatment (rolling 12 month period)	0	0	N/A	6.14	4.60
% of courses of treatment with removable appliances only - proposed treatment (rolling 12 month period)	0	0	N/A	2.5%	1.9%
% of courses of treatment with removable appliances only - completed treatment (rolling 12 month period)	0	0	N/A	1.6%	1.4%
% of patients satisfied with the treatment they have received (rolling 12 month period)	0	0	N/A	96.5%	95.9%

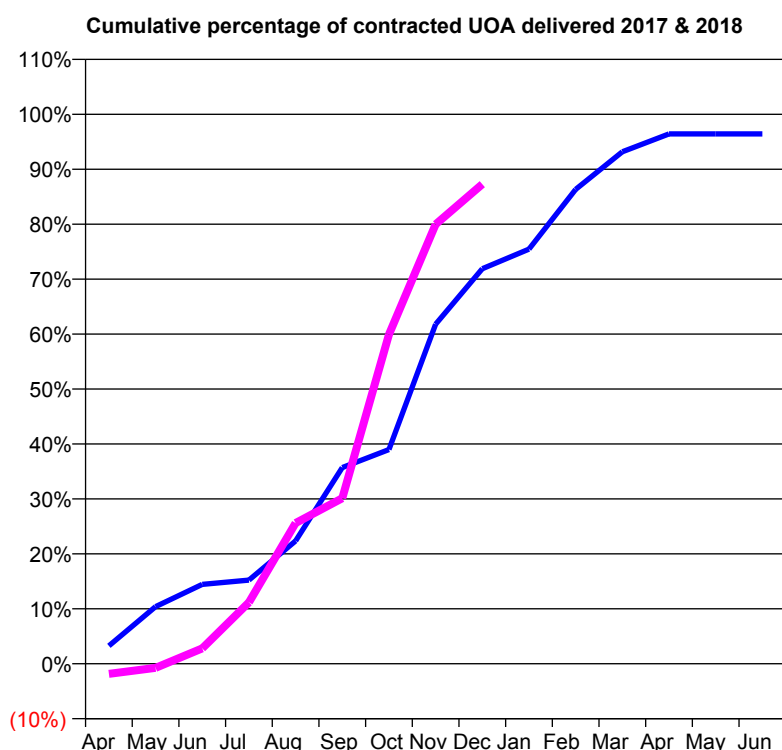
* Figures in italics indicate that the base number is less than 100.

Q54 - Vital Signs Orthodontic At a Glance Contract Report for 101370/0096 - December 2017

Name or company name	Petrie Tucker and Partners Ltd
Contract type name	GDS Contract
Purpose of contract	General and Orthodontic
Contract start date	01/04/2007
Contract end date	

17/18 Contracted general activity (UDA)	27,162
Carry forward general activity (UDA)	0
17/18 Contracted orthodontic activity (UOA)	644
Carry forward orthodontic activity (UOA)	23
Baseline contract value	£709,172.15

ACCESS	Contract	England and Wales
24 month ratio of assessments to patient IDs	1.03	1.09

ACTIVITY


Month	Adjusted Scheduled Activity (UOA)	
	2017	2018
April	21	-12
May	67	-5
June	93	18
July	98	72
August	144	165
September	230	194
October	251	386
November	398	515
December	463	562
January	486	
February	556	
March	600	
April	621	
May	621	
June	621	

QUALITY	Contract Quantity	Contract Base Number	Contract *	Region	England
% of all assessments that were assess and fit appliances (rolling 12 month period)	32	103	31.1%	57.7%	58.6%
% of all assessments that were assess and refuse (rolling 12 month period)	43	103	41.7%	11.3%	11.3%
% of all assessments that were assess and review (rolling 12 month period)	28	103	27.2%	31.0%	30.0%
% of terminated courses where treatment was abandoned or discontinued (rolling 12 month period)	1	25	4.0%	8.4%	7.4%
% of completed treatments indicating that PAR score was taken (year to date)	4	11	36.4%	61.0%	64.3%
Rate of removable appliances per 100 fixed appliances - proposed treatment (rolling 12 month period)	0	64	0.00	7.20	5.53
Rate of removable appliances per 100 fixed appliances - completed treatment (rolling 12 month period)	0	47	0.00	6.14	4.60
% of courses of treatment with removable appliances only - proposed treatment (rolling 12 month period)	0	32	0.0%	2.5%	1.9%
% of courses of treatment with removable appliances only - completed treatment (rolling 12 month period)	0	24	0.0%	1.6%	1.4%
% of patients satisfied with the treatment they have received (rolling 12 month period)	0	0	N/A	96.5%	95.9%

* Figures in italics indicate that the base number is less than 100.

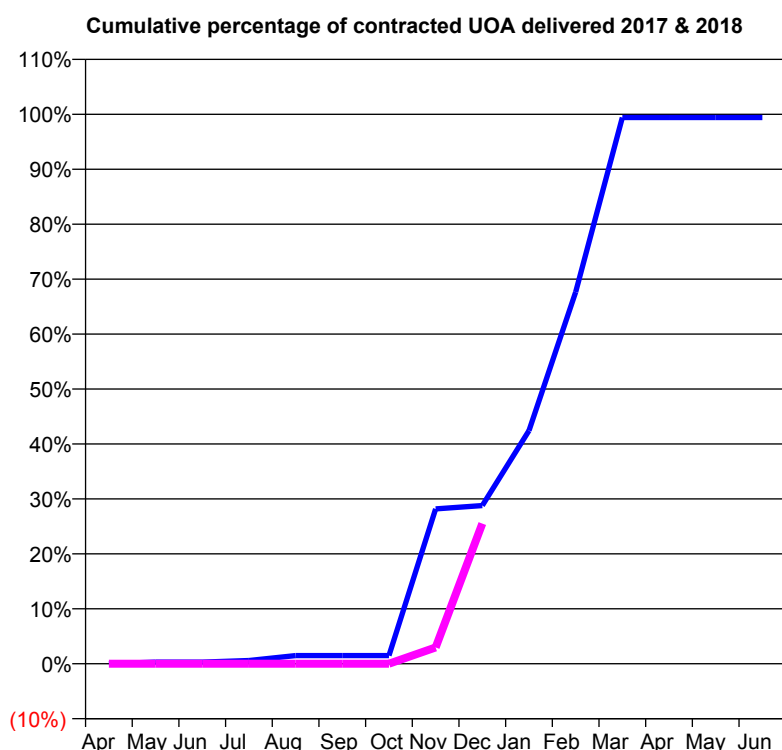
Q54 - Vital Signs Orthodontic At a Glance Contract Report for 108162/0001 - December 2017

Name or company name	Gupta & Gupta
Contract type name	GDS Contract
Purpose of contract	General and Orthodontic
Contract start date	01/04/2006
Contract end date	

17/18 Contracted general activity (UDA)	16,327
Carry forward general activity (UDA)	0
17/18 Contracted orthodontic activity (UOA)	337
Carry forward orthodontic activity (UOA)	0
Baseline contract value	£390,818.13

ACCESS

	Contract	England and Wales
24 month ratio of assessments to patient IDs	1.06	1.09

ACTIVITY


Month	Adjusted Scheduled Activity (UOA)	
	2017	2018
April	0	0
May	1	0
June	1	0
July	2	0
August	5	0
September	5	0
October	5	0
November	95	10
December	97	86
January	143	
February	228	
March	335	
April	335	
May	335	
June	335	

QUALITY

	Contract Quantity	Contract Base Number	Contract *	Region	England
% of all assessments that were assess and fit appliances (rolling 12 month period)	15	41	36.6%	57.7%	58.6%
% of all assessments that were assess and refuse (rolling 12 month period)	2	41	4.9%	11.3%	11.3%
% of all assessments that were assess and review (rolling 12 month period)	24	41	58.5%	31.0%	30.0%
% of terminated courses where treatment was abandoned or discontinued (rolling 12 month period)	1	16	6.3%	8.4%	7.4%
% of completed treatments indicating that PAR score was taken (year to date)	0	15	0.0%	61.0%	64.3%
Rate of removable appliances per 100 fixed appliances - proposed treatment (rolling 12 month period)	4	28	14.29	7.20	5.53
Rate of removable appliances per 100 fixed appliances - completed treatment (rolling 12 month period)	0	0	N/A	6.14	4.60
% of courses of treatment with removable appliances only - proposed treatment (rolling 12 month period)	1	15	6.7%	2.5%	1.9%
% of courses of treatment with removable appliances only - completed treatment (rolling 12 month period)	0	15	0.0%	1.6%	1.4%
% of patients satisfied with the treatment they have received (rolling 12 month period)	0	0	N/A	96.5%	95.9%

* Figures in italics indicate that the base number is less than 100.

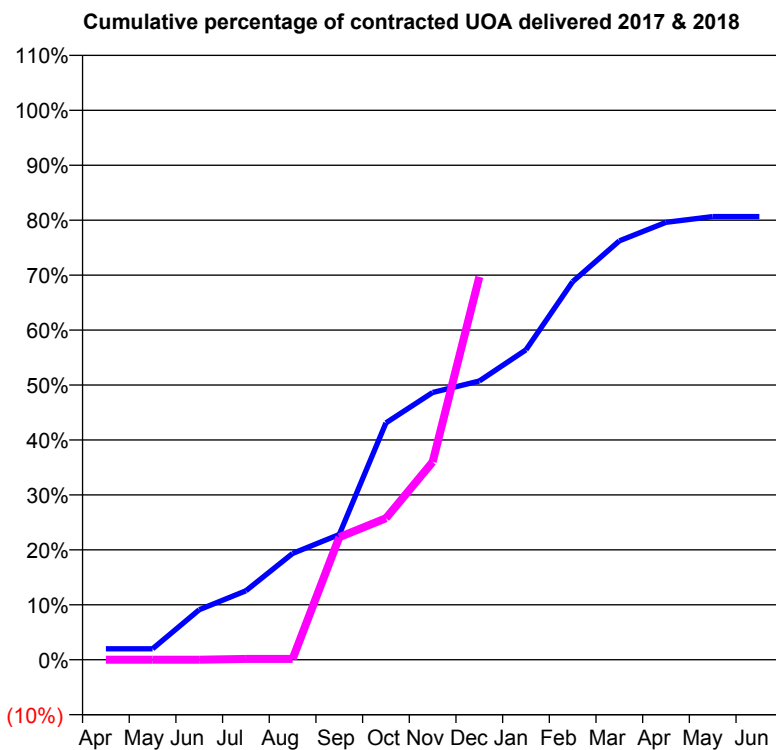
Q54 - Vital Signs Orthodontic At a Glance Contract Report for 110272/0001 - December 2017

Name or company name	Miss R Sharma
Contract type name	Pilot Contract
Purpose of contract	General and Orthodontic
Contract start date	01/04/2010
Contract end date	

17/18 Contracted general activity (UDA)	33,454
Carry forward general activity (UDA)	0
17/18 Contracted orthodontic activity (UOA)	1,250
Carry forward orthodontic activity (UOA)	0
Baseline contract value	£872,736.48

ACCESS

	Contract	England and Wales
24 month ratio of assessments to patient IDs	1.04	1.09

ACTIVITY


Month	Adjusted Scheduled Activity (UOA)	
	2017	2018
April	25	0
May	25	0
June	114	0
July	157	2
August	242	2
September	285	279
October	539	322
November	608	450
December	634	871
January	705	
February	860	
March	953	
April	995	
May	1,008	
June	1,008	

QUALITY

	Contract Quantity	Contract Base Number	Contract *	Region	England
% of all assessments that were assess and fit appliances (rolling 12 month period)	61	108	56.5%	57.7%	58.6%
% of all assessments that were assess and refuse (rolling 12 month period)	19	108	17.6%	11.3%	11.3%
% of all assessments that were assess and review (rolling 12 month period)	28	108	25.9%	31.0%	30.0%
% of terminated courses where treatment was abandoned or discontinued (rolling 12 month period)	11	37	29.7%	8.4%	7.4%
% of completed treatments indicating that PAR score was taken (year to date)	7	13	53.8%	61.0%	64.3%
Rate of removable appliances per 100 fixed appliances - proposed treatment (rolling 12 month period)	17	90	18.89	7.20	5.53
Rate of removable appliances per 100 fixed appliances - completed treatment (rolling 12 month period)	11	33	33.33	6.14	4.60
% of courses of treatment with removable appliances only - proposed treatment (rolling 12 month period)	2	61	3.3%	2.5%	1.9%
% of courses of treatment with removable appliances only - completed treatment (rolling 12 month period)	6	26	23.1%	1.6%	1.4%
% of patients satisfied with the treatment they have received (rolling 12 month period)	0	0	N/A	96.5%	95.9%

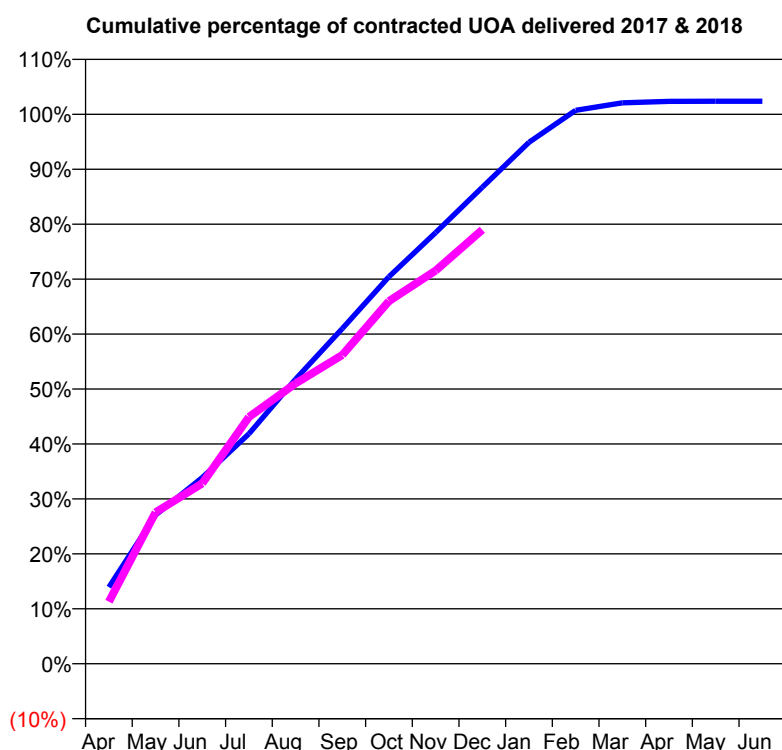
* Figures in italics indicate that the base number is less than 100.

Q54 - Vital Signs Orthodontic At a Glance Contract Report for 110353/0001 - December 2017

Name or company name	Shore & Shore
Contract type name	PDS Contract
Purpose of contract	Orthodontic
Contract start date	01/04/2006
Contract end date	31/03/2018

17/18 Contracted general activity (UDA)	0
Carry forward general activity (UDA)	0
17/18 Contracted orthodontic activity (UOA)	8,811
Carry forward orthodontic activity (UOA)	-177
Baseline contract value	£591,939.68

ACCESS	Contract	England and Wales
24 month ratio of assessments to patient IDs	1.06	1.09

ACTIVITY


Month	Adjusted Scheduled Activity (UOA)	
	2017	2018
April	1,228	996
May	2,385	2,427
June	2,987	2,892
July	3,687	3,957
August	4,563	4,496
September	5,375	4,950
October	6,205	5,814
November	6,913	6,304
December	7,640	6,959
January	8,362	-
February	8,874	-
March	8,995	-
April	9,018	-
May	9,019	-
June	9,019	-

QUALITY	Contract Quantity	Contract Base Number	Contract *	Region	England
% of all assessments that were assess and fit appliances (rolling 12 month period)	386	595	64.9%	57.7%	58.6%
% of all assessments that were assess and refuse (rolling 12 month period)	174	595	29.2%	11.3%	11.3%
% of all assessments that were assess and review (rolling 12 month period)	35	595	5.9%	31.0%	30.0%
% of terminated courses where treatment was abandoned or discontinued (rolling 12 month period)	7	392	1.8%	8.4%	7.4%
% of completed treatments indicating that PAR score was taken (year to date)	33	314	10.5%	61.0%	64.3%
Rate of removable appliances per 100 fixed appliances - proposed treatment (rolling 12 month period)	31	753	4.12	7.20	5.53
Rate of removable appliances per 100 fixed appliances - completed treatment (rolling 12 month period)	44	749	5.87	6.14	4.60
% of courses of treatment with removable appliances only - proposed treatment (rolling 12 month period)	4	386	1.0%	2.5%	1.9%
% of courses of treatment with removable appliances only - completed treatment (rolling 12 month period)	3	385	0.8%	1.6%	1.4%
% of patients satisfied with the treatment they have received (rolling 12 month period)	9	10	90.0%	96.5%	95.9%

* Figures in italics indicate that the base number is less than 100.

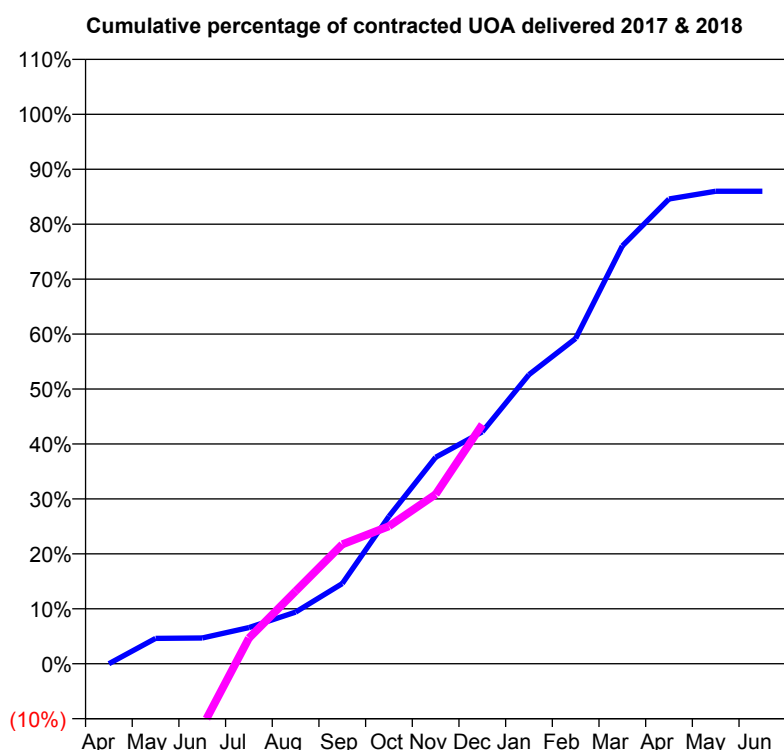
Q54 - Vital Signs Orthodontic At a Glance Contract Report for 111287/0001 - December 2017

Name or company name	Black Country Orthodontics Ltd
Contract type name	PDS Contract
Purpose of contract	Orthodontic
Contract start date	01/01/2015
Contract end date	31/03/2018

17/18 Contracted general activity (UDA)	0
Carry forward general activity (UDA)	0
17/18 Contracted orthodontic activity (UOA)	3,483
Carry forward orthodontic activity (UOA)	635
Baseline contract value	£224,594.14

ACCESS

	Contract	England and Wales
24 month ratio of assessments to patient IDs	1.01	1.09

ACTIVITY


Month	Adjusted Scheduled Activity (UOA)	
	2017	2018
April	0	-635
May	210	-569
June	213	-400
July	299	163
August	426	460
September	662	757
October	1,216	872
November	1,703	1,074
December	1,914	1,517
January	2,385	
February	2,683	
March	3,447	
April	3,834	
May	3,898	
June	3,898	

QUALITY

	Contract Quantity	Contract Base Number	Contract *	Region	England
% of all assessments that were assess and fit appliances (rolling 12 month period)	199	292	68.2%	57.7%	58.6%
% of all assessments that were assess and refuse (rolling 12 month period)	29	292	9.9%	11.3%	11.3%
% of all assessments that were assess and review (rolling 12 month period)	64	292	21.9%	31.0%	30.0%
% of terminated courses where treatment was abandoned or discontinued (rolling 12 month period)	7	80	8.8%	8.4%	7.4%
% of completed treatments indicating that PAR score was taken (year to date)	36	55	65.5%	61.0%	64.3%
Rate of removable appliances per 100 fixed appliances - proposed treatment (rolling 12 month period)	12	376	3.19	7.20	5.53
Rate of removable appliances per 100 fixed appliances - completed treatment (rolling 12 month period)	6	78	7.69	6.14	4.60
% of courses of treatment with removable appliances only - proposed treatment (rolling 12 month period)	2	199	1.0%	2.5%	1.9%
% of courses of treatment with removable appliances only - completed treatment (rolling 12 month period)	0	73	0.0%	1.6%	1.4%
% of patients satisfied with the treatment they have received (rolling 12 month period)	9	9	100.0%	96.5%	95.9%

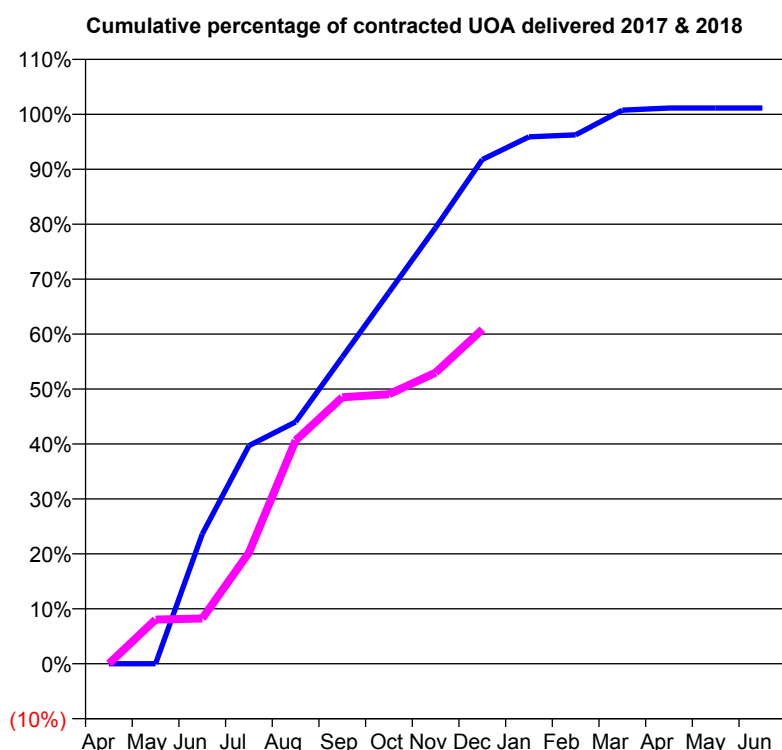
* Figures in italics indicate that the base number is less than 100.

Q54 - Vital Signs Orthodontic At a Glance Contract Report for 122068/0001 - December 2017

Name or company name	Jandu, Bhambra and Payne
Contract type name	GDS Contract
Purpose of contract	General and Orthodontic
Contract start date	01/04/2014
Contract end date	

17/18 Contracted general activity (UDA)	1,413
Carry forward general activity (UDA)	0
17/18 Contracted orthodontic activity (UOA)	534
Carry forward orthodontic activity (UOA)	0
Baseline contract value	£71,249.98

ACCESS	Contract	England and Wales
24 month ratio of assessments to patient IDs	1.04	1.09

ACTIVITY


Month	Adjusted Scheduled Activity (UOA)	
	2017	2018
April	0	0
May	0	43
June	126	44
July	212	108
August	235	217
September	298	259
October	361	262
November	424	283
December	490	325
January	512	
February	514	
March	538	
April	540	
May	540	
June	540	

QUALITY	Contract Quantity	Contract Base Number	Contract *	Region	England
% of all assessments that were assess and fit appliances (rolling 12 month period)	17	35	48.6%	57.7%	58.6%
% of all assessments that were assess and refuse (rolling 12 month period)	3	35	8.6%	11.3%	11.3%
% of all assessments that were assess and review (rolling 12 month period)	15	35	42.9%	31.0%	30.0%
% of terminated courses where treatment was abandoned or discontinued (rolling 12 month period)	0	9	0.0%	8.4%	7.4%
% of completed treatments indicating that PAR score was taken (year to date)	5	7	71.4%	61.0%	64.3%
Rate of removable appliances per 100 fixed appliances - proposed treatment (rolling 12 month period)	4	33	12.12	7.20	5.53
Rate of removable appliances per 100 fixed appliances - completed treatment (rolling 12 month period)	1	16	6.25	6.14	4.60
% of courses of treatment with removable appliances only - proposed treatment (rolling 12 month period)	0	17	0.0%	2.5%	1.9%
% of courses of treatment with removable appliances only - completed treatment (rolling 12 month period)	0	9	0.0%	1.6%	1.4%
% of patients satisfied with the treatment they have received (rolling 12 month period)	0	1	0.0%	96.5%	95.9%

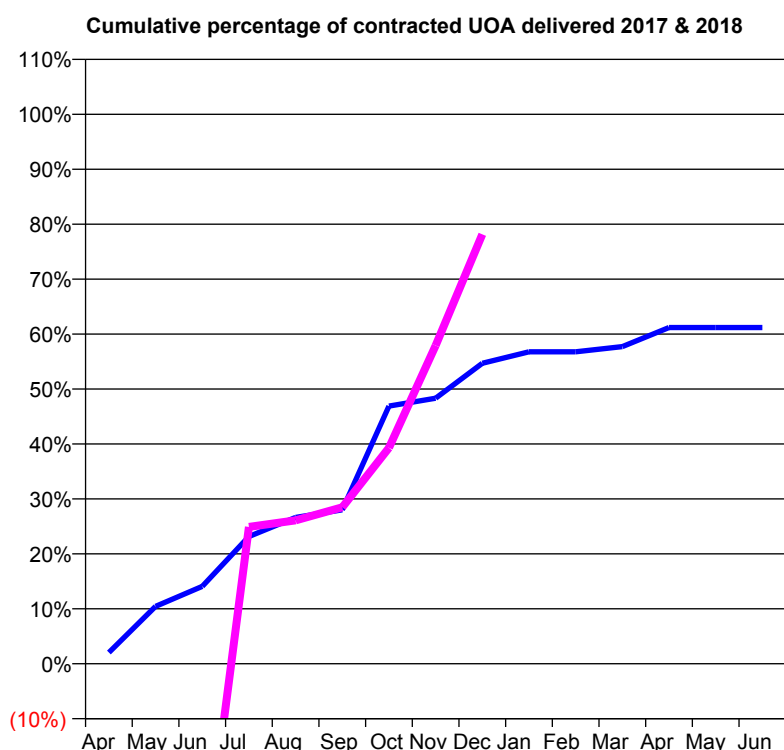
* Figures in italics indicate that the base number is less than 100.

Q54 - Vital Signs Orthodontic At a Glance Contract Report for 125008/0001 - December 2017

Name or company name	Briars Dental Practice
Contract type name	GDS Contract
Purpose of contract	General and Orthodontic
Contract start date	01/04/2006
Contract end date	

17/18 Contracted general activity (UDA)	18,492
Carry forward general activity (UDA)	-216
17/18 Contracted orthodontic activity (UOA)	1,763
Carry forward orthodontic activity (UOA)	1,173
Baseline contract value	£561,021.19

ACCESS	Contract	England and Wales
24 month ratio of assessments to patient IDs	1.04	1.09

ACTIVITY


Month	Adjusted Scheduled Activity (UOA)	
	2017	2018
April	62	-1,026
May	316	-956
June	426	-723
July	700	439
August	805	460
September	847	502
October	1,418	693
November	1,461	1,021
December	1,653	1,378
January	1,716	
February	1,716	
March	1,745	
April	1,850	
May	1,850	
June	1,850	

QUALITY	Contract Quantity	Contract Base Number	Contract *	Region	England
% of all assessments that were assess and fit appliances (rolling 12 month period)	129	160	80.6%	57.7%	58.6%
% of all assessments that were assess and refuse (rolling 12 month period)	12	160	7.5%	11.3%	11.3%
% of all assessments that were assess and review (rolling 12 month period)	19	160	11.9%	31.0%	30.0%
% of terminated courses where treatment was abandoned or discontinued (rolling 12 month period)	33	52	63.5%	8.4%	7.4%
% of completed treatments indicating that PAR score was taken (year to date)	16	18	88.9%	61.0%	64.3%
Rate of removable appliances per 100 fixed appliances - proposed treatment (rolling 12 month period)	43	114	37.72	7.20	5.53
Rate of removable appliances per 100 fixed appliances - completed treatment (rolling 12 month period)	3	34	8.82	6.14	4.60
% of courses of treatment with removable appliances only - proposed treatment (rolling 12 month period)	43	129	33.3%	2.5%	1.9%
% of courses of treatment with removable appliances only - completed treatment (rolling 12 month period)	0	19	0.0%	1.6%	1.4%
% of patients satisfied with the treatment they have received (rolling 12 month period)	7	7	100.0%	96.5%	95.9%

* Figures in italics indicate that the base number is less than 100.

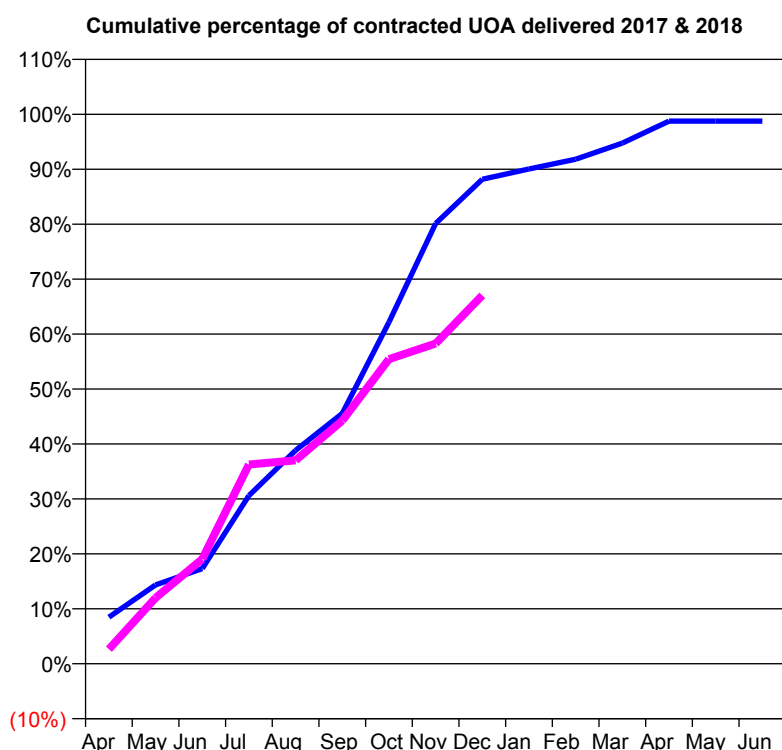
Q54 - Vital Signs Orthodontic At a Glance Contract Report for 126543/0001 - December 2017

Name or company name	Amblecote Dental Care
Contract type name	Pilot Contract
Purpose of contract	General and Orthodontic
Contract start date	01/10/2014
Contract end date	

17/18 Contracted general activity (UDA)	21,139
Carry forward general activity (UDA)	0
17/18 Contracted orthodontic activity (UOA)	1,699
Carry forward orthodontic activity (UOA)	21
Baseline contract value	£785,177.96

ACCESS

	Contract	England and Wales
24 month ratio of assessments to patient IDs	1.17	1.09

ACTIVITY


Month	Adjusted Scheduled Activity (UOA)	
	2017	2018
April	144	45
May	244	204
June	294	324
July	520	616
August	660	629
September	774	752
October	1,056	942
November	1,361	990
December	1,498	1,139
January	1,530	
February	1,560	
March	1,610	
April	1,678	
May	1,678	
June	1,678	

QUALITY

	Contract Quantity	Contract Base Number	Contract *	Region	England
% of all assessments that were assess and fit appliances (rolling 12 month period)	55	248	22.2%	57.7%	58.6%
% of all assessments that were assess and refuse (rolling 12 month period)	59	248	23.8%	11.3%	11.3%
% of all assessments that were assess and review (rolling 12 month period)	134	248	54.0%	31.0%	30.0%
% of terminated courses where treatment was abandoned or discontinued (rolling 12 month period)	7	48	14.6%	8.4%	7.4%
% of completed treatments indicating that PAR score was taken (year to date)	0	24	0.0%	61.0%	64.3%
Rate of removable appliances per 100 fixed appliances - proposed treatment (rolling 12 month period)	20	71	28.17	7.20	5.53
Rate of removable appliances per 100 fixed appliances - completed treatment (rolling 12 month period)	0	11	0.00	6.14	4.60
% of courses of treatment with removable appliances only - proposed treatment (rolling 12 month period)	17	55	30.9%	2.5%	1.9%
% of courses of treatment with removable appliances only - completed treatment (rolling 12 month period)	0	41	0.0%	1.6%	1.4%
% of patients satisfied with the treatment they have received (rolling 12 month period)	3	4	75.0%	96.5%	95.9%

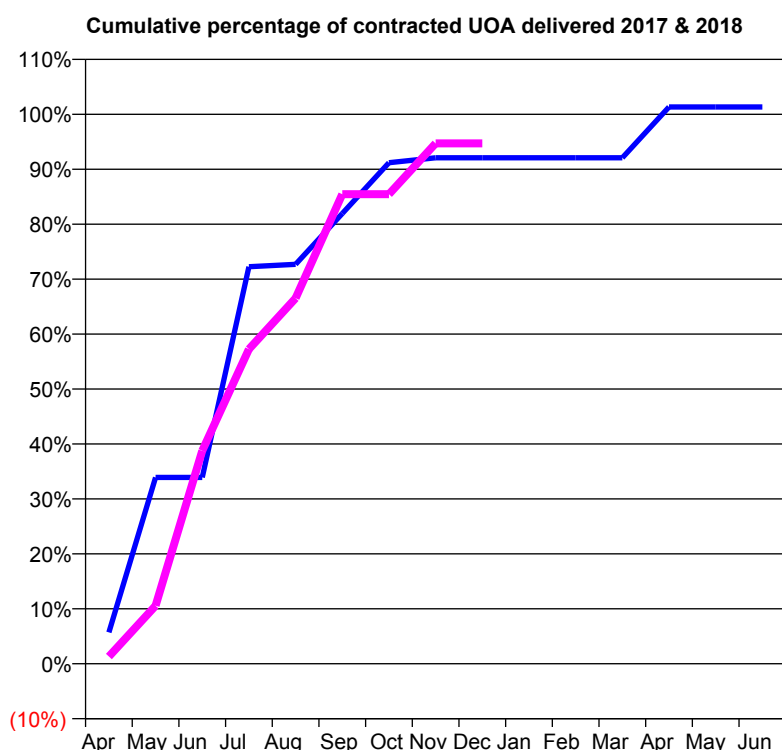
* Figures in italics indicate that the base number is less than 100.

Q54 - Vital Signs Orthodontic At a Glance Contract Report for 129321/0001 - December 2017

Name or company name	Smile By Smile Dental
Contract type name	GDS Contract
Purpose of contract	General and Orthodontic
Contract start date	01/08/2011
Contract end date	

17/18 Contracted general activity (UDA)	8,806
Carry forward general activity (UDA)	12
17/18 Contracted orthodontic activity (UOA)	227
Carry forward orthodontic activity (UOA)	-3
Baseline contract value	£216,929.45

ACCESS	Contract	England and Wales
24 month ratio of assessments to patient IDs	1.26	1.09

ACTIVITY


Month	Adjusted Scheduled Activity (UOA)	
	2017	2018
April	13	3
May	77	24
June	77	88
July	164	130
August	165	151
September	186	194
October	207	194
November	209	215
December	209	215
January	209	
February	209	
March	209	
April	230	
May	230	
June	230	

QUALITY	Contract Quantity	Contract Base Number	Contract *	Region	England
% of all assessments that were assess and fit appliances (rolling 12 month period)	11	13	84.6%	57.7%	58.6%
% of all assessments that were assess and refuse (rolling 12 month period)	0	13	0.0%	11.3%	11.3%
% of all assessments that were assess and review (rolling 12 month period)	2	13	15.4%	31.0%	30.0%
% of terminated courses where treatment was abandoned or discontinued (rolling 12 month period)	2	5	40.0%	8.4%	7.4%
% of completed treatments indicating that PAR score was taken (year to date)	0	3	0.0%	61.0%	64.3%
Rate of removable appliances per 100 fixed appliances - proposed treatment (rolling 12 month period)	2	21	9.52	7.20	5.53
Rate of removable appliances per 100 fixed appliances - completed treatment (rolling 12 month period)	1	6	16.67	6.14	4.60
% of courses of treatment with removable appliances only - proposed treatment (rolling 12 month period)	0	11	0.0%	2.5%	1.9%
% of courses of treatment with removable appliances only - completed treatment (rolling 12 month period)	0	3	0.0%	1.6%	1.4%
% of patients satisfied with the treatment they have received (rolling 12 month period)	0	0	N/A	96.5%	95.9%

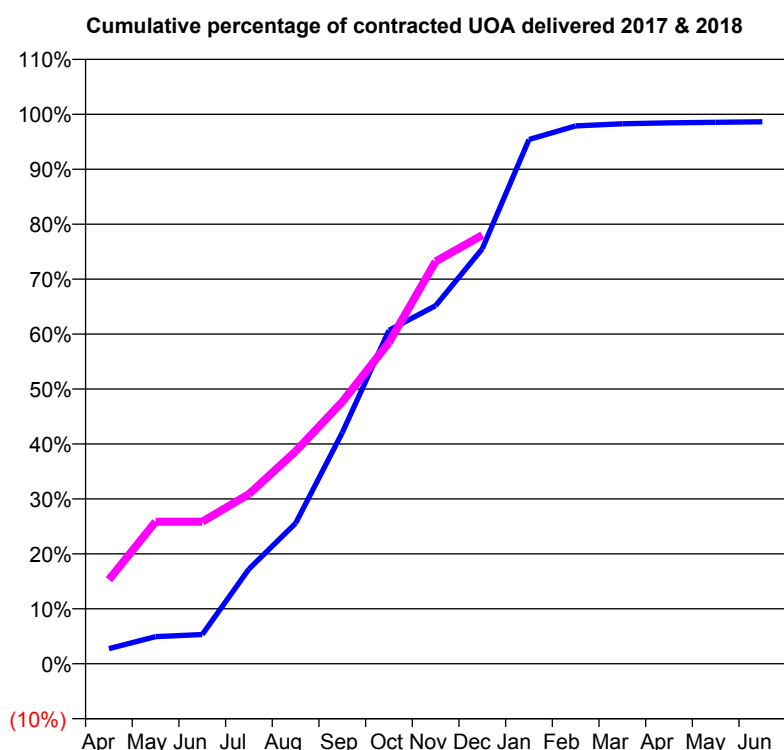
* Figures in italics indicate that the base number is less than 100.

Q54 - Vital Signs Orthodontic At a Glance Contract Report for 131342/0001 - December 2017

Name or company name	Camila Pema Dhaya & Jatinder Kaur
Contract type name	GDS Contract
Purpose of contract	General and Orthodontic
Contract start date	01/04/2010
Contract end date	

17/18 Contracted general activity (UDA)	44,254
Carry forward general activity (UDA)	-644
17/18 Contracted orthodontic activity (UOA)	1,091
Carry forward orthodontic activity (UOA)	15
Baseline contract value	£1,329,614.45

ACCESS	Contract	England and Wales
24 month ratio of assessments to patient IDs	1.05	1.09

ACTIVITY


Month	Adjusted Scheduled Activity (UOA)	
	2017	2018
April	30	167
May	54	282
June	58	282
July	188	337
August	279	422
September	459	520
October	662	638
November	711	799
December	824	851
January	1,041	
February	1,068	
March	1,072	
April	1,074	
May	1,075	
June	1,076	

QUALITY	Contract Quantity	Contract Base Number	Contract *	Region	England
% of all assessments that were assess and fit appliances (rolling 12 month period)	47	176	26.7%	57.7%	58.6%
% of all assessments that were assess and refuse (rolling 12 month period)	27	176	15.3%	11.3%	11.3%
% of all assessments that were assess and review (rolling 12 month period)	102	176	58.0%	31.0%	30.0%
% of terminated courses where treatment was abandoned or discontinued (rolling 12 month period)	4	17	23.5%	8.4%	7.4%
% of completed treatments indicating that PAR score was taken (year to date)	7	11	63.6%	61.0%	64.3%
Rate of removable appliances per 100 fixed appliances - proposed treatment (rolling 12 month period)	1	13	7.69	7.20	5.53
Rate of removable appliances per 100 fixed appliances - completed treatment (rolling 12 month period)	0	25	0.00	6.14	4.60
% of courses of treatment with removable appliances only - proposed treatment (rolling 12 month period)	1	47	2.1%	2.5%	1.9%
% of courses of treatment with removable appliances only - completed treatment (rolling 12 month period)	0	13	0.0%	1.6%	1.4%
% of patients satisfied with the treatment they have received (rolling 12 month period)	4	4	100.0%	96.5%	95.9%

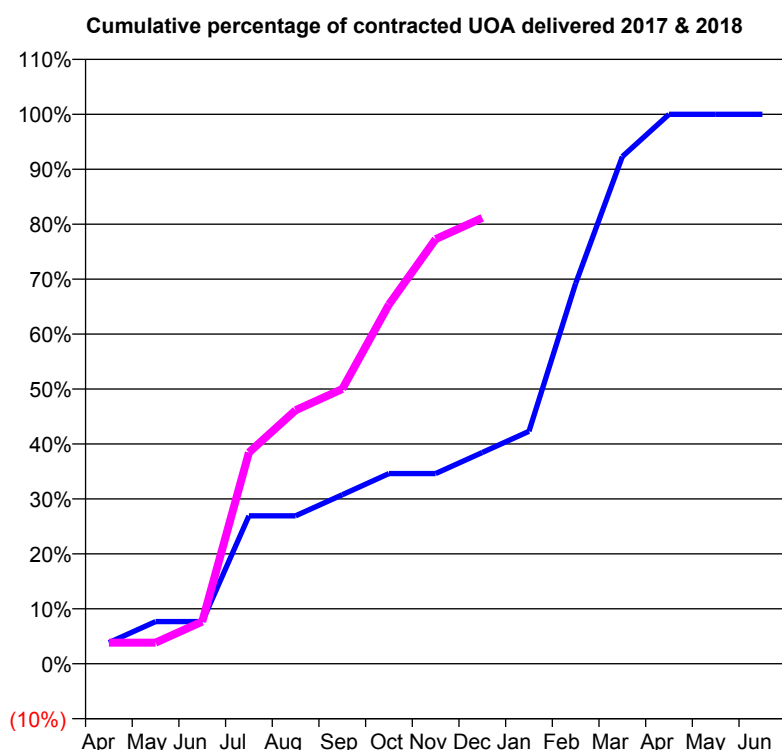
* Figures in italics indicate that the base number is less than 100.

Q54 - Vital Signs Orthodontic At a Glance Contract Report for 138657/0001 - December 2017

Name or company name	Coalway Road Dental Practice
Contract type name	GDS Contract
Purpose of contract	General and Orthodontic
Contract start date	01/06/2011
Contract end date	

17/18 Contracted general activity (UDA)	15,000
Carry forward general activity (UDA)	228
17/18 Contracted orthodontic activity (UOA)	546
Carry forward orthodontic activity (UOA)	0
Baseline contract value	£321,111.99

ACCESS	Contract	England and Wales
24 month ratio of assessments to patient IDs	1.00	1.09

ACTIVITY


Month	Adjusted Scheduled Activity (UOA)	
	2017	2018
April	21	21
May	42	21
June	42	42
July	147	210
August	147	252
September	168	273
October	189	357
November	189	422
December	210	443
January	231	
February	378	
March	504	
April	546	
May	546	
June	546	

QUALITY	Contract Quantity	Contract Base Number	Contract *	Region	England
% of all assessments that were assess and fit appliances (rolling 12 month period)	37	37	100.0%	57.7%	58.6%
% of all assessments that were assess and refuse (rolling 12 month period)	0	37	0.0%	11.3%	11.3%
% of all assessments that were assess and review (rolling 12 month period)	0	37	0.0%	31.0%	30.0%
% of terminated courses where treatment was abandoned or discontinued (rolling 12 month period)	11	25	44.0%	8.4%	7.4%
% of completed treatments indicating that PAR score was taken (year to date)	10	10	100.0%	61.0%	64.3%
Rate of removable appliances per 100 fixed appliances - proposed treatment (rolling 12 month period)	16	31	51.61	7.20	5.53
Rate of removable appliances per 100 fixed appliances - completed treatment (rolling 12 month period)	1	27	3.70	6.14	4.60
% of courses of treatment with removable appliances only - proposed treatment (rolling 12 month period)	16	37	43.2%	2.5%	1.9%
% of courses of treatment with removable appliances only - completed treatment (rolling 12 month period)	0	14	0.0%	1.6%	1.4%
% of patients satisfied with the treatment they have received (rolling 12 month period)	3	3	100.0%	96.5%	95.9%

* Figures in italics indicate that the base number is less than 100.

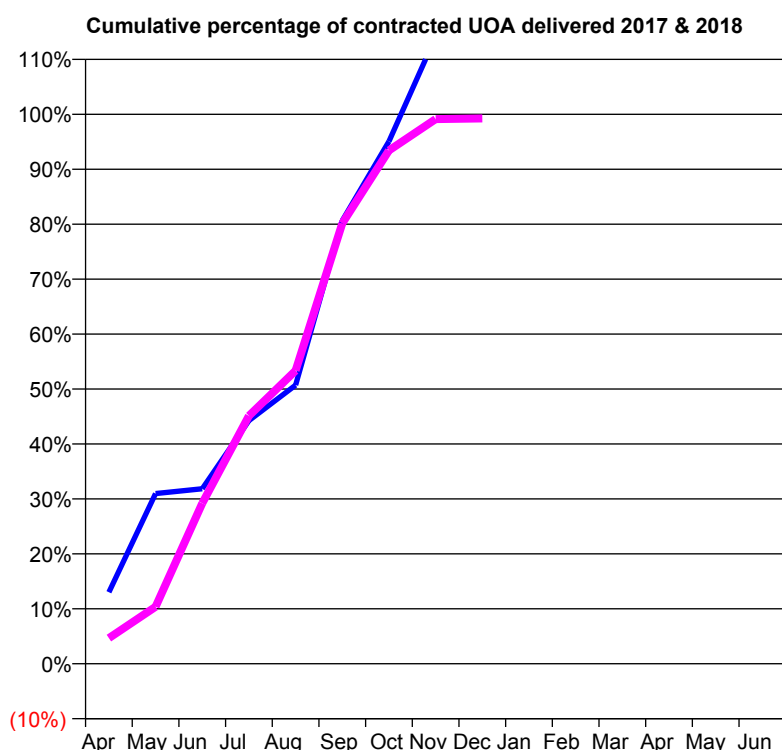
Q54 - Vital Signs Orthodontic At a Glance Contract Report for 140260/0001 - December 2017

Name or company name	Thornley & Thornley
Contract type name	GDS Contract
Purpose of contract	General and Orthodontic
Contract start date	01/04/2006
Contract end date	

17/18 Contracted general activity (UDA)	3,132
Carry forward general activity (UDA)	-41
17/18 Contracted orthodontic activity (UOA)	791
Carry forward orthodontic activity (UOA)	-16
Baseline contract value	£135,949.40

ACCESS

	Contract	England and Wales
24 month ratio of assessments to patient IDs	1.08	1.09

ACTIVITY


Month	Adjusted Scheduled Activity (UOA)	
	2017	2018
April	103	37
May	245	82
June	252	231
July	350	357
August	401	422
September	638	634
October	752	739
November	902	784
December	916	785
January	927	
February	946	
March	948	
April	948	
May	948	
June	952	

QUALITY

	Contract Quantity	Contract Base Number	Contract *	Region	England
% of all assessments that were assess and fit appliances (rolling 12 month period)	36	81	44.4%	57.7%	58.6%
% of all assessments that were assess and refuse (rolling 12 month period)	5	81	6.2%	11.3%	11.3%
% of all assessments that were assess and review (rolling 12 month period)	40	81	49.4%	31.0%	30.0%
% of terminated courses where treatment was abandoned or discontinued (rolling 12 month period)	10	62	16.1%	8.4%	7.4%
% of completed treatments indicating that PAR score was taken (year to date)	26	28	92.9%	61.0%	64.3%
Rate of removable appliances per 100 fixed appliances - proposed treatment (rolling 12 month period)	1	63	1.59	7.20	5.53
Rate of removable appliances per 100 fixed appliances - completed treatment (rolling 12 month period)	6	97	6.19	6.14	4.60
% of courses of treatment with removable appliances only - proposed treatment (rolling 12 month period)	1	36	2.8%	2.5%	1.9%
% of courses of treatment with removable appliances only - completed treatment (rolling 12 month period)	2	52	3.8%	1.6%	1.4%
% of patients satisfied with the treatment they have received (rolling 12 month period)	0	0	N/A	96.5%	95.9%

* Figures in italics indicate that the base number is less than 100.

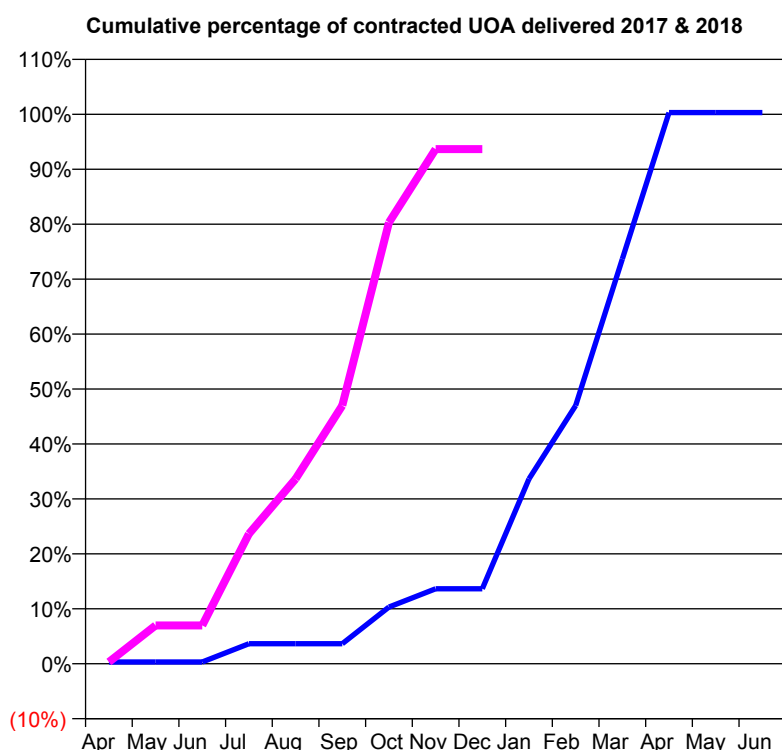
Q54 - Vital Signs Orthodontic At a Glance Contract Report for 142131/0004 - December 2017

Name or company name	New Road Dental Practice
Contract type name	PDS Contract
Purpose of contract	Orthodontic
Contract start date	13/06/2011
Contract end date	31/03/2018

17/18 Contracted general activity (UDA)	0
Carry forward general activity (UDA)	0
17/18 Contracted orthodontic activity (UOA)	630
Carry forward orthodontic activity (UOA)	-2
Baseline contract value	£30,325.81

ACCESS	Contract	England and Wales
--------	----------	-------------------

24 month ratio of assessments to patient IDs	1.00	1.09
--	------	------

ACTIVITY


Month	Adjusted Scheduled Activity (UOA)	
	2017	2018
April	2	2
May	2	44
June	2	44
July	23	149
August	23	212
September	23	296
October	65	506
November	86	590
December	86	590
January	212	
February	296	
March	464	
April	632	
May	632	
June	632	

QUALITY	Contract Quantity	Contract Base Number	Contract *	Region	England
---------	-------------------	----------------------	------------	--------	---------

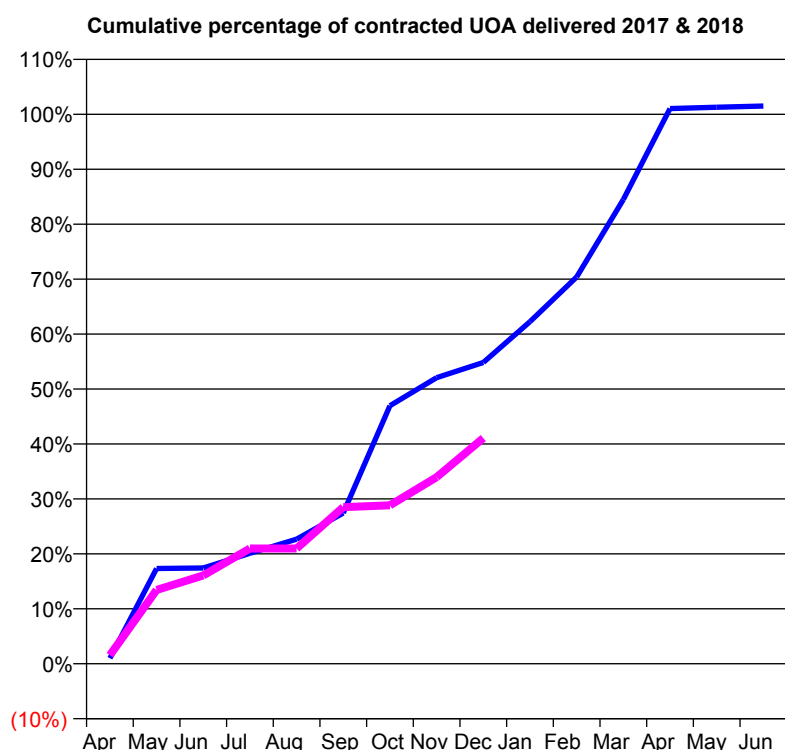
% of all assessments that were assess and fit appliances (rolling 12 month period)	54	54	100.0%	57.7%	58.6%
% of all assessments that were assess and refuse (rolling 12 month period)	0	54	0.0%	11.3%	11.3%
% of all assessments that were assess and review (rolling 12 month period)	0	54	0.0%	31.0%	30.0%
% of terminated courses where treatment was abandoned or discontinued (rolling 12 month period)	19	27	70.4%	8.4%	7.4%
% of completed treatments indicating that PAR score was taken (year to date)	7	7	100.0%	61.0%	64.3%
Rate of removable appliances per 100 fixed appliances - proposed treatment (rolling 12 month period)	22	45	48.89	7.20	5.53
Rate of removable appliances per 100 fixed appliances - completed treatment (rolling 12 month period)	0	16	0.00	6.14	4.60
% of courses of treatment with removable appliances only - proposed treatment (rolling 12 month period)	22	54	40.7%	2.5%	1.9%
% of courses of treatment with removable appliances only - completed treatment (rolling 12 month period)	0	8	0.0%	1.6%	1.4%
% of patients satisfied with the treatment they have received (rolling 12 month period)	4	4	100.0%	96.5%	95.9%

* Figures in italics indicate that the base number is less than 100.

Q54 - Vital Signs Orthodontic At a Glance Contract Report for 148733/0001 - December 2017

Name or company name	Morgan Dental	17/18 Contracted general activity (UDA)	773
Contract type name	GDS Contract	Carry forward general activity (UDA)	0
Purpose of contract	General and Orthodontic	17/18 Contracted orthodontic activity (UOA)	900
Contract start date	01/10/2013	Carry forward orthodontic activity (UOA)	-14
Contract end date		Baseline contract value	£79,304.20

ACCESS	Contract	England and Wales
24 month ratio of assessments to patient IDs	1.08	1.09

ACTIVITY


Month	Adjusted Scheduled Activity (UOA)	
	2017	2018
April	9	14
May	156	121
June	157	145
July	181	189
August	204	189
September	247	257
October	423	260
November	469	306
December	493	370
January	560	
February	633	
March	760	
April	909	
May	911	
June	913	

QUALITY	Contract Quantity	Contract Base Number	Contract *	Region	England
% of all assessments that were assess and fit appliances (rolling 12 month period)	35	74	47.3%	57.7%	58.6%
% of all assessments that were assess and refuse (rolling 12 month period)	5	74	6.8%	11.3%	11.3%
% of all assessments that were assess and review (rolling 12 month period)	34	74	45.9%	31.0%	30.0%
% of terminated courses where treatment was abandoned or discontinued (rolling 12 month period)	2	17	11.8%	8.4%	7.4%
% of completed treatments indicating that PAR score was taken (year to date)	12	12	100.0%	61.0%	64.3%
Rate of removable appliances per 100 fixed appliances - proposed treatment (rolling 12 month period)	10	68	14.71	7.20	5.53
Rate of removable appliances per 100 fixed appliances - completed treatment (rolling 12 month period)	3	25	12.00	6.14	4.60
% of courses of treatment with removable appliances only - proposed treatment (rolling 12 month period)	0	35	0.0%	2.5%	1.9%
% of courses of treatment with removable appliances only - completed treatment (rolling 12 month period)	0	15	0.0%	1.6%	1.4%
% of patients satisfied with the treatment they have received (rolling 12 month period)	0	0	N/A	96.5%	95.9%

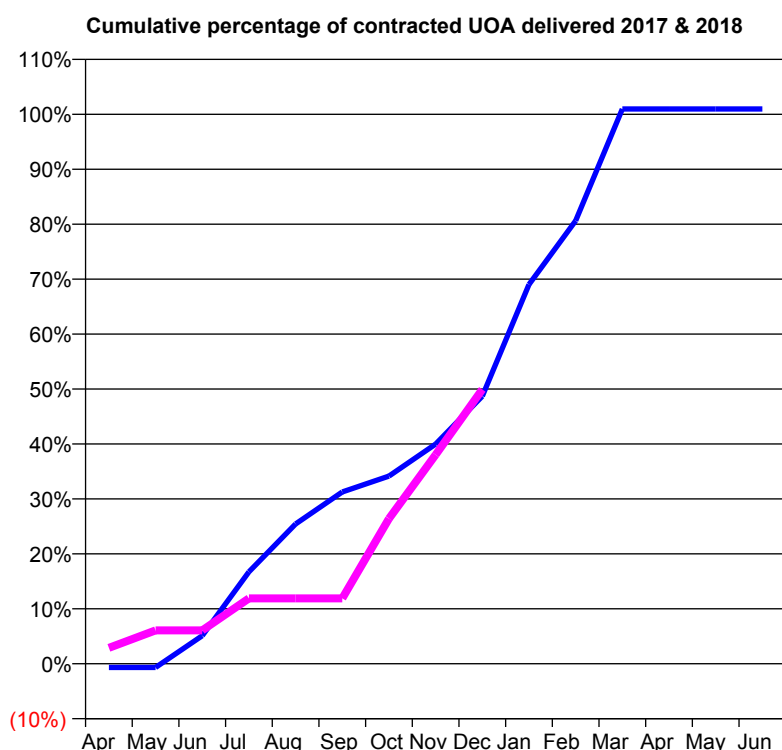
* Figures in italics indicate that the base number is less than 100.

Q54 - Vital Signs Orthodontic At a Glance Contract Report for 150665/0001 - December 2017

Name or company name	Shaw & Jandu Dental Practice
Contract type name	GDS Contract
Purpose of contract	General and Orthodontic
Contract start date	01/04/2009
Contract end date	

17/18 Contracted general activity (UDA)	10,110
Carry forward general activity (UDA)	0
17/18 Contracted orthodontic activity (UOA)	723
Carry forward orthodontic activity (UOA)	0
Baseline contract value	£261,261.90

ACCESS	Contract	England and Wales
24 month ratio of assessments to patient IDs	1.00	1.09

ACTIVITY


Month	Adjusted Scheduled Activity (UOA)	
	2017	2018
April	-5	21
May	-5	44
June	37	44
July	121	86
August	184	86
September	226	86
October	247	191
November	289	275
December	352	361
January	499	
February	583	
March	730	
April	730	
May	730	
June	730	

QUALITY	Contract Quantity	Contract Base Number	Contract *	Region	England
% of all assessments that were assess and fit appliances (rolling 12 month period)	35	35	100.0%	57.7%	58.6%
% of all assessments that were assess and refuse (rolling 12 month period)	0	35	0.0%	11.3%	11.3%
% of all assessments that were assess and review (rolling 12 month period)	0	35	0.0%	31.0%	30.0%
% of terminated courses where treatment was abandoned or discontinued (rolling 12 month period)	4	11	36.4%	8.4%	7.4%
% of completed treatments indicating that PAR score was taken (year to date)	4	5	80.0%	61.0%	64.3%
Rate of removable appliances per 100 fixed appliances - proposed treatment (rolling 12 month period)	10	39	25.64	7.20	5.53
Rate of removable appliances per 100 fixed appliances - completed treatment (rolling 12 month period)	1	8	12.50	6.14	4.60
% of courses of treatment with removable appliances only - proposed treatment (rolling 12 month period)	8	35	22.9%	2.5%	1.9%
% of courses of treatment with removable appliances only - completed treatment (rolling 12 month period)	1	7	14.3%	1.6%	1.4%
% of patients satisfied with the treatment they have received (rolling 12 month period)	0	0	N/A	96.5%	95.9%

* Figures in italics indicate that the base number is less than 100.

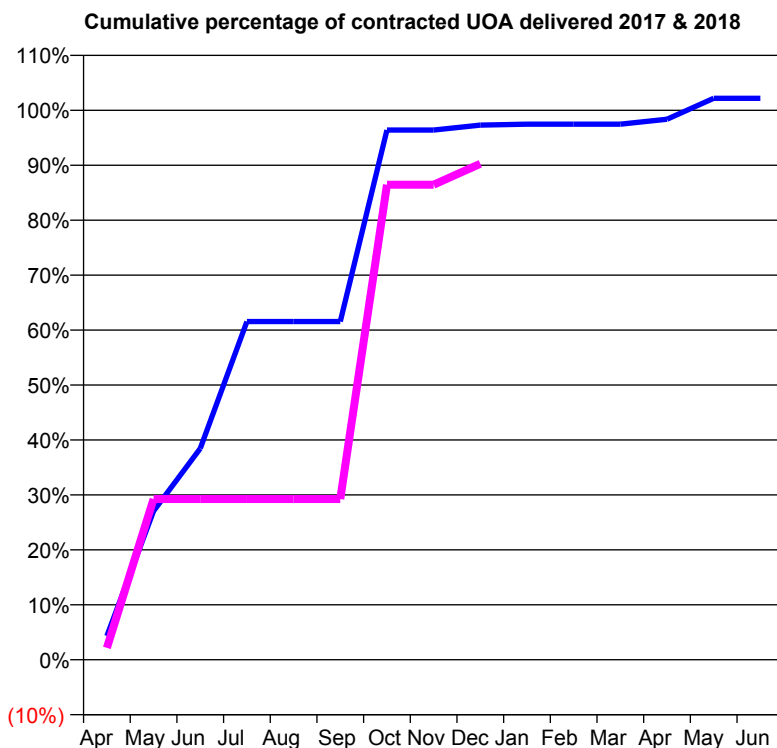
Q54 - Vital Signs Orthodontic At a Glance Contract Report for 155861/0001 - December 2017

Name or company name	Bilston Dental Surgery
Contract type name	GDS Contract
Purpose of contract	General and Orthodontic
Contract start date	25/02/2011
Contract end date	

17/18 Contracted general activity (UDA)	16,221
Carry forward general activity (UDA)	-264
17/18 Contracted orthodontic activity (UOA)	554
Carry forward orthodontic activity (UOA)	-12
Baseline contract value	£383,470.32

ACCESS

	Contract	England and Wales
24 month ratio of assessments to patient IDs	1.16	1.09

ACTIVITY


Month	Adjusted Scheduled Activity (UOA)	
	2017	2018
April	24	12
May	150	162
June	213	162
July	341	162
August	341	162
September	341	162
October	534	479
November	534	479
December	539	500
January	540	
February	540	
March	540	
April	545	
May	566	
June	566	

QUALITY

	Contract Quantity	Contract Base Number	Contract *	Region	England
% of all assessments that were assess and fit appliances (rolling 12 month period)	27	36	75.0%	57.7%	58.6%
% of all assessments that were assess and refuse (rolling 12 month period)	4	36	11.1%	11.3%	11.3%
% of all assessments that were assess and review (rolling 12 month period)	5	36	13.9%	31.0%	30.0%
% of terminated courses where treatment was abandoned or discontinued (rolling 12 month period)	1	2	50.0%	8.4%	7.4%
% of completed treatments indicating that PAR score was taken (year to date)	1	1	100.0%	61.0%	64.3%
Rate of removable appliances per 100 fixed appliances - proposed treatment (rolling 12 month period)	11	22	50.00	7.20	5.53
Rate of removable appliances per 100 fixed appliances - completed treatment (rolling 12 month period)	0	1	0.00	6.14	4.60
% of courses of treatment with removable appliances only - proposed treatment (rolling 12 month period)	11	27	40.7%	2.5%	1.9%
% of courses of treatment with removable appliances only - completed treatment (rolling 12 month period)	0	1	0.0%	1.6%	1.4%
% of patients satisfied with the treatment they have received (rolling 12 month period)	0	0	N/A	96.5%	95.9%

* Figures in italics indicate that the base number is less than 100.

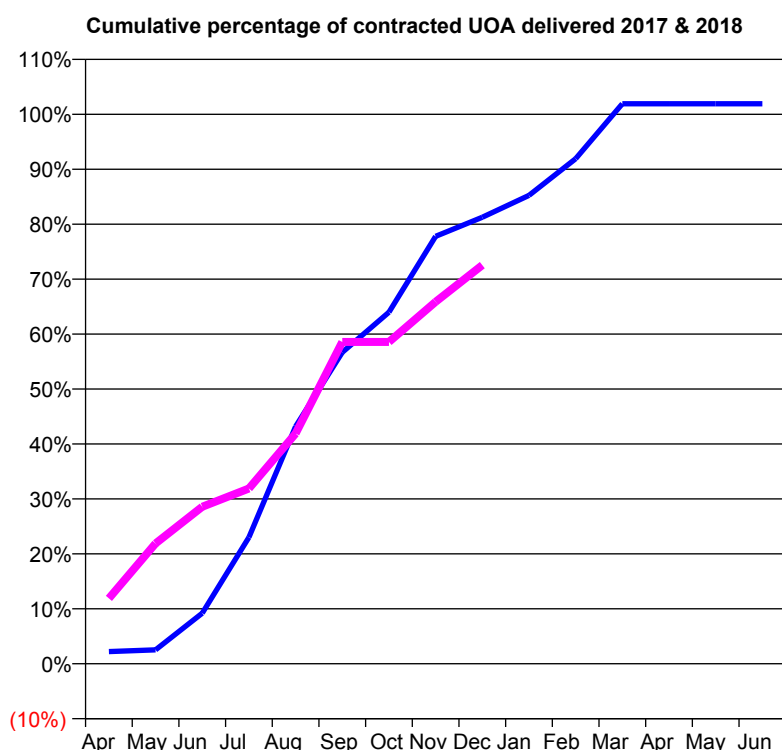
Q54 - Vital Signs Orthodontic At a Glance Contract Report for 157422/0007 - December 2017

Name or company name	Priory Dental Practice
Contract type name	PDS Contract
Purpose of contract	Orthodontic
Contract start date	13/06/2011
Contract end date	31/03/2018

17/18 Contracted general activity (UDA)	0
Carry forward general activity (UDA)	0
17/18 Contracted orthodontic activity (UOA)	630
Carry forward orthodontic activity (UOA)	-12
Baseline contract value	£30,325.81

ACCESS

	Contract	England and Wales
24 month ratio of assessments to patient IDs	1.01	1.09

ACTIVITY


Month	Adjusted Scheduled Activity (UOA)	
	2017	2018
April	14	75
May	16	138
June	58	180
July	145	201
August	272	264
September	357	369
October	403	369
November	490	415
December	512	457
January	537	
February	579	
March	642	
April	642	
May	642	
June	642	

QUALITY

	Contract Quantity	Contract Base Number	Contract *	Region	England
% of all assessments that were assess and fit appliances (rolling 12 month period)	28	32	87.5%	57.7%	58.6%
% of all assessments that were assess and refuse (rolling 12 month period)	1	32	3.1%	11.3%	11.3%
% of all assessments that were assess and review (rolling 12 month period)	3	32	9.4%	31.0%	30.0%
% of terminated courses where treatment was abandoned or discontinued (rolling 12 month period)	0	7	0.0%	8.4%	7.4%
% of completed treatments indicating that PAR score was taken (year to date)	0	6	0.0%	61.0%	64.3%
Rate of removable appliances per 100 fixed appliances - proposed treatment (rolling 12 month period)	1	41	2.44	7.20	5.53
Rate of removable appliances per 100 fixed appliances - completed treatment (rolling 12 month period)	1	14	7.14	6.14	4.60
% of courses of treatment with removable appliances only - proposed treatment (rolling 12 month period)	1	28	3.6%	2.5%	1.9%
% of courses of treatment with removable appliances only - completed treatment (rolling 12 month period)	0	7	0.0%	1.6%	1.4%
% of patients satisfied with the treatment they have received (rolling 12 month period)	0	0	N/A	96.5%	95.9%

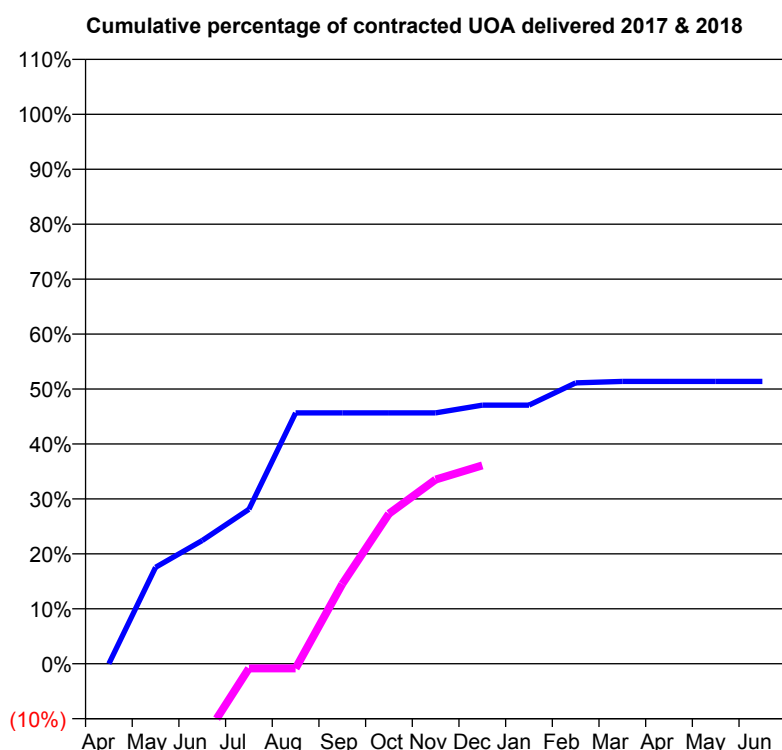
* Figures in italics indicate that the base number is less than 100.

Q54 - Vital Signs Orthodontic At a Glance Contract Report for 171654/0001 - December 2017

Name or company name	Kingswinford Health Centre 2
Contract type name	GDS Contract
Purpose of contract	General and Orthodontic
Contract start date	01/09/2014
Contract end date	

17/18 Contracted general activity (UDA)	11,155
Carry forward general activity (UDA)	38
17/18 Contracted orthodontic activity (UOA)	820
Carry forward orthodontic activity (UOA)	756
Baseline contract value	£323,581.91

ACCESS	Contract	England and Wales
24 month ratio of assessments to patient IDs	1.04	1.09

ACTIVITY


Month	Adjusted Scheduled Activity (UOA)	
	2017	2018
April	0	-756
May	273	-641
June	349	-116
July	437	-7
August	710	-7
September	710	119
October	710	224
November	710	275
December	732	296
January	732	-
February	795	-
March	799	-
April	799	-
May	799	-
June	799	-

QUALITY	Contract Quantity	Contract Base Number	Contract *	Region	England
% of all assessments that were assess and fit appliances (rolling 12 month period)	52	79	65.8%	57.7%	58.6%
% of all assessments that were assess and refuse (rolling 12 month period)	9	79	11.4%	11.3%	11.3%
% of all assessments that were assess and review (rolling 12 month period)	18	79	22.8%	31.0%	30.0%
% of terminated courses where treatment was abandoned or discontinued (rolling 12 month period)	10	22	45.5%	8.4%	7.4%
% of completed treatments indicating that PAR score was taken (year to date)	10	10	100.0%	61.0%	64.3%
Rate of removable appliances per 100 fixed appliances - proposed treatment (rolling 12 month period)	23	40	57.50	7.20	5.53
Rate of removable appliances per 100 fixed appliances - completed treatment (rolling 12 month period)	1	24	4.17	6.14	4.60
% of courses of treatment with removable appliances only - proposed treatment (rolling 12 month period)	23	52	44.2%	2.5%	1.9%
% of courses of treatment with removable appliances only - completed treatment (rolling 12 month period)	0	12	0.0%	1.6%	1.4%
% of patients satisfied with the treatment they have received (rolling 12 month period)	2	2	100.0%	96.5%	95.9%

* Figures in italics indicate that the base number is less than 100.

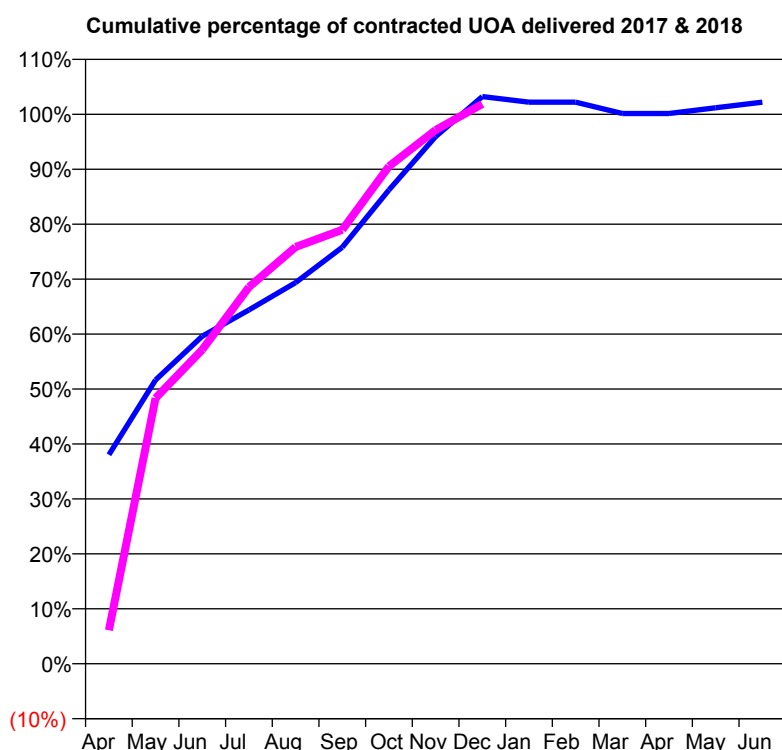
Q54 - Vital Signs Orthodontic At a Glance Contract Report for 176745/0001 - December 2017

Name or company name	Dr V Ansari
Contract type name	GDS Contract
Purpose of contract	General and Orthodontic
Contract start date	01/04/2012
Contract end date	

17/18 Contracted general activity (UDA)	3,216
Carry forward general activity (UDA)	-6
17/18 Contracted orthodontic activity (UOA)	2,050
Carry forward orthodontic activity (UOA)	-41
Baseline contract value	£217,718.84

ACCESS

	Contract	England and Wales
24 month ratio of assessments to patient IDs	1.10	1.09

ACTIVITY


Month	Adjusted Scheduled Activity (UOA)	
	2017	2018
April	780	125
May	1,059	991
June	1,222	1,172
July	1,320	1,405
August	1,422	1,555
September	1,554	1,619
October	1,768	1,856
November	1,967	1,991
December	2,116	2,088
January	2,095	
February	2,095	
March	2,053	
April	2,053	
May	2,074	
June	2,095	

QUALITY

	Contract Quantity	Contract Base Number	Contract *	Region	England
% of all assessments that were assess and fit appliances (rolling 12 month period)	94	241	39.0%	57.7%	58.6%
% of all assessments that were assess and refuse (rolling 12 month period)	48	241	19.9%	11.3%	11.3%
% of all assessments that were assess and review (rolling 12 month period)	99	241	41.1%	31.0%	30.0%
% of terminated courses where treatment was abandoned or discontinued (rolling 12 month period)	7	86	8.1%	8.4%	7.4%
% of completed treatments indicating that PAR score was taken (year to date)	0	54	0.0%	61.0%	64.3%
Rate of removable appliances per 100 fixed appliances - proposed treatment (rolling 12 month period)	3	174	1.72	7.20	5.53
Rate of removable appliances per 100 fixed appliances - completed treatment (rolling 12 month period)	0	157	0.00	6.14	4.60
% of courses of treatment with removable appliances only - proposed treatment (rolling 12 month period)	3	94	3.2%	2.5%	1.9%
% of courses of treatment with removable appliances only - completed treatment (rolling 12 month period)	0	79	0.0%	1.6%	1.4%
% of patients satisfied with the treatment they have received (rolling 12 month period)	2	2	100.0%	96.5%	95.9%

* Figures in italics indicate that the base number is less than 100.

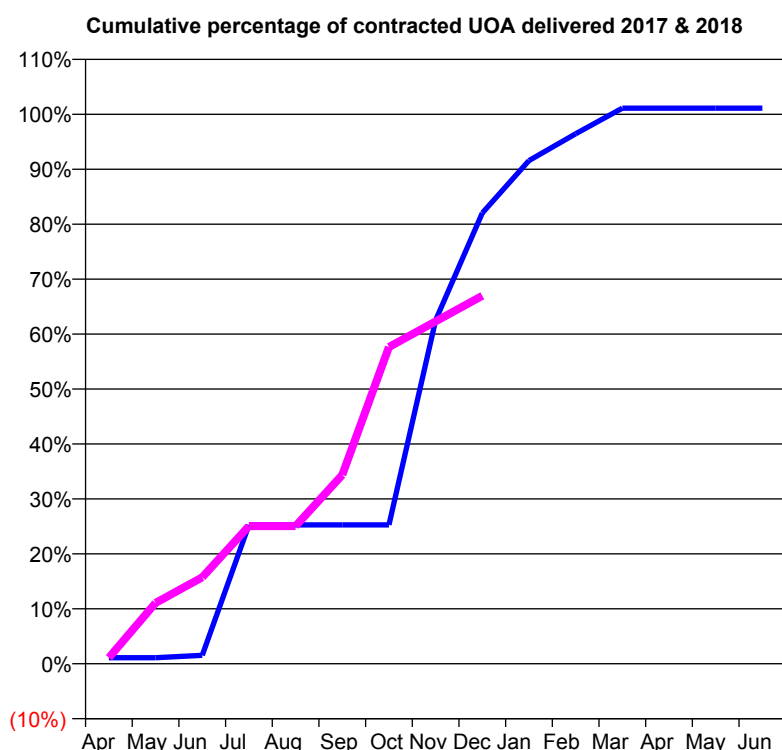
Q54 - Vital Signs Orthodontic At a Glance Contract Report for 184926/0001 - December 2017

Name or company name	Mrs Jaspreet Kiran Kaur Pahal
Contract type name	GDS Contract
Purpose of contract	General and Orthodontic
Contract start date	01/01/2016
Contract end date	

17/18 Contracted general activity (UDA)	7,545
Carry forward general activity (UDA)	-8
17/18 Contracted orthodontic activity (UOA)	451
Carry forward orthodontic activity (UOA)	-5
Baseline contract value	£207,236.21

ACCESS

	Contract	England and Wales
24 month ratio of assessments to patient IDs	1.02	1.09

ACTIVITY


Month	Adjusted Scheduled Activity (UOA)	
	2017	2018
April	5	5
May	5	50
June	7	71
July	114	113
August	114	113
September	114	155
October	114	260
November	282	281
December	370	302
January	413	
February	435	
March	456	
April	456	
May	456	
June	456	

QUALITY

	Contract Quantity	Contract Base Number	Contract *	Region	England
% of all assessments that were assess and fit appliances (rolling 12 month period)	18	23	78.3%	57.7%	58.6%
% of all assessments that were assess and refuse (rolling 12 month period)	0	23	0.0%	11.3%	11.3%
% of all assessments that were assess and review (rolling 12 month period)	5	23	21.7%	31.0%	30.0%
% of terminated courses where treatment was abandoned or discontinued (rolling 12 month period)	1	8	12.5%	8.4%	7.4%
% of completed treatments indicating that PAR score was taken (year to date)	0	4	0.0%	61.0%	64.3%
Rate of removable appliances per 100 fixed appliances - proposed treatment (rolling 12 month period)	0	2	0.00	7.20	5.53
Rate of removable appliances per 100 fixed appliances - completed treatment (rolling 12 month period)	0	1	0.00	6.14	4.60
% of courses of treatment with removable appliances only - proposed treatment (rolling 12 month period)	0	18	0.0%	2.5%	1.9%
% of courses of treatment with removable appliances only - completed treatment (rolling 12 month period)	0	7	0.0%	1.6%	1.4%
% of patients satisfied with the treatment they have received (rolling 12 month period)	1	1	100.0%	96.5%	95.9%

* Figures in italics indicate that the base number is less than 100.

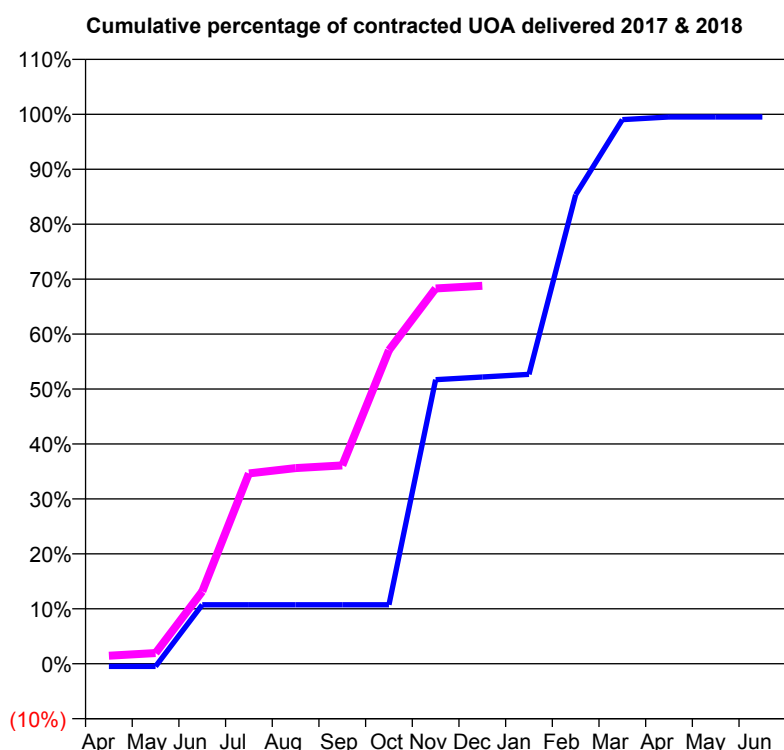
Q54 - Vital Signs Orthodontic At a Glance Contract Report for 190489/0001 - December 2017

Name or company name	Titley, Darby, Dehal and Associates
Contract type name	GDS Contract
Purpose of contract	General and Orthodontic
Contract start date	01/11/2011
Contract end date	

17/18 Contracted general activity (UDA)	27,023
Carry forward general activity (UDA)	0
17/18 Contracted orthodontic activity (UOA)	205
Carry forward orthodontic activity (UOA)	0
Baseline contract value	£656,605.01

ACCESS

	Contract	England and Wales
24 month ratio of assessments to patient IDs	1.10	1.09

ACTIVITY


Month	Adjusted Scheduled Activity (UOA)	
	2017	2018
April	-1	3
May	-1	4
June	22	27
July	22	71
August	22	73
September	22	74
October	22	117
November	106	140
December	107	141
January	108	
February	175	
March	203	
April	204	
May	204	
June	204	

QUALITY

	Contract Quantity	Contract Base Number	Contract *	Region	England
% of all assessments that were assess and fit appliances (rolling 12 month period)	11	35	31.4%	57.7%	58.6%
% of all assessments that were assess and refuse (rolling 12 month period)	6	35	17.1%	11.3%	11.3%
% of all assessments that were assess and review (rolling 12 month period)	18	35	51.4%	31.0%	30.0%
% of terminated courses where treatment was abandoned or discontinued (rolling 12 month period)	0	12	0.0%	8.4%	7.4%
% of completed treatments indicating that PAR score was taken (year to date)	0	10	0.0%	61.0%	64.3%
Rate of removable appliances per 100 fixed appliances - proposed treatment (rolling 12 month period)	1	17	5.88	7.20	5.53
Rate of removable appliances per 100 fixed appliances - completed treatment (rolling 12 month period)	0	0	N/A	6.14	4.60
% of courses of treatment with removable appliances only - proposed treatment (rolling 12 month period)	1	11	9.1%	2.5%	1.9%
% of courses of treatment with removable appliances only - completed treatment (rolling 12 month period)	0	12	0.0%	1.6%	1.4%
% of patients satisfied with the treatment they have received (rolling 12 month period)	0	0	N/A	96.5%	95.9%

* Figures in italics indicate that the base number is less than 100.

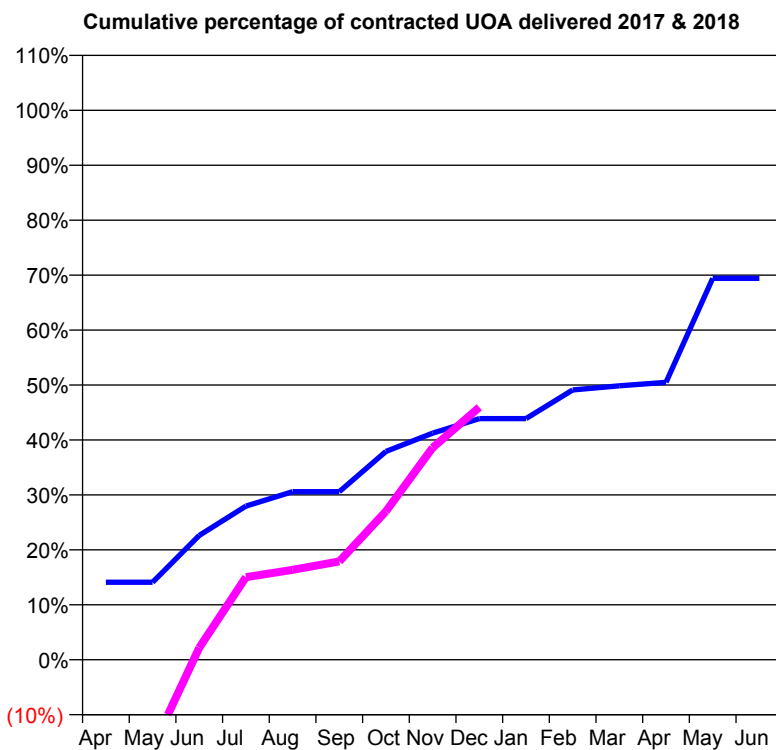
Q54 - Vital Signs Orthodontic At a Glance Contract Report for 192198/0001 - December 2017

Name or company name	Mr Richard Cure & Mr Preshaan Sitlu
Contract type name	PDS Contract
Purpose of contract	Orthodontic
Contract start date	02/08/2010
Contract end date	31/03/2018

17/18 Contracted general activity (UDA)	0
Carry forward general activity (UDA)	0
17/18 Contracted orthodontic activity (UOA)	1,643
Carry forward orthodontic activity (UOA)	984
Baseline contract value	£110,558.03

ACCESS

	Contract	England and Wales
24 month ratio of assessments to patient IDs	1.03	1.09

ACTIVITY


Month	Adjusted Scheduled Activity (UOA)	
	2017	2018
April	454	-983
May	454	-263
June	728	36
July	900	247
August	984	269
September	984	294
October	1,220	444
November	1,327	634
December	1,412	755
January	1,412	-
February	1,580	-
March	1,604	-
April	1,625	-
May	2,234	-
June	2,234	-

QUALITY

	Contract Quantity	Contract Base Number	Contract *	Region	England
% of all assessments that were assess and fit appliances (rolling 12 month period)	122	159	76.7%	57.7%	58.6%
% of all assessments that were assess and refuse (rolling 12 month period)	11	159	6.9%	11.3%	11.3%
% of all assessments that were assess and review (rolling 12 month period)	26	159	16.4%	31.0%	30.0%
% of terminated courses where treatment was abandoned or discontinued (rolling 12 month period)	8	109	7.3%	8.4%	7.4%
% of completed treatments indicating that PAR score was taken (year to date)	0	76	0.0%	61.0%	64.3%
Rate of removable appliances per 100 fixed appliances - proposed treatment (rolling 12 month period)	6	215	2.79	7.20	5.53
Rate of removable appliances per 100 fixed appliances - completed treatment (rolling 12 month period)	99	75	132.00	6.14	4.60
% of courses of treatment with removable appliances only - proposed treatment (rolling 12 month period)	6	122	4.9%	2.5%	1.9%
% of courses of treatment with removable appliances only - completed treatment (rolling 12 month period)	57	101	56.4%	1.6%	1.4%
% of patients satisfied with the treatment they have received (rolling 12 month period)	9	9	100.0%	96.5%	95.9%

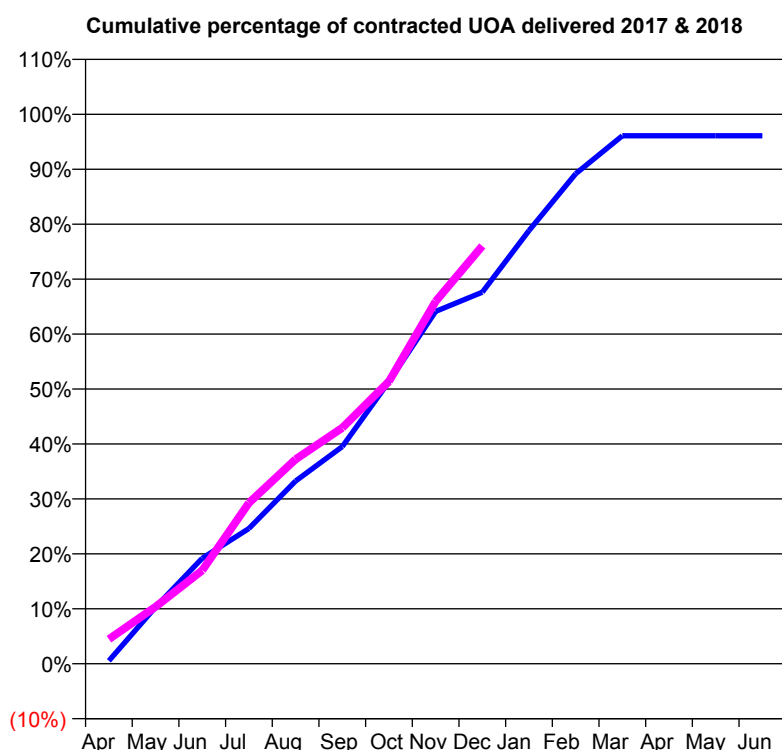
* Figures in italics indicate that the base number is less than 100.

Q54 - Vital Signs Orthodontic At a Glance Contract Report for 199001/0001 - December 2017

Name or company name	Orthodontics For You	17/18 Contracted general activity (UDA)	0
Contract type name	PDS Contract	Carry forward general activity (UDA)	0
Purpose of contract	Orthodontic	17/18 Contracted orthodontic activity (UOA)	12,637
Contract start date	01/07/2011	Carry forward orthodontic activity (UOA)	0
Contract end date	31/03/2018	Baseline contract value	£824,580.30

ACCESS

	Contract	England and Wales
24 month ratio of assessments to patient IDs	1.09	1.09

ACTIVITY


Month	Adjusted Scheduled Activity (UOA)	
	2017	2018
April	70	565
May	1,306	1,312
June	2,430	2,149
July	3,117	3,700
August	4,210	4,702
September	5,003	5,425
October	6,498	6,493
November	8,116	8,335
December	8,559	9,608
January	9,979	
February	11,287	
March	12,161	
April	12,161	
May	12,161	
June	12,161	

QUALITY

	Contract Quantity	Contract Base Number	Contract *	Region	England
% of all assessments that were assess and fit appliances (rolling 12 month period)	624	1,470	42.4%	57.7%	58.6%
% of all assessments that were assess and refuse (rolling 12 month period)	99	1,470	6.7%	11.3%	11.3%
% of all assessments that were assess and review (rolling 12 month period)	747	1,470	50.8%	31.0%	30.0%
% of terminated courses where treatment was abandoned or discontinued (rolling 12 month period)	46	539	8.5%	8.4%	7.4%
% of completed treatments indicating that PAR score was taken (year to date)	254	374	67.9%	61.0%	64.3%
Rate of removable appliances per 100 fixed appliances - proposed treatment (rolling 12 month period)	81	1,185	6.84	7.20	5.53
Rate of removable appliances per 100 fixed appliances - completed treatment (rolling 12 month period)	67	888	7.55	6.14	4.60
% of courses of treatment with removable appliances only - proposed treatment (rolling 12 month period)	10	624	1.6%	2.5%	1.9%
% of courses of treatment with removable appliances only - completed treatment (rolling 12 month period)	10	493	2.0%	1.6%	1.4%
% of patients satisfied with the treatment they have received (rolling 12 month period)	16	16	100.0%	96.5%	95.9%

* Figures in italics indicate that the base number is less than 100.

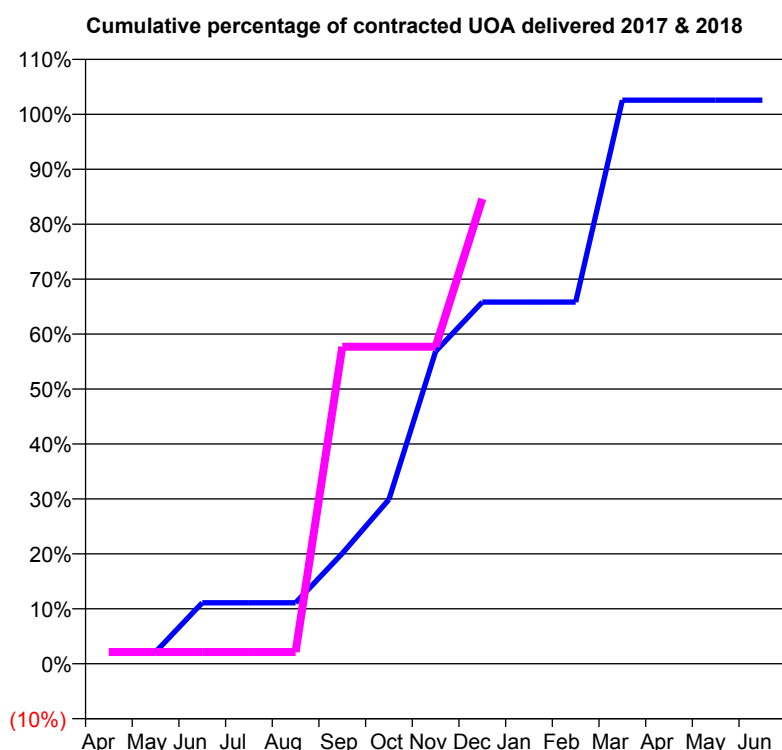
Q54 - Vital Signs Orthodontic At a Glance Contract Report for 220124/0001 - December 2017

Name or company name	MR PK PATEL
Contract type name	GDS Contract
Purpose of contract	General and Orthodontic
Contract start date	01/04/2006
Contract end date	

17/18 Contracted general activity (UDA)	11,324
Carry forward general activity (UDA)	-109
17/18 Contracted orthodontic activity (UOA)	234
Carry forward orthodontic activity (UOA)	-5
Baseline contract value	£351,240.61

ACCESS

	Contract	England and Wales
24 month ratio of assessments to patient IDs	1.00	1.09

ACTIVITY


Month	Adjusted Scheduled Activity (UOA)	
	2017	2018
April	5	5
May	5	5
June	26	5
July	26	5
August	26	5
September	47	135
October	70	135
November	133	135
December	154	198
January	154	
February	154	
March	240	
April	240	
May	240	
June	240	

QUALITY

	Contract Quantity	Contract Base Number	Contract *	Region	England
% of all assessments that were assess and fit appliances (rolling 12 month period)	13	13	100.0%	57.7%	58.6%
% of all assessments that were assess and refuse (rolling 12 month period)	0	13	0.0%	11.3%	11.3%
% of all assessments that were assess and review (rolling 12 month period)	0	13	0.0%	31.0%	30.0%
% of terminated courses where treatment was abandoned or discontinued (rolling 12 month period)	0	15	0.0%	8.4%	7.4%
% of completed treatments indicating that PAR score was taken (year to date)	0	8	0.0%	61.0%	64.3%
Rate of removable appliances per 100 fixed appliances - proposed treatment (rolling 12 month period)	0	26	0.00	7.20	5.53
Rate of removable appliances per 100 fixed appliances - completed treatment (rolling 12 month period)	0	30	0.00	6.14	4.60
% of courses of treatment with removable appliances only - proposed treatment (rolling 12 month period)	0	13	0.0%	2.5%	1.9%
% of courses of treatment with removable appliances only - completed treatment (rolling 12 month period)	0	15	0.0%	1.6%	1.4%
% of patients satisfied with the treatment they have received (rolling 12 month period)	0	0	N/A	96.5%	95.9%

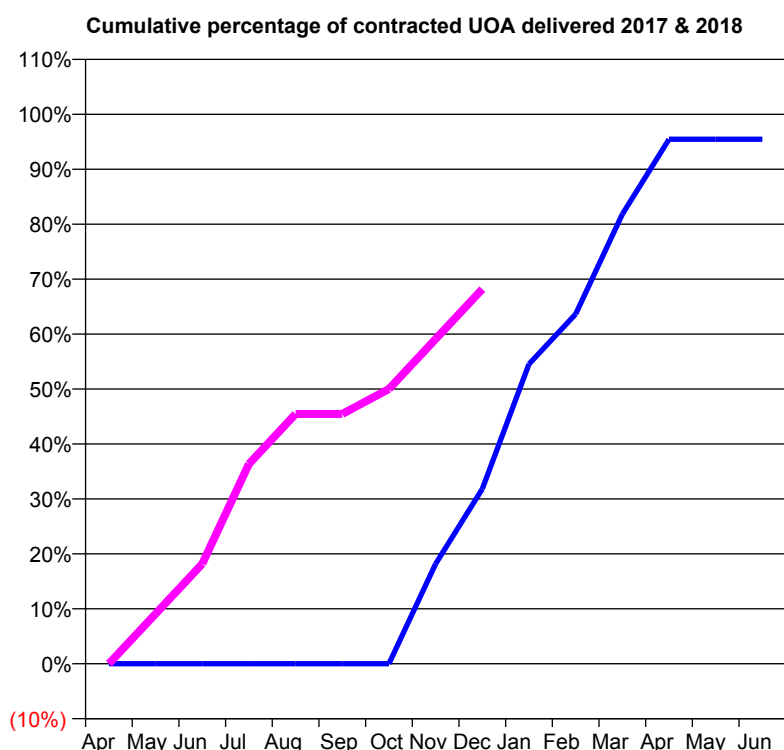
* Figures in italics indicate that the base number is less than 100.

Q54 - Vital Signs Orthodontic At a Glance Contract Report for 220922/0001 - December 2017

Name or company name	MR JS SIDHU
Contract type name	GDS Contract
Purpose of contract	General and Orthodontic
Contract start date	01/04/2006
Contract end date	

17/18 Contracted general activity (UDA)	19,884
Carry forward general activity (UDA)	-384
17/18 Contracted orthodontic activity (UOA)	22
Carry forward orthodontic activity (UOA)	0
Baseline contract value	£509,009.10

ACCESS	Contract	England and Wales
24 month ratio of assessments to patient IDs	1.00	1.09

ACTIVITY


Month	Adjusted Scheduled Activity (UOA)	
	2017	2018
April	0	0
May	0	2
June	0	4
July	0	8
August	0	10
September	0	10
October	0	11
November	4	13
December	7	15
January	12	
February	14	
March	18	
April	21	
May	21	
June	21	

QUALITY	Contract Quantity	Contract Base Number	Contract *	Region	England
% of all assessments that were assess and fit appliances (rolling 12 month period)	0	29	0.0%	57.7%	58.6%
% of all assessments that were assess and refuse (rolling 12 month period)	2	29	6.9%	11.3%	11.3%
% of all assessments that were assess and review (rolling 12 month period)	27	29	93.1%	31.0%	30.0%
% of terminated courses where treatment was abandoned or discontinued (rolling 12 month period)	0	1	0.0%	8.4%	7.4%
% of completed treatments indicating that PAR score was taken (year to date)	0	0	N/A	61.0%	64.3%
Rate of removable appliances per 100 fixed appliances - proposed treatment (rolling 12 month period)	0	0	N/A	7.20	5.53
Rate of removable appliances per 100 fixed appliances - completed treatment (rolling 12 month period)	0	0	N/A	6.14	4.60
% of courses of treatment with removable appliances only - proposed treatment (rolling 12 month period)	0	0	N/A	2.5%	1.9%
% of courses of treatment with removable appliances only - completed treatment (rolling 12 month period)	0	1	0.0%	1.6%	1.4%
% of patients satisfied with the treatment they have received (rolling 12 month period)	0	0	N/A	96.5%	95.9%

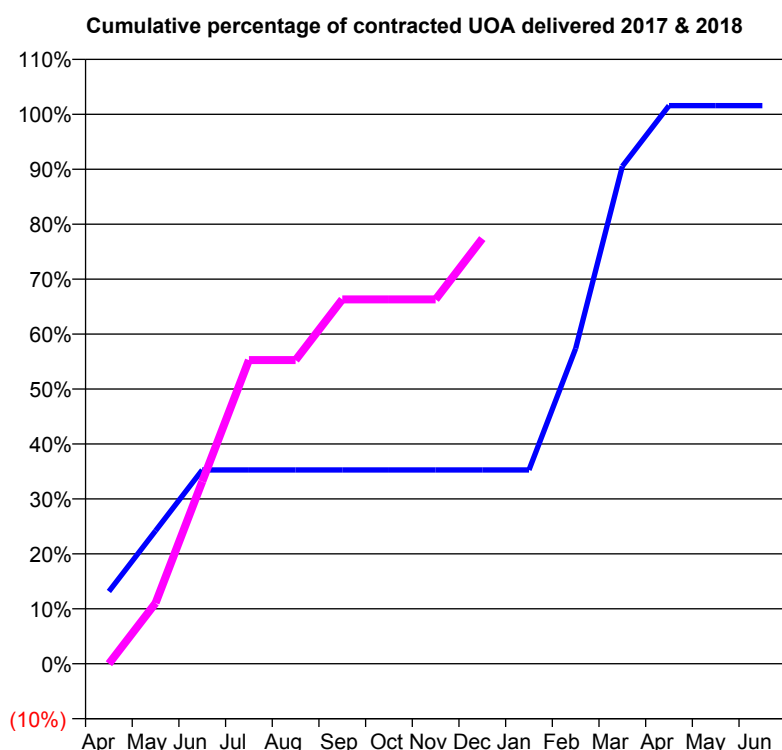
* Figures in italics indicate that the base number is less than 100.

Q54 - Vital Signs Orthodontic At a Glance Contract Report for 241083/0001 - December 2017

Name or company name	MR V SUDRA
Contract type name	GDS Contract
Purpose of contract	General and Orthodontic
Contract start date	01/04/2006
Contract end date	

17/18 Contracted general activity (UDA)	11,592
Carry forward general activity (UDA)	0
17/18 Contracted orthodontic activity (UOA)	190
Carry forward orthodontic activity (UOA)	0
Baseline contract value	£378,461.94

ACCESS	Contract	England and Wales
24 month ratio of assessments to patient IDs	1.00	1.09

ACTIVITY


Month	Adjusted Scheduled Activity (UOA)	
	2017	2018
April	25	0
May	46	21
June	67	63
July	67	105
August	67	105
September	67	126
October	67	126
November	67	126
December	67	147
January	67	
February	109	
March	172	
April	193	
May	193	
June	193	

QUALITY

	Contract Quantity	Contract Base Number	Contract *	Region	England
% of all assessments that were assess and fit appliances (rolling 12 month period)	13	13	100.0%	57.7%	58.6%
% of all assessments that were assess and refuse (rolling 12 month period)	0	13	0.0%	11.3%	11.3%
% of all assessments that were assess and review (rolling 12 month period)	0	13	0.0%	31.0%	30.0%
% of terminated courses where treatment was abandoned or discontinued (rolling 12 month period)	0	12	0.0%	8.4%	7.4%
% of completed treatments indicating that PAR score was taken (year to date)	9	11	81.8%	61.0%	64.3%
Rate of removable appliances per 100 fixed appliances - proposed treatment (rolling 12 month period)	1	26	3.85	7.20	5.53
Rate of removable appliances per 100 fixed appliances - completed treatment (rolling 12 month period)	3	22	13.64	6.14	4.60
% of courses of treatment with removable appliances only - proposed treatment (rolling 12 month period)	0	13	0.0%	2.5%	1.9%
% of courses of treatment with removable appliances only - completed treatment (rolling 12 month period)	0	12	0.0%	1.6%	1.4%
% of patients satisfied with the treatment they have received (rolling 12 month period)	0	0	N/A	96.5%	95.9%

* Figures in italics indicate that the base number is less than 100.

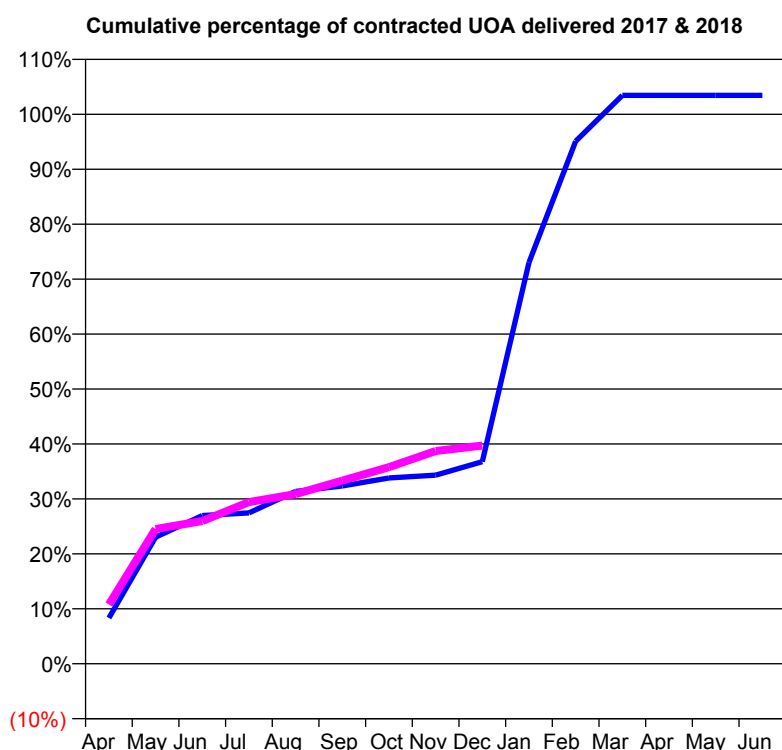
Q54 - Vital Signs Orthodontic At a Glance Contract Report for 244228/0001 - December 2017

Name or company name	MR JS BARDHA
Contract type name	GDS Contract
Purpose of contract	General and Orthodontic
Contract start date	01/04/2006
Contract end date	

17/18 Contracted general activity (UDA)	9,698
Carry forward general activity (UDA)	16
17/18 Contracted orthodontic activity (UOA)	204
Carry forward orthodontic activity (UOA)	-5
Baseline contract value	£278,171.41

ACCESS

	Contract	England and Wales
24 month ratio of assessments to patient IDs	1.17	1.09

ACTIVITY


Month	Adjusted Scheduled Activity (UOA)	
	2017	2018
April	17	22
May	47	50
June	55	53
July	56	60
August	64	63
September	66	68
October	69	73
November	70	79
December	75	81
January	149	
February	194	
March	211	
April	211	
May	211	
June	211	

QUALITY

	Contract Quantity	Contract Base Number	Contract *	Region	England
% of all assessments that were assess and fit appliances (rolling 12 month period)	6	109	5.5%	57.7%	58.6%
% of all assessments that were assess and refuse (rolling 12 month period)	0	109	0.0%	11.3%	11.3%
% of all assessments that were assess and review (rolling 12 month period)	103	109	94.5%	31.0%	30.0%
% of terminated courses where treatment was abandoned or discontinued (rolling 12 month period)	0	0	N/A	8.4%	7.4%
% of completed treatments indicating that PAR score was taken (year to date)	0	0	N/A	61.0%	64.3%
Rate of removable appliances per 100 fixed appliances - proposed treatment (rolling 12 month period)	0	0	N/A	7.20	5.53
Rate of removable appliances per 100 fixed appliances - completed treatment (rolling 12 month period)	0	0	N/A	6.14	4.60
% of courses of treatment with removable appliances only - proposed treatment (rolling 12 month period)	0	6	0.0%	2.5%	1.9%
% of courses of treatment with removable appliances only - completed treatment (rolling 12 month period)	0	0	N/A	1.6%	1.4%
% of patients satisfied with the treatment they have received (rolling 12 month period)	0	0	N/A	96.5%	95.9%

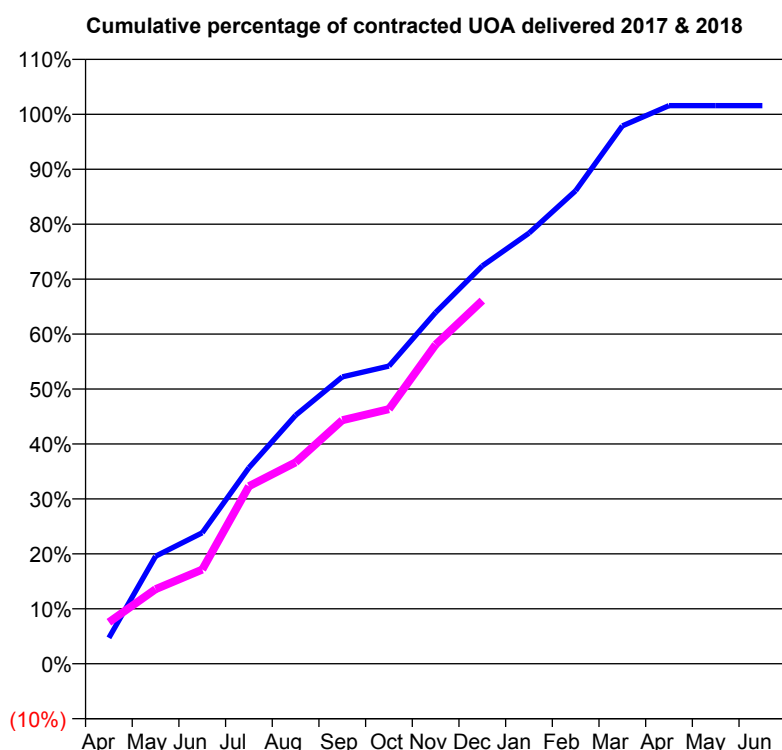
* Figures in italics indicate that the base number is less than 100.

Q54 - Vital Signs Orthodontic At a Glance Contract Report for 249432/0001 - December 2017

Name or company name	MR A COLEY-SMITH
Contract type name	PDS Contract
Purpose of contract	Orthodontic
Contract start date	01/04/2006
Contract end date	31/03/2018

17/18 Contracted general activity (UDA)	0
Carry forward general activity (UDA)	0
17/18 Contracted orthodontic activity (UOA)	6,292
Carry forward orthodontic activity (UOA)	-99
Baseline contract value	£412,692.58

ACCESS	Contract	England and Wales
24 month ratio of assessments to patient IDs	1.03	1.09

ACTIVITY


Month	Adjusted Scheduled Activity (UOA)	
	2017	2018
April	297	476
May	1,231	854
June	1,500	1,078
July	2,246	2,033
August	2,846	2,306
September	3,285	2,789
October	3,409	2,915
November	4,022	3,654
December	4,556	4,158
January	4,931	
February	5,417	
March	6,158	
April	6,391	
May	6,391	
June	6,391	

QUALITY	Contract Quantity	Contract Base Number	Contract *	Region	England
% of all assessments that were assess and fit appliances (rolling 12 month period)	269	669	40.2%	57.7%	58.6%
% of all assessments that were assess and refuse (rolling 12 month period)	84	669	12.6%	11.3%	11.3%
% of all assessments that were assess and review (rolling 12 month period)	316	669	47.2%	31.0%	30.0%
% of terminated courses where treatment was abandoned or discontinued (rolling 12 month period)	12	212	5.7%	8.4%	7.4%
% of completed treatments indicating that PAR score was taken (year to date)	141	151	93.4%	61.0%	64.3%
Rate of removable appliances per 100 fixed appliances - proposed treatment (rolling 12 month period)	0	0	N/A	7.20	5.53
Rate of removable appliances per 100 fixed appliances - completed treatment (rolling 12 month period)	0	0	N/A	6.14	4.60
% of courses of treatment with removable appliances only - proposed treatment (rolling 12 month period)	0	269	0.0%	2.5%	1.9%
% of courses of treatment with removable appliances only - completed treatment (rolling 12 month period)	0	200	0.0%	1.6%	1.4%
% of patients satisfied with the treatment they have received (rolling 12 month period)	14	14	100.0%	96.5%	95.9%

* Figures in italics indicate that the base number is less than 100.

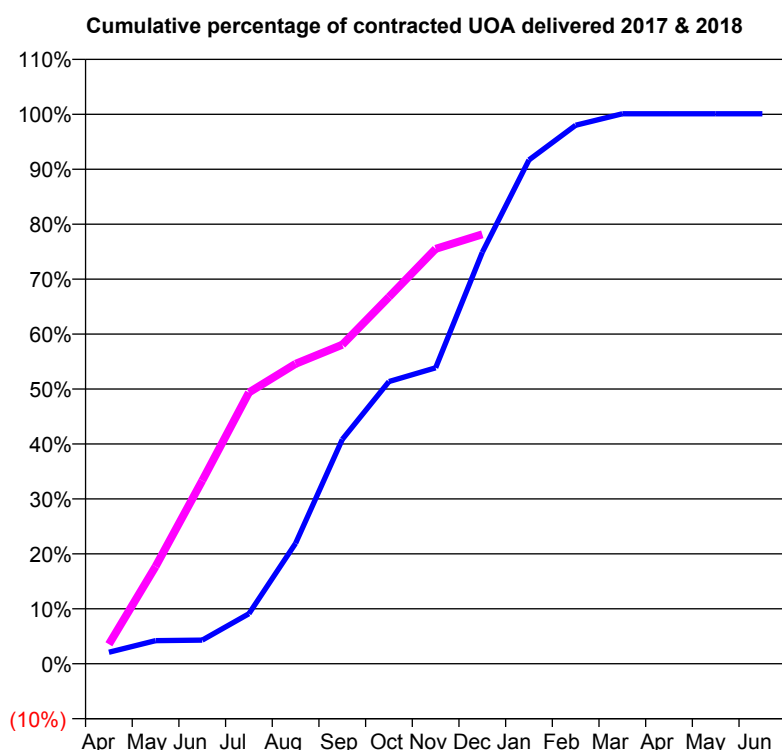
Q54 - Vital Signs Orthodontic At a Glance Contract Report for 250333/0001 - December 2017

Name or company name	MR JS JANDU
Contract type name	GDS Contract
Purpose of contract	General and Orthodontic
Contract start date	01/04/2008
Contract end date	

17/18 Contracted general activity (UDA)	22,064
Carry forward general activity (UDA)	0
17/18 Contracted orthodontic activity (UOA)	1,209
Carry forward orthodontic activity (UOA)	0
Baseline contract value	£644,162.26

ACCESS

	Contract	England and Wales
24 month ratio of assessments to patient IDs	1.02	1.09

ACTIVITY


Month	Adjusted Scheduled Activity (UOA)	
	2017	2018
April	21	43
May	42	214
June	43	403
July	91	597
August	219	660
September	408	702
October	513	807
November	538	913
December	748	945
January	916	
February	979	
March	1,000	
April	1,000	
May	1,000	
June	1,000	

QUALITY

	Contract Quantity	Contract Base Number	Contract *	Region	England
% of all assessments that were assess and fit appliances (rolling 12 month period)	57	74	77.0%	57.7%	58.6%
% of all assessments that were assess and refuse (rolling 12 month period)	3	74	4.1%	11.3%	11.3%
% of all assessments that were assess and review (rolling 12 month period)	14	74	18.9%	31.0%	30.0%
% of terminated courses where treatment was abandoned or discontinued (rolling 12 month period)	7	19	36.8%	8.4%	7.4%
% of completed treatments indicating that PAR score was taken (year to date)	2	7	28.6%	61.0%	64.3%
Rate of removable appliances per 100 fixed appliances - proposed treatment (rolling 12 month period)	12	112	10.71	7.20	5.53
Rate of removable appliances per 100 fixed appliances - completed treatment (rolling 12 month period)	0	4	0.00	6.14	4.60
% of courses of treatment with removable appliances only - proposed treatment (rolling 12 month period)	1	57	1.8%	2.5%	1.9%
% of courses of treatment with removable appliances only - completed treatment (rolling 12 month period)	0	12	0.0%	1.6%	1.4%
% of patients satisfied with the treatment they have received (rolling 12 month period)	1	1	100.0%	96.5%	95.9%

* Figures in italics indicate that the base number is less than 100.

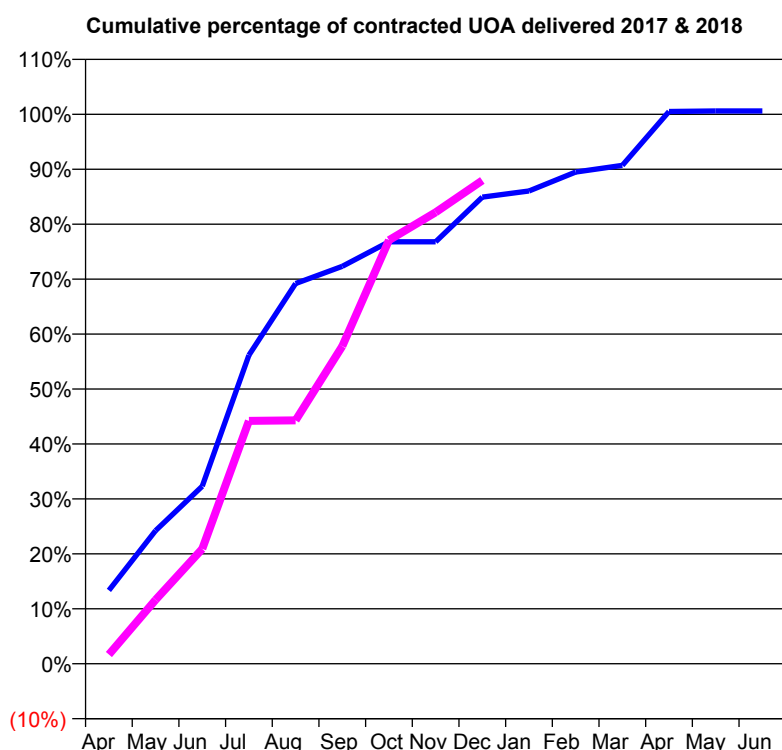
Q54 - Vital Signs Orthodontic At a Glance Contract Report for 300012/0003 - December 2017

Name or company name	MR EE THOMPSON
Contract type name	GDS Contract
Purpose of contract	General and Orthodontic
Contract start date	20/09/2010
Contract end date	

17/18 Contracted general activity (UDA)	24,718
Carry forward general activity (UDA)	0
17/18 Contracted orthodontic activity (UOA)	2,142
Carry forward orthodontic activity (UOA)	-13
Baseline contract value	£791,138.09

ACCESS

	Contract	England and Wales
24 month ratio of assessments to patient IDs	1.01	1.09

ACTIVITY


Month	Adjusted Scheduled Activity (UOA)	
	2017	2018
April	286	36
May	519	249
June	692	448
July	1,203	947
August	1,482	949
September	1,549	1,238
October	1,645	1,651
November	1,645	1,760
December	1,819	1,884
January	1,843	
February	1,917	
March	1,943	
April	2,153	
May	2,155	
June	2,155	

QUALITY

	Contract Quantity	Contract Base Number	Contract *	Region	England
% of all assessments that were assess and fit appliances (rolling 12 month period)	102	205	49.8%	57.7%	58.6%
% of all assessments that were assess and refuse (rolling 12 month period)	48	205	23.4%	11.3%	11.3%
% of all assessments that were assess and review (rolling 12 month period)	55	205	26.8%	31.0%	30.0%
% of terminated courses where treatment was abandoned or discontinued (rolling 12 month period)	2	76	2.6%	8.4%	7.4%
% of completed treatments indicating that PAR score was taken (year to date)	49	49	100.0%	61.0%	64.3%
Rate of removable appliances per 100 fixed appliances - proposed treatment (rolling 12 month period)	0	203	0.00	7.20	5.53
Rate of removable appliances per 100 fixed appliances - completed treatment (rolling 12 month period)	0	147	0.00	6.14	4.60
% of courses of treatment with removable appliances only - proposed treatment (rolling 12 month period)	0	102	0.0%	2.5%	1.9%
% of courses of treatment with removable appliances only - completed treatment (rolling 12 month period)	0	74	0.0%	1.6%	1.4%
% of patients satisfied with the treatment they have received (rolling 12 month period)	2	3	66.7%	96.5%	95.9%

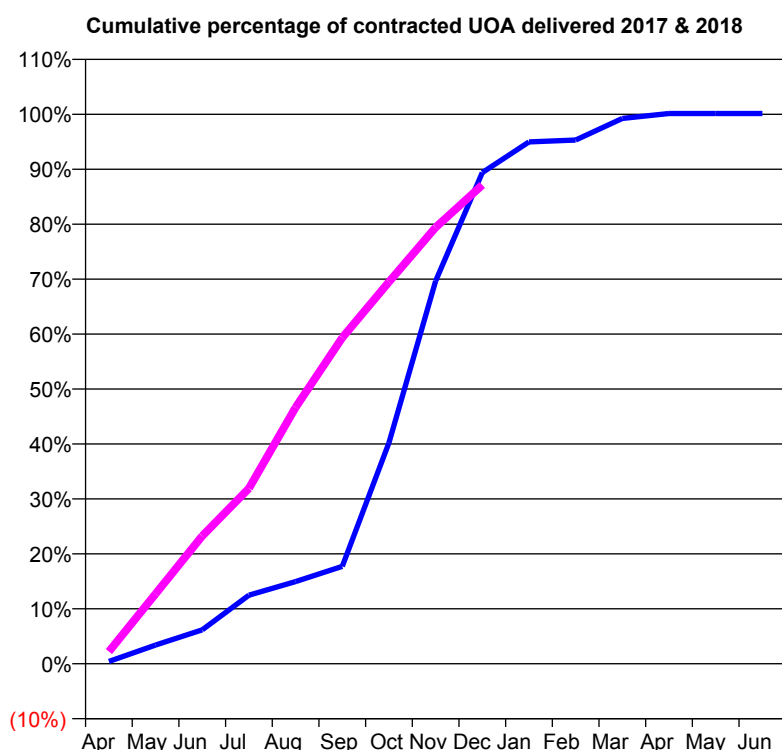
* Figures in italics indicate that the base number is less than 100.

Q54 - Vital Signs Orthodontic At a Glance Contract Report for 305057/0001 - December 2017

Name or company name	MRS GJ COTTAM
Contract type name	PDS Contract
Purpose of contract	Orthodontic
Contract start date	01/04/2006
Contract end date	31/03/2018

17/18 Contracted general activity (UDA)	0
Carry forward general activity (UDA)	0
17/18 Contracted orthodontic activity (UOA)	2,347
Carry forward orthodontic activity (UOA)	-3
Baseline contract value	£157,639.52

ACCESS	Contract	England and Wales
24 month ratio of assessments to patient IDs	1.15	1.09

ACTIVITY


Month	Adjusted Scheduled Activity (UOA)	
	2017	2018
April	10	52
May	80	299
June	145	546
July	293	749
August	351	1,095
September	416	1,393
October	944	1,631
November	1,635	1,864
December	2,098	2,045
January	2,229	
February	2,237	
March	2,329	
April	2,350	
May	2,350	
June	2,350	

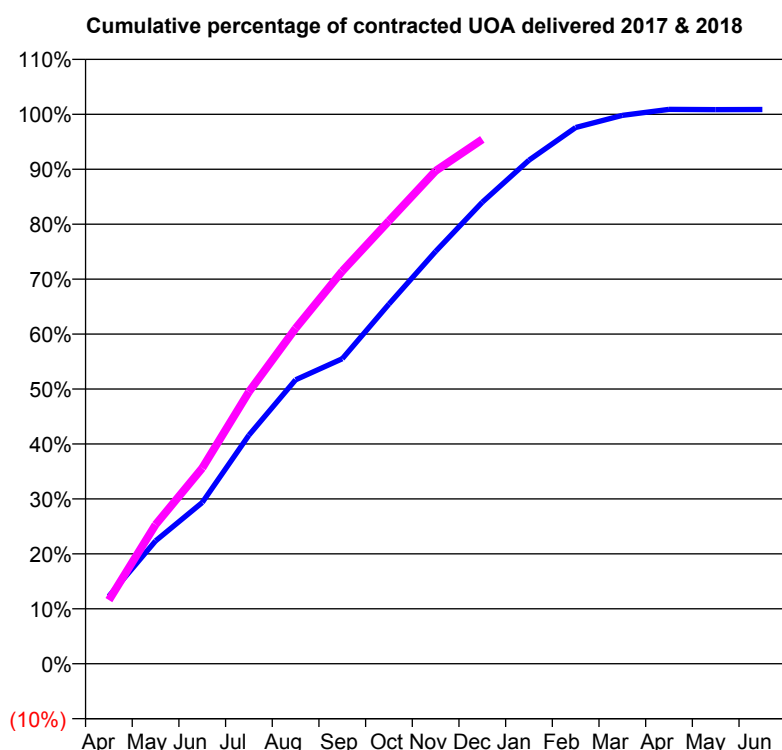
QUALITY	Contract Quantity	Contract Base Number	Contract *	Region	England
% of all assessments that were assess and fit appliances (rolling 12 month period)	106	253	41.9%	57.7%	58.6%
% of all assessments that were assess and refuse (rolling 12 month period)	40	253	15.8%	11.3%	11.3%
% of all assessments that were assess and review (rolling 12 month period)	107	253	42.3%	31.0%	30.0%
% of terminated courses where treatment was abandoned or discontinued (rolling 12 month period)	11	114	9.6%	8.4%	7.4%
% of completed treatments indicating that PAR score was taken (year to date)	43	75	57.3%	61.0%	64.3%
Rate of removable appliances per 100 fixed appliances - proposed treatment (rolling 12 month period)	28	150	18.67	7.20	5.53
Rate of removable appliances per 100 fixed appliances - completed treatment (rolling 12 month period)	20	147	13.61	6.14	4.60
% of courses of treatment with removable appliances only - proposed treatment (rolling 12 month period)	3	106	2.8%	2.5%	1.9%
% of courses of treatment with removable appliances only - completed treatment (rolling 12 month period)	4	103	3.9%	1.6%	1.4%
% of patients satisfied with the treatment they have received (rolling 12 month period)	2	3	66.7%	96.5%	95.9%

* Figures in italics indicate that the base number is less than 100.

Q54 - Vital Signs Orthodontic At a Glance Contract Report for 305057/0002 - December 2017

Name or company name	MRS GJ COTTAM	17/18 Contracted general activity (UDA)	0
Contract type name	PDS Contract	Carry forward general activity (UDA)	0
Purpose of contract	Orthodontic	17/18 Contracted orthodontic activity (UOA)	9,014
Contract start date	01/04/2006	Carry forward orthodontic activity (UOA)	-79
Contract end date	31/03/2018	Baseline contract value	£605,868.18

ACCESS	Contract	England and Wales
24 month ratio of assessments to patient IDs	1.24	1.09

ACTIVITY


Month	Adjusted Scheduled Activity (UOA)	
	2017	2018
April	1,109	1,044
May	2,015	2,283
June	2,646	3,209
July	3,750	4,461
August	4,658	5,502
September	5,004	6,441
October	5,901	7,265
November	6,766	8,086
December	7,572	8,602
January	8,262	
February	8,797	
March	8,996	
April	9,093	
May	9,089	
June	9,092	

QUALITY	Contract Quantity	Contract Base Number	Contract *	Region	England
% of all assessments that were assess and fit appliances (rolling 12 month period)	455	1,292	35.2%	57.7%	58.6%
% of all assessments that were assess and refuse (rolling 12 month period)	123	1,292	9.5%	11.3%	11.3%
% of all assessments that were assess and review (rolling 12 month period)	714	1,292	55.3%	31.0%	30.0%
% of terminated courses where treatment was abandoned or discontinued (rolling 12 month period)	21	330	6.4%	8.4%	7.4%
% of completed treatments indicating that PAR score was taken (year to date)	78	236	33.1%	61.0%	64.3%
Rate of removable appliances per 100 fixed appliances - proposed treatment (rolling 12 month period)	147	811	18.13	7.20	5.53
Rate of removable appliances per 100 fixed appliances - completed treatment (rolling 12 month period)	68	572	11.89	6.14	4.60
% of courses of treatment with removable appliances only - proposed treatment (rolling 12 month period)	13	455	2.9%	2.5%	1.9%
% of courses of treatment with removable appliances only - completed treatment (rolling 12 month period)	4	309	1.3%	1.6%	1.4%
% of patients satisfied with the treatment they have received (rolling 12 month period)	10	10	100.0%	96.5%	95.9%

* Figures in italics indicate that the base number is less than 100.

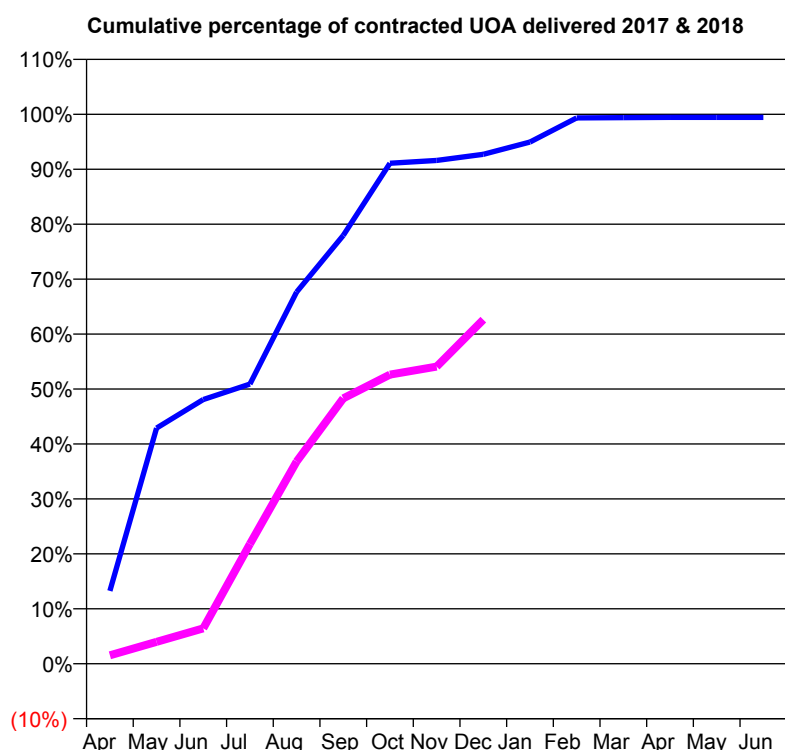
Q54 - Vital Signs Orthodontic At a Glance Contract Report for 325708/0002 - December 2017

Name or company name	Balbir S Bhandal, Amrik S Bhandal & Baljit
Contract type name	GDS Contract
Purpose of contract	General and Orthodontic
Contract start date	01/04/2006
Contract end date	

17/18 Contracted general activity (UDA)	8,791
Carry forward general activity (UDA)	-35
17/18 Contracted orthodontic activity (UOA)	2,964
Carry forward orthodontic activity (UOA)	17
Baseline contract value	£417,526.80

ACCESS

	Contract	England and Wales
24 month ratio of assessments to patient IDs	1.04	1.09

ACTIVITY


Month	Adjusted Scheduled Activity (UOA)	
	2017	2018
April	393	46
May	1,271	118
June	1,425	191
July	1,509	646
August	2,005	1,091
September	2,311	1,432
October	2,700	1,560
November	2,715	1,603
December	2,748	1,856
January	2,814	
February	2,944	
March	2,946	
April	2,947	
May	2,947	
June	2,947	

QUALITY

	Contract Quantity	Contract Base Number	Contract *	Region	England
% of all assessments that were assess and fit appliances (rolling 12 month period)	95	162	58.6%	57.7%	58.6%
% of all assessments that were assess and refuse (rolling 12 month period)	25	162	15.4%	11.3%	11.3%
% of all assessments that were assess and review (rolling 12 month period)	42	162	25.9%	31.0%	30.0%
% of terminated courses where treatment was abandoned or discontinued (rolling 12 month period)	130	217	59.9%	8.4%	7.4%
% of completed treatments indicating that PAR score was taken (year to date)	64	68	94.1%	61.0%	64.3%
Rate of removable appliances per 100 fixed appliances - proposed treatment (rolling 12 month period)	24	111	21.62	7.20	5.53
Rate of removable appliances per 100 fixed appliances - completed treatment (rolling 12 month period)	2	160	1.25	6.14	4.60
% of courses of treatment with removable appliances only - proposed treatment (rolling 12 month period)	24	95	25.3%	2.5%	1.9%
% of courses of treatment with removable appliances only - completed treatment (rolling 12 month period)	0	87	0.0%	1.6%	1.4%
% of patients satisfied with the treatment they have received (rolling 12 month period)	1	1	100.0%	96.5%	95.9%

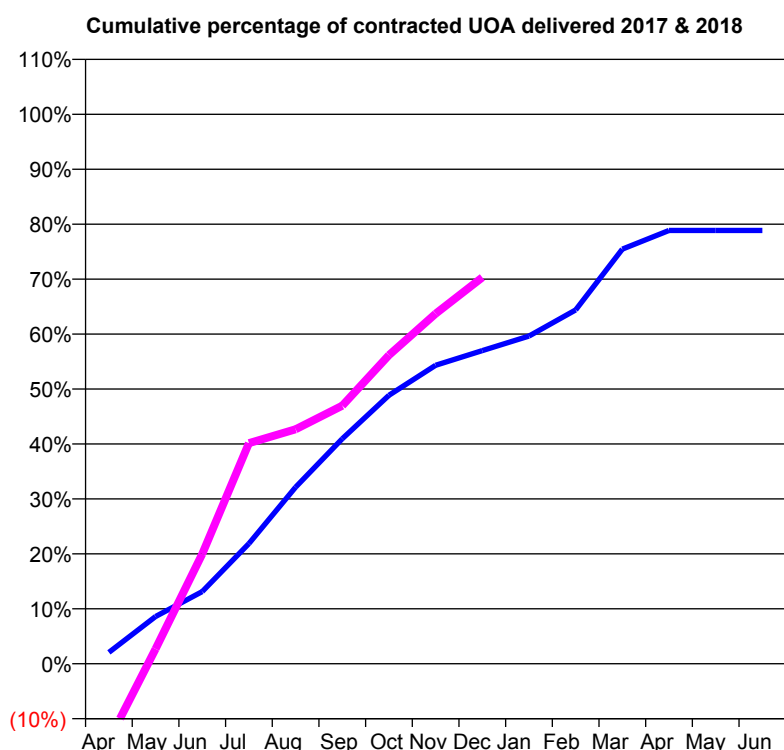
* Figures in italics indicate that the base number is less than 100.

Q54 - Vital Signs Orthodontic At a Glance Contract Report for 325708/0016 - December 2017

Name or company name	Balbir S Bhandal, Amrik S Bhandal & Baljit
Contract type name	GDS Contract
Purpose of contract	General and Orthodontic
Contract start date	01/04/2006
Contract end date	

17/18 Contracted general activity (UDA)	57,385
Carry forward general activity (UDA)	2,176
17/18 Contracted orthodontic activity (UOA)	5,152
Carry forward orthodontic activity (UOA)	1,445
Baseline contract value	£1,869,239.20

ACCESS	Contract	England and Wales
24 month ratio of assessments to patient IDs	1.05	1.09

ACTIVITY


Month	Adjusted Scheduled Activity (UOA)	
	2017	2018
April	141	-719
May	588	139
June	897	1,030
July	1,495	2,069
August	2,196	2,199
September	2,797	2,420
October	3,338	2,894
November	3,711	3,282
December	3,894	3,622
January	4,075	
February	4,399	
March	5,155	
April	5,387	
May	5,387	
June	5,387	

QUALITY	Contract Quantity	Contract Base Number	Contract *	Region	England
% of all assessments that were assess and fit appliances (rolling 12 month period)	300	560	53.6%	57.7%	58.6%
% of all assessments that were assess and refuse (rolling 12 month period)	71	560	12.7%	11.3%	11.3%
% of all assessments that were assess and review (rolling 12 month period)	189	560	33.8%	31.0%	30.0%
% of terminated courses where treatment was abandoned or discontinued (rolling 12 month period)	148	258	57.4%	8.4%	7.4%
% of completed treatments indicating that PAR score was taken (year to date)	82	82	100.0%	61.0%	64.3%
Rate of removable appliances per 100 fixed appliances - proposed treatment (rolling 12 month period)	128	260	49.23	7.20	5.53
Rate of removable appliances per 100 fixed appliances - completed treatment (rolling 12 month period)	10	217	4.61	6.14	4.60
% of courses of treatment with removable appliances only - proposed treatment (rolling 12 month period)	128	300	42.7%	2.5%	1.9%
% of courses of treatment with removable appliances only - completed treatment (rolling 12 month period)	0	110	0.0%	1.6%	1.4%
% of patients satisfied with the treatment they have received (rolling 12 month period)	11	13	84.6%	96.5%	95.9%

* Figures in italics indicate that the base number is less than 100.

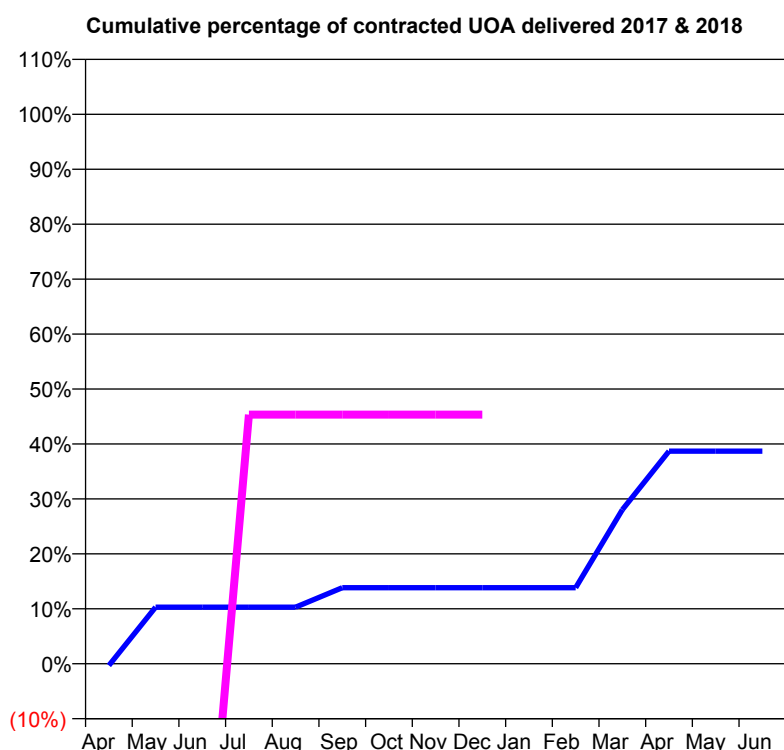
Q54 - Vital Signs Orthodontic At a Glance Contract Report for 325708/0018 - December 2017

Name or company name	Balbir S Bhandal, Amrik S Bhandal & Baljit
Contract type name	GDS Contract
Purpose of contract	General and Orthodontic
Contract start date	01/04/2006
Contract end date	

17/18 Contracted general activity (UDA)	13,769
Carry forward general activity (UDA)	278
17/18 Contracted orthodontic activity (UOA)	172
Carry forward orthodontic activity (UOA)	363
Baseline contract value	£321,377.29

ACCESS

	Contract	England and Wales
24 month ratio of assessments to patient IDs	1.00	1.09

ACTIVITY


Month	Adjusted Scheduled Activity (UOA)	
	2017	2018
April	-2	-300
May	61	-237
June	61	-90
July	61	78
August	61	78
September	82	78
October	82	78
November	82	78
December	82	78
January	82	
February	82	
March	166	
April	229	
May	229	
June	229	

QUALITY

	Contract Quantity	Contract Base Number	Contract *	Region	England
% of all assessments that were assess and fit appliances (rolling 12 month period)	28	28	100.0%	57.7%	58.6%
% of all assessments that were assess and refuse (rolling 12 month period)	0	28	0.0%	11.3%	11.3%
% of all assessments that were assess and review (rolling 12 month period)	0	28	0.0%	31.0%	30.0%
% of terminated courses where treatment was abandoned or discontinued (rolling 12 month period)	4	10	40.0%	8.4%	7.4%
% of completed treatments indicating that PAR score was taken (year to date)	3	4	75.0%	61.0%	64.3%
Rate of removable appliances per 100 fixed appliances - proposed treatment (rolling 12 month period)	4	46	8.70	7.20	5.53
Rate of removable appliances per 100 fixed appliances - completed treatment (rolling 12 month period)	1	12	8.33	6.14	4.60
% of courses of treatment with removable appliances only - proposed treatment (rolling 12 month period)	4	28	14.3%	2.5%	1.9%
% of courses of treatment with removable appliances only - completed treatment (rolling 12 month period)	0	6	0.0%	1.6%	1.4%
% of patients satisfied with the treatment they have received (rolling 12 month period)	2	2	100.0%	96.5%	95.9%

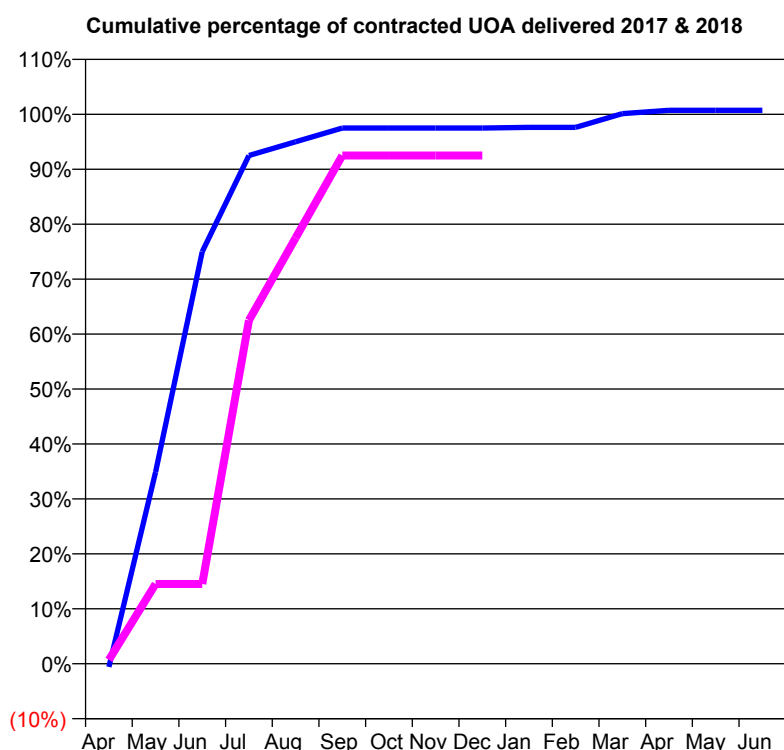
* Figures in italics indicate that the base number is less than 100.

Q54 - Vital Signs Orthodontic At a Glance Contract Report for 325708/0020 - December 2017

Name or company name	MR BS BHANDAL
Contract type name	PDS Contract
Purpose of contract	Orthodontic
Contract start date	01/04/2006
Contract end date	31/03/2018

17/18 Contracted general activity (UDA)	0
Carry forward general activity (UDA)	0
17/18 Contracted orthodontic activity (UOA)	840
Carry forward orthodontic activity (UOA)	-6
Baseline contract value	£56,385.27

ACCESS	Contract	England and Wales
24 month ratio of assessments to patient IDs	1.00	1.09

ACTIVITY


Month	Adjusted Scheduled Activity (UOA)	
	2017	2018
April	-5	6
May	293	122
June	630	122
July	777	525
August	798	651
September	819	777
October	819	777
November	819	777
December	819	777
January	820	
February	820	
March	841	
April	846	
May	846	
June	846	

QUALITY	Contract Quantity	Contract Base Number	Contract *	Region	England
% of all assessments that were assess and fit appliances (rolling 12 month period)	37	54	68.5%	57.7%	58.6%
% of all assessments that were assess and refuse (rolling 12 month period)	3	54	5.6%	11.3%	11.3%
% of all assessments that were assess and review (rolling 12 month period)	14	54	25.9%	31.0%	30.0%
% of terminated courses where treatment was abandoned or discontinued (rolling 12 month period)	22	41	53.7%	8.4%	7.4%
% of completed treatments indicating that PAR score was taken (year to date)	17	17	100.0%	61.0%	64.3%
Rate of removable appliances per 100 fixed appliances - proposed treatment (rolling 12 month period)	18	24	75.00	7.20	5.53
Rate of removable appliances per 100 fixed appliances - completed treatment (rolling 12 month period)	2	37	5.41	6.14	4.60
% of courses of treatment with removable appliances only - proposed treatment (rolling 12 month period)	18	37	48.6%	2.5%	1.9%
% of courses of treatment with removable appliances only - completed treatment (rolling 12 month period)	0	19	0.0%	1.6%	1.4%
% of patients satisfied with the treatment they have received (rolling 12 month period)	3	3	100.0%	96.5%	95.9%

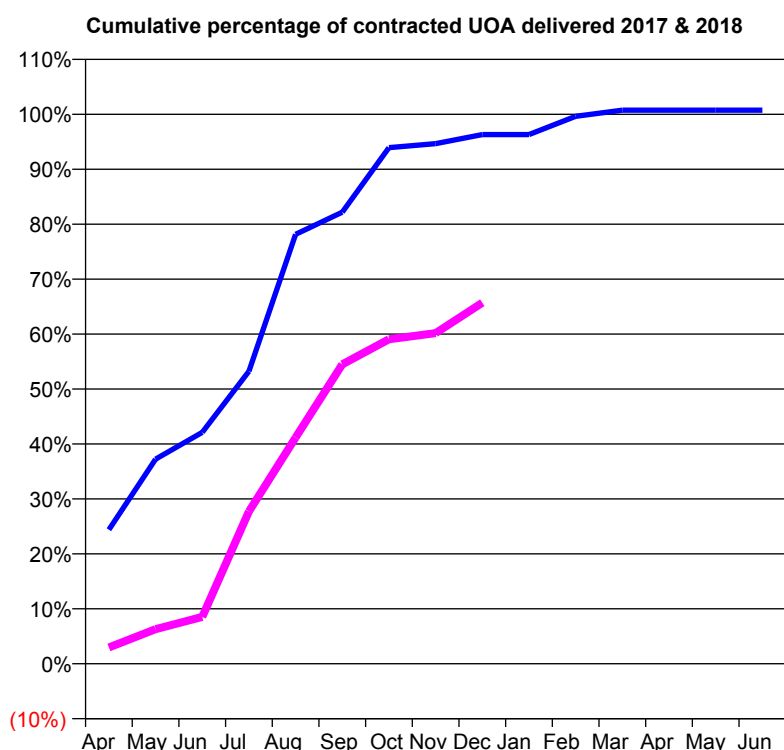
* Figures in italics indicate that the base number is less than 100.

Q54 - Vital Signs Orthodontic At a Glance Contract Report for 325708/0031 - December 2017

Name or company name	MR BS BHANDAL
Contract type name	PDS Contract
Purpose of contract	Orthodontic
Contract start date	01/04/2015
Contract end date	31/03/2018

17/18 Contracted general activity (UDA)	0
Carry forward general activity (UDA)	0
17/18 Contracted orthodontic activity (UOA)	1,890
Carry forward orthodontic activity (UOA)	-14
Baseline contract value	£115,092.53

ACCESS	Contract	England and Wales
24 month ratio of assessments to patient IDs	1.05	1.09

ACTIVITY


Month	Adjusted Scheduled Activity (UOA)	
	2017	2018
April	461	56
May	704	119
June	796	161
July	1,006	524
August	1,477	778
September	1,553	1,030
October	1,775	1,116
November	1,789	1,137
December	1,820	1,242
January	1,820	
February	1,883	
March	1,904	
April	1,904	
May	1,904	
June	1,904	

QUALITY	Contract Quantity	Contract Base Number	Contract *	Region	England
% of all assessments that were assess and fit appliances (rolling 12 month period)	62	62	100.0%	57.7%	58.6%
% of all assessments that were assess and refuse (rolling 12 month period)	0	62	0.0%	11.3%	11.3%
% of all assessments that were assess and review (rolling 12 month period)	0	62	0.0%	31.0%	30.0%
% of terminated courses where treatment was abandoned or discontinued (rolling 12 month period)	11	14	78.6%	8.4%	7.4%
% of completed treatments indicating that PAR score was taken (year to date)	3	3	100.0%	61.0%	64.3%
Rate of removable appliances per 100 fixed appliances - proposed treatment (rolling 12 month period)	21	69	30.43	7.20	5.53
Rate of removable appliances per 100 fixed appliances - completed treatment (rolling 12 month period)	0	6	0.00	6.14	4.60
% of courses of treatment with removable appliances only - proposed treatment (rolling 12 month period)	21	62	33.9%	2.5%	1.9%
% of courses of treatment with removable appliances only - completed treatment (rolling 12 month period)	0	3	0.0%	1.6%	1.4%
% of patients satisfied with the treatment they have received (rolling 12 month period)	2	2	100.0%	96.5%	95.9%

* Figures in italics indicate that the base number is less than 100.

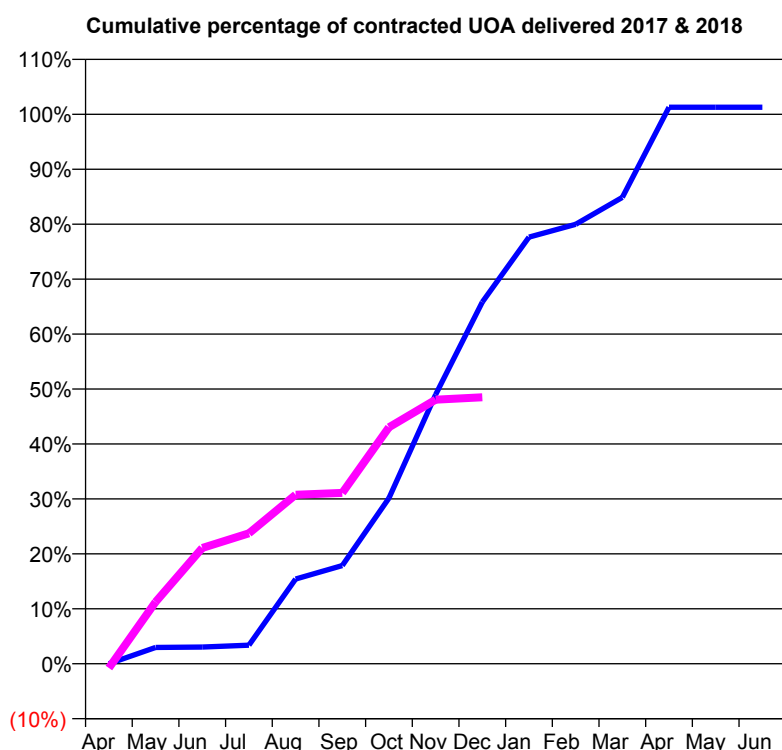
Q54 - Vital Signs Orthodontic At a Glance Contract Report for 331902/0001 - December 2017

Name or company name	MR MA PLUMB
Contract type name	GDS Contract
Purpose of contract	General and Orthodontic
Contract start date	01/04/2006
Contract end date	

17/18 Contracted general activity (UDA)	500
Carry forward general activity (UDA)	0
17/18 Contracted orthodontic activity (UOA)	897
Carry forward orthodontic activity (UOA)	32
Baseline contract value	£72,981.87

ACCESS

	Contract	England and Wales
24 month ratio of assessments to patient IDs	1.03	1.09

ACTIVITY


Month	Adjusted Scheduled Activity (UOA)	
	2017	2018
April	0	-7
May	27	101
June	27	189
July	30	213
August	138	276
September	160	279
October	270	386
November	439	431
December	590	435
January	696	
February	717	
March	761	
April	908	
May	908	
June	908	

QUALITY

	Contract Quantity	Contract Base Number	Contract *	Region	England
% of all assessments that were assess and fit appliances (rolling 12 month period)	37	62	59.7%	57.7%	58.6%
% of all assessments that were assess and refuse (rolling 12 month period)	6	62	9.7%	11.3%	11.3%
% of all assessments that were assess and review (rolling 12 month period)	19	62	30.6%	31.0%	30.0%
% of terminated courses where treatment was abandoned or discontinued (rolling 12 month period)	1	7	14.3%	8.4%	7.4%
% of completed treatments indicating that PAR score was taken (year to date)	6	6	100.0%	61.0%	64.3%
Rate of removable appliances per 100 fixed appliances - proposed treatment (rolling 12 month period)	16	67	23.88	7.20	5.53
Rate of removable appliances per 100 fixed appliances - completed treatment (rolling 12 month period)	1	12	8.33	6.14	4.60
% of courses of treatment with removable appliances only - proposed treatment (rolling 12 month period)	1	37	2.7%	2.5%	1.9%
% of courses of treatment with removable appliances only - completed treatment (rolling 12 month period)	0	6	0.0%	1.6%	1.4%
% of patients satisfied with the treatment they have received (rolling 12 month period)	0	0	N/A	96.5%	95.9%

* Figures in italics indicate that the base number is less than 100.

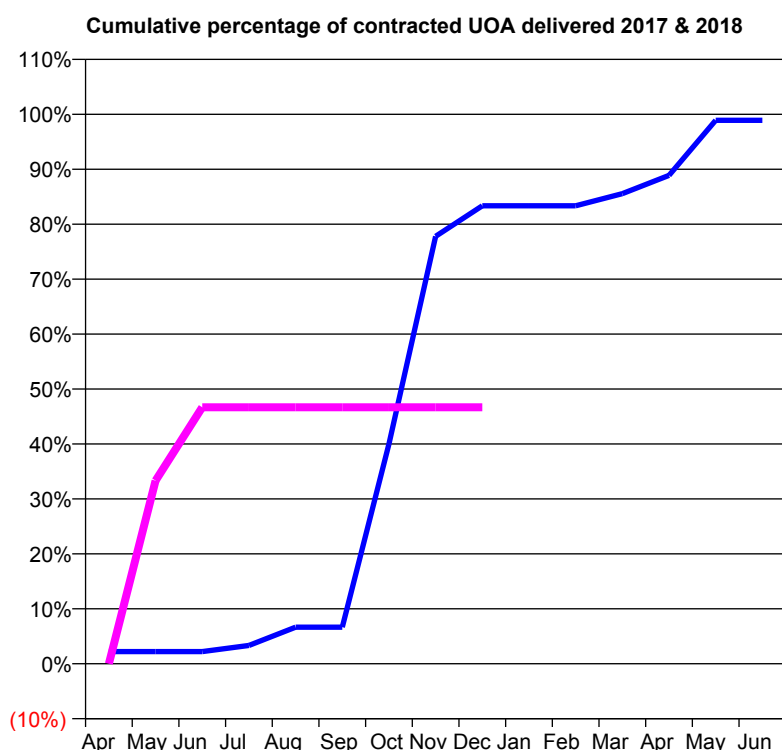
Q54 - Vital Signs Orthodontic At a Glance Contract Report for 357022/0002 - December 2017

Name or company name	MR FV ELIA
Contract type name	GDS Contract
Purpose of contract	General and Orthodontic
Contract start date	01/04/2012
Contract end date	31/05/2017

17/18 Contracted general activity (UDA)	1,486
Carry forward general activity (UDA)	0
17/18 Contracted orthodontic activity (UOA)	15
Carry forward orthodontic activity (UOA)	0
Baseline contract value	£44,257.52

ACCESS

	Contract	England and Wales
24 month ratio of assessments to patient IDs	1.11	1.09

ACTIVITY


Month	Adjusted Scheduled Activity (UOA)	
	2017	2018
April	2	0
May	2	5
June	2	7
July	3	7
August	6	7
September	6	7
October	36	7
November	70	7
December	75	7
January	75	
February	75	
March	77	
April	80	
May	89	
June	89	

QUALITY

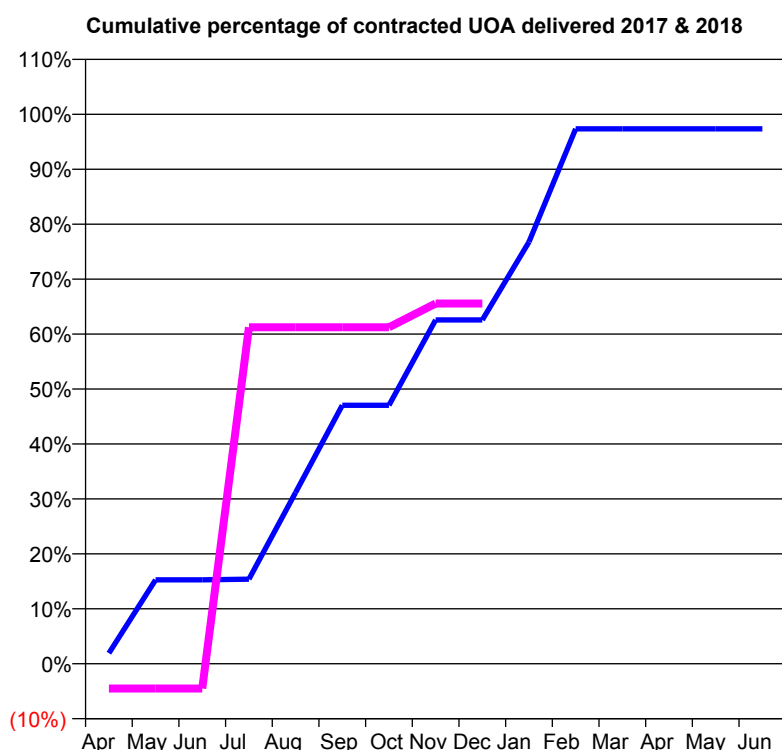
	Contract Quantity	Contract Base Number	Contract *	Region	England
% of all assessments that were assess and fit appliances (rolling 12 month period)	0	21	0.0%	57.7%	58.6%
% of all assessments that were assess and refuse (rolling 12 month period)	1	21	4.8%	11.3%	11.3%
% of all assessments that were assess and review (rolling 12 month period)	20	21	95.2%	31.0%	30.0%
% of terminated courses where treatment was abandoned or discontinued (rolling 12 month period)	1	2	50.0%	8.4%	7.4%
% of completed treatments indicating that PAR score was taken (year to date)	0	1	0.0%	61.0%	64.3%
Rate of removable appliances per 100 fixed appliances - proposed treatment (rolling 12 month period)	0	0	N/A	7.20	5.53
Rate of removable appliances per 100 fixed appliances - completed treatment (rolling 12 month period)	0	0	N/A	6.14	4.60
% of courses of treatment with removable appliances only - proposed treatment (rolling 12 month period)	0	0	N/A	2.5%	1.9%
% of courses of treatment with removable appliances only - completed treatment (rolling 12 month period)	0	1	0.0%	1.6%	1.4%
% of patients satisfied with the treatment they have received (rolling 12 month period)	0	0	N/A	96.5%	95.9%

* Figures in italics indicate that the base number is less than 100.

Q54 - Vital Signs Orthodontic At a Glance Contract Report for 569739/0001 - December 2017

Name or company name	MR AJ ADEY	17/18 Contracted general activity (UDA)	0
Contract type name	PDS Contract	Carry forward general activity (UDA)	0
Purpose of contract	Orthodontic	17/18 Contracted orthodontic activity (UOA)	485
Contract start date	01/04/2006	Carry forward orthodontic activity (UOA)	22
Contract end date	31/10/2017	Baseline contract value	£30,890.95

ACCESS	Contract	England and Wales
24 month ratio of assessments to patient IDs	1.10	1.09

ACTIVITY


Month	Adjusted Scheduled Activity (UOA)	
	2017	2018
April	16	-22
May	127	-22
June	127	-22
July	128	297
August	259	297
September	391	297
October	391	297
November	520	318
December	520	318
January	638	
February	809	
March	809	
April	809	
May	809	
June	809	

QUALITY	Contract Quantity	Contract Base Number	Contract *	Region	England
% of all assessments that were assess and fit appliances (rolling 12 month period)	31	53	58.5%	57.7%	58.6%
% of all assessments that were assess and refuse (rolling 12 month period)	7	53	13.2%	11.3%	11.3%
% of all assessments that were assess and review (rolling 12 month period)	15	53	28.3%	31.0%	30.0%
% of terminated courses where treatment was abandoned or discontinued (rolling 12 month period)	6	22	27.3%	8.4%	7.4%
% of completed treatments indicating that PAR score was taken (year to date)	11	15	73.3%	61.0%	64.3%
Rate of removable appliances per 100 fixed appliances - proposed treatment (rolling 12 month period)	2	52	3.85	7.20	5.53
Rate of removable appliances per 100 fixed appliances - completed treatment (rolling 12 month period)	2	25	8.00	6.14	4.60
% of courses of treatment with removable appliances only - proposed treatment (rolling 12 month period)	2	31	6.5%	2.5%	1.9%
% of courses of treatment with removable appliances only - completed treatment (rolling 12 month period)	2	16	12.5%	1.6%	1.4%
% of patients satisfied with the treatment they have received (rolling 12 month period)	0	0	N/A	96.5%	95.9%

* Figures in italics indicate that the base number is less than 100.

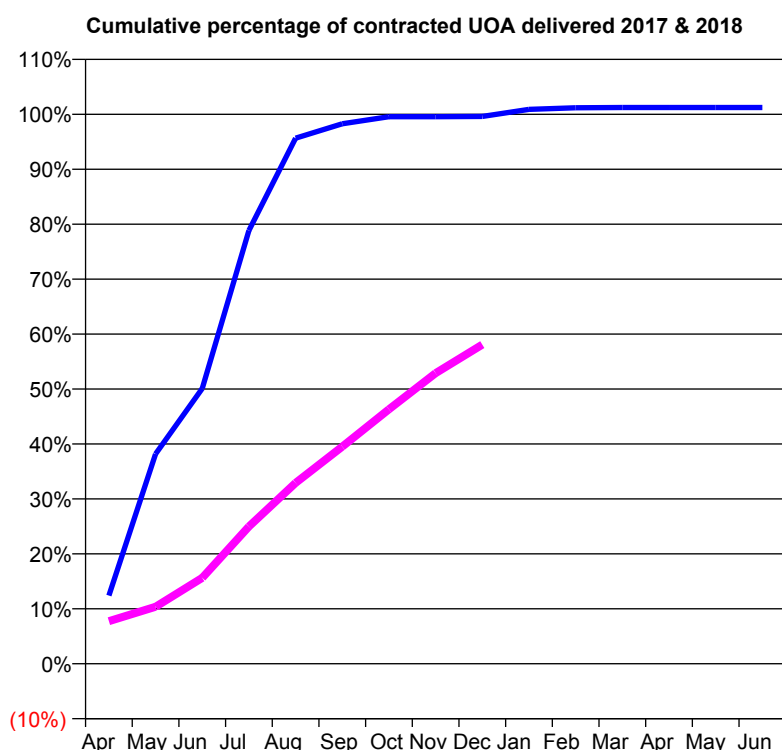
Q54 - Vital Signs Orthodontic At a Glance Contract Report for 573086/0002 - December 2017

Name or company name	MR EJ CROUCH
Contract type name	PDS Contract
Purpose of contract	Orthodontic
Contract start date	01/04/2006
Contract end date	31/03/2018

17/18 Contracted general activity (UDA)	0
Carry forward general activity (UDA)	0
17/18 Contracted orthodontic activity (UOA)	1,637
Carry forward orthodontic activity (UOA)	-21
Baseline contract value	£110,037.53

ACCESS

	Contract	England and Wales
24 month ratio of assessments to patient IDs	1.06	1.09

ACTIVITY


Month	Adjusted Scheduled Activity (UOA)	
	2017	2018
April	203	127
May	625	170
June	820	256
July	1,291	409
August	1,566	539
September	1,609	647
October	1,630	758
November	1,630	866
December	1,631	951
January	1,652	
February	1,656	
March	1,657	
April	1,657	
May	1,657	
June	1,657	

QUALITY

	Contract Quantity	Contract Base Number	Contract *	Region	England
% of all assessments that were assess and fit appliances (rolling 12 month period)	47	64	73.4%	57.7%	58.6%
% of all assessments that were assess and refuse (rolling 12 month period)	1	64	1.6%	11.3%	11.3%
% of all assessments that were assess and review (rolling 12 month period)	16	64	25.0%	31.0%	30.0%
% of terminated courses where treatment was abandoned or discontinued (rolling 12 month period)	2	77	2.6%	8.4%	7.4%
% of completed treatments indicating that PAR score was taken (year to date)	36	56	64.3%	61.0%	64.3%
Rate of removable appliances per 100 fixed appliances - proposed treatment (rolling 12 month period)	12	88	13.64	7.20	5.53
Rate of removable appliances per 100 fixed appliances - completed treatment (rolling 12 month period)	3	72	4.17	6.14	4.60
% of courses of treatment with removable appliances only - proposed treatment (rolling 12 month period)	2	47	4.3%	2.5%	1.9%
% of courses of treatment with removable appliances only - completed treatment (rolling 12 month period)	0	75	0.0%	1.6%	1.4%
% of patients satisfied with the treatment they have received (rolling 12 month period)	3	3	100.0%	96.5%	95.9%

* Figures in italics indicate that the base number is less than 100.

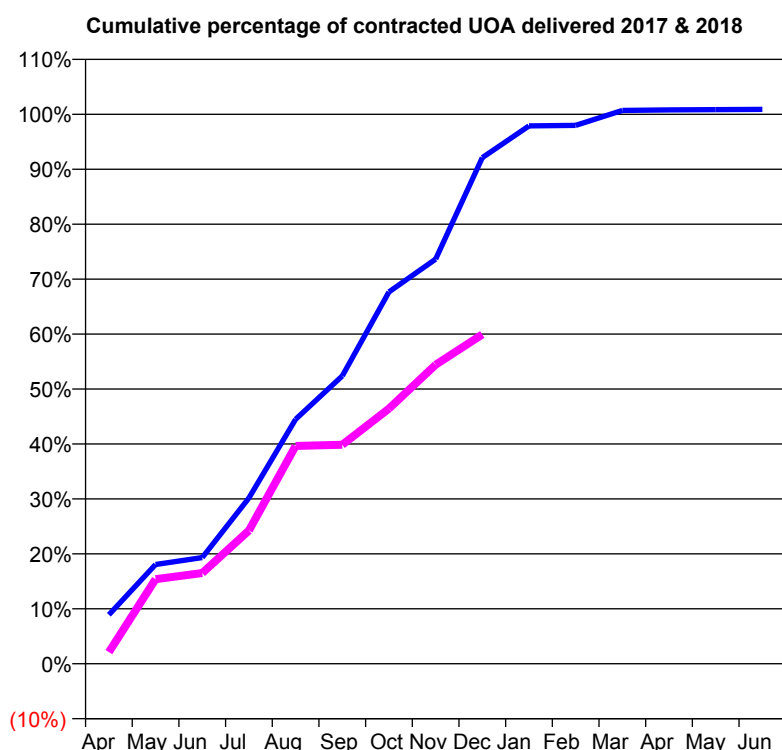
Q54 - Vital Signs Orthodontic At a Glance Contract Report for 619744/0004 - December 2017

Name or company name	MR AM WILLIAMS
Contract type name	GDS Contract
Purpose of contract	General and Orthodontic
Contract start date	01/07/2012
Contract end date	

17/18 Contracted general activity (UDA)	42,273
Carry forward general activity (UDA)	0
17/18 Contracted orthodontic activity (UOA)	1,974
Carry forward orthodontic activity (UOA)	-18
Baseline contract value	£1,113,654.76

ACCESS

	Contract	England and Wales
24 month ratio of assessments to patient IDs	1.11	1.09

ACTIVITY


Month	Adjusted Scheduled Activity (UOA)	
	2017	2018
April	176	42
May	357	304
June	382	326
July	596	479
August	878	783
September	1,034	787
October	1,336	917
November	1,454	1,074
December	1,818	1,183
January	1,932	
February	1,934	
March	1,988	
April	1,990	
May	1,990	
June	1,991	

QUALITY

	Contract Quantity	Contract Base Number	Contract *	Region	England
% of all assessments that were assess and fit appliances (rolling 12 month period)	61	134	45.5%	57.7%	58.6%
% of all assessments that were assess and refuse (rolling 12 month period)	10	134	7.5%	11.3%	11.3%
% of all assessments that were assess and review (rolling 12 month period)	63	134	47.0%	31.0%	30.0%
% of terminated courses where treatment was abandoned or discontinued (rolling 12 month period)	6	76	7.9%	8.4%	7.4%
% of completed treatments indicating that PAR score was taken (year to date)	19	53	35.8%	61.0%	64.3%
Rate of removable appliances per 100 fixed appliances - proposed treatment (rolling 12 month period)	14	3	466.67	7.20	5.53
Rate of removable appliances per 100 fixed appliances - completed treatment (rolling 12 month period)	55	129	42.64	6.14	4.60
% of courses of treatment with removable appliances only - proposed treatment (rolling 12 month period)	14	61	23.0%	2.5%	1.9%
% of courses of treatment with removable appliances only - completed treatment (rolling 12 month period)	0	70	0.0%	1.6%	1.4%
% of patients satisfied with the treatment they have received (rolling 12 month period)	2	2	100.0%	96.5%	95.9%

* Figures in italics indicate that the base number is less than 100.

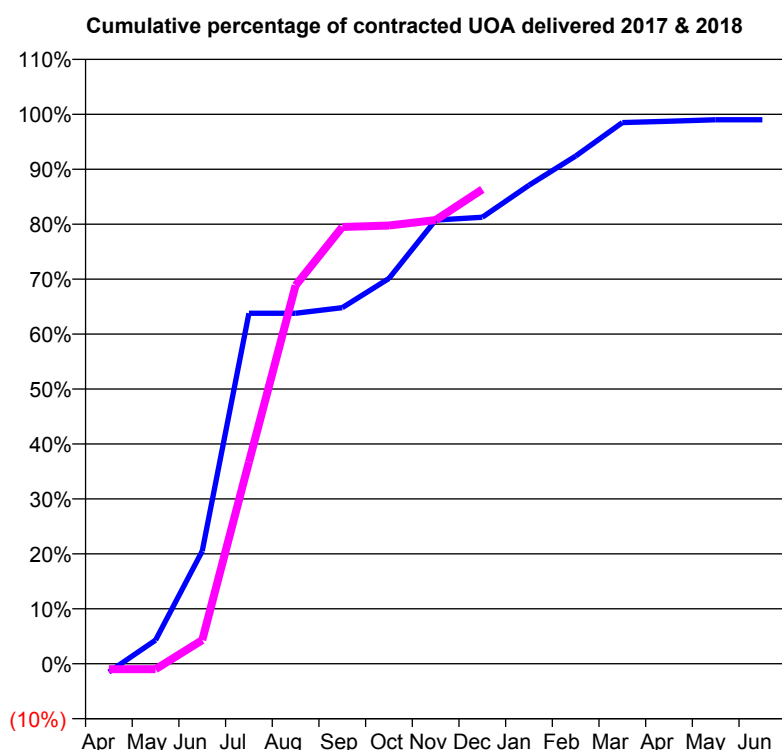
Q54 - Vital Signs Orthodontic At a Glance Contract Report for 630179/0001 - December 2017

Name or company name	Blackheath Dental Practice
Contract type name	GDS Contract
Purpose of contract	General and Orthodontic
Contract start date	01/04/2006
Contract end date	

17/18 Contracted general activity (UDA)	13,502
Carry forward general activity (UDA)	-271
17/18 Contracted orthodontic activity (UOA)	395
Carry forward orthodontic activity (UOA)	4
Baseline contract value	£351,940.56

ACCESS

	Contract	England and Wales
24 month ratio of assessments to patient IDs	1.02	1.09

ACTIVITY


Month	Adjusted Scheduled Activity (UOA)	
	2017	2018
April	-6	-4
May	17	-4
June	81	17
July	252	145
August	252	272
September	256	314
October	277	315
November	319	319
December	321	341
January	344	
February	365	
March	389	
April	390	
May	391	
June	391	

QUALITY

	Contract Quantity	Contract Base Number	Contract *	Region	England
% of all assessments that were assess and fit appliances (rolling 12 month period)	20	36	55.6%	57.7%	58.6%
% of all assessments that were assess and refuse (rolling 12 month period)	0	36	0.0%	11.3%	11.3%
% of all assessments that were assess and review (rolling 12 month period)	16	36	44.4%	31.0%	30.0%
% of terminated courses where treatment was abandoned or discontinued (rolling 12 month period)	1	11	9.1%	8.4%	7.4%
% of completed treatments indicating that PAR score was taken (year to date)	5	5	100.0%	61.0%	64.3%
Rate of removable appliances per 100 fixed appliances - proposed treatment (rolling 12 month period)	7	40	17.50	7.20	5.53
Rate of removable appliances per 100 fixed appliances - completed treatment (rolling 12 month period)	0	0	N/A	6.14	4.60
% of courses of treatment with removable appliances only - proposed treatment (rolling 12 month period)	0	20	0.0%	2.5%	1.9%
% of courses of treatment with removable appliances only - completed treatment (rolling 12 month period)	0	10	0.0%	1.6%	1.4%
% of patients satisfied with the treatment they have received (rolling 12 month period)	0	0	N/A	96.5%	95.9%

* Figures in italics indicate that the base number is less than 100.

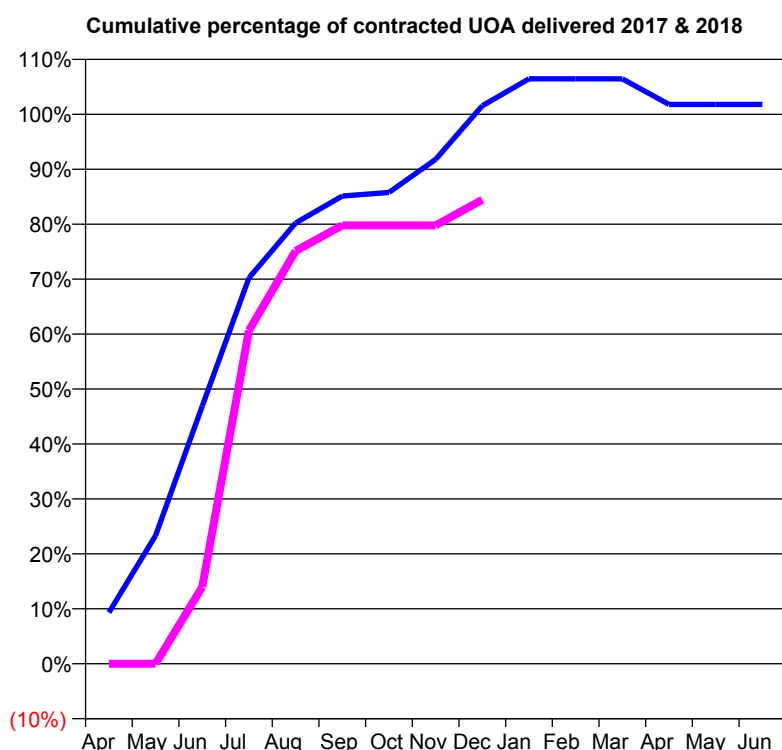
Q54 - Vital Signs Orthodontic At a Glance Contract Report for 638633/0005 - December 2017

Name or company name	Balbir S Bhandal, Amrik S Bhandal & Baljit
Contract type name	GDS Contract
Purpose of contract	General and Orthodontic
Contract start date	01/04/2006
Contract end date	

17/18 Contracted general activity (UDA)	2,045
Carry forward general activity (UDA)	0
17/18 Contracted orthodontic activity (UOA)	450
Carry forward orthodontic activity (UOA)	0
Baseline contract value	£75,039.61

ACCESS

	Contract	England and Wales
24 month ratio of assessments to patient IDs	1.12	1.09

ACTIVITY


Month	Adjusted Scheduled Activity (UOA)	
	2017	2018
April	42	0
May	105	0
June	211	63
July	316	273
August	361	338
September	383	359
October	386	359
November	413	359
December	457	380
January	479	
February	479	
March	479	
April	458	
May	458	
June	458	

QUALITY

	Contract Quantity	Contract Base Number	Contract *	Region	England
% of all assessments that were assess and fit appliances (rolling 12 month period)	20	21	95.2%	57.7%	58.6%
% of all assessments that were assess and refuse (rolling 12 month period)	0	21	0.0%	11.3%	11.3%
% of all assessments that were assess and review (rolling 12 month period)	1	21	4.8%	31.0%	30.0%
% of terminated courses where treatment was abandoned or discontinued (rolling 12 month period)	1	25	4.0%	8.4%	7.4%
% of completed treatments indicating that PAR score was taken (year to date)	19	19	100.0%	61.0%	64.3%
Rate of removable appliances per 100 fixed appliances - proposed treatment (rolling 12 month period)	3	34	8.82	7.20	5.53
Rate of removable appliances per 100 fixed appliances - completed treatment (rolling 12 month period)	4	32	12.50	6.14	4.60
% of courses of treatment with removable appliances only - proposed treatment (rolling 12 month period)	1	20	5.0%	2.5%	1.9%
% of courses of treatment with removable appliances only - completed treatment (rolling 12 month period)	0	24	0.0%	1.6%	1.4%
% of patients satisfied with the treatment they have received (rolling 12 month period)	0	0	N/A	96.5%	95.9%

* Figures in italics indicate that the base number is less than 100.

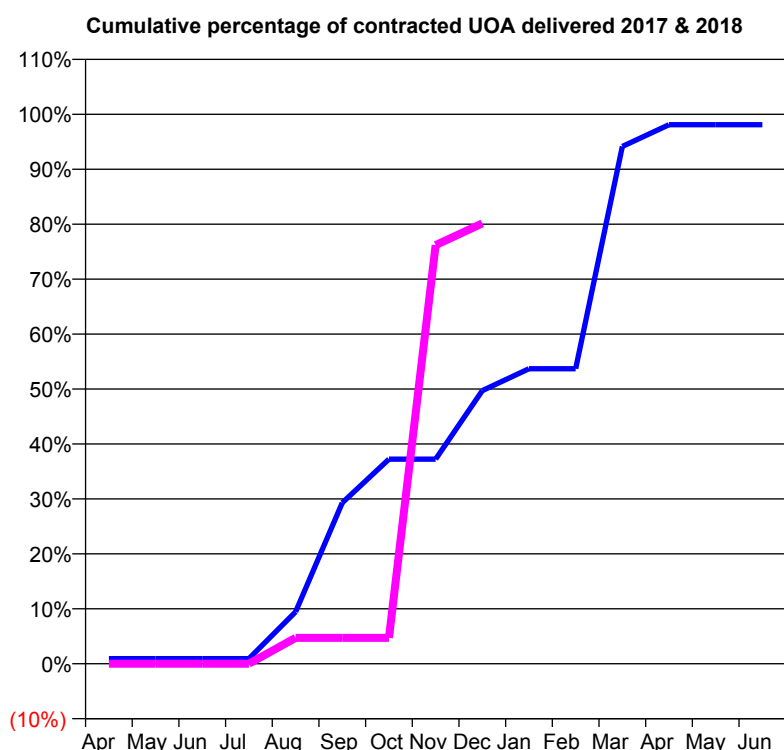
Q54 - Vital Signs Orthodontic At a Glance Contract Report for 638633/0011 - December 2017

Name or company name	Balbir S Bhandal, Amrik S Bhandal & Baljit
Contract type name	GDS Contract
Purpose of contract	General and Orthodontic
Contract start date	01/04/2006
Contract end date	

17/18 Contracted general activity (UDA)	13,730
Carry forward general activity (UDA)	0
17/18 Contracted orthodontic activity (UOA)	529
Carry forward orthodontic activity (UOA)	0
Baseline contract value	£373,707.46

ACCESS

	Contract	England and Wales
24 month ratio of assessments to patient IDs	1.04	1.09

ACTIVITY


Month	Adjusted Scheduled Activity (UOA)	
	2017	2018
April	5	0
May	5	0
June	5	0
July	5	0
August	50	25
September	155	25
October	197	25
November	197	403
December	263	424
January	284	
February	284	
March	498	
April	519	
May	519	
June	519	

QUALITY

	Contract Quantity	Contract Base Number	Contract *	Region	England
% of all assessments that were assess and fit appliances (rolling 12 month period)	32	40	80.0%	57.7%	58.6%
% of all assessments that were assess and refuse (rolling 12 month period)	2	40	5.0%	11.3%	11.3%
% of all assessments that were assess and review (rolling 12 month period)	6	40	15.0%	31.0%	30.0%
% of terminated courses where treatment was abandoned or discontinued (rolling 12 month period)	2	9	22.2%	8.4%	7.4%
% of completed treatments indicating that PAR score was taken (year to date)	5	6	83.3%	61.0%	64.3%
Rate of removable appliances per 100 fixed appliances - proposed treatment (rolling 12 month period)	12	33	36.36	7.20	5.53
Rate of removable appliances per 100 fixed appliances - completed treatment (rolling 12 month period)	1	12	8.33	6.14	4.60
% of courses of treatment with removable appliances only - proposed treatment (rolling 12 month period)	12	32	37.5%	2.5%	1.9%
% of courses of treatment with removable appliances only - completed treatment (rolling 12 month period)	0	7	0.0%	1.6%	1.4%
% of patients satisfied with the treatment they have received (rolling 12 month period)	2	2	100.0%	96.5%	95.9%

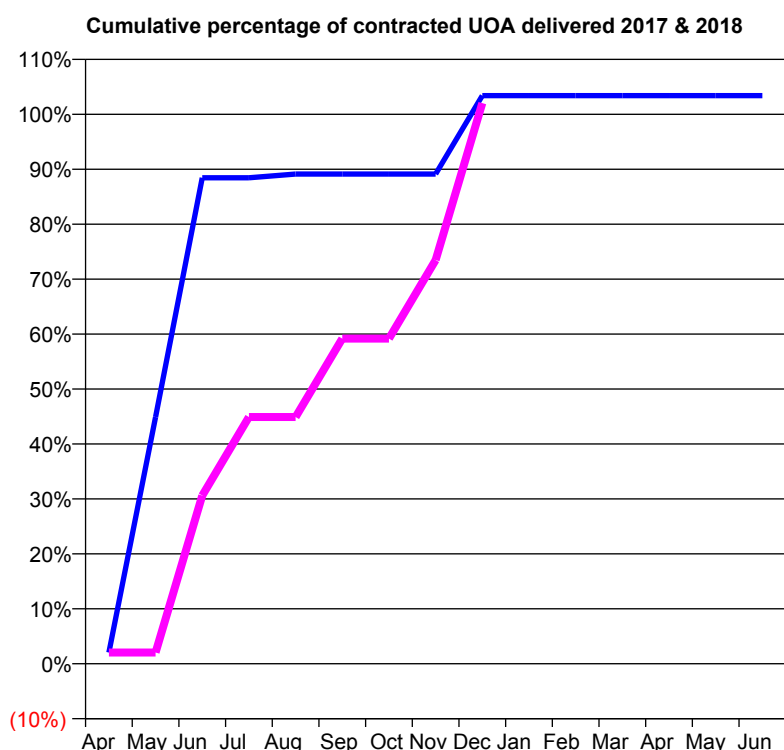
* Figures in italics indicate that the base number is less than 100.

Q54 - Vital Signs Orthodontic At a Glance Contract Report for 638633/0019 - December 2017

Name or company name	Balbir S Bhandal, Amrik S Bhandal & Baljit
Contract type name	GDS Contract
Purpose of contract	General and Orthodontic
Contract start date	01/04/2006
Contract end date	

17/18 Contracted general activity (UDA)	2,037
Carry forward general activity (UDA)	7
17/18 Contracted orthodontic activity (UOA)	147
Carry forward orthodontic activity (UOA)	-3
Baseline contract value	£54,044.37

ACCESS	Contract	England and Wales
24 month ratio of assessments to patient IDs	1.00	1.09

ACTIVITY


Month	Adjusted Scheduled Activity (UOA)	
	2017	2018
April	3	3
May	66	3
June	130	45
July	130	66
August	131	66
September	131	87
October	131	87
November	131	108
December	152	150
January	152	
February	152	
March	152	
April	152	
May	152	
June	152	

QUALITY

	Contract Quantity	Contract Base Number	Contract *	Region	England
% of all assessments that were assess and fit appliances (rolling 12 month period)	7	7	100.0%	57.7%	58.6%
% of all assessments that were assess and refuse (rolling 12 month period)	0	7	0.0%	11.3%	11.3%
% of all assessments that were assess and review (rolling 12 month period)	0	7	0.0%	31.0%	30.0%
% of terminated courses where treatment was abandoned or discontinued (rolling 12 month period)	0	6	0.0%	8.4%	7.4%
% of completed treatments indicating that PAR score was taken (year to date)	4	4	100.0%	61.0%	64.3%
Rate of removable appliances per 100 fixed appliances - proposed treatment (rolling 12 month period)	0	14	0.00	7.20	5.53
Rate of removable appliances per 100 fixed appliances - completed treatment (rolling 12 month period)	2	7	28.57	6.14	4.60
% of courses of treatment with removable appliances only - proposed treatment (rolling 12 month period)	0	7	0.0%	2.5%	1.9%
% of courses of treatment with removable appliances only - completed treatment (rolling 12 month period)	0	6	0.0%	1.6%	1.4%
% of patients satisfied with the treatment they have received (rolling 12 month period)	1	1	100.0%	96.5%	95.9%

* Figures in italics indicate that the base number is less than 100.

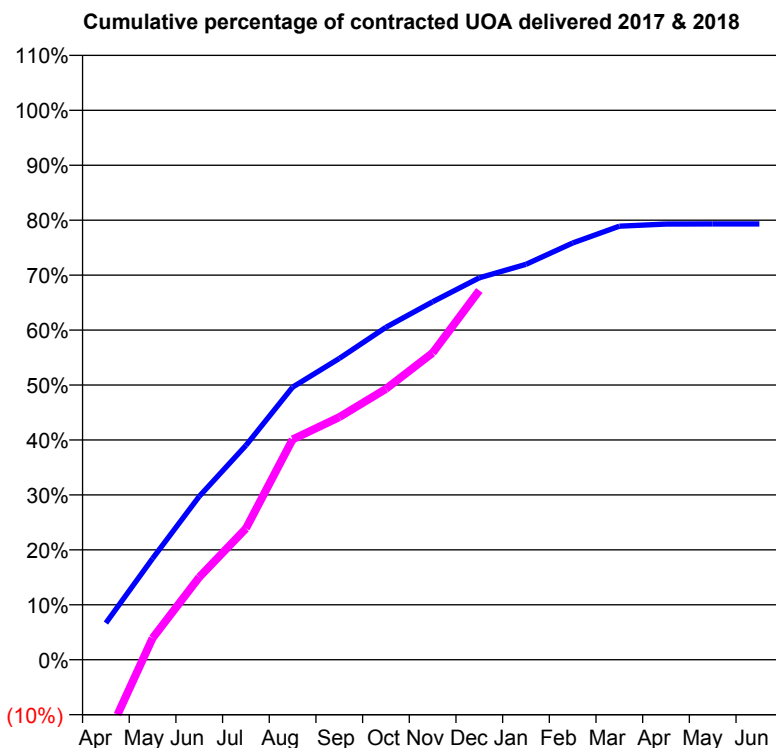
Q54 - Vital Signs Orthodontic At a Glance Contract Report for 638633/0020 - December 2017

Name or company name	Balbir S Bhandal, Amrik S Bhandal & Baljit
Contract type name	GDS Contract
Purpose of contract	General and Orthodontic
Contract start date	01/04/2006
Contract end date	

17/18 Contracted general activity (UDA)	97,227
Carry forward general activity (UDA)	-1,788
17/18 Contracted orthodontic activity (UOA)	6,238
Carry forward orthodontic activity (UOA)	1,638
Baseline contract value	£3,553,808.51

ACCESS

	Contract	England and Wales
24 month ratio of assessments to patient IDs	1.03	1.09

ACTIVITY


Month	Adjusted Scheduled Activity (UOA)	
	2017	2018
April	530	-913
May	1,460	246
June	2,354	938
July	3,088	1,491
August	3,929	2,502
September	4,341	2,755
October	4,792	3,075
November	5,158	3,484
December	5,504	4,192
January	5,698	
February	6,005	
March	6,248	
April	6,279	
May	6,280	
June	6,280	

QUALITY

	Contract Quantity	Contract Base Number	Contract *	Region	England
% of all assessments that were assess and fit appliances (rolling 12 month period)	308	517	59.6%	57.7%	58.6%
% of all assessments that were assess and refuse (rolling 12 month period)	76	517	14.7%	11.3%	11.3%
% of all assessments that were assess and review (rolling 12 month period)	133	517	25.7%	31.0%	30.0%
% of terminated courses where treatment was abandoned or discontinued (rolling 12 month period)	198	338	58.6%	8.4%	7.4%
% of completed treatments indicating that PAR score was taken (year to date)	79	107	73.8%	61.0%	64.3%
Rate of removable appliances per 100 fixed appliances - proposed treatment (rolling 12 month period)	57	426	13.38	7.20	5.53
Rate of removable appliances per 100 fixed appliances - completed treatment (rolling 12 month period)	10	278	3.60	6.14	4.60
% of courses of treatment with removable appliances only - proposed treatment (rolling 12 month period)	56	308	18.2%	2.5%	1.9%
% of courses of treatment with removable appliances only - completed treatment (rolling 12 month period)	0	140	0.0%	1.6%	1.4%
% of patients satisfied with the treatment they have received (rolling 12 month period)	9	9	100.0%	96.5%	95.9%

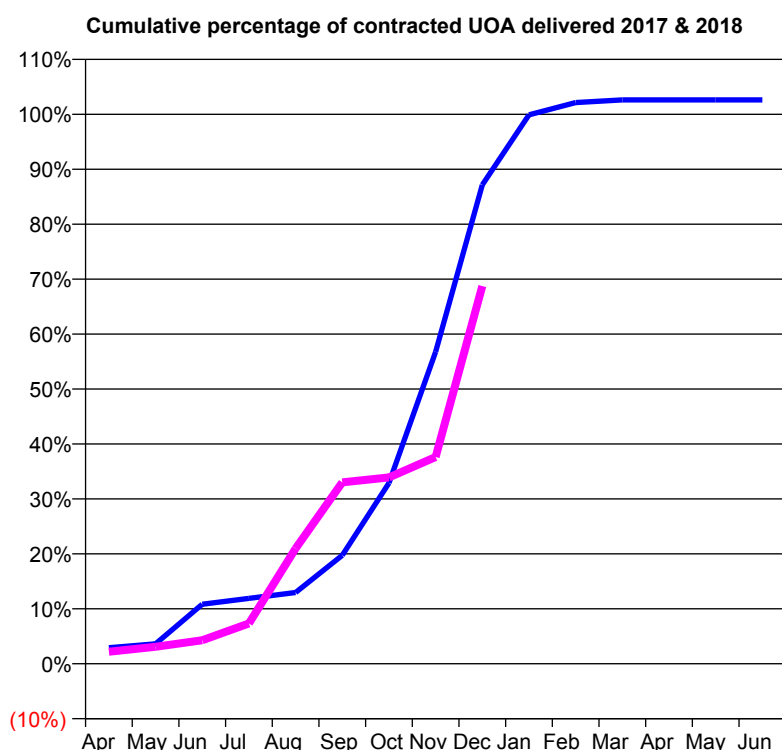
* Figures in italics indicate that the base number is less than 100.

Q54 - Vital Signs Orthodontic At a Glance Contract Report for 643572/0001 - December 2017

Name or company name	DR JF ALLSOPP
Contract type name	PDS Contract
Purpose of contract	Orthodontic
Contract start date	01/04/2006
Contract end date	31/03/2018

17/18 Contracted general activity (UDA)	0
Carry forward general activity (UDA)	0
17/18 Contracted orthodontic activity (UOA)	10,581
Carry forward orthodontic activity (UOA)	-212
Baseline contract value	£679,128.34

ACCESS	Contract	England and Wales
24 month ratio of assessments to patient IDs	1.02	1.09

ACTIVITY


Month	Adjusted Scheduled Activity (UOA)	
	2017	2018
April	310	233
May	384	327
June	1,147	454
July	1,260	777
August	1,373	2,220
September	2,090	3,494
October	3,480	3,589
November	6,008	3,982
December	9,222	7,273
January	10,570	
February	10,807	
March	10,858	
April	10,858	
May	10,858	
June	10,858	

QUALITY	Contract Quantity	Contract Base Number	Contract *	Region	England
% of all assessments that were assess and fit appliances (rolling 12 month period)	371	1,223	30.3%	57.7%	58.6%
% of all assessments that were assess and refuse (rolling 12 month period)	109	1,223	8.9%	11.3%	11.3%
% of all assessments that were assess and review (rolling 12 month period)	743	1,223	60.8%	31.0%	30.0%
% of terminated courses where treatment was abandoned or discontinued (rolling 12 month period)	12	401	3.0%	8.4%	7.4%
% of completed treatments indicating that PAR score was taken (year to date)	0	206	0.0%	61.0%	64.3%
Rate of removable appliances per 100 fixed appliances - proposed treatment (rolling 12 month period)	7	740	0.95	7.20	5.53
Rate of removable appliances per 100 fixed appliances - completed treatment (rolling 12 month period)	1	777	0.13	6.14	4.60
% of courses of treatment with removable appliances only - proposed treatment (rolling 12 month period)	0	371	0.0%	2.5%	1.9%
% of courses of treatment with removable appliances only - completed treatment (rolling 12 month period)	0	389	0.0%	1.6%	1.4%
% of patients satisfied with the treatment they have received (rolling 12 month period)	11	11	100.0%	96.5%	95.9%

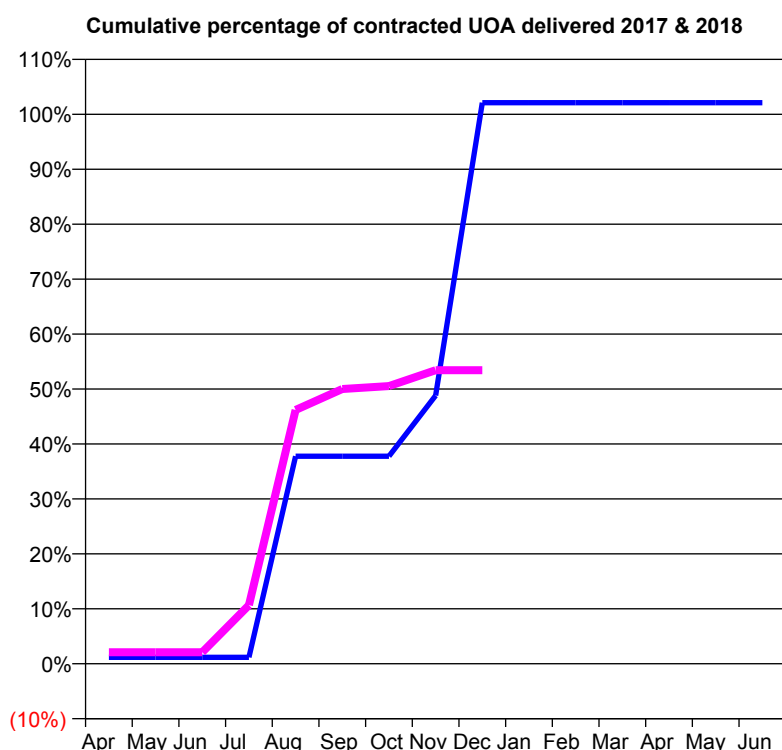
* Figures in italics indicate that the base number is less than 100.

Q54 - Vital Signs Orthodontic At a Glance Contract Report for 643572/0002 - December 2017

Name or company name	DR JF ALLSOPP
Contract type name	GDS Contract
Purpose of contract	General and Orthodontic
Contract start date	01/04/2006
Contract end date	

17/18 Contracted general activity (UDA)	4,835
Carry forward general activity (UDA)	180
17/18 Contracted orthodontic activity (UOA)	760
Carry forward orthodontic activity (UOA)	-16
Baseline contract value	£166,624.93

ACCESS	Contract	England and Wales
24 month ratio of assessments to patient IDs	1.00	1.09

ACTIVITY


Month	Adjusted Scheduled Activity (UOA)	
	2017	2018
April	9	16
May	9	16
June	9	16
July	9	81
August	287	351
September	287	380
October	287	384
November	371	406
December	776	406
January	776	
February	776	
March	776	
April	776	
May	776	
June	776	

QUALITY

	Contract Quantity	Contract Base Number	Contract *	Region	England
% of all assessments that were assess and fit appliances (rolling 12 month period)	13	126	10.3%	57.7%	58.6%
% of all assessments that were assess and refuse (rolling 12 month period)	17	126	13.5%	11.3%	11.3%
% of all assessments that were assess and review (rolling 12 month period)	96	126	76.2%	31.0%	30.0%
% of terminated courses where treatment was abandoned or discontinued (rolling 12 month period)	1	37	2.7%	8.4%	7.4%
% of completed treatments indicating that PAR score was taken (year to date)	0	16	0.0%	61.0%	64.3%
Rate of removable appliances per 100 fixed appliances - proposed treatment (rolling 12 month period)	1	26	3.85	7.20	5.53
Rate of removable appliances per 100 fixed appliances - completed treatment (rolling 12 month period)	0	72	0.00	6.14	4.60
% of courses of treatment with removable appliances only - proposed treatment (rolling 12 month period)	0	13	0.0%	2.5%	1.9%
% of courses of treatment with removable appliances only - completed treatment (rolling 12 month period)	0	36	0.0%	1.6%	1.4%
% of patients satisfied with the treatment they have received (rolling 12 month period)	2	2	100.0%	96.5%	95.9%

* Figures in italics indicate that the base number is less than 100.

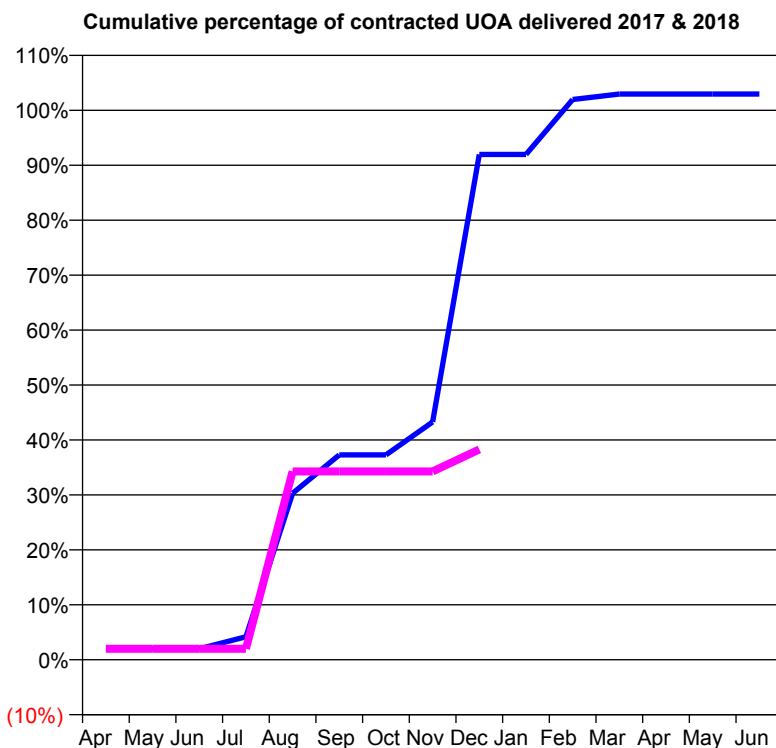
Q54 - Vital Signs Orthodontic At a Glance Contract Report for 643572/0007 - December 2017

Name or company name	DR JF ALLSOPP
Contract type name	PDS Contract
Purpose of contract	Orthodontic
Contract start date	13/06/2011
Contract end date	31/03/2018

17/18 Contracted general activity (UDA)	0
Carry forward general activity (UDA)	0
17/18 Contracted orthodontic activity (UOA)	2,100
Carry forward orthodontic activity (UOA)	-42
Baseline contract value	£101,085.98

ACCESS

	Contract	England and Wales
24 month ratio of assessments to patient IDs	1.00	1.09

ACTIVITY


Month	Adjusted Scheduled Activity (UOA)	
	2017	2018
April	42	42
May	42	42
June	42	42
July	88	42
August	636	720
September	783	720
October	783	720
November	909	720
December	1,931	804
January	1,931	
February	2,141	
March	2,162	
April	2,162	
May	2,162	
June	2,162	

QUALITY

	Contract Quantity	Contract Base Number	Contract *	Region	England
% of all assessments that were assess and fit appliances (rolling 12 month period)	47	47	100.0%	57.7%	58.6%
% of all assessments that were assess and refuse (rolling 12 month period)	0	47	0.0%	11.3%	11.3%
% of all assessments that were assess and review (rolling 12 month period)	0	47	0.0%	31.0%	30.0%
% of terminated courses where treatment was abandoned or discontinued (rolling 12 month period)	2	107	1.9%	8.4%	7.4%
% of completed treatments indicating that PAR score was taken (year to date)	0	60	0.0%	61.0%	64.3%
Rate of removable appliances per 100 fixed appliances - proposed treatment (rolling 12 month period)	1	92	1.09	7.20	5.53
Rate of removable appliances per 100 fixed appliances - completed treatment (rolling 12 month period)	1	209	0.48	6.14	4.60
% of courses of treatment with removable appliances only - proposed treatment (rolling 12 month period)	0	47	0.0%	2.5%	1.9%
% of courses of treatment with removable appliances only - completed treatment (rolling 12 month period)	0	105	0.0%	1.6%	1.4%
% of patients satisfied with the treatment they have received (rolling 12 month period)	3	3	100.0%	96.5%	95.9%

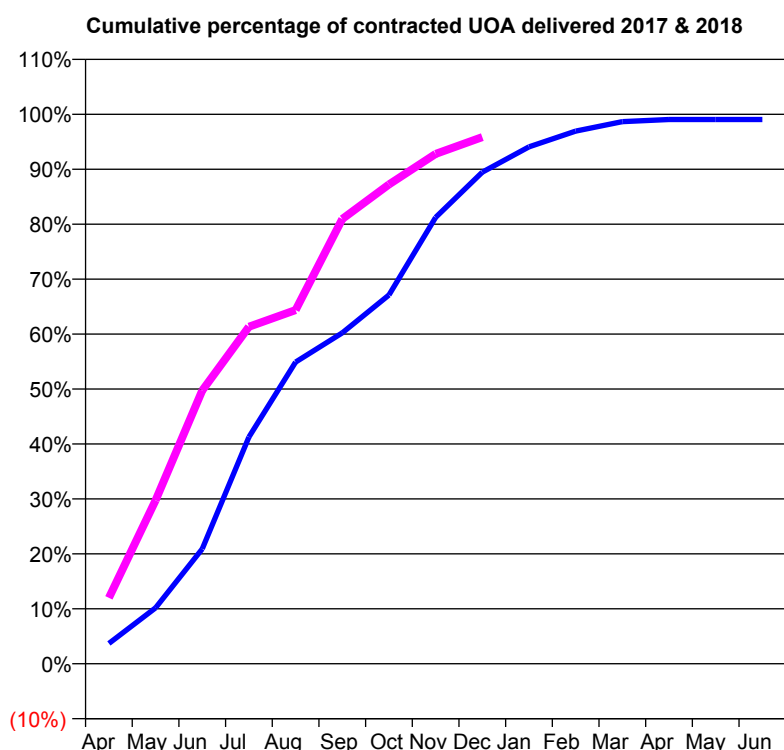
* Figures in italics indicate that the base number is less than 100.

Q54 - Vital Signs Orthodontic At a Glance Contract Report for 644277/0001 - December 2017

Name or company name	MR JS NANDHRA
Contract type name	PDS Contract
Purpose of contract	Orthodontic
Contract start date	01/04/2006
Contract end date	31/03/2018

17/18 Contracted general activity (UDA)	0
Carry forward general activity (UDA)	0
17/18 Contracted orthodontic activity (UOA)	11,043
Carry forward orthodontic activity (UOA)	106
Baseline contract value	£881,446.08

ACCESS	Contract	England and Wales
24 month ratio of assessments to patient IDs	1.01	1.09

ACTIVITY


Month	Adjusted Scheduled Activity (UOA)	
	2017	2018
April	408	1,326
May	1,123	3,283
June	2,308	5,492
July	4,556	6,773
August	6,063	7,109
September	6,651	8,939
October	7,412	9,632
November	8,971	10,245
December	9,878	10,585
January	10,388	
February	10,705	
March	10,895	
April	10,937	
May	10,937	
June	10,937	

QUALITY	Contract Quantity	Contract Base Number	Contract *	Region	England
% of all assessments that were assess and fit appliances (rolling 12 month period)	564	616	91.6%	57.7%	58.6%
% of all assessments that were assess and refuse (rolling 12 month period)	50	616	8.1%	11.3%	11.3%
% of all assessments that were assess and review (rolling 12 month period)	2	616	0.3%	31.0%	30.0%
% of terminated courses where treatment was abandoned or discontinued (rolling 12 month period)	80	599	13.4%	8.4%	7.4%
% of completed treatments indicating that PAR score was taken (year to date)	324	381	85.0%	61.0%	64.3%
Rate of removable appliances per 100 fixed appliances - proposed treatment (rolling 12 month period)	72	1,119	6.43	7.20	5.53
Rate of removable appliances per 100 fixed appliances - completed treatment (rolling 12 month period)	50	1,021	4.90	6.14	4.60
% of courses of treatment with removable appliances only - proposed treatment (rolling 12 month period)	1	564	0.2%	2.5%	1.9%
% of courses of treatment with removable appliances only - completed treatment (rolling 12 month period)	3	519	0.6%	1.6%	1.4%
% of patients satisfied with the treatment they have received (rolling 12 month period)	12	12	100.0%	96.5%	95.9%

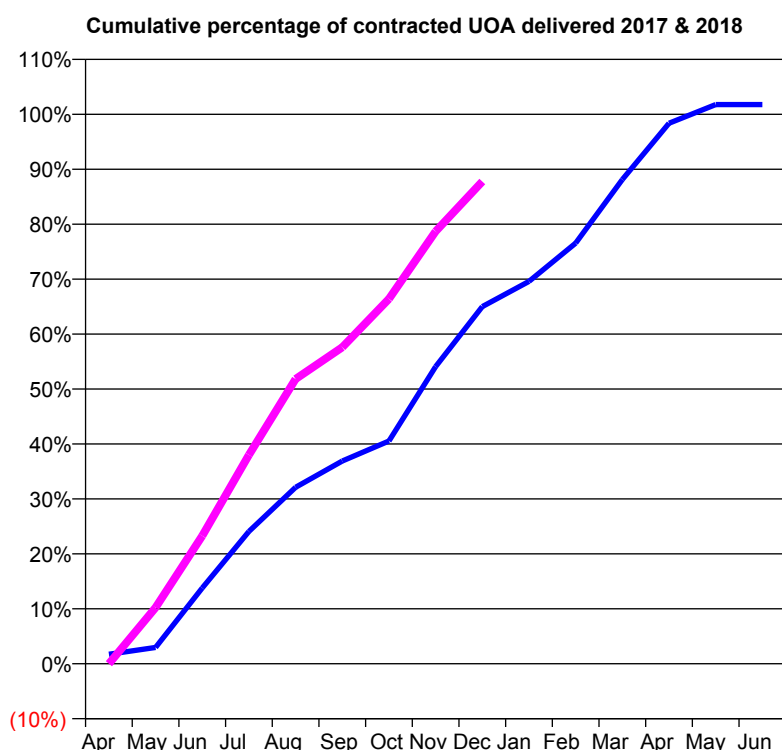
* Figures in italics indicate that the base number is less than 100.

Q54 - Vital Signs Orthodontic At a Glance Contract Report for 648639/0001 - December 2017

Name or company name	MRS J SIMPSON
Contract type name	PDS Contract
Purpose of contract	Orthodontic
Contract start date	01/04/2006
Contract end date	31/03/2018

17/18 Contracted general activity (UDA)	0
Carry forward general activity (UDA)	0
17/18 Contracted orthodontic activity (UOA)	8,204
Carry forward orthodontic activity (UOA)	0
Baseline contract value	£551,666.21

ACCESS	Contract	England and Wales
24 month ratio of assessments to patient IDs	1.11	1.09

ACTIVITY


Month	Adjusted Scheduled Activity (UOA)	
	2017	2018
April	164	0
May	281	840
June	1,303	1,911
July	2,275	3,118
August	3,032	4,252
September	3,485	4,726
October	3,828	5,448
November	5,106	6,456
December	6,139	7,199
January	6,572	
February	7,229	
March	8,321	
April	9,289	
May	9,609	
June	9,609	

QUALITY	Contract Quantity	Contract Base Number	Contract *	Region	England
% of all assessments that were assess and fit appliances (rolling 12 month period)	507	535	94.8%	57.7%	58.6%
% of all assessments that were assess and refuse (rolling 12 month period)	8	535	1.5%	11.3%	11.3%
% of all assessments that were assess and review (rolling 12 month period)	20	535	3.7%	31.0%	30.0%
% of terminated courses where treatment was abandoned or discontinued (rolling 12 month period)	4	368	1.1%	8.4%	7.4%
% of completed treatments indicating that PAR score was taken (year to date)	305	305	100.0%	61.0%	64.3%
Rate of removable appliances per 100 fixed appliances - proposed treatment (rolling 12 month period)	13	960	1.35	7.20	5.53
Rate of removable appliances per 100 fixed appliances - completed treatment (rolling 12 month period)	5	716	0.70	6.14	4.60
% of courses of treatment with removable appliances only - proposed treatment (rolling 12 month period)	2	507	0.4%	2.5%	1.9%
% of courses of treatment with removable appliances only - completed treatment (rolling 12 month period)	0	364	0.0%	1.6%	1.4%
% of patients satisfied with the treatment they have received (rolling 12 month period)	12	13	92.3%	96.5%	95.9%

* Figures in italics indicate that the base number is less than 100.

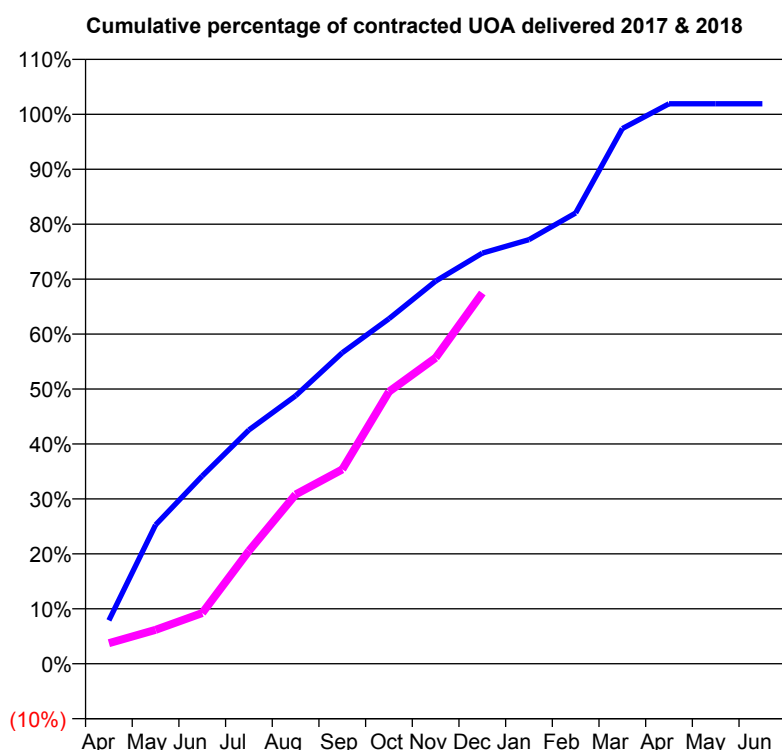
Q54 - Vital Signs Orthodontic At a Glance Contract Report for 648728/0001 - December 2017

Name or company name	MRS EH ROBERTS
Contract type name	PDS Contract
Purpose of contract	Orthodontic
Contract start date	01/04/2006
Contract end date	31/03/2018

17/18 Contracted general activity (UDA)	0
Carry forward general activity (UDA)	0
17/18 Contracted orthodontic activity (UOA)	3,768
Carry forward orthodontic activity (UOA)	-72
Baseline contract value	£225,386.90

ACCESS	Contract	England and Wales
--------	----------	-------------------

24 month ratio of assessments to patient IDs	1.02	1.09
--	------	------

ACTIVITY


Month	Adjusted Scheduled Activity (UOA)	
	2017	2018
April	298	141
May	952	233
June	1,288	348
July	1,603	774
August	1,837	1,161
September	2,133	1,333
October	2,366	1,866
November	2,624	2,098
December	2,816	2,542
January	2,908	
February	3,091	
March	3,670	
April	3,840	
May	3,840	
June	3,840	

QUALITY	Contract Quantity	Contract Base Number	Contract *	Region	England
---------	-------------------	----------------------	------------	--------	---------

% of all assessments that were assess and fit appliances (rolling 12 month period)	165	247	66.8%	57.7%	58.6%
% of all assessments that were assess and refuse (rolling 12 month period)	58	247	23.5%	11.3%	11.3%
% of all assessments that were assess and review (rolling 12 month period)	24	247	9.7%	31.0%	30.0%
% of terminated courses where treatment was abandoned or discontinued (rolling 12 month period)	11	197	5.6%	8.4%	7.4%
% of completed treatments indicating that PAR score was taken (year to date)	135	135	100.0%	61.0%	64.3%
Rate of removable appliances per 100 fixed appliances - proposed treatment (rolling 12 month period)	27	325	8.31	7.20	5.53
Rate of removable appliances per 100 fixed appliances - completed treatment (rolling 12 month period)	21	368	5.71	6.14	4.60
% of courses of treatment with removable appliances only - proposed treatment (rolling 12 month period)	2	165	1.2%	2.5%	1.9%
% of courses of treatment with removable appliances only - completed treatment (rolling 12 month period)	1	186	0.5%	1.6%	1.4%
% of patients satisfied with the treatment they have received (rolling 12 month period)	1	1	100.0%	96.5%	95.9%

* Figures in italics indicate that the base number is less than 100.

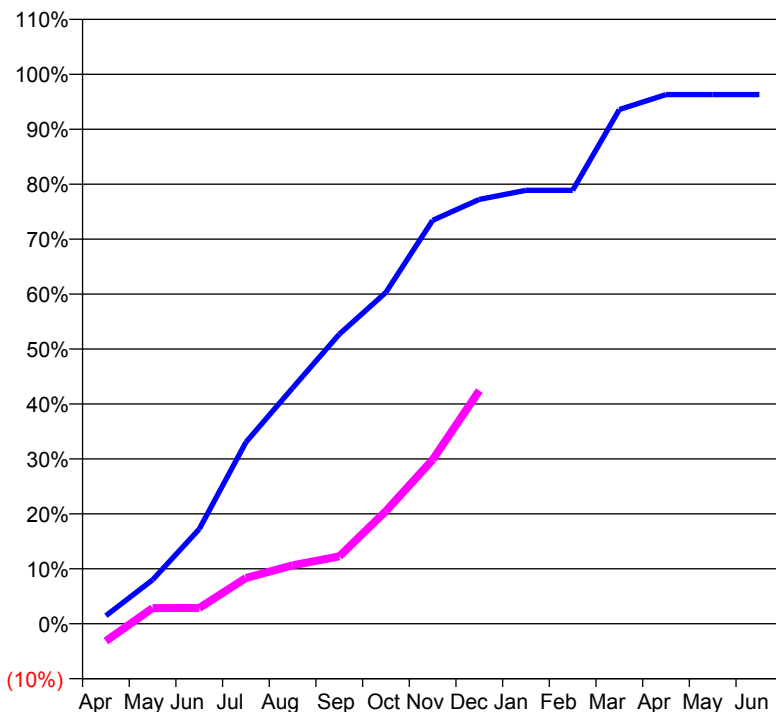
Q54 - Vital Signs Orthodontic At a Glance Contract Report for 650641/0001 - December 2017

Name or company name	MRS N SHOJA-ASSADI
Contract type name	PDS Contract
Purpose of contract	Orthodontic
Contract start date	01/04/2006
Contract end date	31/03/2018

17/18 Contracted general activity (UDA)	0
Carry forward general activity (UDA)	0
17/18 Contracted orthodontic activity (UOA)	3,862
Carry forward orthodontic activity (UOA)	143
Baseline contract value	£256,381.40

ACCESS

	Contract	England and Wales
24 month ratio of assessments to patient IDs	1.02	1.09

ACTIVITY
Cumulative percentage of contracted UOA delivered 2017 & 2018

Adjusted Scheduled Activity (UOA)

Month	2017	2018
April	57	-122
May	309	110
June	666	111
July	1,276	322
August	1,657	411
September	2,035	474
October	2,329	792
November	2,835	1,153
December	2,983	1,639
January	3,046	
February	3,046	
March	3,614	
April	3,719	
May	3,719	
June	3,719	

QUALITY

	Contract Quantity	Contract Base Number	Contract *	Region	England
% of all assessments that were assess and fit appliances (rolling 12 month period)	120	142	84.5%	57.7%	58.6%
% of all assessments that were assess and refuse (rolling 12 month period)	10	142	7.0%	11.3%	11.3%
% of all assessments that were assess and review (rolling 12 month period)	12	142	8.5%	31.0%	30.0%
% of terminated courses where treatment was abandoned or discontinued (rolling 12 month period)	13	203	6.4%	8.4%	7.4%
% of completed treatments indicating that PAR score was taken (year to date)	37	112	33.0%	61.0%	64.3%
Rate of removable appliances per 100 fixed appliances - proposed treatment (rolling 12 month period)	0	39	0.00	7.20	5.53
Rate of removable appliances per 100 fixed appliances - completed treatment (rolling 12 month period)	0	89	0.00	6.14	4.60
% of courses of treatment with removable appliances only - proposed treatment (rolling 12 month period)	0	120	0.0%	2.5%	1.9%
% of courses of treatment with removable appliances only - completed treatment (rolling 12 month period)	0	190	0.0%	1.6%	1.4%
% of patients satisfied with the treatment they have received (rolling 12 month period)	1	1	100.0%	96.5%	95.9%

* Figures in italics indicate that the base number is less than 100.

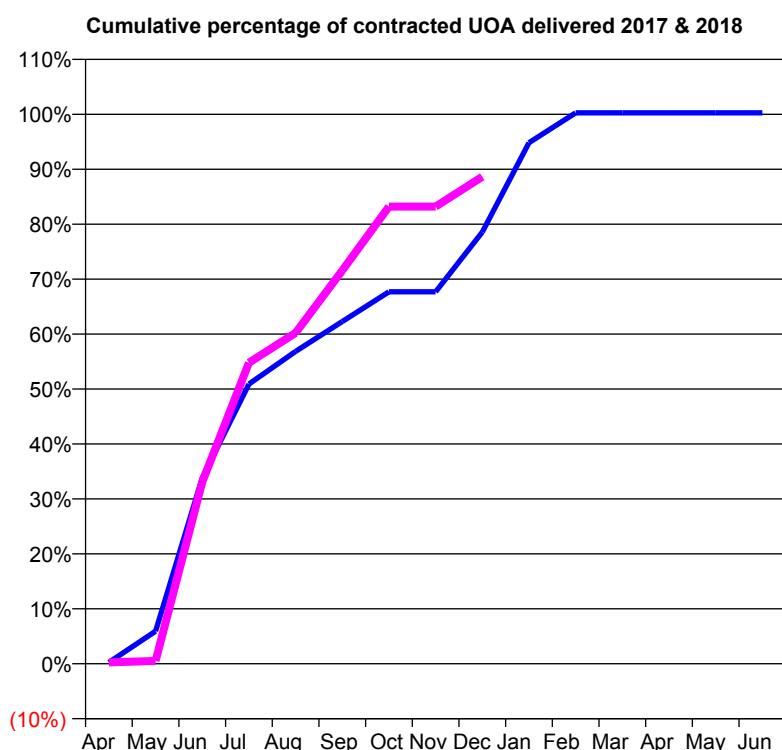
Q54 - Vital Signs Orthodontic At a Glance Contract Report for 658421/0001 - December 2017

Name or company name	MR ES HAYER
Contract type name	GDS Contract
Purpose of contract	General and Orthodontic
Contract start date	01/04/2006
Contract end date	

17/18 Contracted general activity (UDA)	21,866
Carry forward general activity (UDA)	-281
17/18 Contracted orthodontic activity (UOA)	387
Carry forward orthodontic activity (UOA)	-1
Baseline contract value	£548,862.11

ACCESS

	Contract	England and Wales
24 month ratio of assessments to patient IDs	1.06	1.09

ACTIVITY


Month	Adjusted Scheduled Activity (UOA)	
	2017	2018
April	1	1
May	23	2
June	131	128
July	197	212
August	220	233
September	241	277
October	262	322
November	262	322
December	304	343
January	367	
February	388	
March	388	
April	388	
May	388	
June	388	

QUALITY

	Contract Quantity	Contract Base Number	Contract *	Region	England
% of all assessments that were assess and fit appliances (rolling 12 month period)	20	26	76.9%	57.7%	58.6%
% of all assessments that were assess and refuse (rolling 12 month period)	3	26	11.5%	11.3%	11.3%
% of all assessments that were assess and review (rolling 12 month period)	3	26	11.5%	31.0%	30.0%
% of terminated courses where treatment was abandoned or discontinued (rolling 12 month period)	1	14	7.1%	8.4%	7.4%
% of completed treatments indicating that PAR score was taken (year to date)	8	12	66.7%	61.0%	64.3%
Rate of removable appliances per 100 fixed appliances - proposed treatment (rolling 12 month period)	11	40	27.50	7.20	5.53
Rate of removable appliances per 100 fixed appliances - completed treatment (rolling 12 month period)	5	26	19.23	6.14	4.60
% of courses of treatment with removable appliances only - proposed treatment (rolling 12 month period)	0	20	0.0%	2.5%	1.9%
% of courses of treatment with removable appliances only - completed treatment (rolling 12 month period)	0	13	0.0%	1.6%	1.4%
% of patients satisfied with the treatment they have received (rolling 12 month period)	1	1	100.0%	96.5%	95.9%

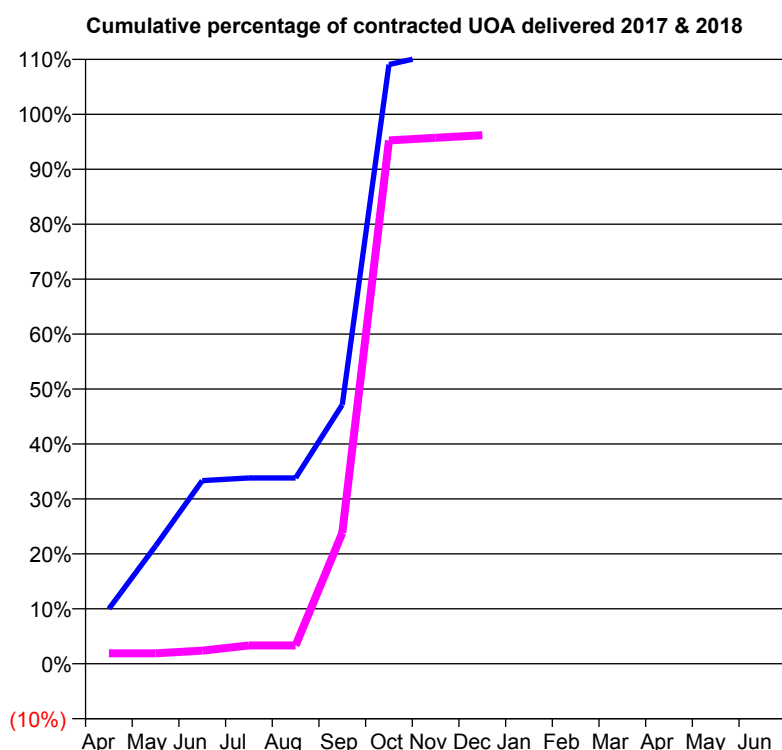
* Figures in italics indicate that the base number is less than 100.

Q54 - Vital Signs Orthodontic At a Glance Contract Report for 673749/0001 - December 2017

Name or company name	MR R KUMAR
Contract type name	GDS Contract
Purpose of contract	General and Orthodontic
Contract start date	01/04/2006
Contract end date	

17/18 Contracted general activity (UDA)	9,973
Carry forward general activity (UDA)	0
17/18 Contracted orthodontic activity (UOA)	210
Carry forward orthodontic activity (UOA)	-4
Baseline contract value	£271,177.03

ACCESS	Contract	England and Wales
24 month ratio of assessments to patient IDs	1.14	1.09

ACTIVITY


Month	Adjusted Scheduled Activity (UOA)	
	2017	2018
April	21	4
May	45	4
June	70	5
July	71	7
August	71	7
September	99	50
October	229	200
November	233	201
December	236	202
January	242	
February	242	
March	242	
April	273	
May	273	
June	273	

QUALITY	Contract Quantity	Contract Base Number	Contract *	Region	England
% of all assessments that were assess and fit appliances (rolling 12 month period)	11	32	34.4%	57.7%	58.6%
% of all assessments that were assess and refuse (rolling 12 month period)	8	32	25.0%	11.3%	11.3%
% of all assessments that were assess and review (rolling 12 month period)	13	32	40.6%	31.0%	30.0%
% of terminated courses where treatment was abandoned or discontinued (rolling 12 month period)	0	0	N/A	8.4%	7.4%
% of completed treatments indicating that PAR score was taken (year to date)	0	0	N/A	61.0%	64.3%
Rate of removable appliances per 100 fixed appliances - proposed treatment (rolling 12 month period)	1	16	6.25	7.20	5.53
Rate of removable appliances per 100 fixed appliances - completed treatment (rolling 12 month period)	0	0	N/A	6.14	4.60
% of courses of treatment with removable appliances only - proposed treatment (rolling 12 month period)	1	11	9.1%	2.5%	1.9%
% of courses of treatment with removable appliances only - completed treatment (rolling 12 month period)	0	0	N/A	1.6%	1.4%
% of patients satisfied with the treatment they have received (rolling 12 month period)	0	0	N/A	96.5%	95.9%

* Figures in italics indicate that the base number is less than 100.

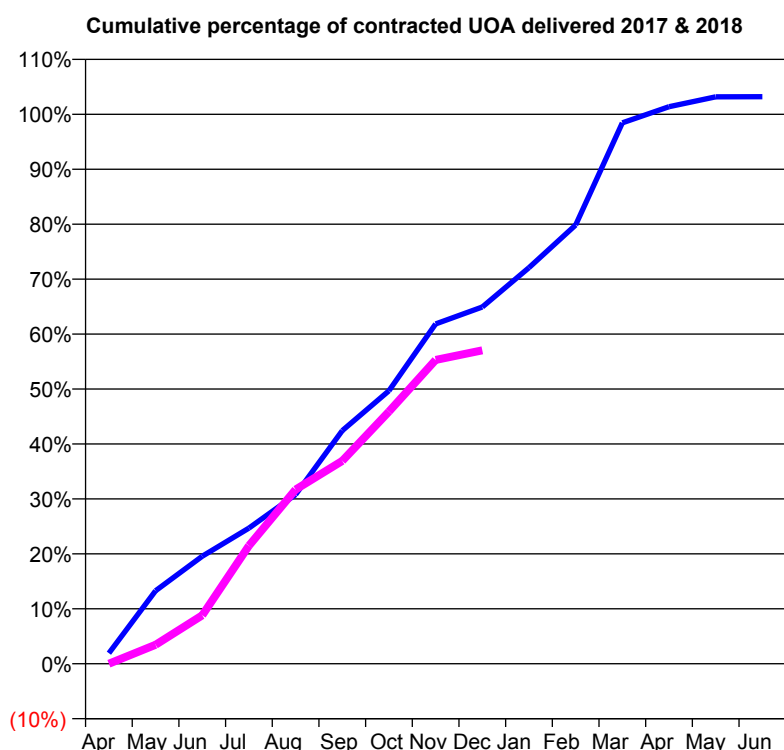
Q54 - Vital Signs Orthodontic At a Glance Contract Report for 735213/0002 - December 2017

Name or company name	MR PL MASON
Contract type name	PDS Contract
Purpose of contract	Orthodontic
Contract start date	22/03/2014
Contract end date	31/03/2018

17/18 Contracted general activity (UDA)	0
Carry forward general activity (UDA)	0
17/18 Contracted orthodontic activity (UOA)	5,085
Carry forward orthodontic activity (UOA)	0
Baseline contract value	£342,636.35

ACCESS

	Contract	England and Wales
24 month ratio of assessments to patient IDs	1.04	1.09

ACTIVITY


Month	Adjusted Scheduled Activity (UOA)	
	2017	2018
April	98	0
May	676	176
June	995	449
July	1,255	1,093
August	1,565	1,612
September	2,158	1,878
October	2,526	2,334
November	3,145	2,811
December	3,301	2,900
January	3,665	
February	4,060	
March	5,005	
April	5,155	
May	5,246	
June	5,248	

QUALITY

	Contract Quantity	Contract Base Number	Contract *	Region	England
% of all assessments that were assess and fit appliances (rolling 12 month period)	230	423	54.4%	57.7%	58.6%
% of all assessments that were assess and refuse (rolling 12 month period)	19	423	4.5%	11.3%	11.3%
% of all assessments that were assess and review (rolling 12 month period)	174	423	41.1%	31.0%	30.0%
% of terminated courses where treatment was abandoned or discontinued (rolling 12 month period)	8	209	3.8%	8.4%	7.4%
% of completed treatments indicating that PAR score was taken (year to date)	107	144	74.3%	61.0%	64.3%
Rate of removable appliances per 100 fixed appliances - proposed treatment (rolling 12 month period)	0	0	N/A	7.20	5.53
Rate of removable appliances per 100 fixed appliances - completed treatment (rolling 12 month period)	0	0	N/A	6.14	4.60
% of courses of treatment with removable appliances only - proposed treatment (rolling 12 month period)	0	230	0.0%	2.5%	1.9%
% of courses of treatment with removable appliances only - completed treatment (rolling 12 month period)	0	201	0.0%	1.6%	1.4%
% of patients satisfied with the treatment they have received (rolling 12 month period)	7	8	87.5%	96.5%	95.9%

* Figures in italics indicate that the base number is less than 100.

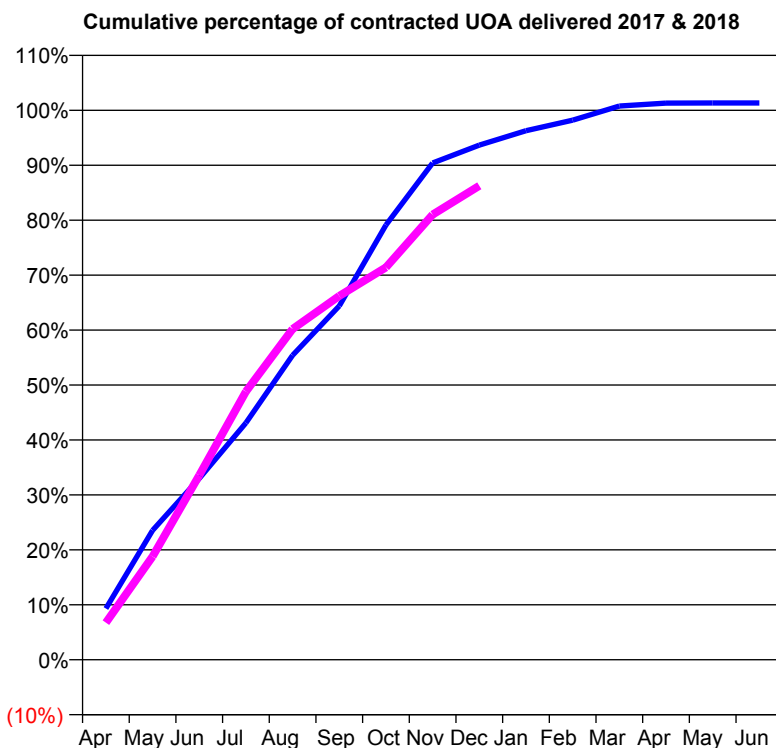
Q54 - Vital Signs Orthodontic At a Glance Contract Report for 735337/0001 - December 2017

Name or company name	DR WC ADDISON
Contract type name	PDS Contract
Purpose of contract	Orthodontic
Contract start date	01/04/2006
Contract end date	31/03/2018

17/18 Contracted general activity (UDA)	0
Carry forward general activity (UDA)	0
17/18 Contracted orthodontic activity (UOA)	9,034
Carry forward orthodontic activity (UOA)	-119
Baseline contract value	£605,606.15

ACCESS

	Contract	England and Wales
24 month ratio of assessments to patient IDs	1.18	1.09

ACTIVITY


Month	Adjusted Scheduled Activity (UOA)	
	2017	2018
April	844	611
May	2,127	1,699
June	2,981	3,033
July	3,895	4,410
August	5,006	5,438
September	5,818	5,981
October	7,148	6,451
November	8,167	7,318
December	8,461	7,793
January	8,697	
February	8,872	
March	9,103	
April	9,151	
May	9,153	
June	9,153	

QUALITY

	Contract Quantity	Contract Base Number	Contract *	Region	England
% of all assessments that were assess and fit appliances (rolling 12 month period)	386	687	56.2%	57.7%	58.6%
% of all assessments that were assess and refuse (rolling 12 month period)	75	687	10.9%	11.3%	11.3%
% of all assessments that were assess and review (rolling 12 month period)	226	687	32.9%	31.0%	30.0%
% of terminated courses where treatment was abandoned or discontinued (rolling 12 month period)	1	335	0.3%	8.4%	7.4%
% of completed treatments indicating that PAR score was taken (year to date)	212	230	92.2%	61.0%	64.3%
Rate of removable appliances per 100 fixed appliances - proposed treatment (rolling 12 month period)	221	710	31.13	7.20	5.53
Rate of removable appliances per 100 fixed appliances - completed treatment (rolling 12 month period)	0	0	N/A	6.14	4.60
% of courses of treatment with removable appliances only - proposed treatment (rolling 12 month period)	2	386	0.5%	2.5%	1.9%
% of courses of treatment with removable appliances only - completed treatment (rolling 12 month period)	0	334	0.0%	1.6%	1.4%
% of patients satisfied with the treatment they have received (rolling 12 month period)	7	7	100.0%	96.5%	95.9%

* Figures in italics indicate that the base number is less than 100.

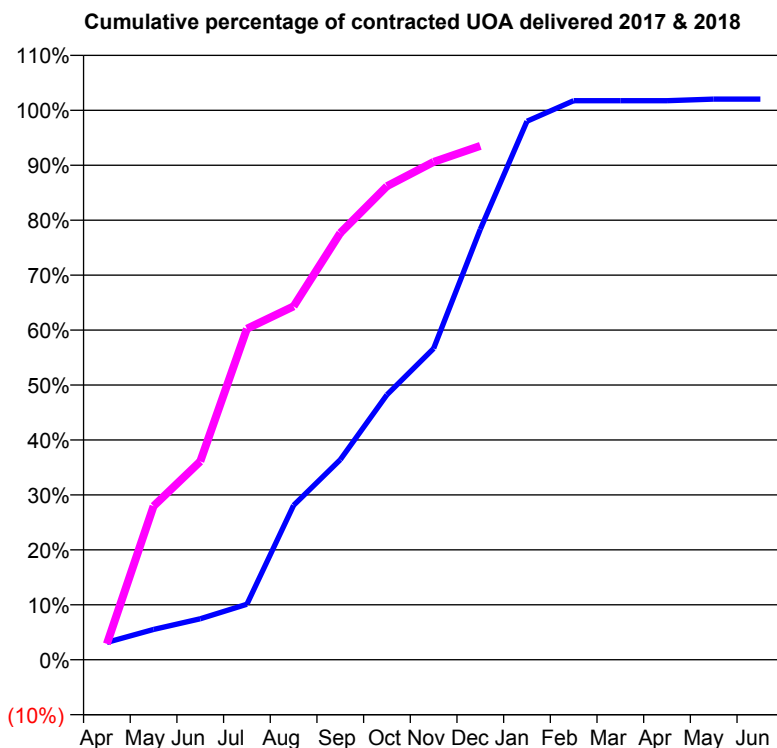
Q54 - Vital Signs Orthodontic At a Glance Contract Report for 761923/0001 - December 2017

Name or company name	MR RD SLATER
Contract type name	PDS Contract
Purpose of contract	Orthodontic
Contract start date	01/04/2006
Contract end date	31/03/2018

17/18 Contracted general activity (UDA)	0
Carry forward general activity (UDA)	0
17/18 Contracted orthodontic activity (UOA)	8,345
Carry forward orthodontic activity (UOA)	-167
Baseline contract value	£558,945.84

ACCESS

	Contract	England and Wales
24 month ratio of assessments to patient IDs	1.16	1.09

ACTIVITY


Month	Adjusted Scheduled Activity (UOA)	
	2017	2018
April	265	243
May	461	2,334
June	623	3,012
July	844	5,027
August	2,347	5,368
September	3,038	6,482
October	4,025	7,192
November	4,727	7,560
December	6,538	7,803
January	8,178	
February	8,490	
March	8,490	
April	8,490	
May	8,515	
June	8,515	

QUALITY

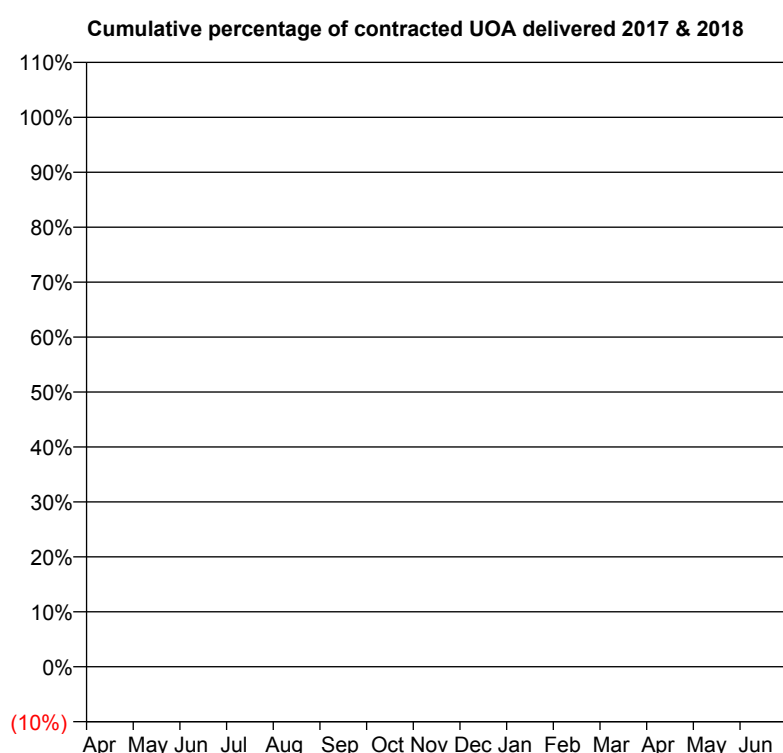
	Contract Quantity	Contract Base Number	Contract *	Region	England
% of all assessments that were assess and fit appliances (rolling 12 month period)	421	1,233	34.1%	57.7%	58.6%
% of all assessments that were assess and refuse (rolling 12 month period)	182	1,233	14.8%	11.3%	11.3%
% of all assessments that were assess and review (rolling 12 month period)	630	1,233	51.1%	31.0%	30.0%
% of terminated courses where treatment was abandoned or discontinued (rolling 12 month period)	19	367	5.2%	8.4%	7.4%
% of completed treatments indicating that PAR score was taken (year to date)	253	264	95.8%	61.0%	64.3%
Rate of removable appliances per 100 fixed appliances - proposed treatment (rolling 12 month period)	9	816	1.10	7.20	5.53
Rate of removable appliances per 100 fixed appliances - completed treatment (rolling 12 month period)	1	636	0.16	6.14	4.60
% of courses of treatment with removable appliances only - proposed treatment (rolling 12 month period)	1	421	0.2%	2.5%	1.9%
% of courses of treatment with removable appliances only - completed treatment (rolling 12 month period)	1	348	0.3%	1.6%	1.4%
% of patients satisfied with the treatment they have received (rolling 12 month period)	13	13	100.0%	96.5%	95.9%

* Figures in italics indicate that the base number is less than 100.

Q54 - Vital Signs Orthodontic At a Glance Contract Report for 769258/0001 - December 2017

Name or company name	MR S TALWAR	17/18 Contracted general activity (UDA)	23,061
Contract type name	GDS Contract	Carry forward general activity (UDA)	0
Purpose of contract	General	17/18 Contracted orthodontic activity (UOA)	0
Contract start date	01/04/2006	Carry forward orthodontic activity (UOA)	0
Contract end date		Baseline contract value	£547,968.66

ACCESS	Contract	England and Wales
24 month ratio of assessments to patient IDs	1.00	1.09

ACTIVITY


Adjusted Scheduled Activity (UOA)		
Month	2017	2018
April	0	0
May	0	0
June	0	0
July	0	0
August	0	1
September	0	1
October	0	1
November	0	1
December	0	1
January	0	
February	0	
March	0	
April	0	
May	0	
June	0	

QUALITY	Contract Quantity	Contract Base Number	Contract *	Region	England
% of all assessments that were assess and fit appliances (rolling 12 month period)	0	1	0.0%	57.7%	58.6%
% of all assessments that were assess and refuse (rolling 12 month period)	0	1	0.0%	11.3%	11.3%
% of all assessments that were assess and review (rolling 12 month period)	1	1	100.0%	31.0%	30.0%
% of terminated courses where treatment was abandoned or discontinued (rolling 12 month period)	0	0	N/A	8.4%	7.4%
% of completed treatments indicating that PAR score was taken (year to date)	0	0	N/A	61.0%	64.3%
Rate of removable appliances per 100 fixed appliances - proposed treatment (rolling 12 month period)	0	0	N/A	7.20	5.53
Rate of removable appliances per 100 fixed appliances - completed treatment (rolling 12 month period)	0	0	N/A	6.14	4.60
% of courses of treatment with removable appliances only - proposed treatment (rolling 12 month period)	0	0	N/A	2.5%	1.9%
% of courses of treatment with removable appliances only - completed treatment (rolling 12 month period)	0	0	N/A	1.6%	1.4%
% of patients satisfied with the treatment they have received (rolling 12 month period)	0	0	N/A	96.5%	95.9%

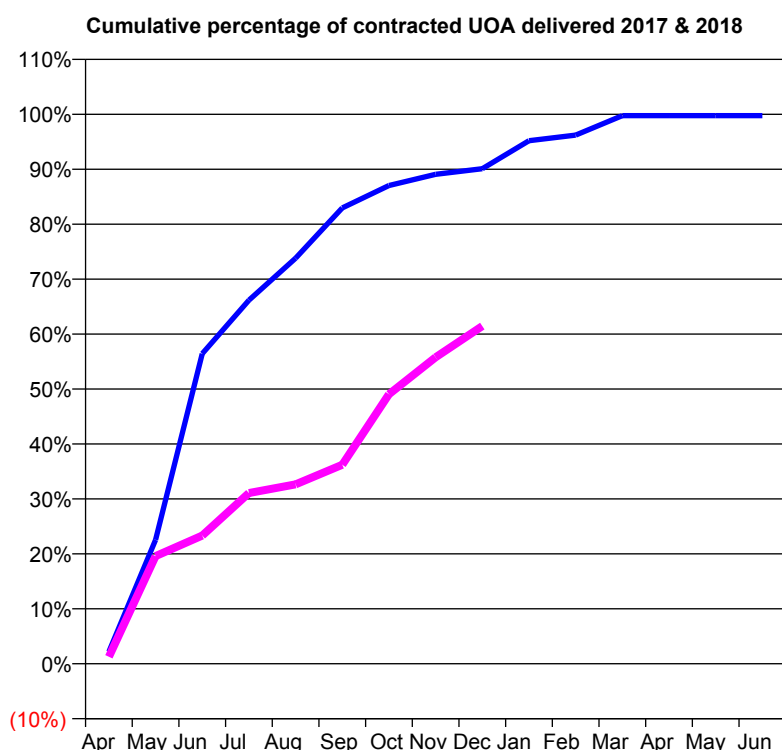
* Figures in italics indicate that the base number is less than 100.

Q54 - Vital Signs Orthodontic At a Glance Contract Report for 776998/0001 - December 2017

Name or company name	MR DL DALY
Contract type name	PDS Contract
Purpose of contract	Orthodontic
Contract start date	01/04/2006
Contract end date	31/03/2018

17/18 Contracted general activity (UDA)	0
Carry forward general activity (UDA)	0
17/18 Contracted orthodontic activity (UOA)	4,130
Carry forward orthodontic activity (UOA)	10
Baseline contract value	£251,773.26

ACCESS	Contract	England and Wales
24 month ratio of assessments to patient IDs	1.02	1.09

ACTIVITY


Month	Adjusted Scheduled Activity (UOA)	
	2017	2018
April	91	53
May	932	809
June	2,331	964
July	2,733	1,283
August	3,048	1,348
September	3,426	1,496
October	3,594	2,026
November	3,679	2,304
December	3,721	2,538
January	3,931	
February	3,973	
March	4,120	
April	4,120	
May	4,120	
June	4,120	

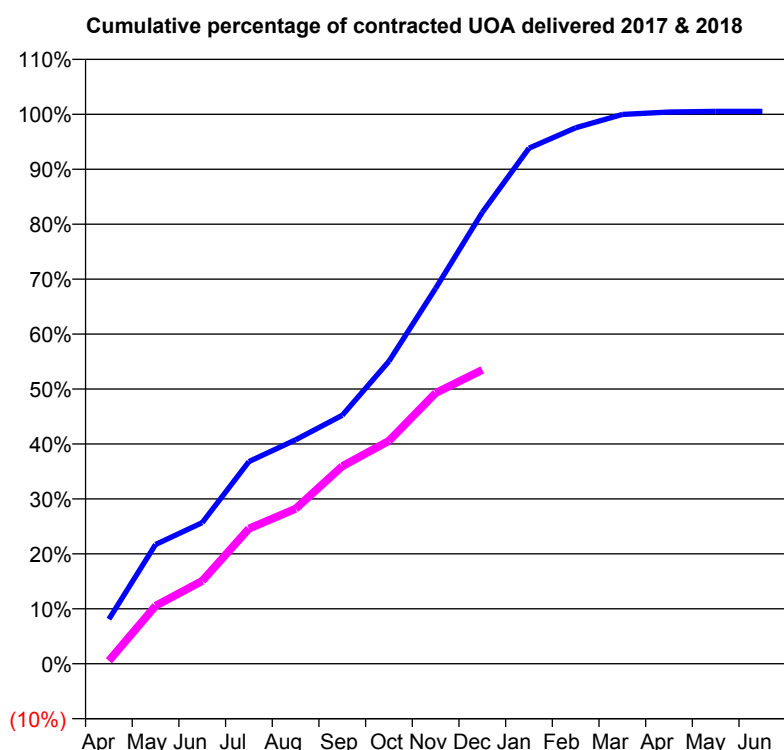
QUALITY	Contract Quantity	Contract Base Number	Contract *	Region	England
% of all assessments that were assess and fit appliances (rolling 12 month period)	139	167	83.2%	57.7%	58.6%
% of all assessments that were assess and refuse (rolling 12 month period)	14	167	8.4%	11.3%	11.3%
% of all assessments that were assess and review (rolling 12 month period)	14	167	8.4%	31.0%	30.0%
% of terminated courses where treatment was abandoned or discontinued (rolling 12 month period)	11	212	5.2%	8.4%	7.4%
% of completed treatments indicating that PAR score was taken (year to date)	145	147	98.6%	61.0%	64.3%
Rate of removable appliances per 100 fixed appliances - proposed treatment (rolling 12 month period)	6	278	2.16	7.20	5.53
Rate of removable appliances per 100 fixed appliances - completed treatment (rolling 12 month period)	35	393	8.91	6.14	4.60
% of courses of treatment with removable appliances only - proposed treatment (rolling 12 month period)	0	139	0.0%	2.5%	1.9%
% of courses of treatment with removable appliances only - completed treatment (rolling 12 month period)	3	201	1.5%	1.6%	1.4%
% of patients satisfied with the treatment they have received (rolling 12 month period)	2	2	100.0%	96.5%	95.9%

* Figures in italics indicate that the base number is less than 100.

Q54 - Vital Signs Orthodontic At a Glance Contract Report for 833657/0001 - December 2017

Name or company name	MR AA DHOPATKAR	17/18 Contracted general activity (UDA)	0
Contract type name	PDS Contract	Carry forward general activity (UDA)	0
Purpose of contract	Orthodontic	17/18 Contracted orthodontic activity (UOA)	4,636
Contract start date	01/04/2006	Carry forward orthodontic activity (UOA)	-24
Contract end date	31/03/2023	Baseline contract value	£290,063.84

ACCESS	Contract	England and Wales
24 month ratio of assessments to patient IDs	1.05	1.09

ACTIVITY


Month	Adjusted Scheduled Activity (UOA)	
	2017	2018
April	376	25
May	1,006	489
June	1,191	699
July	1,706	1,140
August	1,890	1,308
September	2,096	1,667
October	2,552	1,881
November	3,168	2,284
December	3,809	2,479
January	4,350	
February	4,522	
March	4,634	
April	4,655	
May	4,660	
June	4,660	

QUALITY	Contract Quantity	Contract Base Number	Contract *	Region	England
% of all assessments that were assess and fit appliances (rolling 12 month period)	164	286	57.3%	57.7%	58.6%
% of all assessments that were assess and refuse (rolling 12 month period)	28	286	9.8%	11.3%	11.3%
% of all assessments that were assess and review (rolling 12 month period)	94	286	32.9%	31.0%	30.0%
% of terminated courses where treatment was abandoned or discontinued (rolling 12 month period)	11	135	8.1%	8.4%	7.4%
% of completed treatments indicating that PAR score was taken (year to date)	87	88	98.9%	61.0%	64.3%
Rate of removable appliances per 100 fixed appliances - proposed treatment (rolling 12 month period)	26	244	10.66	7.20	5.53
Rate of removable appliances per 100 fixed appliances - completed treatment (rolling 12 month period)	1	212	0.47	6.14	4.60
% of courses of treatment with removable appliances only - proposed treatment (rolling 12 month period)	0	164	0.0%	2.5%	1.9%
% of courses of treatment with removable appliances only - completed treatment (rolling 12 month period)	0	124	0.0%	1.6%	1.4%
% of patients satisfied with the treatment they have received (rolling 12 month period)	5	5	100.0%	96.5%	95.9%

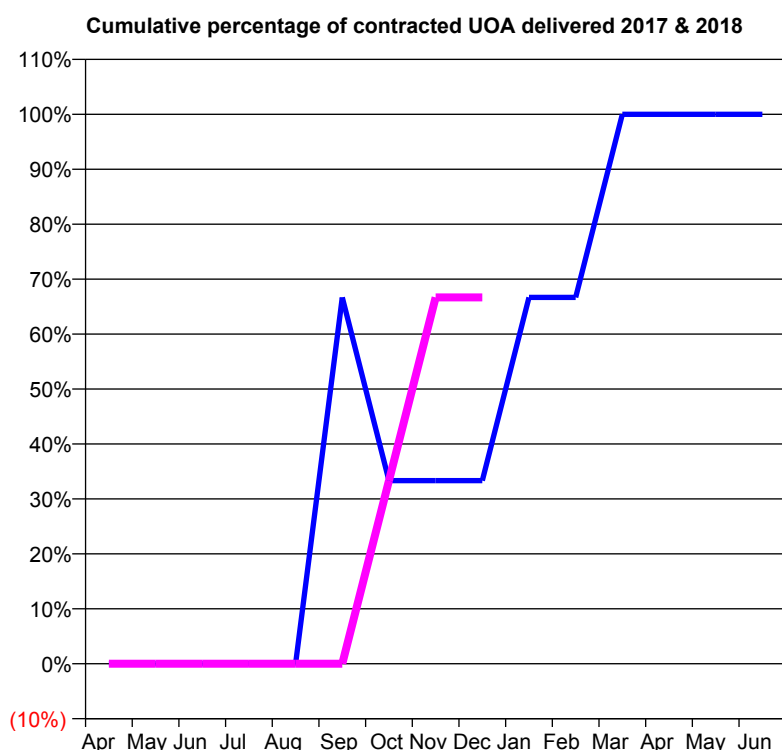
* Figures in italics indicate that the base number is less than 100.

Q54 - Vital Signs Orthodontic At a Glance Contract Report for 901245/0001 - December 2017

Name or company name	MR DG HENDERSON
Contract type name	GDS Contract
Purpose of contract	General and Orthodontic
Contract start date	01/04/2006
Contract end date	

17/18 Contracted general activity (UDA)	3,830
Carry forward general activity (UDA)	-55
17/18 Contracted orthodontic activity (UOA)	3
Carry forward orthodontic activity (UOA)	0
Baseline contract value	£99,762.47

ACCESS	Contract	England and Wales
24 month ratio of assessments to patient IDs	1.00	1.09

ACTIVITY


Month	Adjusted Scheduled Activity (UOA)	
	2017	2018
April	0	0
May	0	0
June	0	0
July	0	0
August	0	0
September	2	0
October	1	1
November	1	2
December	1	2
January	2	
February	2	
March	3	
April	3	
May	3	
June	3	

QUALITY

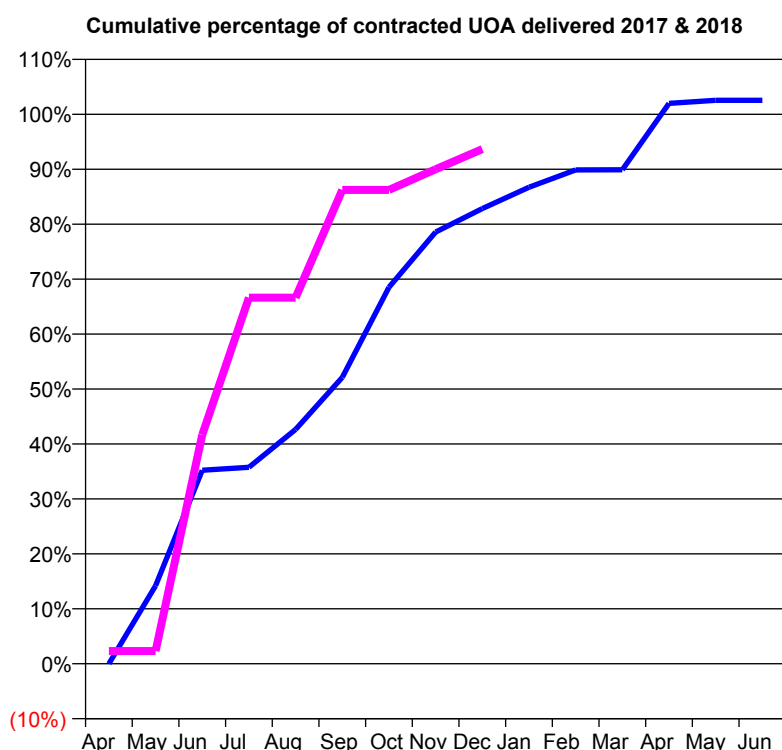
	Contract Quantity	Contract Base Number	Contract *	Region	England
% of all assessments that were assess and fit appliances (rolling 12 month period)	0	4	0.0%	57.7%	58.6%
% of all assessments that were assess and refuse (rolling 12 month period)	0	4	0.0%	11.3%	11.3%
% of all assessments that were assess and review (rolling 12 month period)	4	4	100.0%	31.0%	30.0%
% of terminated courses where treatment was abandoned or discontinued (rolling 12 month period)	0	0	N/A	8.4%	7.4%
% of completed treatments indicating that PAR score was taken (year to date)	0	0	N/A	61.0%	64.3%
Rate of removable appliances per 100 fixed appliances - proposed treatment (rolling 12 month period)	0	0	N/A	7.20	5.53
Rate of removable appliances per 100 fixed appliances - completed treatment (rolling 12 month period)	0	0	N/A	6.14	4.60
% of courses of treatment with removable appliances only - proposed treatment (rolling 12 month period)	0	0	N/A	2.5%	1.9%
% of courses of treatment with removable appliances only - completed treatment (rolling 12 month period)	0	0	N/A	1.6%	1.4%
% of patients satisfied with the treatment they have received (rolling 12 month period)	0	0	N/A	96.5%	95.9%

* Figures in italics indicate that the base number is less than 100.

Q54 - Vital Signs Orthodontic At a Glance Contract Report for 913286/0005 - December 2017

Name or company name	MR GE FICKERT	17/18 Contracted general activity (UDA)	0
Contract type name	PDS Contract	Carry forward general activity (UDA)	0
Purpose of contract	Orthodontic	17/18 Contracted orthodontic activity (UOA)	3,469
Contract start date	01/04/2006	Carry forward orthodontic activity (UOA)	-80
Contract end date	31/03/2018	Baseline contract value	£232,079.00

ACCESS	Contract	England and Wales
24 month ratio of assessments to patient IDs	1.01	1.09

ACTIVITY


Month	Adjusted Scheduled Activity (UOA)	
	2017	2018
April	0	80
May	567	80
June	1,407	1,446
July	1,428	2,311
August	1,703	2,311
September	2,081	2,992
October	2,737	2,992
November	3,138	3,122
December	3,309	3,249
January	3,464	
February	3,590	
March	3,591	
April	4,074	
May	4,095	
June	4,095	

QUALITY

	Contract Quantity	Contract Base Number	Contract *	Region	England
% of all assessments that were assess and fit appliances (rolling 12 month period)	190	201	94.5%	57.7%	58.6%
% of all assessments that were assess and refuse (rolling 12 month period)	9	201	4.5%	11.3%	11.3%
% of all assessments that were assess and review (rolling 12 month period)	2	201	1.0%	31.0%	30.0%
% of terminated courses where treatment was abandoned or discontinued (rolling 12 month period)	41	137	29.9%	8.4%	7.4%
% of completed treatments indicating that PAR score was taken (year to date)	51	64	79.7%	61.0%	64.3%
Rate of removable appliances per 100 fixed appliances - proposed treatment (rolling 12 month period)	16	372	4.30	7.20	5.53
Rate of removable appliances per 100 fixed appliances - completed treatment (rolling 12 month period)	0	0	N/A	6.14	4.60
% of courses of treatment with removable appliances only - proposed treatment (rolling 12 month period)	4	190	2.1%	2.5%	1.9%
% of courses of treatment with removable appliances only - completed treatment (rolling 12 month period)	0	96	0.0%	1.6%	1.4%
% of patients satisfied with the treatment they have received (rolling 12 month period)	7	7	100.0%	96.5%	95.9%

* Figures in italics indicate that the base number is less than 100.

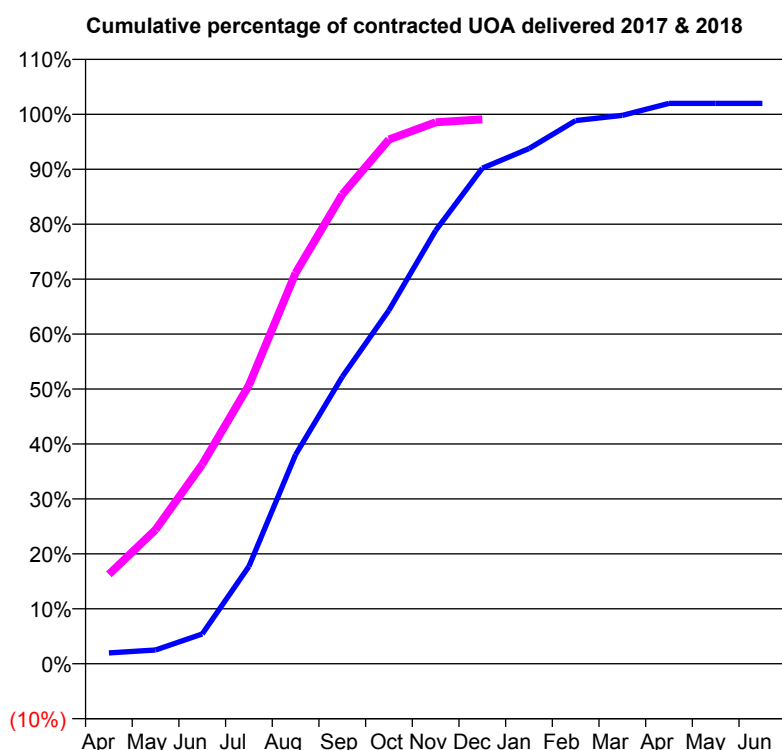
Q54 - Vital Signs Orthodontic At a Glance Contract Report for 913618/0001 - December 2017

Name or company name	Mere Green Dental
Contract type name	GDS Contract
Purpose of contract	General and Orthodontic
Contract start date	01/04/2006
Contract end date	

17/18 Contracted general activity (UDA)	5,306
Carry forward general activity (UDA)	-103
17/18 Contracted orthodontic activity (UOA)	959
Carry forward orthodontic activity (UOA)	-19
Baseline contract value	£194,799.20

ACCESS

	Contract	England and Wales
24 month ratio of assessments to patient IDs	1.03	1.09

ACTIVITY


Month	Adjusted Scheduled Activity (UOA)	
	2017	2018
April	19	156
May	24	234
June	52	348
July	170	486
August	365	682
September	501	819
October	617	915
November	756	945
December	865	950
January	899	
February	948	
March	957	
April	978	
May	978	
June	978	

QUALITY

	Contract Quantity	Contract Base Number	Contract *	Region	England
% of all assessments that were assess and fit appliances (rolling 12 month period)	48	158	30.4%	57.7%	58.6%
% of all assessments that were assess and refuse (rolling 12 month period)	33	158	20.9%	11.3%	11.3%
% of all assessments that were assess and review (rolling 12 month period)	77	158	48.7%	31.0%	30.0%
% of terminated courses where treatment was abandoned or discontinued (rolling 12 month period)	13	45	28.9%	8.4%	7.4%
% of completed treatments indicating that PAR score was taken (year to date)	12	14	85.7%	61.0%	64.3%
Rate of removable appliances per 100 fixed appliances - proposed treatment (rolling 12 month period)	6	59	<i>10.17</i>	7.20	5.53
Rate of removable appliances per 100 fixed appliances - completed treatment (rolling 12 month period)	0	2	<i>0.00</i>	6.14	4.60
% of courses of treatment with removable appliances only - proposed treatment (rolling 12 month period)	5	48	<i>10.4%</i>	2.5%	1.9%
% of courses of treatment with removable appliances only - completed treatment (rolling 12 month period)	0	32	<i>0.0%</i>	1.6%	1.4%
% of patients satisfied with the treatment they have received (rolling 12 month period)	7	7	<i>100.0%</i>	96.5%	95.9%

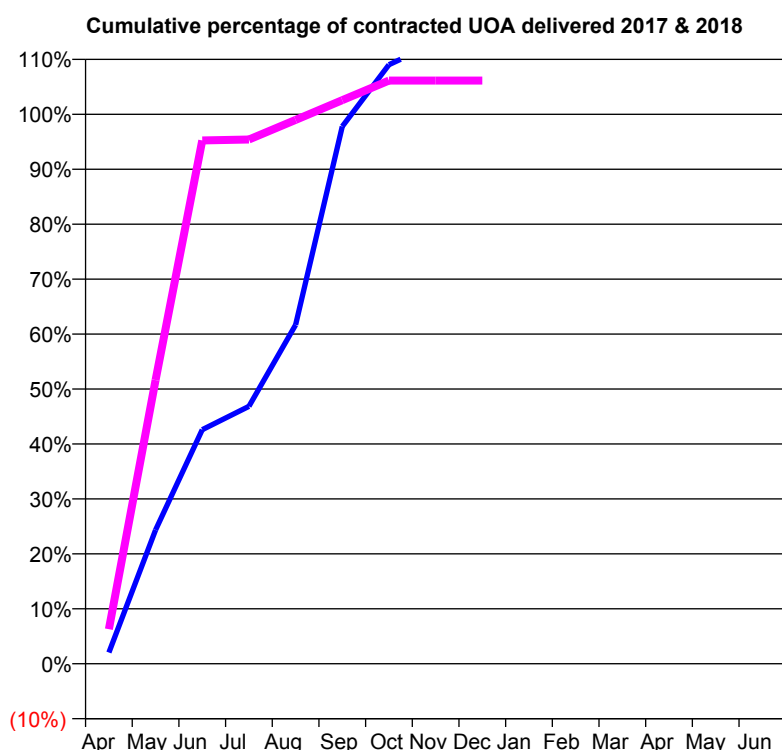
* Figures in italics indicate that the base number is less than 100.

Q54 - Vital Signs Orthodontic At a Glance Contract Report for 938181/0001 - December 2017

Name or company name	MR SS ATTHI
Contract type name	GDS Contract
Purpose of contract	General and Orthodontic
Contract start date	01/04/2006
Contract end date	

17/18 Contracted general activity (UDA)	11,107
Carry forward general activity (UDA)	-222
17/18 Contracted orthodontic activity (UOA)	587
Carry forward orthodontic activity (UOA)	-12
Baseline contract value	£377,410.34

ACCESS	Contract	England and Wales
24 month ratio of assessments to patient IDs	1.04	1.09

ACTIVITY


Month	Adjusted Scheduled Activity (UOA)	
	2017	2018
April	12	37
May	143	303
June	250	559
July	275	560
August	362	581
September	574	602
October	640	623
November	663	623
December	663	623
January	663	
February	663	
March	664	
April	664	
May	665	
June	665	

QUALITY	Contract Quantity	Contract Base Number	Contract *	Region	England
% of all assessments that were assess and fit appliances (rolling 12 month period)	30	55	54.5%	57.7%	58.6%
% of all assessments that were assess and refuse (rolling 12 month period)	21	55	38.2%	11.3%	11.3%
% of all assessments that were assess and review (rolling 12 month period)	4	55	7.3%	31.0%	30.0%
% of terminated courses where treatment was abandoned or discontinued (rolling 12 month period)	4	11	36.4%	8.4%	7.4%
% of completed treatments indicating that PAR score was taken (year to date)	4	5	80.0%	61.0%	64.3%
Rate of removable appliances per 100 fixed appliances - proposed treatment (rolling 12 month period)	1	60	1.67	7.20	5.53
Rate of removable appliances per 100 fixed appliances - completed treatment (rolling 12 month period)	1	11	9.09	6.14	4.60
% of courses of treatment with removable appliances only - proposed treatment (rolling 12 month period)	0	30	0.0%	2.5%	1.9%
% of courses of treatment with removable appliances only - completed treatment (rolling 12 month period)	0	7	0.0%	1.6%	1.4%
% of patients satisfied with the treatment they have received (rolling 12 month period)	1	1	100.0%	96.5%	95.9%

* Figures in italics indicate that the base number is less than 100.

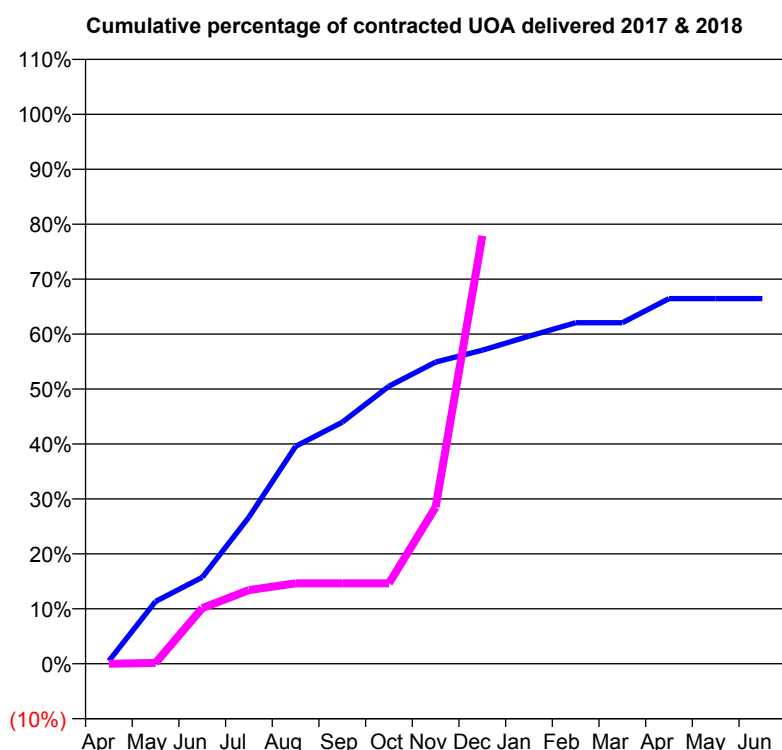
Q54 - Vital Signs Orthodontic At a Glance Contract Report for 946303/0001 - December 2017

Name or company name	MR E ACHEAMPONG
Contract type name	GDS Contract
Purpose of contract	General and Orthodontic
Contract start date	01/04/2006
Contract end date	

17/18 Contracted general activity (UDA)	2,390
Carry forward general activity (UDA)	0
17/18 Contracted orthodontic activity (UOA)	642
Carry forward orthodontic activity (UOA)	0
Baseline contract value	£100,682.17

ACCESS

	Contract	England and Wales
24 month ratio of assessments to patient IDs	1.06	1.09

ACTIVITY


Month	Adjusted Scheduled Activity (UOA)	
	2017	2018
April	5	0
May	111	1
June	154	65
July	261	86
August	387	94
September	430	94
October	494	94
November	537	183
December	558	500
January	583	
February	607	
March	607	
April	650	
May	650	
June	650	

QUALITY

	Contract Quantity	Contract Base Number	Contract *	Region	England
% of all assessments that were assess and fit appliances (rolling 12 month period)	27	54	50.0%	57.7%	58.6%
% of all assessments that were assess and refuse (rolling 12 month period)	16	54	29.6%	11.3%	11.3%
% of all assessments that were assess and review (rolling 12 month period)	11	54	20.4%	31.0%	30.0%
% of terminated courses where treatment was abandoned or discontinued (rolling 12 month period)	1	16	6.3%	8.4%	7.4%
% of completed treatments indicating that PAR score was taken (year to date)	8	8	100.0%	61.0%	64.3%
Rate of removable appliances per 100 fixed appliances - proposed treatment (rolling 12 month period)	3	54	5.56	7.20	5.53
Rate of removable appliances per 100 fixed appliances - completed treatment (rolling 12 month period)	0	0	N/A	6.14	4.60
% of courses of treatment with removable appliances only - proposed treatment (rolling 12 month period)	0	27	0.0%	2.5%	1.9%
% of courses of treatment with removable appliances only - completed treatment (rolling 12 month period)	0	15	0.0%	1.6%	1.4%
% of patients satisfied with the treatment they have received (rolling 12 month period)	0	0	N/A	96.5%	95.9%

* Figures in italics indicate that the base number is less than 100.

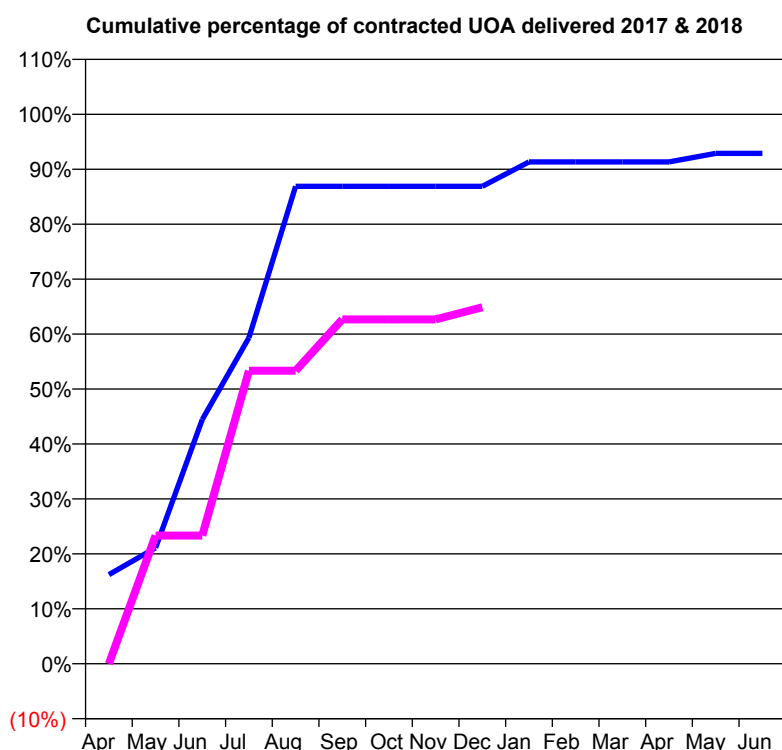
Q54 - Vital Signs Orthodontic At a Glance Contract Report for 993913/0001 - December 2017

Name or company name	MR SL REES
Contract type name	PDS Contract
Purpose of contract	General and Orthodontic
Contract start date	01/04/2006
Contract end date	31/03/2021

17/18 Contracted general activity (UDA)	6,811
Carry forward general activity (UDA)	0
17/18 Contracted orthodontic activity (UOA)	450
Carry forward orthodontic activity (UOA)	0
Baseline contract value	£250,952.21

ACCESS

	Contract	England and Wales
24 month ratio of assessments to patient IDs	1.10	1.09

ACTIVITY


Month	Adjusted Scheduled Activity (UOA)	
	2017	2018
April	73	0
May	95	105
June	200	105
July	267	240
August	391	240
September	391	282
October	391	282
November	391	282
December	391	292
January	411	
February	411	
March	411	
April	411	
May	418	
June	418	

QUALITY

	Contract Quantity	Contract Base Number	Contract *	Region	England
% of all assessments that were assess and fit appliances (rolling 12 month period)	14	67	20.9%	57.7%	58.6%
% of all assessments that were assess and refuse (rolling 12 month period)	9	67	13.4%	11.3%	11.3%
% of all assessments that were assess and review (rolling 12 month period)	44	67	65.7%	31.0%	30.0%
% of terminated courses where treatment was abandoned or discontinued (rolling 12 month period)	0	0	N/A	8.4%	7.4%
% of completed treatments indicating that PAR score was taken (year to date)	0	0	N/A	61.0%	64.3%
Rate of removable appliances per 100 fixed appliances - proposed treatment (rolling 12 month period)	2	1	200.00	7.20	5.53
Rate of removable appliances per 100 fixed appliances - completed treatment (rolling 12 month period)	0	0	N/A	6.14	4.60
% of courses of treatment with removable appliances only - proposed treatment (rolling 12 month period)	1	14	7.1%	2.5%	1.9%
% of courses of treatment with removable appliances only - completed treatment (rolling 12 month period)	0	0	N/A	1.6%	1.4%
% of patients satisfied with the treatment they have received (rolling 12 month period)	2	2	100.0%	96.5%	95.9%

* Figures in italics indicate that the base number is less than 100.

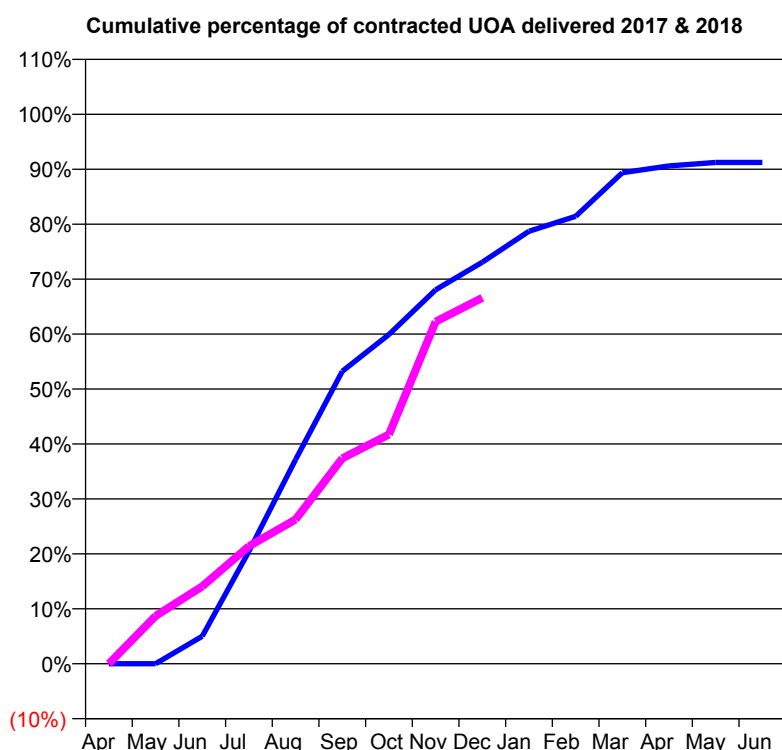
Q55 - Vital Signs Orthodontic At a Glance Contract Report for 100150/0000 - December 2017

Name or company name	MR JD AL-DAMOUK
Contract type name	GDS Contract
Purpose of contract	General and Orthodontic
Contract start date	01/06/2016
Contract end date	

17/18 Contracted general activity (UDA)	15,709
Carry forward general activity (UDA)	242
17/18 Contracted orthodontic activity (UOA)	575
Carry forward orthodontic activity (UOA)	0
Baseline contract value	£469,140.10

ACCESS

	Contract	England and Wales
24 month ratio of assessments to patient IDs	1.49	1.09

ACTIVITY


Month	Adjusted Scheduled Activity (UOA)	
	2017	2018
April	0	0
May	0	50
June	24	81
July	98	123
August	178	151
September	255	215
October	287	240
November	326	358
December	350	383
January	377	
February	390	
March	428	
April	434	
May	437	
June	437	

QUALITY

	Contract Quantity	Contract Base Number	Contract *	Region	England
% of all assessments that were assess and fit appliances (rolling 12 month period)	0	470	0.0%	57.7%	58.6%
% of all assessments that were assess and refuse (rolling 12 month period)	0	470	0.0%	11.3%	11.3%
% of all assessments that were assess and review (rolling 12 month period)	470	470	100.0%	31.0%	30.0%
% of terminated courses where treatment was abandoned or discontinued (rolling 12 month period)	0	0	N/A	8.4%	7.4%
% of completed treatments indicating that PAR score was taken (year to date)	0	0	N/A	61.0%	64.3%
Rate of removable appliances per 100 fixed appliances - proposed treatment (rolling 12 month period)	0	0	N/A	7.20	5.53
Rate of removable appliances per 100 fixed appliances - completed treatment (rolling 12 month period)	0	0	N/A	6.14	4.60
% of courses of treatment with removable appliances only - proposed treatment (rolling 12 month period)	0	0	N/A	2.5%	1.9%
% of courses of treatment with removable appliances only - completed treatment (rolling 12 month period)	0	0	N/A	1.6%	1.4%
% of patients satisfied with the treatment they have received (rolling 12 month period)	0	0	N/A	96.5%	95.9%

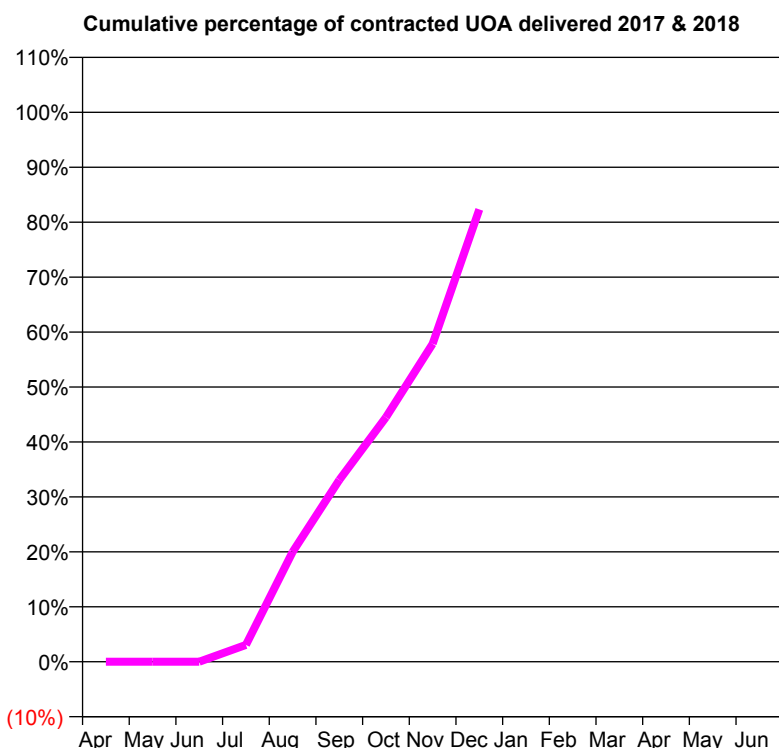
* Figures in italics indicate that the base number is less than 100.

Q55 - Vital Signs Orthodontic At a Glance Contract Report for 100467/0000 - December 2017

Name or company name	Raynesway Dental Practice
Contract type name	GDS Contract
Purpose of contract	General and Orthodontic
Contract start date	01/07/2017
Contract end date	

17/18 Contracted general activity (UDA)	473
Carry forward general activity (UDA)	0
17/18 Contracted orthodontic activity (UOA)	5,541
Carry forward orthodontic activity (UOA)	0
Baseline contract value	£368,689.54

ACCESS	Contract	England and Wales
24 month ratio of assessments to patient IDs	1.00	1.09

ACTIVITY


Month	Adjusted Scheduled Activity (UOA)	
	2017	2018
April	0	0
May	0	0
June	0	0
July	0	170
August	0	1,107
September	0	1,833
October	0	2,465
November	0	3,206
December	0	4,561
January	0	
February	0	
March	0	
April	0	
May	0	
June	0	

QUALITY	Contract Quantity	Contract Base Number	Contract *	Region	England
% of all assessments that were assess and fit appliances (rolling 12 month period)	198	635	31.2%	57.7%	58.6%
% of all assessments that were assess and refuse (rolling 12 month period)	40	635	6.3%	11.3%	11.3%
% of all assessments that were assess and review (rolling 12 month period)	397	635	62.5%	31.0%	30.0%
% of terminated courses where treatment was abandoned or discontinued (rolling 12 month period)	4	107	3.7%	8.4%	7.4%
% of completed treatments indicating that PAR score was taken (year to date)	45	102	44.1%	61.0%	64.3%
Rate of removable appliances per 100 fixed appliances - proposed treatment (rolling 12 month period)	2	282	0.71	7.20	5.53
Rate of removable appliances per 100 fixed appliances - completed treatment (rolling 12 month period)	0	38	0.00	6.14	4.60
% of courses of treatment with removable appliances only - proposed treatment (rolling 12 month period)	2	198	1.0%	2.5%	1.9%
% of courses of treatment with removable appliances only - completed treatment (rolling 12 month period)	0	103	0.0%	1.6%	1.4%
% of patients satisfied with the treatment they have received (rolling 12 month period)	3	3	100.0%	96.5%	95.9%

* Figures in italics indicate that the base number is less than 100.

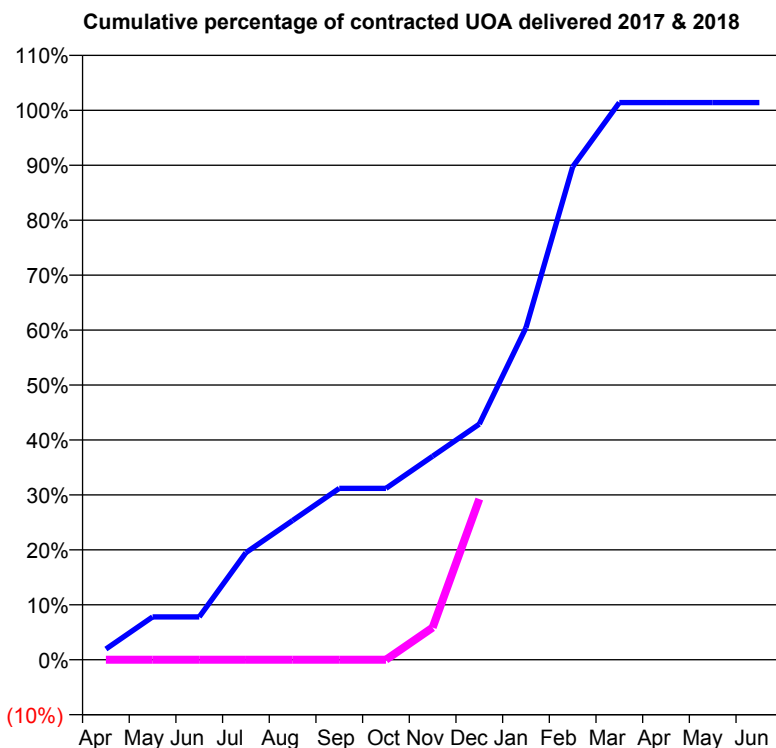
Q55 - Vital Signs Orthodontic At a Glance Contract Report for 101281/0025 - December 2017

Name or company name	OASIS DENTAL CARE LTD
Contract type name	GDS Contract
Purpose of contract	Orthodontic
Contract start date	01/04/2006
Contract end date	

17/18 Contracted general activity (UDA)	0
Carry forward general activity (UDA)	0
17/18 Contracted orthodontic activity (UOA)	359
Carry forward orthodontic activity (UOA)	0
Baseline contract value	£24,812.85

ACCESS

	Contract	England and Wales
24 month ratio of assessments to patient IDs	1.09	1.09

ACTIVITY


Month	Adjusted Scheduled Activity (UOA)	
	2017	2018
April	7	0
May	28	0
June	28	0
July	70	0
August	91	0
September	112	0
October	112	0
November	133	21
December	154	105
January	217	
February	322	
March	364	
April	364	
May	364	
June	364	

QUALITY

	Contract Quantity	Contract Base Number	Contract *	Region	England
% of all assessments that were assess and fit appliances (rolling 12 month period)	15	15	100.0%	57.7%	58.6%
% of all assessments that were assess and refuse (rolling 12 month period)	0	15	0.0%	11.3%	11.3%
% of all assessments that were assess and review (rolling 12 month period)	0	15	0.0%	31.0%	30.0%
% of terminated courses where treatment was abandoned or discontinued (rolling 12 month period)	0	1	0.0%	8.4%	7.4%
% of completed treatments indicating that PAR score was taken (year to date)	0	0	N/A	61.0%	64.3%
Rate of removable appliances per 100 fixed appliances - proposed treatment (rolling 12 month period)	0	10	0.00	7.20	5.53
Rate of removable appliances per 100 fixed appliances - completed treatment (rolling 12 month period)	0	0	N/A	6.14	4.60
% of courses of treatment with removable appliances only - proposed treatment (rolling 12 month period)	0	15	0.0%	2.5%	1.9%
% of courses of treatment with removable appliances only - completed treatment (rolling 12 month period)	0	1	0.0%	1.6%	1.4%
% of patients satisfied with the treatment they have received (rolling 12 month period)	0	0	N/A	96.5%	95.9%

* Figures in italics indicate that the base number is less than 100.

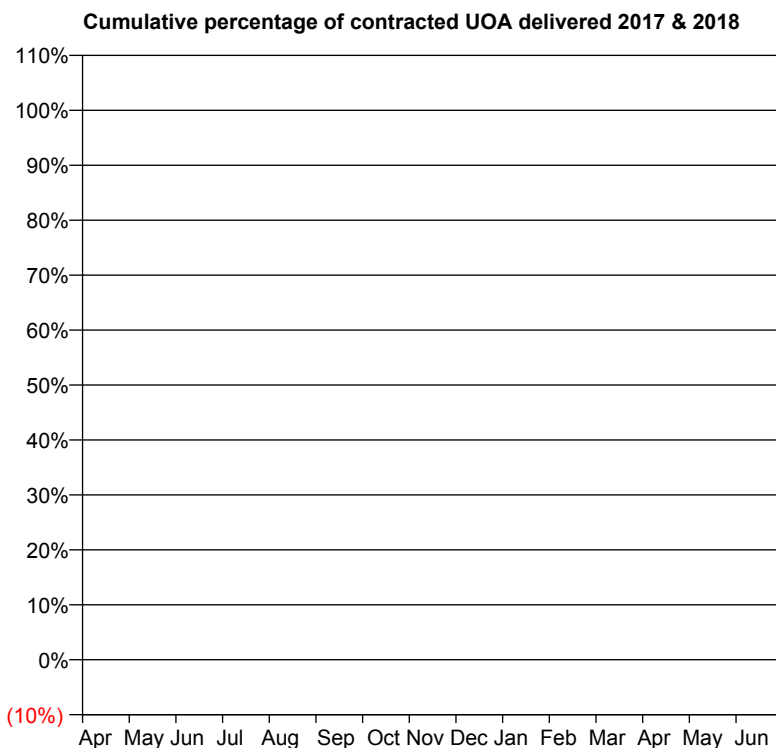
Q55 - Vital Signs Orthodontic At a Glance Contract Report for 101281/0041 - December 2017

Name or company name	OASIS DENTAL CARE LTD
Contract type name	GDS Contract
Purpose of contract	General
Contract start date	01/04/2006
Contract end date	

17/18 Contracted general activity (UDA)	42,036
Carry forward general activity (UDA)	0
17/18 Contracted orthodontic activity (UOA)	0
Carry forward orthodontic activity (UOA)	0
Baseline contract value	£920,614.58

ACCESS

	Contract	England and Wales
24 month ratio of assessments to patient IDs	1.00	1.09

ACTIVITY


Adjusted Scheduled Activity (UOA)		
Month	2017	2018
April	0	0
May	0	0
June	0	0
July	0	0
August	0	0
September	0	0
October	0	0
November	0	42
December	0	63
January	0	
February	0	
March	0	
April	0	
May	0	
June	0	

QUALITY

	Contract Quantity	Contract Base Number	Contract *	Region	England
% of all assessments that were assess and fit appliances (rolling 12 month period)	3	3	100.0%	57.7%	58.6%
% of all assessments that were assess and refuse (rolling 12 month period)	0	3	0.0%	11.3%	11.3%
% of all assessments that were assess and review (rolling 12 month period)	0	3	0.0%	31.0%	30.0%
% of terminated courses where treatment was abandoned or discontinued (rolling 12 month period)	0	0	N/A	8.4%	7.4%
% of completed treatments indicating that PAR score was taken (year to date)	0	0	N/A	61.0%	64.3%
Rate of removable appliances per 100 fixed appliances - proposed treatment (rolling 12 month period)	0	6	0.00	7.20	5.53
Rate of removable appliances per 100 fixed appliances - completed treatment (rolling 12 month period)	0	0	N/A	6.14	4.60
% of courses of treatment with removable appliances only - proposed treatment (rolling 12 month period)	0	3	0.0%	2.5%	1.9%
% of courses of treatment with removable appliances only - completed treatment (rolling 12 month period)	0	0	N/A	1.6%	1.4%
% of patients satisfied with the treatment they have received (rolling 12 month period)	0	0	N/A	96.5%	95.9%

* Figures in italics indicate that the base number is less than 100.

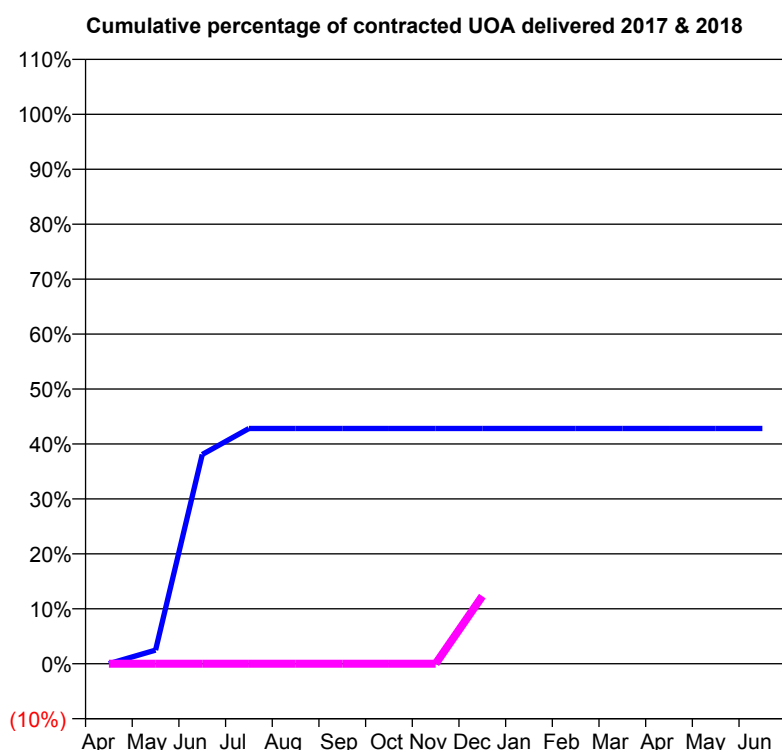
Q55 - Vital Signs Orthodontic At a Glance Contract Report for 101281/0042 - December 2017

Name or company name	OASIS DENTAL CARE LTD
Contract type name	GDS Contract
Purpose of contract	General and Orthodontic
Contract start date	01/04/2006
Contract end date	

17/18 Contracted general activity (UDA)	0
Carry forward general activity (UDA)	0
17/18 Contracted orthodontic activity (UOA)	885
Carry forward orthodontic activity (UOA)	0
Baseline contract value	£54,440.16

ACCESS

	Contract	England and Wales
24 month ratio of assessments to patient IDs	1.03	1.09

ACTIVITY


Month	Adjusted Scheduled Activity (UOA)	
	2017	2018
April	0	0
May	22	0
June	337	0
July	379	0
August	379	0
September	379	0
October	379	0
November	379	0
December	379	109
January	379	
February	379	
March	379	
April	379	
May	379	
June	379	

QUALITY

	Contract Quantity	Contract Base Number	Contract *	Region	England
% of all assessments that were assess and fit appliances (rolling 12 month period)	6	6	100.0%	57.7%	58.6%
% of all assessments that were assess and refuse (rolling 12 month period)	0	6	0.0%	11.3%	11.3%
% of all assessments that were assess and review (rolling 12 month period)	0	6	0.0%	31.0%	30.0%
% of terminated courses where treatment was abandoned or discontinued (rolling 12 month period)	0	0	N/A	8.4%	7.4%
% of completed treatments indicating that PAR score was taken (year to date)	0	0	N/A	61.0%	64.3%
Rate of removable appliances per 100 fixed appliances - proposed treatment (rolling 12 month period)	1	10	10.00	7.20	5.53
Rate of removable appliances per 100 fixed appliances - completed treatment (rolling 12 month period)	0	0	N/A	6.14	4.60
% of courses of treatment with removable appliances only - proposed treatment (rolling 12 month period)	1	6	16.7%	2.5%	1.9%
% of courses of treatment with removable appliances only - completed treatment (rolling 12 month period)	0	0	N/A	1.6%	1.4%
% of patients satisfied with the treatment they have received (rolling 12 month period)	0	0	N/A	96.5%	95.9%

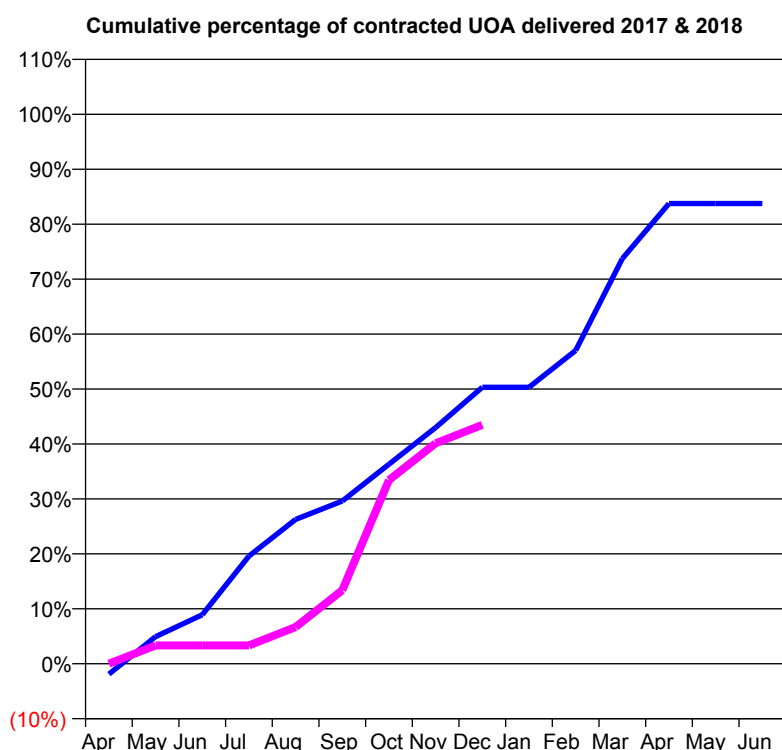
* Figures in italics indicate that the base number is less than 100.

Q55 - Vital Signs Orthodontic At a Glance Contract Report for 101281/0048 - December 2017

Name or company name	OASIS DENTAL CARE LTD
Contract type name	Pilot Contract
Purpose of contract	General and Orthodontic
Contract start date	01/04/2006
Contract end date	

17/18 Contracted general activity (UDA)	19,361
Carry forward general activity (UDA)	0
17/18 Contracted orthodontic activity (UOA)	628
Carry forward orthodontic activity (UOA)	0
Baseline contract value	£509,516.88

ACCESS	Contract	England and Wales
24 month ratio of assessments to patient IDs	1.00	1.09

ACTIVITY


Month	Adjusted Scheduled Activity (UOA)	
	2017	2018
April	-12	0
May	31	21
June	56	21
July	123	21
August	165	42
September	186	84
October	228	210
November	270	252
December	316	273
January	316	
February	358	
March	463	
April	526	
May	526	
June	526	

QUALITY	Contract Quantity	Contract Base Number	Contract *	Region	England
% of all assessments that were assess and fit appliances (rolling 12 month period)	24	24	100.0%	57.7%	58.6%
% of all assessments that were assess and refuse (rolling 12 month period)	0	24	0.0%	11.3%	11.3%
% of all assessments that were assess and review (rolling 12 month period)	0	24	0.0%	31.0%	30.0%
% of terminated courses where treatment was abandoned or discontinued (rolling 12 month period)	0	4	0.0%	8.4%	7.4%
% of completed treatments indicating that PAR score was taken (year to date)	0	4	0.0%	61.0%	64.3%
Rate of removable appliances per 100 fixed appliances - proposed treatment (rolling 12 month period)	1	48	2.08	7.20	5.53
Rate of removable appliances per 100 fixed appliances - completed treatment (rolling 12 month period)	0	8	0.00	6.14	4.60
% of courses of treatment with removable appliances only - proposed treatment (rolling 12 month period)	0	24	0.0%	2.5%	1.9%
% of courses of treatment with removable appliances only - completed treatment (rolling 12 month period)	0	4	0.0%	1.6%	1.4%
% of patients satisfied with the treatment they have received (rolling 12 month period)	2	2	100.0%	96.5%	95.9%

* Figures in italics indicate that the base number is less than 100.

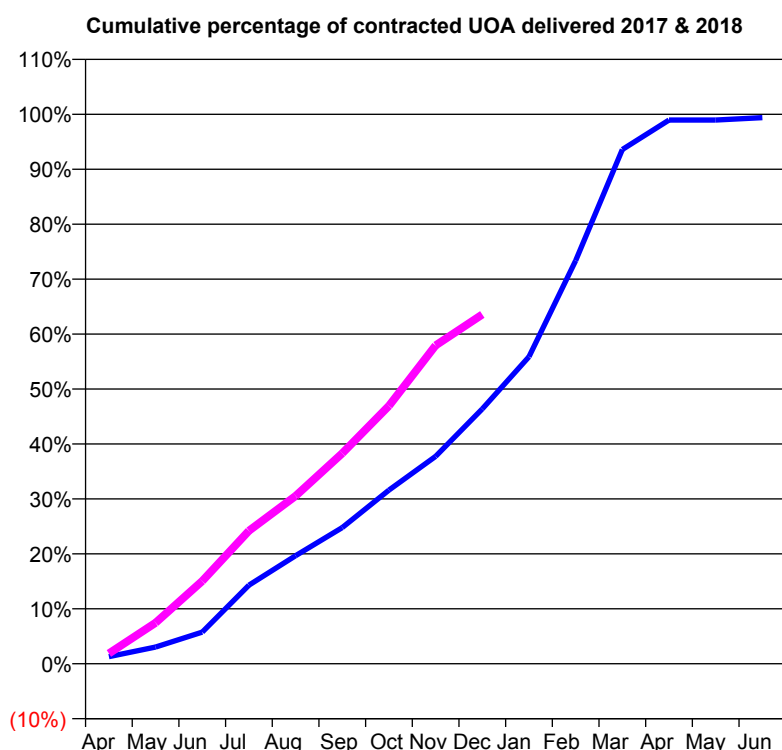
Q55 - Vital Signs Orthodontic At a Glance Contract Report for 101370/0039 - December 2017

Name or company name	Petrie Tucker and Partners Ltd
Contract type name	PDS Contract
Purpose of contract	Orthodontic
Contract start date	01/04/2006
Contract end date	31/03/2019

17/18 Contracted general activity (UDA)	0
Carry forward general activity (UDA)	0
17/18 Contracted orthodontic activity (UOA)	14,868
Carry forward orthodontic activity (UOA)	0
Baseline contract value	£1,001,595.50

ACCESS

	Contract	England and Wales
24 month ratio of assessments to patient IDs	1.19	1.09

ACTIVITY


Month	Adjusted Scheduled Activity (UOA)	
	2017	2018
April	192	281
May	453	1,110
June	858	2,239
July	2,127	3,599
August	2,925	4,541
September	3,687	5,696
October	4,699	6,979
November	5,611	8,615
December	6,896	9,450
January	8,309	
February	10,910	
March	13,914	
April	14,711	
May	14,712	
June	14,778	

QUALITY

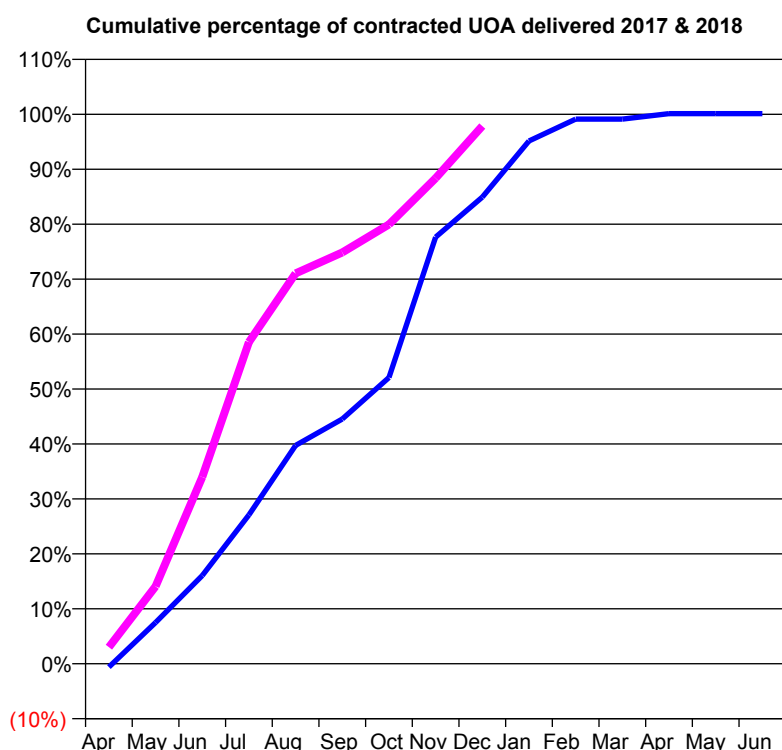
	Contract Quantity	Contract Base Number	Contract *	Region	England
% of all assessments that were assess and fit appliances (rolling 12 month period)	793	1,908	41.6%	57.7%	58.6%
% of all assessments that were assess and refuse (rolling 12 month period)	240	1,908	12.6%	11.3%	11.3%
% of all assessments that were assess and review (rolling 12 month period)	875	1,908	45.9%	31.0%	30.0%
% of terminated courses where treatment was abandoned or discontinued (rolling 12 month period)	25	355	7.0%	8.4%	7.4%
% of completed treatments indicating that PAR score was taken (year to date)	1	234	0.4%	61.0%	64.3%
Rate of removable appliances per 100 fixed appliances - proposed treatment (rolling 12 month period)	40	1,201	3.33	7.20	5.53
Rate of removable appliances per 100 fixed appliances - completed treatment (rolling 12 month period)	1	483	0.21	6.14	4.60
% of courses of treatment with removable appliances only - proposed treatment (rolling 12 month period)	6	793	0.8%	2.5%	1.9%
% of courses of treatment with removable appliances only - completed treatment (rolling 12 month period)	1	330	0.3%	1.6%	1.4%
% of patients satisfied with the treatment they have received (rolling 12 month period)	26	26	100.0%	96.5%	95.9%

* Figures in italics indicate that the base number is less than 100.

Q55 - Vital Signs Orthodontic At a Glance Contract Report for 101435/0065 - December 2017

Name or company name	IDH Limited	17/18 Contracted general activity (UDA)	0
Contract type name	GDS Contract	Carry forward general activity (UDA)	0
Purpose of contract	Orthodontic	17/18 Contracted orthodontic activity (UOA)	1,392
Contract start date	21/07/2007	Carry forward orthodontic activity (UOA)	0
Contract end date		Baseline contract value	£93,275.03

ACCESS	Contract	England and Wales
24 month ratio of assessments to patient IDs	1.04	1.09

ACTIVITY


Month	Adjusted Scheduled Activity (UOA)	
	2017	2018
April	-11	42
May	136	196
June	291	473
July	491	815
August	720	989
September	807	1,042
October	944	1,113
November	1,407	1,230
December	1,539	1,362
January	1,724	
February	1,796	
March	1,796	
April	1,814	
May	1,814	
June	1,814	

QUALITY

	Contract Quantity	Contract Base Number	Contract *	Region	England
% of all assessments that were assess and fit appliances (rolling 12 month period)	73	178	41.0%	57.7%	58.6%
% of all assessments that were assess and refuse (rolling 12 month period)	13	178	7.3%	11.3%	11.3%
% of all assessments that were assess and review (rolling 12 month period)	92	178	51.7%	31.0%	30.0%
% of terminated courses where treatment was abandoned or discontinued (rolling 12 month period)	0	0	N/A	8.4%	7.4%
% of completed treatments indicating that PAR score was taken (year to date)	0	0	N/A	61.0%	64.3%
Rate of removable appliances per 100 fixed appliances - proposed treatment (rolling 12 month period)	0	142	0.00	7.20	5.53
Rate of removable appliances per 100 fixed appliances - completed treatment (rolling 12 month period)	0	0	N/A	6.14	4.60
% of courses of treatment with removable appliances only - proposed treatment (rolling 12 month period)	0	73	0.0%	2.5%	1.9%
% of courses of treatment with removable appliances only - completed treatment (rolling 12 month period)	0	0	N/A	1.6%	1.4%
% of patients satisfied with the treatment they have received (rolling 12 month period)	5	5	100.0%	96.5%	95.9%

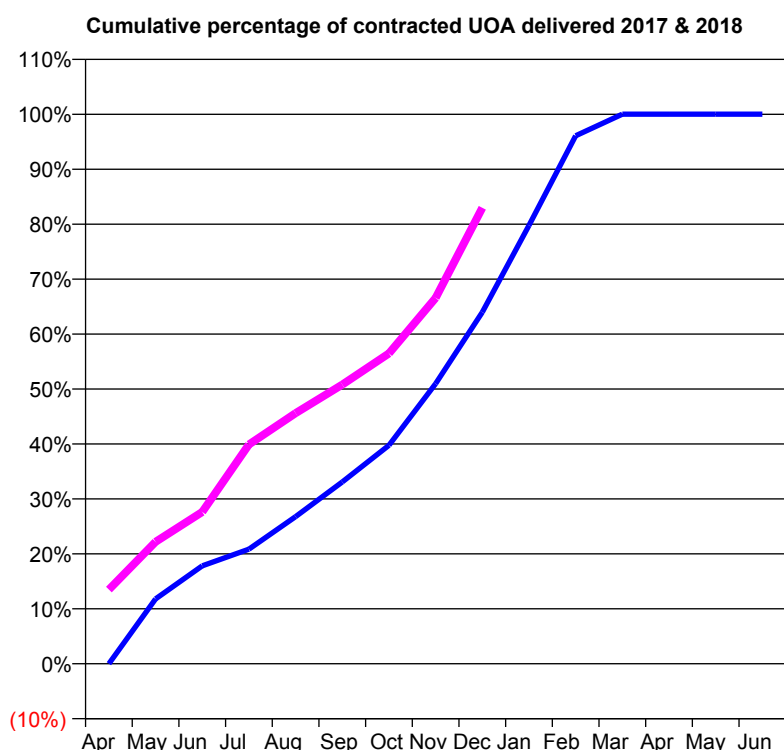
* Figures in italics indicate that the base number is less than 100.

Q55 - Vital Signs Orthodontic At a Glance Contract Report for 111295/0002 - December 2017

Name or company name	Modwena Orthodontics Limited
Contract type name	PDS Contract
Purpose of contract	Orthodontic
Contract start date	01/10/2014
Contract end date	31/03/2019

17/18 Contracted general activity (UDA)	0
Carry forward general activity (UDA)	0
17/18 Contracted orthodontic activity (UOA)	5,013
Carry forward orthodontic activity (UOA)	-17
Baseline contract value	£318,455.12

ACCESS	Contract	England and Wales
24 month ratio of assessments to patient IDs	1.08	1.09

ACTIVITY


Month	Adjusted Scheduled Activity (UOA)	
	2017	2018
April	0	677
May	783	1,112
June	1,182	1,385
July	1,383	2,000
August	1,776	2,286
September	2,194	2,547
October	2,636	2,832
November	3,380	3,337
December	4,242	4,160
January	5,290	
February	6,370	
March	6,631	
April	6,631	
May	6,631	
June	6,631	

QUALITY	Contract Quantity	Contract Base Number	Contract *	Region	England
% of all assessments that were assess and fit appliances (rolling 12 month period)	303	472	64.2%	57.7%	58.6%
% of all assessments that were assess and refuse (rolling 12 month period)	35	472	7.4%	11.3%	11.3%
% of all assessments that were assess and review (rolling 12 month period)	134	472	28.4%	31.0%	30.0%
% of terminated courses where treatment was abandoned or discontinued (rolling 12 month period)	5	185	2.7%	8.4%	7.4%
% of completed treatments indicating that PAR score was taken (year to date)	13	135	9.6%	61.0%	64.3%
Rate of removable appliances per 100 fixed appliances - proposed treatment (rolling 12 month period)	7	597	1.17	7.20	5.53
Rate of removable appliances per 100 fixed appliances - completed treatment (rolling 12 month period)	15	353	4.25	6.14	4.60
% of courses of treatment with removable appliances only - proposed treatment (rolling 12 month period)	0	303	0.0%	2.5%	1.9%
% of courses of treatment with removable appliances only - completed treatment (rolling 12 month period)	2	180	1.1%	1.6%	1.4%
% of patients satisfied with the treatment they have received (rolling 12 month period)	14	14	100.0%	96.5%	95.9%

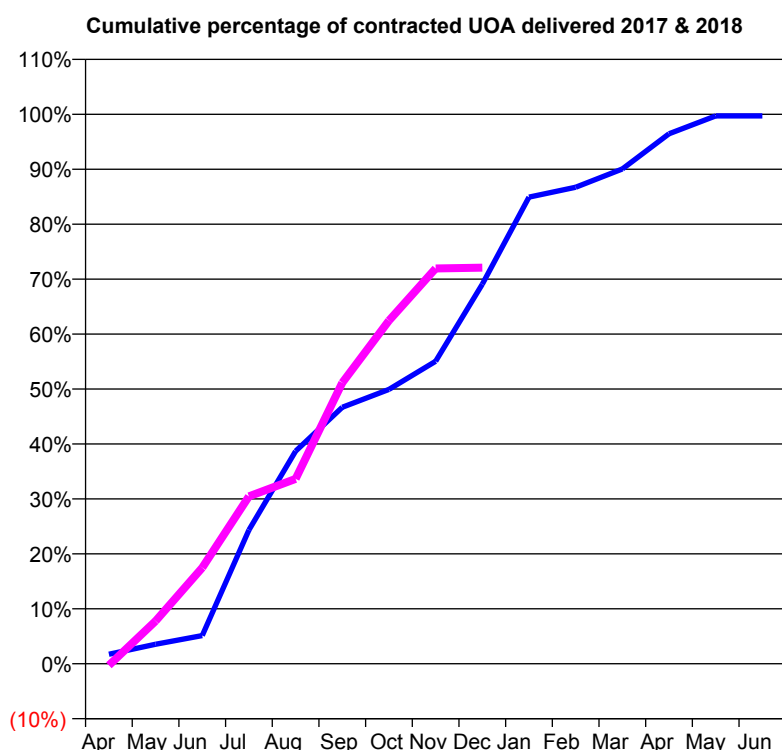
* Figures in italics indicate that the base number is less than 100.

Q55 - Vital Signs Orthodontic At a Glance Contract Report for 111295/0003 - December 2017

Name or company name	Modwena Orthodontics Limited
Contract type name	PDS Contract
Purpose of contract	Orthodontic
Contract start date	01/10/2014
Contract end date	31/03/2019

17/18 Contracted general activity (UDA)	0
Carry forward general activity (UDA)	0
17/18 Contracted orthodontic activity (UOA)	1,326
Carry forward orthodontic activity (UOA)	4
Baseline contract value	£90,397.22

ACCESS	Contract	England and Wales
24 month ratio of assessments to patient IDs	1.03	1.09

ACTIVITY


Month	Adjusted Scheduled Activity (UOA)	
	2017	2018
April	23	-4
May	47	103
June	68	232
July	323	404
August	513	446
September	619	678
October	662	828
November	730	954
December	916	956
January	1,126	
February	1,150	
March	1,194	
April	1,279	
May	1,322	
June	1,322	

QUALITY	Contract Quantity	Contract Base Number	Contract *	Region	England
% of all assessments that were assess and fit appliances (rolling 12 month period)	64	86	74.4%	57.7%	58.6%
% of all assessments that were assess and refuse (rolling 12 month period)	12	86	14.0%	11.3%	11.3%
% of all assessments that were assess and review (rolling 12 month period)	10	86	11.6%	31.0%	30.0%
% of terminated courses where treatment was abandoned or discontinued (rolling 12 month period)	4	48	8.3%	8.4%	7.4%
% of completed treatments indicating that PAR score was taken (year to date)	27	27	100.0%	61.0%	64.3%
Rate of removable appliances per 100 fixed appliances - proposed treatment (rolling 12 month period)	3	126	2.38	7.20	5.53
Rate of removable appliances per 100 fixed appliances - completed treatment (rolling 12 month period)	0	0	N/A	6.14	4.60
% of courses of treatment with removable appliances only - proposed treatment (rolling 12 month period)	0	64	0.0%	2.5%	1.9%
% of courses of treatment with removable appliances only - completed treatment (rolling 12 month period)	0	44	0.0%	1.6%	1.4%
% of patients satisfied with the treatment they have received (rolling 12 month period)	4	4	100.0%	96.5%	95.9%

* Figures in italics indicate that the base number is less than 100.

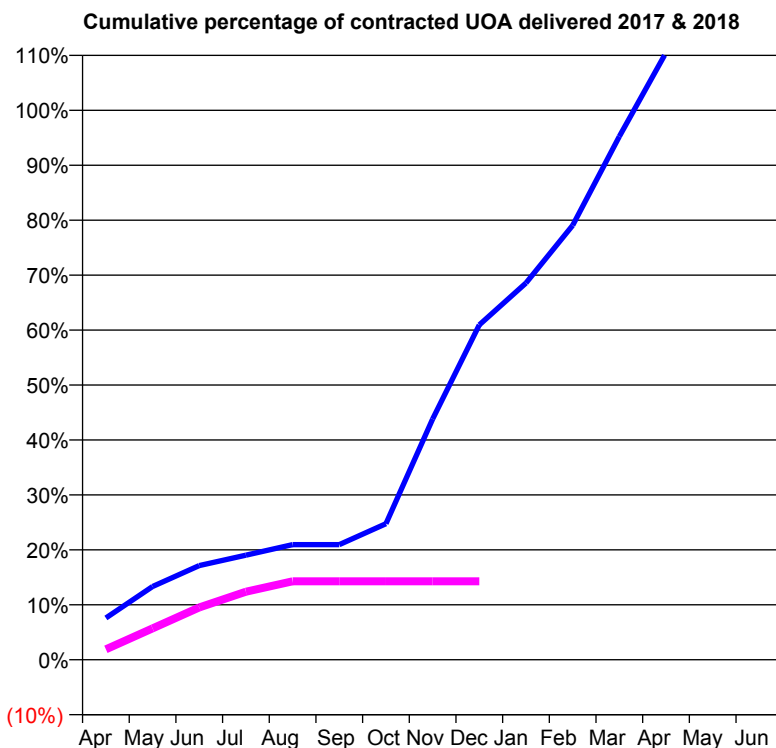
Q55 - Vital Signs Orthodontic At a Glance Contract Report for 116386/0001 - December 2017

Name or company name	Apex Dental Care Dronfield Partnership
Contract type name	GDS Contract
Purpose of contract	General and Orthodontic
Contract start date	01/05/2015
Contract end date	

17/18 Contracted general activity (UDA)	10,201
Carry forward general activity (UDA)	0
17/18 Contracted orthodontic activity (UOA)	105
Carry forward orthodontic activity (UOA)	0
Baseline contract value	£265,025.90

ACCESS

	Contract	England and Wales
24 month ratio of assessments to patient IDs	1.09	1.09

ACTIVITY


Month	Adjusted Scheduled Activity (UOA)	
	2017	2018
April	8	2
May	14	6
June	18	10
July	20	13
August	22	15
September	22	15
October	26	15
November	46	15
December	64	15
January	72	
February	83	
March	100	
April	116	
May	116	
June	116	

QUALITY

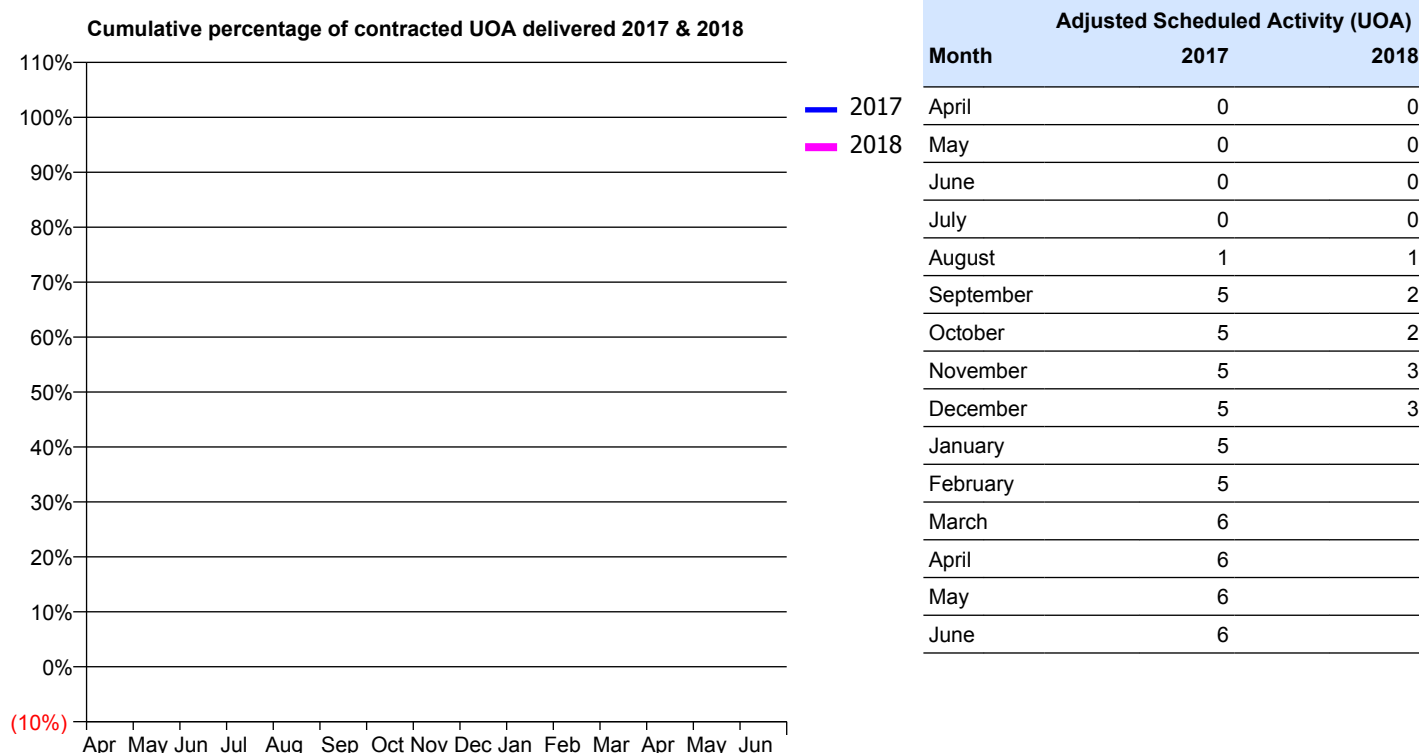
	Contract Quantity	Contract Base Number	Contract *	Region	England
% of all assessments that were assess and fit appliances (rolling 12 month period)	0	69	0.0%	57.7%	58.6%
% of all assessments that were assess and refuse (rolling 12 month period)	0	69	0.0%	11.3%	11.3%
% of all assessments that were assess and review (rolling 12 month period)	69	69	100.0%	31.0%	30.0%
% of terminated courses where treatment was abandoned or discontinued (rolling 12 month period)	0	0	N/A	8.4%	7.4%
% of completed treatments indicating that PAR score was taken (year to date)	0	0	N/A	61.0%	64.3%
Rate of removable appliances per 100 fixed appliances - proposed treatment (rolling 12 month period)	0	0	N/A	7.20	5.53
Rate of removable appliances per 100 fixed appliances - completed treatment (rolling 12 month period)	0	0	N/A	6.14	4.60
% of courses of treatment with removable appliances only - proposed treatment (rolling 12 month period)	0	0	N/A	2.5%	1.9%
% of courses of treatment with removable appliances only - completed treatment (rolling 12 month period)	0	0	N/A	1.6%	1.4%
% of patients satisfied with the treatment they have received (rolling 12 month period)	0	0	N/A	96.5%	95.9%

* Figures in italics indicate that the base number is less than 100.

Q55 - Vital Signs Orthodontic At a Glance Contract Report for 125725/0001 - December 2017

Name or company name	D A Bradley Ltd	17/18 Contracted general activity (UDA)	3,700
Contract type name	GDS Contract	Carry forward general activity (UDA)	0
Purpose of contract	General	17/18 Contracted orthodontic activity (UOA)	0
Contract start date	01/09/2008	Carry forward orthodontic activity (UOA)	0
Contract end date		Baseline contract value	£100,172.78

ACCESS	Contract	England and Wales
24 month ratio of assessments to patient IDs	1.00	1.09

ACTIVITY


QUALITY	Contract Quantity	Contract Base Number	Contract *	Region	England
% of all assessments that were assess and fit appliances (rolling 12 month period)	0	5	0.0%	57.7%	58.6%
% of all assessments that were assess and refuse (rolling 12 month period)	0	5	0.0%	11.3%	11.3%
% of all assessments that were assess and review (rolling 12 month period)	5	5	100.0%	31.0%	30.0%
% of terminated courses where treatment was abandoned or discontinued (rolling 12 month period)	0	2	0.0%	8.4%	7.4%
% of completed treatments indicating that PAR score was taken (year to date)	1	1	100.0%	61.0%	64.3%
Rate of removable appliances per 100 fixed appliances - proposed treatment (rolling 12 month period)	0	0	N/A	7.20	5.53
Rate of removable appliances per 100 fixed appliances - completed treatment (rolling 12 month period)	0	0	N/A	6.14	4.60
% of courses of treatment with removable appliances only - proposed treatment (rolling 12 month period)	0	0	N/A	2.5%	1.9%
% of courses of treatment with removable appliances only - completed treatment (rolling 12 month period)	0	2	0.0%	1.6%	1.4%
% of patients satisfied with the treatment they have received (rolling 12 month period)	0	0	N/A	96.5%	95.9%

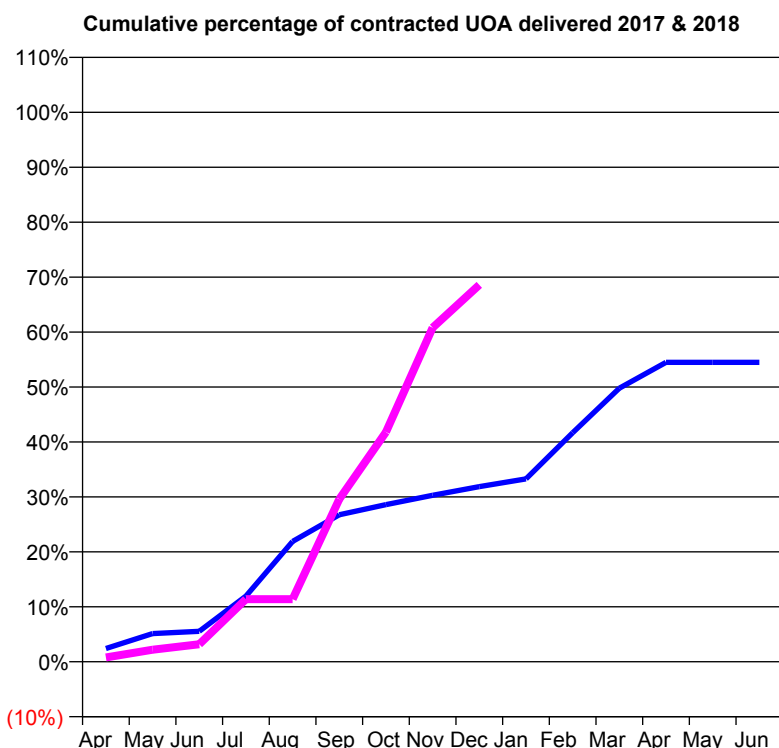
* Figures in italics indicate that the base number is less than 100.

Q55 - Vital Signs Orthodontic At a Glance Contract Report for 125725/0002 - December 2017

Name or company name	D A Bradley Ltd
Contract type name	GDS Contract
Purpose of contract	Orthodontic
Contract start date	01/09/2008
Contract end date	

17/18 Contracted general activity (UDA)	0
Carry forward general activity (UDA)	0
17/18 Contracted orthodontic activity (UOA)	500
Carry forward orthodontic activity (UOA)	0
Baseline contract value	£33,330.32

ACCESS	Contract	England and Wales
24 month ratio of assessments to patient IDs	1.76	1.09

ACTIVITY


Month	Adjusted Scheduled Activity (UOA)	
	2017	2018
April	17	4
May	36	11
June	39	16
July	84	57
August	154	57
September	188	148
October	201	209
November	213	304
December	224	343
January	234	
February	293	
March	350	
April	383	
May	383	
June	383	

QUALITY	Contract Quantity	Contract Base Number	Contract *	Region	England
% of all assessments that were assess and fit appliances (rolling 12 month period)	13	243	5.3%	57.7%	58.6%
% of all assessments that were assess and refuse (rolling 12 month period)	0	243	0.0%	11.3%	11.3%
% of all assessments that were assess and review (rolling 12 month period)	230	243	94.7%	31.0%	30.0%
% of terminated courses where treatment was abandoned or discontinued (rolling 12 month period)	0	4	0.0%	8.4%	7.4%
% of completed treatments indicating that PAR score was taken (year to date)	2	2	100.0%	61.0%	64.3%
Rate of removable appliances per 100 fixed appliances - proposed treatment (rolling 12 month period)	0	0	N/A	7.20	5.53
Rate of removable appliances per 100 fixed appliances - completed treatment (rolling 12 month period)	0	0	N/A	6.14	4.60
% of courses of treatment with removable appliances only - proposed treatment (rolling 12 month period)	0	13	0.0%	2.5%	1.9%
% of courses of treatment with removable appliances only - completed treatment (rolling 12 month period)	0	4	0.0%	1.6%	1.4%
% of patients satisfied with the treatment they have received (rolling 12 month period)	0	0	N/A	96.5%	95.9%

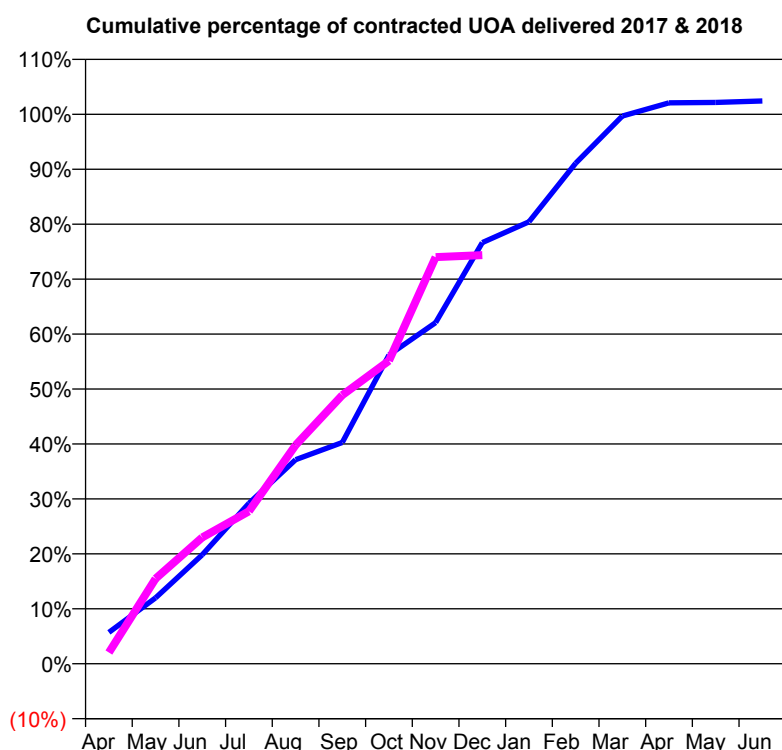
* Figures in italics indicate that the base number is less than 100.

Q55 - Vital Signs Orthodontic At a Glance Contract Report for 128198/0001 - December 2017

Name or company name	Regent Street Orthodontics Limited
Contract type name	PDS Contract
Purpose of contract	Orthodontic
Contract start date	01/04/2015
Contract end date	31/03/2019

17/18 Contracted general activity (UDA)	0
Carry forward general activity (UDA)	0
17/18 Contracted orthodontic activity (UOA)	6,308
Carry forward orthodontic activity (UOA)	0
Baseline contract value	£424,250.57

ACCESS	Contract	England and Wales
24 month ratio of assessments to patient IDs	1.04	1.09

ACTIVITY


Month	Adjusted Scheduled Activity (UOA)	
	2017	2018
April	361	130
May	757	977
June	1,251	1,451
July	1,842	1,750
August	2,343	2,509
September	2,541	3,084
October	3,544	3,479
November	3,917	4,669
December	4,835	4,691
January	5,074	
February	5,746	
March	6,288	
April	6,439	
May	6,444	
June	6,461	

QUALITY	Contract Quantity	Contract Base Number	Contract *	Region	England
% of all assessments that were assess and fit appliances (rolling 12 month period)	293	558	52.5%	57.7%	58.6%
% of all assessments that were assess and refuse (rolling 12 month period)	61	558	10.9%	11.3%	11.3%
% of all assessments that were assess and review (rolling 12 month period)	204	558	36.6%	31.0%	30.0%
% of terminated courses where treatment was abandoned or discontinued (rolling 12 month period)	28	239	11.7%	8.4%	7.4%
% of completed treatments indicating that PAR score was taken (year to date)	138	151	91.4%	61.0%	64.3%
Rate of removable appliances per 100 fixed appliances - proposed treatment (rolling 12 month period)	27	572	4.72	7.20	5.53
Rate of removable appliances per 100 fixed appliances - completed treatment (rolling 12 month period)	11	414	2.66	6.14	4.60
% of courses of treatment with removable appliances only - proposed treatment (rolling 12 month period)	3	293	1.0%	2.5%	1.9%
% of courses of treatment with removable appliances only - completed treatment (rolling 12 month period)	2	211	0.9%	1.6%	1.4%
% of patients satisfied with the treatment they have received (rolling 12 month period)	10	10	100.0%	96.5%	95.9%

* Figures in italics indicate that the base number is less than 100.

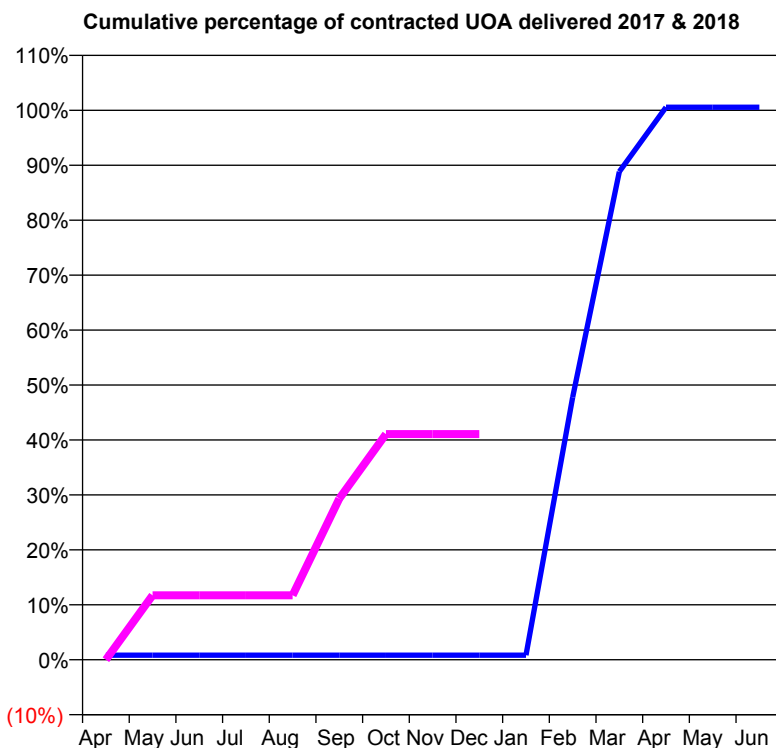
Q55 - Vital Signs Orthodontic At a Glance Contract Report for 129186/0002 - December 2017

Name or company name	Derwent Street Dental
Contract type name	PDS Contract
Purpose of contract	Orthodontic
Contract start date	15/10/2007
Contract end date	31/03/2019

17/18 Contracted general activity (UDA)	0
Carry forward general activity (UDA)	0
17/18 Contracted orthodontic activity (UOA)	358
Carry forward orthodontic activity (UOA)	0
Baseline contract value	£22,479.04

ACCESS

	Contract	England and Wales
24 month ratio of assessments to patient IDs	1.00	1.09

ACTIVITY


Month	Adjusted Scheduled Activity (UOA)	
	2017	2018
April	3	0
May	3	42
June	3	42
July	3	42
August	3	42
September	3	105
October	3	147
November	3	147
December	3	147
January	3	
February	171	
March	318	
April	360	
May	360	
June	360	

QUALITY

	Contract Quantity	Contract Base Number	Contract *	Region	England
% of all assessments that were assess and fit appliances (rolling 12 month period)	24	24	100.0%	57.7%	58.6%
% of all assessments that were assess and refuse (rolling 12 month period)	0	24	0.0%	11.3%	11.3%
% of all assessments that were assess and review (rolling 12 month period)	0	24	0.0%	31.0%	30.0%
% of terminated courses where treatment was abandoned or discontinued (rolling 12 month period)	3	38	7.9%	8.4%	7.4%
% of completed treatments indicating that PAR score was taken (year to date)	15	15	100.0%	61.0%	64.3%
Rate of removable appliances per 100 fixed appliances - proposed treatment (rolling 12 month period)	0	40	0.00	7.20	5.53
Rate of removable appliances per 100 fixed appliances - completed treatment (rolling 12 month period)	0	0	N/A	6.14	4.60
% of courses of treatment with removable appliances only - proposed treatment (rolling 12 month period)	0	24	0.0%	2.5%	1.9%
% of courses of treatment with removable appliances only - completed treatment (rolling 12 month period)	0	35	0.0%	1.6%	1.4%
% of patients satisfied with the treatment they have received (rolling 12 month period)	0	0	N/A	96.5%	95.9%

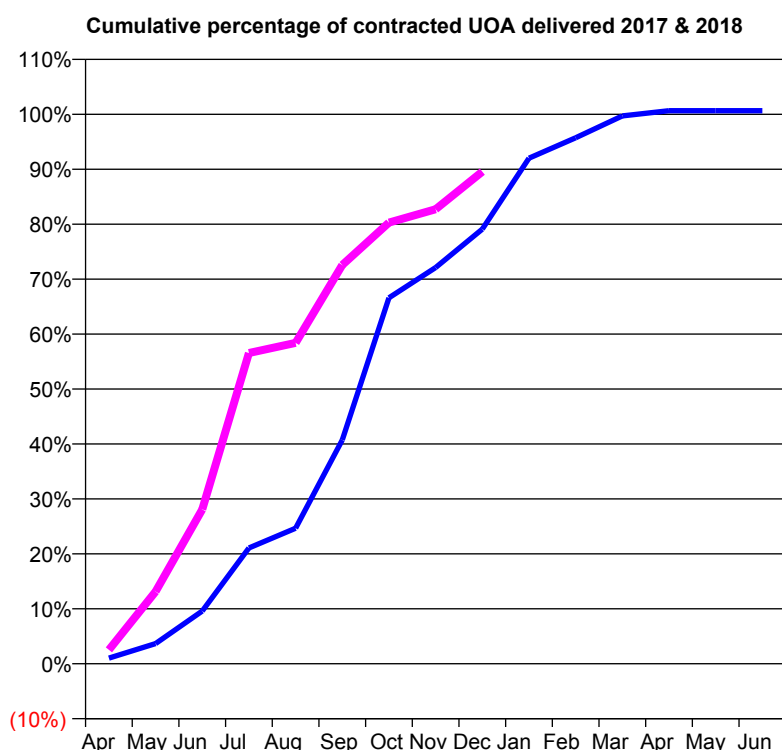
* Figures in italics indicate that the base number is less than 100.

Q55 - Vital Signs Orthodontic At a Glance Contract Report for 135372/0001 - December 2017

Name or company name	No.1 The Orthodontic Specialists
Contract type name	GDS Contract
Purpose of contract	General and Orthodontic
Contract start date	14/12/2012
Contract end date	

17/18 Contracted general activity (UDA)	44
Carry forward general activity (UDA)	0
17/18 Contracted orthodontic activity (UOA)	3,438
Carry forward orthodontic activity (UOA)	-1
Baseline contract value	£233,804.40

ACCESS	Contract	England and Wales
24 month ratio of assessments to patient IDs	1.02	1.09

ACTIVITY


Month	Adjusted Scheduled Activity (UOA)	
	2017	2018
April	69	87
May	245	452
June	639	966
July	1,402	1,944
August	1,640	2,008
September	2,709	2,495
October	4,429	2,760
November	4,796	2,844
December	5,261	3,079
January	6,119	
February	6,367	
March	6,631	
April	6,694	
May	6,694	
June	6,694	

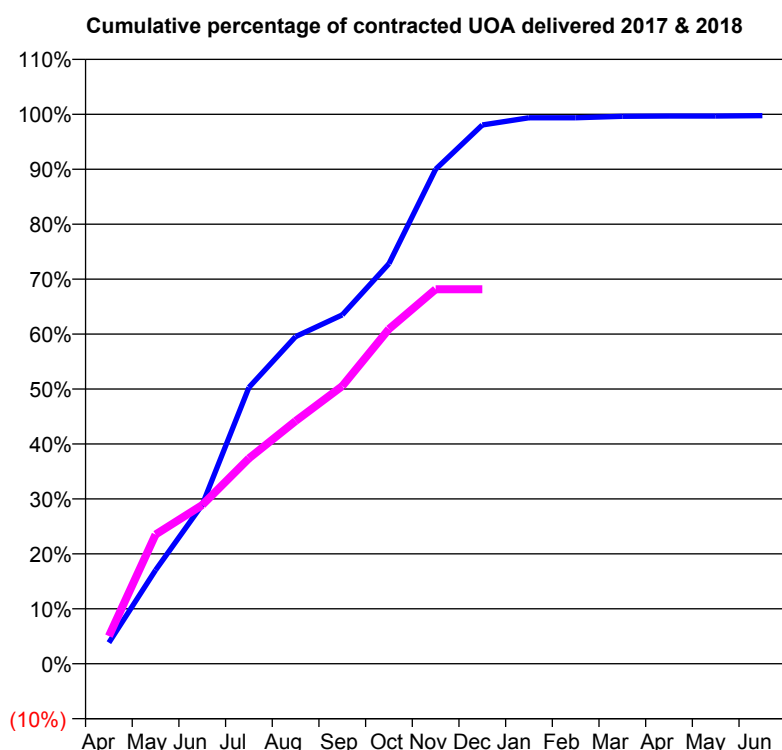
QUALITY	Contract Quantity	Contract Base Number	Contract *	Region	England
% of all assessments that were assess and fit appliances (rolling 12 month period)	197	660	29.8%	57.7%	58.6%
% of all assessments that were assess and refuse (rolling 12 month period)	8	660	1.2%	11.3%	11.3%
% of all assessments that were assess and review (rolling 12 month period)	455	660	68.9%	31.0%	30.0%
% of terminated courses where treatment was abandoned or discontinued (rolling 12 month period)	18	332	5.4%	8.4%	7.4%
% of completed treatments indicating that PAR score was taken (year to date)	244	270	90.4%	61.0%	64.3%
Rate of removable appliances per 100 fixed appliances - proposed treatment (rolling 12 month period)	7	374	1.87	7.20	5.53
Rate of removable appliances per 100 fixed appliances - completed treatment (rolling 12 month period)	11	595	1.85	6.14	4.60
% of courses of treatment with removable appliances only - proposed treatment (rolling 12 month period)	7	197	3.6%	2.5%	1.9%
% of courses of treatment with removable appliances only - completed treatment (rolling 12 month period)	11	314	3.5%	1.6%	1.4%
% of patients satisfied with the treatment they have received (rolling 12 month period)	4	5	80.0%	96.5%	95.9%

* Figures in italics indicate that the base number is less than 100.

Q55 - Vital Signs Orthodontic At a Glance Contract Report for 148369/0002 - December 2017

Name or company name	KH & GW Ltd	17/18 Contracted general activity (UDA)	0
Contract type name	GDS Contract	Carry forward general activity (UDA)	0
Purpose of contract	Orthodontic	17/18 Contracted orthodontic activity (UOA)	1,589
Contract start date	01/04/2008	Carry forward orthodontic activity (UOA)	4
Contract end date		Baseline contract value	£1.01

ACCESS	Contract	England and Wales
24 month ratio of assessments to patient IDs	1.01	1.09

ACTIVITY


Month	Adjusted Scheduled Activity (UOA)	
	2017	2018
April	61	80
May	271	374
June	460	459
July	799	594
August	946	702
September	1,009	803
October	1,157	968
November	1,430	1,083
December	1,558	1,083
January	1,579	
February	1,579	
March	1,583	
April	1,584	
May	1,584	
June	1,585	

QUALITY

	Contract Quantity	Contract Base Number	Contract *	Region	England
% of all assessments that were assess and fit appliances (rolling 12 month period)	51	114	44.7%	57.7%	58.6%
% of all assessments that were assess and refuse (rolling 12 month period)	1	114	0.9%	11.3%	11.3%
% of all assessments that were assess and review (rolling 12 month period)	62	114	54.4%	31.0%	30.0%
% of terminated courses where treatment was abandoned or discontinued (rolling 12 month period)	6	53	11.3%	8.4%	7.4%
% of completed treatments indicating that PAR score was taken (year to date)	7	42	16.7%	61.0%	64.3%
Rate of removable appliances per 100 fixed appliances - proposed treatment (rolling 12 month period)	1	95	1.05	7.20	5.53
Rate of removable appliances per 100 fixed appliances - completed treatment (rolling 12 month period)	1	86	1.16	6.14	4.60
% of courses of treatment with removable appliances only - proposed treatment (rolling 12 month period)	1	51	2.0%	2.5%	1.9%
% of courses of treatment with removable appliances only - completed treatment (rolling 12 month period)	1	47	2.1%	1.6%	1.4%
% of patients satisfied with the treatment they have received (rolling 12 month period)	2	2	100.0%	96.5%	95.9%

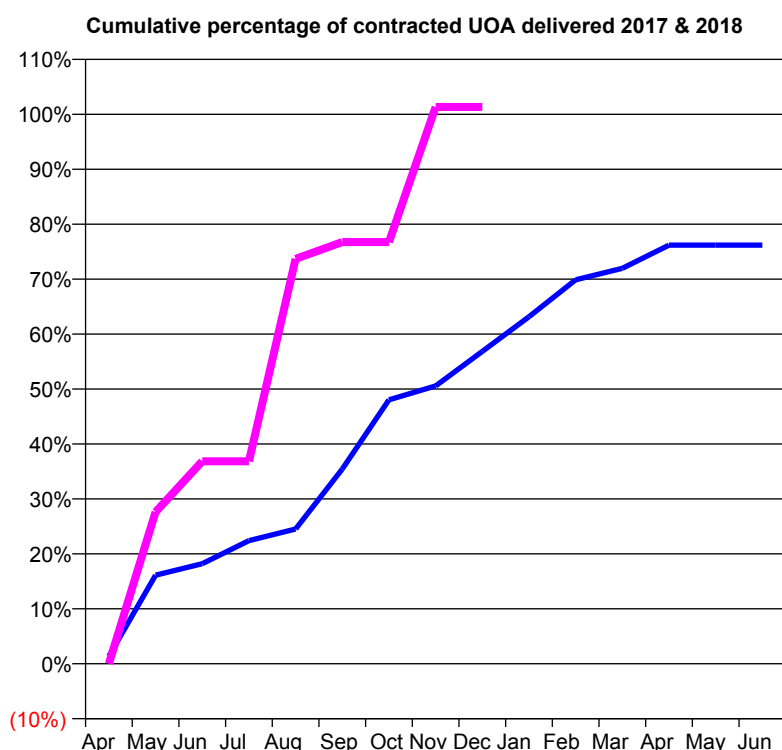
* Figures in italics indicate that the base number is less than 100.

Q55 - Vital Signs Orthodontic At a Glance Contract Report for 169544/0001 - December 2017

Name or company name	STEEPLE GRANGE SMILES LTD.,
Contract type name	GDS Contract
Purpose of contract	General and Orthodontic
Contract start date	15/08/2008
Contract end date	

17/18 Contracted general activity (UDA)	153
Carry forward general activity (UDA)	0
17/18 Contracted orthodontic activity (UOA)	684
Carry forward orthodontic activity (UOA)	0
Baseline contract value	£50,570.62

ACCESS	Contract	England and Wales
24 month ratio of assessments to patient IDs	1.00	1.09

ACTIVITY


Month	Adjusted Scheduled Activity (UOA)	
	2017	2018
April	14	0
May	161	189
June	182	252
July	224	252
August	245	504
September	354	525
October	480	525
November	505	693
December	568	693
January	631	
February	698	
March	719	
April	761	
May	761	
June	761	

QUALITY

	Contract Quantity	Contract Base Number	Contract *	Region	England
% of all assessments that were assess and fit appliances (rolling 12 month period)	43	43	100.0%	57.7%	58.6%
% of all assessments that were assess and refuse (rolling 12 month period)	0	43	0.0%	11.3%	11.3%
% of all assessments that were assess and review (rolling 12 month period)	0	43	0.0%	31.0%	30.0%
% of terminated courses where treatment was abandoned or discontinued (rolling 12 month period)	4	39	10.3%	8.4%	7.4%
% of completed treatments indicating that PAR score was taken (year to date)	0	28	0.0%	61.0%	64.3%
Rate of removable appliances per 100 fixed appliances - proposed treatment (rolling 12 month period)	5	78	6.41	7.20	5.53
Rate of removable appliances per 100 fixed appliances - completed treatment (rolling 12 month period)	0	0	N/A	6.14	4.60
% of courses of treatment with removable appliances only - proposed treatment (rolling 12 month period)	2	43	4.7%	2.5%	1.9%
% of courses of treatment with removable appliances only - completed treatment (rolling 12 month period)	0	35	0.0%	1.6%	1.4%
% of patients satisfied with the treatment they have received (rolling 12 month period)	0	0	N/A	96.5%	95.9%

* Figures in italics indicate that the base number is less than 100.

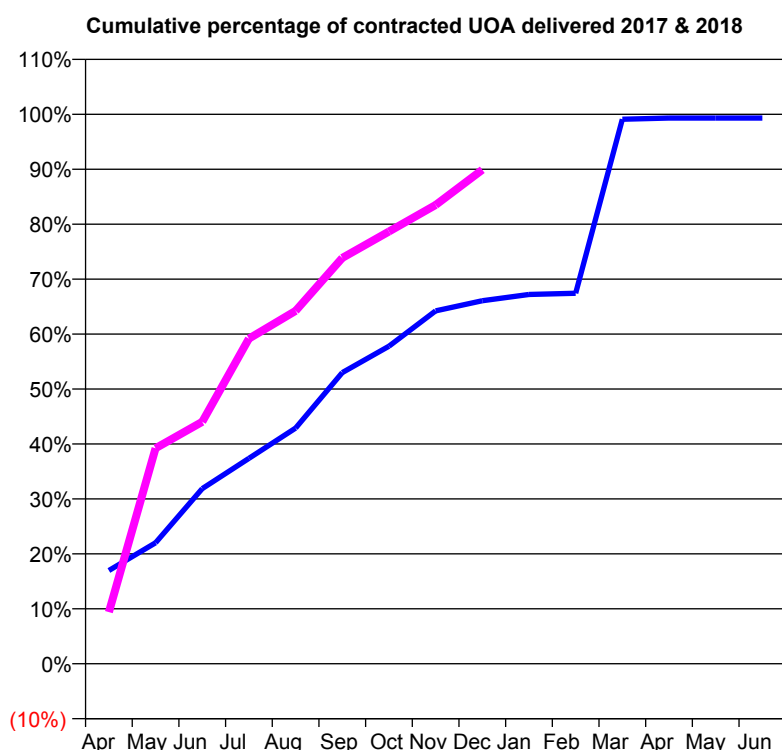
Q55 - Vital Signs Orthodontic At a Glance Contract Report for 170739/0001 - December 2017

Name or company name	Trinity Terrace Dental Practice
Contract type name	GDS Contract
Purpose of contract	Orthodontic
Contract start date	02/08/2011
Contract end date	

17/18 Contracted general activity (UDA)	32,380
Carry forward general activity (UDA)	0
17/18 Contracted orthodontic activity (UOA)	436
Carry forward orthodontic activity (UOA)	3
Baseline contract value	£715,415.82

ACCESS

	Contract	England and Wales
24 month ratio of assessments to patient IDs	1.23	1.09

ACTIVITY


Month	Adjusted Scheduled Activity (UOA)	
	2017	2018
April	74	41
May	96	171
June	139	192
July	163	258
August	187	280
September	231	322
October	252	343
November	280	364
December	288	392
January	293	
February	294	
March	432	
April	433	
May	433	
June	433	

QUALITY

	Contract Quantity	Contract Base Number	Contract *	Region	England
% of all assessments that were assess and fit appliances (rolling 12 month period)	25	61	41.0%	57.7%	58.6%
% of all assessments that were assess and refuse (rolling 12 month period)	12	61	19.7%	11.3%	11.3%
% of all assessments that were assess and review (rolling 12 month period)	24	61	39.3%	31.0%	30.0%
% of terminated courses where treatment was abandoned or discontinued (rolling 12 month period)	1	4	25.0%	8.4%	7.4%
% of completed treatments indicating that PAR score was taken (year to date)	3	3	100.0%	61.0%	64.3%
Rate of removable appliances per 100 fixed appliances - proposed treatment (rolling 12 month period)	0	46	0.00	7.20	5.53
Rate of removable appliances per 100 fixed appliances - completed treatment (rolling 12 month period)	1	5	20.00	6.14	4.60
% of courses of treatment with removable appliances only - proposed treatment (rolling 12 month period)	0	25	0.0%	2.5%	1.9%
% of courses of treatment with removable appliances only - completed treatment (rolling 12 month period)	0	3	0.0%	1.6%	1.4%
% of patients satisfied with the treatment they have received (rolling 12 month period)	2	2	100.0%	96.5%	95.9%

* Figures in italics indicate that the base number is less than 100.

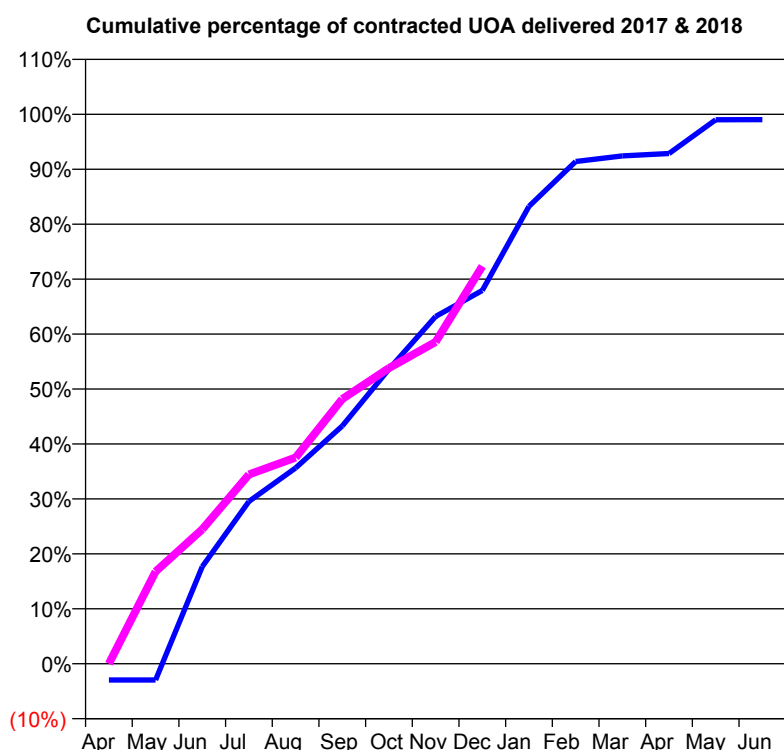
Q55 - Vital Signs Orthodontic At a Glance Contract Report for 172464/0002 - December 2017

Name or company name	Charnwood Research Centre Limited T/A E
Contract type name	PDS Contract
Purpose of contract	Orthodontic
Contract start date	28/03/2015
Contract end date	31/03/2019

17/18 Contracted general activity (UDA)	0
Carry forward general activity (UDA)	0
17/18 Contracted orthodontic activity (UOA)	8,563
Carry forward orthodontic activity (UOA)	0
Baseline contract value	£575,078.44

ACCESS

	Contract	England and Wales
24 month ratio of assessments to patient IDs	1.14	1.09

ACTIVITY


Month	Adjusted Scheduled Activity (UOA)	
	2017	2018
April	-289	0
May	-289	1,436
June	1,725	2,095
July	2,884	2,950
August	3,478	3,213
September	4,225	4,125
October	5,234	4,608
November	6,169	5,015
December	6,631	6,195
January	8,124	
February	8,920	
March	9,021	
April	9,064	
May	9,662	
June	9,665	

QUALITY

	Contract Quantity	Contract Base Number	Contract *	Region	England
% of all assessments that were assess and fit appliances (rolling 12 month period)	416	930	44.7%	57.7%	58.6%
% of all assessments that were assess and refuse (rolling 12 month period)	94	930	10.1%	11.3%	11.3%
% of all assessments that were assess and review (rolling 12 month period)	420	930	45.2%	31.0%	30.0%
% of terminated courses where treatment was abandoned or discontinued (rolling 12 month period)	44	552	8.0%	8.4%	7.4%
% of completed treatments indicating that PAR score was taken (year to date)	175	367	47.7%	61.0%	64.3%
Rate of removable appliances per 100 fixed appliances - proposed treatment (rolling 12 month period)	96	740	12.97	7.20	5.53
Rate of removable appliances per 100 fixed appliances - completed treatment (rolling 12 month period)	71	915	7.76	6.14	4.60
% of courses of treatment with removable appliances only - proposed treatment (rolling 12 month period)	2	416	0.5%	2.5%	1.9%
% of courses of treatment with removable appliances only - completed treatment (rolling 12 month period)	2	508	0.4%	1.6%	1.4%
% of patients satisfied with the treatment they have received (rolling 12 month period)	11	11	100.0%	96.5%	95.9%

* Figures in italics indicate that the base number is less than 100.

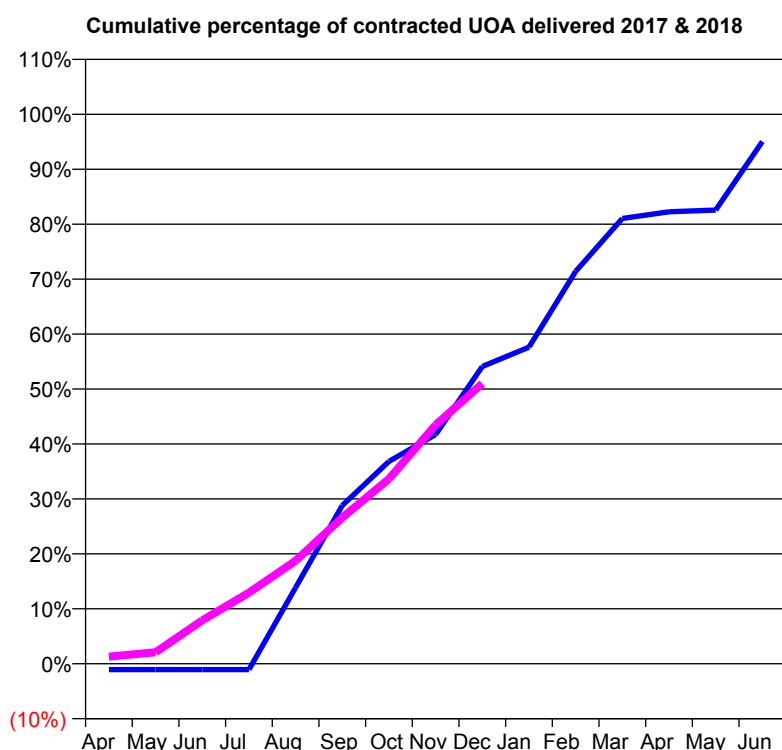
Q55 - Vital Signs Orthodontic At a Glance Contract Report for 177261/0001 - December 2017

Name or company name	Orthoworld
Contract type name	PDS Contract
Purpose of contract	Orthodontic
Contract start date	01/04/2006
Contract end date	31/03/2019

17/18 Contracted general activity (UDA)	0
Carry forward general activity (UDA)	0
17/18 Contracted orthodontic activity (UOA)	8,676
Carry forward orthodontic activity (UOA)	0
Baseline contract value	£585,751.03

ACCESS

	Contract	England and Wales
24 month ratio of assessments to patient IDs	1.11	1.09

ACTIVITY


Month	Adjusted Scheduled Activity (UOA)	
	2017	2018
April	-99	112
May	-99	183
June	-99	686
July	-99	1,123
August	1,284	1,626
September	2,669	2,308
October	3,411	2,919
November	3,866	3,772
December	5,013	4,425
January	5,339	
February	6,615	
March	7,507	
April	7,620	
May	7,650	
June	8,805	

QUALITY

	Contract Quantity	Contract Base Number	Contract *	Region	England
% of all assessments that were assess and fit appliances (rolling 12 month period)	367	965	38.0%	57.7%	58.6%
% of all assessments that were assess and refuse (rolling 12 month period)	109	965	11.3%	11.3%	11.3%
% of all assessments that were assess and review (rolling 12 month period)	489	965	50.7%	31.0%	30.0%
% of terminated courses where treatment was abandoned or discontinued (rolling 12 month period)	36	272	13.2%	8.4%	7.4%
% of completed treatments indicating that PAR score was taken (year to date)	41	158	25.9%	61.0%	64.3%
Rate of removable appliances per 100 fixed appliances - proposed treatment (rolling 12 month period)	11	701	1.57	7.20	5.53
Rate of removable appliances per 100 fixed appliances - completed treatment (rolling 12 month period)	53	414	12.80	6.14	4.60
% of courses of treatment with removable appliances only - proposed treatment (rolling 12 month period)	3	367	0.8%	2.5%	1.9%
% of courses of treatment with removable appliances only - completed treatment (rolling 12 month period)	6	236	2.5%	1.6%	1.4%
% of patients satisfied with the treatment they have received (rolling 12 month period)	12	14	85.7%	96.5%	95.9%

* Figures in italics indicate that the base number is less than 100.

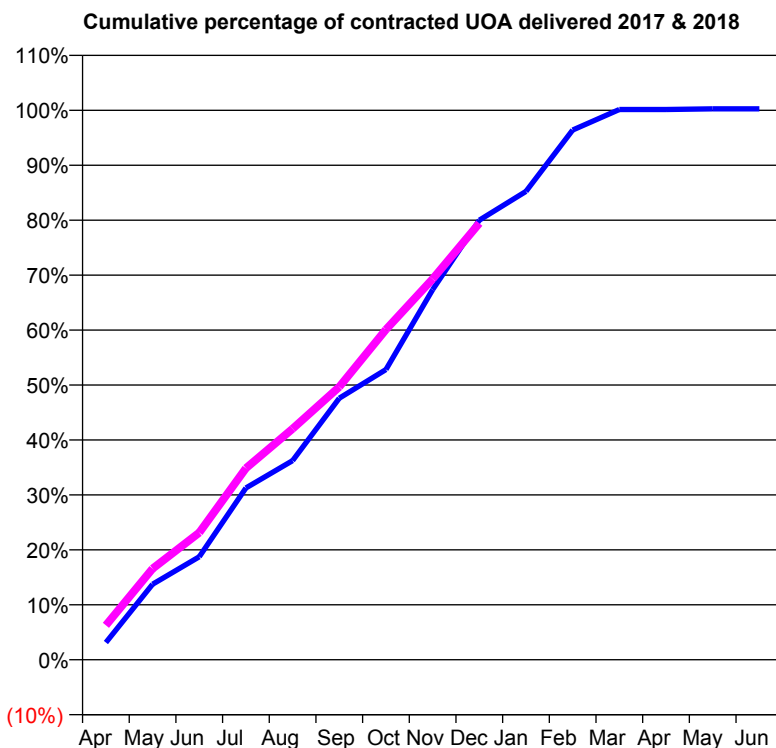
Q55 - Vital Signs Orthodontic At a Glance Contract Report for 178764/0002 - December 2017

Name or company name	Smile by Design Limited
Contract type name	PDS Contract
Purpose of contract	Orthodontic
Contract start date	01/03/2014
Contract end date	31/10/2024

17/18 Contracted general activity (UDA)	0
Carry forward general activity (UDA)	0
17/18 Contracted orthodontic activity (UOA)	19,288
Carry forward orthodontic activity (UOA)	0
Baseline contract value	£1,195,819.16

ACCESS

	Contract	England and Wales
24 month ratio of assessments to patient IDs	1.12	1.09

ACTIVITY


Month	Adjusted Scheduled Activity (UOA)	
	2017	2018
April	623	1,208
May	2,737	3,198
June	3,731	4,464
July	6,223	6,723
August	7,209	8,110
September	9,470	9,578
October	10,507	11,590
November	13,403	13,365
December	15,917	15,322
January	16,959	
February	19,182	
March	19,926	
April	19,926	
May	19,949	
June	19,949	

QUALITY

	Contract Quantity	Contract Base Number	Contract *	Region	England
% of all assessments that were assess and fit appliances (rolling 12 month period)	916	1,472	62.2%	57.7%	58.6%
% of all assessments that were assess and refuse (rolling 12 month period)	82	1,472	5.6%	11.3%	11.3%
% of all assessments that were assess and review (rolling 12 month period)	474	1,472	32.2%	31.0%	30.0%
% of terminated courses where treatment was abandoned or discontinued (rolling 12 month period)	113	1,021	11.1%	8.4%	7.4%
% of completed treatments indicating that PAR score was taken (year to date)	620	666	93.1%	61.0%	64.3%
Rate of removable appliances per 100 fixed appliances - proposed treatment (rolling 12 month period)	227	1,781	12.75	7.20	5.53
Rate of removable appliances per 100 fixed appliances - completed treatment (rolling 12 month period)	460	1,744	26.38	6.14	4.60
% of courses of treatment with removable appliances only - proposed treatment (rolling 12 month period)	20	916	2.2%	2.5%	1.9%
% of courses of treatment with removable appliances only - completed treatment (rolling 12 month period)	31	908	3.4%	1.6%	1.4%
% of patients satisfied with the treatment they have received (rolling 12 month period)	28	32	87.5%	96.5%	95.9%

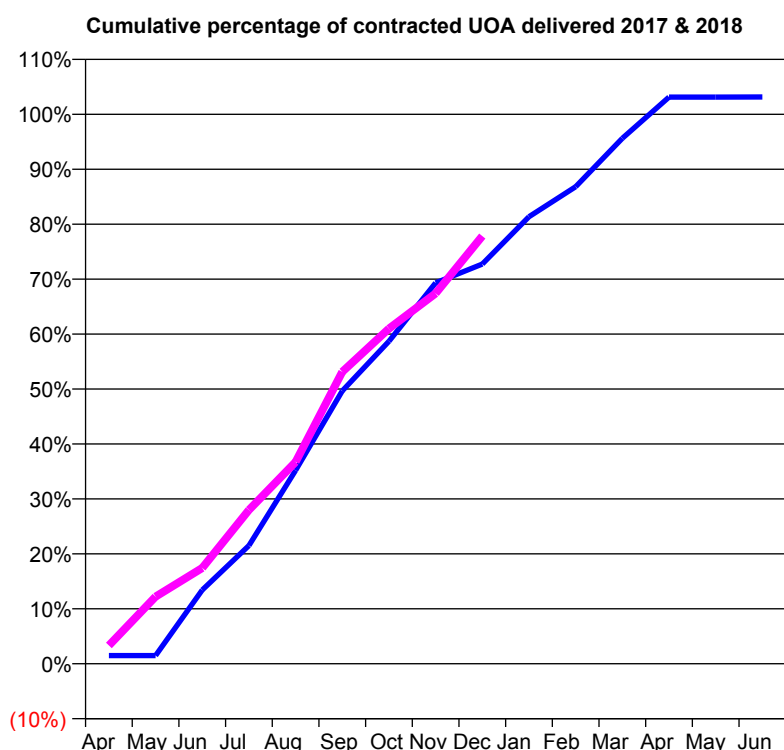
* Figures in italics indicate that the base number is less than 100.

Q55 - Vital Signs Orthodontic At a Glance Contract Report for 183067/0002 - December 2017

Name or company name	Refine Specialist Dental Care Limited
Contract type name	PDS Contract
Purpose of contract	Orthodontic
Contract start date	01/04/2011
Contract end date	31/03/2019

17/18 Contracted general activity (UDA)	0
Carry forward general activity (UDA)	0
17/18 Contracted orthodontic activity (UOA)	7,396
Carry forward orthodontic activity (UOA)	-143
Baseline contract value	£435,082.83

ACCESS	Contract	England and Wales
24 month ratio of assessments to patient IDs	1.09	1.09

ACTIVITY


Month	Adjusted Scheduled Activity (UOA)	
	2017	2018
April	138	246
May	138	903
June	1,236	1,289
July	1,981	2,070
August	3,242	2,717
September	4,575	3,930
October	5,406	4,512
November	6,384	4,985
December	6,699	5,757
January	7,493	
February	7,996	
March	8,807	
April	9,497	
May	9,497	
June	9,499	

QUALITY	Contract Quantity	Contract Base Number	Contract *	Region	England
% of all assessments that were assess and fit appliances (rolling 12 month period)	384	842	45.6%	57.7%	58.6%
% of all assessments that were assess and refuse (rolling 12 month period)	144	842	17.1%	11.3%	11.3%
% of all assessments that were assess and review (rolling 12 month period)	314	842	37.3%	31.0%	30.0%
% of terminated courses where treatment was abandoned or discontinued (rolling 12 month period)	40	378	10.6%	8.4%	7.4%
% of completed treatments indicating that PAR score was taken (year to date)	0	210	0.0%	61.0%	64.3%
Rate of removable appliances per 100 fixed appliances - proposed treatment (rolling 12 month period)	4	423	0.95	7.20	5.53
Rate of removable appliances per 100 fixed appliances - completed treatment (rolling 12 month period)	2	93	2.15	6.14	4.60
% of courses of treatment with removable appliances only - proposed treatment (rolling 12 month period)	4	384	1.0%	2.5%	1.9%
% of courses of treatment with removable appliances only - completed treatment (rolling 12 month period)	2	338	0.6%	1.6%	1.4%
% of patients satisfied with the treatment they have received (rolling 12 month period)	13	14	92.9%	96.5%	95.9%

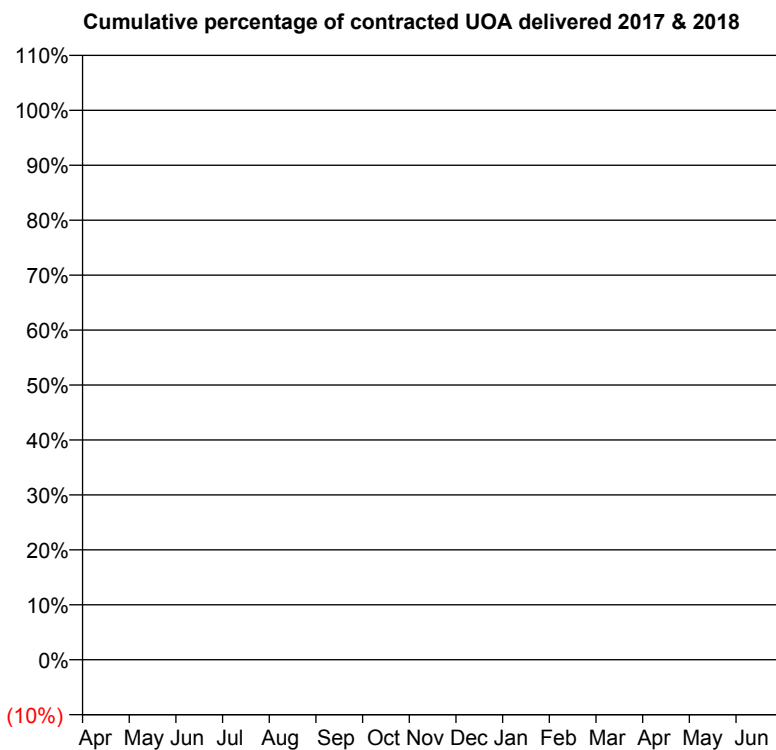
* Figures in italics indicate that the base number is less than 100.

Q55 - Vital Signs Orthodontic At a Glance Contract Report for 183830/0001 - December 2017

Name or company name	KH & GW Ltd	17/18 Contracted general activity (UDA)	27,460
Contract type name	GDS Contract	Carry forward general activity (UDA)	0
Purpose of contract	General	17/18 Contracted orthodontic activity (UOA)	0
Contract start date	01/04/2008	Carry forward orthodontic activity (UOA)	0
Contract end date		Baseline contract value	£886,981.96

ACCESS

	Contract	England and Wales
24 month ratio of assessments to patient IDs	1.00	1.09

ACTIVITY


Month	Adjusted Scheduled Activity (UOA)	
	2017	2018
April	0	0
May	0	0
June	0	0
July	0	0
August	0	1
September	0	1
October	0	1
November	0	1
December	0	1
January	0	
February	1	
March	1	
April	1	
May	22	
June	22	

QUALITY

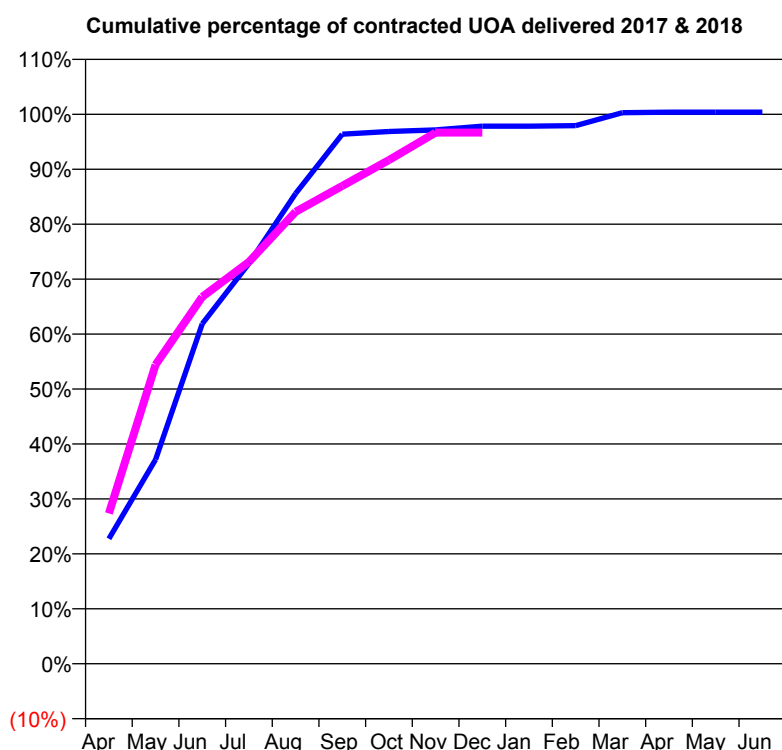
	Contract Quantity	Contract Base Number	Contract *	Region	England
% of all assessments that were assess and fit appliances (rolling 12 month period)	1	3	33.3%	57.7%	58.6%
% of all assessments that were assess and refuse (rolling 12 month period)	0	3	0.0%	11.3%	11.3%
% of all assessments that were assess and review (rolling 12 month period)	2	3	66.7%	31.0%	30.0%
% of terminated courses where treatment was abandoned or discontinued (rolling 12 month period)	0	0	N/A	8.4%	7.4%
% of completed treatments indicating that PAR score was taken (year to date)	0	0	N/A	61.0%	64.3%
Rate of removable appliances per 100 fixed appliances - proposed treatment (rolling 12 month period)	0	0	N/A	7.20	5.53
Rate of removable appliances per 100 fixed appliances - completed treatment (rolling 12 month period)	0	0	N/A	6.14	4.60
% of courses of treatment with removable appliances only - proposed treatment (rolling 12 month period)	0	1	0.0%	2.5%	1.9%
% of courses of treatment with removable appliances only - completed treatment (rolling 12 month period)	0	0	N/A	1.6%	1.4%
% of patients satisfied with the treatment they have received (rolling 12 month period)	0	1	0.0%	96.5%	95.9%

* Figures in italics indicate that the base number is less than 100.

Q55 - Vital Signs Orthodontic At a Glance Contract Report for 183830/0002 - December 2017

Name or company name	KH & GW Ltd	17/18 Contracted general activity (UDA)	0
Contract type name	GDS Contract	Carry forward general activity (UDA)	0
Purpose of contract	Orthodontic	17/18 Contracted orthodontic activity (UOA)	1,020
Contract start date	01/04/2008	Carry forward orthodontic activity (UOA)	-4
Contract end date		Baseline contract value	£69,168.33

ACCESS	Contract	England and Wales
24 month ratio of assessments to patient IDs	1.02	1.09

ACTIVITY


Month	Adjusted Scheduled Activity (UOA)	
	2017	2018
April	232	279
May	379	555
June	631	681
July	743	746
August	873	839
September	983	887
October	988	935
November	991	986
December	998	986
January	998	
February	999	
March	1,023	
April	1,024	
May	1,024	
June	1,024	

QUALITY

	Contract Quantity	Contract Base Number	Contract *	Region	England
% of all assessments that were assess and fit appliances (rolling 12 month period)	48	88	54.5%	57.7%	58.6%
% of all assessments that were assess and refuse (rolling 12 month period)	4	88	4.5%	11.3%	11.3%
% of all assessments that were assess and review (rolling 12 month period)	36	88	40.9%	31.0%	30.0%
% of terminated courses where treatment was abandoned or discontinued (rolling 12 month period)	5	46	10.9%	8.4%	7.4%
% of completed treatments indicating that PAR score was taken (year to date)	0	29	0.0%	61.0%	64.3%
Rate of removable appliances per 100 fixed appliances - proposed treatment (rolling 12 month period)	1	90	1.11	7.20	5.53
Rate of removable appliances per 100 fixed appliances - completed treatment (rolling 12 month period)	0	75	0.00	6.14	4.60
% of courses of treatment with removable appliances only - proposed treatment (rolling 12 month period)	1	48	2.1%	2.5%	1.9%
% of courses of treatment with removable appliances only - completed treatment (rolling 12 month period)	0	41	0.0%	1.6%	1.4%
% of patients satisfied with the treatment they have received (rolling 12 month period)	2	2	100.0%	96.5%	95.9%

* Figures in italics indicate that the base number is less than 100.

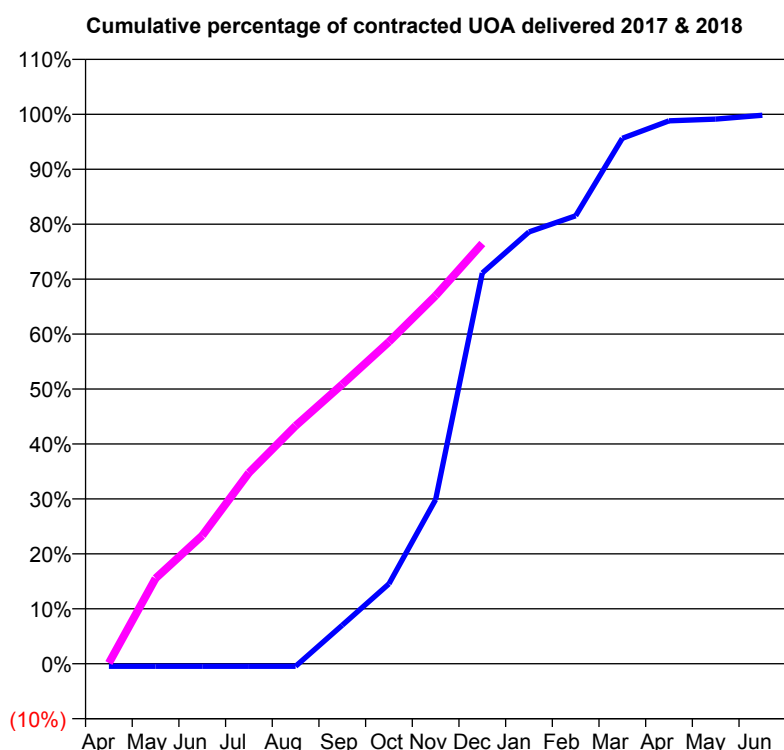
Q55 - Vital Signs Orthodontic At a Glance Contract Report for 189081/0001 - December 2017

Name or company name	Mansfield Orthodontic Practice Ltd
Contract type name	PDS Contract
Purpose of contract	Orthodontic
Contract start date	01/09/2007
Contract end date	31/03/2019

17/18 Contracted general activity (UDA)	0
Carry forward general activity (UDA)	0
17/18 Contracted orthodontic activity (UOA)	20,629
Carry forward orthodontic activity (UOA)	39
Baseline contract value	£1,416,337.54

ACCESS	Contract	England and Wales
--------	----------	-------------------

24 month ratio of assessments to patient IDs	1.12	1.09
--	------	------

ACTIVITY


Month	Adjusted Scheduled Activity (UOA)	
	2017	2018
April	-98	26
May	-98	3,208
June	-98	4,813
July	-98	7,172
August	-98	8,933
September	1,451	10,490
October	3,000	12,089
November	6,163	13,819
December	14,668	15,777
January	16,210	
February	16,820	
March	19,724	
April	20,382	
May	20,447	
June	20,590	

QUALITY	Contract Quantity	Contract Base Number	Contract *	Region	England
---------	-------------------	----------------------	------------	--------	---------

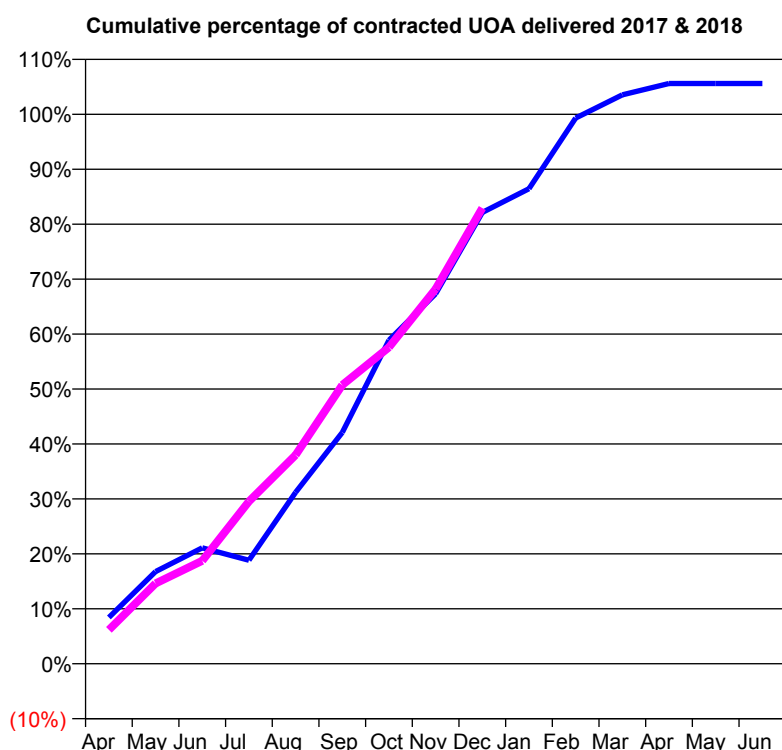
% of all assessments that were assess and fit appliances (rolling 12 month period)	1,007	1,868	53.9%	57.7%	58.6%
% of all assessments that were assess and refuse (rolling 12 month period)	146	1,868	7.8%	11.3%	11.3%
% of all assessments that were assess and review (rolling 12 month period)	715	1,868	38.3%	31.0%	30.0%
% of terminated courses where treatment was abandoned or discontinued (rolling 12 month period)	71	810	8.8%	8.4%	7.4%
% of completed treatments indicating that PAR score was taken (year to date)	278	555	50.1%	61.0%	64.3%
Rate of removable appliances per 100 fixed appliances - proposed treatment (rolling 12 month period)	265	1,931	13.72	7.20	5.53
Rate of removable appliances per 100 fixed appliances - completed treatment (rolling 12 month period)	234	1,336	17.51	6.14	4.60
% of courses of treatment with removable appliances only - proposed treatment (rolling 12 month period)	24	1,007	2.4%	2.5%	1.9%
% of courses of treatment with removable appliances only - completed treatment (rolling 12 month period)	13	739	1.8%	1.6%	1.4%
% of patients satisfied with the treatment they have received (rolling 12 month period)	40	40	100.0%	96.5%	95.9%

* Figures in italics indicate that the base number is less than 100.

Q55 - Vital Signs Orthodontic At a Glance Contract Report for 193437/0002 - December 2017

Name or company name	Risley Hill Dental	17/18 Contracted general activity (UDA)	0
Contract type name	GDS Contract	Carry forward general activity (UDA)	0
Purpose of contract	Orthodontic	17/18 Contracted orthodontic activity (UOA)	1,019
Contract start date	29/09/2015	Carry forward orthodontic activity (UOA)	-20
Contract end date		Baseline contract value	£1.01

ACCESS	Contract	England and Wales
24 month ratio of assessments to patient IDs	1.06	1.09

ACTIVITY


Month	Adjusted Scheduled Activity (UOA)	
	2017	2018
April	86	63
May	171	149
June	215	191
July	192	301
August	318	387
September	429	517
October	600	587
November	686	695
December	837	845
January	881	
February	1,012	
March	1,055	
April	1,076	
May	1,076	
June	1,076	

QUALITY	Contract Quantity	Contract Base Number	Contract *	Region	England
% of all assessments that were assess and fit appliances (rolling 12 month period)	51	87	58.6%	57.7%	58.6%
% of all assessments that were assess and refuse (rolling 12 month period)	20	87	23.0%	11.3%	11.3%
% of all assessments that were assess and review (rolling 12 month period)	16	87	18.4%	31.0%	30.0%
% of terminated courses where treatment was abandoned or discontinued (rolling 12 month period)	2	8	25.0%	8.4%	7.4%
% of completed treatments indicating that PAR score was taken (year to date)	5	6	83.3%	61.0%	64.3%
Rate of removable appliances per 100 fixed appliances - proposed treatment (rolling 12 month period)	0	94	0.00	7.20	5.53
Rate of removable appliances per 100 fixed appliances - completed treatment (rolling 12 month period)	0	12	0.00	6.14	4.60
% of courses of treatment with removable appliances only - proposed treatment (rolling 12 month period)	0	51	0.0%	2.5%	1.9%
% of courses of treatment with removable appliances only - completed treatment (rolling 12 month period)	0	6	0.0%	1.6%	1.4%
% of patients satisfied with the treatment they have received (rolling 12 month period)	2	2	100.0%	96.5%	95.9%

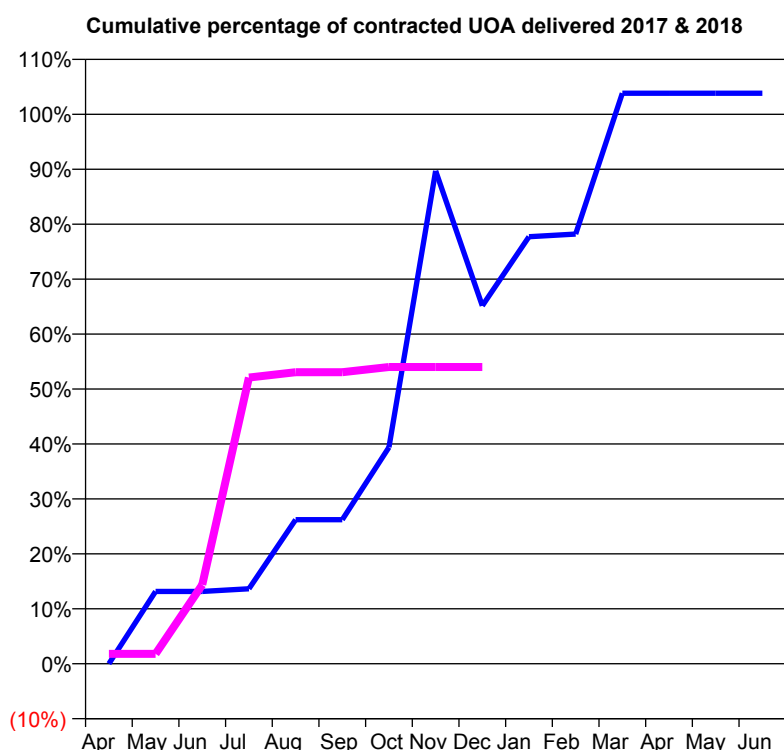
* Figures in italics indicate that the base number is less than 100.

Q55 - Vital Signs Orthodontic At a Glance Contract Report for 197572/0001 - December 2017

Name or company name	Buxton Dental Practice
Contract type name	GDS Contract
Purpose of contract	General and Orthodontic
Contract start date	08/11/2012
Contract end date	

17/18 Contracted general activity (UDA)	4,594
Carry forward general activity (UDA)	-47
17/18 Contracted orthodontic activity (UOA)	167
Carry forward orthodontic activity (UOA)	-3
Baseline contract value	£126,392.13

ACCESS	Contract	England and Wales
24 month ratio of assessments to patient IDs	1.11	1.09

ACTIVITY


Month	Adjusted Scheduled Activity (UOA)	
	2017	2018
April	0	3
May	22	3
June	22	24
July	23	87
August	44	89
September	44	89
October	66	90
November	150	90
December	109	90
January	130	
February	131	
March	173	
April	173	
May	173	
June	173	

QUALITY	Contract Quantity	Contract Base Number	Contract *	Region	England
% of all assessments that were assess and fit appliances (rolling 12 month period)	8	8	100.0%	57.7%	58.6%
% of all assessments that were assess and refuse (rolling 12 month period)	0	8	0.0%	11.3%	11.3%
% of all assessments that were assess and review (rolling 12 month period)	0	8	0.0%	31.0%	30.0%
% of terminated courses where treatment was abandoned or discontinued (rolling 12 month period)	0	0	N/A	8.4%	7.4%
% of completed treatments indicating that PAR score was taken (year to date)	0	0	N/A	61.0%	64.3%
Rate of removable appliances per 100 fixed appliances - proposed treatment (rolling 12 month period)	5	1	500.00	7.20	5.53
Rate of removable appliances per 100 fixed appliances - completed treatment (rolling 12 month period)	0	0	N/A	6.14	4.60
% of courses of treatment with removable appliances only - proposed treatment (rolling 12 month period)	5	8	62.5%	2.5%	1.9%
% of courses of treatment with removable appliances only - completed treatment (rolling 12 month period)	0	0	N/A	1.6%	1.4%
% of patients satisfied with the treatment they have received (rolling 12 month period)	0	0	N/A	96.5%	95.9%

* Figures in italics indicate that the base number is less than 100.

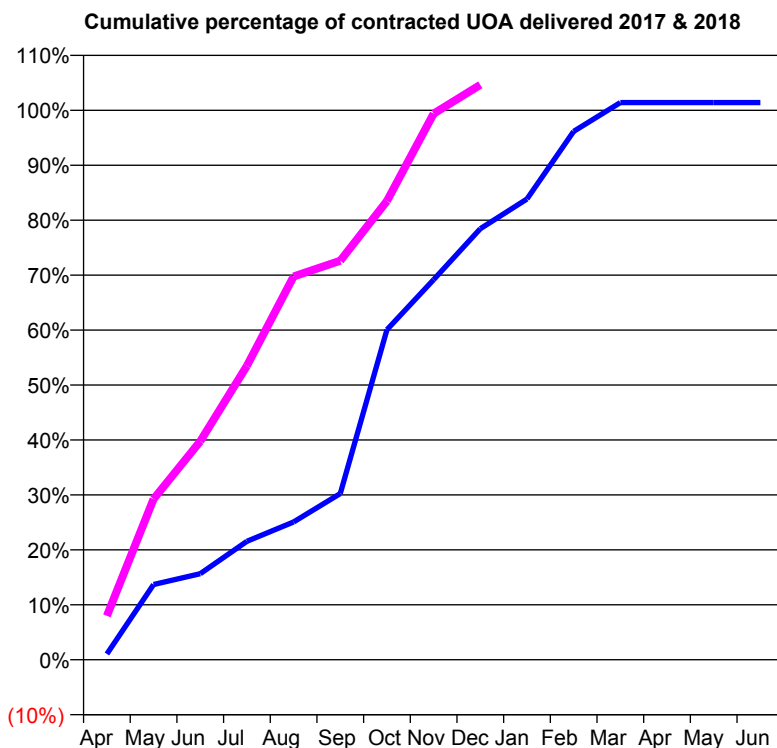
Q55 - Vital Signs Orthodontic At a Glance Contract Report for 269891/0001 - December 2017

Name or company name	Westdale Dental
Contract type name	GDS Contract
Purpose of contract	General and Orthodontic
Contract start date	01/04/2008
Contract end date	

17/18 Contracted general activity (UDA)	24,872
Carry forward general activity (UDA)	0
17/18 Contracted orthodontic activity (UOA)	800
Carry forward orthodontic activity (UOA)	0
Baseline contract value	£659,034.05

ACCESS

	Contract	England and Wales
24 month ratio of assessments to patient IDs	1.07	1.09

ACTIVITY


Month	Adjusted Scheduled Activity (UOA)	
	2017	2018
April	13	64
May	167	234
June	191	318
July	263	428
August	306	558
September	369	581
October	733	668
November	844	795
December	957	837
January	1,023	
February	1,173	
March	1,237	
April	1,237	
May	1,237	
June	1,237	

QUALITY

	Contract Quantity	Contract Base Number	Contract *	Region	England
% of all assessments that were assess and fit appliances (rolling 12 month period)	52	78	66.7%	57.7%	58.6%
% of all assessments that were assess and refuse (rolling 12 month period)	3	78	3.8%	11.3%	11.3%
% of all assessments that were assess and review (rolling 12 month period)	23	78	29.5%	31.0%	30.0%
% of terminated courses where treatment was abandoned or discontinued (rolling 12 month period)	3	45	6.7%	8.4%	7.4%
% of completed treatments indicating that PAR score was taken (year to date)	32	33	97.0%	61.0%	64.3%
Rate of removable appliances per 100 fixed appliances - proposed treatment (rolling 12 month period)	0	102	0.00	7.20	5.53
Rate of removable appliances per 100 fixed appliances - completed treatment (rolling 12 month period)	2	82	2.44	6.14	4.60
% of courses of treatment with removable appliances only - proposed treatment (rolling 12 month period)	0	52	0.0%	2.5%	1.9%
% of courses of treatment with removable appliances only - completed treatment (rolling 12 month period)	1	42	2.4%	1.6%	1.4%
% of patients satisfied with the treatment they have received (rolling 12 month period)	2	2	100.0%	96.5%	95.9%

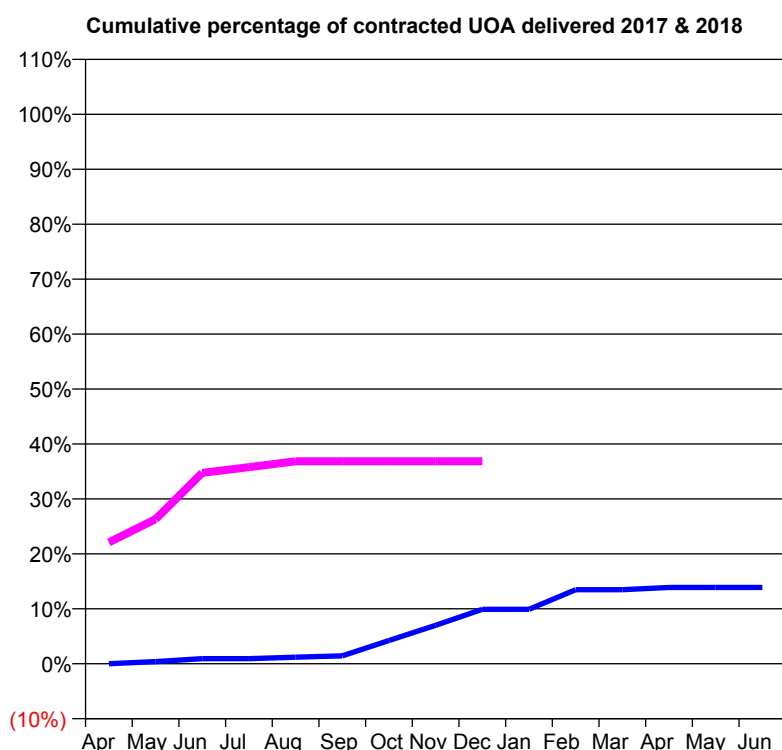
* Figures in italics indicate that the base number is less than 100.

Q55 - Vital Signs Orthodontic At a Glance Contract Report for 305146/0001 - December 2017

Name or company name	MR C DOODY
Contract type name	PDS Contract
Purpose of contract	Orthodontic
Contract start date	01/04/2006
Contract end date	30/06/2017

17/18 Contracted general activity (UDA)	0
Carry forward general activity (UDA)	0
17/18 Contracted orthodontic activity (UOA)	95
Carry forward orthodontic activity (UOA)	0
Baseline contract value	£5,972.77

ACCESS	Contract	England and Wales
24 month ratio of assessments to patient IDs	1.13	1.09

ACTIVITY


Month	Adjusted Scheduled Activity (UOA)	
	2017	2018
April	0	21
May	3	25
June	7	33
July	7	34
August	9	35
September	11	35
October	32	35
November	53	35
December	75	35
January	75	
February	102	
March	102	
April	105	
May	105	
June	105	

QUALITY	Contract Quantity	Contract Base Number	Contract *	Region	England
% of all assessments that were assess and fit appliances (rolling 12 month period)	3	23	13.0%	57.7%	58.6%
% of all assessments that were assess and refuse (rolling 12 month period)	0	23	0.0%	11.3%	11.3%
% of all assessments that were assess and review (rolling 12 month period)	20	23	87.0%	31.0%	30.0%
% of terminated courses where treatment was abandoned or discontinued (rolling 12 month period)	6	9	66.7%	8.4%	7.4%
% of completed treatments indicating that PAR score was taken (year to date)	0	3	0.0%	61.0%	64.3%
Rate of removable appliances per 100 fixed appliances - proposed treatment (rolling 12 month period)	1	4	25.00	7.20	5.53
Rate of removable appliances per 100 fixed appliances - completed treatment (rolling 12 month period)	0	0	N/A	6.14	4.60
% of courses of treatment with removable appliances only - proposed treatment (rolling 12 month period)	1	3	33.3%	2.5%	1.9%
% of courses of treatment with removable appliances only - completed treatment (rolling 12 month period)	0	3	0.0%	1.6%	1.4%
% of patients satisfied with the treatment they have received (rolling 12 month period)	0	0	N/A	96.5%	95.9%

* Figures in italics indicate that the base number is less than 100.

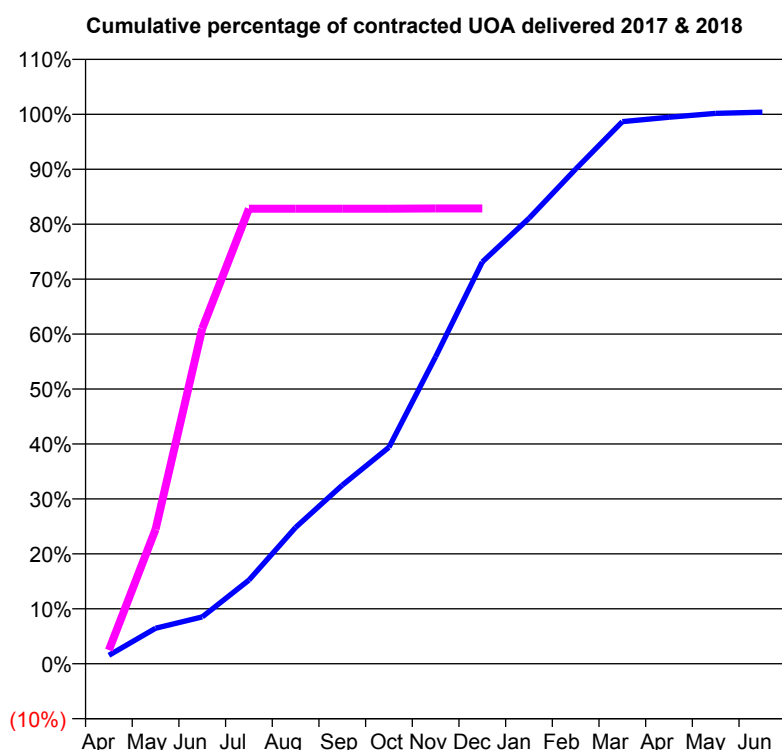
Q55 - Vital Signs Orthodontic At a Glance Contract Report for 319171/0001 - December 2017

Name or company name	MR PJ DOUGLAS
Contract type name	GDS Contract
Purpose of contract	General and Orthodontic
Contract start date	01/04/2006
Contract end date	30/06/2017

17/18 Contracted general activity (UDA)	161
Carry forward general activity (UDA)	0
17/18 Contracted orthodontic activity (UOA)	1,856
Carry forward orthodontic activity (UOA)	0
Baseline contract value	£122,896.26

ACCESS	Contract	England and Wales
--------	----------	-------------------

24 month ratio of assessments to patient IDs	1.27	1.09
--	------	------

ACTIVITY


Month	Adjusted Scheduled Activity (UOA)	
	2017	2018
April	139	46
May	585	454
June	772	1,132
July	1,376	1,537
August	2,243	1,537
September	2,939	1,537
October	3,561	1,537
November	5,051	1,538
December	6,610	1,538
January	7,328	
February	8,137	
March	8,919	
April	8,991	
May	9,054	
June	9,075	

QUALITY	Contract Quantity	Contract Base Number	Contract *	Region	England
---------	-------------------	----------------------	------------	--------	---------

% of all assessments that were assess and fit appliances (rolling 12 month period)	177	603	29.4%	57.7%	58.6%
% of all assessments that were assess and refuse (rolling 12 month period)	48	603	8.0%	11.3%	11.3%
% of all assessments that were assess and review (rolling 12 month period)	378	603	62.7%	31.0%	30.0%
% of terminated courses where treatment was abandoned or discontinued (rolling 12 month period)	21	302	7.0%	8.4%	7.4%
% of completed treatments indicating that PAR score was taken (year to date)	78	183	42.6%	61.0%	64.3%
Rate of removable appliances per 100 fixed appliances - proposed treatment (rolling 12 month period)	13	257	5.06	7.20	5.53
Rate of removable appliances per 100 fixed appliances - completed treatment (rolling 12 month period)	2	82	2.44	6.14	4.60
% of courses of treatment with removable appliances only - proposed treatment (rolling 12 month period)	11	177	6.2%	2.5%	1.9%
% of courses of treatment with removable appliances only - completed treatment (rolling 12 month period)	2	281	0.7%	1.6%	1.4%
% of patients satisfied with the treatment they have received (rolling 12 month period)	4	4	100.0%	96.5%	95.9%

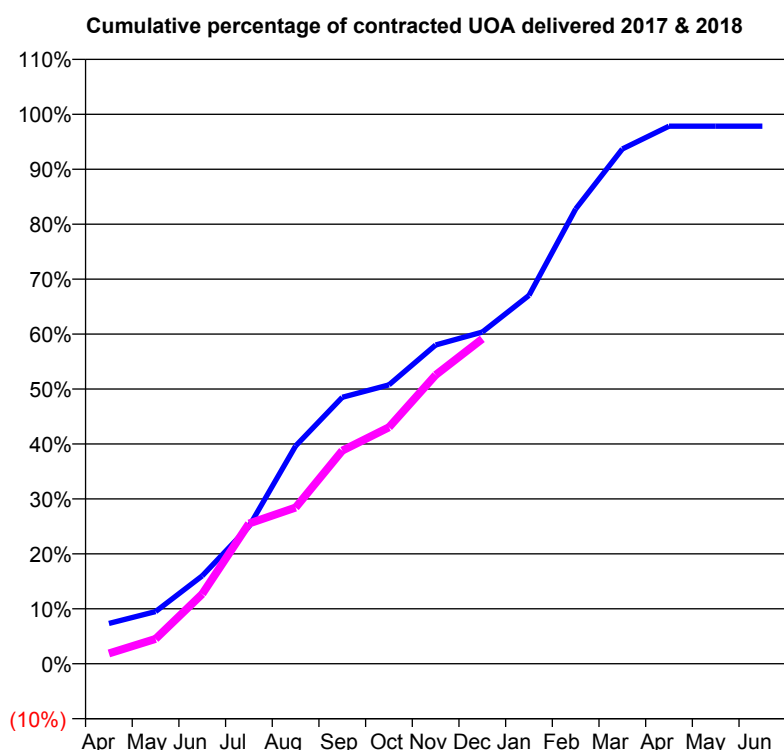
* Figures in italics indicate that the base number is less than 100.

Q55 - Vital Signs Orthodontic At a Glance Contract Report for 331864/0001 - December 2017

Name or company name	MISS L KO
Contract type name	GDS Contract
Purpose of contract	General and Orthodontic
Contract start date	01/04/2006
Contract end date	

17/18 Contracted general activity (UDA)	28,035
Carry forward general activity (UDA)	-263
17/18 Contracted orthodontic activity (UOA)	1,062
Carry forward orthodontic activity (UOA)	23
Baseline contract value	£723,047.03

ACCESS	Contract	England and Wales
24 month ratio of assessments to patient IDs	1.38	1.09

ACTIVITY


Month	Adjusted Scheduled Activity (UOA)	
	2017	2018
April	78	20
May	101	48
June	170	135
July	265	271
August	421	302
September	515	412
October	539	457
November	616	558
December	641	628
January	712	
February	879	
March	995	
April	1,039	
May	1,039	
June	1,039	

QUALITY	Contract Quantity	Contract Base Number	Contract *	Region	England
% of all assessments that were assess and fit appliances (rolling 12 month period)	45	149	30.2%	57.7%	58.6%
% of all assessments that were assess and refuse (rolling 12 month period)	11	149	7.4%	11.3%	11.3%
% of all assessments that were assess and review (rolling 12 month period)	93	149	62.4%	31.0%	30.0%
% of terminated courses where treatment was abandoned or discontinued (rolling 12 month period)	3	39	7.7%	8.4%	7.4%
% of completed treatments indicating that PAR score was taken (year to date)	25	28	89.3%	61.0%	64.3%
Rate of removable appliances per 100 fixed appliances - proposed treatment (rolling 12 month period)	0	49	0.00	7.20	5.53
Rate of removable appliances per 100 fixed appliances - completed treatment (rolling 12 month period)	0	26	0.00	6.14	4.60
% of courses of treatment with removable appliances only - proposed treatment (rolling 12 month period)	0	45	0.0%	2.5%	1.9%
% of courses of treatment with removable appliances only - completed treatment (rolling 12 month period)	0	36	0.0%	1.6%	1.4%
% of patients satisfied with the treatment they have received (rolling 12 month period)	1	1	100.0%	96.5%	95.9%

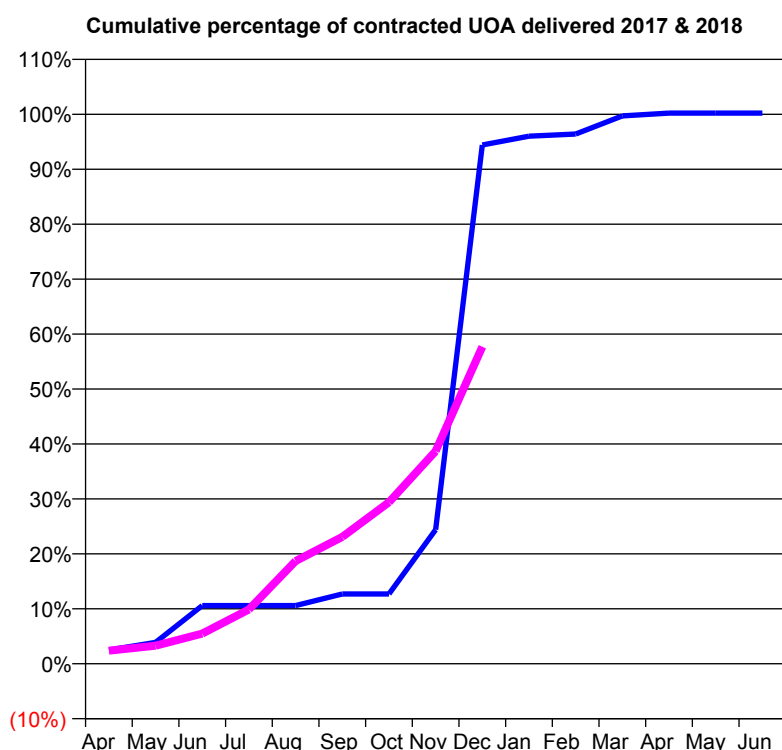
* Figures in italics indicate that the base number is less than 100.

Q55 - Vital Signs Orthodontic At a Glance Contract Report for 361054/0001 - December 2017

Name or company name	MISS CL WILLIAMS
Contract type name	PDS Contract
Purpose of contract	Orthodontic
Contract start date	01/04/2012
Contract end date	31/03/2019

17/18 Contracted general activity (UDA)	0
Carry forward general activity (UDA)	0
17/18 Contracted orthodontic activity (UOA)	1,000
Carry forward orthodontic activity (UOA)	-2
Baseline contract value	£57,476.04

ACCESS	Contract	England and Wales
24 month ratio of assessments to patient IDs	1.18	1.09

ACTIVITY


Month	Adjusted Scheduled Activity (UOA)	
	2017	2018
April	25	24
May	39	33
June	106	55
July	106	99
August	106	187
September	127	231
October	127	294
November	244	387
December	944	577
January	960	
February	964	
March	997	
April	1,002	
May	1,002	
June	1,002	

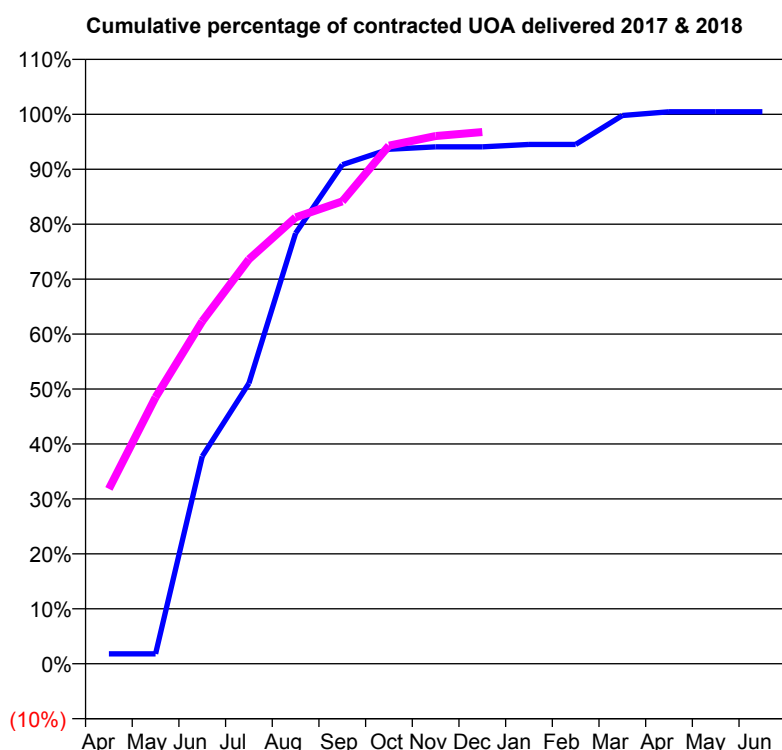
QUALITY	Contract Quantity	Contract Base Number	Contract *	Region	England
% of all assessments that were assess and fit appliances (rolling 12 month period)	28	95	29.5%	57.7%	58.6%
% of all assessments that were assess and refuse (rolling 12 month period)	11	95	11.6%	11.3%	11.3%
% of all assessments that were assess and review (rolling 12 month period)	56	95	58.9%	31.0%	30.0%
% of terminated courses where treatment was abandoned or discontinued (rolling 12 month period)	7	46	15.2%	8.4%	7.4%
% of completed treatments indicating that PAR score was taken (year to date)	30	32	93.8%	61.0%	64.3%
Rate of removable appliances per 100 fixed appliances - proposed treatment (rolling 12 month period)	7	8	87.50	7.20	5.53
Rate of removable appliances per 100 fixed appliances - completed treatment (rolling 12 month period)	4	34	11.76	6.14	4.60
% of courses of treatment with removable appliances only - proposed treatment (rolling 12 month period)	7	28	25.0%	2.5%	1.9%
% of courses of treatment with removable appliances only - completed treatment (rolling 12 month period)	1	39	2.6%	1.6%	1.4%
% of patients satisfied with the treatment they have received (rolling 12 month period)	1	1	100.0%	96.5%	95.9%

* Figures in italics indicate that the base number is less than 100.

Q55 - Vital Signs Orthodontic At a Glance Contract Report for 638900/0001 - December 2017

Name or company name	MR RM SKEGGS	17/18 Contracted general activity (UDA)	0
Contract type name	PDS Contract	Carry forward general activity (UDA)	0
Purpose of contract	Orthodontic	17/18 Contracted orthodontic activity (UOA)	8,746
Contract start date	06/10/2007	Carry forward orthodontic activity (UOA)	-44
Contract end date	31/03/2019	Baseline contract value	£588,385.12

ACCESS	Contract	England and Wales
24 month ratio of assessments to patient IDs	1.02	1.09

ACTIVITY


Month	Adjusted Scheduled Activity (UOA)	
	2017	2018
April	175	2,784
May	175	4,242
June	3,667	5,451
July	4,959	6,438
August	7,609	7,105
September	8,821	7,359
October	9,094	8,247
November	9,137	8,399
December	9,137	8,462
January	9,179	
February	9,179	
March	9,691	
April	9,756	
May	9,756	
June	9,756	

QUALITY

	Contract Quantity	Contract Base Number	Contract *	Region	England
% of all assessments that were assess and fit appliances (rolling 12 month period)	425	616	69.0%	57.7%	58.6%
% of all assessments that were assess and refuse (rolling 12 month period)	102	616	16.6%	11.3%	11.3%
% of all assessments that were assess and review (rolling 12 month period)	89	616	14.4%	31.0%	30.0%
% of terminated courses where treatment was abandoned or discontinued (rolling 12 month period)	100	409	24.4%	8.4%	7.4%
% of completed treatments indicating that PAR score was taken (year to date)	243	252	96.4%	61.0%	64.3%
Rate of removable appliances per 100 fixed appliances - proposed treatment (rolling 12 month period)	20	831	2.41	7.20	5.53
Rate of removable appliances per 100 fixed appliances - completed treatment (rolling 12 month period)	7	604	1.16	6.14	4.60
% of courses of treatment with removable appliances only - proposed treatment (rolling 12 month period)	5	425	1.2%	2.5%	1.9%
% of courses of treatment with removable appliances only - completed treatment (rolling 12 month period)	3	309	1.0%	1.6%	1.4%
% of patients satisfied with the treatment they have received (rolling 12 month period)	9	11	81.8%	96.5%	95.9%

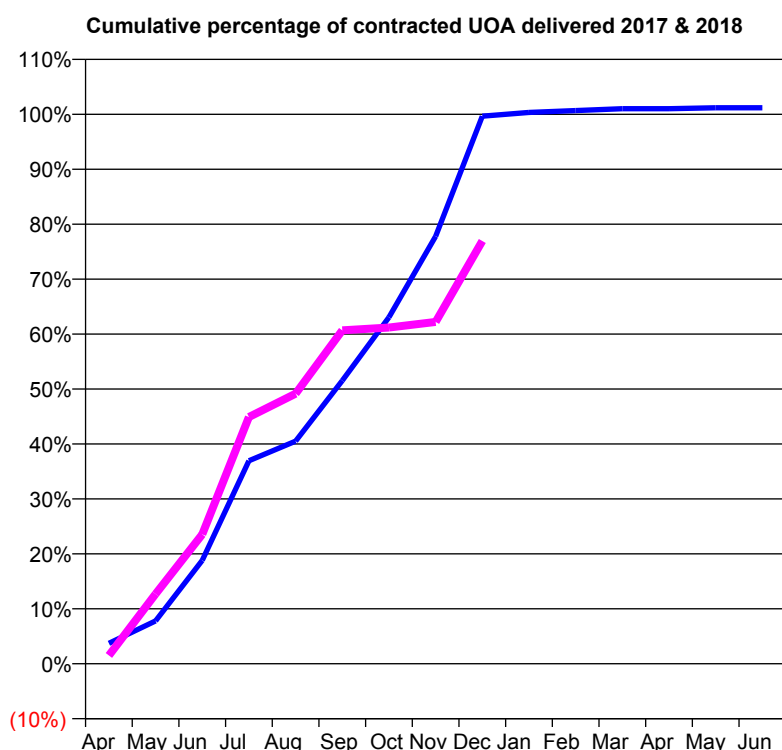
* Figures in italics indicate that the base number is less than 100.

Q55 - Vital Signs Orthodontic At a Glance Contract Report for 653861/0001 - December 2017

Name or company name	MR AF CHALMERS
Contract type name	GDS Contract
Purpose of contract	General and Orthodontic
Contract start date	01/04/2006
Contract end date	

17/18 Contracted general activity (UDA)	15,500
Carry forward general activity (UDA)	482
17/18 Contracted orthodontic activity (UOA)	590
Carry forward orthodontic activity (UOA)	-7
Baseline contract value	£460,661.75

ACCESS	Contract	England and Wales
24 month ratio of assessments to patient IDs	1.16	1.09

ACTIVITY


Month	Adjusted Scheduled Activity (UOA)	
	2017	2018
April	22	9
May	46	75
June	111	139
July	218	265
August	239	290
September	304	358
October	372	361
November	459	367
December	588	454
January	592	
February	594	
March	596	
April	596	
May	597	
June	597	

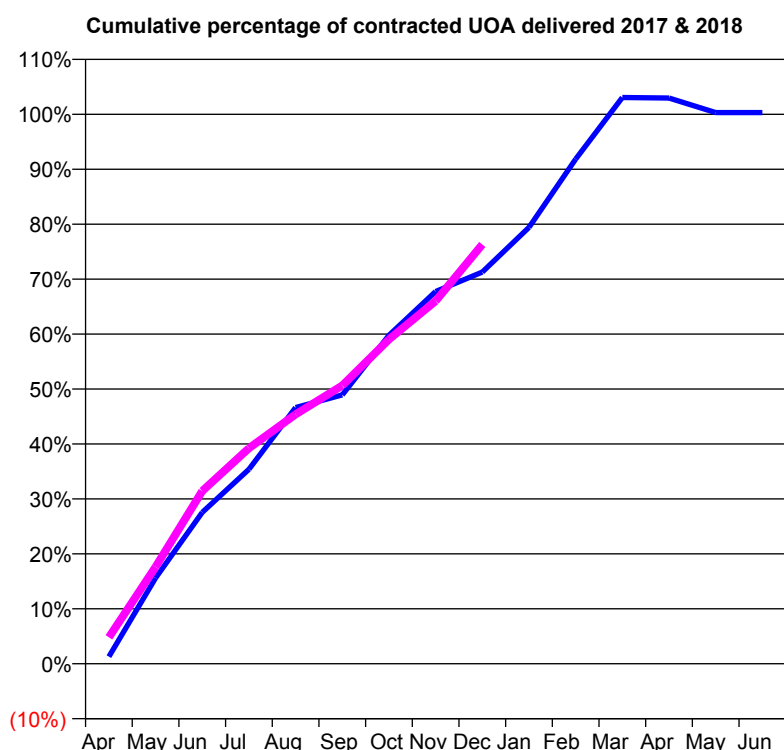
QUALITY	Contract Quantity	Contract Base Number	Contract *	Region	England
% of all assessments that were assess and fit appliances (rolling 12 month period)	20	57	35.1%	57.7%	58.6%
% of all assessments that were assess and refuse (rolling 12 month period)	10	57	17.5%	11.3%	11.3%
% of all assessments that were assess and review (rolling 12 month period)	27	57	47.4%	31.0%	30.0%
% of terminated courses where treatment was abandoned or discontinued (rolling 12 month period)	2	28	7.1%	8.4%	7.4%
% of completed treatments indicating that PAR score was taken (year to date)	13	14	92.9%	61.0%	64.3%
Rate of removable appliances per 100 fixed appliances - proposed treatment (rolling 12 month period)	0	0	N/A	7.20	5.53
Rate of removable appliances per 100 fixed appliances - completed treatment (rolling 12 month period)	0	0	N/A	6.14	4.60
% of courses of treatment with removable appliances only - proposed treatment (rolling 12 month period)	0	20	0.0%	2.5%	1.9%
% of courses of treatment with removable appliances only - completed treatment (rolling 12 month period)	0	26	0.0%	1.6%	1.4%
% of patients satisfied with the treatment they have received (rolling 12 month period)	1	1	100.0%	96.5%	95.9%

* Figures in italics indicate that the base number is less than 100.

Q55 - Vital Signs Orthodontic At a Glance Contract Report for 657247/0001 - December 2017

Name or company name	MR RV PATEL	17/18 Contracted general activity (UDA)	0
Contract type name	PDS Contract	Carry forward general activity (UDA)	0
Purpose of contract	Orthodontic	17/18 Contracted orthodontic activity (UOA)	6,920
Contract start date	01/04/2006	Carry forward orthodontic activity (UOA)	-28
Contract end date	31/03/2019	Baseline contract value	£429,878.84

ACCESS	Contract	England and Wales
24 month ratio of assessments to patient IDs	1.09	1.09

ACTIVITY


Month	Adjusted Scheduled Activity (UOA)	
	2017	2018
April	117	333
May	1,396	1,220
June	2,462	2,176
July	3,162	2,715
August	4,167	3,141
September	4,373	3,504
October	5,343	4,085
November	6,054	4,569
December	6,371	5,281
January	7,096	
February	8,207	
March	9,209	
April	9,199	
May	8,964	
June	8,964	

QUALITY	Contract Quantity	Contract Base Number	Contract *	Region	England
% of all assessments that were assess and fit appliances (rolling 12 month period)	368	881	41.8%	57.7%	58.6%
% of all assessments that were assess and refuse (rolling 12 month period)	46	881	5.2%	11.3%	11.3%
% of all assessments that were assess and review (rolling 12 month period)	467	881	53.0%	31.0%	30.0%
% of terminated courses where treatment was abandoned or discontinued (rolling 12 month period)	11	454	2.4%	8.4%	7.4%
% of completed treatments indicating that PAR score was taken (year to date)	64	246	26.0%	61.0%	64.3%
Rate of removable appliances per 100 fixed appliances - proposed treatment (rolling 12 month period)	10	713	1.40	7.20	5.53
Rate of removable appliances per 100 fixed appliances - completed treatment (rolling 12 month period)	2	875	0.23	6.14	4.60
% of courses of treatment with removable appliances only - proposed treatment (rolling 12 month period)	7	368	1.9%	2.5%	1.9%
% of courses of treatment with removable appliances only - completed treatment (rolling 12 month period)	2	443	0.5%	1.6%	1.4%
% of patients satisfied with the treatment they have received (rolling 12 month period)	6	6	100.0%	96.5%	95.9%

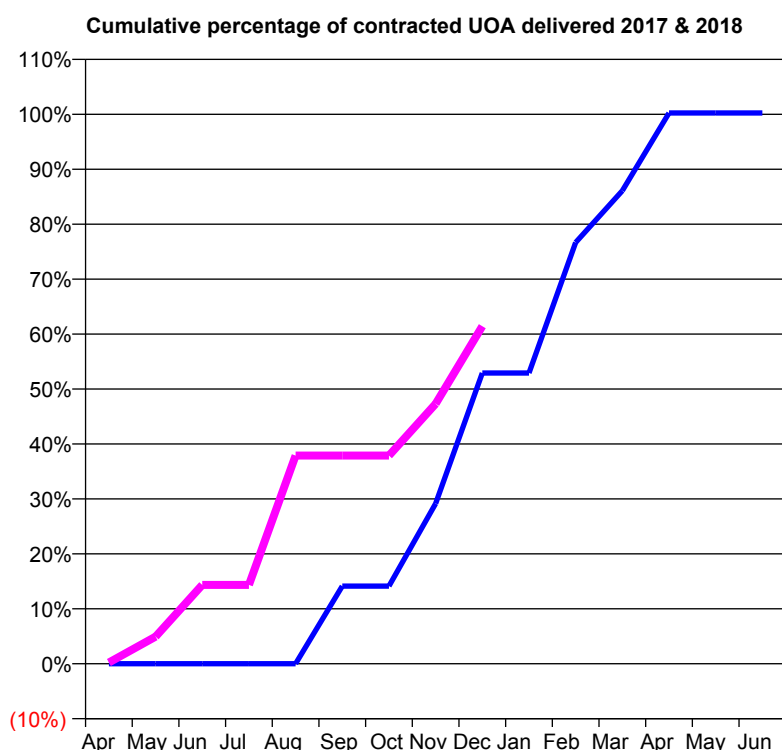
* Figures in italics indicate that the base number is less than 100.

Q55 - Vital Signs Orthodontic At a Glance Contract Report for 729388/0001 - December 2017

Name or company name	MR JP WARD
Contract type name	GDS Contract
Purpose of contract	General and Orthodontic
Contract start date	01/04/2006
Contract end date	

17/18 Contracted general activity (UDA)	1,628
Carry forward general activity (UDA)	43
17/18 Contracted orthodontic activity (UOA)	446
Carry forward orthodontic activity (UOA)	-1
Baseline contract value	£72,602.71

ACCESS	Contract	England and Wales
24 month ratio of assessments to patient IDs	1.00	1.09

ACTIVITY


Month	Adjusted Scheduled Activity (UOA)	
	2017	2018
April	0	1
May	0	22
June	0	64
July	0	64
August	0	169
September	63	169
October	63	169
November	130	211
December	236	274
January	236	
February	342	
March	384	
April	447	
May	447	
June	447	

QUALITY	Contract Quantity	Contract Base Number	Contract *	Region	England
% of all assessments that were assess and fit appliances (rolling 12 month period)	23	24	95.8%	57.7%	58.6%
% of all assessments that were assess and refuse (rolling 12 month period)	0	24	0.0%	11.3%	11.3%
% of all assessments that were assess and review (rolling 12 month period)	1	24	4.2%	31.0%	30.0%
% of terminated courses where treatment was abandoned or discontinued (rolling 12 month period)	0	9	0.0%	8.4%	7.4%
% of completed treatments indicating that PAR score was taken (year to date)	9	9	100.0%	61.0%	64.3%
Rate of removable appliances per 100 fixed appliances - proposed treatment (rolling 12 month period)	3	46	6.52	7.20	5.53
Rate of removable appliances per 100 fixed appliances - completed treatment (rolling 12 month period)	1	18	5.56	6.14	4.60
% of courses of treatment with removable appliances only - proposed treatment (rolling 12 month period)	0	23	0.0%	2.5%	1.9%
% of courses of treatment with removable appliances only - completed treatment (rolling 12 month period)	0	9	0.0%	1.6%	1.4%
% of patients satisfied with the treatment they have received (rolling 12 month period)	0	0	N/A	96.5%	95.9%

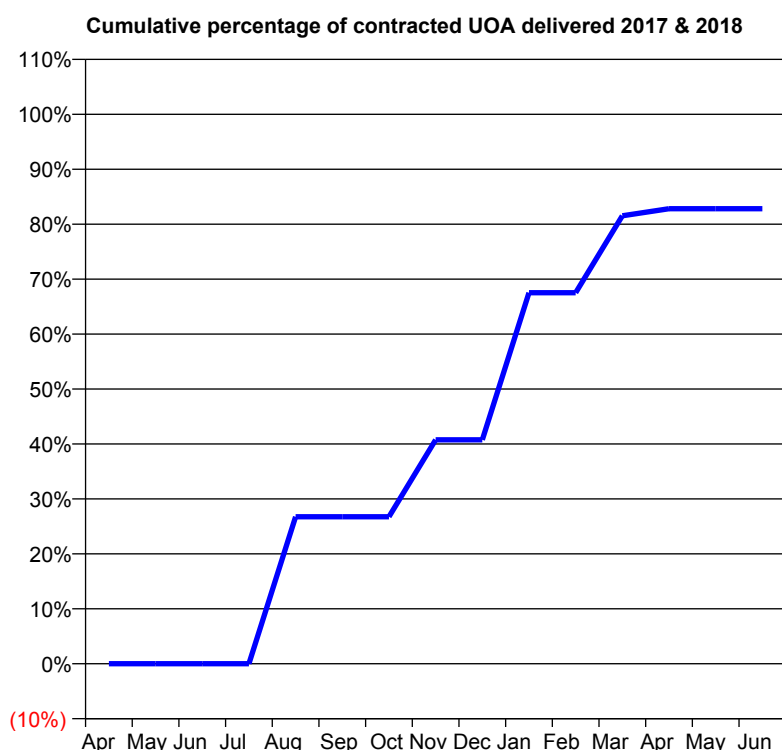
* Figures in italics indicate that the base number is less than 100.

Q55 - Vital Signs Orthodontic At a Glance Contract Report for 741620/0001 - December 2017

Name or company name	MR NC ROSENBAUM
Contract type name	PDS Contract
Purpose of contract	Orthodontic
Contract start date	01/04/2006
Contract end date	31/03/2018

17/18 Contracted general activity (UDA)	0
Carry forward general activity (UDA)	0
17/18 Contracted orthodontic activity (UOA)	0
Carry forward orthodontic activity (UOA)	0
Baseline contract value	£1.01

ACCESS	Contract	England and Wales
24 month ratio of assessments to patient IDs	1.00	1.09

ACTIVITY


Month	Adjusted Scheduled Activity (UOA)	
	2017	2018
April	0	0
May	0	0
June	0	0
July	0	1
August	42	1
September	42	1
October	42	1
November	64	1
December	64	1
January	106	
February	106	
March	128	
April	130	
May	130	
June	130	

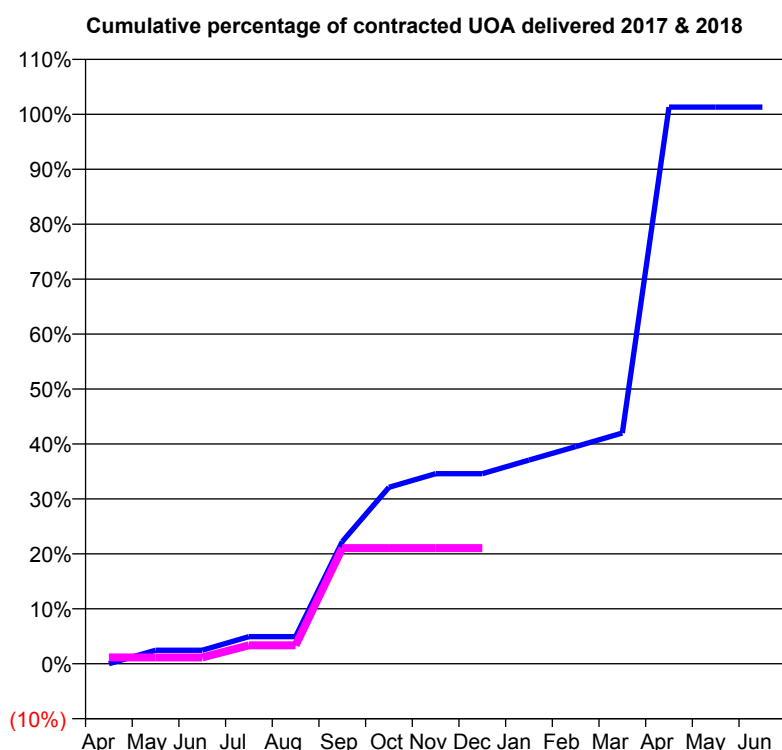
QUALITY	Contract Quantity	Contract Base Number	Contract *	Region	England
% of all assessments that were assess and fit appliances (rolling 12 month period)	3	7	42.9%	57.7%	58.6%
% of all assessments that were assess and refuse (rolling 12 month period)	1	7	14.3%	11.3%	11.3%
% of all assessments that were assess and review (rolling 12 month period)	3	7	42.9%	31.0%	30.0%
% of terminated courses where treatment was abandoned or discontinued (rolling 12 month period)	2	15	13.3%	8.4%	7.4%
% of completed treatments indicating that PAR score was taken (year to date)	6	6	100.0%	61.0%	64.3%
Rate of removable appliances per 100 fixed appliances - proposed treatment (rolling 12 month period)	0	6	0.00	7.20	5.53
Rate of removable appliances per 100 fixed appliances - completed treatment (rolling 12 month period)	0	0	N/A	6.14	4.60
% of courses of treatment with removable appliances only - proposed treatment (rolling 12 month period)	0	3	0.0%	2.5%	1.9%
% of courses of treatment with removable appliances only - completed treatment (rolling 12 month period)	0	13	0.0%	1.6%	1.4%
% of patients satisfied with the treatment they have received (rolling 12 month period)	0	0	N/A	96.5%	95.9%

* Figures in italics indicate that the base number is less than 100.

Q55 - Vital Signs Orthodontic At a Glance Contract Report for 746436/0002 - December 2017

Name or company name	MR MN BURTON	17/18 Contracted general activity (UDA)	0
Contract type name	GDS Contract	Carry forward general activity (UDA)	0
Purpose of contract	Orthodontic	17/18 Contracted orthodontic activity (UOA)	950
Contract start date	01/04/2006	Carry forward orthodontic activity (UOA)	-11
Contract end date		Baseline contract value	£62,309.42

ACCESS	Contract	England and Wales
24 month ratio of assessments to patient IDs	1.00	1.09

ACTIVITY


Month	Adjusted Scheduled Activity (UOA)	
	2017	2018
April	0	11
May	21	11
June	21	11
July	42	32
August	42	32
September	189	200
October	273	200
November	294	200
December	294	200
January	315	
February	336	
March	357	
April	861	
May	861	
June	861	

QUALITY

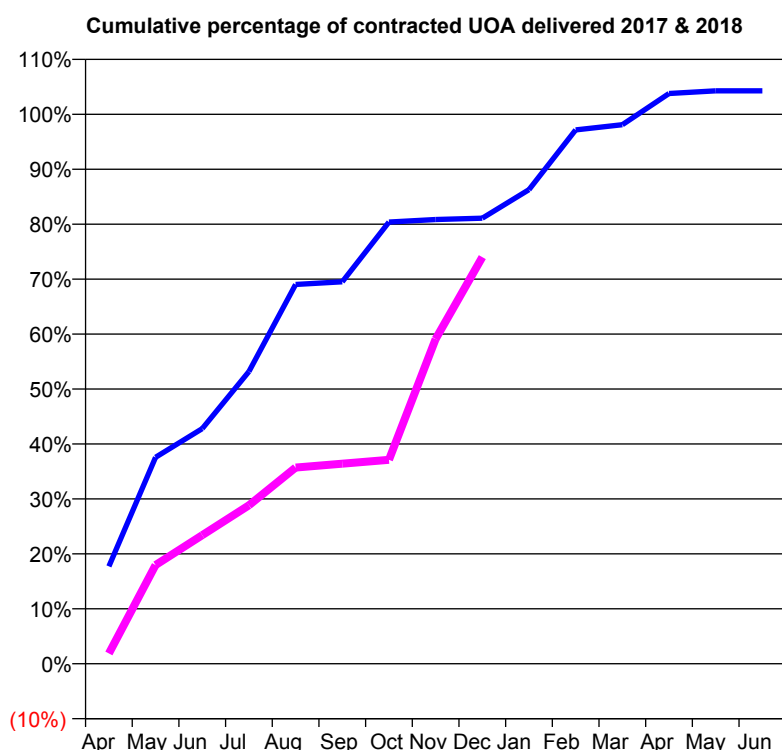
	Contract Quantity	Contract Base Number	Contract *	Region	England
% of all assessments that were assess and fit appliances (rolling 12 month period)	36	36	100.0%	57.7%	58.6%
% of all assessments that were assess and refuse (rolling 12 month period)	0	36	0.0%	11.3%	11.3%
% of all assessments that were assess and review (rolling 12 month period)	0	36	0.0%	31.0%	30.0%
% of terminated courses where treatment was abandoned or discontinued (rolling 12 month period)	0	12	0.0%	8.4%	7.4%
% of completed treatments indicating that PAR score was taken (year to date)	0	7	0.0%	61.0%	64.3%
Rate of removable appliances per 100 fixed appliances - proposed treatment (rolling 12 month period)	2	68	2.94	7.20	5.53
Rate of removable appliances per 100 fixed appliances - completed treatment (rolling 12 month period)	0	21	0.00	6.14	4.60
% of courses of treatment with removable appliances only - proposed treatment (rolling 12 month period)	0	36	0.0%	2.5%	1.9%
% of courses of treatment with removable appliances only - completed treatment (rolling 12 month period)	0	12	0.0%	1.6%	1.4%
% of patients satisfied with the treatment they have received (rolling 12 month period)	3	3	100.0%	96.5%	95.9%

* Figures in italics indicate that the base number is less than 100.

Q55 - Vital Signs Orthodontic At a Glance Contract Report for 813842/0002 - December 2017

Name or company name	MR DA DUNNING	17/18 Contracted general activity (UDA)	2,012
Contract type name	GDS Contract	Carry forward general activity (UDA)	26
Purpose of contract	General and Orthodontic	17/18 Contracted orthodontic activity (UOA)	423
Contract start date	01/04/2006	Carry forward orthodontic activity (UOA)	-8
Contract end date		Baseline contract value	£72,036.75

ACCESS	Contract	England and Wales
24 month ratio of assessments to patient IDs	1.29	1.09

ACTIVITY


Month	Adjusted Scheduled Activity (UOA)	
	2017	2018
April	75	8
May	159	76
June	181	99
July	225	122
August	292	151
September	294	154
October	340	157
November	342	250
December	343	313
January	365	
February	411	
March	415	
April	439	
May	441	
June	441	

QUALITY	Contract Quantity	Contract Base Number	Contract *	Region	England
% of all assessments that were assess and fit appliances (rolling 12 month period)	17	64	26.6%	57.7%	58.6%
% of all assessments that were assess and refuse (rolling 12 month period)	0	64	0.0%	11.3%	11.3%
% of all assessments that were assess and review (rolling 12 month period)	47	64	73.4%	31.0%	30.0%
% of terminated courses where treatment was abandoned or discontinued (rolling 12 month period)	1	11	9.1%	8.4%	7.4%
% of completed treatments indicating that PAR score was taken (year to date)	6	6	100.0%	61.0%	64.3%
Rate of removable appliances per 100 fixed appliances - proposed treatment (rolling 12 month period)	0	31	0.00	7.20	5.53
Rate of removable appliances per 100 fixed appliances - completed treatment (rolling 12 month period)	0	14	0.00	6.14	4.60
% of courses of treatment with removable appliances only - proposed treatment (rolling 12 month period)	0	17	0.0%	2.5%	1.9%
% of courses of treatment with removable appliances only - completed treatment (rolling 12 month period)	0	10	0.0%	1.6%	1.4%
% of patients satisfied with the treatment they have received (rolling 12 month period)	0	0	N/A	96.5%	95.9%

* Figures in italics indicate that the base number is less than 100.

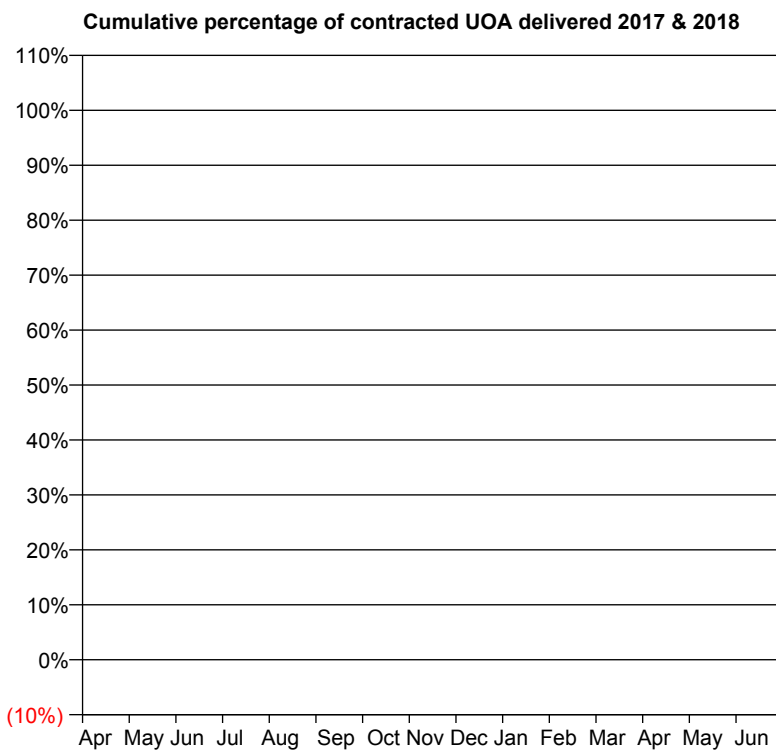
Q55 - Vital Signs Orthodontic At a Glance Contract Report for 825050/0001 - December 2017

Name or company name	MR LS MASTERSON
Contract type name	GDS Contract
Purpose of contract	General
Contract start date	01/04/2006
Contract end date	

17/18 Contracted general activity (UDA)	18,209
Carry forward general activity (UDA)	0
17/18 Contracted orthodontic activity (UOA)	0
Carry forward orthodontic activity (UOA)	0
Baseline contract value	£435,858.17

ACCESS

	Contract	England and Wales
24 month ratio of assessments to patient IDs	1.00	1.09

ACTIVITY


Adjusted Scheduled Activity (UOA)		
Month	2017	2018
April	0	0
May	0	1
June	0	1
July	0	1
August	0	1
September	0	1
October	0	1
November	0	1
December	0	22
January	0	
February	0	
March	0	
April	0	
May	0	
June	0	

QUALITY

	Contract Quantity	Contract Base Number	Contract *	Region	England
% of all assessments that were assess and fit appliances (rolling 12 month period)	1	2	50.0%	57.7%	58.6%
% of all assessments that were assess and refuse (rolling 12 month period)	0	2	0.0%	11.3%	11.3%
% of all assessments that were assess and review (rolling 12 month period)	1	2	50.0%	31.0%	30.0%
% of terminated courses where treatment was abandoned or discontinued (rolling 12 month period)	0	0	N/A	8.4%	7.4%
% of completed treatments indicating that PAR score was taken (year to date)	0	0	N/A	61.0%	64.3%
Rate of removable appliances per 100 fixed appliances - proposed treatment (rolling 12 month period)	0	2	0.00	7.20	5.53
Rate of removable appliances per 100 fixed appliances - completed treatment (rolling 12 month period)	0	0	N/A	6.14	4.60
% of courses of treatment with removable appliances only - proposed treatment (rolling 12 month period)	0	1	0.0%	2.5%	1.9%
% of courses of treatment with removable appliances only - completed treatment (rolling 12 month period)	0	0	N/A	1.6%	1.4%
% of patients satisfied with the treatment they have received (rolling 12 month period)	0	0	N/A	96.5%	95.9%

* Figures in italics indicate that the base number is less than 100.

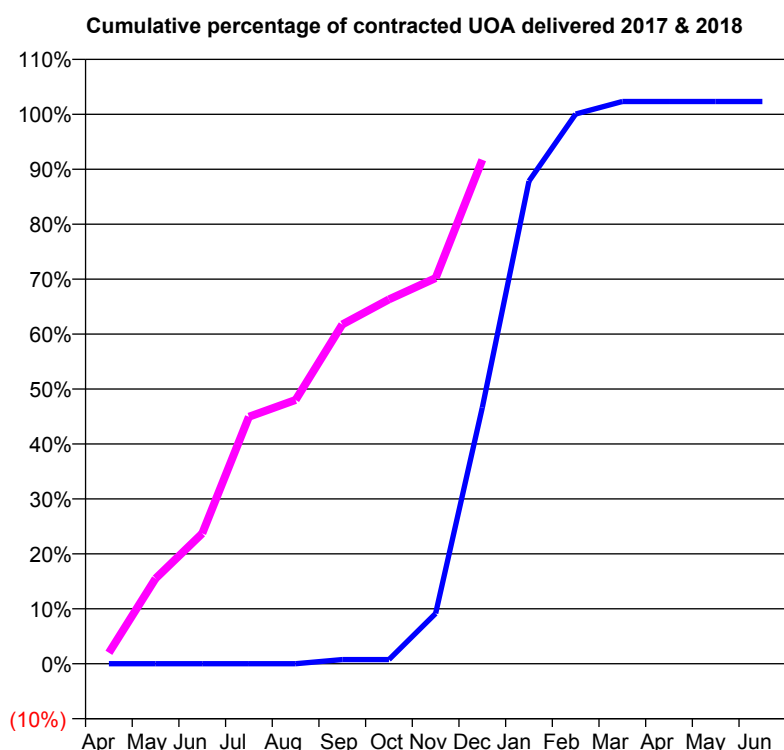
Q55 - Vital Signs Orthodontic At a Glance Contract Report for 825050/0002 - December 2017

Name or company name	MR LS MASTERSON
Contract type name	GDS Contract
Purpose of contract	General and Orthodontic
Contract start date	01/04/2006
Contract end date	

17/18 Contracted general activity (UDA)	0
Carry forward general activity (UDA)	0
17/18 Contracted orthodontic activity (UOA)	2,752
Carry forward orthodontic activity (UOA)	-55
Baseline contract value	£174,394.46

ACCESS

	Contract	England and Wales
24 month ratio of assessments to patient IDs	1.01	1.09

ACTIVITY


Month	Adjusted Scheduled Activity (UOA)	
	2017	2018
April	0	55
May	0	427
June	0	653
July	0	1,237
August	0	1,321
September	21	1,699
October	21	1,825
November	252	1,932
December	1,283	2,524
January	2,417	
February	2,753	
March	2,816	
April	2,816	
May	2,816	
June	2,816	

QUALITY

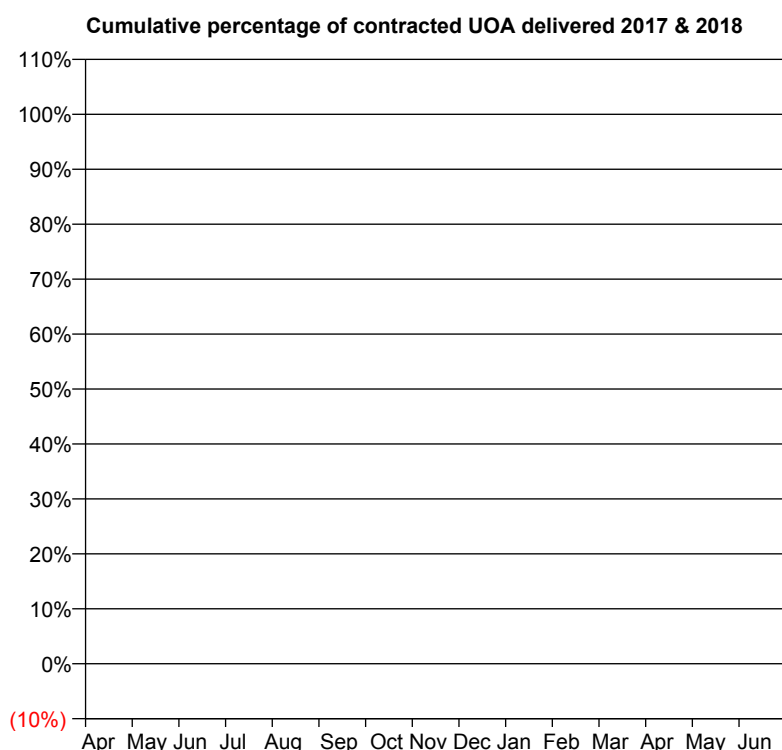
	Contract Quantity	Contract Base Number	Contract *	Region	England
% of all assessments that were assess and fit appliances (rolling 12 month period)	189	258	73.3%	57.7%	58.6%
% of all assessments that were assess and refuse (rolling 12 month period)	18	258	7.0%	11.3%	11.3%
% of all assessments that were assess and review (rolling 12 month period)	51	258	19.8%	31.0%	30.0%
% of terminated courses where treatment was abandoned or discontinued (rolling 12 month period)	4	115	3.5%	8.4%	7.4%
% of completed treatments indicating that PAR score was taken (year to date)	65	67	97.0%	61.0%	64.3%
Rate of removable appliances per 100 fixed appliances - proposed treatment (rolling 12 month period)	6	343	1.75	7.20	5.53
Rate of removable appliances per 100 fixed appliances - completed treatment (rolling 12 month period)	0	221	0.00	6.14	4.60
% of courses of treatment with removable appliances only - proposed treatment (rolling 12 month period)	2	189	1.1%	2.5%	1.9%
% of courses of treatment with removable appliances only - completed treatment (rolling 12 month period)	0	111	0.0%	1.6%	1.4%
% of patients satisfied with the treatment they have received (rolling 12 month period)	18	18	100.0%	96.5%	95.9%

* Figures in italics indicate that the base number is less than 100.

Q55 - Vital Signs Orthodontic At a Glance Contract Report for 833517/0001 - December 2017

Name or company name	MISS NS FRY	17/18 Contracted general activity (UDA)	8,960
Contract type name	GDS Contract	Carry forward general activity (UDA)	0
Purpose of contract	General	17/18 Contracted orthodontic activity (UOA)	0
Contract start date	01/04/2006	Carry forward orthodontic activity (UOA)	0
Contract end date		Baseline contract value	£205,522.11

ACCESS	Contract	England and Wales
24 month ratio of assessments to patient IDs	1.00	1.09

ACTIVITY


Month	Adjusted Scheduled Activity (UOA)	
	2017	2018
April	0	0
May	0	1
June	1	1
July	1	1
August	2	1
September	2	3
October	2	6
November	2	6
December	2	6
January	2	
February	2	
March	2	
April	2	
May	2	
June	2	

QUALITY

	Contract Quantity	Contract Base Number	Contract *	Region	England
% of all assessments that were assess and fit appliances (rolling 12 month period)	1	7	14.3%	57.7%	58.6%
% of all assessments that were assess and refuse (rolling 12 month period)	0	7	0.0%	11.3%	11.3%
% of all assessments that were assess and review (rolling 12 month period)	6	7	85.7%	31.0%	30.0%
% of terminated courses where treatment was abandoned or discontinued (rolling 12 month period)	0	25	0.0%	8.4%	7.4%
% of completed treatments indicating that PAR score was taken (year to date)	0	17	0.0%	61.0%	64.3%
Rate of removable appliances per 100 fixed appliances - proposed treatment (rolling 12 month period)	0	0	N/A	7.20	5.53
Rate of removable appliances per 100 fixed appliances - completed treatment (rolling 12 month period)	0	0	N/A	6.14	4.60
% of courses of treatment with removable appliances only - proposed treatment (rolling 12 month period)	0	1	0.0%	2.5%	1.9%
% of courses of treatment with removable appliances only - completed treatment (rolling 12 month period)	0	25	0.0%	1.6%	1.4%
% of patients satisfied with the treatment they have received (rolling 12 month period)	0	0	N/A	96.5%	95.9%

* Figures in italics indicate that the base number is less than 100.

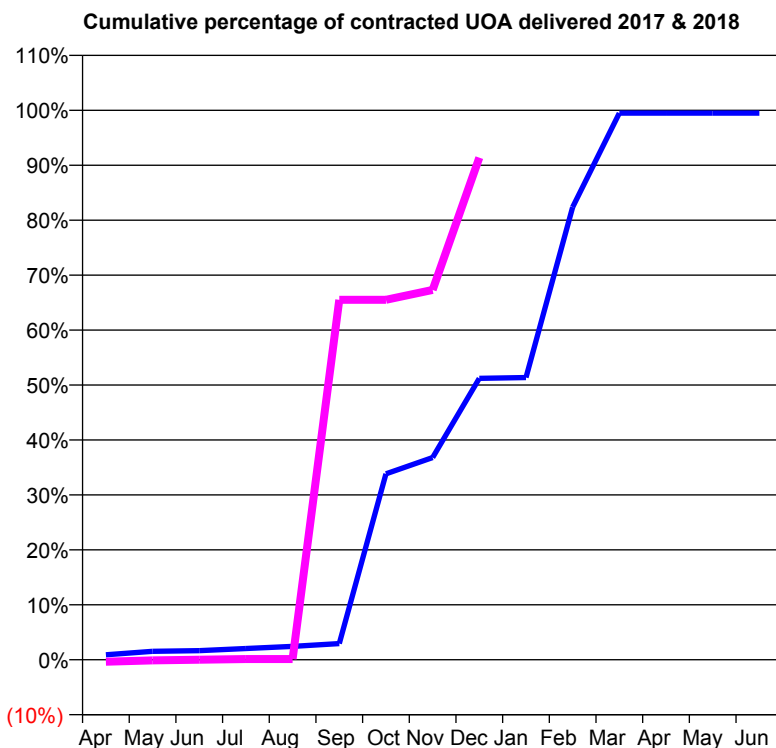
Q55 - Vital Signs Orthodontic At a Glance Contract Report for 833517/0002 - December 2017

Name or company name	MISS NS FRY
Contract type name	GDS Contract
Purpose of contract	Orthodontic
Contract start date	01/04/2015
Contract end date	

17/18 Contracted general activity (UDA)	0
Carry forward general activity (UDA)	0
17/18 Contracted orthodontic activity (UOA)	777
Carry forward orthodontic activity (UOA)	4
Baseline contract value	£50,903.99

ACCESS

	Contract	England and Wales
24 month ratio of assessments to patient IDs	1.14	1.09

ACTIVITY


Month	Adjusted Scheduled Activity (UOA)	
	2017	2018
April	7	-3
May	12	-1
June	13	0
July	16	1
August	19	1
September	23	509
October	263	509
November	286	523
December	398	710
January	399	
February	640	
March	773	
April	773	
May	773	
June	773	

QUALITY

	Contract Quantity	Contract Base Number	Contract *	Region	England
% of all assessments that were assess and fit appliances (rolling 12 month period)	52	108	48.1%	57.7%	58.6%
% of all assessments that were assess and refuse (rolling 12 month period)	26	108	24.1%	11.3%	11.3%
% of all assessments that were assess and review (rolling 12 month period)	30	108	27.8%	31.0%	30.0%
% of terminated courses where treatment was abandoned or discontinued (rolling 12 month period)	1	5	20.0%	8.4%	7.4%
% of completed treatments indicating that PAR score was taken (year to date)	0	3	0.0%	61.0%	64.3%
Rate of removable appliances per 100 fixed appliances - proposed treatment (rolling 12 month period)	0	0	N/A	7.20	5.53
Rate of removable appliances per 100 fixed appliances - completed treatment (rolling 12 month period)	0	0	N/A	6.14	4.60
% of courses of treatment with removable appliances only - proposed treatment (rolling 12 month period)	0	52	0.0%	2.5%	1.9%
% of courses of treatment with removable appliances only - completed treatment (rolling 12 month period)	0	4	0.0%	1.6%	1.4%
% of patients satisfied with the treatment they have received (rolling 12 month period)	1	1	100.0%	96.5%	95.9%

* Figures in italics indicate that the base number is less than 100.

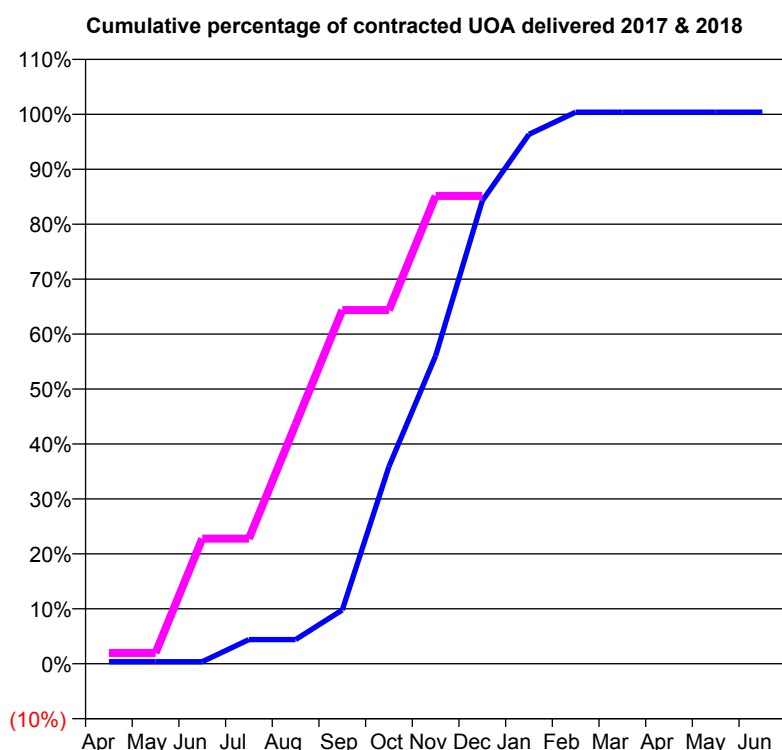
Q55 - Vital Signs Orthodontic At a Glance Contract Report for 931136/0001 - December 2017

Name or company name	MR TJ MALHI
Contract type name	GDS Contract
Purpose of contract	General and Orthodontic
Contract start date	01/04/2006
Contract end date	

17/18 Contracted general activity (UDA)	28,031
Carry forward general activity (UDA)	-490
17/18 Contracted orthodontic activity (UOA)	101
Carry forward orthodontic activity (UOA)	-2
Baseline contract value	£693,592.25

ACCESS

	Contract	England and Wales
24 month ratio of assessments to patient IDs	1.10	1.09

ACTIVITY


Month	Adjusted Scheduled Activity (UOA)	
	2017	2018
April	2	2
May	2	2
June	2	23
July	23	23
August	23	44
September	51	65
October	187	65
November	292	86
December	439	86
January	502	
February	523	
March	523	
April	523	
May	523	
June	523	

QUALITY

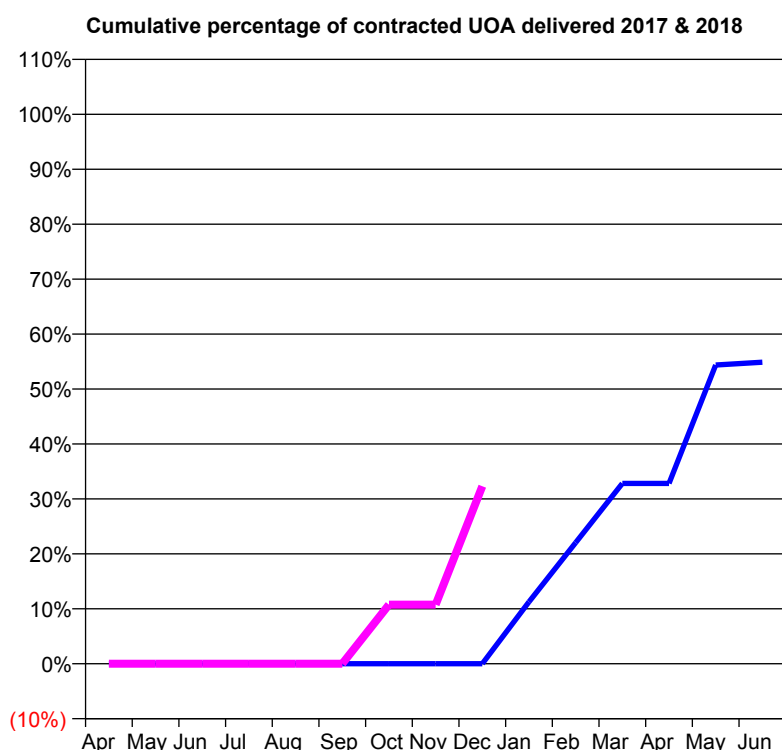
	Contract Quantity	Contract Base Number	Contract *	Region	England
% of all assessments that were assess and fit appliances (rolling 12 month period)	8	8	100.0%	57.7%	58.6%
% of all assessments that were assess and refuse (rolling 12 month period)	0	8	0.0%	11.3%	11.3%
% of all assessments that were assess and review (rolling 12 month period)	0	8	0.0%	31.0%	30.0%
% of terminated courses where treatment was abandoned or discontinued (rolling 12 month period)	1	4	25.0%	8.4%	7.4%
% of completed treatments indicating that PAR score was taken (year to date)	1	2	50.0%	61.0%	64.3%
Rate of removable appliances per 100 fixed appliances - proposed treatment (rolling 12 month period)	0	8	0.00	7.20	5.53
Rate of removable appliances per 100 fixed appliances - completed treatment (rolling 12 month period)	0	5	0.00	6.14	4.60
% of courses of treatment with removable appliances only - proposed treatment (rolling 12 month period)	0	8	0.0%	2.5%	1.9%
% of courses of treatment with removable appliances only - completed treatment (rolling 12 month period)	0	3	0.0%	1.6%	1.4%
% of patients satisfied with the treatment they have received (rolling 12 month period)	0	0	N/A	96.5%	95.9%

* Figures in italics indicate that the base number is less than 100.

Q55 - Vital Signs Orthodontic At a Glance Contract Report for 944785/0004 - December 2017

Name or company name	MR MJ O'GRADY	17/18 Contracted general activity (UDA)	0
Contract type name	GDS Contract	Carry forward general activity (UDA)	0
Purpose of contract	Orthodontic	17/18 Contracted orthodontic activity (UOA)	195
Contract start date	01/09/2015	Carry forward orthodontic activity (UOA)	0
Contract end date		Baseline contract value	£13,109.31

ACCESS	Contract	England and Wales
24 month ratio of assessments to patient IDs	1.00	1.09

ACTIVITY


Month	Adjusted Scheduled Activity (UOA)	
	2017	2018
April	0	0
May	0	0
June	0	0
July	0	0
August	0	0
September	0	0
October	0	21
November	0	21
December	0	63
January	22	
February	43	
March	64	
April	64	
May	106	
June	107	

QUALITY

	Contract Quantity	Contract Base Number	Contract *	Region	England
% of all assessments that were assess and fit appliances (rolling 12 month period)	9	11	81.8%	57.7%	58.6%
% of all assessments that were assess and refuse (rolling 12 month period)	0	11	0.0%	11.3%	11.3%
% of all assessments that were assess and review (rolling 12 month period)	2	11	18.2%	31.0%	30.0%
% of terminated courses where treatment was abandoned or discontinued (rolling 12 month period)	0	5	0.0%	8.4%	7.4%
% of completed treatments indicating that PAR score was taken (year to date)	4	4	100.0%	61.0%	64.3%
Rate of removable appliances per 100 fixed appliances - proposed treatment (rolling 12 month period)	1	15	6.67	7.20	5.53
Rate of removable appliances per 100 fixed appliances - completed treatment (rolling 12 month period)	0	4	0.00	6.14	4.60
% of courses of treatment with removable appliances only - proposed treatment (rolling 12 month period)	1	9	11.1%	2.5%	1.9%
% of courses of treatment with removable appliances only - completed treatment (rolling 12 month period)	0	5	0.0%	1.6%	1.4%
% of patients satisfied with the treatment they have received (rolling 12 month period)	0	0	N/A	96.5%	95.9%

* Figures in italics indicate that the base number is less than 100.

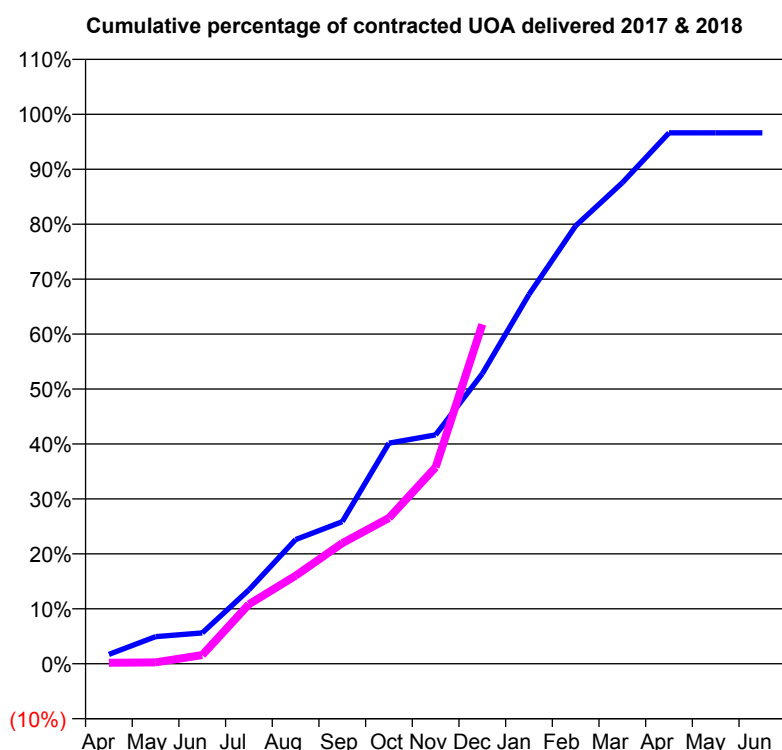
Q55 - Vital Signs Orthodontic At a Glance Contract Report for 959901/0001 - December 2017

Name or company name	MRS AE RITTIG
Contract type name	GDS Contract
Purpose of contract	General and Orthodontic
Contract start date	01/04/2006
Contract end date	

17/18 Contracted general activity (UDA)	369
Carry forward general activity (UDA)	0
17/18 Contracted orthodontic activity (UOA)	3,233
Carry forward orthodontic activity (UOA)	-6
Baseline contract value	£231,047.38

ACCESS	Contract	England and Wales
--------	----------	-------------------

24 month ratio of assessments to patient IDs	1.07	1.09
--	------	------

ACTIVITY


Month	Adjusted Scheduled Activity (UOA)	
	2017	2018
April	55	6
May	160	8
June	182	51
July	435	350
August	731	518
September	836	710
October	1,298	858
November	1,347	1,156
December	1,707	1,997
January	2,173	
February	2,577	
March	2,830	
April	3,124	
May	3,124	
June	3,124	

QUALITY	Contract Quantity	Contract Base Number	Contract *	Region	England
---------	-------------------	----------------------	------------	--------	---------

% of all assessments that were assess and fit appliances (rolling 12 month period)	162	185	87.6%	57.7%	58.6%
% of all assessments that were assess and refuse (rolling 12 month period)	7	185	3.8%	11.3%	11.3%
% of all assessments that were assess and review (rolling 12 month period)	16	185	8.6%	31.0%	30.0%
% of terminated courses where treatment was abandoned or discontinued (rolling 12 month period)	9	50	18.0%	8.4%	7.4%
% of completed treatments indicating that PAR score was taken (year to date)	19	31	61.3%	61.0%	64.3%
Rate of removable appliances per 100 fixed appliances - proposed treatment (rolling 12 month period)	0	0	N/A	7.20	5.53
Rate of removable appliances per 100 fixed appliances - completed treatment (rolling 12 month period)	0	0	N/A	6.14	4.60
% of courses of treatment with removable appliances only - proposed treatment (rolling 12 month period)	0	162	0.0%	2.5%	1.9%
% of courses of treatment with removable appliances only - completed treatment (rolling 12 month period)	0	41	0.0%	1.6%	1.4%
% of patients satisfied with the treatment they have received (rolling 12 month period)	4	4	100.0%	96.5%	95.9%

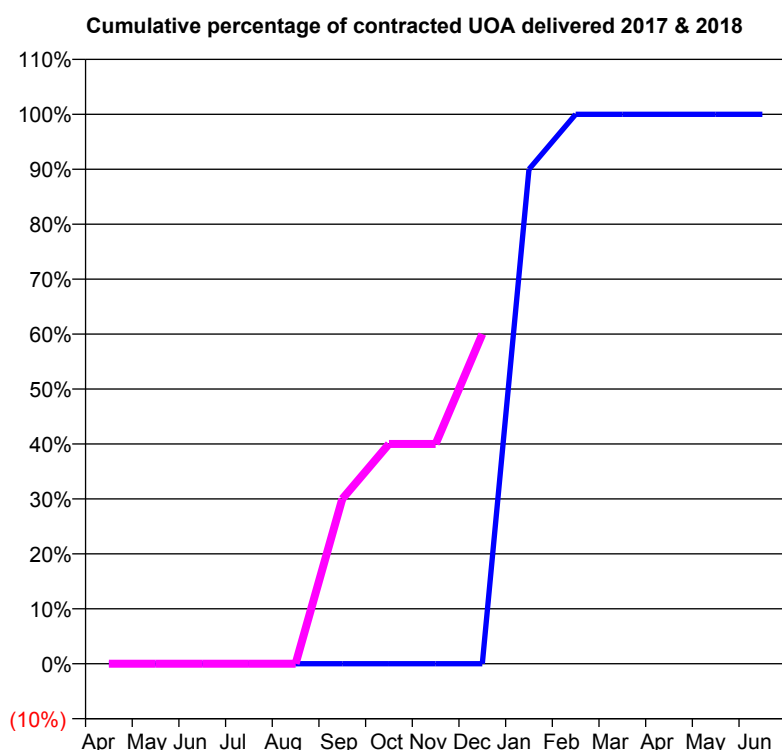
* Figures in italics indicate that the base number is less than 100.

Q55 - Vital Signs Orthodontic At a Glance Contract Report for 997277/0001 - December 2017

Name or company name	MR CA CUNNINGTON
Contract type name	GDS Contract
Purpose of contract	General and Orthodontic
Contract start date	01/04/2006
Contract end date	

17/18 Contracted general activity (UDA)	10,740
Carry forward general activity (UDA)	0
17/18 Contracted orthodontic activity (UOA)	210
Carry forward orthodontic activity (UOA)	0
Baseline contract value	£250,412.02

ACCESS	Contract	England and Wales
24 month ratio of assessments to patient IDs	1.00	1.09

ACTIVITY


Month	Adjusted Scheduled Activity (UOA)	
	2017	2018
April	0	0
May	0	0
June	0	0
July	0	0
August	0	0
September	0	63
October	0	84
November	0	84
December	0	126
January	189	
February	210	
March	210	
April	210	
May	210	
June	210	

QUALITY

	Contract Quantity	Contract Base Number	Contract *	Region	England
% of all assessments that were assess and fit appliances (rolling 12 month period)	16	16	100.0%	57.7%	58.6%
% of all assessments that were assess and refuse (rolling 12 month period)	0	16	0.0%	11.3%	11.3%
% of all assessments that were assess and review (rolling 12 month period)	0	16	0.0%	31.0%	30.0%
% of terminated courses where treatment was abandoned or discontinued (rolling 12 month period)	1	16	6.3%	8.4%	7.4%
% of completed treatments indicating that PAR score was taken (year to date)	3	15	20.0%	61.0%	64.3%
Rate of removable appliances per 100 fixed appliances - proposed treatment (rolling 12 month period)	2	32	6.25	7.20	5.53
Rate of removable appliances per 100 fixed appliances - completed treatment (rolling 12 month period)	0	0	N/A	6.14	4.60
% of courses of treatment with removable appliances only - proposed treatment (rolling 12 month period)	0	16	0.0%	2.5%	1.9%
% of courses of treatment with removable appliances only - completed treatment (rolling 12 month period)	0	15	0.0%	1.6%	1.4%
% of patients satisfied with the treatment they have received (rolling 12 month period)	0	0	N/A	96.5%	95.9%

* Figures in italics indicate that the base number is less than 100.

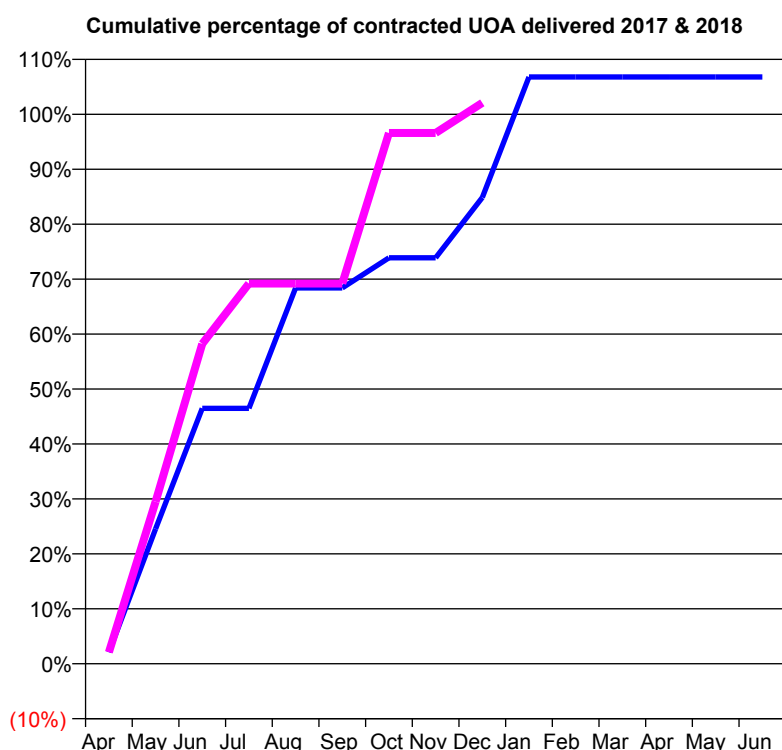
Q56 - Vital Signs Orthodontic At a Glance Contract Report for 101281/0058 - December 2017

Name or company name	OASIS DENTAL CARE LTD
Contract type name	GDS Contract
Purpose of contract	General and Orthodontic
Contract start date	01/04/2006
Contract end date	

17/18 Contracted general activity (UDA)	23,334
Carry forward general activity (UDA)	0
17/18 Contracted orthodontic activity (UOA)	383
Carry forward orthodontic activity (UOA)	-8
Baseline contract value	£568,383.66

ACCESS

	Contract	England and Wales
24 month ratio of assessments to patient IDs	1.00	1.09

ACTIVITY


Month	Adjusted Scheduled Activity (UOA)	
	2017	2018
April	8	8
May	94	113
June	178	223
July	178	265
August	262	265
September	262	265
October	283	370
November	283	370
December	325	391
January	409	
February	409	
March	409	
April	409	
May	409	
June	409	

QUALITY

	Contract Quantity	Contract Base Number	Contract *	Region	England
% of all assessments that were assess and fit appliances (rolling 12 month period)	23	24	95.8%	57.7%	58.6%
% of all assessments that were assess and refuse (rolling 12 month period)	0	24	0.0%	11.3%	11.3%
% of all assessments that were assess and review (rolling 12 month period)	1	24	4.2%	31.0%	30.0%
% of terminated courses where treatment was abandoned or discontinued (rolling 12 month period)	0	4	0.0%	8.4%	7.4%
% of completed treatments indicating that PAR score was taken (year to date)	0	0	N/A	61.0%	64.3%
Rate of removable appliances per 100 fixed appliances - proposed treatment (rolling 12 month period)	2	32	6.25	7.20	5.53
Rate of removable appliances per 100 fixed appliances - completed treatment (rolling 12 month period)	1	2	50.00	6.14	4.60
% of courses of treatment with removable appliances only - proposed treatment (rolling 12 month period)	2	23	8.7%	2.5%	1.9%
% of courses of treatment with removable appliances only - completed treatment (rolling 12 month period)	1	4	25.0%	1.6%	1.4%
% of patients satisfied with the treatment they have received (rolling 12 month period)	5	6	83.3%	96.5%	95.9%

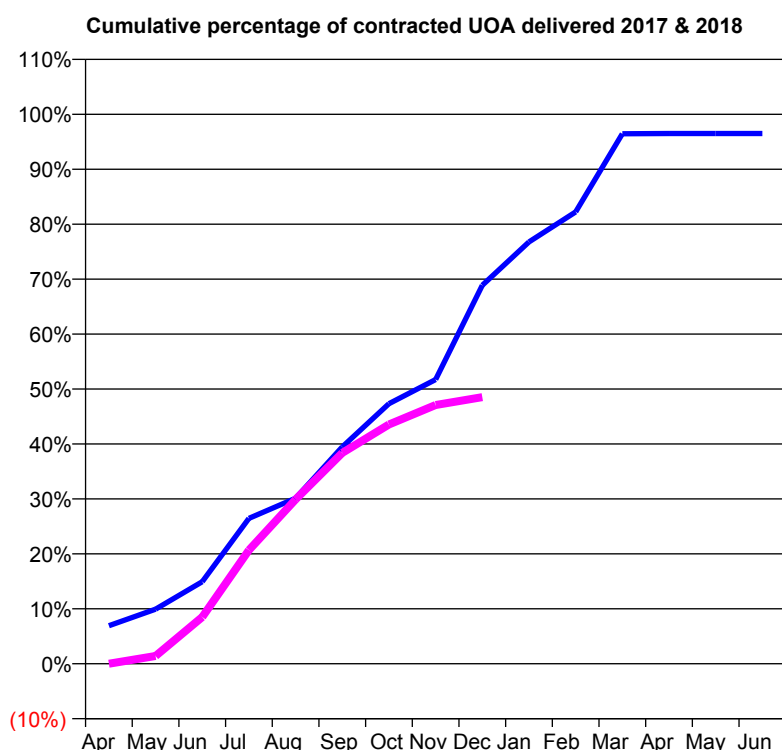
* Figures in italics indicate that the base number is less than 100.

Q56 - Vital Signs Orthodontic At a Glance Contract Report for 101338/0075 - December 2017

Name or company name	Whitecross Dental Care Limited
Contract type name	GDS Contract
Purpose of contract	General and Orthodontic
Contract start date	09/03/2009
Contract end date	

17/18 Contracted general activity (UDA)	13,187
Carry forward general activity (UDA)	104
17/18 Contracted orthodontic activity (UOA)	2,960
Carry forward orthodontic activity (UOA)	0
Baseline contract value	£514,158.93

ACCESS	Contract	England and Wales
24 month ratio of assessments to patient IDs	1.02	1.09

ACTIVITY


Month	Adjusted Scheduled Activity (UOA)	
	2017	2018
April	205	0
May	294	42
June	442	252
July	783	612
August	892	885
September	1,168	1,136
October	1,401	1,289
November	1,531	1,394
December	2,039	1,436
January	2,272	
February	2,434	
March	2,855	
April	2,856	
May	2,856	
June	2,856	

QUALITY	Contract Quantity	Contract Base Number	Contract *	Region	England
% of all assessments that were assess and fit appliances (rolling 12 month period)	114	148	77.0%	57.7%	58.6%
% of all assessments that were assess and refuse (rolling 12 month period)	12	148	8.1%	11.3%	11.3%
% of all assessments that were assess and review (rolling 12 month period)	22	148	14.9%	31.0%	30.0%
% of terminated courses where treatment was abandoned or discontinued (rolling 12 month period)	24	78	30.8%	8.4%	7.4%
% of completed treatments indicating that PAR score was taken (year to date)	12	26	46.2%	61.0%	64.3%
Rate of removable appliances per 100 fixed appliances - proposed treatment (rolling 12 month period)	87	179	48.60	7.20	5.53
Rate of removable appliances per 100 fixed appliances - completed treatment (rolling 12 month period)	34	92	36.96	6.14	4.60
% of courses of treatment with removable appliances only - proposed treatment (rolling 12 month period)	1	114	0.9%	2.5%	1.9%
% of courses of treatment with removable appliances only - completed treatment (rolling 12 month period)	0	54	0.0%	1.6%	1.4%
% of patients satisfied with the treatment they have received (rolling 12 month period)	4	4	100.0%	96.5%	95.9%

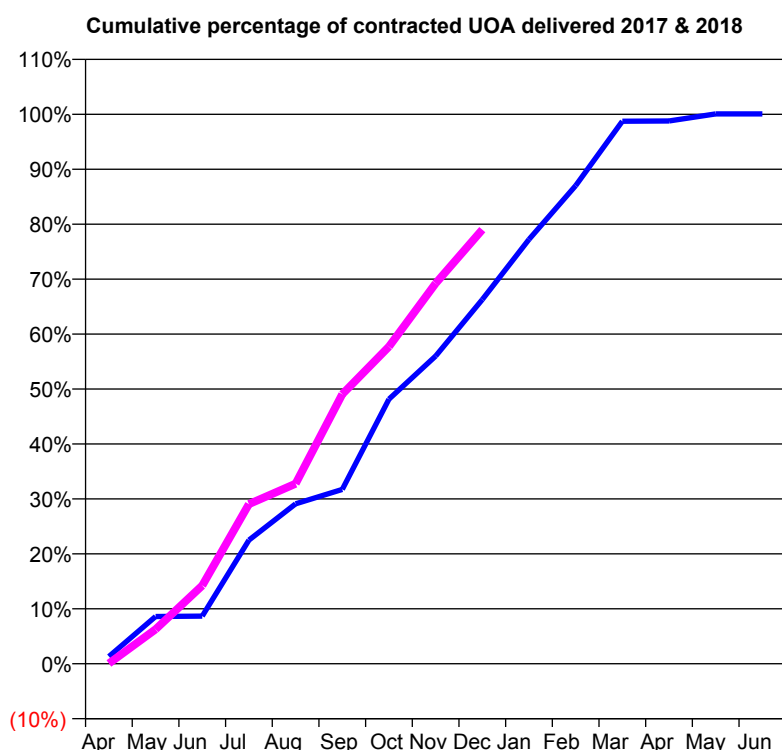
* Figures in italics indicate that the base number is less than 100.

Q56 - Vital Signs Orthodontic At a Glance Contract Report for 103748/0001 - December 2017

Name or company name	Friends Dental Practice
Contract type name	GDS Contract
Purpose of contract	General and Orthodontic
Contract start date	07/12/2015
Contract end date	

17/18 Contracted general activity (UDA)	3,783
Carry forward general activity (UDA)	0
17/18 Contracted orthodontic activity (UOA)	1,800
Carry forward orthodontic activity (UOA)	-1
Baseline contract value	£221,910.65

ACCESS	Contract	England and Wales
24 month ratio of assessments to patient IDs	1.11	1.09

ACTIVITY


Month	Adjusted Scheduled Activity (UOA)	
	2017	2018
April	24	1
May	155	113
June	156	256
July	405	523
August	524	590
September	571	883
October	867	1,039
November	1,008	1,246
December	1,193	1,422
January	1,390	
February	1,566	
March	1,777	
April	1,778	
May	1,801	
June	1,801	

QUALITY	Contract Quantity	Contract Base Number	Contract *	Region	England
% of all assessments that were assess and fit appliances (rolling 12 month period)	93	229	40.6%	57.7%	58.6%
% of all assessments that were assess and refuse (rolling 12 month period)	27	229	11.8%	11.3%	11.3%
% of all assessments that were assess and review (rolling 12 month period)	109	229	47.6%	31.0%	30.0%
% of terminated courses where treatment was abandoned or discontinued (rolling 12 month period)	12	64	18.8%	8.4%	7.4%
% of completed treatments indicating that PAR score was taken (year to date)	11	35	31.4%	61.0%	64.3%
Rate of removable appliances per 100 fixed appliances - proposed treatment (rolling 12 month period)	18	168	10.71	7.20	5.53
Rate of removable appliances per 100 fixed appliances - completed treatment (rolling 12 month period)	5	79	6.33	6.14	4.60
% of courses of treatment with removable appliances only - proposed treatment (rolling 12 month period)	2	93	2.2%	2.5%	1.9%
% of courses of treatment with removable appliances only - completed treatment (rolling 12 month period)	2	52	3.8%	1.6%	1.4%
% of patients satisfied with the treatment they have received (rolling 12 month period)	1	1	100.0%	96.5%	95.9%

* Figures in italics indicate that the base number is less than 100.

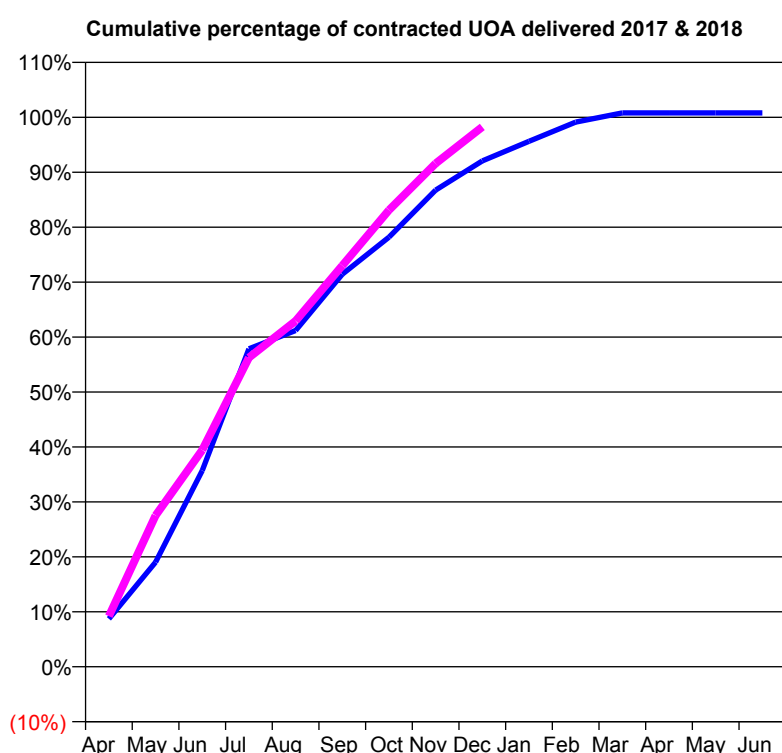
Q56 - Vital Signs Orthodontic At a Glance Contract Report for 105171/0001 - December 2017

Name or company name	Gentle Dental Practices Ltd
Contract type name	GDS Contract
Purpose of contract	General and Orthodontic
Contract start date	01/06/2010
Contract end date	

17/18 Contracted general activity (UDA)	11,416
Carry forward general activity (UDA)	-25
17/18 Contracted orthodontic activity (UOA)	1,260
Carry forward orthodontic activity (UOA)	-10
Baseline contract value	£353,794.99

ACCESS	Contract	England and Wales
--------	----------	-------------------

24 month ratio of assessments to patient IDs	1.01	1.09
--	------	------

ACTIVITY


Month	Adjusted Scheduled Activity (UOA)	
	2017	2018
April	110	116
May	240	347
June	450	497
July	729	709
August	771	793
September	900	920
October	985	1,047
November	1,093	1,154
December	1,160	1,238
January	1,205	
February	1,249	
March	1,270	
April	1,270	
May	1,270	
June	1,270	

QUALITY	Contract Quantity	Contract Base Number	Contract *	Region	England
---------	-------------------	----------------------	------------	--------	---------

% of all assessments that were assess and fit appliances (rolling 12 month period)	63	78	80.8%	57.7%	58.6%
% of all assessments that were assess and refuse (rolling 12 month period)	13	78	16.7%	11.3%	11.3%
% of all assessments that were assess and review (rolling 12 month period)	2	78	2.6%	31.0%	30.0%
% of terminated courses where treatment was abandoned or discontinued (rolling 12 month period)	5	54	9.3%	8.4%	7.4%
% of completed treatments indicating that PAR score was taken (year to date)	37	37	100.0%	61.0%	64.3%
Rate of removable appliances per 100 fixed appliances - proposed treatment (rolling 12 month period)	3	121	2.48	7.20	5.53
Rate of removable appliances per 100 fixed appliances - completed treatment (rolling 12 month period)	2	95	2.11	6.14	4.60
% of courses of treatment with removable appliances only - proposed treatment (rolling 12 month period)	0	63	0.0%	2.5%	1.9%
% of courses of treatment with removable appliances only - completed treatment (rolling 12 month period)	0	49	0.0%	1.6%	1.4%
% of patients satisfied with the treatment they have received (rolling 12 month period)	3	3	100.0%	96.5%	95.9%

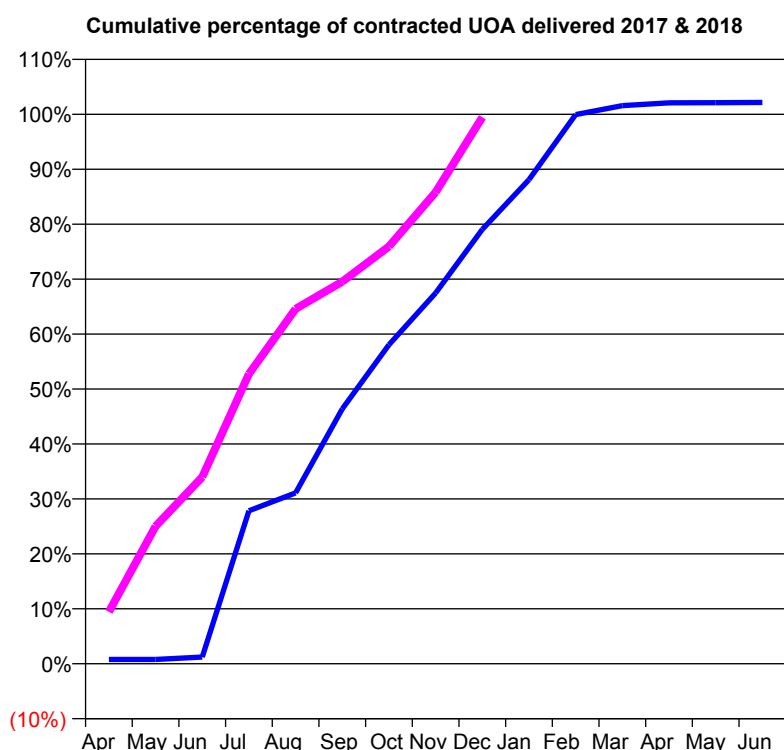
* Figures in italics indicate that the base number is less than 100.

Q56 - Vital Signs Orthodontic At a Glance Contract Report for 116483/0001 - December 2017

Name or company name	Mr Wadhvani & Mr Hirani
Contract type name	PDS Contract
Purpose of contract	Orthodontic
Contract start date	01/04/2013
Contract end date	31/03/2018

17/18 Contracted general activity (UDA)	0
Carry forward general activity (UDA)	0
17/18 Contracted orthodontic activity (UOA)	4,800
Carry forward orthodontic activity (UOA)	-96
Baseline contract value	£301,429.89

ACCESS	Contract	England and Wales
24 month ratio of assessments to patient IDs	1.09	1.09

ACTIVITY


Month	Adjusted Scheduled Activity (UOA)	
	2017	2018
April	38	454
May	38	1,201
June	59	1,631
July	1,337	2,532
August	1,493	3,100
September	2,226	3,338
October	2,787	3,645
November	3,239	4,119
December	3,794	4,774
January	4,229	
February	4,797	
March	4,875	
April	4,900	
May	4,901	
June	4,903	

QUALITY	Contract Quantity	Contract Base Number	Contract *	Region	England
% of all assessments that were assess and fit appliances (rolling 12 month period)	271	473	57.3%	57.7%	58.6%
% of all assessments that were assess and refuse (rolling 12 month period)	48	473	10.1%	11.3%	11.3%
% of all assessments that were assess and review (rolling 12 month period)	154	473	32.6%	31.0%	30.0%
% of terminated courses where treatment was abandoned or discontinued (rolling 12 month period)	29	242	12.0%	8.4%	7.4%
% of completed treatments indicating that PAR score was taken (year to date)	155	160	96.9%	61.0%	64.3%
Rate of removable appliances per 100 fixed appliances - proposed treatment (rolling 12 month period)	25	497	5.03	7.20	5.53
Rate of removable appliances per 100 fixed appliances - completed treatment (rolling 12 month period)	1	92	1.09	6.14	4.60
% of courses of treatment with removable appliances only - proposed treatment (rolling 12 month period)	5	271	1.8%	2.5%	1.9%
% of courses of treatment with removable appliances only - completed treatment (rolling 12 month period)	1	213	0.5%	1.6%	1.4%
% of patients satisfied with the treatment they have received (rolling 12 month period)	13	15	86.7%	96.5%	95.9%

* Figures in italics indicate that the base number is less than 100.

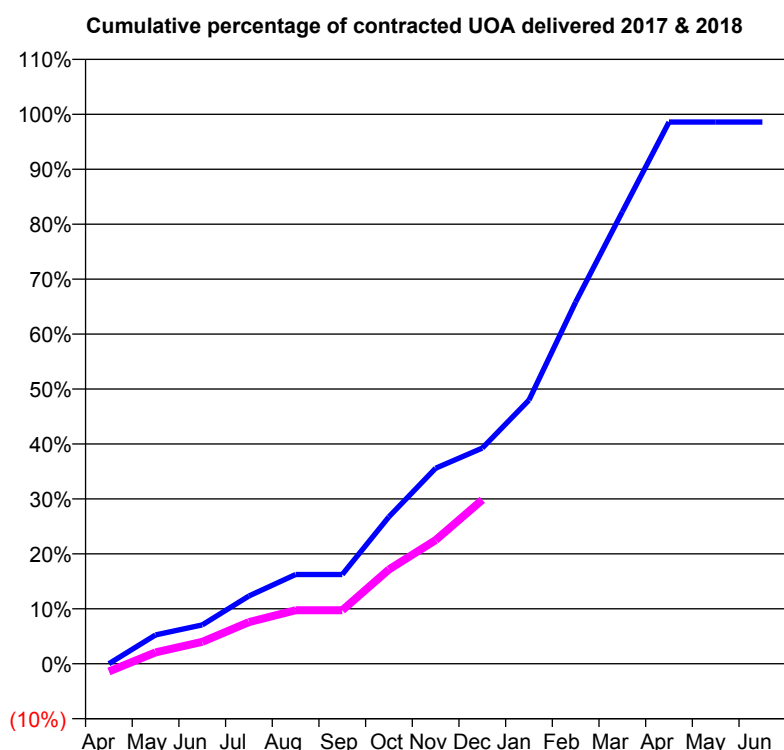
Q56 - Vital Signs Orthodontic At a Glance Contract Report for 116483/0002 - December 2017

Name or company name	Mr Wadhvani & Mr Hirani
Contract type name	PDS Contract
Purpose of contract	Orthodontic
Contract start date	01/04/2013
Contract end date	31/03/2018

17/18 Contracted general activity (UDA)	0
Carry forward general activity (UDA)	0
17/18 Contracted orthodontic activity (UOA)	1,200
Carry forward orthodontic activity (UOA)	17
Baseline contract value	£75,357.47

ACCESS

	Contract	England and Wales
24 month ratio of assessments to patient IDs	1.05	1.09

ACTIVITY


Month	Adjusted Scheduled Activity (UOA)	
	2017	2018
April	0	-17
May	63	25
June	85	48
July	148	91
August	195	117
September	195	117
October	321	206
November	427	270
December	471	358
January	576	
February	790	
March	987	
April	1,183	
May	1,183	
June	1,183	

QUALITY

	Contract Quantity	Contract Base Number	Contract *	Region	England
% of all assessments that were assess and fit appliances (rolling 12 month period)	54	97	55.7%	57.7%	58.6%
% of all assessments that were assess and refuse (rolling 12 month period)	12	97	12.4%	11.3%	11.3%
% of all assessments that were assess and review (rolling 12 month period)	31	97	32.0%	31.0%	30.0%
% of terminated courses where treatment was abandoned or discontinued (rolling 12 month period)	6	34	17.6%	8.4%	7.4%
% of completed treatments indicating that PAR score was taken (year to date)	20	21	95.2%	61.0%	64.3%
Rate of removable appliances per 100 fixed appliances - proposed treatment (rolling 12 month period)	0	92	0.00	7.20	5.53
Rate of removable appliances per 100 fixed appliances - completed treatment (rolling 12 month period)	0	3	0.00	6.14	4.60
% of courses of treatment with removable appliances only - proposed treatment (rolling 12 month period)	0	54	0.0%	2.5%	1.9%
% of courses of treatment with removable appliances only - completed treatment (rolling 12 month period)	0	28	0.0%	1.6%	1.4%
% of patients satisfied with the treatment they have received (rolling 12 month period)	0	1	0.0%	96.5%	95.9%

* Figures in italics indicate that the base number is less than 100.

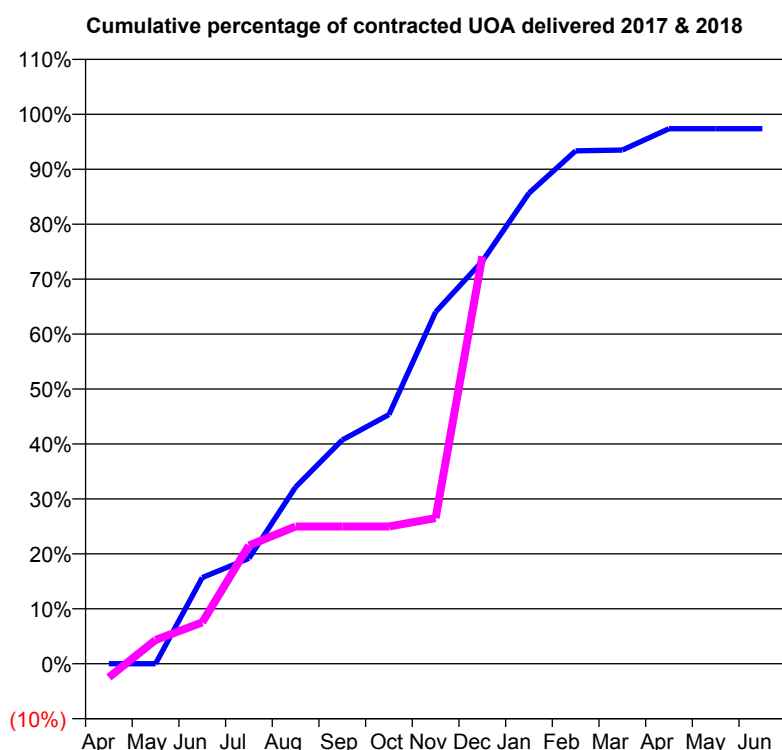
Q56 - Vital Signs Orthodontic At a Glance Contract Report for 117994/0002 - December 2017

Name or company name	Wensleydale Dental Practice
Contract type name	PDS Contract
Purpose of contract	Orthodontic
Contract start date	01/07/2011
Contract end date	31/03/2018

17/18 Contracted general activity (UDA)	0
Carry forward general activity (UDA)	0
17/18 Contracted orthodontic activity (UOA)	1,365
Carry forward orthodontic activity (UOA)	36
Baseline contract value	£85,706.60

ACCESS

	Contract	England and Wales
24 month ratio of assessments to patient IDs	1.12	1.09

ACTIVITY


Month	Adjusted Scheduled Activity (UOA)	
	2017	2018
April	0	-34
May	0	59
June	214	103
July	262	294
August	439	341
September	556	341
October	619	341
November	874	362
December	1,000	1,012
January	1,169	
February	1,274	
March	1,276	
April	1,329	
May	1,329	
June	1,329	

QUALITY

	Contract Quantity	Contract Base Number	Contract *	Region	England
% of all assessments that were assess and fit appliances (rolling 12 month period)	66	134	49.3%	57.7%	58.6%
% of all assessments that were assess and refuse (rolling 12 month period)	19	134	14.2%	11.3%	11.3%
% of all assessments that were assess and review (rolling 12 month period)	49	134	36.6%	31.0%	30.0%
% of terminated courses where treatment was abandoned or discontinued (rolling 12 month period)	1	18	5.6%	8.4%	7.4%
% of completed treatments indicating that PAR score was taken (year to date)	1	9	11.1%	61.0%	64.3%
Rate of removable appliances per 100 fixed appliances - proposed treatment (rolling 12 month period)	12	37	32.43	7.20	5.53
Rate of removable appliances per 100 fixed appliances - completed treatment (rolling 12 month period)	0	3	0.00	6.14	4.60
% of courses of treatment with removable appliances only - proposed treatment (rolling 12 month period)	11	66	16.7%	2.5%	1.9%
% of courses of treatment with removable appliances only - completed treatment (rolling 12 month period)	0	17	0.0%	1.6%	1.4%
% of patients satisfied with the treatment they have received (rolling 12 month period)	0	0	N/A	96.5%	95.9%

* Figures in italics indicate that the base number is less than 100.

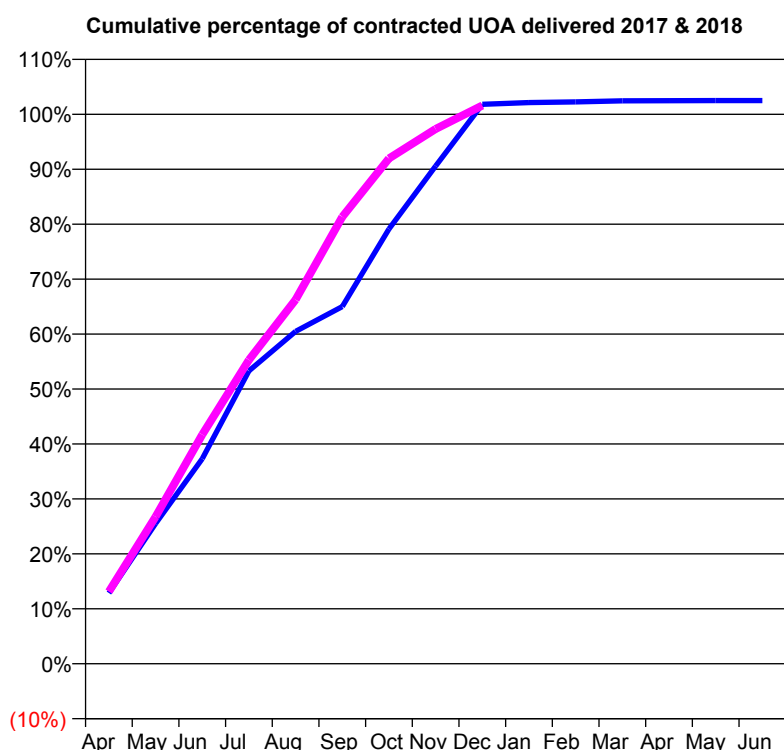
Q56 - Vital Signs Orthodontic At a Glance Contract Report for 118036/0001 - December 2017

Name or company name	DU TOIT & BURGER PARTNERSHIP (IPS)
Contract type name	GDS Contract
Purpose of contract	General and Orthodontic
Contract start date	01/04/2007
Contract end date	

17/18 Contracted general activity (UDA)	42,501
Carry forward general activity (UDA)	0
17/18 Contracted orthodontic activity (UOA)	7,184
Carry forward orthodontic activity (UOA)	-144
Baseline contract value	£1,455,605.56

ACCESS

	Contract	England and Wales
24 month ratio of assessments to patient IDs	1.18	1.09

ACTIVITY


Month	Adjusted Scheduled Activity (UOA)	
	2017	2018
April	924	944
May	1,833	1,922
June	2,681	2,996
July	3,829	3,972
August	4,345	4,761
September	4,669	5,843
October	5,685	6,606
November	6,507	6,992
December	7,314	7,298
January	7,337	
February	7,346	
March	7,359	
April	7,362	
May	7,363	
June	7,363	

QUALITY

	Contract Quantity	Contract Base Number	Contract *	Region	England
% of all assessments that were assess and fit appliances (rolling 12 month period)	344	425	80.9%	57.7%	58.6%
% of all assessments that were assess and refuse (rolling 12 month period)	39	425	9.2%	11.3%	11.3%
% of all assessments that were assess and review (rolling 12 month period)	42	425	9.9%	31.0%	30.0%
% of terminated courses where treatment was abandoned or discontinued (rolling 12 month period)	22	312	7.1%	8.4%	7.4%
% of completed treatments indicating that PAR score was taken (year to date)	209	221	94.6%	61.0%	64.3%
Rate of removable appliances per 100 fixed appliances - proposed treatment (rolling 12 month period)	6	612	0.98	7.20	5.53
Rate of removable appliances per 100 fixed appliances - completed treatment (rolling 12 month period)	5	545	0.92	6.14	4.60
% of courses of treatment with removable appliances only - proposed treatment (rolling 12 month period)	6	344	1.7%	2.5%	1.9%
% of courses of treatment with removable appliances only - completed treatment (rolling 12 month period)	3	290	1.0%	1.6%	1.4%
% of patients satisfied with the treatment they have received (rolling 12 month period)	10	11	90.9%	96.5%	95.9%

* Figures in italics indicate that the base number is less than 100.

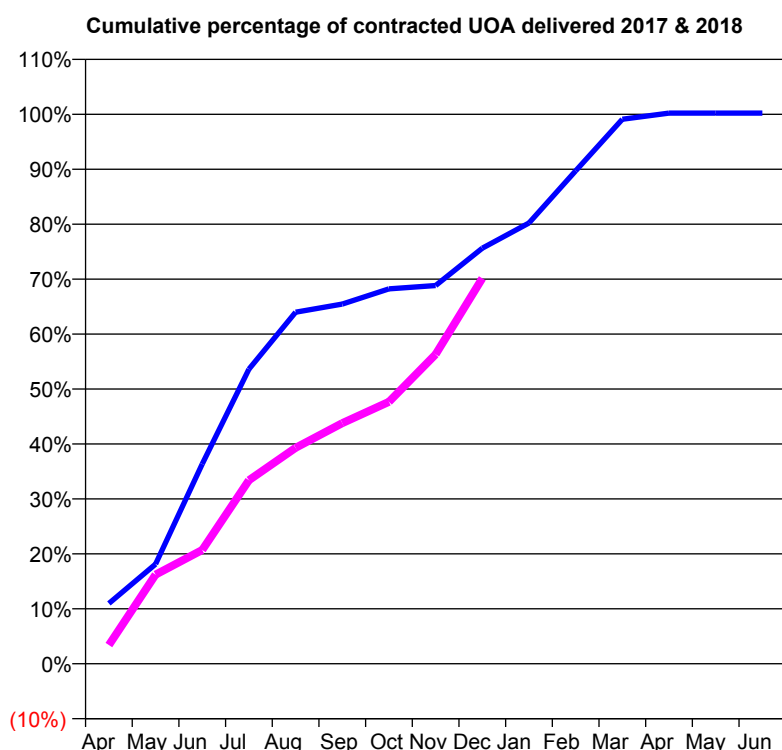
Q56 - Vital Signs Orthodontic At a Glance Contract Report for 122521/0001 - December 2017

Name or company name	Portman Healthcare
Contract type name	PDS Contract
Purpose of contract	Orthodontic
Contract start date	01/04/2011
Contract end date	31/03/2018

17/18 Contracted general activity (UDA)	0
Carry forward general activity (UDA)	0
17/18 Contracted orthodontic activity (UOA)	11,474
Carry forward orthodontic activity (UOA)	-23
Baseline contract value	£699,594.11

ACCESS	Contract	England and Wales
---------------	-----------------	--------------------------

24 month ratio of assessments to patient IDs	1.16	1.09
--	------	------

ACTIVITY


Month	Adjusted Scheduled Activity (UOA)	
	2017	2018
April	1,261	390
May	2,080	1,861
June	4,172	2,377
July	6,153	3,834
August	7,341	4,508
September	7,512	5,025
October	7,829	5,471
November	7,899	6,460
December	8,678	8,048
January	9,203	
February	10,292	
March	11,371	
April	11,497	
May	11,497	
June	11,497	

QUALITY	Contract Quantity	Contract Base Number	Contract *	Region	England
% of all assessments that were assess and fit appliances (rolling 12 month period)	486	1,226	39.6%	57.7%	58.6%
% of all assessments that were assess and refuse (rolling 12 month period)	196	1,226	16.0%	11.3%	11.3%
% of all assessments that were assess and review (rolling 12 month period)	544	1,226	44.4%	31.0%	30.0%
% of terminated courses where treatment was abandoned or discontinued (rolling 12 month period)	44	617	7.1%	8.4%	7.4%
% of completed treatments indicating that PAR score was taken (year to date)	414	419	98.8%	61.0%	64.3%
Rate of removable appliances per 100 fixed appliances - proposed treatment (rolling 12 month period)	42	653	6.43	7.20	5.53
Rate of removable appliances per 100 fixed appliances - completed treatment (rolling 12 month period)	76	1,073	7.08	6.14	4.60
% of courses of treatment with removable appliances only - proposed treatment (rolling 12 month period)	38	486	7.8%	2.5%	1.9%
% of courses of treatment with removable appliances only - completed treatment (rolling 12 month period)	3	573	0.5%	1.6%	1.4%
% of patients satisfied with the treatment they have received (rolling 12 month period)	13	16	81.3%	96.5%	95.9%

* Figures in italics indicate that the base number is less than 100.

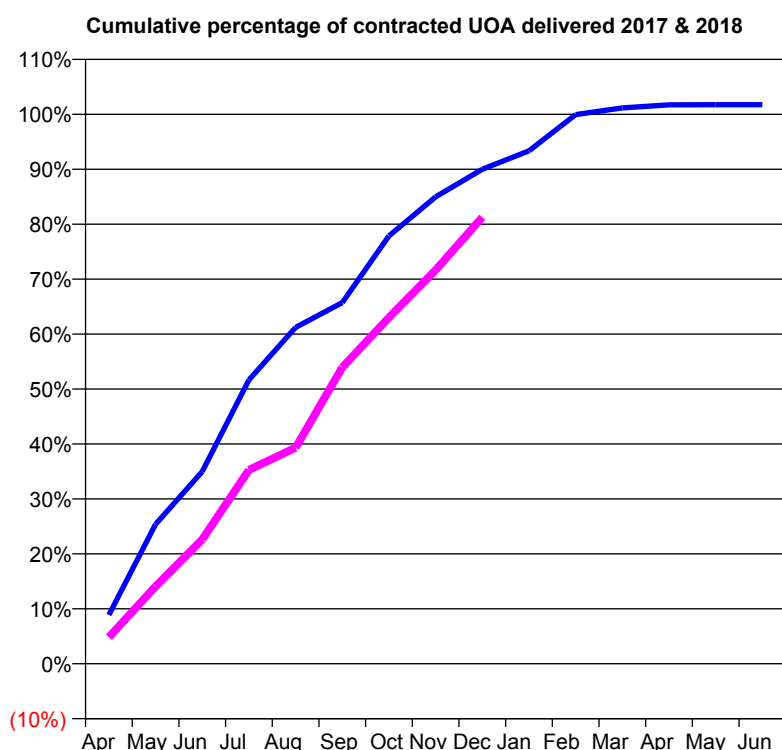
Q56 - Vital Signs Orthodontic At a Glance Contract Report for 123889/0001 - December 2017

Name or company name	Graham Best Limited
Contract type name	PDS Contract
Purpose of contract	Orthodontic
Contract start date	01/06/2011
Contract end date	31/03/2018

17/18 Contracted general activity (UDA)	0
Carry forward general activity (UDA)	0
17/18 Contracted orthodontic activity (UOA)	4,200
Carry forward orthodontic activity (UOA)	-73
Baseline contract value	£255,320.73

ACCESS

	Contract	England and Wales
24 month ratio of assessments to patient IDs	1.01	1.09

ACTIVITY


Month	Adjusted Scheduled Activity (UOA)	
	2017	2018
April	374	203
May	1,067	592
June	1,469	950
July	2,169	1,481
August	2,571	1,652
September	2,761	2,265
October	3,270	2,646
November	3,569	3,009
December	3,780	3,413
January	3,920	
February	4,198	
March	4,249	
April	4,272	
May	4,273	
June	4,273	

QUALITY

	Contract Quantity	Contract Base Number	Contract *	Region	England
% of all assessments that were assess and fit appliances (rolling 12 month period)	193	236	81.8%	57.7%	58.6%
% of all assessments that were assess and refuse (rolling 12 month period)	34	236	14.4%	11.3%	11.3%
% of all assessments that were assess and review (rolling 12 month period)	9	236	3.8%	31.0%	30.0%
% of terminated courses where treatment was abandoned or discontinued (rolling 12 month period)	7	260	2.7%	8.4%	7.4%
% of completed treatments indicating that PAR score was taken (year to date)	178	187	95.2%	61.0%	64.3%
Rate of removable appliances per 100 fixed appliances - proposed treatment (rolling 12 month period)	25	361	6.93	7.20	5.53
Rate of removable appliances per 100 fixed appliances - completed treatment (rolling 12 month period)	16	466	3.43	6.14	4.60
% of courses of treatment with removable appliances only - proposed treatment (rolling 12 month period)	9	193	4.7%	2.5%	1.9%
% of courses of treatment with removable appliances only - completed treatment (rolling 12 month period)	7	253	2.8%	1.6%	1.4%
% of patients satisfied with the treatment they have received (rolling 12 month period)	8	8	100.0%	96.5%	95.9%

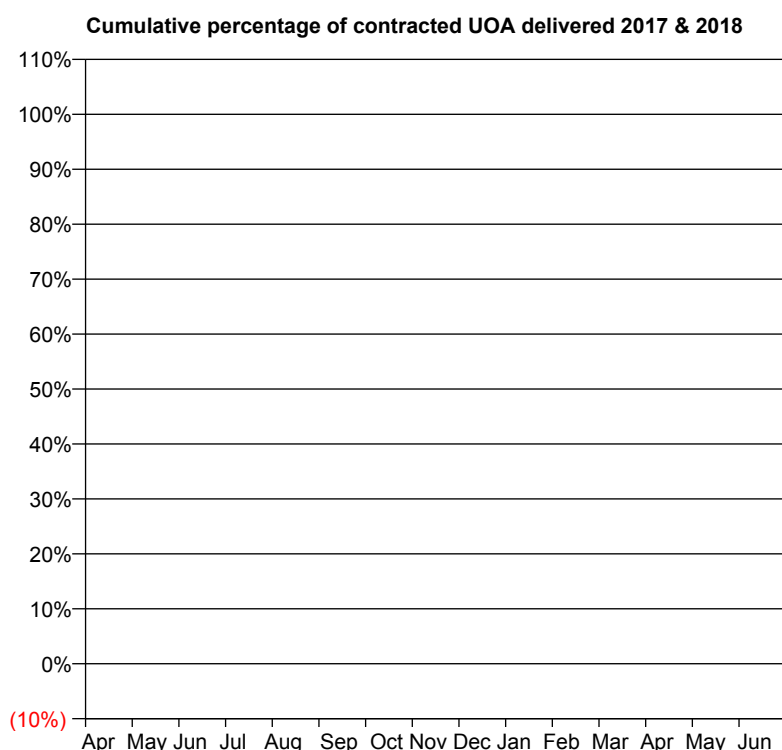
* Figures in italics indicate that the base number is less than 100.

Q56 - Vital Signs Orthodontic At a Glance Contract Report for 124230/0001 - December 2017

Name or company name	Kenneth Ng Surgery Ltd
Contract type name	GDS Contract
Purpose of contract	General and Orthodontic
Contract start date	01/08/2008
Contract end date	

17/18 Contracted general activity (UDA)	9,340
Carry forward general activity (UDA)	-104
17/18 Contracted orthodontic activity (UOA)	0
Carry forward orthodontic activity (UOA)	0
Baseline contract value	£245,198.10

ACCESS	Contract	England and Wales
24 month ratio of assessments to patient IDs	1.17	1.09

ACTIVITY


Month	Adjusted Scheduled Activity (UOA)	
	2017	2018
April	0	1
May	48	24
June	51	46
July	55	50
August	55	98
September	99	99
October	102	120
November	124	130
December	124	175
January	124	
February	124	
March	125	
April	127	
May	127	
June	127	

QUALITY	Contract Quantity	Contract Base Number	Contract *	Region	England
% of all assessments that were assess and fit appliances (rolling 12 month period)	8	39	20.5%	57.7%	58.6%
% of all assessments that were assess and refuse (rolling 12 month period)	0	39	0.0%	11.3%	11.3%
% of all assessments that were assess and review (rolling 12 month period)	31	39	79.5%	31.0%	30.0%
% of terminated courses where treatment was abandoned or discontinued (rolling 12 month period)	0	4	0.0%	8.4%	7.4%
% of completed treatments indicating that PAR score was taken (year to date)	0	2	0.0%	61.0%	64.3%
Rate of removable appliances per 100 fixed appliances - proposed treatment (rolling 12 month period)	1	12	8.33	7.20	5.53
Rate of removable appliances per 100 fixed appliances - completed treatment (rolling 12 month period)	0	4	0.00	6.14	4.60
% of courses of treatment with removable appliances only - proposed treatment (rolling 12 month period)	1	8	12.5%	2.5%	1.9%
% of courses of treatment with removable appliances only - completed treatment (rolling 12 month period)	0	4	0.0%	1.6%	1.4%
% of patients satisfied with the treatment they have received (rolling 12 month period)	0	0	N/A	96.5%	95.9%

* Figures in italics indicate that the base number is less than 100.

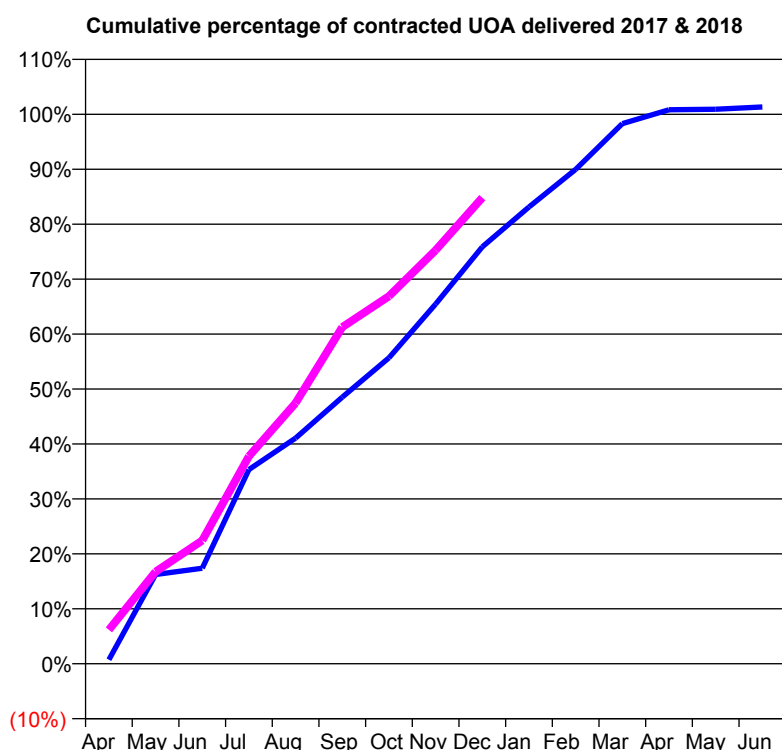
Q56 - Vital Signs Orthodontic At a Glance Contract Report for 132306/0001 - December 2017

Name or company name	Anglia Orthodontics
Contract type name	PDS Contract
Purpose of contract	Orthodontic
Contract start date	01/04/2007
Contract end date	31/03/2018

17/18 Contracted general activity (UDA)	0
Carry forward general activity (UDA)	0
17/18 Contracted orthodontic activity (UOA)	20,512
Carry forward orthodontic activity (UOA)	-273
Baseline contract value	£1,288,110.41

ACCESS

	Contract	England and Wales
24 month ratio of assessments to patient IDs	1.01	1.09

ACTIVITY


Month	Adjusted Scheduled Activity (UOA)	
	2017	2018
April	152	1,265
May	3,332	3,437
June	3,564	4,604
July	7,249	7,750
August	8,424	9,734
September	9,953	12,564
October	11,423	13,721
November	13,429	15,438
December	15,561	17,399
January	17,050	
February	18,453	
March	20,160	
April	20,680	
May	20,701	
June	20,785	

QUALITY

	Contract Quantity	Contract Base Number	Contract *	Region	England
% of all assessments that were assess and fit appliances (rolling 12 month period)	1,072	1,438	74.5%	57.7%	58.6%
% of all assessments that were assess and refuse (rolling 12 month period)	335	1,438	23.3%	11.3%	11.3%
% of all assessments that were assess and review (rolling 12 month period)	31	1,438	2.2%	31.0%	30.0%
% of terminated courses where treatment was abandoned or discontinued (rolling 12 month period)	49	869	5.6%	8.4%	7.4%
% of completed treatments indicating that PAR score was taken (year to date)	605	618	97.9%	61.0%	64.3%
Rate of removable appliances per 100 fixed appliances - proposed treatment (rolling 12 month period)	54	2,078	2.60	7.20	5.53
Rate of removable appliances per 100 fixed appliances - completed treatment (rolling 12 month period)	22	1,591	1.38	6.14	4.60
% of courses of treatment with removable appliances only - proposed treatment (rolling 12 month period)	20	1,072	1.9%	2.5%	1.9%
% of courses of treatment with removable appliances only - completed treatment (rolling 12 month period)	15	820	1.8%	1.6%	1.4%
% of patients satisfied with the treatment they have received (rolling 12 month period)	33	33	100.0%	96.5%	95.9%

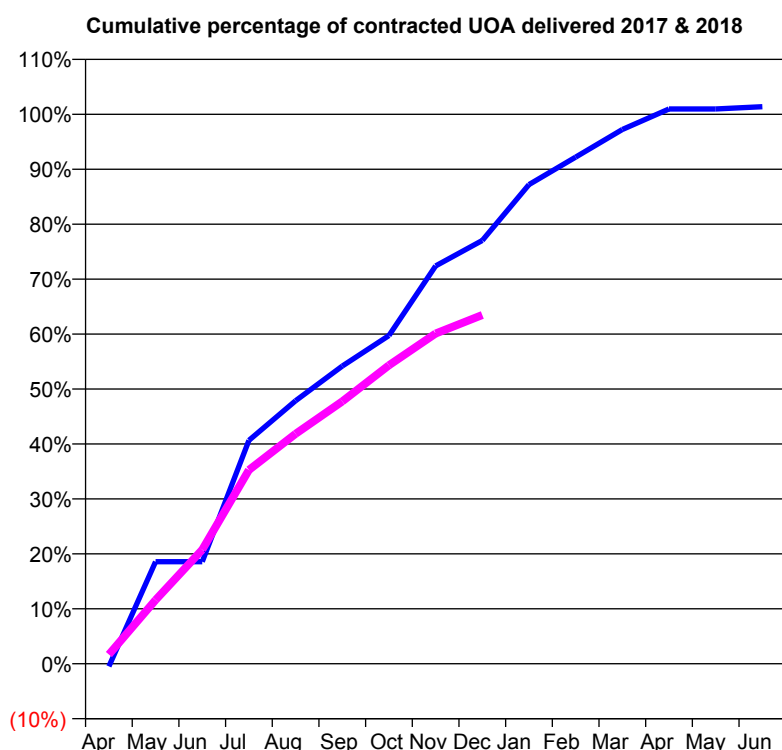
* Figures in italics indicate that the base number is less than 100.

Q56 - Vital Signs Orthodontic At a Glance Contract Report for 132306/0003 - December 2017

Name or company name	Anglia Orthodontics
Contract type name	PDS Contract
Purpose of contract	Orthodontic
Contract start date	01/04/2013
Contract end date	31/03/2018

17/18 Contracted general activity (UDA)	0
Carry forward general activity (UDA)	0
17/18 Contracted orthodontic activity (UOA)	5,128
Carry forward orthodontic activity (UOA)	0
Baseline contract value	£322,027.60

ACCESS	Contract	England and Wales
24 month ratio of assessments to patient IDs	1.01	1.09

ACTIVITY


Month	Adjusted Scheduled Activity (UOA)	
	2017	2018
April	-26	86
May	952	595
June	952	1,065
July	2,085	1,809
August	2,455	2,146
September	2,778	2,448
October	3,063	2,786
November	3,713	3,082
December	3,950	3,255
January	4,472	
February	4,728	
March	4,986	
April	5,177	
May	5,177	
June	5,198	

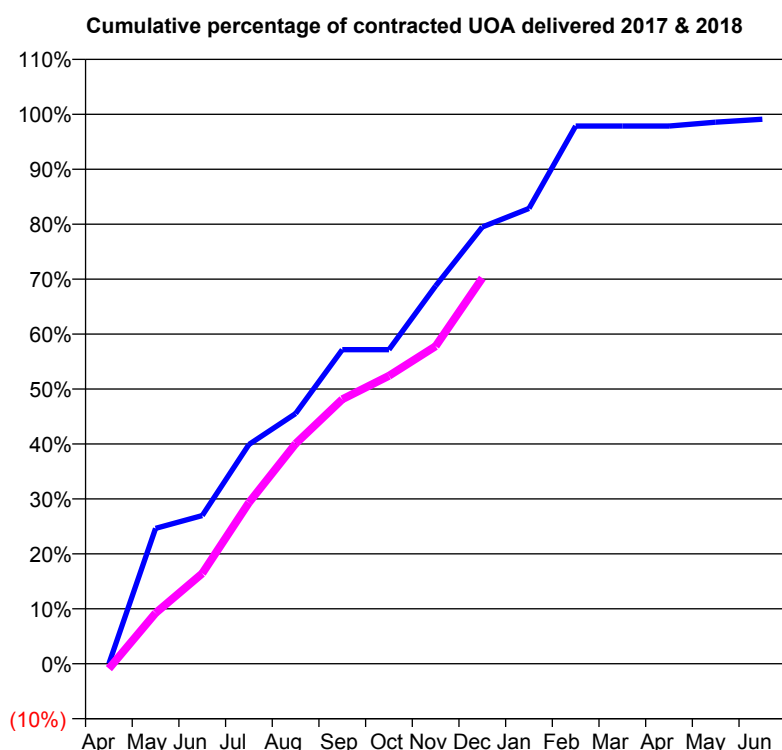
QUALITY	Contract Quantity	Contract Base Number	Contract *	Region	England
% of all assessments that were assess and fit appliances (rolling 12 month period)	222	266	83.5%	57.7%	58.6%
% of all assessments that were assess and refuse (rolling 12 month period)	30	266	11.3%	11.3%	11.3%
% of all assessments that were assess and review (rolling 12 month period)	14	266	5.3%	31.0%	30.0%
% of terminated courses where treatment was abandoned or discontinued (rolling 12 month period)	11	229	4.8%	8.4%	7.4%
% of completed treatments indicating that PAR score was taken (year to date)	149	153	97.4%	61.0%	64.3%
Rate of removable appliances per 100 fixed appliances - proposed treatment (rolling 12 month period)	12	424	2.83	7.20	5.53
Rate of removable appliances per 100 fixed appliances - completed treatment (rolling 12 month period)	8	419	1.91	6.14	4.60
% of courses of treatment with removable appliances only - proposed treatment (rolling 12 month period)	6	222	2.7%	2.5%	1.9%
% of courses of treatment with removable appliances only - completed treatment (rolling 12 month period)	3	218	1.4%	1.6%	1.4%
% of patients satisfied with the treatment they have received (rolling 12 month period)	3	3	100.0%	96.5%	95.9%

* Figures in italics indicate that the base number is less than 100.

Q56 - Vital Signs Orthodontic At a Glance Contract Report for 133582/0001 - December 2017

Name or company name	Dr Horan & Dr Simkiene	17/18 Contracted general activity (UDA)	15,998
Contract type name	GDS Contract	Carry forward general activity (UDA)	150
Purpose of contract	General and Orthodontic	17/18 Contracted orthodontic activity (UOA)	4,054
Contract start date	01/05/2013	Carry forward orthodontic activity (UOA)	37
Contract end date		Baseline contract value	£603,376.67

ACCESS	Contract	England and Wales
24 month ratio of assessments to patient IDs	1.71	1.09

ACTIVITY


Month	Adjusted Scheduled Activity (UOA)	
	2017	2018
April	0	-37
May	999	374
June	1,093	667
July	1,618	1,189
August	1,846	1,624
September	2,317	1,951
October	2,317	2,124
November	2,788	2,343
December	3,222	2,846
January	3,359	
February	3,967	
March	3,967	
April	3,967	
May	3,996	
June	4,017	

QUALITY

	Contract Quantity	Contract Base Number	Contract *	Region	England
% of all assessments that were assess and fit appliances (rolling 12 month period)	162	439	36.9%	57.7%	58.6%
% of all assessments that were assess and refuse (rolling 12 month period)	13	439	3.0%	11.3%	11.3%
% of all assessments that were assess and review (rolling 12 month period)	264	439	60.1%	31.0%	30.0%
% of terminated courses where treatment was abandoned or discontinued (rolling 12 month period)	30	157	19.1%	8.4%	7.4%
% of completed treatments indicating that PAR score was taken (year to date)	113	115	98.3%	61.0%	64.3%
Rate of removable appliances per 100 fixed appliances - proposed treatment (rolling 12 month period)	1	244	0.41	7.20	5.53
Rate of removable appliances per 100 fixed appliances - completed treatment (rolling 12 month period)	2	241	0.83	6.14	4.60
% of courses of treatment with removable appliances only - proposed treatment (rolling 12 month period)	1	162	0.6%	2.5%	1.9%
% of courses of treatment with removable appliances only - completed treatment (rolling 12 month period)	1	127	0.8%	1.6%	1.4%
% of patients satisfied with the treatment they have received (rolling 12 month period)	0	0	N/A	96.5%	95.9%

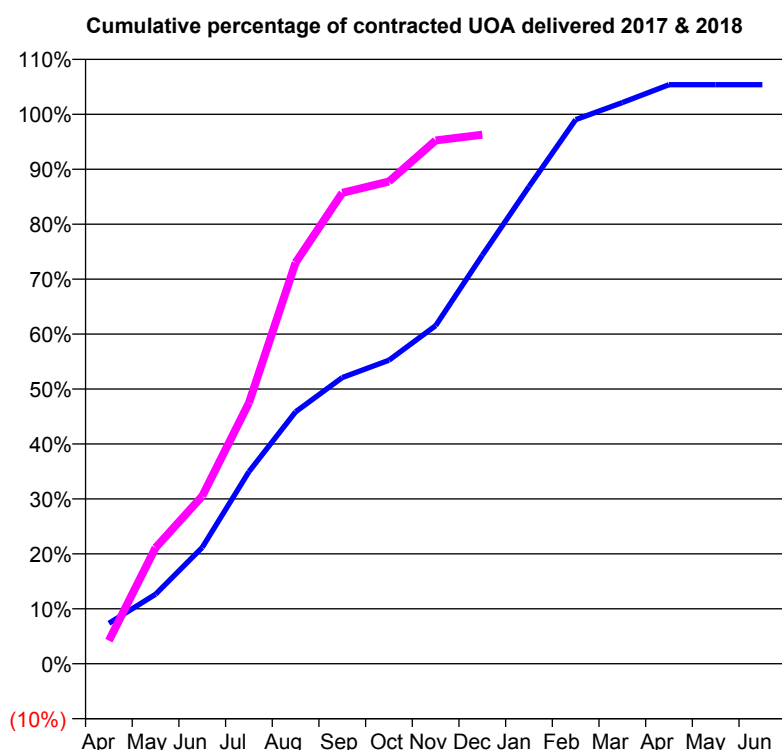
* Figures in italics indicate that the base number is less than 100.

Q56 - Vital Signs Orthodontic At a Glance Contract Report for 157635/0001 - December 2017

Name or company name	Friars Street Dental Ltd
Contract type name	GDS Contract
Purpose of contract	General and Orthodontic
Contract start date	01/11/2015
Contract end date	

17/18 Contracted general activity (UDA)	2,500
Carry forward general activity (UDA)	0
17/18 Contracted orthodontic activity (UOA)	2,022
Carry forward orthodontic activity (UOA)	-40
Baseline contract value	£186,107.00

ACCESS	Contract	England and Wales
24 month ratio of assessments to patient IDs	1.03	1.09

ACTIVITY


Month	Adjusted Scheduled Activity (UOA)	
	2017	2018
April	149	85
May	256	427
June	428	617
July	707	960
August	927	1,476
September	1,053	1,733
October	1,117	1,775
November	1,244	1,926
December	1,503	1,947
January	1,756	
February	2,002	
March	2,065	
April	2,131	
May	2,131	
June	2,131	

QUALITY	Contract Quantity	Contract Base Number	Contract *	Region	England
% of all assessments that were assess and fit appliances (rolling 12 month period)	119	170	70.0%	57.7%	58.6%
% of all assessments that were assess and refuse (rolling 12 month period)	15	170	8.8%	11.3%	11.3%
% of all assessments that were assess and review (rolling 12 month period)	36	170	21.2%	31.0%	30.0%
% of terminated courses where treatment was abandoned or discontinued (rolling 12 month period)	2	74	2.7%	8.4%	7.4%
% of completed treatments indicating that PAR score was taken (year to date)	4	61	6.6%	61.0%	64.3%
Rate of removable appliances per 100 fixed appliances - proposed treatment (rolling 12 month period)	0	0	N/A	7.20	5.53
Rate of removable appliances per 100 fixed appliances - completed treatment (rolling 12 month period)	0	0	N/A	6.14	4.60
% of courses of treatment with removable appliances only - proposed treatment (rolling 12 month period)	0	119	0.0%	2.5%	1.9%
% of courses of treatment with removable appliances only - completed treatment (rolling 12 month period)	0	72	0.0%	1.6%	1.4%
% of patients satisfied with the treatment they have received (rolling 12 month period)	3	3	100.0%	96.5%	95.9%

* Figures in italics indicate that the base number is less than 100.

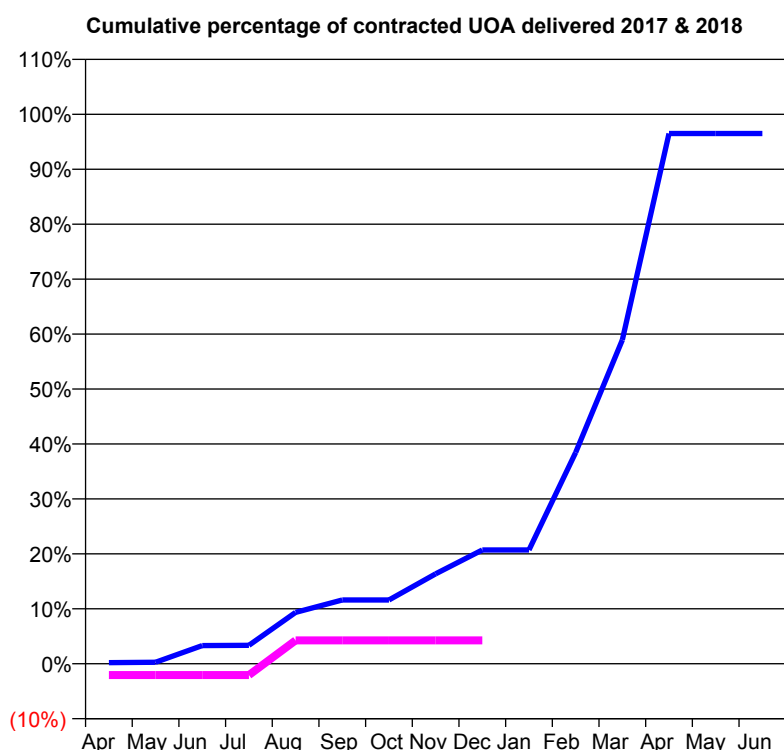
Q56 - Vital Signs Orthodontic At a Glance Contract Report for 157872/0001 - December 2017

Name or company name	St Marks Orthodontics
Contract type name	PDS Contract
Purpose of contract	Orthodontic
Contract start date	19/08/2013
Contract end date	31/03/2018

17/18 Contracted general activity (UDA)	0
Carry forward general activity (UDA)	0
17/18 Contracted orthodontic activity (UOA)	1,454
Carry forward orthodontic activity (UOA)	51
Baseline contract value	£88,910.12

ACCESS

	Contract	England and Wales
24 month ratio of assessments to patient IDs	1.05	1.09

ACTIVITY


Month	Adjusted Scheduled Activity (UOA)	
	2017	2018
April	3	-30
May	4	-30
June	48	-30
July	49	-30
August	136	62
September	169	62
October	169	62
November	238	62
December	301	62
January	301	
February	559	
March	857	
April	1,403	
May	1,403	
June	1,403	

QUALITY

	Contract Quantity	Contract Base Number	Contract *	Region	England
% of all assessments that were assess and fit appliances (rolling 12 month period)	61	68	89.7%	57.7%	58.6%
% of all assessments that were assess and refuse (rolling 12 month period)	0	68	0.0%	11.3%	11.3%
% of all assessments that were assess and review (rolling 12 month period)	7	68	10.3%	31.0%	30.0%
% of terminated courses where treatment was abandoned or discontinued (rolling 12 month period)	4	49	8.2%	8.4%	7.4%
% of completed treatments indicating that PAR score was taken (year to date)	0	0	N/A	61.0%	64.3%
Rate of removable appliances per 100 fixed appliances - proposed treatment (rolling 12 month period)	12	56	21.43	7.20	5.53
Rate of removable appliances per 100 fixed appliances - completed treatment (rolling 12 month period)	3	33	9.09	6.14	4.60
% of courses of treatment with removable appliances only - proposed treatment (rolling 12 month period)	8	61	13.1%	2.5%	1.9%
% of courses of treatment with removable appliances only - completed treatment (rolling 12 month period)	0	45	0.0%	1.6%	1.4%
% of patients satisfied with the treatment they have received (rolling 12 month period)	6	6	100.0%	96.5%	95.9%

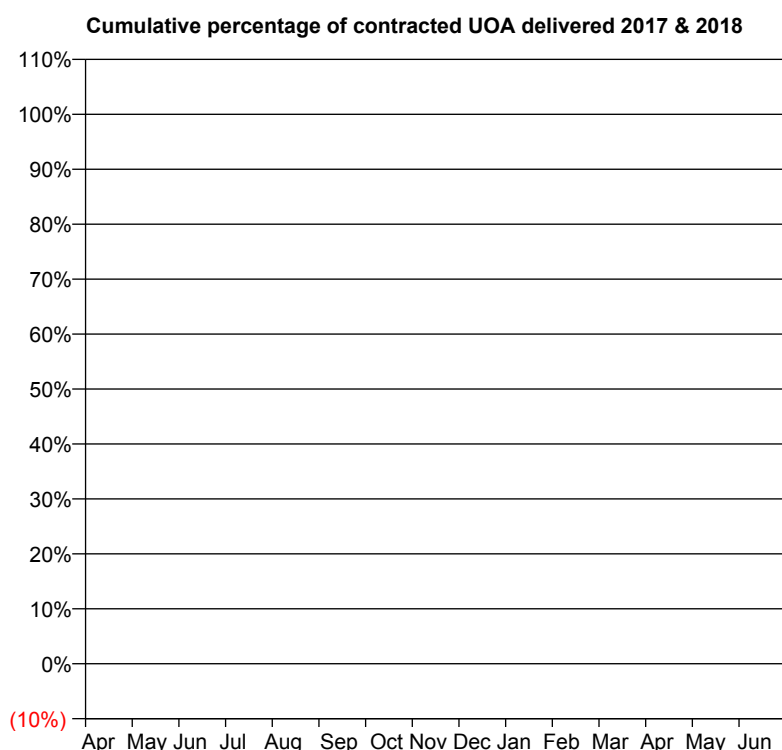
* Figures in italics indicate that the base number is less than 100.

Q56 - Vital Signs Orthodontic At a Glance Contract Report for 158976/0001 - December 2017

Name or company name	Tuddenham Road Dental Surgery
Contract type name	PDS Contract
Purpose of contract	General
Contract start date	01/04/2012
Contract end date	31/03/2018

17/18 Contracted general activity (UDA)	1,331
Carry forward general activity (UDA)	0
17/18 Contracted orthodontic activity (UOA)	0
Carry forward orthodontic activity (UOA)	0
Baseline contract value	£29,732.13

ACCESS	Contract	England and Wales
24 month ratio of assessments to patient IDs	1.00	1.09

ACTIVITY


Month	Adjusted Scheduled Activity (UOA)	
	2017	2018
April	0	1
May	0	1
June	0	1
July	1	1
August	1	1
September	1	1
October	1	1
November	1	1
December	1	1
January	1	
February	1	
March	1	
April	1	
May	1	
June	1	

QUALITY	Contract Quantity	Contract Base Number	Contract *	Region	England
% of all assessments that were assess and fit appliances (rolling 12 month period)	0	1	0.0%	57.7%	58.6%
% of all assessments that were assess and refuse (rolling 12 month period)	1	1	100.0%	11.3%	11.3%
% of all assessments that were assess and review (rolling 12 month period)	0	1	0.0%	31.0%	30.0%
% of terminated courses where treatment was abandoned or discontinued (rolling 12 month period)	0	0	N/A	8.4%	7.4%
% of completed treatments indicating that PAR score was taken (year to date)	0	0	N/A	61.0%	64.3%
Rate of removable appliances per 100 fixed appliances - proposed treatment (rolling 12 month period)	0	0	N/A	7.20	5.53
Rate of removable appliances per 100 fixed appliances - completed treatment (rolling 12 month period)	0	0	N/A	6.14	4.60
% of courses of treatment with removable appliances only - proposed treatment (rolling 12 month period)	0	0	N/A	2.5%	1.9%
% of courses of treatment with removable appliances only - completed treatment (rolling 12 month period)	0	0	N/A	1.6%	1.4%
% of patients satisfied with the treatment they have received (rolling 12 month period)	0	0	N/A	96.5%	95.9%

* Figures in italics indicate that the base number is less than 100.

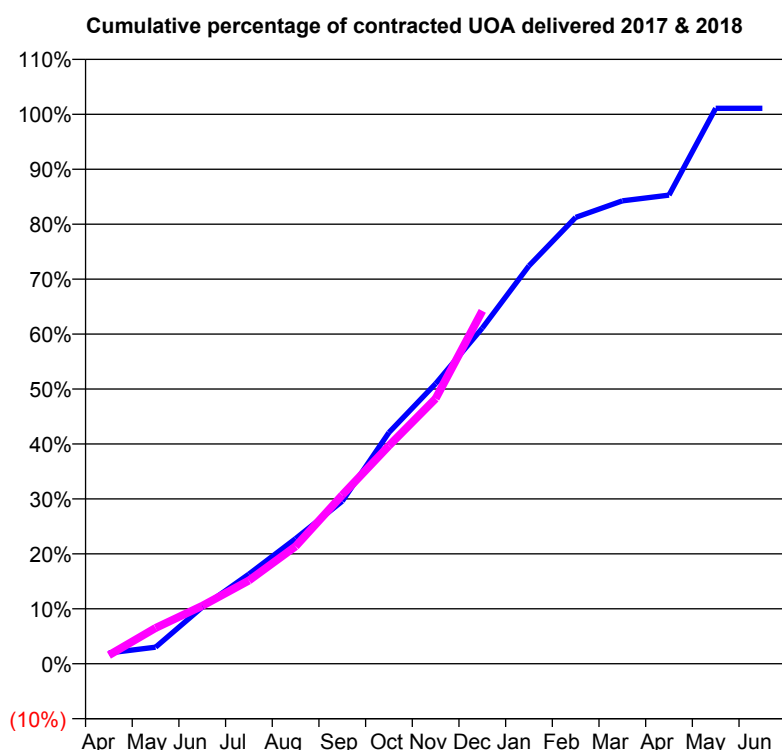
Q56 - Vital Signs Orthodontic At a Glance Contract Report for 163325/0001 - December 2017

Name or company name	Campbell Huber Orthodontists
Contract type name	PDS Contract
Purpose of contract	Orthodontic
Contract start date	01/04/2009
Contract end date	31/03/2018

17/18 Contracted general activity (UDA)	0
Carry forward general activity (UDA)	0
17/18 Contracted orthodontic activity (UOA)	4,781
Carry forward orthodontic activity (UOA)	-52
Baseline contract value	£296,618.15

ACCESS

	Contract	England and Wales
24 month ratio of assessments to patient IDs	1.27	1.09

ACTIVITY


Month	Adjusted Scheduled Activity (UOA)	
	2017	2018
April	94	75
May	145	312
June	493	504
July	780	724
August	1,089	1,022
September	1,415	1,468
October	2,012	1,897
November	2,437	2,307
December	2,921	3,070
January	3,463	
February	3,884	
March	4,028	
April	4,077	
May	4,833	
June	4,833	

QUALITY

	Contract Quantity	Contract Base Number	Contract *	Region	England
% of all assessments that were assess and fit appliances (rolling 12 month period)	218	602	36.2%	57.7%	58.6%
% of all assessments that were assess and refuse (rolling 12 month period)	103	602	17.1%	11.3%	11.3%
% of all assessments that were assess and review (rolling 12 month period)	281	602	46.7%	31.0%	30.0%
% of terminated courses where treatment was abandoned or discontinued (rolling 12 month period)	25	193	13.0%	8.4%	7.4%
% of completed treatments indicating that PAR score was taken (year to date)	64	121	52.9%	61.0%	64.3%
Rate of removable appliances per 100 fixed appliances - proposed treatment (rolling 12 month period)	38	421	9.03	7.20	5.53
Rate of removable appliances per 100 fixed appliances - completed treatment (rolling 12 month period)	12	321	3.74	6.14	4.60
% of courses of treatment with removable appliances only - proposed treatment (rolling 12 month period)	3	218	1.4%	2.5%	1.9%
% of courses of treatment with removable appliances only - completed treatment (rolling 12 month period)	0	168	0.0%	1.6%	1.4%
% of patients satisfied with the treatment they have received (rolling 12 month period)	1	1	100.0%	96.5%	95.9%

* Figures in italics indicate that the base number is less than 100.

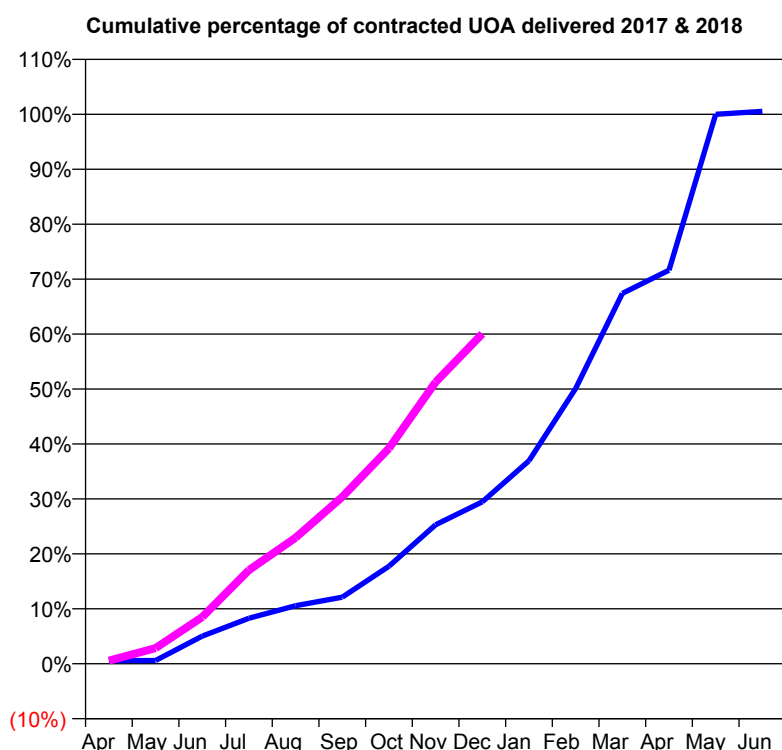
Q56 - Vital Signs Orthodontic At a Glance Contract Report for 163325/0002 - December 2017

Name or company name	Campbell Huber Orthodontists
Contract type name	PDS Contract
Purpose of contract	Orthodontic
Contract start date	01/09/2009
Contract end date	31/08/2019

17/18 Contracted general activity (UDA)	0
Carry forward general activity (UDA)	0
17/18 Contracted orthodontic activity (UOA)	4,075
Carry forward orthodontic activity (UOA)	-21
Baseline contract value	£265,213.26

ACCESS	Contract	England and Wales
--------	----------	-------------------

24 month ratio of assessments to patient IDs	1.28	1.09
--	------	------

ACTIVITY


Month	Adjusted Scheduled Activity (UOA)	
	2017	2018
April	23	23
May	24	116
June	205	347
July	338	695
August	431	935
September	494	1,238
October	723	1,598
November	1,031	2,089
December	1,201	2,447
January	1,506	
February	2,042	
March	2,747	
April	2,919	
May	4,075	
June	4,096	

QUALITY	Contract Quantity	Contract Base Number	Contract *	Region	England
---------	-------------------	----------------------	------------	--------	---------

% of all assessments that were assess and fit appliances (rolling 12 month period)	233	677	34.4%	57.7%	58.6%
% of all assessments that were assess and refuse (rolling 12 month period)	124	677	18.3%	11.3%	11.3%
% of all assessments that were assess and review (rolling 12 month period)	320	677	47.3%	31.0%	30.0%
% of terminated courses where treatment was abandoned or discontinued (rolling 12 month period)	17	119	14.3%	8.4%	7.4%
% of completed treatments indicating that PAR score was taken (year to date)	44	73	60.3%	61.0%	64.3%
Rate of removable appliances per 100 fixed appliances - proposed treatment (rolling 12 month period)	42	451	9.31	7.20	5.53
Rate of removable appliances per 100 fixed appliances - completed treatment (rolling 12 month period)	10	195	5.13	6.14	4.60
% of courses of treatment with removable appliances only - proposed treatment (rolling 12 month period)	0	233	0.0%	2.5%	1.9%
% of courses of treatment with removable appliances only - completed treatment (rolling 12 month period)	1	102	1.0%	1.6%	1.4%
% of patients satisfied with the treatment they have received (rolling 12 month period)	5	5	100.0%	96.5%	95.9%

* Figures in italics indicate that the base number is less than 100.

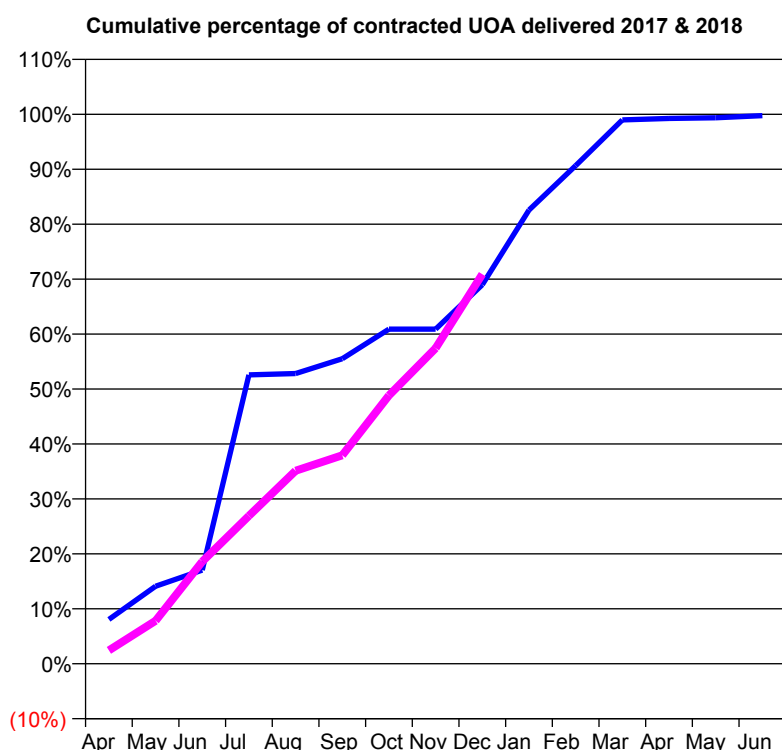
Q56 - Vital Signs Orthodontic At a Glance Contract Report for 168289/0001 - December 2017

Name or company name	Mr Wolkenstien & Ms L Lucchesi
Contract type name	PDS Contract
Purpose of contract	Orthodontic
Contract start date	01/04/2013
Contract end date	31/03/2018

17/18 Contracted general activity (UDA)	0
Carry forward general activity (UDA)	0
17/18 Contracted orthodontic activity (UOA)	780
Carry forward orthodontic activity (UOA)	2
Baseline contract value	£48,982.35

ACCESS

	Contract	England and Wales
24 month ratio of assessments to patient IDs	1.15	1.09

ACTIVITY


Month	Adjusted Scheduled Activity (UOA)	
	2017	2018
April	63	19
May	110	61
June	133	145
July	410	210
August	412	274
September	433	296
October	475	381
November	475	448
December	538	553
January	644	
February	707	
March	772	
April	774	
May	775	
June	778	

QUALITY

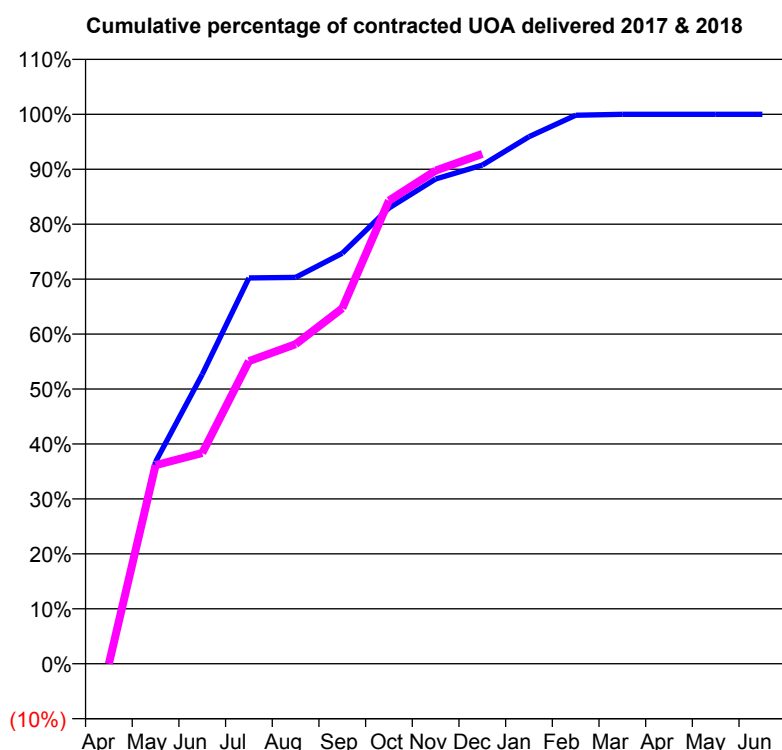
	Contract Quantity	Contract Base Number	Contract *	Region	England
% of all assessments that were assess and fit appliances (rolling 12 month period)	38	58	65.5%	57.7%	58.6%
% of all assessments that were assess and refuse (rolling 12 month period)	0	58	0.0%	11.3%	11.3%
% of all assessments that were assess and review (rolling 12 month period)	20	58	34.5%	31.0%	30.0%
% of terminated courses where treatment was abandoned or discontinued (rolling 12 month period)	2	35	5.7%	8.4%	7.4%
% of completed treatments indicating that PAR score was taken (year to date)	0	23	0.0%	61.0%	64.3%
Rate of removable appliances per 100 fixed appliances - proposed treatment (rolling 12 month period)	2	73	2.74	7.20	5.53
Rate of removable appliances per 100 fixed appliances - completed treatment (rolling 12 month period)	0	64	0.00	6.14	4.60
% of courses of treatment with removable appliances only - proposed treatment (rolling 12 month period)	1	38	2.6%	2.5%	1.9%
% of courses of treatment with removable appliances only - completed treatment (rolling 12 month period)	0	33	0.0%	1.6%	1.4%
% of patients satisfied with the treatment they have received (rolling 12 month period)	0	0	N/A	96.5%	95.9%

* Figures in italics indicate that the base number is less than 100.

Q56 - Vital Signs Orthodontic At a Glance Contract Report for 169501/0001 - December 2017

Name or company name	Orthoactive Ltd	17/18 Contracted general activity (UDA)	0
Contract type name	PDS Contract	Carry forward general activity (UDA)	0
Purpose of contract	Orthodontic	17/18 Contracted orthodontic activity (UOA)	2,954
Contract start date	01/04/2011	Carry forward orthodontic activity (UOA)	0
Contract end date	31/03/2018	Baseline contract value	£176,366.99

ACCESS	Contract	England and Wales
24 month ratio of assessments to patient IDs	1.06	1.09

ACTIVITY


Month	Adjusted Scheduled Activity (UOA)	
	2017	2018
April	3	0
May	1,086	1,068
June	1,556	1,133
July	2,074	1,627
August	2,077	1,718
September	2,207	1,911
October	2,450	2,490
November	2,606	2,651
December	2,681	2,741
January	2,833	
February	2,949	
March	2,954	
April	2,954	
May	2,954	
June	2,954	

QUALITY

	Contract Quantity	Contract Base Number	Contract *	Region	England
% of all assessments that were assess and fit appliances (rolling 12 month period)	139	234	59.4%	57.7%	58.6%
% of all assessments that were assess and refuse (rolling 12 month period)	69	234	29.5%	11.3%	11.3%
% of all assessments that were assess and review (rolling 12 month period)	26	234	11.1%	31.0%	30.0%
% of terminated courses where treatment was abandoned or discontinued (rolling 12 month period)	4	85	4.7%	8.4%	7.4%
% of completed treatments indicating that PAR score was taken (year to date)	38	69	55.1%	61.0%	64.3%
Rate of removable appliances per 100 fixed appliances - proposed treatment (rolling 12 month period)	0	274	0.00	7.20	5.53
Rate of removable appliances per 100 fixed appliances - completed treatment (rolling 12 month period)	0	0	N/A	6.14	4.60
% of courses of treatment with removable appliances only - proposed treatment (rolling 12 month period)	0	139	0.0%	2.5%	1.9%
% of courses of treatment with removable appliances only - completed treatment (rolling 12 month period)	0	81	0.0%	1.6%	1.4%
% of patients satisfied with the treatment they have received (rolling 12 month period)	15	15	100.0%	96.5%	95.9%

* Figures in italics indicate that the base number is less than 100.

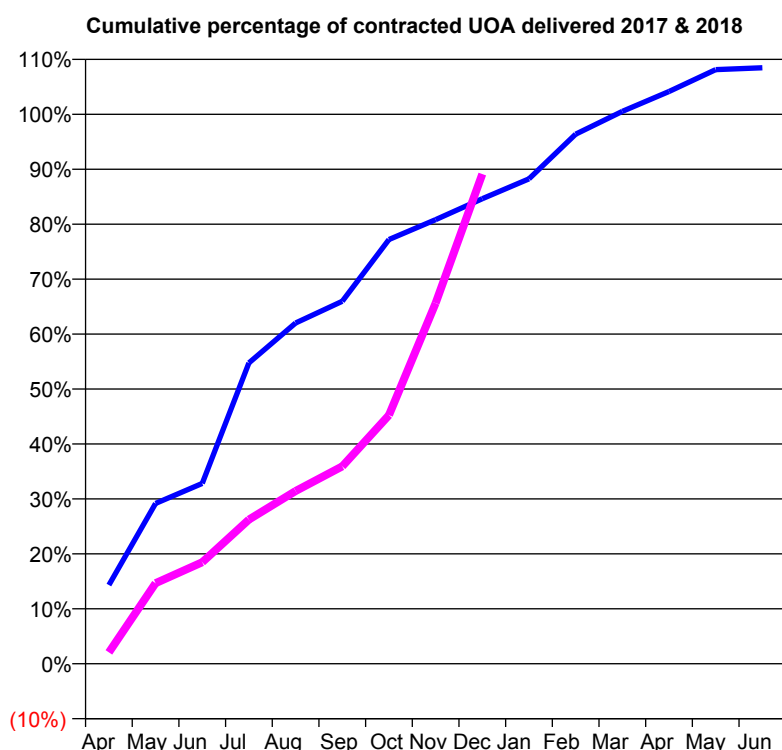
Q56 - Vital Signs Orthodontic At a Glance Contract Report for 171239/0001 - December 2017

Name or company name	The Loddon Dental Practice
Contract type name	GDS Contract
Purpose of contract	General and Orthodontic
Contract start date	13/10/2007
Contract end date	

17/18 Contracted general activity (UDA)	18,962
Carry forward general activity (UDA)	65
17/18 Contracted orthodontic activity (UOA)	579
Carry forward orthodontic activity (UOA)	-12
Baseline contract value	£522,156.05

ACCESS

	Contract	England and Wales
24 month ratio of assessments to patient IDs	1.05	1.09

ACTIVITY


Month	Adjusted Scheduled Activity (UOA)	
	2017	2018
April	83	12
May	169	85
June	190	107
July	317	152
August	359	182
September	382	208
October	447	262
November	468	380
December	490	516
January	511	
February	558	
March	582	
April	603	
May	626	
June	628	

QUALITY

	Contract Quantity	Contract Base Number	Contract *	Region	England
% of all assessments that were assess and fit appliances (rolling 12 month period)	27	107	25.2%	57.7%	58.6%
% of all assessments that were assess and refuse (rolling 12 month period)	22	107	20.6%	11.3%	11.3%
% of all assessments that were assess and review (rolling 12 month period)	58	107	54.2%	31.0%	30.0%
% of terminated courses where treatment was abandoned or discontinued (rolling 12 month period)	2	16	12.5%	8.4%	7.4%
% of completed treatments indicating that PAR score was taken (year to date)	8	12	66.7%	61.0%	64.3%
Rate of removable appliances per 100 fixed appliances - proposed treatment (rolling 12 month period)	3	52	5.77	7.20	5.53
Rate of removable appliances per 100 fixed appliances - completed treatment (rolling 12 month period)	1	15	6.67	6.14	4.60
% of courses of treatment with removable appliances only - proposed treatment (rolling 12 month period)	0	27	0.0%	2.5%	1.9%
% of courses of treatment with removable appliances only - completed treatment (rolling 12 month period)	0	14	0.0%	1.6%	1.4%
% of patients satisfied with the treatment they have received (rolling 12 month period)	1	1	100.0%	96.5%	95.9%

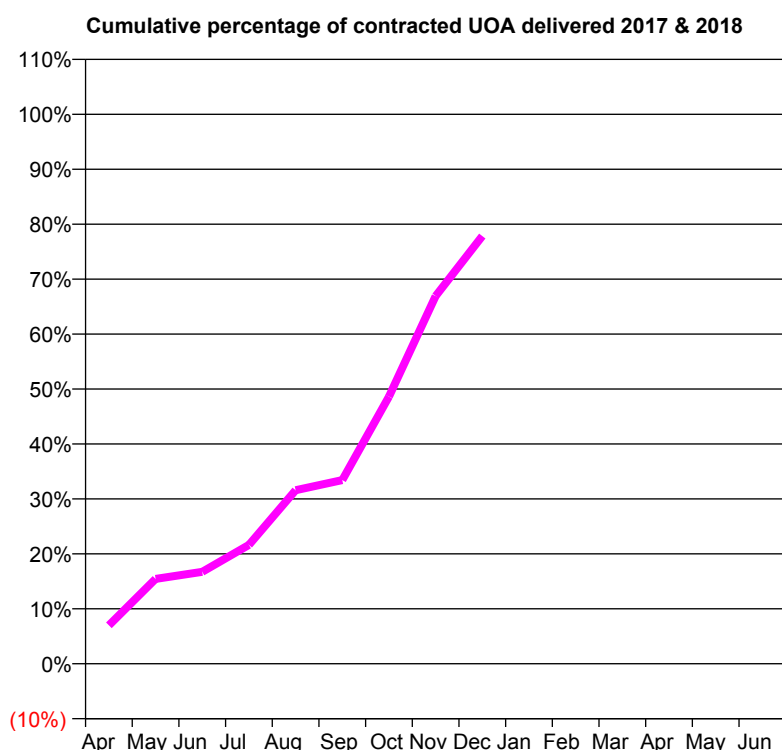
* Figures in italics indicate that the base number is less than 100.

Q56 - Vital Signs Orthodontic At a Glance Contract Report for 171239/0002 - December 2017

Name or company name	The Loddon Dental Practice
Contract type name	PDS Contract
Purpose of contract	General and Orthodontic
Contract start date	04/01/2015
Contract end date	31/03/2018

17/18 Contracted general activity (UDA)	0
Carry forward general activity (UDA)	0
17/18 Contracted orthodontic activity (UOA)	4,936
Carry forward orthodontic activity (UOA)	0
Baseline contract value	£303,701.51

ACCESS	Contract	England and Wales
24 month ratio of assessments to patient IDs	1.02	1.09

ACTIVITY


Month	Adjusted Scheduled Activity (UOA)	
	2017	2018
April	0	345
May	129	763
June	278	826
July	536	1,068
August	979	1,559
September	1,481	1,650
October	2,164	2,400
November	3,076	3,303
December	3,713	3,842
January	4,236	
February	4,870	
March	4,915	
April	4,937	
May	5,001	
June	5,001	

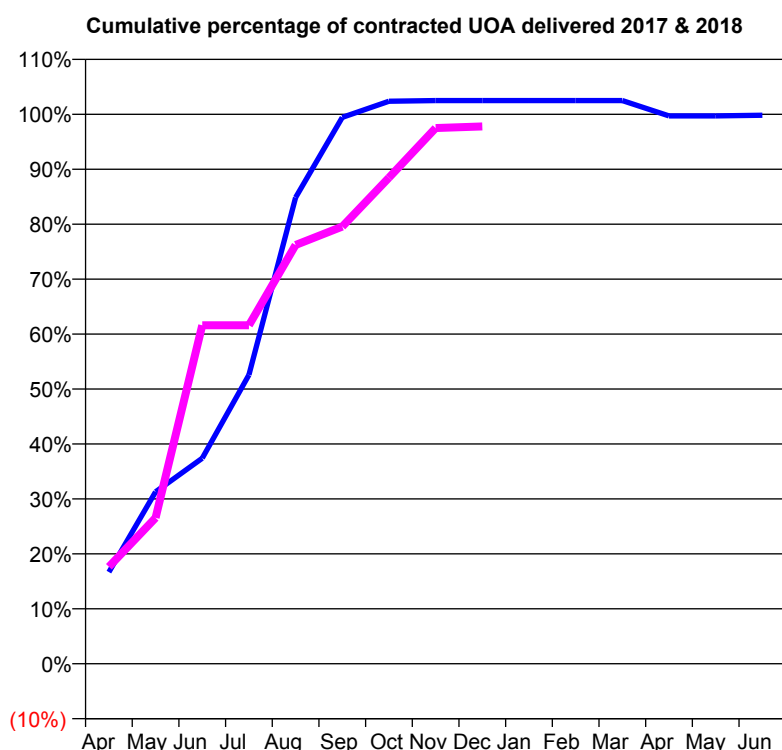
QUALITY	Contract Quantity	Contract Base Number	Contract *	Region	England
% of all assessments that were assess and fit appliances (rolling 12 month period)	239	370	64.6%	57.7%	58.6%
% of all assessments that were assess and refuse (rolling 12 month period)	48	370	13.0%	11.3%	11.3%
% of all assessments that were assess and review (rolling 12 month period)	83	370	22.4%	31.0%	30.0%
% of terminated courses where treatment was abandoned or discontinued (rolling 12 month period)	2	13	15.4%	8.4%	7.4%
% of completed treatments indicating that PAR score was taken (year to date)	10	11	90.9%	61.0%	64.3%
Rate of removable appliances per 100 fixed appliances - proposed treatment (rolling 12 month period)	21	462	4.55	7.20	5.53
Rate of removable appliances per 100 fixed appliances - completed treatment (rolling 12 month period)	0	21	0.00	6.14	4.60
% of courses of treatment with removable appliances only - proposed treatment (rolling 12 month period)	0	239	0.0%	2.5%	1.9%
% of courses of treatment with removable appliances only - completed treatment (rolling 12 month period)	0	11	0.0%	1.6%	1.4%
% of patients satisfied with the treatment they have received (rolling 12 month period)	4	4	100.0%	96.5%	95.9%

* Figures in italics indicate that the base number is less than 100.

Q56 - Vital Signs Orthodontic At a Glance Contract Report for 176702/0001 - December 2017

Name or company name	Jeffrey Sherer and Larry Levin	17/18 Contracted general activity (UDA)	12,500
Contract type name	GDS Contract	Carry forward general activity (UDA)	3,000
Purpose of contract	General and Orthodontic	17/18 Contracted orthodontic activity (UOA)	719
Contract start date	01/04/2012	Carry forward orthodontic activity (UOA)	0
Contract end date		Baseline contract value	£315,836.91

ACCESS	Contract	England and Wales
24 month ratio of assessments to patient IDs	1.00	1.09

ACTIVITY


Month	Adjusted Scheduled Activity (UOA)	
	2017	2018
April	120	127
May	225	191
June	269	443
July	378	443
August	610	548
September	715	572
October	736	636
November	737	701
December	737	703
January	737	
February	737	
March	737	
April	717	
May	717	
June	718	

QUALITY	Contract Quantity	Contract Base Number	Contract *	Region	England
% of all assessments that were assess and fit appliances (rolling 12 month period)	33	45	73.3%	57.7%	58.6%
% of all assessments that were assess and refuse (rolling 12 month period)	12	45	26.7%	11.3%	11.3%
% of all assessments that were assess and review (rolling 12 month period)	0	45	0.0%	31.0%	30.0%
% of terminated courses where treatment was abandoned or discontinued (rolling 12 month period)	3	21	14.3%	8.4%	7.4%
% of completed treatments indicating that PAR score was taken (year to date)	15	16	93.8%	61.0%	64.3%
Rate of removable appliances per 100 fixed appliances - proposed treatment (rolling 12 month period)	1	64	1.56	7.20	5.53
Rate of removable appliances per 100 fixed appliances - completed treatment (rolling 12 month period)	0	36	0.00	6.14	4.60
% of courses of treatment with removable appliances only - proposed treatment (rolling 12 month period)	0	33	0.0%	2.5%	1.9%
% of courses of treatment with removable appliances only - completed treatment (rolling 12 month period)	0	18	0.0%	1.6%	1.4%
% of patients satisfied with the treatment they have received (rolling 12 month period)	2	2	100.0%	96.5%	95.9%

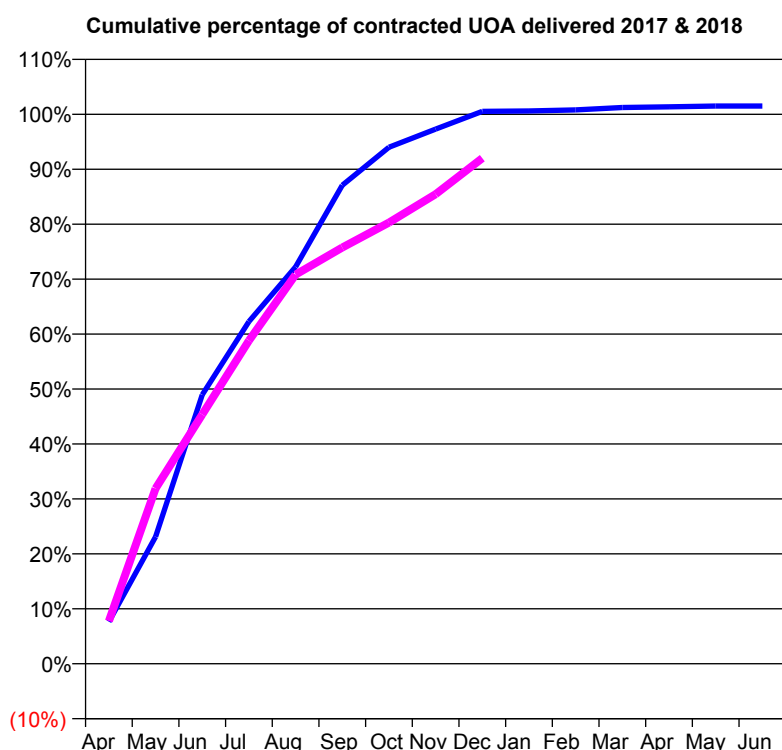
* Figures in italics indicate that the base number is less than 100.

Q56 - Vital Signs Orthodontic At a Glance Contract Report for 178861/0001 - December 2017

Name or company name	Smile Orthodontics
Contract type name	PDS Contract
Purpose of contract	Orthodontic
Contract start date	01/07/2008
Contract end date	30/09/2018

17/18 Contracted general activity (UDA)	0
Carry forward general activity (UDA)	0
17/18 Contracted orthodontic activity (UOA)	13,458
Carry forward orthodontic activity (UOA)	-202
Baseline contract value	£782,636.16

ACCESS	Contract	England and Wales
24 month ratio of assessments to patient IDs	1.04	1.09

ACTIVITY


Month	Adjusted Scheduled Activity (UOA)	
	2017	2018
April	1,029	1,046
May	3,112	4,293
June	6,589	6,104
July	8,383	7,915
August	9,721	9,531
September	11,718	10,193
October	12,649	10,806
November	13,095	11,501
December	13,529	12,382
January	13,538	
February	13,566	
March	13,623	
April	13,639	
May	13,660	
June	13,660	

QUALITY	Contract Quantity	Contract Base Number	Contract *	Region	England
% of all assessments that were assess and fit appliances (rolling 12 month period)	563	1,326	42.5%	57.7%	58.6%
% of all assessments that were assess and refuse (rolling 12 month period)	164	1,326	12.4%	11.3%	11.3%
% of all assessments that were assess and review (rolling 12 month period)	599	1,326	45.2%	31.0%	30.0%
% of terminated courses where treatment was abandoned or discontinued (rolling 12 month period)	31	628	4.9%	8.4%	7.4%
% of completed treatments indicating that PAR score was taken (year to date)	0	466	0.0%	61.0%	64.3%
Rate of removable appliances per 100 fixed appliances - proposed treatment (rolling 12 month period)	36	1,082	3.33	7.20	5.53
Rate of removable appliances per 100 fixed appliances - completed treatment (rolling 12 month period)	40	1,151	3.48	6.14	4.60
% of courses of treatment with removable appliances only - proposed treatment (rolling 12 month period)	17	563	3.0%	2.5%	1.9%
% of courses of treatment with removable appliances only - completed treatment (rolling 12 month period)	16	597	2.7%	1.6%	1.4%
% of patients satisfied with the treatment they have received (rolling 12 month period)	14	14	100.0%	96.5%	95.9%

* Figures in italics indicate that the base number is less than 100.

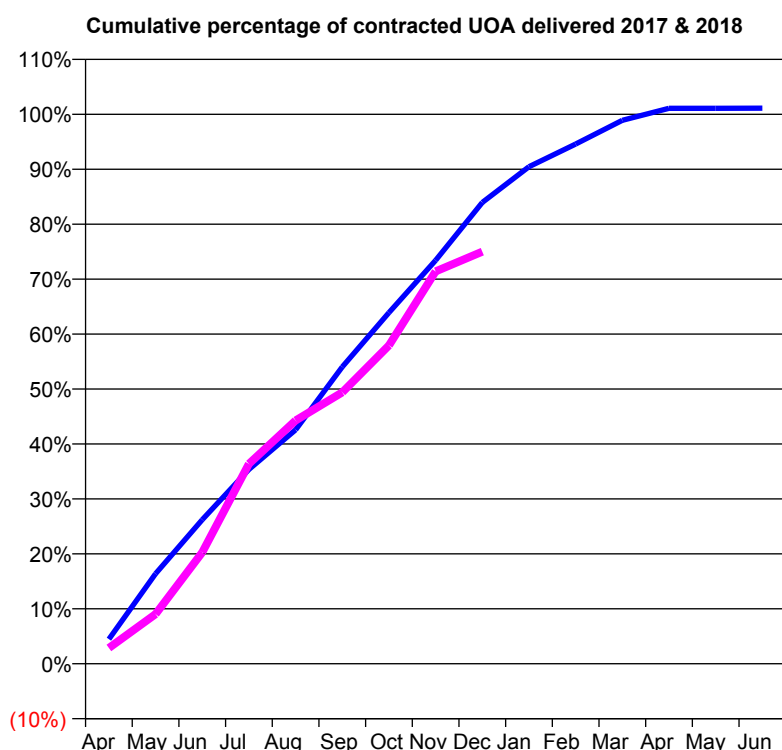
Q56 - Vital Signs Orthodontic At a Glance Contract Report for 182397/0001 - December 2017

Name or company name	Bank Bulidings Dental Practice
Contract type name	GDS Contract
Purpose of contract	General and Orthodontic
Contract start date	01/04/2011
Contract end date	

17/18 Contracted general activity (UDA)	40,973
Carry forward general activity (UDA)	-87
17/18 Contracted orthodontic activity (UOA)	3,067
Carry forward orthodontic activity (UOA)	-34
Baseline contract value	£1,139,529.86

ACCESS

	Contract	England and Wales
24 month ratio of assessments to patient IDs	1.11	1.09

ACTIVITY


Month	Adjusted Scheduled Activity (UOA)	
	2017	2018
April	137	88
May	503	277
June	804	622
July	1,085	1,116
August	1,306	1,358
September	1,657	1,515
October	1,960	1,777
November	2,252	2,190
December	2,575	2,300
January	2,774	
February	2,901	
March	3,033	
April	3,100	
May	3,100	
June	3,101	

QUALITY

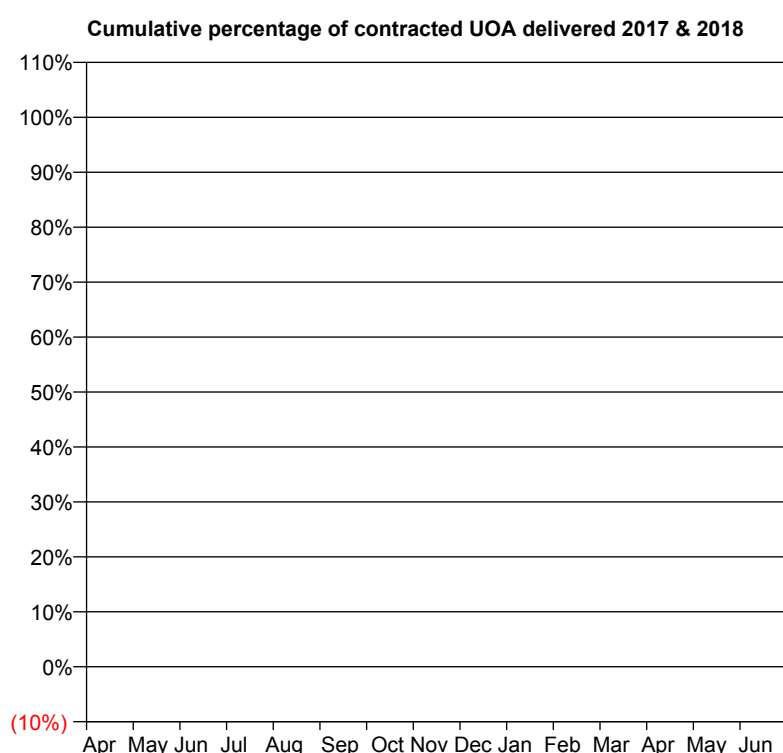
	Contract Quantity	Contract Base Number	Contract *	Region	England
% of all assessments that were assess and fit appliances (rolling 12 month period)	128	265	48.3%	57.7%	58.6%
% of all assessments that were assess and refuse (rolling 12 month period)	34	265	12.8%	11.3%	11.3%
% of all assessments that were assess and review (rolling 12 month period)	103	265	38.9%	31.0%	30.0%
% of terminated courses where treatment was abandoned or discontinued (rolling 12 month period)	2	62	3.2%	8.4%	7.4%
% of completed treatments indicating that PAR score was taken (year to date)	36	38	94.7%	61.0%	64.3%
Rate of removable appliances per 100 fixed appliances - proposed treatment (rolling 12 month period)	7	251	2.79	7.20	5.53
Rate of removable appliances per 100 fixed appliances - completed treatment (rolling 12 month period)	0	0	N/A	6.14	4.60
% of courses of treatment with removable appliances only - proposed treatment (rolling 12 month period)	2	128	1.6%	2.5%	1.9%
% of courses of treatment with removable appliances only - completed treatment (rolling 12 month period)	0	60	0.0%	1.6%	1.4%
% of patients satisfied with the treatment they have received (rolling 12 month period)	6	6	100.0%	96.5%	95.9%

* Figures in italics indicate that the base number is less than 100.

Q56 - Vital Signs Orthodontic At a Glance Contract Report for 184624/0001 - December 2017

Name or company name	DMJ Norwich Limited	17/18 Contracted general activity (UDA)	37,546
Contract type name	GDS Contract	Carry forward general activity (UDA)	1,449
Purpose of contract	General	17/18 Contracted orthodontic activity (UOA)	0
Contract start date	01/04/2013	Carry forward orthodontic activity (UOA)	0
Contract end date		Baseline contract value	£1,060,166.09

ACCESS	Contract	England and Wales
24 month ratio of assessments to patient IDs	1.00	1.09

ACTIVITY


Month	Adjusted Scheduled Activity (UOA)	
	2017	2018
April	0	0
May	0	0
June	0	0
July	0	0
August	0	0
September	0	0
October	0	1
November	0	1
December	0	1
January	0	
February	0	
March	0	
April	0	
May	0	
June	0	

QUALITY

	Contract Quantity	Contract Base Number	Contract *	Region	England
% of all assessments that were assess and fit appliances (rolling 12 month period)	0	1	0.0%	57.7%	58.6%
% of all assessments that were assess and refuse (rolling 12 month period)	0	1	0.0%	11.3%	11.3%
% of all assessments that were assess and review (rolling 12 month period)	1	1	100.0%	31.0%	30.0%
% of terminated courses where treatment was abandoned or discontinued (rolling 12 month period)	0	0	N/A	8.4%	7.4%
% of completed treatments indicating that PAR score was taken (year to date)	0	0	N/A	61.0%	64.3%
Rate of removable appliances per 100 fixed appliances - proposed treatment (rolling 12 month period)	0	0	N/A	7.20	5.53
Rate of removable appliances per 100 fixed appliances - completed treatment (rolling 12 month period)	0	0	N/A	6.14	4.60
% of courses of treatment with removable appliances only - proposed treatment (rolling 12 month period)	0	0	N/A	2.5%	1.9%
% of courses of treatment with removable appliances only - completed treatment (rolling 12 month period)	0	0	N/A	1.6%	1.4%
% of patients satisfied with the treatment they have received (rolling 12 month period)	0	0	N/A	96.5%	95.9%

* Figures in italics indicate that the base number is less than 100.

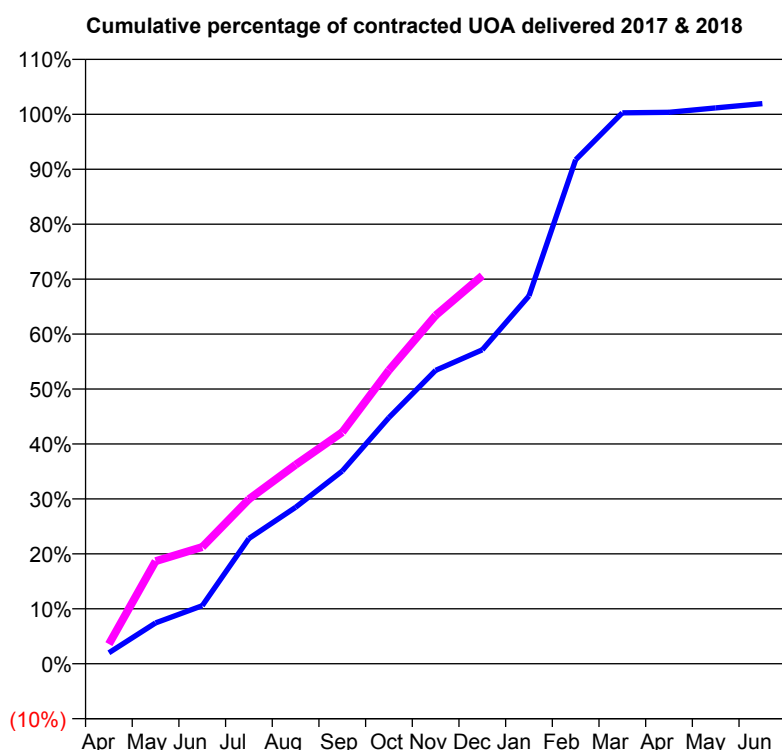
Q56 - Vital Signs Orthodontic At a Glance Contract Report for 186872/0002 - December 2017

Name or company name	ORTHOWORLD 2000 LTD
Contract type name	PDS Contract
Purpose of contract	Orthodontic
Contract start date	01/04/2006
Contract end date	31/03/2019

17/18 Contracted general activity (UDA)	0
Carry forward general activity (UDA)	0
17/18 Contracted orthodontic activity (UOA)	10,779
Carry forward orthodontic activity (UOA)	-209
Baseline contract value	£717,197.23

ACCESS

	Contract	England and Wales
24 month ratio of assessments to patient IDs	1.03	1.09

ACTIVITY


Month	Adjusted Scheduled Activity (UOA)	
	2017	2018
April	215	387
May	802	2,013
June	1,138	2,290
July	2,458	3,228
August	3,069	3,904
September	3,781	4,543
October	4,831	5,759
November	5,756	6,834
December	6,160	7,614
January	7,215	
February	9,887	
March	10,807	
April	10,818	
May	10,904	
June	10,988	

QUALITY

	Contract Quantity	Contract Base Number	Contract *	Region	England
% of all assessments that were assess and fit appliances (rolling 12 month period)	582	881	66.1%	57.7%	58.6%
% of all assessments that were assess and refuse (rolling 12 month period)	125	881	14.2%	11.3%	11.3%
% of all assessments that were assess and review (rolling 12 month period)	174	881	19.8%	31.0%	30.0%
% of terminated courses where treatment was abandoned or discontinued (rolling 12 month period)	11	330	3.3%	8.4%	7.4%
% of completed treatments indicating that PAR score was taken (year to date)	107	242	44.2%	61.0%	64.3%
Rate of removable appliances per 100 fixed appliances - proposed treatment (rolling 12 month period)	7	1,129	0.62	7.20	5.53
Rate of removable appliances per 100 fixed appliances - completed treatment (rolling 12 month period)	4	627	0.64	6.14	4.60
% of courses of treatment with removable appliances only - proposed treatment (rolling 12 month period)	3	582	0.5%	2.5%	1.9%
% of courses of treatment with removable appliances only - completed treatment (rolling 12 month period)	2	319	0.6%	1.6%	1.4%
% of patients satisfied with the treatment they have received (rolling 12 month period)	10	10	100.0%	96.5%	95.9%

* Figures in italics indicate that the base number is less than 100.

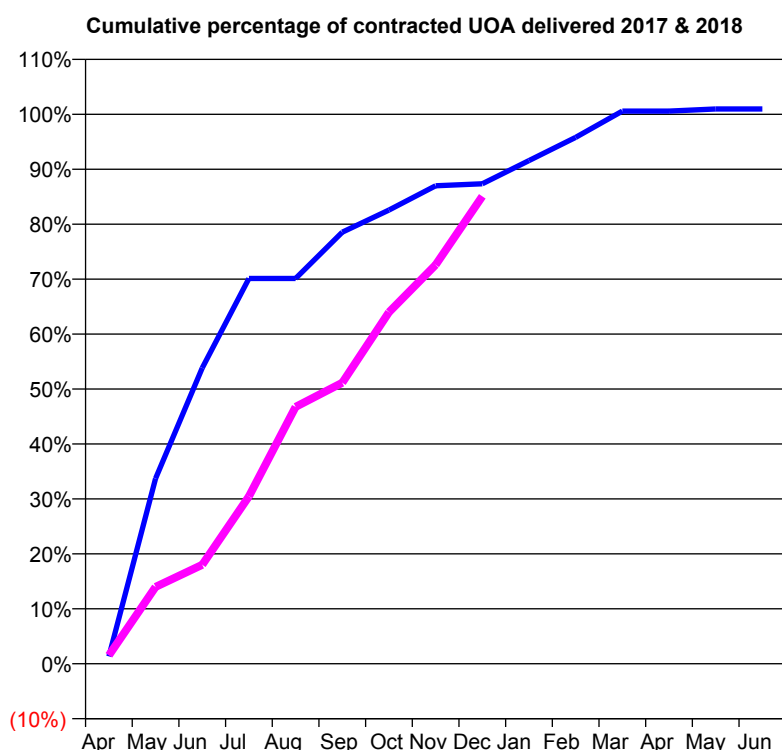
Q56 - Vital Signs Orthodontic At a Glance Contract Report for 188301/0001 - December 2017

Name or company name	Capel Dental Ltd
Contract type name	GDS Contract
Purpose of contract	General and Orthodontic
Contract start date	01/09/2007
Contract end date	

17/18 Contracted general activity (UDA)	5,612
Carry forward general activity (UDA)	-11
17/18 Contracted orthodontic activity (UOA)	522
Carry forward orthodontic activity (UOA)	-5
Baseline contract value	£191,764.73

ACCESS	Contract	England and Wales
--------	----------	-------------------

24 month ratio of assessments to patient IDs	1.16	1.09
--	------	------

ACTIVITY


Month	Adjusted Scheduled Activity (UOA)	
	2017	2018
April	7	8
May	176	73
June	281	94
July	366	159
August	366	244
September	410	267
October	431	334
November	454	379
December	456	444
January	478	
February	500	
March	525	
April	525	
May	527	
June	527	

QUALITY

	Contract Quantity	Contract Base Number	Contract *	Region	England
% of all assessments that were assess and fit appliances (rolling 12 month period)	23	52	44.2%	57.7%	58.6%
% of all assessments that were assess and refuse (rolling 12 month period)	10	52	19.2%	11.3%	11.3%
% of all assessments that were assess and review (rolling 12 month period)	19	52	36.5%	31.0%	30.0%
% of terminated courses where treatment was abandoned or discontinued (rolling 12 month period)	1	22	4.5%	8.4%	7.4%
% of completed treatments indicating that PAR score was taken (year to date)	20	20	100.0%	61.0%	64.3%
Rate of removable appliances per 100 fixed appliances - proposed treatment (rolling 12 month period)	4	43	9.30	7.20	5.53
Rate of removable appliances per 100 fixed appliances - completed treatment (rolling 12 month period)	2	38	5.26	6.14	4.60
% of courses of treatment with removable appliances only - proposed treatment (rolling 12 month period)	0	23	0.0%	2.5%	1.9%
% of courses of treatment with removable appliances only - completed treatment (rolling 12 month period)	1	21	4.8%	1.6%	1.4%
% of patients satisfied with the treatment they have received (rolling 12 month period)	2	2	100.0%	96.5%	95.9%

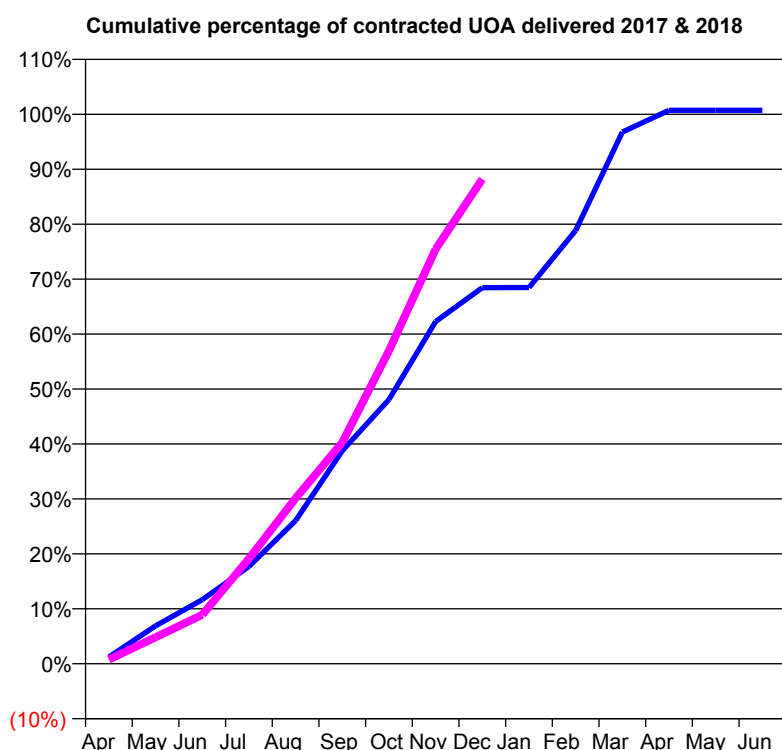
* Figures in italics indicate that the base number is less than 100.

Q56 - Vital Signs Orthodontic At a Glance Contract Report for 198390/0001 - December 2017

Name or company name	Stewart House Orthodontics Limited
Contract type name	PDS Contract
Purpose of contract	Orthodontic
Contract start date	01/10/2011
Contract end date	31/03/2018

17/18 Contracted general activity (UDA)	0
Carry forward general activity (UDA)	0
17/18 Contracted orthodontic activity (UOA)	5,847
Carry forward orthodontic activity (UOA)	0
Baseline contract value	£368,964.91

ACCESS	Contract	England and Wales
24 month ratio of assessments to patient IDs	1.15	1.09

ACTIVITY


Month	Adjusted Scheduled Activity (UOA)	
	2017	2018
April	72	45
May	404	282
June	682	522
July	1,035	1,119
August	1,524	1,761
September	2,267	2,356
October	2,812	3,331
November	3,642	4,412
December	4,002	5,157
January	4,003	
February	4,611	
March	5,658	
April	5,890	
May	5,890	
June	5,890	

QUALITY	Contract Quantity	Contract Base Number	Contract *	Region	England
% of all assessments that were assess and fit appliances (rolling 12 month period)	321	637	50.4%	57.7%	58.6%
% of all assessments that were assess and refuse (rolling 12 month period)	144	637	22.6%	11.3%	11.3%
% of all assessments that were assess and review (rolling 12 month period)	172	637	27.0%	31.0%	30.0%
% of terminated courses where treatment was abandoned or discontinued (rolling 12 month period)	32	371	8.6%	8.4%	7.4%
% of completed treatments indicating that PAR score was taken (year to date)	241	267	90.3%	61.0%	64.3%
Rate of removable appliances per 100 fixed appliances - proposed treatment (rolling 12 month period)	96	503	19.09	7.20	5.53
Rate of removable appliances per 100 fixed appliances - completed treatment (rolling 12 month period)	95	609	15.60	6.14	4.60
% of courses of treatment with removable appliances only - proposed treatment (rolling 12 month period)	28	321	8.7%	2.5%	1.9%
% of courses of treatment with removable appliances only - completed treatment (rolling 12 month period)	20	339	5.9%	1.6%	1.4%
% of patients satisfied with the treatment they have received (rolling 12 month period)	9	9	100.0%	96.5%	95.9%

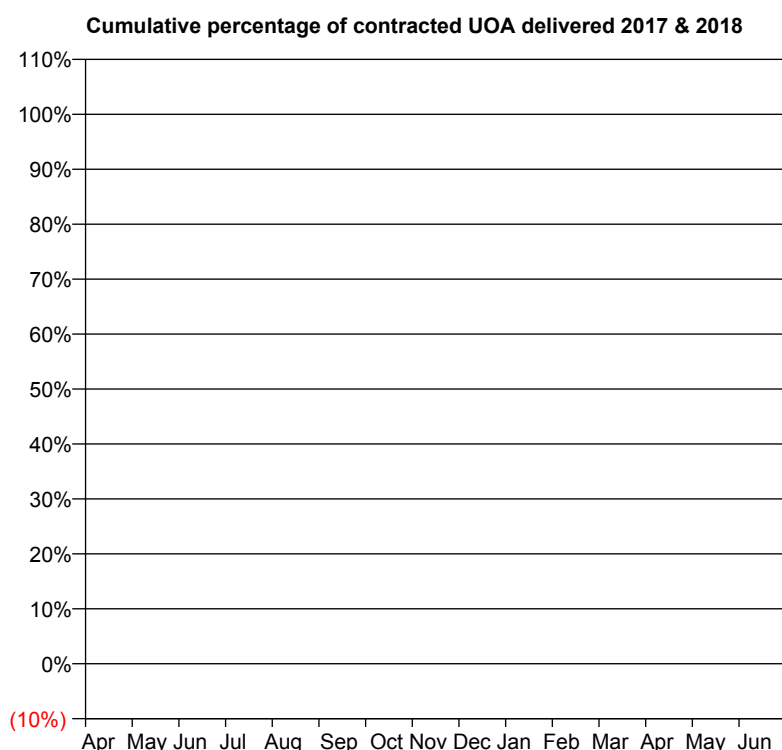
* Figures in italics indicate that the base number is less than 100.

Q56 - Vital Signs Orthodontic At a Glance Contract Report for 199176/0001 - December 2017

Name or company name	Larry Levin & Jeff Sherer	17/18 Contracted general activity (UDA)	51,387
Contract type name	GDS Contract	Carry forward general activity (UDA)	11,000
Purpose of contract	General	17/18 Contracted orthodontic activity (UOA)	0
Contract start date	01/04/2013	Carry forward orthodontic activity (UOA)	0
Contract end date		Baseline contract value	£1,077,715.05

ACCESS

	Contract	England and Wales
24 month ratio of assessments to patient IDs	1.00	1.09

ACTIVITY


Adjusted Scheduled Activity (UOA)		
Month	2017	2018
April	0	0
May	21	0
June	21	21
July	21	21
August	21	22
September	21	22
October	42	22
November	42	43
December	42	43
January	42	
February	42	
March	42	
April	42	
May	42	
June	42	

QUALITY

	Contract Quantity	Contract Base Number	Contract *	Region	England
% of all assessments that were assess and fit appliances (rolling 12 month period)	2	3	66.7%	57.7%	58.6%
% of all assessments that were assess and refuse (rolling 12 month period)	1	3	33.3%	11.3%	11.3%
% of all assessments that were assess and review (rolling 12 month period)	0	3	0.0%	31.0%	30.0%
% of terminated courses where treatment was abandoned or discontinued (rolling 12 month period)	0	0	N/A	8.4%	7.4%
% of completed treatments indicating that PAR score was taken (year to date)	0	0	N/A	61.0%	64.3%
Rate of removable appliances per 100 fixed appliances - proposed treatment (rolling 12 month period)	0	4	0.00	7.20	5.53
Rate of removable appliances per 100 fixed appliances - completed treatment (rolling 12 month period)	0	0	N/A	6.14	4.60
% of courses of treatment with removable appliances only - proposed treatment (rolling 12 month period)	0	2	0.0%	2.5%	1.9%
% of courses of treatment with removable appliances only - completed treatment (rolling 12 month period)	0	0	N/A	1.6%	1.4%
% of patients satisfied with the treatment they have received (rolling 12 month period)	0	0	N/A	96.5%	95.9%

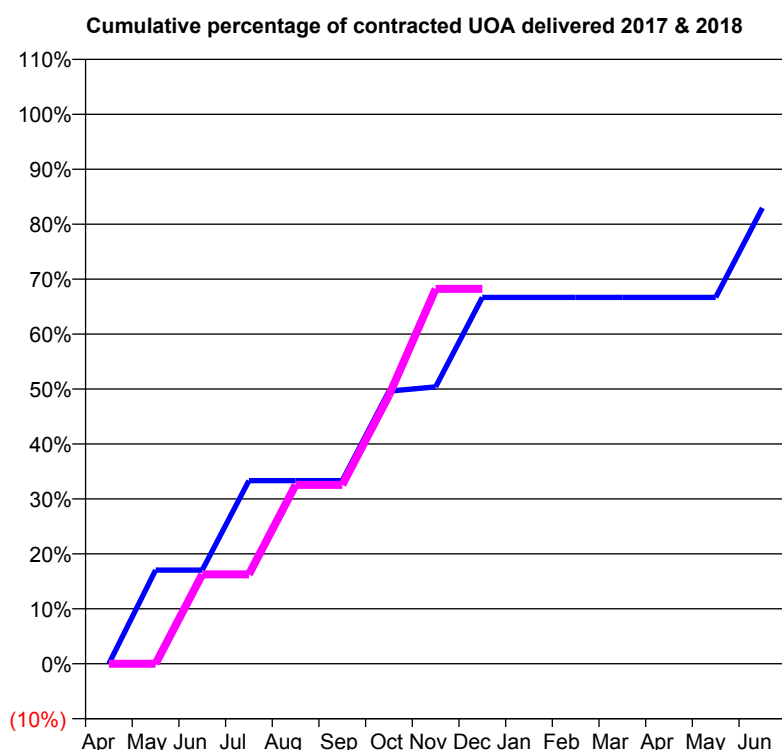
* Figures in italics indicate that the base number is less than 100.

Q56 - Vital Signs Orthodontic At a Glance Contract Report for 220469/0001 - December 2017

Name or company name	Riverside Dental Surgery
Contract type name	GDS Contract
Purpose of contract	General and Orthodontic
Contract start date	01/04/2006
Contract end date	

17/18 Contracted general activity (UDA)	2,583
Carry forward general activity (UDA)	8
17/18 Contracted orthodontic activity (UOA)	129
Carry forward orthodontic activity (UOA)	0
Baseline contract value	£66,283.71

ACCESS	Contract	England and Wales
24 month ratio of assessments to patient IDs	1.06	1.09

ACTIVITY


Month	Adjusted Scheduled Activity (UOA)	
	2017	2018
April	0	0
May	22	0
June	22	21
July	43	21
August	43	42
September	43	42
October	64	63
November	65	88
December	86	88
January	86	
February	86	
March	86	
April	86	
May	86	
June	107	

QUALITY

	Contract Quantity	Contract Base Number	Contract *	Region	England
% of all assessments that were assess and fit appliances (rolling 12 month period)	6	6	100.0%	57.7%	58.6%
% of all assessments that were assess and refuse (rolling 12 month period)	0	6	0.0%	11.3%	11.3%
% of all assessments that were assess and review (rolling 12 month period)	0	6	0.0%	31.0%	30.0%
% of terminated courses where treatment was abandoned or discontinued (rolling 12 month period)	0	1	0.0%	8.4%	7.4%
% of completed treatments indicating that PAR score was taken (year to date)	0	0	N/A	61.0%	64.3%
Rate of removable appliances per 100 fixed appliances - proposed treatment (rolling 12 month period)	2	6	33.33	7.20	5.53
Rate of removable appliances per 100 fixed appliances - completed treatment (rolling 12 month period)	1	0	N/A	6.14	4.60
% of courses of treatment with removable appliances only - proposed treatment (rolling 12 month period)	1	6	16.7%	2.5%	1.9%
% of courses of treatment with removable appliances only - completed treatment (rolling 12 month period)	1	1	100.0%	1.6%	1.4%
% of patients satisfied with the treatment they have received (rolling 12 month period)	0	0	N/A	96.5%	95.9%

* Figures in italics indicate that the base number is less than 100.

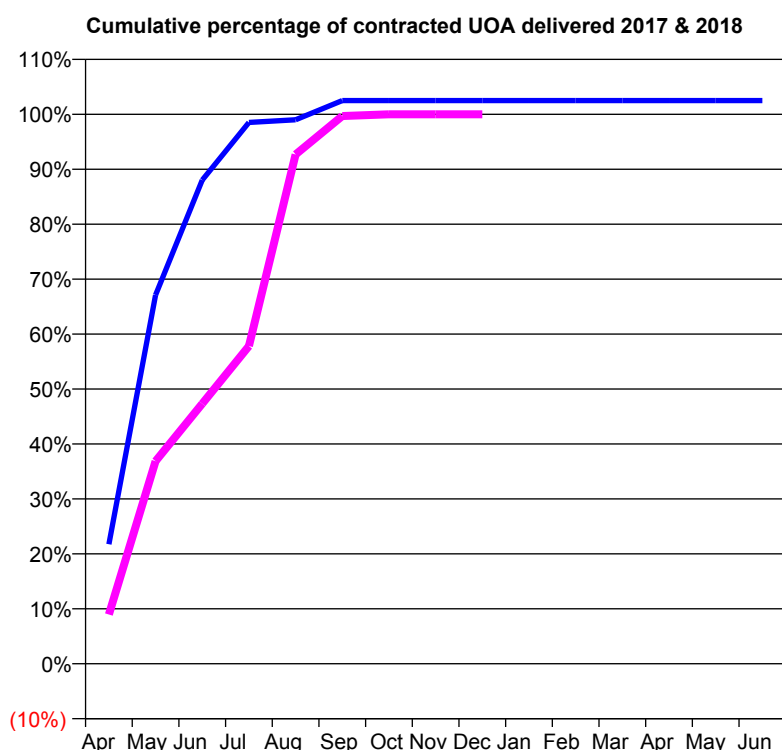
Q56 - Vital Signs Orthodontic At a Glance Contract Report for 222224/0001 - December 2017

Name or company name	MR DA STOTT
Contract type name	GDS Contract
Purpose of contract	General and Orthodontic
Contract start date	01/04/2006
Contract end date	

17/18 Contracted general activity (UDA)	12,808
Carry forward general activity (UDA)	56
17/18 Contracted orthodontic activity (UOA)	602
Carry forward orthodontic activity (UOA)	-12
Baseline contract value	£343,510.45

ACCESS

	Contract	England and Wales
24 month ratio of assessments to patient IDs	1.00	1.09

ACTIVITY


Month	Adjusted Scheduled Activity (UOA)	
	2017	2018
April	131	54
May	404	222
June	530	285
July	593	348
August	596	558
September	617	600
October	617	602
November	617	602
December	617	602
January	617	
February	617	
March	617	
April	617	
May	617	
June	617	

QUALITY

	Contract Quantity	Contract Base Number	Contract *	Region	England
% of all assessments that were assess and fit appliances (rolling 12 month period)	28	30	93.3%	57.7%	58.6%
% of all assessments that were assess and refuse (rolling 12 month period)	1	30	3.3%	11.3%	11.3%
% of all assessments that were assess and review (rolling 12 month period)	1	30	3.3%	31.0%	30.0%
% of terminated courses where treatment was abandoned or discontinued (rolling 12 month period)	0	15	0.0%	8.4%	7.4%
% of completed treatments indicating that PAR score was taken (year to date)	9	9	100.0%	61.0%	64.3%
Rate of removable appliances per 100 fixed appliances - proposed treatment (rolling 12 month period)	8	54	14.81	7.20	5.53
Rate of removable appliances per 100 fixed appliances - completed treatment (rolling 12 month period)	0	0	N/A	6.14	4.60
% of courses of treatment with removable appliances only - proposed treatment (rolling 12 month period)	0	28	0.0%	2.5%	1.9%
% of courses of treatment with removable appliances only - completed treatment (rolling 12 month period)	0	15	0.0%	1.6%	1.4%
% of patients satisfied with the treatment they have received (rolling 12 month period)	3	3	100.0%	96.5%	95.9%

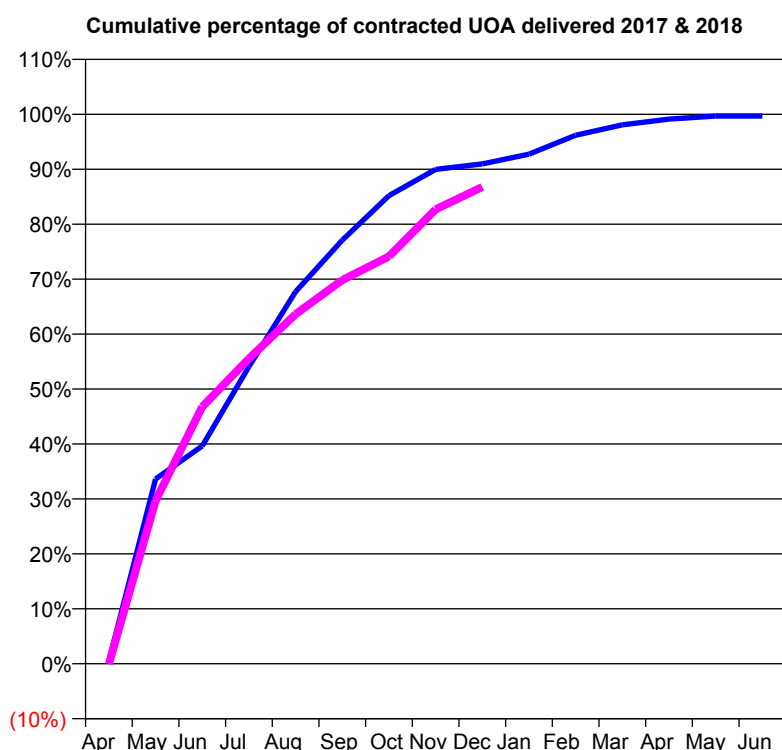
* Figures in italics indicate that the base number is less than 100.

Q56 - Vital Signs Orthodontic At a Glance Contract Report for 232246/0001 - December 2017

Name or company name	MR TI DAVIES
Contract type name	PDS Contract
Purpose of contract	Orthodontic
Contract start date	01/04/2006
Contract end date	31/03/2018

17/18 Contracted general activity (UDA)	0
Carry forward general activity (UDA)	0
17/18 Contracted orthodontic activity (UOA)	4,476
Carry forward orthodontic activity (UOA)	14
Baseline contract value	£283,901.23

ACCESS	Contract	England and Wales
24 month ratio of assessments to patient IDs	1.09	1.09

ACTIVITY


Month	Adjusted Scheduled Activity (UOA)	
	2017	2018
April	23	-3
May	1,505	1,328
June	1,774	2,094
July	2,421	2,486
August	3,031	2,847
September	3,450	3,125
October	3,813	3,318
November	4,027	3,701
December	4,072	3,884
January	4,151	
February	4,305	
March	4,390	
April	4,437	
May	4,462	
June	4,462	

QUALITY	Contract Quantity	Contract Base Number	Contract *	Region	England
% of all assessments that were assess and fit appliances (rolling 12 month period)	174	893	19.5%	57.7%	58.6%
% of all assessments that were assess and refuse (rolling 12 month period)	155	893	17.4%	11.3%	11.3%
% of all assessments that were assess and review (rolling 12 month period)	564	893	63.2%	31.0%	30.0%
% of terminated courses where treatment was abandoned or discontinued (rolling 12 month period)	3	164	1.8%	8.4%	7.4%
% of completed treatments indicating that PAR score was taken (year to date)	132	138	95.7%	61.0%	64.3%
Rate of removable appliances per 100 fixed appliances - proposed treatment (rolling 12 month period)	37	330	11.21	7.20	5.53
Rate of removable appliances per 100 fixed appliances - completed treatment (rolling 12 month period)	19	311	6.11	6.14	4.60
% of courses of treatment with removable appliances only - proposed treatment (rolling 12 month period)	6	174	3.4%	2.5%	1.9%
% of courses of treatment with removable appliances only - completed treatment (rolling 12 month period)	1	161	0.6%	1.6%	1.4%
% of patients satisfied with the treatment they have received (rolling 12 month period)	5	7	71.4%	96.5%	95.9%

* Figures in italics indicate that the base number is less than 100.

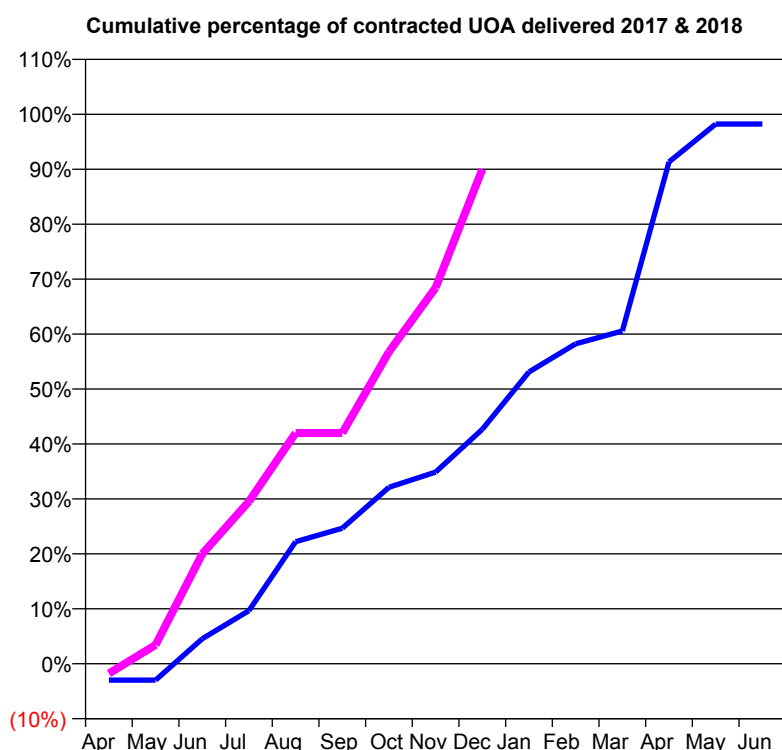
Q56 - Vital Signs Orthodontic At a Glance Contract Report for 299022/0001 - December 2017

Name or company name	MR G KARATZOPOULOS
Contract type name	GDS Contract
Purpose of contract	General and Orthodontic
Contract start date	01/08/2012
Contract end date	

17/18 Contracted general activity (UDA)	551
Carry forward general activity (UDA)	0
17/18 Contracted orthodontic activity (UOA)	900
Carry forward orthodontic activity (UOA)	16
Baseline contract value	£71,571.06

ACCESS

	Contract	England and Wales
24 month ratio of assessments to patient IDs	1.10	1.09

ACTIVITY


Month	Adjusted Scheduled Activity (UOA)	
	2017	2018
April	-27	-16
May	-27	31
June	41	180
July	87	266
August	200	378
September	222	378
October	289	511
November	314	616
December	384	810
January	478	
February	524	
March	545	
April	822	
May	884	
June	884	

QUALITY

	Contract Quantity	Contract Base Number	Contract *	Region	England
% of all assessments that were assess and fit appliances (rolling 12 month period)	60	129	46.5%	57.7%	58.6%
% of all assessments that were assess and refuse (rolling 12 month period)	36	129	27.9%	11.3%	11.3%
% of all assessments that were assess and review (rolling 12 month period)	33	129	25.6%	31.0%	30.0%
% of terminated courses where treatment was abandoned or discontinued (rolling 12 month period)	4	51	7.8%	8.4%	7.4%
% of completed treatments indicating that PAR score was taken (year to date)	7	29	24.1%	61.0%	64.3%
Rate of removable appliances per 100 fixed appliances - proposed treatment (rolling 12 month period)	2	118	1.69	7.20	5.53
Rate of removable appliances per 100 fixed appliances - completed treatment (rolling 12 month period)	2	5	40.00	6.14	4.60
% of courses of treatment with removable appliances only - proposed treatment (rolling 12 month period)	0	60	0.0%	2.5%	1.9%
% of courses of treatment with removable appliances only - completed treatment (rolling 12 month period)	2	47	4.3%	1.6%	1.4%
% of patients satisfied with the treatment they have received (rolling 12 month period)	1	1	100.0%	96.5%	95.9%

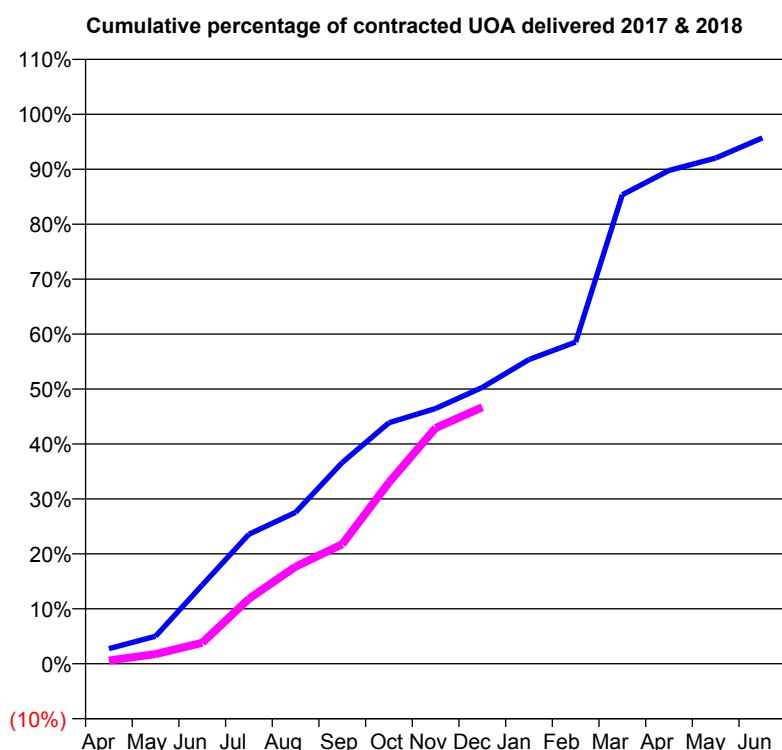
* Figures in italics indicate that the base number is less than 100.

Q56 - Vital Signs Orthodontic At a Glance Contract Report for 329185/0001 - December 2017

Name or company name	MR HS SKOYLES
Contract type name	GDS Contract
Purpose of contract	General and Orthodontic
Contract start date	01/04/2006
Contract end date	

17/18 Contracted general activity (UDA)	42,279
Carry forward general activity (UDA)	0
17/18 Contracted orthodontic activity (UOA)	1,200
Carry forward orthodontic activity (UOA)	0
Baseline contract value	£1,154,405.94

ACCESS	Contract	England and Wales
24 month ratio of assessments to patient IDs	1.20	1.09

ACTIVITY


Month	Adjusted Scheduled Activity (UOA)	
	2017	2018
April	33	7
May	60	21
June	172	46
July	283	142
August	331	212
September	440	261
October	526	396
November	557	515
December	603	560
January	664	
February	702	
March	1,024	
April	1,077	
May	1,104	
June	1,148	

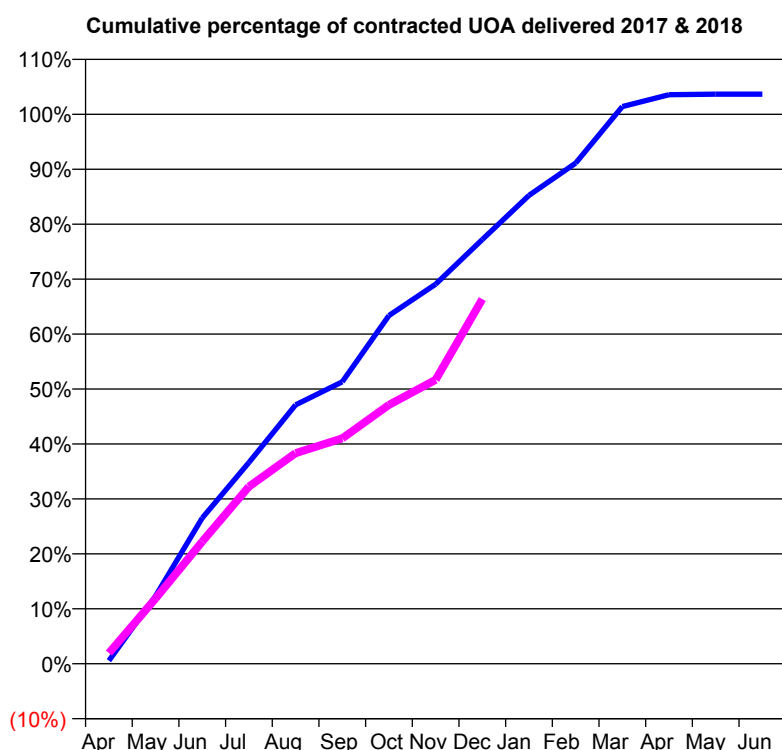
QUALITY	Contract Quantity	Contract Base Number	Contract *	Region	England
% of all assessments that were assess and fit appliances (rolling 12 month period)	42	410	10.2%	57.7%	58.6%
% of all assessments that were assess and refuse (rolling 12 month period)	19	410	4.6%	11.3%	11.3%
% of all assessments that were assess and review (rolling 12 month period)	349	410	85.1%	31.0%	30.0%
% of terminated courses where treatment was abandoned or discontinued (rolling 12 month period)	5	45	11.1%	8.4%	7.4%
% of completed treatments indicating that PAR score was taken (year to date)	25	29	86.2%	61.0%	64.3%
Rate of removable appliances per 100 fixed appliances - proposed treatment (rolling 12 month period)	4	64	6.25	7.20	5.53
Rate of removable appliances per 100 fixed appliances - completed treatment (rolling 12 month period)	5	69	7.25	6.14	4.60
% of courses of treatment with removable appliances only - proposed treatment (rolling 12 month period)	2	42	4.8%	2.5%	1.9%
% of courses of treatment with removable appliances only - completed treatment (rolling 12 month period)	2	40	5.0%	1.6%	1.4%
% of patients satisfied with the treatment they have received (rolling 12 month period)	1	1	100.0%	96.5%	95.9%

* Figures in italics indicate that the base number is less than 100.

Q56 - Vital Signs Orthodontic At a Glance Contract Report for 566497/0002 - December 2017

Name or company name	MR RA DORR	17/18 Contracted general activity (UDA)	0
Contract type name	PDS Contract	Carry forward general activity (UDA)	0
Purpose of contract	Orthodontic	17/18 Contracted orthodontic activity (UOA)	1,070
Contract start date	01/06/2008	Carry forward orthodontic activity (UOA)	-21
Contract end date	31/03/2018	Baseline contract value	£67,193.74

ACCESS	Contract	England and Wales
24 month ratio of assessments to patient IDs	1.02	1.09

ACTIVITY


Month	Adjusted Scheduled Activity (UOA)	
	2017	2018
April	6	21
May	132	127
June	284	238
July	392	345
August	504	410
September	549	439
October	678	504
November	739	553
December	826	710
January	912	
February	975	
March	1,085	
April	1,108	
May	1,109	
June	1,109	

QUALITY	Contract Quantity	Contract Base Number	Contract *	Region	England
% of all assessments that were assess and fit appliances (rolling 12 month period)	45	89	50.6%	57.7%	58.6%
% of all assessments that were assess and refuse (rolling 12 month period)	4	89	4.5%	11.3%	11.3%
% of all assessments that were assess and review (rolling 12 month period)	40	89	44.9%	31.0%	30.0%
% of terminated courses where treatment was abandoned or discontinued (rolling 12 month period)	6	53	11.3%	8.4%	7.4%
% of completed treatments indicating that PAR score was taken (year to date)	36	37	97.3%	61.0%	64.3%
Rate of removable appliances per 100 fixed appliances - proposed treatment (rolling 12 month period)	8	89	8.99	7.20	5.53
Rate of removable appliances per 100 fixed appliances - completed treatment (rolling 12 month period)	8	92	8.70	6.14	4.60
% of courses of treatment with removable appliances only - proposed treatment (rolling 12 month period)	0	45	0.0%	2.5%	1.9%
% of courses of treatment with removable appliances only - completed treatment (rolling 12 month period)	1	47	2.1%	1.6%	1.4%
% of patients satisfied with the treatment they have received (rolling 12 month period)	5	5	100.0%	96.5%	95.9%

* Figures in italics indicate that the base number is less than 100.

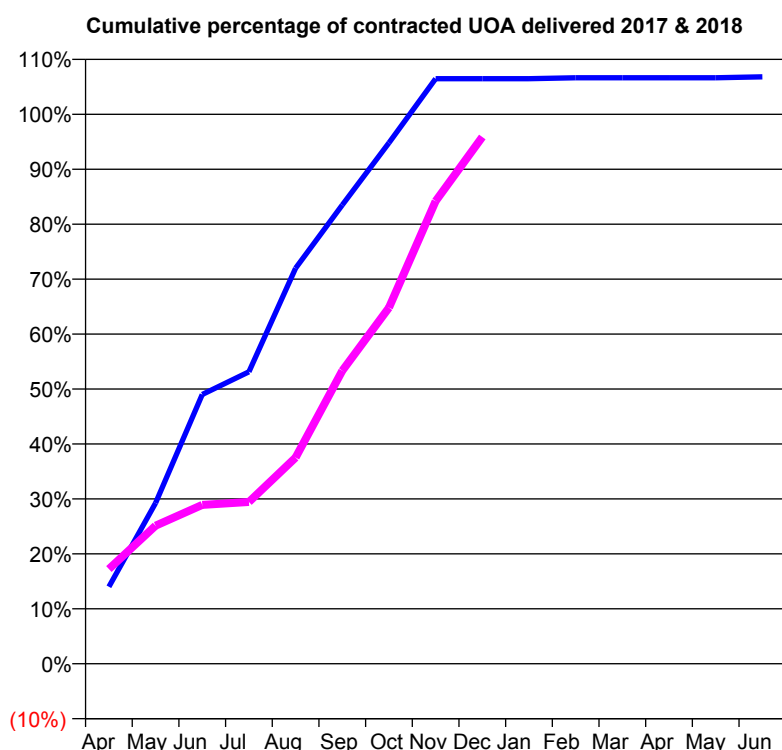
Q56 - Vital Signs Orthodontic At a Glance Contract Report for 636444/0001 - December 2017

Name or company name	MRS LD POULTER
Contract type name	PDS Contract
Purpose of contract	Orthodontic
Contract start date	01/04/2006
Contract end date	31/03/2018

17/18 Contracted general activity (UDA)	0
Carry forward general activity (UDA)	0
17/18 Contracted orthodontic activity (UOA)	557
Carry forward orthodontic activity (UOA)	-11
Baseline contract value	£35,626.87

ACCESS

	Contract	England and Wales
24 month ratio of assessments to patient IDs	1.09	1.09

ACTIVITY


Month	Adjusted Scheduled Activity (UOA)	
	2017	2018
April	78	96
May	163	140
June	273	161
July	296	164
August	401	209
September	465	297
October	528	361
November	593	469
December	593	534
January	593	
February	594	
March	594	
April	594	
May	594	
June	595	

QUALITY

	Contract Quantity	Contract Base Number	Contract *	Region	England
% of all assessments that were assess and fit appliances (rolling 12 month period)	24	45	53.3%	57.7%	58.6%
% of all assessments that were assess and refuse (rolling 12 month period)	3	45	6.7%	11.3%	11.3%
% of all assessments that were assess and review (rolling 12 month period)	18	45	40.0%	31.0%	30.0%
% of terminated courses where treatment was abandoned or discontinued (rolling 12 month period)	3	13	23.1%	8.4%	7.4%
% of completed treatments indicating that PAR score was taken (year to date)	6	8	75.0%	61.0%	64.3%
Rate of removable appliances per 100 fixed appliances - proposed treatment (rolling 12 month period)	11	47	23.40	7.20	5.53
Rate of removable appliances per 100 fixed appliances - completed treatment (rolling 12 month period)	2	12	16.67	6.14	4.60
% of courses of treatment with removable appliances only - proposed treatment (rolling 12 month period)	0	24	0.0%	2.5%	1.9%
% of courses of treatment with removable appliances only - completed treatment (rolling 12 month period)	1	10	10.0%	1.6%	1.4%
% of patients satisfied with the treatment they have received (rolling 12 month period)	4	4	100.0%	96.5%	95.9%

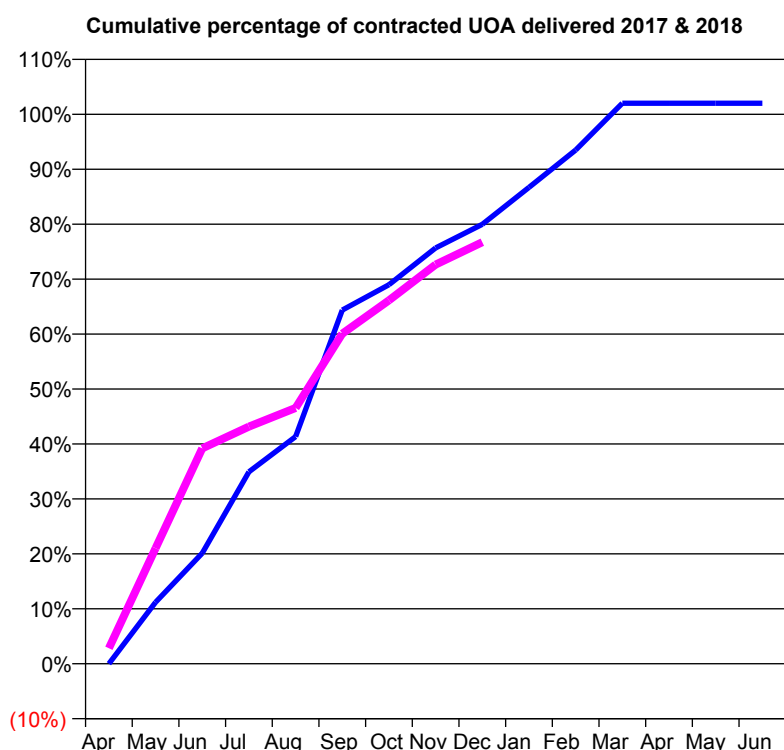
* Figures in italics indicate that the base number is less than 100.

Q56 - Vital Signs Orthodontic At a Glance Contract Report for 729159/0001 - December 2017

Name or company name	MRS AM RAE	17/18 Contracted general activity (UDA)	612
Contract type name	GDS Contract	Carry forward general activity (UDA)	-6
Purpose of contract	General and Orthodontic	17/18 Contracted orthodontic activity (UOA)	709
Contract start date	01/04/2006	Carry forward orthodontic activity (UOA)	-20
Contract end date		Baseline contract value	£61,198.41

ACCESS

	Contract	England and Wales
24 month ratio of assessments to patient IDs	1.01	1.09

ACTIVITY


Month	Adjusted Scheduled Activity (UOA)	
	2017	2018
April	0	20
May	112	149
June	201	278
July	349	306
August	413	330
September	643	426
October	689	469
November	756	515
December	799	544
January	866	
February	934	
March	1,019	
April	1,019	
May	1,019	
June	1,019	

QUALITY

	Contract Quantity	Contract Base Number	Contract *	Region	England
% of all assessments that were assess and fit appliances (rolling 12 month period)	33	85	38.8%	57.7%	58.6%
% of all assessments that were assess and refuse (rolling 12 month period)	18	85	21.2%	11.3%	11.3%
% of all assessments that were assess and review (rolling 12 month period)	34	85	40.0%	31.0%	30.0%
% of terminated courses where treatment was abandoned or discontinued (rolling 12 month period)	3	38	7.9%	8.4%	7.4%
% of completed treatments indicating that PAR score was taken (year to date)	25	26	96.2%	61.0%	64.3%
Rate of removable appliances per 100 fixed appliances - proposed treatment (rolling 12 month period)	11	66	16.67	7.20	5.53
Rate of removable appliances per 100 fixed appliances - completed treatment (rolling 12 month period)	10	68	14.71	6.14	4.60
% of courses of treatment with removable appliances only - proposed treatment (rolling 12 month period)	0	33	0.0%	2.5%	1.9%
% of courses of treatment with removable appliances only - completed treatment (rolling 12 month period)	1	35	2.9%	1.6%	1.4%
% of patients satisfied with the treatment they have received (rolling 12 month period)	0	0	N/A	96.5%	95.9%

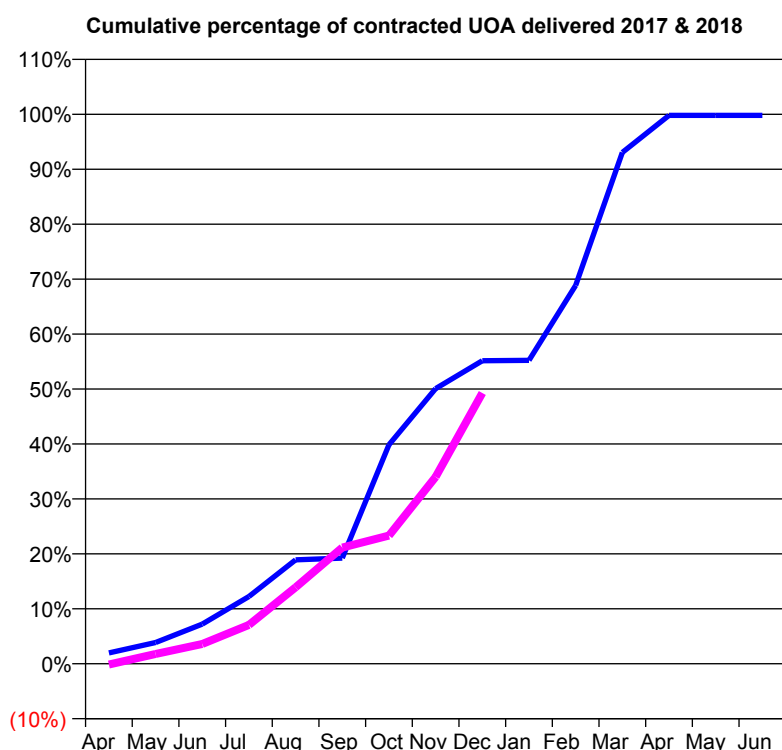
* Figures in italics indicate that the base number is less than 100.

Q56 - Vital Signs Orthodontic At a Glance Contract Report for 736619/0001 - December 2017

Name or company name	MR DB BUCHANAN
Contract type name	PDS Contract
Purpose of contract	General and Orthodontic
Contract start date	01/08/2010
Contract end date	31/03/2018

17/18 Contracted general activity (UDA)	1,628
Carry forward general activity (UDA)	-33
17/18 Contracted orthodontic activity (UOA)	1,257
Carry forward orthodontic activity (UOA)	2
Baseline contract value	£127,555.15

ACCESS	Contract	England and Wales
24 month ratio of assessments to patient IDs	1.11	1.09

ACTIVITY


Month	Adjusted Scheduled Activity (UOA)	
	2017	2018
April	25	-2
May	49	22
June	91	45
July	154	89
August	238	175
September	242	266
October	501	293
November	629	427
December	693	619
January	694	
February	866	
March	1,170	
April	1,255	
May	1,255	
June	1,255	

QUALITY	Contract Quantity	Contract Base Number	Contract *	Region	England
% of all assessments that were assess and fit appliances (rolling 12 month period)	55	90	61.1%	57.7%	58.6%
% of all assessments that were assess and refuse (rolling 12 month period)	14	90	15.6%	11.3%	11.3%
% of all assessments that were assess and review (rolling 12 month period)	21	90	23.3%	31.0%	30.0%
% of terminated courses where treatment was abandoned or discontinued (rolling 12 month period)	1	33	3.0%	8.4%	7.4%
% of completed treatments indicating that PAR score was taken (year to date)	24	24	100.0%	61.0%	64.3%
Rate of removable appliances per 100 fixed appliances - proposed treatment (rolling 12 month period)	12	106	11.32	7.20	5.53
Rate of removable appliances per 100 fixed appliances - completed treatment (rolling 12 month period)	6	61	9.84	6.14	4.60
% of courses of treatment with removable appliances only - proposed treatment (rolling 12 month period)	1	55	1.8%	2.5%	1.9%
% of courses of treatment with removable appliances only - completed treatment (rolling 12 month period)	0	32	0.0%	1.6%	1.4%
% of patients satisfied with the treatment they have received (rolling 12 month period)	1	1	100.0%	96.5%	95.9%

* Figures in italics indicate that the base number is less than 100.

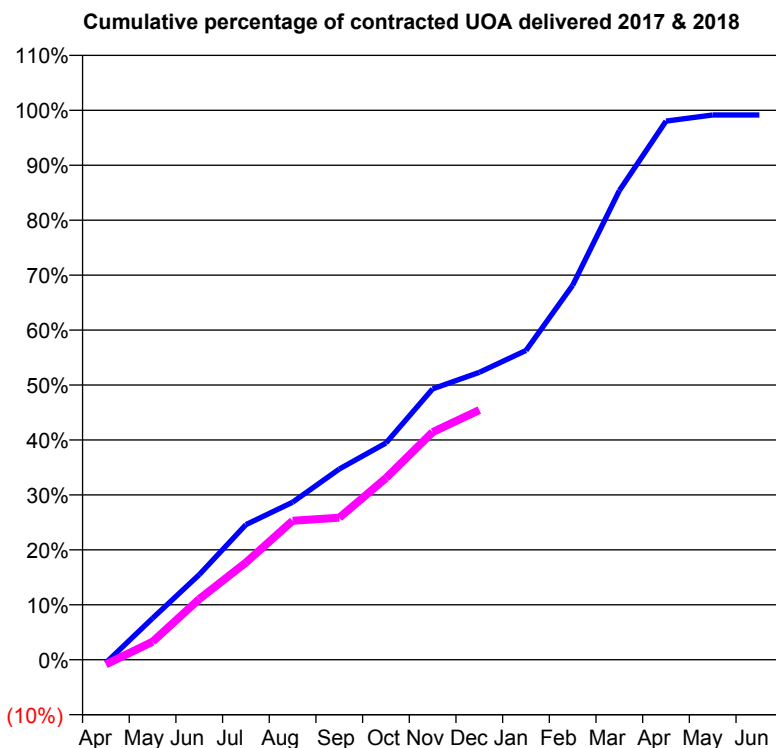
Q56 - Vital Signs Orthodontic At a Glance Contract Report for 759953/0001 - December 2017

Name or company name	MR RA PARKER
Contract type name	PDS Contract
Purpose of contract	Orthodontic
Contract start date	01/04/2006
Contract end date	31/03/2018

17/18 Contracted general activity (UDA)	0
Carry forward general activity (UDA)	0
17/18 Contracted orthodontic activity (UOA)	3,762
Carry forward orthodontic activity (UOA)	32
Baseline contract value	£252,473.96

ACCESS

	Contract	England and Wales
24 month ratio of assessments to patient IDs	1.26	1.09

ACTIVITY


Month	Adjusted Scheduled Activity (UOA)	
	2017	2018
April	-21	-32
May	284	124
June	583	416
July	925	666
August	1,079	952
September	1,306	973
October	1,484	1,244
November	1,855	1,559
December	1,968	1,709
January	2,118	
February	2,564	
March	3,212	
April	3,688	
May	3,730	
June	3,730	

QUALITY

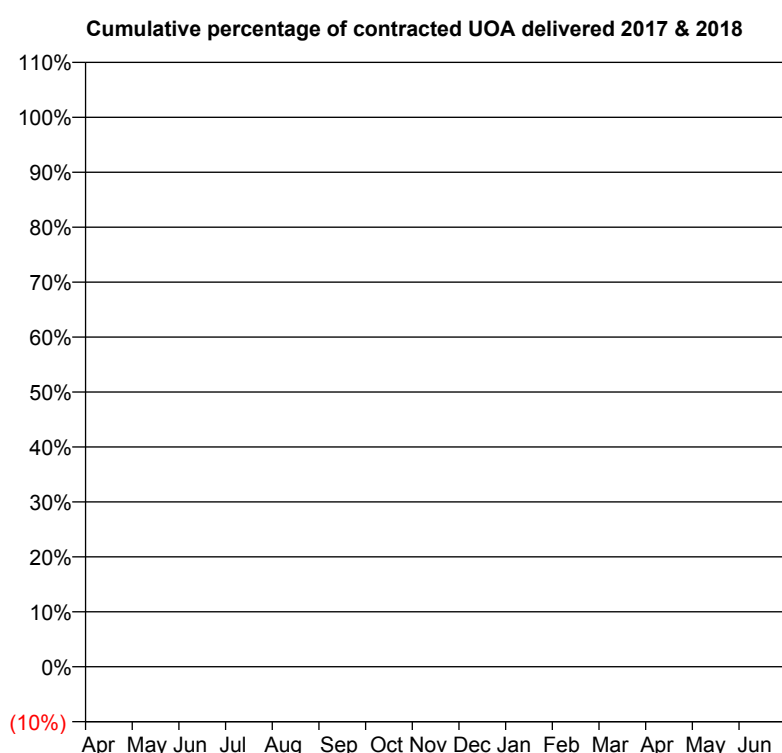
	Contract Quantity	Contract Base Number	Contract *	Region	England
% of all assessments that were assess and fit appliances (rolling 12 month period)	162	354	45.8%	57.7%	58.6%
% of all assessments that were assess and refuse (rolling 12 month period)	28	354	7.9%	11.3%	11.3%
% of all assessments that were assess and review (rolling 12 month period)	164	354	46.3%	31.0%	30.0%
% of terminated courses where treatment was abandoned or discontinued (rolling 12 month period)	18	222	8.1%	8.4%	7.4%
% of completed treatments indicating that PAR score was taken (year to date)	26	136	19.1%	61.0%	64.3%
Rate of removable appliances per 100 fixed appliances - proposed treatment (rolling 12 month period)	17	303	5.61	7.20	5.53
Rate of removable appliances per 100 fixed appliances - completed treatment (rolling 12 month period)	0	0	N/A	6.14	4.60
% of courses of treatment with removable appliances only - proposed treatment (rolling 12 month period)	5	162	3.1%	2.5%	1.9%
% of courses of treatment with removable appliances only - completed treatment (rolling 12 month period)	0	204	0.0%	1.6%	1.4%
% of patients satisfied with the treatment they have received (rolling 12 month period)	4	5	80.0%	96.5%	95.9%

* Figures in italics indicate that the base number is less than 100.

Q56 - Vital Signs Orthodontic At a Glance Contract Report for 800759/0002 - December 2017

Name or company name	MR D JONES	17/18 Contracted general activity (UDA)	1,409
Contract type name	GDS Contract	Carry forward general activity (UDA)	0
Purpose of contract	General	17/18 Contracted orthodontic activity (UOA)	0
Contract start date	28/07/2011	Carry forward orthodontic activity (UOA)	0
Contract end date		Baseline contract value	£27,388.50

ACCESS	Contract	England and Wales
24 month ratio of assessments to patient IDs	1.07	1.09

ACTIVITY


Adjusted Scheduled Activity (UOA)		
Month	2017	2018
April	0	0
May	4	1
June	7	6
July	14	10
August	14	10
September	19	12
October	22	13
November	22	15
December	23	15
January	23	
February	24	
March	35	
April	37	
May	37	
June	37	

QUALITY

	Contract Quantity	Contract Base Number	Contract *	Region	England
% of all assessments that were assess and fit appliances (rolling 12 month period)	0	30	0.0%	57.7%	58.6%
% of all assessments that were assess and refuse (rolling 12 month period)	0	30	0.0%	11.3%	11.3%
% of all assessments that were assess and review (rolling 12 month period)	30	30	100.0%	31.0%	30.0%
% of terminated courses where treatment was abandoned or discontinued (rolling 12 month period)	0	0	N/A	8.4%	7.4%
% of completed treatments indicating that PAR score was taken (year to date)	0	0	N/A	61.0%	64.3%
Rate of removable appliances per 100 fixed appliances - proposed treatment (rolling 12 month period)	0	0	N/A	7.20	5.53
Rate of removable appliances per 100 fixed appliances - completed treatment (rolling 12 month period)	0	0	N/A	6.14	4.60
% of courses of treatment with removable appliances only - proposed treatment (rolling 12 month period)	0	0	N/A	2.5%	1.9%
% of courses of treatment with removable appliances only - completed treatment (rolling 12 month period)	0	0	N/A	1.6%	1.4%
% of patients satisfied with the treatment they have received (rolling 12 month period)	0	0	N/A	96.5%	95.9%

* Figures in italics indicate that the base number is less than 100.

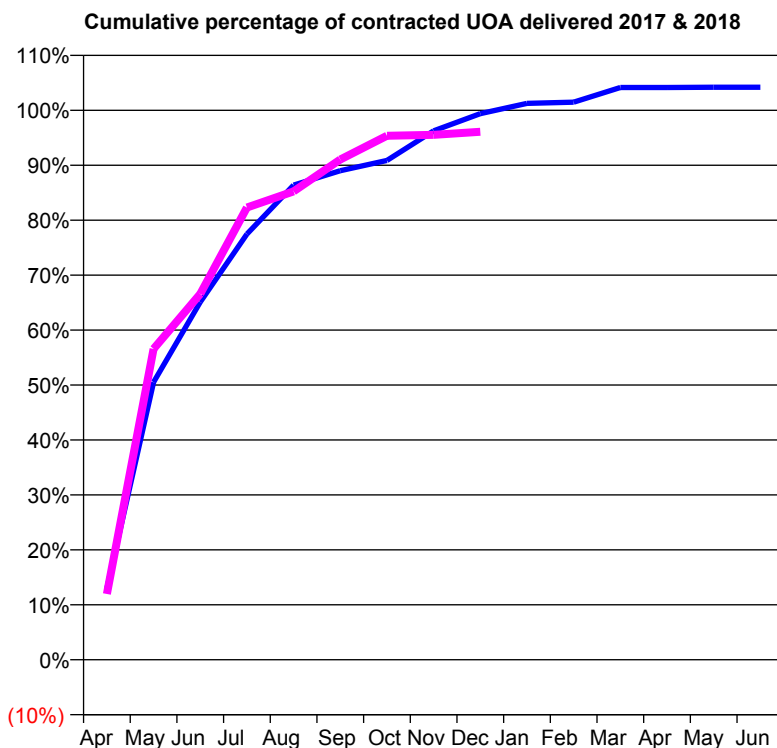
Q56 - Vital Signs Orthodontic At a Glance Contract Report for 817899/0003 - December 2017

Name or company name	MRS AM BRANCH
Contract type name	PDS Contract
Purpose of contract	Orthodontic
Contract start date	05/01/2015
Contract end date	31/03/2018

17/18 Contracted general activity (UDA)	0
Carry forward general activity (UDA)	0
17/18 Contracted orthodontic activity (UOA)	1,762
Carry forward orthodontic activity (UOA)	0
Baseline contract value	£112,782.44

ACCESS

	Contract	England and Wales
24 month ratio of assessments to patient IDs	1.18	1.09

ACTIVITY


Month	Adjusted Scheduled Activity (UOA)	
	2017	2018
April	229	211
May	890	997
June	1,147	1,173
July	1,365	1,450
August	1,522	1,502
September	1,568	1,604
October	1,601	1,680
November	1,696	1,683
December	1,751	1,693
January	1,784	
February	1,788	
March	1,835	
April	1,835	
May	1,836	
June	1,836	

QUALITY

	Contract Quantity	Contract Base Number	Contract *	Region	England
% of all assessments that were assess and fit appliances (rolling 12 month period)	79	198	39.9%	57.7%	58.6%
% of all assessments that were assess and refuse (rolling 12 month period)	8	198	4.0%	11.3%	11.3%
% of all assessments that were assess and review (rolling 12 month period)	111	198	56.1%	31.0%	30.0%
% of terminated courses where treatment was abandoned or discontinued (rolling 12 month period)	3	79	3.8%	8.4%	7.4%
% of completed treatments indicating that PAR score was taken (year to date)	48	56	85.7%	61.0%	64.3%
Rate of removable appliances per 100 fixed appliances - proposed treatment (rolling 12 month period)	12	149	8.05	7.20	5.53
Rate of removable appliances per 100 fixed appliances - completed treatment (rolling 12 month period)	5	147	3.40	6.14	4.60
% of courses of treatment with removable appliances only - proposed treatment (rolling 12 month period)	2	79	2.5%	2.5%	1.9%
% of courses of treatment with removable appliances only - completed treatment (rolling 12 month period)	1	76	1.3%	1.6%	1.4%
% of patients satisfied with the treatment they have received (rolling 12 month period)	0	0	N/A	96.5%	95.9%

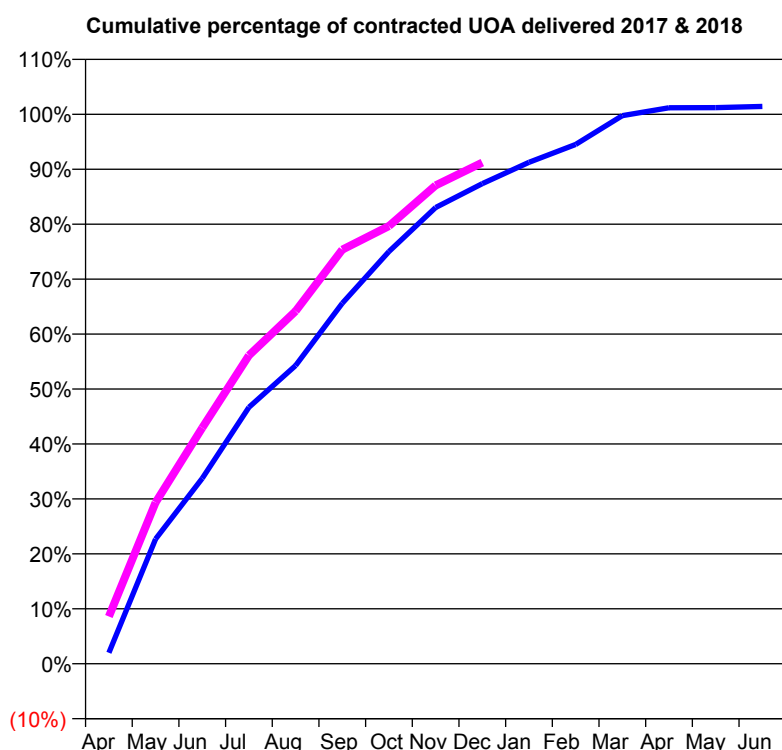
* Figures in italics indicate that the base number is less than 100.

Q56 - Vital Signs Orthodontic At a Glance Contract Report for 822493/0001 - December 2017

Name or company name	MR AR HARE
Contract type name	PDS Contract
Purpose of contract	Orthodontic
Contract start date	01/04/2006
Contract end date	31/03/2018

17/18 Contracted general activity (UDA)	0
Carry forward general activity (UDA)	0
17/18 Contracted orthodontic activity (UOA)	10,286
Carry forward orthodontic activity (UOA)	-145
Baseline contract value	£641,356.81

ACCESS	Contract	England and Wales
24 month ratio of assessments to patient IDs	1.03	1.09

ACTIVITY


Month	Adjusted Scheduled Activity (UOA)	
	2017	2018
April	205	885
May	2,326	3,019
June	3,457	4,417
July	4,782	5,772
August	5,559	6,601
September	6,721	7,751
October	7,684	8,193
November	8,505	8,955
December	8,950	9,382
January	9,348	
February	9,682	
March	10,218	
April	10,365	
May	10,367	
June	10,389	

QUALITY	Contract Quantity	Contract Base Number	Contract *	Region	England
% of all assessments that were assess and fit appliances (rolling 12 month period)	500	874	57.2%	57.7%	58.6%
% of all assessments that were assess and refuse (rolling 12 month period)	165	874	18.9%	11.3%	11.3%
% of all assessments that were assess and review (rolling 12 month period)	209	874	23.9%	31.0%	30.0%
% of terminated courses where treatment was abandoned or discontinued (rolling 12 month period)	20	486	4.1%	8.4%	7.4%
% of completed treatments indicating that PAR score was taken (year to date)	366	373	98.1%	61.0%	64.3%
Rate of removable appliances per 100 fixed appliances - proposed treatment (rolling 12 month period)	127	970	13.09	7.20	5.53
Rate of removable appliances per 100 fixed appliances - completed treatment (rolling 12 month period)	76	891	8.53	6.14	4.60
% of courses of treatment with removable appliances only - proposed treatment (rolling 12 month period)	7	500	1.4%	2.5%	1.9%
% of courses of treatment with removable appliances only - completed treatment (rolling 12 month period)	9	466	1.9%	1.6%	1.4%
% of patients satisfied with the treatment they have received (rolling 12 month period)	21	21	100.0%	96.5%	95.9%

* Figures in italics indicate that the base number is less than 100.

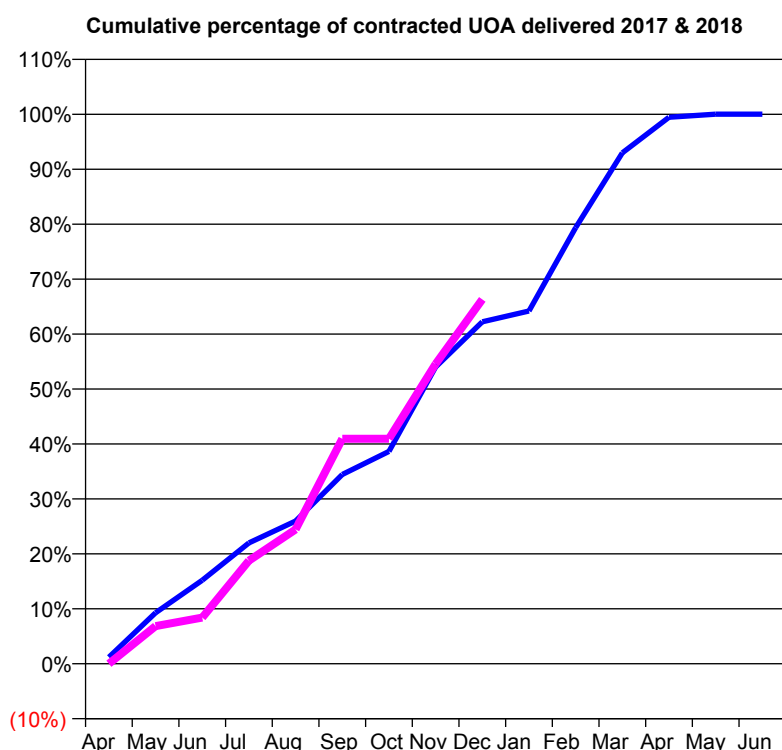
Q56 - Vital Signs Orthodontic At a Glance Contract Report for 822493/0002 - December 2017

Name or company name	MR AR HARE
Contract type name	PDS Contract
Purpose of contract	Orthodontic
Contract start date	01/04/2006
Contract end date	31/03/2018

17/18 Contracted general activity (UDA)	0
Carry forward general activity (UDA)	0
17/18 Contracted orthodontic activity (UOA)	7,593
Carry forward orthodontic activity (UOA)	0
Baseline contract value	£473,510.14

ACCESS	Contract	England and Wales
--------	----------	-------------------

24 month ratio of assessments to patient IDs	1.05	1.09
--	------	------

ACTIVITY


Month	Adjusted Scheduled Activity (UOA)	
	2017	2018
April	92	0
May	704	520
June	1,154	639
July	1,671	1,425
August	1,973	1,857
September	2,615	3,110
October	2,935	3,110
November	4,100	4,143
December	4,725	5,035
January	4,874	
February	6,027	
March	7,059	
April	7,551	
May	7,594	
June	7,594	

QUALITY	Contract Quantity	Contract Base Number	Contract *	Region	England
% of all assessments that were assess and fit appliances (rolling 12 month period)	374	527	71.0%	57.7%	58.6%
% of all assessments that were assess and refuse (rolling 12 month period)	63	527	12.0%	11.3%	11.3%
% of all assessments that were assess and review (rolling 12 month period)	90	527	17.1%	31.0%	30.0%
% of terminated courses where treatment was abandoned or discontinued (rolling 12 month period)	34	316	10.8%	8.4%	7.4%
% of completed treatments indicating that PAR score was taken (year to date)	225	236	95.3%	61.0%	64.3%
Rate of removable appliances per 100 fixed appliances - proposed treatment (rolling 12 month period)	137	727	18.84	7.20	5.53
Rate of removable appliances per 100 fixed appliances - completed treatment (rolling 12 month period)	77	545	14.13	6.14	4.60
% of courses of treatment with removable appliances only - proposed treatment (rolling 12 month period)	10	374	2.7%	2.5%	1.9%
% of courses of treatment with removable appliances only - completed treatment (rolling 12 month period)	9	282	3.2%	1.6%	1.4%
% of patients satisfied with the treatment they have received (rolling 12 month period)	16	17	94.1%	96.5%	95.9%

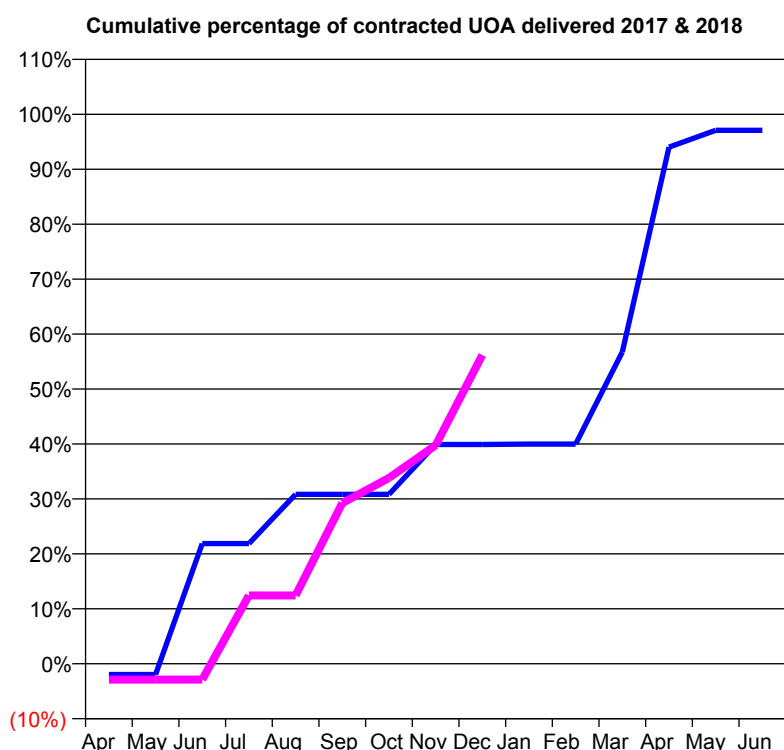
* Figures in italics indicate that the base number is less than 100.

Q56 - Vital Signs Orthodontic At a Glance Contract Report for 827134/0006 - December 2017

Name or company name	MR JG PLUMMER
Contract type name	GDS Contract
Purpose of contract	General and Orthodontic
Contract start date	01/04/2006
Contract end date	

17/18 Contracted general activity (UDA)	13,778
Carry forward general activity (UDA)	442
17/18 Contracted orthodontic activity (UOA)	1,408
Carry forward orthodontic activity (UOA)	41
Baseline contract value	£560,956.05

ACCESS	Contract	England and Wales
24 month ratio of assessments to patient IDs	1.01	1.09

ACTIVITY


Month	Adjusted Scheduled Activity (UOA)	
	2017	2018
April	-28	-41
May	-28	-41
June	308	-41
July	308	175
August	434	175
September	434	412
October	434	476
November	562	560
December	562	791
January	563	
February	563	
March	799	
April	1,324	
May	1,367	
June	1,367	

QUALITY

	Contract Quantity	Contract Base Number	Contract *	Region	England
% of all assessments that were assess and fit appliances (rolling 12 month period)	78	98	79.6%	57.7%	58.6%
% of all assessments that were assess and refuse (rolling 12 month period)	3	98	3.1%	11.3%	11.3%
% of all assessments that were assess and review (rolling 12 month period)	17	98	17.3%	31.0%	30.0%
% of terminated courses where treatment was abandoned or discontinued (rolling 12 month period)	1	17	5.9%	8.4%	7.4%
% of completed treatments indicating that PAR score was taken (year to date)	0	6	0.0%	61.0%	64.3%
Rate of removable appliances per 100 fixed appliances - proposed treatment (rolling 12 month period)	0	156	0.00	7.20	5.53
Rate of removable appliances per 100 fixed appliances - completed treatment (rolling 12 month period)	0	32	0.00	6.14	4.60
% of courses of treatment with removable appliances only - proposed treatment (rolling 12 month period)	0	78	0.0%	2.5%	1.9%
% of courses of treatment with removable appliances only - completed treatment (rolling 12 month period)	0	16	0.0%	1.6%	1.4%
% of patients satisfied with the treatment they have received (rolling 12 month period)	2	2	100.0%	96.5%	95.9%

* Figures in italics indicate that the base number is less than 100.

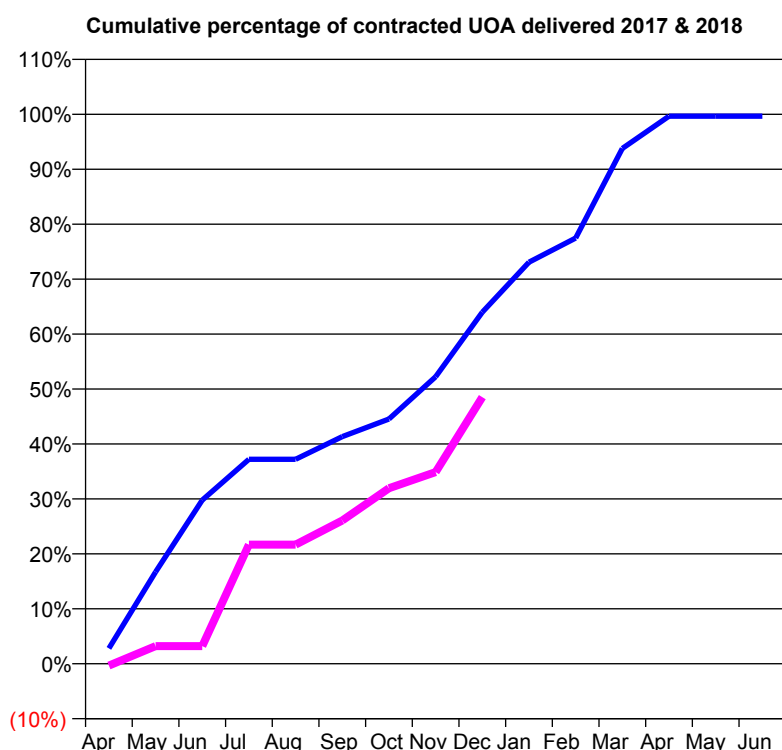
Q56 - Vital Signs Orthodontic At a Glance Contract Report for 827134/0007 - December 2017

Name or company name	MR JG PLUMMER
Contract type name	GDS Contract
Purpose of contract	General and Orthodontic
Contract start date	01/04/2006
Contract end date	

17/18 Contracted general activity (UDA)	17,482
Carry forward general activity (UDA)	1,700
17/18 Contracted orthodontic activity (UOA)	1,430
Carry forward orthodontic activity (UOA)	5
Baseline contract value	£705,773.61

ACCESS

	Contract	England and Wales
24 month ratio of assessments to patient IDs	1.23	1.09

ACTIVITY


Month	Adjusted Scheduled Activity (UOA)	
	2017	2018
April	40	-5
May	239	46
June	426	46
July	532	310
August	532	310
September	591	373
October	637	457
November	747	499
December	915	694
January	1,045	
February	1,108	
March	1,341	
April	1,425	
May	1,425	
June	1,425	

QUALITY

	Contract Quantity	Contract Base Number	Contract *	Region	England
% of all assessments that were assess and fit appliances (rolling 12 month period)	54	163	33.1%	57.7%	58.6%
% of all assessments that were assess and refuse (rolling 12 month period)	5	163	3.1%	11.3%	11.3%
% of all assessments that were assess and review (rolling 12 month period)	104	163	63.8%	31.0%	30.0%
% of terminated courses where treatment was abandoned or discontinued (rolling 12 month period)	1	15	6.7%	8.4%	7.4%
% of completed treatments indicating that PAR score was taken (year to date)	3	6	50.0%	61.0%	64.3%
Rate of removable appliances per 100 fixed appliances - proposed treatment (rolling 12 month period)	1	104	0.96	7.20	5.53
Rate of removable appliances per 100 fixed appliances - completed treatment (rolling 12 month period)	0	28	0.00	6.14	4.60
% of courses of treatment with removable appliances only - proposed treatment (rolling 12 month period)	1	54	1.9%	2.5%	1.9%
% of courses of treatment with removable appliances only - completed treatment (rolling 12 month period)	0	14	0.0%	1.6%	1.4%
% of patients satisfied with the treatment they have received (rolling 12 month period)	4	4	100.0%	96.5%	95.9%

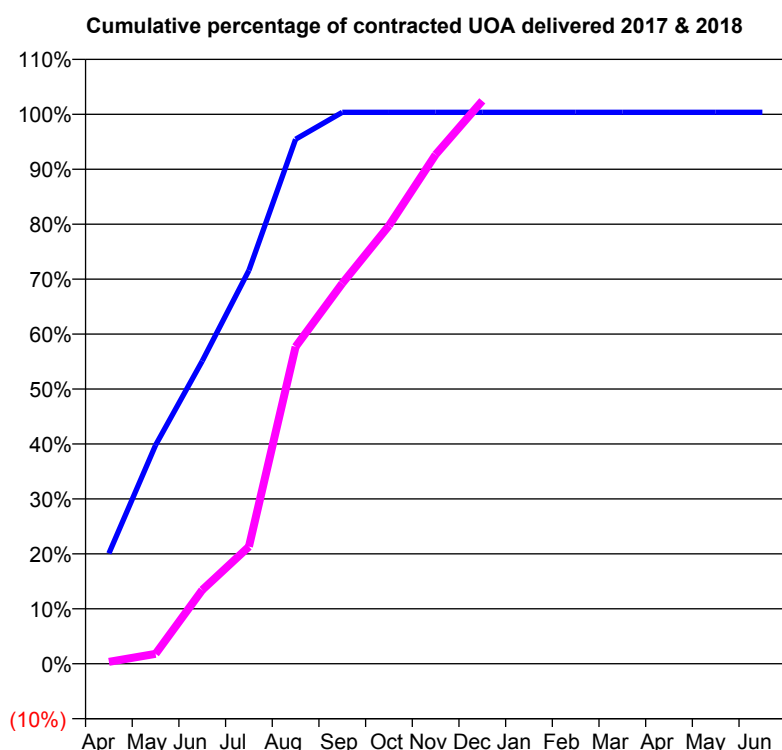
* Figures in italics indicate that the base number is less than 100.

Q56 - Vital Signs Orthodontic At a Glance Contract Report for 827134/0008 - December 2017

Name or company name	MR JG PLUMMER
Contract type name	GDS Contract
Purpose of contract	General and Orthodontic
Contract start date	01/04/2006
Contract end date	

17/18 Contracted general activity (UDA)	25,930
Carry forward general activity (UDA)	592
17/18 Contracted orthodontic activity (UOA)	1,430
Carry forward orthodontic activity (UOA)	-5
Baseline contract value	£852,042.08

ACCESS	Contract	England and Wales
24 month ratio of assessments to patient IDs	1.23	1.09

ACTIVITY


Month	Adjusted Scheduled Activity (UOA)	
	2017	2018
April	287	5
May	569	26
June	788	192
July	1,024	305
August	1,365	825
September	1,435	990
October	1,435	1,140
November	1,435	1,325
December	1,435	1,465
January	1,435	
February	1,435	
March	1,435	
April	1,435	
May	1,435	
June	1,435	

QUALITY	Contract Quantity	Contract Base Number	Contract *	Region	England
% of all assessments that were assess and fit appliances (rolling 12 month period)	63	221	28.5%	57.7%	58.6%
% of all assessments that were assess and refuse (rolling 12 month period)	40	221	18.1%	11.3%	11.3%
% of all assessments that were assess and review (rolling 12 month period)	118	221	53.4%	31.0%	30.0%
% of terminated courses where treatment was abandoned or discontinued (rolling 12 month period)	11	57	19.3%	8.4%	7.4%
% of completed treatments indicating that PAR score was taken (year to date)	46	46	100.0%	61.0%	64.3%
Rate of removable appliances per 100 fixed appliances - proposed treatment (rolling 12 month period)	8	121	6.61	7.20	5.53
Rate of removable appliances per 100 fixed appliances - completed treatment (rolling 12 month period)	0	90	0.00	6.14	4.60
% of courses of treatment with removable appliances only - proposed treatment (rolling 12 month period)	0	63	0.0%	2.5%	1.9%
% of courses of treatment with removable appliances only - completed treatment (rolling 12 month period)	0	46	0.0%	1.6%	1.4%
% of patients satisfied with the treatment they have received (rolling 12 month period)	0	0	N/A	96.5%	95.9%

* Figures in italics indicate that the base number is less than 100.

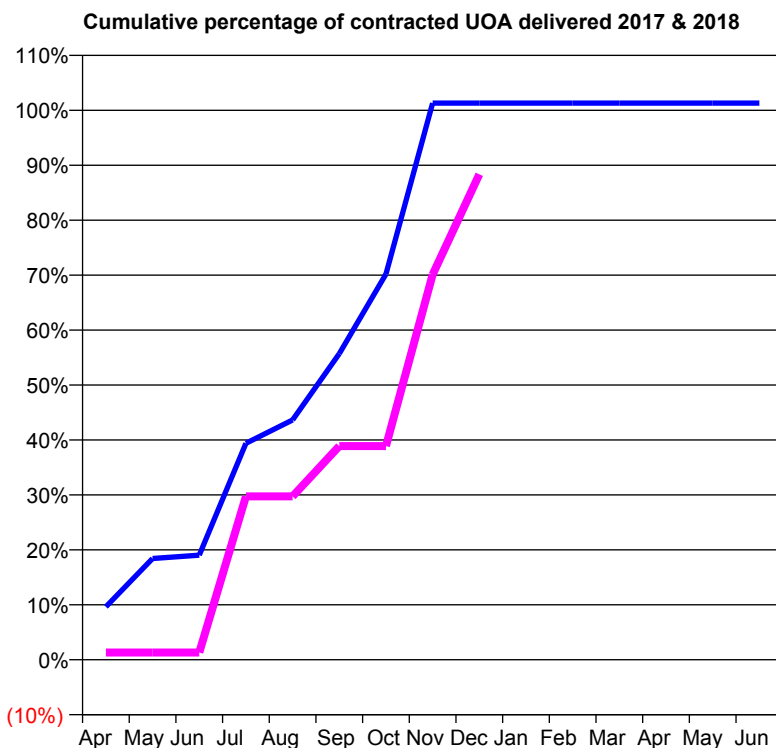
Q56 - Vital Signs Orthodontic At a Glance Contract Report for 827134/0009 - December 2017

Name or company name	MR JG PLUMMER
Contract type name	GDS Contract
Purpose of contract	General and Orthodontic
Contract start date	01/04/2006
Contract end date	

17/18 Contracted general activity (UDA)	32,392
Carry forward general activity (UDA)	690
17/18 Contracted orthodontic activity (UOA)	1,980
Carry forward orthodontic activity (UOA)	-26
Baseline contract value	£1,080,480.30

ACCESS

	Contract	England and Wales
24 month ratio of assessments to patient IDs	1.14	1.09

ACTIVITY


Month	Adjusted Scheduled Activity (UOA)	
	2017	2018
April	191	26
May	365	26
June	377	26
July	780	589
August	864	589
September	1,103	770
October	1,390	770
November	2,006	1,388
December	2,006	1,749
January	2,006	
February	2,006	
March	2,006	
April	2,006	
May	2,006	
June	2,006	

QUALITY

	Contract Quantity	Contract Base Number	Contract *	Region	England
% of all assessments that were assess and fit appliances (rolling 12 month period)	77	183	42.1%	57.7%	58.6%
% of all assessments that were assess and refuse (rolling 12 month period)	18	183	9.8%	11.3%	11.3%
% of all assessments that were assess and review (rolling 12 month period)	88	183	48.1%	31.0%	30.0%
% of terminated courses where treatment was abandoned or discontinued (rolling 12 month period)	10	69	14.5%	8.4%	7.4%
% of completed treatments indicating that PAR score was taken (year to date)	53	58	91.4%	61.0%	64.3%
Rate of removable appliances per 100 fixed appliances - proposed treatment (rolling 12 month period)	0	148	0.00	7.20	5.53
Rate of removable appliances per 100 fixed appliances - completed treatment (rolling 12 month period)	0	98	0.00	6.14	4.60
% of courses of treatment with removable appliances only - proposed treatment (rolling 12 month period)	0	77	0.0%	2.5%	1.9%
% of courses of treatment with removable appliances only - completed treatment (rolling 12 month period)	0	59	0.0%	1.6%	1.4%
% of patients satisfied with the treatment they have received (rolling 12 month period)	1	1	100.0%	96.5%	95.9%

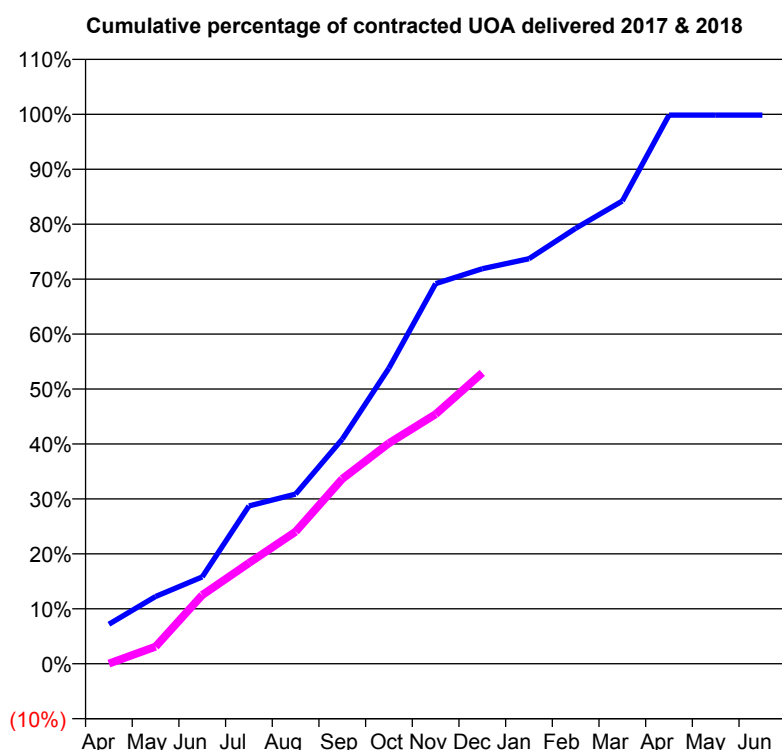
* Figures in italics indicate that the base number is less than 100.

Q56 - Vital Signs Orthodontic At a Glance Contract Report for 827134/0010 - December 2017

Name or company name	MR JG PLUMMER
Contract type name	Pilot Contract
Purpose of contract	General and Orthodontic
Contract start date	01/04/2006
Contract end date	

17/18 Contracted general activity (UDA)	51,443
Carry forward general activity (UDA)	0
17/18 Contracted orthodontic activity (UOA)	2,750
Carry forward orthodontic activity (UOA)	4
Baseline contract value	£1,663,806.62

ACCESS	Contract	England and Wales
24 month ratio of assessments to patient IDs	1.21	1.09

ACTIVITY


Month	Adjusted Scheduled Activity (UOA)	
	2017	2018
April	198	1
May	337	86
June	435	344
July	790	504
August	849	661
September	1,124	925
October	1,480	1,104
November	1,902	1,249
December	1,977	1,456
January	2,027	
February	2,179	
March	2,316	
April	2,746	
May	2,746	
June	2,746	

QUALITY	Contract Quantity	Contract Base Number	Contract *	Region	England
% of all assessments that were assess and fit appliances (rolling 12 month period)	92	406	22.7%	57.7%	58.6%
% of all assessments that were assess and refuse (rolling 12 month period)	7	406	1.7%	11.3%	11.3%
% of all assessments that were assess and review (rolling 12 month period)	307	406	75.6%	31.0%	30.0%
% of terminated courses where treatment was abandoned or discontinued (rolling 12 month period)	8	93	8.6%	8.4%	7.4%
% of completed treatments indicating that PAR score was taken (year to date)	63	75	84.0%	61.0%	64.3%
Rate of removable appliances per 100 fixed appliances - proposed treatment (rolling 12 month period)	0	168	0.00	7.20	5.53
Rate of removable appliances per 100 fixed appliances - completed treatment (rolling 12 month period)	0	168	0.00	6.14	4.60
% of courses of treatment with removable appliances only - proposed treatment (rolling 12 month period)	0	92	0.0%	2.5%	1.9%
% of courses of treatment with removable appliances only - completed treatment (rolling 12 month period)	0	85	0.0%	1.6%	1.4%
% of patients satisfied with the treatment they have received (rolling 12 month period)	5	5	100.0%	96.5%	95.9%

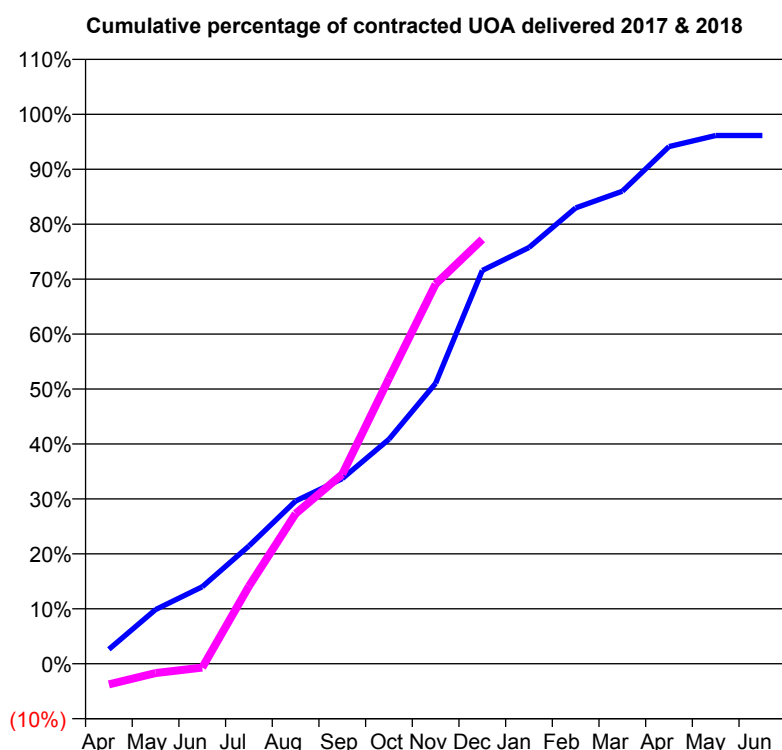
* Figures in italics indicate that the base number is less than 100.

Q56 - Vital Signs Orthodontic At a Glance Contract Report for 827134/0012 - December 2017

Name or company name	MR JG PLUMMER
Contract type name	GDS Contract
Purpose of contract	General and Orthodontic
Contract start date	01/04/2006
Contract end date	

17/18 Contracted general activity (UDA)	22,126
Carry forward general activity (UDA)	734
17/18 Contracted orthodontic activity (UOA)	2,090
Carry forward orthodontic activity (UOA)	81
Baseline contract value	£826,898.01

ACCESS	Contract	England and Wales
24 month ratio of assessments to patient IDs	1.06	1.09

ACTIVITY


Month	Adjusted Scheduled Activity (UOA)	
	2017	2018
April	55	-79
May	206	-36
June	293	-15
July	448	295
August	619	571
September	704	721
October	854	1,085
November	1,067	1,444
December	1,496	1,614
January	1,583	
February	1,734	
March	1,797	
April	1,967	
May	2,009	
June	2,009	

QUALITY	Contract Quantity	Contract Base Number	Contract *	Region	England
% of all assessments that were assess and fit appliances (rolling 12 month period)	105	142	73.9%	57.7%	58.6%
% of all assessments that were assess and refuse (rolling 12 month period)	1	142	0.7%	11.3%	11.3%
% of all assessments that were assess and review (rolling 12 month period)	36	142	25.4%	31.0%	30.0%
% of terminated courses where treatment was abandoned or discontinued (rolling 12 month period)	5	70	7.1%	8.4%	7.4%
% of completed treatments indicating that PAR score was taken (year to date)	34	35	97.1%	61.0%	64.3%
Rate of removable appliances per 100 fixed appliances - proposed treatment (rolling 12 month period)	5	202	2.48	7.20	5.53
Rate of removable appliances per 100 fixed appliances - completed treatment (rolling 12 month period)	0	130	0.00	6.14	4.60
% of courses of treatment with removable appliances only - proposed treatment (rolling 12 month period)	2	105	1.9%	2.5%	1.9%
% of courses of treatment with removable appliances only - completed treatment (rolling 12 month period)	0	65	0.0%	1.6%	1.4%
% of patients satisfied with the treatment they have received (rolling 12 month period)	2	2	100.0%	96.5%	95.9%

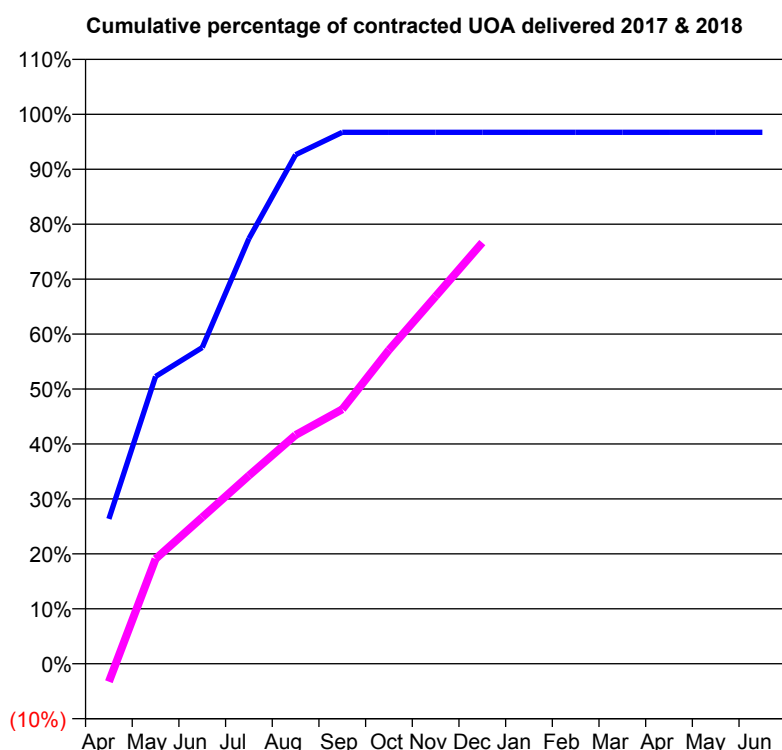
* Figures in italics indicate that the base number is less than 100.

Q56 - Vital Signs Orthodontic At a Glance Contract Report for 827134/0013 - December 2017

Name or company name	MR JG PLUMMER
Contract type name	GDS Contract
Purpose of contract	General and Orthodontic
Contract start date	01/04/2006
Contract end date	

17/18 Contracted general activity (UDA)	24,945
Carry forward general activity (UDA)	851
17/18 Contracted orthodontic activity (UOA)	2,064
Carry forward orthodontic activity (UOA)	68
Baseline contract value	£887,313.70

ACCESS	Contract	England and Wales
24 month ratio of assessments to patient IDs	1.10	1.09

ACTIVITY


Month	Adjusted Scheduled Activity (UOA)	
	2017	2018
April	544	-68
May	1,079	394
June	1,188	550
July	1,597	707
August	1,912	859
September	1,996	956
October	1,996	1,179
November	1,996	1,380
December	1,996	1,582
January	1,996	
February	1,996	
March	1,996	
April	1,996	
May	1,996	
June	1,996	

QUALITY	Contract Quantity	Contract Base Number	Contract *	Region	England
% of all assessments that were assess and fit appliances (rolling 12 month period)	74	187	39.6%	57.7%	58.6%
% of all assessments that were assess and refuse (rolling 12 month period)	30	187	16.0%	11.3%	11.3%
% of all assessments that were assess and review (rolling 12 month period)	83	187	44.4%	31.0%	30.0%
% of terminated courses where treatment was abandoned or discontinued (rolling 12 month period)	20	82	24.4%	8.4%	7.4%
% of completed treatments indicating that PAR score was taken (year to date)	49	49	100.0%	61.0%	64.3%
Rate of removable appliances per 100 fixed appliances - proposed treatment (rolling 12 month period)	13	143	9.09	7.20	5.53
Rate of removable appliances per 100 fixed appliances - completed treatment (rolling 12 month period)	4	123	3.25	6.14	4.60
% of courses of treatment with removable appliances only - proposed treatment (rolling 12 month period)	0	74	0.0%	2.5%	1.9%
% of courses of treatment with removable appliances only - completed treatment (rolling 12 month period)	0	62	0.0%	1.6%	1.4%
% of patients satisfied with the treatment they have received (rolling 12 month period)	2	2	100.0%	96.5%	95.9%

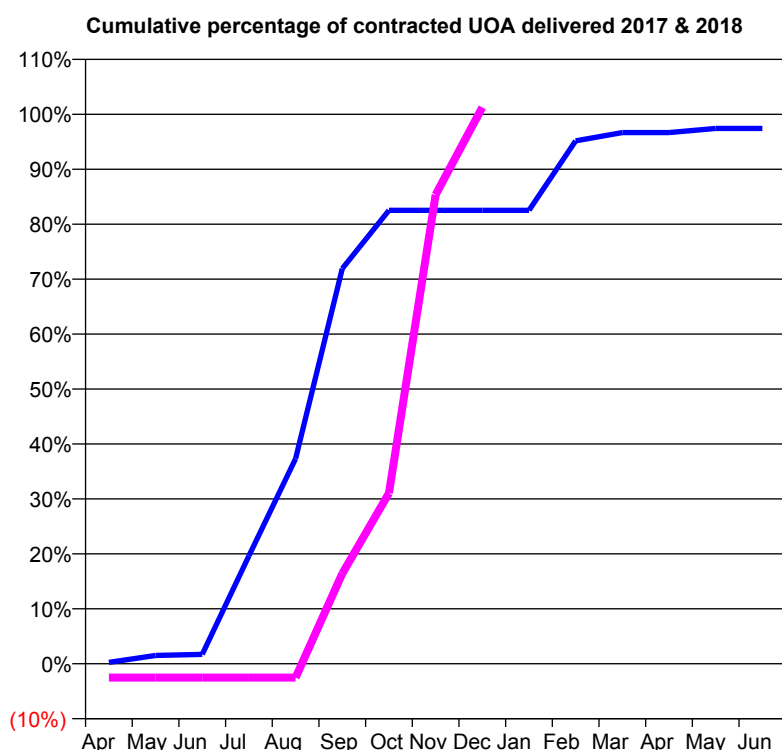
* Figures in italics indicate that the base number is less than 100.

Q56 - Vital Signs Orthodontic At a Glance Contract Report for 827134/0014 - December 2017

Name or company name	MR JG PLUMMER
Contract type name	GDS Contract
Purpose of contract	General and Orthodontic
Contract start date	01/04/2006
Contract end date	

17/18 Contracted general activity (UDA)	15,368
Carry forward general activity (UDA)	493
17/18 Contracted orthodontic activity (UOA)	396
Carry forward orthodontic activity (UOA)	10
Baseline contract value	£517,411.58

ACCESS	Contract	England and Wales
24 month ratio of assessments to patient IDs	1.09	1.09

ACTIVITY


Month	Adjusted Scheduled Activity (UOA)	
	2017	2018
April	1	-10
May	6	-10
June	7	-10
July	78	-10
August	148	-10
September	285	65
October	327	123
November	327	338
December	327	401
January	327	
February	377	
March	383	
April	383	
May	386	
June	386	

QUALITY	Contract Quantity	Contract Base Number	Contract *	Region	England
% of all assessments that were assess and fit appliances (rolling 12 month period)	18	111	16.2%	57.7%	58.6%
% of all assessments that were assess and refuse (rolling 12 month period)	12	111	10.8%	11.3%	11.3%
% of all assessments that were assess and review (rolling 12 month period)	81	111	73.0%	31.0%	30.0%
% of terminated courses where treatment was abandoned or discontinued (rolling 12 month period)	0	4	0.0%	8.4%	7.4%
% of completed treatments indicating that PAR score was taken (year to date)	0	0	N/A	61.0%	64.3%
Rate of removable appliances per 100 fixed appliances - proposed treatment (rolling 12 month period)	0	36	0.00	7.20	5.53
Rate of removable appliances per 100 fixed appliances - completed treatment (rolling 12 month period)	0	6	0.00	6.14	4.60
% of courses of treatment with removable appliances only - proposed treatment (rolling 12 month period)	0	18	0.0%	2.5%	1.9%
% of courses of treatment with removable appliances only - completed treatment (rolling 12 month period)	0	4	0.0%	1.6%	1.4%
% of patients satisfied with the treatment they have received (rolling 12 month period)	2	2	100.0%	96.5%	95.9%

* Figures in italics indicate that the base number is less than 100.

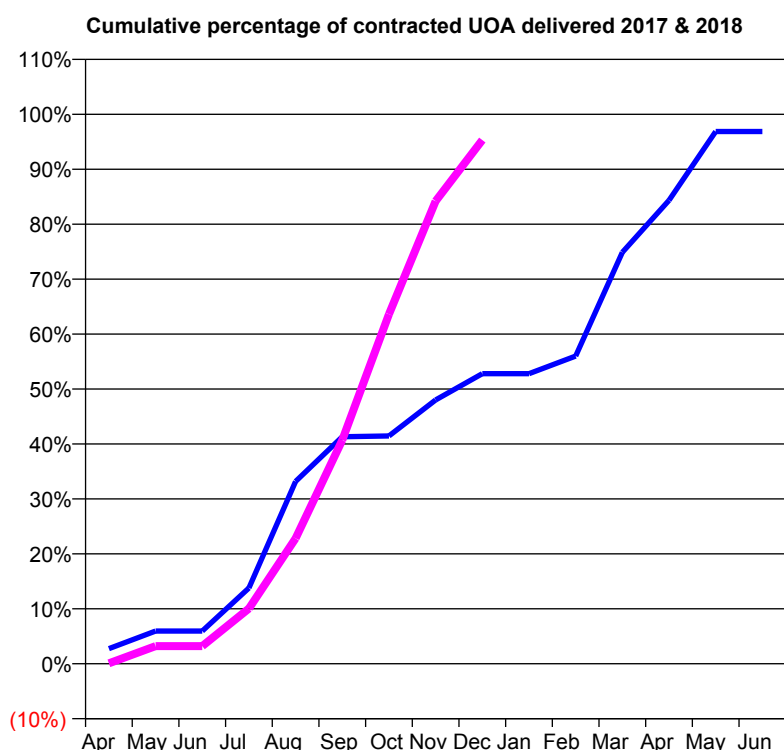
Q56 - Vital Signs Orthodontic At a Glance Contract Report for 827134/0015 - December 2017

Name or company name	MR JG PLUMMER
Contract type name	GDS Contract
Purpose of contract	General and Orthodontic
Contract start date	01/04/2006
Contract end date	

17/18 Contracted general activity (UDA)	51,722
Carry forward general activity (UDA)	1,791
17/18 Contracted orthodontic activity (UOA)	1,341
Carry forward orthodontic activity (UOA)	0
Baseline contract value	£1,422,886.59

ACCESS

	Contract	England and Wales
24 month ratio of assessments to patient IDs	1.04	1.09

ACTIVITY


Month	Adjusted Scheduled Activity (UOA)	
	2017	2018
April	37	1
May	80	43
June	80	43
July	185	135
August	445	306
September	554	546
October	556	853
November	644	1,129
December	708	1,278
January	708	
February	751	
March	1,004	
April	1,131	
May	1,299	
June	1,299	

QUALITY

	Contract Quantity	Contract Base Number	Contract *	Region	England
% of all assessments that were assess and fit appliances (rolling 12 month period)	88	126	69.8%	57.7%	58.6%
% of all assessments that were assess and refuse (rolling 12 month period)	1	126	0.8%	11.3%	11.3%
% of all assessments that were assess and review (rolling 12 month period)	37	126	29.4%	31.0%	30.0%
% of terminated courses where treatment was abandoned or discontinued (rolling 12 month period)	5	50	10.0%	8.4%	7.4%
% of completed treatments indicating that PAR score was taken (year to date)	30	31	96.8%	61.0%	64.3%
Rate of removable appliances per 100 fixed appliances - proposed treatment (rolling 12 month period)	3	170	1.76	7.20	5.53
Rate of removable appliances per 100 fixed appliances - completed treatment (rolling 12 month period)	0	90	0.00	6.14	4.60
% of courses of treatment with removable appliances only - proposed treatment (rolling 12 month period)	1	88	1.1%	2.5%	1.9%
% of courses of treatment with removable appliances only - completed treatment (rolling 12 month period)	0	45	0.0%	1.6%	1.4%
% of patients satisfied with the treatment they have received (rolling 12 month period)	4	4	100.0%	96.5%	95.9%

* Figures in italics indicate that the base number is less than 100.

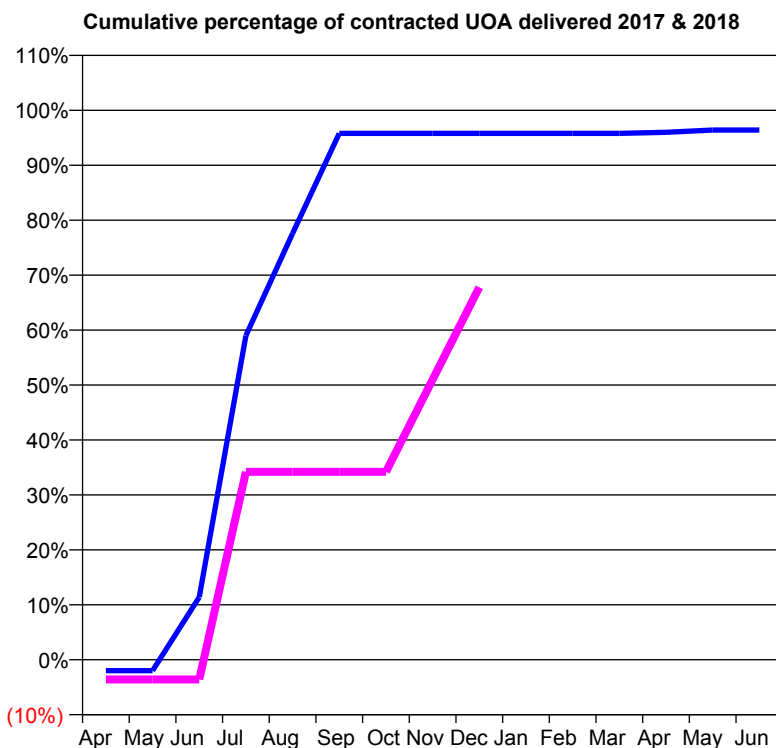
Q56 - Vital Signs Orthodontic At a Glance Contract Report for 827134/0016 - December 2017

Name or company name	MR JG PLUMMER
Contract type name	GDS Contract
Purpose of contract	General and Orthodontic
Contract start date	01/04/2006
Contract end date	

17/18 Contracted general activity (UDA)	20,424
Carry forward general activity (UDA)	620
17/18 Contracted orthodontic activity (UOA)	500
Carry forward orthodontic activity (UOA)	18
Baseline contract value	£631,934.07

ACCESS

	Contract	England and Wales
24 month ratio of assessments to patient IDs	1.05	1.09

ACTIVITY


Month	Adjusted Scheduled Activity (UOA)	
	2017	2018
April	-10	-18
May	-10	-18
June	57	-18
July	295	171
August	388	171
September	479	171
October	479	171
November	479	255
December	479	339
January	479	
February	479	
March	479	
April	480	
May	482	
June	482	

QUALITY

	Contract Quantity	Contract Base Number	Contract *	Region	England
% of all assessments that were assess and fit appliances (rolling 12 month period)	17	20	85.0%	57.7%	58.6%
% of all assessments that were assess and refuse (rolling 12 month period)	0	20	0.0%	11.3%	11.3%
% of all assessments that were assess and review (rolling 12 month period)	3	20	15.0%	31.0%	30.0%
% of terminated courses where treatment was abandoned or discontinued (rolling 12 month period)	0	0	N/A	8.4%	7.4%
% of completed treatments indicating that PAR score was taken (year to date)	0	0	N/A	61.0%	64.3%
Rate of removable appliances per 100 fixed appliances - proposed treatment (rolling 12 month period)	0	34	0.00	7.20	5.53
Rate of removable appliances per 100 fixed appliances - completed treatment (rolling 12 month period)	0	0	N/A	6.14	4.60
% of courses of treatment with removable appliances only - proposed treatment (rolling 12 month period)	0	17	0.0%	2.5%	1.9%
% of courses of treatment with removable appliances only - completed treatment (rolling 12 month period)	0	0	N/A	1.6%	1.4%
% of patients satisfied with the treatment they have received (rolling 12 month period)	0	0	N/A	96.5%	95.9%

* Figures in italics indicate that the base number is less than 100.

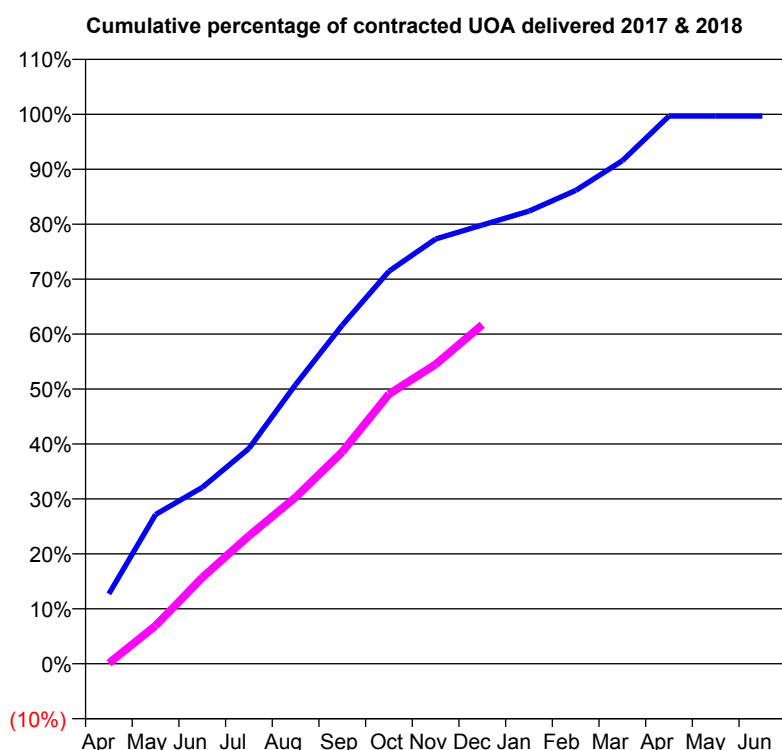
Q56 - Vital Signs Orthodontic At a Glance Contract Report for 827134/0019 - December 2017

Name or company name	MR JG PLUMMER
Contract type name	PDS Contract
Purpose of contract	Orthodontic
Contract start date	01/04/2009
Contract end date	31/03/2018

17/18 Contracted general activity (UDA)	0
Carry forward general activity (UDA)	0
17/18 Contracted orthodontic activity (UOA)	6,900
Carry forward orthodontic activity (UOA)	0
Baseline contract value	£434,103.65

ACCESS

	Contract	England and Wales
24 month ratio of assessments to patient IDs	1.19	1.09

ACTIVITY


Month	Adjusted Scheduled Activity (UOA)	
	2017	2018
April	878	8
May	1,874	478
June	2,215	1,083
July	2,703	1,606
August	3,506	2,090
September	4,252	2,662
October	4,929	3,386
November	5,334	3,760
December	5,509	4,257
January	5,684	
February	5,943	
March	6,317	
April	6,877	
May	6,877	
June	6,877	

QUALITY

	Contract Quantity	Contract Base Number	Contract *	Region	England
% of all assessments that were assess and fit appliances (rolling 12 month period)	249	684	36.4%	57.7%	58.6%
% of all assessments that were assess and refuse (rolling 12 month period)	33	684	4.8%	11.3%	11.3%
% of all assessments that were assess and review (rolling 12 month period)	402	684	58.8%	31.0%	30.0%
% of terminated courses where treatment was abandoned or discontinued (rolling 12 month period)	30	267	11.2%	8.4%	7.4%
% of completed treatments indicating that PAR score was taken (year to date)	195	211	92.4%	61.0%	64.3%
Rate of removable appliances per 100 fixed appliances - proposed treatment (rolling 12 month period)	15	475	3.16	7.20	5.53
Rate of removable appliances per 100 fixed appliances - completed treatment (rolling 12 month period)	4	467	0.86	6.14	4.60
% of courses of treatment with removable appliances only - proposed treatment (rolling 12 month period)	0	249	0.0%	2.5%	1.9%
% of courses of treatment with removable appliances only - completed treatment (rolling 12 month period)	0	237	0.0%	1.6%	1.4%
% of patients satisfied with the treatment they have received (rolling 12 month period)	10	10	100.0%	96.5%	95.9%

* Figures in italics indicate that the base number is less than 100.

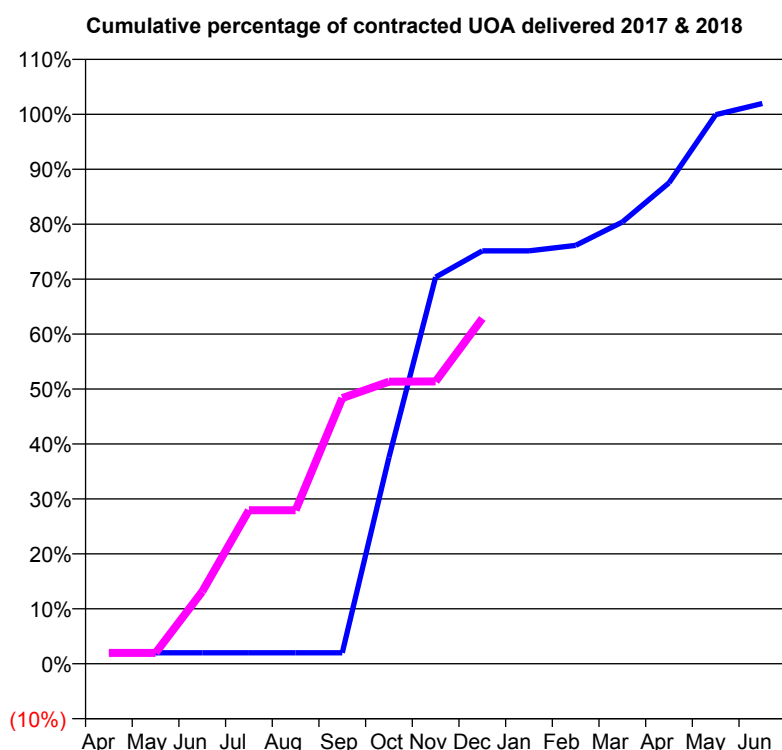
Q56 - Vital Signs Orthodontic At a Glance Contract Report for 830240/0001 - December 2017

Name or company name	MR WA BOTHA
Contract type name	PDS Contract
Purpose of contract	Orthodontic
Contract start date	01/04/2006
Contract end date	31/03/2018

17/18 Contracted general activity (UDA)	0
Carry forward general activity (UDA)	0
17/18 Contracted orthodontic activity (UOA)	8,595
Carry forward orthodontic activity (UOA)	-169
Baseline contract value	£539,760.46

ACCESS

	Contract	England and Wales
24 month ratio of assessments to patient IDs	1.02	1.09

ACTIVITY


Month	Adjusted Scheduled Activity (UOA)	
	2017	2018
April	172	169
May	172	169
June	172	1,130
July	172	2,402
August	172	2,402
September	172	4,156
October	3,227	4,413
November	6,048	4,417
December	6,459	5,401
January	6,459	
February	6,543	
March	6,908	
April	7,522	
May	8,588	
June	8,764	

QUALITY

	Contract Quantity	Contract Base Number	Contract *	Region	England
% of all assessments that were assess and fit appliances (rolling 12 month period)	387	392	98.7%	57.7%	58.6%
% of all assessments that were assess and refuse (rolling 12 month period)	5	392	1.3%	11.3%	11.3%
% of all assessments that were assess and review (rolling 12 month period)	0	392	0.0%	31.0%	30.0%
% of terminated courses where treatment was abandoned or discontinued (rolling 12 month period)	1	58	1.7%	8.4%	7.4%
% of completed treatments indicating that PAR score was taken (year to date)	44	44	100.0%	61.0%	64.3%
Rate of removable appliances per 100 fixed appliances - proposed treatment (rolling 12 month period)	48	711	6.75	7.20	5.53
Rate of removable appliances per 100 fixed appliances - completed treatment (rolling 12 month period)	12	94	12.77	6.14	4.60
% of courses of treatment with removable appliances only - proposed treatment (rolling 12 month period)	18	387	4.7%	2.5%	1.9%
% of courses of treatment with removable appliances only - completed treatment (rolling 12 month period)	8	57	14.0%	1.6%	1.4%
% of patients satisfied with the treatment they have received (rolling 12 month period)	17	17	100.0%	96.5%	95.9%

* Figures in italics indicate that the base number is less than 100.

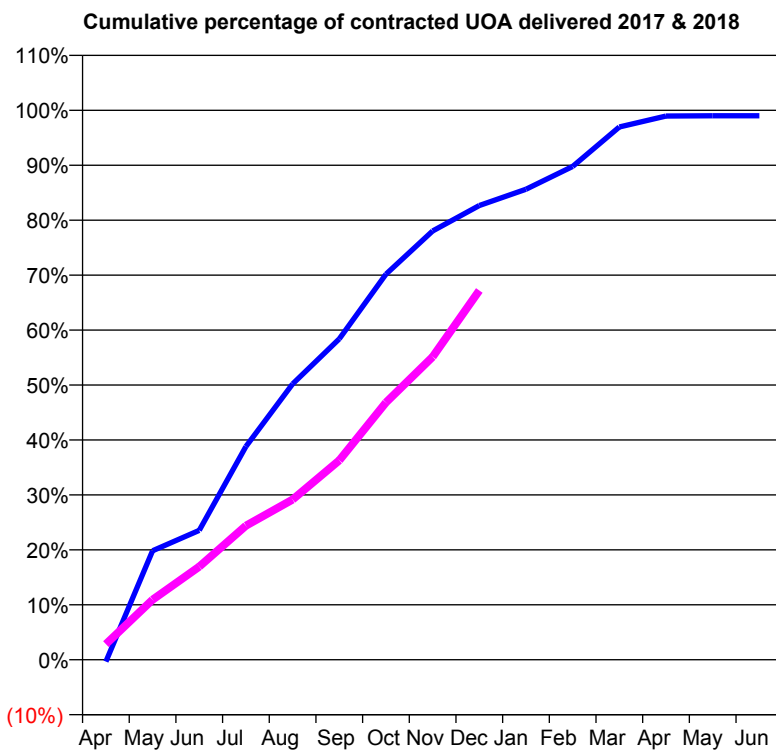
Q56 - Vital Signs Orthodontic At a Glance Contract Report for 866377/0001 - December 2017

Name or company name	MR F SAYME
Contract type name	PDS Contract
Purpose of contract	Orthodontic
Contract start date	04/05/2010
Contract end date	31/03/2018

17/18 Contracted general activity (UDA)	0
Carry forward general activity (UDA)	0
17/18 Contracted orthodontic activity (UOA)	8,057
Carry forward orthodontic activity (UOA)	82
Baseline contract value	£502,388.03

ACCESS

	Contract	England and Wales
24 month ratio of assessments to patient IDs	1.07	1.09

ACTIVITY


Month	Adjusted Scheduled Activity (UOA)	
	2017	2018
April	-29	229
May	1,598	881
June	1,897	1,365
July	3,127	1,966
August	4,044	2,349
September	4,705	2,925
October	5,654	3,772
November	6,287	4,441
December	6,660	5,415
January	6,898	
February	7,232	
March	7,812	
April	7,971	
May	7,975	
June	7,975	

QUALITY

	Contract Quantity	Contract Base Number	Contract *	Region	England
% of all assessments that were assess and fit appliances (rolling 12 month period)	320	575	55.7%	57.7%	58.6%
% of all assessments that were assess and refuse (rolling 12 month period)	137	575	23.8%	11.3%	11.3%
% of all assessments that were assess and review (rolling 12 month period)	118	575	20.5%	31.0%	30.0%
% of terminated courses where treatment was abandoned or discontinued (rolling 12 month period)	42	281	14.9%	8.4%	7.4%
% of completed treatments indicating that PAR score was taken (year to date)	122	187	65.2%	61.0%	64.3%
Rate of removable appliances per 100 fixed appliances - proposed treatment (rolling 12 month period)	52	609	8.54	7.20	5.53
Rate of removable appliances per 100 fixed appliances - completed treatment (rolling 12 month period)	16	441	3.63	6.14	4.60
% of courses of treatment with removable appliances only - proposed treatment (rolling 12 month period)	10	320	3.1%	2.5%	1.9%
% of courses of treatment with removable appliances only - completed treatment (rolling 12 month period)	8	239	3.3%	1.6%	1.4%
% of patients satisfied with the treatment they have received (rolling 12 month period)	5	5	100.0%	96.5%	95.9%

* Figures in italics indicate that the base number is less than 100.

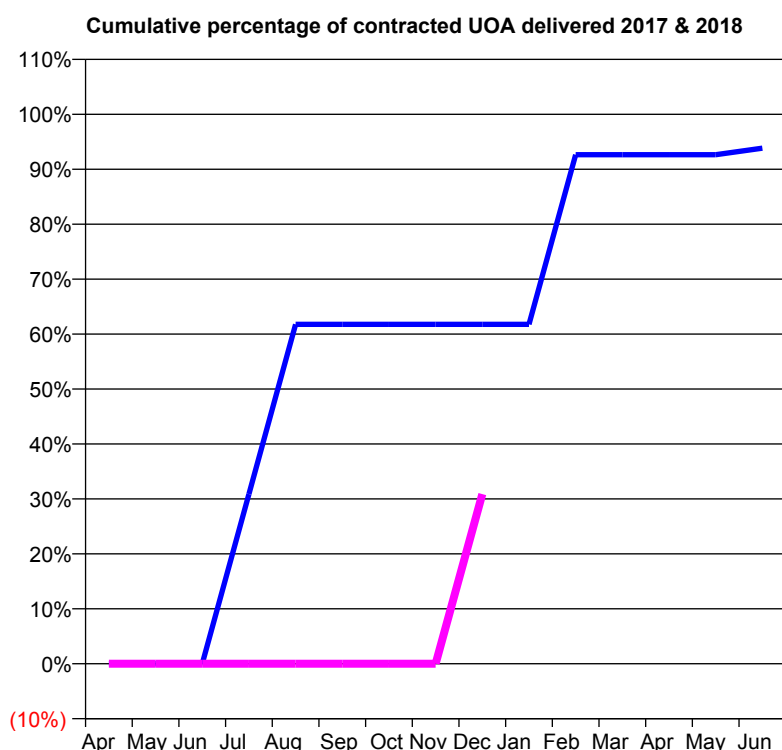
Q56 - Vital Signs Orthodontic At a Glance Contract Report for 905941/0001 - December 2017

Name or company name	MR JQ PEIRSON
Contract type name	GDS Contract
Purpose of contract	General and Orthodontic
Contract start date	01/04/2006
Contract end date	

17/18 Contracted general activity (UDA)	10,641
Carry forward general activity (UDA)	41
17/18 Contracted orthodontic activity (UOA)	68
Carry forward orthodontic activity (UOA)	0
Baseline contract value	£318,440.29

ACCESS

	Contract	England and Wales
24 month ratio of assessments to patient IDs	1.00	1.09

ACTIVITY


Month	Adjusted Scheduled Activity (UOA)	
	2017	2018
April	0	0
May	0	0
June	0	0
July	21	0
August	42	0
September	42	0
October	42	0
November	42	0
December	42	21
January	42	
February	63	
March	63	
April	63	
May	63	
June	64	

QUALITY

	Contract Quantity	Contract Base Number	Contract *	Region	England
% of all assessments that were assess and fit appliances (rolling 12 month period)	2	2	100.0%	57.7%	58.6%
% of all assessments that were assess and refuse (rolling 12 month period)	0	2	0.0%	11.3%	11.3%
% of all assessments that were assess and review (rolling 12 month period)	0	2	0.0%	31.0%	30.0%
% of terminated courses where treatment was abandoned or discontinued (rolling 12 month period)	0	0	N/A	8.4%	7.4%
% of completed treatments indicating that PAR score was taken (year to date)	0	0	N/A	61.0%	64.3%
Rate of removable appliances per 100 fixed appliances - proposed treatment (rolling 12 month period)	0	0	N/A	7.20	5.53
Rate of removable appliances per 100 fixed appliances - completed treatment (rolling 12 month period)	0	0	N/A	6.14	4.60
% of courses of treatment with removable appliances only - proposed treatment (rolling 12 month period)	0	2	0.0%	2.5%	1.9%
% of courses of treatment with removable appliances only - completed treatment (rolling 12 month period)	0	0	N/A	1.6%	1.4%
% of patients satisfied with the treatment they have received (rolling 12 month period)	0	0	N/A	96.5%	95.9%

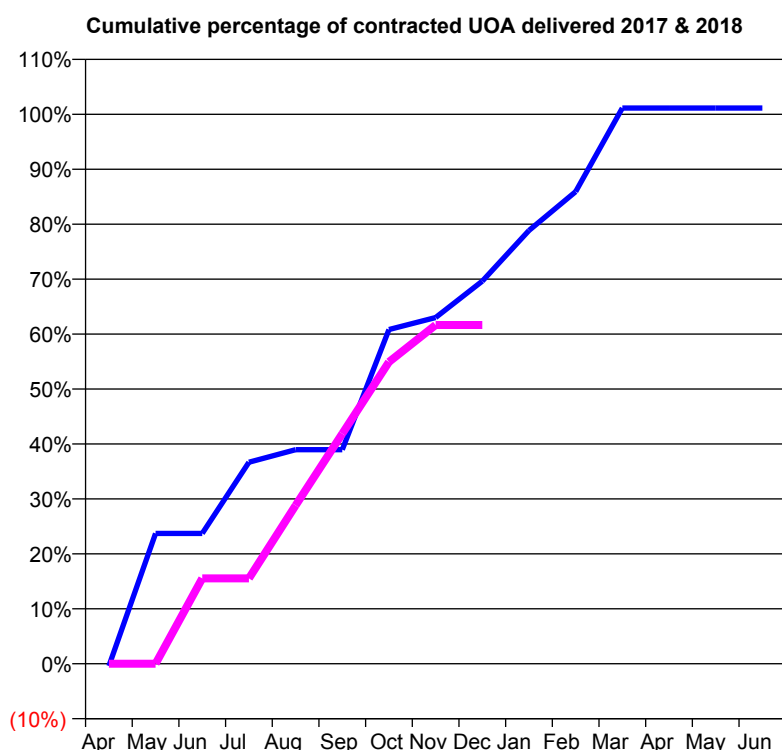
* Figures in italics indicate that the base number is less than 100.

Q56 - Vital Signs Orthodontic At a Glance Contract Report for 919470/0001 - December 2017

Name or company name	MR SC WARDLE
Contract type name	PDS Contract
Purpose of contract	Orthodontic
Contract start date	01/04/2011
Contract end date	31/03/2018

17/18 Contracted general activity (UDA)	0
Carry forward general activity (UDA)	0
17/18 Contracted orthodontic activity (UOA)	965
Carry forward orthodontic activity (UOA)	0
Baseline contract value	£61,207.49

ACCESS	Contract	England and Wales
24 month ratio of assessments to patient IDs	1.05	1.09

ACTIVITY


Month	Adjusted Scheduled Activity (UOA)	
	2017	2018
April	-4	0
May	229	0
June	229	150
July	354	150
August	376	278
September	376	404
October	587	530
November	608	595
December	672	595
January	761	
February	829	
March	976	
April	976	
May	976	
June	976	

QUALITY	Contract Quantity	Contract Base Number	Contract *	Region	England
% of all assessments that were assess and fit appliances (rolling 12 month period)	44	55	80.0%	57.7%	58.6%
% of all assessments that were assess and refuse (rolling 12 month period)	5	55	9.1%	11.3%	11.3%
% of all assessments that were assess and review (rolling 12 month period)	6	55	10.9%	31.0%	30.0%
% of terminated courses where treatment was abandoned or discontinued (rolling 12 month period)	2	30	6.7%	8.4%	7.4%
% of completed treatments indicating that PAR score was taken (year to date)	20	22	90.9%	61.0%	64.3%
Rate of removable appliances per 100 fixed appliances - proposed treatment (rolling 12 month period)	3	66	4.55	7.20	5.53
Rate of removable appliances per 100 fixed appliances - completed treatment (rolling 12 month period)	2	47	4.26	6.14	4.60
% of courses of treatment with removable appliances only - proposed treatment (rolling 12 month period)	2	44	4.5%	2.5%	1.9%
% of courses of treatment with removable appliances only - completed treatment (rolling 12 month period)	2	28	7.1%	1.6%	1.4%
% of patients satisfied with the treatment they have received (rolling 12 month period)	1	1	100.0%	96.5%	95.9%

* Figures in italics indicate that the base number is less than 100.

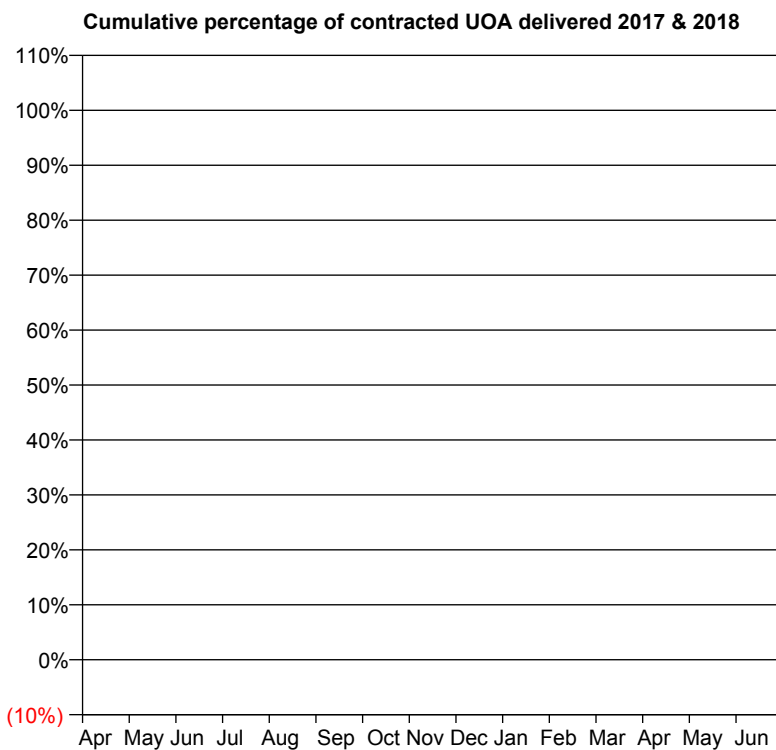
Q57 - Vital Signs Orthodontic At a Glance Contract Report for 101370/0036 - December 2017

Name or company name	Petrie Tucker and Partners Ltd
Contract type name	GDS Contract
Purpose of contract	General
Contract start date	01/04/2006
Contract end date	

17/18 Contracted general activity (UDA)	56,815
Carry forward general activity (UDA)	0
17/18 Contracted orthodontic activity (UOA)	0
Carry forward orthodontic activity (UOA)	0
Baseline contract value	£1,374,424.81

ACCESS

	Contract	England and Wales
24 month ratio of assessments to patient IDs	1.00	1.09

ACTIVITY


Month	Adjusted Scheduled Activity (UOA)	
	2017	2018
April	0	0
May	0	0
June	0	0
July	0	1
August	0	1
September	0	1
October	0	1
November	0	1
December	0	1
January	0	
February	0	
March	0	
April	0	
May	0	
June	0	

QUALITY

	Contract Quantity	Contract Base Number	Contract *	Region	England
% of all assessments that were assess and fit appliances (rolling 12 month period)	0	1	0.0%	57.7%	58.6%
% of all assessments that were assess and refuse (rolling 12 month period)	0	1	0.0%	11.3%	11.3%
% of all assessments that were assess and review (rolling 12 month period)	1	1	100.0%	31.0%	30.0%
% of terminated courses where treatment was abandoned or discontinued (rolling 12 month period)	0	0	N/A	8.4%	7.4%
% of completed treatments indicating that PAR score was taken (year to date)	0	0	N/A	61.0%	64.3%
Rate of removable appliances per 100 fixed appliances - proposed treatment (rolling 12 month period)	0	0	N/A	7.20	5.53
Rate of removable appliances per 100 fixed appliances - completed treatment (rolling 12 month period)	0	0	N/A	6.14	4.60
% of courses of treatment with removable appliances only - proposed treatment (rolling 12 month period)	0	0	N/A	2.5%	1.9%
% of courses of treatment with removable appliances only - completed treatment (rolling 12 month period)	0	0	N/A	1.6%	1.4%
% of patients satisfied with the treatment they have received (rolling 12 month period)	0	0	N/A	96.5%	95.9%

* Figures in italics indicate that the base number is less than 100.

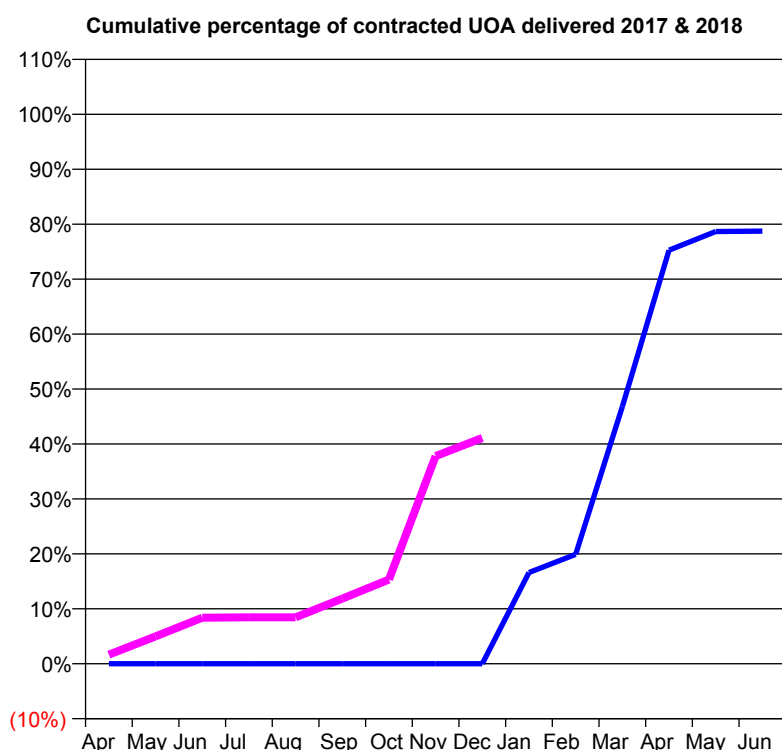
Q57 - Vital Signs Orthodontic At a Glance Contract Report for 101370/0098 - December 2017

Name or company name	Du Toit and BurgerPartnership Ltd (Harwic
Contract type name	GDS Contract
Purpose of contract	General and Orthodontic
Contract start date	01/04/2007
Contract end date	

17/18 Contracted general activity (UDA)	19,884
Carry forward general activity (UDA)	0
17/18 Contracted orthodontic activity (UOA)	1,265
Carry forward orthodontic activity (UOA)	0
Baseline contract value	£666,310.67

ACCESS

	Contract	England and Wales
24 month ratio of assessments to patient IDs	1.04	1.09

ACTIVITY


Month	Adjusted Scheduled Activity (UOA)	
	2017	2018
April	0	21
May	0	63
June	0	106
July	0	107
August	0	107
September	0	150
October	0	194
November	0	478
December	0	520
January	210	
February	252	
March	592	
April	952	
May	995	
June	996	

QUALITY

	Contract Quantity	Contract Base Number	Contract *	Region	England
% of all assessments that were assess and fit appliances (rolling 12 month period)	76	114	66.7%	57.7%	58.6%
% of all assessments that were assess and refuse (rolling 12 month period)	16	114	14.0%	11.3%	11.3%
% of all assessments that were assess and review (rolling 12 month period)	22	114	19.3%	31.0%	30.0%
% of terminated courses where treatment was abandoned or discontinued (rolling 12 month period)	1	2	50.0%	8.4%	7.4%
% of completed treatments indicating that PAR score was taken (year to date)	0	0	N/A	61.0%	64.3%
Rate of removable appliances per 100 fixed appliances - proposed treatment (rolling 12 month period)	1	101	0.99	7.20	5.53
Rate of removable appliances per 100 fixed appliances - completed treatment (rolling 12 month period)	0	2	0.00	6.14	4.60
% of courses of treatment with removable appliances only - proposed treatment (rolling 12 month period)	1	76	1.3%	2.5%	1.9%
% of courses of treatment with removable appliances only - completed treatment (rolling 12 month period)	0	1	0.0%	1.6%	1.4%
% of patients satisfied with the treatment they have received (rolling 12 month period)	1	1	100.0%	96.5%	95.9%

* Figures in italics indicate that the base number is less than 100.

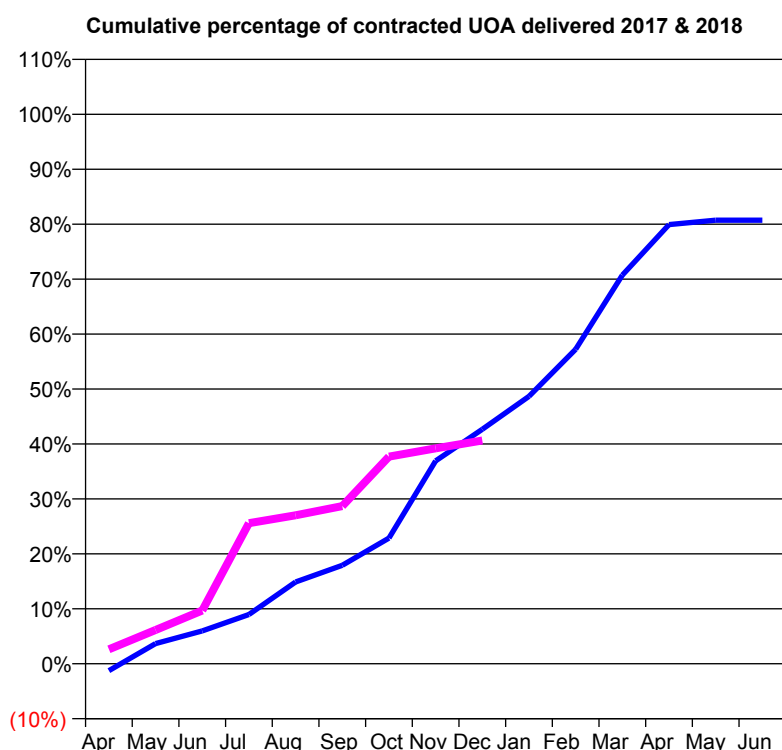
Q57 - Vital Signs Orthodontic At a Glance Contract Report for 101370/0114 - December 2017

Name or company name	Petrie Tucker and Partners Ltd
Contract type name	GDS Contract
Purpose of contract	Orthodontic
Contract start date	01/04/2008
Contract end date	31/03/2018

17/18 Contracted general activity (UDA)	0
Carry forward general activity (UDA)	0
17/18 Contracted orthodontic activity (UOA)	4,454
Carry forward orthodontic activity (UOA)	-117
Baseline contract value	£275,408.36

ACCESS

	Contract	England and Wales
24 month ratio of assessments to patient IDs	1.07	1.09

ACTIVITY


Month	Adjusted Scheduled Activity (UOA)	
	2017	2018
April	-68	117
May	197	274
June	321	432
July	482	1,140
August	800	1,203
September	963	1,278
October	1,229	1,679
November	1,984	1,746
December	2,292	1,810
January	2,615	
February	3,074	
March	3,799	
April	4,294	
May	4,337	
June	4,337	

QUALITY

	Contract Quantity	Contract Base Number	Contract *	Region	England
% of all assessments that were assess and fit appliances (rolling 12 month period)	174	304	57.2%	57.7%	58.6%
% of all assessments that were assess and refuse (rolling 12 month period)	50	304	16.4%	11.3%	11.3%
% of all assessments that were assess and review (rolling 12 month period)	80	304	26.3%	31.0%	30.0%
% of terminated courses where treatment was abandoned or discontinued (rolling 12 month period)	6	41	14.6%	8.4%	7.4%
% of completed treatments indicating that PAR score was taken (year to date)	4	19	21.1%	61.0%	64.3%
Rate of removable appliances per 100 fixed appliances - proposed treatment (rolling 12 month period)	125	306	40.85	7.20	5.53
Rate of removable appliances per 100 fixed appliances - completed treatment (rolling 12 month period)	19	59	32.20	6.14	4.60
% of courses of treatment with removable appliances only - proposed treatment (rolling 12 month period)	1	174	0.6%	2.5%	1.9%
% of courses of treatment with removable appliances only - completed treatment (rolling 12 month period)	1	35	2.9%	1.6%	1.4%
% of patients satisfied with the treatment they have received (rolling 12 month period)	2	2	100.0%	96.5%	95.9%

* Figures in italics indicate that the base number is less than 100.

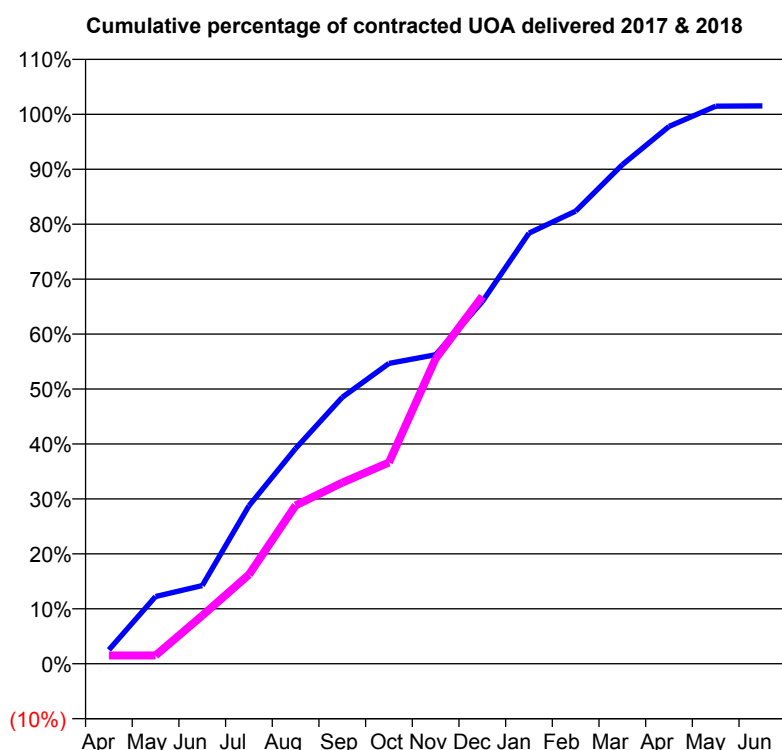
Q57 - Vital Signs Orthodontic At a Glance Contract Report for 101559/0001 - December 2017

Name or company name	R Patel & Associates
Contract type name	PDS Contract
Purpose of contract	Orthodontic
Contract start date	01/10/2011
Contract end date	31/03/2018

17/18 Contracted general activity (UDA)	0
Carry forward general activity (UDA)	0
17/18 Contracted orthodontic activity (UOA)	4,200
Carry forward orthodontic activity (UOA)	-64
Baseline contract value	£259,844.22

ACCESS

	Contract	England and Wales
24 month ratio of assessments to patient IDs	1.07	1.09

ACTIVITY


Month	Adjusted Scheduled Activity (UOA)	
	2017	2018
April	107	64
May	514	64
June	598	368
July	1,207	681
August	1,646	1,210
September	2,037	1,385
October	2,296	1,538
November	2,362	2,332
December	2,768	2,808
January	3,292	
February	3,460	
March	3,814	
April	4,107	
May	4,262	
June	4,264	

QUALITY

	Contract Quantity	Contract Base Number	Contract *	Region	England
% of all assessments that were assess and fit appliances (rolling 12 month period)	195	372	52.4%	57.7%	58.6%
% of all assessments that were assess and refuse (rolling 12 month period)	55	372	14.8%	11.3%	11.3%
% of all assessments that were assess and review (rolling 12 month period)	122	372	32.8%	31.0%	30.0%
% of terminated courses where treatment was abandoned or discontinued (rolling 12 month period)	22	204	10.8%	8.4%	7.4%
% of completed treatments indicating that PAR score was taken (year to date)	120	126	95.2%	61.0%	64.3%
Rate of removable appliances per 100 fixed appliances - proposed treatment (rolling 12 month period)	22	264	8.33	7.20	5.53
Rate of removable appliances per 100 fixed appliances - completed treatment (rolling 12 month period)	0	4	0.00	6.14	4.60
% of courses of treatment with removable appliances only - proposed treatment (rolling 12 month period)	2	195	1.0%	2.5%	1.9%
% of courses of treatment with removable appliances only - completed treatment (rolling 12 month period)	0	182	0.0%	1.6%	1.4%
% of patients satisfied with the treatment they have received (rolling 12 month period)	3	4	75.0%	96.5%	95.9%

* Figures in italics indicate that the base number is less than 100.

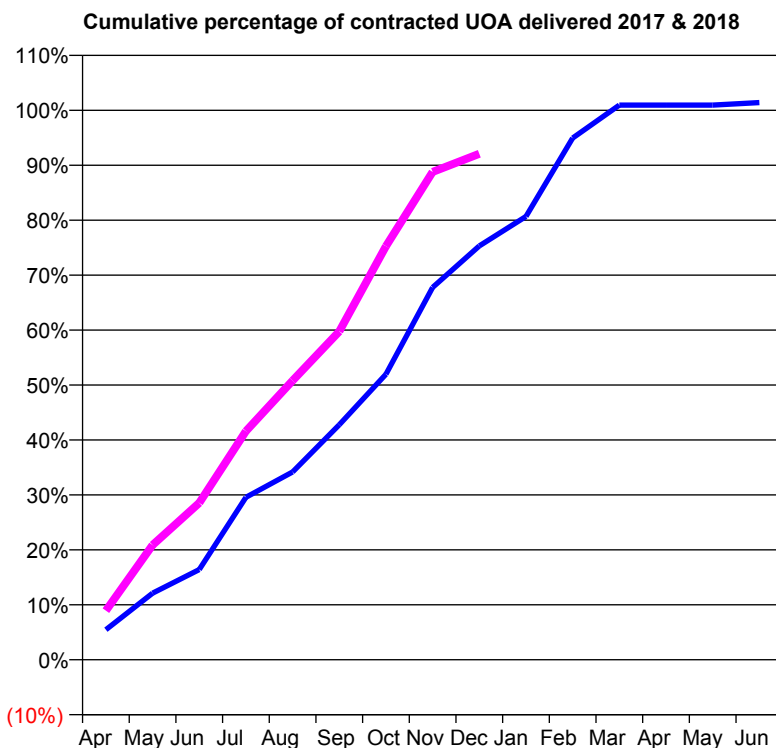
Q57 - Vital Signs Orthodontic At a Glance Contract Report for 115347/0001 - December 2017

Name or company name	Mr H.S. Kehlar and Mr S. Kumar
Contract type name	PDS Contract
Purpose of contract	Orthodontic
Contract start date	01/04/2013
Contract end date	31/03/2018

17/18 Contracted general activity (UDA)	0
Carry forward general activity (UDA)	0
17/18 Contracted orthodontic activity (UOA)	6,404
Carry forward orthodontic activity (UOA)	-90
Baseline contract value	£375,127.83

ACCESS

	Contract	England and Wales
24 month ratio of assessments to patient IDs	1.01	1.09

ACTIVITY


Month	Adjusted Scheduled Activity (UOA)	
	2017	2018
April	350	573
May	776	1,337
June	1,052	1,828
July	1,894	2,664
August	2,189	3,253
September	2,739	3,827
October	3,328	4,820
November	4,340	5,686
December	4,823	5,897
January	5,167	
February	6,081	
March	6,464	
April	6,464	
May	6,464	
June	6,494	

QUALITY

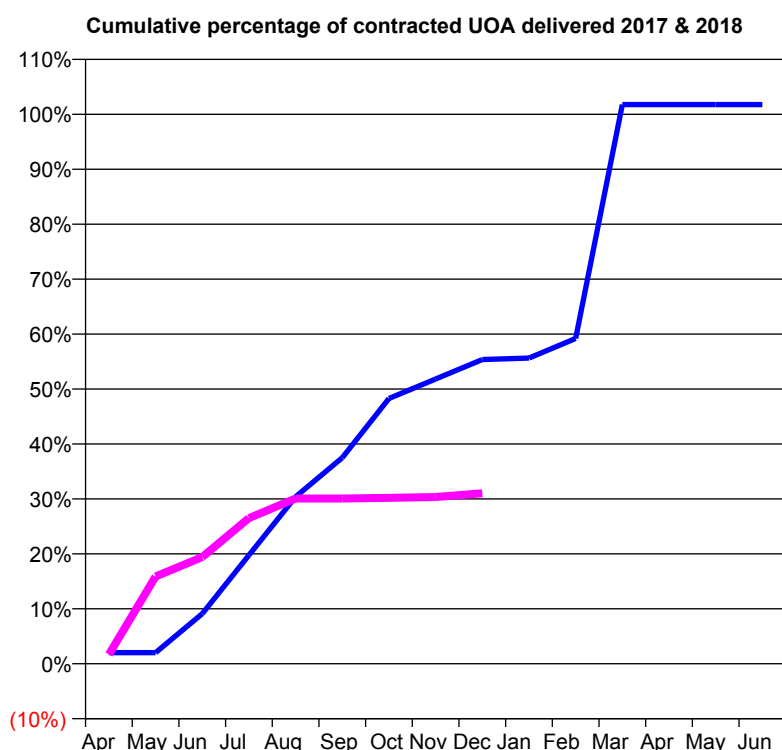
	Contract Quantity	Contract Base Number	Contract *	Region	England
% of all assessments that were assess and fit appliances (rolling 12 month period)	354	432	81.9%	57.7%	58.6%
% of all assessments that were assess and refuse (rolling 12 month period)	19	432	4.4%	11.3%	11.3%
% of all assessments that were assess and review (rolling 12 month period)	59	432	13.7%	31.0%	30.0%
% of terminated courses where treatment was abandoned or discontinued (rolling 12 month period)	1	259	0.4%	8.4%	7.4%
% of completed treatments indicating that PAR score was taken (year to date)	167	207	80.7%	61.0%	64.3%
Rate of removable appliances per 100 fixed appliances - proposed treatment (rolling 12 month period)	15	695	2.16	7.20	5.53
Rate of removable appliances per 100 fixed appliances - completed treatment (rolling 12 month period)	10	499	2.00	6.14	4.60
% of courses of treatment with removable appliances only - proposed treatment (rolling 12 month period)	3	354	0.8%	2.5%	1.9%
% of courses of treatment with removable appliances only - completed treatment (rolling 12 month period)	1	258	0.4%	1.6%	1.4%
% of patients satisfied with the treatment they have received (rolling 12 month period)	11	11	100.0%	96.5%	95.9%

* Figures in italics indicate that the base number is less than 100.

Q57 - Vital Signs Orthodontic At a Glance Contract Report for 119261/0001 - December 2017

Name or company name	Tiptree Dental Surgery	17/18 Contracted general activity (UDA)	17,496
Contract type name	GDS Contract	Carry forward general activity (UDA)	279
Purpose of contract	General and Orthodontic	17/18 Contracted orthodontic activity (UOA)	592
Contract start date	01/05/2014	Carry forward orthodontic activity (UOA)	-10
Contract end date		Baseline contract value	£808,813.12

ACCESS	Contract	England and Wales
24 month ratio of assessments to patient IDs	1.00	1.09

ACTIVITY


Month	Adjusted Scheduled Activity (UOA)	
	2017	2018
April	12	10
May	12	94
June	54	115
July	117	157
August	180	178
September	222	178
October	286	179
November	307	180
December	328	184
January	329	
February	350	
March	602	
April	602	
May	602	
June	602	

QUALITY

	Contract Quantity	Contract Base Number	Contract *	Region	England
% of all assessments that were assess and fit appliances (rolling 12 month period)	22	22	100.0%	57.7%	58.6%
% of all assessments that were assess and refuse (rolling 12 month period)	0	22	0.0%	11.3%	11.3%
% of all assessments that were assess and review (rolling 12 month period)	0	22	0.0%	31.0%	30.0%
% of terminated courses where treatment was abandoned or discontinued (rolling 12 month period)	0	18	0.0%	8.4%	7.4%
% of completed treatments indicating that PAR score was taken (year to date)	7	7	100.0%	61.0%	64.3%
Rate of removable appliances per 100 fixed appliances - proposed treatment (rolling 12 month period)	11	24	45.83	7.20	5.53
Rate of removable appliances per 100 fixed appliances - completed treatment (rolling 12 month period)	2	12	16.67	6.14	4.60
% of courses of treatment with removable appliances only - proposed treatment (rolling 12 month period)	1	22	4.5%	2.5%	1.9%
% of courses of treatment with removable appliances only - completed treatment (rolling 12 month period)	0	18	0.0%	1.6%	1.4%
% of patients satisfied with the treatment they have received (rolling 12 month period)	0	0	N/A	96.5%	95.9%

* Figures in italics indicate that the base number is less than 100.

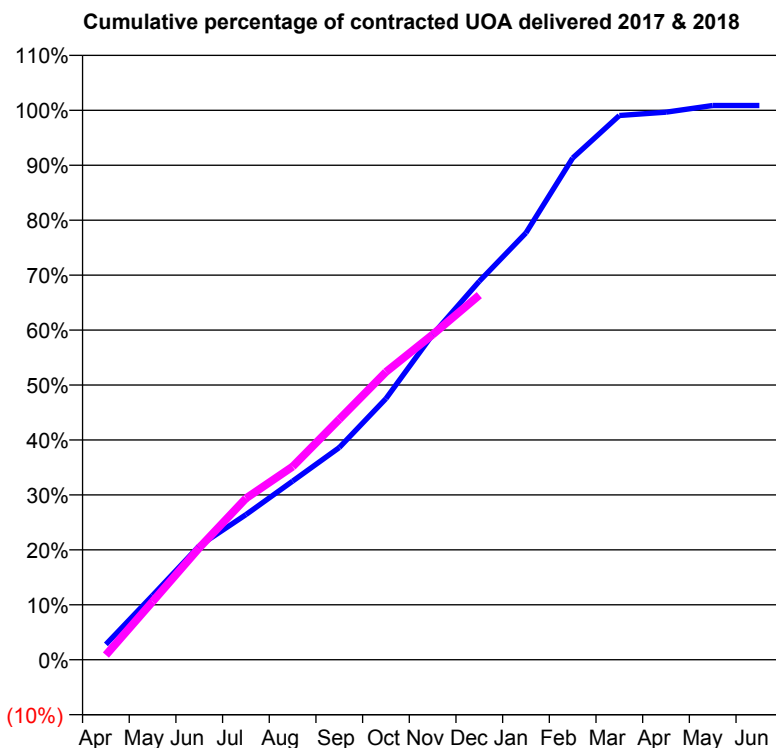
Q57 - Vital Signs Orthodontic At a Glance Contract Report for 130788/0001 - December 2017

Name or company name	Byles & Sebastian Orthodontic Practice
Contract type name	PDS Contract
Purpose of contract	Orthodontic
Contract start date	01/08/2015
Contract end date	31/03/2018

17/18 Contracted general activity (UDA)	0
Carry forward general activity (UDA)	0
17/18 Contracted orthodontic activity (UOA)	20,792
Carry forward orthodontic activity (UOA)	-178
Baseline contract value	£1,195,062.85

ACCESS

	Contract	England and Wales
24 month ratio of assessments to patient IDs	1.02	1.09

ACTIVITY


Month	Adjusted Scheduled Activity (UOA)	
	2017	2018
April	584	178
May	2,436	2,200
June	4,310	4,238
July	5,490	6,107
August	6,759	7,310
September	8,031	9,099
October	9,883	10,889
November	12,302	12,304
December	14,322	13,795
January	16,154	
February	18,982	
March	20,596	
April	20,718	
May	20,970	
June	20,970	

QUALITY

	Contract Quantity	Contract Base Number	Contract *	Region	England
% of all assessments that were assess and fit appliances (rolling 12 month period)	954	1,354	70.5%	57.7%	58.6%
% of all assessments that were assess and refuse (rolling 12 month period)	36	1,354	2.7%	11.3%	11.3%
% of all assessments that were assess and review (rolling 12 month period)	364	1,354	26.9%	31.0%	30.0%
% of terminated courses where treatment was abandoned or discontinued (rolling 12 month period)	57	700	8.1%	8.4%	7.4%
% of completed treatments indicating that PAR score was taken (year to date)	391	474	82.5%	61.0%	64.3%
Rate of removable appliances per 100 fixed appliances - proposed treatment (rolling 12 month period)	9	1,886	0.48	7.20	5.53
Rate of removable appliances per 100 fixed appliances - completed treatment (rolling 12 month period)	19	1,233	1.54	6.14	4.60
% of courses of treatment with removable appliances only - proposed treatment (rolling 12 month period)	2	954	0.2%	2.5%	1.9%
% of courses of treatment with removable appliances only - completed treatment (rolling 12 month period)	10	643	1.6%	1.6%	1.4%
% of patients satisfied with the treatment they have received (rolling 12 month period)	21	21	100.0%	96.5%	95.9%

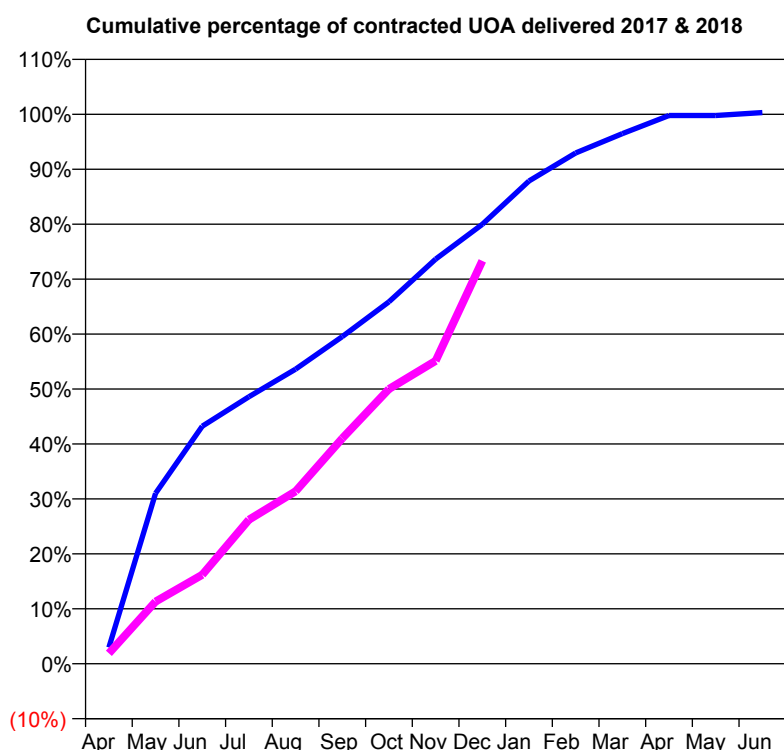
* Figures in italics indicate that the base number is less than 100.

Q57 - Vital Signs Orthodontic At a Glance Contract Report for 131903/0002 - December 2017

Name or company name	Penhaligon Witham Partnership
Contract type name	PDS Contract
Purpose of contract	Orthodontic
Contract start date	01/12/2015
Contract end date	31/03/2018

17/18 Contracted general activity (UDA)	0
Carry forward general activity (UDA)	0
17/18 Contracted orthodontic activity (UOA)	4,253
Carry forward orthodontic activity (UOA)	-13
Baseline contract value	£263,132.46

ACCESS	Contract	England and Wales
24 month ratio of assessments to patient IDs	1.29	1.09

ACTIVITY


Month	Adjusted Scheduled Activity (UOA)	
	2017	2018
April	126	81
May	1,320	481
June	1,839	689
July	2,067	1,115
August	2,280	1,335
September	2,532	1,745
October	2,802	2,127
November	3,132	2,344
December	3,401	3,118
January	3,737	
February	3,953	
March	4,103	
April	4,243	
May	4,243	
June	4,266	

QUALITY	Contract Quantity	Contract Base Number	Contract *	Region	England
% of all assessments that were assess and fit appliances (rolling 12 month period)	168	688	24.4%	57.7%	58.6%
% of all assessments that were assess and refuse (rolling 12 month period)	237	688	34.4%	11.3%	11.3%
% of all assessments that were assess and review (rolling 12 month period)	283	688	41.1%	31.0%	30.0%
% of terminated courses where treatment was abandoned or discontinued (rolling 12 month period)	1	45	2.2%	8.4%	7.4%
% of completed treatments indicating that PAR score was taken (year to date)	38	39	97.4%	61.0%	64.3%
Rate of removable appliances per 100 fixed appliances - proposed treatment (rolling 12 month period)	1	322	0.31	7.20	5.53
Rate of removable appliances per 100 fixed appliances - completed treatment (rolling 12 month period)	0	87	0.00	6.14	4.60
% of courses of treatment with removable appliances only - proposed treatment (rolling 12 month period)	1	168	0.6%	2.5%	1.9%
% of courses of treatment with removable appliances only - completed treatment (rolling 12 month period)	0	44	0.0%	1.6%	1.4%
% of patients satisfied with the treatment they have received (rolling 12 month period)	6	7	85.7%	96.5%	95.9%

* Figures in italics indicate that the base number is less than 100.

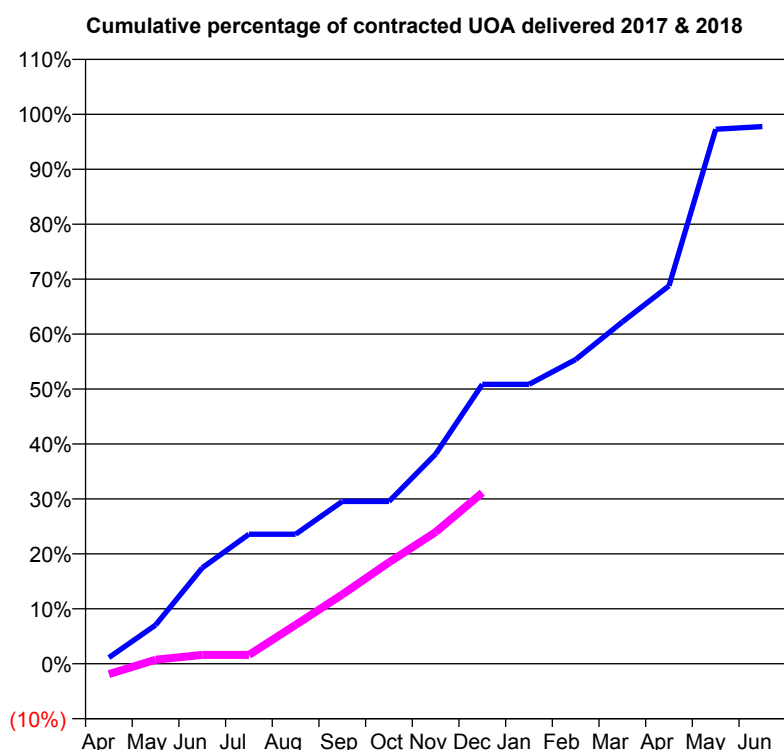
Q57 - Vital Signs Orthodontic At a Glance Contract Report for 145394/0002 - December 2017

Name or company name	Ongar Road Dental Practice
Contract type name	PDS Contract
Purpose of contract	Orthodontic
Contract start date	01/04/2013
Contract end date	31/03/2018

17/18 Contracted general activity (UDA)	0
Carry forward general activity (UDA)	0
17/18 Contracted orthodontic activity (UOA)	5,028
Carry forward orthodontic activity (UOA)	96
Baseline contract value	£248,669.05

ACCESS

	Contract	England and Wales
24 month ratio of assessments to patient IDs	1.00	1.09

ACTIVITY


Month	Adjusted Scheduled Activity (UOA)	
	2017	2018
April	49	-96
May	303	37
June	751	81
July	1,014	81
August	1,014	356
September	1,270	634
October	1,270	928
November	1,640	1,205
December	2,186	1,565
January	2,186	
February	2,380	
March	2,674	
April	2,957	
May	4,182	
June	4,203	

QUALITY

	Contract Quantity	Contract Base Number	Contract *	Region	England
% of all assessments that were assess and fit appliances (rolling 12 month period)	176	213	82.6%	57.7%	58.6%
% of all assessments that were assess and refuse (rolling 12 month period)	25	213	11.7%	11.3%	11.3%
% of all assessments that were assess and review (rolling 12 month period)	12	213	5.6%	31.0%	30.0%
% of terminated courses where treatment was abandoned or discontinued (rolling 12 month period)	3	168	1.8%	8.4%	7.4%
% of completed treatments indicating that PAR score was taken (year to date)	44	136	32.4%	61.0%	64.3%
Rate of removable appliances per 100 fixed appliances - proposed treatment (rolling 12 month period)	1	349	0.29	7.20	5.53
Rate of removable appliances per 100 fixed appliances - completed treatment (rolling 12 month period)	5	319	1.57	6.14	4.60
% of courses of treatment with removable appliances only - proposed treatment (rolling 12 month period)	1	176	0.6%	2.5%	1.9%
% of courses of treatment with removable appliances only - completed treatment (rolling 12 month period)	3	165	1.8%	1.6%	1.4%
% of patients satisfied with the treatment they have received (rolling 12 month period)	6	7	85.7%	96.5%	95.9%

* Figures in italics indicate that the base number is less than 100.

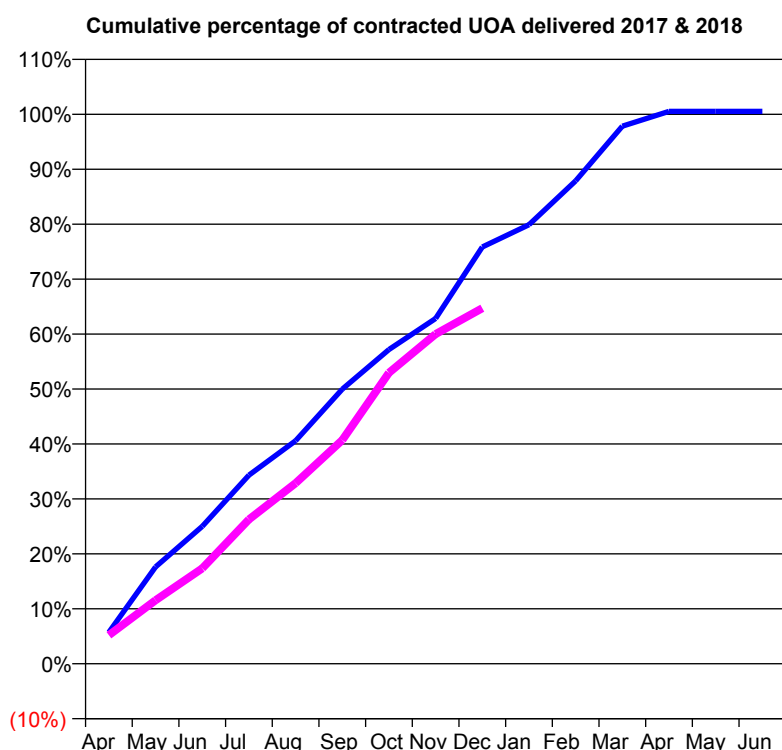
Q57 - Vital Signs Orthodontic At a Glance Contract Report for 148695/0001 - December 2017

Name or company name	Mr C Wallis
Contract type name	PDS Contract
Purpose of contract	Orthodontic
Contract start date	02/06/2013
Contract end date	31/03/2018

17/18 Contracted general activity (UDA)	0
Carry forward general activity (UDA)	0
17/18 Contracted orthodontic activity (UOA)	12,145
Carry forward orthodontic activity (UOA)	-63
Baseline contract value	£789,619.83

ACCESS

	Contract	England and Wales
24 month ratio of assessments to patient IDs	1.04	1.09

ACTIVITY


Month	Adjusted Scheduled Activity (UOA)	
	2017	2018
April	696	632
May	2,141	1,404
June	3,036	2,109
July	4,168	3,189
August	4,929	3,993
September	6,071	4,944
October	6,945	6,431
November	7,633	7,286
December	9,213	7,859
January	9,704	
February	10,674	
March	11,883	
April	12,208	
May	12,208	
June	12,208	

QUALITY

	Contract Quantity	Contract Base Number	Contract *	Region	England
% of all assessments that were assess and fit appliances (rolling 12 month period)	506	673	75.2%	57.7%	58.6%
% of all assessments that were assess and refuse (rolling 12 month period)	136	673	20.2%	11.3%	11.3%
% of all assessments that were assess and review (rolling 12 month period)	31	673	4.6%	31.0%	30.0%
% of terminated courses where treatment was abandoned or discontinued (rolling 12 month period)	16	571	2.8%	8.4%	7.4%
% of completed treatments indicating that PAR score was taken (year to date)	415	422	98.3%	61.0%	64.3%
Rate of removable appliances per 100 fixed appliances - proposed treatment (rolling 12 month period)	56	993	5.64	7.20	5.53
Rate of removable appliances per 100 fixed appliances - completed treatment (rolling 12 month period)	57	1,082	5.27	6.14	4.60
% of courses of treatment with removable appliances only - proposed treatment (rolling 12 month period)	1	506	0.2%	2.5%	1.9%
% of courses of treatment with removable appliances only - completed treatment (rolling 12 month period)	6	555	1.1%	1.6%	1.4%
% of patients satisfied with the treatment they have received (rolling 12 month period)	16	16	100.0%	96.5%	95.9%

* Figures in italics indicate that the base number is less than 100.

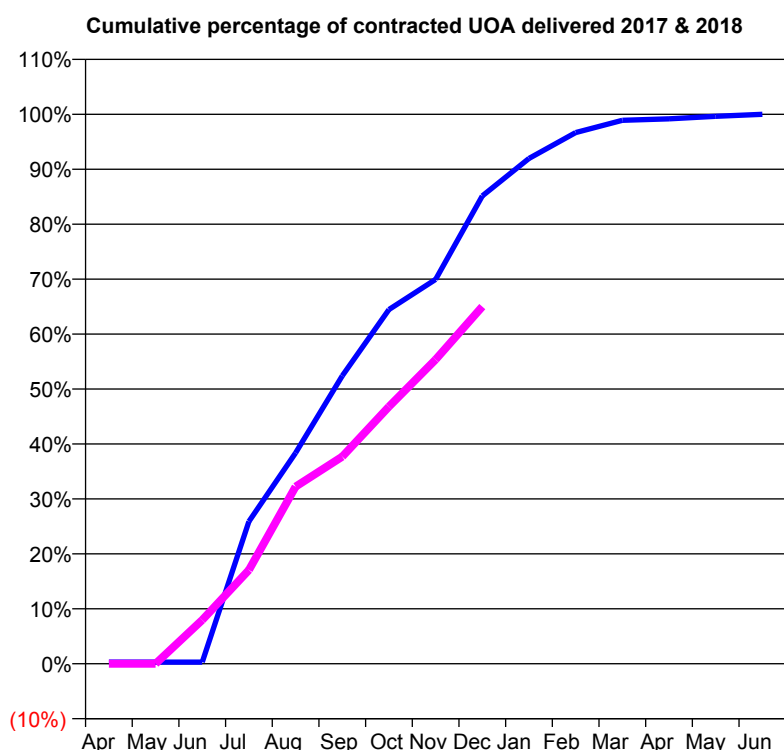
Q57 - Vital Signs Orthodontic At a Glance Contract Report for 153885/0001 - December 2017

Name or company name	Mr M. Kazemi and Dr S Dhillon
Contract type name	PDS Contract
Purpose of contract	Orthodontic
Contract start date	01/04/2013
Contract end date	31/03/2018

17/18 Contracted general activity (UDA)	0
Carry forward general activity (UDA)	0
17/18 Contracted orthodontic activity (UOA)	10,280
Carry forward orthodontic activity (UOA)	1
Baseline contract value	£577,809.84

ACCESS

	Contract	England and Wales
24 month ratio of assessments to patient IDs	1.01	1.09

ACTIVITY


Month	Adjusted Scheduled Activity (UOA)	
	2017	2018
April	31	-1
May	31	-1
June	31	819
July	2,664	1,756
August	3,945	3,315
September	5,386	3,876
October	6,627	4,811
November	7,191	5,691
December	8,753	6,683
January	9,454	
February	9,937	
March	10,168	
April	10,194	
May	10,241	
June	10,279	

QUALITY

	Contract Quantity	Contract Base Number	Contract *	Region	England
% of all assessments that were assess and fit appliances (rolling 12 month period)	392	496	79.0%	57.7%	58.6%
% of all assessments that were assess and refuse (rolling 12 month period)	66	496	13.3%	11.3%	11.3%
% of all assessments that were assess and review (rolling 12 month period)	38	496	7.7%	31.0%	30.0%
% of terminated courses where treatment was abandoned or discontinued (rolling 12 month period)	22	446	4.9%	8.4%	7.4%
% of completed treatments indicating that PAR score was taken (year to date)	197	333	59.2%	61.0%	64.3%
Rate of removable appliances per 100 fixed appliances - proposed treatment (rolling 12 month period)	13	753	1.73	7.20	5.53
Rate of removable appliances per 100 fixed appliances - completed treatment (rolling 12 month period)	17	654	2.60	6.14	4.60
% of courses of treatment with removable appliances only - proposed treatment (rolling 12 month period)	10	392	2.6%	2.5%	1.9%
% of courses of treatment with removable appliances only - completed treatment (rolling 12 month period)	5	424	1.2%	1.6%	1.4%
% of patients satisfied with the treatment they have received (rolling 12 month period)	13	13	100.0%	96.5%	95.9%

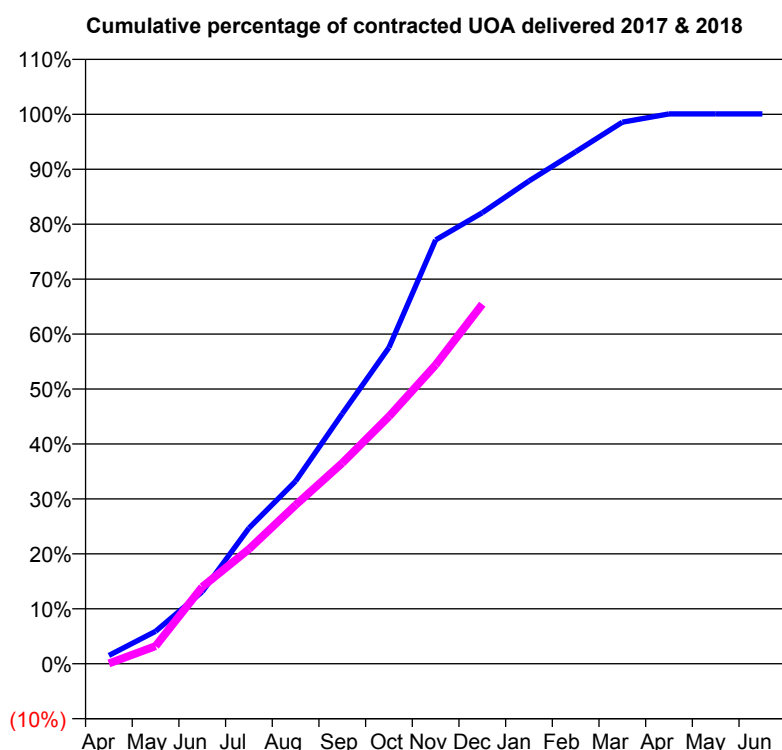
* Figures in italics indicate that the base number is less than 100.

Q57 - Vital Signs Orthodontic At a Glance Contract Report for 186872/0007 - December 2017

Name or company name	ORTHOWORLD 2000 LTD
Contract type name	PDS Contract
Purpose of contract	Orthodontic
Contract start date	01/04/2006
Contract end date	31/03/2018

17/18 Contracted general activity (UDA)	0
Carry forward general activity (UDA)	0
17/18 Contracted orthodontic activity (UOA)	8,700
Carry forward orthodontic activity (UOA)	-5
Baseline contract value	£565,631.47

ACCESS	Contract	England and Wales
24 month ratio of assessments to patient IDs	1.03	1.09

ACTIVITY


Month	Adjusted Scheduled Activity (UOA)	
	2017	2018
April	133	5
May	514	280
June	1,141	1,217
July	2,148	1,814
August	2,891	2,513
September	3,960	3,178
October	5,007	3,915
November	6,710	4,732
December	7,141	5,692
January	7,644	
February	8,107	
March	8,575	
April	8,705	
May	8,705	
June	8,705	

QUALITY	Contract Quantity	Contract Base Number	Contract *	Region	England
% of all assessments that were assess and fit appliances (rolling 12 month period)	337	630	53.5%	57.7%	58.6%
% of all assessments that were assess and refuse (rolling 12 month period)	210	630	33.3%	11.3%	11.3%
% of all assessments that were assess and review (rolling 12 month period)	83	630	13.2%	31.0%	30.0%
% of terminated courses where treatment was abandoned or discontinued (rolling 12 month period)	34	364	9.3%	8.4%	7.4%
% of completed treatments indicating that PAR score was taken (year to date)	60	232	25.9%	61.0%	64.3%
Rate of removable appliances per 100 fixed appliances - proposed treatment (rolling 12 month period)	28	663	4.22	7.20	5.53
Rate of removable appliances per 100 fixed appliances - completed treatment (rolling 12 month period)	13	606	2.15	6.14	4.60
% of courses of treatment with removable appliances only - proposed treatment (rolling 12 month period)	2	337	0.6%	2.5%	1.9%
% of courses of treatment with removable appliances only - completed treatment (rolling 12 month period)	2	330	0.6%	1.6%	1.4%
% of patients satisfied with the treatment they have received (rolling 12 month period)	9	9	100.0%	96.5%	95.9%

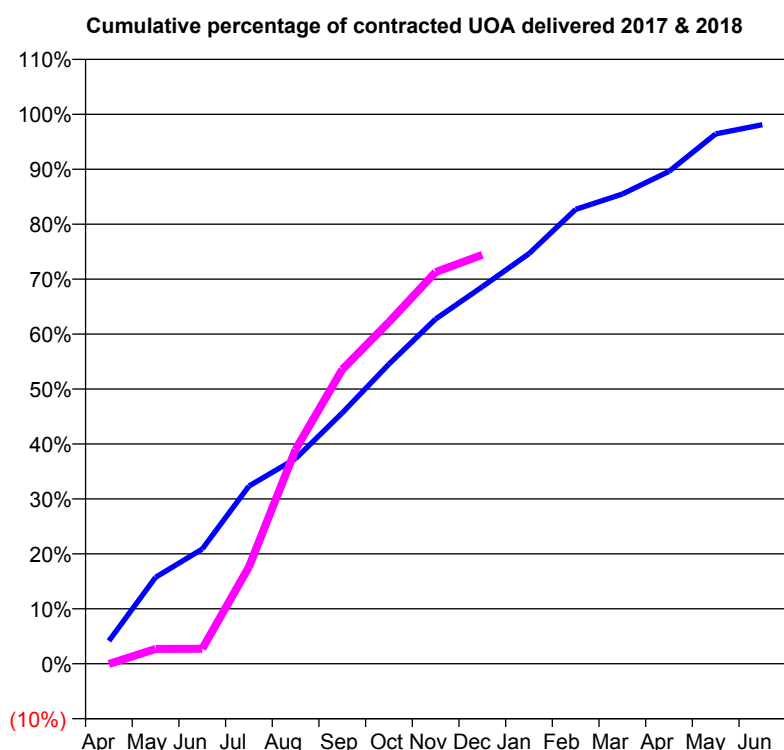
* Figures in italics indicate that the base number is less than 100.

Q57 - Vital Signs Orthodontic At a Glance Contract Report for 186872/0014 - December 2017

Name or company name	ORTHOWORLD 2000 LTD
Contract type name	PDS Contract
Purpose of contract	Orthodontic
Contract start date	01/04/2006
Contract end date	31/03/2018

17/18 Contracted general activity (UDA)	0
Carry forward general activity (UDA)	0
17/18 Contracted orthodontic activity (UOA)	10,345
Carry forward orthodontic activity (UOA)	197
Baseline contract value	£647,665.95

ACCESS	Contract	England and Wales
24 month ratio of assessments to patient IDs	1.01	1.09

ACTIVITY


Month	Adjusted Scheduled Activity (UOA)	
	2017	2018
April	431	-7
May	1,628	281
June	2,161	282
July	3,344	1,823
August	3,863	4,036
September	4,723	5,541
October	5,643	6,434
November	6,490	7,374
December	7,097	7,699
January	7,720	
February	8,554	
March	8,844	
April	9,270	
May	9,975	
June	10,148	

QUALITY	Contract Quantity	Contract Base Number	Contract *	Region	England
% of all assessments that were assess and fit appliances (rolling 12 month period)	548	727	75.4%	57.7%	58.6%
% of all assessments that were assess and refuse (rolling 12 month period)	124	727	17.1%	11.3%	11.3%
% of all assessments that were assess and review (rolling 12 month period)	55	727	7.6%	31.0%	30.0%
% of terminated courses where treatment was abandoned or discontinued (rolling 12 month period)	34	354	9.6%	8.4%	7.4%
% of completed treatments indicating that PAR score was taken (year to date)	35	319	11.0%	61.0%	64.3%
Rate of removable appliances per 100 fixed appliances - proposed treatment (rolling 12 month period)	453	1,054	42.98	7.20	5.53
Rate of removable appliances per 100 fixed appliances - completed treatment (rolling 12 month period)	58	582	9.97	6.14	4.60
% of courses of treatment with removable appliances only - proposed treatment (rolling 12 month period)	13	548	2.4%	2.5%	1.9%
% of courses of treatment with removable appliances only - completed treatment (rolling 12 month period)	4	320	1.3%	1.6%	1.4%
% of patients satisfied with the treatment they have received (rolling 12 month period)	10	10	100.0%	96.5%	95.9%

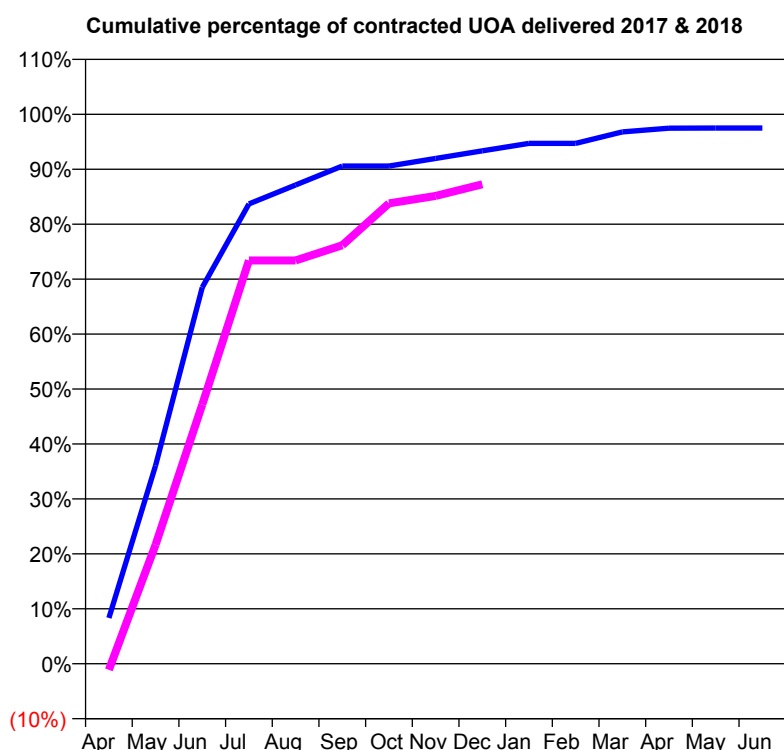
* Figures in italics indicate that the base number is less than 100.

Q57 - Vital Signs Orthodontic At a Glance Contract Report for 188018/0002 - December 2017

Name or company name	Messrs. Lee & Perera
Contract type name	GDS Contract
Purpose of contract	Orthodontic
Contract start date	01/04/2008
Contract end date	31/03/2018

17/18 Contracted general activity (UDA)	0
Carry forward general activity (UDA)	0
17/18 Contracted orthodontic activity (UOA)	3,044
Carry forward orthodontic activity (UOA)	76
Baseline contract value	£194,738.42

ACCESS	Contract	England and Wales
24 month ratio of assessments to patient IDs	1.01	1.09

ACTIVITY


Month	Adjusted Scheduled Activity (UOA)	
	2017	2018
April	254	-34
May	1,098	659
June	2,085	1,436
July	2,547	2,234
August	2,652	2,234
September	2,757	2,318
October	2,757	2,550
November	2,799	2,592
December	2,841	2,656
January	2,883	
February	2,883	
March	2,946	
April	2,967	
May	2,968	
June	2,968	

QUALITY	Contract Quantity	Contract Base Number	Contract *	Region	England
% of all assessments that were assess and fit appliances (rolling 12 month period)	136	139	97.8%	57.7%	58.6%
% of all assessments that were assess and refuse (rolling 12 month period)	2	139	1.4%	11.3%	11.3%
% of all assessments that were assess and review (rolling 12 month period)	1	139	0.7%	31.0%	30.0%
% of terminated courses where treatment was abandoned or discontinued (rolling 12 month period)	17	176	9.7%	8.4%	7.4%
% of completed treatments indicating that PAR score was taken (year to date)	52	119	43.7%	61.0%	64.3%
Rate of removable appliances per 100 fixed appliances - proposed treatment (rolling 12 month period)	32	166	19.28	7.20	5.53
Rate of removable appliances per 100 fixed appliances - completed treatment (rolling 12 month period)	38	234	16.24	6.14	4.60
% of courses of treatment with removable appliances only - proposed treatment (rolling 12 month period)	14	136	10.3%	2.5%	1.9%
% of courses of treatment with removable appliances only - completed treatment (rolling 12 month period)	1	159	0.6%	1.6%	1.4%
% of patients satisfied with the treatment they have received (rolling 12 month period)	2	2	100.0%	96.5%	95.9%

* Figures in italics indicate that the base number is less than 100.

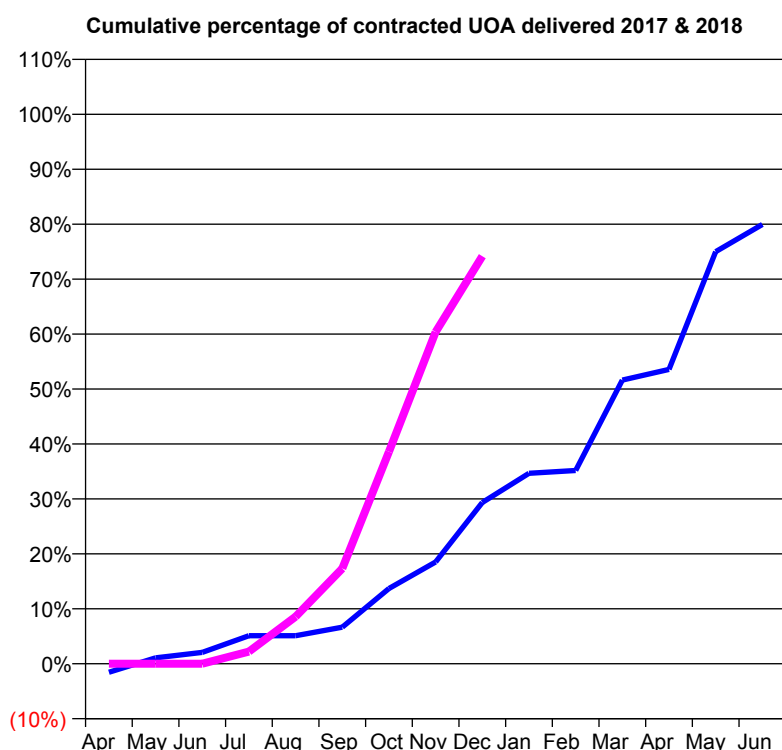
Q57 - Vital Signs Orthodontic At a Glance Contract Report for 188190/0002 - December 2017

Name or company name	J & S Essex
Contract type name	GDS Contract
Purpose of contract	Orthodontic
Contract start date	28/11/2008
Contract end date	31/03/2018

17/18 Contracted general activity (UDA)	0
Carry forward general activity (UDA)	0
17/18 Contracted orthodontic activity (UOA)	4,391
Carry forward orthodontic activity (UOA)	0
Baseline contract value	£271,685.53

ACCESS	Contract	England and Wales
---------------	-----------------	--------------------------

24 month ratio of assessments to patient IDs	1.06	1.09
--	------	------

ACTIVITY


Month	Adjusted Scheduled Activity (UOA)	
	2017	2018
April	-69	0
May	47	0
June	91	0
July	224	98
August	224	377
September	292	761
October	602	1,695
November	814	2,652
December	1,289	3,257
January	1,522	
February	1,544	
March	2,267	
April	2,352	
May	3,293	
June	3,511	

QUALITY	Contract Quantity	Contract Base Number	Contract *	Region	England
% of all assessments that were assess and fit appliances (rolling 12 month period)	256	359	71.3%	57.7%	58.6%
% of all assessments that were assess and refuse (rolling 12 month period)	11	359	3.1%	11.3%	11.3%
% of all assessments that were assess and review (rolling 12 month period)	92	359	25.6%	31.0%	30.0%
% of terminated courses where treatment was abandoned or discontinued (rolling 12 month period)	72	441	16.3%	8.4%	7.4%
% of completed treatments indicating that PAR score was taken (year to date)	6	330	1.8%	61.0%	64.3%
Rate of removable appliances per 100 fixed appliances - proposed treatment (rolling 12 month period)	11	473	2.33	7.20	5.53
Rate of removable appliances per 100 fixed appliances - completed treatment (rolling 12 month period)	0	0	N/A	6.14	4.60
% of courses of treatment with removable appliances only - proposed treatment (rolling 12 month period)	3	256	1.2%	2.5%	1.9%
% of courses of treatment with removable appliances only - completed treatment (rolling 12 month period)	0	369	0.0%	1.6%	1.4%
% of patients satisfied with the treatment they have received (rolling 12 month period)	3	3	100.0%	96.5%	95.9%

* Figures in italics indicate that the base number is less than 100.

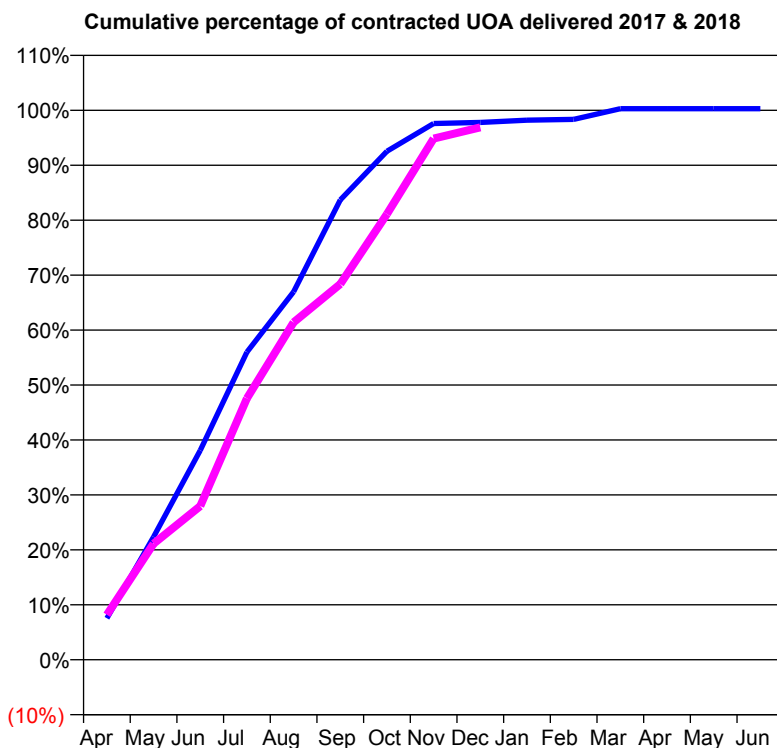
Q57 - Vital Signs Orthodontic At a Glance Contract Report for 199559/0003 - December 2017

Name or company name	Parmar Dental
Contract type name	GDS Contract
Purpose of contract	Orthodontic
Contract start date	24/08/2011
Contract end date	

17/18 Contracted general activity (UDA)	0
Carry forward general activity (UDA)	0
17/18 Contracted orthodontic activity (UOA)	2,159
Carry forward orthodontic activity (UOA)	-6
Baseline contract value	£133,586.34

ACCESS

	Contract	England and Wales
24 month ratio of assessments to patient IDs	1.00	1.09

ACTIVITY


Month	Adjusted Scheduled Activity (UOA)	
	2017	2018
April	163	177
May	483	456
June	823	604
July	1,209	1,027
August	1,446	1,326
September	1,807	1,476
October	1,998	1,751
November	2,107	2,048
December	2,111	2,092
January	2,120	
February	2,123	
March	2,165	
April	2,165	
May	2,165	
June	2,165	

QUALITY

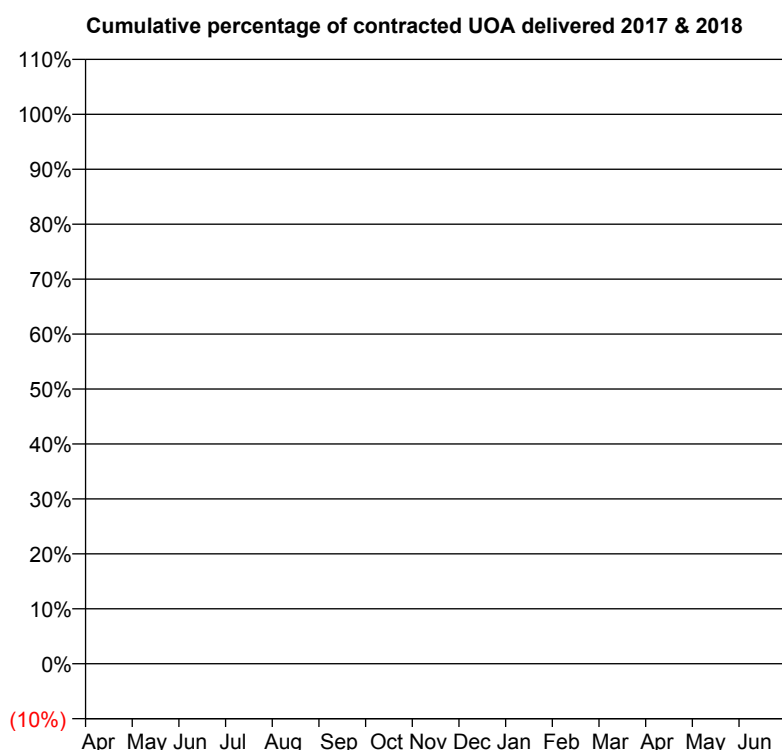
	Contract Quantity	Contract Base Number	Contract *	Region	England
% of all assessments that were assess and fit appliances (rolling 12 month period)	101	141	71.6%	57.7%	58.6%
% of all assessments that were assess and refuse (rolling 12 month period)	31	141	22.0%	11.3%	11.3%
% of all assessments that were assess and review (rolling 12 month period)	9	141	6.4%	31.0%	30.0%
% of terminated courses where treatment was abandoned or discontinued (rolling 12 month period)	7	113	6.2%	8.4%	7.4%
% of completed treatments indicating that PAR score was taken (year to date)	68	77	88.3%	61.0%	64.3%
Rate of removable appliances per 100 fixed appliances - proposed treatment (rolling 12 month period)	5	156	3.21	7.20	5.53
Rate of removable appliances per 100 fixed appliances - completed treatment (rolling 12 month period)	0	0	N/A	6.14	4.60
% of courses of treatment with removable appliances only - proposed treatment (rolling 12 month period)	2	101	2.0%	2.5%	1.9%
% of courses of treatment with removable appliances only - completed treatment (rolling 12 month period)	0	106	0.0%	1.6%	1.4%
% of patients satisfied with the treatment they have received (rolling 12 month period)	3	3	100.0%	96.5%	95.9%

* Figures in italics indicate that the base number is less than 100.

Q57 - Vital Signs Orthodontic At a Glance Contract Report for 219045/0001 - December 2017

Name or company name	MR PJ POWER	17/18 Contracted general activity (UDA)	26,541
Contract type name	GDS Contract	Carry forward general activity (UDA)	716
Purpose of contract	General	17/18 Contracted orthodontic activity (UOA)	0
Contract start date	01/04/2006	Carry forward orthodontic activity (UOA)	0
Contract end date		Baseline contract value	£744,699.80

ACCESS	Contract	England and Wales
24 month ratio of assessments to patient IDs	1.00	1.09

ACTIVITY


Month	Adjusted Scheduled Activity (UOA)	
	2017	2018
April	0	0
May	0	0
June	0	1
July	0	2
August	0	2
September	0	2
October	0	2
November	0	10
December	0	10
January	1	
February	2	
March	5	
April	7	
May	7	
June	7	

QUALITY	Contract Quantity	Contract Base Number	Contract *	Region	England
% of all assessments that were assess and fit appliances (rolling 12 month period)	0	17	0.0%	57.7%	58.6%
% of all assessments that were assess and refuse (rolling 12 month period)	1	17	5.9%	11.3%	11.3%
% of all assessments that were assess and review (rolling 12 month period)	16	17	94.1%	31.0%	30.0%
% of terminated courses where treatment was abandoned or discontinued (rolling 12 month period)	0	0	N/A	8.4%	7.4%
% of completed treatments indicating that PAR score was taken (year to date)	0	0	N/A	61.0%	64.3%
Rate of removable appliances per 100 fixed appliances - proposed treatment (rolling 12 month period)	0	0	N/A	7.20	5.53
Rate of removable appliances per 100 fixed appliances - completed treatment (rolling 12 month period)	0	0	N/A	6.14	4.60
% of courses of treatment with removable appliances only - proposed treatment (rolling 12 month period)	0	0	N/A	2.5%	1.9%
% of courses of treatment with removable appliances only - completed treatment (rolling 12 month period)	0	0	N/A	1.6%	1.4%
% of patients satisfied with the treatment they have received (rolling 12 month period)	0	0	N/A	96.5%	95.9%

* Figures in italics indicate that the base number is less than 100.

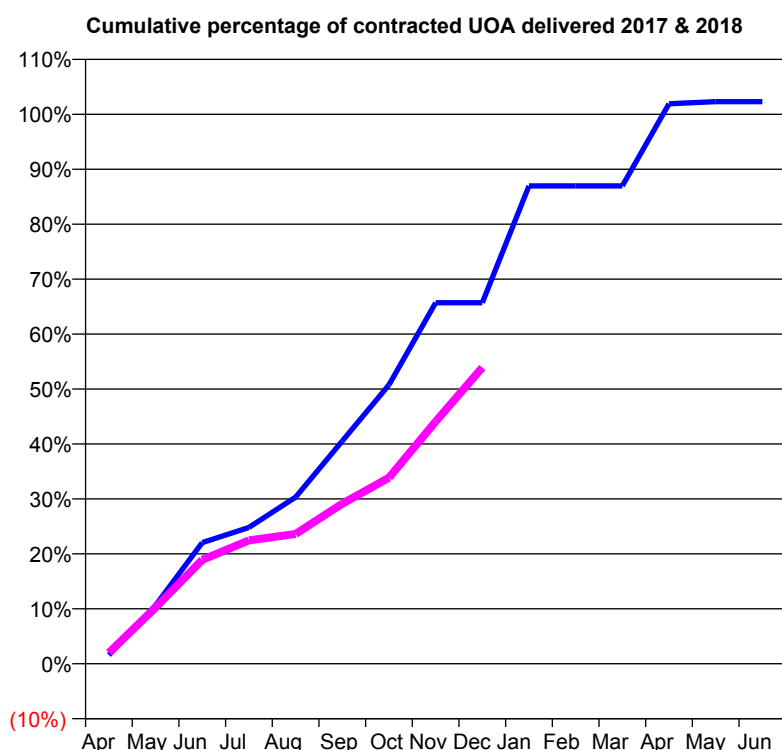
Q57 - Vital Signs Orthodontic At a Glance Contract Report for 246190/0001 - December 2017

Name or company name	MR NM SHAH
Contract type name	PDS Contract
Purpose of contract	Orthodontic
Contract start date	01/04/2006
Contract end date	31/03/2018

17/18 Contracted general activity (UDA)	0
Carry forward general activity (UDA)	0
17/18 Contracted orthodontic activity (UOA)	5,340
Carry forward orthodontic activity (UOA)	-107
Baseline contract value	£307,314.04

ACCESS	Contract	England and Wales
--------	----------	-------------------

24 month ratio of assessments to patient IDs	1.00	1.09
--	------	------

ACTIVITY


Month	Adjusted Scheduled Activity (UOA)	
	2017	2018
April	85	107
May	568	548
June	1,177	1,010
July	1,325	1,199
August	1,619	1,262
September	2,165	1,556
October	2,711	1,808
November	3,509	2,354
December	3,509	2,879
January	4,644	
February	4,644	
March	4,644	
April	5,442	
May	5,463	
June	5,463	

QUALITY	Contract Quantity	Contract Base Number	Contract *	Region	England
---------	-------------------	----------------------	------------	--------	---------

% of all assessments that were assess and fit appliances (rolling 12 month period)	231	232	99.6%	57.7%	58.6%
% of all assessments that were assess and refuse (rolling 12 month period)	0	232	0.0%	11.3%	11.3%
% of all assessments that were assess and review (rolling 12 month period)	1	232	0.4%	31.0%	30.0%
% of terminated courses where treatment was abandoned or discontinued (rolling 12 month period)	10	224	4.5%	8.4%	7.4%
% of completed treatments indicating that PAR score was taken (year to date)	148	193	76.7%	61.0%	64.3%
Rate of removable appliances per 100 fixed appliances - proposed treatment (rolling 12 month period)	45	426	10.56	7.20	5.53
Rate of removable appliances per 100 fixed appliances - completed treatment (rolling 12 month period)	4	415	0.96	6.14	4.60
% of courses of treatment with removable appliances only - proposed treatment (rolling 12 month period)	0	231	0.0%	2.5%	1.9%
% of courses of treatment with removable appliances only - completed treatment (rolling 12 month period)	0	214	0.0%	1.6%	1.4%
% of patients satisfied with the treatment they have received (rolling 12 month period)	8	9	88.9%	96.5%	95.9%

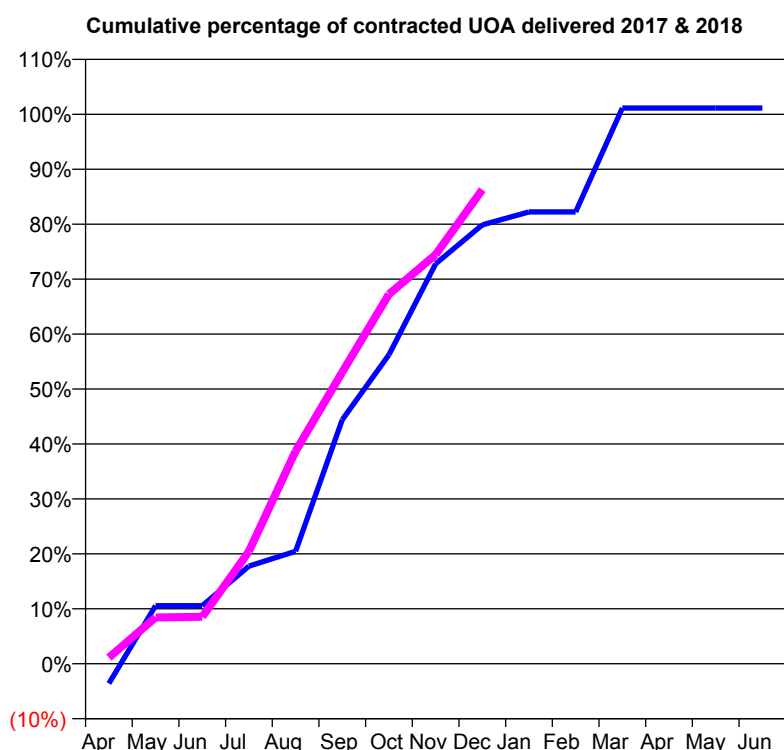
* Figures in italics indicate that the base number is less than 100.

Q57 - Vital Signs Orthodontic At a Glance Contract Report for 271187/0002 - December 2017

Name or company name	Harlow Dental Surgery
Contract type name	GDS Contract
Purpose of contract	Orthodontic
Contract start date	01/04/2015
Contract end date	31/03/2018

17/18 Contracted general activity (UDA)	0
Carry forward general activity (UDA)	0
17/18 Contracted orthodontic activity (UOA)	889
Carry forward orthodontic activity (UOA)	-10
Baseline contract value	£55,095.52

ACCESS	Contract	England and Wales
24 month ratio of assessments to patient IDs	1.04	1.09

ACTIVITY


Month	Adjusted Scheduled Activity (UOA)	
	2017	2018
April	-32	10
May	94	75
June	94	76
July	158	182
August	182	344
September	395	472
October	500	598
November	647	662
December	710	767
January	731	
February	731	
March	899	
April	899	
May	899	
June	899	

QUALITY	Contract Quantity	Contract Base Number	Contract *	Region	England
% of all assessments that were assess and fit appliances (rolling 12 month period)	46	68	67.6%	57.7%	58.6%
% of all assessments that were assess and refuse (rolling 12 month period)	1	68	1.5%	11.3%	11.3%
% of all assessments that were assess and review (rolling 12 month period)	21	68	30.9%	31.0%	30.0%
% of terminated courses where treatment was abandoned or discontinued (rolling 12 month period)	3	23	13.0%	8.4%	7.4%
% of completed treatments indicating that PAR score was taken (year to date)	6	12	50.0%	61.0%	64.3%
Rate of removable appliances per 100 fixed appliances - proposed treatment (rolling 12 month period)	0	0	N/A	7.20	5.53
Rate of removable appliances per 100 fixed appliances - completed treatment (rolling 12 month period)	1	10	10.00	6.14	4.60
% of courses of treatment with removable appliances only - proposed treatment (rolling 12 month period)	0	46	0.0%	2.5%	1.9%
% of courses of treatment with removable appliances only - completed treatment (rolling 12 month period)	1	20	5.0%	1.6%	1.4%
% of patients satisfied with the treatment they have received (rolling 12 month period)	0	0	N/A	96.5%	95.9%

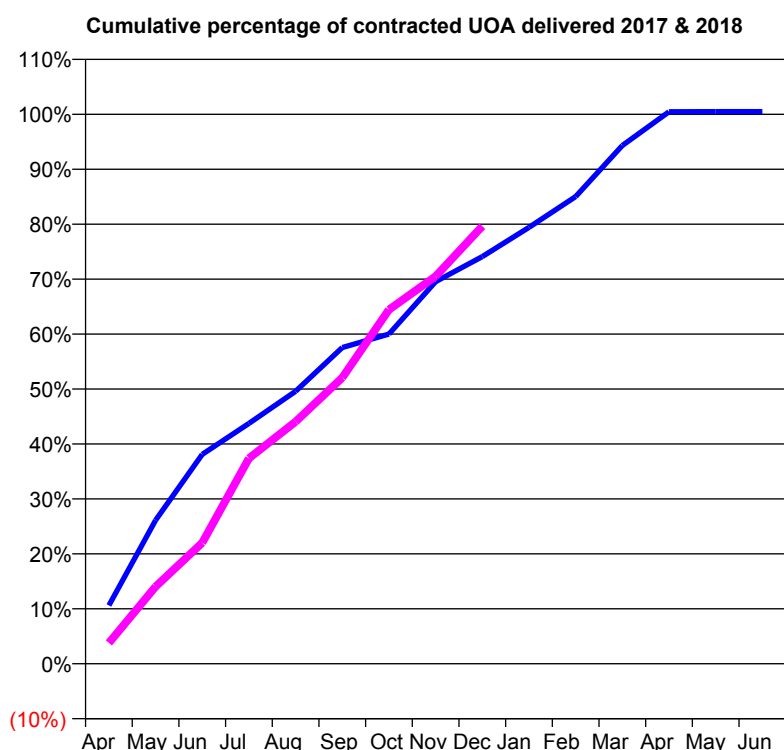
* Figures in italics indicate that the base number is less than 100.

Q57 - Vital Signs Orthodontic At a Glance Contract Report for 326275/0001 - December 2017

Name or company name	MR GM DAVIES
Contract type name	PDS Contract
Purpose of contract	Orthodontic
Contract start date	01/04/2006
Contract end date	31/03/2018

17/18 Contracted general activity (UDA)	0
Carry forward general activity (UDA)	0
17/18 Contracted orthodontic activity (UOA)	6,396
Carry forward orthodontic activity (UOA)	-30
Baseline contract value	£411,842.90

ACCESS	Contract	England and Wales
24 month ratio of assessments to patient IDs	1.05	1.09

ACTIVITY


Month	Adjusted Scheduled Activity (UOA)	
	2017	2018
April	679	243
May	1,671	898
June	2,438	1,408
July	2,798	2,391
August	3,171	2,818
September	3,681	3,330
October	3,837	4,122
November	4,448	4,509
December	4,739	5,094
January	5,080	
February	5,438	
March	6,032	
April	6,425	
May	6,426	
June	6,426	

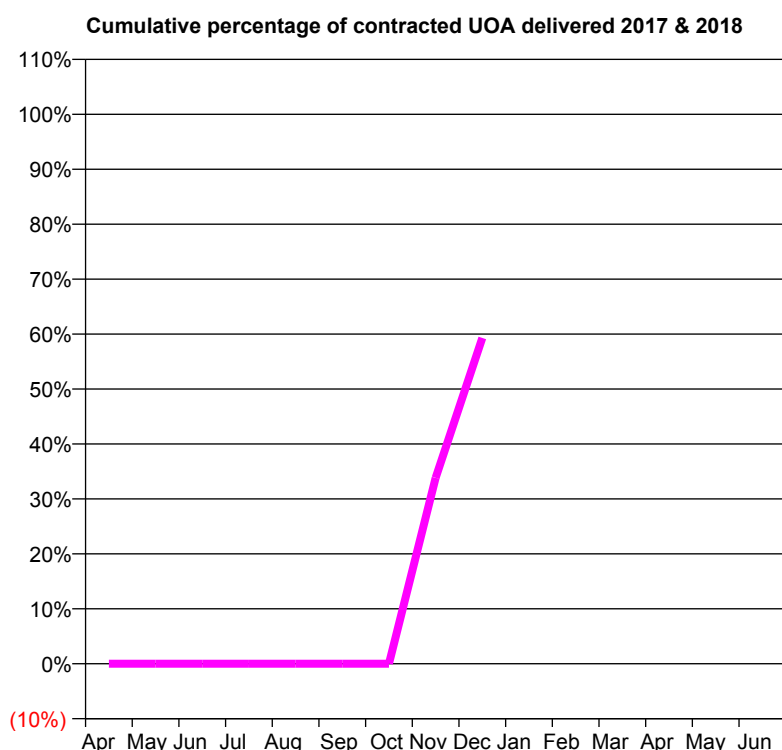
QUALITY	Contract Quantity	Contract Base Number	Contract *	Region	England
% of all assessments that were assess and fit appliances (rolling 12 month period)	308	597	51.6%	57.7%	58.6%
% of all assessments that were assess and refuse (rolling 12 month period)	83	597	13.9%	11.3%	11.3%
% of all assessments that were assess and review (rolling 12 month period)	206	597	34.5%	31.0%	30.0%
% of terminated courses where treatment was abandoned or discontinued (rolling 12 month period)	14	206	6.8%	8.4%	7.4%
% of completed treatments indicating that PAR score was taken (year to date)	107	121	88.4%	61.0%	64.3%
Rate of removable appliances per 100 fixed appliances - proposed treatment (rolling 12 month period)	46	582	7.90	7.20	5.53
Rate of removable appliances per 100 fixed appliances - completed treatment (rolling 12 month period)	37	378	9.79	6.14	4.60
% of courses of treatment with removable appliances only - proposed treatment (rolling 12 month period)	0	308	0.0%	2.5%	1.9%
% of courses of treatment with removable appliances only - completed treatment (rolling 12 month period)	0	192	0.0%	1.6%	1.4%
% of patients satisfied with the treatment they have received (rolling 12 month period)	9	9	100.0%	96.5%	95.9%

* Figures in italics indicate that the base number is less than 100.

Q57 - Vital Signs Orthodontic At a Glance Contract Report for 336084/0001 - December 2017

Name or company name	MR CA VAN DER MERWE	17/18 Contracted general activity (UDA)	17,359
Contract type name	GDS Contract	Carry forward general activity (UDA)	-347
Purpose of contract	General and Orthodontic	17/18 Contracted orthodontic activity (UOA)	1,531
Contract start date	01/04/2006	Carry forward orthodontic activity (UOA)	0
Contract end date		Baseline contract value	£853,415.60

ACCESS	Contract	England and Wales
24 month ratio of assessments to patient IDs	1.02	1.09

ACTIVITY


Month	Adjusted Scheduled Activity (UOA)	
	2017	2018
April	0	0
May	0	0
June	0	0
July	0	0
August	0	0
September	0	0
October	0	0
November	0	518
December	0	908
January	0	
February	0	
March	0	
April	0	
May	0	
June	0	

QUALITY

	Contract Quantity	Contract Base Number	Contract *	Region	England
% of all assessments that were assess and fit appliances (rolling 12 month period)	41	131	31.3%	57.7%	58.6%
% of all assessments that were assess and refuse (rolling 12 month period)	3	131	2.3%	11.3%	11.3%
% of all assessments that were assess and review (rolling 12 month period)	87	131	66.4%	31.0%	30.0%
% of terminated courses where treatment was abandoned or discontinued (rolling 12 month period)	0	0	N/A	8.4%	7.4%
% of completed treatments indicating that PAR score was taken (year to date)	0	0	N/A	61.0%	64.3%
Rate of removable appliances per 100 fixed appliances - proposed treatment (rolling 12 month period)	3	77	3.90	7.20	5.53
Rate of removable appliances per 100 fixed appliances - completed treatment (rolling 12 month period)	0	0	N/A	6.14	4.60
% of courses of treatment with removable appliances only - proposed treatment (rolling 12 month period)	0	41	0.0%	2.5%	1.9%
% of courses of treatment with removable appliances only - completed treatment (rolling 12 month period)	0	0	N/A	1.6%	1.4%
% of patients satisfied with the treatment they have received (rolling 12 month period)	0	0	N/A	96.5%	95.9%

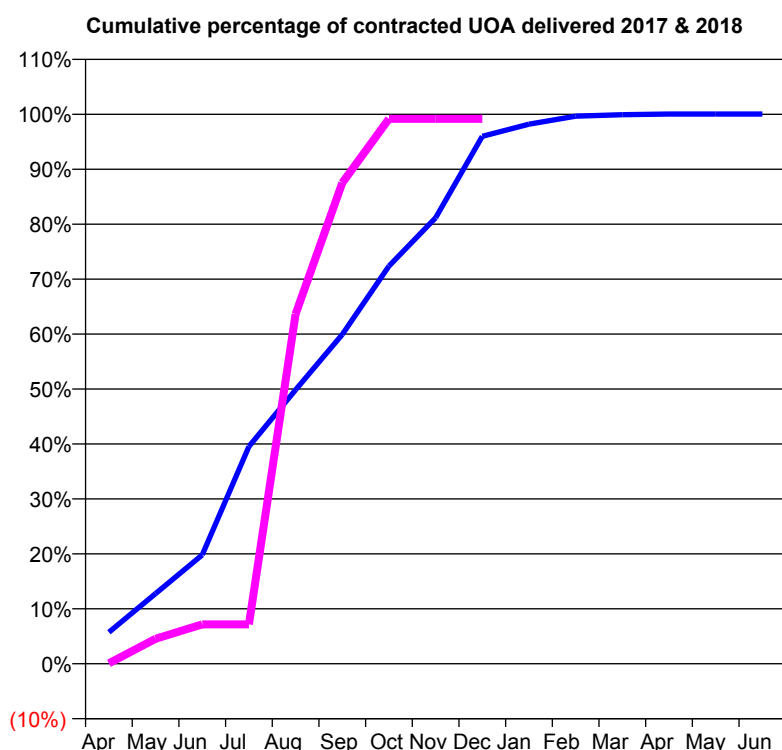
* Figures in italics indicate that the base number is less than 100.

Q57 - Vital Signs Orthodontic At a Glance Contract Report for 336084/0003 - December 2017

Name or company name	MR CA VAN DER MERWE
Contract type name	PDS Contract
Purpose of contract	Orthodontic
Contract start date	01/04/2013
Contract end date	18/09/2017

17/18 Contracted general activity (UDA)	0
Carry forward general activity (UDA)	0
17/18 Contracted orthodontic activity (UOA)	1,339
Carry forward orthodontic activity (UOA)	-1
Baseline contract value	£81,256.22

ACCESS	Contract	England and Wales
24 month ratio of assessments to patient IDs	1.25	1.09

ACTIVITY


Month	Adjusted Scheduled Activity (UOA)	
	2017	2018
April	165	1
May	367	61
June	569	96
July	1,135	96
August	1,431	852
September	1,720	1,172
October	2,077	1,328
November	2,329	1,328
December	2,755	1,328
January	2,818	
February	2,860	
March	2,868	
April	2,871	
May	2,871	
June	2,871	

QUALITY

	Contract Quantity	Contract Base Number	Contract *	Region	England
% of all assessments that were assess and fit appliances (rolling 12 month period)	62	206	30.1%	57.7%	58.6%
% of all assessments that were assess and refuse (rolling 12 month period)	44	206	21.4%	11.3%	11.3%
% of all assessments that were assess and review (rolling 12 month period)	100	206	48.5%	31.0%	30.0%
% of terminated courses where treatment was abandoned or discontinued (rolling 12 month period)	7	41	17.1%	8.4%	7.4%
% of completed treatments indicating that PAR score was taken (year to date)	4	4	100.0%	61.0%	64.3%
Rate of removable appliances per 100 fixed appliances - proposed treatment (rolling 12 month period)	0	120	0.00	7.20	5.53
Rate of removable appliances per 100 fixed appliances - completed treatment (rolling 12 month period)	0	68	0.00	6.14	4.60
% of courses of treatment with removable appliances only - proposed treatment (rolling 12 month period)	0	62	0.0%	2.5%	1.9%
% of courses of treatment with removable appliances only - completed treatment (rolling 12 month period)	0	34	0.0%	1.6%	1.4%
% of patients satisfied with the treatment they have received (rolling 12 month period)	4	5	80.0%	96.5%	95.9%

* Figures in italics indicate that the base number is less than 100.

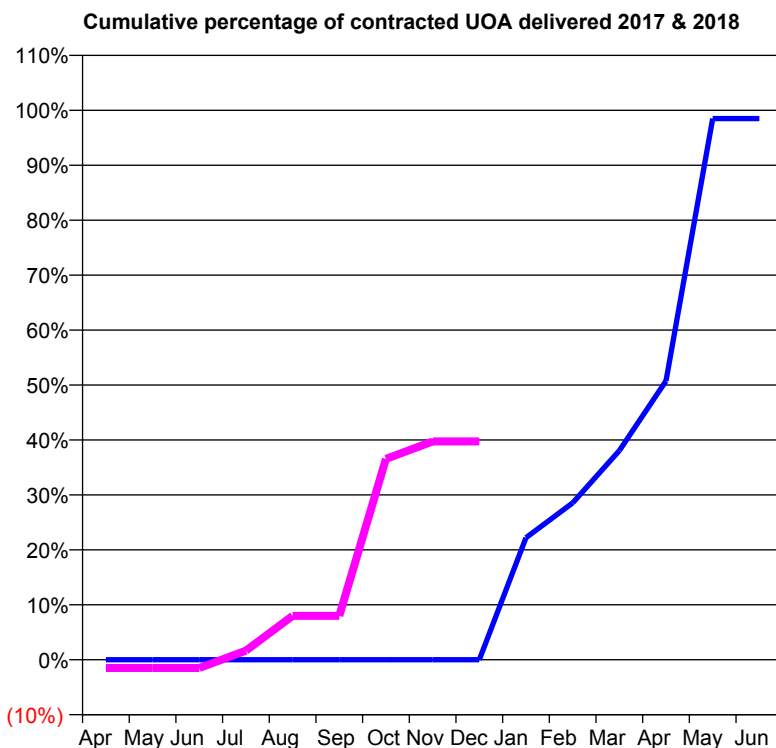
Q57 - Vital Signs Orthodontic At a Glance Contract Report for 567140/0002 - December 2017

Name or company name	MR SA NAJEFI
Contract type name	PDS Contract
Purpose of contract	Orthodontic
Contract start date	01/04/2013
Contract end date	31/03/2018

17/18 Contracted general activity (UDA)	0
Carry forward general activity (UDA)	0
17/18 Contracted orthodontic activity (UOA)	662
Carry forward orthodontic activity (UOA)	10
Baseline contract value	£38,098.72

ACCESS

	Contract	England and Wales
24 month ratio of assessments to patient IDs	1.16	1.09

ACTIVITY


Month	Adjusted Scheduled Activity (UOA)	
	2017	2018
April	0	-10
May	0	-10
June	0	-10
July	0	11
August	0	53
September	0	53
October	0	242
November	0	263
December	0	263
January	147	
February	189	
March	252	
April	336	
May	652	
June	652	

QUALITY

	Contract Quantity	Contract Base Number	Contract *	Region	England
% of all assessments that were assess and fit appliances (rolling 12 month period)	44	46	95.7%	57.7%	58.6%
% of all assessments that were assess and refuse (rolling 12 month period)	1	46	2.2%	11.3%	11.3%
% of all assessments that were assess and review (rolling 12 month period)	1	46	2.2%	31.0%	30.0%
% of terminated courses where treatment was abandoned or discontinued (rolling 12 month period)	0	29	0.0%	8.4%	7.4%
% of completed treatments indicating that PAR score was taken (year to date)	15	15	100.0%	61.0%	64.3%
Rate of removable appliances per 100 fixed appliances - proposed treatment (rolling 12 month period)	22	79	27.85	7.20	5.53
Rate of removable appliances per 100 fixed appliances - completed treatment (rolling 12 month period)	2	5	40.00	6.14	4.60
% of courses of treatment with removable appliances only - proposed treatment (rolling 12 month period)	1	44	2.3%	2.5%	1.9%
% of courses of treatment with removable appliances only - completed treatment (rolling 12 month period)	0	29	0.0%	1.6%	1.4%
% of patients satisfied with the treatment they have received (rolling 12 month period)	1	1	100.0%	96.5%	95.9%

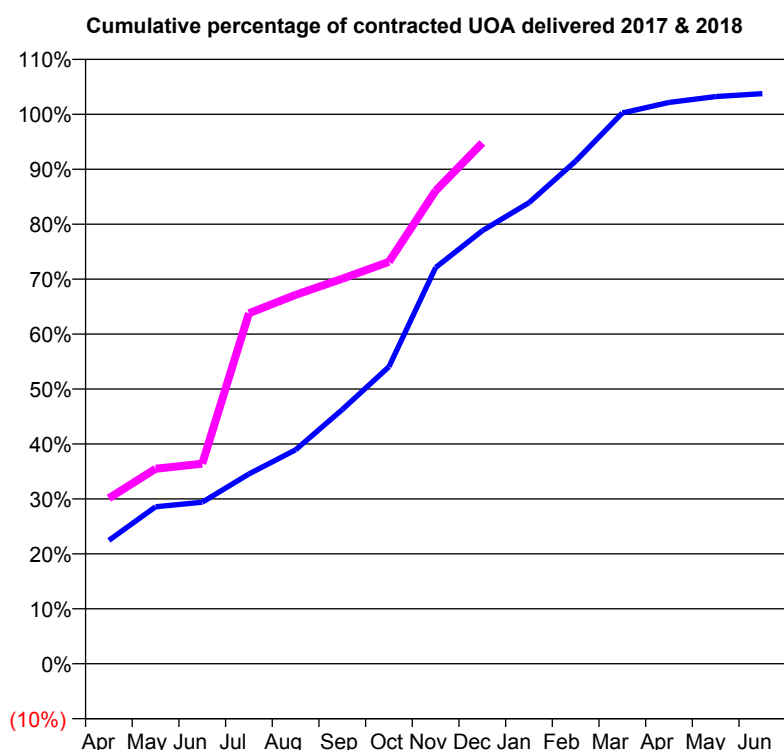
* Figures in italics indicate that the base number is less than 100.

Q57 - Vital Signs Orthodontic At a Glance Contract Report for 649694/0002 - December 2017

Name or company name	MR SB DENNY
Contract type name	GDS Contract
Purpose of contract	Orthodontic
Contract start date	02/11/2006
Contract end date	

17/18 Contracted general activity (UDA)	0
Carry forward general activity (UDA)	0
17/18 Contracted orthodontic activity (UOA)	3,962
Carry forward orthodontic activity (UOA)	-79
Baseline contract value	£245,136.85

ACCESS	Contract	England and Wales
24 month ratio of assessments to patient IDs	1.08	1.09

ACTIVITY


Month	Adjusted Scheduled Activity (UOA)	
	2017	2018
April	890	1,194
May	1,132	1,406
June	1,165	1,443
July	1,369	2,527
August	1,543	2,660
September	1,833	2,776
October	2,142	2,898
November	2,857	3,411
December	3,122	3,755
January	3,324	
February	3,624	
March	3,971	
April	4,047	
May	4,090	
June	4,111	

QUALITY	Contract Quantity	Contract Base Number	Contract *	Region	England
% of all assessments that were assess and fit appliances (rolling 12 month period)	218	471	46.3%	57.7%	58.6%
% of all assessments that were assess and refuse (rolling 12 month period)	59	471	12.5%	11.3%	11.3%
% of all assessments that were assess and review (rolling 12 month period)	194	471	41.2%	31.0%	30.0%
% of terminated courses where treatment was abandoned or discontinued (rolling 12 month period)	2	61	3.3%	8.4%	7.4%
% of completed treatments indicating that PAR score was taken (year to date)	10	39	25.6%	61.0%	64.3%
Rate of removable appliances per 100 fixed appliances - proposed treatment (rolling 12 month period)	0	0	N/A	7.20	5.53
Rate of removable appliances per 100 fixed appliances - completed treatment (rolling 12 month period)	0	0	N/A	6.14	4.60
% of courses of treatment with removable appliances only - proposed treatment (rolling 12 month period)	0	218	0.0%	2.5%	1.9%
% of courses of treatment with removable appliances only - completed treatment (rolling 12 month period)	0	59	0.0%	1.6%	1.4%
% of patients satisfied with the treatment they have received (rolling 12 month period)	1	1	100.0%	96.5%	95.9%

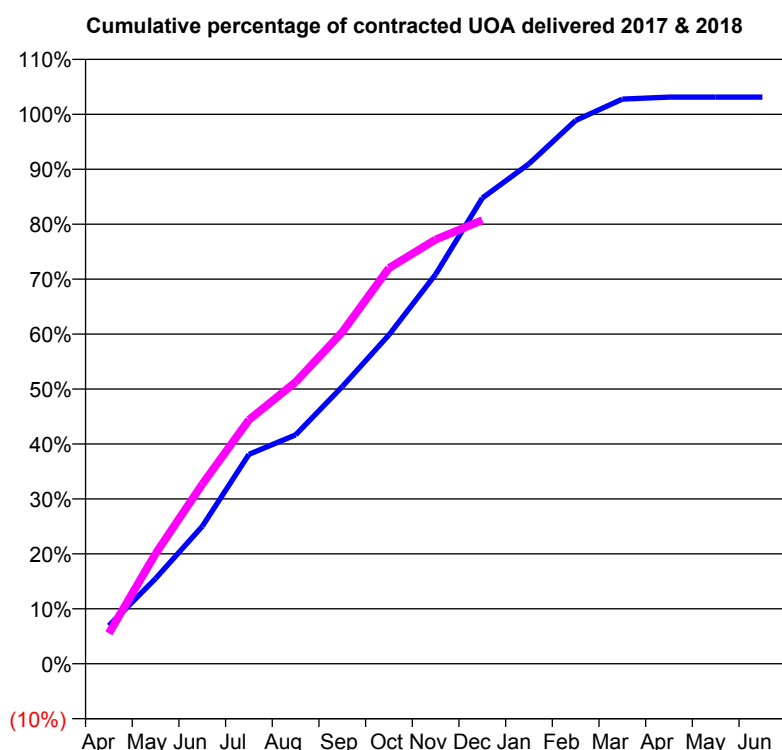
* Figures in italics indicate that the base number is less than 100.

Q57 - Vital Signs Orthodontic At a Glance Contract Report for 651184/0001 - December 2017

Name or company name	MR SJ JACKSON
Contract type name	PDS Contract
Purpose of contract	Orthodontic
Contract start date	01/04/2006
Contract end date	31/03/2018

17/18 Contracted general activity (UDA)	0
Carry forward general activity (UDA)	0
17/18 Contracted orthodontic activity (UOA)	6,562
Carry forward orthodontic activity (UOA)	-131
Baseline contract value	£419,967.06

ACCESS	Contract	England and Wales
24 month ratio of assessments to patient IDs	1.12	1.09

ACTIVITY


Month	Adjusted Scheduled Activity (UOA)	
	2017	2018
April	455	364
May	1,018	1,314
June	1,641	2,144
July	2,501	2,914
August	2,733	3,364
September	3,309	3,961
October	3,927	4,726
November	4,651	5,066
December	5,562	5,297
January	5,971	
February	6,488	
March	6,743	
April	6,767	
May	6,767	
June	6,767	

QUALITY	Contract Quantity	Contract Base Number	Contract *	Region	England
% of all assessments that were assess and fit appliances (rolling 12 month period)	299	391	76.5%	57.7%	58.6%
% of all assessments that were assess and refuse (rolling 12 month period)	67	391	17.1%	11.3%	11.3%
% of all assessments that were assess and review (rolling 12 month period)	25	391	6.4%	31.0%	30.0%
% of terminated courses where treatment was abandoned or discontinued (rolling 12 month period)	2	281	0.7%	8.4%	7.4%
% of completed treatments indicating that PAR score was taken (year to date)	204	208	98.1%	61.0%	64.3%
Rate of removable appliances per 100 fixed appliances - proposed treatment (rolling 12 month period)	1	597	0.17	7.20	5.53
Rate of removable appliances per 100 fixed appliances - completed treatment (rolling 12 month period)	8	544	1.47	6.14	4.60
% of courses of treatment with removable appliances only - proposed treatment (rolling 12 month period)	0	299	0.0%	2.5%	1.9%
% of courses of treatment with removable appliances only - completed treatment (rolling 12 month period)	3	279	1.1%	1.6%	1.4%
% of patients satisfied with the treatment they have received (rolling 12 month period)	13	13	100.0%	96.5%	95.9%

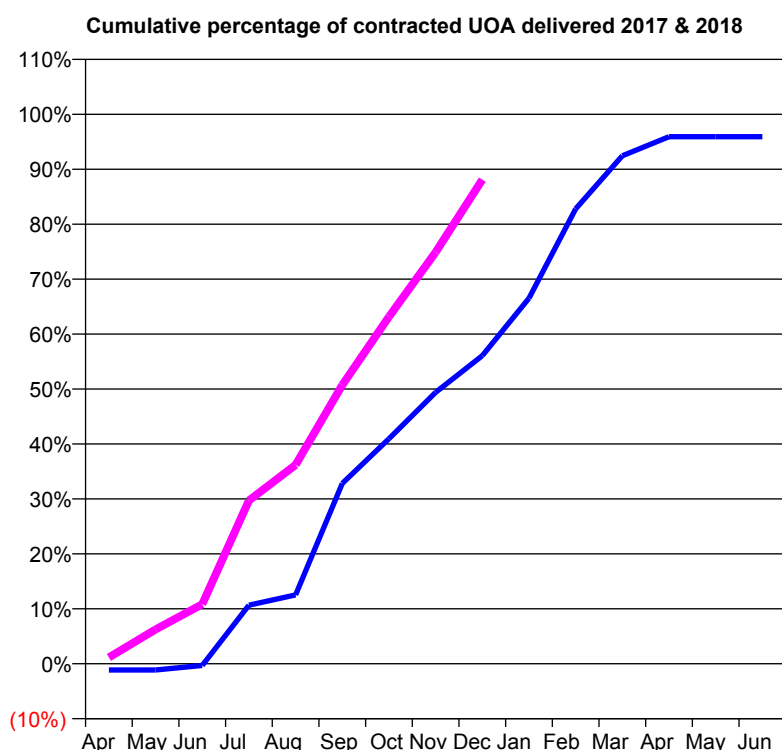
* Figures in italics indicate that the base number is less than 100.

Q57 - Vital Signs Orthodontic At a Glance Contract Report for 737968/0001 - December 2017

Name or company name	Evergreen Dentistry
Contract type name	PDS Contract
Purpose of contract	Orthodontic
Contract start date	01/04/2006
Contract end date	31/03/2018

17/18 Contracted general activity (UDA)	0
Carry forward general activity (UDA)	0
17/18 Contracted orthodontic activity (UOA)	2,766
Carry forward orthodontic activity (UOA)	0
Baseline contract value	£179,855.04

ACCESS	Contract	England and Wales
24 month ratio of assessments to patient IDs	1.27	1.09

ACTIVITY


Month	Adjusted Scheduled Activity (UOA)	
	2017	2018
April	-32	32
May	-32	173
June	-9	300
July	295	822
August	347	1,001
September	908	1,403
October	1,133	1,747
November	1,366	2,072
December	1,551	2,437
January	1,840	
February	2,290	
March	2,557	
April	2,653	
May	2,653	
June	2,653	

QUALITY	Contract Quantity	Contract Base Number	Contract *	Region	England
% of all assessments that were assess and fit appliances (rolling 12 month period)	151	540	28.0%	57.7%	58.6%
% of all assessments that were assess and refuse (rolling 12 month period)	39	540	7.2%	11.3%	11.3%
% of all assessments that were assess and review (rolling 12 month period)	350	540	64.8%	31.0%	30.0%
% of terminated courses where treatment was abandoned or discontinued (rolling 12 month period)	6	130	4.6%	8.4%	7.4%
% of completed treatments indicating that PAR score was taken (year to date)	95	99	96.0%	61.0%	64.3%
Rate of removable appliances per 100 fixed appliances - proposed treatment (rolling 12 month period)	0	0	N/A	7.20	5.53
Rate of removable appliances per 100 fixed appliances - completed treatment (rolling 12 month period)	0	0	N/A	6.14	4.60
% of courses of treatment with removable appliances only - proposed treatment (rolling 12 month period)	0	151	0.0%	2.5%	1.9%
% of courses of treatment with removable appliances only - completed treatment (rolling 12 month period)	0	124	0.0%	1.6%	1.4%
% of patients satisfied with the treatment they have received (rolling 12 month period)	8	8	100.0%	96.5%	95.9%

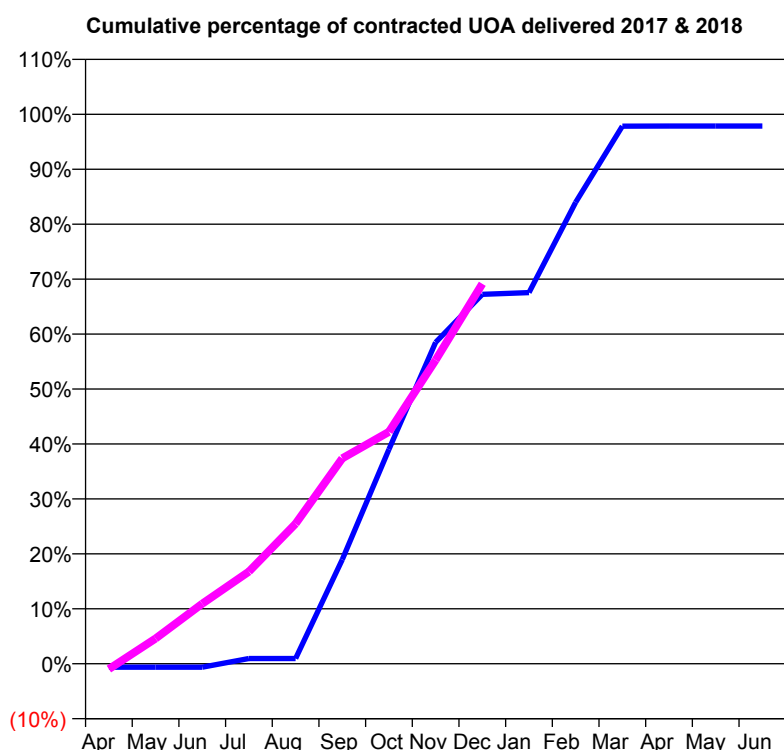
* Figures in italics indicate that the base number is less than 100.

Q57 - Vital Signs Orthodontic At a Glance Contract Report for 739553/0001 - December 2017

Name or company name	Evergreen Dentistry
Contract type name	PDS Contract
Purpose of contract	Orthodontic
Contract start date	01/04/2006
Contract end date	31/03/2018

17/18 Contracted general activity (UDA)	0
Carry forward general activity (UDA)	0
17/18 Contracted orthodontic activity (UOA)	2,616
Carry forward orthodontic activity (UOA)	56
Baseline contract value	£170,138.18

ACCESS	Contract	England and Wales
24 month ratio of assessments to patient IDs	1.35	1.09

ACTIVITY


Month	Adjusted Scheduled Activity (UOA)	
	2017	2018
April	-17	-26
May	-17	120
June	-17	286
July	25	439
August	25	667
September	496	978
October	1,021	1,104
November	1,530	1,446
December	1,759	1,809
January	1,767	
February	2,197	
March	2,559	
April	2,560	
May	2,560	
June	2,560	

QUALITY	Contract Quantity	Contract Base Number	Contract *	Region	England
% of all assessments that were assess and fit appliances (rolling 12 month period)	117	369	31.7%	57.7%	58.6%
% of all assessments that were assess and refuse (rolling 12 month period)	20	369	5.4%	11.3%	11.3%
% of all assessments that were assess and review (rolling 12 month period)	232	369	62.9%	31.0%	30.0%
% of terminated courses where treatment was abandoned or discontinued (rolling 12 month period)	8	142	5.6%	8.4%	7.4%
% of completed treatments indicating that PAR score was taken (year to date)	99	104	95.2%	61.0%	64.3%
Rate of removable appliances per 100 fixed appliances - proposed treatment (rolling 12 month period)	0	0	N/A	7.20	5.53
Rate of removable appliances per 100 fixed appliances - completed treatment (rolling 12 month period)	0	0	N/A	6.14	4.60
% of courses of treatment with removable appliances only - proposed treatment (rolling 12 month period)	0	117	0.0%	2.5%	1.9%
% of courses of treatment with removable appliances only - completed treatment (rolling 12 month period)	0	134	0.0%	1.6%	1.4%
% of patients satisfied with the treatment they have received (rolling 12 month period)	5	6	83.3%	96.5%	95.9%

* Figures in italics indicate that the base number is less than 100.

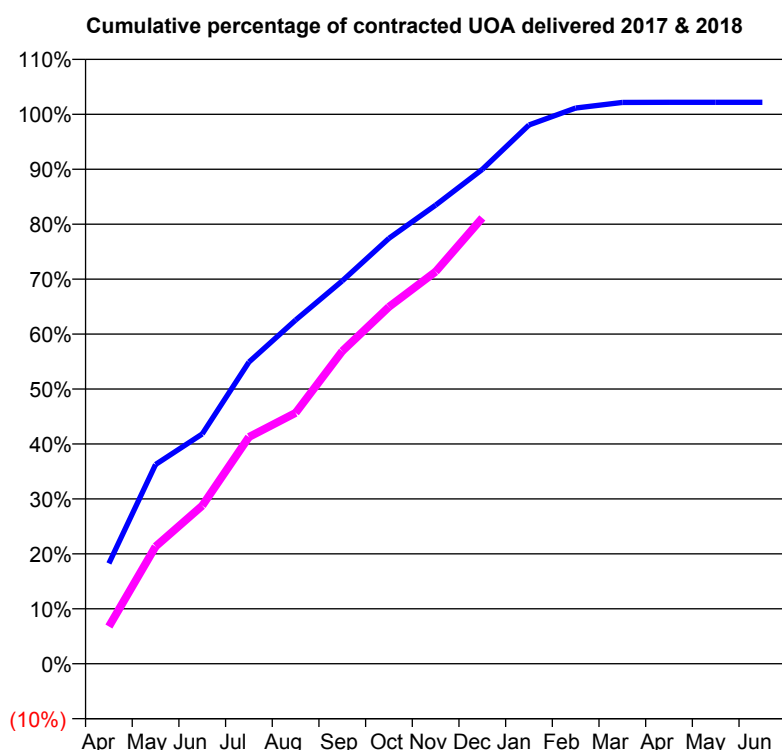
Q57 - Vital Signs Orthodontic At a Glance Contract Report for 825948/0008 - December 2017

Name or company name	MR JK KOTECHEA
Contract type name	PDS Contract
Purpose of contract	Orthodontic
Contract start date	01/04/2013
Contract end date	31/03/2018

17/18 Contracted general activity (UDA)	0
Carry forward general activity (UDA)	0
17/18 Contracted orthodontic activity (UOA)	6,239
Carry forward orthodontic activity (UOA)	-125
Baseline contract value	£381,547.43

ACCESS	Contract	England and Wales
--------	----------	-------------------

24 month ratio of assessments to patient IDs	1.02	1.09
--	------	------

ACTIVITY


Month	Adjusted Scheduled Activity (UOA)	
	2017	2018
April	1,139	423
May	2,262	1,331
June	2,609	1,795
July	3,426	2,575
August	3,903	2,848
September	4,347	3,549
October	4,830	4,053
November	5,208	4,452
December	5,613	5,062
January	6,117	
February	6,309	
March	6,373	
April	6,374	
May	6,374	
June	6,374	

QUALITY	Contract Quantity	Contract Base Number	Contract *	Region	England
% of all assessments that were assess and fit appliances (rolling 12 month period)	273	291	93.8%	57.7%	58.6%
% of all assessments that were assess and refuse (rolling 12 month period)	8	291	2.7%	11.3%	11.3%
% of all assessments that were assess and review (rolling 12 month period)	10	291	3.4%	31.0%	30.0%
% of terminated courses where treatment was abandoned or discontinued (rolling 12 month period)	29	304	9.5%	8.4%	7.4%
% of completed treatments indicating that PAR score was taken (year to date)	165	206	80.1%	61.0%	64.3%
Rate of removable appliances per 100 fixed appliances - proposed treatment (rolling 12 month period)	5	463	1.08	7.20	5.53
Rate of removable appliances per 100 fixed appliances - completed treatment (rolling 12 month period)	17	511	3.33	6.14	4.60
% of courses of treatment with removable appliances only - proposed treatment (rolling 12 month period)	4	273	1.5%	2.5%	1.9%
% of courses of treatment with removable appliances only - completed treatment (rolling 12 month period)	3	275	1.1%	1.6%	1.4%
% of patients satisfied with the treatment they have received (rolling 12 month period)	5	5	100.0%	96.5%	95.9%

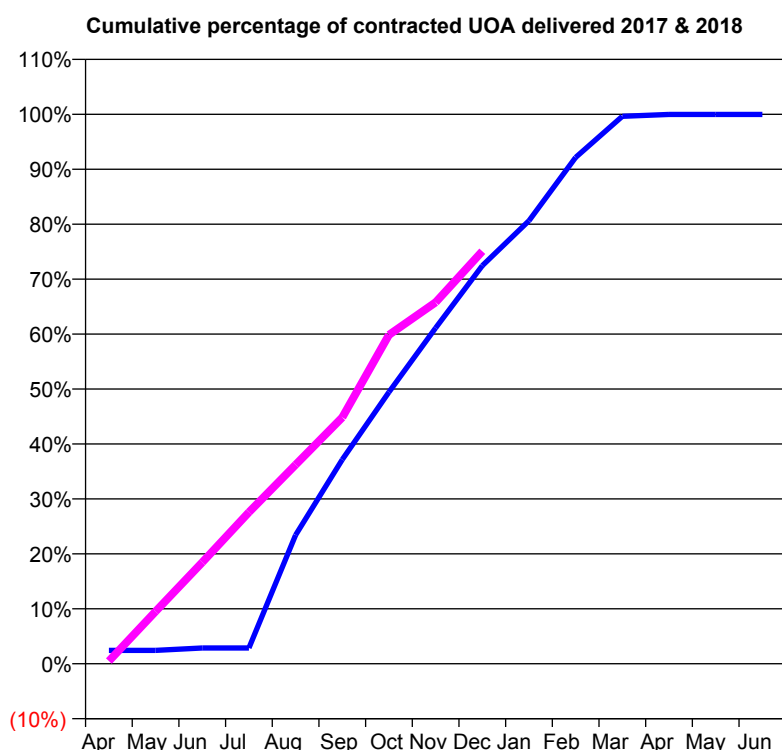
* Figures in italics indicate that the base number is less than 100.

Q57 - Vital Signs Orthodontic At a Glance Contract Report for 890944/0003 - December 2017

Name or company name	MR AF CLOUGH
Contract type name	PDS Contract
Purpose of contract	Orthodontic
Contract start date	01/10/2006
Contract end date	31/03/2018

17/18 Contracted general activity (UDA)	0
Carry forward general activity (UDA)	0
17/18 Contracted orthodontic activity (UOA)	4,875
Carry forward orthodontic activity (UOA)	1
Baseline contract value	£314,592.44

ACCESS	Contract	England and Wales
24 month ratio of assessments to patient IDs	1.04	1.09

ACTIVITY


Month	Adjusted Scheduled Activity (UOA)	
	2017	2018
April	119	24
May	119	464
June	140	900
July	140	1,345
August	1,142	1,766
September	1,812	2,186
October	2,410	2,918
November	2,979	3,207
December	3,532	3,660
January	3,931	
February	4,492	
March	4,857	
April	4,874	
May	4,874	
June	4,874	

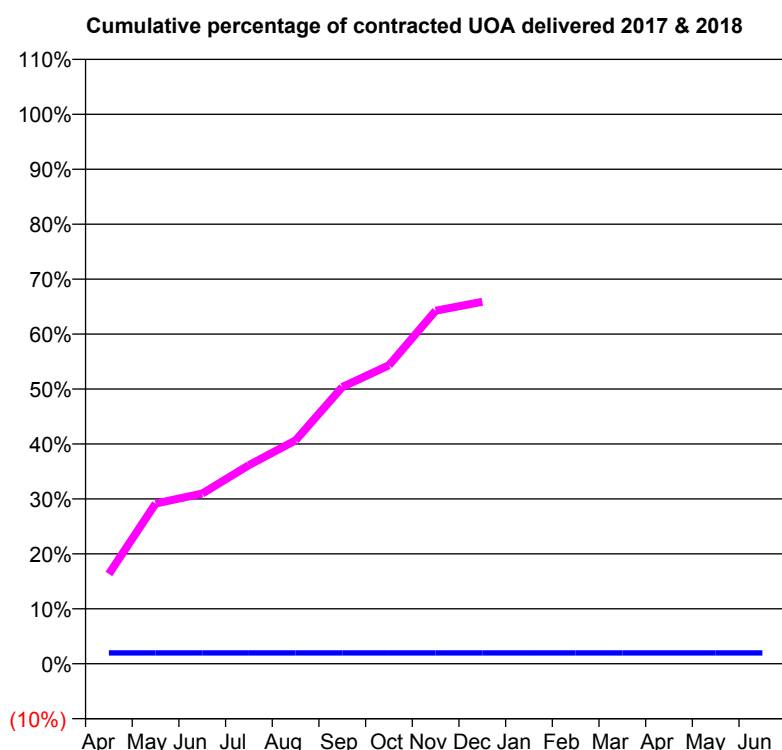
QUALITY	Contract Quantity	Contract Base Number	Contract *	Region	England
% of all assessments that were assess and fit appliances (rolling 12 month period)	235	479	49.1%	57.7%	58.6%
% of all assessments that were assess and refuse (rolling 12 month period)	178	479	37.2%	11.3%	11.3%
% of all assessments that were assess and review (rolling 12 month period)	66	479	13.8%	31.0%	30.0%
% of terminated courses where treatment was abandoned or discontinued (rolling 12 month period)	5	182	2.7%	8.4%	7.4%
% of completed treatments indicating that PAR score was taken (year to date)	125	125	100.0%	61.0%	64.3%
Rate of removable appliances per 100 fixed appliances - proposed treatment (rolling 12 month period)	16	5	<i>320.00</i>	7.20	5.53
Rate of removable appliances per 100 fixed appliances - completed treatment (rolling 12 month period)	4	1	<i>400.00</i>	6.14	4.60
% of courses of treatment with removable appliances only - proposed treatment (rolling 12 month period)	16	235	6.8%	2.5%	1.9%
% of courses of treatment with removable appliances only - completed treatment (rolling 12 month period)	4	177	2.3%	1.6%	1.4%
% of patients satisfied with the treatment they have received (rolling 12 month period)	6	6	100.0%	96.5%	95.9%

* Figures in italics indicate that the base number is less than 100.

Q57 - Vital Signs Orthodontic At a Glance Contract Report for 913324/0003 - December 2017

Name or company name	MR CR BENTLEY	17/18 Contracted general activity (UDA)	0
Contract type name	GDS Contract	Carry forward general activity (UDA)	0
Purpose of contract	Orthodontic	17/18 Contracted orthodontic activity (UOA)	2,669
Contract start date	01/04/2015	Carry forward orthodontic activity (UOA)	-1
Contract end date		Baseline contract value	£169,940.41

ACCESS	Contract	England and Wales
24 month ratio of assessments to patient IDs	1.13	1.09

ACTIVITY


Month	Adjusted Scheduled Activity (UOA)	
	2017	2018
April	53	436
May	53	778
June	53	827
July	53	965
August	53	1,085
September	53	1,344
October	53	1,450
November	53	1,715
December	53	1,758
January	53	
February	53	
March	53	
April	53	
May	53	
June	53	

QUALITY

	Contract Quantity	Contract Base Number	Contract *	Region	England
% of all assessments that were assess and fit appliances (rolling 12 month period)	79	176	44.9%	57.7%	58.6%
% of all assessments that were assess and refuse (rolling 12 month period)	22	176	12.5%	11.3%	11.3%
% of all assessments that were assess and review (rolling 12 month period)	75	176	42.6%	31.0%	30.0%
% of terminated courses where treatment was abandoned or discontinued (rolling 12 month period)	13	90	14.4%	8.4%	7.4%
% of completed treatments indicating that PAR score was taken (year to date)	0	77	0.0%	61.0%	64.3%
Rate of removable appliances per 100 fixed appliances - proposed treatment (rolling 12 month period)	1	68	1.47	7.20	5.53
Rate of removable appliances per 100 fixed appliances - completed treatment (rolling 12 month period)	0	0	N/A	6.14	4.60
% of courses of treatment with removable appliances only - proposed treatment (rolling 12 month period)	1	79	1.3%	2.5%	1.9%
% of courses of treatment with removable appliances only - completed treatment (rolling 12 month period)	0	77	0.0%	1.6%	1.4%
% of patients satisfied with the treatment they have received (rolling 12 month period)	1	1	100.0%	96.5%	95.9%

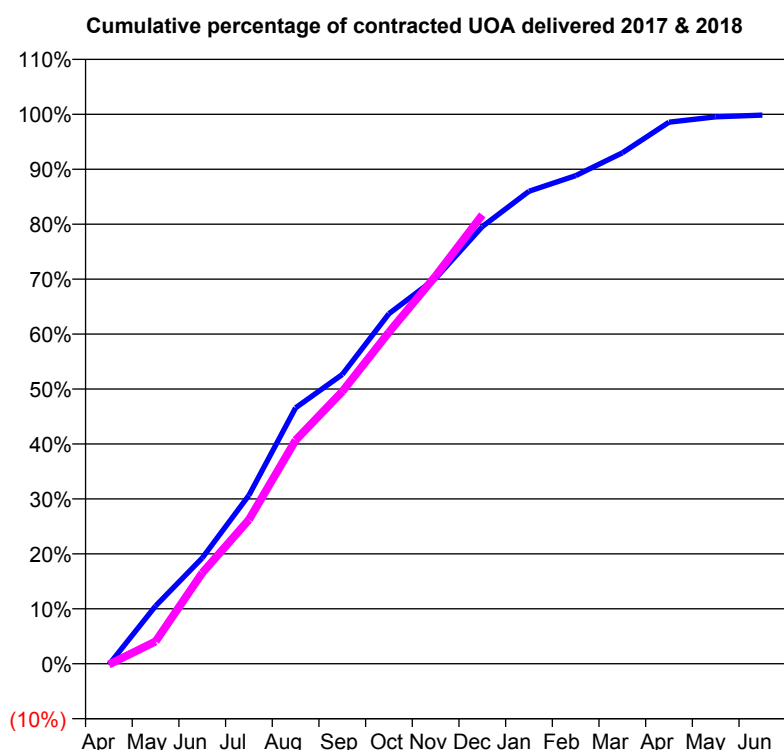
* Figures in italics indicate that the base number is less than 100.

Q57 - Vital Signs Orthodontic At a Glance Contract Report for 913839/0001 - December 2017

Name or company name	MR PM PRABHAKAR RAO
Contract type name	PDS Contract
Purpose of contract	Orthodontic
Contract start date	01/04/2006
Contract end date	31/03/2018

17/18 Contracted general activity (UDA)	0
Carry forward general activity (UDA)	0
17/18 Contracted orthodontic activity (UOA)	7,000
Carry forward orthodontic activity (UOA)	11
Baseline contract value	£455,110.40

ACCESS	Contract	England and Wales
24 month ratio of assessments to patient IDs	1.12	1.09

ACTIVITY


Month	Adjusted Scheduled Activity (UOA)	
	2017	2018
April	-12	-11
May	736	285
June	1,348	1,157
July	2,147	1,836
August	3,261	2,848
September	3,685	3,468
October	4,460	4,223
November	4,911	4,940
December	5,569	5,719
January	6,019	
February	6,218	
March	6,508	
April	6,899	
May	6,968	
June	6,989	

QUALITY	Contract Quantity	Contract Base Number	Contract *	Region	England
% of all assessments that were assess and fit appliances (rolling 12 month period)	339	746	45.4%	57.7%	58.6%
% of all assessments that were assess and refuse (rolling 12 month period)	134	746	18.0%	11.3%	11.3%
% of all assessments that were assess and review (rolling 12 month period)	273	746	36.6%	31.0%	30.0%
% of terminated courses where treatment was abandoned or discontinued (rolling 12 month period)	40	461	8.7%	8.4%	7.4%
% of completed treatments indicating that PAR score was taken (year to date)	254	334	76.0%	61.0%	64.3%
Rate of removable appliances per 100 fixed appliances - proposed treatment (rolling 12 month period)	70	609	11.49	7.20	5.53
Rate of removable appliances per 100 fixed appliances - completed treatment (rolling 12 month period)	82	745	11.01	6.14	4.60
% of courses of treatment with removable appliances only - proposed treatment (rolling 12 month period)	19	339	5.6%	2.5%	1.9%
% of courses of treatment with removable appliances only - completed treatment (rolling 12 month period)	18	421	4.3%	1.6%	1.4%
% of patients satisfied with the treatment they have received (rolling 12 month period)	13	13	100.0%	96.5%	95.9%

* Figures in italics indicate that the base number is less than 100.

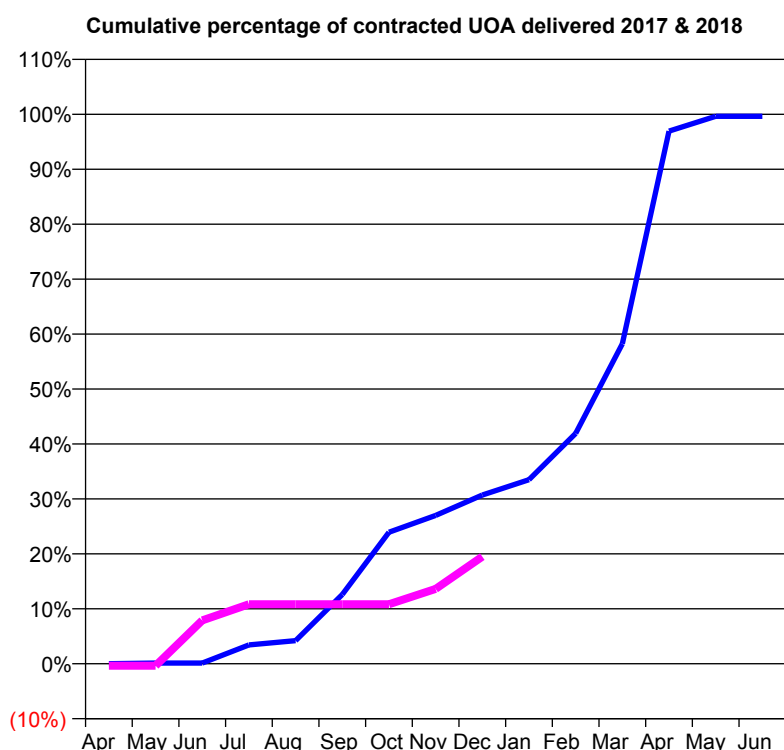
Q58 - Vital Signs Orthodontic At a Glance Contract Report for 100041/0000 - December 2017

Name or company name	2:30 Ltd
Contract type name	GDS Contract
Purpose of contract	General and Orthodontic
Contract start date	01/04/2016
Contract end date	

17/18 Contracted general activity (UDA)	31,550
Carry forward general activity (UDA)	4,045
17/18 Contracted orthodontic activity (UOA)	785
Carry forward orthodontic activity (UOA)	3
Baseline contract value	£943,035.11

ACCESS

	Contract	England and Wales
24 month ratio of assessments to patient IDs	1.07	1.09

ACTIVITY


Month	Adjusted Scheduled Activity (UOA)	
	2017	2018
April	0	-3
May	1	-3
June	1	62
July	27	85
August	33	85
September	99	85
October	188	85
November	212	107
December	241	153
January	263	
February	329	
March	457	
April	761	
May	782	
June	782	

QUALITY

	Contract Quantity	Contract Base Number	Contract *	Region	England
% of all assessments that were assess and fit appliances (rolling 12 month period)	32	57	56.1%	57.7%	58.6%
% of all assessments that were assess and refuse (rolling 12 month period)	1	57	1.8%	11.3%	11.3%
% of all assessments that were assess and review (rolling 12 month period)	24	57	42.1%	31.0%	30.0%
% of terminated courses where treatment was abandoned or discontinued (rolling 12 month period)	0	1	0.0%	8.4%	7.4%
% of completed treatments indicating that PAR score was taken (year to date)	0	1	0.0%	61.0%	64.3%
Rate of removable appliances per 100 fixed appliances - proposed treatment (rolling 12 month period)	0	29	0.00	7.20	5.53
Rate of removable appliances per 100 fixed appliances - completed treatment (rolling 12 month period)	0	0	N/A	6.14	4.60
% of courses of treatment with removable appliances only - proposed treatment (rolling 12 month period)	0	32	0.0%	2.5%	1.9%
% of courses of treatment with removable appliances only - completed treatment (rolling 12 month period)	0	1	0.0%	1.6%	1.4%
% of patients satisfied with the treatment they have received (rolling 12 month period)	1	1	100.0%	96.5%	95.9%

* Figures in italics indicate that the base number is less than 100.

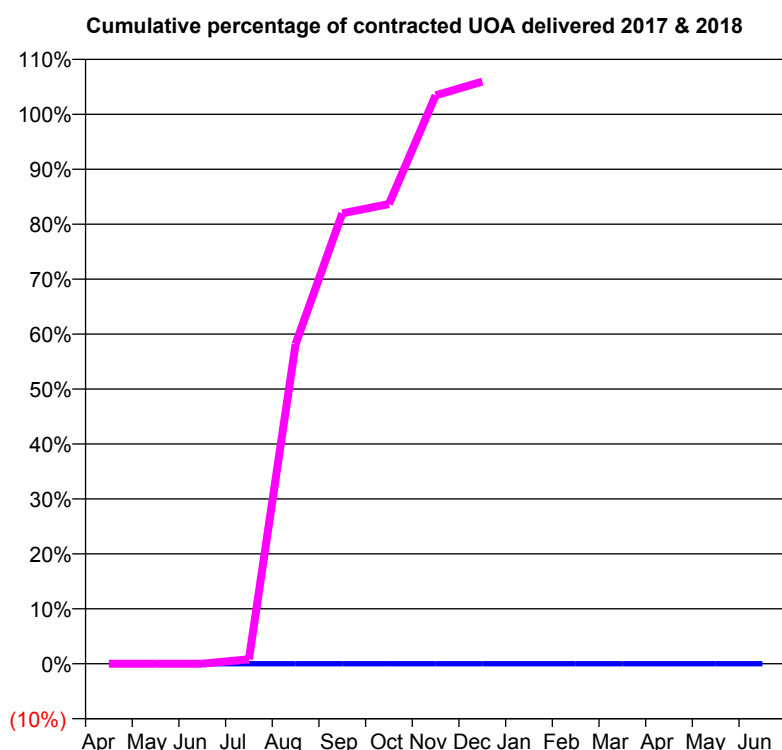
Q58 - Vital Signs Orthodontic At a Glance Contract Report for 100309/0000 - December 2017

Name or company name	MRS AA SOYOMBO
Contract type name	PDS Contract
Purpose of contract	Orthodontic
Contract start date	01/02/2017
Contract end date	31/03/2018

17/18 Contracted general activity (UDA)	0
Carry forward general activity (UDA)	0
17/18 Contracted orthodontic activity (UOA)	2,700
Carry forward orthodontic activity (UOA)	0
Baseline contract value	£177,063.78

ACCESS

	Contract	England and Wales
24 month ratio of assessments to patient IDs	1.02	1.09

ACTIVITY


Month	Adjusted Scheduled Activity (UOA)	
	2017	2018
April	0	0
May	0	0
June	0	0
July	0	22
August	0	1,571
September	0	2,213
October	0	2,259
November	0	2,793
December	0	2,860
January	0	
February	0	
March	0	
April	0	
May	0	
June	0	

QUALITY

	Contract Quantity	Contract Base Number	Contract *	Region	England
% of all assessments that were assess and fit appliances (rolling 12 month period)	131	208	63.0%	57.7%	58.6%
% of all assessments that were assess and refuse (rolling 12 month period)	1	208	0.5%	11.3%	11.3%
% of all assessments that were assess and review (rolling 12 month period)	76	208	36.5%	31.0%	30.0%
% of terminated courses where treatment was abandoned or discontinued (rolling 12 month period)	1	1	100.0%	8.4%	7.4%
% of completed treatments indicating that PAR score was taken (year to date)	0	0	N/A	61.0%	64.3%
Rate of removable appliances per 100 fixed appliances - proposed treatment (rolling 12 month period)	0	234	0.00	7.20	5.53
Rate of removable appliances per 100 fixed appliances - completed treatment (rolling 12 month period)	0	0	N/A	6.14	4.60
% of courses of treatment with removable appliances only - proposed treatment (rolling 12 month period)	0	131	0.0%	2.5%	1.9%
% of courses of treatment with removable appliances only - completed treatment (rolling 12 month period)	0	0	N/A	1.6%	1.4%
% of patients satisfied with the treatment they have received (rolling 12 month period)	0	0	N/A	96.5%	95.9%

* Figures in italics indicate that the base number is less than 100.

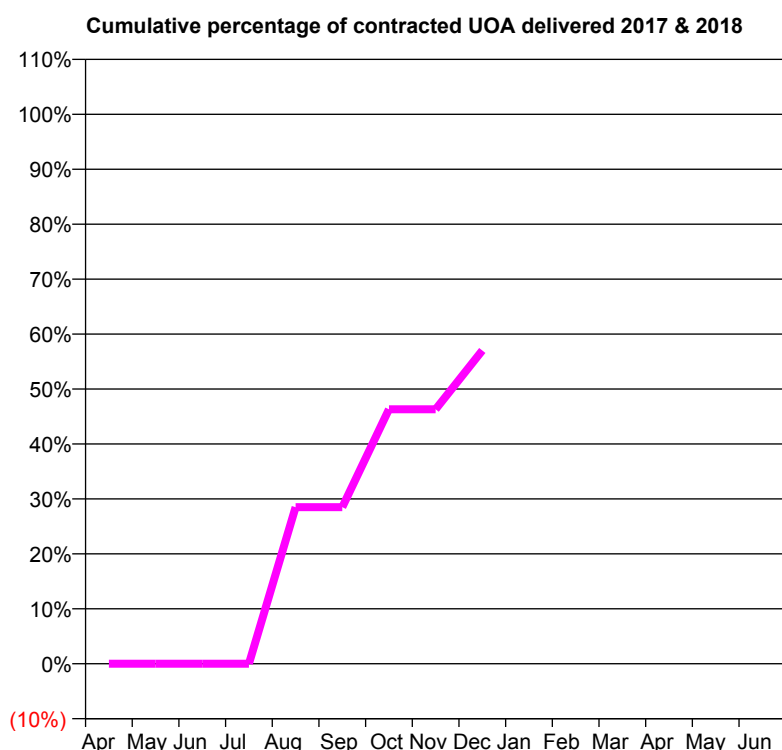
Q58 - Vital Signs Orthodontic At a Glance Contract Report for 100339/0000 - December 2017

Name or company name	Oradi Ltd
Contract type name	PDS Contract
Purpose of contract	Orthodontic
Contract start date	01/04/2017
Contract end date	31/03/2026

17/18 Contracted general activity (UDA)	0
Carry forward general activity (UDA)	0
17/18 Contracted orthodontic activity (UOA)	1,768
Carry forward orthodontic activity (UOA)	0
Baseline contract value	£117,144.04

ACCESS

	Contract	England and Wales
24 month ratio of assessments to patient IDs	1.48	1.09

ACTIVITY


Month	Adjusted Scheduled Activity (UOA)	
	2017	2018
April	0	0
May	0	0
June	0	0
July	0	0
August	0	504
September	0	504
October	0	819
November	0	819
December	0	1,008
January	0	
February	0	
March	0	
April	0	
May	0	
June	0	

QUALITY

	Contract Quantity	Contract Base Number	Contract *	Region	England
% of all assessments that were assess and fit appliances (rolling 12 month period)	71	71	100.0%	57.7%	58.6%
% of all assessments that were assess and refuse (rolling 12 month period)	0	71	0.0%	11.3%	11.3%
% of all assessments that were assess and review (rolling 12 month period)	0	71	0.0%	31.0%	30.0%
% of terminated courses where treatment was abandoned or discontinued (rolling 12 month period)	2	15	13.3%	8.4%	7.4%
% of completed treatments indicating that PAR score was taken (year to date)	12	13	92.3%	61.0%	64.3%
Rate of removable appliances per 100 fixed appliances - proposed treatment (rolling 12 month period)	0	89	0.00	7.20	5.53
Rate of removable appliances per 100 fixed appliances - completed treatment (rolling 12 month period)	0	6	0.00	6.14	4.60
% of courses of treatment with removable appliances only - proposed treatment (rolling 12 month period)	0	71	0.0%	2.5%	1.9%
% of courses of treatment with removable appliances only - completed treatment (rolling 12 month period)	0	13	0.0%	1.6%	1.4%
% of patients satisfied with the treatment they have received (rolling 12 month period)	1	1	100.0%	96.5%	95.9%

* Figures in italics indicate that the base number is less than 100.

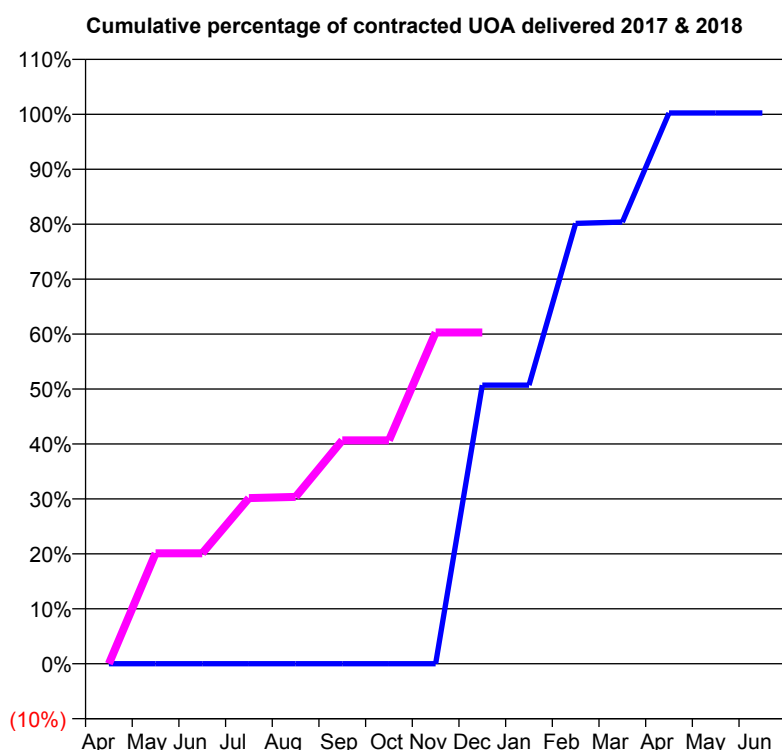
Q58 - Vital Signs Orthodontic At a Glance Contract Report for 101435/0003 - December 2017

Name or company name	IDH Limited
Contract type name	GDS Contract
Purpose of contract	General and Orthodontic
Contract start date	01/04/2006
Contract end date	

17/18 Contracted general activity (UDA)	15,825
Carry forward general activity (UDA)	0
17/18 Contracted orthodontic activity (UOA)	428
Carry forward orthodontic activity (UOA)	0
Baseline contract value	£419,279.42

ACCESS

	Contract	England and Wales
24 month ratio of assessments to patient IDs	1.07	1.09

ACTIVITY


Month	Adjusted Scheduled Activity (UOA)	
	2017	2018
April	0	0
May	0	86
June	0	86
July	0	129
August	0	130
September	0	174
October	0	174
November	0	258
December	217	258
January	217	
February	343	
March	344	
April	429	
May	429	
June	429	

QUALITY

	Contract Quantity	Contract Base Number	Contract *	Region	England
% of all assessments that were assess and fit appliances (rolling 12 month period)	24	32	75.0%	57.7%	58.6%
% of all assessments that were assess and refuse (rolling 12 month period)	5	32	15.6%	11.3%	11.3%
% of all assessments that were assess and review (rolling 12 month period)	3	32	9.4%	31.0%	30.0%
% of terminated courses where treatment was abandoned or discontinued (rolling 12 month period)	0	0	N/A	8.4%	7.4%
% of completed treatments indicating that PAR score was taken (year to date)	0	0	N/A	61.0%	64.3%
Rate of removable appliances per 100 fixed appliances - proposed treatment (rolling 12 month period)	0	46	0.00	7.20	5.53
Rate of removable appliances per 100 fixed appliances - completed treatment (rolling 12 month period)	0	0	N/A	6.14	4.60
% of courses of treatment with removable appliances only - proposed treatment (rolling 12 month period)	0	24	0.0%	2.5%	1.9%
% of courses of treatment with removable appliances only - completed treatment (rolling 12 month period)	0	0	N/A	1.6%	1.4%
% of patients satisfied with the treatment they have received (rolling 12 month period)	1	1	100.0%	96.5%	95.9%

* Figures in italics indicate that the base number is less than 100.

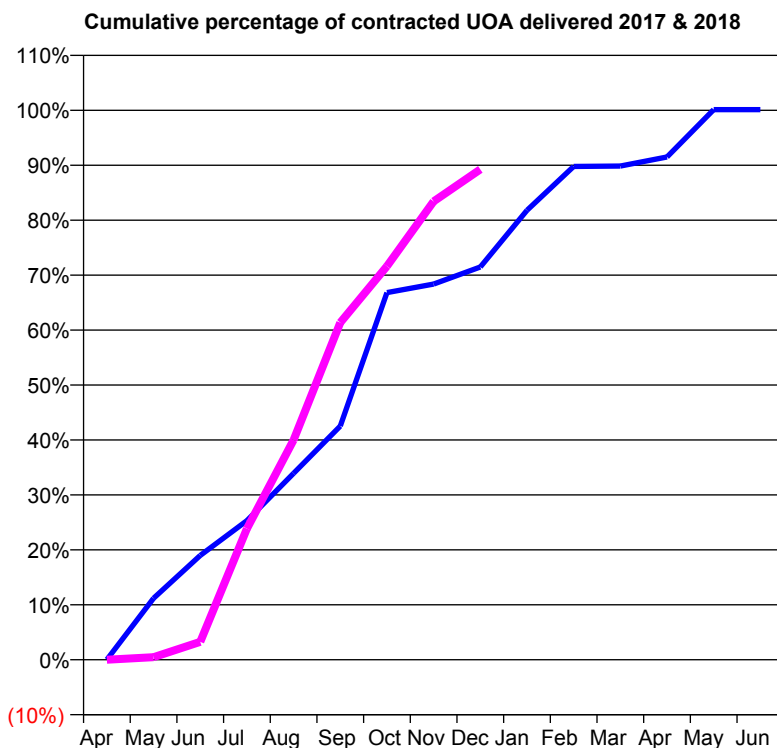
Q58 - Vital Signs Orthodontic At a Glance Contract Report for 106194/0003 - December 2017

Name or company name	Weston Favell Dental Surgery
Contract type name	GDS Contract
Purpose of contract	Orthodontic
Contract start date	01/04/2006
Contract end date	

17/18 Contracted general activity (UDA)	0
Carry forward general activity (UDA)	0
17/18 Contracted orthodontic activity (UOA)	2,697
Carry forward orthodontic activity (UOA)	0
Baseline contract value	£176,875.94

ACCESS

	Contract	England and Wales
24 month ratio of assessments to patient IDs	1.16	1.09

ACTIVITY


Month	Adjusted Scheduled Activity (UOA)	
	2017	2018
April	1	0
May	302	13
June	512	88
July	683	644
August	915	1,079
September	1,147	1,655
October	1,802	1,932
November	1,844	2,250
December	1,928	2,407
January	2,206	
February	2,421	
March	2,423	
April	2,468	
May	2,700	
June	2,700	

QUALITY

	Contract Quantity	Contract Base Number	Contract *	Region	England
% of all assessments that were assess and fit appliances (rolling 12 month period)	147	279	52.7%	57.7%	58.6%
% of all assessments that were assess and refuse (rolling 12 month period)	62	279	22.2%	11.3%	11.3%
% of all assessments that were assess and review (rolling 12 month period)	70	279	25.1%	31.0%	30.0%
% of terminated courses where treatment was abandoned or discontinued (rolling 12 month period)	15	43	34.9%	8.4%	7.4%
% of completed treatments indicating that PAR score was taken (year to date)	0	16	0.0%	61.0%	64.3%
Rate of removable appliances per 100 fixed appliances - proposed treatment (rolling 12 month period)	0	215	0.00	7.20	5.53
Rate of removable appliances per 100 fixed appliances - completed treatment (rolling 12 month period)	0	40	0.00	6.14	4.60
% of courses of treatment with removable appliances only - proposed treatment (rolling 12 month period)	0	147	0.0%	2.5%	1.9%
% of courses of treatment with removable appliances only - completed treatment (rolling 12 month period)	0	28	0.0%	1.6%	1.4%
% of patients satisfied with the treatment they have received (rolling 12 month period)	1	2	50.0%	96.5%	95.9%

* Figures in italics indicate that the base number is less than 100.

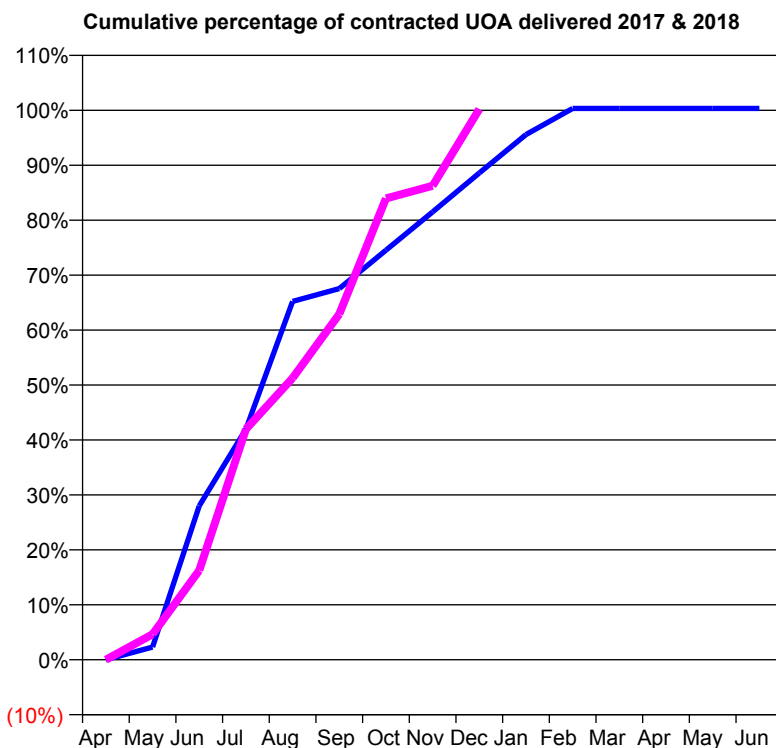
Q58 - Vital Signs Orthodontic At a Glance Contract Report for 107581/0003 - December 2017

Name or company name	Mr R Naidoo and Mrs S Naidoo
Contract type name	GDS Contract
Purpose of contract	General and Orthodontic
Contract start date	01/04/2006
Contract end date	

17/18 Contracted general activity (UDA)	0
Carry forward general activity (UDA)	0
17/18 Contracted orthodontic activity (UOA)	903
Carry forward orthodontic activity (UOA)	0
Baseline contract value	£59,220.58

ACCESS

	Contract	England and Wales
24 month ratio of assessments to patient IDs	1.01	1.09

ACTIVITY


Month	Adjusted Scheduled Activity (UOA)	
	2017	2018
April	0	0
May	21	42
June	253	147
July	379	379
August	589	463
September	610	568
October	673	758
November	736	779
December	800	905
January	863	
February	906	
March	906	
April	906	
May	906	
June	906	

QUALITY

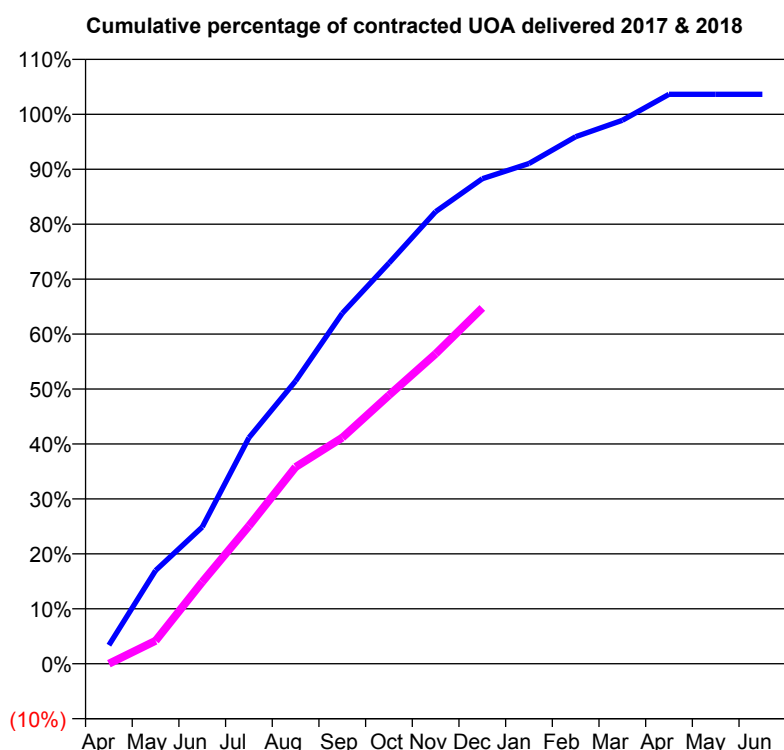
	Contract Quantity	Contract Base Number	Contract *	Region	England
% of all assessments that were assess and fit appliances (rolling 12 month period)	49	52	94.2%	57.7%	58.6%
% of all assessments that were assess and refuse (rolling 12 month period)	0	52	0.0%	11.3%	11.3%
% of all assessments that were assess and review (rolling 12 month period)	3	52	5.8%	31.0%	30.0%
% of terminated courses where treatment was abandoned or discontinued (rolling 12 month period)	2	35	5.7%	8.4%	7.4%
% of completed treatments indicating that PAR score was taken (year to date)	20	22	90.9%	61.0%	64.3%
Rate of removable appliances per 100 fixed appliances - proposed treatment (rolling 12 month period)	4	98	4.08	7.20	5.53
Rate of removable appliances per 100 fixed appliances - completed treatment (rolling 12 month period)	0	1	0.00	6.14	4.60
% of courses of treatment with removable appliances only - proposed treatment (rolling 12 month period)	0	49	0.0%	2.5%	1.9%
% of courses of treatment with removable appliances only - completed treatment (rolling 12 month period)	0	33	0.0%	1.6%	1.4%
% of patients satisfied with the treatment they have received (rolling 12 month period)	1	1	100.0%	96.5%	95.9%

* Figures in italics indicate that the base number is less than 100.

Q58 - Vital Signs Orthodontic At a Glance Contract Report for 119202/0001 - December 2017

Name or company name	Orthostyle Limited	17/18 Contracted general activity (UDA)	0
Contract type name	PDS Contract	Carry forward general activity (UDA)	0
Purpose of contract	Orthodontic	17/18 Contracted orthodontic activity (UOA)	13,103
Contract start date	01/04/2007	Carry forward orthodontic activity (UOA)	0
Contract end date	30/11/2019	Baseline contract value	£859,328.10

ACCESS	Contract	England and Wales
24 month ratio of assessments to patient IDs	1.01	1.09

ACTIVITY


Month	Adjusted Scheduled Activity (UOA)	
	2017	2018
April	444	0
May	2,225	550
June	3,261	1,951
July	5,390	3,287
August	6,741	4,693
September	8,358	5,390
October	9,553	6,401
November	10,780	7,392
December	11,565	8,485
January	11,929	
February	12,567	
March	12,958	
April	13,578	
May	13,578	
June	13,579	

QUALITY	Contract Quantity	Contract Base Number	Contract *	Region	England
% of all assessments that were assess and fit appliances (rolling 12 month period)	493	726	67.9%	57.7%	58.6%
% of all assessments that were assess and refuse (rolling 12 month period)	46	726	6.3%	11.3%	11.3%
% of all assessments that were assess and review (rolling 12 month period)	187	726	25.8%	31.0%	30.0%
% of terminated courses where treatment was abandoned or discontinued (rolling 12 month period)	37	622	5.9%	8.4%	7.4%
% of completed treatments indicating that PAR score was taken (year to date)	283	424	66.7%	61.0%	64.3%
Rate of removable appliances per 100 fixed appliances - proposed treatment (rolling 12 month period)	89	970	9.18	7.20	5.53
Rate of removable appliances per 100 fixed appliances - completed treatment (rolling 12 month period)	61	1,139	5.36	6.14	4.60
% of courses of treatment with removable appliances only - proposed treatment (rolling 12 month period)	6	493	1.2%	2.5%	1.9%
% of courses of treatment with removable appliances only - completed treatment (rolling 12 month period)	14	585	2.4%	1.6%	1.4%
% of patients satisfied with the treatment they have received (rolling 12 month period)	16	17	94.1%	96.5%	95.9%

* Figures in italics indicate that the base number is less than 100.

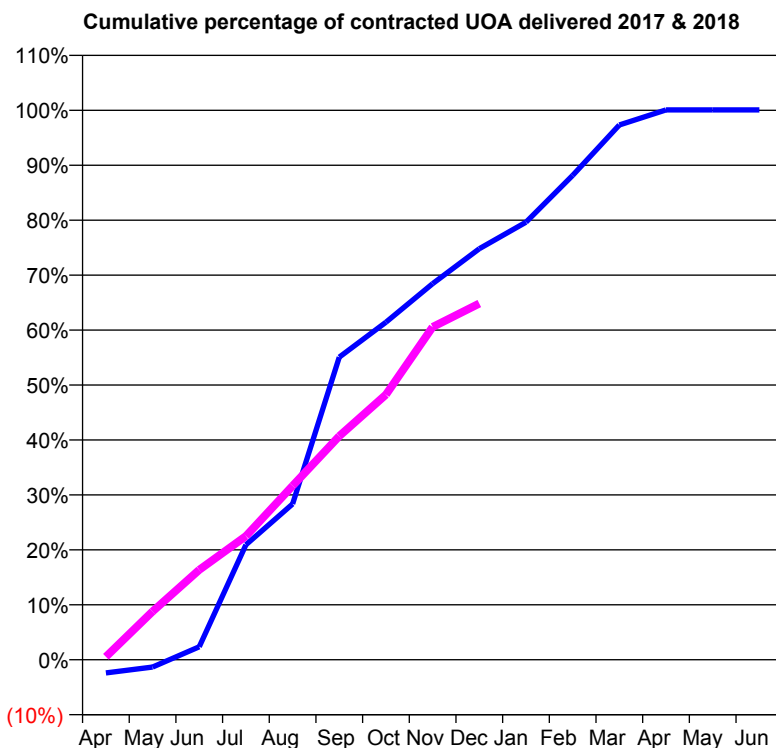
Q58 - Vital Signs Orthodontic At a Glance Contract Report for 126047/0002 - December 2017

Name or company name	Conation Partners Ltd
Contract type name	PDS Contract
Purpose of contract	Orthodontic
Contract start date	01/10/2012
Contract end date	31/03/2019

17/18 Contracted general activity (UDA)	0
Carry forward general activity (UDA)	0
17/18 Contracted orthodontic activity (UOA)	3,960
Carry forward orthodontic activity (UOA)	0
Baseline contract value	£231,039.79

ACCESS

	Contract	England and Wales
24 month ratio of assessments to patient IDs	1.04	1.09

ACTIVITY


Month	Adjusted Scheduled Activity (UOA)	
	2017	2018
April	-96	22
May	-53	348
June	94	648
July	829	891
August	1,123	1,254
September	2,181	1,612
October	2,433	1,911
November	2,710	2,398
December	2,962	2,567
January	3,153	
February	3,491	
March	3,854	
April	3,963	
May	3,963	
June	3,963	

QUALITY

	Contract Quantity	Contract Base Number	Contract *	Region	England
% of all assessments that were assess and fit appliances (rolling 12 month period)	170	226	75.2%	57.7%	58.6%
% of all assessments that were assess and refuse (rolling 12 month period)	51	226	22.6%	11.3%	11.3%
% of all assessments that were assess and review (rolling 12 month period)	5	226	2.2%	31.0%	30.0%
% of terminated courses where treatment was abandoned or discontinued (rolling 12 month period)	9	150	6.0%	8.4%	7.4%
% of completed treatments indicating that PAR score was taken (year to date)	2	116	1.7%	61.0%	64.3%
Rate of removable appliances per 100 fixed appliances - proposed treatment (rolling 12 month period)	0	93	0.00	7.20	5.53
Rate of removable appliances per 100 fixed appliances - completed treatment (rolling 12 month period)	2	217	0.92	6.14	4.60
% of courses of treatment with removable appliances only - proposed treatment (rolling 12 month period)	0	170	0.0%	2.5%	1.9%
% of courses of treatment with removable appliances only - completed treatment (rolling 12 month period)	0	141	0.0%	1.6%	1.4%
% of patients satisfied with the treatment they have received (rolling 12 month period)	4	4	100.0%	96.5%	95.9%

* Figures in italics indicate that the base number is less than 100.

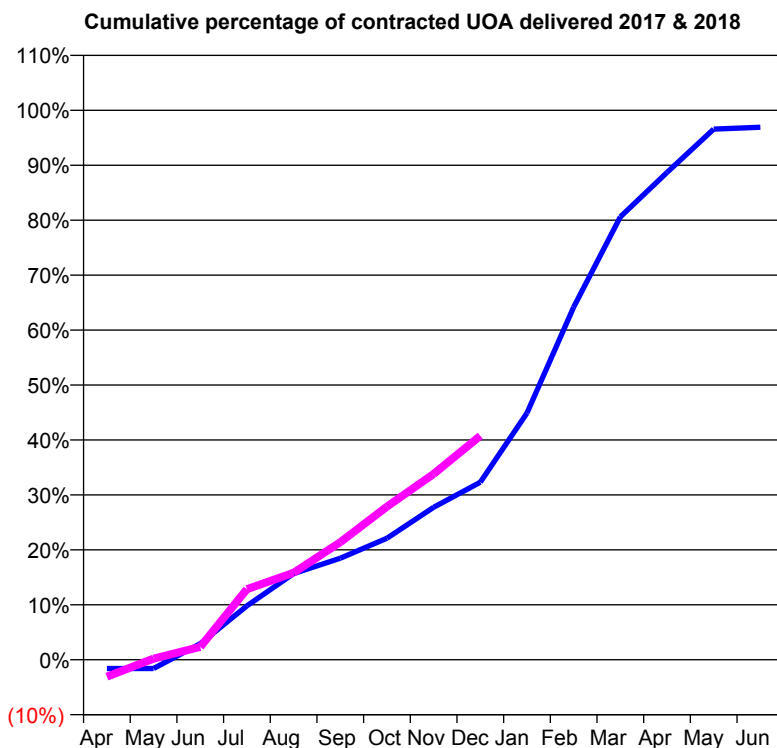
Q58 - Vital Signs Orthodontic At a Glance Contract Report for 126462/0001 - December 2017

Name or company name	Hitchin Orthodontic Clinic Limited
Contract type name	PDS Contract
Purpose of contract	Orthodontic
Contract start date	18/06/2010
Contract end date	31/03/2018

17/18 Contracted general activity (UDA)	0
Carry forward general activity (UDA)	0
17/18 Contracted orthodontic activity (UOA)	18,983
Carry forward orthodontic activity (UOA)	586
Baseline contract value	£1,183,628.96

ACCESS

	Contract	England and Wales
24 month ratio of assessments to patient IDs	1.04	1.09

ACTIVITY


Month	Adjusted Scheduled Activity (UOA)	
	2017	2018
April	-308	-586
May	-307	39
June	555	446
July	1,865	2,438
August	2,976	3,004
September	3,507	4,063
October	4,201	5,292
November	5,269	6,421
December	6,132	7,737
January	8,526	
February	12,181	
March	15,299	
April	16,834	
May	18,334	
June	18,397	

QUALITY

	Contract Quantity	Contract Base Number	Contract *	Region	England
% of all assessments that were assess and fit appliances (rolling 12 month period)	969	1,394	69.5%	57.7%	58.6%
% of all assessments that were assess and refuse (rolling 12 month period)	392	1,394	28.1%	11.3%	11.3%
% of all assessments that were assess and review (rolling 12 month period)	33	1,394	2.4%	31.0%	30.0%
% of terminated courses where treatment was abandoned or discontinued (rolling 12 month period)	29	718	4.0%	8.4%	7.4%
% of completed treatments indicating that PAR score was taken (year to date)	226	512	44.1%	61.0%	64.3%
Rate of removable appliances per 100 fixed appliances - proposed treatment (rolling 12 month period)	119	1,868	6.37	7.20	5.53
Rate of removable appliances per 100 fixed appliances - completed treatment (rolling 12 month period)	73	1,290	5.66	6.14	4.60
% of courses of treatment with removable appliances only - proposed treatment (rolling 12 month period)	14	969	1.4%	2.5%	1.9%
% of courses of treatment with removable appliances only - completed treatment (rolling 12 month period)	21	689	3.0%	1.6%	1.4%
% of patients satisfied with the treatment they have received (rolling 12 month period)	30	31	96.8%	96.5%	95.9%

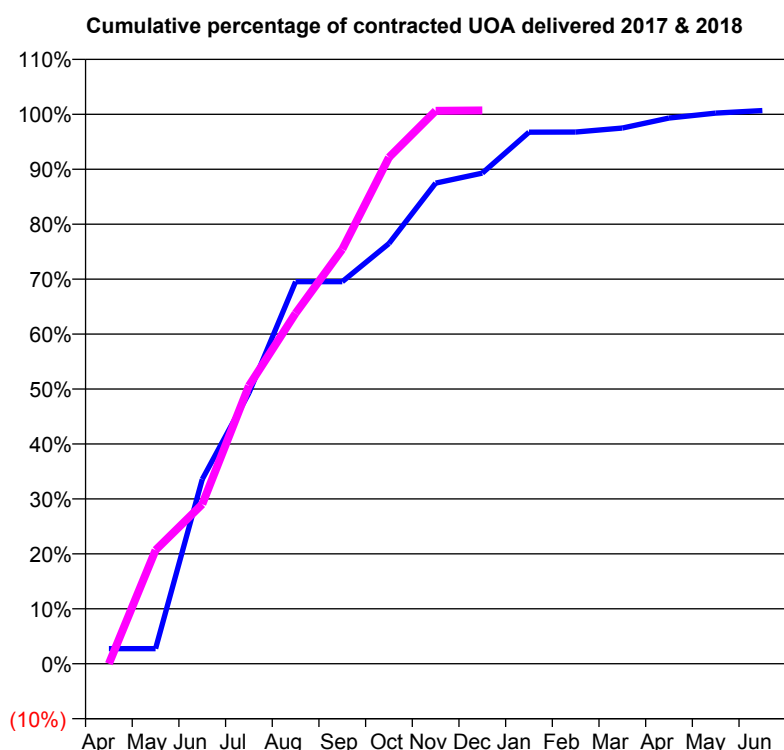
* Figures in italics indicate that the base number is less than 100.

Q58 - Vital Signs Orthodontic At a Glance Contract Report for 138134/0001 - December 2017

Name or company name	Smile Creations Innovations Limited
Contract type name	PDS Contract
Purpose of contract	Orthodontic
Contract start date	02/12/2013
Contract end date	31/03/2019

17/18 Contracted general activity (UDA)	0
Carry forward general activity (UDA)	0
17/18 Contracted orthodontic activity (UOA)	4,716
Carry forward orthodontic activity (UOA)	0
Baseline contract value	£288,513.38

ACCESS	Contract	England and Wales
24 month ratio of assessments to patient IDs	1.02	1.09

ACTIVITY


Month	Adjusted Scheduled Activity (UOA)	
	2017	2018
April	127	0
May	127	976
June	1,551	1,369
July	2,277	2,385
August	3,213	3,008
September	3,213	3,557
October	3,533	4,346
November	4,041	4,745
December	4,125	4,749
January	4,469	
February	4,471	
March	4,504	
April	4,588	
May	4,630	
June	4,651	

QUALITY	Contract Quantity	Contract Base Number	Contract *	Region	England
% of all assessments that were assess and fit appliances (rolling 12 month period)	253	431	58.7%	57.7%	58.6%
% of all assessments that were assess and refuse (rolling 12 month period)	78	431	18.1%	11.3%	11.3%
% of all assessments that were assess and review (rolling 12 month period)	100	431	23.2%	31.0%	30.0%
% of terminated courses where treatment was abandoned or discontinued (rolling 12 month period)	10	188	5.3%	8.4%	7.4%
% of completed treatments indicating that PAR score was taken (year to date)	113	133	85.0%	61.0%	64.3%
Rate of removable appliances per 100 fixed appliances - proposed treatment (rolling 12 month period)	34	474	7.17	7.20	5.53
Rate of removable appliances per 100 fixed appliances - completed treatment (rolling 12 month period)	18	322	5.59	6.14	4.60
% of courses of treatment with removable appliances only - proposed treatment (rolling 12 month period)	10	253	4.0%	2.5%	1.9%
% of courses of treatment with removable appliances only - completed treatment (rolling 12 month period)	12	178	6.7%	1.6%	1.4%
% of patients satisfied with the treatment they have received (rolling 12 month period)	5	5	100.0%	96.5%	95.9%

* Figures in italics indicate that the base number is less than 100.

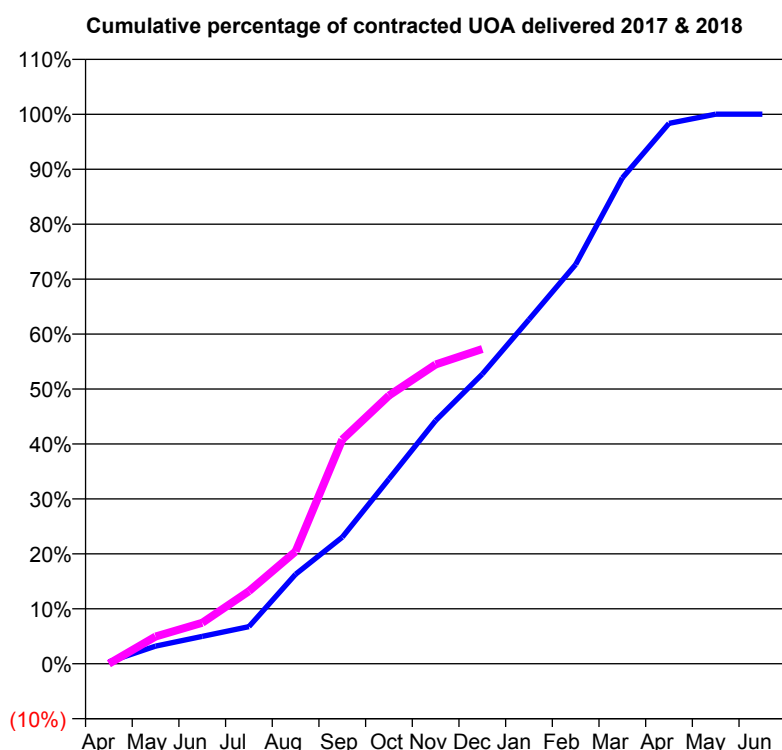
Q58 - Vital Signs Orthodontic At a Glance Contract Report for 139149/0001 - December 2017

Name or company name	Harpenden Orthodontic Care Limited
Contract type name	PDS Contract
Purpose of contract	Orthodontic
Contract start date	01/04/2009
Contract end date	31/03/2019

17/18 Contracted general activity (UDA)	0
Carry forward general activity (UDA)	0
17/18 Contracted orthodontic activity (UOA)	5,956
Carry forward orthodontic activity (UOA)	0
Baseline contract value	£371,375.72

ACCESS

	Contract	England and Wales
24 month ratio of assessments to patient IDs	1.04	1.09

ACTIVITY


Month	Adjusted Scheduled Activity (UOA)	
	2017	2018
April	21	0
May	192	295
June	297	444
July	403	787
August	970	1,218
September	1,372	2,431
October	2,002	2,908
November	2,636	3,244
December	3,140	3,412
January	3,731	
February	4,328	
March	5,266	
April	5,858	
May	5,957	
June	5,957	

QUALITY

	Contract Quantity	Contract Base Number	Contract *	Region	England
% of all assessments that were assess and fit appliances (rolling 12 month period)	292	437	66.8%	57.7%	58.6%
% of all assessments that were assess and refuse (rolling 12 month period)	41	437	9.4%	11.3%	11.3%
% of all assessments that were assess and review (rolling 12 month period)	104	437	23.8%	31.0%	30.0%
% of terminated courses where treatment was abandoned or discontinued (rolling 12 month period)	19	229	8.3%	8.4%	7.4%
% of completed treatments indicating that PAR score was taken (year to date)	95	155	61.3%	61.0%	64.3%
Rate of removable appliances per 100 fixed appliances - proposed treatment (rolling 12 month period)	27	570	4.74	7.20	5.53
Rate of removable appliances per 100 fixed appliances - completed treatment (rolling 12 month period)	15	404	3.71	6.14	4.60
% of courses of treatment with removable appliances only - proposed treatment (rolling 12 month period)	4	292	1.4%	2.5%	1.9%
% of courses of treatment with removable appliances only - completed treatment (rolling 12 month period)	4	210	1.9%	1.6%	1.4%
% of patients satisfied with the treatment they have received (rolling 12 month period)	14	15	93.3%	96.5%	95.9%

* Figures in italics indicate that the base number is less than 100.

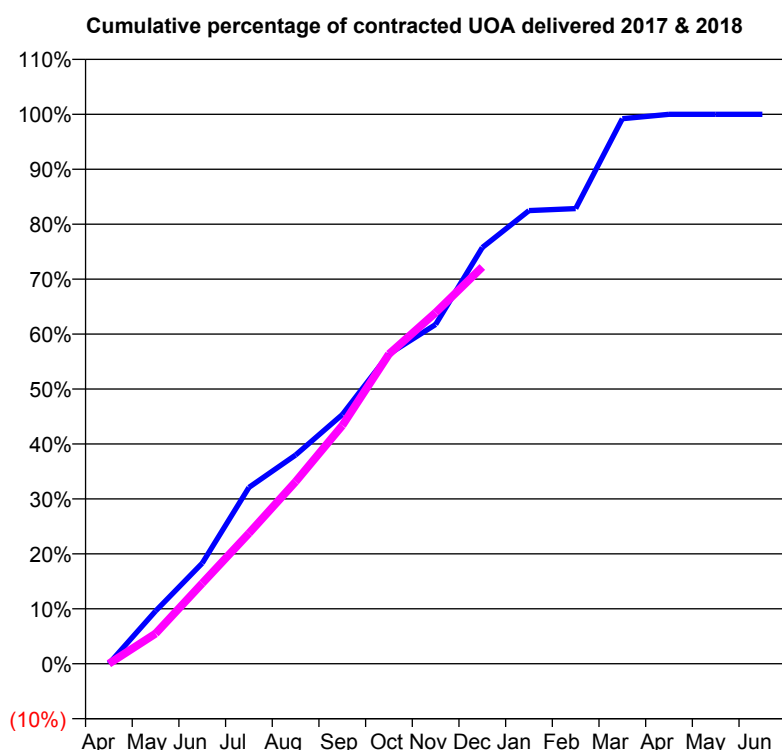
Q58 - Vital Signs Orthodontic At a Glance Contract Report for 147419/0001 - December 2017

Name or company name	Rickmansworth Orthodontic Practice Ltd
Contract type name	PDS Contract
Purpose of contract	Orthodontic
Contract start date	01/04/2010
Contract end date	31/03/2019

17/18 Contracted general activity (UDA)	0
Carry forward general activity (UDA)	0
17/18 Contracted orthodontic activity (UOA)	10,376
Carry forward orthodontic activity (UOA)	0
Baseline contract value	£646,981.08

ACCESS	Contract	England and Wales
--------	----------	-------------------

24 month ratio of assessments to patient IDs	1.01	1.09
--	------	------

ACTIVITY


Month	Adjusted Scheduled Activity (UOA)	
	2017	2018
April	0	0
May	995	570
June	1,901	1,519
July	3,329	2,464
August	3,941	3,437
September	4,705	4,499
October	5,848	5,847
November	6,406	6,632
December	7,859	7,493
January	8,556	
February	8,595	
March	10,292	
April	10,376	
May	10,376	
June	10,376	

QUALITY	Contract Quantity	Contract Base Number	Contract *	Region	England
---------	-------------------	----------------------	------------	--------	---------

% of all assessments that were assess and fit appliances (rolling 12 month period)	478	658	72.6%	57.7%	58.6%
% of all assessments that were assess and refuse (rolling 12 month period)	11	658	1.7%	11.3%	11.3%
% of all assessments that were assess and review (rolling 12 month period)	169	658	25.7%	31.0%	30.0%
% of terminated courses where treatment was abandoned or discontinued (rolling 12 month period)	16	404	4.0%	8.4%	7.4%
% of completed treatments indicating that PAR score was taken (year to date)	0	354	0.0%	61.0%	64.3%
Rate of removable appliances per 100 fixed appliances - proposed treatment (rolling 12 month period)	17	938	1.81	7.20	5.53
Rate of removable appliances per 100 fixed appliances - completed treatment (rolling 12 month period)	22	762	2.89	6.14	4.60
% of courses of treatment with removable appliances only - proposed treatment (rolling 12 month period)	5	478	1.0%	2.5%	1.9%
% of courses of treatment with removable appliances only - completed treatment (rolling 12 month period)	3	388	0.8%	1.6%	1.4%
% of patients satisfied with the treatment they have received (rolling 12 month period)	11	11	100.0%	96.5%	95.9%

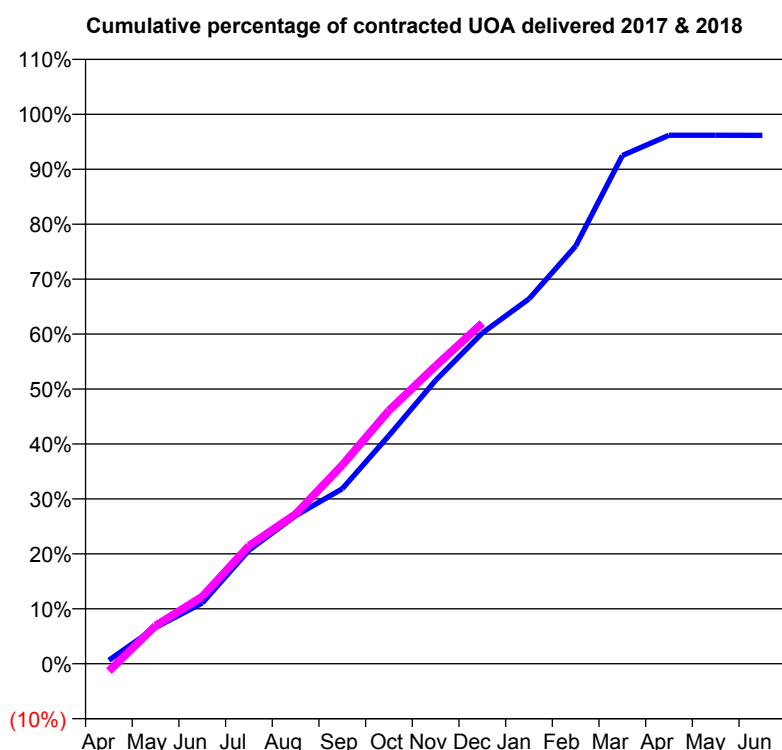
* Figures in italics indicate that the base number is less than 100.

Q58 - Vital Signs Orthodontic At a Glance Contract Report for 148407/0001 - December 2017

Name or company name	Harpenden Orthodontics LLP
Contract type name	PDS Contract
Purpose of contract	Orthodontic
Contract start date	01/04/2009
Contract end date	31/03/2019

17/18 Contracted general activity (UDA)	0
Carry forward general activity (UDA)	0
17/18 Contracted orthodontic activity (UOA)	27,721
Carry forward orthodontic activity (UOA)	1,254
Baseline contract value	£1,708,431.70

ACCESS	Contract	England and Wales
24 month ratio of assessments to patient IDs	1.01	1.09

ACTIVITY


Month	Adjusted Scheduled Activity (UOA)	
	2017	2018
April	213	-371
May	2,160	1,922
June	3,615	3,385
July	6,752	5,952
August	8,808	7,552
September	10,408	10,025
October	13,566	12,776
November	16,849	15,025
December	19,668	17,184
January	21,697	
February	24,835	
March	30,216	
April	31,425	
May	31,425	
June	31,417	

QUALITY	Contract Quantity	Contract Base Number	Contract *	Region	England
% of all assessments that were assess and fit appliances (rolling 12 month period)	1,463	2,218	66.0%	57.7%	58.6%
% of all assessments that were assess and refuse (rolling 12 month period)	155	2,218	7.0%	11.3%	11.3%
% of all assessments that were assess and review (rolling 12 month period)	600	2,218	27.1%	31.0%	30.0%
% of terminated courses where treatment was abandoned or discontinued (rolling 12 month period)	81	1,117	7.3%	8.4%	7.4%
% of completed treatments indicating that PAR score was taken (year to date)	496	791	62.7%	61.0%	64.3%
Rate of removable appliances per 100 fixed appliances - proposed treatment (rolling 12 month period)	130	2,778	4.68	7.20	5.53
Rate of removable appliances per 100 fixed appliances - completed treatment (rolling 12 month period)	74	1,960	3.78	6.14	4.60
% of courses of treatment with removable appliances only - proposed treatment (rolling 12 month period)	55	1,463	3.8%	2.5%	1.9%
% of courses of treatment with removable appliances only - completed treatment (rolling 12 month period)	42	1,036	4.1%	1.6%	1.4%
% of patients satisfied with the treatment they have received (rolling 12 month period)	40	42	95.2%	96.5%	95.9%

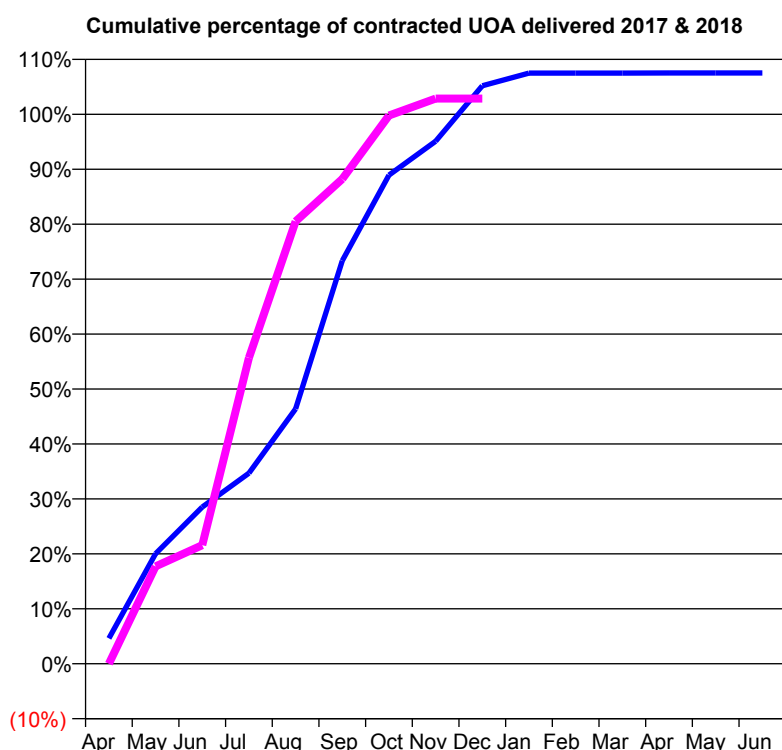
* Figures in italics indicate that the base number is less than 100.

Q58 - Vital Signs Orthodontic At a Glance Contract Report for 153559/0001 - December 2017

Name or company name	Borehamwood Ortho Clinic Limited
Contract type name	PDS Contract
Purpose of contract	Orthodontic
Contract start date	01/04/2008
Contract end date	31/03/2019

17/18 Contracted general activity (UDA)	0
Carry forward general activity (UDA)	0
17/18 Contracted orthodontic activity (UOA)	2,725
Carry forward orthodontic activity (UOA)	0
Baseline contract value	£169,902.26

ACCESS	Contract	England and Wales
24 month ratio of assessments to patient IDs	1.02	1.09

ACTIVITY


Month	Adjusted Scheduled Activity (UOA)	
	2017	2018
April	126	0
May	546	483
June	777	588
July	945	1,517
August	1,264	2,194
September	1,999	2,404
October	2,423	2,719
November	2,591	2,803
December	2,866	2,803
January	2,929	
February	2,929	
March	2,929	
April	2,930	
May	2,930	
June	2,930	

QUALITY	Contract Quantity	Contract Base Number	Contract *	Region	England
% of all assessments that were assess and fit appliances (rolling 12 month period)	137	144	95.1%	57.7%	58.6%
% of all assessments that were assess and refuse (rolling 12 month period)	1	144	0.7%	11.3%	11.3%
% of all assessments that were assess and review (rolling 12 month period)	6	144	4.2%	31.0%	30.0%
% of terminated courses where treatment was abandoned or discontinued (rolling 12 month period)	0	72	0.0%	8.4%	7.4%
% of completed treatments indicating that PAR score was taken (year to date)	62	63	98.4%	61.0%	64.3%
Rate of removable appliances per 100 fixed appliances - proposed treatment (rolling 12 month period)	1	274	0.36	7.20	5.53
Rate of removable appliances per 100 fixed appliances - completed treatment (rolling 12 month period)	0	2	0.00	6.14	4.60
% of courses of treatment with removable appliances only - proposed treatment (rolling 12 month period)	0	137	0.0%	2.5%	1.9%
% of courses of treatment with removable appliances only - completed treatment (rolling 12 month period)	0	72	0.0%	1.6%	1.4%
% of patients satisfied with the treatment they have received (rolling 12 month period)	5	5	100.0%	96.5%	95.9%

* Figures in italics indicate that the base number is less than 100.

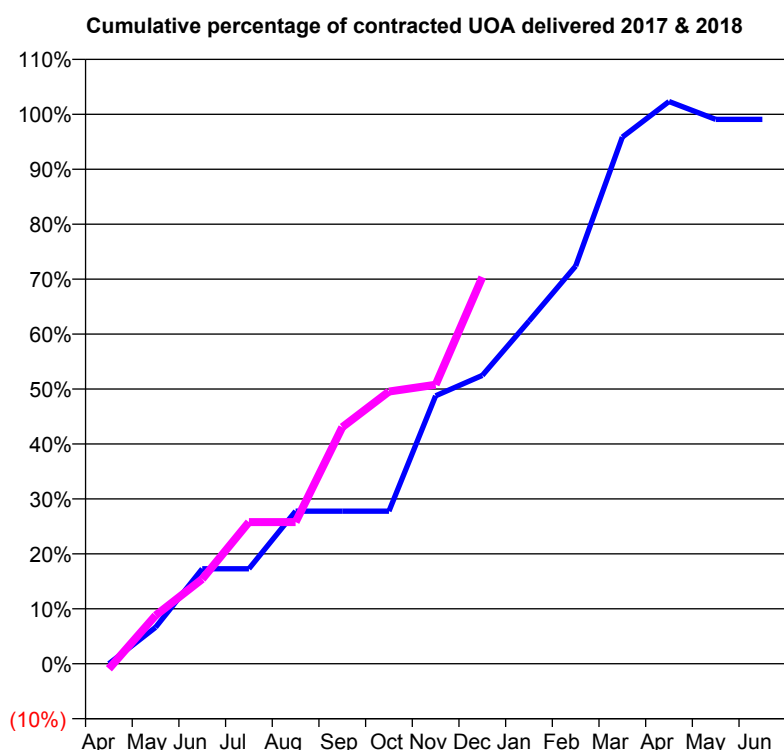
Q58 - Vital Signs Orthodontic At a Glance Contract Report for 155438/0003 - December 2017

Name or company name	Syteldent Ltd
Contract type name	GDS Contract
Purpose of contract	General and Orthodontic
Contract start date	01/08/2008
Contract end date	

17/18 Contracted general activity (UDA)	23,050
Carry forward general activity (UDA)	-185
17/18 Contracted orthodontic activity (UOA)	648
Carry forward orthodontic activity (UOA)	6
Baseline contract value	£623,322.50

ACCESS

	Contract	England and Wales
24 month ratio of assessments to patient IDs	1.17	1.09

ACTIVITY


Month	Adjusted Scheduled Activity (UOA)	
	2017	2018
April	0	-6
May	43	57
June	112	100
July	112	167
August	180	167
September	180	279
October	180	321
November	316	329
December	340	456
January	404	
February	469	
March	621	
April	663	
May	642	
June	642	

QUALITY

	Contract Quantity	Contract Base Number	Contract *	Region	England
% of all assessments that were assess and fit appliances (rolling 12 month period)	37	66	56.1%	57.7%	58.6%
% of all assessments that were assess and refuse (rolling 12 month period)	14	66	21.2%	11.3%	11.3%
% of all assessments that were assess and review (rolling 12 month period)	15	66	22.7%	31.0%	30.0%
% of terminated courses where treatment was abandoned or discontinued (rolling 12 month period)	9	41	22.0%	8.4%	7.4%
% of completed treatments indicating that PAR score was taken (year to date)	29	32	90.6%	61.0%	64.3%
Rate of removable appliances per 100 fixed appliances - proposed treatment (rolling 12 month period)	5	69	7.25	7.20	5.53
Rate of removable appliances per 100 fixed appliances - completed treatment (rolling 12 month period)	0	60	0.00	6.14	4.60
% of courses of treatment with removable appliances only - proposed treatment (rolling 12 month period)	2	37	5.4%	2.5%	1.9%
% of courses of treatment with removable appliances only - completed treatment (rolling 12 month period)	0	32	0.0%	1.6%	1.4%
% of patients satisfied with the treatment they have received (rolling 12 month period)	4	4	100.0%	96.5%	95.9%

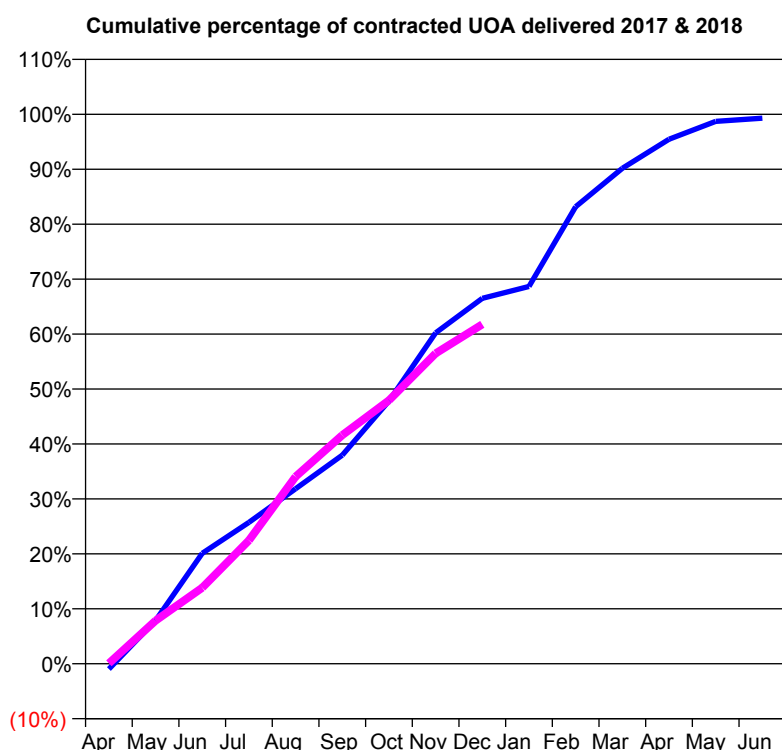
* Figures in italics indicate that the base number is less than 100.

Q58 - Vital Signs Orthodontic At a Glance Contract Report for 166901/0002 - December 2017

Name or company name	Purely Orthodontics
Contract type name	PDS Contract
Purpose of contract	Orthodontic
Contract start date	08/08/2007
Contract end date	31/03/2019

17/18 Contracted general activity (UDA)	0
Carry forward general activity (UDA)	0
17/18 Contracted orthodontic activity (UOA)	10,707
Carry forward orthodontic activity (UOA)	75
Baseline contract value	£662,469.20

ACCESS	Contract	England and Wales
24 month ratio of assessments to patient IDs	1.03	1.09

ACTIVITY


Month	Adjusted Scheduled Activity (UOA)	
	2017	2018
April	-105	9
May	842	840
June	2,153	1,482
July	2,755	2,405
August	3,411	3,647
September	4,066	4,456
October	5,121	5,132
November	6,448	6,048
December	7,120	6,613
January	7,351	
February	8,906	
March	9,654	
April	10,219	
May	10,568	
June	10,632	

QUALITY	Contract Quantity	Contract Base Number	Contract *	Region	England
% of all assessments that were assess and fit appliances (rolling 12 month period)	473	814	58.1%	57.7%	58.6%
% of all assessments that were assess and refuse (rolling 12 month period)	43	814	5.3%	11.3%	11.3%
% of all assessments that were assess and review (rolling 12 month period)	298	814	36.6%	31.0%	30.0%
% of terminated courses where treatment was abandoned or discontinued (rolling 12 month period)	17	524	3.2%	8.4%	7.4%
% of completed treatments indicating that PAR score was taken (year to date)	114	385	29.6%	61.0%	64.3%
Rate of removable appliances per 100 fixed appliances - proposed treatment (rolling 12 month period)	65	932	6.97	7.20	5.53
Rate of removable appliances per 100 fixed appliances - completed treatment (rolling 12 month period)	106	1,003	10.57	6.14	4.60
% of courses of treatment with removable appliances only - proposed treatment (rolling 12 month period)	2	473	0.4%	2.5%	1.9%
% of courses of treatment with removable appliances only - completed treatment (rolling 12 month period)	2	507	0.4%	1.6%	1.4%
% of patients satisfied with the treatment they have received (rolling 12 month period)	6	6	100.0%	96.5%	95.9%

* Figures in italics indicate that the base number is less than 100.

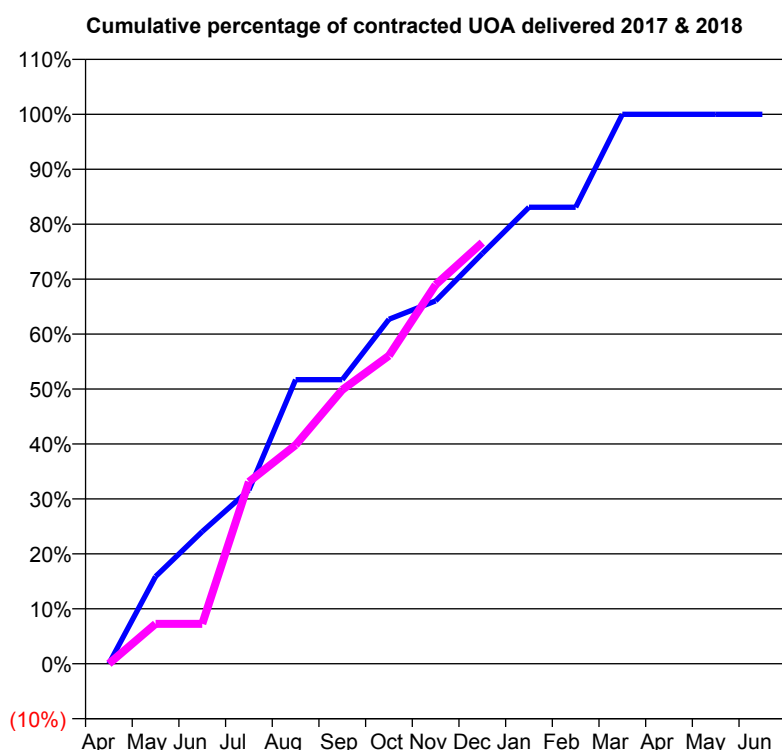
Q58 - Vital Signs Orthodontic At a Glance Contract Report for 167045/0001 - December 2017

Name or company name	QUALITY DENTAL CARE LIMITED
Contract type name	GDS Contract
Purpose of contract	General and Orthodontic
Contract start date	05/02/2008
Contract end date	

17/18 Contracted general activity (UDA)	18,500
Carry forward general activity (UDA)	0
17/18 Contracted orthodontic activity (UOA)	4,389
Carry forward orthodontic activity (UOA)	0
Baseline contract value	£708,904.14

ACCESS	Contract	England and Wales
--------	----------	-------------------

24 month ratio of assessments to patient IDs	1.27	1.09
--	------	------

ACTIVITY


Month	Adjusted Scheduled Activity (UOA)	
	2017	2018
April	0	0
May	697	319
June	1,056	319
July	1,387	1,453
August	2,269	1,747
September	2,269	2,188
October	2,752	2,461
November	2,899	3,028
December	3,277	3,364
January	3,646	
February	3,646	
March	4,389	
April	4,389	
May	4,389	
June	4,389	

QUALITY	Contract Quantity	Contract Base Number	Contract *	Region	England
% of all assessments that were assess and fit appliances (rolling 12 month period)	198	584	33.9%	57.7%	58.6%
% of all assessments that were assess and refuse (rolling 12 month period)	41	584	7.0%	11.3%	11.3%
% of all assessments that were assess and review (rolling 12 month period)	345	584	59.1%	31.0%	30.0%
% of terminated courses where treatment was abandoned or discontinued (rolling 12 month period)	35	249	14.1%	8.4%	7.4%
% of completed treatments indicating that PAR score was taken (year to date)	158	170	92.9%	61.0%	64.3%
Rate of removable appliances per 100 fixed appliances - proposed treatment (rolling 12 month period)	55	392	14.03	7.20	5.53
Rate of removable appliances per 100 fixed appliances - completed treatment (rolling 12 month period)	47	422	11.14	6.14	4.60
% of courses of treatment with removable appliances only - proposed treatment (rolling 12 month period)	1	198	0.5%	2.5%	1.9%
% of courses of treatment with removable appliances only - completed treatment (rolling 12 month period)	2	214	0.9%	1.6%	1.4%
% of patients satisfied with the treatment they have received (rolling 12 month period)	8	8	100.0%	96.5%	95.9%

* Figures in italics indicate that the base number is less than 100.

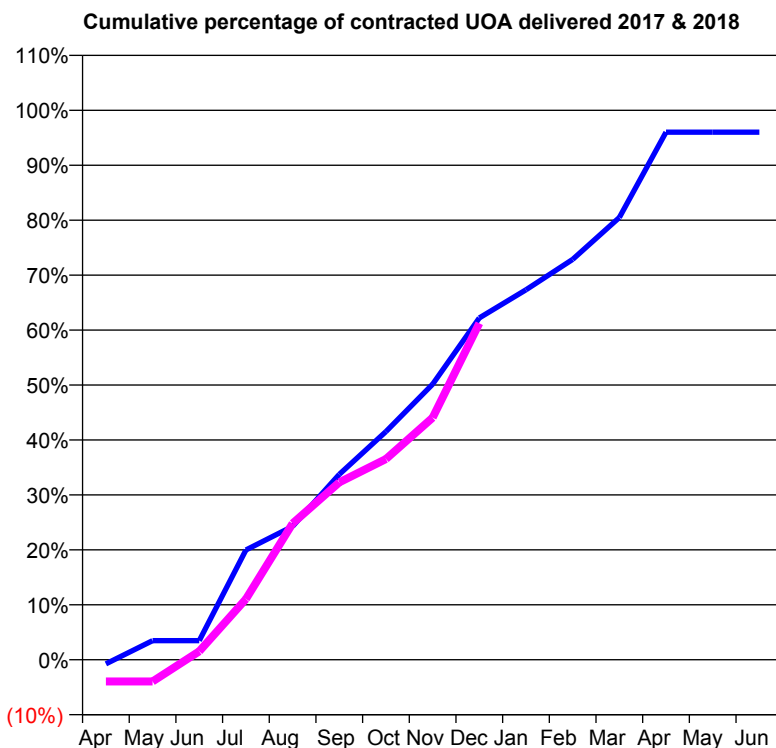
Q58 - Vital Signs Orthodontic At a Glance Contract Report for 168513/0001 - December 2017

Name or company name	MHT Solutions Ltd
Contract type name	PDS Contract
Purpose of contract	Orthodontic
Contract start date	01/06/2011
Contract end date	31/05/2021

17/18 Contracted general activity (UDA)	0
Carry forward general activity (UDA)	0
17/18 Contracted orthodontic activity (UOA)	9,937
Carry forward orthodontic activity (UOA)	395
Baseline contract value	£662,310.10

ACCESS

	Contract	England and Wales
24 month ratio of assessments to patient IDs	1.04	1.09

ACTIVITY


Month	Adjusted Scheduled Activity (UOA)	
	2017	2018
April	-77	-395
May	345	-395
June	345	152
July	1,983	1,099
August	2,407	2,466
September	3,345	3,209
October	4,119	3,630
November	4,973	4,378
December	6,168	6,084
January	6,677	
February	7,225	
March	7,981	
April	9,522	
May	9,522	
June	9,522	

QUALITY

	Contract Quantity	Contract Base Number	Contract *	Region	England
% of all assessments that were assess and fit appliances (rolling 12 month period)	468	642	72.9%	57.7%	58.6%
% of all assessments that were assess and refuse (rolling 12 month period)	172	642	26.8%	11.3%	11.3%
% of all assessments that were assess and review (rolling 12 month period)	2	642	0.3%	31.0%	30.0%
% of terminated courses where treatment was abandoned or discontinued (rolling 12 month period)	9	342	2.6%	8.4%	7.4%
% of completed treatments indicating that PAR score was taken (year to date)	171	243	70.4%	61.0%	64.3%
Rate of removable appliances per 100 fixed appliances - proposed treatment (rolling 12 month period)	52	865	6.01	7.20	5.53
Rate of removable appliances per 100 fixed appliances - completed treatment (rolling 12 month period)	29	603	4.81	6.14	4.60
% of courses of treatment with removable appliances only - proposed treatment (rolling 12 month period)	11	468	2.4%	2.5%	1.9%
% of courses of treatment with removable appliances only - completed treatment (rolling 12 month period)	5	333	1.5%	1.6%	1.4%
% of patients satisfied with the treatment they have received (rolling 12 month period)	19	19	100.0%	96.5%	95.9%

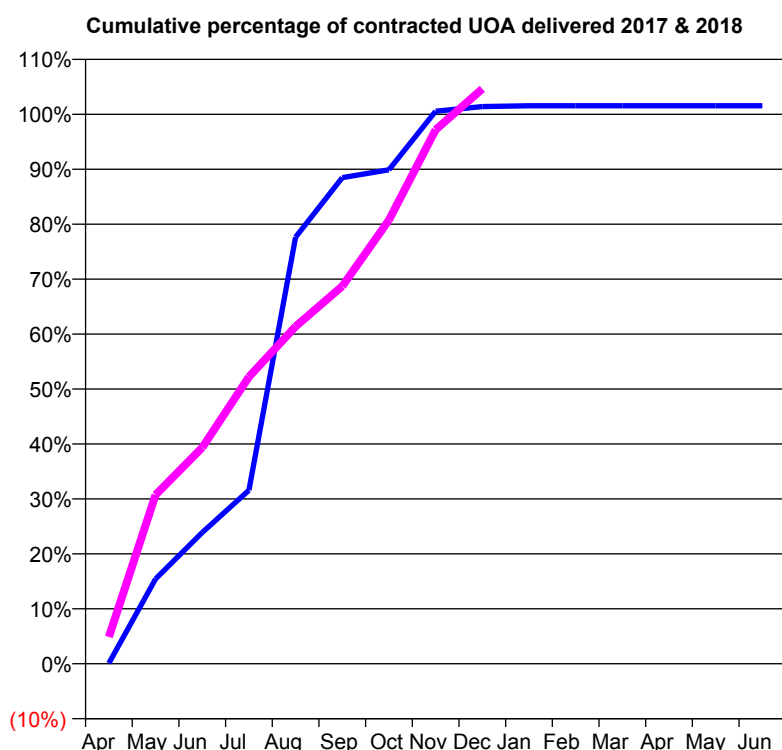
* Figures in italics indicate that the base number is less than 100.

Q58 - Vital Signs Orthodontic At a Glance Contract Report for 171247/0001 - December 2017

Name or company name	Sharing Smiles Orthodontics Ltd
Contract type name	PDS Contract
Purpose of contract	Orthodontic
Contract start date	01/08/2010
Contract end date	31/03/2019

17/18 Contracted general activity (UDA)	0
Carry forward general activity (UDA)	0
17/18 Contracted orthodontic activity (UOA)	18,907
Carry forward orthodontic activity (UOA)	0
Baseline contract value	£1,141,050.94

ACCESS	Contract	England and Wales
24 month ratio of assessments to patient IDs	1.00	1.09

ACTIVITY


Month	Adjusted Scheduled Activity (UOA)	
	2017	2018
April	21	924
May	2,919	5,811
June	4,515	7,438
July	5,971	9,870
August	14,680	11,607
September	16,727	12,990
October	16,998	15,269
November	19,011	18,371
December	19,171	19,782
January	19,197	
February	19,197	
March	19,197	
April	19,197	
May	19,197	
June	19,197	

QUALITY

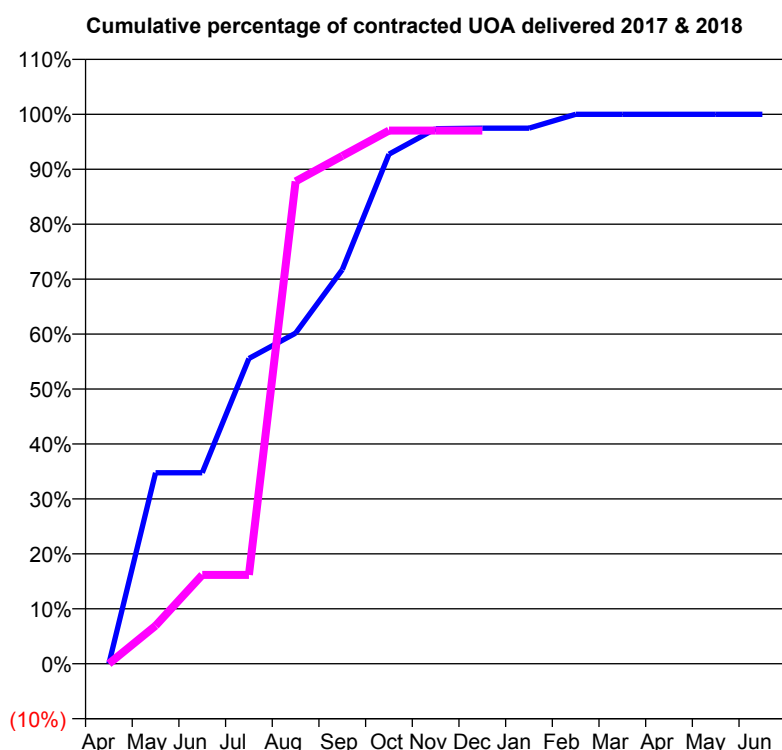
	Contract Quantity	Contract Base Number	Contract *	Region	England
% of all assessments that were assess and fit appliances (rolling 12 month period)	938	1,107	84.7%	57.7%	58.6%
% of all assessments that were assess and refuse (rolling 12 month period)	167	1,107	15.1%	11.3%	11.3%
% of all assessments that were assess and review (rolling 12 month period)	2	1,107	0.2%	31.0%	30.0%
% of terminated courses where treatment was abandoned or discontinued (rolling 12 month period)	10	848	1.2%	8.4%	7.4%
% of completed treatments indicating that PAR score was taken (year to date)	636	683	93.1%	61.0%	64.3%
Rate of removable appliances per 100 fixed appliances - proposed treatment (rolling 12 month period)	0	1,865	0.00	7.20	5.53
Rate of removable appliances per 100 fixed appliances - completed treatment (rolling 12 month period)	1	1,674	0.06	6.14	4.60
% of courses of treatment with removable appliances only - proposed treatment (rolling 12 month period)	0	938	0.0%	2.5%	1.9%
% of courses of treatment with removable appliances only - completed treatment (rolling 12 month period)	0	838	0.0%	1.6%	1.4%
% of patients satisfied with the treatment they have received (rolling 12 month period)	20	22	90.9%	96.5%	95.9%

* Figures in italics indicate that the base number is less than 100.

Q58 - Vital Signs Orthodontic At a Glance Contract Report for 178187/0001 - December 2017

Name or company name	Oradi Ltd.	17/18 Contracted general activity (UDA)	0
Contract type name	PDS Contract	Carry forward general activity (UDA)	0
Purpose of contract	General and Orthodontic	17/18 Contracted orthodontic activity (UOA)	909
Contract start date	01/04/2008	Carry forward orthodontic activity (UOA)	0
Contract end date	31/03/2026	Baseline contract value	£59,620.06

ACCESS	Contract	England and Wales
24 month ratio of assessments to patient IDs	1.05	1.09

ACTIVITY


Month	Adjusted Scheduled Activity (UOA)	
	2017	2018
April	0	0
May	316	63
June	316	147
July	505	147
August	547	798
September	652	840
October	843	882
November	885	882
December	886	882
January	886	
February	909	
March	909	
April	909	
May	909	
June	909	

QUALITY	Contract Quantity	Contract Base Number	Contract *	Region	England
% of all assessments that were assess and fit appliances (rolling 12 month period)	47	70	67.1%	57.7%	58.6%
% of all assessments that were assess and refuse (rolling 12 month period)	7	70	10.0%	11.3%	11.3%
% of all assessments that were assess and review (rolling 12 month period)	16	70	22.9%	31.0%	30.0%
% of terminated courses where treatment was abandoned or discontinued (rolling 12 month period)	3	38	7.9%	8.4%	7.4%
% of completed treatments indicating that PAR score was taken (year to date)	22	23	95.7%	61.0%	64.3%
Rate of removable appliances per 100 fixed appliances - proposed treatment (rolling 12 month period)	0	88	0.00	7.20	5.53
Rate of removable appliances per 100 fixed appliances - completed treatment (rolling 12 month period)	0	57	0.00	6.14	4.60
% of courses of treatment with removable appliances only - proposed treatment (rolling 12 month period)	0	47	0.0%	2.5%	1.9%
% of courses of treatment with removable appliances only - completed treatment (rolling 12 month period)	0	35	0.0%	1.6%	1.4%
% of patients satisfied with the treatment they have received (rolling 12 month period)	1	1	100.0%	96.5%	95.9%

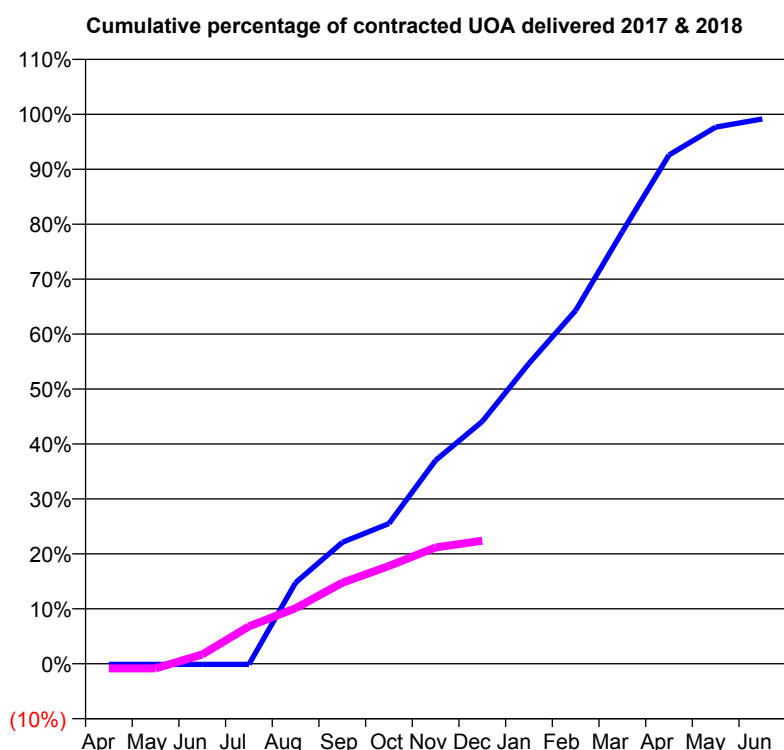
* Figures in italics indicate that the base number is less than 100.

Q58 - Vital Signs Orthodontic At a Glance Contract Report for 181080/0001 - December 2017

Name or company name	Watford Orthodontic Practice
Contract type name	PDS Contract
Purpose of contract	Orthodontic
Contract start date	01/04/2014
Contract end date	31/03/2019

17/18 Contracted general activity (UDA)	0
Carry forward general activity (UDA)	0
17/18 Contracted orthodontic activity (UOA)	7,633
Carry forward orthodontic activity (UOA)	65
Baseline contract value	£475,952.05

ACCESS	Contract	England and Wales
24 month ratio of assessments to patient IDs	1.05	1.09

ACTIVITY


Month	Adjusted Scheduled Activity (UOA)	
	2017	2018
April	-11	-65
May	-11	-65
June	-11	128
July	-11	520
August	1,127	771
September	1,686	1,125
October	1,948	1,359
November	2,825	1,617
December	3,367	1,709
January	4,172	
February	4,908	
March	6,002	
April	7,067	
May	7,455	
June	7,568	

QUALITY	Contract Quantity	Contract Base Number	Contract *	Region	England
% of all assessments that were assess and fit appliances (rolling 12 month period)	288	440	65.5%	57.7%	58.6%
% of all assessments that were assess and refuse (rolling 12 month period)	23	440	5.2%	11.3%	11.3%
% of all assessments that were assess and review (rolling 12 month period)	129	440	29.3%	31.0%	30.0%
% of terminated courses where treatment was abandoned or discontinued (rolling 12 month period)	25	219	11.4%	8.4%	7.4%
% of completed treatments indicating that PAR score was taken (year to date)	39	155	25.2%	61.0%	64.3%
Rate of removable appliances per 100 fixed appliances - proposed treatment (rolling 12 month period)	165	485	34.02	7.20	5.53
Rate of removable appliances per 100 fixed appliances - completed treatment (rolling 12 month period)	41	371	11.05	6.14	4.60
% of courses of treatment with removable appliances only - proposed treatment (rolling 12 month period)	35	288	12.2%	2.5%	1.9%
% of courses of treatment with removable appliances only - completed treatment (rolling 12 month period)	6	194	3.1%	1.6%	1.4%
% of patients satisfied with the treatment they have received (rolling 12 month period)	10	10	100.0%	96.5%	95.9%

* Figures in italics indicate that the base number is less than 100.

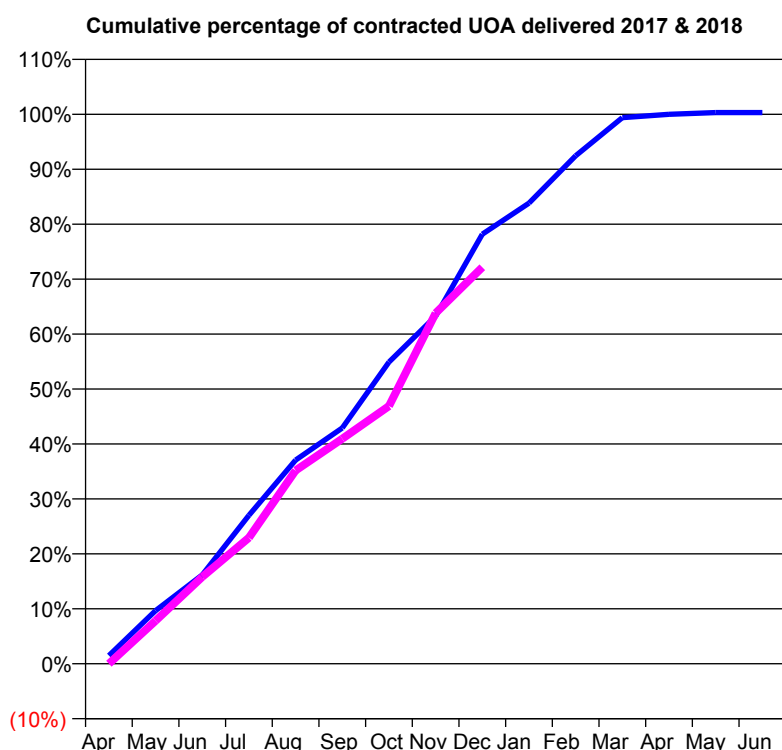
Q58 - Vital Signs Orthodontic At a Glance Contract Report for 186872/0005 - December 2017

Name or company name	ORTHOWORLD 2000 LTD
Contract type name	PDS Contract
Purpose of contract	Orthodontic
Contract start date	01/04/2006
Contract end date	31/03/2018

17/18 Contracted general activity (UDA)	0
Carry forward general activity (UDA)	0
17/18 Contracted orthodontic activity (UOA)	7,225
Carry forward orthodontic activity (UOA)	0
Baseline contract value	£489,736.81

ACCESS

	Contract	England and Wales
24 month ratio of assessments to patient IDs	1.06	1.09

ACTIVITY


Month	Adjusted Scheduled Activity (UOA)	
	2017	2018
April	107	0
May	698	566
June	1,168	1,142
July	1,953	1,657
August	2,678	2,542
September	3,100	2,958
October	3,966	3,389
November	4,570	4,610
December	5,648	5,213
January	6,057	
February	6,680	
March	7,181	
April	7,224	
May	7,247	
June	7,247	

QUALITY

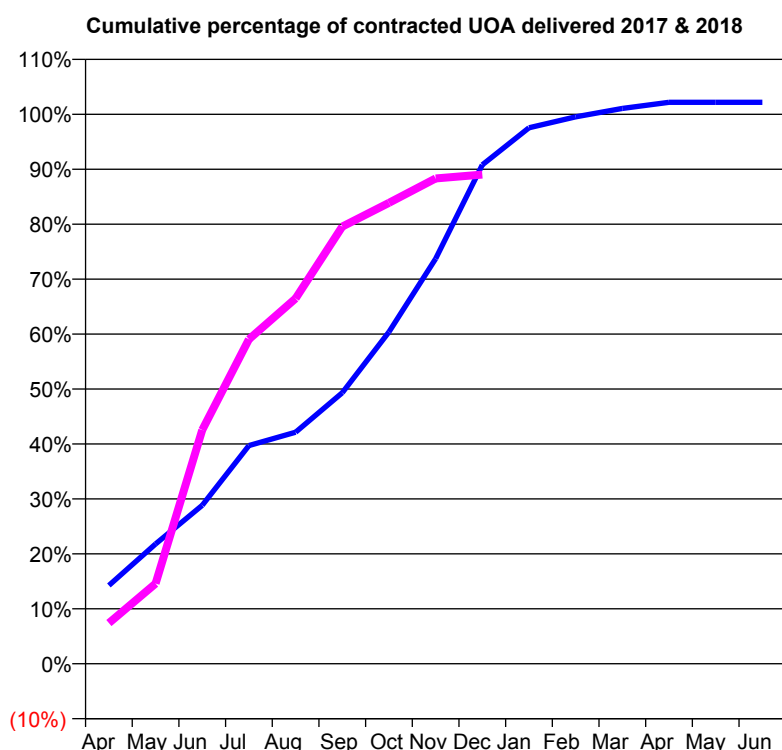
	Contract Quantity	Contract Base Number	Contract *	Region	England
% of all assessments that were assess and fit appliances (rolling 12 month period)	323	471	68.6%	57.7%	58.6%
% of all assessments that were assess and refuse (rolling 12 month period)	51	471	10.8%	11.3%	11.3%
% of all assessments that were assess and review (rolling 12 month period)	97	471	20.6%	31.0%	30.0%
% of terminated courses where treatment was abandoned or discontinued (rolling 12 month period)	27	246	11.0%	8.4%	7.4%
% of completed treatments indicating that PAR score was taken (year to date)	38	158	24.1%	61.0%	64.3%
Rate of removable appliances per 100 fixed appliances - proposed treatment (rolling 12 month period)	21	630	3.33	7.20	5.53
Rate of removable appliances per 100 fixed appliances - completed treatment (rolling 12 month period)	5	421	1.19	6.14	4.60
% of courses of treatment with removable appliances only - proposed treatment (rolling 12 month period)	4	323	1.2%	2.5%	1.9%
% of courses of treatment with removable appliances only - completed treatment (rolling 12 month period)	2	219	0.9%	1.6%	1.4%
% of patients satisfied with the treatment they have received (rolling 12 month period)	7	7	100.0%	96.5%	95.9%

* Figures in italics indicate that the base number is less than 100.

Q58 - Vital Signs Orthodontic At a Glance Contract Report for 187402/0003 - December 2017

Name or company name	Moopen Dental Care	17/18 Contracted general activity (UDA)	44,871
Contract type name	GDS Contract	Carry forward general activity (UDA)	2,509
Purpose of contract	General and Orthodontic	17/18 Contracted orthodontic activity (UOA)	2,926
Contract start date	01/02/2015	Carry forward orthodontic activity (UOA)	0
Contract end date		Baseline contract value	£1,414,517.63

ACCESS	Contract	England and Wales
24 month ratio of assessments to patient IDs	1.21	1.09

ACTIVITY


Month	Adjusted Scheduled Activity (UOA)	
	2017	2018
April	417	217
May	638	427
June	844	1,245
July	1,162	1,728
August	1,233	1,945
September	1,443	2,328
October	1,767	2,454
November	2,157	2,584
December	2,657	2,605
January	2,854	
February	2,912	
March	2,957	
April	2,990	
May	2,990	
June	2,990	

QUALITY	Contract Quantity	Contract Base Number	Contract *	Region	England
% of all assessments that were assess and fit appliances (rolling 12 month period)	132	370	35.7%	57.7%	58.6%
% of all assessments that were assess and refuse (rolling 12 month period)	53	370	14.3%	11.3%	11.3%
% of all assessments that were assess and review (rolling 12 month period)	185	370	50.0%	31.0%	30.0%
% of terminated courses where treatment was abandoned or discontinued (rolling 12 month period)	8	88	9.1%	8.4%	7.4%
% of completed treatments indicating that PAR score was taken (year to date)	34	34	100.0%	61.0%	64.3%
Rate of removable appliances per 100 fixed appliances - proposed treatment (rolling 12 month period)	17	249	6.83	7.20	5.53
Rate of removable appliances per 100 fixed appliances - completed treatment (rolling 12 month period)	0	0	N/A	6.14	4.60
% of courses of treatment with removable appliances only - proposed treatment (rolling 12 month period)	2	132	1.5%	2.5%	1.9%
% of courses of treatment with removable appliances only - completed treatment (rolling 12 month period)	0	80	0.0%	1.6%	1.4%
% of patients satisfied with the treatment they have received (rolling 12 month period)	3	3	100.0%	96.5%	95.9%

* Figures in italics indicate that the base number is less than 100.

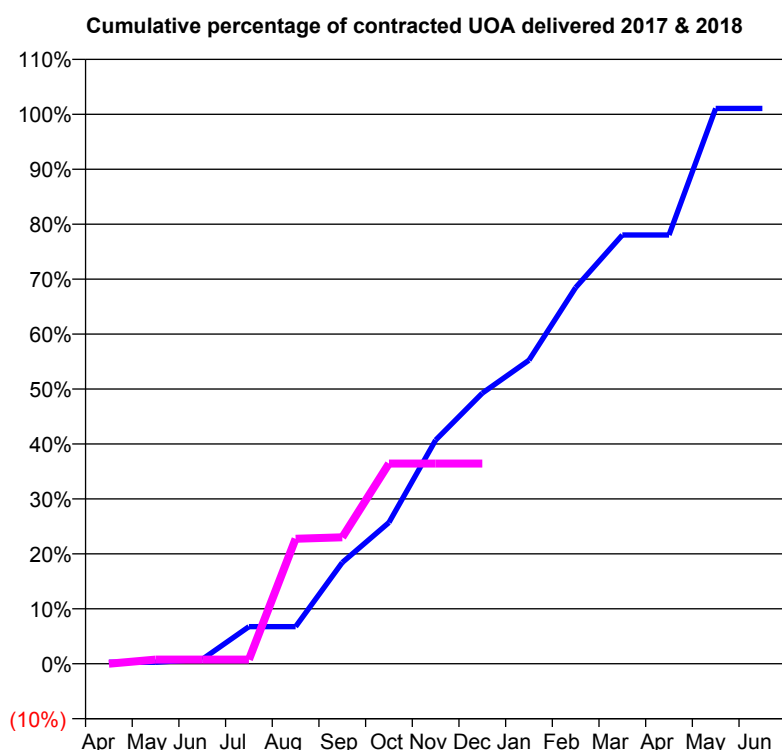
Q58 - Vital Signs Orthodontic At a Glance Contract Report for 187801/0002 - December 2017

Name or company name	Cheyne Walk
Contract type name	PDS Contract
Purpose of contract	Orthodontic
Contract start date	08/08/2007
Contract end date	31/03/2019

17/18 Contracted general activity (UDA)	0
Carry forward general activity (UDA)	0
17/18 Contracted orthodontic activity (UOA)	8,135
Carry forward orthodontic activity (UOA)	0
Baseline contract value	£537,438.31

ACCESS

	Contract	England and Wales
24 month ratio of assessments to patient IDs	1.01	1.09

ACTIVITY


Month	Adjusted Scheduled Activity (UOA)	
	2017	2018
April	22	0
May	22	63
June	66	63
July	549	63
August	549	1,850
September	1,500	1,872
October	2,092	2,964
November	3,311	2,964
December	4,006	2,964
January	4,494	
February	5,569	
March	6,348	
April	6,348	
May	8,221	
June	8,221	

QUALITY

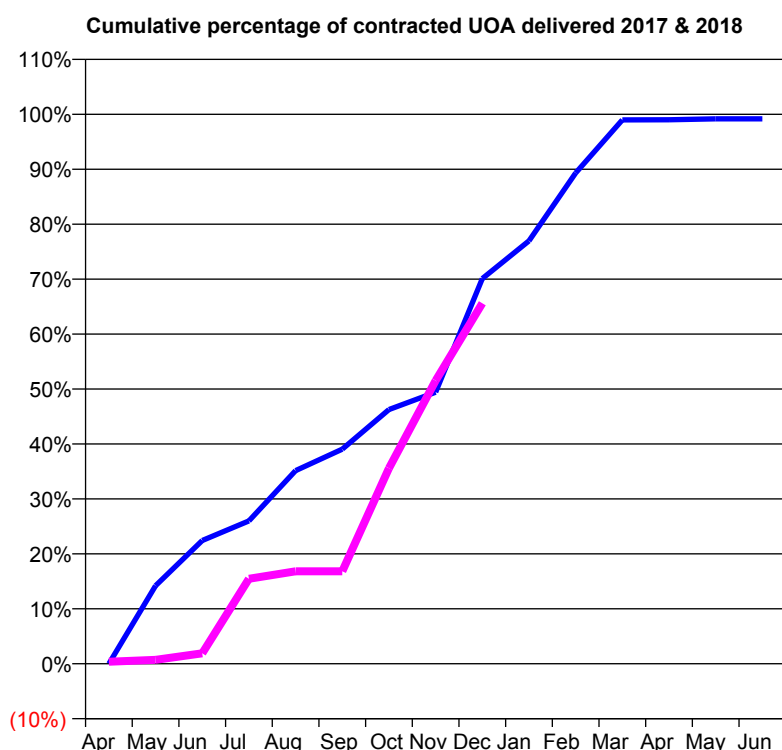
	Contract Quantity	Contract Base Number	Contract *	Region	England
% of all assessments that were assess and fit appliances (rolling 12 month period)	356	362	98.3%	57.7%	58.6%
% of all assessments that were assess and refuse (rolling 12 month period)	4	362	1.1%	11.3%	11.3%
% of all assessments that were assess and review (rolling 12 month period)	2	362	0.6%	31.0%	30.0%
% of terminated courses where treatment was abandoned or discontinued (rolling 12 month period)	0	316	0.0%	8.4%	7.4%
% of completed treatments indicating that PAR score was taken (year to date)	233	236	98.7%	61.0%	64.3%
Rate of removable appliances per 100 fixed appliances - proposed treatment (rolling 12 month period)	3	358	0.84	7.20	5.53
Rate of removable appliances per 100 fixed appliances - completed treatment (rolling 12 month period)	0	312	0.00	6.14	4.60
% of courses of treatment with removable appliances only - proposed treatment (rolling 12 month period)	0	356	0.0%	2.5%	1.9%
% of courses of treatment with removable appliances only - completed treatment (rolling 12 month period)	0	316	0.0%	1.6%	1.4%
% of patients satisfied with the treatment they have received (rolling 12 month period)	23	26	88.5%	96.5%	95.9%

* Figures in italics indicate that the base number is less than 100.

Q58 - Vital Signs Orthodontic At a Glance Contract Report for 188093/0001 - December 2017

Name or company name	Inline Orthodontics	17/18 Contracted general activity (UDA)	0
Contract type name	PDS Contract	Carry forward general activity (UDA)	0
Purpose of contract	Orthodontic	17/18 Contracted orthodontic activity (UOA)	12,238
Contract start date	01/10/2014	Carry forward orthodontic activity (UOA)	102
Contract end date	31/03/2019	Baseline contract value	£802,599.50

ACCESS	Contract	England and Wales
24 month ratio of assessments to patient IDs	1.07	1.09

ACTIVITY


Month	Adjusted Scheduled Activity (UOA)	
	2017	2018
April	0	45
May	1,740	87
June	2,746	234
July	3,182	1,893
August	4,302	2,061
September	4,779	2,061
October	5,661	4,354
November	6,047	6,307
December	8,579	8,029
January	9,419	
February	10,931	
March	12,111	
April	12,115	
May	12,136	
June	12,136	

QUALITY	Contract Quantity	Contract Base Number	Contract *	Region	England
% of all assessments that were assess and fit appliances (rolling 12 month period)	559	559	100.0%	57.7%	58.6%
% of all assessments that were assess and refuse (rolling 12 month period)	0	559	0.0%	11.3%	11.3%
% of all assessments that were assess and review (rolling 12 month period)	0	559	0.0%	31.0%	30.0%
% of terminated courses where treatment was abandoned or discontinued (rolling 12 month period)	23	505	4.6%	8.4%	7.4%
% of completed treatments indicating that PAR score was taken (year to date)	100	388	25.8%	61.0%	64.3%
Rate of removable appliances per 100 fixed appliances - proposed treatment (rolling 12 month period)	2	1,109	0.18	7.20	5.53
Rate of removable appliances per 100 fixed appliances - completed treatment (rolling 12 month period)	28	940	2.98	6.14	4.60
% of courses of treatment with removable appliances only - proposed treatment (rolling 12 month period)	1	559	0.2%	2.5%	1.9%
% of courses of treatment with removable appliances only - completed treatment (rolling 12 month period)	2	482	0.4%	1.6%	1.4%
% of patients satisfied with the treatment they have received (rolling 12 month period)	17	17	100.0%	96.5%	95.9%

* Figures in italics indicate that the base number is less than 100.

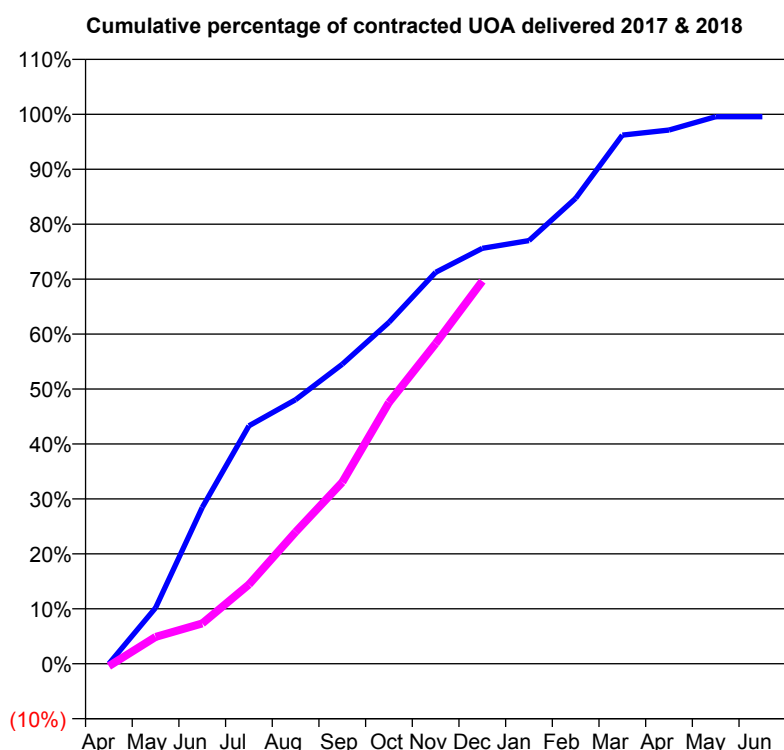
Q58 - Vital Signs Orthodontic At a Glance Contract Report for 192961/0001 - December 2017

Name or company name	Mrs P Hadj-Bagheri, Mr M Eyrumlu and Mr
Contract type name	GDS Contract
Purpose of contract	Orthodontic
Contract start date	01/12/2014
Contract end date	

17/18 Contracted general activity (UDA)	0
Carry forward general activity (UDA)	0
17/18 Contracted orthodontic activity (UOA)	4,500
Carry forward orthodontic activity (UOA)	20
Baseline contract value	£273,695.43

ACCESS	Contract	England and Wales
--------	----------	-------------------

24 month ratio of assessments to patient IDs	1.10	1.09
--	------	------

ACTIVITY


Month	Adjusted Scheduled Activity (UOA)	
	2017	2018
April	0	-20
May	458	220
June	1,280	330
July	1,949	649
August	2,163	1,080
September	2,453	1,487
October	2,796	2,140
November	3,206	2,623
December	3,402	3,133
January	3,465	
February	3,812	
March	4,329	
April	4,371	
May	4,480	
June	4,480	

QUALITY	Contract Quantity	Contract Base Number	Contract *	Region	England
---------	-------------------	----------------------	------------	--------	---------

% of all assessments that were assess and fit appliances (rolling 12 month period)	200	299	66.9%	57.7%	58.6%
% of all assessments that were assess and refuse (rolling 12 month period)	6	299	2.0%	11.3%	11.3%
% of all assessments that were assess and review (rolling 12 month period)	93	299	31.1%	31.0%	30.0%
% of terminated courses where treatment was abandoned or discontinued (rolling 12 month period)	0	6	0.0%	8.4%	7.4%
% of completed treatments indicating that PAR score was taken (year to date)	0	5	0.0%	61.0%	64.3%
Rate of removable appliances per 100 fixed appliances - proposed treatment (rolling 12 month period)	0	1	0.00	7.20	5.53
Rate of removable appliances per 100 fixed appliances - completed treatment (rolling 12 month period)	0	7	0.00	6.14	4.60
% of courses of treatment with removable appliances only - proposed treatment (rolling 12 month period)	0	200	0.0%	2.5%	1.9%
% of courses of treatment with removable appliances only - completed treatment (rolling 12 month period)	0	6	0.0%	1.6%	1.4%
% of patients satisfied with the treatment they have received (rolling 12 month period)	5	5	100.0%	96.5%	95.9%

* Figures in italics indicate that the base number is less than 100.

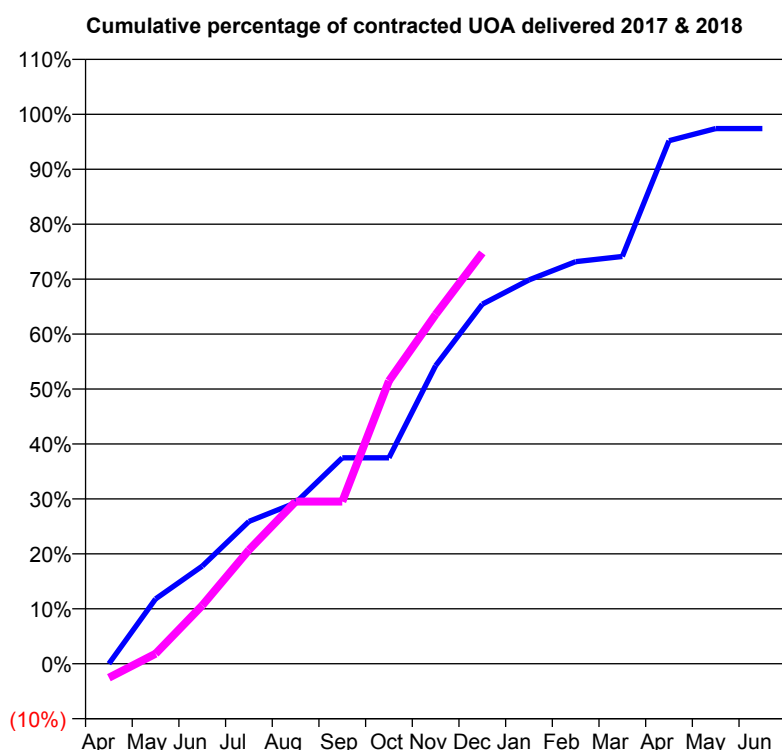
Q58 - Vital Signs Orthodontic At a Glance Contract Report for 196355/0001 - December 2017

Name or company name	Ortho-Tek Limited
Contract type name	PDS Contract
Purpose of contract	Orthodontic
Contract start date	01/04/2009
Contract end date	31/03/2019

17/18 Contracted general activity (UDA)	0
Carry forward general activity (UDA)	0
17/18 Contracted orthodontic activity (UOA)	1,911
Carry forward orthodontic activity (UOA)	49
Baseline contract value	£118,222.26

ACCESS	Contract	England and Wales
--------	----------	-------------------

24 month ratio of assessments to patient IDs	1.01	1.09
--	------	------

ACTIVITY


Month	Adjusted Scheduled Activity (UOA)	
	2017	2018
April	0	-49
May	224	35
June	337	203
July	491	396
August	556	564
September	711	564
October	711	984
November	1,029	1,215
December	1,241	1,429
January	1,325	
February	1,388	
March	1,406	
April	1,805	
May	1,847	
June	1,847	

QUALITY	Contract Quantity	Contract Base Number	Contract *	Region	England
---------	-------------------	----------------------	------------	--------	---------

% of all assessments that were assess and fit appliances (rolling 12 month period)	102	102	100.0%	57.7%	58.6%
% of all assessments that were assess and refuse (rolling 12 month period)	0	102	0.0%	11.3%	11.3%
% of all assessments that were assess and review (rolling 12 month period)	0	102	0.0%	31.0%	30.0%
% of terminated courses where treatment was abandoned or discontinued (rolling 12 month period)	5	89	5.6%	8.4%	7.4%
% of completed treatments indicating that PAR score was taken (year to date)	25	61	41.0%	61.0%	64.3%
Rate of removable appliances per 100 fixed appliances - proposed treatment (rolling 12 month period)	0	198	0.00	7.20	5.53
Rate of removable appliances per 100 fixed appliances - completed treatment (rolling 12 month period)	0	157	0.00	6.14	4.60
% of courses of treatment with removable appliances only - proposed treatment (rolling 12 month period)	0	102	0.0%	2.5%	1.9%
% of courses of treatment with removable appliances only - completed treatment (rolling 12 month period)	0	84	0.0%	1.6%	1.4%
% of patients satisfied with the treatment they have received (rolling 12 month period)	5	5	100.0%	96.5%	95.9%

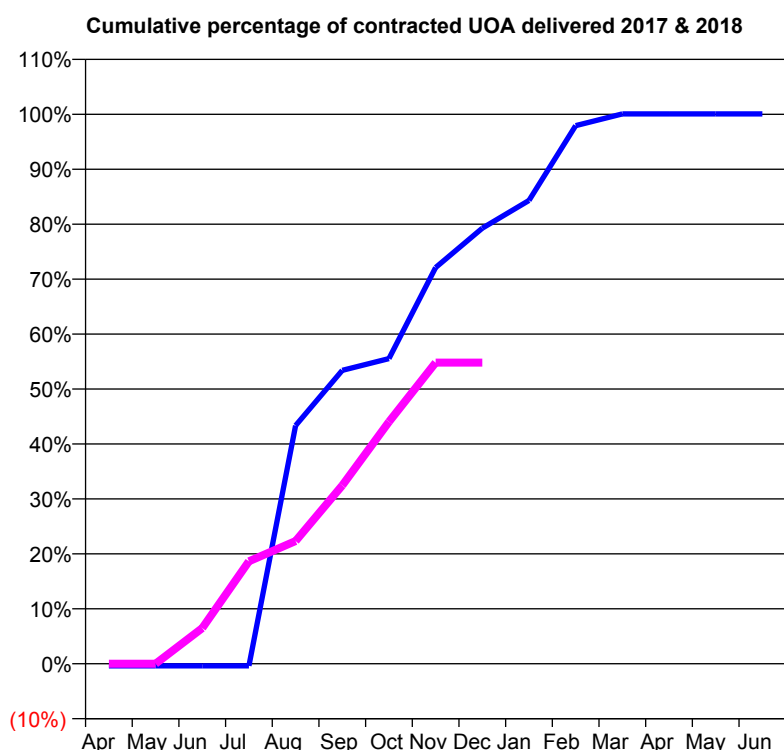
* Figures in italics indicate that the base number is less than 100.

Q58 - Vital Signs Orthodontic At a Glance Contract Report for 197726/0001 - December 2017

Name or company name	The Tomlinson Avenue Orthodontic Centre
Contract type name	PDS Contract
Purpose of contract	Orthodontic
Contract start date	15/12/2010
Contract end date	31/03/2019

17/18 Contracted general activity (UDA)	0
Carry forward general activity (UDA)	0
17/18 Contracted orthodontic activity (UOA)	2,937
Carry forward orthodontic activity (UOA)	0
Baseline contract value	£166,497.23

ACCESS	Contract	England and Wales
24 month ratio of assessments to patient IDs	1.02	1.09

ACTIVITY


Month	Adjusted Scheduled Activity (UOA)	
	2017	2018
April	-12	0
May	-12	0
June	-12	191
July	-12	548
August	1,273	656
September	1,568	953
October	1,631	1,293
November	2,118	1,610
December	2,328	1,610
January	2,476	
February	2,876	
March	2,939	
April	2,939	
May	2,939	
June	2,939	

QUALITY	Contract Quantity	Contract Base Number	Contract *	Region	England
% of all assessments that were assess and fit appliances (rolling 12 month period)	106	122	86.9%	57.7%	58.6%
% of all assessments that were assess and refuse (rolling 12 month period)	0	122	0.0%	11.3%	11.3%
% of all assessments that were assess and review (rolling 12 month period)	16	122	13.1%	31.0%	30.0%
% of terminated courses where treatment was abandoned or discontinued (rolling 12 month period)	1	55	1.8%	8.4%	7.4%
% of completed treatments indicating that PAR score was taken (year to date)	0	35	0.0%	61.0%	64.3%
Rate of removable appliances per 100 fixed appliances - proposed treatment (rolling 12 month period)	16	208	7.69	7.20	5.53
Rate of removable appliances per 100 fixed appliances - completed treatment (rolling 12 month period)	2	103	1.94	6.14	4.60
% of courses of treatment with removable appliances only - proposed treatment (rolling 12 month period)	0	106	0.0%	2.5%	1.9%
% of courses of treatment with removable appliances only - completed treatment (rolling 12 month period)	0	54	0.0%	1.6%	1.4%
% of patients satisfied with the treatment they have received (rolling 12 month period)	0	1	0.0%	96.5%	95.9%

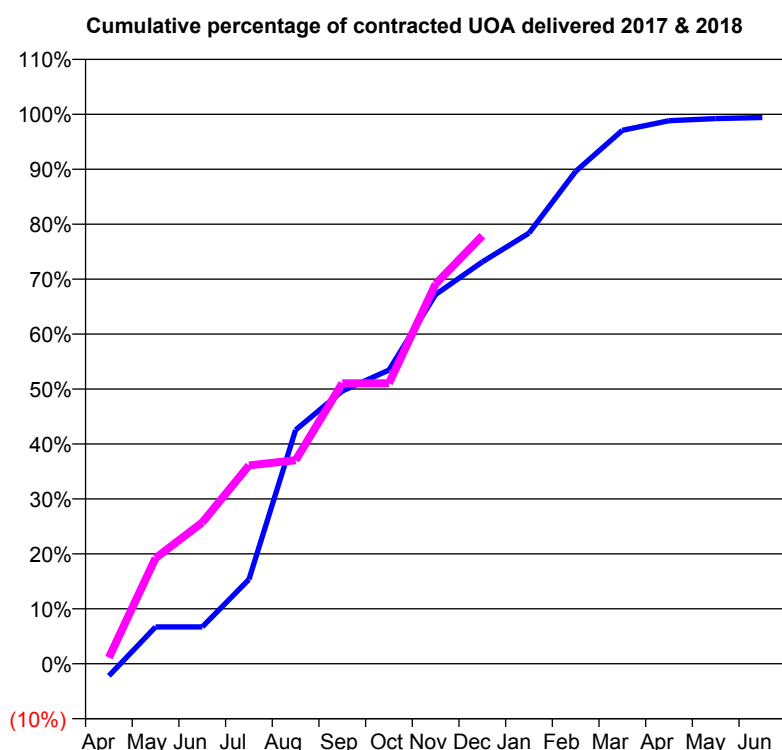
* Figures in italics indicate that the base number is less than 100.

Q58 - Vital Signs Orthodontic At a Glance Contract Report for 199761/0001 - December 2017

Name or company name	Watford Orthodontics Limited
Contract type name	PDS Contract
Purpose of contract	Orthodontic
Contract start date	01/04/2009
Contract end date	31/03/2018

17/18 Contracted general activity (UDA)	0
Carry forward general activity (UDA)	0
17/18 Contracted orthodontic activity (UOA)	11,015
Carry forward orthodontic activity (UOA)	65
Baseline contract value	£688,102.64

ACCESS	Contract	England and Wales
24 month ratio of assessments to patient IDs	1.03	1.09

ACTIVITY


Month	Adjusted Scheduled Activity (UOA)	
	2017	2018
April	-244	124
May	739	2,119
June	739	2,833
July	1,690	3,975
August	4,687	4,080
September	5,468	5,624
October	5,888	5,624
November	7,403	7,614
December	8,055	8,580
January	8,632	
February	9,871	
March	10,694	
April	10,887	
May	10,929	
June	10,950	

QUALITY

	Contract Quantity	Contract Base Number	Contract *	Region	England
% of all assessments that were assess and fit appliances (rolling 12 month period)	555	681	81.5%	57.7%	58.6%
% of all assessments that were assess and refuse (rolling 12 month period)	51	681	7.5%	11.3%	11.3%
% of all assessments that were assess and review (rolling 12 month period)	75	681	11.0%	31.0%	30.0%
% of terminated courses where treatment was abandoned or discontinued (rolling 12 month period)	18	497	3.6%	8.4%	7.4%
% of completed treatments indicating that PAR score was taken (year to date)	282	366	77.0%	61.0%	64.3%
Rate of removable appliances per 100 fixed appliances - proposed treatment (rolling 12 month period)	138	1,064	12.97	7.20	5.53
Rate of removable appliances per 100 fixed appliances - completed treatment (rolling 12 month period)	47	426	11.03	6.14	4.60
% of courses of treatment with removable appliances only - proposed treatment (rolling 12 month period)	8	555	1.4%	2.5%	1.9%
% of courses of treatment with removable appliances only - completed treatment (rolling 12 month period)	0	479	0.0%	1.6%	1.4%
% of patients satisfied with the treatment they have received (rolling 12 month period)	8	8	100.0%	96.5%	95.9%

* Figures in italics indicate that the base number is less than 100.

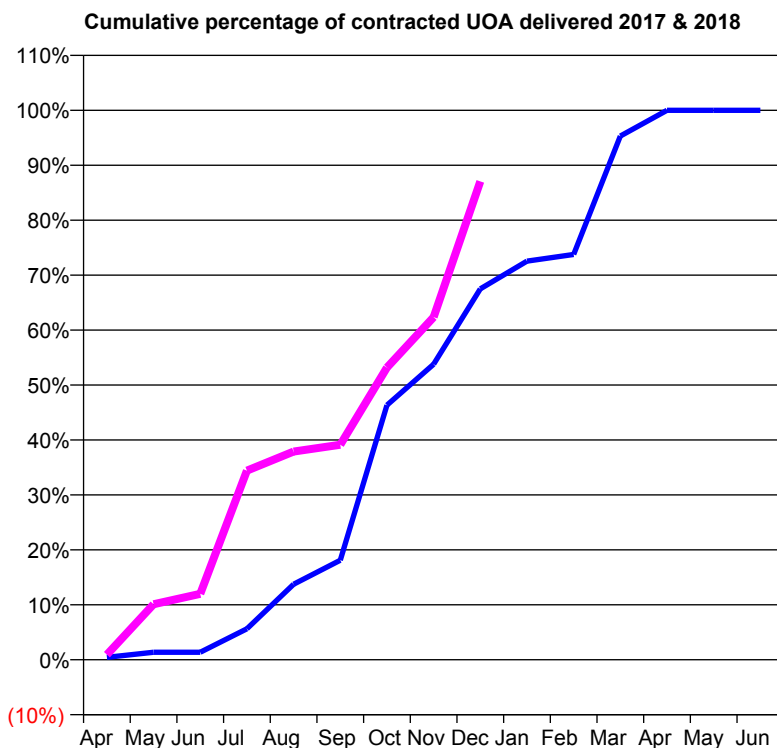
Q58 - Vital Signs Orthodontic At a Glance Contract Report for 201162/0004 - December 2017

Name or company name	MR JG MCKEON
Contract type name	GDS Contract
Purpose of contract	Orthodontic
Contract start date	01/04/2010
Contract end date	30/09/2019

17/18 Contracted general activity (UDA)	0
Carry forward general activity (UDA)	0
17/18 Contracted orthodontic activity (UOA)	255
Carry forward orthodontic activity (UOA)	0
Baseline contract value	£16,804.05

ACCESS

	Contract	England and Wales
24 month ratio of assessments to patient IDs	1.14	1.09

ACTIVITY


Month	Adjusted Scheduled Activity (UOA)	
	2017	2018
April	2	2
May	7	26
June	7	31
July	30	88
August	73	97
September	96	100
October	245	136
November	284	159
December	356	222
January	383	
February	389	
March	503	
April	528	
May	528	
June	528	

QUALITY

	Contract Quantity	Contract Base Number	Contract *	Region	England
% of all assessments that were assess and fit appliances (rolling 12 month period)	15	24	62.5%	57.7%	58.6%
% of all assessments that were assess and refuse (rolling 12 month period)	0	24	0.0%	11.3%	11.3%
% of all assessments that were assess and review (rolling 12 month period)	9	24	37.5%	31.0%	30.0%
% of terminated courses where treatment was abandoned or discontinued (rolling 12 month period)	0	2	0.0%	8.4%	7.4%
% of completed treatments indicating that PAR score was taken (year to date)	1	1	100.0%	61.0%	64.3%
Rate of removable appliances per 100 fixed appliances - proposed treatment (rolling 12 month period)	0	30	0.00	7.20	5.53
Rate of removable appliances per 100 fixed appliances - completed treatment (rolling 12 month period)	0	3	0.00	6.14	4.60
% of courses of treatment with removable appliances only - proposed treatment (rolling 12 month period)	0	15	0.0%	2.5%	1.9%
% of courses of treatment with removable appliances only - completed treatment (rolling 12 month period)	0	2	0.0%	1.6%	1.4%
% of patients satisfied with the treatment they have received (rolling 12 month period)	2	2	100.0%	96.5%	95.9%

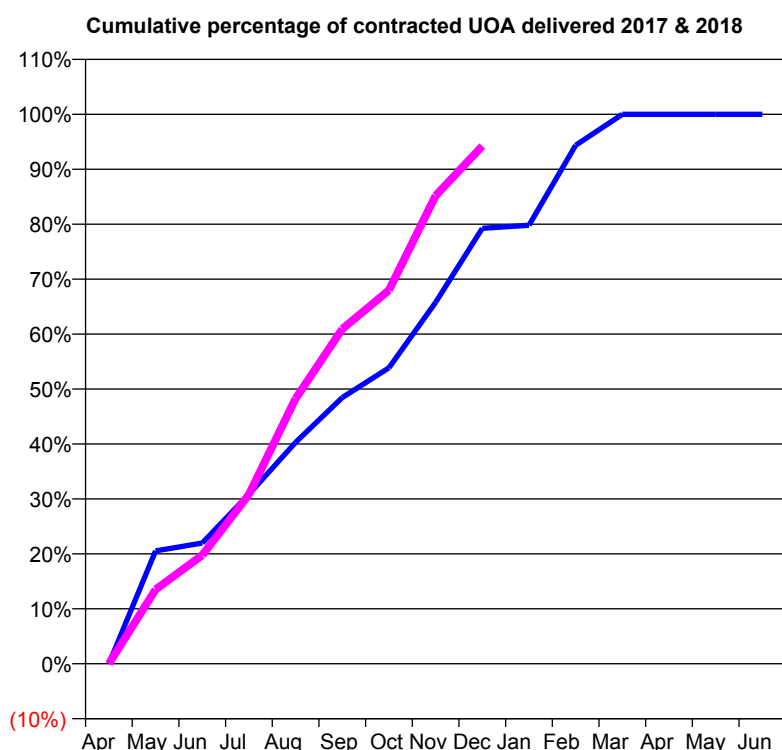
* Figures in italics indicate that the base number is less than 100.

Q58 - Vital Signs Orthodontic At a Glance Contract Report for 232718/0001 - December 2017

Name or company name	MR A RUMBAK
Contract type name	PDS Contract
Purpose of contract	Orthodontic
Contract start date	01/04/2006
Contract end date	31/03/2018

17/18 Contracted general activity (UDA)	0
Carry forward general activity (UDA)	0
17/18 Contracted orthodontic activity (UOA)	3,747
Carry forward orthodontic activity (UOA)	0
Baseline contract value	£231,825.01

ACCESS	Contract	England and Wales
24 month ratio of assessments to patient IDs	1.34	1.09

ACTIVITY


Month	Adjusted Scheduled Activity (UOA)	
	2017	2018
April	0	0
May	770	506
June	823	741
July	1,156	1,154
August	1,510	1,808
September	1,815	2,283
October	2,018	2,547
November	2,465	3,192
December	2,969	3,530
January	2,990	
February	3,536	
March	3,747	
April	3,747	
May	3,747	
June	3,747	

QUALITY	Contract Quantity	Contract Base Number	Contract *	Region	England
% of all assessments that were assess and fit appliances (rolling 12 month period)	194	424	45.8%	57.7%	58.6%
% of all assessments that were assess and refuse (rolling 12 month period)	1	424	0.2%	11.3%	11.3%
% of all assessments that were assess and review (rolling 12 month period)	229	424	54.0%	31.0%	30.0%
% of terminated courses where treatment was abandoned or discontinued (rolling 12 month period)	3	118	2.5%	8.4%	7.4%
% of completed treatments indicating that PAR score was taken (year to date)	0	85	0.0%	61.0%	64.3%
Rate of removable appliances per 100 fixed appliances - proposed treatment (rolling 12 month period)	29	366	7.92	7.20	5.53
Rate of removable appliances per 100 fixed appliances - completed treatment (rolling 12 month period)	0	0	N/A	6.14	4.60
% of courses of treatment with removable appliances only - proposed treatment (rolling 12 month period)	4	194	2.1%	2.5%	1.9%
% of courses of treatment with removable appliances only - completed treatment (rolling 12 month period)	0	115	0.0%	1.6%	1.4%
% of patients satisfied with the treatment they have received (rolling 12 month period)	3	3	100.0%	96.5%	95.9%

* Figures in italics indicate that the base number is less than 100.

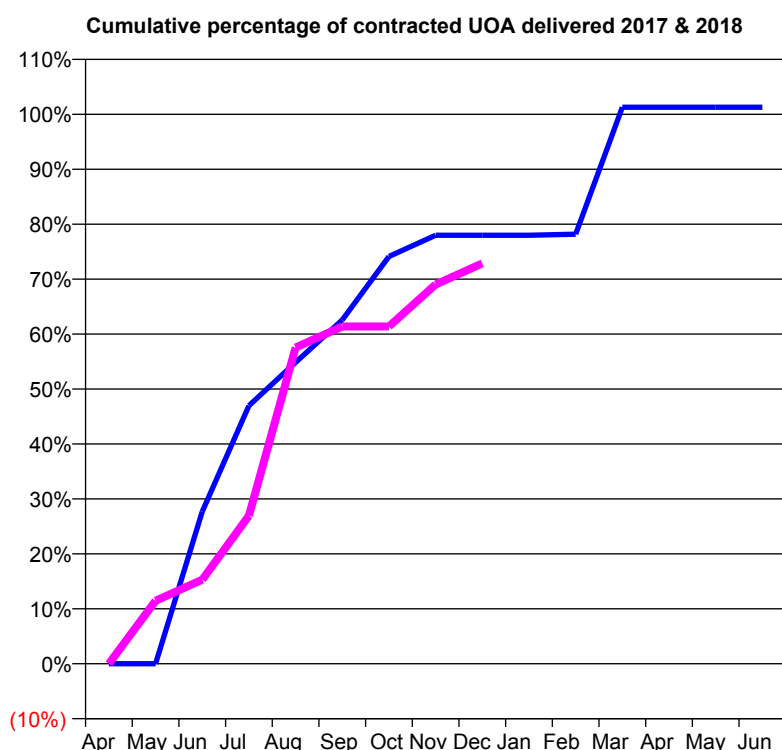
Q58 - Vital Signs Orthodontic At a Glance Contract Report for 263605/0003 - December 2017

Name or company name	MR MD VERNON
Contract type name	PDS Contract
Purpose of contract	Orthodontic
Contract start date	01/02/2010
Contract end date	31/03/2019

17/18 Contracted general activity (UDA)	0
Carry forward general activity (UDA)	0
17/18 Contracted orthodontic activity (UOA)	549
Carry forward orthodontic activity (UOA)	0
Baseline contract value	£33,969.60

ACCESS

	Contract	England and Wales
24 month ratio of assessments to patient IDs	1.06	1.09

ACTIVITY


Month	Adjusted Scheduled Activity (UOA)	
	2017	2018
April	0	0
May	0	63
June	151	84
July	256	148
August	299	316
September	341	337
October	404	337
November	425	379
December	425	400
January	425	
February	426	
March	552	
April	552	
May	552	
June	552	

QUALITY

	Contract Quantity	Contract Base Number	Contract *	Region	England
% of all assessments that were assess and fit appliances (rolling 12 month period)	25	27	92.6%	57.7%	58.6%
% of all assessments that were assess and refuse (rolling 12 month period)	1	27	3.7%	11.3%	11.3%
% of all assessments that were assess and review (rolling 12 month period)	1	27	3.7%	31.0%	30.0%
% of terminated courses where treatment was abandoned or discontinued (rolling 12 month period)	4	27	14.8%	8.4%	7.4%
% of completed treatments indicating that PAR score was taken (year to date)	0	14	0.0%	61.0%	64.3%
Rate of removable appliances per 100 fixed appliances - proposed treatment (rolling 12 month period)	0	0	N/A	7.20	5.53
Rate of removable appliances per 100 fixed appliances - completed treatment (rolling 12 month period)	24	44	54.55	6.14	4.60
% of courses of treatment with removable appliances only - proposed treatment (rolling 12 month period)	0	25	0.0%	2.5%	1.9%
% of courses of treatment with removable appliances only - completed treatment (rolling 12 month period)	0	23	0.0%	1.6%	1.4%
% of patients satisfied with the treatment they have received (rolling 12 month period)	1	1	100.0%	96.5%	95.9%

* Figures in italics indicate that the base number is less than 100.

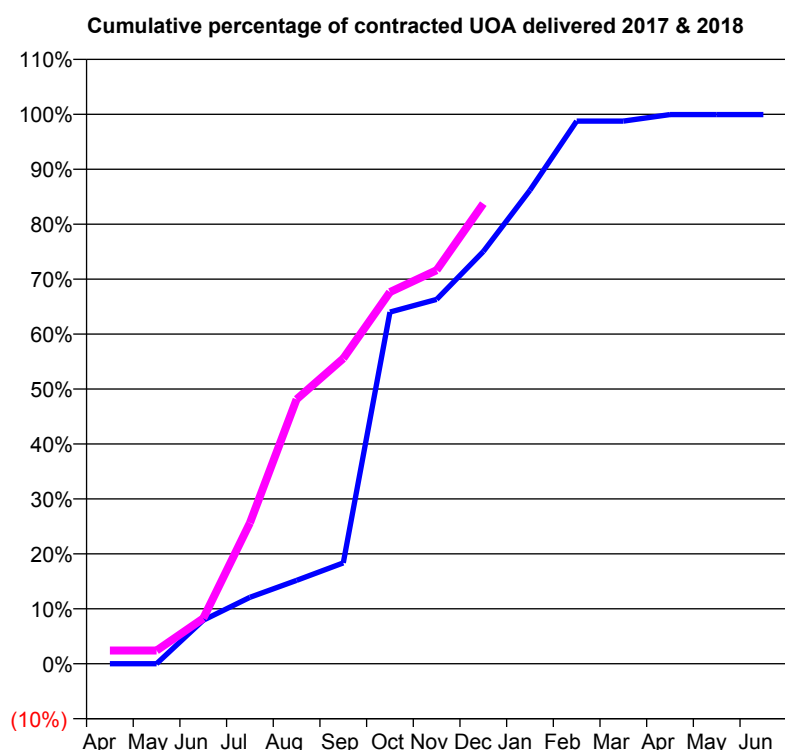
Q58 - Vital Signs Orthodontic At a Glance Contract Report for 333441/0001 - December 2017

Name or company name	MRS AA SOYOMBO
Contract type name	PDS Contract
Purpose of contract	Orthodontic
Contract start date	01/04/2006
Contract end date	31/03/2018

17/18 Contracted general activity (UDA)	0
Carry forward general activity (UDA)	0
17/18 Contracted orthodontic activity (UOA)	8,028
Carry forward orthodontic activity (UOA)	4
Baseline contract value	£526,468.30

ACCESS

	Contract	England and Wales
24 month ratio of assessments to patient IDs	1.52	1.09

ACTIVITY


Month	Adjusted Scheduled Activity (UOA)	
	2017	2018
April	0	194
May	0	194
June	637	664
July	972	2,058
August	1,218	3,865
September	1,474	4,461
October	5,138	5,430
November	5,323	5,749
December	6,023	6,723
January	6,919	
February	7,928	
March	7,928	
April	8,024	
May	8,024	
June	8,024	

QUALITY

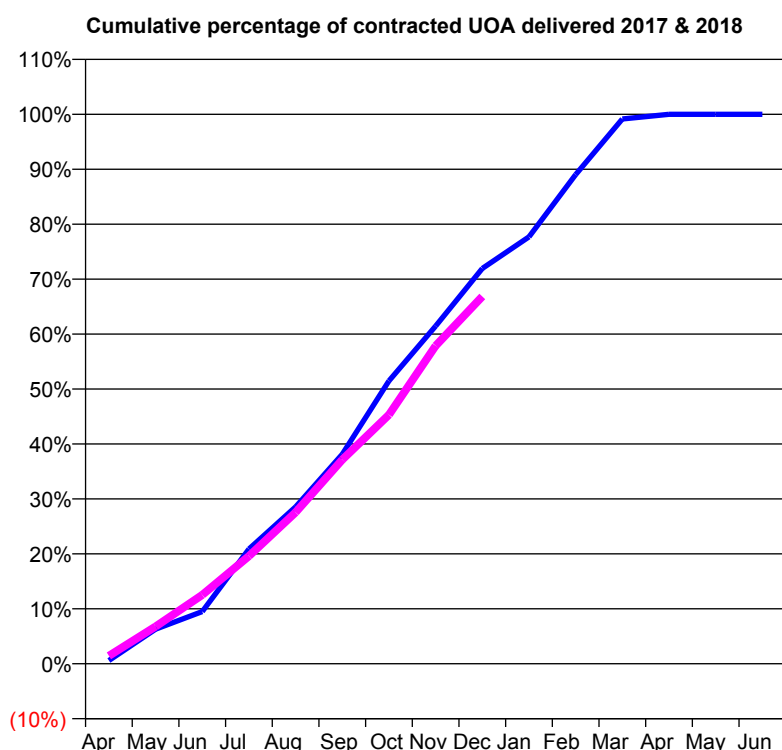
	Contract Quantity	Contract Base Number	Contract *	Region	England
% of all assessments that were assess and fit appliances (rolling 12 month period)	471	980	48.1%	57.7%	58.6%
% of all assessments that were assess and refuse (rolling 12 month period)	22	980	2.2%	11.3%	11.3%
% of all assessments that were assess and review (rolling 12 month period)	487	980	49.7%	31.0%	30.0%
% of terminated courses where treatment was abandoned or discontinued (rolling 12 month period)	38	282	13.5%	8.4%	7.4%
% of completed treatments indicating that PAR score was taken (year to date)	1	199	0.5%	61.0%	64.3%
Rate of removable appliances per 100 fixed appliances - proposed treatment (rolling 12 month period)	11	932	1.18	7.20	5.53
Rate of removable appliances per 100 fixed appliances - completed treatment (rolling 12 month period)	0	468	0.00	6.14	4.60
% of courses of treatment with removable appliances only - proposed treatment (rolling 12 month period)	1	471	0.2%	2.5%	1.9%
% of courses of treatment with removable appliances only - completed treatment (rolling 12 month period)	0	244	0.0%	1.6%	1.4%
% of patients satisfied with the treatment they have received (rolling 12 month period)	10	12	83.3%	96.5%	95.9%

* Figures in italics indicate that the base number is less than 100.

Q58 - Vital Signs Orthodontic At a Glance Contract Report for 335460/0001 - December 2017

Name or company name	MR SF ISMAIL	17/18 Contracted general activity (UDA)	0
Contract type name	PDS Contract	Carry forward general activity (UDA)	0
Purpose of contract	Orthodontic	17/18 Contracted orthodontic activity (UOA)	7,302
Contract start date	01/04/2006	Carry forward orthodontic activity (UOA)	0
Contract end date	31/03/2018	Baseline contract value	£461,809.06

ACCESS	Contract	England and Wales
24 month ratio of assessments to patient IDs	1.07	1.09

ACTIVITY


Month	Adjusted Scheduled Activity (UOA)	
	2017	2018
April	44	106
May	460	496
June	693	916
July	1,525	1,431
August	2,085	2,012
September	2,785	2,712
October	3,759	3,310
November	4,488	4,226
December	5,253	4,881
January	5,673	
February	6,501	
March	7,239	
April	7,302	
May	7,302	
June	7,302	

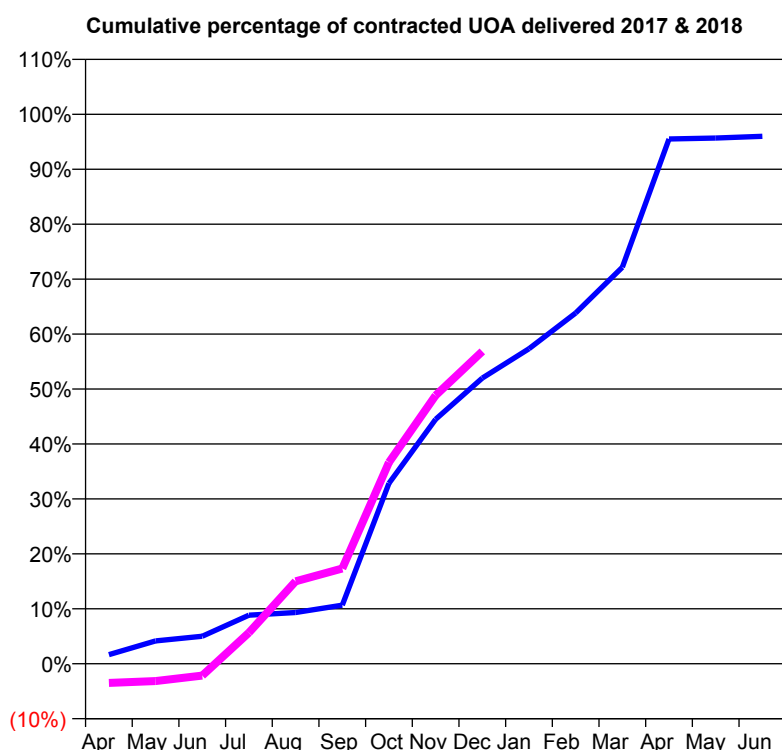
QUALITY	Contract Quantity	Contract Base Number	Contract *	Region	England
% of all assessments that were assess and fit appliances (rolling 12 month period)	329	553	59.5%	57.7%	58.6%
% of all assessments that were assess and refuse (rolling 12 month period)	61	553	11.0%	11.3%	11.3%
% of all assessments that were assess and review (rolling 12 month period)	163	553	29.5%	31.0%	30.0%
% of terminated courses where treatment was abandoned or discontinued (rolling 12 month period)	21	298	7.0%	8.4%	7.4%
% of completed treatments indicating that PAR score was taken (year to date)	189	206	91.7%	61.0%	64.3%
Rate of removable appliances per 100 fixed appliances - proposed treatment (rolling 12 month period)	53	641	8.27	7.20	5.53
Rate of removable appliances per 100 fixed appliances - completed treatment (rolling 12 month period)	85	526	16.16	6.14	4.60
% of courses of treatment with removable appliances only - proposed treatment (rolling 12 month period)	8	329	2.4%	2.5%	1.9%
% of courses of treatment with removable appliances only - completed treatment (rolling 12 month period)	12	277	4.3%	1.6%	1.4%
% of patients satisfied with the treatment they have received (rolling 12 month period)	12	12	100.0%	96.5%	95.9%

* Figures in italics indicate that the base number is less than 100.

Q58 - Vital Signs Orthodontic At a Glance Contract Report for 363456/0002 - December 2017

Name or company name	Ballard & Tucker	17/18 Contracted general activity (UDA)	0
Contract type name	GDS Contract	Carry forward general activity (UDA)	0
Purpose of contract	Orthodontic	17/18 Contracted orthodontic activity (UOA)	600
Contract start date	01/04/2006	Carry forward orthodontic activity (UOA)	24
Contract end date		Baseline contract value	£40,001.61

ACCESS	Contract	England and Wales
24 month ratio of assessments to patient IDs	1.29	1.09

ACTIVITY


Month	Adjusted Scheduled Activity (UOA)	
	2017	2018
April	10	-21
May	25	-19
June	30	-13
July	53	34
August	56	90
September	64	104
October	197	220
November	267	293
December	312	341
January	344	
February	383	
March	433	
April	573	
May	574	
June	576	

QUALITY	Contract Quantity	Contract Base Number	Contract *	Region	England
% of all assessments that were assess and fit appliances (rolling 12 month period)	30	155	19.4%	57.7%	58.6%
% of all assessments that were assess and refuse (rolling 12 month period)	1	155	0.6%	11.3%	11.3%
% of all assessments that were assess and review (rolling 12 month period)	124	155	80.0%	31.0%	30.0%
% of terminated courses where treatment was abandoned or discontinued (rolling 12 month period)	2	4	50.0%	8.4%	7.4%
% of completed treatments indicating that PAR score was taken (year to date)	1	2	50.0%	61.0%	64.3%
Rate of removable appliances per 100 fixed appliances - proposed treatment (rolling 12 month period)	1	1	100.00	7.20	5.53
Rate of removable appliances per 100 fixed appliances - completed treatment (rolling 12 month period)	0	1	0.00	6.14	4.60
% of courses of treatment with removable appliances only - proposed treatment (rolling 12 month period)	1	30	3.3%	2.5%	1.9%
% of courses of treatment with removable appliances only - completed treatment (rolling 12 month period)	0	2	0.0%	1.6%	1.4%
% of patients satisfied with the treatment they have received (rolling 12 month period)	0	0	N/A	96.5%	95.9%

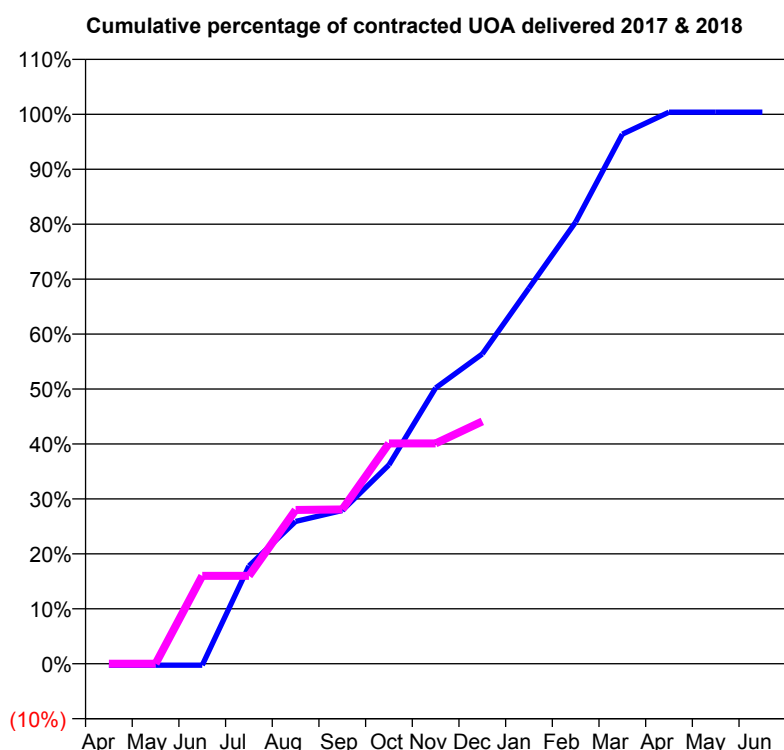
* Figures in italics indicate that the base number is less than 100.

Q58 - Vital Signs Orthodontic At a Glance Contract Report for 573949/0001 - December 2017

Name or company name	MR IJ DIBBLE
Contract type name	GDS Contract
Purpose of contract	General and Orthodontic
Contract start date	01/04/2006
Contract end date	

17/18 Contracted general activity (UDA)	4,055
Carry forward general activity (UDA)	0
17/18 Contracted orthodontic activity (UOA)	1,050
Carry forward orthodontic activity (UOA)	0
Baseline contract value	£215,610.24

ACCESS	Contract	England and Wales
24 month ratio of assessments to patient IDs	1.00	1.09

ACTIVITY


Month	Adjusted Scheduled Activity (UOA)	
	2017	2018
April	-3	0
May	-3	0
June	-3	168
July	187	168
August	272	294
September	293	295
October	380	421
November	527	421
December	592	463
January	718	
February	844	
March	1,012	
April	1,054	
May	1,054	
June	1,054	

QUALITY	Contract Quantity	Contract Base Number	Contract *	Region	England
% of all assessments that were assess and fit appliances (rolling 12 month period)	44	45	97.8%	57.7%	58.6%
% of all assessments that were assess and refuse (rolling 12 month period)	1	45	2.2%	11.3%	11.3%
% of all assessments that were assess and review (rolling 12 month period)	0	45	0.0%	31.0%	30.0%
% of terminated courses where treatment was abandoned or discontinued (rolling 12 month period)	0	27	0.0%	8.4%	7.4%
% of completed treatments indicating that PAR score was taken (year to date)	14	14	100.0%	61.0%	64.3%
Rate of removable appliances per 100 fixed appliances - proposed treatment (rolling 12 month period)	0	0	N/A	7.20	5.53
Rate of removable appliances per 100 fixed appliances - completed treatment (rolling 12 month period)	0	0	N/A	6.14	4.60
% of courses of treatment with removable appliances only - proposed treatment (rolling 12 month period)	0	44	0.0%	2.5%	1.9%
% of courses of treatment with removable appliances only - completed treatment (rolling 12 month period)	0	27	0.0%	1.6%	1.4%
% of patients satisfied with the treatment they have received (rolling 12 month period)	0	0	N/A	96.5%	95.9%

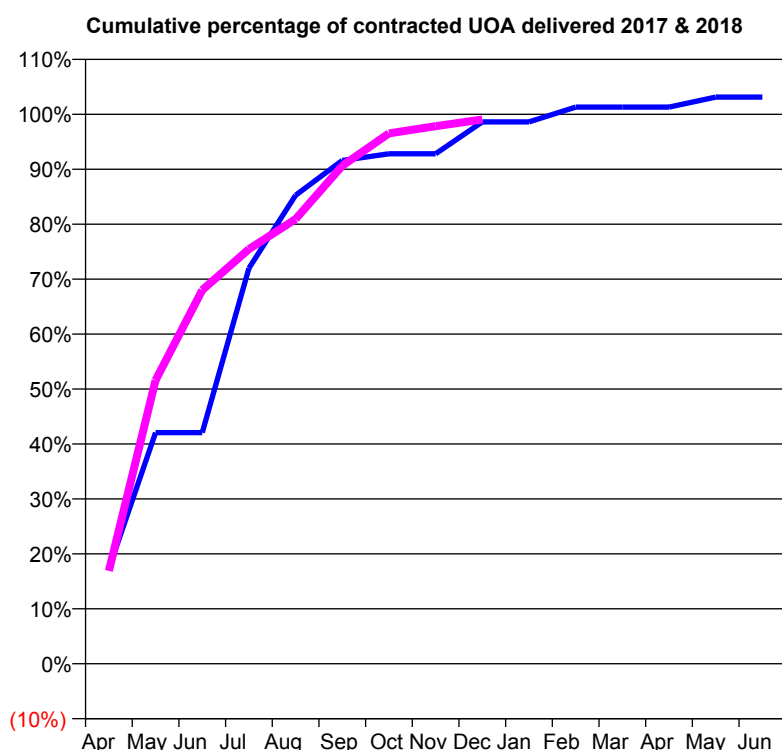
* Figures in italics indicate that the base number is less than 100.

Q58 - Vital Signs Orthodontic At a Glance Contract Report for 577987/0001 - December 2017

Name or company name	MR K SHETH
Contract type name	PDS Contract
Purpose of contract	Orthodontic
Contract start date	01/04/2006
Contract end date	31/03/2019

17/18 Contracted general activity (UDA)	0
Carry forward general activity (UDA)	0
17/18 Contracted orthodontic activity (UOA)	1,153
Carry forward orthodontic activity (UOA)	0
Baseline contract value	£71,728.26

ACCESS	Contract	England and Wales
24 month ratio of assessments to patient IDs	1.26	1.09

ACTIVITY


Month	Adjusted Scheduled Activity (UOA)	
	2017	2018
April	200	195
May	485	595
June	485	784
July	830	870
August	983	933
September	1,056	1,045
October	1,070	1,113
November	1,070	1,128
December	1,137	1,142
January	1,137	
February	1,168	
March	1,168	
April	1,168	
May	1,189	
June	1,189	

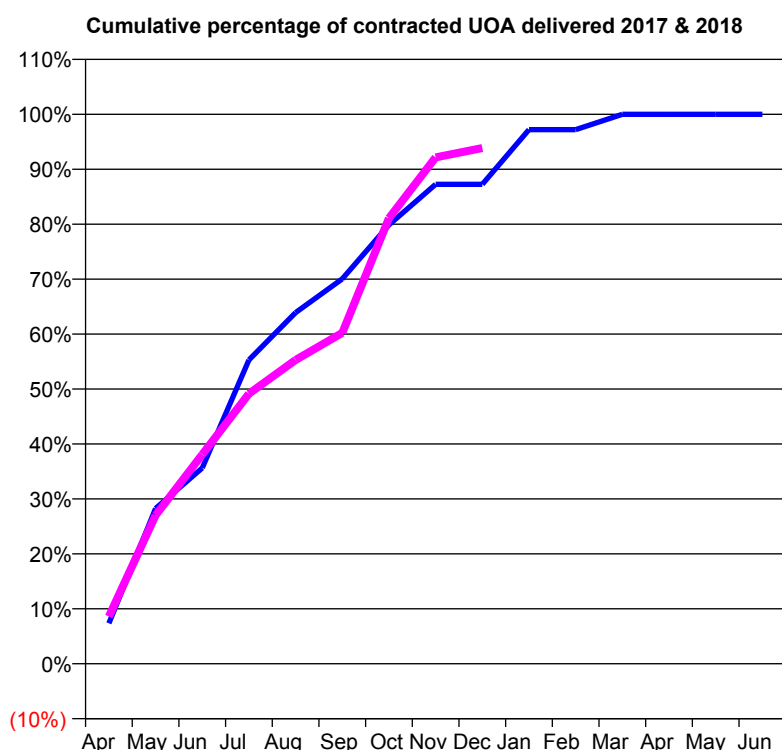
QUALITY	Contract Quantity	Contract Base Number	Contract *	Region	England
% of all assessments that were assess and fit appliances (rolling 12 month period)	49	237	20.7%	57.7%	58.6%
% of all assessments that were assess and refuse (rolling 12 month period)	34	237	14.3%	11.3%	11.3%
% of all assessments that were assess and review (rolling 12 month period)	154	237	65.0%	31.0%	30.0%
% of terminated courses where treatment was abandoned or discontinued (rolling 12 month period)	2	34	5.9%	8.4%	7.4%
% of completed treatments indicating that PAR score was taken (year to date)	19	24	79.2%	61.0%	64.3%
Rate of removable appliances per 100 fixed appliances - proposed treatment (rolling 12 month period)	0	82	0.00	7.20	5.53
Rate of removable appliances per 100 fixed appliances - completed treatment (rolling 12 month period)	0	53	0.00	6.14	4.60
% of courses of treatment with removable appliances only - proposed treatment (rolling 12 month period)	0	49	0.0%	2.5%	1.9%
% of courses of treatment with removable appliances only - completed treatment (rolling 12 month period)	0	32	0.0%	1.6%	1.4%
% of patients satisfied with the treatment they have received (rolling 12 month period)	1	1	100.0%	96.5%	95.9%

* Figures in italics indicate that the base number is less than 100.

Q58 - Vital Signs Orthodontic At a Glance Contract Report for 623628/0003 - December 2017

Name or company name	MR J PANDYA	17/18 Contracted general activity (UDA)	0
Contract type name	PDS Contract	Carry forward general activity (UDA)	0
Purpose of contract	Orthodontic	17/18 Contracted orthodontic activity (UOA)	1,709
Contract start date	01/12/2013	Carry forward orthodontic activity (UOA)	0
Contract end date	31/03/2018	Baseline contract value	£106,624.45

ACCESS	Contract	England and Wales
24 month ratio of assessments to patient IDs	1.00	1.09

ACTIVITY


Month	Adjusted Scheduled Activity (UOA)	
	2017	2018
April	126	147
May	483	462
June	609	651
July	945	840
August	1,092	945
September	1,197	1,029
October	1,365	1,386
November	1,491	1,575
December	1,491	1,604
January	1,661	
February	1,661	
March	1,709	
April	1,709	
May	1,709	
June	1,709	

QUALITY	Contract Quantity	Contract Base Number	Contract *	Region	England
% of all assessments that were assess and fit appliances (rolling 12 month period)	86	100	86.0%	57.7%	58.6%
% of all assessments that were assess and refuse (rolling 12 month period)	6	100	6.0%	11.3%	11.3%
% of all assessments that were assess and review (rolling 12 month period)	8	100	8.0%	31.0%	30.0%
% of terminated courses where treatment was abandoned or discontinued (rolling 12 month period)	3	65	4.6%	8.4%	7.4%
% of completed treatments indicating that PAR score was taken (year to date)	47	49	95.9%	61.0%	64.3%
Rate of removable appliances per 100 fixed appliances - proposed treatment (rolling 12 month period)	2	169	1.18	7.20	5.53
Rate of removable appliances per 100 fixed appliances - completed treatment (rolling 12 month period)	1	120	0.83	6.14	4.60
% of courses of treatment with removable appliances only - proposed treatment (rolling 12 month period)	0	86	0.0%	2.5%	1.9%
% of courses of treatment with removable appliances only - completed treatment (rolling 12 month period)	0	62	0.0%	1.6%	1.4%
% of patients satisfied with the treatment they have received (rolling 12 month period)	0	0	N/A	96.5%	95.9%

* Figures in italics indicate that the base number is less than 100.

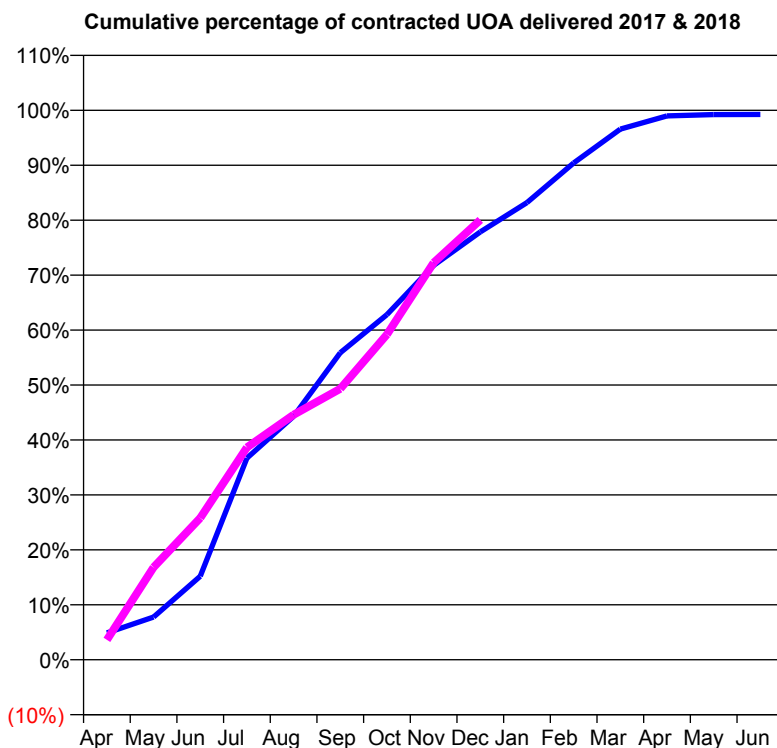
Q58 - Vital Signs Orthodontic At a Glance Contract Report for 631256/0001 - December 2017

Name or company name	Smiles Orthodontics Limited
Contract type name	PDS Contract
Purpose of contract	Orthodontic
Contract start date	01/04/2006
Contract end date	31/03/2026

17/18 Contracted general activity (UDA)	0
Carry forward general activity (UDA)	0
17/18 Contracted orthodontic activity (UOA)	10,755
Carry forward orthodontic activity (UOA)	82
Baseline contract value	£705,109.25

ACCESS

	Contract	England and Wales
24 month ratio of assessments to patient IDs	1.24	1.09

ACTIVITY


Month	Adjusted Scheduled Activity (UOA)	
	2017	2018
April	527	391
May	836	1,810
June	1,634	2,775
July	3,948	4,157
August	4,765	4,797
September	6,010	5,304
October	6,757	6,366
November	7,719	7,771
December	8,373	8,610
January	8,949	
February	9,723	
March	10,385	
April	10,645	
May	10,670	
June	10,673	

QUALITY

	Contract Quantity	Contract Base Number	Contract *	Region	England
% of all assessments that were assess and fit appliances (rolling 12 month period)	506	1,116	45.3%	57.7%	58.6%
% of all assessments that were assess and refuse (rolling 12 month period)	84	1,116	7.5%	11.3%	11.3%
% of all assessments that were assess and review (rolling 12 month period)	526	1,116	47.1%	31.0%	30.0%
% of terminated courses where treatment was abandoned or discontinued (rolling 12 month period)	20	504	4.0%	8.4%	7.4%
% of completed treatments indicating that PAR score was taken (year to date)	15	353	4.2%	61.0%	64.3%
Rate of removable appliances per 100 fixed appliances - proposed treatment (rolling 12 month period)	20	929	2.15	7.20	5.53
Rate of removable appliances per 100 fixed appliances - completed treatment (rolling 12 month period)	8	898	0.89	6.14	4.60
% of courses of treatment with removable appliances only - proposed treatment (rolling 12 month period)	13	506	2.6%	2.5%	1.9%
% of courses of treatment with removable appliances only - completed treatment (rolling 12 month period)	6	484	1.2%	1.6%	1.4%
% of patients satisfied with the treatment they have received (rolling 12 month period)	12	14	85.7%	96.5%	95.9%

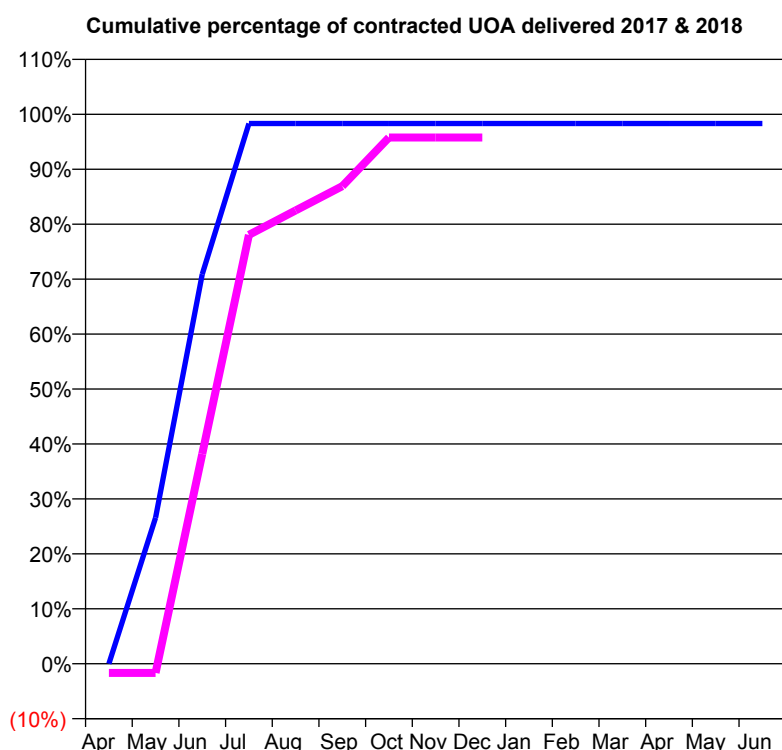
* Figures in italics indicate that the base number is less than 100.

Q58 - Vital Signs Orthodontic At a Glance Contract Report for 674591/0001 - December 2017

Name or company name	MR S POPAT
Contract type name	PDS Contract
Purpose of contract	Orthodontic
Contract start date	01/04/2006
Contract end date	31/03/2019

17/18 Contracted general activity (UDA)	0
Carry forward general activity (UDA)	0
17/18 Contracted orthodontic activity (UOA)	474
Carry forward orthodontic activity (UOA)	8
Baseline contract value	£29,572.83

ACCESS	Contract	England and Wales
24 month ratio of assessments to patient IDs	1.00	1.09

ACTIVITY


Month	Adjusted Scheduled Activity (UOA)	
	2017	2018
April	0	-8
May	126	-8
June	336	181
July	466	370
August	466	391
September	466	412
October	466	454
November	466	454
December	466	454
January	466	
February	466	
March	466	
April	466	
May	466	
June	466	

QUALITY	Contract Quantity	Contract Base Number	Contract *	Region	England
% of all assessments that were assess and fit appliances (rolling 12 month period)	22	22	100.0%	57.7%	58.6%
% of all assessments that were assess and refuse (rolling 12 month period)	0	22	0.0%	11.3%	11.3%
% of all assessments that were assess and review (rolling 12 month period)	0	22	0.0%	31.0%	30.0%
% of terminated courses where treatment was abandoned or discontinued (rolling 12 month period)	1	29	3.4%	8.4%	7.4%
% of completed treatments indicating that PAR score was taken (year to date)	16	16	100.0%	61.0%	64.3%
Rate of removable appliances per 100 fixed appliances - proposed treatment (rolling 12 month period)	1	44	2.27	7.20	5.53
Rate of removable appliances per 100 fixed appliances - completed treatment (rolling 12 month period)	1	56	1.79	6.14	4.60
% of courses of treatment with removable appliances only - proposed treatment (rolling 12 month period)	0	22	0.0%	2.5%	1.9%
% of courses of treatment with removable appliances only - completed treatment (rolling 12 month period)	0	28	0.0%	1.6%	1.4%
% of patients satisfied with the treatment they have received (rolling 12 month period)	0	0	N/A	96.5%	95.9%

* Figures in italics indicate that the base number is less than 100.

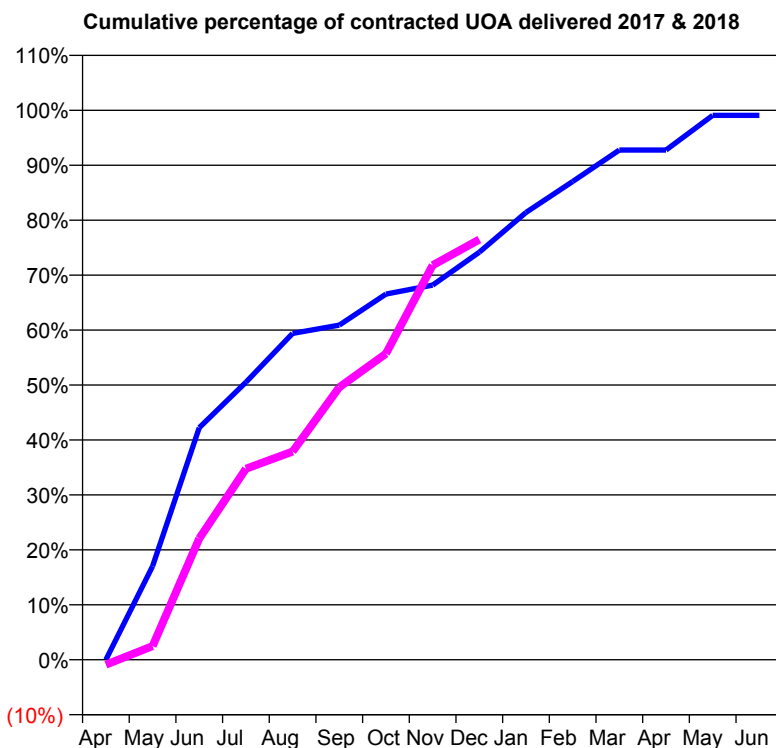
Q58 - Vital Signs Orthodontic At a Glance Contract Report for 732656/0004 - December 2017

Name or company name	MR TS CLAYDON
Contract type name	PDS Contract
Purpose of contract	Orthodontic
Contract start date	01/04/2006
Contract end date	31/03/2019

17/18 Contracted general activity (UDA)	0
Carry forward general activity (UDA)	0
17/18 Contracted orthodontic activity (UOA)	1,522
Carry forward orthodontic activity (UOA)	14
Baseline contract value	£94,045.18

ACCESS

	Contract	England and Wales
24 month ratio of assessments to patient IDs	1.07	1.09

ACTIVITY


Month	Adjusted Scheduled Activity (UOA)	
	2017	2018
April	0	-14
May	259	38
June	643	336
July	769	529
August	904	577
September	927	755
October	1,013	848
November	1,038	1,093
December	1,129	1,164
January	1,239	
February	1,325	
March	1,412	
April	1,412	
May	1,508	
June	1,508	

QUALITY

	Contract Quantity	Contract Base Number	Contract *	Region	England
% of all assessments that were assess and fit appliances (rolling 12 month period)	74	138	53.6%	57.7%	58.6%
% of all assessments that were assess and refuse (rolling 12 month period)	19	138	13.8%	11.3%	11.3%
% of all assessments that were assess and review (rolling 12 month period)	45	138	32.6%	31.0%	30.0%
% of terminated courses where treatment was abandoned or discontinued (rolling 12 month period)	0	37	0.0%	8.4%	7.4%
% of completed treatments indicating that PAR score was taken (year to date)	31	31	100.0%	61.0%	64.3%
Rate of removable appliances per 100 fixed appliances - proposed treatment (rolling 12 month period)	66	130	50.77	7.20	5.53
Rate of removable appliances per 100 fixed appliances - completed treatment (rolling 12 month period)	33	69	47.83	6.14	4.60
% of courses of treatment with removable appliances only - proposed treatment (rolling 12 month period)	5	74	6.8%	2.5%	1.9%
% of courses of treatment with removable appliances only - completed treatment (rolling 12 month period)	0	37	0.0%	1.6%	1.4%
% of patients satisfied with the treatment they have received (rolling 12 month period)	2	2	100.0%	96.5%	95.9%

* Figures in italics indicate that the base number is less than 100.

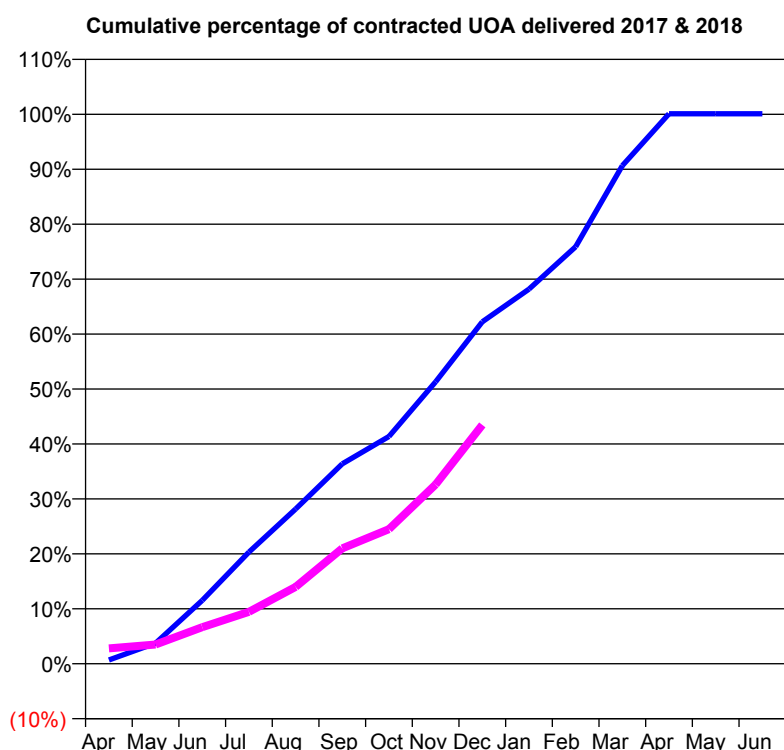
Q58 - Vital Signs Orthodontic At a Glance Contract Report for 736155/0001 - December 2017

Name or company name	Marsh Road Dental Practice Partnership
Contract type name	GDS Contract
Purpose of contract	General and Orthodontic
Contract start date	01/04/2006
Contract end date	

17/18 Contracted general activity (UDA)	22,556
Carry forward general activity (UDA)	-7
17/18 Contracted orthodontic activity (UOA)	6,000
Carry forward orthodontic activity (UOA)	0
Baseline contract value	£1,046,944.18

ACCESS

	Contract	England and Wales
24 month ratio of assessments to patient IDs	1.01	1.09

ACTIVITY


Month	Adjusted Scheduled Activity (UOA)	
	2017	2018
April	41	168
May	225	210
June	692	399
July	1,219	567
August	1,689	840
September	2,184	1,260
October	2,482	1,470
November	3,079	1,957
December	3,734	2,608
January	4,091	
February	4,553	
March	5,439	
April	6,006	
May	6,006	
June	6,006	

QUALITY

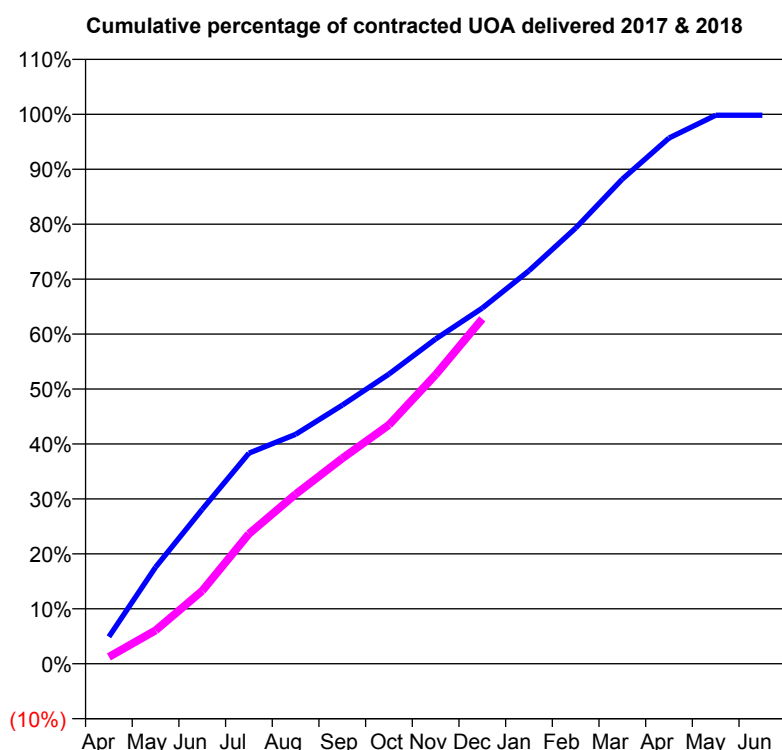
	Contract Quantity	Contract Base Number	Contract *	Region	England
% of all assessments that were assess and fit appliances (rolling 12 month period)	234	234	100.0%	57.7%	58.6%
% of all assessments that were assess and refuse (rolling 12 month period)	0	234	0.0%	11.3%	11.3%
% of all assessments that were assess and review (rolling 12 month period)	0	234	0.0%	31.0%	30.0%
% of terminated courses where treatment was abandoned or discontinued (rolling 12 month period)	44	263	16.7%	8.4%	7.4%
% of completed treatments indicating that PAR score was taken (year to date)	8	183	4.4%	61.0%	64.3%
Rate of removable appliances per 100 fixed appliances - proposed treatment (rolling 12 month period)	0	229	0.00	7.20	5.53
Rate of removable appliances per 100 fixed appliances - completed treatment (rolling 12 month period)	148	209	70.81	6.14	4.60
% of courses of treatment with removable appliances only - proposed treatment (rolling 12 month period)	0	234	0.0%	2.5%	1.9%
% of courses of treatment with removable appliances only - completed treatment (rolling 12 month period)	16	219	7.3%	1.6%	1.4%
% of patients satisfied with the treatment they have received (rolling 12 month period)	4	4	100.0%	96.5%	95.9%

* Figures in italics indicate that the base number is less than 100.

Q58 - Vital Signs Orthodontic At a Glance Contract Report for 748897/0001 - December 2017

Name or company name	MR RM TOBIN	17/18 Contracted general activity (UDA)	0
Contract type name	PDS Contract	Carry forward general activity (UDA)	0
Purpose of contract	Orthodontic	17/18 Contracted orthodontic activity (UOA)	8,736
Contract start date	01/04/2006	Carry forward orthodontic activity (UOA)	16
Contract end date	31/03/2018	Baseline contract value	£574,030.53

ACCESS	Contract	England and Wales
24 month ratio of assessments to patient IDs	1.04	1.09

ACTIVITY


Month	Adjusted Scheduled Activity (UOA)	
	2017	2018
April	429	110
May	1,536	530
June	2,457	1,160
July	3,349	2,065
August	3,648	2,695
September	4,112	3,266
October	4,605	3,797
November	5,164	4,595
December	5,655	5,483
January	6,249	
February	6,927	
March	7,704	
April	8,359	
May	8,720	
June	8,720	

QUALITY	Contract Quantity	Contract Base Number	Contract *	Region	England
% of all assessments that were assess and fit appliances (rolling 12 month period)	420	420	100.0%	57.7%	58.6%
% of all assessments that were assess and refuse (rolling 12 month period)	0	420	0.0%	11.3%	11.3%
% of all assessments that were assess and review (rolling 12 month period)	0	420	0.0%	31.0%	30.0%
% of terminated courses where treatment was abandoned or discontinued (rolling 12 month period)	36	325	11.1%	8.4%	7.4%
% of completed treatments indicating that PAR score was taken (year to date)	42	223	18.8%	61.0%	64.3%
Rate of removable appliances per 100 fixed appliances - proposed treatment (rolling 12 month period)	20	803	2.49	7.20	5.53
Rate of removable appliances per 100 fixed appliances - completed treatment (rolling 12 month period)	9	542	1.66	6.14	4.60
% of courses of treatment with removable appliances only - proposed treatment (rolling 12 month period)	9	420	2.1%	2.5%	1.9%
% of courses of treatment with removable appliances only - completed treatment (rolling 12 month period)	6	289	2.1%	1.6%	1.4%
% of patients satisfied with the treatment they have received (rolling 12 month period)	6	6	100.0%	96.5%	95.9%

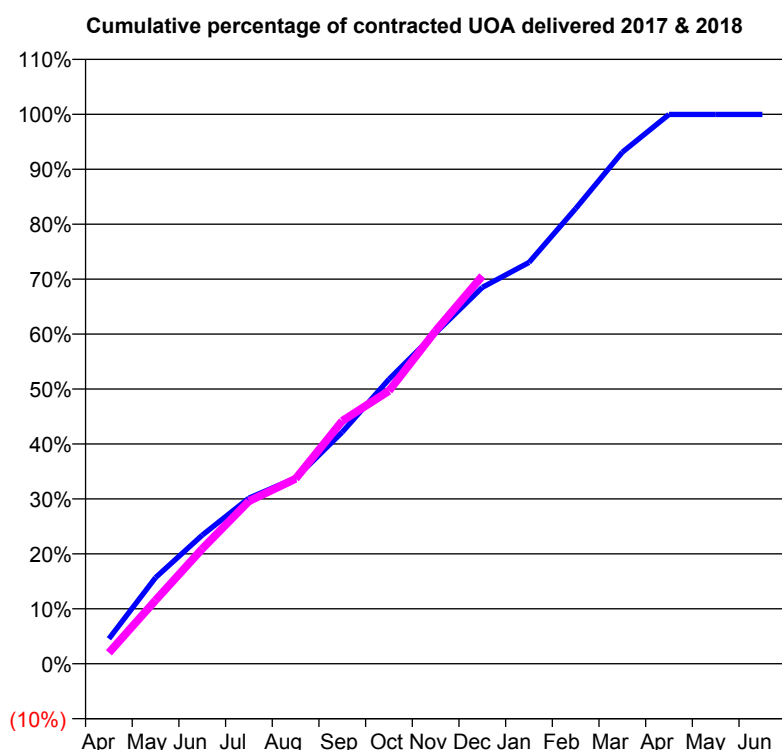
* Figures in italics indicate that the base number is less than 100.

Q58 - Vital Signs Orthodontic At a Glance Contract Report for 748897/0002 - December 2017

Name or company name	MR RM TOBIN
Contract type name	PDS Contract
Purpose of contract	Orthodontic
Contract start date	01/09/2008
Contract end date	31/03/2018

17/18 Contracted general activity (UDA)	0
Carry forward general activity (UDA)	0
17/18 Contracted orthodontic activity (UOA)	9,276
Carry forward orthodontic activity (UOA)	4
Baseline contract value	£573,964.27

ACCESS	Contract	England and Wales
24 month ratio of assessments to patient IDs	1.03	1.09

ACTIVITY


Month	Adjusted Scheduled Activity (UOA)	
	2017	2018
April	422	185
May	1,456	1,073
June	2,171	1,942
July	2,797	2,746
August	3,135	3,124
September	3,912	4,100
October	4,803	4,606
November	5,586	5,620
December	6,354	6,546
January	6,774	
February	7,683	
March	8,636	
April	9,272	
May	9,272	
June	9,272	

QUALITY	Contract Quantity	Contract Base Number	Contract *	Region	England
% of all assessments that were assess and fit appliances (rolling 12 month period)	468	468	100.0%	57.7%	58.6%
% of all assessments that were assess and refuse (rolling 12 month period)	0	468	0.0%	11.3%	11.3%
% of all assessments that were assess and review (rolling 12 month period)	0	468	0.0%	31.0%	30.0%
% of terminated courses where treatment was abandoned or discontinued (rolling 12 month period)	18	312	5.8%	8.4%	7.4%
% of completed treatments indicating that PAR score was taken (year to date)	57	229	24.9%	61.0%	64.3%
Rate of removable appliances per 100 fixed appliances - proposed treatment (rolling 12 month period)	15	897	1.67	7.20	5.53
Rate of removable appliances per 100 fixed appliances - completed treatment (rolling 12 month period)	22	383	5.74	6.14	4.60
% of courses of treatment with removable appliances only - proposed treatment (rolling 12 month period)	6	468	1.3%	2.5%	1.9%
% of courses of treatment with removable appliances only - completed treatment (rolling 12 month period)	13	294	4.4%	1.6%	1.4%
% of patients satisfied with the treatment they have received (rolling 12 month period)	12	12	100.0%	96.5%	95.9%

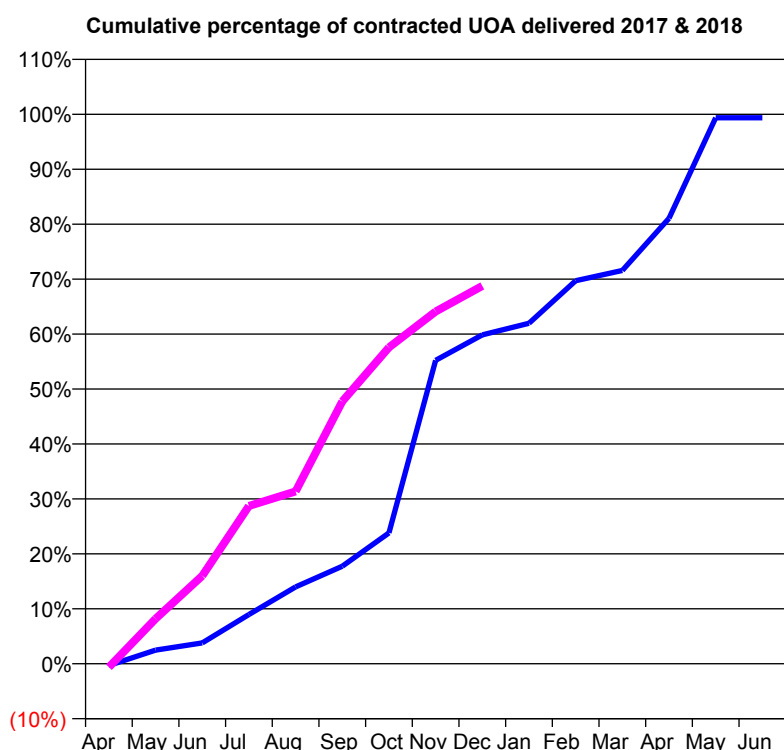
* Figures in italics indicate that the base number is less than 100.

Q58 - Vital Signs Orthodontic At a Glance Contract Report for 750344/0001 - December 2017

Name or company name	MISS LH PIETERSEN
Contract type name	PDS Contract
Purpose of contract	Orthodontic
Contract start date	01/04/2006
Contract end date	31/03/2018

17/18 Contracted general activity (UDA)	0
Carry forward general activity (UDA)	0
17/18 Contracted orthodontic activity (UOA)	15,976
Carry forward orthodontic activity (UOA)	101
Baseline contract value	£996,117.53

ACCESS	Contract	England and Wales
24 month ratio of assessments to patient IDs	1.03	1.09

ACTIVITY


Month	Adjusted Scheduled Activity (UOA)	
	2017	2018
April	-52	-101
May	397	1,310
June	607	2,557
July	1,434	4,590
August	2,236	5,010
September	2,836	7,626
October	3,806	9,198
November	8,821	10,240
December	9,564	10,987
January	9,900	
February	11,138	
March	11,436	
April	12,951	
May	15,875	
June	15,875	

QUALITY

	Contract Quantity	Contract Base Number	Contract *	Region	England
% of all assessments that were assess and fit appliances (rolling 12 month period)	890	903	98.6%	57.7%	58.6%
% of all assessments that were assess and refuse (rolling 12 month period)	7	903	0.8%	11.3%	11.3%
% of all assessments that were assess and review (rolling 12 month period)	6	903	0.7%	31.0%	30.0%
% of terminated courses where treatment was abandoned or discontinued (rolling 12 month period)	32	773	4.1%	8.4%	7.4%
% of completed treatments indicating that PAR score was taken (year to date)	597	606	98.5%	61.0%	64.3%
Rate of removable appliances per 100 fixed appliances - proposed treatment (rolling 12 month period)	78	1,681	4.64	7.20	5.53
Rate of removable appliances per 100 fixed appliances - completed treatment (rolling 12 month period)	50	922	5.42	6.14	4.60
% of courses of treatment with removable appliances only - proposed treatment (rolling 12 month period)	39	890	4.4%	2.5%	1.9%
% of courses of treatment with removable appliances only - completed treatment (rolling 12 month period)	36	741	4.9%	1.6%	1.4%
% of patients satisfied with the treatment they have received (rolling 12 month period)	44	47	93.6%	96.5%	95.9%

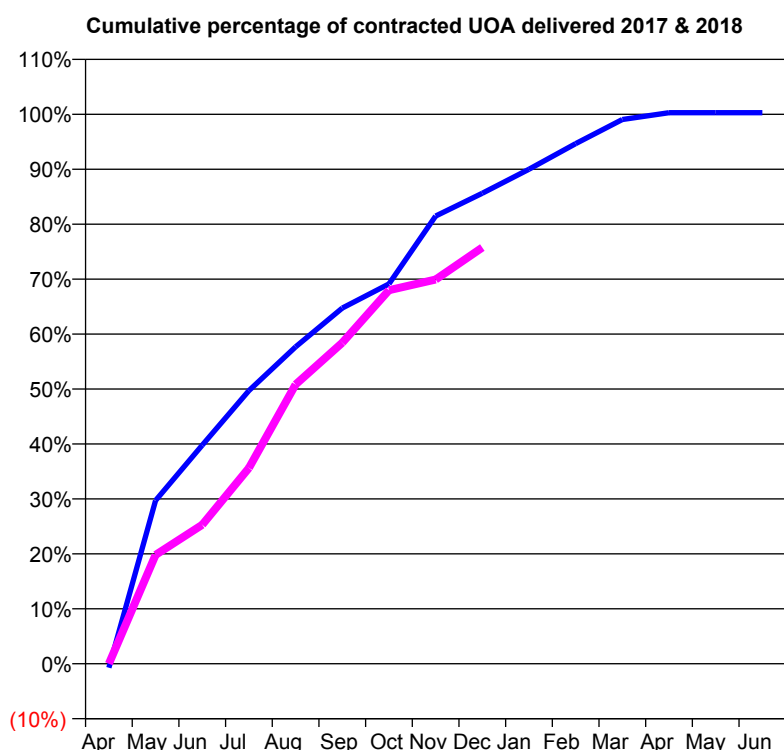
* Figures in italics indicate that the base number is less than 100.

Q58 - Vital Signs Orthodontic At a Glance Contract Report for 763950/0001 - December 2017

Name or company name	Ortho Hemel Limited	17/18 Contracted general activity (UDA)	0
Contract type name	PDS Contract	Carry forward general activity (UDA)	0
Purpose of contract	Orthodontic	17/18 Contracted orthodontic activity (UOA)	6,984
Contract start date	01/04/2006	Carry forward orthodontic activity (UOA)	0
Contract end date	31/03/2019	Baseline contract value	£435,472.31

ACCESS

	Contract	England and Wales
24 month ratio of assessments to patient IDs	1.03	1.09

ACTIVITY


Month	Adjusted Scheduled Activity (UOA)	
	2017	2018
April	-52	0
May	2,075	1,384
June	2,778	1,766
July	3,471	2,489
August	4,028	3,550
September	4,521	4,081
October	4,828	4,748
November	5,690	4,884
December	5,980	5,290
January	6,285	
February	6,611	
March	6,918	
April	7,003	
May	7,003	
June	7,003	

QUALITY

	Contract Quantity	Contract Base Number	Contract *	Region	England
% of all assessments that were assess and fit appliances (rolling 12 month period)	303	418	72.5%	57.7%	58.6%
% of all assessments that were assess and refuse (rolling 12 month period)	16	418	3.8%	11.3%	11.3%
% of all assessments that were assess and review (rolling 12 month period)	99	418	23.7%	31.0%	30.0%
% of terminated courses where treatment was abandoned or discontinued (rolling 12 month period)	26	414	6.3%	8.4%	7.4%
% of completed treatments indicating that PAR score was taken (year to date)	62	296	20.9%	61.0%	64.3%
Rate of removable appliances per 100 fixed appliances - proposed treatment (rolling 12 month period)	19	595	3.19	7.20	5.53
Rate of removable appliances per 100 fixed appliances - completed treatment (rolling 12 month period)	15	764	1.96	6.14	4.60
% of courses of treatment with removable appliances only - proposed treatment (rolling 12 month period)	4	303	1.3%	2.5%	1.9%
% of courses of treatment with removable appliances only - completed treatment (rolling 12 month period)	3	388	0.8%	1.6%	1.4%
% of patients satisfied with the treatment they have received (rolling 12 month period)	8	8	100.0%	96.5%	95.9%

* Figures in italics indicate that the base number is less than 100.

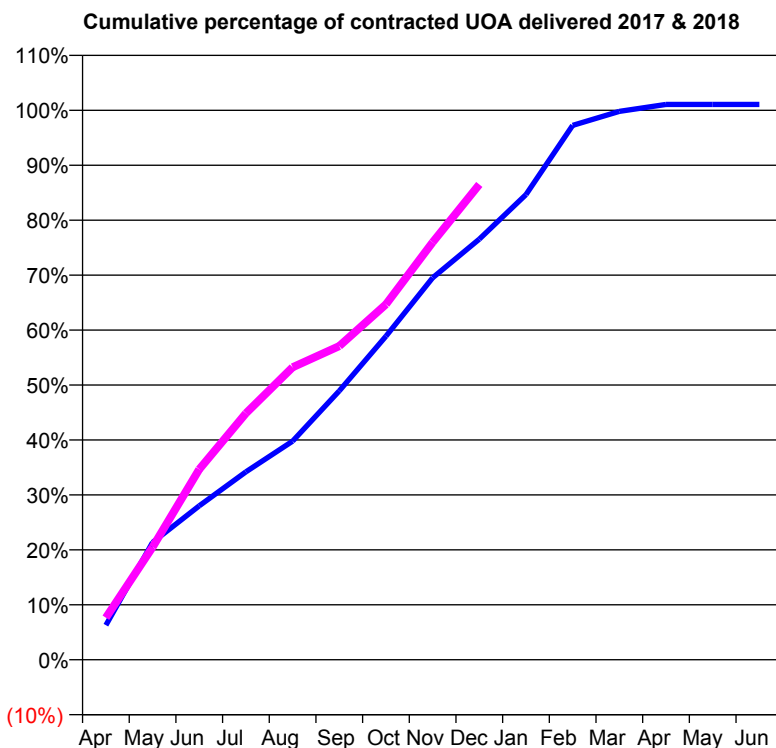
Q58 - Vital Signs Orthodontic At a Glance Contract Report for 819107/0001 - December 2017

Name or company name	MR JS EVANS
Contract type name	PDS Contract
Purpose of contract	Orthodontic
Contract start date	01/04/2006
Contract end date	31/03/2025

17/18 Contracted general activity (UDA)	0
Carry forward general activity (UDA)	0
17/18 Contracted orthodontic activity (UOA)	6,600
Carry forward orthodontic activity (UOA)	0
Baseline contract value	£439,693.27

ACCESS

	Contract	England and Wales
24 month ratio of assessments to patient IDs	1.01	1.09

ACTIVITY


Month	Adjusted Scheduled Activity (UOA)	
	2017	2018
April	415	505
May	1,410	1,353
June	1,849	2,288
July	2,258	2,960
August	2,626	3,513
September	3,229	3,768
October	3,886	4,269
November	4,587	5,014
December	5,053	5,709
January	5,588	
February	6,419	
March	6,586	
April	6,670	
May	6,670	
June	6,670	

QUALITY

	Contract Quantity	Contract Base Number	Contract *	Region	England
% of all assessments that were assess and fit appliances (rolling 12 month period)	346	603	57.4%	57.7%	58.6%
% of all assessments that were assess and refuse (rolling 12 month period)	197	603	32.7%	11.3%	11.3%
% of all assessments that were assess and review (rolling 12 month period)	60	603	10.0%	31.0%	30.0%
% of terminated courses where treatment was abandoned or discontinued (rolling 12 month period)	15	312	4.8%	8.4%	7.4%
% of completed treatments indicating that PAR score was taken (year to date)	213	220	96.8%	61.0%	64.3%
Rate of removable appliances per 100 fixed appliances - proposed treatment (rolling 12 month period)	20	670	2.99	7.20	5.53
Rate of removable appliances per 100 fixed appliances - completed treatment (rolling 12 month period)	18	580	3.10	6.14	4.60
% of courses of treatment with removable appliances only - proposed treatment (rolling 12 month period)	10	346	2.9%	2.5%	1.9%
% of courses of treatment with removable appliances only - completed treatment (rolling 12 month period)	4	297	1.3%	1.6%	1.4%
% of patients satisfied with the treatment they have received (rolling 12 month period)	10	10	100.0%	96.5%	95.9%

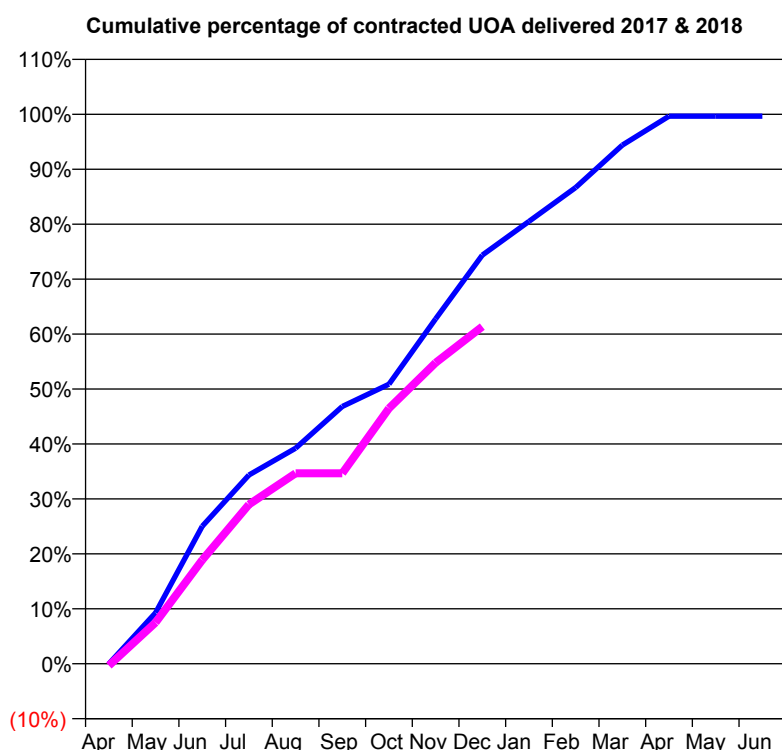
* Figures in italics indicate that the base number is less than 100.

Q58 - Vital Signs Orthodontic At a Glance Contract Report for 853038/0003 - December 2017

Name or company name	MR S WAGNER
Contract type name	PDS Contract
Purpose of contract	Orthodontic
Contract start date	01/02/2013
Contract end date	31/03/2019

17/18 Contracted general activity (UDA)	0
Carry forward general activity (UDA)	0
17/18 Contracted orthodontic activity (UOA)	4,800
Carry forward orthodontic activity (UOA)	17
Baseline contract value	£299,291.53

ACCESS	Contract	England and Wales
24 month ratio of assessments to patient IDs	1.04	1.09

ACTIVITY


Month	Adjusted Scheduled Activity (UOA)	
	2017	2018
April	0	-17
May	446	361
June	1,202	907
July	1,649	1,391
August	1,883	1,664
September	2,247	1,664
October	2,442	2,231
November	3,013	2,630
December	3,570	2,945
January	3,865	
February	4,160	
March	4,531	
April	4,783	
May	4,783	
June	4,783	

QUALITY

	Contract Quantity	Contract Base Number	Contract *	Region	England
% of all assessments that were assess and fit appliances (rolling 12 month period)	200	202	99.0%	57.7%	58.6%
% of all assessments that were assess and refuse (rolling 12 month period)	2	202	1.0%	11.3%	11.3%
% of all assessments that were assess and review (rolling 12 month period)	0	202	0.0%	31.0%	30.0%
% of terminated courses where treatment was abandoned or discontinued (rolling 12 month period)	17	187	9.1%	8.4%	7.4%
% of completed treatments indicating that PAR score was taken (year to date)	31	120	25.8%	61.0%	64.3%
Rate of removable appliances per 100 fixed appliances - proposed treatment (rolling 12 month period)	0	399	0.00	7.20	5.53
Rate of removable appliances per 100 fixed appliances - completed treatment (rolling 12 month period)	0	330	0.00	6.14	4.60
% of courses of treatment with removable appliances only - proposed treatment (rolling 12 month period)	0	200	0.0%	2.5%	1.9%
% of courses of treatment with removable appliances only - completed treatment (rolling 12 month period)	0	170	0.0%	1.6%	1.4%
% of patients satisfied with the treatment they have received (rolling 12 month period)	6	6	100.0%	96.5%	95.9%

* Figures in italics indicate that the base number is less than 100.

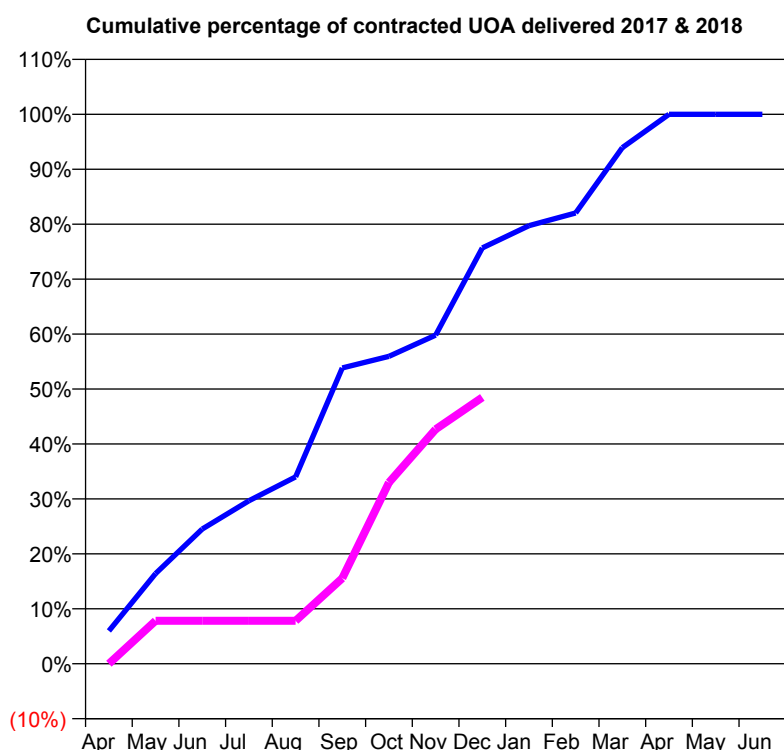
Q58 - Vital Signs Orthodontic At a Glance Contract Report for 869732/0002 - December 2017

Name or company name	MR RE TUTTON
Contract type name	PDS Contract
Purpose of contract	Orthodontic
Contract start date	30/03/2010
Contract end date	31/03/2018

17/18 Contracted general activity (UDA)	0
Carry forward general activity (UDA)	0
17/18 Contracted orthodontic activity (UOA)	1,085
Carry forward orthodontic activity (UOA)	0
Baseline contract value	£65,054.06

ACCESS

	Contract	England and Wales
24 month ratio of assessments to patient IDs	1.04	1.09

ACTIVITY


Month	Adjusted Scheduled Activity (UOA)	
	2017	2018
April	65	0
May	178	85
June	266	85
July	322	85
August	369	85
September	584	169
October	607	358
November	649	463
December	821	526
January	865	
February	890	
March	1,019	
April	1,085	
May	1,085	
June	1,085	

QUALITY

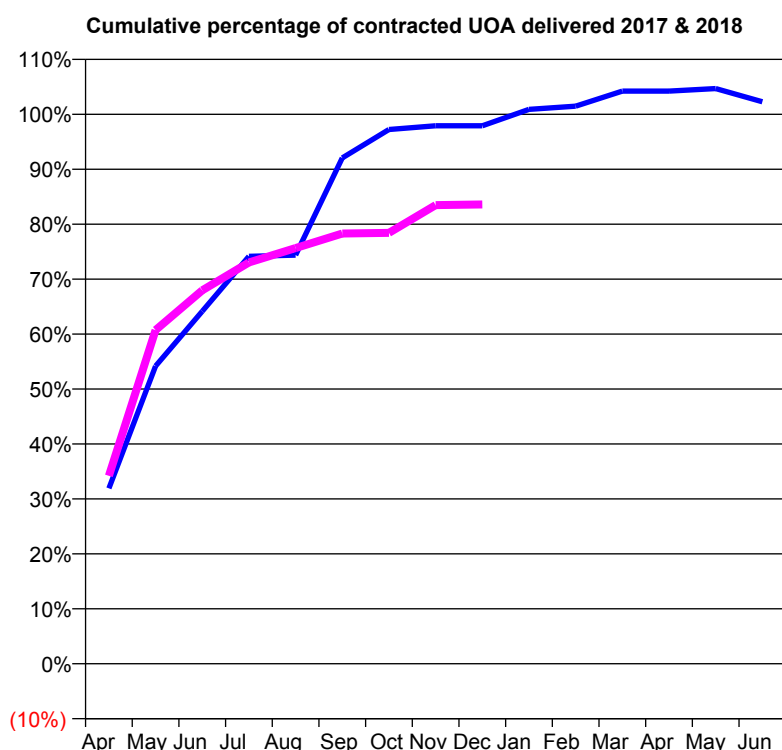
	Contract Quantity	Contract Base Number	Contract *	Region	England
% of all assessments that were assess and fit appliances (rolling 12 month period)	37	50	74.0%	57.7%	58.6%
% of all assessments that were assess and refuse (rolling 12 month period)	5	50	10.0%	11.3%	11.3%
% of all assessments that were assess and review (rolling 12 month period)	8	50	16.0%	31.0%	30.0%
% of terminated courses where treatment was abandoned or discontinued (rolling 12 month period)	1	37	2.7%	8.4%	7.4%
% of completed treatments indicating that PAR score was taken (year to date)	29	30	96.7%	61.0%	64.3%
Rate of removable appliances per 100 fixed appliances - proposed treatment (rolling 12 month period)	3	65	4.62	7.20	5.53
Rate of removable appliances per 100 fixed appliances - completed treatment (rolling 12 month period)	3	36	8.33	6.14	4.60
% of courses of treatment with removable appliances only - proposed treatment (rolling 12 month period)	0	37	0.0%	2.5%	1.9%
% of courses of treatment with removable appliances only - completed treatment (rolling 12 month period)	2	36	5.6%	1.6%	1.4%
% of patients satisfied with the treatment they have received (rolling 12 month period)	5	5	100.0%	96.5%	95.9%

* Figures in italics indicate that the base number is less than 100.

Q58 - Vital Signs Orthodontic At a Glance Contract Report for 908312/0001 - December 2017

Name or company name	MR CW LEWIS	17/18 Contracted general activity (UDA)	450
Contract type name	GDS Contract	Carry forward general activity (UDA)	-9
Purpose of contract	General and Orthodontic	17/18 Contracted orthodontic activity (UOA)	871
Contract start date	01/04/2006	Carry forward orthodontic activity (UOA)	0
Contract end date		Baseline contract value	£72,721.82

ACCESS	Contract	England and Wales
24 month ratio of assessments to patient IDs	1.27	1.09

ACTIVITY


Month	Adjusted Scheduled Activity (UOA)	
	2017	2018
April	278	298
May	472	529
June	559	592
July	646	636
August	648	659
September	802	682
October	847	683
November	853	727
December	853	728
January	879	
February	884	
March	908	
April	908	
May	912	
June	891	

QUALITY	Contract Quantity	Contract Base Number	Contract *	Region	England
% of all assessments that were assess and fit appliances (rolling 12 month period)	40	71	56.3%	57.7%	58.6%
% of all assessments that were assess and refuse (rolling 12 month period)	4	71	5.6%	11.3%	11.3%
% of all assessments that were assess and review (rolling 12 month period)	27	71	38.0%	31.0%	30.0%
% of terminated courses where treatment was abandoned or discontinued (rolling 12 month period)	4	79	5.1%	8.4%	7.4%
% of completed treatments indicating that PAR score was taken (year to date)	27	58	46.6%	61.0%	64.3%
Rate of removable appliances per 100 fixed appliances - proposed treatment (rolling 12 month period)	0	31	0.00	7.20	5.53
Rate of removable appliances per 100 fixed appliances - completed treatment (rolling 12 month period)	0	67	0.00	6.14	4.60
% of courses of treatment with removable appliances only - proposed treatment (rolling 12 month period)	0	40	0.0%	2.5%	1.9%
% of courses of treatment with removable appliances only - completed treatment (rolling 12 month period)	0	75	0.0%	1.6%	1.4%
% of patients satisfied with the treatment they have received (rolling 12 month period)	1	1	100.0%	96.5%	95.9%

* Figures in italics indicate that the base number is less than 100.

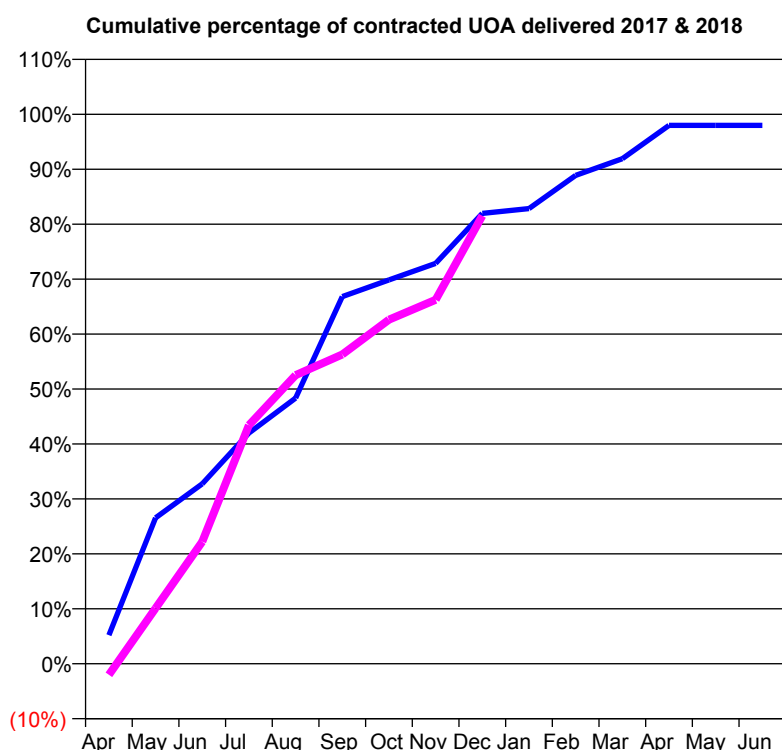
Q58 - Vital Signs Orthodontic At a Glance Contract Report for 917125/0002 - December 2017

Name or company name	Facial Aesthetic (UK) Ltd
Contract type name	GDS Contract
Purpose of contract	Orthodontic
Contract start date	01/04/2006
Contract end date	

17/18 Contracted general activity (UDA)	0
Carry forward general activity (UDA)	0
17/18 Contracted orthodontic activity (UOA)	693
Carry forward orthodontic activity (UOA)	14
Baseline contract value	£45,448.53

ACCESS

	Contract	England and Wales
24 month ratio of assessments to patient IDs	1.07	1.09

ACTIVITY


Month	Adjusted Scheduled Activity (UOA)	
	2017	2018
April	36	-14
May	184	70
June	227	154
July	291	301
August	335	364
September	463	390
October	484	434
November	505	459
December	568	565
January	574	
February	616	
March	637	
April	679	
May	679	
June	679	

QUALITY

	Contract Quantity	Contract Base Number	Contract *	Region	England
% of all assessments that were assess and fit appliances (rolling 12 month period)	32	50	64.0%	57.7%	58.6%
% of all assessments that were assess and refuse (rolling 12 month period)	5	50	10.0%	11.3%	11.3%
% of all assessments that were assess and review (rolling 12 month period)	13	50	26.0%	31.0%	30.0%
% of terminated courses where treatment was abandoned or discontinued (rolling 12 month period)	0	35	0.0%	8.4%	7.4%
% of completed treatments indicating that PAR score was taken (year to date)	17	26	65.4%	61.0%	64.3%
Rate of removable appliances per 100 fixed appliances - proposed treatment (rolling 12 month period)	5	62	8.06	7.20	5.53
Rate of removable appliances per 100 fixed appliances - completed treatment (rolling 12 month period)	0	62	0.00	6.14	4.60
% of courses of treatment with removable appliances only - proposed treatment (rolling 12 month period)	0	32	0.0%	2.5%	1.9%
% of courses of treatment with removable appliances only - completed treatment (rolling 12 month period)	0	35	0.0%	1.6%	1.4%
% of patients satisfied with the treatment they have received (rolling 12 month period)	1	1	100.0%	96.5%	95.9%

* Figures in italics indicate that the base number is less than 100.

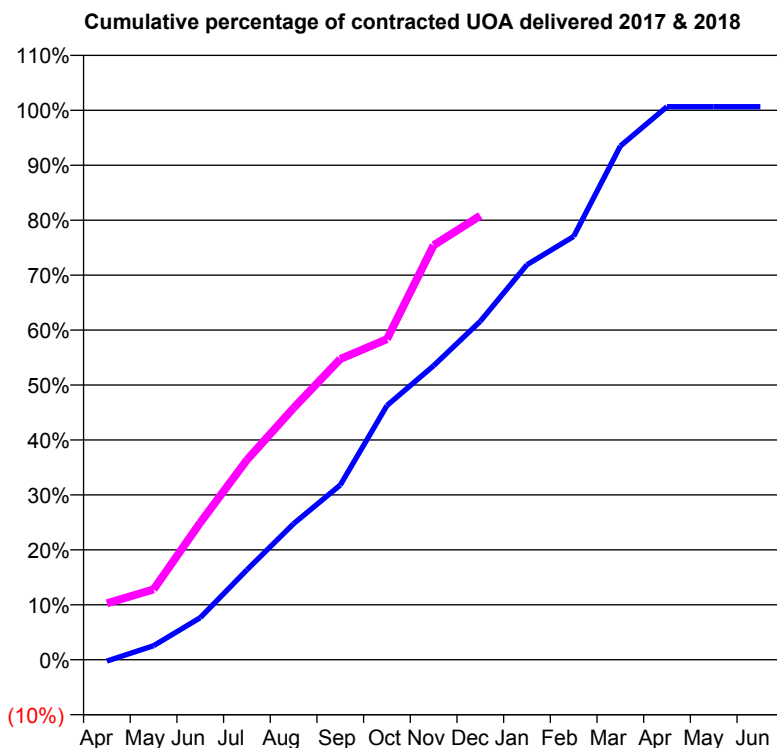
Q58 - Vital Signs Orthodontic At a Glance Contract Report for 951277/0001 - December 2017

Name or company name	MS M REINACH
Contract type name	PDS Contract
Purpose of contract	Orthodontic
Contract start date	01/04/2006
Contract end date	31/03/2019

17/18 Contracted general activity (UDA)	0
Carry forward general activity (UDA)	0
17/18 Contracted orthodontic activity (UOA)	7,807
Carry forward orthodontic activity (UOA)	0
Baseline contract value	£486,789.82

ACCESS

	Contract	England and Wales
24 month ratio of assessments to patient IDs	1.04	1.09

ACTIVITY


Month	Adjusted Scheduled Activity (UOA)	
	2017	2018
April	-19	802
May	199	999
June	598	1,948
July	1,278	2,838
August	1,933	3,577
September	2,483	4,274
October	3,612	4,555
November	4,179	5,890
December	4,809	6,310
January	5,612	
February	6,015	
March	7,299	
April	7,857	
May	7,857	
June	7,857	

QUALITY

	Contract Quantity	Contract Base Number	Contract *	Region	England
% of all assessments that were assess and fit appliances (rolling 12 month period)	484	485	99.8%	57.7%	58.6%
% of all assessments that were assess and refuse (rolling 12 month period)	1	485	0.2%	11.3%	11.3%
% of all assessments that were assess and review (rolling 12 month period)	0	485	0.0%	31.0%	30.0%
% of terminated courses where treatment was abandoned or discontinued (rolling 12 month period)	38	273	13.9%	8.4%	7.4%
% of completed treatments indicating that PAR score was taken (year to date)	138	154	89.6%	61.0%	64.3%
Rate of removable appliances per 100 fixed appliances - proposed treatment (rolling 12 month period)	28	900	3.11	7.20	5.53
Rate of removable appliances per 100 fixed appliances - completed treatment (rolling 12 month period)	0	10	0.00	6.14	4.60
% of courses of treatment with removable appliances only - proposed treatment (rolling 12 month period)	18	484	3.7%	2.5%	1.9%
% of courses of treatment with removable appliances only - completed treatment (rolling 12 month period)	0	235	0.0%	1.6%	1.4%
% of patients satisfied with the treatment they have received (rolling 12 month period)	9	9	100.0%	96.5%	95.9%

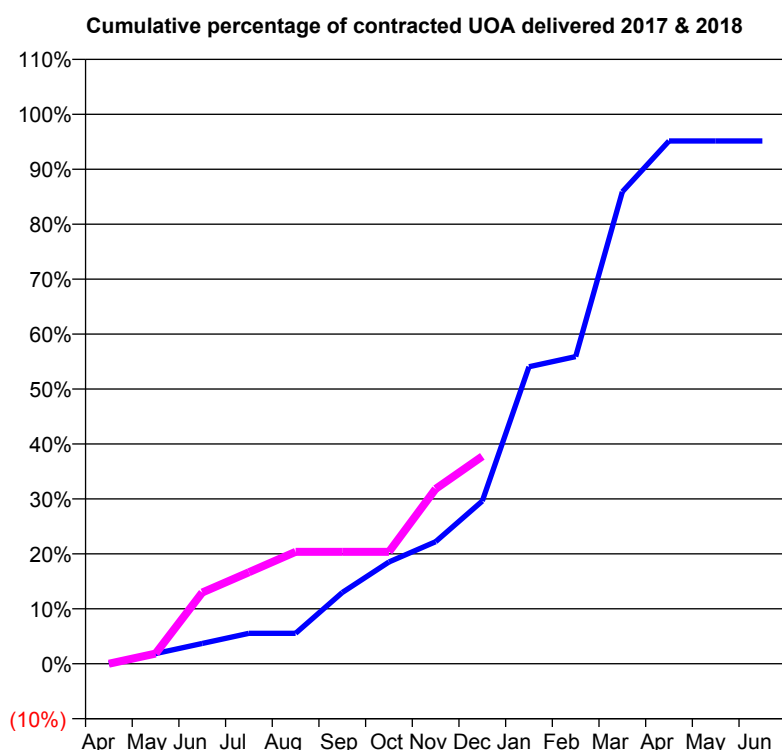
* Figures in italics indicate that the base number is less than 100.

Q59 - Vital Signs Orthodontic At a Glance Contract Report for 101281/0034 - December 2017

Name or company name	OASIS DENTAL CARE LTD
Contract type name	GDS Contract
Purpose of contract	General and Orthodontic
Contract start date	01/04/2006
Contract end date	

17/18 Contracted general activity (UDA)	7,246
Carry forward general activity (UDA)	0
17/18 Contracted orthodontic activity (UOA)	1,134
Carry forward orthodontic activity (UOA)	0
Baseline contract value	£249,897.09

ACCESS	Contract	England and Wales
24 month ratio of assessments to patient IDs	1.06	1.09

ACTIVITY


Month	Adjusted Scheduled Activity (UOA)	
	2017	2018
April	0	0
May	21	21
June	42	147
July	63	189
August	63	231
September	147	231
October	210	231
November	252	361
December	336	428
January	613	
February	634	
March	974	
April	1,079	
May	1,079	
June	1,079	

QUALITY	Contract Quantity	Contract Base Number	Contract *	Region	England
% of all assessments that were assess and fit appliances (rolling 12 month period)	59	59	100.0%	57.7%	58.6%
% of all assessments that were assess and refuse (rolling 12 month period)	0	59	0.0%	11.3%	11.3%
% of all assessments that were assess and review (rolling 12 month period)	0	59	0.0%	31.0%	30.0%
% of terminated courses where treatment was abandoned or discontinued (rolling 12 month period)	1	39	2.6%	8.4%	7.4%
% of completed treatments indicating that PAR score was taken (year to date)	0	27	0.0%	61.0%	64.3%
Rate of removable appliances per 100 fixed appliances - proposed treatment (rolling 12 month period)	6	112	5.36	7.20	5.53
Rate of removable appliances per 100 fixed appliances - completed treatment (rolling 12 month period)	1	49	2.04	6.14	4.60
% of courses of treatment with removable appliances only - proposed treatment (rolling 12 month period)	0	59	0.0%	2.5%	1.9%
% of courses of treatment with removable appliances only - completed treatment (rolling 12 month period)	0	38	0.0%	1.6%	1.4%
% of patients satisfied with the treatment they have received (rolling 12 month period)	0	0	N/A	96.5%	95.9%

* Figures in italics indicate that the base number is less than 100.

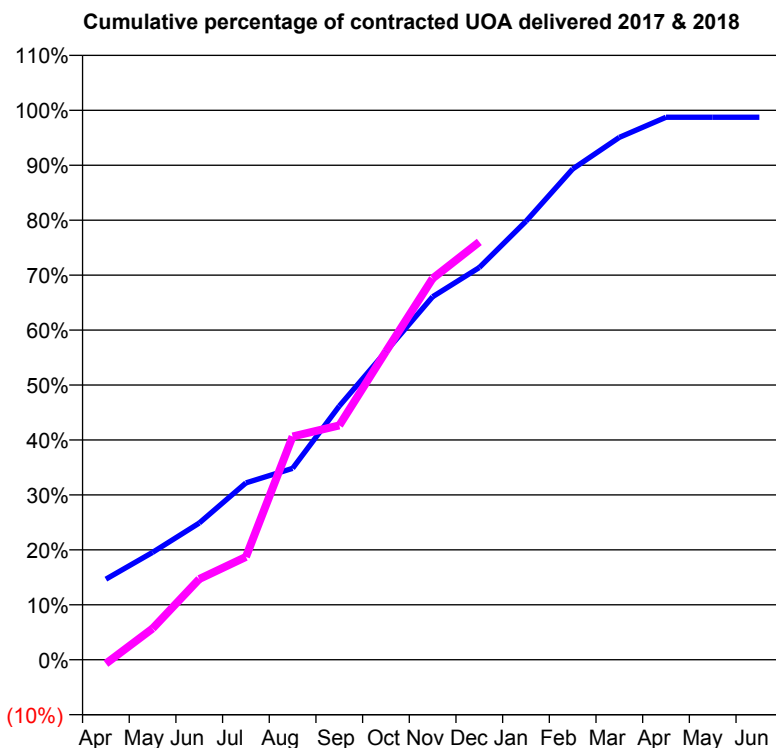
Q59 - Vital Signs Orthodontic At a Glance Contract Report for 101281/0077 - December 2017

Name or company name	OASIS DENTAL CARE LTD
Contract type name	GDS Contract
Purpose of contract	General and Orthodontic
Contract start date	01/04/2006
Contract end date	

17/18 Contracted general activity (UDA)	33,200
Carry forward general activity (UDA)	949
17/18 Contracted orthodontic activity (UOA)	3,163
Carry forward orthodontic activity (UOA)	40
Baseline contract value	£952,478.39

ACCESS

	Contract	England and Wales
24 month ratio of assessments to patient IDs	1.14	1.09

ACTIVITY


Month	Adjusted Scheduled Activity (UOA)	
	2017	2018
April	464	-23
May	618	180
June	787	465
July	1,018	592
August	1,102	1,285
September	1,460	1,349
October	1,775	1,775
November	2,090	2,195
December	2,258	2,405
January	2,524	
February	2,825	
March	3,007	
April	3,123	
May	3,123	
June	3,123	

QUALITY

	Contract Quantity	Contract Base Number	Contract *	Region	England
% of all assessments that were assess and fit appliances (rolling 12 month period)	153	307	49.8%	57.7%	58.6%
% of all assessments that were assess and refuse (rolling 12 month period)	13	307	4.2%	11.3%	11.3%
% of all assessments that were assess and review (rolling 12 month period)	141	307	45.9%	31.0%	30.0%
% of terminated courses where treatment was abandoned or discontinued (rolling 12 month period)	19	191	9.9%	8.4%	7.4%
% of completed treatments indicating that PAR score was taken (year to date)	42	117	35.9%	61.0%	64.3%
Rate of removable appliances per 100 fixed appliances - proposed treatment (rolling 12 month period)	12	298	4.03	7.20	5.53
Rate of removable appliances per 100 fixed appliances - completed treatment (rolling 12 month period)	17	330	5.15	6.14	4.60
% of courses of treatment with removable appliances only - proposed treatment (rolling 12 month period)	2	153	1.3%	2.5%	1.9%
% of courses of treatment with removable appliances only - completed treatment (rolling 12 month period)	4	172	2.3%	1.6%	1.4%
% of patients satisfied with the treatment they have received (rolling 12 month period)	9	9	100.0%	96.5%	95.9%

* Figures in italics indicate that the base number is less than 100.

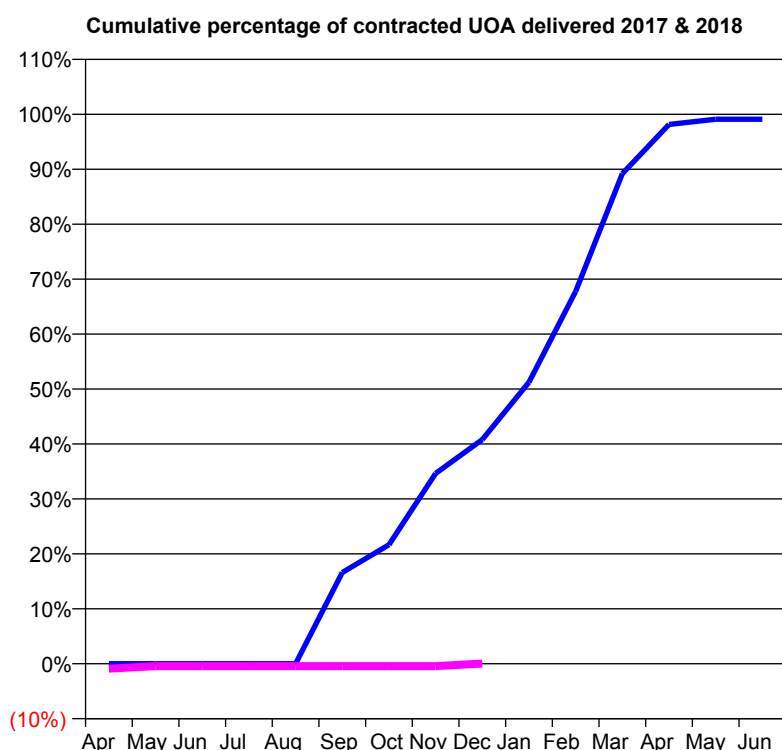
Q59 - Vital Signs Orthodontic At a Glance Contract Report for 101370/0033 - December 2017

Name or company name	Petrie Tucker and Partners Ltd
Contract type name	GDS Contract
Purpose of contract	General and Orthodontic
Contract start date	01/04/2006
Contract end date	

17/18 Contracted general activity (UDA)	3,531
Carry forward general activity (UDA)	0
17/18 Contracted orthodontic activity (UOA)	4,510
Carry forward orthodontic activity (UOA)	41
Baseline contract value	£387,824.37

ACCESS

	Contract	England and Wales
24 month ratio of assessments to patient IDs	1.09	1.09

ACTIVITY


Month	Adjusted Scheduled Activity (UOA)	
	2017	2018
April	1	-41
May	1	-20
June	1	-20
July	1	-20
August	1	-20
September	749	-20
October	976	-20
November	1,563	-20
December	1,841	2
January	2,311	
February	3,056	
March	4,023	
April	4,427	
May	4,469	
June	4,469	

QUALITY

	Contract Quantity	Contract Base Number	Contract *	Region	England
% of all assessments that were assess and fit appliances (rolling 12 month period)	123	208	59.1%	57.7%	58.6%
% of all assessments that were assess and refuse (rolling 12 month period)	17	208	8.2%	11.3%	11.3%
% of all assessments that were assess and review (rolling 12 month period)	68	208	32.7%	31.0%	30.0%
% of terminated courses where treatment was abandoned or discontinued (rolling 12 month period)	8	21	38.1%	8.4%	7.4%
% of completed treatments indicating that PAR score was taken (year to date)	0	5	0.0%	61.0%	64.3%
Rate of removable appliances per 100 fixed appliances - proposed treatment (rolling 12 month period)	2	236	0.85	7.20	5.53
Rate of removable appliances per 100 fixed appliances - completed treatment (rolling 12 month period)	0	9	0.00	6.14	4.60
% of courses of treatment with removable appliances only - proposed treatment (rolling 12 month period)	0	123	0.0%	2.5%	1.9%
% of courses of treatment with removable appliances only - completed treatment (rolling 12 month period)	0	13	0.0%	1.6%	1.4%
% of patients satisfied with the treatment they have received (rolling 12 month period)	1	1	100.0%	96.5%	95.9%

* Figures in italics indicate that the base number is less than 100.

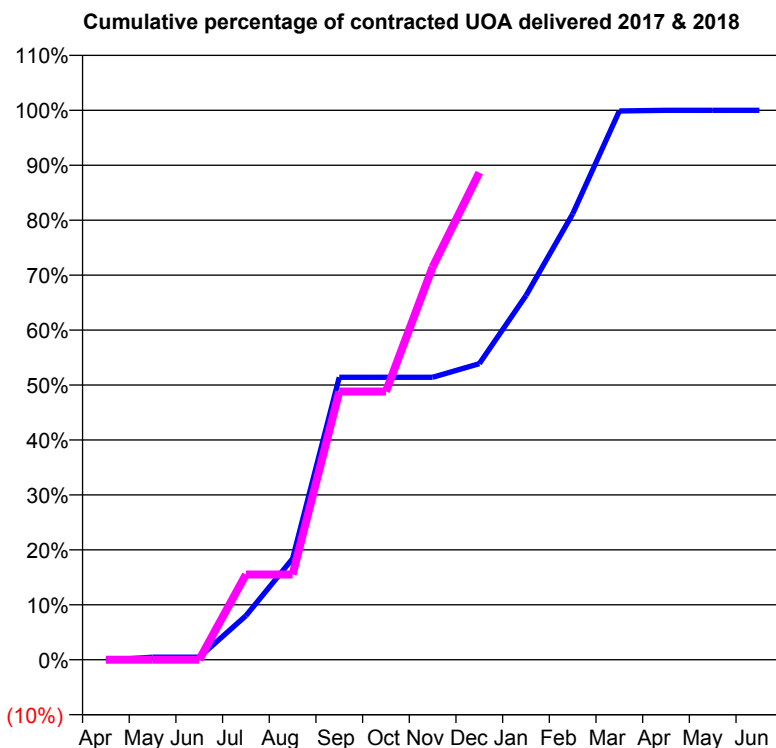
Q59 - Vital Signs Orthodontic At a Glance Contract Report for 104213/0001 - December 2017

Name or company name	Clearly Orthodontics Limited
Contract type name	PDS Contract
Purpose of contract	Orthodontic
Contract start date	01/07/2015
Contract end date	31/03/2019

17/18 Contracted general activity (UDA)	0
Carry forward general activity (UDA)	0
17/18 Contracted orthodontic activity (UOA)	838
Carry forward orthodontic activity (UOA)	0
Baseline contract value	£50,248.88

ACCESS

	Contract	England and Wales
24 month ratio of assessments to patient IDs	1.03	1.09

ACTIVITY


Month	Adjusted Scheduled Activity (UOA)	
	2017	2018
April	-1	0
May	4	0
June	4	0
July	68	130
August	156	130
September	436	409
October	436	409
November	436	599
December	457	743
January	562	
February	688	
March	847	
April	848	
May	848	
June	848	

QUALITY

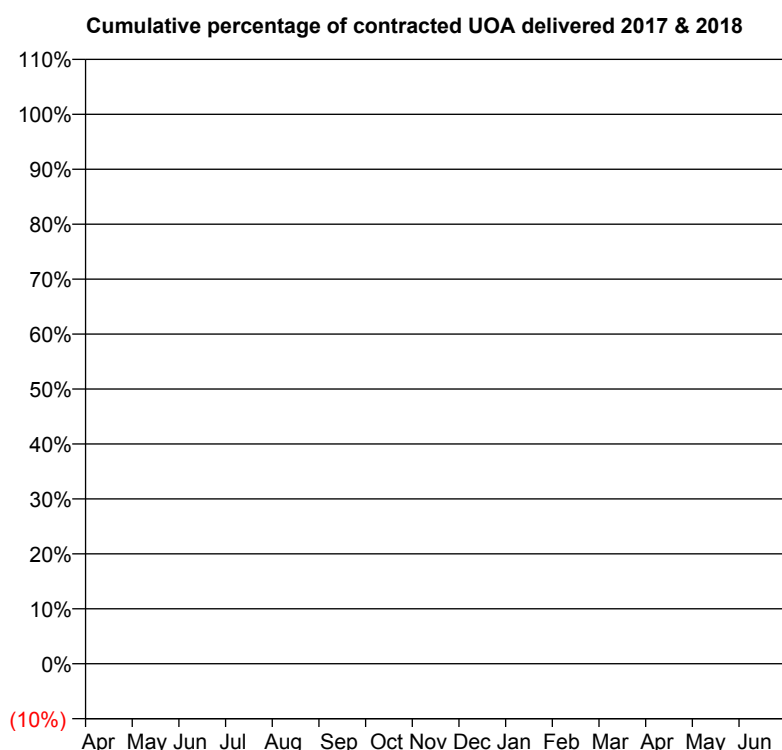
	Contract Quantity	Contract Base Number	Contract *	Region	England
% of all assessments that were assess and fit appliances (rolling 12 month period)	52	94	55.3%	57.7%	58.6%
% of all assessments that were assess and refuse (rolling 12 month period)	1	94	1.1%	11.3%	11.3%
% of all assessments that were assess and review (rolling 12 month period)	41	94	43.6%	31.0%	30.0%
% of terminated courses where treatment was abandoned or discontinued (rolling 12 month period)	0	0	N/A	8.4%	7.4%
% of completed treatments indicating that PAR score was taken (year to date)	0	0	N/A	61.0%	64.3%
Rate of removable appliances per 100 fixed appliances - proposed treatment (rolling 12 month period)	0	0	N/A	7.20	5.53
Rate of removable appliances per 100 fixed appliances - completed treatment (rolling 12 month period)	0	0	N/A	6.14	4.60
% of courses of treatment with removable appliances only - proposed treatment (rolling 12 month period)	0	52	0.0%	2.5%	1.9%
% of courses of treatment with removable appliances only - completed treatment (rolling 12 month period)	0	0	N/A	1.6%	1.4%
% of patients satisfied with the treatment they have received (rolling 12 month period)	0	0	N/A	96.5%	95.9%

* Figures in italics indicate that the base number is less than 100.

Q59 - Vital Signs Orthodontic At a Glance Contract Report for 104213/0002 - December 2017

Name or company name	Clearly Orthodontics Limited	17/18 Contracted general activity (UDA)	0
Contract type name	PDS Contract	Carry forward general activity (UDA)	0
Purpose of contract	Orthodontic	17/18 Contracted orthodontic activity (UOA)	0
Contract start date	01/07/2015	Carry forward orthodontic activity (UOA)	0
Contract end date	31/03/2019	Baseline contract value	£143,043.00

ACCESS	Contract	England and Wales
24 month ratio of assessments to patient IDs	1.05	1.09

ACTIVITY


Month	Adjusted Scheduled Activity (UOA)	
	2017	2018
April	0	21
May	256	128
June	387	128
July	1,047	451
August	1,220	451
September	1,331	833
October	1,510	833
November	1,916	1,066
December	2,224	1,299
January	2,572	
February	2,783	
March	3,004	
April	3,308	
May	3,316	
June	3,316	

QUALITY

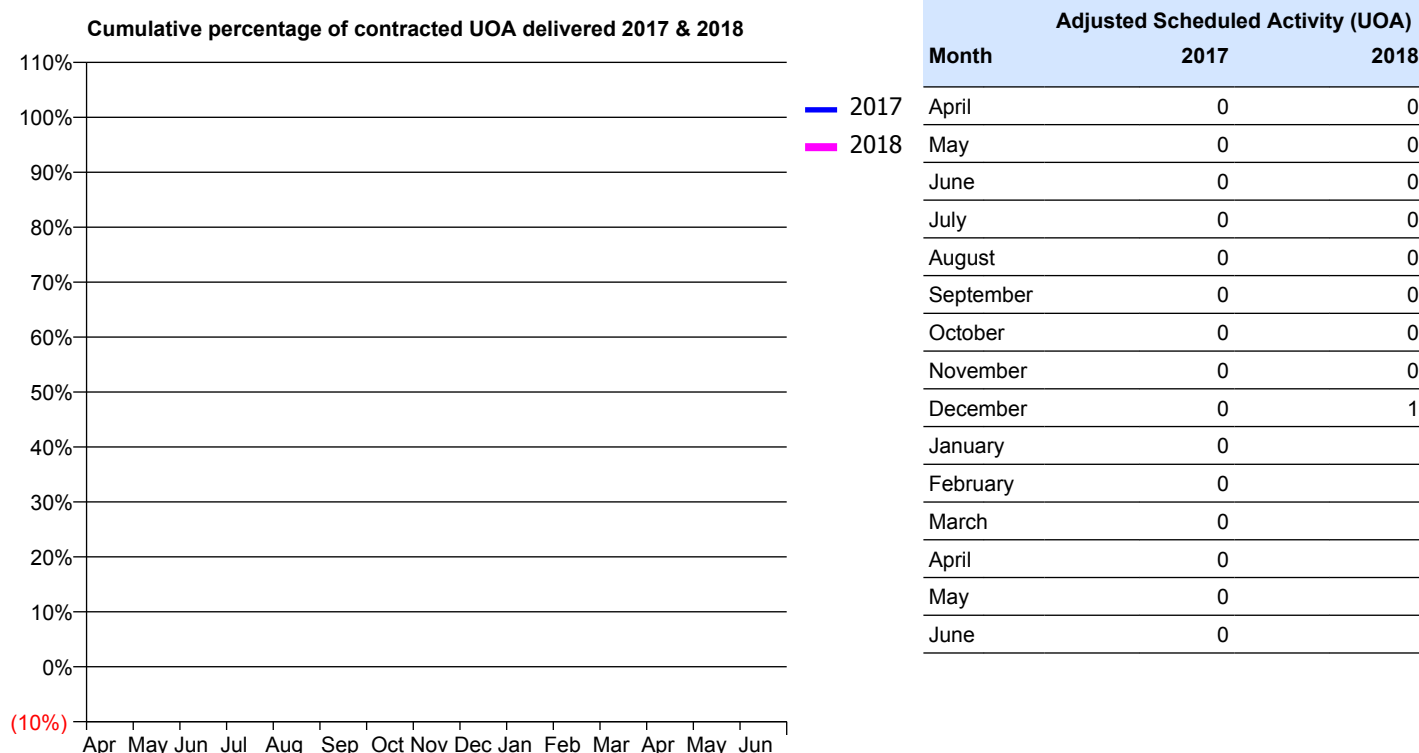
	Contract Quantity	Contract Base Number	Contract *	Region	England
% of all assessments that were assess and fit appliances (rolling 12 month period)	111	171	64.9%	57.7%	58.6%
% of all assessments that were assess and refuse (rolling 12 month period)	0	171	0.0%	11.3%	11.3%
% of all assessments that were assess and review (rolling 12 month period)	60	171	35.1%	31.0%	30.0%
% of terminated courses where treatment was abandoned or discontinued (rolling 12 month period)	0	0	N/A	8.4%	7.4%
% of completed treatments indicating that PAR score was taken (year to date)	0	0	N/A	61.0%	64.3%
Rate of removable appliances per 100 fixed appliances - proposed treatment (rolling 12 month period)	0	0	N/A	7.20	5.53
Rate of removable appliances per 100 fixed appliances - completed treatment (rolling 12 month period)	0	0	N/A	6.14	4.60
% of courses of treatment with removable appliances only - proposed treatment (rolling 12 month period)	0	111	0.0%	2.5%	1.9%
% of courses of treatment with removable appliances only - completed treatment (rolling 12 month period)	0	0	N/A	1.6%	1.4%
% of patients satisfied with the treatment they have received (rolling 12 month period)	2	3	66.7%	96.5%	95.9%

* Figures in italics indicate that the base number is less than 100.

Q59 - Vital Signs Orthodontic At a Glance Contract Report for 106461/0001 - December 2017

Name or company name	P Moulder, A Johnson, R Church, M Hambri	17/18 Contracted general activity (UDA)	10,320
Contract type name	GDS Contract	Carry forward general activity (UDA)	0
Purpose of contract	General	17/18 Contracted orthodontic activity (UOA)	0
Contract start date	01/09/2006	Carry forward orthodontic activity (UOA)	0
Contract end date		Baseline contract value	£246,748.74

ACCESS	Contract	England and Wales
24 month ratio of assessments to patient IDs	1.00	1.09

ACTIVITY


QUALITY	Contract Quantity	Contract Base Number	Contract *	Region	England
% of all assessments that were assess and fit appliances (rolling 12 month period)	0	1	0.0%	57.7%	58.6%
% of all assessments that were assess and refuse (rolling 12 month period)	0	1	0.0%	11.3%	11.3%
% of all assessments that were assess and review (rolling 12 month period)	1	1	100.0%	31.0%	30.0%
% of terminated courses where treatment was abandoned or discontinued (rolling 12 month period)	0	0	N/A	8.4%	7.4%
% of completed treatments indicating that PAR score was taken (year to date)	0	0	N/A	61.0%	64.3%
Rate of removable appliances per 100 fixed appliances - proposed treatment (rolling 12 month period)	0	0	N/A	7.20	5.53
Rate of removable appliances per 100 fixed appliances - completed treatment (rolling 12 month period)	0	0	N/A	6.14	4.60
% of courses of treatment with removable appliances only - proposed treatment (rolling 12 month period)	0	0	N/A	2.5%	1.9%
% of courses of treatment with removable appliances only - completed treatment (rolling 12 month period)	0	0	N/A	1.6%	1.4%
% of patients satisfied with the treatment they have received (rolling 12 month period)	0	0	N/A	96.5%	95.9%

* Figures in italics indicate that the base number is less than 100.

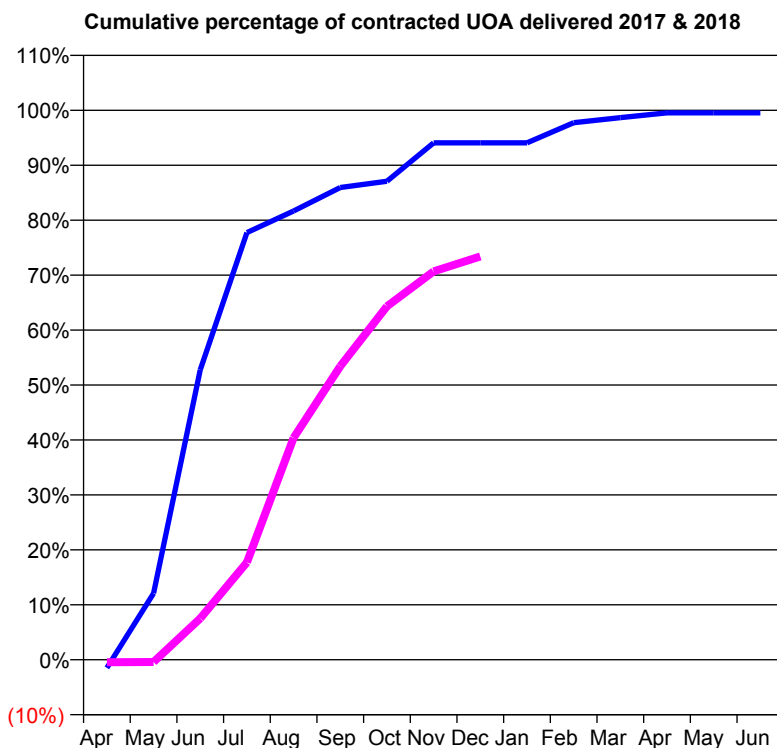
Q59 - Vital Signs Orthodontic At a Glance Contract Report for 117250/0002 - December 2017

Name or company name	Hallcross Dental Practices Limited
Contract type name	PDS Contract
Purpose of contract	General and Orthodontic
Contract start date	01/04/2008
Contract end date	31/03/2019

17/18 Contracted general activity (UDA)	0
Carry forward general activity (UDA)	0
17/18 Contracted orthodontic activity (UOA)	2,312
Carry forward orthodontic activity (UOA)	11
Baseline contract value	£155,576.27

ACCESS

	Contract	England and Wales
24 month ratio of assessments to patient IDs	1.06	1.09

ACTIVITY


Month	Adjusted Scheduled Activity (UOA)	
	2017	2018
April	-34	-11
May	277	-10
June	1,209	174
July	1,781	410
August	1,871	934
September	1,969	1,235
October	1,995	1,487
November	2,155	1,634
December	2,155	1,697
January	2,155	
February	2,239	
March	2,260	
April	2,280	
May	2,280	
June	2,280	

QUALITY

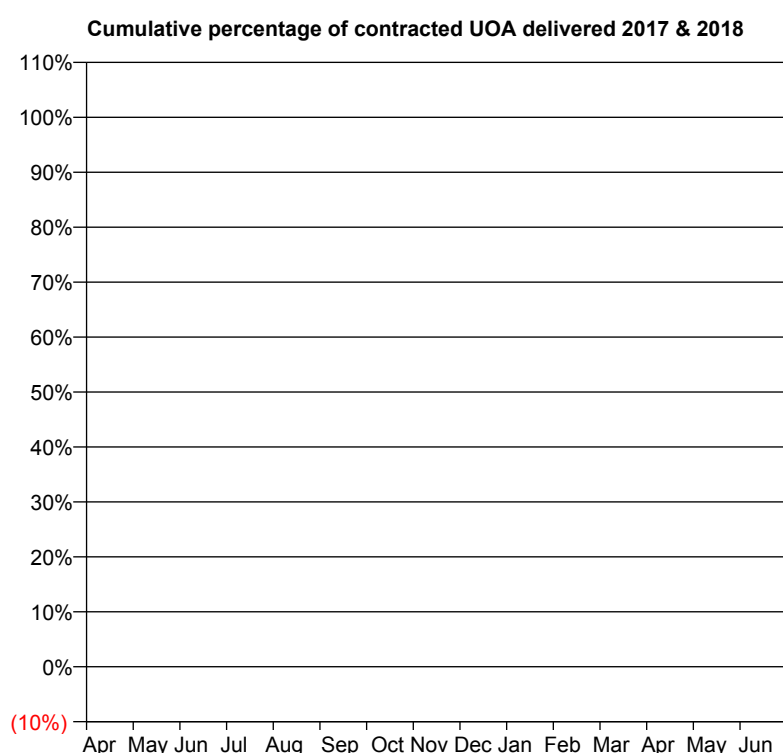
	Contract Quantity	Contract Base Number	Contract *	Region	England
% of all assessments that were assess and fit appliances (rolling 12 month period)	88	162	54.3%	57.7%	58.6%
% of all assessments that were assess and refuse (rolling 12 month period)	9	162	5.6%	11.3%	11.3%
% of all assessments that were assess and review (rolling 12 month period)	65	162	40.1%	31.0%	30.0%
% of terminated courses where treatment was abandoned or discontinued (rolling 12 month period)	8	111	7.2%	8.4%	7.4%
% of completed treatments indicating that PAR score was taken (year to date)	23	85	27.1%	61.0%	64.3%
Rate of removable appliances per 100 fixed appliances - proposed treatment (rolling 12 month period)	3	10	30.00	7.20	5.53
Rate of removable appliances per 100 fixed appliances - completed treatment (rolling 12 month period)	2	186	1.08	6.14	4.60
% of courses of treatment with removable appliances only - proposed treatment (rolling 12 month period)	3	88	3.4%	2.5%	1.9%
% of courses of treatment with removable appliances only - completed treatment (rolling 12 month period)	2	103	1.9%	1.6%	1.4%
% of patients satisfied with the treatment they have received (rolling 12 month period)	2	2	100.0%	96.5%	95.9%

* Figures in italics indicate that the base number is less than 100.

Q59 - Vital Signs Orthodontic At a Glance Contract Report for 117250/0005 - December 2017

Name or company name	Hallcross Dental Practices Limited	17/18 Contracted general activity (UDA)	0
Contract type name	PDS Contract	Carry forward general activity (UDA)	0
Purpose of contract	General and Orthodontic	17/18 Contracted orthodontic activity (UOA)	0
Contract start date	01/01/2012	Carry forward orthodontic activity (UOA)	0
Contract end date	31/03/2019	Baseline contract value	£109,030.02

ACCESS	Contract	England and Wales
24 month ratio of assessments to patient IDs	1.06	1.09

ACTIVITY


Month	Adjusted Scheduled Activity (UOA)	
	2017	2018
April	0	0
May	211	190
June	345	481
July	542	502
August	735	614
September	825	769
October	997	876
November	1,173	1,157
December	1,454	1,308
January	1,711	
February	1,905	
March	2,272	
April	2,421	
May	2,421	
June	2,421	

QUALITY

	Contract Quantity	Contract Base Number	Contract *	Region	England
% of all assessments that were assess and fit appliances (rolling 12 month period)	111	176	63.1%	57.7%	58.6%
% of all assessments that were assess and refuse (rolling 12 month period)	24	176	13.6%	11.3%	11.3%
% of all assessments that were assess and review (rolling 12 month period)	41	176	23.3%	31.0%	30.0%
% of terminated courses where treatment was abandoned or discontinued (rolling 12 month period)	3	90	3.3%	8.4%	7.4%
% of completed treatments indicating that PAR score was taken (year to date)	0	61	0.0%	61.0%	64.3%
Rate of removable appliances per 100 fixed appliances - proposed treatment (rolling 12 month period)	0	67	0.00	7.20	5.53
Rate of removable appliances per 100 fixed appliances - completed treatment (rolling 12 month period)	0	152	0.00	6.14	4.60
% of courses of treatment with removable appliances only - proposed treatment (rolling 12 month period)	0	111	0.0%	2.5%	1.9%
% of courses of treatment with removable appliances only - completed treatment (rolling 12 month period)	0	87	0.0%	1.6%	1.4%
% of patients satisfied with the treatment they have received (rolling 12 month period)	6	7	85.7%	96.5%	95.9%

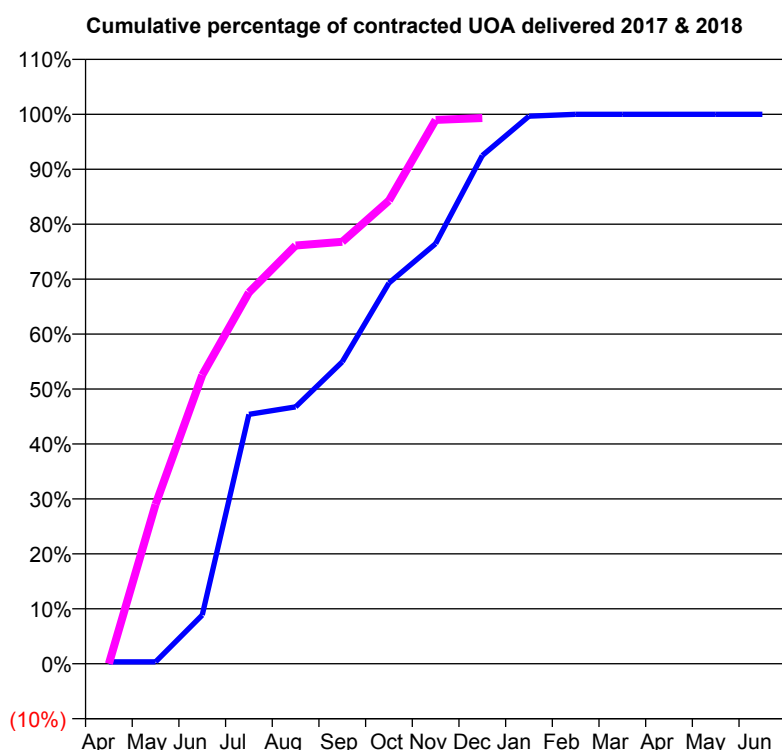
* Figures in italics indicate that the base number is less than 100.

Q59 - Vital Signs Orthodontic At a Glance Contract Report for 117412/0002 - December 2017

Name or company name	HS Virdee Ltd
Contract type name	GDS Contract
Purpose of contract	General and Orthodontic
Contract start date	01/11/2007
Contract end date	

17/18 Contracted general activity (UDA)	10,377
Carry forward general activity (UDA)	-179
17/18 Contracted orthodontic activity (UOA)	293
Carry forward orthodontic activity (UOA)	0
Baseline contract value	£291,970.20

ACCESS	Contract	England and Wales
24 month ratio of assessments to patient IDs	1.02	1.09

ACTIVITY


Month	Adjusted Scheduled Activity (UOA)	
	2017	2018
April	1	0
May	1	85
June	26	154
July	133	198
August	137	223
September	161	225
October	203	247
November	224	290
December	271	291
January	292	
February	293	
March	293	
April	293	
May	293	
June	293	

QUALITY

	Contract Quantity	Contract Base Number	Contract *	Region	England
% of all assessments that were assess and fit appliances (rolling 12 month period)	15	30	50.0%	57.7%	58.6%
% of all assessments that were assess and refuse (rolling 12 month period)	7	30	23.3%	11.3%	11.3%
% of all assessments that were assess and review (rolling 12 month period)	8	30	26.7%	31.0%	30.0%
% of terminated courses where treatment was abandoned or discontinued (rolling 12 month period)	1	9	11.1%	8.4%	7.4%
% of completed treatments indicating that PAR score was taken (year to date)	7	7	100.0%	61.0%	64.3%
Rate of removable appliances per 100 fixed appliances - proposed treatment (rolling 12 month period)	1	24	4.17	7.20	5.53
Rate of removable appliances per 100 fixed appliances - completed treatment (rolling 12 month period)	1	14	7.14	6.14	4.60
% of courses of treatment with removable appliances only - proposed treatment (rolling 12 month period)	1	15	6.7%	2.5%	1.9%
% of courses of treatment with removable appliances only - completed treatment (rolling 12 month period)	1	8	12.5%	1.6%	1.4%
% of patients satisfied with the treatment they have received (rolling 12 month period)	2	2	100.0%	96.5%	95.9%

* Figures in italics indicate that the base number is less than 100.

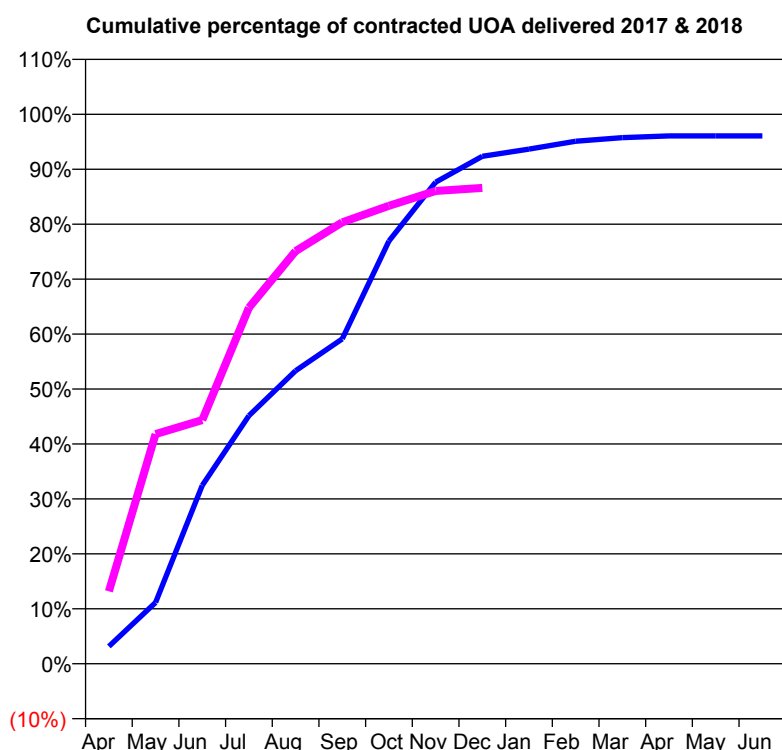
Q59 - Vital Signs Orthodontic At a Glance Contract Report for 118680/0003 - December 2017

Name or company name	Mr P Sitlu & Mr I Bhyat
Contract type name	GDS Contract
Purpose of contract	General and Orthodontic
Contract start date	09/12/2008
Contract end date	

17/18 Contracted general activity (UDA)	30,622
Carry forward general activity (UDA)	0
17/18 Contracted orthodontic activity (UOA)	895
Carry forward orthodontic activity (UOA)	16
Baseline contract value	£685,068.65

ACCESS

	Contract	England and Wales
24 month ratio of assessments to patient IDs	1.08	1.09

ACTIVITY


Month	Adjusted Scheduled Activity (UOA)	
	2017	2018
April	29	118
May	102	374
June	297	397
July	413	580
August	488	672
September	541	719
October	704	746
November	802	770
December	845	775
January	857	
February	870	
March	876	
April	879	
May	879	
June	879	

QUALITY

	Contract Quantity	Contract Base Number	Contract *	Region	England
% of all assessments that were assess and fit appliances (rolling 12 month period)	37	123	30.1%	57.7%	58.6%
% of all assessments that were assess and refuse (rolling 12 month period)	12	123	9.8%	11.3%	11.3%
% of all assessments that were assess and review (rolling 12 month period)	74	123	60.2%	31.0%	30.0%
% of terminated courses where treatment was abandoned or discontinued (rolling 12 month period)	9	135	6.7%	8.4%	7.4%
% of completed treatments indicating that PAR score was taken (year to date)	0	78	0.0%	61.0%	64.3%
Rate of removable appliances per 100 fixed appliances - proposed treatment (rolling 12 month period)	1	58	1.72	7.20	5.53
Rate of removable appliances per 100 fixed appliances - completed treatment (rolling 12 month period)	0	129	0.00	6.14	4.60
% of courses of treatment with removable appliances only - proposed treatment (rolling 12 month period)	1	37	2.7%	2.5%	1.9%
% of courses of treatment with removable appliances only - completed treatment (rolling 12 month period)	0	126	0.0%	1.6%	1.4%
% of patients satisfied with the treatment they have received (rolling 12 month period)	1	1	100.0%	96.5%	95.9%

* Figures in italics indicate that the base number is less than 100.

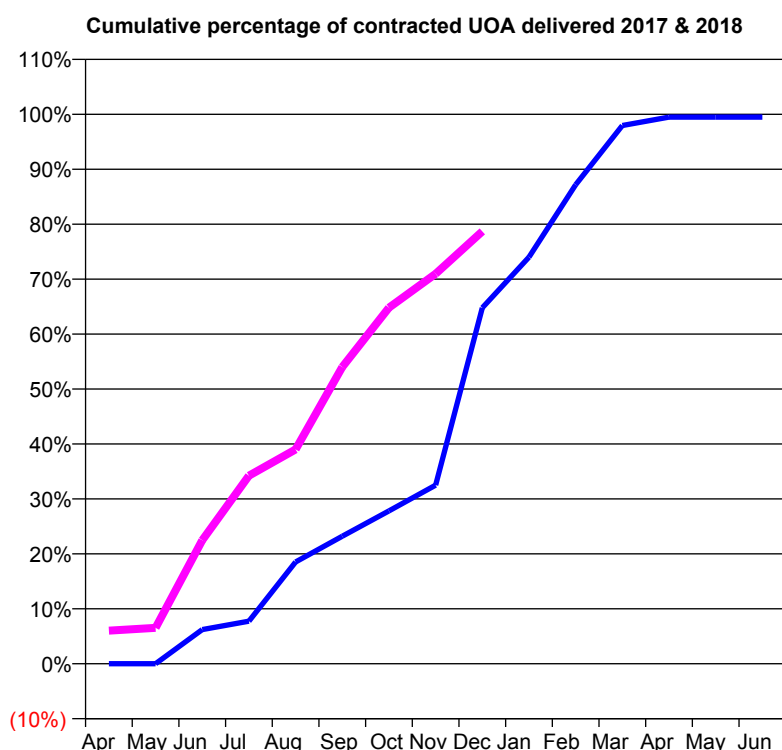
Q59 - Vital Signs Orthodontic At a Glance Contract Report for 121789/0001 - December 2017

Name or company name	Mr C Lucas, Mr M Hamburger, R Ingledew
Contract type name	GDS Contract
Purpose of contract	General and Orthodontic
Contract start date	01/04/2012
Contract end date	

17/18 Contracted general activity (UDA)	4,345
Carry forward general activity (UDA)	-103
17/18 Contracted orthodontic activity (UOA)	1,361
Carry forward orthodontic activity (UOA)	2
Baseline contract value	£210,443.98

ACCESS

	Contract	England and Wales
24 month ratio of assessments to patient IDs	1.00	1.09

ACTIVITY


Month	Adjusted Scheduled Activity (UOA)	
	2017	2018
April	0	82
May	0	89
June	85	306
July	106	466
August	253	531
September	317	735
October	380	882
November	444	966
December	885	1,071
January	1,011	
February	1,191	
March	1,338	
April	1,359	
May	1,359	
June	1,359	

QUALITY

	Contract Quantity	Contract Base Number	Contract *	Region	England
% of all assessments that were assess and fit appliances (rolling 12 month period)	77	112	68.8%	57.7%	58.6%
% of all assessments that were assess and refuse (rolling 12 month period)	11	112	9.8%	11.3%	11.3%
% of all assessments that were assess and review (rolling 12 month period)	24	112	21.4%	31.0%	30.0%
% of terminated courses where treatment was abandoned or discontinued (rolling 12 month period)	1	17	5.9%	8.4%	7.4%
% of completed treatments indicating that PAR score was taken (year to date)	1	14	7.1%	61.0%	64.3%
Rate of removable appliances per 100 fixed appliances - proposed treatment (rolling 12 month period)	10	139	7.19	7.20	5.53
Rate of removable appliances per 100 fixed appliances - completed treatment (rolling 12 month period)	0	28	0.00	6.14	4.60
% of courses of treatment with removable appliances only - proposed treatment (rolling 12 month period)	5	77	6.5%	2.5%	1.9%
% of courses of treatment with removable appliances only - completed treatment (rolling 12 month period)	0	16	0.0%	1.6%	1.4%
% of patients satisfied with the treatment they have received (rolling 12 month period)	3	3	100.0%	96.5%	95.9%

* Figures in italics indicate that the base number is less than 100.

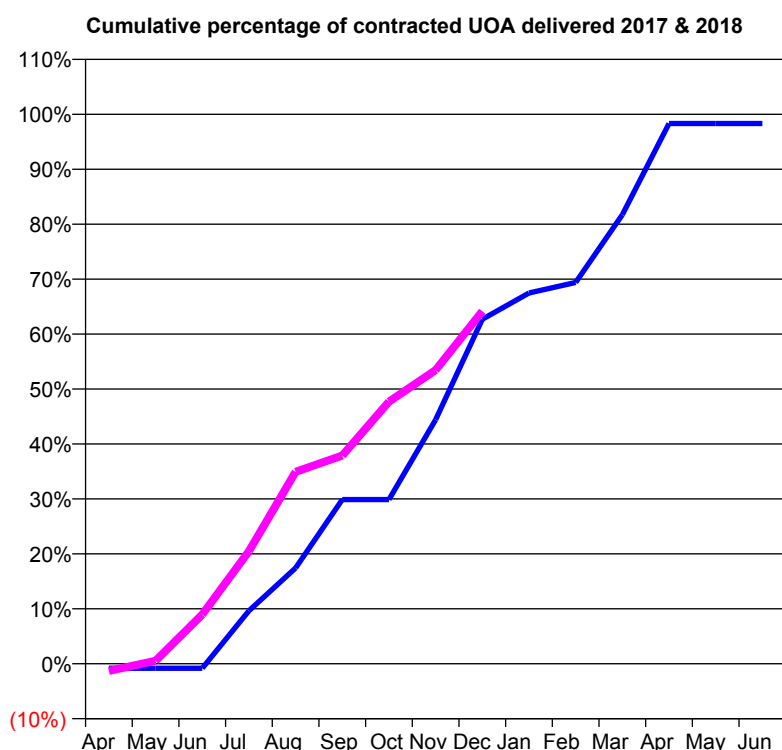
Q59 - Vital Signs Orthodontic At a Glance Contract Report for 123218/0001 - December 2017

Name or company name	Dayadent Limited
Contract type name	GDS Contract
Purpose of contract	General and Orthodontic
Contract start date	01/04/2008
Contract end date	

17/18 Contracted general activity (UDA)	4,952
Carry forward general activity (UDA)	22
17/18 Contracted orthodontic activity (UOA)	1,663
Carry forward orthodontic activity (UOA)	28
Baseline contract value	£274,389.23

ACCESS

	Contract	England and Wales
24 month ratio of assessments to patient IDs	1.17	1.09

ACTIVITY


Month	Adjusted Scheduled Activity (UOA)	
	2017	2018
April	-14	-22
May	-14	9
June	-14	149
July	160	341
August	289	581
September	495	630
October	495	793
November	736	889
December	1,039	1,067
January	1,118	
February	1,150	
March	1,354	
April	1,629	
May	1,629	
June	1,629	

QUALITY

	Contract Quantity	Contract Base Number	Contract *	Region	England
% of all assessments that were assess and fit appliances (rolling 12 month period)	74	224	33.0%	57.7%	58.6%
% of all assessments that were assess and refuse (rolling 12 month period)	43	224	19.2%	11.3%	11.3%
% of all assessments that were assess and review (rolling 12 month period)	107	224	47.8%	31.0%	30.0%
% of terminated courses where treatment was abandoned or discontinued (rolling 12 month period)	0	0	N/A	8.4%	7.4%
% of completed treatments indicating that PAR score was taken (year to date)	0	0	N/A	61.0%	64.3%
Rate of removable appliances per 100 fixed appliances - proposed treatment (rolling 12 month period)	1	106	0.94	7.20	5.53
Rate of removable appliances per 100 fixed appliances - completed treatment (rolling 12 month period)	0	0	N/A	6.14	4.60
% of courses of treatment with removable appliances only - proposed treatment (rolling 12 month period)	0	74	0.0%	2.5%	1.9%
% of courses of treatment with removable appliances only - completed treatment (rolling 12 month period)	0	0	N/A	1.6%	1.4%
% of patients satisfied with the treatment they have received (rolling 12 month period)	4	4	100.0%	96.5%	95.9%

* Figures in italics indicate that the base number is less than 100.

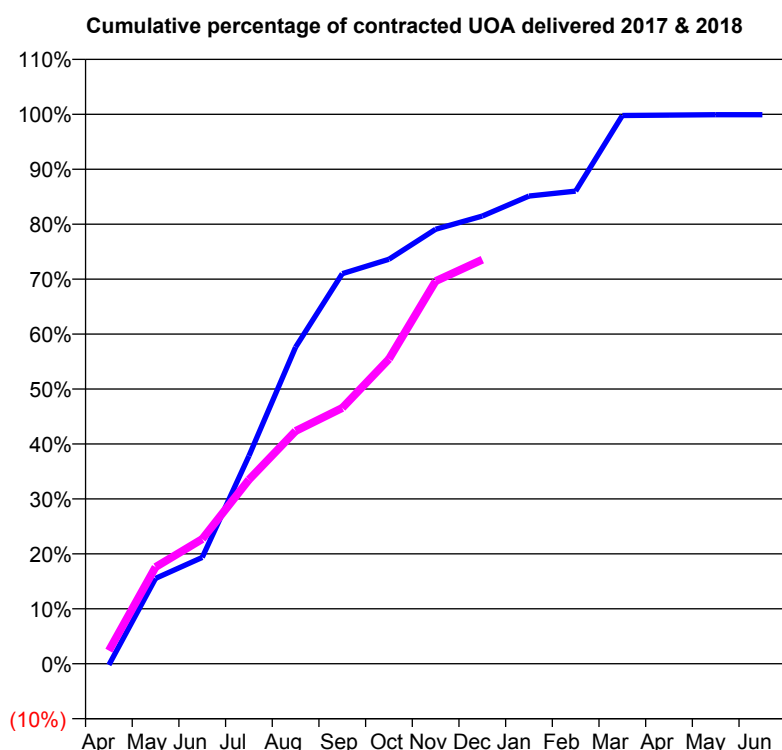
Q59 - Vital Signs Orthodontic At a Glance Contract Report for 126071/0001 - December 2017

Name or company name	Wilson, Edwards & Sanghi
Contract type name	GDS Contract
Purpose of contract	General and Orthodontic
Contract start date	01/04/2006
Contract end date	

17/18 Contracted general activity (UDA)	37,524
Carry forward general activity (UDA)	0
17/18 Contracted orthodontic activity (UOA)	1,334
Carry forward orthodontic activity (UOA)	0
Baseline contract value	£977,154.89

ACCESS

	Contract	England and Wales
24 month ratio of assessments to patient IDs	1.33	1.09

ACTIVITY


Month	Adjusted Scheduled Activity (UOA)	
	2017	2018
April	-3	32
May	208	235
June	259	303
July	506	447
August	771	565
September	950	621
October	985	740
November	1,058	929
December	1,090	981
January	1,139	
February	1,151	
March	1,335	
April	1,336	
May	1,337	
June	1,337	

QUALITY

	Contract Quantity	Contract Base Number	Contract *	Region	England
% of all assessments that were assess and fit appliances (rolling 12 month period)	51	209	24.4%	57.7%	58.6%
% of all assessments that were assess and refuse (rolling 12 month period)	16	209	7.7%	11.3%	11.3%
% of all assessments that were assess and review (rolling 12 month period)	142	209	67.9%	31.0%	30.0%
% of terminated courses where treatment was abandoned or discontinued (rolling 12 month period)	12	82	14.6%	8.4%	7.4%
% of completed treatments indicating that PAR score was taken (year to date)	45	46	97.8%	61.0%	64.3%
Rate of removable appliances per 100 fixed appliances - proposed treatment (rolling 12 month period)	9	61	14.75	7.20	5.53
Rate of removable appliances per 100 fixed appliances - completed treatment (rolling 12 month period)	17	133	12.78	6.14	4.60
% of courses of treatment with removable appliances only - proposed treatment (rolling 12 month period)	5	51	9.8%	2.5%	1.9%
% of courses of treatment with removable appliances only - completed treatment (rolling 12 month period)	0	70	0.0%	1.6%	1.4%
% of patients satisfied with the treatment they have received (rolling 12 month period)	3	4	75.0%	96.5%	95.9%

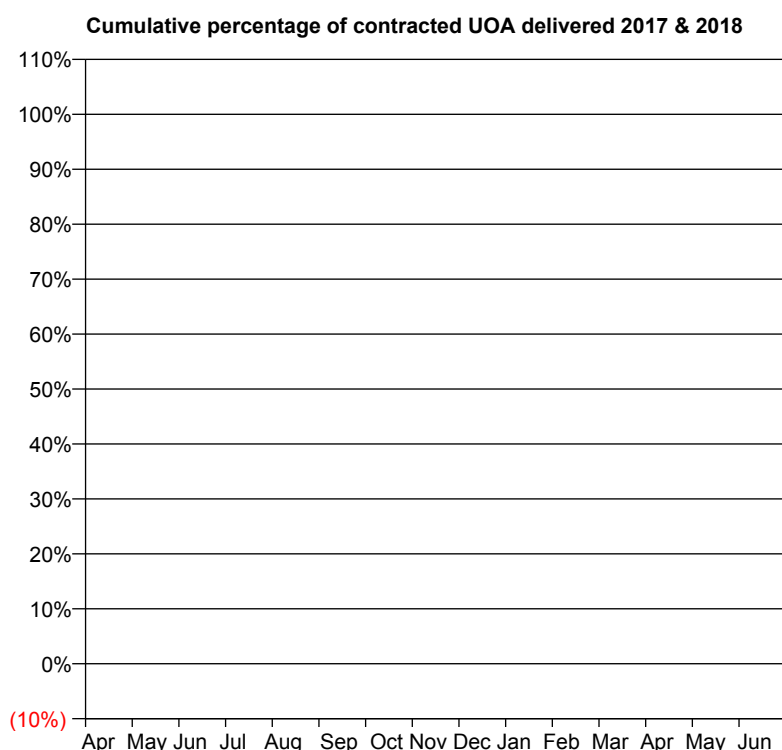
* Figures in italics indicate that the base number is less than 100.

Q59 - Vital Signs Orthodontic At a Glance Contract Report for 127078/0001 - December 2017

Name or company name	The Whitehouse Surgery Ltd
Contract type name	GDS Contract
Purpose of contract	General
Contract start date	02/02/2009
Contract end date	

17/18 Contracted general activity (UDA)	7,884
Carry forward general activity (UDA)	-45
17/18 Contracted orthodontic activity (UOA)	0
Carry forward orthodontic activity (UOA)	0
Baseline contract value	£174,658.54

ACCESS	Contract	England and Wales
24 month ratio of assessments to patient IDs	1.00	1.09

ACTIVITY


Month	Adjusted Scheduled Activity (UOA)	
	2017	2018
April	0	0
May	0	0
June	0	0
July	0	2
August	0	3
September	0	3
October	0	4
November	1	4
December	1	4
January	1	
February	1	
March	1	
April	1	
May	1	
June	1	

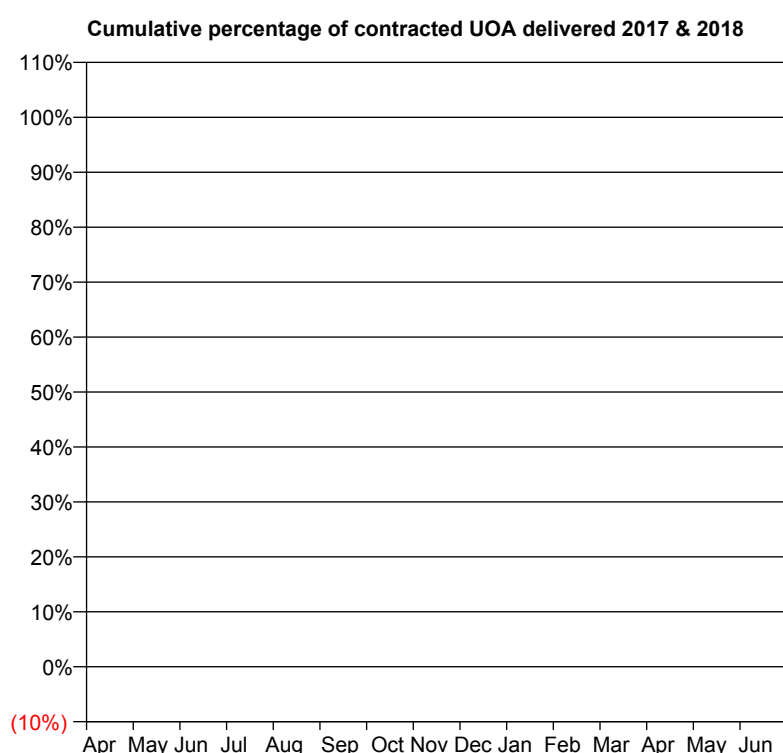
QUALITY	Contract Quantity	Contract Base Number	Contract *	Region	England
% of all assessments that were assess and fit appliances (rolling 12 month period)	0	4	0.0%	57.7%	58.6%
% of all assessments that were assess and refuse (rolling 12 month period)	3	4	75.0%	11.3%	11.3%
% of all assessments that were assess and review (rolling 12 month period)	1	4	25.0%	31.0%	30.0%
% of terminated courses where treatment was abandoned or discontinued (rolling 12 month period)	1	1	100.0%	8.4%	7.4%
% of completed treatments indicating that PAR score was taken (year to date)	0	0	N/A	61.0%	64.3%
Rate of removable appliances per 100 fixed appliances - proposed treatment (rolling 12 month period)	0	0	N/A	7.20	5.53
Rate of removable appliances per 100 fixed appliances - completed treatment (rolling 12 month period)	0	0	N/A	6.14	4.60
% of courses of treatment with removable appliances only - proposed treatment (rolling 12 month period)	0	0	N/A	2.5%	1.9%
% of courses of treatment with removable appliances only - completed treatment (rolling 12 month period)	0	0	N/A	1.6%	1.4%
% of patients satisfied with the treatment they have received (rolling 12 month period)	0	0	N/A	96.5%	95.9%

* Figures in italics indicate that the base number is less than 100.

Q59 - Vital Signs Orthodontic At a Glance Contract Report for 127078/0004 - December 2017

Name or company name	The Whitehouse Surgery Ltd	17/18 Contracted general activity (UDA)	0
Contract type name	PDS Contract	Carry forward general activity (UDA)	0
Purpose of contract	Orthodontic	17/18 Contracted orthodontic activity (UOA)	0
Contract start date	01/01/2012	Carry forward orthodontic activity (UOA)	0
Contract end date	31/03/2019	Baseline contract value	£155,601.00

ACCESS	Contract	England and Wales
24 month ratio of assessments to patient IDs	1.00	1.09

ACTIVITY


Month	Adjusted Scheduled Activity (UOA)	
	2017	2018
April	0	0
May	195	53
June	437	211
July	676	410
August	980	674
September	1,182	763
October	1,356	876
November	1,641	1,196
December	1,887	1,413
January	2,034	
February	2,210	
March	2,341	
April	2,704	
May	2,704	
June	2,704	

QUALITY

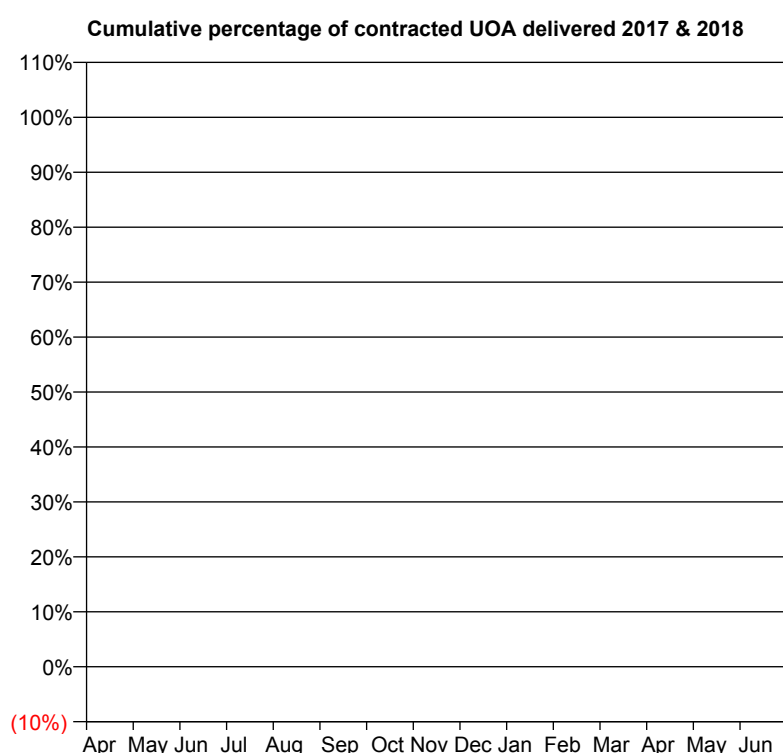
	Contract Quantity	Contract Base Number	Contract *	Region	England
% of all assessments that were assess and fit appliances (rolling 12 month period)	105	191	55.0%	57.7%	58.6%
% of all assessments that were assess and refuse (rolling 12 month period)	40	191	20.9%	11.3%	11.3%
% of all assessments that were assess and review (rolling 12 month period)	46	191	24.1%	31.0%	30.0%
% of terminated courses where treatment was abandoned or discontinued (rolling 12 month period)	0	69	0.0%	8.4%	7.4%
% of completed treatments indicating that PAR score was taken (year to date)	30	50	60.0%	61.0%	64.3%
Rate of removable appliances per 100 fixed appliances - proposed treatment (rolling 12 month period)	15	204	7.35	7.20	5.53
Rate of removable appliances per 100 fixed appliances - completed treatment (rolling 12 month period)	1	117	0.85	6.14	4.60
% of courses of treatment with removable appliances only - proposed treatment (rolling 12 month period)	2	105	1.9%	2.5%	1.9%
% of courses of treatment with removable appliances only - completed treatment (rolling 12 month period)	0	69	0.0%	1.6%	1.4%
% of patients satisfied with the treatment they have received (rolling 12 month period)	0	0	N/A	96.5%	95.9%

* Figures in italics indicate that the base number is less than 100.

Q59 - Vital Signs Orthodontic At a Glance Contract Report for 130796/0004 - December 2017

Name or company name	JDRM Dental Care Ltd	17/18 Contracted general activity (UDA)	0
Contract type name	PDS Contract	Carry forward general activity (UDA)	0
Purpose of contract	General and Orthodontic	17/18 Contracted orthodontic activity (UOA)	0
Contract start date	01/01/2012	Carry forward orthodontic activity (UOA)	0
Contract end date	31/03/2019	Baseline contract value	£143,959.02

ACCESS	Contract	England and Wales
24 month ratio of assessments to patient IDs	1.04	1.09

ACTIVITY


Month	Adjusted Scheduled Activity (UOA)	
	2017	2018
April	0	0
May	216	266
June	413	375
July	564	443
August	765	701
September	982	886
October	1,120	1,086
November	1,277	1,263
December	1,521	1,542
January	1,715	
February	1,935	
March	2,094	
April	2,292	
May	2,292	
June	2,292	

QUALITY

	Contract Quantity	Contract Base Number	Contract *	Region	England
% of all assessments that were assess and fit appliances (rolling 12 month period)	105	214	49.1%	57.7%	58.6%
% of all assessments that were assess and refuse (rolling 12 month period)	93	214	43.5%	11.3%	11.3%
% of all assessments that were assess and review (rolling 12 month period)	16	214	7.5%	31.0%	30.0%
% of terminated courses where treatment was abandoned or discontinued (rolling 12 month period)	17	105	16.2%	8.4%	7.4%
% of completed treatments indicating that PAR score was taken (year to date)	67	68	98.5%	61.0%	64.3%
Rate of removable appliances per 100 fixed appliances - proposed treatment (rolling 12 month period)	8	207	3.86	7.20	5.53
Rate of removable appliances per 100 fixed appliances - completed treatment (rolling 12 month period)	1	174	0.57	6.14	4.60
% of courses of treatment with removable appliances only - proposed treatment (rolling 12 month period)	0	105	0.0%	2.5%	1.9%
% of courses of treatment with removable appliances only - completed treatment (rolling 12 month period)	0	88	0.0%	1.6%	1.4%
% of patients satisfied with the treatment they have received (rolling 12 month period)	2	2	100.0%	96.5%	95.9%

* Figures in italics indicate that the base number is less than 100.

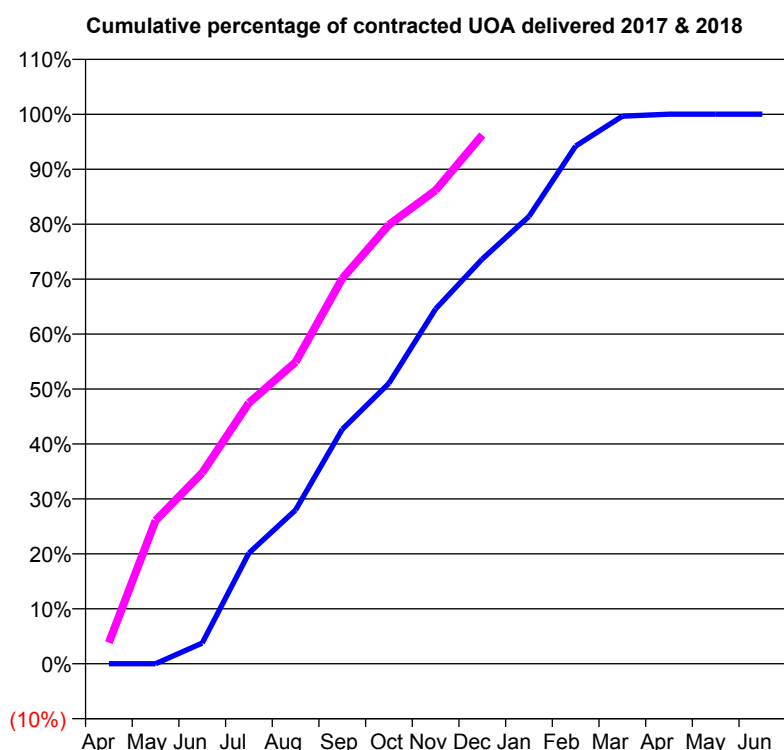
Q59 - Vital Signs Orthodontic At a Glance Contract Report for 134503/0001 - December 2017

Name or company name	Mr Haren and Mrs Sonal Patel
Contract type name	PDS Contract
Purpose of contract	Orthodontic
Contract start date	01/04/2008
Contract end date	31/03/2019

17/18 Contracted general activity (UDA)	0
Carry forward general activity (UDA)	0
17/18 Contracted orthodontic activity (UOA)	3,894
Carry forward orthodontic activity (UOA)	0
Baseline contract value	£240,921.18

ACCESS

	Contract	England and Wales
24 month ratio of assessments to patient IDs	1.14	1.09

ACTIVITY


Month	Adjusted Scheduled Activity (UOA)	
	2017	2018
April	0	150
May	0	1,015
June	147	1,354
July	785	1,849
August	1,090	2,138
September	1,662	2,730
October	1,988	3,111
November	2,515	3,355
December	2,868	3,747
January	3,170	
February	3,669	
March	3,880	
April	3,895	
May	3,895	
June	3,895	

QUALITY

	Contract Quantity	Contract Base Number	Contract *	Region	England
% of all assessments that were assess and fit appliances (rolling 12 month period)	217	451	48.1%	57.7%	58.6%
% of all assessments that were assess and refuse (rolling 12 month period)	9	451	2.0%	11.3%	11.3%
% of all assessments that were assess and review (rolling 12 month period)	225	451	49.9%	31.0%	30.0%
% of terminated courses where treatment was abandoned or discontinued (rolling 12 month period)	11	79	13.9%	8.4%	7.4%
% of completed treatments indicating that PAR score was taken (year to date)	0	56	0.0%	61.0%	64.3%
Rate of removable appliances per 100 fixed appliances - proposed treatment (rolling 12 month period)	92	432	21.30	7.20	5.53
Rate of removable appliances per 100 fixed appliances - completed treatment (rolling 12 month period)	3	136	2.21	6.14	4.60
% of courses of treatment with removable appliances only - proposed treatment (rolling 12 month period)	0	217	0.0%	2.5%	1.9%
% of courses of treatment with removable appliances only - completed treatment (rolling 12 month period)	0	68	0.0%	1.6%	1.4%
% of patients satisfied with the treatment they have received (rolling 12 month period)	11	11	100.0%	96.5%	95.9%

* Figures in italics indicate that the base number is less than 100.

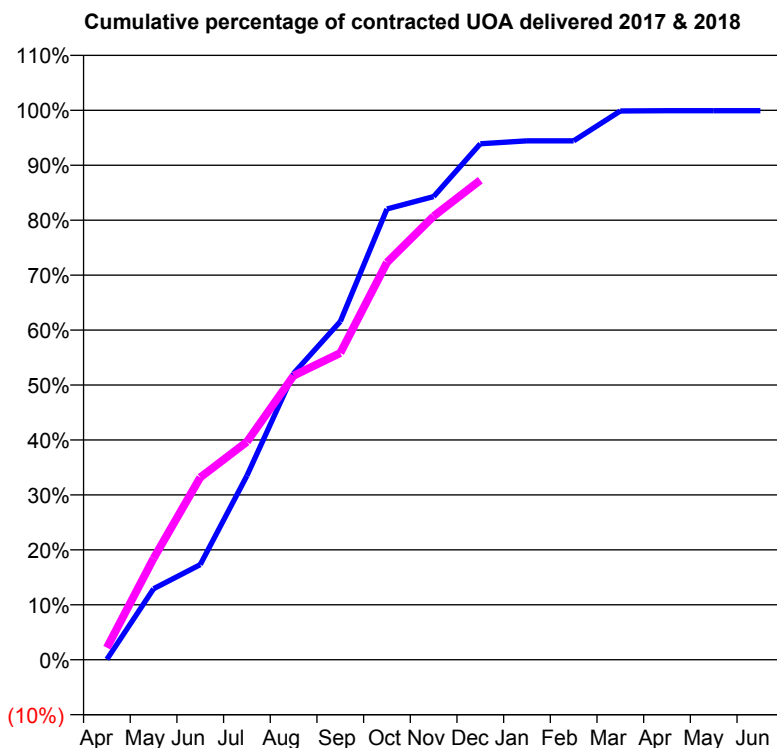
Q59 - Vital Signs Orthodontic At a Glance Contract Report for 134503/0002 - December 2017

Name or company name	Mr Haren and Mrs Sonal Patel
Contract type name	PDS Contract
Purpose of contract	Orthodontic
Contract start date	01/04/2008
Contract end date	31/03/2019

17/18 Contracted general activity (UDA)	0
Carry forward general activity (UDA)	0
17/18 Contracted orthodontic activity (UOA)	3,885
Carry forward orthodontic activity (UOA)	3
Baseline contract value	£220,511.04

ACCESS

	Contract	England and Wales
24 month ratio of assessments to patient IDs	1.10	1.09

ACTIVITY


Month	Adjusted Scheduled Activity (UOA)	
	2017	2018
April	3	85
May	505	717
June	676	1,289
July	1,309	1,541
August	2,036	2,009
September	2,404	2,169
October	3,204	2,809
November	3,292	3,136
December	3,668	3,391
January	3,689	
February	3,689	
March	3,901	
April	3,903	
May	3,903	
June	3,903	

QUALITY

	Contract Quantity	Contract Base Number	Contract *	Region	England
% of all assessments that were assess and fit appliances (rolling 12 month period)	167	289	57.8%	57.7%	58.6%
% of all assessments that were assess and refuse (rolling 12 month period)	23	289	8.0%	11.3%	11.3%
% of all assessments that were assess and review (rolling 12 month period)	99	289	34.3%	31.0%	30.0%
% of terminated courses where treatment was abandoned or discontinued (rolling 12 month period)	13	378	3.4%	8.4%	7.4%
% of completed treatments indicating that PAR score was taken (year to date)	0	346	0.0%	61.0%	64.3%
Rate of removable appliances per 100 fixed appliances - proposed treatment (rolling 12 month period)	7	328	2.13	7.20	5.53
Rate of removable appliances per 100 fixed appliances - completed treatment (rolling 12 month period)	5	186	2.69	6.14	4.60
% of courses of treatment with removable appliances only - proposed treatment (rolling 12 month period)	0	167	0.0%	2.5%	1.9%
% of courses of treatment with removable appliances only - completed treatment (rolling 12 month period)	3	365	0.8%	1.6%	1.4%
% of patients satisfied with the treatment they have received (rolling 12 month period)	6	6	100.0%	96.5%	95.9%

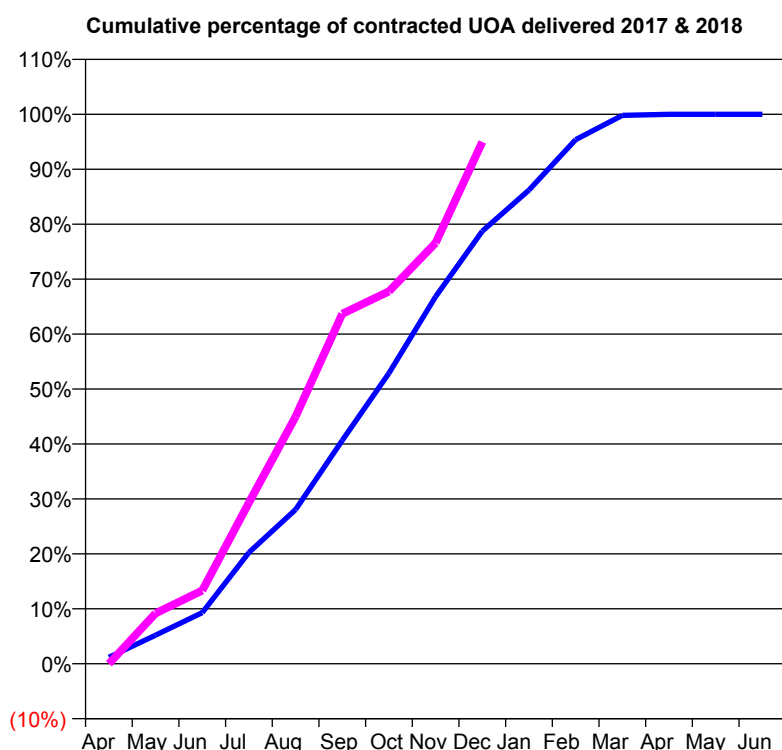
* Figures in italics indicate that the base number is less than 100.

Q59 - Vital Signs Orthodontic At a Glance Contract Report for 136336/0001 - December 2017

Name or company name	Gosal Orthodontics Limited
Contract type name	PDS Contract
Purpose of contract	Orthodontic
Contract start date	01/02/2015
Contract end date	31/03/2019

17/18 Contracted general activity (UDA)	0
Carry forward general activity (UDA)	0
17/18 Contracted orthodontic activity (UOA)	6,173
Carry forward orthodontic activity (UOA)	0
Baseline contract value	£381,932.50

ACCESS	Contract	England and Wales
24 month ratio of assessments to patient IDs	1.02	1.09

ACTIVITY


Month	Adjusted Scheduled Activity (UOA)	
	2017	2018
April	72	0
May	321	567
June	575	823
July	1,251	1,810
August	1,734	2,776
September	2,511	3,931
October	3,267	4,183
November	4,128	4,729
December	4,863	5,863
January	5,325	
February	5,892	
March	6,165	
April	6,176	
May	6,176	
June	6,176	

QUALITY	Contract Quantity	Contract Base Number	Contract *	Region	England
% of all assessments that were assess and fit appliances (rolling 12 month period)	342	353	96.9%	57.7%	58.6%
% of all assessments that were assess and refuse (rolling 12 month period)	4	353	1.1%	11.3%	11.3%
% of all assessments that were assess and review (rolling 12 month period)	7	353	2.0%	31.0%	30.0%
% of terminated courses where treatment was abandoned or discontinued (rolling 12 month period)	9	272	3.3%	8.4%	7.4%
% of completed treatments indicating that PAR score was taken (year to date)	209	213	98.1%	61.0%	64.3%
Rate of removable appliances per 100 fixed appliances - proposed treatment (rolling 12 month period)	7	677	1.03	7.20	5.53
Rate of removable appliances per 100 fixed appliances - completed treatment (rolling 12 month period)	7	520	1.35	6.14	4.60
% of courses of treatment with removable appliances only - proposed treatment (rolling 12 month period)	0	342	0.0%	2.5%	1.9%
% of courses of treatment with removable appliances only - completed treatment (rolling 12 month period)	0	263	0.0%	1.6%	1.4%
% of patients satisfied with the treatment they have received (rolling 12 month period)	5	6	83.3%	96.5%	95.9%

* Figures in italics indicate that the base number is less than 100.

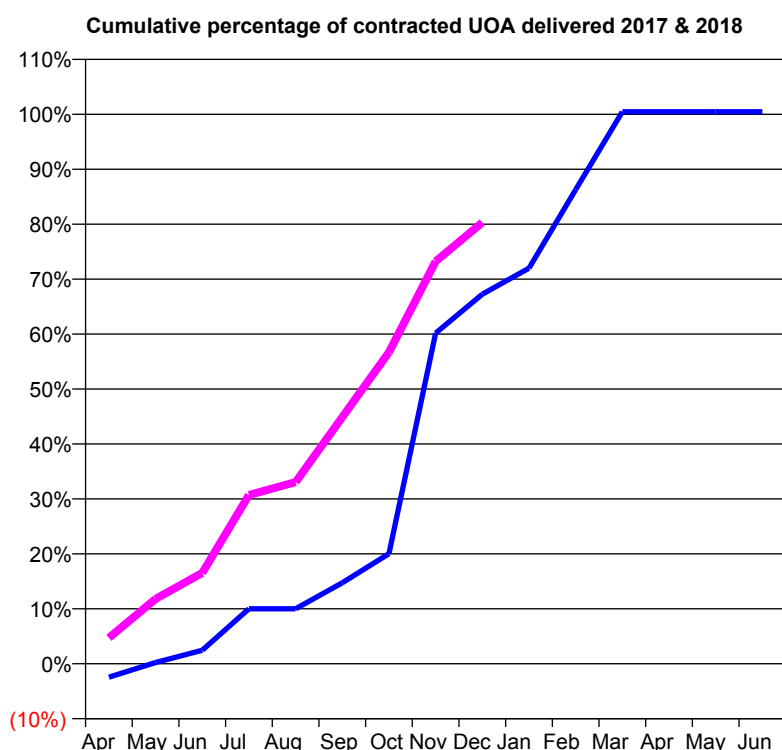
Q59 - Vital Signs Orthodontic At a Glance Contract Report for 137766/0001 - December 2017

Name or company name	Mr B Patel & Mr R Jansari
Contract type name	GDS Contract
Purpose of contract	General and Orthodontic
Contract start date	01/04/2010
Contract end date	

17/18 Contracted general activity (UDA)	41,661
Carry forward general activity (UDA)	0
17/18 Contracted orthodontic activity (UOA)	889
Carry forward orthodontic activity (UOA)	0
Baseline contract value	£1,297,594.50

ACCESS

	Contract	England and Wales
24 month ratio of assessments to patient IDs	1.21	1.09

ACTIVITY


Month	Adjusted Scheduled Activity (UOA)	
	2017	2018
April	-22	42
May	2	105
June	22	147
July	89	273
August	89	294
September	131	399
October	178	504
November	535	651
December	598	714
January	640	
February	767	
March	893	
April	893	
May	893	
June	893	

QUALITY

	Contract Quantity	Contract Base Number	Contract *	Region	England
% of all assessments that were assess and fit appliances (rolling 12 month period)	48	49	98.0%	57.7%	58.6%
% of all assessments that were assess and refuse (rolling 12 month period)	0	49	0.0%	11.3%	11.3%
% of all assessments that were assess and review (rolling 12 month period)	1	49	2.0%	31.0%	30.0%
% of terminated courses where treatment was abandoned or discontinued (rolling 12 month period)	1	12	8.3%	8.4%	7.4%
% of completed treatments indicating that PAR score was taken (year to date)	0	11	0.0%	61.0%	64.3%
Rate of removable appliances per 100 fixed appliances - proposed treatment (rolling 12 month period)	8	92	8.70	7.20	5.53
Rate of removable appliances per 100 fixed appliances - completed treatment (rolling 12 month period)	2	20	10.00	6.14	4.60
% of courses of treatment with removable appliances only - proposed treatment (rolling 12 month period)	0	48	0.0%	2.5%	1.9%
% of courses of treatment with removable appliances only - completed treatment (rolling 12 month period)	0	11	0.0%	1.6%	1.4%
% of patients satisfied with the treatment they have received (rolling 12 month period)	0	0	N/A	96.5%	95.9%

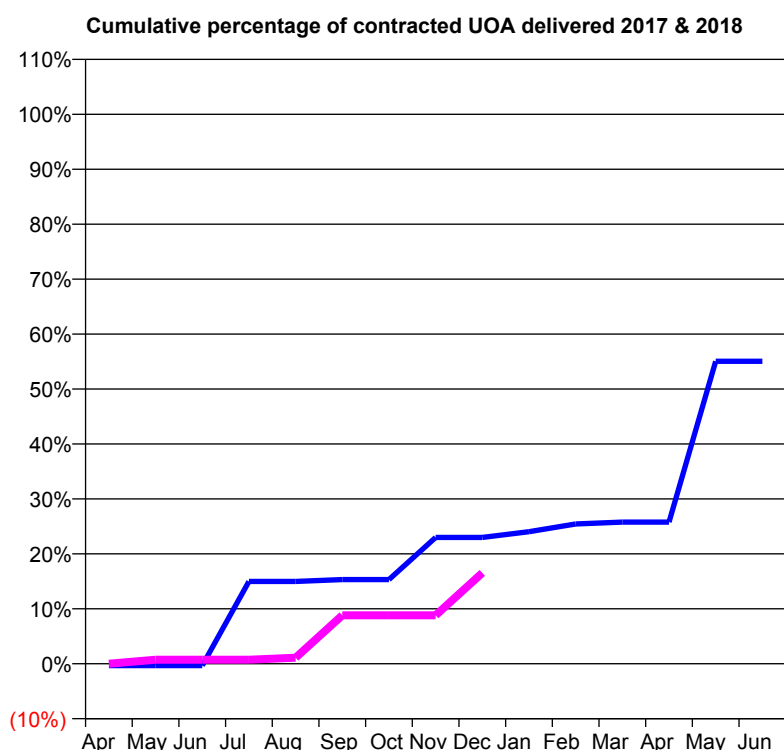
* Figures in italics indicate that the base number is less than 100.

Q59 - Vital Signs Orthodontic At a Glance Contract Report for 139874/0001 - December 2017

Name or company name	C M Desai Limited
Contract type name	GDS Contract
Purpose of contract	Orthodontic
Contract start date	01/03/2008
Contract end date	

17/18 Contracted general activity (UDA)	8,313
Carry forward general activity (UDA)	-102
17/18 Contracted orthodontic activity (UOA)	272
Carry forward orthodontic activity (UOA)	0
Baseline contract value	£240,169.39

ACCESS	Contract	England and Wales
24 month ratio of assessments to patient IDs	1.39	1.09

ACTIVITY


Month	Adjusted Scheduled Activity (UOA)	
	2017	2018
April	-1	0
May	-1	2
June	-1	2
July	43	2
August	43	3
September	44	24
October	44	24
November	66	24
December	66	45
January	69	
February	73	
March	74	
April	74	
May	158	
June	158	

QUALITY

	Contract Quantity	Contract Base Number	Contract *	Region	England
% of all assessments that were assess and fit appliances (rolling 12 month period)	6	17	35.3%	57.7%	58.6%
% of all assessments that were assess and refuse (rolling 12 month period)	1	17	5.9%	11.3%	11.3%
% of all assessments that were assess and review (rolling 12 month period)	10	17	58.8%	31.0%	30.0%
% of terminated courses where treatment was abandoned or discontinued (rolling 12 month period)	4	4	100.0%	8.4%	7.4%
% of completed treatments indicating that PAR score was taken (year to date)	0	0	N/A	61.0%	64.3%
Rate of removable appliances per 100 fixed appliances - proposed treatment (rolling 12 month period)	1	8	12.50	7.20	5.53
Rate of removable appliances per 100 fixed appliances - completed treatment (rolling 12 month period)	0	0	N/A	6.14	4.60
% of courses of treatment with removable appliances only - proposed treatment (rolling 12 month period)	1	6	16.7%	2.5%	1.9%
% of courses of treatment with removable appliances only - completed treatment (rolling 12 month period)	0	0	N/A	1.6%	1.4%
% of patients satisfied with the treatment they have received (rolling 12 month period)	0	0	N/A	96.5%	95.9%

* Figures in italics indicate that the base number is less than 100.

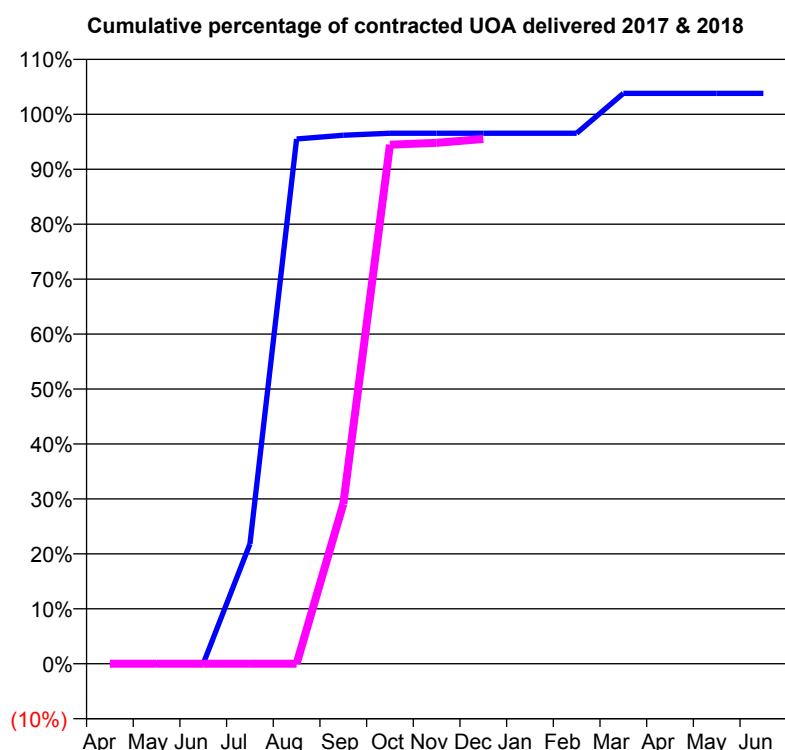
Q59 - Vital Signs Orthodontic At a Glance Contract Report for 143448/0001 - December 2017

Name or company name	Dr D J Duplessis & Ms Lieze Duplessis
Contract type name	GDS Contract
Purpose of contract	General and Orthodontic
Contract start date	01/04/2011
Contract end date	

17/18 Contracted general activity (UDA)	9,098
Carry forward general activity (UDA)	-579
17/18 Contracted orthodontic activity (UOA)	289
Carry forward orthodontic activity (UOA)	0
Baseline contract value	£255,455.29

ACCESS

	Contract	England and Wales
24 month ratio of assessments to patient IDs	1.06	1.09

ACTIVITY


Month	Adjusted Scheduled Activity (UOA)	
	2017	2018
April	0	0
May	0	0
June	0	0
July	63	0
August	276	0
September	278	84
October	279	273
November	279	274
December	279	276
January	279	
February	279	
March	300	
April	300	
May	300	
June	300	

QUALITY

	Contract Quantity	Contract Base Number	Contract *	Region	England
% of all assessments that were assess and fit appliances (rolling 12 month period)	14	17	82.4%	57.7%	58.6%
% of all assessments that were assess and refuse (rolling 12 month period)	0	17	0.0%	11.3%	11.3%
% of all assessments that were assess and review (rolling 12 month period)	3	17	17.6%	31.0%	30.0%
% of terminated courses where treatment was abandoned or discontinued (rolling 12 month period)	0	0	N/A	8.4%	7.4%
% of completed treatments indicating that PAR score was taken (year to date)	0	0	N/A	61.0%	64.3%
Rate of removable appliances per 100 fixed appliances - proposed treatment (rolling 12 month period)	0	0	N/A	7.20	5.53
Rate of removable appliances per 100 fixed appliances - completed treatment (rolling 12 month period)	0	0	N/A	6.14	4.60
% of courses of treatment with removable appliances only - proposed treatment (rolling 12 month period)	0	14	0.0%	2.5%	1.9%
% of courses of treatment with removable appliances only - completed treatment (rolling 12 month period)	0	0	N/A	1.6%	1.4%
% of patients satisfied with the treatment they have received (rolling 12 month period)	1	1	100.0%	96.5%	95.9%

* Figures in italics indicate that the base number is less than 100.

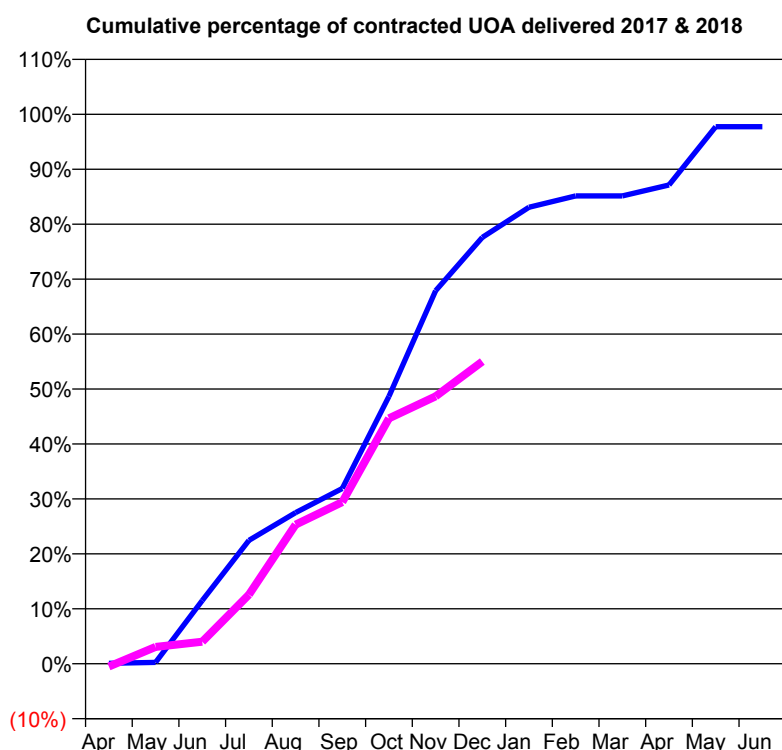
Q59 - Vital Signs Orthodontic At a Glance Contract Report for 151653/0001 - December 2017

Name or company name	The Forum Practice Ltd
Contract type name	GDS Contract
Purpose of contract	General and Orthodontic
Contract start date	01/10/2011
Contract end date	

17/18 Contracted general activity (UDA)	500
Carry forward general activity (UDA)	0
17/18 Contracted orthodontic activity (UOA)	1,169
Carry forward orthodontic activity (UOA)	6
Baseline contract value	£87,096.55

ACCESS

	Contract	England and Wales
24 month ratio of assessments to patient IDs	1.27	1.09

ACTIVITY


Month	Adjusted Scheduled Activity (UOA)	
	2017	2018
April	1	-6
May	3	36
June	139	47
July	271	147
August	332	296
September	385	344
October	587	522
November	819	569
December	936	643
January	1,002	
February	1,027	
March	1,027	
April	1,051	
May	1,179	
June	1,179	

QUALITY

	Contract Quantity	Contract Base Number	Contract *	Region	England
% of all assessments that were assess and fit appliances (rolling 12 month period)	39	108	36.1%	57.7%	58.6%
% of all assessments that were assess and refuse (rolling 12 month period)	4	108	3.7%	11.3%	11.3%
% of all assessments that were assess and review (rolling 12 month period)	65	108	60.2%	31.0%	30.0%
% of terminated courses where treatment was abandoned or discontinued (rolling 12 month period)	6	74	8.1%	8.4%	7.4%
% of completed treatments indicating that PAR score was taken (year to date)	37	61	60.7%	61.0%	64.3%
Rate of removable appliances per 100 fixed appliances - proposed treatment (rolling 12 month period)	6	73	8.22	7.20	5.53
Rate of removable appliances per 100 fixed appliances - completed treatment (rolling 12 month period)	13	129	10.08	6.14	4.60
% of courses of treatment with removable appliances only - proposed treatment (rolling 12 month period)	0	39	0.0%	2.5%	1.9%
% of courses of treatment with removable appliances only - completed treatment (rolling 12 month period)	2	68	2.9%	1.6%	1.4%
% of patients satisfied with the treatment they have received (rolling 12 month period)	4	4	100.0%	96.5%	95.9%

* Figures in italics indicate that the base number is less than 100.

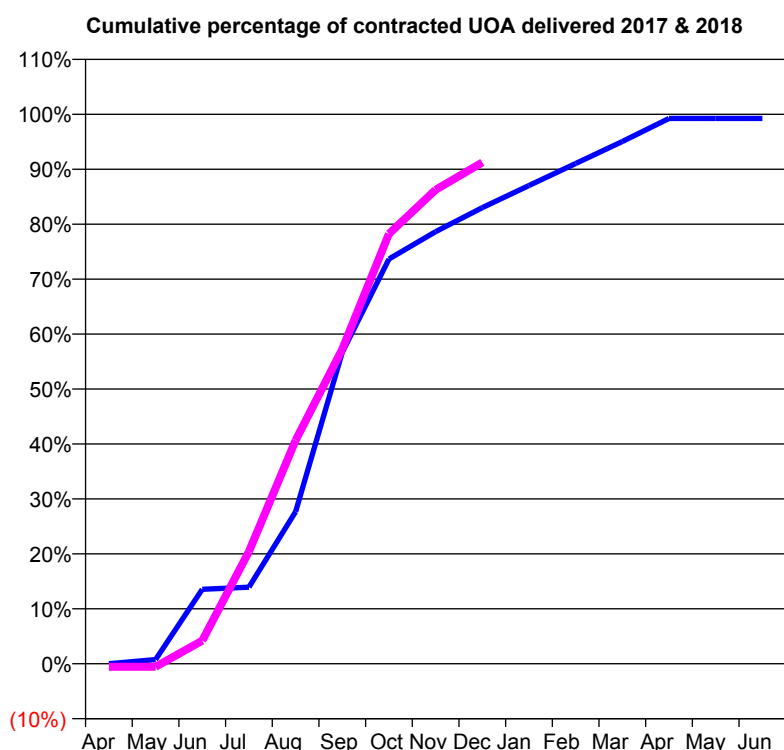
Q59 - Vital Signs Orthodontic At a Glance Contract Report for 153931/0001 - December 2017

Name or company name	Wong, Wallbutton, Eastwood, Ashraf & But
Contract type name	GDS Contract
Purpose of contract	General and Orthodontic
Contract start date	01/04/2006
Contract end date	

17/18 Contracted general activity (UDA)	31,000
Carry forward general activity (UDA)	0
17/18 Contracted orthodontic activity (UOA)	524
Carry forward orthodontic activity (UOA)	4
Baseline contract value	£726,306.87

ACCESS

	Contract	England and Wales
24 month ratio of assessments to patient IDs	1.20	1.09

ACTIVITY


Month	Adjusted Scheduled Activity (UOA)	
	2017	2018
April	0	-3
May	4	-3
June	71	22
July	73	107
August	145	213
September	297	300
October	386	410
November	412	452
December	435	478
January	456	
February	477	
March	498	
April	520	
May	520	
June	520	

QUALITY

	Contract Quantity	Contract Base Number	Contract *	Region	England
% of all assessments that were assess and fit appliances (rolling 12 month period)	28	45	62.2%	57.7%	58.6%
% of all assessments that were assess and refuse (rolling 12 month period)	0	45	0.0%	11.3%	11.3%
% of all assessments that were assess and review (rolling 12 month period)	17	45	37.8%	31.0%	30.0%
% of terminated courses where treatment was abandoned or discontinued (rolling 12 month period)	1	27	3.7%	8.4%	7.4%
% of completed treatments indicating that PAR score was taken (year to date)	9	13	69.2%	61.0%	64.3%
Rate of removable appliances per 100 fixed appliances - proposed treatment (rolling 12 month period)	2	44	4.55	7.20	5.53
Rate of removable appliances per 100 fixed appliances - completed treatment (rolling 12 month period)	1	0	N/A	6.14	4.60
% of courses of treatment with removable appliances only - proposed treatment (rolling 12 month period)	0	28	0.0%	2.5%	1.9%
% of courses of treatment with removable appliances only - completed treatment (rolling 12 month period)	1	26	3.8%	1.6%	1.4%
% of patients satisfied with the treatment they have received (rolling 12 month period)	0	0	N/A	96.5%	95.9%

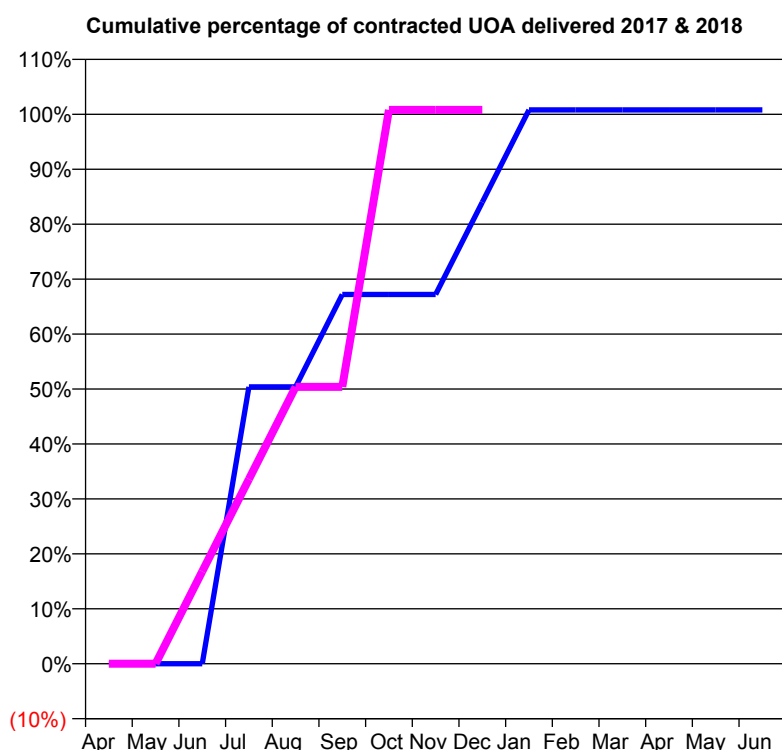
* Figures in italics indicate that the base number is less than 100.

Q59 - Vital Signs Orthodontic At a Glance Contract Report for 157813/0001 - December 2017

Name or company name	H.S. Virdee (Home Farm) Ltd.
Contract type name	GDS Contract
Purpose of contract	General and Orthodontic
Contract start date	01/09/2009
Contract end date	

17/18 Contracted general activity (UDA)	8,251
Carry forward general activity (UDA)	-147
17/18 Contracted orthodontic activity (UOA)	125
Carry forward orthodontic activity (UOA)	0
Baseline contract value	£218,625.16

ACCESS	Contract	England and Wales
24 month ratio of assessments to patient IDs	1.00	1.09

ACTIVITY


Month	Adjusted Scheduled Activity (UOA)	
	2017	2018
April	0	0
May	0	0
June	0	21
July	63	42
August	63	63
September	84	63
October	84	126
November	84	126
December	105	126
January	126	
February	126	
March	126	
April	126	
May	126	
June	126	

QUALITY

	Contract Quantity	Contract Base Number	Contract *	Region	England
% of all assessments that were assess and fit appliances (rolling 12 month period)	7	7	100.0%	57.7%	58.6%
% of all assessments that were assess and refuse (rolling 12 month period)	0	7	0.0%	11.3%	11.3%
% of all assessments that were assess and review (rolling 12 month period)	0	7	0.0%	31.0%	30.0%
% of terminated courses where treatment was abandoned or discontinued (rolling 12 month period)	0	3	0.0%	8.4%	7.4%
% of completed treatments indicating that PAR score was taken (year to date)	3	3	100.0%	61.0%	64.3%
Rate of removable appliances per 100 fixed appliances - proposed treatment (rolling 12 month period)	0	13	0.00	7.20	5.53
Rate of removable appliances per 100 fixed appliances - completed treatment (rolling 12 month period)	0	6	0.00	6.14	4.60
% of courses of treatment with removable appliances only - proposed treatment (rolling 12 month period)	0	7	0.0%	2.5%	1.9%
% of courses of treatment with removable appliances only - completed treatment (rolling 12 month period)	0	3	0.0%	1.6%	1.4%
% of patients satisfied with the treatment they have received (rolling 12 month period)	0	0	N/A	96.5%	95.9%

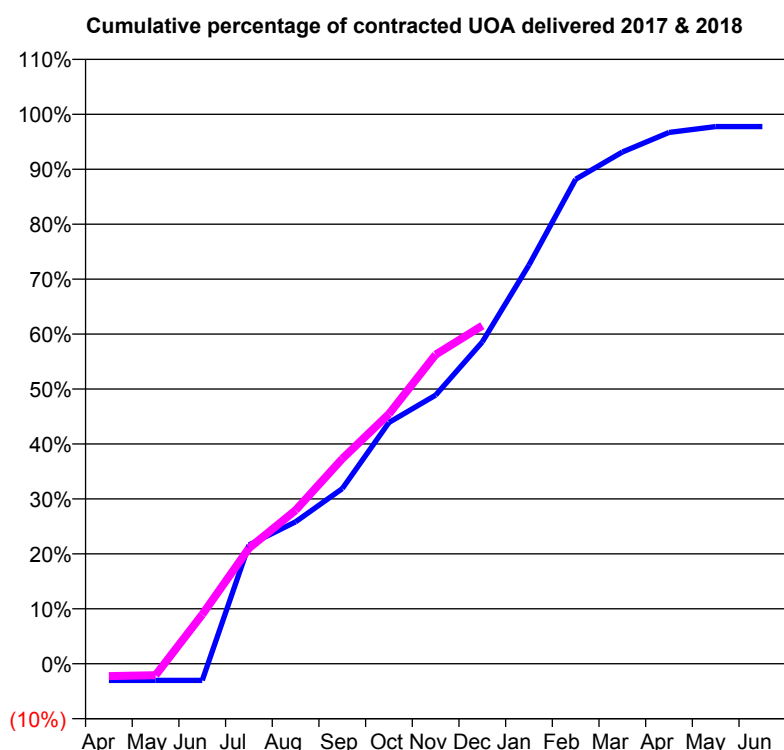
* Figures in italics indicate that the base number is less than 100.

Q59 - Vital Signs Orthodontic At a Glance Contract Report for 163139/0001 - December 2017

Name or company name	C O (Leicester) Limited
Contract type name	PDS Contract
Purpose of contract	Orthodontic
Contract start date	01/09/2010
Contract end date	31/03/2019

17/18 Contracted general activity (UDA)	0
Carry forward general activity (UDA)	0
17/18 Contracted orthodontic activity (UOA)	13,761
Carry forward orthodontic activity (UOA)	314
Baseline contract value	£851,441.58

ACCESS	Contract	England and Wales
24 month ratio of assessments to patient IDs	1.03	1.09

ACTIVITY


Month	Adjusted Scheduled Activity (UOA)	
	2017	2018
April	-419	-313
May	-419	-288
June	-419	1,233
July	2,971	2,892
August	3,552	3,844
September	4,382	5,134
October	6,036	6,255
November	6,720	7,744
December	8,051	8,466
January	9,974	
February	12,121	
March	12,800	
April	13,292	
May	13,439	
June	13,439	

QUALITY

	Contract Quantity	Contract Base Number	Contract *	Region	England
% of all assessments that were assess and fit appliances (rolling 12 month period)	674	769	87.6%	57.7%	58.6%
% of all assessments that were assess and refuse (rolling 12 month period)	0	769	0.0%	11.3%	11.3%
% of all assessments that were assess and review (rolling 12 month period)	95	769	12.4%	31.0%	30.0%
% of terminated courses where treatment was abandoned or discontinued (rolling 12 month period)	4	578	0.7%	8.4%	7.4%
% of completed treatments indicating that PAR score was taken (year to date)	0	428	0.0%	61.0%	64.3%
Rate of removable appliances per 100 fixed appliances - proposed treatment (rolling 12 month period)	20	1,333	1.50	7.20	5.53
Rate of removable appliances per 100 fixed appliances - completed treatment (rolling 12 month period)	1	1,132	0.09	6.14	4.60
% of courses of treatment with removable appliances only - proposed treatment (rolling 12 month period)	0	674	0.0%	2.5%	1.9%
% of courses of treatment with removable appliances only - completed treatment (rolling 12 month period)	0	574	0.0%	1.6%	1.4%
% of patients satisfied with the treatment they have received (rolling 12 month period)	19	21	90.5%	96.5%	95.9%

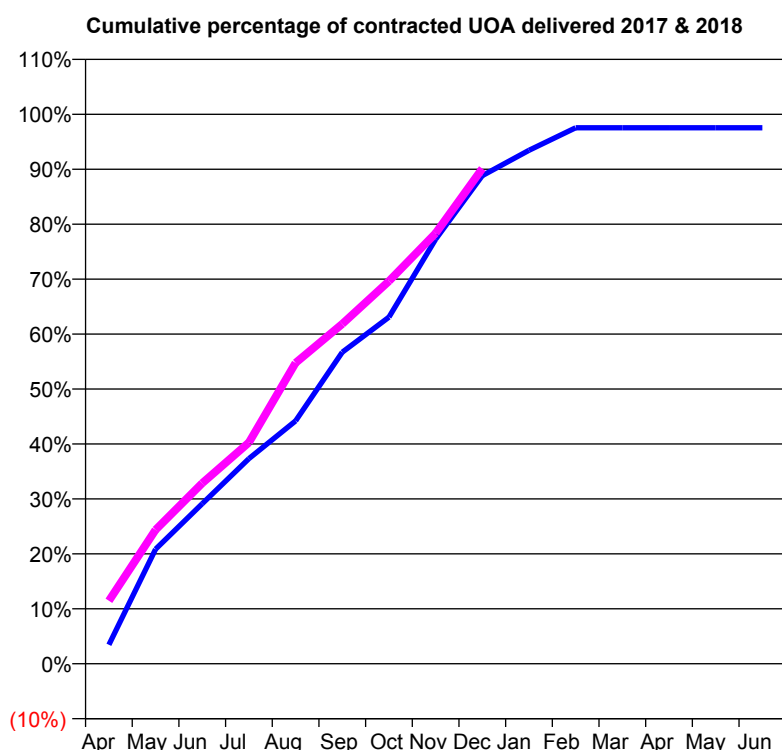
* Figures in italics indicate that the base number is less than 100.

Q59 - Vital Signs Orthodontic At a Glance Contract Report for 166189/0001 - December 2017

Name or company name	Mr R Kidy & Ms P Sarna
Contract type name	GDS Contract
Purpose of contract	General and Orthodontic
Contract start date	01/04/2011
Contract end date	

17/18 Contracted general activity (UDA)	7,050
Carry forward general activity (UDA)	0
17/18 Contracted orthodontic activity (UOA)	4,137
Carry forward orthodontic activity (UOA)	104
Baseline contract value	£439,017.19

ACCESS	Contract	England and Wales
24 month ratio of assessments to patient IDs	1.17	1.09

ACTIVITY


Month	Adjusted Scheduled Activity (UOA)	
	2017	2018
April	147	474
May	885	1,008
June	1,236	1,360
July	1,583	1,666
August	1,875	2,265
September	2,405	2,559
October	2,675	2,881
November	3,276	3,241
December	3,767	3,728
January	3,963	
February	4,137	
March	4,137	
April	4,137	
May	4,137	
June	4,137	

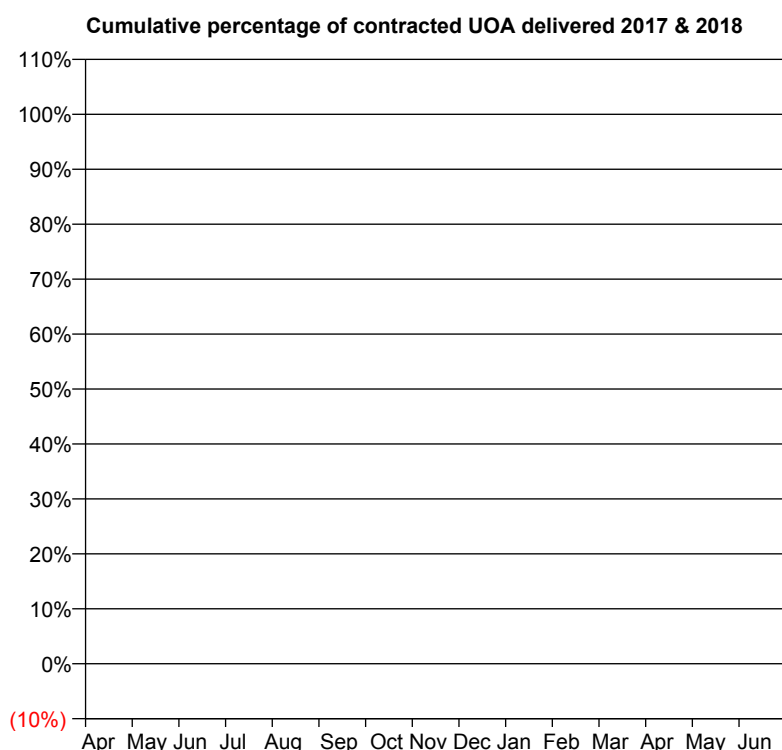
QUALITY	Contract Quantity	Contract Base Number	Contract *	Region	England
% of all assessments that were assess and fit appliances (rolling 12 month period)	189	460	41.1%	57.7%	58.6%
% of all assessments that were assess and refuse (rolling 12 month period)	103	460	22.4%	11.3%	11.3%
% of all assessments that were assess and review (rolling 12 month period)	168	460	36.5%	31.0%	30.0%
% of terminated courses where treatment was abandoned or discontinued (rolling 12 month period)	4	155	2.6%	8.4%	7.4%
% of completed treatments indicating that PAR score was taken (year to date)	104	110	94.5%	61.0%	64.3%
Rate of removable appliances per 100 fixed appliances - proposed treatment (rolling 12 month period)	6	373	1.61	7.20	5.53
Rate of removable appliances per 100 fixed appliances - completed treatment (rolling 12 month period)	12	296	4.05	6.14	4.60
% of courses of treatment with removable appliances only - proposed treatment (rolling 12 month period)	2	189	1.1%	2.5%	1.9%
% of courses of treatment with removable appliances only - completed treatment (rolling 12 month period)	2	151	1.3%	1.6%	1.4%
% of patients satisfied with the treatment they have received (rolling 12 month period)	5	5	100.0%	96.5%	95.9%

* Figures in italics indicate that the base number is less than 100.

Q59 - Vital Signs Orthodontic At a Glance Contract Report for 166316/0002 - December 2017

Name or company name	Mr K Bergens & Ms K Plumb	17/18 Contracted general activity (UDA)	0
Contract type name	PDS Contract	Carry forward general activity (UDA)	0
Purpose of contract	General	17/18 Contracted orthodontic activity (UOA)	0
Contract start date	01/04/2006	Carry forward orthodontic activity (UOA)	0
Contract end date	31/03/2018	Baseline contract value	£1.02

ACCESS	Contract	England and Wales
24 month ratio of assessments to patient IDs	1.14	1.09

ACTIVITY


Month	Adjusted Scheduled Activity (UOA)	
	2017	2018
April	0	0
May	90	119
June	219	190
July	419	366
August	473	601
September	518	749
October	518	923
November	775	1,009
December	824	1,178
January	852	
February	1,072	
March	1,243	
April	1,527	
May	1,527	
June	1,527	

QUALITY	Contract Quantity	Contract Base Number	Contract *	Region	England
% of all assessments that were assess and fit appliances (rolling 12 month period)	86	161	53.4%	57.7%	58.6%
% of all assessments that were assess and refuse (rolling 12 month period)	21	161	13.0%	11.3%	11.3%
% of all assessments that were assess and review (rolling 12 month period)	54	161	33.5%	31.0%	30.0%
% of terminated courses where treatment was abandoned or discontinued (rolling 12 month period)	0	2	0.0%	8.4%	7.4%
% of completed treatments indicating that PAR score was taken (year to date)	0	1	0.0%	61.0%	64.3%
Rate of removable appliances per 100 fixed appliances - proposed treatment (rolling 12 month period)	2	168	1.19	7.20	5.53
Rate of removable appliances per 100 fixed appliances - completed treatment (rolling 12 month period)	0	4	0.00	6.14	4.60
% of courses of treatment with removable appliances only - proposed treatment (rolling 12 month period)	0	86	0.0%	2.5%	1.9%
% of courses of treatment with removable appliances only - completed treatment (rolling 12 month period)	0	2	0.0%	1.6%	1.4%
% of patients satisfied with the treatment they have received (rolling 12 month period)	4	4	100.0%	96.5%	95.9%

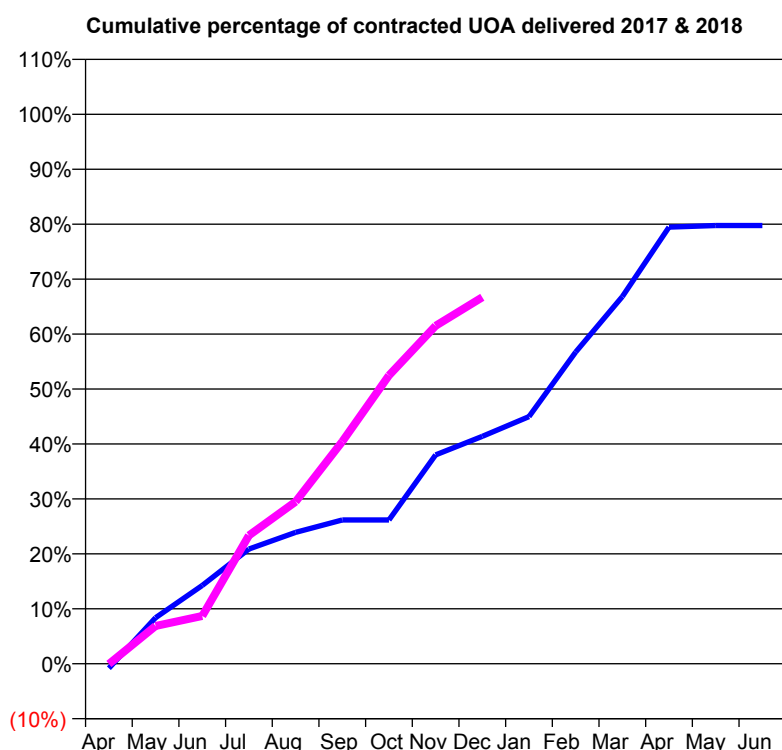
* Figures in italics indicate that the base number is less than 100.

Q59 - Vital Signs Orthodontic At a Glance Contract Report for 166316/0003 - December 2017

Name or company name	Mr K Bergens & Ms K Plumb
Contract type name	PDS Contract
Purpose of contract	General and Orthodontic
Contract start date	01/04/2006
Contract end date	31/03/2019

17/18 Contracted general activity (UDA)	0
Carry forward general activity (UDA)	0
17/18 Contracted orthodontic activity (UOA)	7,365
Carry forward orthodontic activity (UOA)	5
Baseline contract value	£483,028.45

ACCESS	Contract	England and Wales
24 month ratio of assessments to patient IDs	1.15	1.09

ACTIVITY


Month	Adjusted Scheduled Activity (UOA)	
	2017	2018
April	-62	-5
May	618	507
June	1,053	640
July	1,541	1,720
August	1,766	2,173
September	1,932	2,978
October	1,932	3,865
November	2,805	4,530
December	3,054	4,912
January	3,319	
February	4,187	
March	4,932	
April	5,865	
May	5,886	
June	5,886	

QUALITY	Contract Quantity	Contract Base Number	Contract *	Region	England
% of all assessments that were assess and fit appliances (rolling 12 month period)	360	547	65.8%	57.7%	58.6%
% of all assessments that were assess and refuse (rolling 12 month period)	53	547	9.7%	11.3%	11.3%
% of all assessments that were assess and review (rolling 12 month period)	134	547	24.5%	31.0%	30.0%
% of terminated courses where treatment was abandoned or discontinued (rolling 12 month period)	55	372	14.8%	8.4%	7.4%
% of completed treatments indicating that PAR score was taken (year to date)	58	242	24.0%	61.0%	64.3%
Rate of removable appliances per 100 fixed appliances - proposed treatment (rolling 12 month period)	22	704	3.13	7.20	5.53
Rate of removable appliances per 100 fixed appliances - completed treatment (rolling 12 month period)	23	633	3.63	6.14	4.60
% of courses of treatment with removable appliances only - proposed treatment (rolling 12 month period)	0	360	0.0%	2.5%	1.9%
% of courses of treatment with removable appliances only - completed treatment (rolling 12 month period)	0	317	0.0%	1.6%	1.4%
% of patients satisfied with the treatment they have received (rolling 12 month period)	14	14	100.0%	96.5%	95.9%

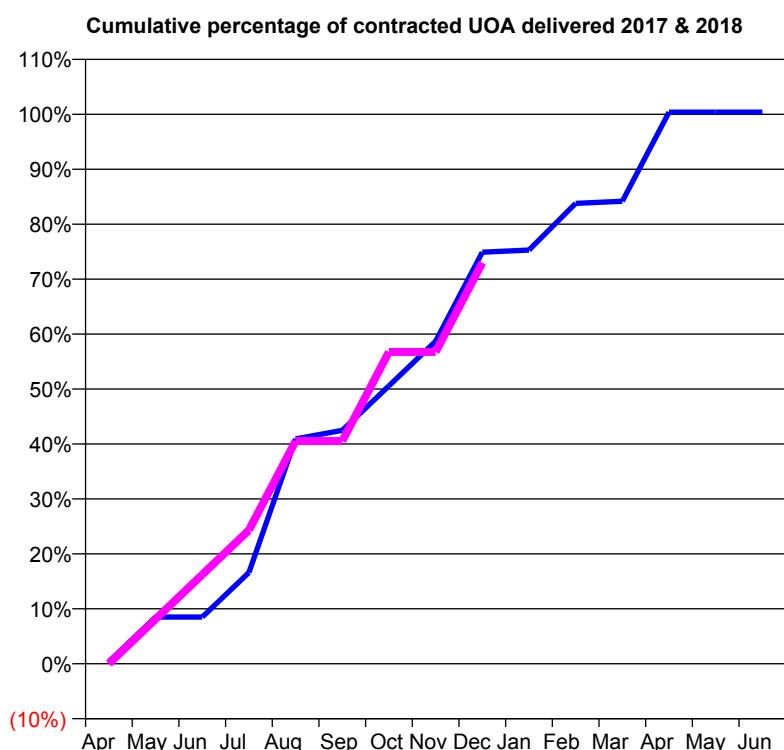
* Figures in italics indicate that the base number is less than 100.

Q59 - Vital Signs Orthodontic At a Glance Contract Report for 171751/0001 - December 2017

Name or company name	E Gayton & K Gayton
Contract type name	GDS Contract
Purpose of contract	General and Orthodontic
Contract start date	01/11/2013
Contract end date	

17/18 Contracted general activity (UDA)	4,850
Carry forward general activity (UDA)	0
17/18 Contracted orthodontic activity (UOA)	259
Carry forward orthodontic activity (UOA)	0
Baseline contract value	£133,250.68

ACCESS	Contract	England and Wales
24 month ratio of assessments to patient IDs	1.00	1.09

ACTIVITY


Month	Adjusted Scheduled Activity (UOA)	
	2017	2018
April	1	0
May	22	21
June	22	42
July	43	63
August	106	105
September	110	105
October	131	147
November	152	147
December	194	189
January	195	
February	217	
March	218	
April	260	
May	260	
June	260	

QUALITY	Contract Quantity	Contract Base Number	Contract *	Region	England
% of all assessments that were assess and fit appliances (rolling 12 month period)	12	15	80.0%	57.7%	58.6%
% of all assessments that were assess and refuse (rolling 12 month period)	0	15	0.0%	11.3%	11.3%
% of all assessments that were assess and review (rolling 12 month period)	3	15	20.0%	31.0%	30.0%
% of terminated courses where treatment was abandoned or discontinued (rolling 12 month period)	2	12	16.7%	8.4%	7.4%
% of completed treatments indicating that PAR score was taken (year to date)	8	8	100.0%	61.0%	64.3%
Rate of removable appliances per 100 fixed appliances - proposed treatment (rolling 12 month period)	1	23	4.35	7.20	5.53
Rate of removable appliances per 100 fixed appliances - completed treatment (rolling 12 month period)	4	14	28.57	6.14	4.60
% of courses of treatment with removable appliances only - proposed treatment (rolling 12 month period)	0	12	0.0%	2.5%	1.9%
% of courses of treatment with removable appliances only - completed treatment (rolling 12 month period)	2	10	20.0%	1.6%	1.4%
% of patients satisfied with the treatment they have received (rolling 12 month period)	1	1	100.0%	96.5%	95.9%

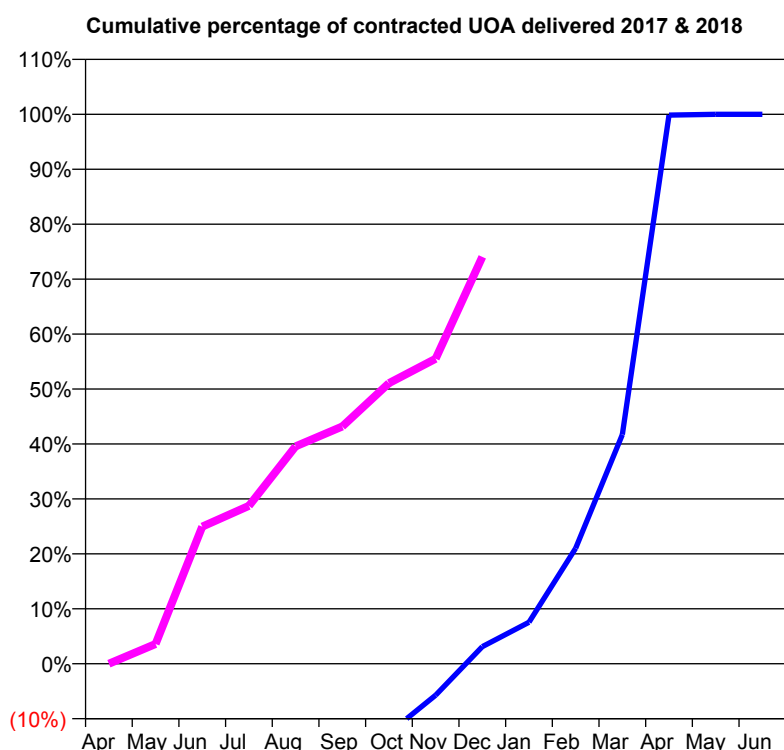
* Figures in italics indicate that the base number is less than 100.

Q59 - Vital Signs Orthodontic At a Glance Contract Report for 176591/0001 - December 2017

Name or company name	James Cooil and Associates Limited
Contract type name	GDS Contract
Purpose of contract	General and Orthodontic
Contract start date	01/05/2010
Contract end date	

17/18 Contracted general activity (UDA)	5,056
Carry forward general activity (UDA)	-141
17/18 Contracted orthodontic activity (UOA)	609
Carry forward orthodontic activity (UOA)	0
Baseline contract value	£159,561.97

ACCESS	Contract	England and Wales
24 month ratio of assessments to patient IDs	1.16	1.09

ACTIVITY


Month	Adjusted Scheduled Activity (UOA)	
	2017	2018
April	-99	0
May	-77	22
June	-77	152
July	-77	175
August	-77	241
September	-77	263
October	-77	311
November	-35	338
December	19	451
January	46	
February	128	
March	254	
April	608	
May	609	
June	609	

QUALITY

	Contract Quantity	Contract Base Number	Contract *	Region	England
% of all assessments that were assess and fit appliances (rolling 12 month period)	49	107	45.8%	57.7%	58.6%
% of all assessments that were assess and refuse (rolling 12 month period)	23	107	21.5%	11.3%	11.3%
% of all assessments that were assess and review (rolling 12 month period)	35	107	32.7%	31.0%	30.0%
% of terminated courses where treatment was abandoned or discontinued (rolling 12 month period)	0	0	N/A	8.4%	7.4%
% of completed treatments indicating that PAR score was taken (year to date)	0	0	N/A	61.0%	64.3%
Rate of removable appliances per 100 fixed appliances - proposed treatment (rolling 12 month period)	0	0	N/A	7.20	5.53
Rate of removable appliances per 100 fixed appliances - completed treatment (rolling 12 month period)	0	0	N/A	6.14	4.60
% of courses of treatment with removable appliances only - proposed treatment (rolling 12 month period)	0	49	0.0%	2.5%	1.9%
% of courses of treatment with removable appliances only - completed treatment (rolling 12 month period)	0	0	N/A	1.6%	1.4%
% of patients satisfied with the treatment they have received (rolling 12 month period)	2	2	100.0%	96.5%	95.9%

* Figures in italics indicate that the base number is less than 100.

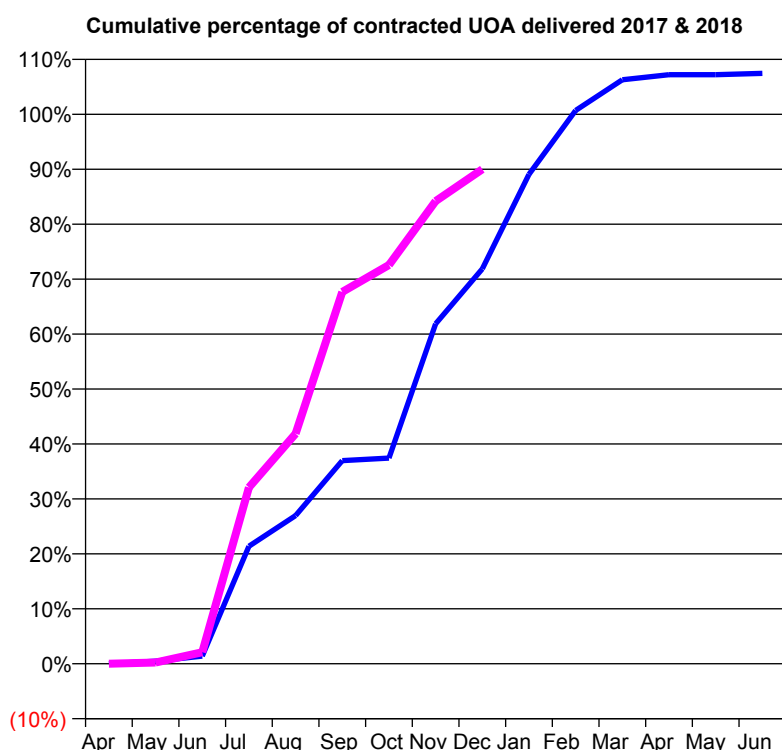
Q59 - Vital Signs Orthodontic At a Glance Contract Report for 178055/0001 - December 2017

Name or company name	Sloss, Sloss & Bentley
Contract type name	GDS Contract
Purpose of contract	General and Orthodontic
Contract start date	01/04/2006
Contract end date	

17/18 Contracted general activity (UDA)	11,800
Carry forward general activity (UDA)	200
17/18 Contracted orthodontic activity (UOA)	430
Carry forward orthodontic activity (UOA)	0
Baseline contract value	£291,928.91

ACCESS

	Contract	England and Wales
24 month ratio of assessments to patient IDs	1.05	1.09

ACTIVITY


Month	Adjusted Scheduled Activity (UOA)	
	2017	2018
April	0	0
May	2	1
June	6	9
July	92	138
August	116	180
September	159	291
October	161	312
November	266	362
December	309	387
January	383	
February	433	
March	457	
April	461	
May	461	
June	462	

QUALITY

	Contract Quantity	Contract Base Number	Contract *	Region	England
% of all assessments that were assess and fit appliances (rolling 12 month period)	25	77	32.5%	57.7%	58.6%
% of all assessments that were assess and refuse (rolling 12 month period)	12	77	15.6%	11.3%	11.3%
% of all assessments that were assess and review (rolling 12 month period)	40	77	51.9%	31.0%	30.0%
% of terminated courses where treatment was abandoned or discontinued (rolling 12 month period)	0	2	0.0%	8.4%	7.4%
% of completed treatments indicating that PAR score was taken (year to date)	0	2	0.0%	61.0%	64.3%
Rate of removable appliances per 100 fixed appliances - proposed treatment (rolling 12 month period)	2	12	16.67	7.20	5.53
Rate of removable appliances per 100 fixed appliances - completed treatment (rolling 12 month period)	0	1	0.00	6.14	4.60
% of courses of treatment with removable appliances only - proposed treatment (rolling 12 month period)	2	25	8.0%	2.5%	1.9%
% of courses of treatment with removable appliances only - completed treatment (rolling 12 month period)	0	2	0.0%	1.6%	1.4%
% of patients satisfied with the treatment they have received (rolling 12 month period)	1	1	100.0%	96.5%	95.9%

* Figures in italics indicate that the base number is less than 100.

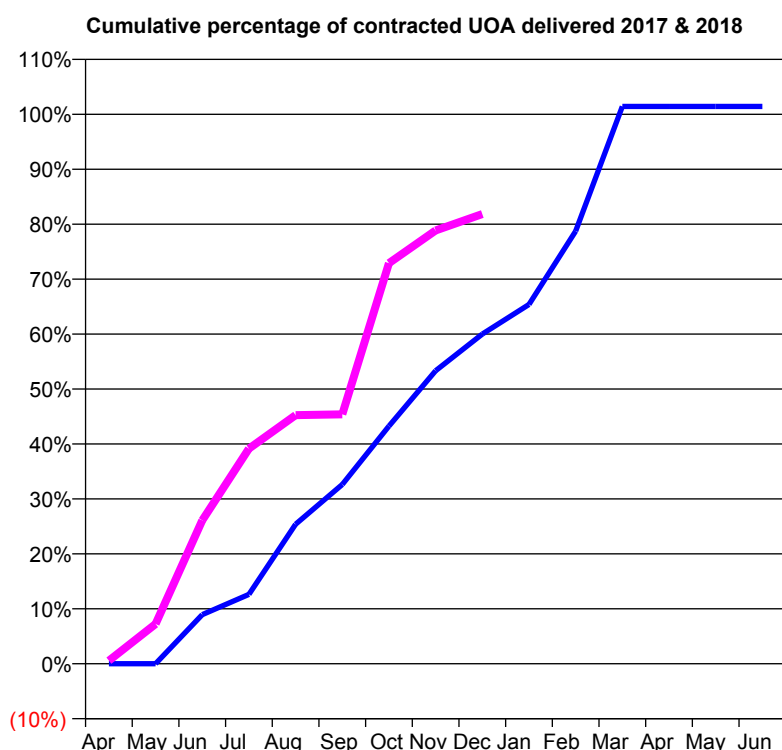
Q59 - Vital Signs Orthodontic At a Glance Contract Report for 187208/0001 - December 2017

Name or company name	Mr N Maxey & Mr W Welch
Contract type name	GDS Contract
Purpose of contract	General and Orthodontic
Contract start date	01/04/2006
Contract end date	

17/18 Contracted general activity (UDA)	63,070
Carry forward general activity (UDA)	148
17/18 Contracted orthodontic activity (UOA)	705
Carry forward orthodontic activity (UOA)	0
Baseline contract value	£1,549,149.27

ACCESS

	Contract	England and Wales
24 month ratio of assessments to patient IDs	1.17	1.09

ACTIVITY


Month	Adjusted Scheduled Activity (UOA)	
	2017	2018
April	0	4
May	0	51
June	63	184
July	89	276
August	179	319
September	230	320
October	305	514
November	376	556
December	423	577
January	461	
February	555	
March	715	
April	715	
May	715	
June	715	

QUALITY

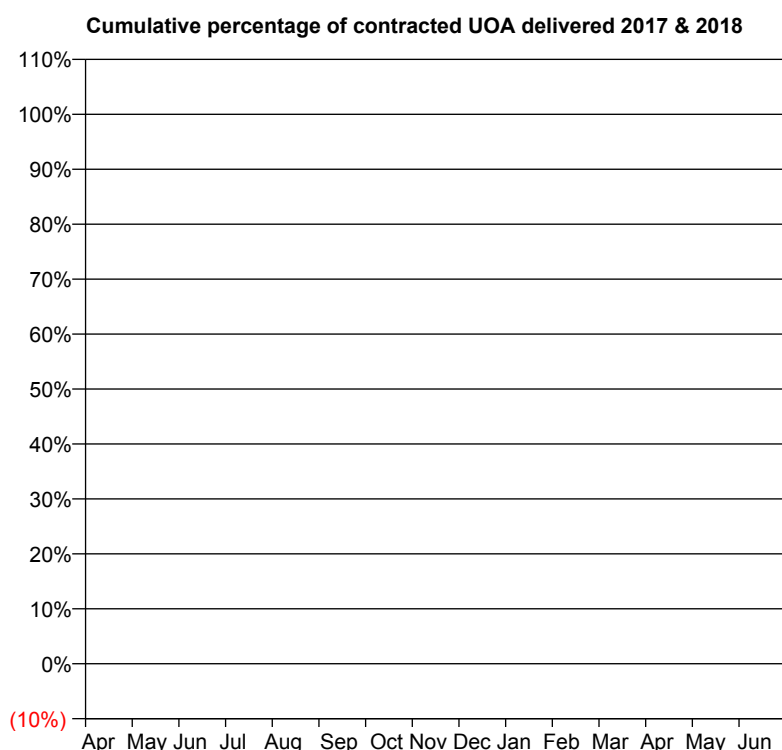
	Contract Quantity	Contract Base Number	Contract *	Region	England
% of all assessments that were assess and fit appliances (rolling 12 month period)	40	99	40.4%	57.7%	58.6%
% of all assessments that were assess and refuse (rolling 12 month period)	10	99	10.1%	11.3%	11.3%
% of all assessments that were assess and review (rolling 12 month period)	49	99	49.5%	31.0%	30.0%
% of terminated courses where treatment was abandoned or discontinued (rolling 12 month period)	2	28	7.1%	8.4%	7.4%
% of completed treatments indicating that PAR score was taken (year to date)	0	20	0.0%	61.0%	64.3%
Rate of removable appliances per 100 fixed appliances - proposed treatment (rolling 12 month period)	6	72	8.33	7.20	5.53
Rate of removable appliances per 100 fixed appliances - completed treatment (rolling 12 month period)	2	50	4.00	6.14	4.60
% of courses of treatment with removable appliances only - proposed treatment (rolling 12 month period)	4	40	10.0%	2.5%	1.9%
% of courses of treatment with removable appliances only - completed treatment (rolling 12 month period)	0	26	0.0%	1.6%	1.4%
% of patients satisfied with the treatment they have received (rolling 12 month period)	0	0	N/A	96.5%	95.9%

* Figures in italics indicate that the base number is less than 100.

Q59 - Vital Signs Orthodontic At a Glance Contract Report for 192171/0001 - December 2017

Name or company name	Harborough Orthodontics	17/18 Contracted general activity (UDA)	0
Contract type name	PDS Contract	Carry forward general activity (UDA)	0
Purpose of contract	General and Orthodontic	17/18 Contracted orthodontic activity (UOA)	0
Contract start date	01/01/2012	Carry forward orthodontic activity (UOA)	0
Contract end date	31/03/2019	Baseline contract value	£215,136.02

ACCESS	Contract	England and Wales
24 month ratio of assessments to patient IDs	1.02	1.09

ACTIVITY


Adjusted Scheduled Activity (UOA)		
Month	2017	2018
April	0	22
May	21	171
June	21	171
July	22	325
August	85	347
September	86	498
October	86	850
November	111	1,148
December	136	1,470
January	178	
February	394	
March	508	
April	508	
May	508	
June	508	

QUALITY

	Contract Quantity	Contract Base Number	Contract *	Region	England
% of all assessments that were assess and fit appliances (rolling 12 month period)	87	160	54.4%	57.7%	58.6%
% of all assessments that were assess and refuse (rolling 12 month period)	56	160	35.0%	11.3%	11.3%
% of all assessments that were assess and review (rolling 12 month period)	17	160	10.6%	31.0%	30.0%
% of terminated courses where treatment was abandoned or discontinued (rolling 12 month period)	0	16	0.0%	8.4%	7.4%
% of completed treatments indicating that PAR score was taken (year to date)	5	8	62.5%	61.0%	64.3%
Rate of removable appliances per 100 fixed appliances - proposed treatment (rolling 12 month period)	39	149	26.17	7.20	5.53
Rate of removable appliances per 100 fixed appliances - completed treatment (rolling 12 month period)	0	30	0.00	6.14	4.60
% of courses of treatment with removable appliances only - proposed treatment (rolling 12 month period)	0	87	0.0%	2.5%	1.9%
% of courses of treatment with removable appliances only - completed treatment (rolling 12 month period)	0	16	0.0%	1.6%	1.4%
% of patients satisfied with the treatment they have received (rolling 12 month period)	5	5	100.0%	96.5%	95.9%

* Figures in italics indicate that the base number is less than 100.

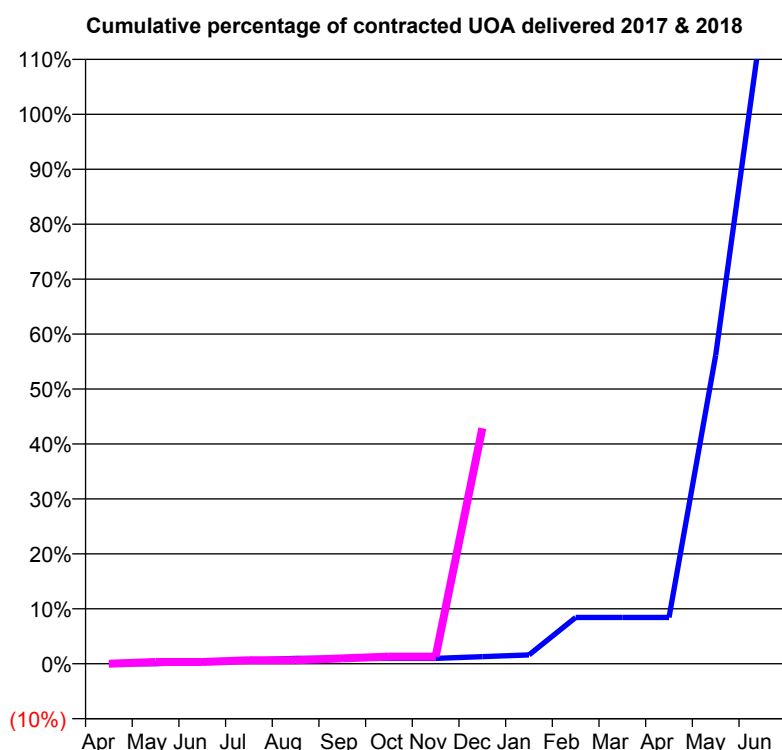
Q59 - Vital Signs Orthodontic At a Glance Contract Report for 229792/0001 - December 2017

Name or company name	MR JJ CLIFFE
Contract type name	GDS Contract
Purpose of contract	General and Orthodontic
Contract start date	01/04/2006
Contract end date	

17/18 Contracted general activity (UDA)	8,300
Carry forward general activity (UDA)	0
17/18 Contracted orthodontic activity (UOA)	308
Carry forward orthodontic activity (UOA)	0
Baseline contract value	£205,681.71

ACCESS

	Contract	England and Wales
24 month ratio of assessments to patient IDs	1.07	1.09

ACTIVITY


Month	Adjusted Scheduled Activity (UOA)	
	2017	2018
April	0	0
May	0	1
June	1	1
July	2	2
August	3	2
September	3	3
October	3	4
November	3	4
December	4	132
January	5	
February	26	
March	26	
April	26	
May	173	
June	362	

QUALITY

	Contract Quantity	Contract Base Number	Contract *	Region	England
% of all assessments that were assess and fit appliances (rolling 12 month period)	23	30	76.7%	57.7%	58.6%
% of all assessments that were assess and refuse (rolling 12 month period)	2	30	6.7%	11.3%	11.3%
% of all assessments that were assess and review (rolling 12 month period)	5	30	16.7%	31.0%	30.0%
% of terminated courses where treatment was abandoned or discontinued (rolling 12 month period)	1	12	8.3%	8.4%	7.4%
% of completed treatments indicating that PAR score was taken (year to date)	10	11	90.9%	61.0%	64.3%
Rate of removable appliances per 100 fixed appliances - proposed treatment (rolling 12 month period)	0	42	0.00	7.20	5.53
Rate of removable appliances per 100 fixed appliances - completed treatment (rolling 12 month period)	2	18	11.11	6.14	4.60
% of courses of treatment with removable appliances only - proposed treatment (rolling 12 month period)	0	23	0.0%	2.5%	1.9%
% of courses of treatment with removable appliances only - completed treatment (rolling 12 month period)	1	11	9.1%	1.6%	1.4%
% of patients satisfied with the treatment they have received (rolling 12 month period)	0	0	N/A	96.5%	95.9%

* Figures in italics indicate that the base number is less than 100.

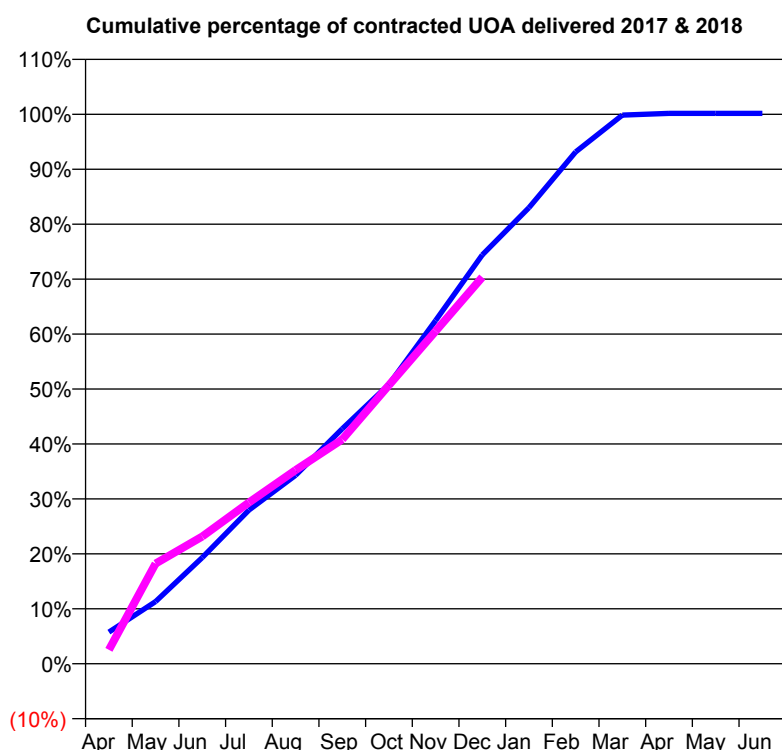
Q59 - Vital Signs Orthodontic At a Glance Contract Report for 243868/0001 - December 2017

Name or company name	Holywell House Orthodontics Limited
Contract type name	PDS Contract
Purpose of contract	Orthodontic
Contract start date	01/04/2006
Contract end date	31/03/2019

17/18 Contracted general activity (UDA)	0
Carry forward general activity (UDA)	0
17/18 Contracted orthodontic activity (UOA)	13,238
Carry forward orthodontic activity (UOA)	0
Baseline contract value	£819,092.06

ACCESS

	Contract	England and Wales
24 month ratio of assessments to patient IDs	1.01	1.09

ACTIVITY


Month	Adjusted Scheduled Activity (UOA)	
	2017	2018
April	762	336
May	1,499	2,415
June	2,558	3,066
July	3,701	3,885
August	4,542	4,666
September	5,662	5,405
October	6,733	6,712
November	8,269	8,014
December	9,850	9,316
January	10,988	
February	12,332	
March	13,218	
April	13,260	
May	13,260	
June	13,260	

QUALITY

	Contract Quantity	Contract Base Number	Contract *	Region	England
% of all assessments that were assess and fit appliances (rolling 12 month period)	612	613	99.8%	57.7%	58.6%
% of all assessments that were assess and refuse (rolling 12 month period)	0	613	0.0%	11.3%	11.3%
% of all assessments that were assess and review (rolling 12 month period)	1	613	0.2%	31.0%	30.0%
% of terminated courses where treatment was abandoned or discontinued (rolling 12 month period)	48	788	6.1%	8.4%	7.4%
% of completed treatments indicating that PAR score was taken (year to date)	476	569	83.7%	61.0%	64.3%
Rate of removable appliances per 100 fixed appliances - proposed treatment (rolling 12 month period)	94	651	14.44	7.20	5.53
Rate of removable appliances per 100 fixed appliances - completed treatment (rolling 12 month period)	51	309	16.50	6.14	4.60
% of courses of treatment with removable appliances only - proposed treatment (rolling 12 month period)	3	612	0.5%	2.5%	1.9%
% of courses of treatment with removable appliances only - completed treatment (rolling 12 month period)	1	740	0.1%	1.6%	1.4%
% of patients satisfied with the treatment they have received (rolling 12 month period)	12	12	100.0%	96.5%	95.9%

* Figures in italics indicate that the base number is less than 100.

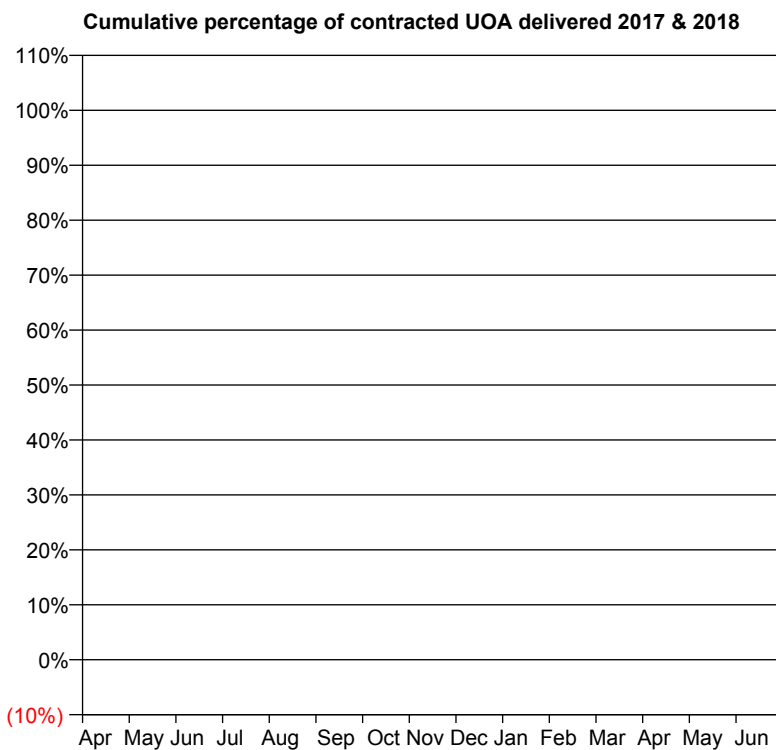
Q59 - Vital Signs Orthodontic At a Glance Contract Report for 243868/0011 - December 2017

Name or company name	Holywell House Orthodontics Limited
Contract type name	PDS Contract
Purpose of contract	General and Orthodontic
Contract start date	01/12/2008
Contract end date	31/03/2019

17/18 Contracted general activity (UDA)	0
Carry forward general activity (UDA)	0
17/18 Contracted orthodontic activity (UOA)	0
Carry forward orthodontic activity (UOA)	0
Baseline contract value	£155,393.00

ACCESS

	Contract	England and Wales
24 month ratio of assessments to patient IDs	1.04	1.09

ACTIVITY


Month	Adjusted Scheduled Activity (UOA)	
	2017	2018
April	194	42
May	305	323
June	500	515
July	783	896
August	1,126	1,110
September	1,383	1,282
October	1,447	1,496
November	1,472	1,669
December	1,792	1,862
January	2,007	
February	2,372	
March	2,568	
April	2,678	
May	2,678	
June	2,678	

QUALITY

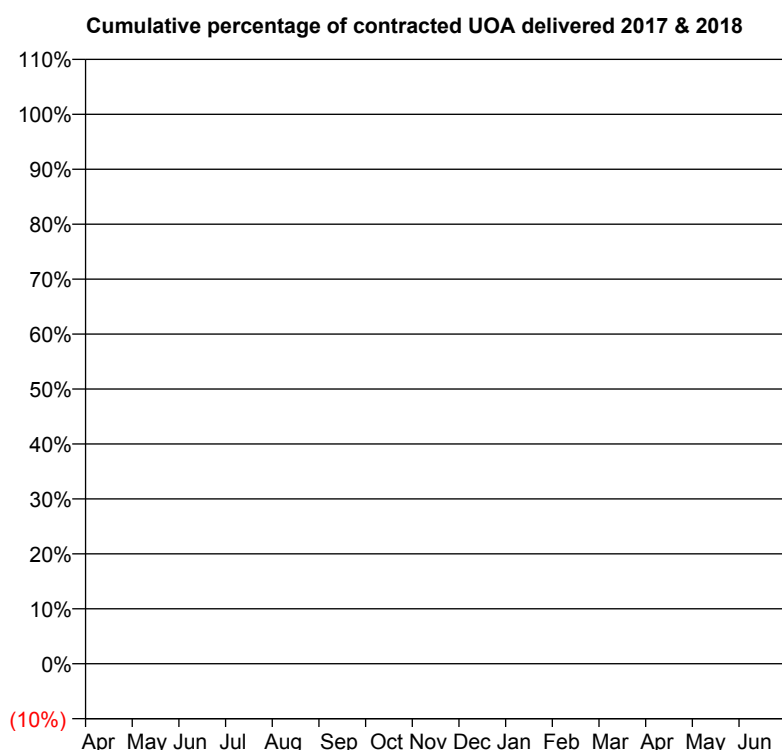
	Contract Quantity	Contract Base Number	Contract *	Region	England
% of all assessments that were assess and fit appliances (rolling 12 month period)	129	189	68.3%	57.7%	58.6%
% of all assessments that were assess and refuse (rolling 12 month period)	4	189	2.1%	11.3%	11.3%
% of all assessments that were assess and review (rolling 12 month period)	56	189	29.6%	31.0%	30.0%
% of terminated courses where treatment was abandoned or discontinued (rolling 12 month period)	5	101	5.0%	8.4%	7.4%
% of completed treatments indicating that PAR score was taken (year to date)	69	71	97.2%	61.0%	64.3%
Rate of removable appliances per 100 fixed appliances - proposed treatment (rolling 12 month period)	32	184	17.39	7.20	5.53
Rate of removable appliances per 100 fixed appliances - completed treatment (rolling 12 month period)	0	0	N/A	6.14	4.60
% of courses of treatment with removable appliances only - proposed treatment (rolling 12 month period)	1	129	0.8%	2.5%	1.9%
% of courses of treatment with removable appliances only - completed treatment (rolling 12 month period)	0	96	0.0%	1.6%	1.4%
% of patients satisfied with the treatment they have received (rolling 12 month period)	2	2	100.0%	96.5%	95.9%

* Figures in italics indicate that the base number is less than 100.

Q59 - Vital Signs Orthodontic At a Glance Contract Report for 321389/0004 - December 2017

Name or company name	MISS CL TRACEY	17/18 Contracted general activity (UDA)	0
Contract type name	PDS Contract	Carry forward general activity (UDA)	0
Purpose of contract	General and Orthodontic	17/18 Contracted orthodontic activity (UOA)	0
Contract start date	16/03/2014	Carry forward orthodontic activity (UOA)	0
Contract end date	31/03/2019	Baseline contract value	£83,150.02

ACCESS	Contract	England and Wales
24 month ratio of assessments to patient IDs	1.02	1.09

ACTIVITY


Month	2017	2018
April	0	0
May	22	84
June	171	233
July	257	422
August	321	486
September	515	594
October	641	705
November	727	752
December	858	862
January	945	
February	1,055	
March	1,204	
April	1,352	
May	1,352	
June	1,352	

QUALITY

	Contract Quantity	Contract Base Number	Contract *	Region	England
% of all assessments that were assess and fit appliances (rolling 12 month period)	63	96	65.6%	57.7%	58.6%
% of all assessments that were assess and refuse (rolling 12 month period)	0	96	0.0%	11.3%	11.3%
% of all assessments that were assess and review (rolling 12 month period)	33	96	34.4%	31.0%	30.0%
% of terminated courses where treatment was abandoned or discontinued (rolling 12 month period)	2	33	6.1%	8.4%	7.4%
% of completed treatments indicating that PAR score was taken (year to date)	19	27	70.4%	61.0%	64.3%
Rate of removable appliances per 100 fixed appliances - proposed treatment (rolling 12 month period)	13	121	10.74	7.20	5.53
Rate of removable appliances per 100 fixed appliances - completed treatment (rolling 12 month period)	0	0	N/A	6.14	4.60
% of courses of treatment with removable appliances only - proposed treatment (rolling 12 month period)	0	63	0.0%	2.5%	1.9%
% of courses of treatment with removable appliances only - completed treatment (rolling 12 month period)	0	31	0.0%	1.6%	1.4%
% of patients satisfied with the treatment they have received (rolling 12 month period)	1	1	100.0%	96.5%	95.9%

* Figures in italics indicate that the base number is less than 100.

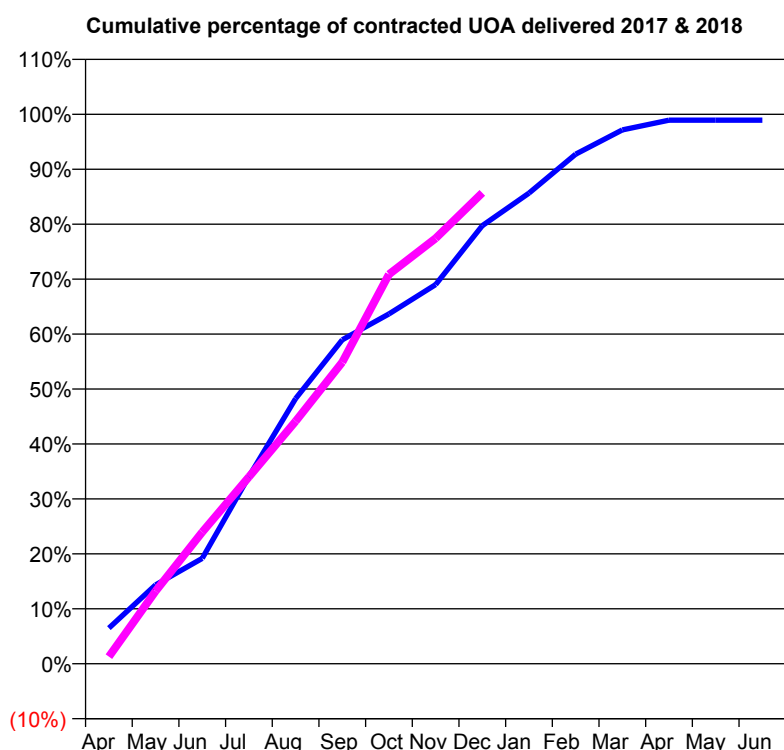
Q59 - Vital Signs Orthodontic At a Glance Contract Report for 397156/0001 - December 2017

Name or company name	MR MD CLARE
Contract type name	PDS Contract
Purpose of contract	Orthodontic
Contract start date	01/04/2006
Contract end date	31/03/2019

17/18 Contracted general activity (UDA)	0
Carry forward general activity (UDA)	0
17/18 Contracted orthodontic activity (UOA)	3,554
Carry forward orthodontic activity (UOA)	38
Baseline contract value	£238,481.00

ACCESS

	Contract	England and Wales
24 month ratio of assessments to patient IDs	1.01	1.09

ACTIVITY


Month	Adjusted Scheduled Activity (UOA)	
	2017	2018
April	231	46
May	510	470
June	682	852
July	1,211	1,209
August	1,715	1,568
September	2,095	1,950
October	2,263	2,519
November	2,452	2,752
December	2,834	3,046
January	3,044	
February	3,296	
March	3,453	
April	3,516	
May	3,516	
June	3,516	

QUALITY

	Contract Quantity	Contract Base Number	Contract *	Region	England
% of all assessments that were assess and fit appliances (rolling 12 month period)	177	230	77.0%	57.7%	58.6%
% of all assessments that were assess and refuse (rolling 12 month period)	2	230	0.9%	11.3%	11.3%
% of all assessments that were assess and review (rolling 12 month period)	51	230	22.2%	31.0%	30.0%
% of terminated courses where treatment was abandoned or discontinued (rolling 12 month period)	12	234	5.1%	8.4%	7.4%
% of completed treatments indicating that PAR score was taken (year to date)	30	154	19.5%	61.0%	64.3%
Rate of removable appliances per 100 fixed appliances - proposed treatment (rolling 12 month period)	18	354	5.08	7.20	5.53
Rate of removable appliances per 100 fixed appliances - completed treatment (rolling 12 month period)	22	440	5.00	6.14	4.60
% of courses of treatment with removable appliances only - proposed treatment (rolling 12 month period)	0	177	0.0%	2.5%	1.9%
% of courses of treatment with removable appliances only - completed treatment (rolling 12 month period)	1	222	0.5%	1.6%	1.4%
% of patients satisfied with the treatment they have received (rolling 12 month period)	9	9	100.0%	96.5%	95.9%

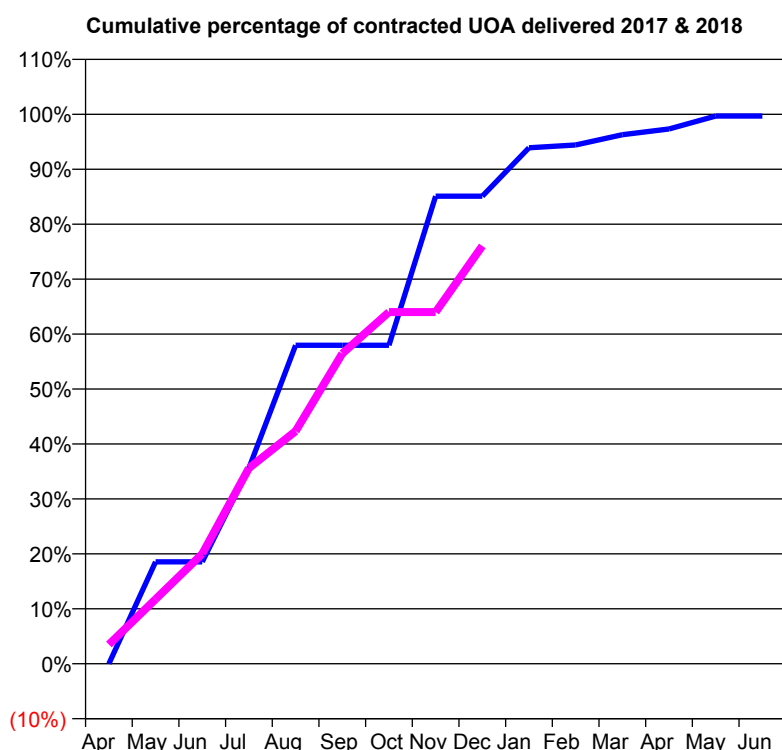
* Figures in italics indicate that the base number is less than 100.

Q59 - Vital Signs Orthodontic At a Glance Contract Report for 564249/0001 - December 2017

Name or company name	MR AN LUMB
Contract type name	PDS Contract
Purpose of contract	Orthodontic
Contract start date	01/04/2006
Contract end date	31/03/2019

17/18 Contracted general activity (UDA)	0
Carry forward general activity (UDA)	0
17/18 Contracted orthodontic activity (UOA)	6,130
Carry forward orthodontic activity (UOA)	0
Baseline contract value	£410,516.41

ACCESS	Contract	England and Wales
24 month ratio of assessments to patient IDs	1.15	1.09

ACTIVITY


Month	Adjusted Scheduled Activity (UOA)	
	2017	2018
April	0	215
May	1,146	720
June	1,146	1,226
July	2,199	2,183
August	3,578	2,595
September	3,578	3,461
October	3,578	3,923
November	5,254	3,923
December	5,254	4,662
January	5,797	
February	5,829	
March	5,944	
April	6,008	
May	6,154	
June	6,154	

QUALITY	Contract Quantity	Contract Base Number	Contract *	Region	England
% of all assessments that were assess and fit appliances (rolling 12 month period)	243	804	30.2%	57.7%	58.6%
% of all assessments that were assess and refuse (rolling 12 month period)	100	804	12.4%	11.3%	11.3%
% of all assessments that were assess and review (rolling 12 month period)	461	804	57.3%	31.0%	30.0%
% of terminated courses where treatment was abandoned or discontinued (rolling 12 month period)	17	328	5.2%	8.4%	7.4%
% of completed treatments indicating that PAR score was taken (year to date)	120	135	88.9%	61.0%	64.3%
Rate of removable appliances per 100 fixed appliances - proposed treatment (rolling 12 month period)	11	465	2.37	7.20	5.53
Rate of removable appliances per 100 fixed appliances - completed treatment (rolling 12 month period)	6	601	1.00	6.14	4.60
% of courses of treatment with removable appliances only - proposed treatment (rolling 12 month period)	6	243	2.5%	2.5%	1.9%
% of courses of treatment with removable appliances only - completed treatment (rolling 12 month period)	4	311	1.3%	1.6%	1.4%
% of patients satisfied with the treatment they have received (rolling 12 month period)	11	11	100.0%	96.5%	95.9%

* Figures in italics indicate that the base number is less than 100.

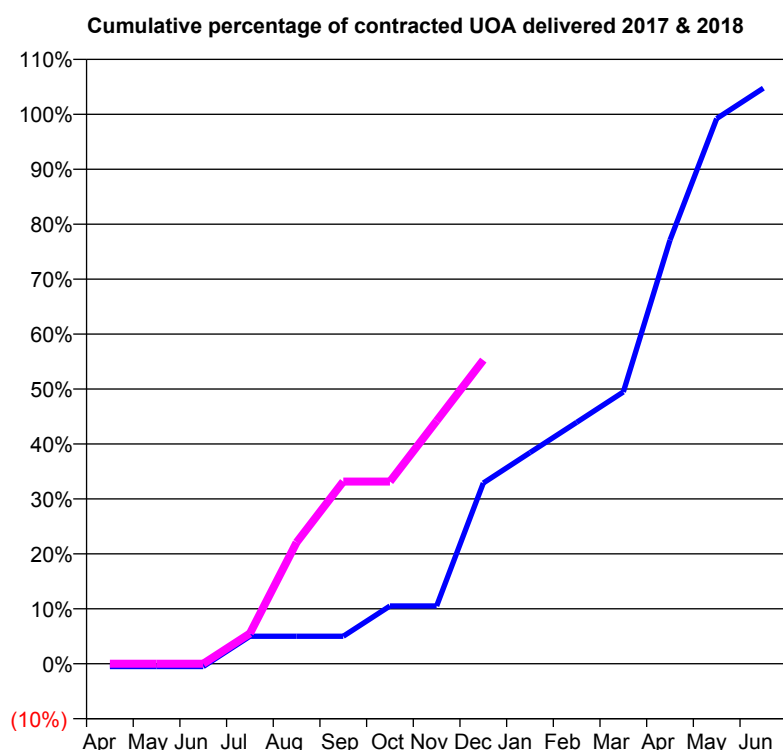
Q59 - Vital Signs Orthodontic At a Glance Contract Report for 570230/0002 - December 2017

Name or company name	MR RM ALLEN
Contract type name	GDS Contract
Purpose of contract	General and Orthodontic
Contract start date	01/04/2006
Contract end date	

17/18 Contracted general activity (UDA)	9,599
Carry forward general activity (UDA)	-155
17/18 Contracted orthodontic activity (UOA)	380
Carry forward orthodontic activity (UOA)	0
Baseline contract value	£276,165.46

ACCESS

	Contract	England and Wales
24 month ratio of assessments to patient IDs	1.00	1.09

ACTIVITY


Month	Adjusted Scheduled Activity (UOA)	
	2017	2018
April	-2	0
May	-2	0
June	-2	0
July	19	21
August	19	84
September	19	126
October	40	126
November	40	168
December	125	210
January	146	
February	167	
March	188	
April	293	
May	377	
June	398	

QUALITY

	Contract Quantity	Contract Base Number	Contract *	Region	England
% of all assessments that were assess and fit appliances (rolling 12 month period)	23	23	100.0%	57.7%	58.6%
% of all assessments that were assess and refuse (rolling 12 month period)	0	23	0.0%	11.3%	11.3%
% of all assessments that were assess and review (rolling 12 month period)	0	23	0.0%	31.0%	30.0%
% of terminated courses where treatment was abandoned or discontinued (rolling 12 month period)	2	6	33.3%	8.4%	7.4%
% of completed treatments indicating that PAR score was taken (year to date)	3	3	100.0%	61.0%	64.3%
Rate of removable appliances per 100 fixed appliances - proposed treatment (rolling 12 month period)	0	46	0.00	7.20	5.53
Rate of removable appliances per 100 fixed appliances - completed treatment (rolling 12 month period)	0	0	N/A	6.14	4.60
% of courses of treatment with removable appliances only - proposed treatment (rolling 12 month period)	0	23	0.0%	2.5%	1.9%
% of courses of treatment with removable appliances only - completed treatment (rolling 12 month period)	0	4	0.0%	1.6%	1.4%
% of patients satisfied with the treatment they have received (rolling 12 month period)	0	0	N/A	96.5%	95.9%

* Figures in italics indicate that the base number is less than 100.

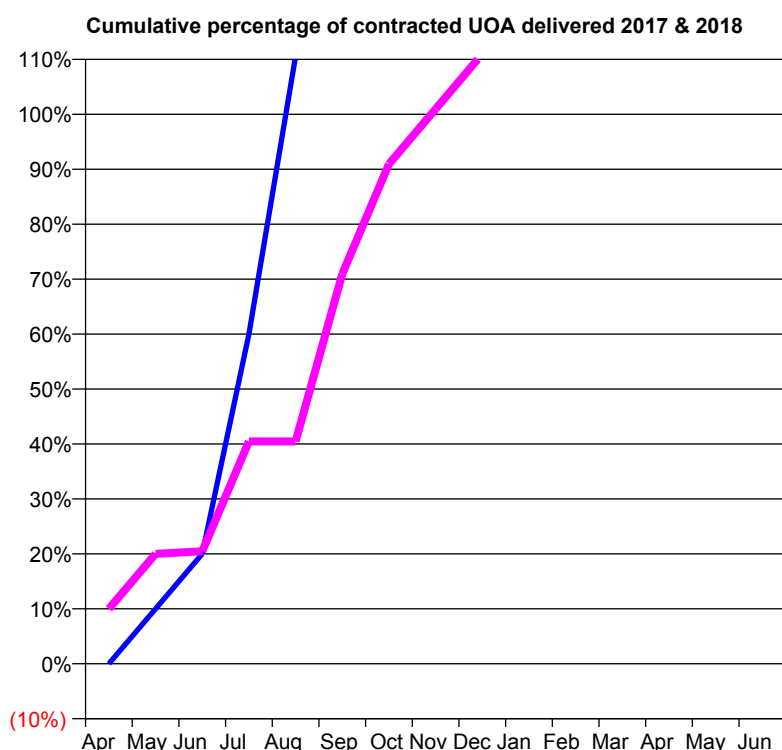
Q59 - Vital Signs Orthodontic At a Glance Contract Report for 573477/0001 - December 2017

Name or company name	MR TW POWELL
Contract type name	GDS Contract
Purpose of contract	General and Orthodontic
Contract start date	01/04/2006
Contract end date	

17/18 Contracted general activity (UDA)	23,922
Carry forward general activity (UDA)	0
17/18 Contracted orthodontic activity (UOA)	210
Carry forward orthodontic activity (UOA)	0
Baseline contract value	£601,399.01

ACCESS

	Contract	England and Wales
24 month ratio of assessments to patient IDs	1.13	1.09

ACTIVITY


Month	Adjusted Scheduled Activity (UOA)	
	2017	2018
April	0	21
May	21	42
June	42	43
July	126	85
August	232	85
September	232	149
October	234	191
November	234	212
December	234	233
January	237	
February	237	
March	237	
April	237	
May	237	
June	237	

QUALITY

	Contract Quantity	Contract Base Number	Contract *	Region	England
% of all assessments that were assess and fit appliances (rolling 12 month period)	11	16	68.8%	57.7%	58.6%
% of all assessments that were assess and refuse (rolling 12 month period)	1	16	6.3%	11.3%	11.3%
% of all assessments that were assess and review (rolling 12 month period)	4	16	25.0%	31.0%	30.0%
% of terminated courses where treatment was abandoned or discontinued (rolling 12 month period)	0	13	0.0%	8.4%	7.4%
% of completed treatments indicating that PAR score was taken (year to date)	7	8	87.5%	61.0%	64.3%
Rate of removable appliances per 100 fixed appliances - proposed treatment (rolling 12 month period)	0	0	N/A	7.20	5.53
Rate of removable appliances per 100 fixed appliances - completed treatment (rolling 12 month period)	7	11	63.64	6.14	4.60
% of courses of treatment with removable appliances only - proposed treatment (rolling 12 month period)	0	11	0.0%	2.5%	1.9%
% of courses of treatment with removable appliances only - completed treatment (rolling 12 month period)	1	13	7.7%	1.6%	1.4%
% of patients satisfied with the treatment they have received (rolling 12 month period)	1	1	100.0%	96.5%	95.9%

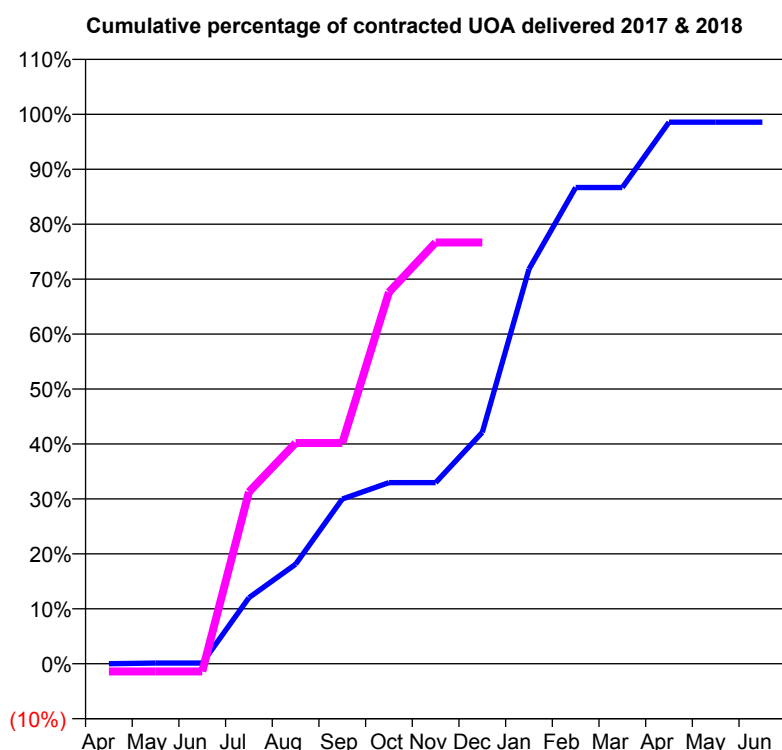
* Figures in italics indicate that the base number is less than 100.

Q59 - Vital Signs Orthodontic At a Glance Contract Report for 796964/0002 - December 2017

Name or company name	MR A SMITH
Contract type name	GDS Contract
Purpose of contract	General and Orthodontic
Contract start date	01/08/2014
Contract end date	

17/18 Contracted general activity (UDA)	33,500
Carry forward general activity (UDA)	860
17/18 Contracted orthodontic activity (UOA)	707
Carry forward orthodontic activity (UOA)	10
Baseline contract value	£945,450.81

ACCESS	Contract	England and Wales
24 month ratio of assessments to patient IDs	1.02	1.09

ACTIVITY


Month	Adjusted Scheduled Activity (UOA)	
	2017	2018
April	0	-10
May	1	-10
June	1	-10
July	85	221
August	128	284
September	212	284
October	233	478
November	233	542
December	298	542
January	508	
February	613	
March	613	
April	697	
May	697	
June	697	

QUALITY

	Contract Quantity	Contract Base Number	Contract *	Region	England
% of all assessments that were assess and fit appliances (rolling 12 month period)	47	49	95.9%	57.7%	58.6%
% of all assessments that were assess and refuse (rolling 12 month period)	0	49	0.0%	11.3%	11.3%
% of all assessments that were assess and review (rolling 12 month period)	2	49	4.1%	31.0%	30.0%
% of terminated courses where treatment was abandoned or discontinued (rolling 12 month period)	1	1	100.0%	8.4%	7.4%
% of completed treatments indicating that PAR score was taken (year to date)	0	0	N/A	61.0%	64.3%
Rate of removable appliances per 100 fixed appliances - proposed treatment (rolling 12 month period)	3	82	3.66	7.20	5.53
Rate of removable appliances per 100 fixed appliances - completed treatment (rolling 12 month period)	0	0	N/A	6.14	4.60
% of courses of treatment with removable appliances only - proposed treatment (rolling 12 month period)	2	47	4.3%	2.5%	1.9%
% of courses of treatment with removable appliances only - completed treatment (rolling 12 month period)	0	0	N/A	1.6%	1.4%
% of patients satisfied with the treatment they have received (rolling 12 month period)	0	0	N/A	96.5%	95.9%

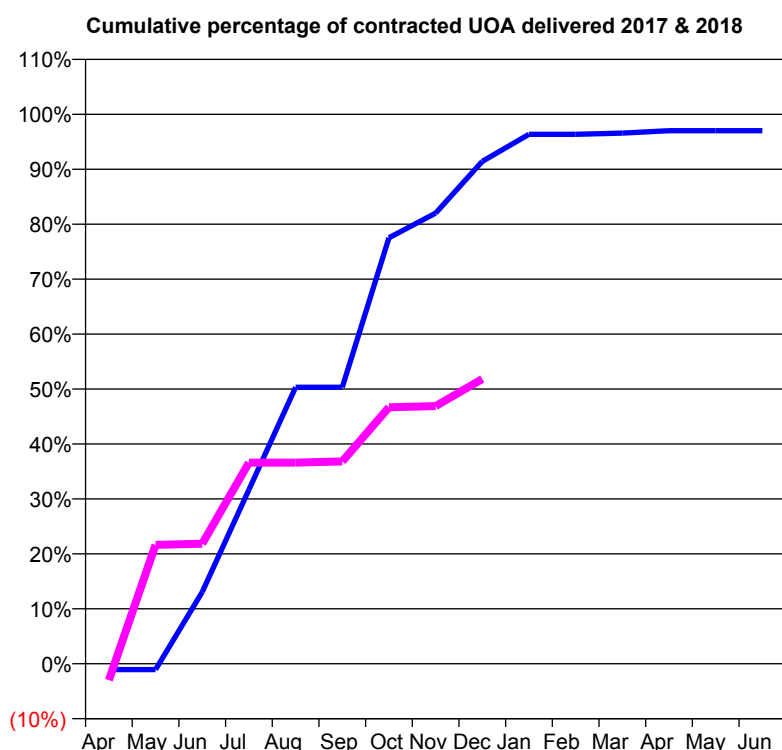
* Figures in italics indicate that the base number is less than 100.

Q59 - Vital Signs Orthodontic At a Glance Contract Report for 812692/0001 - December 2017

Name or company name	MR RD KIDY
Contract type name	GDS Contract
Purpose of contract	General and Orthodontic
Contract start date	01/04/2006
Contract end date	

17/18 Contracted general activity (UDA)	18,737
Carry forward general activity (UDA)	0
17/18 Contracted orthodontic activity (UOA)	467
Carry forward orthodontic activity (UOA)	14
Baseline contract value	£414,407.77

ACCESS	Contract	England and Wales
24 month ratio of assessments to patient IDs	1.18	1.09

ACTIVITY


Month	Adjusted Scheduled Activity (UOA)	
	2017	2018
April	-5	-14
May	-5	101
June	61	102
July	148	171
August	235	171
September	235	172
October	362	218
November	383	219
December	427	242
January	450	
February	450	
March	451	
April	453	
May	453	
June	453	

QUALITY

	Contract Quantity	Contract Base Number	Contract *	Region	England
% of all assessments that were assess and fit appliances (rolling 12 month period)	12	42	28.6%	57.7%	58.6%
% of all assessments that were assess and refuse (rolling 12 month period)	4	42	9.5%	11.3%	11.3%
% of all assessments that were assess and review (rolling 12 month period)	26	42	61.9%	31.0%	30.0%
% of terminated courses where treatment was abandoned or discontinued (rolling 12 month period)	0	20	0.0%	8.4%	7.4%
% of completed treatments indicating that PAR score was taken (year to date)	14	14	100.0%	61.0%	64.3%
Rate of removable appliances per 100 fixed appliances - proposed treatment (rolling 12 month period)	0	24	0.00	7.20	5.53
Rate of removable appliances per 100 fixed appliances - completed treatment (rolling 12 month period)	1	40	2.50	6.14	4.60
% of courses of treatment with removable appliances only - proposed treatment (rolling 12 month period)	0	12	0.0%	2.5%	1.9%
% of courses of treatment with removable appliances only - completed treatment (rolling 12 month period)	0	20	0.0%	1.6%	1.4%
% of patients satisfied with the treatment they have received (rolling 12 month period)	0	0	N/A	96.5%	95.9%

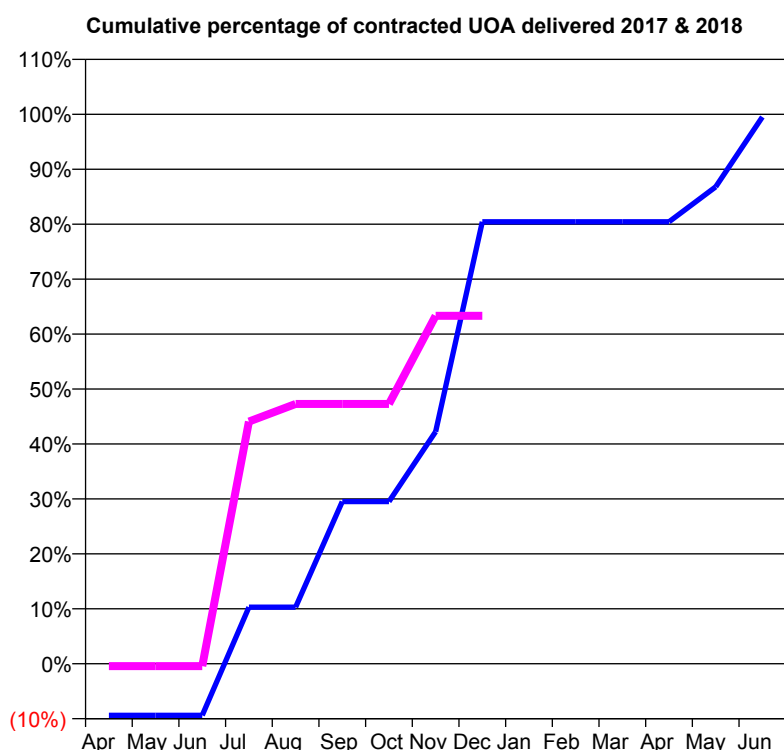
* Figures in italics indicate that the base number is less than 100.

Q59 - Vital Signs Orthodontic At a Glance Contract Report for 840386/0002 - December 2017

Name or company name	MR AW GEMMELL
Contract type name	GDS Contract
Purpose of contract	General and Orthodontic
Contract start date	01/08/2009
Contract end date	

17/18 Contracted general activity (UDA)	21,500
Carry forward general activity (UDA)	0
17/18 Contracted orthodontic activity (UOA)	660
Carry forward orthodontic activity (UOA)	3
Baseline contract value	£523,578.52

ACCESS	Contract	England and Wales
24 month ratio of assessments to patient IDs	1.00	1.09

ACTIVITY


Month	Adjusted Scheduled Activity (UOA)	
	2017	2018
April	-62	-3
May	-62	-3
June	-62	-3
July	68	291
August	68	312
September	195	312
October	195	312
November	279	418
December	531	418
January	531	
February	531	
March	531	
April	531	
May	573	
June	657	

QUALITY	Contract Quantity	Contract Base Number	Contract *	Region	England
% of all assessments that were assess and fit appliances (rolling 12 month period)	26	35	74.3%	57.7%	58.6%
% of all assessments that were assess and refuse (rolling 12 month period)	3	35	8.6%	11.3%	11.3%
% of all assessments that were assess and review (rolling 12 month period)	6	35	17.1%	31.0%	30.0%
% of terminated courses where treatment was abandoned or discontinued (rolling 12 month period)	0	0	N/A	8.4%	7.4%
% of completed treatments indicating that PAR score was taken (year to date)	0	0	N/A	61.0%	64.3%
Rate of removable appliances per 100 fixed appliances - proposed treatment (rolling 12 month period)	10	48	20.83	7.20	5.53
Rate of removable appliances per 100 fixed appliances - completed treatment (rolling 12 month period)	0	0	N/A	6.14	4.60
% of courses of treatment with removable appliances only - proposed treatment (rolling 12 month period)	0	26	0.0%	2.5%	1.9%
% of courses of treatment with removable appliances only - completed treatment (rolling 12 month period)	0	0	N/A	1.6%	1.4%
% of patients satisfied with the treatment they have received (rolling 12 month period)	1	1	100.0%	96.5%	95.9%

* Figures in italics indicate that the base number is less than 100.

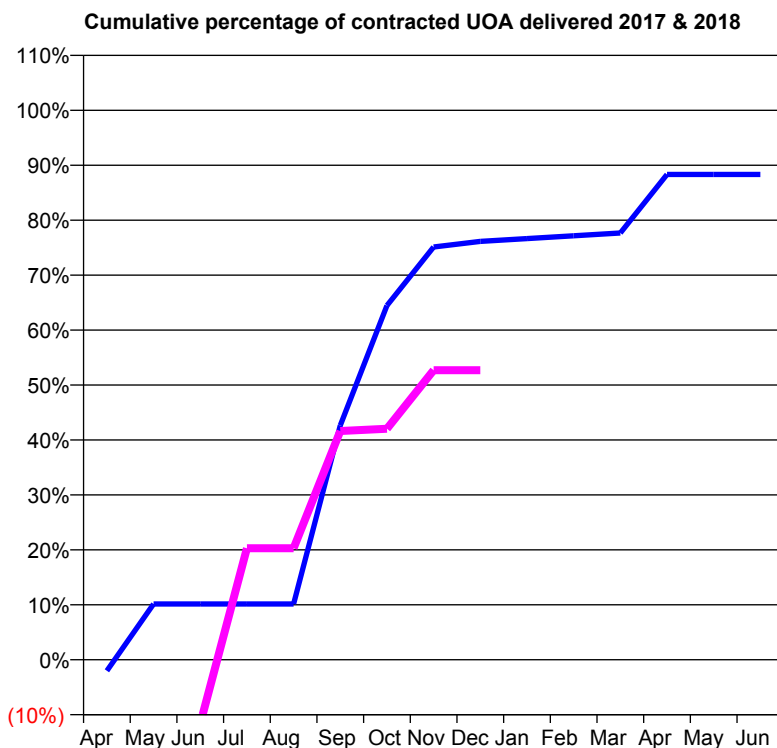
Q59 - Vital Signs Orthodontic At a Glance Contract Report for 888761/0001 - December 2017

Name or company name	MR JF HAWKINS
Contract type name	GDS Contract
Purpose of contract	General and Orthodontic
Contract start date	01/04/2006
Contract end date	

17/18 Contracted general activity (UDA)	2,400
Carry forward general activity (UDA)	0
17/18 Contracted orthodontic activity (UOA)	197
Carry forward orthodontic activity (UOA)	23
Baseline contract value	£66,706.77

ACCESS

	Contract	England and Wales
24 month ratio of assessments to patient IDs	1.12	1.09

ACTIVITY


Month	Adjusted Scheduled Activity (UOA)	
	2017	2018
April	-4	-23
May	20	-23
June	20	-23
July	20	40
August	20	40
September	84	82
October	127	83
November	148	104
December	150	104
January	151	
February	152	
March	153	
April	174	
May	174	
June	174	

QUALITY

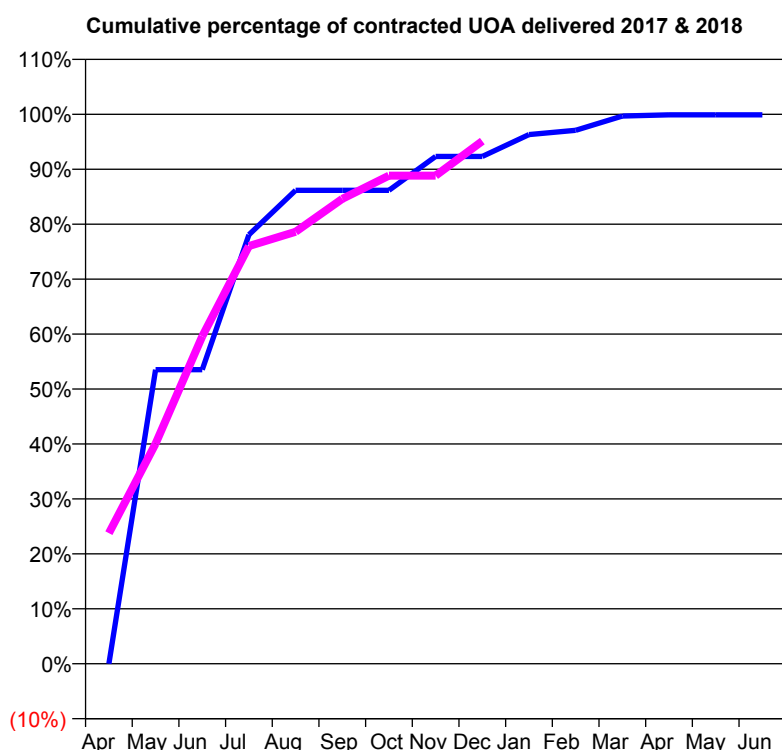
	Contract Quantity	Contract Base Number	Contract *	Region	England
% of all assessments that were assess and fit appliances (rolling 12 month period)	7	10	70.0%	57.7%	58.6%
% of all assessments that were assess and refuse (rolling 12 month period)	0	10	0.0%	11.3%	11.3%
% of all assessments that were assess and review (rolling 12 month period)	3	10	30.0%	31.0%	30.0%
% of terminated courses where treatment was abandoned or discontinued (rolling 12 month period)	0	8	0.0%	8.4%	7.4%
% of completed treatments indicating that PAR score was taken (year to date)	0	6	0.0%	61.0%	64.3%
Rate of removable appliances per 100 fixed appliances - proposed treatment (rolling 12 month period)	2	5	40.00	7.20	5.53
Rate of removable appliances per 100 fixed appliances - completed treatment (rolling 12 month period)	0	0	N/A	6.14	4.60
% of courses of treatment with removable appliances only - proposed treatment (rolling 12 month period)	2	7	28.6%	2.5%	1.9%
% of courses of treatment with removable appliances only - completed treatment (rolling 12 month period)	0	8	0.0%	1.6%	1.4%
% of patients satisfied with the treatment they have received (rolling 12 month period)	0	0	N/A	96.5%	95.9%

* Figures in italics indicate that the base number is less than 100.

Q59 - Vital Signs Orthodontic At a Glance Contract Report for 914541/0001 - December 2017

Name or company name	MRS CJ PATEL	17/18 Contracted general activity (UDA)	0
Contract type name	PDS Contract	Carry forward general activity (UDA)	0
Purpose of contract	Orthodontic	17/18 Contracted orthodontic activity (UOA)	3,683
Contract start date	01/04/2006	Carry forward orthodontic activity (UOA)	0
Contract end date	31/03/2019	Baseline contract value	£245,726.07

ACCESS	Contract	England and Wales
24 month ratio of assessments to patient IDs	1.19	1.09

ACTIVITY


Month	Adjusted Scheduled Activity (UOA)	
	2017	2018
April	0	875
May	1,980	1,475
June	1,980	2,195
July	2,888	2,800
August	3,187	2,895
September	3,187	3,116
October	3,187	3,272
November	3,415	3,272
December	3,415	3,503
January	3,562	
February	3,591	
March	3,687	
April	3,695	
May	3,695	
June	3,695	

QUALITY	Contract Quantity	Contract Base Number	Contract *	Region	England
% of all assessments that were assess and fit appliances (rolling 12 month period)	168	490	34.3%	57.7%	58.6%
% of all assessments that were assess and refuse (rolling 12 month period)	72	490	14.7%	11.3%	11.3%
% of all assessments that were assess and review (rolling 12 month period)	250	490	51.0%	31.0%	30.0%
% of terminated courses where treatment was abandoned or discontinued (rolling 12 month period)	4	161	2.5%	8.4%	7.4%
% of completed treatments indicating that PAR score was taken (year to date)	91	116	78.4%	61.0%	64.3%
Rate of removable appliances per 100 fixed appliances - proposed treatment (rolling 12 month period)	4	327	1.22	7.20	5.53
Rate of removable appliances per 100 fixed appliances - completed treatment (rolling 12 month period)	2	308	0.65	6.14	4.60
% of courses of treatment with removable appliances only - proposed treatment (rolling 12 month period)	4	168	2.4%	2.5%	1.9%
% of courses of treatment with removable appliances only - completed treatment (rolling 12 month period)	2	157	1.3%	1.6%	1.4%
% of patients satisfied with the treatment they have received (rolling 12 month period)	6	6	100.0%	96.5%	95.9%

* Figures in italics indicate that the base number is less than 100.

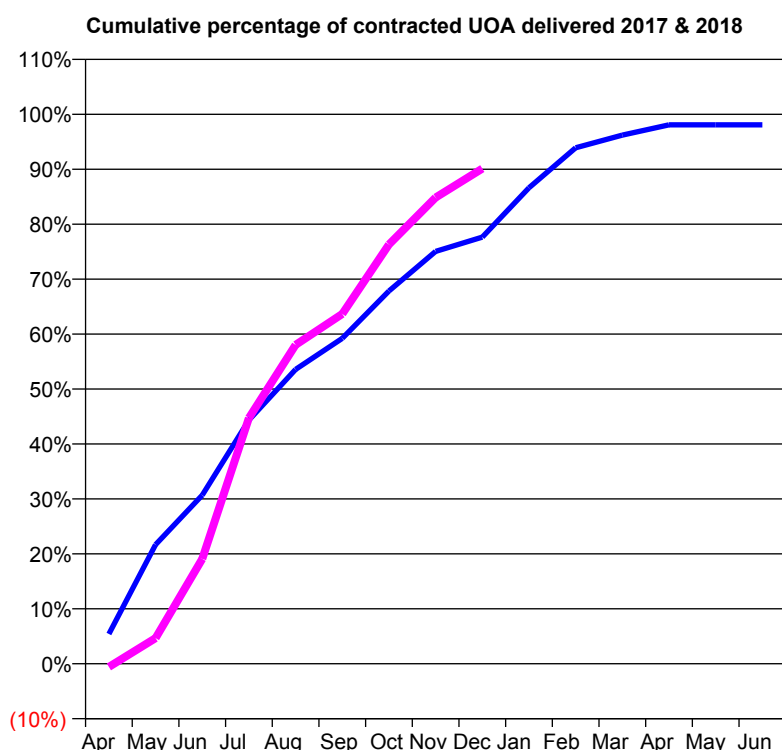
Q59 - Vital Signs Orthodontic At a Glance Contract Report for 914975/0001 - December 2017

Name or company name	MR CR SUTTON
Contract type name	GDS Contract
Purpose of contract	General and Orthodontic
Contract start date	01/04/2006
Contract end date	

17/18 Contracted general activity (UDA)	1,700
Carry forward general activity (UDA)	0
17/18 Contracted orthodontic activity (UOA)	1,346
Carry forward orthodontic activity (UOA)	26
Baseline contract value	£134,790.02

ACCESS

	Contract	England and Wales
24 month ratio of assessments to patient IDs	1.29	1.09

ACTIVITY


Month	Adjusted Scheduled Activity (UOA)	
	2017	2018
April	73	-8
May	292	63
June	413	257
July	597	602
August	721	781
September	797	857
October	913	1,027
November	1,010	1,142
December	1,045	1,213
January	1,166	
February	1,264	
March	1,295	
April	1,320	
May	1,320	
June	1,320	

QUALITY

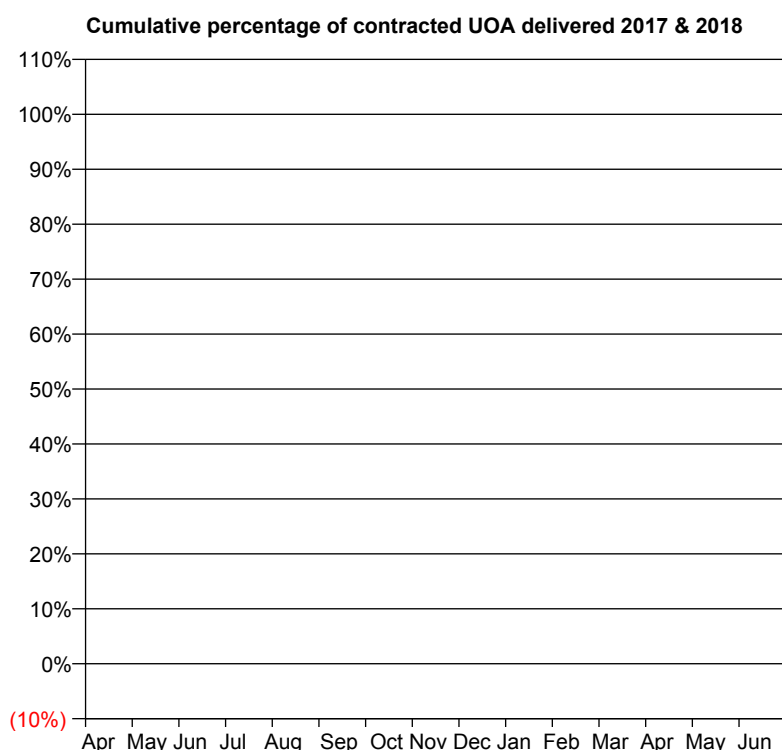
	Contract Quantity	Contract Base Number	Contract *	Region	England
% of all assessments that were assess and fit appliances (rolling 12 month period)	66	237	27.8%	57.7%	58.6%
% of all assessments that were assess and refuse (rolling 12 month period)	9	237	3.8%	11.3%	11.3%
% of all assessments that were assess and review (rolling 12 month period)	162	237	68.4%	31.0%	30.0%
% of terminated courses where treatment was abandoned or discontinued (rolling 12 month period)	3	45	6.7%	8.4%	7.4%
% of completed treatments indicating that PAR score was taken (year to date)	24	32	75.0%	61.0%	64.3%
Rate of removable appliances per 100 fixed appliances - proposed treatment (rolling 12 month period)	1	97	1.03	7.20	5.53
Rate of removable appliances per 100 fixed appliances - completed treatment (rolling 12 month period)	0	20	0.00	6.14	4.60
% of courses of treatment with removable appliances only - proposed treatment (rolling 12 month period)	1	66	1.5%	2.5%	1.9%
% of courses of treatment with removable appliances only - completed treatment (rolling 12 month period)	0	42	0.0%	1.6%	1.4%
% of patients satisfied with the treatment they have received (rolling 12 month period)	2	2	100.0%	96.5%	95.9%

* Figures in italics indicate that the base number is less than 100.

Q59 - Vital Signs Orthodontic At a Glance Contract Report for 915769/0003 - December 2017

Name or company name	MR KS JACKSON	17/18 Contracted general activity (UDA)	0
Contract type name	PDS Contract	Carry forward general activity (UDA)	0
Purpose of contract	General	17/18 Contracted orthodontic activity (UOA)	0
Contract start date	03/11/2008	Carry forward orthodontic activity (UOA)	0
Contract end date	31/03/2018	Baseline contract value	£101,566.00

ACCESS	Contract	England and Wales
24 month ratio of assessments to patient IDs	1.00	1.09

ACTIVITY


Month	Adjusted Scheduled Activity (UOA)	
	2017	2018
April	0	0
May	0	0
June	0	0
July	0	0
August	0	0
September	0	0
October	0	23
November	0	23
December	0	23
January	0	
February	0	
March	0	
April	0	
May	0	
June	0	

QUALITY

	Contract Quantity	Contract Base Number	Contract *	Region	England
% of all assessments that were assess and fit appliances (rolling 12 month period)	1	1	100.0%	57.7%	58.6%
% of all assessments that were assess and refuse (rolling 12 month period)	0	1	0.0%	11.3%	11.3%
% of all assessments that were assess and review (rolling 12 month period)	0	1	0.0%	31.0%	30.0%
% of terminated courses where treatment was abandoned or discontinued (rolling 12 month period)	0	0	N/A	8.4%	7.4%
% of completed treatments indicating that PAR score was taken (year to date)	0	0	N/A	61.0%	64.3%
Rate of removable appliances per 100 fixed appliances - proposed treatment (rolling 12 month period)	1	2	50.00	7.20	5.53
Rate of removable appliances per 100 fixed appliances - completed treatment (rolling 12 month period)	0	0	N/A	6.14	4.60
% of courses of treatment with removable appliances only - proposed treatment (rolling 12 month period)	0	1	0.0%	2.5%	1.9%
% of courses of treatment with removable appliances only - completed treatment (rolling 12 month period)	0	0	N/A	1.6%	1.4%
% of patients satisfied with the treatment they have received (rolling 12 month period)	0	0	N/A	96.5%	95.9%

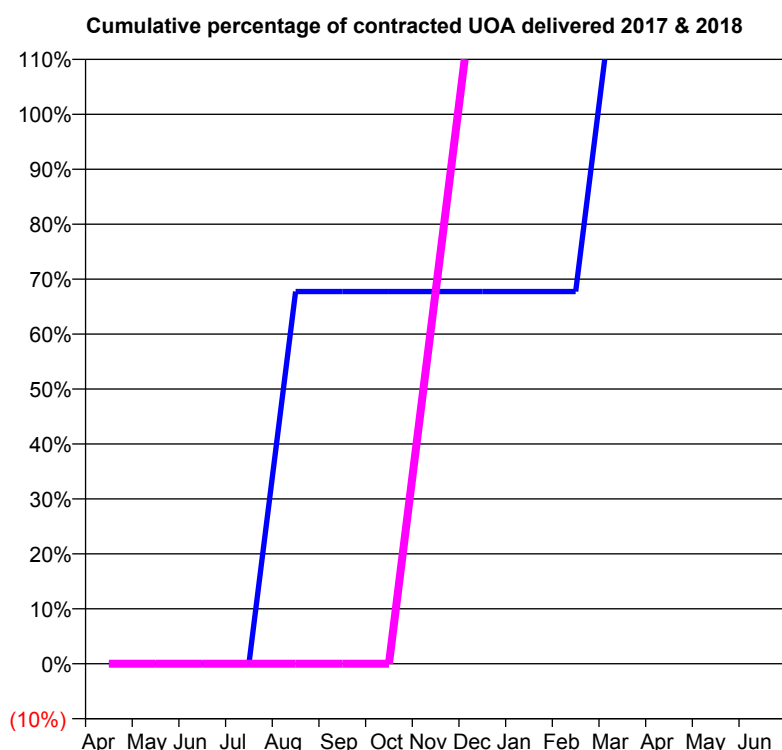
* Figures in italics indicate that the base number is less than 100.

Q59 - Vital Signs Orthodontic At a Glance Contract Report for 929328/0001 - December 2017

Name or company name	MR VH PEART
Contract type name	GDS Contract
Purpose of contract	General and Orthodontic
Contract start date	01/04/2006
Contract end date	

17/18 Contracted general activity (UDA)	18,638
Carry forward general activity (UDA)	-61
17/18 Contracted orthodontic activity (UOA)	31
Carry forward orthodontic activity (UOA)	0
Baseline contract value	£458,244.27

ACCESS	Contract	England and Wales
24 month ratio of assessments to patient IDs	1.00	1.09

ACTIVITY


Month	Adjusted Scheduled Activity (UOA)	
	2017	2018
April	0	0
May	0	0
June	0	0
July	0	0
August	21	0
September	21	0
October	21	0
November	21	21
December	21	42
January	21	
February	21	
March	42	
April	42	
May	42	
June	42	

QUALITY	Contract Quantity	Contract Base Number	Contract *	Region	England
% of all assessments that were assess and fit appliances (rolling 12 month period)	3	3	100.0%	57.7%	58.6%
% of all assessments that were assess and refuse (rolling 12 month period)	0	3	0.0%	11.3%	11.3%
% of all assessments that were assess and review (rolling 12 month period)	0	3	0.0%	31.0%	30.0%
% of terminated courses where treatment was abandoned or discontinued (rolling 12 month period)	0	1	0.0%	8.4%	7.4%
% of completed treatments indicating that PAR score was taken (year to date)	1	1	100.0%	61.0%	64.3%
Rate of removable appliances per 100 fixed appliances - proposed treatment (rolling 12 month period)	3	0	N/A	7.20	5.53
Rate of removable appliances per 100 fixed appliances - completed treatment (rolling 12 month period)	1	0	N/A	6.14	4.60
% of courses of treatment with removable appliances only - proposed treatment (rolling 12 month period)	3	3	100.0%	2.5%	1.9%
% of courses of treatment with removable appliances only - completed treatment (rolling 12 month period)	1	1	100.0%	1.6%	1.4%
% of patients satisfied with the treatment they have received (rolling 12 month period)	0	0	N/A	96.5%	95.9%

* Figures in italics indicate that the base number is less than 100.

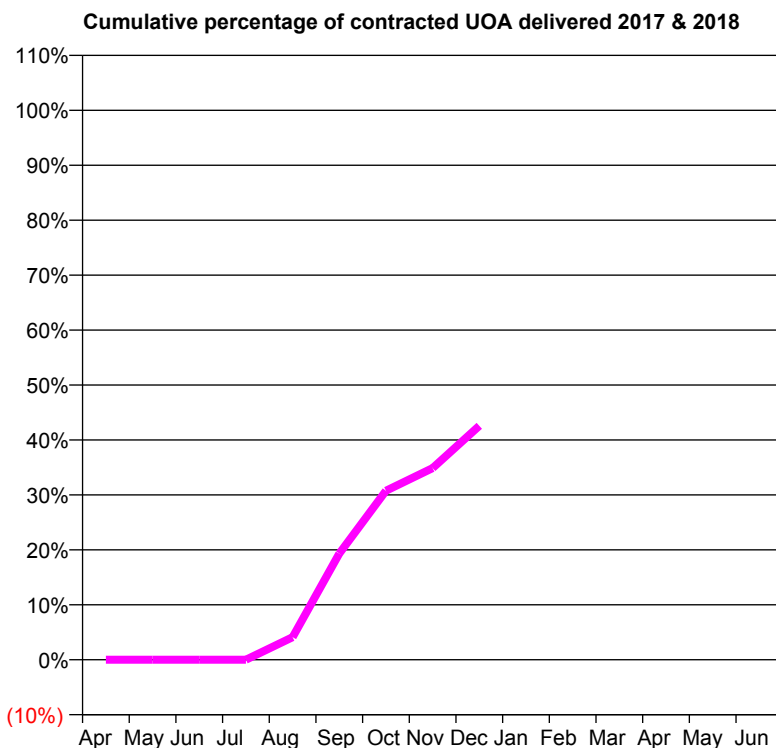
Q60 - Vital Signs Orthodontic At a Glance Contract Report for 100486/0000 - December 2017

Name or company name	New Park House Dental Centre
Contract type name	GDS Contract
Purpose of contract	General and Orthodontic
Contract start date	01/08/2017
Contract end date	

17/18 Contracted general activity (UDA)	3,019
Carry forward general activity (UDA)	0
17/18 Contracted orthodontic activity (UOA)	559
Carry forward orthodontic activity (UOA)	0
Baseline contract value	£120,251.42

ACCESS

	Contract	England and Wales
24 month ratio of assessments to patient IDs	1.00	1.09

ACTIVITY


Month	Adjusted Scheduled Activity (UOA)	
	2017	2018
April	0	0
May	0	0
June	0	0
July	0	0
August	0	23
September	0	108
October	0	172
November	0	195
December	0	238
January	0	
February	0	
March	0	
April	0	
May	0	
June	0	

QUALITY

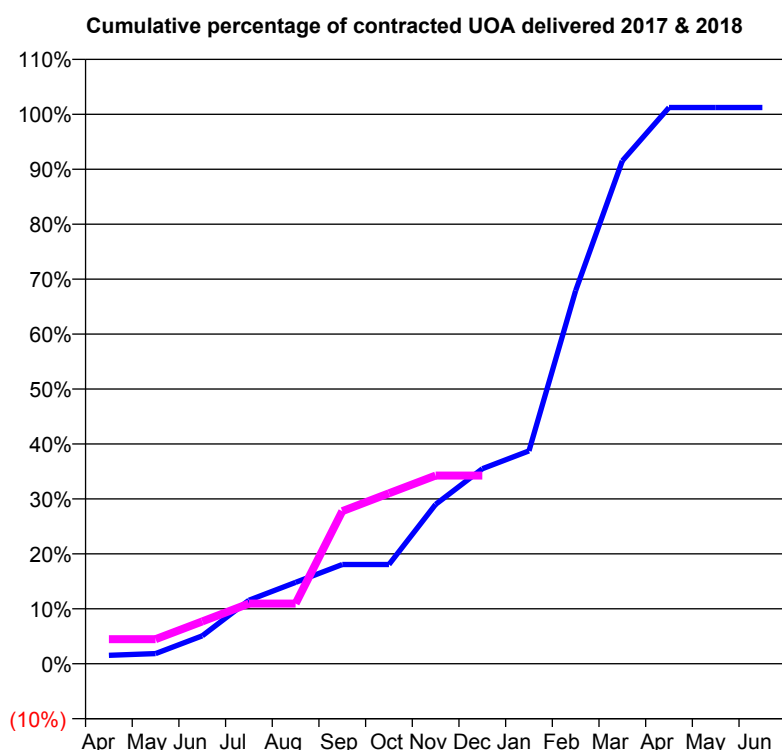
	Contract Quantity	Contract Base Number	Contract *	Region	England
% of all assessments that were assess and fit appliances (rolling 12 month period)	11	18	61.1%	57.7%	58.6%
% of all assessments that were assess and refuse (rolling 12 month period)	0	18	0.0%	11.3%	11.3%
% of all assessments that were assess and review (rolling 12 month period)	7	18	38.9%	31.0%	30.0%
% of terminated courses where treatment was abandoned or discontinued (rolling 12 month period)	0	8	0.0%	8.4%	7.4%
% of completed treatments indicating that PAR score was taken (year to date)	0	8	0.0%	61.0%	64.3%
Rate of removable appliances per 100 fixed appliances - proposed treatment (rolling 12 month period)	1	3	33.33	7.20	5.53
Rate of removable appliances per 100 fixed appliances - completed treatment (rolling 12 month period)	0	2	0.00	6.14	4.60
% of courses of treatment with removable appliances only - proposed treatment (rolling 12 month period)	1	11	9.1%	2.5%	1.9%
% of courses of treatment with removable appliances only - completed treatment (rolling 12 month period)	0	8	0.0%	1.6%	1.4%
% of patients satisfied with the treatment they have received (rolling 12 month period)	0	0	N/A	96.5%	95.9%

* Figures in italics indicate that the base number is less than 100.

Q60 - Vital Signs Orthodontic At a Glance Contract Report for 101281/0063 - December 2017

Name or company name	OASIS DENTAL CARE LTD	17/18 Contracted general activity (UDA)	67,013
Contract type name	GDS Contract	Carry forward general activity (UDA)	1,446
Purpose of contract	General and Orthodontic	17/18 Contracted orthodontic activity (UOA)	648
Contract start date	01/04/2006	Carry forward orthodontic activity (UOA)	-8
Contract end date		Baseline contract value	£1,711,617.07

ACCESS	Contract	England and Wales
24 month ratio of assessments to patient IDs	1.03	1.09

ACTIVITY


Month	Adjusted Scheduled Activity (UOA)	
	2017	2018
April	10	29
May	12	29
June	33	50
July	75	71
August	96	71
September	117	180
October	117	201
November	188	222
December	230	222
January	251	
February	440	
March	593	
April	656	
May	656	
June	656	

QUALITY	Contract Quantity	Contract Base Number	Contract *	Region	England
% of all assessments that were assess and fit appliances (rolling 12 month period)	31	42	73.8%	57.7%	58.6%
% of all assessments that were assess and refuse (rolling 12 month period)	6	42	14.3%	11.3%	11.3%
% of all assessments that were assess and review (rolling 12 month period)	5	42	11.9%	31.0%	30.0%
% of terminated courses where treatment was abandoned or discontinued (rolling 12 month period)	9	26	34.6%	8.4%	7.4%
% of completed treatments indicating that PAR score was taken (year to date)	0	8	0.0%	61.0%	64.3%
Rate of removable appliances per 100 fixed appliances - proposed treatment (rolling 12 month period)	1	61	1.64	7.20	5.53
Rate of removable appliances per 100 fixed appliances - completed treatment (rolling 12 month period)	0	26	0.00	6.14	4.60
% of courses of treatment with removable appliances only - proposed treatment (rolling 12 month period)	0	31	0.0%	2.5%	1.9%
% of courses of treatment with removable appliances only - completed treatment (rolling 12 month period)	0	17	0.0%	1.6%	1.4%
% of patients satisfied with the treatment they have received (rolling 12 month period)	0	0	N/A	96.5%	95.9%

* Figures in italics indicate that the base number is less than 100.

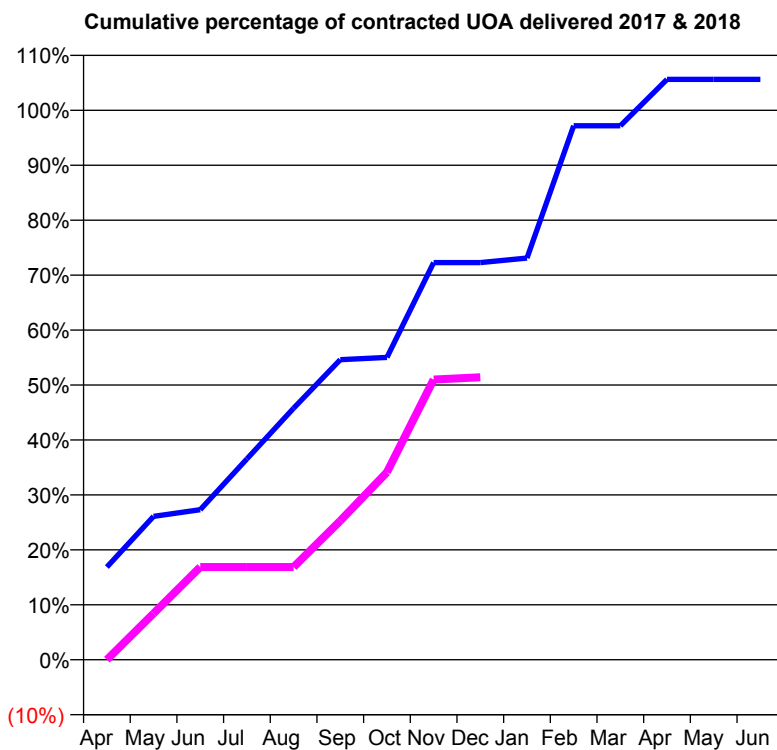
Q60 - Vital Signs Orthodontic At a Glance Contract Report for 106313/0001 - December 2017

Name or company name	Butler and Finnigan Dental Practice (BC) Lt
Contract type name	GDS Contract
Purpose of contract	General and Orthodontic
Contract start date	01/04/2014
Contract end date	

17/18 Contracted general activity (UDA)	11,500
Carry forward general activity (UDA)	0
17/18 Contracted orthodontic activity (UOA)	249
Carry forward orthodontic activity (UOA)	0
Baseline contract value	£289,948.79

ACCESS

	Contract	England and Wales
24 month ratio of assessments to patient IDs	1.18	1.09

ACTIVITY


Month	Adjusted Scheduled Activity (UOA)	
	2017	2018
April	42	0
May	65	21
June	68	42
July	91	42
August	114	42
September	136	63
October	137	85
November	180	127
December	180	128
January	182	
February	242	
March	242	
April	263	
May	263	
June	263	

QUALITY

	Contract Quantity	Contract Base Number	Contract *	Region	England
% of all assessments that were assess and fit appliances (rolling 12 month period)	10	14	71.4%	57.7%	58.6%
% of all assessments that were assess and refuse (rolling 12 month period)	1	14	7.1%	11.3%	11.3%
% of all assessments that were assess and review (rolling 12 month period)	3	14	21.4%	31.0%	30.0%
% of terminated courses where treatment was abandoned or discontinued (rolling 12 month period)	0	1	0.0%	8.4%	7.4%
% of completed treatments indicating that PAR score was taken (year to date)	0	1	0.0%	61.0%	64.3%
Rate of removable appliances per 100 fixed appliances - proposed treatment (rolling 12 month period)	0	18	0.00	7.20	5.53
Rate of removable appliances per 100 fixed appliances - completed treatment (rolling 12 month period)	0	2	0.00	6.14	4.60
% of courses of treatment with removable appliances only - proposed treatment (rolling 12 month period)	0	10	0.0%	2.5%	1.9%
% of courses of treatment with removable appliances only - completed treatment (rolling 12 month period)	0	1	0.0%	1.6%	1.4%
% of patients satisfied with the treatment they have received (rolling 12 month period)	0	0	N/A	96.5%	95.9%

* Figures in italics indicate that the base number is less than 100.

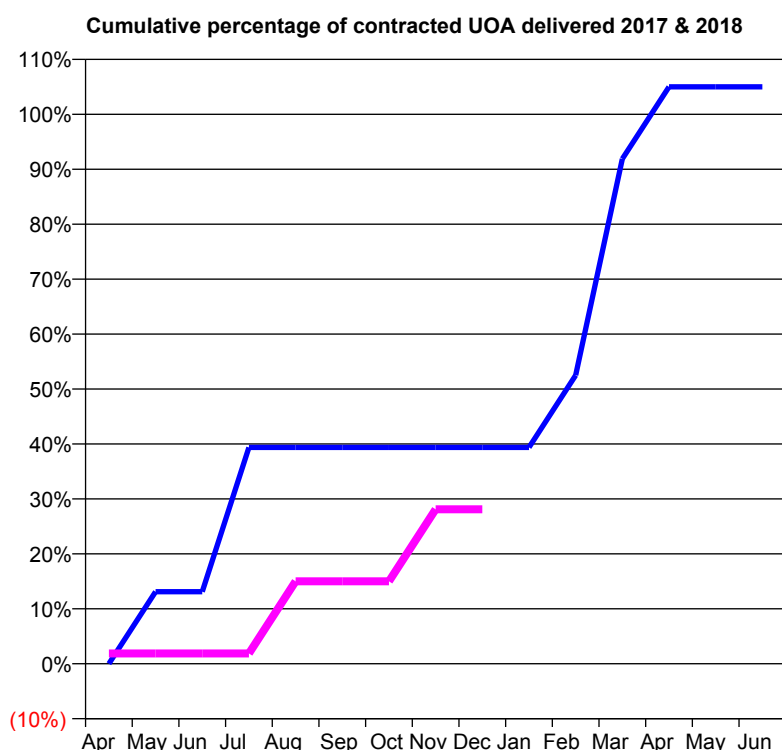
Q60 - Vital Signs Orthodontic At a Glance Contract Report for 107182/0001 - December 2017

Name or company name	Mr Holgate - Green End Dental Practice
Contract type name	GDS Contract
Purpose of contract	General and Orthodontic
Contract start date	01/04/2013
Contract end date	

17/18 Contracted general activity (UDA)	28,717
Carry forward general activity (UDA)	832
17/18 Contracted orthodontic activity (UOA)	160
Carry forward orthodontic activity (UOA)	-3
Baseline contract value	£799,490.24

ACCESS

	Contract	England and Wales
24 month ratio of assessments to patient IDs	1.00	1.09

ACTIVITY


Month	Adjusted Scheduled Activity (UOA)	
	2017	2018
April	0	3
May	21	3
June	21	3
July	63	3
August	63	24
September	63	24
October	63	24
November	63	45
December	63	45
January	63	
February	84	
March	147	
April	168	
May	168	
June	168	

QUALITY

	Contract Quantity	Contract Base Number	Contract *	Region	England
% of all assessments that were assess and fit appliances (rolling 12 month period)	7	7	100.0%	57.7%	58.6%
% of all assessments that were assess and refuse (rolling 12 month period)	0	7	0.0%	11.3%	11.3%
% of all assessments that were assess and review (rolling 12 month period)	0	7	0.0%	31.0%	30.0%
% of terminated courses where treatment was abandoned or discontinued (rolling 12 month period)	0	5	0.0%	8.4%	7.4%
% of completed treatments indicating that PAR score was taken (year to date)	1	1	100.0%	61.0%	64.3%
Rate of removable appliances per 100 fixed appliances - proposed treatment (rolling 12 month period)	0	12	0.00	7.20	5.53
Rate of removable appliances per 100 fixed appliances - completed treatment (rolling 12 month period)	0	0	N/A	6.14	4.60
% of courses of treatment with removable appliances only - proposed treatment (rolling 12 month period)	0	7	0.0%	2.5%	1.9%
% of courses of treatment with removable appliances only - completed treatment (rolling 12 month period)	0	5	0.0%	1.6%	1.4%
% of patients satisfied with the treatment they have received (rolling 12 month period)	1	1	100.0%	96.5%	95.9%

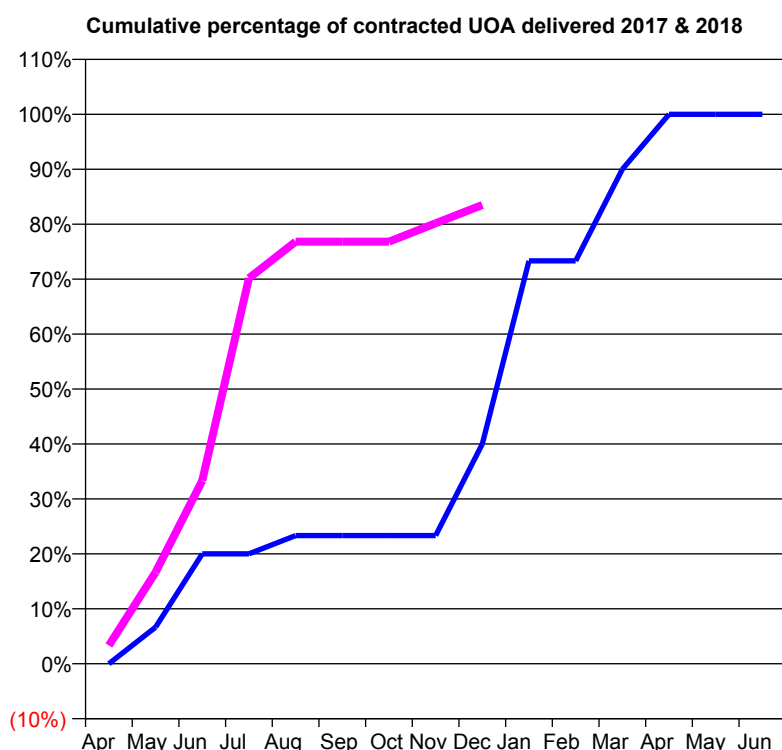
* Figures in italics indicate that the base number is less than 100.

Q60 - Vital Signs Orthodontic At a Glance Contract Report for 107220/0001 - December 2017

Name or company name	Castle View House Dental Practice
Contract type name	GDS Contract
Purpose of contract	General and Orthodontic
Contract start date	01/04/2014
Contract end date	

17/18 Contracted general activity (UDA)	22,776
Carry forward general activity (UDA)	-330
17/18 Contracted orthodontic activity (UOA)	630
Carry forward orthodontic activity (UOA)	0
Baseline contract value	£745,744.52

ACCESS	Contract	England and Wales
24 month ratio of assessments to patient IDs	1.00	1.09

ACTIVITY


Month	Adjusted Scheduled Activity (UOA)	
	2017	2018
April	0	21
May	42	105
June	126	210
July	126	442
August	147	484
September	147	484
October	147	484
November	147	505
December	252	526
January	462	
February	462	
March	567	
April	630	
May	630	
June	630	

QUALITY	Contract Quantity	Contract Base Number	Contract *	Region	England
% of all assessments that were assess and fit appliances (rolling 12 month period)	44	45	97.8%	57.7%	58.6%
% of all assessments that were assess and refuse (rolling 12 month period)	0	45	0.0%	11.3%	11.3%
% of all assessments that were assess and review (rolling 12 month period)	1	45	2.2%	31.0%	30.0%
% of terminated courses where treatment was abandoned or discontinued (rolling 12 month period)	0	9	0.0%	8.4%	7.4%
% of completed treatments indicating that PAR score was taken (year to date)	9	9	100.0%	61.0%	64.3%
Rate of removable appliances per 100 fixed appliances - proposed treatment (rolling 12 month period)	8	88	9.09	7.20	5.53
Rate of removable appliances per 100 fixed appliances - completed treatment (rolling 12 month period)	3	17	17.65	6.14	4.60
% of courses of treatment with removable appliances only - proposed treatment (rolling 12 month period)	0	44	0.0%	2.5%	1.9%
% of courses of treatment with removable appliances only - completed treatment (rolling 12 month period)	0	9	0.0%	1.6%	1.4%
% of patients satisfied with the treatment they have received (rolling 12 month period)	2	2	100.0%	96.5%	95.9%

* Figures in italics indicate that the base number is less than 100.

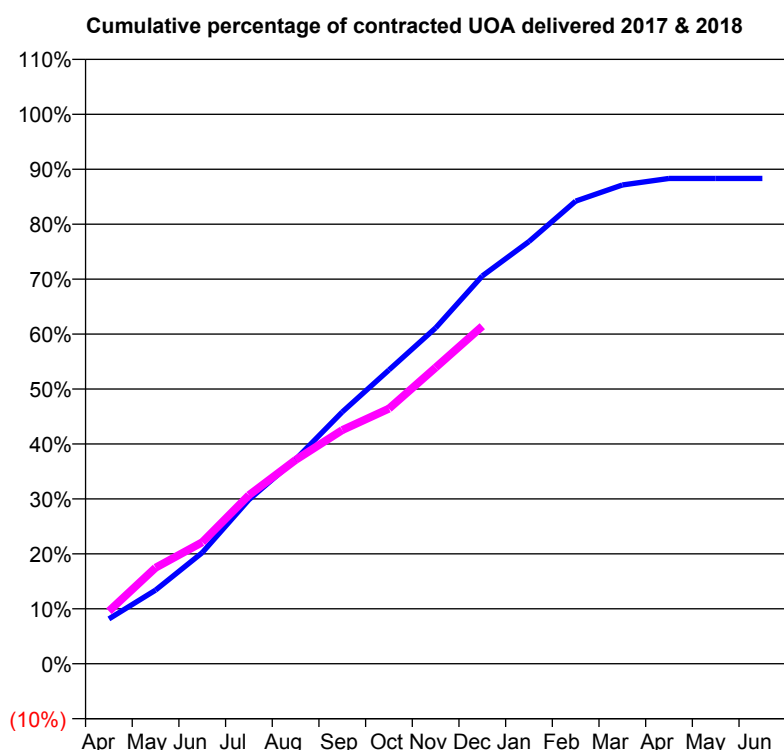
Q60 - Vital Signs Orthodontic At a Glance Contract Report for 111295/0001 - December 2017

Name or company name	Modwena Orthodontics Limited
Contract type name	PDS Contract
Purpose of contract	Orthodontic
Contract start date	01/10/2014
Contract end date	31/03/2018

17/18 Contracted general activity (UDA)	0
Carry forward general activity (UDA)	0
17/18 Contracted orthodontic activity (UOA)	10,106
Carry forward orthodontic activity (UOA)	68
Baseline contract value	£541,997.63

ACCESS

	Contract	England and Wales
24 month ratio of assessments to patient IDs	1.11	1.09

ACTIVITY


Month	Adjusted Scheduled Activity (UOA)	
	2017	2018
April	928	968
May	1,523	1,768
June	2,299	2,235
July	3,393	3,101
August	4,228	3,748
September	5,209	4,297
October	6,077	4,692
November	6,946	5,447
December	8,022	6,208
January	8,735	
February	9,569	
March	9,902	
April	10,038	
May	10,038	
June	10,038	

QUALITY

	Contract Quantity	Contract Base Number	Contract *	Region	England
% of all assessments that were assess and fit appliances (rolling 12 month period)	384	684	56.1%	57.7%	58.6%
% of all assessments that were assess and refuse (rolling 12 month period)	52	684	7.6%	11.3%	11.3%
% of all assessments that were assess and review (rolling 12 month period)	248	684	36.3%	31.0%	30.0%
% of terminated courses where treatment was abandoned or discontinued (rolling 12 month period)	34	385	8.8%	8.4%	7.4%
% of completed treatments indicating that PAR score was taken (year to date)	22	261	8.4%	61.0%	64.3%
Rate of removable appliances per 100 fixed appliances - proposed treatment (rolling 12 month period)	18	754	2.39	7.20	5.53
Rate of removable appliances per 100 fixed appliances - completed treatment (rolling 12 month period)	11	695	1.58	6.14	4.60
% of courses of treatment with removable appliances only - proposed treatment (rolling 12 month period)	5	384	1.3%	2.5%	1.9%
% of courses of treatment with removable appliances only - completed treatment (rolling 12 month period)	0	351	0.0%	1.6%	1.4%
% of patients satisfied with the treatment they have received (rolling 12 month period)	14	15	93.3%	96.5%	95.9%

* Figures in italics indicate that the base number is less than 100.

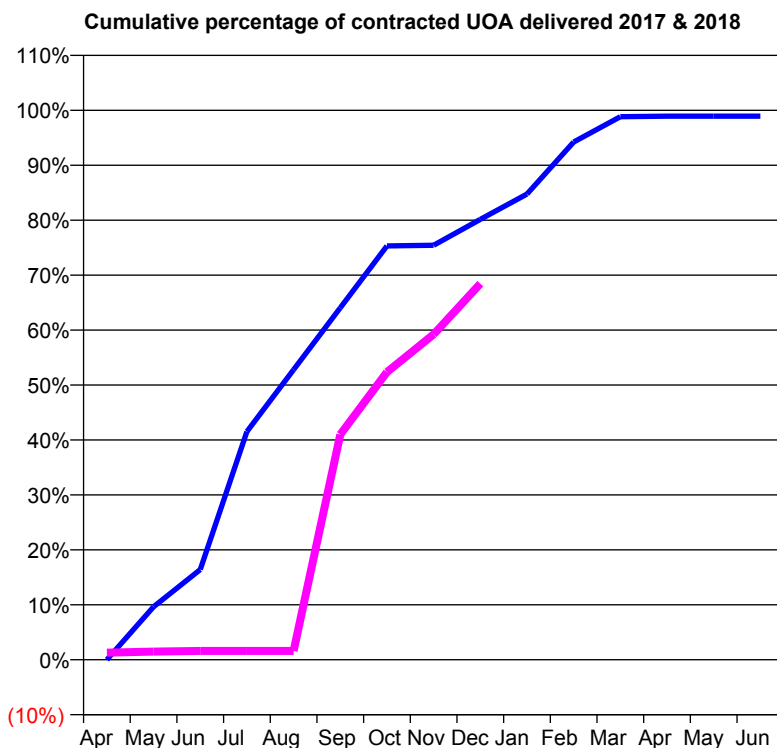
Q60 - Vital Signs Orthodontic At a Glance Contract Report for 121495/0002 - December 2017

Name or company name	The Smileworks Ltd
Contract type name	GDS Contract
Purpose of contract	General and Orthodontic
Contract start date	01/12/2009
Contract end date	

17/18 Contracted general activity (UDA)	10,000
Carry forward general activity (UDA)	-136
17/18 Contracted orthodontic activity (UOA)	932
Carry forward orthodontic activity (UOA)	10
Baseline contract value	£316,870.85

ACCESS

	Contract	England and Wales
24 month ratio of assessments to patient IDs	1.07	1.09

ACTIVITY


Month	Adjusted Scheduled Activity (UOA)	
	2017	2018
April	0	12
May	90	14
June	153	15
July	387	15
August	492	15
September	597	382
October	702	488
November	703	552
December	747	638
January	790	
February	878	
March	921	
April	922	
May	922	
June	922	

QUALITY

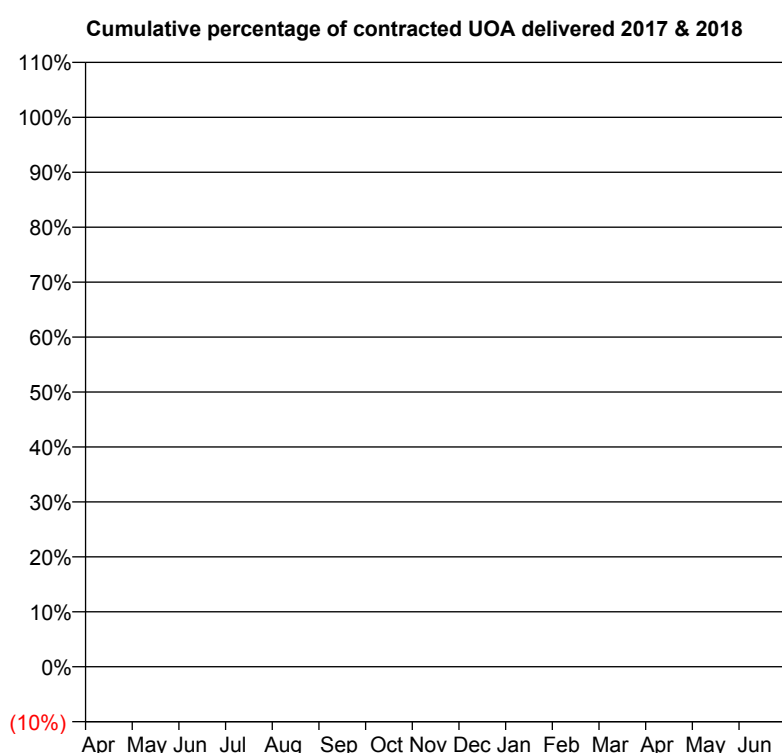
	Contract Quantity	Contract Base Number	Contract *	Region	England
% of all assessments that were assess and fit appliances (rolling 12 month period)	38	63	60.3%	57.7%	58.6%
% of all assessments that were assess and refuse (rolling 12 month period)	1	63	1.6%	11.3%	11.3%
% of all assessments that were assess and review (rolling 12 month period)	24	63	38.1%	31.0%	30.0%
% of terminated courses where treatment was abandoned or discontinued (rolling 12 month period)	3	11	27.3%	8.4%	7.4%
% of completed treatments indicating that PAR score was taken (year to date)	0	2	0.0%	61.0%	64.3%
Rate of removable appliances per 100 fixed appliances - proposed treatment (rolling 12 month period)	2	74	2.70	7.20	5.53
Rate of removable appliances per 100 fixed appliances - completed treatment (rolling 12 month period)	0	14	0.00	6.14	4.60
% of courses of treatment with removable appliances only - proposed treatment (rolling 12 month period)	0	38	0.0%	2.5%	1.9%
% of courses of treatment with removable appliances only - completed treatment (rolling 12 month period)	0	8	0.0%	1.6%	1.4%
% of patients satisfied with the treatment they have received (rolling 12 month period)	0	0	N/A	96.5%	95.9%

* Figures in italics indicate that the base number is less than 100.

Q60 - Vital Signs Orthodontic At a Glance Contract Report for 133574/0001 - December 2017

Name or company name	The Dividy Road Dental Practice Partnersh	17/18 Contracted general activity (UDA)	20,205
Contract type name	GDS Contract	Carry forward general activity (UDA)	9
Purpose of contract	General	17/18 Contracted orthodontic activity (UOA)	0
Contract start date	22/12/2011	Carry forward orthodontic activity (UOA)	0
Contract end date		Baseline contract value	£501,082.39

ACCESS	Contract	England and Wales
24 month ratio of assessments to patient IDs	1.00	1.09

ACTIVITY


Adjusted Scheduled Activity (UOA)		
Month	2017	2018
April	0	0
May	0	0
June	0	0
July	0	0
August	0	0
September	0	0
October	0	0
November	0	1
December	0	1
January	0	1
February	0	1
March	0	10
April	0	10
May	0	10
June	0	10

QUALITY

	Contract Quantity	Contract Base Number	Contract *	Region	England
% of all assessments that were assess and fit appliances (rolling 12 month period)	0	1	0.0%	57.7%	58.6%
% of all assessments that were assess and refuse (rolling 12 month period)	0	1	0.0%	11.3%	11.3%
% of all assessments that were assess and review (rolling 12 month period)	1	1	100.0%	31.0%	30.0%
% of terminated courses where treatment was abandoned or discontinued (rolling 12 month period)	0	0	N/A	8.4%	7.4%
% of completed treatments indicating that PAR score was taken (year to date)	0	0	N/A	61.0%	64.3%
Rate of removable appliances per 100 fixed appliances - proposed treatment (rolling 12 month period)	0	0	N/A	7.20	5.53
Rate of removable appliances per 100 fixed appliances - completed treatment (rolling 12 month period)	0	0	N/A	6.14	4.60
% of courses of treatment with removable appliances only - proposed treatment (rolling 12 month period)	0	0	N/A	2.5%	1.9%
% of courses of treatment with removable appliances only - completed treatment (rolling 12 month period)	0	0	N/A	1.6%	1.4%
% of patients satisfied with the treatment they have received (rolling 12 month period)	0	0	N/A	96.5%	95.9%

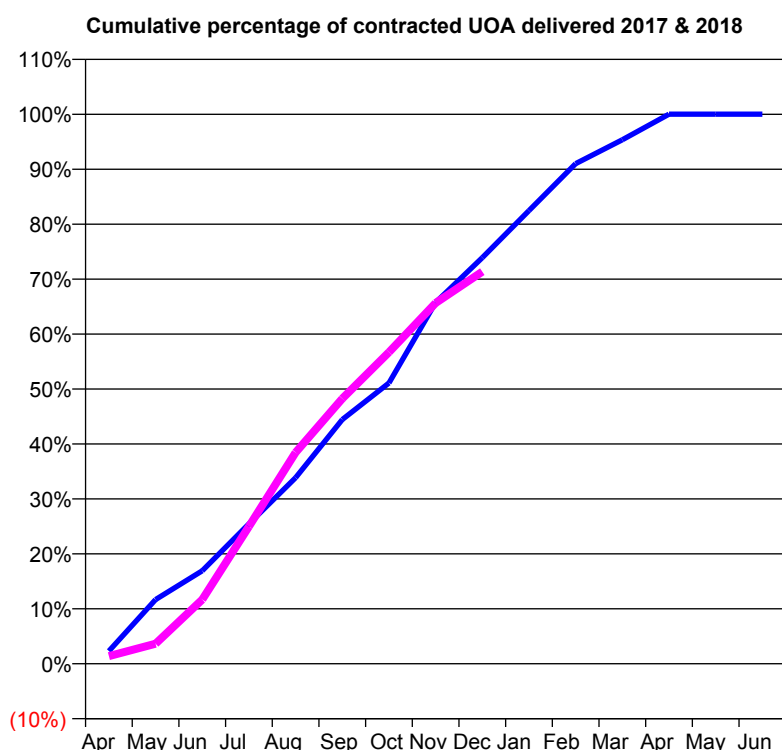
* Figures in italics indicate that the base number is less than 100.

Q60 - Vital Signs Orthodontic At a Glance Contract Report for 134864/0001 - December 2017

Name or company name	ARC Orthodontics Limited
Contract type name	PDS Contract
Purpose of contract	Orthodontic
Contract start date	01/11/2014
Contract end date	31/03/2018

17/18 Contracted general activity (UDA)	0
Carry forward general activity (UDA)	0
17/18 Contracted orthodontic activity (UOA)	6,500
Carry forward orthodontic activity (UOA)	-1
Baseline contract value	£441,375.64

ACCESS	Contract	England and Wales
24 month ratio of assessments to patient IDs	1.07	1.09

ACTIVITY


Month	Adjusted Scheduled Activity (UOA)	
	2017	2018
April	150	90
May	759	238
June	1,101	759
July	1,656	1,624
August	2,201	2,500
September	2,889	3,137
October	3,321	3,685
November	4,273	4,268
December	4,804	4,639
January	5,360	
February	5,915	
March	6,198	
April	6,501	
May	6,501	
June	6,501	

QUALITY	Contract Quantity	Contract Base Number	Contract *	Region	England
% of all assessments that were assess and fit appliances (rolling 12 month period)	286	717	39.9%	57.7%	58.6%
% of all assessments that were assess and refuse (rolling 12 month period)	354	717	49.4%	11.3%	11.3%
% of all assessments that were assess and review (rolling 12 month period)	77	717	10.7%	31.0%	30.0%
% of terminated courses where treatment was abandoned or discontinued (rolling 12 month period)	24	316	7.6%	8.4%	7.4%
% of completed treatments indicating that PAR score was taken (year to date)	46	207	22.2%	61.0%	64.3%
Rate of removable appliances per 100 fixed appliances - proposed treatment (rolling 12 month period)	52	562	9.25	7.20	5.53
Rate of removable appliances per 100 fixed appliances - completed treatment (rolling 12 month period)	49	560	8.75	6.14	4.60
% of courses of treatment with removable appliances only - proposed treatment (rolling 12 month period)	4	286	1.4%	2.5%	1.9%
% of courses of treatment with removable appliances only - completed treatment (rolling 12 month period)	9	292	3.1%	1.6%	1.4%
% of patients satisfied with the treatment they have received (rolling 12 month period)	17	18	94.4%	96.5%	95.9%

* Figures in italics indicate that the base number is less than 100.

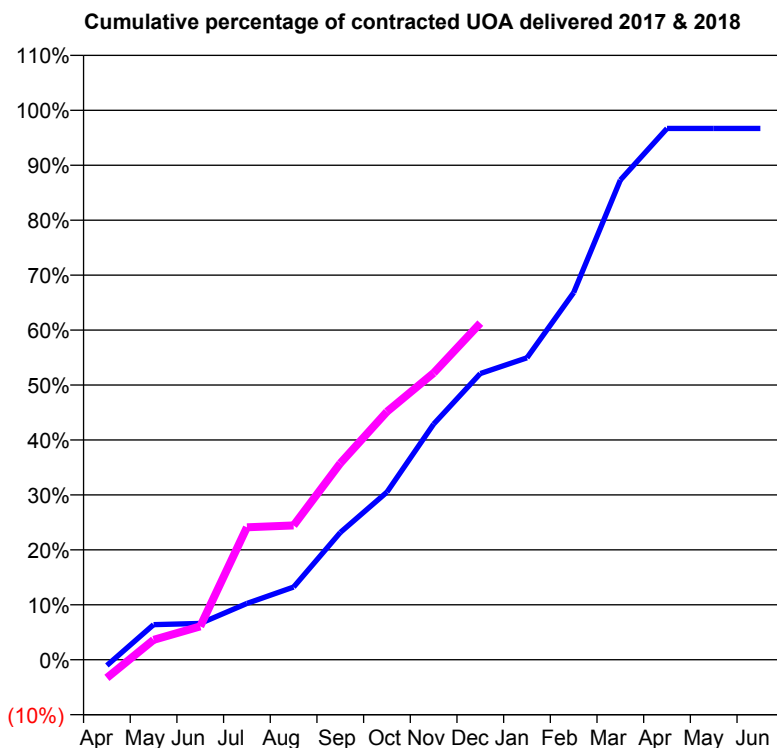
Q60 - Vital Signs Orthodontic At a Glance Contract Report for 139920/0001 - December 2017

Name or company name	Shelton Dental Centre
Contract type name	GDS Contract
Purpose of contract	General and Orthodontic
Contract start date	01/04/2012
Contract end date	

17/18 Contracted general activity (UDA)	47,905
Carry forward general activity (UDA)	225
17/18 Contracted orthodontic activity (UOA)	937
Carry forward orthodontic activity (UOA)	31
Baseline contract value	£1,152,203.95

ACCESS

	Contract	England and Wales
24 month ratio of assessments to patient IDs	1.20	1.09

ACTIVITY


Month	Adjusted Scheduled Activity (UOA)	
	2017	2018
April	-10	-31
May	60	34
June	62	57
July	96	226
August	124	229
September	217	335
October	286	423
November	402	489
December	488	574
January	515	
February	626	
March	818	
April	906	
May	906	
June	906	

QUALITY

	Contract Quantity	Contract Base Number	Contract *	Region	England
% of all assessments that were assess and fit appliances (rolling 12 month period)	47	83	56.6%	57.7%	58.6%
% of all assessments that were assess and refuse (rolling 12 month period)	8	83	9.6%	11.3%	11.3%
% of all assessments that were assess and review (rolling 12 month period)	28	83	33.7%	31.0%	30.0%
% of terminated courses where treatment was abandoned or discontinued (rolling 12 month period)	0	20	0.0%	8.4%	7.4%
% of completed treatments indicating that PAR score was taken (year to date)	14	16	87.5%	61.0%	64.3%
Rate of removable appliances per 100 fixed appliances - proposed treatment (rolling 12 month period)	1	81	1.23	7.20	5.53
Rate of removable appliances per 100 fixed appliances - completed treatment (rolling 12 month period)	0	39	0.00	6.14	4.60
% of courses of treatment with removable appliances only - proposed treatment (rolling 12 month period)	0	47	0.0%	2.5%	1.9%
% of courses of treatment with removable appliances only - completed treatment (rolling 12 month period)	0	20	0.0%	1.6%	1.4%
% of patients satisfied with the treatment they have received (rolling 12 month period)	1	1	100.0%	96.5%	95.9%

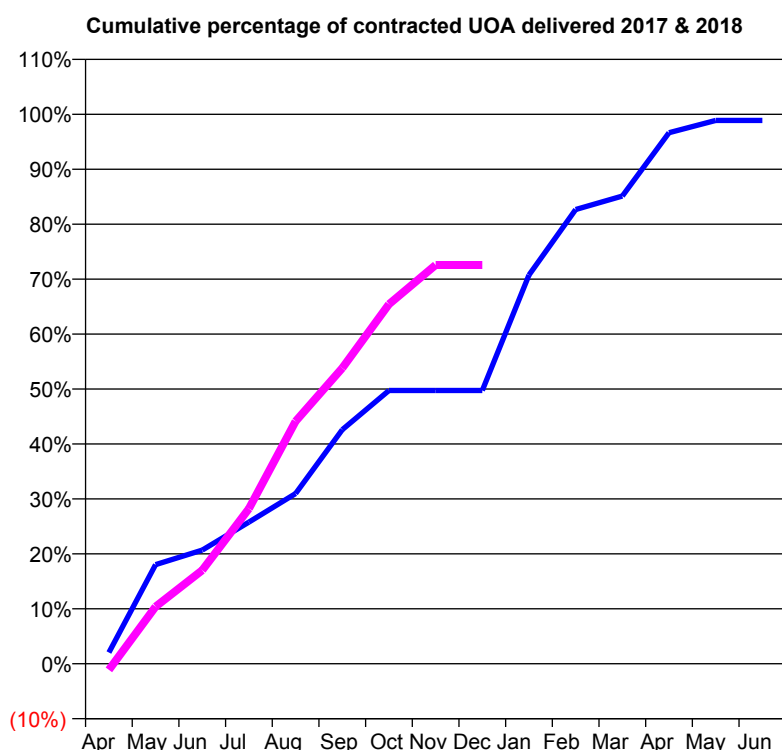
* Figures in italics indicate that the base number is less than 100.

Q60 - Vital Signs Orthodontic At a Glance Contract Report for 140015/0001 - December 2017

Name or company name	Shropshire Dental Limited
Contract type name	GDS Contract
Purpose of contract	General and Orthodontic
Contract start date	01/10/2014
Contract end date	

17/18 Contracted general activity (UDA)	15,278
Carry forward general activity (UDA)	0
17/18 Contracted orthodontic activity (UOA)	981
Carry forward orthodontic activity (UOA)	11
Baseline contract value	£440,181.31

ACCESS	Contract	England and Wales
24 month ratio of assessments to patient IDs	1.11	1.09

ACTIVITY


Month	Adjusted Scheduled Activity (UOA)	
	2017	2018
April	20	-11
May	177	102
June	203	167
July	253	277
August	304	433
September	418	528
October	488	642
November	488	712
December	488	712
January	694	
February	811	
March	835	
April	948	
May	970	
June	970	

QUALITY	Contract Quantity	Contract Base Number	Contract *	Region	England
% of all assessments that were assess and fit appliances (rolling 12 month period)	54	142	38.0%	57.7%	58.6%
% of all assessments that were assess and refuse (rolling 12 month period)	35	142	24.6%	11.3%	11.3%
% of all assessments that were assess and review (rolling 12 month period)	53	142	37.3%	31.0%	30.0%
% of terminated courses where treatment was abandoned or discontinued (rolling 12 month period)	1	10	10.0%	8.4%	7.4%
% of completed treatments indicating that PAR score was taken (year to date)	0	8	0.0%	61.0%	64.3%
Rate of removable appliances per 100 fixed appliances - proposed treatment (rolling 12 month period)	16	59	27.12	7.20	5.53
Rate of removable appliances per 100 fixed appliances - completed treatment (rolling 12 month period)	1	18	5.56	6.14	4.60
% of courses of treatment with removable appliances only - proposed treatment (rolling 12 month period)	14	54	25.9%	2.5%	1.9%
% of courses of treatment with removable appliances only - completed treatment (rolling 12 month period)	0	9	0.0%	1.6%	1.4%
% of patients satisfied with the treatment they have received (rolling 12 month period)	1	1	100.0%	96.5%	95.9%

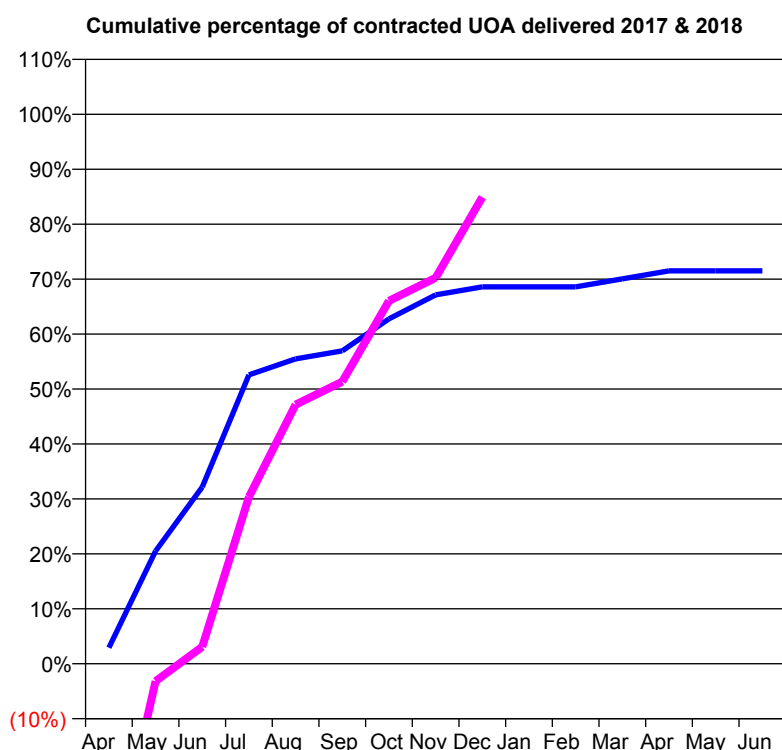
* Figures in italics indicate that the base number is less than 100.

Q60 - Vital Signs Orthodontic At a Glance Contract Report for 140392/0001 - December 2017

Name or company name	Regency House Dental Practice Ltd
Contract type name	GDS Contract
Purpose of contract	General and Orthodontic
Contract start date	01/04/2008
Contract end date	

17/18 Contracted general activity (UDA)	14,694
Carry forward general activity (UDA)	71
17/18 Contracted orthodontic activity (UOA)	1,001
Carry forward orthodontic activity (UOA)	411
Baseline contract value	£455,087.13

ACCESS	Contract	England and Wales
24 month ratio of assessments to patient IDs	1.02	1.09

ACTIVITY


Month	Adjusted Scheduled Activity (UOA)	
	2017	2018
April	42	-410
May	296	-32
June	464	31
July	758	304
August	800	472
September	821	514
October	905	661
November	968	703
December	989	850
January	989	
February	989	
March	1,010	
April	1,031	
May	1,031	
June	1,031	

QUALITY

	Contract Quantity	Contract Base Number	Contract *	Region	England
% of all assessments that were assess and fit appliances (rolling 12 month period)	62	63	98.4%	57.7%	58.6%
% of all assessments that were assess and refuse (rolling 12 month period)	0	63	0.0%	11.3%	11.3%
% of all assessments that were assess and review (rolling 12 month period)	1	63	1.6%	31.0%	30.0%
% of terminated courses where treatment was abandoned or discontinued (rolling 12 month period)	14	65	21.5%	8.4%	7.4%
% of completed treatments indicating that PAR score was taken (year to date)	0	40	0.0%	61.0%	64.3%
Rate of removable appliances per 100 fixed appliances - proposed treatment (rolling 12 month period)	0	0	N/A	7.20	5.53
Rate of removable appliances per 100 fixed appliances - completed treatment (rolling 12 month period)	0	93	0.00	6.14	4.60
% of courses of treatment with removable appliances only - proposed treatment (rolling 12 month period)	0	62	0.0%	2.5%	1.9%
% of courses of treatment with removable appliances only - completed treatment (rolling 12 month period)	0	51	0.0%	1.6%	1.4%
% of patients satisfied with the treatment they have received (rolling 12 month period)	2	2	100.0%	96.5%	95.9%

* Figures in italics indicate that the base number is less than 100.

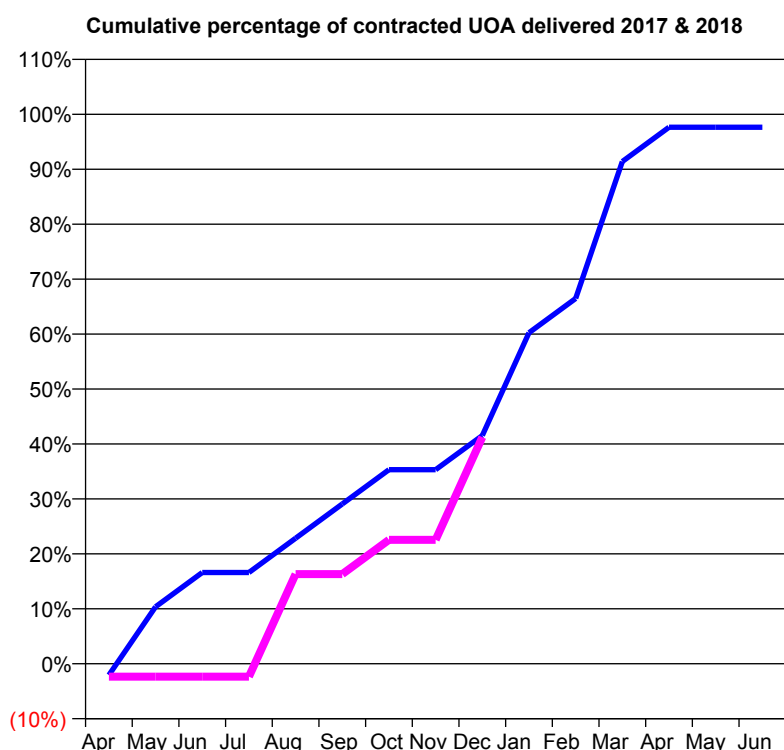
Q60 - Vital Signs Orthodontic At a Glance Contract Report for 141585/0002 - December 2017

Name or company name	Shifnal Dental Practice
Contract type name	GDS Contract
Purpose of contract	Orthodontic
Contract start date	01/06/2008
Contract end date	

17/18 Contracted general activity (UDA)	0
Carry forward general activity (UDA)	0
17/18 Contracted orthodontic activity (UOA)	337
Carry forward orthodontic activity (UOA)	8
Baseline contract value	£22,781.20

ACCESS	Contract	England and Wales
--------	----------	-------------------

24 month ratio of assessments to patient IDs	1.28	1.09
--	------	------

ACTIVITY


Month	Adjusted Scheduled Activity (UOA)	
	2017	2018
April	-7	-8
May	35	-8
June	56	-8
July	56	-8
August	77	55
September	98	55
October	119	76
November	119	76
December	140	139
January	203	
February	224	
March	308	
April	329	
May	329	
June	329	

QUALITY	Contract Quantity	Contract Base Number	Contract *	Region	England
---------	-------------------	----------------------	------------	--------	---------

% of all assessments that were assess and fit appliances (rolling 12 month period)	18	18	100.0%	57.7%	58.6%
% of all assessments that were assess and refuse (rolling 12 month period)	0	18	0.0%	11.3%	11.3%
% of all assessments that were assess and review (rolling 12 month period)	0	18	0.0%	31.0%	30.0%
% of terminated courses where treatment was abandoned or discontinued (rolling 12 month period)	1	13	7.7%	8.4%	7.4%
% of completed treatments indicating that PAR score was taken (year to date)	9	10	90.0%	61.0%	64.3%
Rate of removable appliances per 100 fixed appliances - proposed treatment (rolling 12 month period)	1	31	3.23	7.20	5.53
Rate of removable appliances per 100 fixed appliances - completed treatment (rolling 12 month period)	0	0	N/A	6.14	4.60
% of courses of treatment with removable appliances only - proposed treatment (rolling 12 month period)	0	18	0.0%	2.5%	1.9%
% of courses of treatment with removable appliances only - completed treatment (rolling 12 month period)	0	12	0.0%	1.6%	1.4%
% of patients satisfied with the treatment they have received (rolling 12 month period)	0	0	N/A	96.5%	95.9%

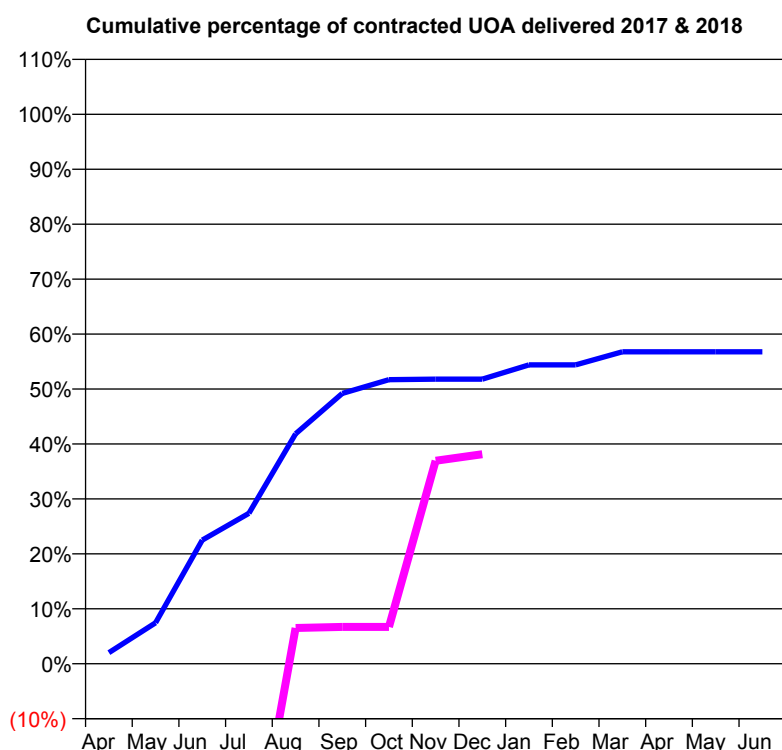
* Figures in italics indicate that the base number is less than 100.

Q60 - Vital Signs Orthodontic At a Glance Contract Report for 148423/0001 - December 2017

Name or company name	Kinver Dental and Implant Surgery
Contract type name	GDS Contract
Purpose of contract	General and Orthodontic
Contract start date	05/01/2015
Contract end date	

17/18 Contracted general activity (UDA)	7,076
Carry forward general activity (UDA)	-1
17/18 Contracted orthodontic activity (UOA)	506
Carry forward orthodontic activity (UOA)	382
Baseline contract value	£187,975.64

ACCESS	Contract	England and Wales
24 month ratio of assessments to patient IDs	1.14	1.09

ACTIVITY


Month	Adjusted Scheduled Activity (UOA)	
	2017	2018
April	18	-382
May	66	-357
June	199	-357
July	242	-206
August	370	33
September	435	34
October	457	34
November	458	187
December	458	193
January	481	
February	481	
March	502	
April	502	
May	502	
June	502	

QUALITY	Contract Quantity	Contract Base Number	Contract *	Region	England
% of all assessments that were assess and fit appliances (rolling 12 month period)	29	56	51.8%	57.7%	58.6%
% of all assessments that were assess and refuse (rolling 12 month period)	12	56	21.4%	11.3%	11.3%
% of all assessments that were assess and review (rolling 12 month period)	15	56	26.8%	31.0%	30.0%
% of terminated courses where treatment was abandoned or discontinued (rolling 12 month period)	1	12	8.3%	8.4%	7.4%
% of completed treatments indicating that PAR score was taken (year to date)	7	7	100.0%	61.0%	64.3%
Rate of removable appliances per 100 fixed appliances - proposed treatment (rolling 12 month period)	8	53	15.09	7.20	5.53
Rate of removable appliances per 100 fixed appliances - completed treatment (rolling 12 month period)	1	21	4.76	6.14	4.60
% of courses of treatment with removable appliances only - proposed treatment (rolling 12 month period)	1	29	3.4%	2.5%	1.9%
% of courses of treatment with removable appliances only - completed treatment (rolling 12 month period)	0	11	0.0%	1.6%	1.4%
% of patients satisfied with the treatment they have received (rolling 12 month period)	1	1	100.0%	96.5%	95.9%

* Figures in italics indicate that the base number is less than 100.

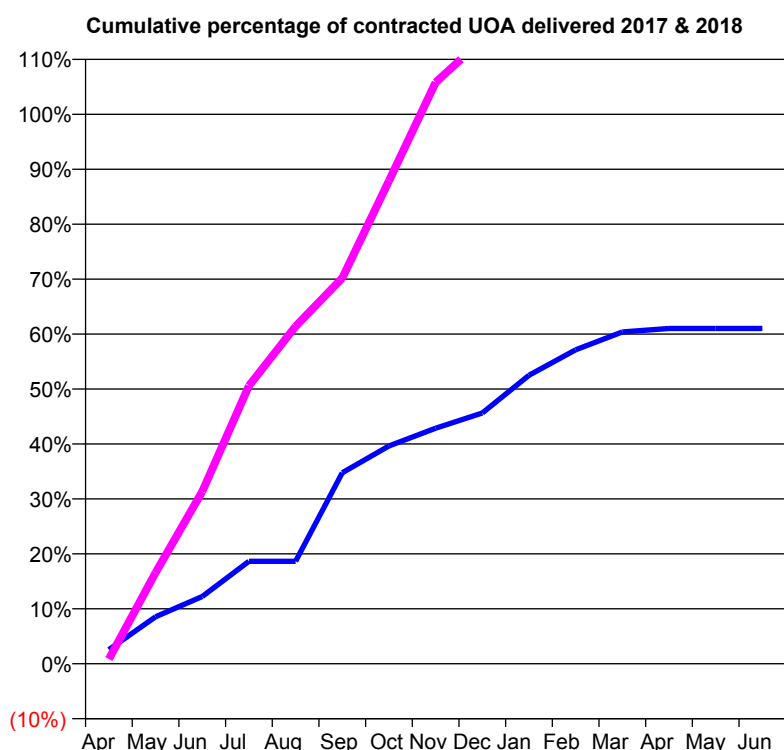
Q60 - Vital Signs Orthodontic At a Glance Contract Report for 152455/0001 - December 2017

Name or company name	Stoke Orthodontic Services Limited
Contract type name	PDS Contract
Purpose of contract	Orthodontic
Contract start date	17/03/2010
Contract end date	31/03/2018

17/18 Contracted general activity (UDA)	0
Carry forward general activity (UDA)	0
17/18 Contracted orthodontic activity (UOA)	17,205
Carry forward orthodontic activity (UOA)	-150
Baseline contract value	£1,051,663.41

ACCESS

	Contract	England and Wales
24 month ratio of assessments to patient IDs	1.13	1.09

ACTIVITY


Month	Adjusted Scheduled Activity (UOA)	
	2017	2018
April	732	150
May	2,436	2,852
June	3,485	5,393
July	5,301	8,703
August	5,301	10,564
September	9,885	12,078
October	11,271	15,121
November	12,194	18,201
December	12,976	19,534
January	14,932	
February	16,252	
March	17,175	
April	17,355	
May	17,355	
June	17,355	

QUALITY

	Contract Quantity	Contract Base Number	Contract *	Region	England
% of all assessments that were assess and fit appliances (rolling 12 month period)	1,106	1,749	63.2%	57.7%	58.6%
% of all assessments that were assess and refuse (rolling 12 month period)	284	1,749	16.2%	11.3%	11.3%
% of all assessments that were assess and review (rolling 12 month period)	359	1,749	20.5%	31.0%	30.0%
% of terminated courses where treatment was abandoned or discontinued (rolling 12 month period)	158	976	16.2%	8.4%	7.4%
% of completed treatments indicating that PAR score was taken (year to date)	0	602	0.0%	61.0%	64.3%
Rate of removable appliances per 100 fixed appliances - proposed treatment (rolling 12 month period)	67	2,161	3.10	7.20	5.53
Rate of removable appliances per 100 fixed appliances - completed treatment (rolling 12 month period)	69	1,613	4.28	6.14	4.60
% of courses of treatment with removable appliances only - proposed treatment (rolling 12 month period)	6	1,106	0.5%	2.5%	1.9%
% of courses of treatment with removable appliances only - completed treatment (rolling 12 month period)	1	818	0.1%	1.6%	1.4%
% of patients satisfied with the treatment they have received (rolling 12 month period)	20	20	100.0%	96.5%	95.9%

* Figures in italics indicate that the base number is less than 100.

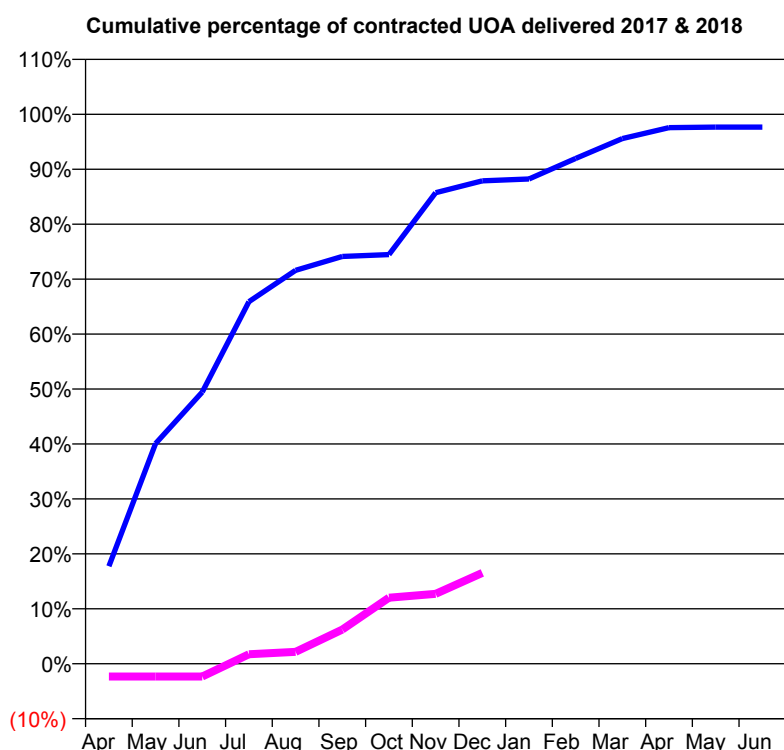
Q60 - Vital Signs Orthodontic At a Glance Contract Report for 159263/0001 - December 2017

Name or company name	Smile Design Shropshire Ltd
Contract type name	PDS Contract
Purpose of contract	Orthodontic
Contract start date	01/04/2008
Contract end date	31/03/2018

17/18 Contracted general activity (UDA)	0
Carry forward general activity (UDA)	0
17/18 Contracted orthodontic activity (UOA)	1,155
Carry forward orthodontic activity (UOA)	27
Baseline contract value	£77,889.92

ACCESS

	Contract	England and Wales
24 month ratio of assessments to patient IDs	1.07	1.09

ACTIVITY


Month	Adjusted Scheduled Activity (UOA)	
	2017	2018
April	205	-27
May	463	-27
June	571	-27
July	761	20
August	827	25
September	856	72
October	860	139
November	990	147
December	1,015	191
January	1,019	
February	1,062	
March	1,104	
April	1,127	
May	1,128	
June	1,128	

QUALITY

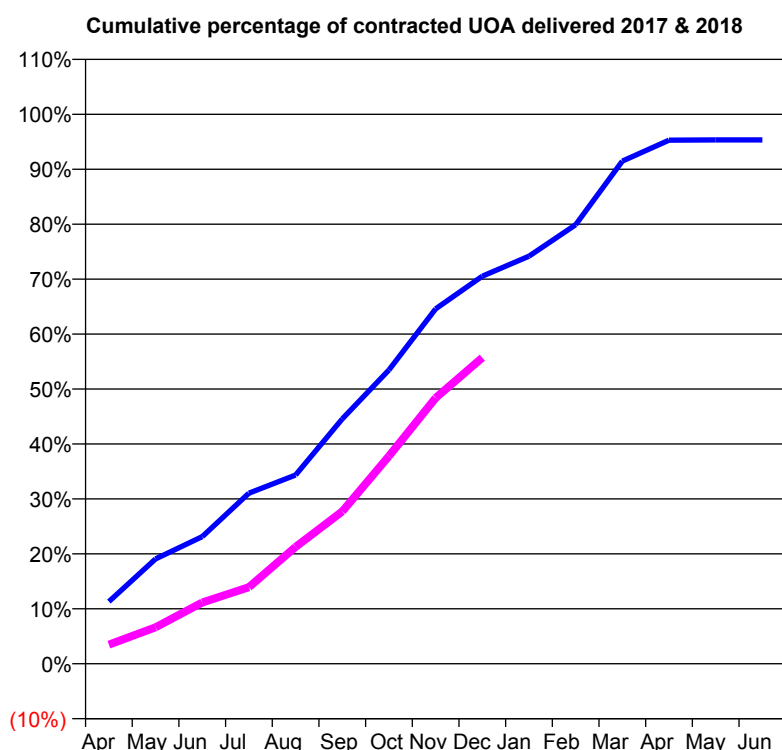
	Contract Quantity	Contract Base Number	Contract *	Region	England
% of all assessments that were assess and fit appliances (rolling 12 month period)	17	45	37.8%	57.7%	58.6%
% of all assessments that were assess and refuse (rolling 12 month period)	13	45	28.9%	11.3%	11.3%
% of all assessments that were assess and review (rolling 12 month period)	15	45	33.3%	31.0%	30.0%
% of terminated courses where treatment was abandoned or discontinued (rolling 12 month period)	5	77	6.5%	8.4%	7.4%
% of completed treatments indicating that PAR score was taken (year to date)	59	61	96.7%	61.0%	64.3%
Rate of removable appliances per 100 fixed appliances - proposed treatment (rolling 12 month period)	3	28	10.71	7.20	5.53
Rate of removable appliances per 100 fixed appliances - completed treatment (rolling 12 month period)	5	141	3.55	6.14	4.60
% of courses of treatment with removable appliances only - proposed treatment (rolling 12 month period)	3	17	17.6%	2.5%	1.9%
% of courses of treatment with removable appliances only - completed treatment (rolling 12 month period)	0	72	0.0%	1.6%	1.4%
% of patients satisfied with the treatment they have received (rolling 12 month period)	3	3	100.0%	96.5%	95.9%

* Figures in italics indicate that the base number is less than 100.

Q60 - Vital Signs Orthodontic At a Glance Contract Report for 181110/0004 - December 2017

Name or company name	IDH Limited	17/18 Contracted general activity (UDA)	25,040
Contract type name	GDS Contract	Carry forward general activity (UDA)	227
Purpose of contract	General and Orthodontic	17/18 Contracted orthodontic activity (UOA)	2,792
Contract start date	01/08/2008	Carry forward orthodontic activity (UOA)	0
Contract end date		Baseline contract value	£787,632.41

ACCESS	Contract	England and Wales
24 month ratio of assessments to patient IDs	1.03	1.09

ACTIVITY


Month	Adjusted Scheduled Activity (UOA)	
	2017	2018
April	316	97
May	533	185
June	646	311
July	867	389
August	959	594
September	1,244	774
October	1,493	1,055
November	1,803	1,351
December	1,969	1,555
January	2,071	
February	2,231	
March	2,554	
April	2,660	
May	2,662	
June	2,662	

QUALITY	Contract Quantity	Contract Base Number	Contract *	Region	England
% of all assessments that were assess and fit appliances (rolling 12 month period)	100	310	32.3%	57.7%	58.6%
% of all assessments that were assess and refuse (rolling 12 month period)	124	310	40.0%	11.3%	11.3%
% of all assessments that were assess and review (rolling 12 month period)	86	310	27.7%	31.0%	30.0%
% of terminated courses where treatment was abandoned or discontinued (rolling 12 month period)	5	95	5.3%	8.4%	7.4%
% of completed treatments indicating that PAR score was taken (year to date)	11	63	17.5%	61.0%	64.3%
Rate of removable appliances per 100 fixed appliances - proposed treatment (rolling 12 month period)	6	198	3.03	7.20	5.53
Rate of removable appliances per 100 fixed appliances - completed treatment (rolling 12 month period)	5	177	2.82	6.14	4.60
% of courses of treatment with removable appliances only - proposed treatment (rolling 12 month period)	1	100	1.0%	2.5%	1.9%
% of courses of treatment with removable appliances only - completed treatment (rolling 12 month period)	0	90	0.0%	1.6%	1.4%
% of patients satisfied with the treatment they have received (rolling 12 month period)	2	2	100.0%	96.5%	95.9%

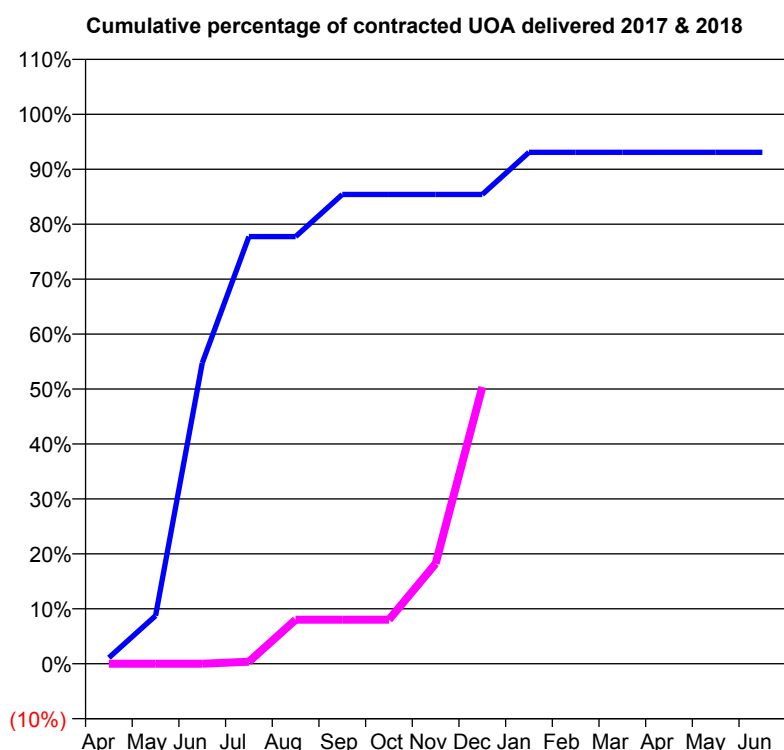
* Figures in italics indicate that the base number is less than 100.

Q60 - Vital Signs Orthodontic At a Glance Contract Report for 188239/0001 - December 2017

Name or company name	Dr J S Jandu and Ms K K Bhambra
Contract type name	GDS Contract
Purpose of contract	General and Orthodontic
Contract start date	01/12/2009
Contract end date	

17/18 Contracted general activity (UDA)	6,309
Carry forward general activity (UDA)	-112
17/18 Contracted orthodontic activity (UOA)	274
Carry forward orthodontic activity (UOA)	0
Baseline contract value	£172,713.94

ACCESS	Contract	England and Wales
24 month ratio of assessments to patient IDs	1.03	1.09

ACTIVITY


Month	Adjusted Scheduled Activity (UOA)	
	2017	2018
April	3	0
May	24	0
June	150	0
July	213	1
August	213	22
September	234	22
October	234	22
November	234	50
December	234	138
January	255	
February	255	
March	255	
April	255	
May	255	
June	255	

QUALITY

	Contract Quantity	Contract Base Number	Contract *	Region	England
% of all assessments that were assess and fit appliances (rolling 12 month period)	7	19	36.8%	57.7%	58.6%
% of all assessments that were assess and refuse (rolling 12 month period)	0	19	0.0%	11.3%	11.3%
% of all assessments that were assess and review (rolling 12 month period)	12	19	63.2%	31.0%	30.0%
% of terminated courses where treatment was abandoned or discontinued (rolling 12 month period)	0	1	0.0%	8.4%	7.4%
% of completed treatments indicating that PAR score was taken (year to date)	0	1	0.0%	61.0%	64.3%
Rate of removable appliances per 100 fixed appliances - proposed treatment (rolling 12 month period)	1	11	9.09	7.20	5.53
Rate of removable appliances per 100 fixed appliances - completed treatment (rolling 12 month period)	0	0	N/A	6.14	4.60
% of courses of treatment with removable appliances only - proposed treatment (rolling 12 month period)	0	7	0.0%	2.5%	1.9%
% of courses of treatment with removable appliances only - completed treatment (rolling 12 month period)	0	1	0.0%	1.6%	1.4%
% of patients satisfied with the treatment they have received (rolling 12 month period)	0	0	N/A	96.5%	95.9%

* Figures in italics indicate that the base number is less than 100.

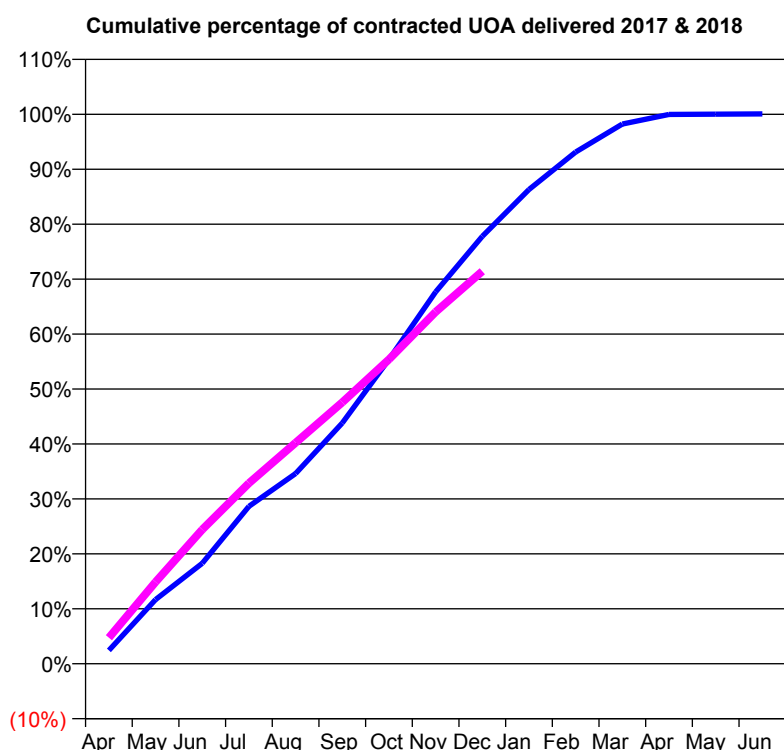
Q60 - Vital Signs Orthodontic At a Glance Contract Report for 193968/0001 - December 2017

Name or company name	Madeley Practice Ltd
Contract type name	PDS Contract
Purpose of contract	Orthodontic
Contract start date	01/10/2014
Contract end date	31/03/2018

17/18 Contracted general activity (UDA)	0
Carry forward general activity (UDA)	0
17/18 Contracted orthodontic activity (UOA)	11,508
Carry forward orthodontic activity (UOA)	-8
Baseline contract value	£719,671.20

ACCESS

	Contract	England and Wales
24 month ratio of assessments to patient IDs	1.06	1.09

ACTIVITY


Month	Adjusted Scheduled Activity (UOA)	
	2017	2018
April	281	546
May	1,346	1,714
June	2,105	2,812
July	3,296	3,784
August	3,984	4,630
September	5,043	5,474
October	6,375	6,373
November	7,786	7,367
December	8,953	8,221
January	9,932	
February	10,717	
March	11,302	
April	11,505	
May	11,510	
June	11,516	

QUALITY

	Contract Quantity	Contract Base Number	Contract *	Region	England
% of all assessments that were assess and fit appliances (rolling 12 month period)	507	857	59.2%	57.7%	58.6%
% of all assessments that were assess and refuse (rolling 12 month period)	56	857	6.5%	11.3%	11.3%
% of all assessments that were assess and review (rolling 12 month period)	294	857	34.3%	31.0%	30.0%
% of terminated courses where treatment was abandoned or discontinued (rolling 12 month period)	36	362	9.9%	8.4%	7.4%
% of completed treatments indicating that PAR score was taken (year to date)	201	256	78.5%	61.0%	64.3%
Rate of removable appliances per 100 fixed appliances - proposed treatment (rolling 12 month period)	118	972	12.14	7.20	5.53
Rate of removable appliances per 100 fixed appliances - completed treatment (rolling 12 month period)	59	581	10.15	6.14	4.60
% of courses of treatment with removable appliances only - proposed treatment (rolling 12 month period)	14	507	2.8%	2.5%	1.9%
% of courses of treatment with removable appliances only - completed treatment (rolling 12 month period)	15	326	4.6%	1.6%	1.4%
% of patients satisfied with the treatment they have received (rolling 12 month period)	19	19	100.0%	96.5%	95.9%

* Figures in italics indicate that the base number is less than 100.

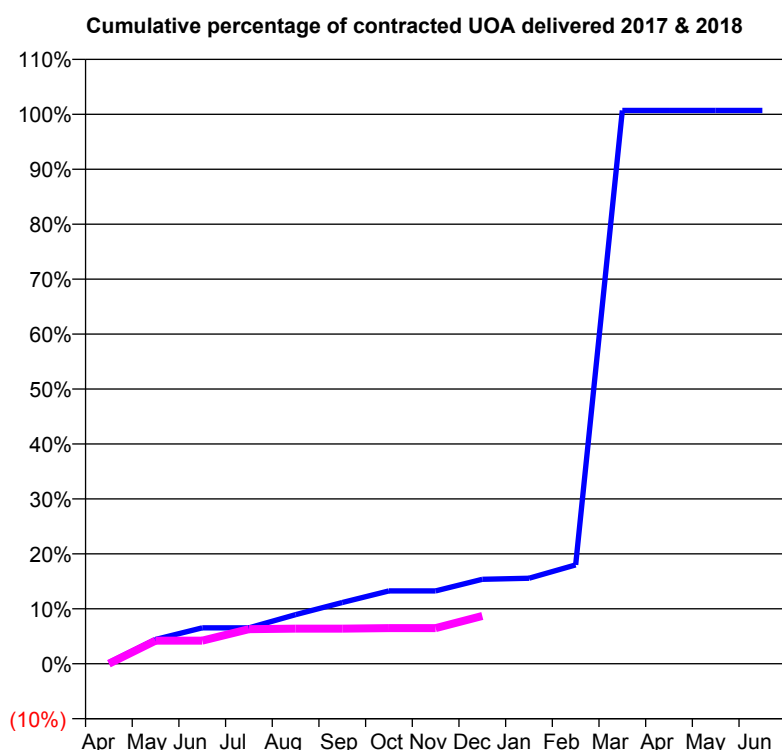
Q60 - Vital Signs Orthodontic At a Glance Contract Report for 195170/0001 - December 2017

Name or company name	Station House Dental Practice (Telford) Ltd
Contract type name	Pilot Contract
Purpose of contract	General and Orthodontic
Contract start date	01/12/2009
Contract end date	

17/18 Contracted general activity (UDA)	39,000
Carry forward general activity (UDA)	0
17/18 Contracted orthodontic activity (UOA)	1,000
Carry forward orthodontic activity (UOA)	0
Baseline contract value	£1,130,747.98

ACCESS

	Contract	England and Wales
24 month ratio of assessments to patient IDs	1.02	1.09

ACTIVITY


Month	Adjusted Scheduled Activity (UOA)	
	2017	2018
April	2	0
May	44	42
June	65	42
July	65	63
August	89	64
September	111	64
October	132	65
November	132	65
December	153	87
January	155	
February	179	
March	1,002	
April	1,002	
May	1,002	
June	1,002	

QUALITY

	Contract Quantity	Contract Base Number	Contract *	Region	England
% of all assessments that were assess and fit appliances (rolling 12 month period)	44	56	78.6%	57.7%	58.6%
% of all assessments that were assess and refuse (rolling 12 month period)	12	56	21.4%	11.3%	11.3%
% of all assessments that were assess and review (rolling 12 month period)	0	56	0.0%	31.0%	30.0%
% of terminated courses where treatment was abandoned or discontinued (rolling 12 month period)	1	61	1.6%	8.4%	7.4%
% of completed treatments indicating that PAR score was taken (year to date)	52	52	100.0%	61.0%	64.3%
Rate of removable appliances per 100 fixed appliances - proposed treatment (rolling 12 month period)	0	88	0.00	7.20	5.53
Rate of removable appliances per 100 fixed appliances - completed treatment (rolling 12 month period)	0	119	0.00	6.14	4.60
% of courses of treatment with removable appliances only - proposed treatment (rolling 12 month period)	0	44	0.0%	2.5%	1.9%
% of courses of treatment with removable appliances only - completed treatment (rolling 12 month period)	0	60	0.0%	1.6%	1.4%
% of patients satisfied with the treatment they have received (rolling 12 month period)	1	1	100.0%	96.5%	95.9%

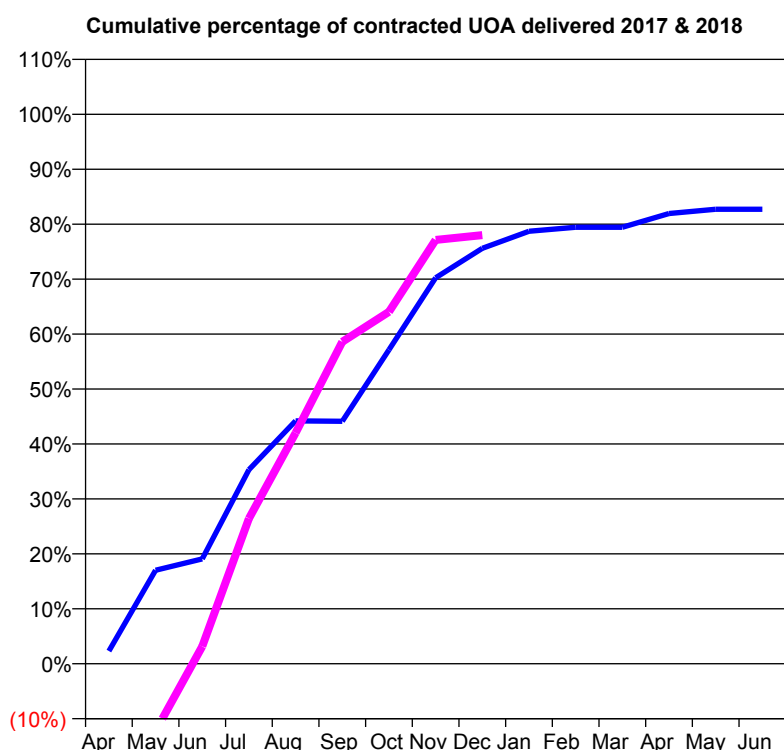
* Figures in italics indicate that the base number is less than 100.

Q60 - Vital Signs Orthodontic At a Glance Contract Report for 197351/0001 - December 2017

Name or company name	Exclusive Orthodontics Ltd
Contract type name	PDS Contract
Purpose of contract	Orthodontic
Contract start date	01/04/2008
Contract end date	31/03/2018

17/18 Contracted general activity (UDA)	0
Carry forward general activity (UDA)	0
17/18 Contracted orthodontic activity (UOA)	7,497
Carry forward orthodontic activity (UOA)	1,658
Baseline contract value	£506,136.99

ACCESS	Contract	England and Wales
24 month ratio of assessments to patient IDs	1.02	1.09

ACTIVITY


Month	Adjusted Scheduled Activity (UOA)	
	2017	2018
April	222	-1,658
May	1,633	-922
June	1,831	237
July	3,387	1,982
August	4,239	3,150
September	4,233	4,392
October	5,481	4,802
November	6,737	5,782
December	7,251	5,848
January	7,550	
February	7,619	
March	7,621	
April	7,860	
May	7,933	
June	7,934	

QUALITY

	Contract Quantity	Contract Base Number	Contract *	Region	England
% of all assessments that were assess and fit appliances (rolling 12 month period)	384	585	65.6%	57.7%	58.6%
% of all assessments that were assess and refuse (rolling 12 month period)	124	585	21.2%	11.3%	11.3%
% of all assessments that were assess and review (rolling 12 month period)	77	585	13.2%	31.0%	30.0%
% of terminated courses where treatment was abandoned or discontinued (rolling 12 month period)	21	382	5.5%	8.4%	7.4%
% of completed treatments indicating that PAR score was taken (year to date)	0	291	0.0%	61.0%	64.3%
Rate of removable appliances per 100 fixed appliances - proposed treatment (rolling 12 month period)	20	740	2.70	7.20	5.53
Rate of removable appliances per 100 fixed appliances - completed treatment (rolling 12 month period)	0	2	0.00	6.14	4.60
% of courses of treatment with removable appliances only - proposed treatment (rolling 12 month period)	8	384	2.1%	2.5%	1.9%
% of courses of treatment with removable appliances only - completed treatment (rolling 12 month period)	0	361	0.0%	1.6%	1.4%
% of patients satisfied with the treatment they have received (rolling 12 month period)	15	15	100.0%	96.5%	95.9%

* Figures in italics indicate that the base number is less than 100.

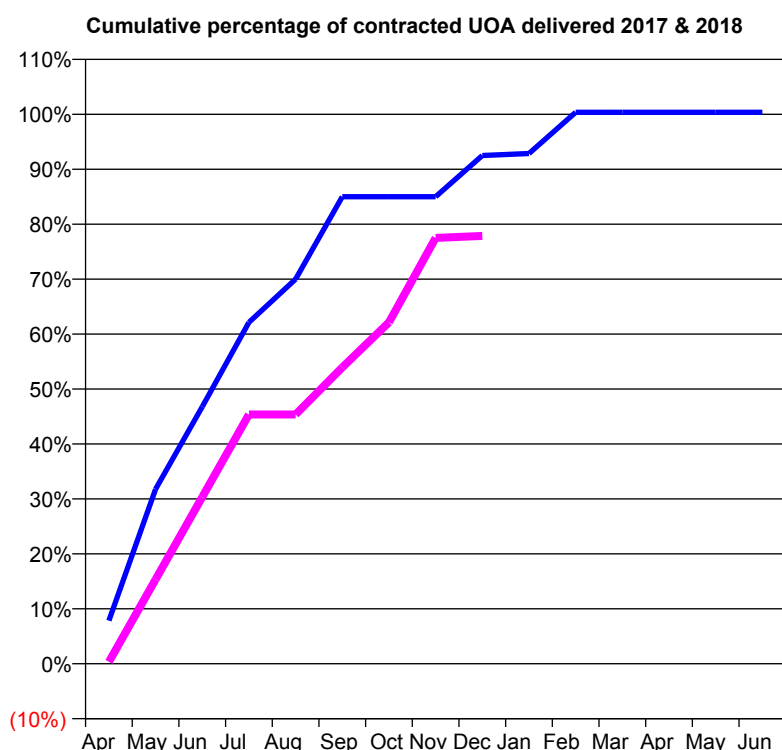
Q60 - Vital Signs Orthodontic At a Glance Contract Report for 198595/0001 - December 2017

Name or company name	Khanna Dental Limited
Contract type name	GDS Contract
Purpose of contract	General and Orthodontic
Contract start date	01/07/2014
Contract end date	

17/18 Contracted general activity (UDA)	12,412
Carry forward general activity (UDA)	145
17/18 Contracted orthodontic activity (UOA)	280
Carry forward orthodontic activity (UOA)	-1
Baseline contract value	£363,321.21

ACCESS	Contract	England and Wales
--------	----------	-------------------

24 month ratio of assessments to patient IDs	1.08	1.09
--	------	------

ACTIVITY


Month	Adjusted Scheduled Activity (UOA)	
	2017	2018
April	22	1
May	89	43
June	131	85
July	174	127
August	196	127
September	238	151
October	238	174
November	238	217
December	259	218
January	260	
February	281	
March	281	
April	281	
May	281	
June	281	

QUALITY	Contract Quantity	Contract Base Number	Contract *	Region	England
---------	-------------------	----------------------	------------	--------	---------

% of all assessments that were assess and fit appliances (rolling 12 month period)	11	19	57.9%	57.7%	58.6%
% of all assessments that were assess and refuse (rolling 12 month period)	2	19	10.5%	11.3%	11.3%
% of all assessments that were assess and review (rolling 12 month period)	6	19	31.6%	31.0%	30.0%
% of terminated courses where treatment was abandoned or discontinued (rolling 12 month period)	0	8	0.0%	8.4%	7.4%
% of completed treatments indicating that PAR score was taken (year to date)	0	6	0.0%	61.0%	64.3%
Rate of removable appliances per 100 fixed appliances - proposed treatment (rolling 12 month period)	3	12	25.00	7.20	5.53
Rate of removable appliances per 100 fixed appliances - completed treatment (rolling 12 month period)	0	10	0.00	6.14	4.60
% of courses of treatment with removable appliances only - proposed treatment (rolling 12 month period)	3	11	27.3%	2.5%	1.9%
% of courses of treatment with removable appliances only - completed treatment (rolling 12 month period)	0	8	0.0%	1.6%	1.4%
% of patients satisfied with the treatment they have received (rolling 12 month period)	0	0	N/A	96.5%	95.9%

* Figures in italics indicate that the base number is less than 100.

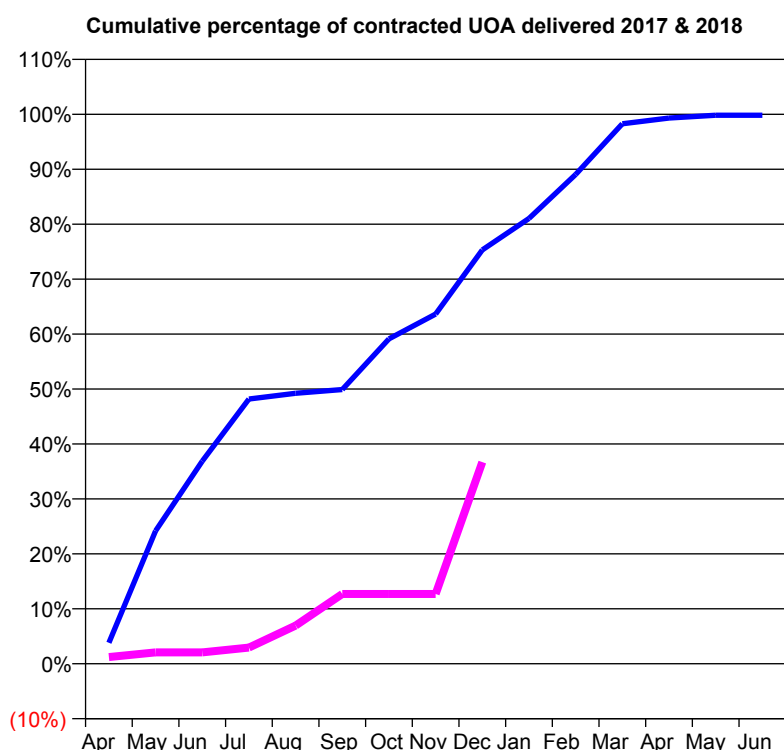
Q60 - Vital Signs Orthodontic At a Glance Contract Report for 215708/0001 - December 2017

Name or company name	Asquith House Dental Practice Partnership
Contract type name	GDS Contract
Purpose of contract	General and Orthodontic
Contract start date	01/04/2006
Contract end date	

17/18 Contracted general activity (UDA)	8,628
Carry forward general activity (UDA)	-23
17/18 Contracted orthodontic activity (UOA)	575
Carry forward orthodontic activity (UOA)	1
Baseline contract value	£282,133.77

ACCESS

	Contract	England and Wales
24 month ratio of assessments to patient IDs	1.25	1.09

ACTIVITY


Month	Adjusted Scheduled Activity (UOA)	
	2017	2018
April	22	7
May	139	12
June	212	12
July	277	17
August	283	40
September	287	73
October	340	73
November	366	73
December	433	211
January	466	
February	512	
March	565	
April	571	
May	574	
June	574	

QUALITY

	Contract Quantity	Contract Base Number	Contract *	Region	England
% of all assessments that were assess and fit appliances (rolling 12 month period)	13	109	11.9%	57.7%	58.6%
% of all assessments that were assess and refuse (rolling 12 month period)	34	109	31.2%	11.3%	11.3%
% of all assessments that were assess and review (rolling 12 month period)	62	109	56.9%	31.0%	30.0%
% of terminated courses where treatment was abandoned or discontinued (rolling 12 month period)	9	27	33.3%	8.4%	7.4%
% of completed treatments indicating that PAR score was taken (year to date)	0	1	0.0%	61.0%	64.3%
Rate of removable appliances per 100 fixed appliances - proposed treatment (rolling 12 month period)	1	13	7.69	7.20	5.53
Rate of removable appliances per 100 fixed appliances - completed treatment (rolling 12 month period)	0	1	0.00	6.14	4.60
% of courses of treatment with removable appliances only - proposed treatment (rolling 12 month period)	1	13	7.7%	2.5%	1.9%
% of courses of treatment with removable appliances only - completed treatment (rolling 12 month period)	0	18	0.0%	1.6%	1.4%
% of patients satisfied with the treatment they have received (rolling 12 month period)	0	0	N/A	96.5%	95.9%

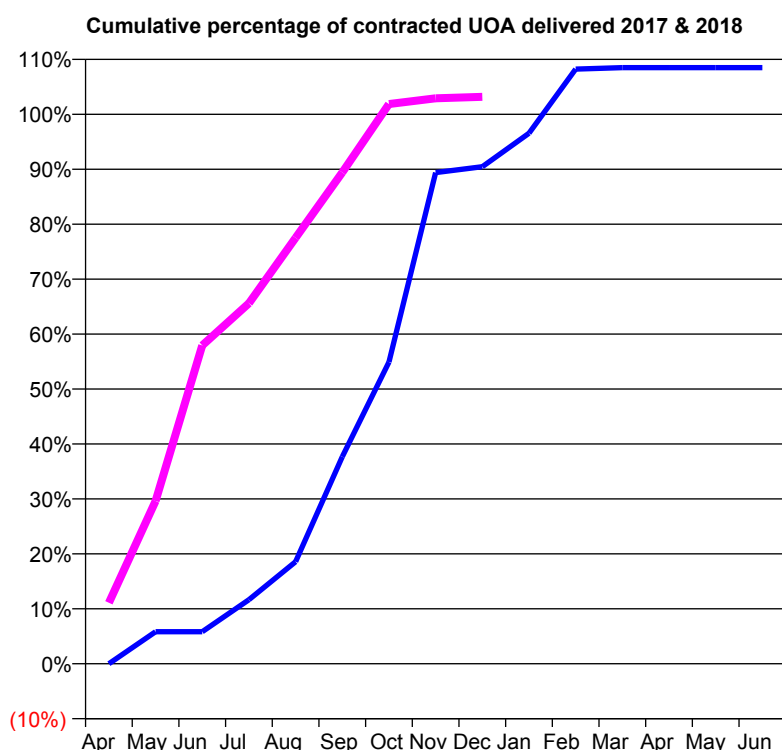
* Figures in italics indicate that the base number is less than 100.

Q60 - Vital Signs Orthodontic At a Glance Contract Report for 238120/0001 - December 2017

Name or company name	DR AS SADHRA
Contract type name	GDS Contract
Purpose of contract	General and Orthodontic
Contract start date	01/04/2006
Contract end date	

17/18 Contracted general activity (UDA)	783
Carry forward general activity (UDA)	0
17/18 Contracted orthodontic activity (UOA)	378
Carry forward orthodontic activity (UOA)	0
Baseline contract value	£37,118.54

ACCESS	Contract	England and Wales
24 month ratio of assessments to patient IDs	1.03	1.09

ACTIVITY


Month	Adjusted Scheduled Activity (UOA)	
	2017	2018
April	0	42
May	22	112
June	22	219
July	44	248
August	70	293
September	142	338
October	207	385
November	337	389
December	341	390
January	364	
February	408	
March	409	
April	409	
May	409	
June	409	

QUALITY	Contract Quantity	Contract Base Number	Contract *	Region	England
% of all assessments that were assess and fit appliances (rolling 12 month period)	20	58	34.5%	57.7%	58.6%
% of all assessments that were assess and refuse (rolling 12 month period)	18	58	31.0%	11.3%	11.3%
% of all assessments that were assess and review (rolling 12 month period)	20	58	34.5%	31.0%	30.0%
% of terminated courses where treatment was abandoned or discontinued (rolling 12 month period)	1	14	7.1%	8.4%	7.4%
% of completed treatments indicating that PAR score was taken (year to date)	0	9	0.0%	61.0%	64.3%
Rate of removable appliances per 100 fixed appliances - proposed treatment (rolling 12 month period)	0	35	0.00	7.20	5.53
Rate of removable appliances per 100 fixed appliances - completed treatment (rolling 12 month period)	1	20	5.00	6.14	4.60
% of courses of treatment with removable appliances only - proposed treatment (rolling 12 month period)	0	20	0.0%	2.5%	1.9%
% of courses of treatment with removable appliances only - completed treatment (rolling 12 month period)	0	13	0.0%	1.6%	1.4%
% of patients satisfied with the treatment they have received (rolling 12 month period)	0	0	N/A	96.5%	95.9%

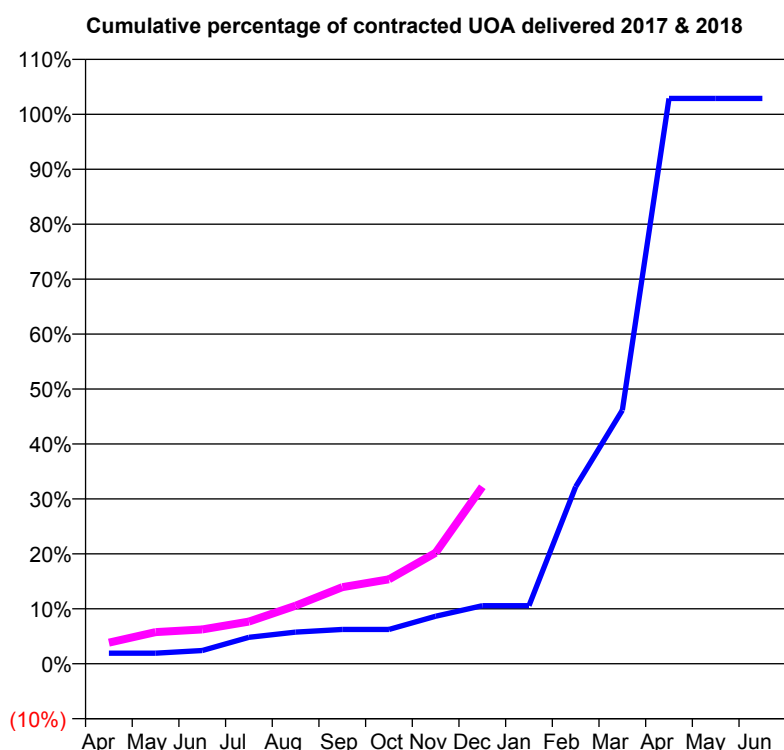
* Figures in italics indicate that the base number is less than 100.

Q60 - Vital Signs Orthodontic At a Glance Contract Report for 303496/0002 - December 2017

Name or company name	MR AR FEE
Contract type name	GDS Contract
Purpose of contract	General and Orthodontic
Contract start date	13/09/2010
Contract end date	

17/18 Contracted general activity (UDA)	1,774
Carry forward general activity (UDA)	4
17/18 Contracted orthodontic activity (UOA)	208
Carry forward orthodontic activity (UOA)	-4
Baseline contract value	£60,661.20

ACCESS	Contract	England and Wales
24 month ratio of assessments to patient IDs	1.38	1.09

ACTIVITY


Month	Adjusted Scheduled Activity (UOA)	
	2017	2018
April	4	8
May	4	12
June	5	13
July	10	16
August	12	22
September	13	29
October	13	32
November	18	42
December	22	67
January	22	
February	67	
March	96	
April	214	
May	214	
June	214	

QUALITY

	Contract Quantity	Contract Base Number	Contract *	Region	England
% of all assessments that were assess and fit appliances (rolling 12 month period)	8	91	8.8%	57.7%	58.6%
% of all assessments that were assess and refuse (rolling 12 month period)	0	91	0.0%	11.3%	11.3%
% of all assessments that were assess and review (rolling 12 month period)	83	91	91.2%	31.0%	30.0%
% of terminated courses where treatment was abandoned or discontinued (rolling 12 month period)	1	3	33.3%	8.4%	7.4%
% of completed treatments indicating that PAR score was taken (year to date)	0	2	0.0%	61.0%	64.3%
Rate of removable appliances per 100 fixed appliances - proposed treatment (rolling 12 month period)	0	14	0.00	7.20	5.53
Rate of removable appliances per 100 fixed appliances - completed treatment (rolling 12 month period)	0	4	0.00	6.14	4.60
% of courses of treatment with removable appliances only - proposed treatment (rolling 12 month period)	0	8	0.0%	2.5%	1.9%
% of courses of treatment with removable appliances only - completed treatment (rolling 12 month period)	0	2	0.0%	1.6%	1.4%
% of patients satisfied with the treatment they have received (rolling 12 month period)	0	0	N/A	96.5%	95.9%

* Figures in italics indicate that the base number is less than 100.

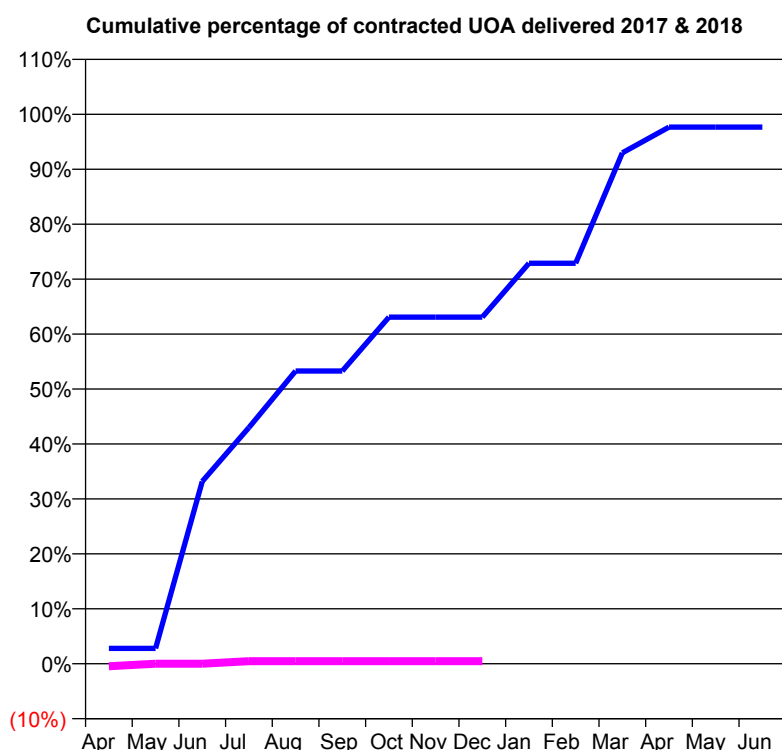
Q60 - Vital Signs Orthodontic At a Glance Contract Report for 361747/0001 - December 2017

Name or company name	MRS NK SUNNER
Contract type name	GDS Contract
Purpose of contract	General and Orthodontic
Contract start date	01/06/2015
Contract end date	

17/18 Contracted general activity (UDA)	6,987
Carry forward general activity (UDA)	20
17/18 Contracted orthodontic activity (UOA)	214
Carry forward orthodontic activity (UOA)	5
Baseline contract value	£186,499.47

ACCESS	Contract	England and Wales
--------	----------	-------------------

24 month ratio of assessments to patient IDs	1.00	1.09
--	------	------

ACTIVITY


Month	Adjusted Scheduled Activity (UOA)	
	2017	2018
April	6	-1
May	6	-0
June	71	-0
July	92	1
August	114	1
September	114	1
October	135	1
November	135	1
December	135	1
January	156	
February	156	
March	199	
April	209	
May	209	
June	209	

QUALITY	Contract Quantity	Contract Base Number	Contract *	Region	England
% of all assessments that were assess and fit appliances (rolling 12 month period)	3	20	15.0%	57.7%	58.6%
% of all assessments that were assess and refuse (rolling 12 month period)	1	20	5.0%	11.3%	11.3%
% of all assessments that were assess and review (rolling 12 month period)	16	20	80.0%	31.0%	30.0%
% of terminated courses where treatment was abandoned or discontinued (rolling 12 month period)	0	4	0.0%	8.4%	7.4%
% of completed treatments indicating that PAR score was taken (year to date)	0	4	0.0%	61.0%	64.3%
Rate of removable appliances per 100 fixed appliances - proposed treatment (rolling 12 month period)	0	3	0.00	7.20	5.53
Rate of removable appliances per 100 fixed appliances - completed treatment (rolling 12 month period)	4	0	N/A	6.14	4.60
% of courses of treatment with removable appliances only - proposed treatment (rolling 12 month period)	0	3	0.0%	2.5%	1.9%
% of courses of treatment with removable appliances only - completed treatment (rolling 12 month period)	4	4	100.0%	1.6%	1.4%
% of patients satisfied with the treatment they have received (rolling 12 month period)	0	0	N/A	96.5%	95.9%

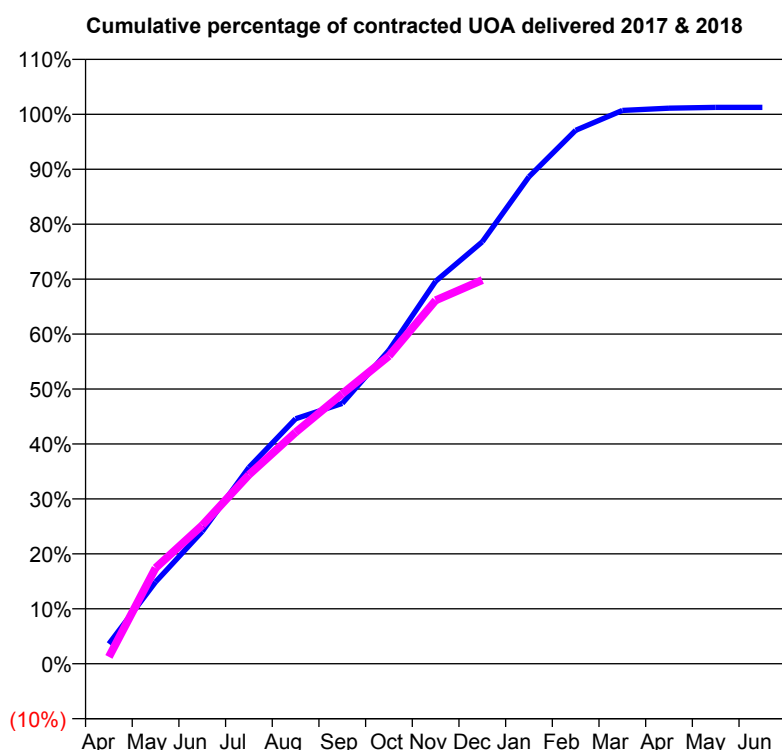
* Figures in italics indicate that the base number is less than 100.

Q60 - Vital Signs Orthodontic At a Glance Contract Report for 551333/0001 - December 2017

Name or company name	MR JD MUIR
Contract type name	PDS Contract
Purpose of contract	Orthodontic
Contract start date	01/05/2006
Contract end date	31/03/2018

17/18 Contracted general activity (UDA)	0
Carry forward general activity (UDA)	0
17/18 Contracted orthodontic activity (UOA)	7,357
Carry forward orthodontic activity (UOA)	-92
Baseline contract value	£427,508.46

ACCESS	Contract	England and Wales
24 month ratio of assessments to patient IDs	1.14	1.09

ACTIVITY


Month	Adjusted Scheduled Activity (UOA)	
	2017	2018
April	267	92
May	1,096	1,282
June	1,772	1,854
July	2,628	2,530
August	3,281	3,099
September	3,485	3,614
October	4,198	4,122
November	5,121	4,865
December	5,649	5,137
January	6,521	
February	7,142	
March	7,408	
April	7,438	
May	7,449	
June	7,449	

QUALITY	Contract Quantity	Contract Base Number	Contract *	Region	England
% of all assessments that were assess and fit appliances (rolling 12 month period)	305	758	40.2%	57.7%	58.6%
% of all assessments that were assess and refuse (rolling 12 month period)	183	758	24.1%	11.3%	11.3%
% of all assessments that were assess and review (rolling 12 month period)	270	758	35.6%	31.0%	30.0%
% of terminated courses where treatment was abandoned or discontinued (rolling 12 month period)	19	309	6.1%	8.4%	7.4%
% of completed treatments indicating that PAR score was taken (year to date)	235	235	100.0%	61.0%	64.3%
Rate of removable appliances per 100 fixed appliances - proposed treatment (rolling 12 month period)	0	602	0.00	7.20	5.53
Rate of removable appliances per 100 fixed appliances - completed treatment (rolling 12 month period)	2	575	0.35	6.14	4.60
% of courses of treatment with removable appliances only - proposed treatment (rolling 12 month period)	0	305	0.0%	2.5%	1.9%
% of courses of treatment with removable appliances only - completed treatment (rolling 12 month period)	0	290	0.0%	1.6%	1.4%
% of patients satisfied with the treatment they have received (rolling 12 month period)	4	4	100.0%	96.5%	95.9%

* Figures in italics indicate that the base number is less than 100.

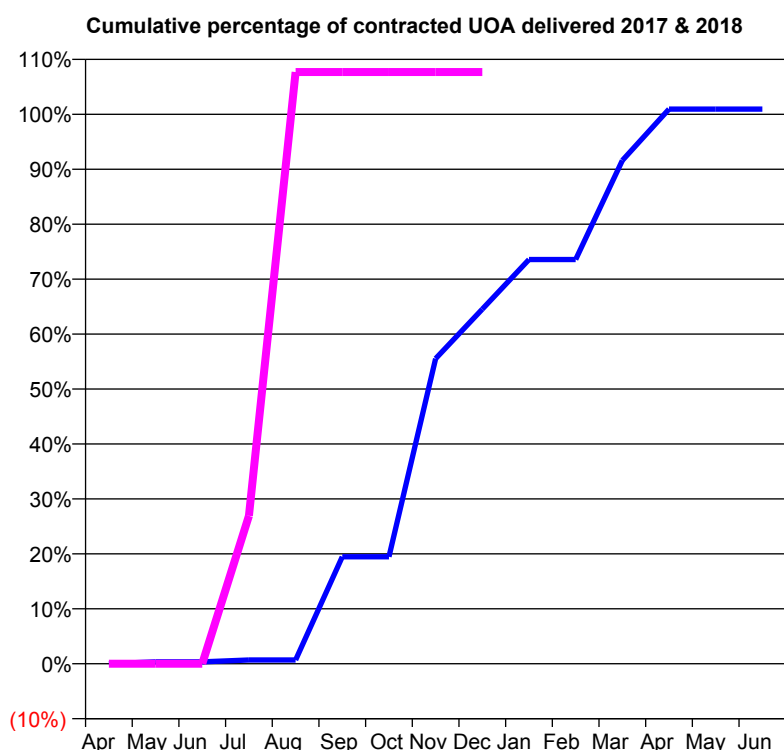
Q60 - Vital Signs Orthodontic At a Glance Contract Report for 566888/0003 - December 2017

Name or company name	MR RE LIVER
Contract type name	GDS Contract
Purpose of contract	General and Orthodontic
Contract start date	21/09/2009
Contract end date	31/07/2017

17/18 Contracted general activity (UDA)	411
Carry forward general activity (UDA)	0
17/18 Contracted orthodontic activity (UOA)	78
Carry forward orthodontic activity (UOA)	0
Baseline contract value	£16,136.06

ACCESS

	Contract	England and Wales
24 month ratio of assessments to patient IDs	1.09	1.09

ACTIVITY


Month	Adjusted Scheduled Activity (UOA)	
	2017	2018
April	0	0
May	1	0
June	1	0
July	2	21
August	2	84
September	45	84
October	45	84
November	129	84
December	150	84
January	171	
February	171	
March	213	
April	235	
May	235	
June	235	

QUALITY

	Contract Quantity	Contract Base Number	Contract *	Region	England
% of all assessments that were assess and fit appliances (rolling 12 month period)	9	9	100.0%	57.7%	58.6%
% of all assessments that were assess and refuse (rolling 12 month period)	0	9	0.0%	11.3%	11.3%
% of all assessments that were assess and review (rolling 12 month period)	0	9	0.0%	31.0%	30.0%
% of terminated courses where treatment was abandoned or discontinued (rolling 12 month period)	1	1	100.0%	8.4%	7.4%
% of completed treatments indicating that PAR score was taken (year to date)	0	0	N/A	61.0%	64.3%
Rate of removable appliances per 100 fixed appliances - proposed treatment (rolling 12 month period)	3	9	33.33	7.20	5.53
Rate of removable appliances per 100 fixed appliances - completed treatment (rolling 12 month period)	0	0	N/A	6.14	4.60
% of courses of treatment with removable appliances only - proposed treatment (rolling 12 month period)	3	9	33.3%	2.5%	1.9%
% of courses of treatment with removable appliances only - completed treatment (rolling 12 month period)	0	0	N/A	1.6%	1.4%
% of patients satisfied with the treatment they have received (rolling 12 month period)	0	0	N/A	96.5%	95.9%

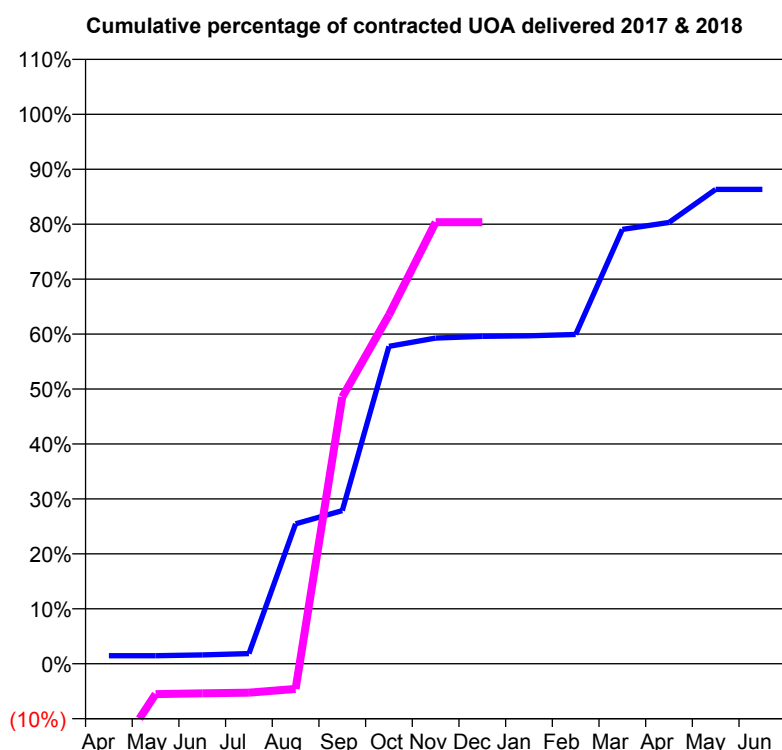
* Figures in italics indicate that the base number is less than 100.

Q60 - Vital Signs Orthodontic At a Glance Contract Report for 574880/0001 - December 2017

Name or company name	MR MB WARAICH
Contract type name	GDS Contract
Purpose of contract	General and Orthodontic
Contract start date	01/04/2006
Contract end date	

17/18 Contracted general activity (UDA)	6,462
Carry forward general activity (UDA)	0
17/18 Contracted orthodontic activity (UOA)	1,462
Carry forward orthodontic activity (UOA)	271
Baseline contract value	£211,373.52

ACCESS	Contract	England and Wales
24 month ratio of assessments to patient IDs	1.02	1.09

ACTIVITY


Month	Adjusted Scheduled Activity (UOA)	
	2017	2018
April	29	-271
May	29	-81
June	32	-79
July	37	-77
August	506	-67
September	554	710
October	1,148	928
November	1,178	1,175
December	1,184	1,175
January	1,186	
February	1,191	
March	1,571	
April	1,596	
May	1,716	
June	1,716	

QUALITY	Contract Quantity	Contract Base Number	Contract *	Region	England
% of all assessments that were assess and fit appliances (rolling 12 month period)	92	151	60.9%	57.7%	58.6%
% of all assessments that were assess and refuse (rolling 12 month period)	16	151	10.6%	11.3%	11.3%
% of all assessments that were assess and review (rolling 12 month period)	43	151	28.5%	31.0%	30.0%
% of terminated courses where treatment was abandoned or discontinued (rolling 12 month period)	3	93	3.2%	8.4%	7.4%
% of completed treatments indicating that PAR score was taken (year to date)	58	58	100.0%	61.0%	64.3%
Rate of removable appliances per 100 fixed appliances - proposed treatment (rolling 12 month period)	2	179	1.12	7.20	5.53
Rate of removable appliances per 100 fixed appliances - completed treatment (rolling 12 month period)	0	179	0.00	6.14	4.60
% of courses of treatment with removable appliances only - proposed treatment (rolling 12 month period)	1	92	1.1%	2.5%	1.9%
% of courses of treatment with removable appliances only - completed treatment (rolling 12 month period)	0	90	0.0%	1.6%	1.4%
% of patients satisfied with the treatment they have received (rolling 12 month period)	7	7	100.0%	96.5%	95.9%

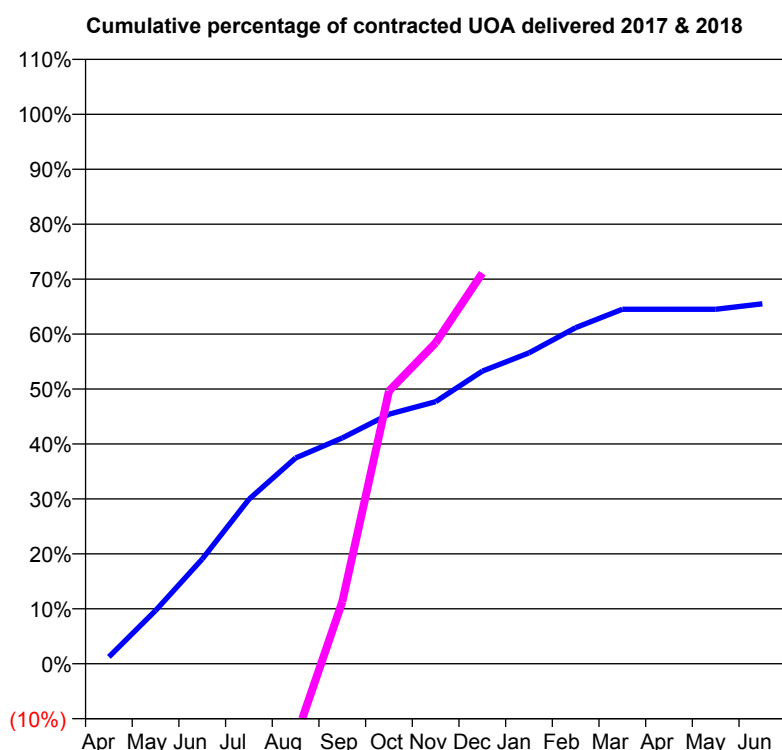
* Figures in italics indicate that the base number is less than 100.

Q60 - Vital Signs Orthodontic At a Glance Contract Report for 636053/0001 - December 2017

Name or company name	MR SS NANDHRA
Contract type name	PDS Contract
Purpose of contract	Orthodontic
Contract start date	01/04/2006
Contract end date	31/03/2018

17/18 Contracted general activity (UDA)	0
Carry forward general activity (UDA)	0
17/18 Contracted orthodontic activity (UOA)	4,341
Carry forward orthodontic activity (UOA)	2,402
Baseline contract value	£255,706.04

ACCESS	Contract	England and Wales
24 month ratio of assessments to patient IDs	1.01	1.09

ACTIVITY


Month	Adjusted Scheduled Activity (UOA)	
	2017	2018
April	87	-2,360
May	675	-2,338
June	1,327	-1,637
July	2,085	-1,205
August	2,610	-590
September	2,862	489
October	3,163	2,155
November	3,323	2,535
December	3,709	3,086
January	3,941	
February	4,260	
March	4,494	
April	4,494	
May	4,494	
June	4,564	

QUALITY	Contract Quantity	Contract Base Number	Contract *	Region	England
% of all assessments that were assess and fit appliances (rolling 12 month period)	304	381	79.8%	57.7%	58.6%
% of all assessments that were assess and refuse (rolling 12 month period)	73	381	19.2%	11.3%	11.3%
% of all assessments that were assess and review (rolling 12 month period)	4	381	1.0%	31.0%	30.0%
% of terminated courses where treatment was abandoned or discontinued (rolling 12 month period)	36	237	15.2%	8.4%	7.4%
% of completed treatments indicating that PAR score was taken (year to date)	61	146	41.8%	61.0%	64.3%
Rate of removable appliances per 100 fixed appliances - proposed treatment (rolling 12 month period)	69	591	11.68	7.20	5.53
Rate of removable appliances per 100 fixed appliances - completed treatment (rolling 12 month period)	15	236	6.36	6.14	4.60
% of courses of treatment with removable appliances only - proposed treatment (rolling 12 month period)	3	304	1.0%	2.5%	1.9%
% of courses of treatment with removable appliances only - completed treatment (rolling 12 month period)	3	201	1.5%	1.6%	1.4%
% of patients satisfied with the treatment they have received (rolling 12 month period)	4	4	100.0%	96.5%	95.9%

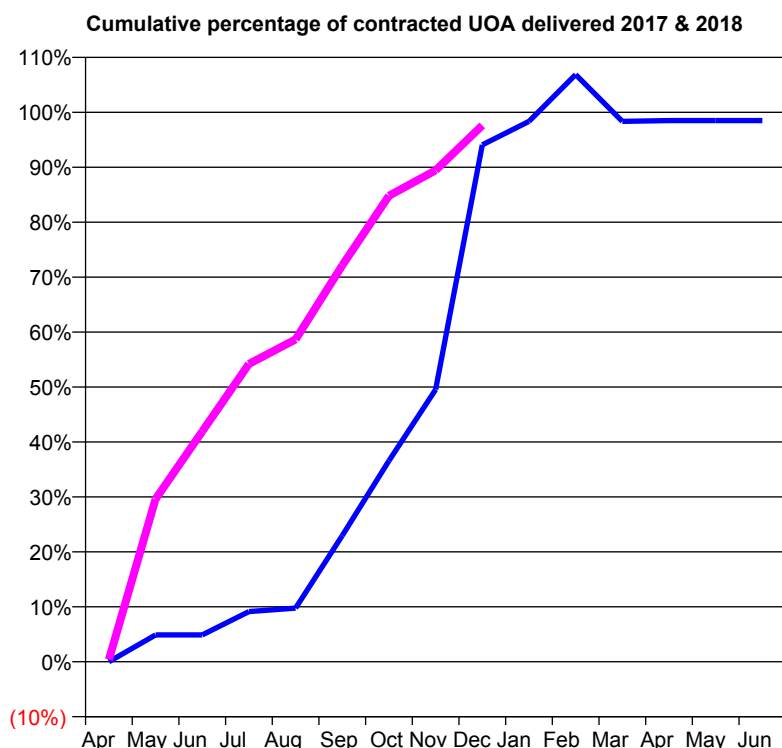
* Figures in italics indicate that the base number is less than 100.

Q60 - Vital Signs Orthodontic At a Glance Contract Report for 643203/0001 - December 2017

Name or company name	MR GP MANZIE
Contract type name	GDS Contract
Purpose of contract	General and Orthodontic
Contract start date	01/04/2006
Contract end date	

17/18 Contracted general activity (UDA)	1,646
Carry forward general activity (UDA)	68
17/18 Contracted orthodontic activity (UOA)	513
Carry forward orthodontic activity (UOA)	-2
Baseline contract value	£81,615.78

ACCESS	Contract	England and Wales
24 month ratio of assessments to patient IDs	1.04	1.09

ACTIVITY


Month	Adjusted Scheduled Activity (UOA)	
	2017	2018
April	0	2
May	24	152
June	24	215
July	45	278
August	48	301
September	113	370
October	180	435
November	244	459
December	463	501
January	484	
February	526	
March	484	
April	485	
May	485	
June	485	

QUALITY	Contract Quantity	Contract Base Number	Contract *	Region	England
% of all assessments that were assess and fit appliances (rolling 12 month period)	27	38	71.1%	57.7%	58.6%
% of all assessments that were assess and refuse (rolling 12 month period)	2	38	5.3%	11.3%	11.3%
% of all assessments that were assess and review (rolling 12 month period)	9	38	23.7%	31.0%	30.0%
% of terminated courses where treatment was abandoned or discontinued (rolling 12 month period)	1	15	6.7%	8.4%	7.4%
% of completed treatments indicating that PAR score was taken (year to date)	10	10	100.0%	61.0%	64.3%
Rate of removable appliances per 100 fixed appliances - proposed treatment (rolling 12 month period)	0	49	0.00	7.20	5.53
Rate of removable appliances per 100 fixed appliances - completed treatment (rolling 12 month period)	0	28	0.00	6.14	4.60
% of courses of treatment with removable appliances only - proposed treatment (rolling 12 month period)	0	27	0.0%	2.5%	1.9%
% of courses of treatment with removable appliances only - completed treatment (rolling 12 month period)	0	14	0.0%	1.6%	1.4%
% of patients satisfied with the treatment they have received (rolling 12 month period)	1	1	100.0%	96.5%	95.9%

* Figures in italics indicate that the base number is less than 100.

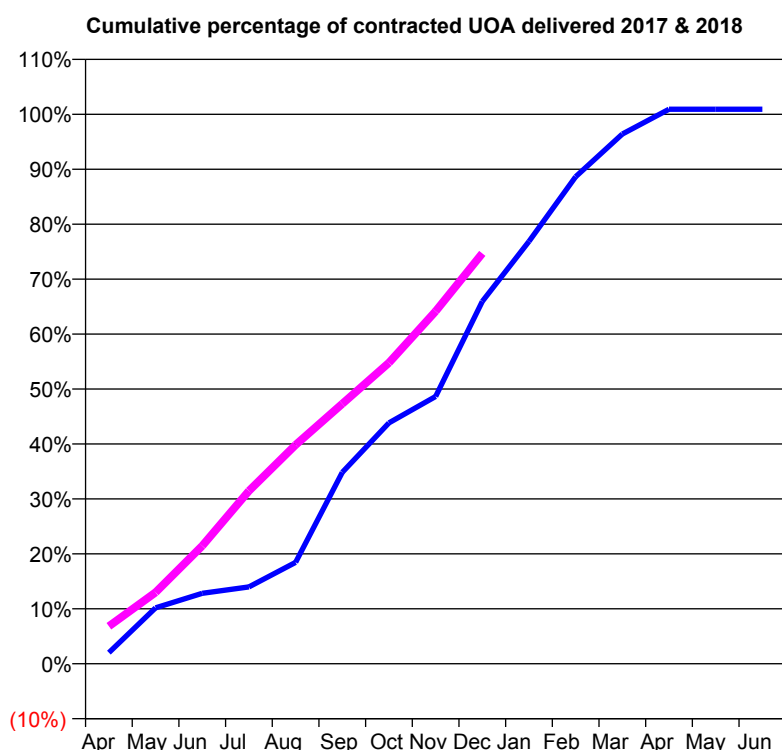
Q60 - Vital Signs Orthodontic At a Glance Contract Report for 651230/0002 - December 2017

Name or company name	PKD Orthodontics
Contract type name	PDS Contract
Purpose of contract	Orthodontic
Contract start date	01/05/2012
Contract end date	31/03/2018

17/18 Contracted general activity (UDA)	0
Carry forward general activity (UDA)	0
17/18 Contracted orthodontic activity (UOA)	8,363
Carry forward orthodontic activity (UOA)	-76
Baseline contract value	£565,094.04

ACCESS	Contract	England and Wales
--------	----------	-------------------

24 month ratio of assessments to patient IDs	1.11	1.09
--	------	------

ACTIVITY


Month	Adjusted Scheduled Activity (UOA)	
	2017	2018
April	170	572
May	851	1,087
June	1,072	1,796
July	1,169	2,631
August	1,544	3,331
September	2,914	3,956
October	3,667	4,581
November	4,068	5,365
December	5,516	6,246
January	6,429	
February	7,413	
March	8,062	
April	8,439	
May	8,439	
June	8,439	

QUALITY	Contract Quantity	Contract Base Number	Contract *	Region	England
---------	-------------------	----------------------	------------	--------	---------

% of all assessments that were assess and fit appliances (rolling 12 month period)	431	677	63.7%	57.7%	58.6%
% of all assessments that were assess and refuse (rolling 12 month period)	71	677	10.5%	11.3%	11.3%
% of all assessments that were assess and review (rolling 12 month period)	175	677	25.8%	31.0%	30.0%
% of terminated courses where treatment was abandoned or discontinued (rolling 12 month period)	18	482	3.7%	8.4%	7.4%
% of completed treatments indicating that PAR score was taken (year to date)	64	335	19.1%	61.0%	64.3%
Rate of removable appliances per 100 fixed appliances - proposed treatment (rolling 12 month period)	166	826	20.10	7.20	5.53
Rate of removable appliances per 100 fixed appliances - completed treatment (rolling 12 month period)	160	889	18.00	6.14	4.60
% of courses of treatment with removable appliances only - proposed treatment (rolling 12 month period)	10	431	2.3%	2.5%	1.9%
% of courses of treatment with removable appliances only - completed treatment (rolling 12 month period)	12	464	2.6%	1.6%	1.4%
% of patients satisfied with the treatment they have received (rolling 12 month period)	18	18	100.0%	96.5%	95.9%

* Figures in italics indicate that the base number is less than 100.

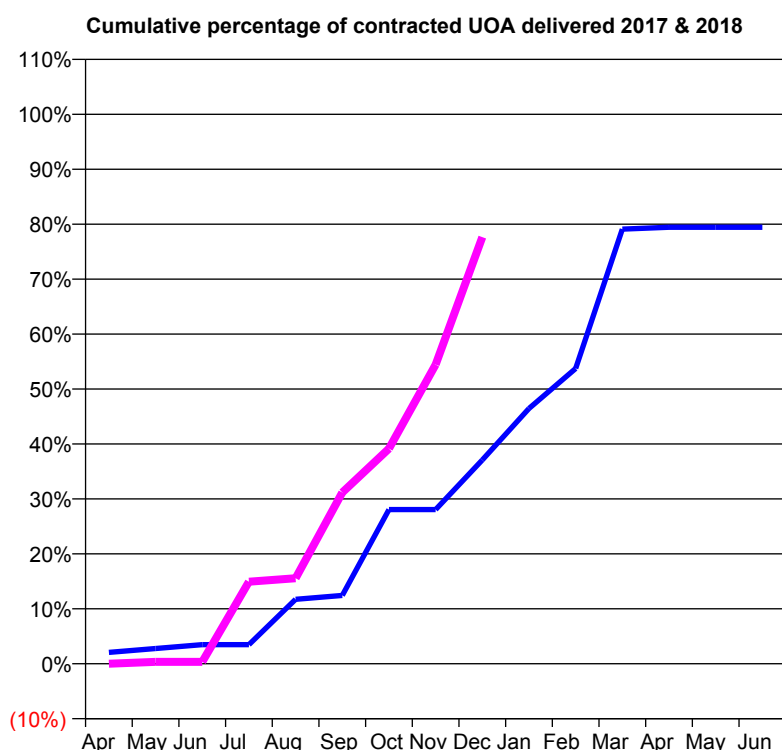
Q60 - Vital Signs Orthodontic At a Glance Contract Report for 772992/0001 - December 2017

Name or company name	MISS C BANKS
Contract type name	PDS Contract
Purpose of contract	Orthodontic
Contract start date	01/04/2006
Contract end date	31/03/2018

17/18 Contracted general activity (UDA)	0
Carry forward general activity (UDA)	0
17/18 Contracted orthodontic activity (UOA)	288
Carry forward orthodontic activity (UOA)	0
Baseline contract value	£17,217.99

ACCESS	Contract	England and Wales
--------	----------	-------------------

24 month ratio of assessments to patient IDs	1.10	1.09
--	------	------

ACTIVITY


Month	Adjusted Scheduled Activity (UOA)	
	2017	2018
April	6	0
May	8	1
June	10	1
July	10	43
August	34	45
September	36	90
October	81	113
November	81	157
December	107	224
January	134	
February	155	
March	228	
April	229	
May	229	
June	229	

QUALITY	Contract Quantity	Contract Base Number	Contract *	Region	England
% of all assessments that were assess and fit appliances (rolling 12 month period)	18	48	37.5%	57.7%	58.6%
% of all assessments that were assess and refuse (rolling 12 month period)	7	48	14.6%	11.3%	11.3%
% of all assessments that were assess and review (rolling 12 month period)	23	48	47.9%	31.0%	30.0%
% of terminated courses where treatment was abandoned or discontinued (rolling 12 month period)	3	9	33.3%	8.4%	7.4%
% of completed treatments indicating that PAR score was taken (year to date)	0	3	0.0%	61.0%	64.3%
Rate of removable appliances per 100 fixed appliances - proposed treatment (rolling 12 month period)	0	36	0.00	7.20	5.53
Rate of removable appliances per 100 fixed appliances - completed treatment (rolling 12 month period)	0	0	N/A	6.14	4.60
% of courses of treatment with removable appliances only - proposed treatment (rolling 12 month period)	0	18	0.0%	2.5%	1.9%
% of courses of treatment with removable appliances only - completed treatment (rolling 12 month period)	0	6	0.0%	1.6%	1.4%
% of patients satisfied with the treatment they have received (rolling 12 month period)	0	0	N/A	96.5%	95.9%

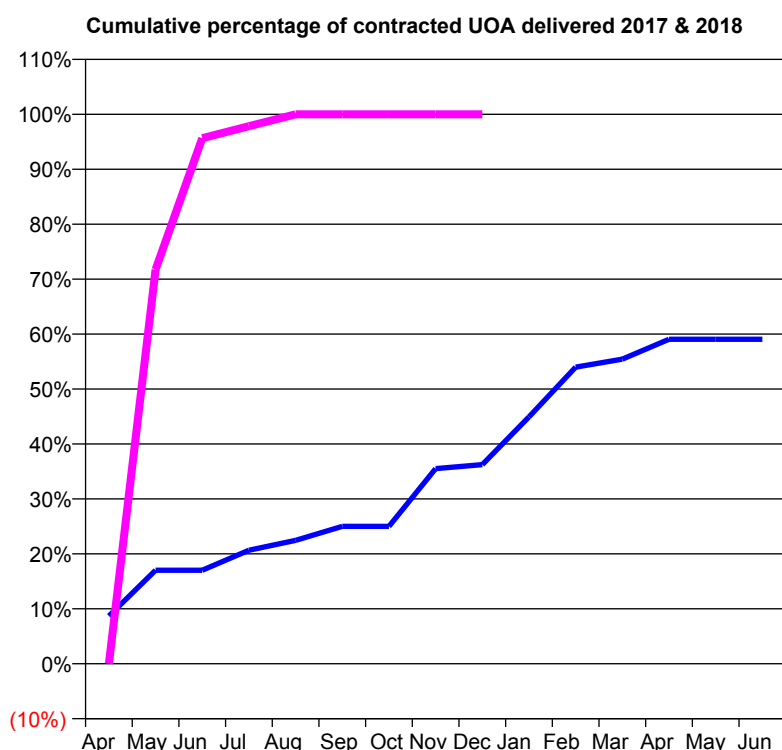
* Figures in italics indicate that the base number is less than 100.

Q60 - Vital Signs Orthodontic At a Glance Contract Report for 807508/0004 - December 2017

Name or company name	MR SG MAIN
Contract type name	GDS Contract
Purpose of contract	General and Orthodontic
Contract start date	21/09/2009
Contract end date	31/07/2017

17/18 Contracted general activity (UDA)	544
Carry forward general activity (UDA)	0
17/18 Contracted orthodontic activity (UOA)	92
Carry forward orthodontic activity (UOA)	0
Baseline contract value	£20,428.22

ACCESS	Contract	England and Wales
24 month ratio of assessments to patient IDs	1.36	1.09

ACTIVITY


Month	Adjusted Scheduled Activity (UOA)	
	2017	2018
April	24	0
May	47	66
June	47	88
July	57	90
August	62	92
September	69	92
October	69	92
November	98	92
December	100	92
January	124	
February	149	
March	153	
April	163	
May	163	
June	163	

QUALITY	Contract Quantity	Contract Base Number	Contract *	Region	England
% of all assessments that were assess and fit appliances (rolling 12 month period)	7	32	21.9%	57.7%	58.6%
% of all assessments that were assess and refuse (rolling 12 month period)	0	32	0.0%	11.3%	11.3%
% of all assessments that were assess and review (rolling 12 month period)	25	32	78.1%	31.0%	30.0%
% of terminated courses where treatment was abandoned or discontinued (rolling 12 month period)	0	6	0.0%	8.4%	7.4%
% of completed treatments indicating that PAR score was taken (year to date)	0	5	0.0%	61.0%	64.3%
Rate of removable appliances per 100 fixed appliances - proposed treatment (rolling 12 month period)	3	0	N/A	7.20	5.53
Rate of removable appliances per 100 fixed appliances - completed treatment (rolling 12 month period)	0	0	N/A	6.14	4.60
% of courses of treatment with removable appliances only - proposed treatment (rolling 12 month period)	3	7	42.9%	2.5%	1.9%
% of courses of treatment with removable appliances only - completed treatment (rolling 12 month period)	0	6	0.0%	1.6%	1.4%
% of patients satisfied with the treatment they have received (rolling 12 month period)	1	1	100.0%	96.5%	95.9%

* Figures in italics indicate that the base number is less than 100.

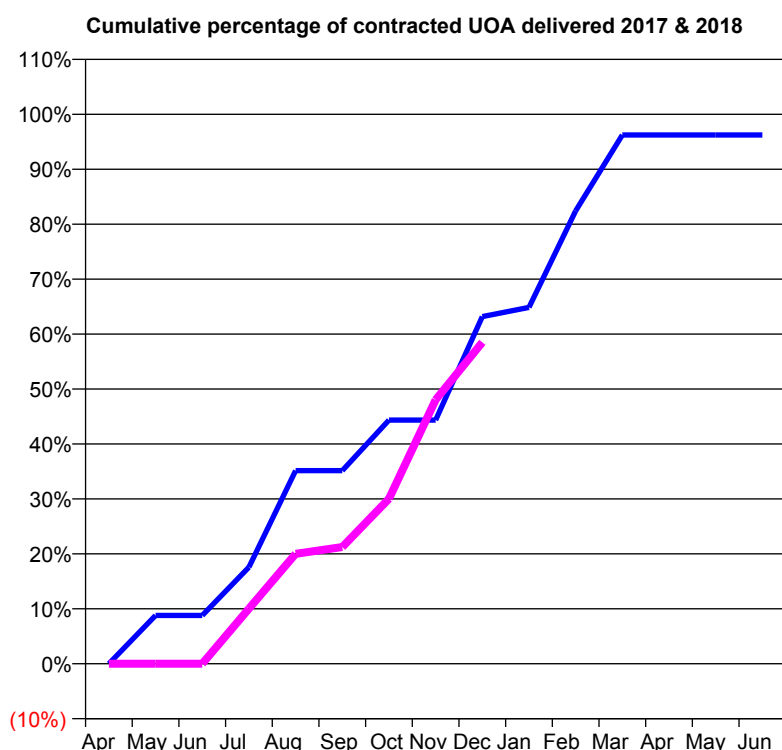
Q60 - Vital Signs Orthodontic At a Glance Contract Report for 822167/0003 - December 2017

Name or company name	MISS CD HOLLINS
Contract type name	PDS Contract
Purpose of contract	Orthodontic
Contract start date	06/02/2007
Contract end date	31/03/2018

17/18 Contracted general activity (UDA)	0
Carry forward general activity (UDA)	0
17/18 Contracted orthodontic activity (UOA)	239
Carry forward orthodontic activity (UOA)	0
Baseline contract value	£15,979.43

ACCESS	Contract	England and Wales
--------	----------	-------------------

24 month ratio of assessments to patient IDs	1.07	1.09
--	------	------

ACTIVITY


Month	Adjusted Scheduled Activity (UOA)	
	2017	2018
April	0	0
May	21	0
June	21	0
July	42	24
August	84	48
September	84	51
October	106	72
November	106	115
December	151	140
January	155	
February	197	
March	230	
April	230	
May	230	
June	230	

QUALITY	Contract Quantity	Contract Base Number	Contract *	Region	England
---------	-------------------	----------------------	------------	--------	---------

% of all assessments that were assess and fit appliances (rolling 12 month period)	10	40	25.0%	57.7%	58.6%
% of all assessments that were assess and refuse (rolling 12 month period)	14	40	35.0%	11.3%	11.3%
% of all assessments that were assess and review (rolling 12 month period)	16	40	40.0%	31.0%	30.0%
% of terminated courses where treatment was abandoned or discontinued (rolling 12 month period)	0	5	0.0%	8.4%	7.4%
% of completed treatments indicating that PAR score was taken (year to date)	0	3	0.0%	61.0%	64.3%
Rate of removable appliances per 100 fixed appliances - proposed treatment (rolling 12 month period)	0	18	0.00	7.20	5.53
Rate of removable appliances per 100 fixed appliances - completed treatment (rolling 12 month period)	0	0	N/A	6.14	4.60
% of courses of treatment with removable appliances only - proposed treatment (rolling 12 month period)	0	10	0.0%	2.5%	1.9%
% of courses of treatment with removable appliances only - completed treatment (rolling 12 month period)	0	5	0.0%	1.6%	1.4%
% of patients satisfied with the treatment they have received (rolling 12 month period)	2	2	100.0%	96.5%	95.9%

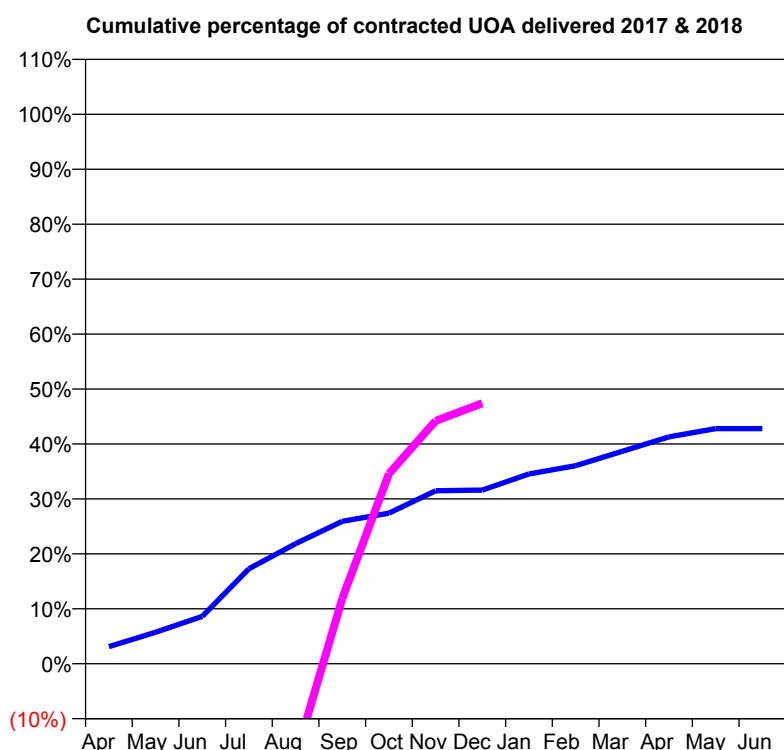
* Figures in italics indicate that the base number is less than 100.

Q60 - Vital Signs Orthodontic At a Glance Contract Report for 840610/0001 - December 2017

Name or company name	MR RK NAHAR
Contract type name	GDS Contract
Purpose of contract	General and Orthodontic
Contract start date	01/04/2006
Contract end date	

17/18 Contracted general activity (UDA)	14,203
Carry forward general activity (UDA)	0
17/18 Contracted orthodontic activity (UOA)	656
Carry forward orthodontic activity (UOA)	391
Baseline contract value	£378,142.55

ACCESS	Contract	England and Wales
24 month ratio of assessments to patient IDs	1.19	1.09

ACTIVITY


Month	Adjusted Scheduled Activity (UOA)	
	2017	2018
April	50	-391
May	92	-367
June	138	-346
July	277	-217
August	350	-111
September	415	78
October	439	227
November	504	290
December	506	311
January	553	
February	577	
March	619	
April	661	
May	685	
June	685	

QUALITY	Contract Quantity	Contract Base Number	Contract *	Region	England
% of all assessments that were assess and fit appliances (rolling 12 month period)	42	62	67.7%	57.7%	58.6%
% of all assessments that were assess and refuse (rolling 12 month period)	7	62	11.3%	11.3%	11.3%
% of all assessments that were assess and review (rolling 12 month period)	13	62	21.0%	31.0%	30.0%
% of terminated courses where treatment was abandoned or discontinued (rolling 12 month period)	2	28	7.1%	8.4%	7.4%
% of completed treatments indicating that PAR score was taken (year to date)	16	21	76.2%	61.0%	64.3%
Rate of removable appliances per 100 fixed appliances - proposed treatment (rolling 12 month period)	1	74	1.35	7.20	5.53
Rate of removable appliances per 100 fixed appliances - completed treatment (rolling 12 month period)	0	41	0.00	6.14	4.60
% of courses of treatment with removable appliances only - proposed treatment (rolling 12 month period)	0	42	0.0%	2.5%	1.9%
% of courses of treatment with removable appliances only - completed treatment (rolling 12 month period)	0	26	0.0%	1.6%	1.4%
% of patients satisfied with the treatment they have received (rolling 12 month period)	3	3	100.0%	96.5%	95.9%

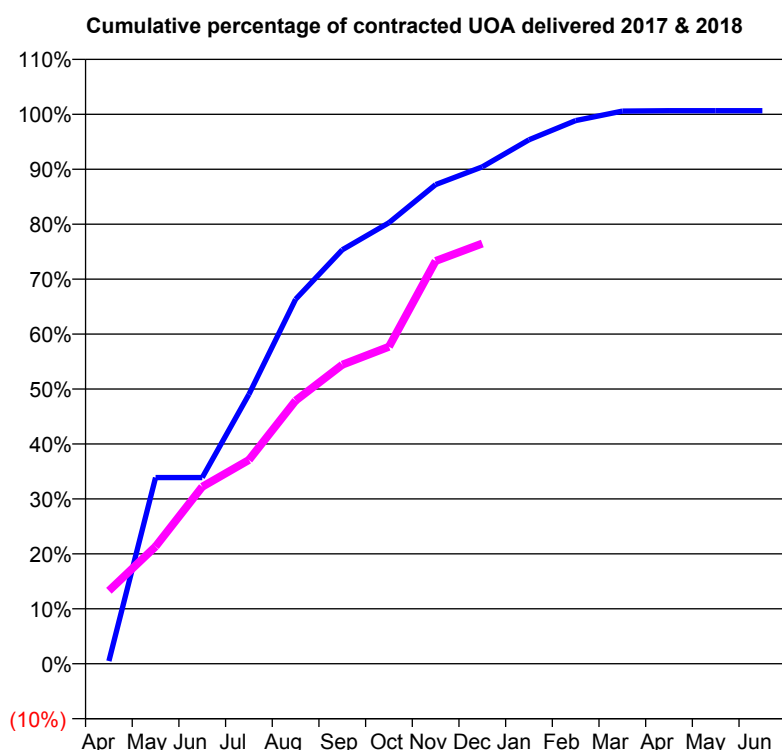
* Figures in italics indicate that the base number is less than 100.

Q60 - Vital Signs Orthodontic At a Glance Contract Report for 910066/0001 - December 2017

Name or company name	DR AJ FAGG
Contract type name	GDS Contract
Purpose of contract	General and Orthodontic
Contract start date	01/04/2006
Contract end date	

17/18 Contracted general activity (UDA)	777
Carry forward general activity (UDA)	27
17/18 Contracted orthodontic activity (UOA)	1,378
Carry forward orthodontic activity (UOA)	-9
Baseline contract value	£89,593.43

ACCESS	Contract	England and Wales
24 month ratio of assessments to patient IDs	1.04	1.09

ACTIVITY


Month	Adjusted Scheduled Activity (UOA)	
	2017	2018
April	7	183
May	474	294
June	474	444
July	686	511
August	928	660
September	1,054	750
October	1,123	795
November	1,220	1,010
December	1,265	1,054
January	1,334	
February	1,383	
March	1,407	
April	1,408	
May	1,408	
June	1,408	

QUALITY	Contract Quantity	Contract Base Number	Contract *	Region	England
% of all assessments that were assess and fit appliances (rolling 12 month period)	54	109	49.5%	57.7%	58.6%
% of all assessments that were assess and refuse (rolling 12 month period)	14	109	12.8%	11.3%	11.3%
% of all assessments that were assess and review (rolling 12 month period)	41	109	37.6%	31.0%	30.0%
% of terminated courses where treatment was abandoned or discontinued (rolling 12 month period)	11	78	14.1%	8.4%	7.4%
% of completed treatments indicating that PAR score was taken (year to date)	0	45	0.0%	61.0%	64.3%
Rate of removable appliances per 100 fixed appliances - proposed treatment (rolling 12 month period)	0	107	0.00	7.20	5.53
Rate of removable appliances per 100 fixed appliances - completed treatment (rolling 12 month period)	0	128	0.00	6.14	4.60
% of courses of treatment with removable appliances only - proposed treatment (rolling 12 month period)	0	54	0.0%	2.5%	1.9%
% of courses of treatment with removable appliances only - completed treatment (rolling 12 month period)	0	67	0.0%	1.6%	1.4%
% of patients satisfied with the treatment they have received (rolling 12 month period)	1	1	100.0%	96.5%	95.9%

* Figures in italics indicate that the base number is less than 100.

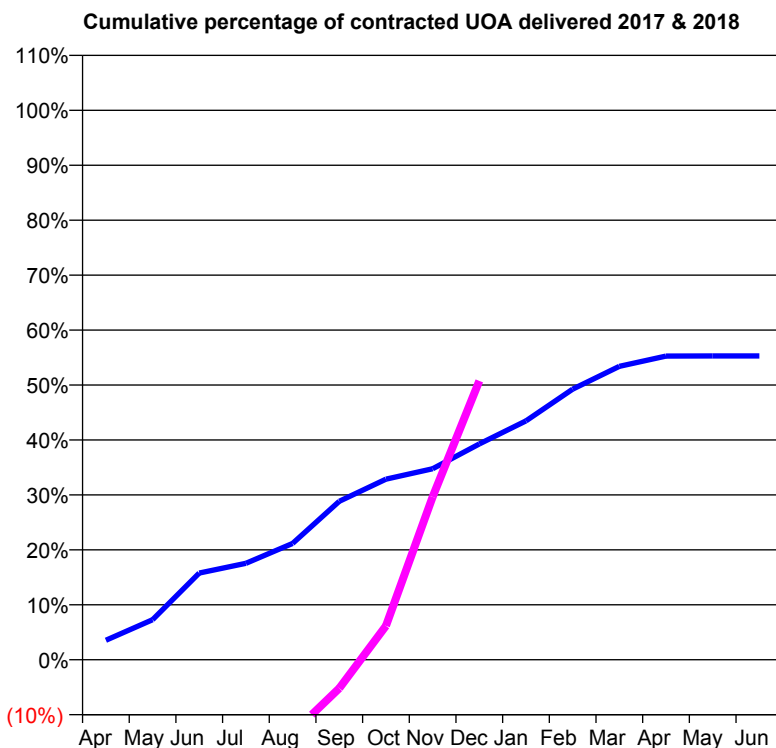
Q60 - Vital Signs Orthodontic At a Glance Contract Report for 927201/0001 - December 2017

Name or company name	MR N AHMED
Contract type name	GDS Contract
Purpose of contract	General and Orthodontic
Contract start date	01/04/2006
Contract end date	

17/18 Contracted general activity (UDA)	17,708
Carry forward general activity (UDA)	-20
17/18 Contracted orthodontic activity (UOA)	2,688
Carry forward orthodontic activity (UOA)	2,144
Baseline contract value	£601,799.70

ACCESS

	Contract	England and Wales
24 month ratio of assessments to patient IDs	1.03	1.09

ACTIVITY


Month	Adjusted Scheduled Activity (UOA)	
	2017	2018
April	170	-2,078
May	349	-1,482
June	756	-753
July	841	-514
August	1,014	-360
September	1,381	-140
October	1,574	166
November	1,665	797
December	1,881	1,364
January	2,081	
February	2,358	
March	2,557	
April	2,646	
May	2,647	
June	2,647	

QUALITY

	Contract Quantity	Contract Base Number	Contract *	Region	England
% of all assessments that were assess and fit appliances (rolling 12 month period)	201	314	64.0%	57.7%	58.6%
% of all assessments that were assess and refuse (rolling 12 month period)	19	314	6.1%	11.3%	11.3%
% of all assessments that were assess and review (rolling 12 month period)	94	314	29.9%	31.0%	30.0%
% of terminated courses where treatment was abandoned or discontinued (rolling 12 month period)	6	123	4.9%	8.4%	7.4%
% of completed treatments indicating that PAR score was taken (year to date)	71	90	78.9%	61.0%	64.3%
Rate of removable appliances per 100 fixed appliances - proposed treatment (rolling 12 month period)	37	384	9.64	7.20	5.53
Rate of removable appliances per 100 fixed appliances - completed treatment (rolling 12 month period)	14	226	6.19	6.14	4.60
% of courses of treatment with removable appliances only - proposed treatment (rolling 12 month period)	3	201	1.5%	2.5%	1.9%
% of courses of treatment with removable appliances only - completed treatment (rolling 12 month period)	2	117	1.7%	1.6%	1.4%
% of patients satisfied with the treatment they have received (rolling 12 month period)	5	5	100.0%	96.5%	95.9%

* Figures in italics indicate that the base number is less than 100.

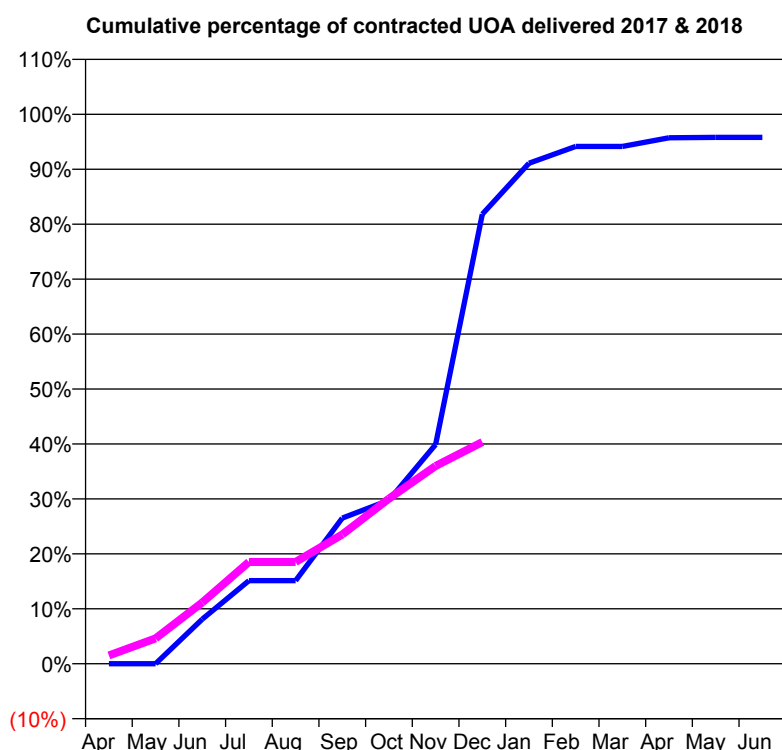
Q61 - Vital Signs Orthodontic At a Glance Contract Report for 101370/0143 - December 2017

Name or company name	Petrie Tucker and Partners Ltd
Contract type name	GDS Contract
Purpose of contract	General and Orthodontic
Contract start date	01/04/2015
Contract end date	

17/18 Contracted general activity (UDA)	18,993
Carry forward general activity (UDA)	0
17/18 Contracted orthodontic activity (UOA)	1,381
Carry forward orthodontic activity (UOA)	0
Baseline contract value	£565,410.28

ACCESS

	Contract	England and Wales
24 month ratio of assessments to patient IDs	1.11	1.09

ACTIVITY


Month	Adjusted Scheduled Activity (UOA)	
	2017	2018
April	0	21
May	0	64
June	112	154
July	209	256
August	209	256
September	366	325
October	411	415
November	551	497
December	1,130	557
January	1,258	
February	1,300	
March	1,300	
April	1,322	
May	1,323	
June	1,323	

QUALITY

	Contract Quantity	Contract Base Number	Contract *	Region	England
% of all assessments that were assess and fit appliances (rolling 12 month period)	32	137	23.4%	59.0%	58.6%
% of all assessments that were assess and refuse (rolling 12 month period)	35	137	25.5%	14.3%	11.3%
% of all assessments that were assess and review (rolling 12 month period)	70	137	51.1%	26.7%	30.0%
% of terminated courses where treatment was abandoned or discontinued (rolling 12 month period)	1	1	100.0%	5.5%	7.4%
% of completed treatments indicating that PAR score was taken (year to date)	0	0	N/A	73.3%	64.3%
Rate of removable appliances per 100 fixed appliances - proposed treatment (rolling 12 month period)	0	56	0.00	3.90	5.53
Rate of removable appliances per 100 fixed appliances - completed treatment (rolling 12 month period)	0	0	N/A	3.89	4.60
% of courses of treatment with removable appliances only - proposed treatment (rolling 12 month period)	0	32	0.0%	2.1%	1.9%
% of courses of treatment with removable appliances only - completed treatment (rolling 12 month period)	0	0	N/A	1.6%	1.4%
% of patients satisfied with the treatment they have received (rolling 12 month period)	1	1	100.0%	94.3%	95.9%

* Figures in italics indicate that the base number is less than 100.

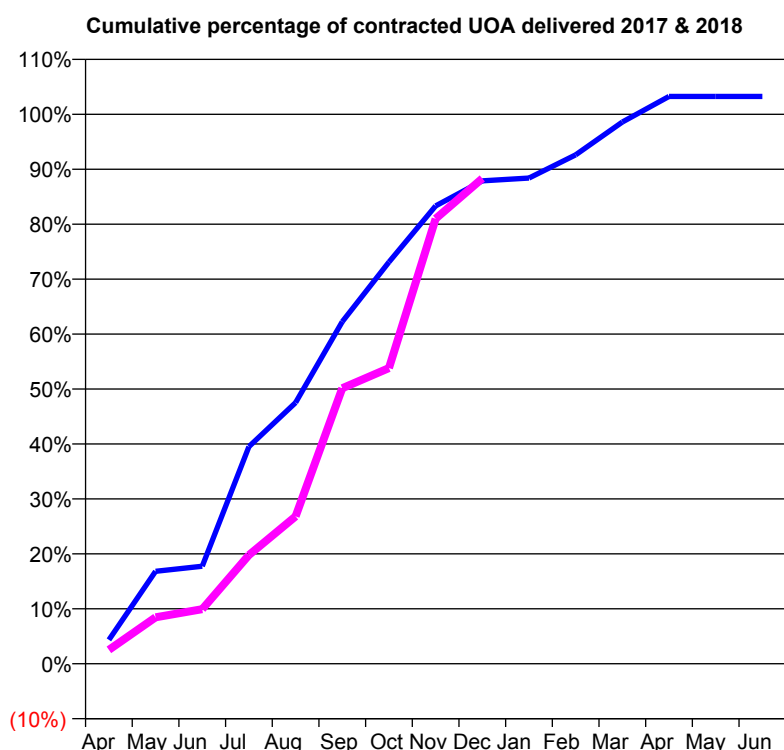
Q61 - Vital Signs Orthodontic At a Glance Contract Report for 109061/0001 - December 2017

Name or company name	Davidoff Dental Practice
Contract type name	GDS Contract
Purpose of contract	General and Orthodontic
Contract start date	23/11/2012
Contract end date	

17/18 Contracted general activity (UDA)	14,478
Carry forward general activity (UDA)	23
17/18 Contracted orthodontic activity (UOA)	1,420
Carry forward orthodontic activity (UOA)	-28
Baseline contract value	£519,903.03

ACCESS

	Contract	England and Wales
24 month ratio of assessments to patient IDs	1.20	1.09

ACTIVITY


Month	Adjusted Scheduled Activity (UOA)	
	2017	2018
April	62	36
May	239	120
June	252	141
July	561	281
August	675	381
September	884	712
October	1,038	764
November	1,183	1,150
December	1,248	1,254
January	1,255	
February	1,315	
March	1,400	
April	1,466	
May	1,466	
June	1,466	

QUALITY

	Contract Quantity	Contract Base Number	Contract *	Region	England
% of all assessments that were assess and fit appliances (rolling 12 month period)	56	345	16.2%	59.0%	58.6%
% of all assessments that were assess and refuse (rolling 12 month period)	95	345	27.5%	14.3%	11.3%
% of all assessments that were assess and review (rolling 12 month period)	194	345	56.2%	26.7%	30.0%
% of terminated courses where treatment was abandoned or discontinued (rolling 12 month period)	4	59	6.8%	5.5%	7.4%
% of completed treatments indicating that PAR score was taken (year to date)	42	42	100.0%	73.3%	64.3%
Rate of removable appliances per 100 fixed appliances - proposed treatment (rolling 12 month period)	3	106	2.83	3.90	5.53
Rate of removable appliances per 100 fixed appliances - completed treatment (rolling 12 month period)	3	103	2.91	3.89	4.60
% of courses of treatment with removable appliances only - proposed treatment (rolling 12 month period)	3	56	5.4%	2.1%	1.9%
% of courses of treatment with removable appliances only - completed treatment (rolling 12 month period)	3	55	5.5%	1.6%	1.4%
% of patients satisfied with the treatment they have received (rolling 12 month period)	0	0	N/A	94.3%	95.9%

* Figures in italics indicate that the base number is less than 100.

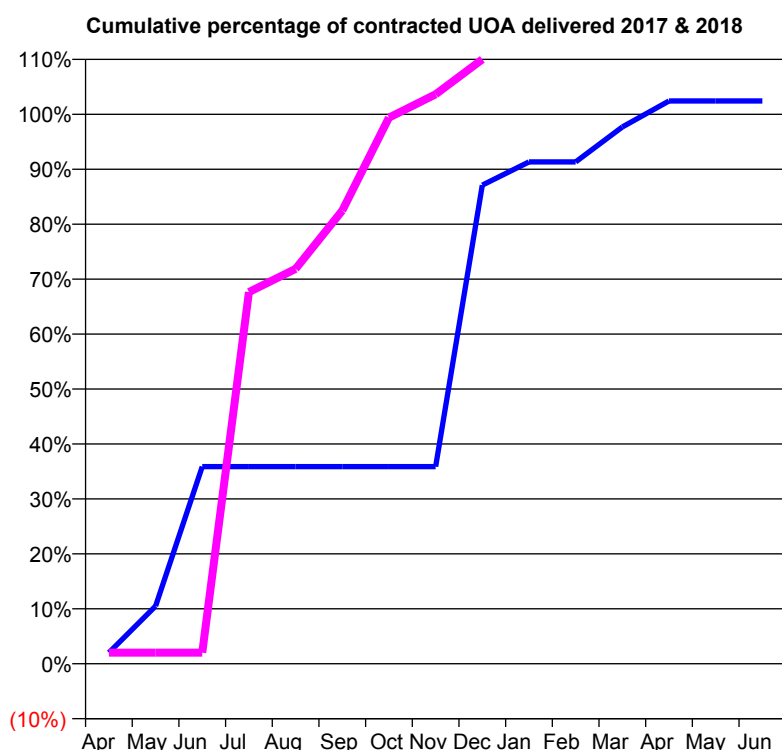
Q61 - Vital Signs Orthodontic At a Glance Contract Report for 109177/0001 - December 2017

Name or company name	The Orthodontic Gallery
Contract type name	PDS Contract
Purpose of contract	Orthodontic
Contract start date	01/09/2007
Contract end date	31/03/2019

17/18 Contracted general activity (UDA)	0
Carry forward general activity (UDA)	0
17/18 Contracted orthodontic activity (UOA)	992
Carry forward orthodontic activity (UOA)	-20
Baseline contract value	£67,388.80

ACCESS

	Contract	England and Wales
24 month ratio of assessments to patient IDs	1.03	1.09

ACTIVITY


Month	Adjusted Scheduled Activity (UOA)	
	2017	2018
April	20	20
May	104	20
June	356	20
July	356	671
August	356	713
September	356	818
October	356	986
November	356	1,028
December	864	1,091
January	906	
February	906	
March	969	
April	1,016	
May	1,016	
June	1,016	

QUALITY

	Contract Quantity	Contract Base Number	Contract *	Region	England
% of all assessments that were assess and fit appliances (rolling 12 month period)	58	63	92.1%	59.0%	58.6%
% of all assessments that were assess and refuse (rolling 12 month period)	4	63	6.3%	14.3%	11.3%
% of all assessments that were assess and review (rolling 12 month period)	1	63	1.6%	26.7%	30.0%
% of terminated courses where treatment was abandoned or discontinued (rolling 12 month period)	1	55	1.8%	5.5%	7.4%
% of completed treatments indicating that PAR score was taken (year to date)	45	45	100.0%	73.3%	64.3%
Rate of removable appliances per 100 fixed appliances - proposed treatment (rolling 12 month period)	0	14	0.00	3.90	5.53
Rate of removable appliances per 100 fixed appliances - completed treatment (rolling 12 month period)	0	24	0.00	3.89	4.60
% of courses of treatment with removable appliances only - proposed treatment (rolling 12 month period)	0	58	0.0%	2.1%	1.9%
% of courses of treatment with removable appliances only - completed treatment (rolling 12 month period)	0	54	0.0%	1.6%	1.4%
% of patients satisfied with the treatment they have received (rolling 12 month period)	5	5	100.0%	94.3%	95.9%

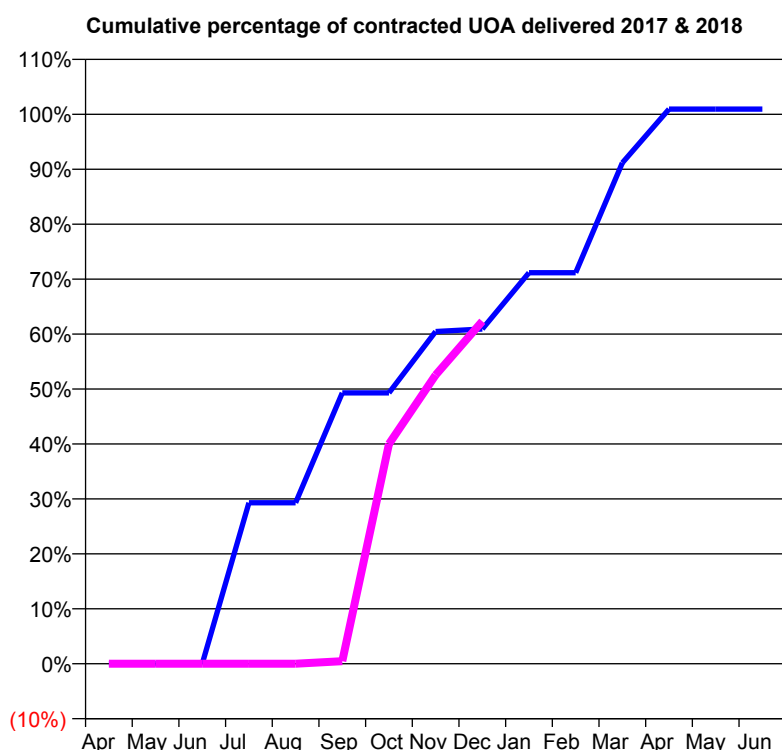
* Figures in italics indicate that the base number is less than 100.

Q61 - Vital Signs Orthodontic At a Glance Contract Report for 109665/0001 - December 2017

Name or company name	Woodford Dental Care
Contract type name	Pilot Contract
Purpose of contract	General and Orthodontic
Contract start date	01/11/2006
Contract end date	

17/18 Contracted general activity (UDA)	15,510
Carry forward general activity (UDA)	0
17/18 Contracted orthodontic activity (UOA)	215
Carry forward orthodontic activity (UOA)	0
Baseline contract value	£536,795.70

ACCESS	Contract	England and Wales
24 month ratio of assessments to patient IDs	1.15	1.09

ACTIVITY


Month	Adjusted Scheduled Activity (UOA)	
	2017	2018
April	0	0
May	0	0
June	0	0
July	63	0
August	63	0
September	106	1
October	106	86
November	130	113
December	131	134
January	153	
February	153	
March	196	
April	217	
May	217	
June	217	

QUALITY	Contract Quantity	Contract Base Number	Contract *	Region	England
% of all assessments that were assess and fit appliances (rolling 12 month period)	11	25	44.0%	59.0%	58.6%
% of all assessments that were assess and refuse (rolling 12 month period)	7	25	28.0%	14.3%	11.3%
% of all assessments that were assess and review (rolling 12 month period)	7	25	28.0%	26.7%	30.0%
% of terminated courses where treatment was abandoned or discontinued (rolling 12 month period)	0	3	0.0%	5.5%	7.4%
% of completed treatments indicating that PAR score was taken (year to date)	0	0	N/A	73.3%	64.3%
Rate of removable appliances per 100 fixed appliances - proposed treatment (rolling 12 month period)	0	0	N/A	3.90	5.53
Rate of removable appliances per 100 fixed appliances - completed treatment (rolling 12 month period)	0	1	0.00	3.89	4.60
% of courses of treatment with removable appliances only - proposed treatment (rolling 12 month period)	0	11	0.0%	2.1%	1.9%
% of courses of treatment with removable appliances only - completed treatment (rolling 12 month period)	0	3	0.0%	1.6%	1.4%
% of patients satisfied with the treatment they have received (rolling 12 month period)	0	0	N/A	94.3%	95.9%

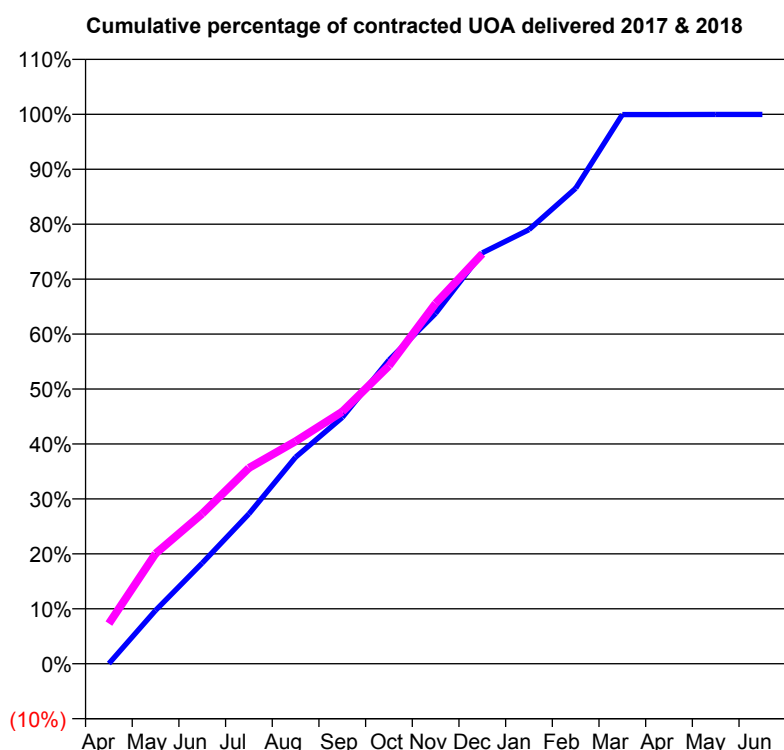
* Figures in italics indicate that the base number is less than 100.

Q61 - Vital Signs Orthodontic At a Glance Contract Report for 114200/0001 - December 2017

Name or company name	Share a Smile Limited
Contract type name	PDS Contract
Purpose of contract	Orthodontic
Contract start date	01/04/2008
Contract end date	31/03/2019

17/18 Contracted general activity (UDA)	0
Carry forward general activity (UDA)	0
17/18 Contracted orthodontic activity (UOA)	11,779
Carry forward orthodontic activity (UOA)	5
Baseline contract value	£772,524.65

ACCESS	Contract	England and Wales
24 month ratio of assessments to patient IDs	1.04	1.09

ACTIVITY


Month	Adjusted Scheduled Activity (UOA)	
	2017	2018
April	4	862
May	1,144	2,362
June	2,160	3,216
July	3,214	4,197
August	4,429	4,769
September	5,282	5,404
October	6,509	6,386
November	7,511	7,724
December	8,807	8,788
January	9,305	
February	10,193	
March	11,772	
April	11,772	
May	11,774	
June	11,774	

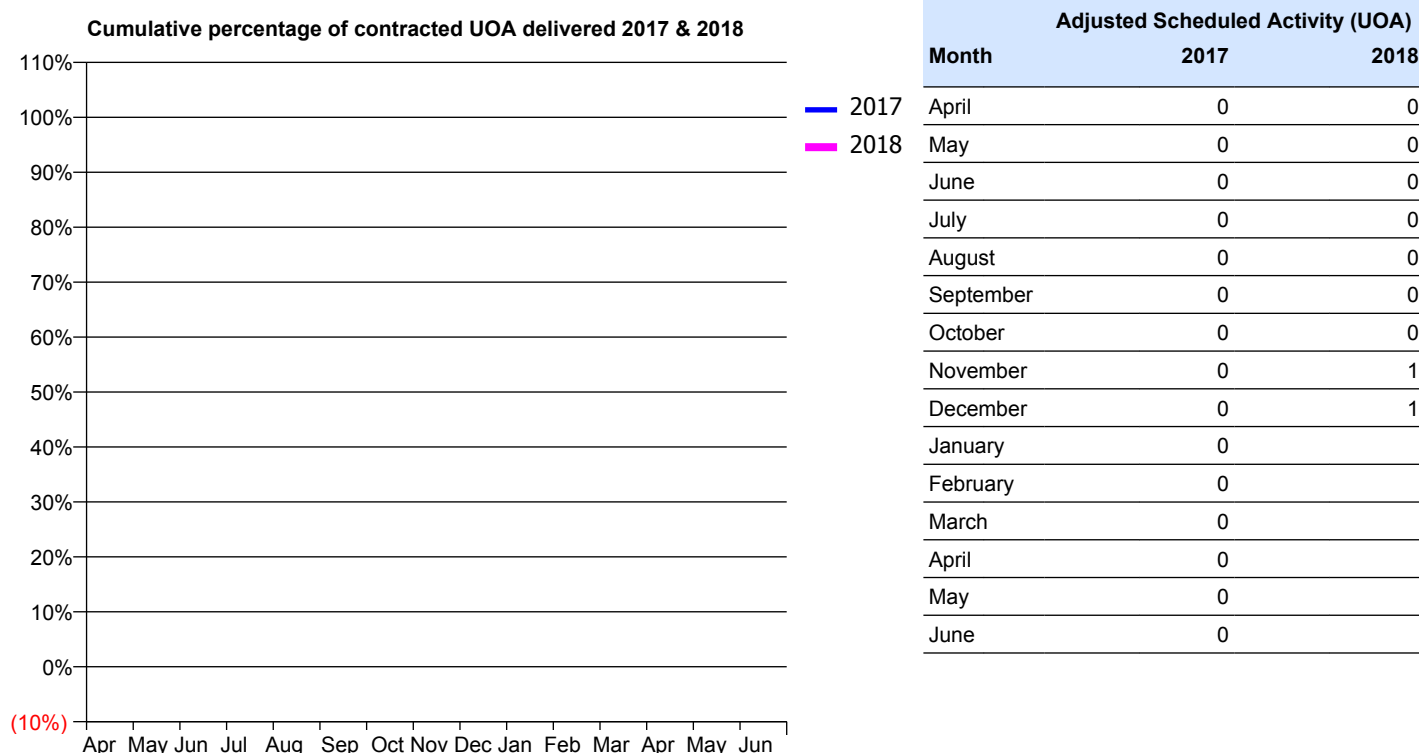
QUALITY	Contract Quantity	Contract Base Number	Contract *	Region	England
% of all assessments that were assess and fit appliances (rolling 12 month period)	549	967	56.8%	59.0%	58.6%
% of all assessments that were assess and refuse (rolling 12 month period)	190	967	19.6%	14.3%	11.3%
% of all assessments that were assess and review (rolling 12 month period)	228	967	23.6%	26.7%	30.0%
% of terminated courses where treatment was abandoned or discontinued (rolling 12 month period)	51	515	9.9%	5.5%	7.4%
% of completed treatments indicating that PAR score was taken (year to date)	346	348	99.4%	73.3%	64.3%
Rate of removable appliances per 100 fixed appliances - proposed treatment (rolling 12 month period)	20	1,060	1.89	3.90	5.53
Rate of removable appliances per 100 fixed appliances - completed treatment (rolling 12 month period)	25	887	2.82	3.89	4.60
% of courses of treatment with removable appliances only - proposed treatment (rolling 12 month period)	15	549	2.7%	2.1%	1.9%
% of courses of treatment with removable appliances only - completed treatment (rolling 12 month period)	15	464	3.2%	1.6%	1.4%
% of patients satisfied with the treatment they have received (rolling 12 month period)	17	17	100.0%	94.3%	95.9%

* Figures in italics indicate that the base number is less than 100.

Q61 - Vital Signs Orthodontic At a Glance Contract Report for 127280/0001 - December 2017

Name or company name	Well Street Dental Care	17/18 Contracted general activity (UDA)	23,003
Contract type name	GDS Contract	Carry forward general activity (UDA)	4
Purpose of contract	General	17/18 Contracted orthodontic activity (UOA)	0
Contract start date	01/05/2011	Carry forward orthodontic activity (UOA)	0
Contract end date		Baseline contract value	£672,088.94

ACCESS	Contract	England and Wales
24 month ratio of assessments to patient IDs	2.00	1.09

ACTIVITY


QUALITY	Contract Quantity	Contract Base Number	Contract *	Region	England
% of all assessments that were assess and fit appliances (rolling 12 month period)	0	2	0.0%	59.0%	58.6%
% of all assessments that were assess and refuse (rolling 12 month period)	0	2	0.0%	14.3%	11.3%
% of all assessments that were assess and review (rolling 12 month period)	2	2	100.0%	26.7%	30.0%
% of terminated courses where treatment was abandoned or discontinued (rolling 12 month period)	0	0	N/A	5.5%	7.4%
% of completed treatments indicating that PAR score was taken (year to date)	0	0	N/A	73.3%	64.3%
Rate of removable appliances per 100 fixed appliances - proposed treatment (rolling 12 month period)	0	0	N/A	3.90	5.53
Rate of removable appliances per 100 fixed appliances - completed treatment (rolling 12 month period)	0	0	N/A	3.89	4.60
% of courses of treatment with removable appliances only - proposed treatment (rolling 12 month period)	0	0	N/A	2.1%	1.9%
% of courses of treatment with removable appliances only - completed treatment (rolling 12 month period)	0	0	N/A	1.6%	1.4%
% of patients satisfied with the treatment they have received (rolling 12 month period)	0	0	N/A	94.3%	95.9%

* Figures in italics indicate that the base number is less than 100.

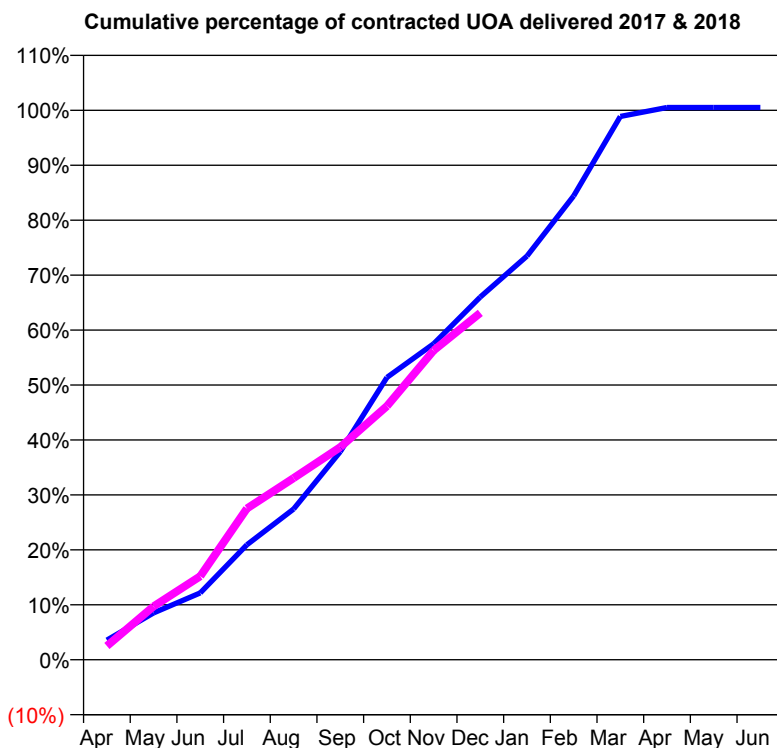
Q61 - Vital Signs Orthodontic At a Glance Contract Report for 136263/0001 - December 2017

Name or company name	Barnet Orthodontic Practice Ltd
Contract type name	PDS Contract
Purpose of contract	Orthodontic
Contract start date	01/06/2012
Contract end date	31/03/2018

17/18 Contracted general activity (UDA)	0
Carry forward general activity (UDA)	0
17/18 Contracted orthodontic activity (UOA)	5,222
Carry forward orthodontic activity (UOA)	-26
Baseline contract value	£351,917.50

ACCESS

	Contract	England and Wales
24 month ratio of assessments to patient IDs	1.05	1.09

ACTIVITY


Month	Adjusted Scheduled Activity (UOA)	
	2017	2018
April	187	131
May	445	508
June	636	794
July	1,093	1,438
August	1,433	1,727
September	1,978	2,021
October	2,683	2,411
November	3,003	2,940
December	3,448	3,297
January	3,837	
February	4,408	
March	5,164	
April	5,248	
May	5,248	
June	5,248	

QUALITY

	Contract Quantity	Contract Base Number	Contract *	Region	England
% of all assessments that were assess and fit appliances (rolling 12 month period)	239	528	45.3%	59.0%	58.6%
% of all assessments that were assess and refuse (rolling 12 month period)	125	528	23.7%	14.3%	11.3%
% of all assessments that were assess and review (rolling 12 month period)	164	528	31.1%	26.7%	30.0%
% of terminated courses where treatment was abandoned or discontinued (rolling 12 month period)	13	195	6.7%	5.5%	7.4%
% of completed treatments indicating that PAR score was taken (year to date)	104	118	88.1%	73.3%	64.3%
Rate of removable appliances per 100 fixed appliances - proposed treatment (rolling 12 month period)	37	414	8.94	3.90	5.53
Rate of removable appliances per 100 fixed appliances - completed treatment (rolling 12 month period)	19	331	5.74	3.89	4.60
% of courses of treatment with removable appliances only - proposed treatment (rolling 12 month period)	22	239	9.2%	2.1%	1.9%
% of courses of treatment with removable appliances only - completed treatment (rolling 12 month period)	10	182	5.5%	1.6%	1.4%
% of patients satisfied with the treatment they have received (rolling 12 month period)	7	7	100.0%	94.3%	95.9%

* Figures in italics indicate that the base number is less than 100.

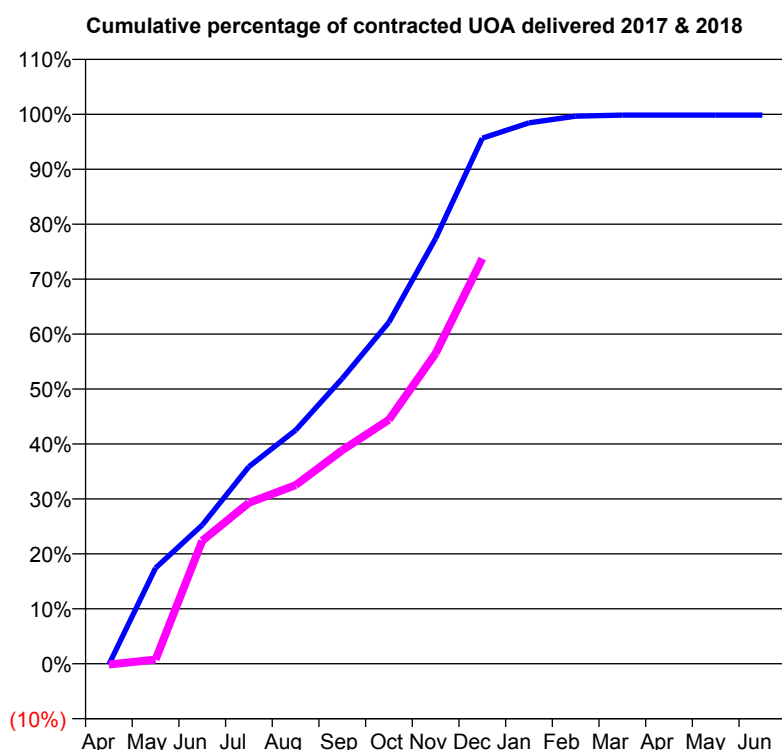
Q61 - Vital Signs Orthodontic At a Glance Contract Report for 140252/0001 - December 2017

Name or company name	Mrs S Talwar & Dr R Khera
Contract type name	GDS Contract
Purpose of contract	General and Orthodontic
Contract start date	10/01/2009
Contract end date	

17/18 Contracted general activity (UDA)	3,745
Carry forward general activity (UDA)	-75
17/18 Contracted orthodontic activity (UOA)	2,645
Carry forward orthodontic activity (UOA)	4
Baseline contract value	£272,916.70

ACCESS	Contract	England and Wales
--------	----------	-------------------

24 month ratio of assessments to patient IDs	1.17	1.09
--	------	------

ACTIVITY


Month	Adjusted Scheduled Activity (UOA)	
	2017	2018
April	-4	-4
May	461	20
June	668	592
July	949	775
August	1,124	860
September	1,373	1,028
October	1,644	1,175
November	2,047	1,494
December	2,530	1,950
January	2,604	
February	2,636	
March	2,641	
April	2,641	
May	2,641	
June	2,641	

QUALITY	Contract Quantity	Contract Base Number	Contract *	Region	England
---------	-------------------	----------------------	------------	--------	---------

% of all assessments that were assess and fit appliances (rolling 12 month period)	99	243	40.7%	59.0%	58.6%
% of all assessments that were assess and refuse (rolling 12 month period)	66	243	27.2%	14.3%	11.3%
% of all assessments that were assess and review (rolling 12 month period)	78	243	32.1%	26.7%	30.0%
% of terminated courses where treatment was abandoned or discontinued (rolling 12 month period)	4	104	3.8%	5.5%	7.4%
% of completed treatments indicating that PAR score was taken (year to date)	31	80	38.8%	73.3%	64.3%
Rate of removable appliances per 100 fixed appliances - proposed treatment (rolling 12 month period)	2	191	1.05	3.90	5.53
Rate of removable appliances per 100 fixed appliances - completed treatment (rolling 12 month period)	1	192	0.52	3.89	4.60
% of courses of treatment with removable appliances only - proposed treatment (rolling 12 month period)	1	99	1.0%	2.1%	1.9%
% of courses of treatment with removable appliances only - completed treatment (rolling 12 month period)	1	100	1.0%	1.6%	1.4%
% of patients satisfied with the treatment they have received (rolling 12 month period)	4	4	100.0%	94.3%	95.9%

* Figures in italics indicate that the base number is less than 100.

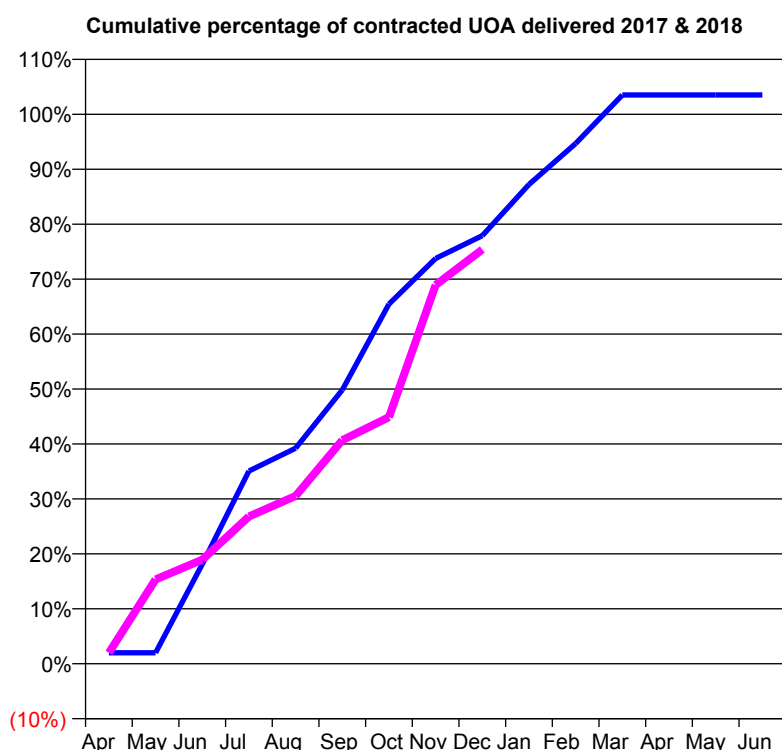
Q61 - Vital Signs Orthodontic At a Glance Contract Report for 143693/0002 - December 2017

Name or company name	Newham Family Dental Care Ltd
Contract type name	GDS Contract
Purpose of contract	Orthodontic
Contract start date	12/03/2008
Contract end date	

17/18 Contracted general activity (UDA)	30,063
Carry forward general activity (UDA)	-564
17/18 Contracted orthodontic activity (UOA)	4,781
Carry forward orthodontic activity (UOA)	-96
Baseline contract value	£1,713,668.03

ACCESS

	Contract	England and Wales
24 month ratio of assessments to patient IDs	1.11	1.09

ACTIVITY


Month	Adjusted Scheduled Activity (UOA)	
	2017	2018
April	96	96
May	96	734
June	866	906
July	1,677	1,282
August	1,876	1,460
September	2,383	1,945
October	3,130	2,146
November	3,527	3,295
December	3,725	3,604
January	4,170	
February	4,526	
March	4,949	
April	4,949	
May	4,949	
June	4,949	

QUALITY

	Contract Quantity	Contract Base Number	Contract *	Region	England
% of all assessments that were assess and fit appliances (rolling 12 month period)	213	451	47.2%	59.0%	58.6%
% of all assessments that were assess and refuse (rolling 12 month period)	56	451	12.4%	14.3%	11.3%
% of all assessments that were assess and review (rolling 12 month period)	182	451	40.4%	26.7%	30.0%
% of terminated courses where treatment was abandoned or discontinued (rolling 12 month period)	0	110	0.0%	5.5%	7.4%
% of completed treatments indicating that PAR score was taken (year to date)	81	82	98.8%	73.3%	64.3%
Rate of removable appliances per 100 fixed appliances - proposed treatment (rolling 12 month period)	163	220	74.09	3.90	5.53
Rate of removable appliances per 100 fixed appliances - completed treatment (rolling 12 month period)	73	110	66.36	3.89	4.60
% of courses of treatment with removable appliances only - proposed treatment (rolling 12 month period)	0	213	0.0%	2.1%	1.9%
% of courses of treatment with removable appliances only - completed treatment (rolling 12 month period)	0	110	0.0%	1.6%	1.4%
% of patients satisfied with the treatment they have received (rolling 12 month period)	9	9	100.0%	94.3%	95.9%

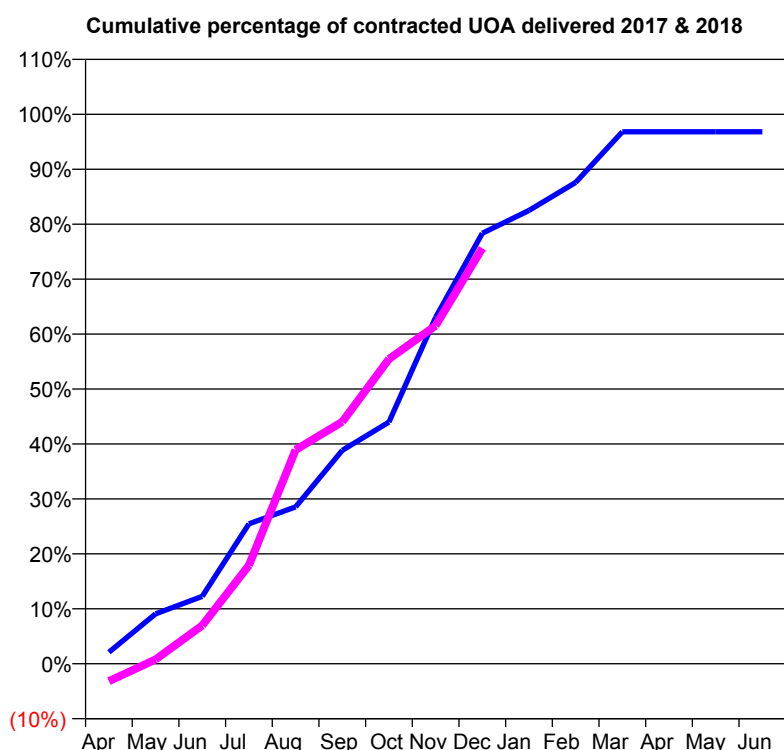
* Figures in italics indicate that the base number is less than 100.

Q61 - Vital Signs Orthodontic At a Glance Contract Report for 149578/0002 - December 2017

Name or company name	Dentasmile Ltd
Contract type name	GDS Contract
Purpose of contract	Orthodontic
Contract start date	11/11/2012
Contract end date	31/03/2018

17/18 Contracted general activity (UDA)	0
Carry forward general activity (UDA)	0
17/18 Contracted orthodontic activity (UOA)	2,137
Carry forward orthodontic activity (UOA)	68
Baseline contract value	£140,181.19

ACCESS	Contract	England and Wales
24 month ratio of assessments to patient IDs	1.06	1.09

ACTIVITY


Month	Adjusted Scheduled Activity (UOA)	
	2017	2018
April	45	-68
May	194	17
June	262	149
July	544	383
August	610	832
September	830	941
October	940	1,185
November	1,347	1,315
December	1,674	1,616
January	1,763	
February	1,872	
March	2,069	
April	2,069	
May	2,069	
June	2,069	

QUALITY	Contract Quantity	Contract Base Number	Contract *	Region	England
% of all assessments that were assess and fit appliances (rolling 12 month period)	97	158	61.4%	59.0%	58.6%
% of all assessments that were assess and refuse (rolling 12 month period)	37	158	23.4%	14.3%	11.3%
% of all assessments that were assess and review (rolling 12 month period)	24	158	15.2%	26.7%	30.0%
% of terminated courses where treatment was abandoned or discontinued (rolling 12 month period)	14	59	23.7%	5.5%	7.4%
% of completed treatments indicating that PAR score was taken (year to date)	28	39	71.8%	73.3%	64.3%
Rate of removable appliances per 100 fixed appliances - proposed treatment (rolling 12 month period)	4	170	2.35	3.90	5.53
Rate of removable appliances per 100 fixed appliances - completed treatment (rolling 12 month period)	2	71	2.82	3.89	4.60
% of courses of treatment with removable appliances only - proposed treatment (rolling 12 month period)	0	97	0.0%	2.1%	1.9%
% of courses of treatment with removable appliances only - completed treatment (rolling 12 month period)	0	45	0.0%	1.6%	1.4%
% of patients satisfied with the treatment they have received (rolling 12 month period)	3	3	100.0%	94.3%	95.9%

* Figures in italics indicate that the base number is less than 100.

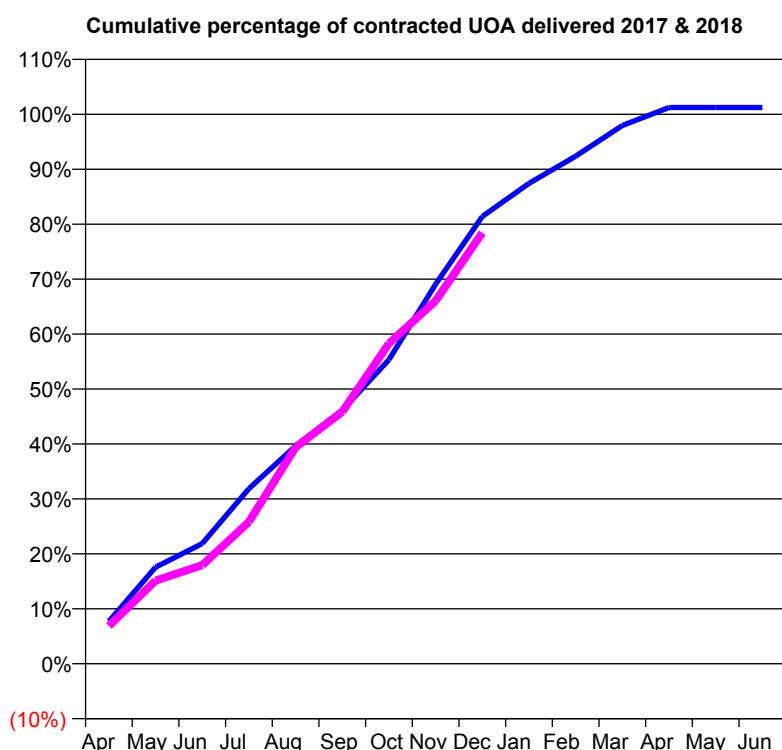
Q61 - Vital Signs Orthodontic At a Glance Contract Report for 150525/0002 - December 2017

Name or company name	The Nightingale Clinic
Contract type name	GDS Contract
Purpose of contract	Orthodontic
Contract start date	05/09/2014
Contract end date	31/03/2019

17/18 Contracted general activity (UDA)	0
Carry forward general activity (UDA)	0
17/18 Contracted orthodontic activity (UOA)	20,714
Carry forward orthodontic activity (UOA)	-253
Baseline contract value	£1,390,248.24

ACCESS

	Contract	England and Wales
24 month ratio of assessments to patient IDs	1.04	1.09

ACTIVITY


Month	Adjusted Scheduled Activity (UOA)	
	2017	2018
April	1,601	1,425
May	3,640	3,136
June	4,534	3,718
July	6,600	5,351
August	8,212	8,160
September	9,559	9,498
October	11,462	12,075
November	14,307	13,678
December	16,861	16,251
January	18,111	
February	19,133	
March	20,288	
April	20,967	
May	20,967	
June	20,967	

QUALITY

	Contract Quantity	Contract Base Number	Contract *	Region	England
% of all assessments that were assess and fit appliances (rolling 12 month period)	942	1,303	72.3%	59.0%	58.6%
% of all assessments that were assess and refuse (rolling 12 month period)	188	1,303	14.4%	14.3%	11.3%
% of all assessments that were assess and review (rolling 12 month period)	173	1,303	13.3%	26.7%	30.0%
% of terminated courses where treatment was abandoned or discontinued (rolling 12 month period)	53	637	8.3%	5.5%	7.4%
% of completed treatments indicating that PAR score was taken (year to date)	310	427	72.6%	73.3%	64.3%
Rate of removable appliances per 100 fixed appliances - proposed treatment (rolling 12 month period)	25	1,865	1.34	3.90	5.53
Rate of removable appliances per 100 fixed appliances - completed treatment (rolling 12 month period)	18	1,138	1.58	3.89	4.60
% of courses of treatment with removable appliances only - proposed treatment (rolling 12 month period)	3	942	0.3%	2.1%	1.9%
% of courses of treatment with removable appliances only - completed treatment (rolling 12 month period)	1	584	0.2%	1.6%	1.4%
% of patients satisfied with the treatment they have received (rolling 12 month period)	19	20	95.0%	94.3%	95.9%

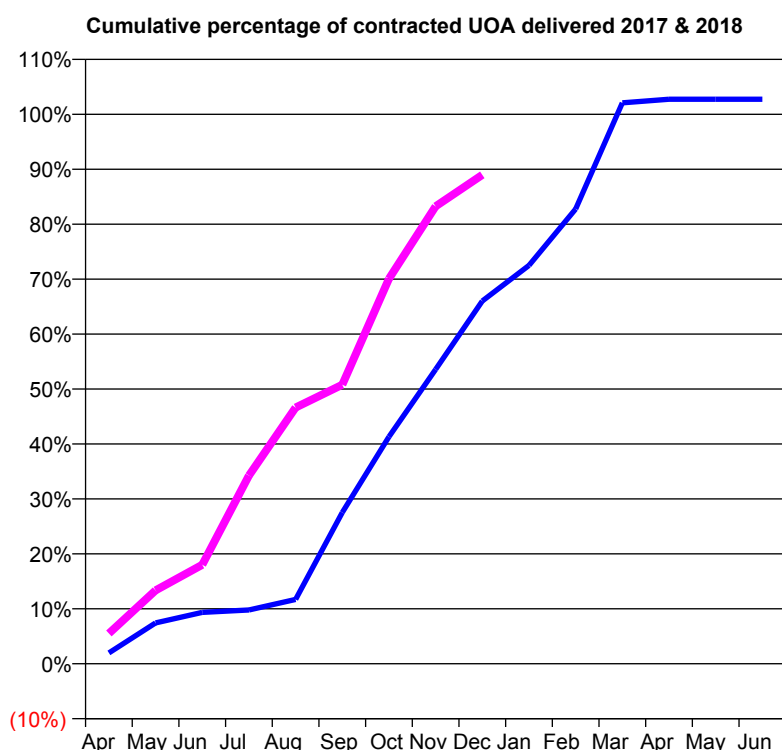
* Figures in italics indicate that the base number is less than 100.

Q61 - Vital Signs Orthodontic At a Glance Contract Report for 153710/0001 - December 2017

Name or company name	Inspire Dental Dagenham Ltd
Contract type name	GDS Contract
Purpose of contract	General and Orthodontic
Contract start date	01/12/2007
Contract end date	

17/18 Contracted general activity (UDA)	28,268
Carry forward general activity (UDA)	-558
17/18 Contracted orthodontic activity (UOA)	2,513
Carry forward orthodontic activity (UOA)	-50
Baseline contract value	£930,957.98

ACCESS	Contract	England and Wales
24 month ratio of assessments to patient IDs	1.13	1.09

ACTIVITY


Month	Adjusted Scheduled Activity (UOA)	
	2017	2018
April	50	139
May	187	336
June	235	453
July	246	861
August	294	1,172
September	692	1,276
October	1,038	1,761
November	1,346	2,092
December	1,659	2,236
January	1,822	
February	2,080	
March	2,565	
April	2,582	
May	2,582	
June	2,582	

QUALITY	Contract Quantity	Contract Base Number	Contract *	Region	England
% of all assessments that were assess and fit appliances (rolling 12 month period)	144	369	39.0%	59.0%	58.6%
% of all assessments that were assess and refuse (rolling 12 month period)	122	369	33.1%	14.3%	11.3%
% of all assessments that were assess and review (rolling 12 month period)	103	369	27.9%	26.7%	30.0%
% of terminated courses where treatment was abandoned or discontinued (rolling 12 month period)	5	90	5.6%	5.5%	7.4%
% of completed treatments indicating that PAR score was taken (year to date)	0	61	0.0%	73.3%	64.3%
Rate of removable appliances per 100 fixed appliances - proposed treatment (rolling 12 month period)	26	269	9.67	3.90	5.53
Rate of removable appliances per 100 fixed appliances - completed treatment (rolling 12 month period)	2	0	N/A	3.89	4.60
% of courses of treatment with removable appliances only - proposed treatment (rolling 12 month period)	9	144	6.3%	2.1%	1.9%
% of courses of treatment with removable appliances only - completed treatment (rolling 12 month period)	1	85	1.2%	1.6%	1.4%
% of patients satisfied with the treatment they have received (rolling 12 month period)	5	5	100.0%	94.3%	95.9%

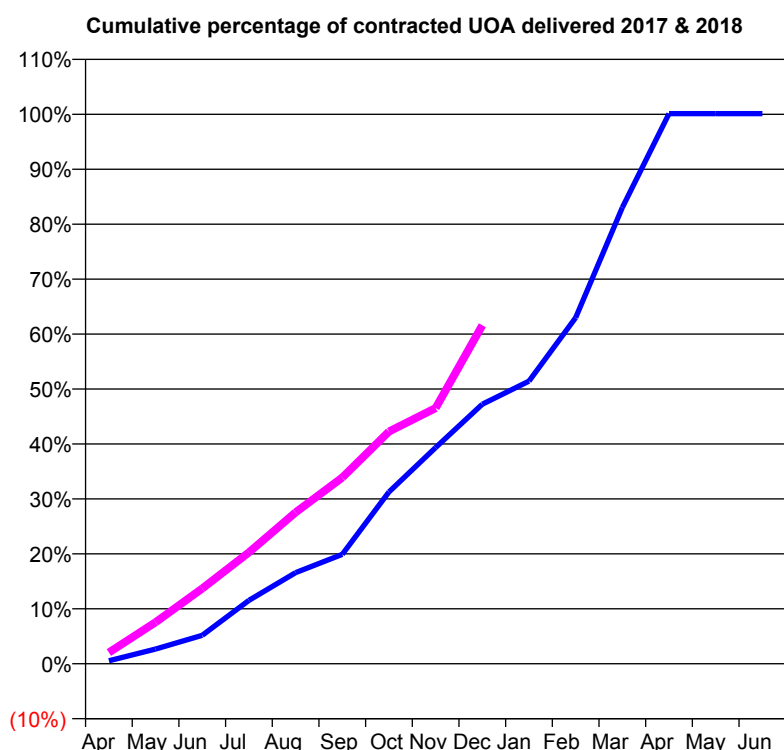
* Figures in italics indicate that the base number is less than 100.

Q61 - Vital Signs Orthodontic At a Glance Contract Report for 157597/0001 - December 2017

Name or company name	Gaurav Madhok Orthodontics
Contract type name	PDS Contract
Purpose of contract	Orthodontic
Contract start date	01/02/2007
Contract end date	31/03/2019

17/18 Contracted general activity (UDA)	0
Carry forward general activity (UDA)	0
17/18 Contracted orthodontic activity (UOA)	8,664
Carry forward orthodontic activity (UOA)	-9
Baseline contract value	£575,152.69

ACCESS	Contract	England and Wales
24 month ratio of assessments to patient IDs	1.02	1.09

ACTIVITY


Month	Adjusted Scheduled Activity (UOA)	
	2017	2018
April	47	177
May	233	655
June	448	1,186
July	1,000	1,756
August	1,438	2,388
September	1,725	2,937
October	2,710	3,661
November	3,410	4,032
December	4,093	5,338
January	4,457	
February	5,458	
March	7,194	
April	8,674	
May	8,674	
June	8,673	

QUALITY

	Contract Quantity	Contract Base Number	Contract *	Region	England
% of all assessments that were assess and fit appliances (rolling 12 month period)	447	1,044	42.8%	59.0%	58.6%
% of all assessments that were assess and refuse (rolling 12 month period)	213	1,044	20.4%	14.3%	11.3%
% of all assessments that were assess and review (rolling 12 month period)	384	1,044	36.8%	26.7%	30.0%
% of terminated courses where treatment was abandoned or discontinued (rolling 12 month period)	18	357	5.0%	5.5%	7.4%
% of completed treatments indicating that PAR score was taken (year to date)	253	273	92.7%	73.3%	64.3%
Rate of removable appliances per 100 fixed appliances - proposed treatment (rolling 12 month period)	5	879	0.57	3.90	5.53
Rate of removable appliances per 100 fixed appliances - completed treatment (rolling 12 month period)	2	669	0.30	3.89	4.60
% of courses of treatment with removable appliances only - proposed treatment (rolling 12 month period)	5	447	1.1%	2.1%	1.9%
% of courses of treatment with removable appliances only - completed treatment (rolling 12 month period)	2	339	0.6%	1.6%	1.4%
% of patients satisfied with the treatment they have received (rolling 12 month period)	23	24	95.8%	94.3%	95.9%

* Figures in italics indicate that the base number is less than 100.

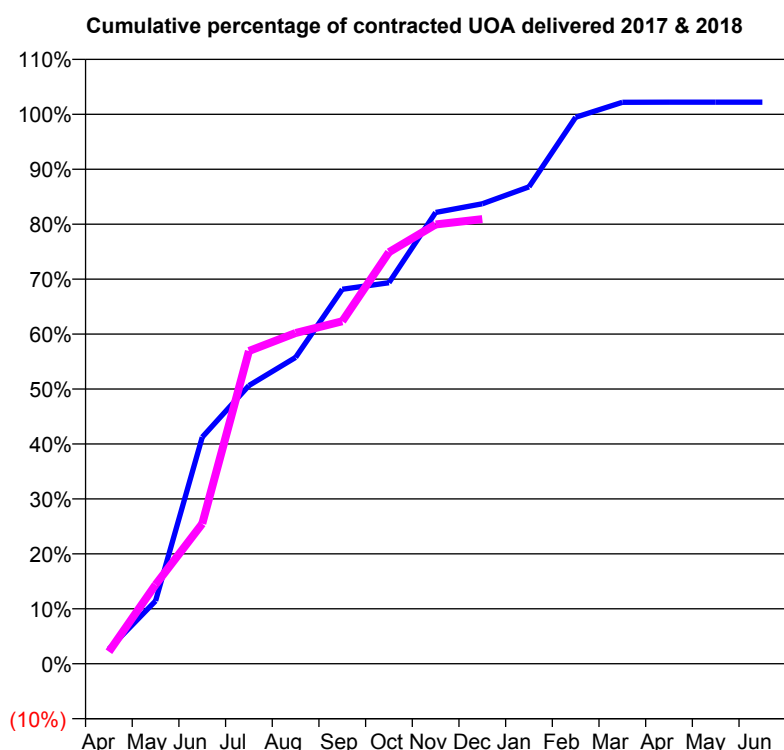
Q61 - Vital Signs Orthodontic At a Glance Contract Report for 174122/0001 - December 2017

Name or company name	Mr Matthew Power, Mrs Nicola Power and M
Contract type name	GDS Contract
Purpose of contract	General and Orthodontic
Contract start date	01/11/2010
Contract end date	

17/18 Contracted general activity (UDA)	529
Carry forward general activity (UDA)	-11
17/18 Contracted orthodontic activity (UOA)	10,864
Carry forward orthodontic activity (UOA)	-217
Baseline contract value	£762,075.58

ACCESS

	Contract	England and Wales
24 month ratio of assessments to patient IDs	1.01	1.09

ACTIVITY


Month	Adjusted Scheduled Activity (UOA)	
	2017	2018
April	291	238
May	1,244	1,564
June	4,480	2,770
July	5,501	6,183
August	6,057	6,540
September	7,404	6,771
October	7,533	8,137
November	8,923	8,685
December	9,093	8,790
January	9,430	
February	10,806	
March	11,101	
April	11,102	
May	11,104	
June	11,104	

QUALITY

	Contract Quantity	Contract Base Number	Contract *	Region	England
% of all assessments that were assess and fit appliances (rolling 12 month period)	505	540	93.5%	59.0%	58.6%
% of all assessments that were assess and refuse (rolling 12 month period)	21	540	3.9%	14.3%	11.3%
% of all assessments that were assess and review (rolling 12 month period)	14	540	2.6%	26.7%	30.0%
% of terminated courses where treatment was abandoned or discontinued (rolling 12 month period)	14	342	4.1%	5.5%	7.4%
% of completed treatments indicating that PAR score was taken (year to date)	104	251	41.4%	73.3%	64.3%
Rate of removable appliances per 100 fixed appliances - proposed treatment (rolling 12 month period)	74	1,005	7.36	3.90	5.53
Rate of removable appliances per 100 fixed appliances - completed treatment (rolling 12 month period)	96	632	15.19	3.89	4.60
% of courses of treatment with removable appliances only - proposed treatment (rolling 12 month period)	1	505	0.2%	2.1%	1.9%
% of courses of treatment with removable appliances only - completed treatment (rolling 12 month period)	6	328	1.8%	1.6%	1.4%
% of patients satisfied with the treatment they have received (rolling 12 month period)	9	9	100.0%	94.3%	95.9%

* Figures in italics indicate that the base number is less than 100.

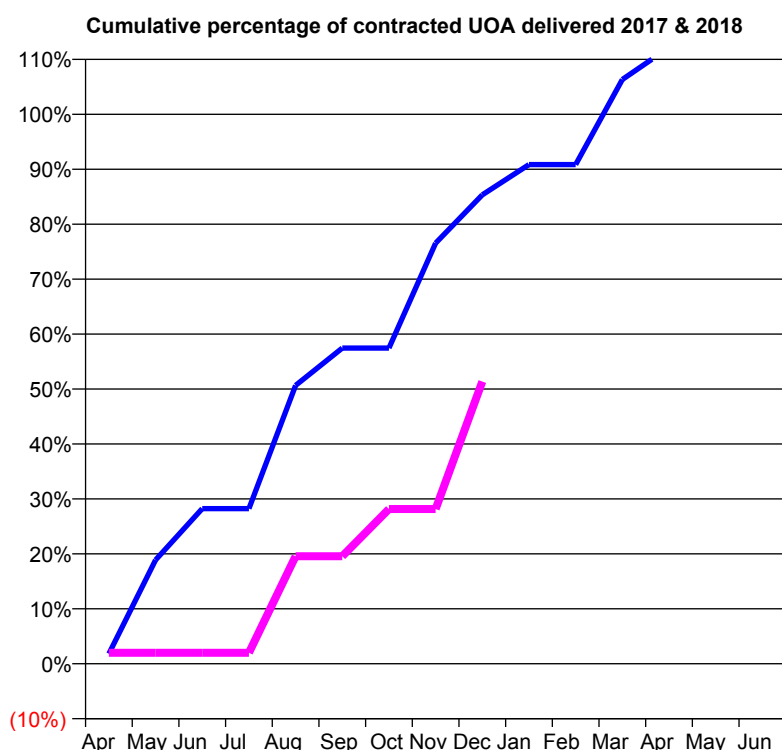
Q61 - Vital Signs Orthodontic At a Glance Contract Report for 184837/0001 - December 2017

Name or company name	Chadwell Heath Orthodontics
Contract type name	PDS Contract
Purpose of contract	Orthodontic
Contract start date	14/09/2007
Contract end date	31/03/2019

17/18 Contracted general activity (UDA)	0
Carry forward general activity (UDA)	0
17/18 Contracted orthodontic activity (UOA)	6,675
Carry forward orthodontic activity (UOA)	-134
Baseline contract value	£449,754.57

ACCESS	Contract	England and Wales
--------	----------	-------------------

24 month ratio of assessments to patient IDs	1.06	1.09
--	------	------

ACTIVITY


Month	Adjusted Scheduled Activity (UOA)	
	2017	2018
April	123	134
May	1,261	134
June	1,884	134
July	1,884	134
August	3,382	1,307
September	3,835	1,307
October	3,835	1,880
November	5,109	1,880
December	5,696	3,429
January	6,064	
February	6,064	
March	7,098	
April	7,484	
May	7,484	
June	7,484	

QUALITY	Contract Quantity	Contract Base Number	Contract *	Region	England
---------	-------------------	----------------------	------------	--------	---------

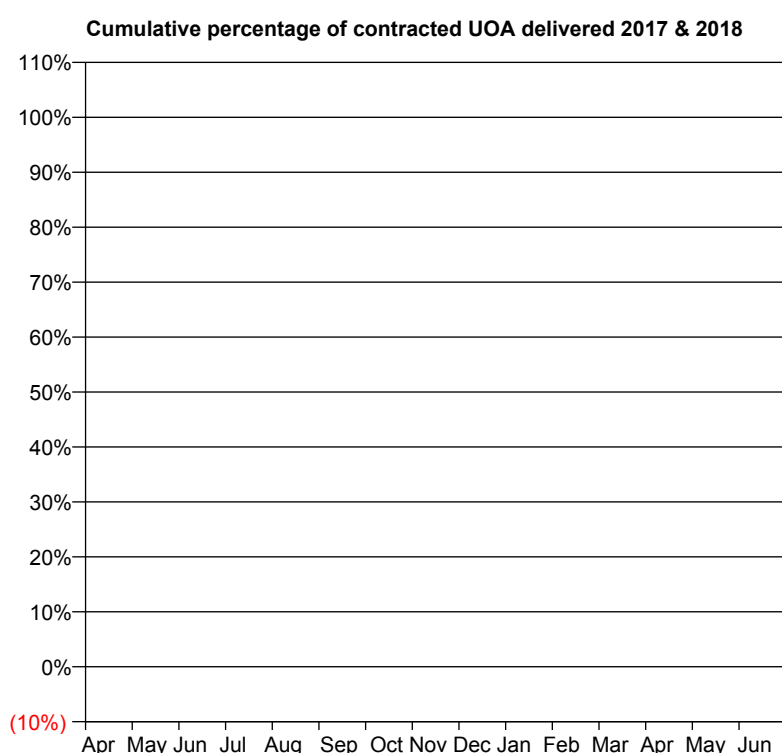
% of all assessments that were assess and fit appliances (rolling 12 month period)	289	362	79.8%	59.0%	58.6%
% of all assessments that were assess and refuse (rolling 12 month period)	29	362	8.0%	14.3%	11.3%
% of all assessments that were assess and review (rolling 12 month period)	44	362	12.2%	26.7%	30.0%
% of terminated courses where treatment was abandoned or discontinued (rolling 12 month period)	11	206	5.3%	5.5%	7.4%
% of completed treatments indicating that PAR score was taken (year to date)	19	70	27.1%	73.3%	64.3%
Rate of removable appliances per 100 fixed appliances - proposed treatment (rolling 12 month period)	122	494	24.70	3.90	5.53
Rate of removable appliances per 100 fixed appliances - completed treatment (rolling 12 month period)	57	248	22.98	3.89	4.60
% of courses of treatment with removable appliances only - proposed treatment (rolling 12 month period)	1	289	0.3%	2.1%	1.9%
% of courses of treatment with removable appliances only - completed treatment (rolling 12 month period)	2	195	1.0%	1.6%	1.4%
% of patients satisfied with the treatment they have received (rolling 12 month period)	3	4	75.0%	94.3%	95.9%

* Figures in italics indicate that the base number is less than 100.

Q61 - Vital Signs Orthodontic At a Glance Contract Report for 185817/0001 - December 2017

Name or company name	DIPS Dental Surgery	17/18 Contracted general activity (UDA)	24,000
Contract type name	GDS Contract	Carry forward general activity (UDA)	0
Purpose of contract	General	17/18 Contracted orthodontic activity (UOA)	0
Contract start date	01/06/2006	Carry forward orthodontic activity (UOA)	0
Contract end date		Baseline contract value	£672,622.92

ACCESS	Contract	England and Wales
24 month ratio of assessments to patient IDs	0.00	1.09

ACTIVITY


Month	Adjusted Scheduled Activity (UOA)	
	2017	2018
April	0	0
May	0	0
June	0	1
July	0	1
August	0	1
September	0	1
October	0	1
November	0	1
December	0	1
January	0	
February	0	
March	0	
April	0	
May	0	
June	0	

QUALITY

	Contract Quantity	Contract Base Number	Contract *	Region	England
% of all assessments that were assess and fit appliances (rolling 12 month period)	0	0	N/A	59.0%	58.6%
% of all assessments that were assess and refuse (rolling 12 month period)	0	0	N/A	14.3%	11.3%
% of all assessments that were assess and review (rolling 12 month period)	0	0	N/A	26.7%	30.0%
% of terminated courses where treatment was abandoned or discontinued (rolling 12 month period)	1	1	100.0%	5.5%	7.4%
% of completed treatments indicating that PAR score was taken (year to date)	0	0	N/A	73.3%	64.3%
Rate of removable appliances per 100 fixed appliances - proposed treatment (rolling 12 month period)	0	0	N/A	3.90	5.53
Rate of removable appliances per 100 fixed appliances - completed treatment (rolling 12 month period)	0	0	N/A	3.89	4.60
% of courses of treatment with removable appliances only - proposed treatment (rolling 12 month period)	0	0	N/A	2.1%	1.9%
% of courses of treatment with removable appliances only - completed treatment (rolling 12 month period)	0	0	N/A	1.6%	1.4%
% of patients satisfied with the treatment they have received (rolling 12 month period)	0	0	N/A	94.3%	95.9%

* Figures in italics indicate that the base number is less than 100.

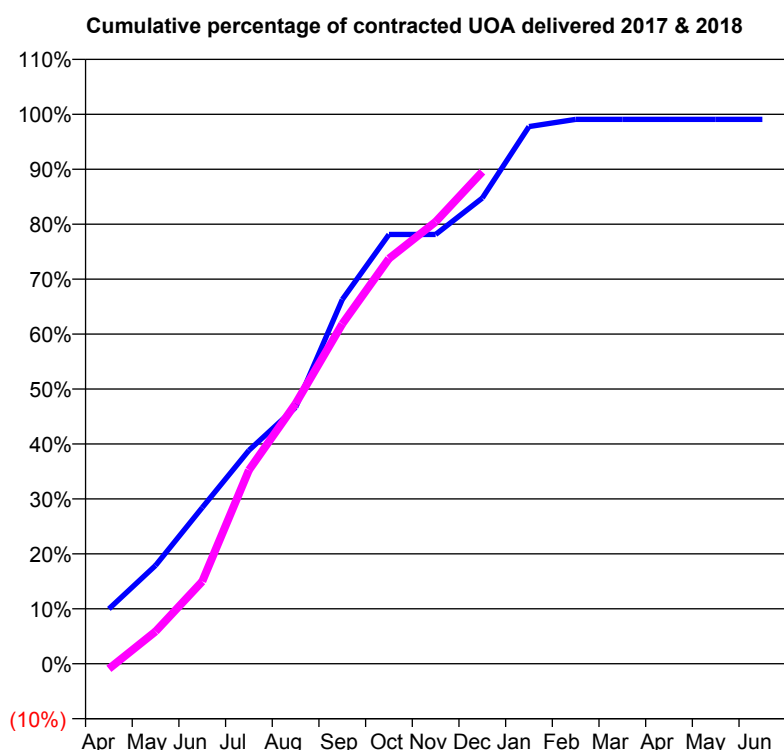
Q61 - Vital Signs Orthodontic At a Glance Contract Report for 190799/0001 - December 2017

Name or company name	P J Dental Surgery
Contract type name	GDS Contract
Purpose of contract	General and Orthodontic
Contract start date	01/02/2015
Contract end date	

17/18 Contracted general activity (UDA)	29,693
Carry forward general activity (UDA)	-136
17/18 Contracted orthodontic activity (UOA)	1,614
Carry forward orthodontic activity (UOA)	15
Baseline contract value	£1,033,532.63

ACCESS

	Contract	England and Wales
24 month ratio of assessments to patient IDs	1.00	1.09

ACTIVITY


Month	Adjusted Scheduled Activity (UOA)	
	2017	2018
April	161	-15
May	289	95
June	459	242
July	627	569
August	753	764
September	1,070	998
October	1,261	1,190
November	1,261	1,298
December	1,368	1,445
January	1,578	
February	1,599	
March	1,599	
April	1,599	
May	1,599	
June	1,599	

QUALITY

	Contract Quantity	Contract Base Number	Contract *	Region	England
% of all assessments that were assess and fit appliances (rolling 12 month period)	79	103	76.7%	59.0%	58.6%
% of all assessments that were assess and refuse (rolling 12 month period)	3	103	2.9%	14.3%	11.3%
% of all assessments that were assess and review (rolling 12 month period)	21	103	20.4%	26.7%	30.0%
% of terminated courses where treatment was abandoned or discontinued (rolling 12 month period)	0	0	N/A	5.5%	7.4%
% of completed treatments indicating that PAR score was taken (year to date)	0	0	N/A	73.3%	64.3%
Rate of removable appliances per 100 fixed appliances - proposed treatment (rolling 12 month period)	8	149	5.37	3.90	5.53
Rate of removable appliances per 100 fixed appliances - completed treatment (rolling 12 month period)	0	0	N/A	3.89	4.60
% of courses of treatment with removable appliances only - proposed treatment (rolling 12 month period)	0	79	0.0%	2.1%	1.9%
% of courses of treatment with removable appliances only - completed treatment (rolling 12 month period)	0	0	N/A	1.6%	1.4%
% of patients satisfied with the treatment they have received (rolling 12 month period)	0	0	N/A	94.3%	95.9%

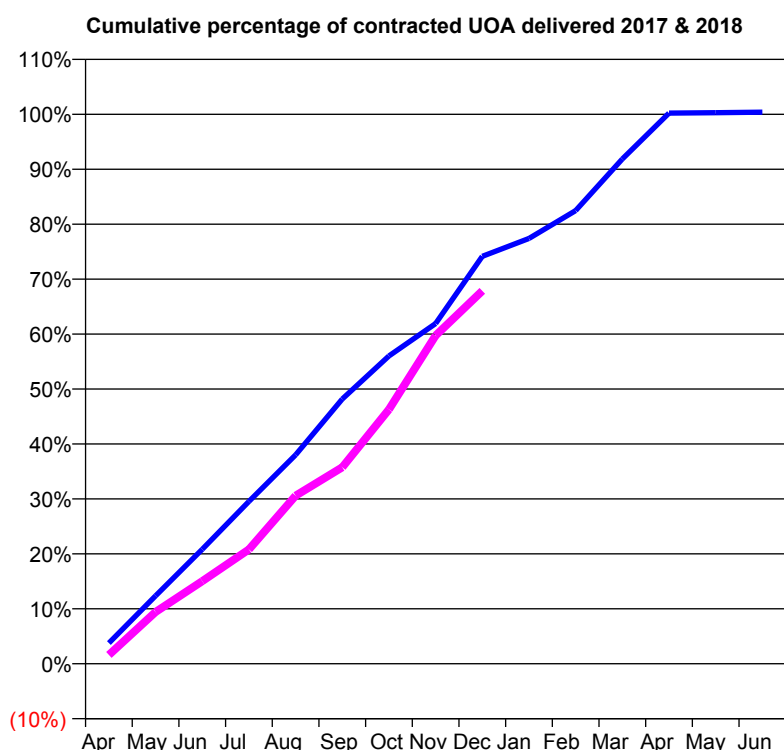
* Figures in italics indicate that the base number is less than 100.

Q61 - Vital Signs Orthodontic At a Glance Contract Report for 194042/0001 - December 2017

Name or company name	Romford Orthodontics Centre Limited
Contract type name	PDS Contract
Purpose of contract	Orthodontic
Contract start date	01/04/2010
Contract end date	31/03/2019

17/18 Contracted general activity (UDA)	0
Carry forward general activity (UDA)	0
17/18 Contracted orthodontic activity (UOA)	26,525
Carry forward orthodontic activity (UOA)	-98
Baseline contract value	£1,696,495.78

ACCESS	Contract	England and Wales
24 month ratio of assessments to patient IDs	1.06	1.09

ACTIVITY


Month	Adjusted Scheduled Activity (UOA)	
	2017	2018
April	1,004	431
May	3,278	2,500
June	5,524	3,989
July	7,838	5,520
August	10,084	8,114
September	12,780	9,488
October	14,857	12,276
November	16,423	15,847
December	19,668	18,002
January	20,529	
February	21,877	
March	24,367	
April	26,584	
May	26,601	
June	26,623	

QUALITY	Contract Quantity	Contract Base Number	Contract *	Region	England
% of all assessments that were assess and fit appliances (rolling 12 month period)	1,159	2,038	56.9%	59.0%	58.6%
% of all assessments that were assess and refuse (rolling 12 month period)	297	2,038	14.6%	14.3%	11.3%
% of all assessments that were assess and review (rolling 12 month period)	582	2,038	28.6%	26.7%	30.0%
% of terminated courses where treatment was abandoned or discontinued (rolling 12 month period)	50	835	6.0%	5.5%	7.4%
% of completed treatments indicating that PAR score was taken (year to date)	253	648	39.0%	73.3%	64.3%
Rate of removable appliances per 100 fixed appliances - proposed treatment (rolling 12 month period)	31	2,182	1.42	3.90	5.53
Rate of removable appliances per 100 fixed appliances - completed treatment (rolling 12 month period)	21	1,507	1.39	3.89	4.60
% of courses of treatment with removable appliances only - proposed treatment (rolling 12 month period)	20	1,159	1.7%	2.1%	1.9%
% of courses of treatment with removable appliances only - completed treatment (rolling 12 month period)	10	785	1.3%	1.6%	1.4%
% of patients satisfied with the treatment they have received (rolling 12 month period)	27	30	90.0%	94.3%	95.9%

* Figures in italics indicate that the base number is less than 100.

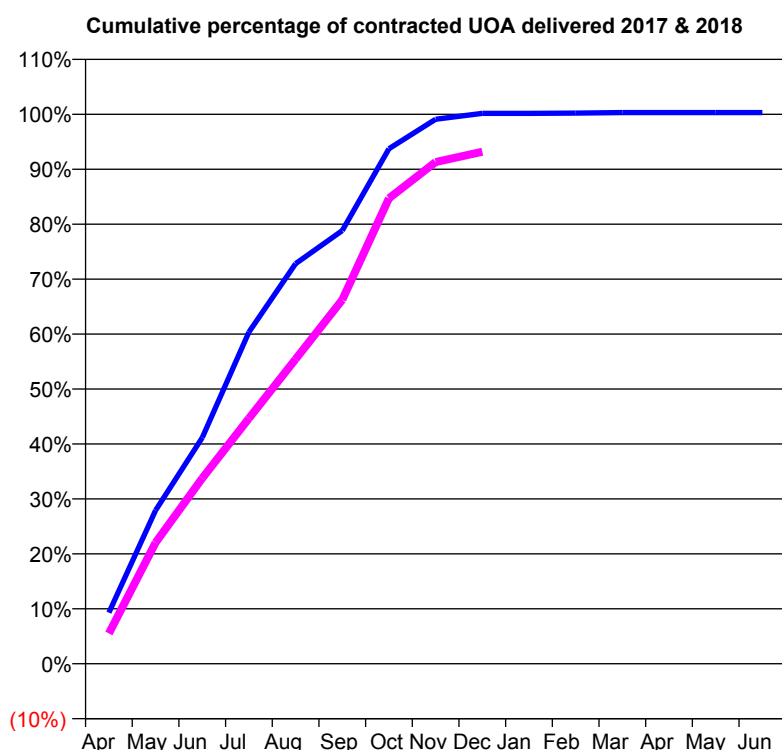
Q61 - Vital Signs Orthodontic At a Glance Contract Report for 195960/0001 - December 2017

Name or company name	Southover Orthodontics Limited
Contract type name	PDS Contract
Purpose of contract	Orthodontic
Contract start date	01/11/2008
Contract end date	31/03/2019

17/18 Contracted general activity (UDA)	0
Carry forward general activity (UDA)	0
17/18 Contracted orthodontic activity (UOA)	5,809
Carry forward orthodontic activity (UOA)	-18
Baseline contract value	£392,111.30

ACCESS

	Contract	England and Wales
24 month ratio of assessments to patient IDs	1.07	1.09

ACTIVITY


Month	Adjusted Scheduled Activity (UOA)	
	2017	2018
April	541	321
May	1,622	1,280
June	2,390	1,962
July	3,507	2,594
August	4,230	3,221
September	4,580	3,847
October	5,445	4,921
November	5,756	5,304
December	5,818	5,412
January	5,818	
February	5,821	
March	5,827	
April	5,827	
May	5,827	
June	5,827	

QUALITY

	Contract Quantity	Contract Base Number	Contract *	Region	England
% of all assessments that were assess and fit appliances (rolling 12 month period)	242	791	30.6%	59.0%	58.6%
% of all assessments that were assess and refuse (rolling 12 month period)	96	791	12.1%	14.3%	11.3%
% of all assessments that were assess and review (rolling 12 month period)	453	791	57.3%	26.7%	30.0%
% of terminated courses where treatment was abandoned or discontinued (rolling 12 month period)	8	254	3.1%	5.5%	7.4%
% of completed treatments indicating that PAR score was taken (year to date)	51	184	27.7%	73.3%	64.3%
Rate of removable appliances per 100 fixed appliances - proposed treatment (rolling 12 month period)	30	450	6.67	3.90	5.53
Rate of removable appliances per 100 fixed appliances - completed treatment (rolling 12 month period)	25	463	5.40	3.89	4.60
% of courses of treatment with removable appliances only - proposed treatment (rolling 12 month period)	13	242	5.4%	2.1%	1.9%
% of courses of treatment with removable appliances only - completed treatment (rolling 12 month period)	5	246	2.0%	1.6%	1.4%
% of patients satisfied with the treatment they have received (rolling 12 month period)	11	12	91.7%	94.3%	95.9%

* Figures in italics indicate that the base number is less than 100.

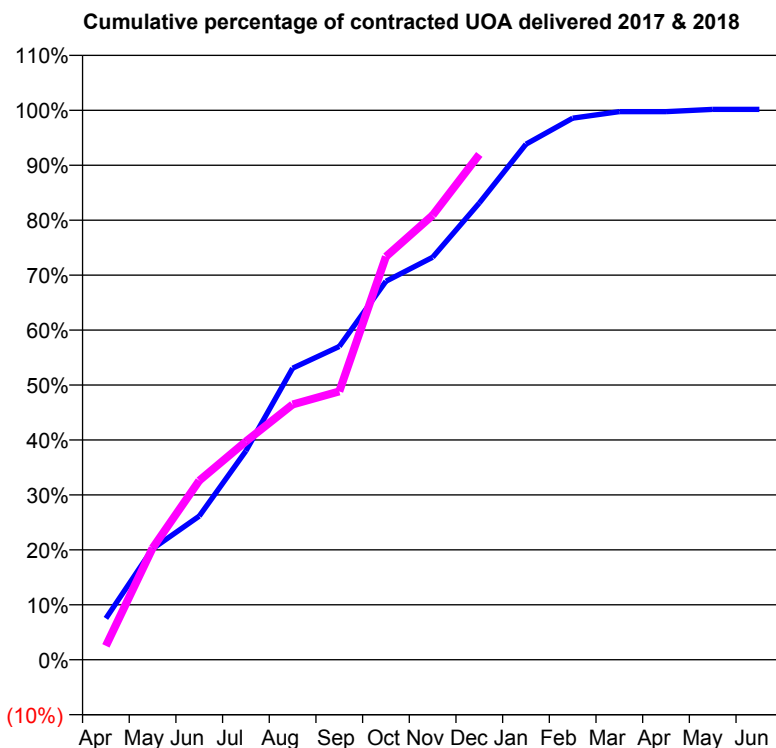
Q61 - Vital Signs Orthodontic At a Glance Contract Report for 199850/0001 - December 2017

Name or company name	The Brace Orthodontic Centre
Contract type name	PDS Contract
Purpose of contract	General and Orthodontic
Contract start date	01/04/2009
Contract end date	31/03/2019

17/18 Contracted general activity (UDA)	0
Carry forward general activity (UDA)	0
17/18 Contracted orthodontic activity (UOA)	5,306
Carry forward orthodontic activity (UOA)	-8
Baseline contract value	£365,129.29

ACCESS

	Contract	England and Wales
24 month ratio of assessments to patient IDs	1.00	1.09

ACTIVITY


Month	Adjusted Scheduled Activity (UOA)	
	2017	2018
April	400	134
May	1,072	1,079
June	1,387	1,730
July	2,017	2,108
August	2,815	2,465
September	3,025	2,591
October	3,655	3,893
November	3,886	4,292
December	4,411	4,880
January	4,978	
February	5,230	
March	5,293	
April	5,293	
May	5,314	
June	5,314	

QUALITY

	Contract Quantity	Contract Base Number	Contract *	Region	England
% of all assessments that were assess and fit appliances (rolling 12 month period)	275	275	100.0%	59.0%	58.6%
% of all assessments that were assess and refuse (rolling 12 month period)	0	275	0.0%	14.3%	11.3%
% of all assessments that were assess and review (rolling 12 month period)	0	275	0.0%	26.7%	30.0%
% of terminated courses where treatment was abandoned or discontinued (rolling 12 month period)	44	340	12.9%	5.5%	7.4%
% of completed treatments indicating that PAR score was taken (year to date)	0	211	0.0%	73.3%	64.3%
Rate of removable appliances per 100 fixed appliances - proposed treatment (rolling 12 month period)	0	547	0.00	3.90	5.53
Rate of removable appliances per 100 fixed appliances - completed treatment (rolling 12 month period)	0	586	0.00	3.89	4.60
% of courses of treatment with removable appliances only - proposed treatment (rolling 12 month period)	0	275	0.0%	2.1%	1.9%
% of courses of treatment with removable appliances only - completed treatment (rolling 12 month period)	0	296	0.0%	1.6%	1.4%
% of patients satisfied with the treatment they have received (rolling 12 month period)	9	9	100.0%	94.3%	95.9%

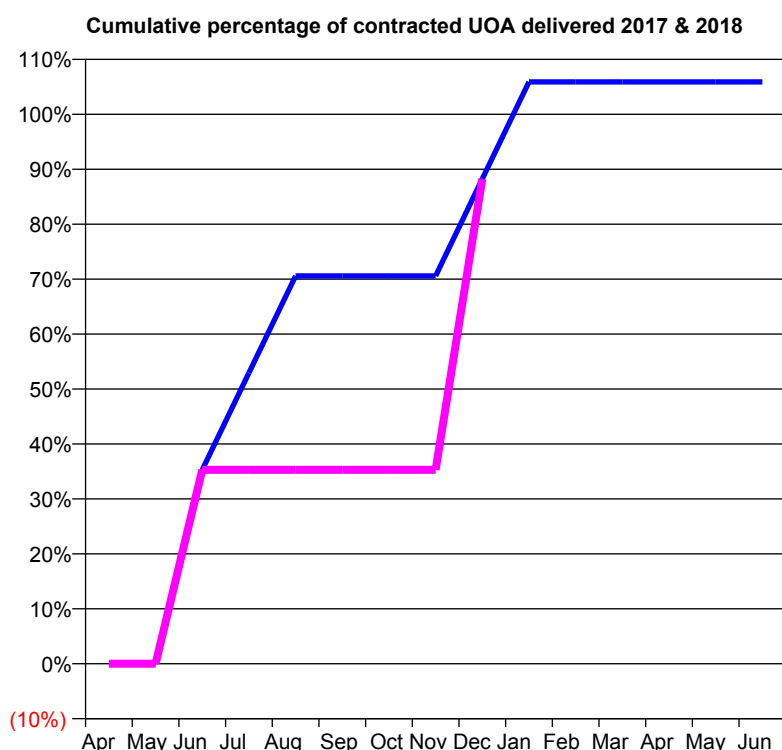
* Figures in italics indicate that the base number is less than 100.

Q61 - Vital Signs Orthodontic At a Glance Contract Report for 215260/0002 - December 2017

Name or company name	MR M WIEDER
Contract type name	GDS Contract
Purpose of contract	General and Orthodontic
Contract start date	01/04/2006
Contract end date	

17/18 Contracted general activity (UDA)	8,606
Carry forward general activity (UDA)	0
17/18 Contracted orthodontic activity (UOA)	119
Carry forward orthodontic activity (UOA)	0
Baseline contract value	£245,262.83

ACCESS	Contract	England and Wales
24 month ratio of assessments to patient IDs	1.00	1.09

ACTIVITY


Month	Adjusted Scheduled Activity (UOA)	
	2017	2018
April	0	0
May	0	0
June	42	42
July	63	42
August	84	42
September	84	42
October	84	42
November	84	42
December	105	105
January	126	
February	126	
March	126	
April	126	
May	126	
June	126	

QUALITY	Contract Quantity	Contract Base Number	Contract *	Region	England
% of all assessments that were assess and fit appliances (rolling 12 month period)	6	6	100.0%	59.0%	58.6%
% of all assessments that were assess and refuse (rolling 12 month period)	0	6	0.0%	14.3%	11.3%
% of all assessments that were assess and review (rolling 12 month period)	0	6	0.0%	26.7%	30.0%
% of terminated courses where treatment was abandoned or discontinued (rolling 12 month period)	0	0	N/A	5.5%	7.4%
% of completed treatments indicating that PAR score was taken (year to date)	0	0	N/A	73.3%	64.3%
Rate of removable appliances per 100 fixed appliances - proposed treatment (rolling 12 month period)	0	11	0.00	3.90	5.53
Rate of removable appliances per 100 fixed appliances - completed treatment (rolling 12 month period)	0	0	N/A	3.89	4.60
% of courses of treatment with removable appliances only - proposed treatment (rolling 12 month period)	0	6	0.0%	2.1%	1.9%
% of courses of treatment with removable appliances only - completed treatment (rolling 12 month period)	0	0	N/A	1.6%	1.4%
% of patients satisfied with the treatment they have received (rolling 12 month period)	0	0	N/A	94.3%	95.9%

* Figures in italics indicate that the base number is less than 100.

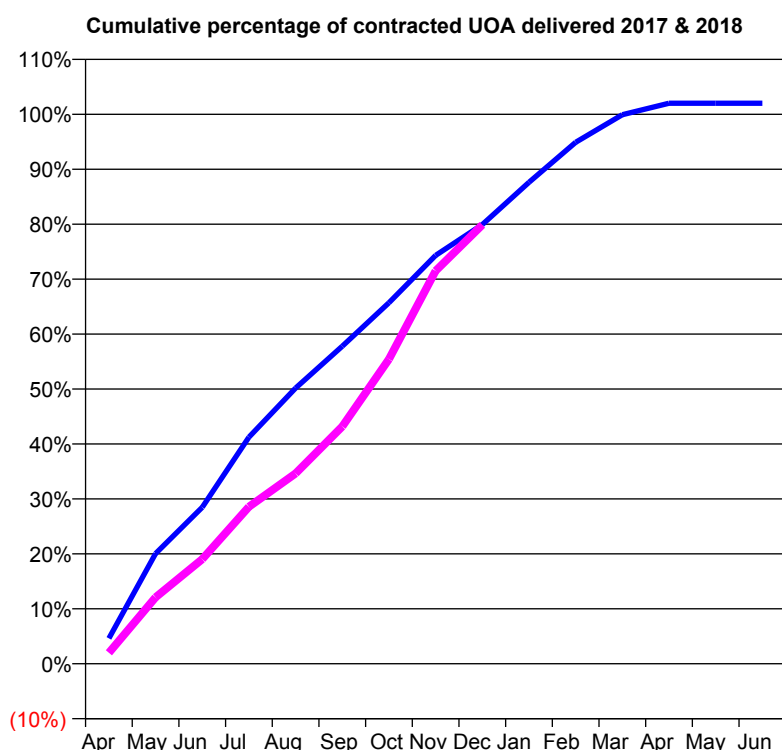
Q61 - Vital Signs Orthodontic At a Glance Contract Report for 221651/0001 - December 2017

Name or company name	MR MM PATEL
Contract type name	PDS Contract
Purpose of contract	Orthodontic
Contract start date	01/04/2006
Contract end date	31/03/2019

17/18 Contracted general activity (UDA)	0
Carry forward general activity (UDA)	0
17/18 Contracted orthodontic activity (UOA)	16,315
Carry forward orthodontic activity (UOA)	-326
Baseline contract value	£1,095,815.48

ACCESS

	Contract	England and Wales
24 month ratio of assessments to patient IDs	1.17	1.09

ACTIVITY


Month	Adjusted Scheduled Activity (UOA)	
	2017	2018
April	755	326
May	3,273	1,972
June	4,648	3,106
July	6,728	4,660
August	8,185	5,651
September	9,427	7,045
October	10,719	9,044
November	12,125	11,664
December	13,041	13,030
January	14,294	
February	15,482	
March	16,303	
April	16,643	
May	16,643	
June	16,643	

QUALITY

	Contract Quantity	Contract Base Number	Contract *	Region	England
% of all assessments that were assess and fit appliances (rolling 12 month period)	776	1,006	77.1%	59.0%	58.6%
% of all assessments that were assess and refuse (rolling 12 month period)	0	1,006	0.0%	14.3%	11.3%
% of all assessments that were assess and review (rolling 12 month period)	230	1,006	22.9%	26.7%	30.0%
% of terminated courses where treatment was abandoned or discontinued (rolling 12 month period)	13	623	2.1%	5.5%	7.4%
% of completed treatments indicating that PAR score was taken (year to date)	423	479	88.3%	73.3%	64.3%
Rate of removable appliances per 100 fixed appliances - proposed treatment (rolling 12 month period)	15	1,524	0.98	3.90	5.53
Rate of removable appliances per 100 fixed appliances - completed treatment (rolling 12 month period)	13	1,191	1.09	3.89	4.60
% of courses of treatment with removable appliances only - proposed treatment (rolling 12 month period)	13	776	1.7%	2.1%	1.9%
% of courses of treatment with removable appliances only - completed treatment (rolling 12 month period)	9	610	1.5%	1.6%	1.4%
% of patients satisfied with the treatment they have received (rolling 12 month period)	12	12	100.0%	94.3%	95.9%

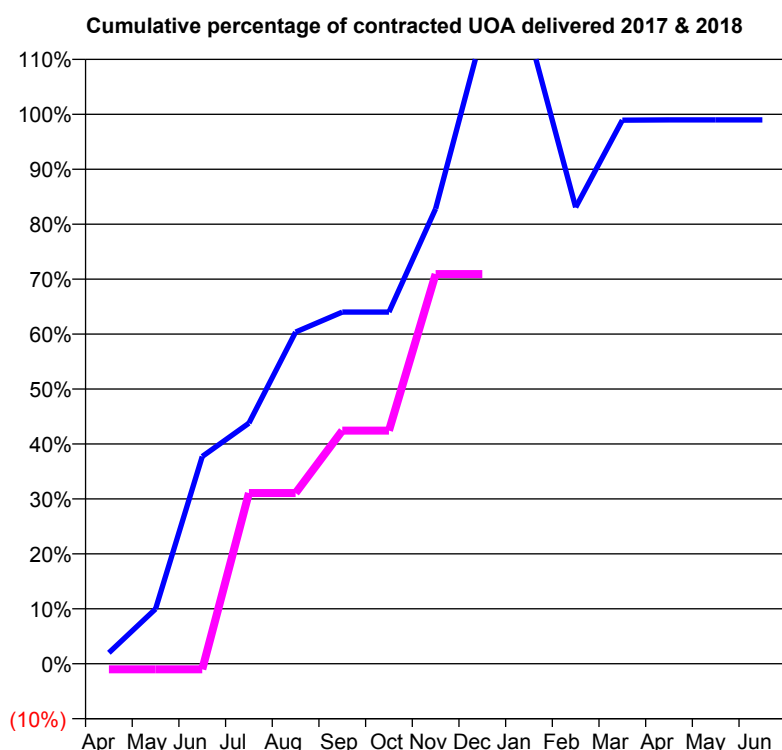
* Figures in italics indicate that the base number is less than 100.

Q61 - Vital Signs Orthodontic At a Glance Contract Report for 230308/0001 - December 2017

Name or company name	MR S HADJ-BAGHERI
Contract type name	PDS Contract
Purpose of contract	Orthodontic
Contract start date	01/04/2006
Contract end date	31/03/2019

17/18 Contracted general activity (UDA)	0
Carry forward general activity (UDA)	0
17/18 Contracted orthodontic activity (UOA)	2,984
Carry forward orthodontic activity (UOA)	31
Baseline contract value	£195,745.21

ACCESS	Contract	England and Wales
24 month ratio of assessments to patient IDs	1.08	1.09

ACTIVITY


Month	Adjusted Scheduled Activity (UOA)	
	2017	2018
April	60	-31
May	298	-31
June	1,126	-31
July	1,307	927
August	1,801	927
September	1,910	1,266
October	1,910	1,266
November	2,471	2,116
December	3,423	2,116
January	3,423	
February	2,478	
March	2,952	
April	2,953	
May	2,953	
June	2,953	

QUALITY	Contract Quantity	Contract Base Number	Contract *	Region	England
% of all assessments that were assess and fit appliances (rolling 12 month period)	123	162	75.9%	59.0%	58.6%
% of all assessments that were assess and refuse (rolling 12 month period)	3	162	1.9%	14.3%	11.3%
% of all assessments that were assess and review (rolling 12 month period)	36	162	22.2%	26.7%	30.0%
% of terminated courses where treatment was abandoned or discontinued (rolling 12 month period)	3	217	1.4%	5.5%	7.4%
% of completed treatments indicating that PAR score was taken (year to date)	64	82	78.0%	73.3%	64.3%
Rate of removable appliances per 100 fixed appliances - proposed treatment (rolling 12 month period)	2	245	0.82	3.90	5.53
Rate of removable appliances per 100 fixed appliances - completed treatment (rolling 12 month period)	6	423	1.42	3.89	4.60
% of courses of treatment with removable appliances only - proposed treatment (rolling 12 month period)	0	123	0.0%	2.1%	1.9%
% of courses of treatment with removable appliances only - completed treatment (rolling 12 month period)	2	214	0.9%	1.6%	1.4%
% of patients satisfied with the treatment they have received (rolling 12 month period)	0	0	N/A	94.3%	95.9%

* Figures in italics indicate that the base number is less than 100.

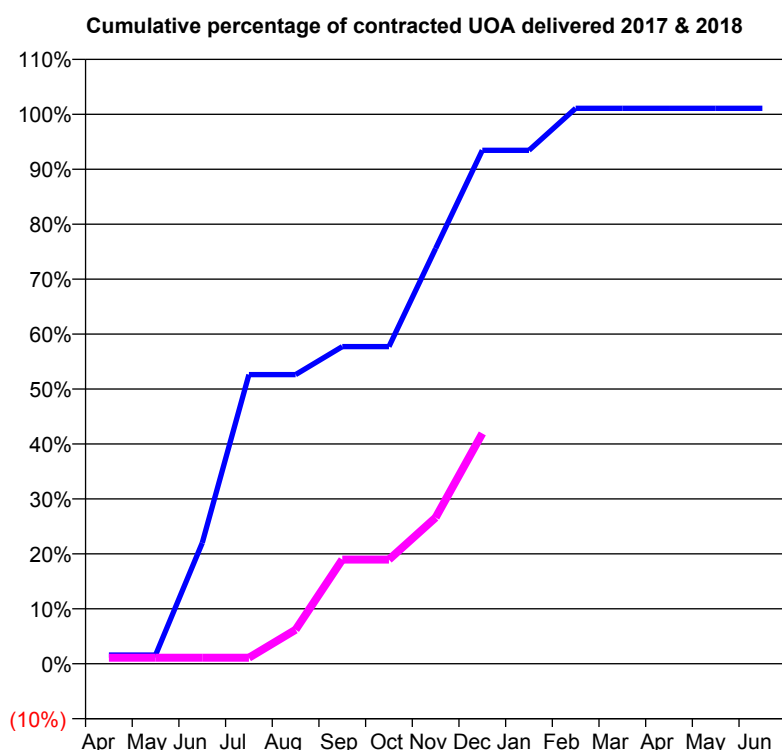
Q61 - Vital Signs Orthodontic At a Glance Contract Report for 234125/0001 - December 2017

Name or company name	MR NI AMIN
Contract type name	GDS Contract
Purpose of contract	General and Orthodontic
Contract start date	01/04/2006
Contract end date	

17/18 Contracted general activity (UDA)	16,536
Carry forward general activity (UDA)	198
17/18 Contracted orthodontic activity (UOA)	823
Carry forward orthodontic activity (UOA)	-9
Baseline contract value	£542,928.04

ACCESS

	Contract	England and Wales
24 month ratio of assessments to patient IDs	1.00	1.09

ACTIVITY


Month	Adjusted Scheduled Activity (UOA)	
	2017	2018
April	13	9
May	13	9
June	181	9
July	433	9
August	433	51
September	475	156
October	475	156
November	622	219
December	769	345
January	769	
February	832	
March	832	
April	832	
May	832	
June	832	

QUALITY

	Contract Quantity	Contract Base Number	Contract *	Region	England
% of all assessments that were assess and fit appliances (rolling 12 month period)	19	19	100.0%	59.0%	58.6%
% of all assessments that were assess and refuse (rolling 12 month period)	0	19	0.0%	14.3%	11.3%
% of all assessments that were assess and review (rolling 12 month period)	0	19	0.0%	26.7%	30.0%
% of terminated courses where treatment was abandoned or discontinued (rolling 12 month period)	0	0	N/A	5.5%	7.4%
% of completed treatments indicating that PAR score was taken (year to date)	0	0	N/A	73.3%	64.3%
Rate of removable appliances per 100 fixed appliances - proposed treatment (rolling 12 month period)	0	38	0.00	3.90	5.53
Rate of removable appliances per 100 fixed appliances - completed treatment (rolling 12 month period)	0	0	N/A	3.89	4.60
% of courses of treatment with removable appliances only - proposed treatment (rolling 12 month period)	0	19	0.0%	2.1%	1.9%
% of courses of treatment with removable appliances only - completed treatment (rolling 12 month period)	0	0	N/A	1.6%	1.4%
% of patients satisfied with the treatment they have received (rolling 12 month period)	0	0	N/A	94.3%	95.9%

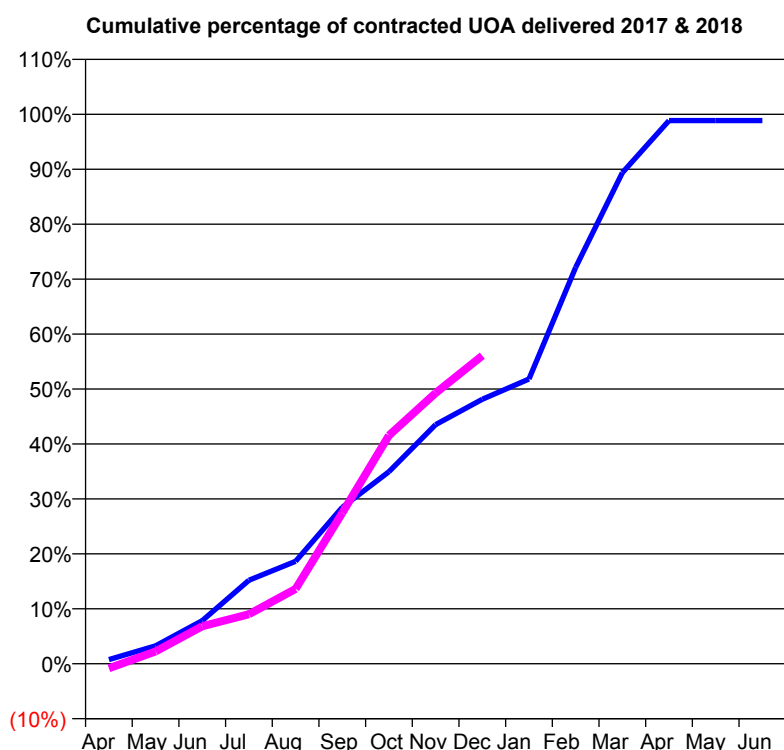
* Figures in italics indicate that the base number is less than 100.

Q61 - Vital Signs Orthodontic At a Glance Contract Report for 250643/0001 - December 2017

Name or company name	MISS SY BHUIYAN
Contract type name	GDS Contract
Purpose of contract	General and Orthodontic
Contract start date	01/06/2015
Contract end date	

17/18 Contracted general activity (UDA)	5,300
Carry forward general activity (UDA)	-26
17/18 Contracted orthodontic activity (UOA)	6,850
Carry forward orthodontic activity (UOA)	78
Baseline contract value	£721,557.38

ACCESS	Contract	England and Wales
24 month ratio of assessments to patient IDs	1.00	1.09

ACTIVITY


Month	Adjusted Scheduled Activity (UOA)	
	2017	2018
April	53	-57
May	223	153
June	538	468
July	1,042	617
August	1,277	934
September	1,951	1,881
October	2,394	2,847
November	2,982	3,376
December	3,297	3,840
January	3,549	
February	4,941	
March	6,121	
April	6,772	
May	6,772	
June	6,772	

QUALITY	Contract Quantity	Contract Base Number	Contract *	Region	England
% of all assessments that were assess and fit appliances (rolling 12 month period)	352	352	100.0%	59.0%	58.6%
% of all assessments that were assess and refuse (rolling 12 month period)	0	352	0.0%	14.3%	11.3%
% of all assessments that were assess and review (rolling 12 month period)	0	352	0.0%	26.7%	30.0%
% of terminated courses where treatment was abandoned or discontinued (rolling 12 month period)	21	299	7.0%	5.5%	7.4%
% of completed treatments indicating that PAR score was taken (year to date)	68	180	37.8%	73.3%	64.3%
Rate of removable appliances per 100 fixed appliances - proposed treatment (rolling 12 month period)	0	0	N/A	3.90	5.53
Rate of removable appliances per 100 fixed appliances - completed treatment (rolling 12 month period)	0	0	N/A	3.89	4.60
% of courses of treatment with removable appliances only - proposed treatment (rolling 12 month period)	0	352	0.0%	2.1%	1.9%
% of courses of treatment with removable appliances only - completed treatment (rolling 12 month period)	0	278	0.0%	1.6%	1.4%
% of patients satisfied with the treatment they have received (rolling 12 month period)	7	7	100.0%	94.3%	95.9%

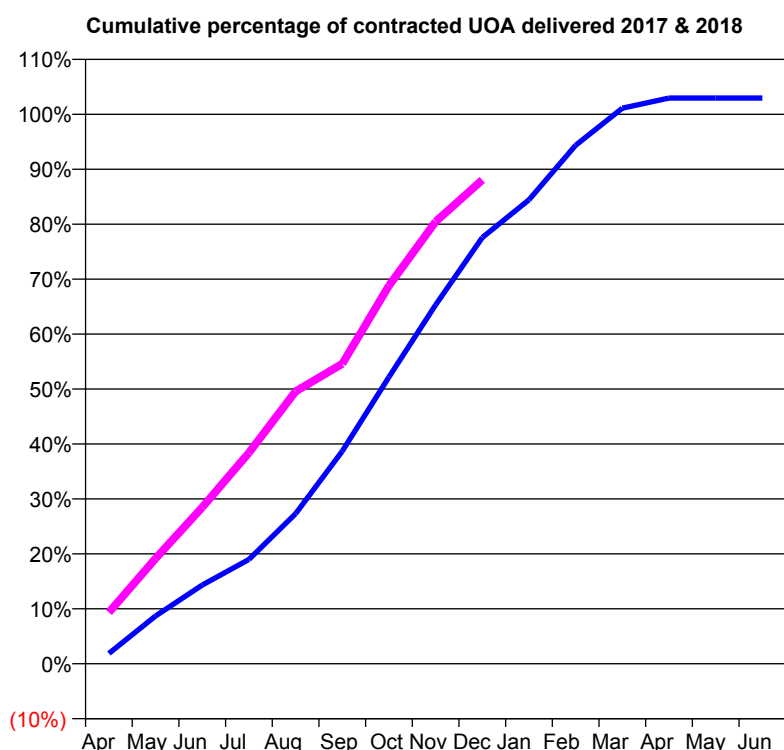
* Figures in italics indicate that the base number is less than 100.

Q61 - Vital Signs Orthodontic At a Glance Contract Report for 272825/0001 - December 2017

Name or company name	MR MN TALATI
Contract type name	PDS Contract
Purpose of contract	Orthodontic
Contract start date	01/11/2008
Contract end date	31/03/2019

17/18 Contracted general activity (UDA)	0
Carry forward general activity (UDA)	0
17/18 Contracted orthodontic activity (UOA)	3,424
Carry forward orthodontic activity (UOA)	-68
Baseline contract value	£240,536.65

ACCESS	Contract	England and Wales
24 month ratio of assessments to patient IDs	1.00	1.09

ACTIVITY


Month	Adjusted Scheduled Activity (UOA)	
	2017	2018
April	64	320
May	298	656
June	491	975
July	650	1,315
August	935	1,697
September	1,325	1,869
October	1,787	2,356
November	2,236	2,755
December	2,656	3,015
January	2,891	
February	3,231	
March	3,462	
April	3,525	
May	3,525	
June	3,525	

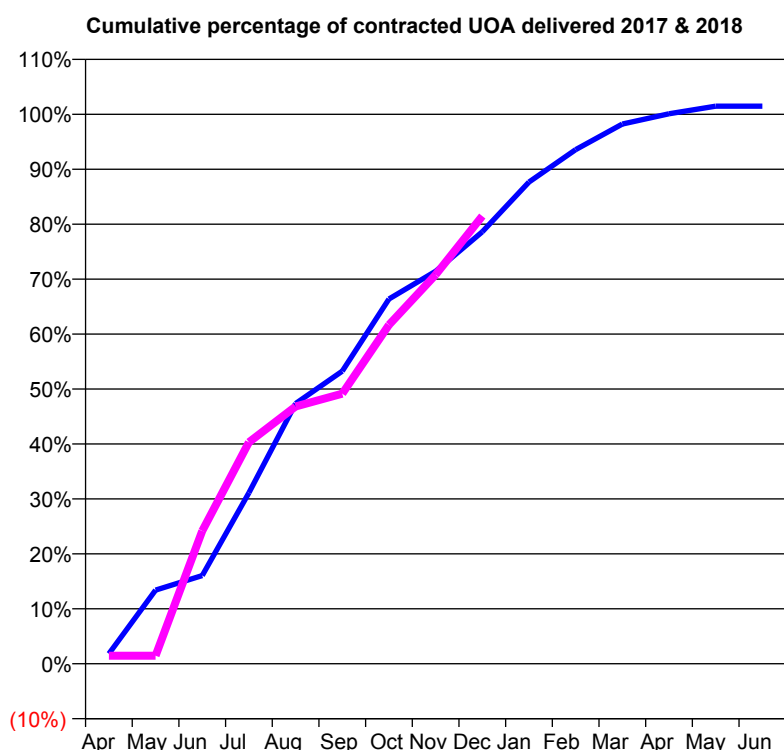
QUALITY	Contract Quantity	Contract Base Number	Contract *	Region	England
% of all assessments that were assess and fit appliances (rolling 12 month period)	189	189	100.0%	59.0%	58.6%
% of all assessments that were assess and refuse (rolling 12 month period)	0	189	0.0%	14.3%	11.3%
% of all assessments that were assess and review (rolling 12 month period)	0	189	0.0%	26.7%	30.0%
% of terminated courses where treatment was abandoned or discontinued (rolling 12 month period)	7	126	5.6%	5.5%	7.4%
% of completed treatments indicating that PAR score was taken (year to date)	76	86	88.4%	73.3%	64.3%
Rate of removable appliances per 100 fixed appliances - proposed treatment (rolling 12 month period)	12	358	3.35	3.90	5.53
Rate of removable appliances per 100 fixed appliances - completed treatment (rolling 12 month period)	2	80	2.50	3.89	4.60
% of courses of treatment with removable appliances only - proposed treatment (rolling 12 month period)	6	189	3.2%	2.1%	1.9%
% of courses of treatment with removable appliances only - completed treatment (rolling 12 month period)	2	119	1.7%	1.6%	1.4%
% of patients satisfied with the treatment they have received (rolling 12 month period)	2	3	66.7%	94.3%	95.9%

* Figures in italics indicate that the base number is less than 100.

Q61 - Vital Signs Orthodontic At a Glance Contract Report for 330884/0001 - December 2017

Name or company name	MR SJ HARIA	17/18 Contracted general activity (UDA)	0
Contract type name	PDS Contract	Carry forward general activity (UDA)	0
Purpose of contract	Orthodontic	17/18 Contracted orthodontic activity (UOA)	13,615
Contract start date	01/04/2006	Carry forward orthodontic activity (UOA)	-200
Contract end date	31/03/2019	Baseline contract value	£892,907.03

ACCESS	Contract	England and Wales
24 month ratio of assessments to patient IDs	1.01	1.09

ACTIVITY


Month	Adjusted Scheduled Activity (UOA)	
	2017	2018
April	248	200
May	1,827	200
June	2,184	3,291
July	4,237	5,488
August	6,447	6,376
September	7,250	6,691
October	9,037	8,396
November	9,724	9,639
December	10,702	11,092
January	11,937	
February	12,739	
March	13,373	
April	13,626	
May	13,815	
June	13,815	

QUALITY

	Contract Quantity	Contract Base Number	Contract *	Region	England
% of all assessments that were assess and fit appliances (rolling 12 month period)	669	854	78.3%	59.0%	58.6%
% of all assessments that were assess and refuse (rolling 12 month period)	110	854	12.9%	14.3%	11.3%
% of all assessments that were assess and review (rolling 12 month period)	75	854	8.8%	26.7%	30.0%
% of terminated courses where treatment was abandoned or discontinued (rolling 12 month period)	10	517	1.9%	5.5%	7.4%
% of completed treatments indicating that PAR score was taken (year to date)	381	383	99.5%	73.3%	64.3%
Rate of removable appliances per 100 fixed appliances - proposed treatment (rolling 12 month period)	47	1,305	3.60	3.90	5.53
Rate of removable appliances per 100 fixed appliances - completed treatment (rolling 12 month period)	20	978	2.04	3.89	4.60
% of courses of treatment with removable appliances only - proposed treatment (rolling 12 month period)	12	669	1.8%	2.1%	1.9%
% of courses of treatment with removable appliances only - completed treatment (rolling 12 month period)	9	507	1.8%	1.6%	1.4%
% of patients satisfied with the treatment they have received (rolling 12 month period)	12	13	92.3%	94.3%	95.9%

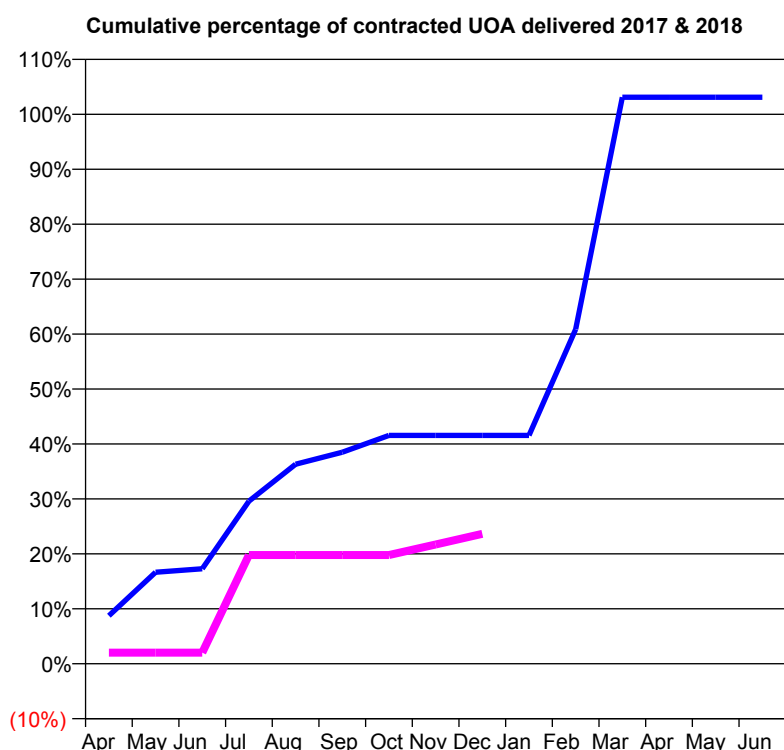
* Figures in italics indicate that the base number is less than 100.

Q61 - Vital Signs Orthodontic At a Glance Contract Report for 388904/0001 - December 2017

Name or company name	DR AM COHEN
Contract type name	PDS Contract
Purpose of contract	Orthodontic
Contract start date	01/04/2006
Contract end date	31/03/2019

17/18 Contracted general activity (UDA)	0
Carry forward general activity (UDA)	0
17/18 Contracted orthodontic activity (UOA)	1,087
Carry forward orthodontic activity (UOA)	-22
Baseline contract value	£74,628.39

ACCESS	Contract	England and Wales
24 month ratio of assessments to patient IDs	1.00	1.09

ACTIVITY


Month	Adjusted Scheduled Activity (UOA)	
	2017	2018
April	95	22
May	181	22
June	188	22
July	322	215
August	395	215
September	419	215
October	452	215
November	452	236
December	452	257
January	452	
February	662	
March	1,121	
April	1,121	
May	1,121	
June	1,121	

QUALITY	Contract Quantity	Contract Base Number	Contract *	Region	England
% of all assessments that were assess and fit appliances (rolling 12 month period)	47	47	100.0%	59.0%	58.6%
% of all assessments that were assess and refuse (rolling 12 month period)	0	47	0.0%	14.3%	11.3%
% of all assessments that were assess and review (rolling 12 month period)	0	47	0.0%	26.7%	30.0%
% of terminated courses where treatment was abandoned or discontinued (rolling 12 month period)	4	26	15.4%	5.5%	7.4%
% of completed treatments indicating that PAR score was taken (year to date)	12	12	100.0%	73.3%	64.3%
Rate of removable appliances per 100 fixed appliances - proposed treatment (rolling 12 month period)	10	86	11.63	3.90	5.53
Rate of removable appliances per 100 fixed appliances - completed treatment (rolling 12 month period)	5	30	16.67	3.89	4.60
% of courses of treatment with removable appliances only - proposed treatment (rolling 12 month period)	4	47	8.5%	2.1%	1.9%
% of courses of treatment with removable appliances only - completed treatment (rolling 12 month period)	2	22	9.1%	1.6%	1.4%
% of patients satisfied with the treatment they have received (rolling 12 month period)	1	1	100.0%	94.3%	95.9%

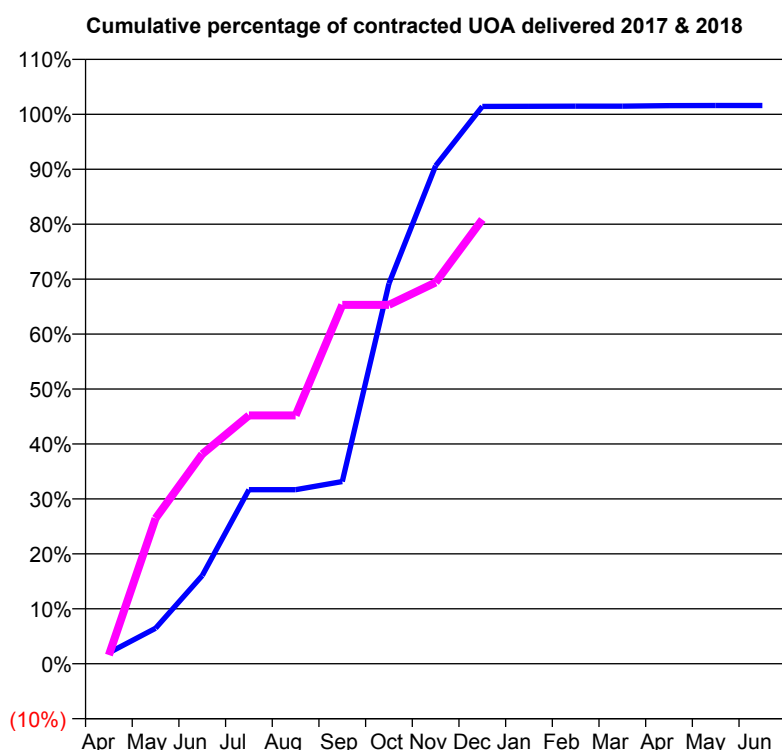
* Figures in italics indicate that the base number is less than 100.

Q61 - Vital Signs Orthodontic At a Glance Contract Report for 555770/0002 - December 2017

Name or company name	MR GI GILBERT
Contract type name	PDS Contract
Purpose of contract	Orthodontic
Contract start date	04/11/2006
Contract end date	31/03/2019

17/18 Contracted general activity (UDA)	0
Carry forward general activity (UDA)	0
17/18 Contracted orthodontic activity (UOA)	4,233
Carry forward orthodontic activity (UOA)	-67
Baseline contract value	£285,083.53

ACCESS	Contract	England and Wales
24 month ratio of assessments to patient IDs	1.04	1.09

ACTIVITY


Month	Adjusted Scheduled Activity (UOA)	
	2017	2018
April	85	67
May	274	1,120
June	679	1,615
July	1,341	1,913
August	1,341	1,913
September	1,404	2,765
October	2,929	2,765
November	3,836	2,937
December	4,293	3,422
January	4,294	
February	4,295	
March	4,295	
April	4,299	
May	4,300	
June	4,300	

QUALITY	Contract Quantity	Contract Base Number	Contract *	Region	England
% of all assessments that were assess and fit appliances (rolling 12 month period)	176	184	95.7%	59.0%	58.6%
% of all assessments that were assess and refuse (rolling 12 month period)	3	184	1.6%	14.3%	11.3%
% of all assessments that were assess and review (rolling 12 month period)	5	184	2.7%	26.7%	30.0%
% of terminated courses where treatment was abandoned or discontinued (rolling 12 month period)	7	232	3.0%	5.5%	7.4%
% of completed treatments indicating that PAR score was taken (year to date)	149	179	83.2%	73.3%	64.3%
Rate of removable appliances per 100 fixed appliances - proposed treatment (rolling 12 month period)	23	309	7.44	3.90	5.53
Rate of removable appliances per 100 fixed appliances - completed treatment (rolling 12 month period)	97	379	25.59	3.89	4.60
% of courses of treatment with removable appliances only - proposed treatment (rolling 12 month period)	16	176	9.1%	2.1%	1.9%
% of courses of treatment with removable appliances only - completed treatment (rolling 12 month period)	13	225	5.8%	1.6%	1.4%
% of patients satisfied with the treatment they have received (rolling 12 month period)	5	5	100.0%	94.3%	95.9%

* Figures in italics indicate that the base number is less than 100.

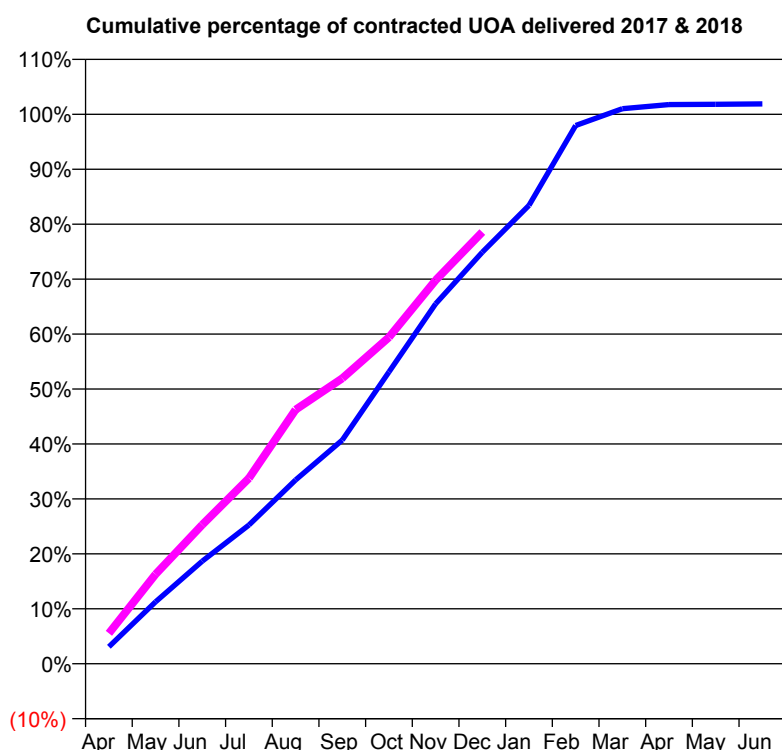
Q61 - Vital Signs Orthodontic At a Glance Contract Report for 556459/0002 - December 2017

Name or company name	MR GP DINDOL
Contract type name	GDS Contract
Purpose of contract	General and Orthodontic
Contract start date	19/07/2008
Contract end date	

17/18 Contracted general activity (UDA)	5,459
Carry forward general activity (UDA)	-109
17/18 Contracted orthodontic activity (UOA)	2,491
Carry forward orthodontic activity (UOA)	-47
Baseline contract value	£524,142.07

ACCESS	Contract	England and Wales
--------	----------	-------------------

24 month ratio of assessments to patient IDs	1.21	1.09
--	------	------

ACTIVITY


Month	Adjusted Scheduled Activity (UOA)	
	2017	2018
April	77	138
May	281	406
June	465	630
July	629	841
August	833	1,152
September	1,014	1,294
October	1,323	1,480
November	1,632	1,739
December	1,866	1,957
January	2,078	
February	2,440	
March	2,516	
April	2,535	
May	2,536	
June	2,538	

QUALITY	Contract Quantity	Contract Base Number	Contract *	Region	England
% of all assessments that were assess and fit appliances (rolling 12 month period)	112	410	27.3%	59.0%	58.6%
% of all assessments that were assess and refuse (rolling 12 month period)	91	410	22.2%	14.3%	11.3%
% of all assessments that were assess and review (rolling 12 month period)	207	410	50.5%	26.7%	30.0%
% of terminated courses where treatment was abandoned or discontinued (rolling 12 month period)	10	115	8.7%	5.5%	7.4%
% of completed treatments indicating that PAR score was taken (year to date)	14	78	17.9%	73.3%	64.3%
Rate of removable appliances per 100 fixed appliances - proposed treatment (rolling 12 month period)	0	2	0.00	3.90	5.53
Rate of removable appliances per 100 fixed appliances - completed treatment (rolling 12 month period)	0	0	N/A	3.89	4.60
% of courses of treatment with removable appliances only - proposed treatment (rolling 12 month period)	0	112	0.0%	2.1%	1.9%
% of courses of treatment with removable appliances only - completed treatment (rolling 12 month period)	0	105	0.0%	1.6%	1.4%
% of patients satisfied with the treatment they have received (rolling 12 month period)	2	2	100.0%	94.3%	95.9%

* Figures in italics indicate that the base number is less than 100.

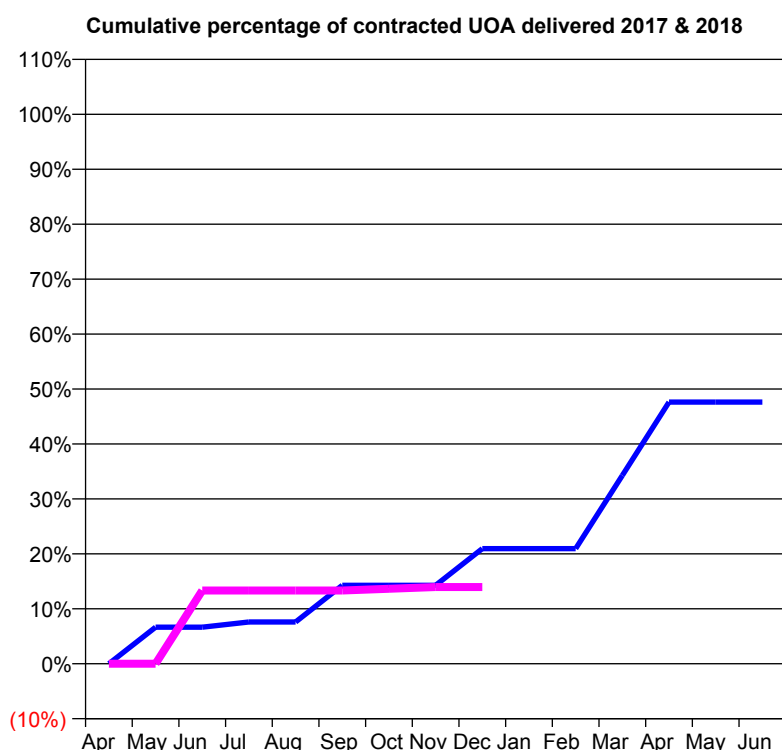
Q61 - Vital Signs Orthodontic At a Glance Contract Report for 574732/0001 - December 2017

Name or company name	MR B LILADHAR
Contract type name	GDS Contract
Purpose of contract	General and Orthodontic
Contract start date	01/04/2006
Contract end date	

17/18 Contracted general activity (UDA)	3,503
Carry forward general activity (UDA)	0
17/18 Contracted orthodontic activity (UOA)	315
Carry forward orthodontic activity (UOA)	0
Baseline contract value	£128,882.56

ACCESS	Contract	England and Wales
--------	----------	-------------------

24 month ratio of assessments to patient IDs	1.00	1.09
--	------	------

ACTIVITY


Month	Adjusted Scheduled Activity (UOA)	
	2017	2018
April	0	0
May	21	0
June	21	42
July	24	42
August	24	42
September	45	42
October	45	43
November	45	44
December	66	44
January	66	
February	66	
March	108	
April	150	
May	150	
June	150	

QUALITY	Contract Quantity	Contract Base Number	Contract *	Region	England
% of all assessments that were assess and fit appliances (rolling 12 month period)	6	8	75.0%	59.0%	58.6%
% of all assessments that were assess and refuse (rolling 12 month period)	0	8	0.0%	14.3%	11.3%
% of all assessments that were assess and review (rolling 12 month period)	2	8	25.0%	26.7%	30.0%
% of terminated courses where treatment was abandoned or discontinued (rolling 12 month period)	2	11	18.2%	5.5%	7.4%
% of completed treatments indicating that PAR score was taken (year to date)	9	9	100.0%	73.3%	64.3%
Rate of removable appliances per 100 fixed appliances - proposed treatment (rolling 12 month period)	1	11	9.09	3.90	5.53
Rate of removable appliances per 100 fixed appliances - completed treatment (rolling 12 month period)	1	17	5.88	3.89	4.60
% of courses of treatment with removable appliances only - proposed treatment (rolling 12 month period)	0	6	0.0%	2.1%	1.9%
% of courses of treatment with removable appliances only - completed treatment (rolling 12 month period)	0	9	0.0%	1.6%	1.4%
% of patients satisfied with the treatment they have received (rolling 12 month period)	0	0	N/A	94.3%	95.9%

* Figures in italics indicate that the base number is less than 100.

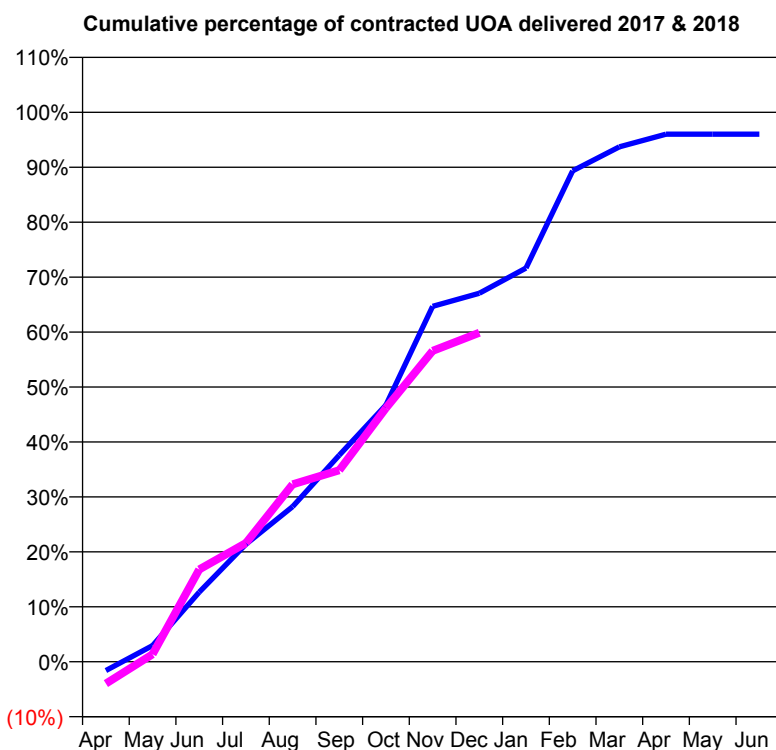
Q61 - Vital Signs Orthodontic At a Glance Contract Report for 575135/0001 - December 2017

Name or company name	MRS LC LYONS
Contract type name	PDS Contract
Purpose of contract	Orthodontic
Contract start date	01/04/2006
Contract end date	31/03/2019

17/18 Contracted general activity (UDA)	0
Carry forward general activity (UDA)	0
17/18 Contracted orthodontic activity (UOA)	3,152
Carry forward orthodontic activity (UOA)	126
Baseline contract value	£212,207.55

ACCESS

	Contract	England and Wales
24 month ratio of assessments to patient IDs	1.31	1.09

ACTIVITY


Month	Adjusted Scheduled Activity (UOA)	
	2017	2018
April	-51	-126
May	93	43
June	400	530
July	674	681
August	890	1,018
September	1,185	1,099
October	1,473	1,455
November	2,039	1,783
December	2,114	1,887
January	2,258	
February	2,816	
March	2,954	
April	3,026	
May	3,026	
June	3,026	

QUALITY

	Contract Quantity	Contract Base Number	Contract *	Region	England
% of all assessments that were assess and fit appliances (rolling 12 month period)	125	442	28.3%	59.0%	58.6%
% of all assessments that were assess and refuse (rolling 12 month period)	70	442	15.8%	14.3%	11.3%
% of all assessments that were assess and review (rolling 12 month period)	247	442	55.9%	26.7%	30.0%
% of terminated courses where treatment was abandoned or discontinued (rolling 12 month period)	35	121	28.9%	5.5%	7.4%
% of completed treatments indicating that PAR score was taken (year to date)	58	59	98.3%	73.3%	64.3%
Rate of removable appliances per 100 fixed appliances - proposed treatment (rolling 12 month period)	38	239	15.90	3.90	5.53
Rate of removable appliances per 100 fixed appliances - completed treatment (rolling 12 month period)	9	158	5.70	3.89	4.60
% of courses of treatment with removable appliances only - proposed treatment (rolling 12 month period)	2	125	1.6%	2.1%	1.9%
% of courses of treatment with removable appliances only - completed treatment (rolling 12 month period)	2	86	2.3%	1.6%	1.4%
% of patients satisfied with the treatment they have received (rolling 12 month period)	4	4	100.0%	94.3%	95.9%

* Figures in italics indicate that the base number is less than 100.

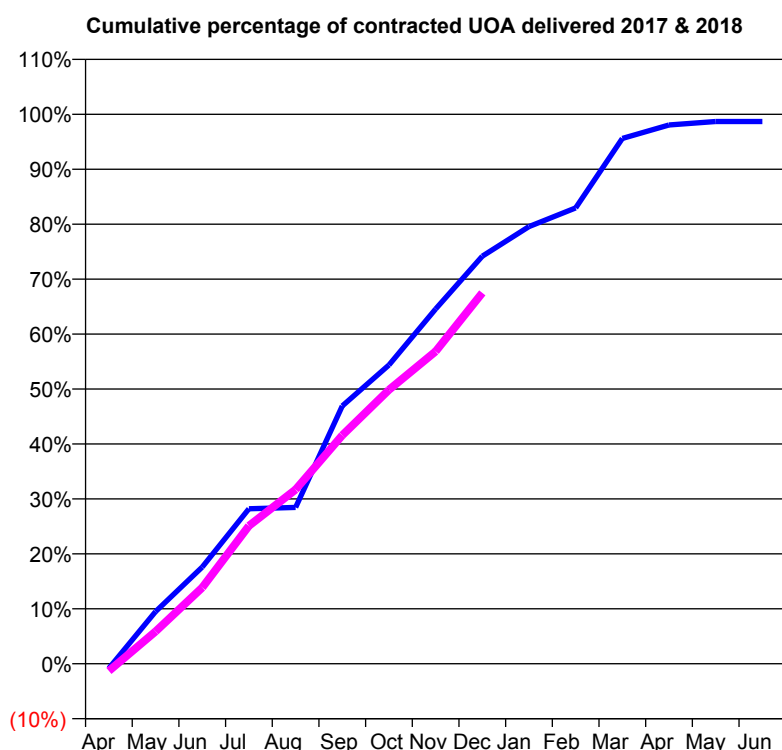
Q61 - Vital Signs Orthodontic At a Glance Contract Report for 631752/0002 - December 2017

Name or company name	Mr HA Patel
Contract type name	PDS Contract
Purpose of contract	Orthodontic
Contract start date	01/04/2006
Contract end date	31/03/2019

17/18 Contracted general activity (UDA)	0
Carry forward general activity (UDA)	0
17/18 Contracted orthodontic activity (UOA)	19,261
Carry forward orthodontic activity (UOA)	254
Baseline contract value	£1,263,224.22

ACCESS

	Contract	England and Wales
24 month ratio of assessments to patient IDs	1.01	1.09

ACTIVITY


Month	Adjusted Scheduled Activity (UOA)	
	2017	2018
April	-161	-254
May	1,829	1,132
June	3,393	2,673
July	5,434	4,833
August	5,481	6,106
September	9,037	8,007
October	10,471	9,605
November	12,435	10,947
December	14,286	13,002
January	15,325	
February	15,978	
March	18,412	
April	18,887	
May	19,006	
June	19,007	

QUALITY

	Contract Quantity	Contract Base Number	Contract *	Region	England
% of all assessments that were assess and fit appliances (rolling 12 month period)	826	1,768	46.7%	59.0%	58.6%
% of all assessments that were assess and refuse (rolling 12 month period)	476	1,768	26.9%	14.3%	11.3%
% of all assessments that were assess and review (rolling 12 month period)	466	1,768	26.4%	26.7%	30.0%
% of terminated courses where treatment was abandoned or discontinued (rolling 12 month period)	28	1,535	1.8%	5.5%	7.4%
% of completed treatments indicating that PAR score was taken (year to date)	657	682	96.3%	73.3%	64.3%
Rate of removable appliances per 100 fixed appliances - proposed treatment (rolling 12 month period)	128	1,621	7.90	3.90	5.53
Rate of removable appliances per 100 fixed appliances - completed treatment (rolling 12 month period)	247	2,937	8.41	3.89	4.60
% of courses of treatment with removable appliances only - proposed treatment (rolling 12 month period)	15	826	1.8%	2.1%	1.9%
% of courses of treatment with removable appliances only - completed treatment (rolling 12 month period)	27	1,507	1.8%	1.6%	1.4%
% of patients satisfied with the treatment they have received (rolling 12 month period)	25	26	96.2%	94.3%	95.9%

* Figures in italics indicate that the base number is less than 100.

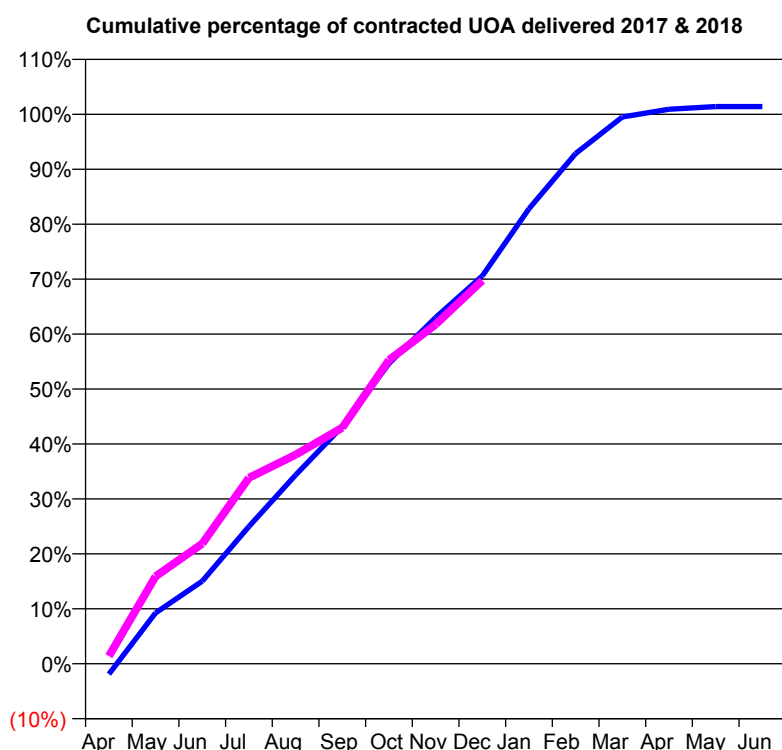
Q61 - Vital Signs Orthodontic At a Glance Contract Report for 631752/0003 - December 2017

Name or company name	Mr HA Patel
Contract type name	PDS Contract
Purpose of contract	Orthodontic
Contract start date	01/04/2006
Contract end date	31/03/2019

17/18 Contracted general activity (UDA)	0
Carry forward general activity (UDA)	0
17/18 Contracted orthodontic activity (UOA)	18,029
Carry forward orthodontic activity (UOA)	-251
Baseline contract value	£1,209,797.69

ACCESS

	Contract	England and Wales
24 month ratio of assessments to patient IDs	1.01	1.09

ACTIVITY


Month	Adjusted Scheduled Activity (UOA)	
	2017	2018
April	-343	251
May	1,668	2,867
June	2,712	3,940
July	4,506	6,102
August	6,191	6,860
September	7,785	7,744
October	9,852	9,966
November	11,358	11,131
December	12,727	12,578
January	14,932	
February	16,740	
March	17,941	
April	18,195	
May	18,280	
June	18,280	

QUALITY

	Contract Quantity	Contract Base Number	Contract *	Region	England
% of all assessments that were assess and fit appliances (rolling 12 month period)	836	1,500	55.7%	59.0%	58.6%
% of all assessments that were assess and refuse (rolling 12 month period)	324	1,500	21.6%	14.3%	11.3%
% of all assessments that were assess and review (rolling 12 month period)	340	1,500	22.7%	26.7%	30.0%
% of terminated courses where treatment was abandoned or discontinued (rolling 12 month period)	68	915	7.4%	5.5%	7.4%
% of completed treatments indicating that PAR score was taken (year to date)	592	615	96.3%	73.3%	64.3%
Rate of removable appliances per 100 fixed appliances - proposed treatment (rolling 12 month period)	68	1,628	4.18	3.90	5.53
Rate of removable appliances per 100 fixed appliances - completed treatment (rolling 12 month period)	101	1,628	6.20	3.89	4.60
% of courses of treatment with removable appliances only - proposed treatment (rolling 12 month period)	15	836	1.8%	2.1%	1.9%
% of courses of treatment with removable appliances only - completed treatment (rolling 12 month period)	12	847	1.4%	1.6%	1.4%
% of patients satisfied with the treatment they have received (rolling 12 month period)	12	12	100.0%	94.3%	95.9%

* Figures in italics indicate that the base number is less than 100.

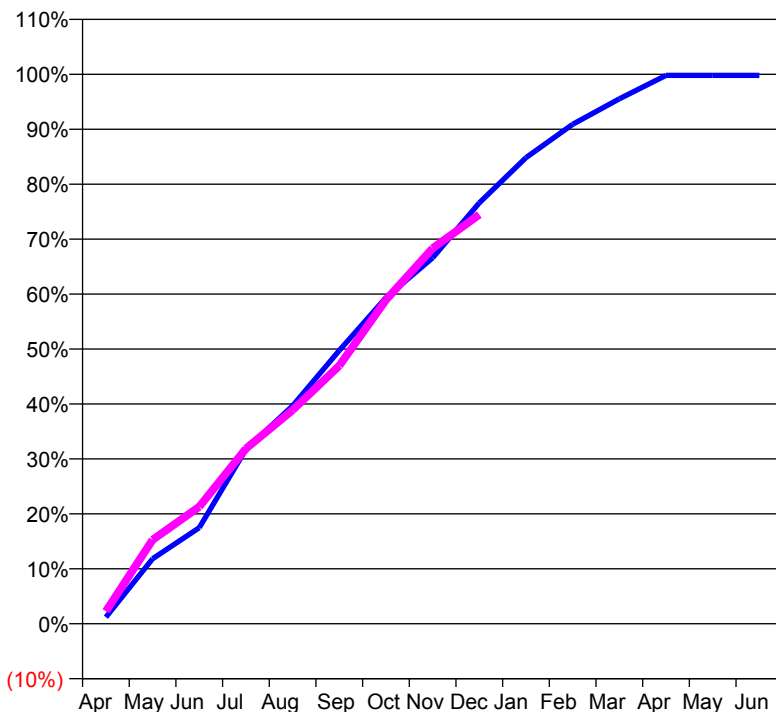
Q61 - Vital Signs Orthodontic At a Glance Contract Report for 631752/0004 - December 2017

Name or company name	MR HA PATEL
Contract type name	PDS Contract
Purpose of contract	Orthodontic
Contract start date	01/04/2006
Contract end date	31/03/2019

17/18 Contracted general activity (UDA)	0
Carry forward general activity (UDA)	0
17/18 Contracted orthodontic activity (UOA)	25,678
Carry forward orthodontic activity (UOA)	50
Baseline contract value	£1,732,379.99

ACCESS

	Contract	England and Wales
24 month ratio of assessments to patient IDs	1.01	1.09

ACTIVITY
Cumulative percentage of contracted UOA delivered 2017 & 2018

Adjusted Scheduled Activity (UOA)

Month	2017	2018
April	310	580
May	3,035	3,924
June	4,492	5,465
July	8,154	8,182
August	10,188	9,988
September	12,769	12,058
October	15,239	15,131
November	17,102	17,544
December	19,671	19,120
January	21,784	
February	23,337	
March	24,530	
April	25,627	
May	25,628	
June	25,628	

QUALITY

	Contract Quantity	Contract Base Number	Contract *	Region	England
% of all assessments that were assess and fit appliances (rolling 12 month period)	1,188	1,622	73.2%	59.0%	58.6%
% of all assessments that were assess and refuse (rolling 12 month period)	223	1,622	13.7%	14.3%	11.3%
% of all assessments that were assess and review (rolling 12 month period)	211	1,622	13.0%	26.7%	30.0%
% of terminated courses where treatment was abandoned or discontinued (rolling 12 month period)	35	1,139	3.1%	5.5%	7.4%
% of completed treatments indicating that PAR score was taken (year to date)	900	906	99.3%	73.3%	64.3%
Rate of removable appliances per 100 fixed appliances - proposed treatment (rolling 12 month period)	108	2,341	4.61	3.90	5.53
Rate of removable appliances per 100 fixed appliances - completed treatment (rolling 12 month period)	111	2,183	5.08	3.89	4.60
% of courses of treatment with removable appliances only - proposed treatment (rolling 12 month period)	12	1,188	1.0%	2.1%	1.9%
% of courses of treatment with removable appliances only - completed treatment (rolling 12 month period)	8	1,104	0.7%	1.6%	1.4%
% of patients satisfied with the treatment they have received (rolling 12 month period)	19	21	90.5%	94.3%	95.9%

* Figures in italics indicate that the base number is less than 100.

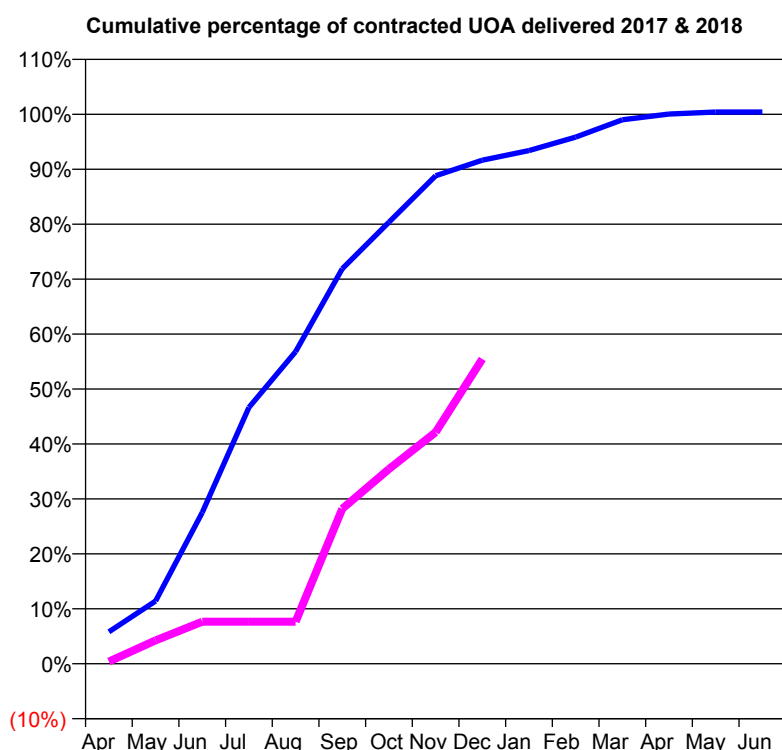
Q61 - Vital Signs Orthodontic At a Glance Contract Report for 631752/0005 - December 2017

Name or company name	Angle House Orthodontics Ltd.
Contract type name	PDS Contract
Purpose of contract	Orthodontic
Contract start date	01/04/2015
Contract end date	31/03/2019

17/18 Contracted general activity (UDA)	0
Carry forward general activity (UDA)	0
17/18 Contracted orthodontic activity (UOA)	6,000
Carry forward orthodontic activity (UOA)	-24
Baseline contract value	£364,340.98

ACCESS

	Contract	England and Wales
24 month ratio of assessments to patient IDs	1.00	1.09

ACTIVITY


Month	Adjusted Scheduled Activity (UOA)	
	2017	2018
April	348	24
May	685	255
June	1,652	459
July	2,799	459
August	3,408	459
September	4,313	1,693
October	4,821	2,126
November	5,328	2,528
December	5,498	3,327
January	5,603	
February	5,750	
March	5,940	
April	6,003	
May	6,024	
June	6,024	

QUALITY

	Contract Quantity	Contract Base Number	Contract *	Region	England
% of all assessments that were assess and fit appliances (rolling 12 month period)	179	281	63.7%	59.0%	58.6%
% of all assessments that were assess and refuse (rolling 12 month period)	86	281	30.6%	14.3%	11.3%
% of all assessments that were assess and review (rolling 12 month period)	16	281	5.7%	26.7%	30.0%
% of terminated courses where treatment was abandoned or discontinued (rolling 12 month period)	7	212	3.3%	5.5%	7.4%
% of completed treatments indicating that PAR score was taken (year to date)	182	186	97.8%	73.3%	64.3%
Rate of removable appliances per 100 fixed appliances - proposed treatment (rolling 12 month period)	5	355	1.41	3.90	5.53
Rate of removable appliances per 100 fixed appliances - completed treatment (rolling 12 month period)	8	398	2.01	3.89	4.60
% of courses of treatment with removable appliances only - proposed treatment (rolling 12 month period)	1	179	0.6%	2.1%	1.9%
% of courses of treatment with removable appliances only - completed treatment (rolling 12 month period)	5	205	2.4%	1.6%	1.4%
% of patients satisfied with the treatment they have received (rolling 12 month period)	1	2	50.0%	94.3%	95.9%

* Figures in italics indicate that the base number is less than 100.

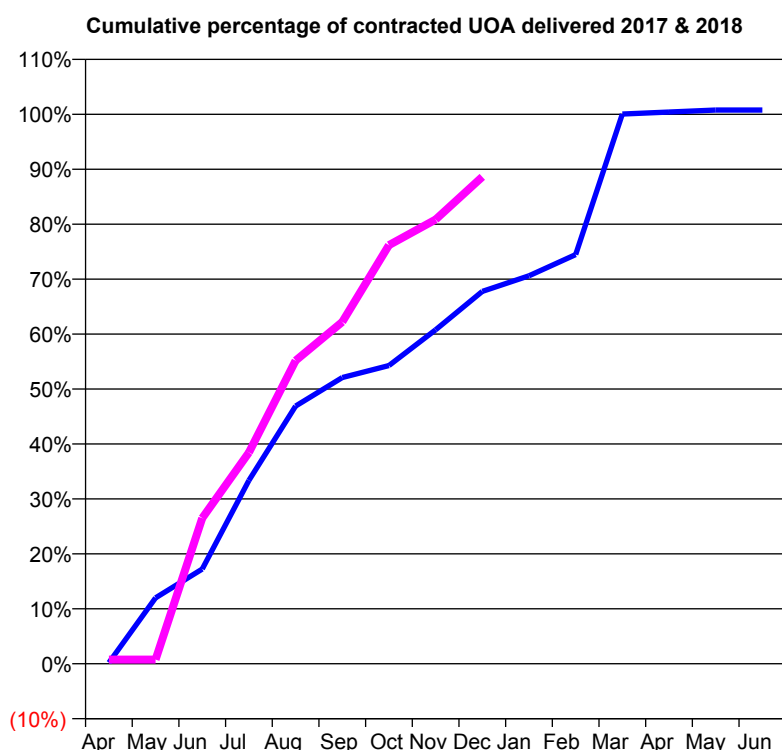
Q61 - Vital Signs Orthodontic At a Glance Contract Report for 638390/0001 - December 2017

Name or company name	Angle House Orthodontic Chingford
Contract type name	PDS Contract
Purpose of contract	Orthodontic
Contract start date	01/04/2006
Contract end date	31/03/2019

17/18 Contracted general activity (UDA)	0
Carry forward general activity (UDA)	0
17/18 Contracted orthodontic activity (UOA)	6,017
Carry forward orthodontic activity (UOA)	-46
Baseline contract value	£402,287.64

ACCESS

	Contract	England and Wales
24 month ratio of assessments to patient IDs	1.04	1.09

ACTIVITY


Month	Adjusted Scheduled Activity (UOA)	
	2017	2018
April	12	46
May	722	46
June	1,038	1,595
July	2,009	2,314
August	2,821	3,320
September	3,134	3,743
October	3,265	4,584
November	3,657	4,864
December	4,078	5,331
January	4,249	
February	4,480	
March	6,020	
April	6,041	
May	6,063	
June	6,063	

QUALITY

	Contract Quantity	Contract Base Number	Contract *	Region	England
% of all assessments that were assess and fit appliances (rolling 12 month period)	335	572	58.6%	59.0%	58.6%
% of all assessments that were assess and refuse (rolling 12 month period)	85	572	14.9%	14.3%	11.3%
% of all assessments that were assess and review (rolling 12 month period)	152	572	26.6%	26.7%	30.0%
% of terminated courses where treatment was abandoned or discontinued (rolling 12 month period)	15	287	5.2%	5.5%	7.4%
% of completed treatments indicating that PAR score was taken (year to date)	204	210	97.1%	73.3%	64.3%
Rate of removable appliances per 100 fixed appliances - proposed treatment (rolling 12 month period)	6	665	0.90	3.90	5.53
Rate of removable appliances per 100 fixed appliances - completed treatment (rolling 12 month period)	7	540	1.30	3.89	4.60
% of courses of treatment with removable appliances only - proposed treatment (rolling 12 month period)	2	335	0.6%	2.1%	1.9%
% of courses of treatment with removable appliances only - completed treatment (rolling 12 month period)	1	272	0.4%	1.6%	1.4%
% of patients satisfied with the treatment they have received (rolling 12 month period)	5	5	100.0%	94.3%	95.9%

* Figures in italics indicate that the base number is less than 100.

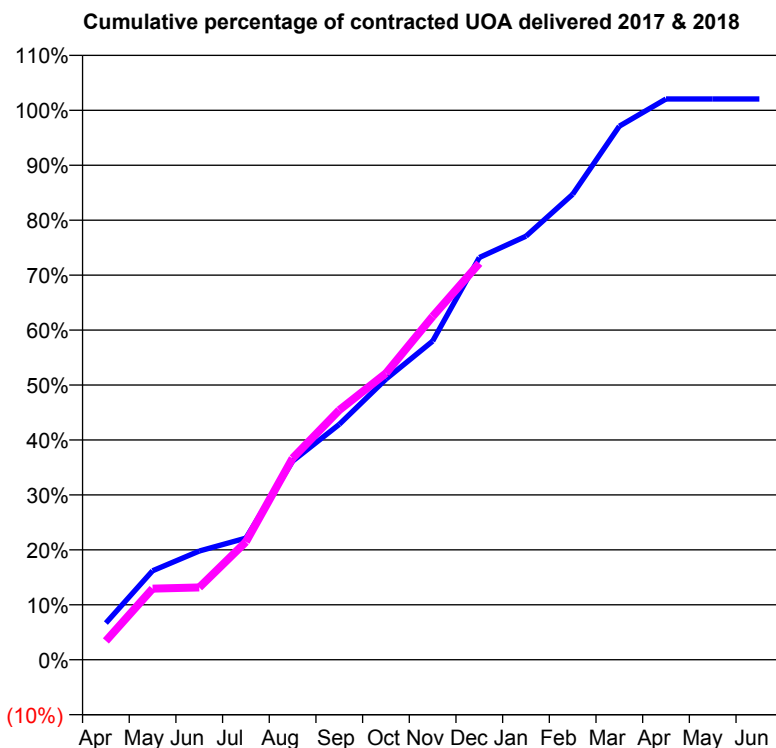
Q61 - Vital Signs Orthodontic At a Glance Contract Report for 650242/0001 - December 2017

Name or company name	MR H SHAH
Contract type name	GDS Contract
Purpose of contract	General and Orthodontic
Contract start date	01/04/2006
Contract end date	

17/18 Contracted general activity (UDA)	27,477
Carry forward general activity (UDA)	-358
17/18 Contracted orthodontic activity (UOA)	1,314
Carry forward orthodontic activity (UOA)	-26
Baseline contract value	£897,033.95

ACCESS

	Contract	England and Wales
24 month ratio of assessments to patient IDs	1.12	1.09

ACTIVITY


Month	Adjusted Scheduled Activity (UOA)	
	2017	2018
April	88	45
May	213	170
June	260	173
July	291	282
August	475	482
September	563	597
October	671	685
November	762	821
December	962	948
January	1,013	
February	1,113	
March	1,276	
April	1,341	
May	1,341	
June	1,341	

QUALITY

	Contract Quantity	Contract Base Number	Contract *	Region	England
% of all assessments that were assess and fit appliances (rolling 12 month period)	49	340	14.4%	59.0%	58.6%
% of all assessments that were assess and refuse (rolling 12 month period)	80	340	23.5%	14.3%	11.3%
% of all assessments that were assess and review (rolling 12 month period)	211	340	62.1%	26.7%	30.0%
% of terminated courses where treatment was abandoned or discontinued (rolling 12 month period)	2	45	4.4%	5.5%	7.4%
% of completed treatments indicating that PAR score was taken (year to date)	33	33	100.0%	73.3%	64.3%
Rate of removable appliances per 100 fixed appliances - proposed treatment (rolling 12 month period)	0	94	0.00	3.90	5.53
Rate of removable appliances per 100 fixed appliances - completed treatment (rolling 12 month period)	0	85	0.00	3.89	4.60
% of courses of treatment with removable appliances only - proposed treatment (rolling 12 month period)	0	49	0.0%	2.1%	1.9%
% of courses of treatment with removable appliances only - completed treatment (rolling 12 month period)	0	43	0.0%	1.6%	1.4%
% of patients satisfied with the treatment they have received (rolling 12 month period)	2	2	100.0%	94.3%	95.9%

* Figures in italics indicate that the base number is less than 100.

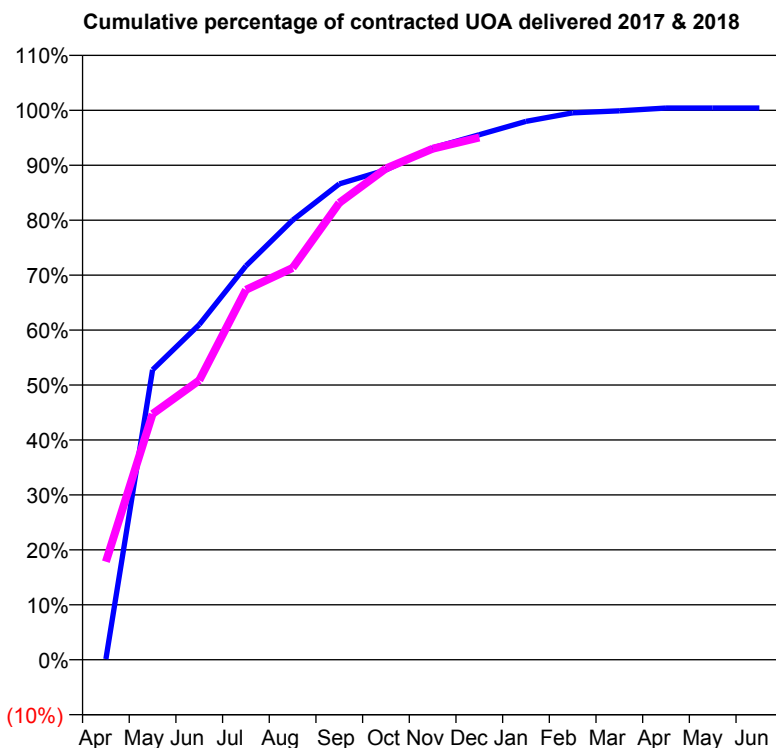
Q61 - Vital Signs Orthodontic At a Glance Contract Report for 822507/0001 - December 2017

Name or company name	MR Y DANIEL
Contract type name	PDS Contract
Purpose of contract	Orthodontic
Contract start date	01/04/2006
Contract end date	31/03/2018

17/18 Contracted general activity (UDA)	0
Carry forward general activity (UDA)	0
17/18 Contracted orthodontic activity (UOA)	4,417
Carry forward orthodontic activity (UOA)	-18
Baseline contract value	£289,647.12

ACCESS

	Contract	England and Wales
24 month ratio of assessments to patient IDs	1.01	1.09

ACTIVITY


Month	Adjusted Scheduled Activity (UOA)	
	2017	2018
April	6	788
May	2,331	1,976
June	2,694	2,246
July	3,166	2,974
August	3,533	3,150
September	3,825	3,673
October	3,937	3,950
November	4,114	4,108
December	4,220	4,198
January	4,328	
February	4,396	
March	4,412	
April	4,435	
May	4,435	
June	4,435	

QUALITY

	Contract Quantity	Contract Base Number	Contract *	Region	England
% of all assessments that were assess and fit appliances (rolling 12 month period)	197	454	43.4%	59.0%	58.6%
% of all assessments that were assess and refuse (rolling 12 month period)	67	454	14.8%	14.3%	11.3%
% of all assessments that were assess and review (rolling 12 month period)	190	454	41.9%	26.7%	30.0%
% of terminated courses where treatment was abandoned or discontinued (rolling 12 month period)	9	199	4.5%	5.5%	7.4%
% of completed treatments indicating that PAR score was taken (year to date)	142	153	92.8%	73.3%	64.3%
Rate of removable appliances per 100 fixed appliances - proposed treatment (rolling 12 month period)	4	379	1.06	3.90	5.53
Rate of removable appliances per 100 fixed appliances - completed treatment (rolling 12 month period)	5	343	1.46	3.89	4.60
% of courses of treatment with removable appliances only - proposed treatment (rolling 12 month period)	2	197	1.0%	2.1%	1.9%
% of courses of treatment with removable appliances only - completed treatment (rolling 12 month period)	1	190	0.5%	1.6%	1.4%
% of patients satisfied with the treatment they have received (rolling 12 month period)	13	13	100.0%	94.3%	95.9%

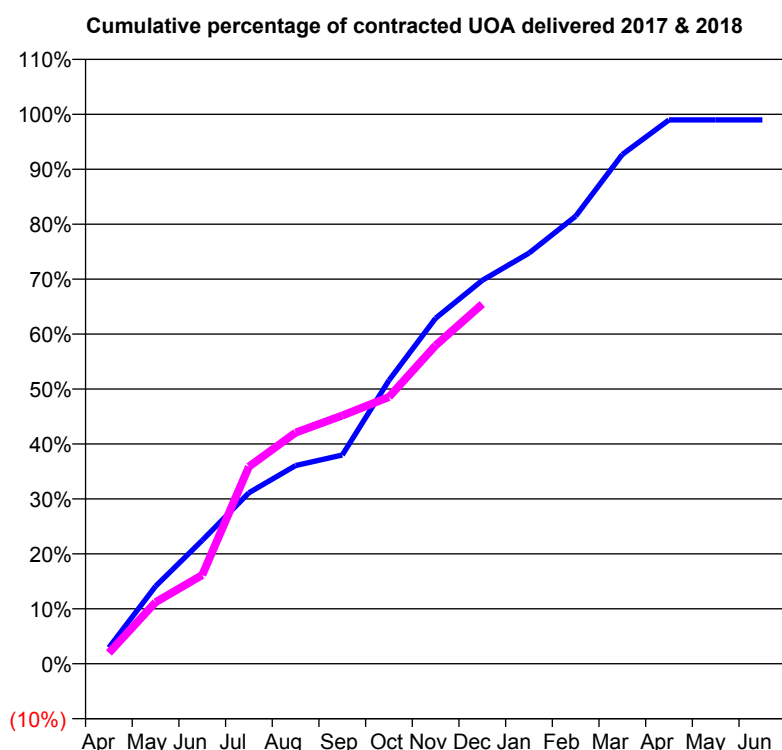
* Figures in italics indicate that the base number is less than 100.

Q61 - Vital Signs Orthodontic At a Glance Contract Report for 917079/0001 - December 2017

Name or company name	MRS A LEE
Contract type name	GDS Contract
Purpose of contract	General and Orthodontic
Contract start date	01/04/2006
Contract end date	

17/18 Contracted general activity (UDA)	9,302
Carry forward general activity (UDA)	6
17/18 Contracted orthodontic activity (UOA)	1,419
Carry forward orthodontic activity (UOA)	14
Baseline contract value	£382,955.38

ACCESS	Contract	England and Wales
24 month ratio of assessments to patient IDs	1.06	1.09

ACTIVITY


Month	Adjusted Scheduled Activity (UOA)	
	2017	2018
April	40	28
May	191	159
June	304	229
July	421	509
August	488	597
September	514	641
October	698	689
November	851	822
December	944	929
January	1,011	
February	1,102	
March	1,254	
April	1,339	
May	1,339	
June	1,339	

QUALITY	Contract Quantity	Contract Base Number	Contract *	Region	England
% of all assessments that were assess and fit appliances (rolling 12 month period)	61	118	51.7%	59.0%	58.6%
% of all assessments that were assess and refuse (rolling 12 month period)	25	118	21.2%	14.3%	11.3%
% of all assessments that were assess and review (rolling 12 month period)	32	118	27.1%	26.7%	30.0%
% of terminated courses where treatment was abandoned or discontinued (rolling 12 month period)	2	61	3.3%	5.5%	7.4%
% of completed treatments indicating that PAR score was taken (year to date)	41	43	95.3%	73.3%	64.3%
Rate of removable appliances per 100 fixed appliances - proposed treatment (rolling 12 month period)	20	120	16.67	3.90	5.53
Rate of removable appliances per 100 fixed appliances - completed treatment (rolling 12 month period)	0	0	N/A	3.89	4.60
% of courses of treatment with removable appliances only - proposed treatment (rolling 12 month period)	0	61	0.0%	2.1%	1.9%
% of courses of treatment with removable appliances only - completed treatment (rolling 12 month period)	0	59	0.0%	1.6%	1.4%
% of patients satisfied with the treatment they have received (rolling 12 month period)	3	3	100.0%	94.3%	95.9%

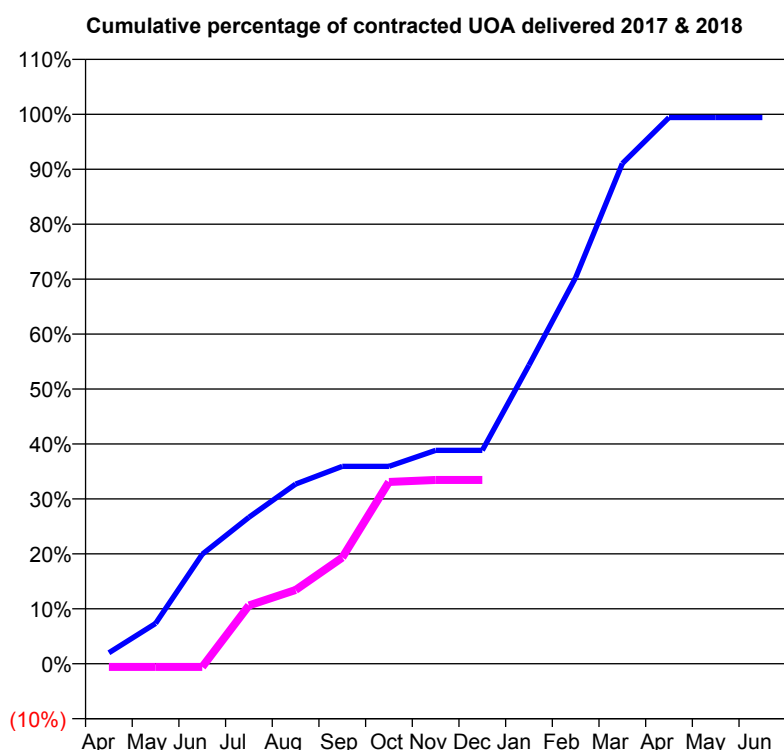
* Figures in italics indicate that the base number is less than 100.

Q61 - Vital Signs Orthodontic At a Glance Contract Report for 925152/0001 - December 2017

Name or company name	MR GP MANCINI
Contract type name	PDS Contract
Purpose of contract	Orthodontic
Contract start date	01/04/2006
Contract end date	31/03/2019

17/18 Contracted general activity (UDA)	0
Carry forward general activity (UDA)	0
17/18 Contracted orthodontic activity (UOA)	6,106
Carry forward orthodontic activity (UOA)	36
Baseline contract value	£400,457.32

ACCESS	Contract	England and Wales
24 month ratio of assessments to patient IDs	1.05	1.09

ACTIVITY


Month	Adjusted Scheduled Activity (UOA)	
	2017	2018
April	122	-36
May	448	-36
June	1,217	-36
July	1,627	648
August	1,997	820
September	2,194	1,180
October	2,194	2,021
November	2,372	2,042
December	2,372	2,042
January	3,319	
February	4,292	
March	5,559	
April	6,070	
May	6,070	
June	6,070	

QUALITY	Contract Quantity	Contract Base Number	Contract *	Region	England
% of all assessments that were assess and fit appliances (rolling 12 month period)	272	404	67.3%	59.0%	58.6%
% of all assessments that were assess and refuse (rolling 12 month period)	36	404	8.9%	14.3%	11.3%
% of all assessments that were assess and review (rolling 12 month period)	96	404	23.8%	26.7%	30.0%
% of terminated courses where treatment was abandoned or discontinued (rolling 12 month period)	7	178	3.9%	5.5%	7.4%
% of completed treatments indicating that PAR score was taken (year to date)	51	79	64.6%	73.3%	64.3%
Rate of removable appliances per 100 fixed appliances - proposed treatment (rolling 12 month period)	14	531	2.64	3.90	5.53
Rate of removable appliances per 100 fixed appliances - completed treatment (rolling 12 month period)	9	336	2.68	3.89	4.60
% of courses of treatment with removable appliances only - proposed treatment (rolling 12 month period)	4	272	1.5%	2.1%	1.9%
% of courses of treatment with removable appliances only - completed treatment (rolling 12 month period)	3	171	1.8%	1.6%	1.4%
% of patients satisfied with the treatment they have received (rolling 12 month period)	2	2	100.0%	94.3%	95.9%

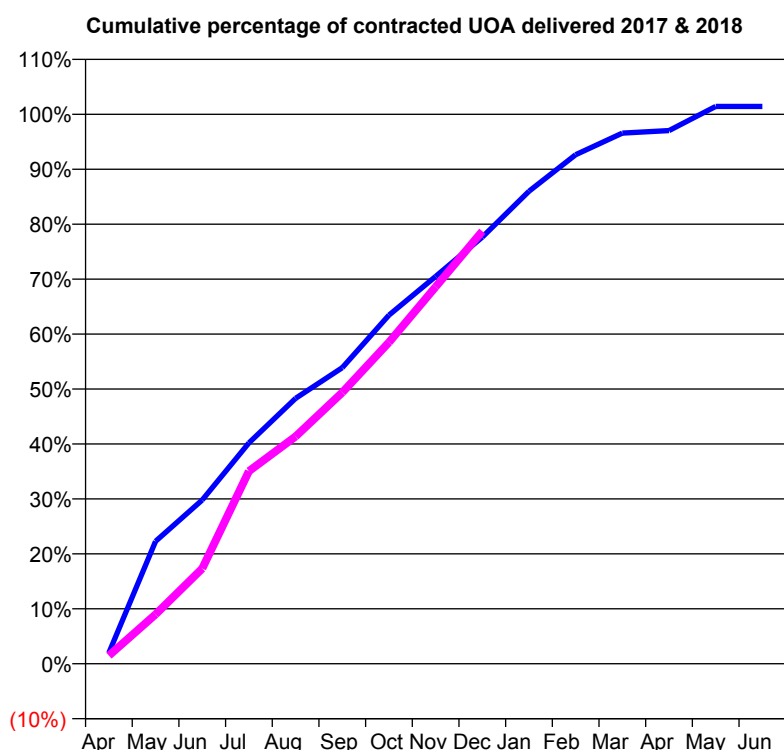
* Figures in italics indicate that the base number is less than 100.

Q61 - Vital Signs Orthodontic At a Glance Contract Report for 967114/0001 - December 2017

Name or company name	MR A BOU SABA
Contract type name	PDS Contract
Purpose of contract	Orthodontic
Contract start date	24/01/2007
Contract end date	31/03/2019

17/18 Contracted general activity (UDA)	0
Carry forward general activity (UDA)	0
17/18 Contracted orthodontic activity (UOA)	4,295
Carry forward orthodontic activity (UOA)	-61
Baseline contract value	£289,095.15

ACCESS	Contract	England and Wales
24 month ratio of assessments to patient IDs	1.02	1.09

ACTIVITY


Month	Adjusted Scheduled Activity (UOA)	
	2017	2018
April	86	64
May	957	386
June	1,280	745
July	1,726	1,506
August	2,075	1,777
September	2,314	2,121
October	2,725	2,512
November	3,027	2,946
December	3,335	3,381
January	3,693	
February	3,979	
March	4,148	
April	4,167	
May	4,356	
June	4,356	

QUALITY	Contract Quantity	Contract Base Number	Contract *	Region	England
% of all assessments that were assess and fit appliances (rolling 12 month period)	190	575	33.0%	59.0%	58.6%
% of all assessments that were assess and refuse (rolling 12 month period)	149	575	25.9%	14.3%	11.3%
% of all assessments that were assess and review (rolling 12 month period)	236	575	41.0%	26.7%	30.0%
% of terminated courses where treatment was abandoned or discontinued (rolling 12 month period)	28	172	16.3%	5.5%	7.4%
% of completed treatments indicating that PAR score was taken (year to date)	73	105	69.5%	73.3%	64.3%
Rate of removable appliances per 100 fixed appliances - proposed treatment (rolling 12 month period)	4	370	1.08	3.90	5.53
Rate of removable appliances per 100 fixed appliances - completed treatment (rolling 12 month period)	0	286	0.00	3.89	4.60
% of courses of treatment with removable appliances only - proposed treatment (rolling 12 month period)	2	190	1.1%	2.1%	1.9%
% of courses of treatment with removable appliances only - completed treatment (rolling 12 month period)	0	144	0.0%	1.6%	1.4%
% of patients satisfied with the treatment they have received (rolling 12 month period)	3	3	100.0%	94.3%	95.9%

* Figures in italics indicate that the base number is less than 100.

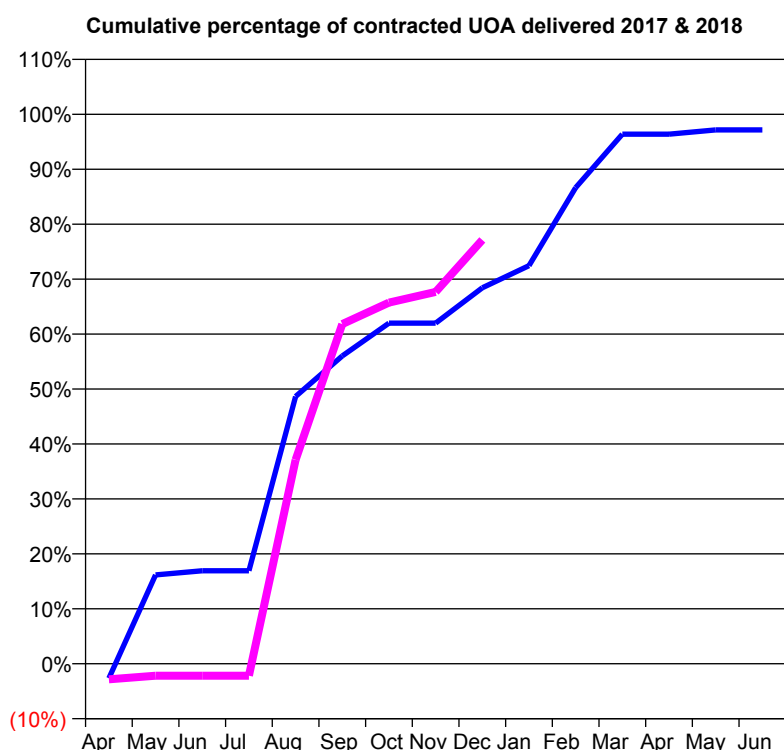
Q61 - Vital Signs Orthodontic At a Glance Contract Report for 968994/0001 - December 2017

Name or company name	MR A ALVANOS
Contract type name	PDS Contract
Purpose of contract	Orthodontic
Contract start date	01/08/2008
Contract end date	31/03/2019

17/18 Contracted general activity (UDA)	0
Carry forward general activity (UDA)	0
17/18 Contracted orthodontic activity (UOA)	3,233
Carry forward orthodontic activity (UOA)	92
Baseline contract value	£217,549.93

ACCESS

	Contract	England and Wales
24 month ratio of assessments to patient IDs	1.00	1.09

ACTIVITY


Month	Adjusted Scheduled Activity (UOA)	
	2017	2018
April	-86	-92
May	523	-71
June	547	-71
July	547	-71
August	1,573	1,200
September	1,811	1,999
October	2,004	2,125
November	2,004	2,188
December	2,212	2,494
January	2,342	
February	2,801	
March	3,116	
April	3,116	
May	3,141	
June	3,141	

QUALITY

	Contract Quantity	Contract Base Number	Contract *	Region	England
% of all assessments that were assess and fit appliances (rolling 12 month period)	187	188	99.5%	59.0%	58.6%
% of all assessments that were assess and refuse (rolling 12 month period)	0	188	0.0%	14.3%	11.3%
% of all assessments that were assess and review (rolling 12 month period)	1	188	0.5%	26.7%	30.0%
% of terminated courses where treatment was abandoned or discontinued (rolling 12 month period)	2	115	1.7%	5.5%	7.4%
% of completed treatments indicating that PAR score was taken (year to date)	72	81	88.9%	73.3%	64.3%
Rate of removable appliances per 100 fixed appliances - proposed treatment (rolling 12 month period)	56	309	18.12	3.90	5.53
Rate of removable appliances per 100 fixed appliances - completed treatment (rolling 12 month period)	15	203	7.39	3.89	4.60
% of courses of treatment with removable appliances only - proposed treatment (rolling 12 month period)	32	187	17.1%	2.1%	1.9%
% of courses of treatment with removable appliances only - completed treatment (rolling 12 month period)	9	113	8.0%	1.6%	1.4%
% of patients satisfied with the treatment they have received (rolling 12 month period)	4	5	80.0%	94.3%	95.9%

* Figures in italics indicate that the base number is less than 100.

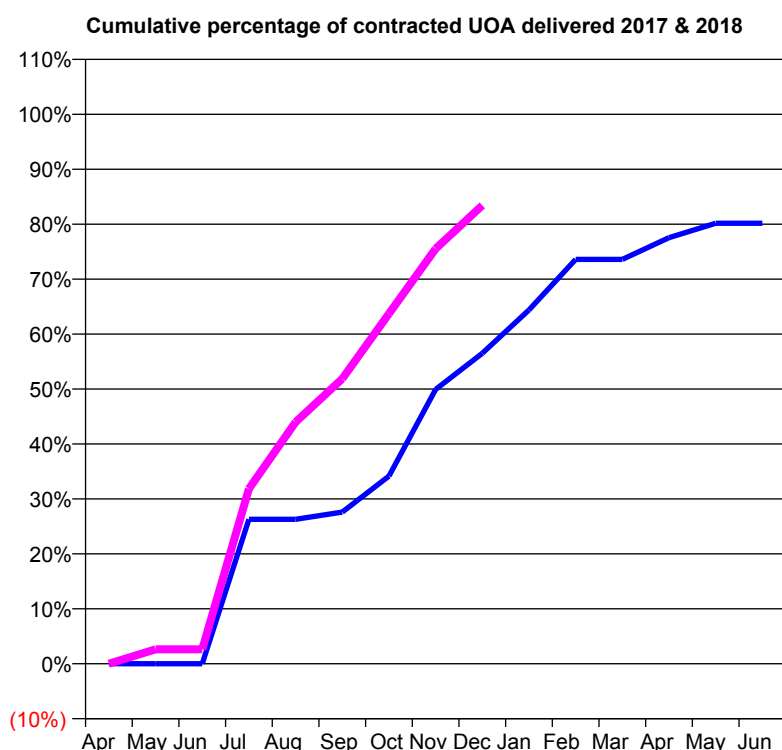
Q62 - Vital Signs Orthodontic At a Glance Contract Report for 101370/0045 - December 2017

Name or company name	Petrie Tucker and Partners Ltd
Contract type name	GDS Contract
Purpose of contract	General and Orthodontic
Contract start date	01/04/2006
Contract end date	

17/18 Contracted general activity (UDA)	19,022
Carry forward general activity (UDA)	0
17/18 Contracted orthodontic activity (UOA)	1,598
Carry forward orthodontic activity (UOA)	0
Baseline contract value	£679,284.54

ACCESS

	Contract	England and Wales
24 month ratio of assessments to patient IDs	1.00	1.09

ACTIVITY


Month	Adjusted Scheduled Activity (UOA)	
	2017	2018
April	0	0
May	0	42
June	0	42
July	420	509
August	420	703
September	441	829
October	546	1,018
November	798	1,207
December	903	1,333
January	1,029	
February	1,176	
March	1,176	
April	1,239	
May	1,281	
June	1,281	

QUALITY

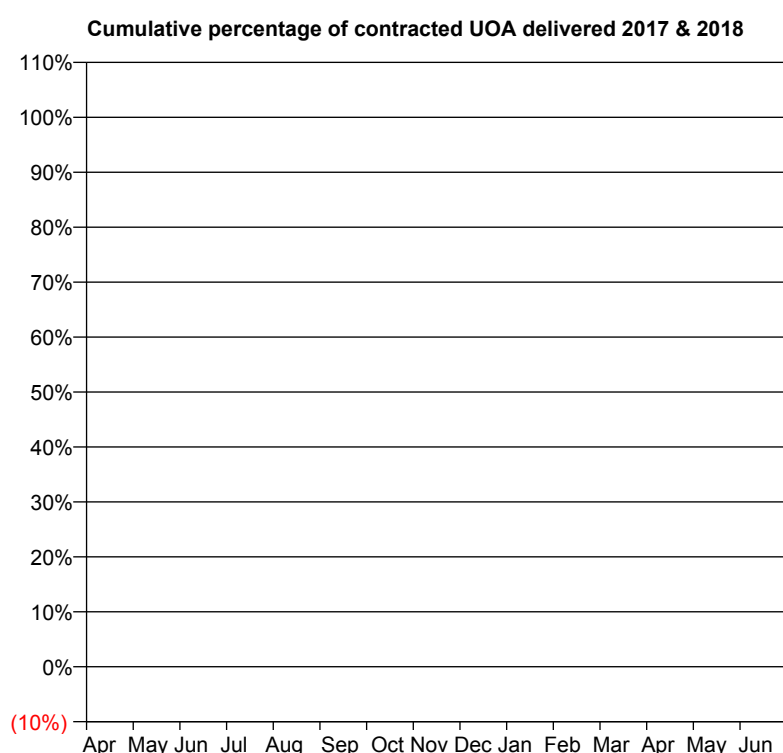
	Contract Quantity	Contract Base Number	Contract *	Region	England
% of all assessments that were assess and fit appliances (rolling 12 month period)	83	94	88.3%	59.0%	58.6%
% of all assessments that were assess and refuse (rolling 12 month period)	8	94	8.5%	14.3%	11.3%
% of all assessments that were assess and review (rolling 12 month period)	3	94	3.2%	26.7%	30.0%
% of terminated courses where treatment was abandoned or discontinued (rolling 12 month period)	1	16	6.3%	5.5%	7.4%
% of completed treatments indicating that PAR score was taken (year to date)	8	8	100.0%	73.3%	64.3%
Rate of removable appliances per 100 fixed appliances - proposed treatment (rolling 12 month period)	45	136	33.09	3.90	5.53
Rate of removable appliances per 100 fixed appliances - completed treatment (rolling 12 month period)	5	23	21.74	3.89	4.60
% of courses of treatment with removable appliances only - proposed treatment (rolling 12 month period)	0	83	0.0%	2.1%	1.9%
% of courses of treatment with removable appliances only - completed treatment (rolling 12 month period)	0	15	0.0%	1.6%	1.4%
% of patients satisfied with the treatment they have received (rolling 12 month period)	5	5	100.0%	94.3%	95.9%

* Figures in italics indicate that the base number is less than 100.

Q62 - Vital Signs Orthodontic At a Glance Contract Report for 101435/0013 - December 2017

Name or company name	IDH Limited	17/18 Contracted general activity (UDA)	21,930
Contract type name	GDS Contract	Carry forward general activity (UDA)	771
Purpose of contract	General	17/18 Contracted orthodontic activity (UOA)	0
Contract start date	01/04/2006	Carry forward orthodontic activity (UOA)	0
Contract end date		Baseline contract value	£567,799.44

ACCESS	Contract	England and Wales
24 month ratio of assessments to patient IDs	1.40	1.09

ACTIVITY


Month	Adjusted Scheduled Activity (UOA)	
	2017	2018
April	0	0
May	0	0
June	0	0
July	0	3
August	0	4
September	0	4
October	0	4
November	0	4
December	0	4
January	0	
February	0	
March	0	
April	0	
May	0	
June	0	

QUALITY	Contract Quantity	Contract Base Number	Contract *	Region	England
% of all assessments that were assess and fit appliances (rolling 12 month period)	0	7	0.0%	59.0%	58.6%
% of all assessments that were assess and refuse (rolling 12 month period)	0	7	0.0%	14.3%	11.3%
% of all assessments that were assess and review (rolling 12 month period)	7	7	100.0%	26.7%	30.0%
% of terminated courses where treatment was abandoned or discontinued (rolling 12 month period)	0	0	N/A	5.5%	7.4%
% of completed treatments indicating that PAR score was taken (year to date)	0	0	N/A	73.3%	64.3%
Rate of removable appliances per 100 fixed appliances - proposed treatment (rolling 12 month period)	0	0	N/A	3.90	5.53
Rate of removable appliances per 100 fixed appliances - completed treatment (rolling 12 month period)	0	0	N/A	3.89	4.60
% of courses of treatment with removable appliances only - proposed treatment (rolling 12 month period)	0	0	N/A	2.1%	1.9%
% of courses of treatment with removable appliances only - completed treatment (rolling 12 month period)	0	0	N/A	1.6%	1.4%
% of patients satisfied with the treatment they have received (rolling 12 month period)	0	0	N/A	94.3%	95.9%

* Figures in italics indicate that the base number is less than 100.

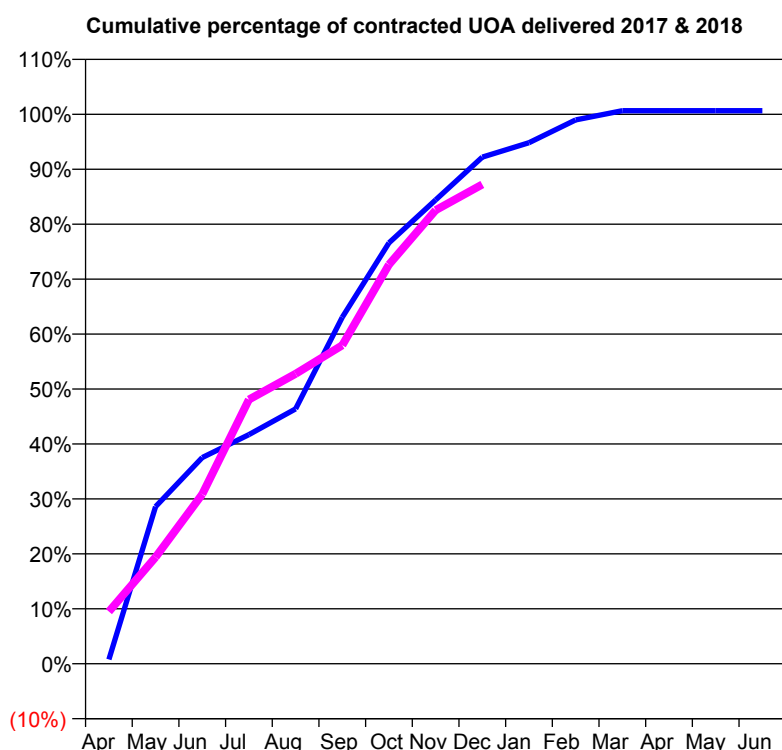
Q62 - Vital Signs Orthodontic At a Glance Contract Report for 163805/0001 - December 2017

Name or company name	Julian Konviser Limited
Contract type name	PDS Contract
Purpose of contract	Orthodontic
Contract start date	01/10/2014
Contract end date	31/03/2018

17/18 Contracted general activity (UDA)	0
Carry forward general activity (UDA)	0
17/18 Contracted orthodontic activity (UOA)	4,033
Carry forward orthodontic activity (UOA)	-26
Baseline contract value	£271,436.55

ACCESS

	Contract	England and Wales
24 month ratio of assessments to patient IDs	1.01	1.09

ACTIVITY


Month	Adjusted Scheduled Activity (UOA)	
	2017	2018
April	32	383
May	1,153	782
June	1,514	1,244
July	1,682	1,939
August	1,871	2,128
September	2,543	2,338
October	3,089	2,930
November	3,404	3,329
December	3,719	3,518
January	3,824	
February	3,992	
March	4,059	
April	4,059	
May	4,059	
June	4,059	

QUALITY

	Contract Quantity	Contract Base Number	Contract *	Region	England
% of all assessments that were assess and fit appliances (rolling 12 month period)	184	184	100.0%	59.0%	58.6%
% of all assessments that were assess and refuse (rolling 12 month period)	0	184	0.0%	14.3%	11.3%
% of all assessments that were assess and review (rolling 12 month period)	0	184	0.0%	26.7%	30.0%
% of terminated courses where treatment was abandoned or discontinued (rolling 12 month period)	13	220	5.9%	5.5%	7.4%
% of completed treatments indicating that PAR score was taken (year to date)	90	152	59.2%	73.3%	64.3%
Rate of removable appliances per 100 fixed appliances - proposed treatment (rolling 12 month period)	0	354	0.00	3.90	5.53
Rate of removable appliances per 100 fixed appliances - completed treatment (rolling 12 month period)	2	145	1.38	3.89	4.60
% of courses of treatment with removable appliances only - proposed treatment (rolling 12 month period)	0	184	0.0%	2.1%	1.9%
% of courses of treatment with removable appliances only - completed treatment (rolling 12 month period)	1	207	0.5%	1.6%	1.4%
% of patients satisfied with the treatment they have received (rolling 12 month period)	7	7	100.0%	94.3%	95.9%

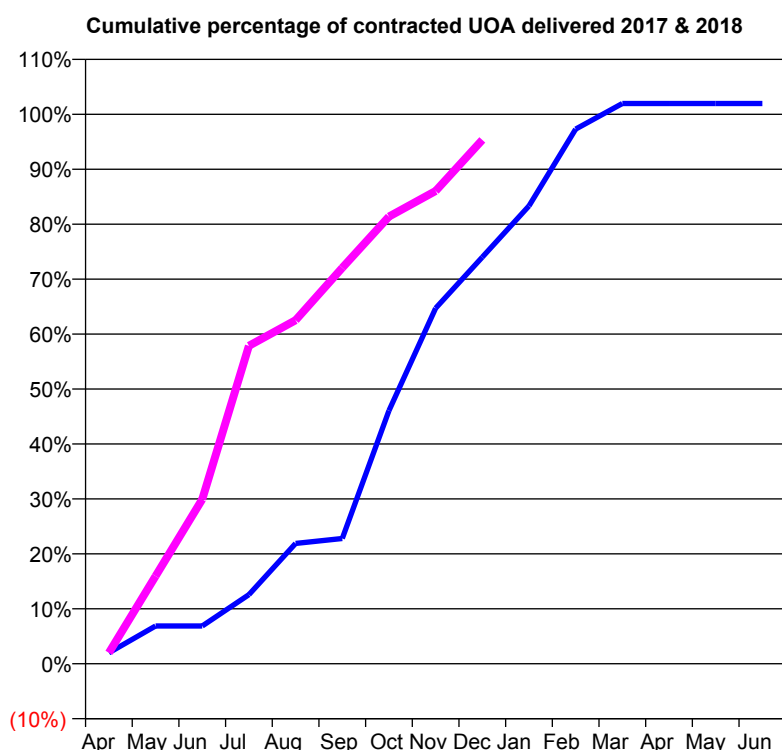
* Figures in italics indicate that the base number is less than 100.

Q62 - Vital Signs Orthodontic At a Glance Contract Report for 180505/0001 - December 2017

Name or company name	A Patel, K Patel, G Pathmanathan
Contract type name	GDS Contract
Purpose of contract	General and Orthodontic
Contract start date	01/08/2015
Contract end date	

17/18 Contracted general activity (UDA)	27,409
Carry forward general activity (UDA)	-511
17/18 Contracted orthodontic activity (UOA)	451
Carry forward orthodontic activity (UOA)	-9
Baseline contract value	£902,585.47

ACCESS	Contract	England and Wales
24 month ratio of assessments to patient IDs	1.02	1.09

ACTIVITY


Month	Adjusted Scheduled Activity (UOA)	
	2017	2018
April	9	9
May	31	72
June	31	135
July	57	261
August	99	282
September	103	325
October	208	367
November	292	388
December	334	430
January	376	
February	439	
March	460	
April	460	
May	460	
June	460	

QUALITY	Contract Quantity	Contract Base Number	Contract *	Region	England
% of all assessments that were assess and fit appliances (rolling 12 month period)	26	27	96.3%	59.0%	58.6%
% of all assessments that were assess and refuse (rolling 12 month period)	0	27	0.0%	14.3%	11.3%
% of all assessments that were assess and review (rolling 12 month period)	1	27	3.7%	26.7%	30.0%
% of terminated courses where treatment was abandoned or discontinued (rolling 12 month period)	1	2	50.0%	5.5%	7.4%
% of completed treatments indicating that PAR score was taken (year to date)	0	0	N/A	73.3%	64.3%
Rate of removable appliances per 100 fixed appliances - proposed treatment (rolling 12 month period)	0	50	0.00	3.90	5.53
Rate of removable appliances per 100 fixed appliances - completed treatment (rolling 12 month period)	1	0	N/A	3.89	4.60
% of courses of treatment with removable appliances only - proposed treatment (rolling 12 month period)	0	26	0.0%	2.1%	1.9%
% of courses of treatment with removable appliances only - completed treatment (rolling 12 month period)	1	1	100.0%	1.6%	1.4%
% of patients satisfied with the treatment they have received (rolling 12 month period)	1	1	100.0%	94.3%	95.9%

* Figures in italics indicate that the base number is less than 100.

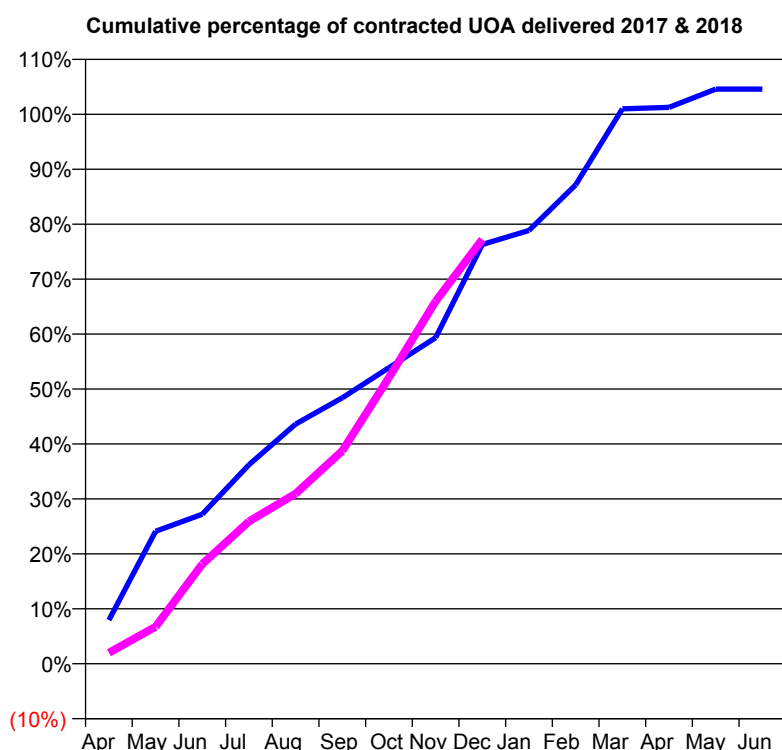
Q62 - Vital Signs Orthodontic At a Glance Contract Report for 182680/0001 - December 2017

Name or company name	Inspire Dental Southall Ltd
Contract type name	GDS Contract
Purpose of contract	General and Orthodontic
Contract start date	01/05/2007
Contract end date	

17/18 Contracted general activity (UDA)	54,717
Carry forward general activity (UDA)	-955
17/18 Contracted orthodontic activity (UOA)	3,640
Carry forward orthodontic activity (UOA)	-73
Baseline contract value	£1,691,646.95

ACCESS

	Contract	England and Wales
24 month ratio of assessments to patient IDs	1.05	1.09

ACTIVITY


Month	Adjusted Scheduled Activity (UOA)	
	2017	2018
April	289	73
May	878	245
June	991	660
July	1,318	943
August	1,588	1,127
September	1,762	1,410
October	1,961	1,896
November	2,160	2,401
December	2,778	2,811
January	2,870	
February	3,172	
March	3,676	
April	3,686	
May	3,807	
June	3,807	

QUALITY

	Contract Quantity	Contract Base Number	Contract *	Region	England
% of all assessments that were assess and fit appliances (rolling 12 month period)	173	307	56.4%	59.0%	58.6%
% of all assessments that were assess and refuse (rolling 12 month period)	129	307	42.0%	14.3%	11.3%
% of all assessments that were assess and review (rolling 12 month period)	5	307	1.6%	26.7%	30.0%
% of terminated courses where treatment was abandoned or discontinued (rolling 12 month period)	25	127	19.7%	5.5%	7.4%
% of completed treatments indicating that PAR score was taken (year to date)	85	89	95.5%	73.3%	64.3%
Rate of removable appliances per 100 fixed appliances - proposed treatment (rolling 12 month period)	0	344	0.00	3.90	5.53
Rate of removable appliances per 100 fixed appliances - completed treatment (rolling 12 month period)	0	0	N/A	3.89	4.60
% of courses of treatment with removable appliances only - proposed treatment (rolling 12 month period)	0	173	0.0%	2.1%	1.9%
% of courses of treatment with removable appliances only - completed treatment (rolling 12 month period)	0	102	0.0%	1.6%	1.4%
% of patients satisfied with the treatment they have received (rolling 12 month period)	2	2	100.0%	94.3%	95.9%

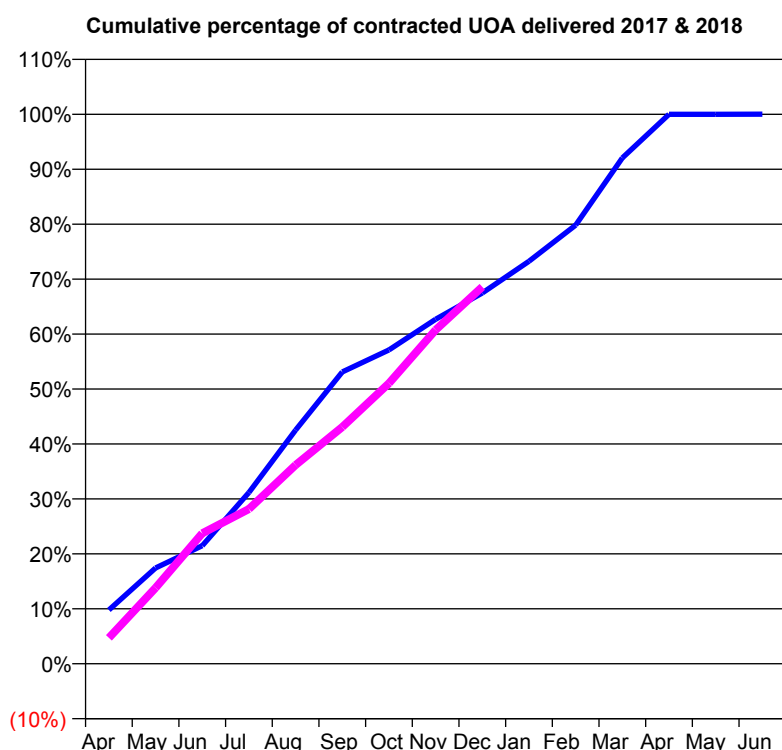
* Figures in italics indicate that the base number is less than 100.

Q62 - Vital Signs Orthodontic At a Glance Contract Report for 195723/0001 - December 2017

Name or company name	Ealing Dental Specialists Ltd
Contract type name	PDS Contract
Purpose of contract	Orthodontic
Contract start date	01/07/2014
Contract end date	31/03/2019

17/18 Contracted general activity (UDA)	0
Carry forward general activity (UDA)	0
17/18 Contracted orthodontic activity (UOA)	15,353
Carry forward orthodontic activity (UOA)	-4
Baseline contract value	£956,082.61

ACCESS	Contract	England and Wales
24 month ratio of assessments to patient IDs	1.03	1.09

ACTIVITY


Month	Adjusted Scheduled Activity (UOA)	
	2017	2018
April	1,503	723
May	2,676	2,121
June	3,298	3,646
July	4,784	4,324
August	6,531	5,552
September	8,153	6,614
October	8,768	7,837
November	9,626	9,329
December	10,361	10,532
January	11,246	
February	12,257	
March	14,132	
April	15,353	
May	15,353	
June	15,357	

QUALITY	Contract Quantity	Contract Base Number	Contract *	Region	England
% of all assessments that were assess and fit appliances (rolling 12 month period)	728	1,112	65.5%	59.0%	58.6%
% of all assessments that were assess and refuse (rolling 12 month period)	301	1,112	27.1%	14.3%	11.3%
% of all assessments that were assess and review (rolling 12 month period)	83	1,112	7.5%	26.7%	30.0%
% of terminated courses where treatment was abandoned or discontinued (rolling 12 month period)	25	604	4.1%	5.5%	7.4%
% of completed treatments indicating that PAR score was taken (year to date)	361	470	76.8%	73.3%	64.3%
Rate of removable appliances per 100 fixed appliances - proposed treatment (rolling 12 month period)	9	1,391	0.65	3.90	5.53
Rate of removable appliances per 100 fixed appliances - completed treatment (rolling 12 month period)	16	1,125	1.42	3.89	4.60
% of courses of treatment with removable appliances only - proposed treatment (rolling 12 month period)	6	728	0.8%	2.1%	1.9%
% of courses of treatment with removable appliances only - completed treatment (rolling 12 month period)	3	579	0.5%	1.6%	1.4%
% of patients satisfied with the treatment they have received (rolling 12 month period)	21	21	100.0%	94.3%	95.9%

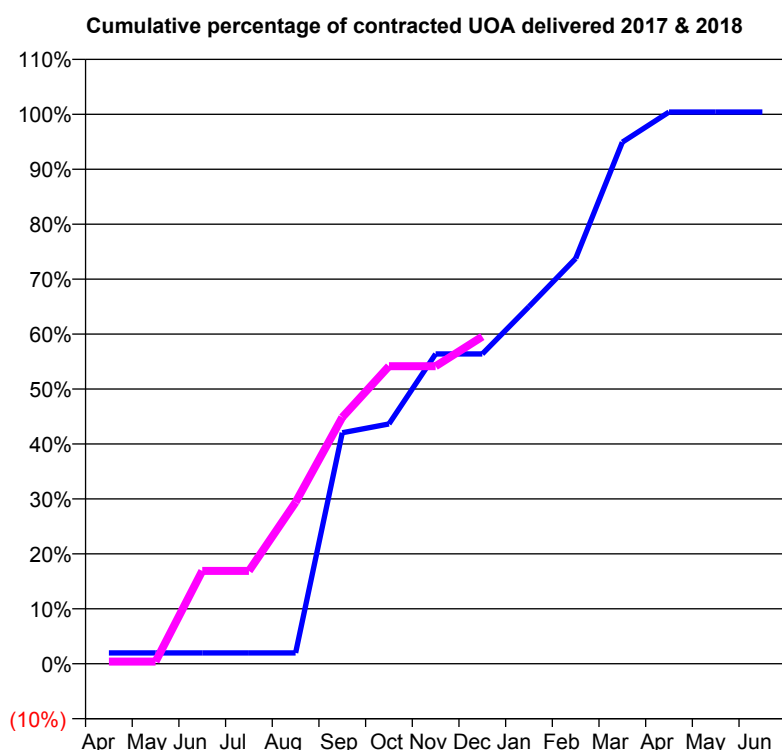
* Figures in italics indicate that the base number is less than 100.

Q62 - Vital Signs Orthodontic At a Glance Contract Report for 22127/0003 - December 2017

Name or company name	MR NP WALDRON
Contract type name	PDS Contract
Purpose of contract	Orthodontic
Contract start date	01/04/2006
Contract end date	31/03/2019

17/18 Contracted general activity (UDA)	0
Carry forward general activity (UDA)	0
17/18 Contracted orthodontic activity (UOA)	2,717
Carry forward orthodontic activity (UOA)	-11
Baseline contract value	£183,464.63

ACCESS	Contract	England and Wales
24 month ratio of assessments to patient IDs	1.04	1.09

ACTIVITY


Month	Adjusted Scheduled Activity (UOA)	
	2017	2018
April	54	11
May	54	11
June	54	459
July	54	459
August	54	799
September	1,142	1,219
October	1,186	1,471
November	1,532	1,471
December	1,532	1,618
January	1,766	
February	2,004	
March	2,579	
April	2,728	
May	2,728	
June	2,728	

QUALITY	Contract Quantity	Contract Base Number	Contract *	Region	England
% of all assessments that were assess and fit appliances (rolling 12 month period)	140	163	85.9%	59.0%	58.6%
% of all assessments that were assess and refuse (rolling 12 month period)	12	163	7.4%	14.3%	11.3%
% of all assessments that were assess and review (rolling 12 month period)	11	163	6.7%	26.7%	30.0%
% of terminated courses where treatment was abandoned or discontinued (rolling 12 month period)	2	31	6.5%	5.5%	7.4%
% of completed treatments indicating that PAR score was taken (year to date)	8	14	57.1%	73.3%	64.3%
Rate of removable appliances per 100 fixed appliances - proposed treatment (rolling 12 month period)	3	189	1.59	3.90	5.53
Rate of removable appliances per 100 fixed appliances - completed treatment (rolling 12 month period)	0	58	0.00	3.89	4.60
% of courses of treatment with removable appliances only - proposed treatment (rolling 12 month period)	1	140	0.7%	2.1%	1.9%
% of courses of treatment with removable appliances only - completed treatment (rolling 12 month period)	0	29	0.0%	1.6%	1.4%
% of patients satisfied with the treatment they have received (rolling 12 month period)	3	3	100.0%	94.3%	95.9%

* Figures in italics indicate that the base number is less than 100.

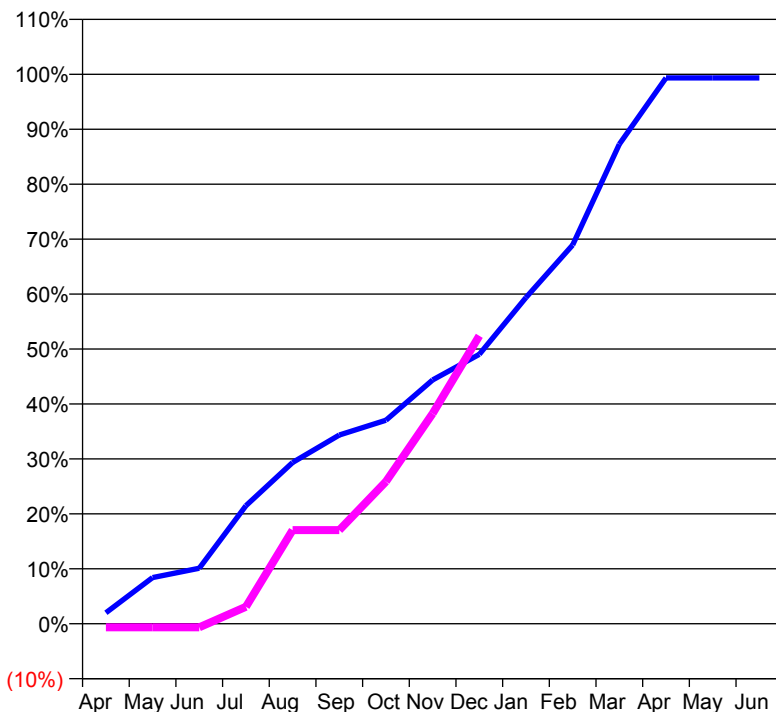
Q62 - Vital Signs Orthodontic At a Glance Contract Report for 230308/0003 - December 2017

Name or company name	MR S HADJ-BAGHERI
Contract type name	GDS Contract
Purpose of contract	Orthodontic
Contract start date	01/04/2006
Contract end date	31/03/2019

17/18 Contracted general activity (UDA)	0
Carry forward general activity (UDA)	0
17/18 Contracted orthodontic activity (UOA)	20,245
Carry forward orthodontic activity (UOA)	134
Baseline contract value	£1,327,647.65

ACCESS

	Contract	England and Wales
24 month ratio of assessments to patient IDs	1.05	1.09

ACTIVITY
Cumulative percentage of contracted UOA delivered 2017 & 2018

Adjusted Scheduled Activity (UOA)

Month	2017	2018
April	405	-134
May	1,704	-134
June	2,044	-134
July	4,350	627
August	5,940	3,451
September	6,953	3,451
October	7,499	5,241
November	8,985	7,747
December	9,926	10,607
January	12,019	
February	13,954	
March	17,670	
April	20,111	
May	20,111	
June	20,111	

QUALITY

	Contract Quantity	Contract Base Number	Contract *	Region	England
% of all assessments that were assess and fit appliances (rolling 12 month period)	992	1,571	63.1%	59.0%	58.6%
% of all assessments that were assess and refuse (rolling 12 month period)	141	1,571	9.0%	14.3%	11.3%
% of all assessments that were assess and review (rolling 12 month period)	438	1,571	27.9%	26.7%	30.0%
% of terminated courses where treatment was abandoned or discontinued (rolling 12 month period)	14	606	2.3%	5.5%	7.4%
% of completed treatments indicating that PAR score was taken (year to date)	449	531	84.6%	73.3%	64.3%
Rate of removable appliances per 100 fixed appliances - proposed treatment (rolling 12 month period)	81	1,862	4.35	3.90	5.53
Rate of removable appliances per 100 fixed appliances - completed treatment (rolling 12 month period)	42	1,157	3.63	3.89	4.60
% of courses of treatment with removable appliances only - proposed treatment (rolling 12 month period)	43	992	4.3%	2.1%	1.9%
% of courses of treatment with removable appliances only - completed treatment (rolling 12 month period)	12	592	2.0%	1.6%	1.4%
% of patients satisfied with the treatment they have received (rolling 12 month period)	24	28	85.7%	94.3%	95.9%

* Figures in italics indicate that the base number is less than 100.

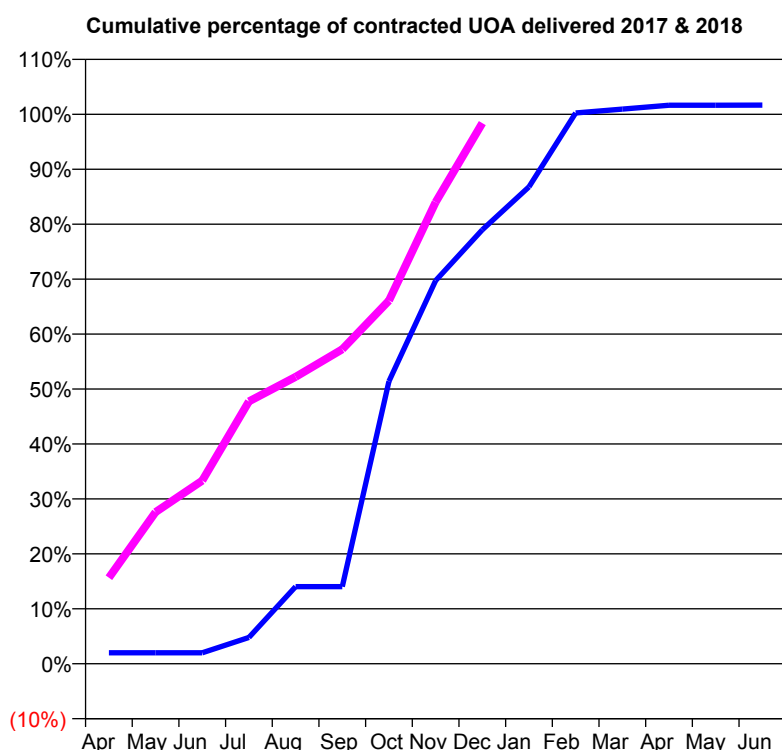
Q62 - Vital Signs Orthodontic At a Glance Contract Report for 653233/0002 - December 2017

Name or company name	MRS F CAMPBELL-BARR
Contract type name	PDS Contract
Purpose of contract	Orthodontic
Contract start date	10/01/2010
Contract end date	31/03/2019

17/18 Contracted general activity (UDA)	0
Carry forward general activity (UDA)	0
17/18 Contracted orthodontic activity (UOA)	3,000
Carry forward orthodontic activity (UOA)	-50
Baseline contract value	£196,746.84

ACCESS

	Contract	England and Wales
24 month ratio of assessments to patient IDs	1.03	1.09

ACTIVITY


Month	Adjusted Scheduled Activity (UOA)	
	2017	2018
April	60	470
May	60	828
June	60	1,000
July	144	1,432
August	421	1,566
September	421	1,717
October	1,542	1,983
November	2,092	2,520
December	2,369	2,952
January	2,604	
February	3,007	
March	3,028	
April	3,049	
May	3,049	
June	3,050	

QUALITY

	Contract Quantity	Contract Base Number	Contract *	Region	England
% of all assessments that were assess and fit appliances (rolling 12 month period)	169	237	71.3%	59.0%	58.6%
% of all assessments that were assess and refuse (rolling 12 month period)	6	237	2.5%	14.3%	11.3%
% of all assessments that were assess and review (rolling 12 month period)	62	237	26.2%	26.7%	30.0%
% of terminated courses where treatment was abandoned or discontinued (rolling 12 month period)	11	172	6.4%	5.5%	7.4%
% of completed treatments indicating that PAR score was taken (year to date)	99	100	99.0%	73.3%	64.3%
Rate of removable appliances per 100 fixed appliances - proposed treatment (rolling 12 month period)	4	15	26.67	3.90	5.53
Rate of removable appliances per 100 fixed appliances - completed treatment (rolling 12 month period)	0	0	N/A	3.89	4.60
% of courses of treatment with removable appliances only - proposed treatment (rolling 12 month period)	4	169	2.4%	2.1%	1.9%
% of courses of treatment with removable appliances only - completed treatment (rolling 12 month period)	0	161	0.0%	1.6%	1.4%
% of patients satisfied with the treatment they have received (rolling 12 month period)	6	7	85.7%	94.3%	95.9%

* Figures in italics indicate that the base number is less than 100.

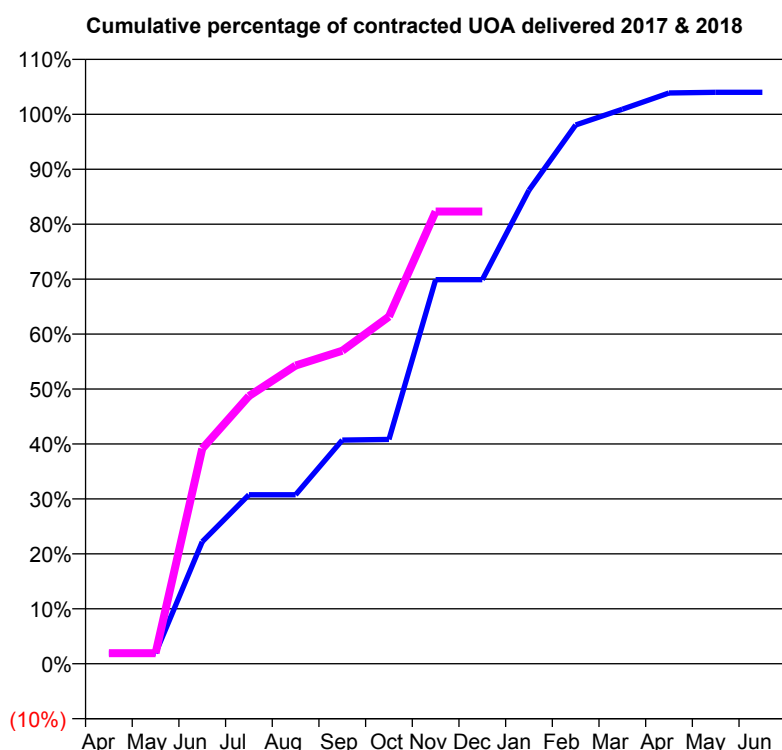
Q62 - Vital Signs Orthodontic At a Glance Contract Report for 740489/0001 - December 2017

Name or company name	MR TS CHEEMA
Contract type name	GDS Contract
Purpose of contract	General and Orthodontic
Contract start date	01/04/2006
Contract end date	

17/18 Contracted general activity (UDA)	6,236
Carry forward general activity (UDA)	-89
17/18 Contracted orthodontic activity (UOA)	774
Carry forward orthodontic activity (UOA)	-15
Baseline contract value	£205,540.09

ACCESS

	Contract	England and Wales
24 month ratio of assessments to patient IDs	1.26	1.09

ACTIVITY


Month	Adjusted Scheduled Activity (UOA)	
	2017	2018
April	15	15
May	15	15
June	172	303
July	238	377
August	238	420
September	315	441
October	316	489
November	541	637
December	541	637
January	667	
February	759	
March	781	
April	804	
May	805	
June	805	

QUALITY

	Contract Quantity	Contract Base Number	Contract *	Region	England
% of all assessments that were assess and fit appliances (rolling 12 month period)	40	111	36.0%	59.0%	58.6%
% of all assessments that were assess and refuse (rolling 12 month period)	6	111	5.4%	14.3%	11.3%
% of all assessments that were assess and review (rolling 12 month period)	65	111	58.6%	26.7%	30.0%
% of terminated courses where treatment was abandoned or discontinued (rolling 12 month period)	4	38	10.5%	5.5%	7.4%
% of completed treatments indicating that PAR score was taken (year to date)	25	25	100.0%	73.3%	64.3%
Rate of removable appliances per 100 fixed appliances - proposed treatment (rolling 12 month period)	0	55	0.00	3.90	5.53
Rate of removable appliances per 100 fixed appliances - completed treatment (rolling 12 month period)	0	0	N/A	3.89	4.60
% of courses of treatment with removable appliances only - proposed treatment (rolling 12 month period)	0	40	0.0%	2.1%	1.9%
% of courses of treatment with removable appliances only - completed treatment (rolling 12 month period)	0	34	0.0%	1.6%	1.4%
% of patients satisfied with the treatment they have received (rolling 12 month period)	0	0	N/A	94.3%	95.9%

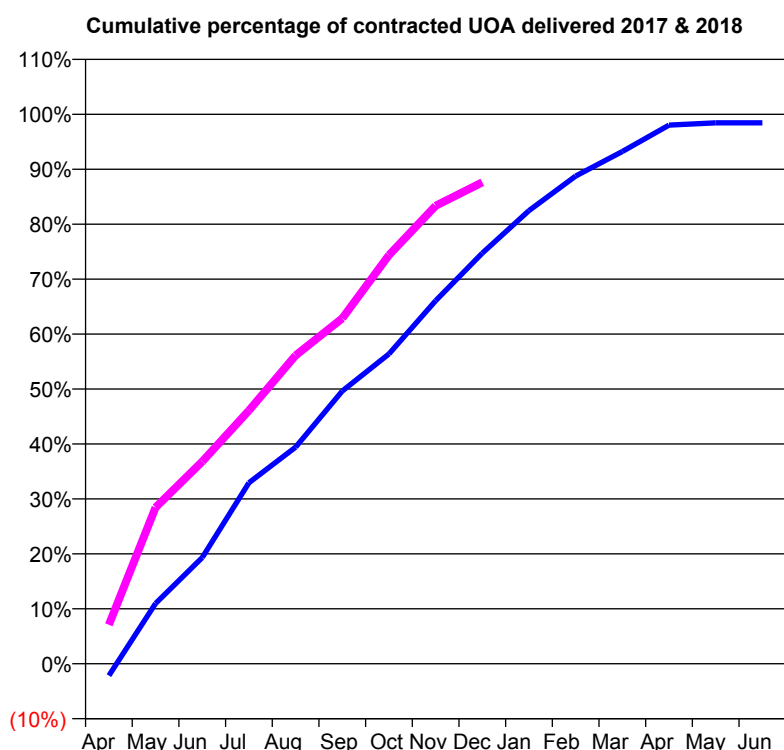
* Figures in italics indicate that the base number is less than 100.

Q62 - Vital Signs Orthodontic At a Glance Contract Report for 741590/0001 - December 2017

Name or company name	MISS FJ MILLEN
Contract type name	PDS Contract
Purpose of contract	Orthodontic
Contract start date	01/04/2006
Contract end date	31/03/2019

17/18 Contracted general activity (UDA)	0
Carry forward general activity (UDA)	0
17/18 Contracted orthodontic activity (UOA)	7,040
Carry forward orthodontic activity (UOA)	110
Baseline contract value	£446,983.77

ACCESS	Contract	England and Wales
24 month ratio of assessments to patient IDs	1.00	1.09

ACTIVITY


Month	Adjusted Scheduled Activity (UOA)	
	2017	2018
April	-153	499
May	773	2,003
June	1,361	2,591
July	2,319	3,246
August	2,775	3,951
September	3,495	4,425
October	3,970	5,236
November	4,652	5,868
December	5,261	6,169
January	5,807	
February	6,249	
March	6,564	
April	6,901	
May	6,930	
June	6,930	

QUALITY	Contract Quantity	Contract Base Number	Contract *	Region	England
% of all assessments that were assess and fit appliances (rolling 12 month period)	382	456	83.8%	59.0%	58.6%
% of all assessments that were assess and refuse (rolling 12 month period)	63	456	13.8%	14.3%	11.3%
% of all assessments that were assess and review (rolling 12 month period)	11	456	2.4%	26.7%	30.0%
% of terminated courses where treatment was abandoned or discontinued (rolling 12 month period)	26	329	7.9%	5.5%	7.4%
% of completed treatments indicating that PAR score was taken (year to date)	219	236	92.8%	73.3%	64.3%
Rate of removable appliances per 100 fixed appliances - proposed treatment (rolling 12 month period)	25	746	3.35	3.90	5.53
Rate of removable appliances per 100 fixed appliances - completed treatment (rolling 12 month period)	20	580	3.45	3.89	4.60
% of courses of treatment with removable appliances only - proposed treatment (rolling 12 month period)	8	382	2.1%	2.1%	1.9%
% of courses of treatment with removable appliances only - completed treatment (rolling 12 month period)	10	303	3.3%	1.6%	1.4%
% of patients satisfied with the treatment they have received (rolling 12 month period)	14	14	100.0%	94.3%	95.9%

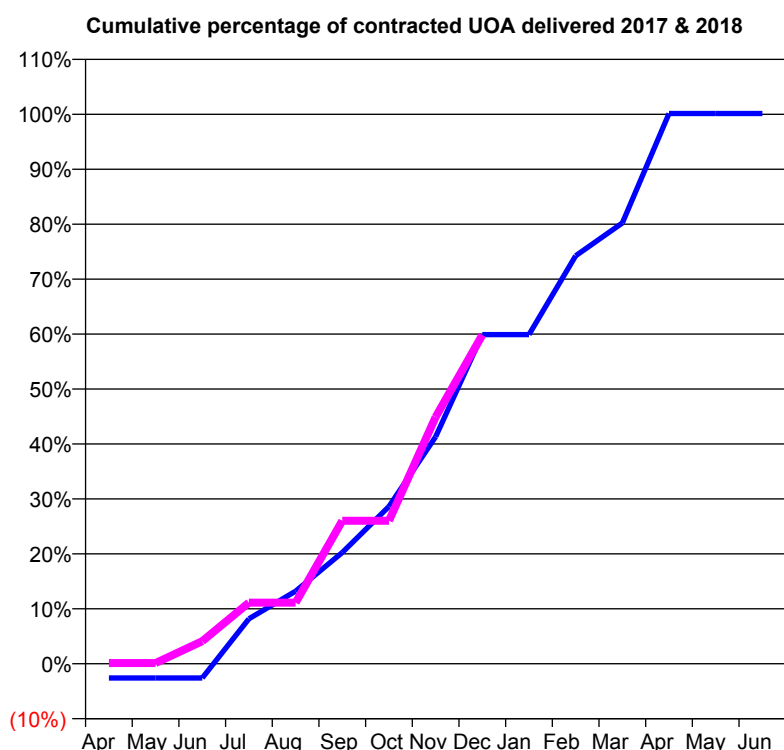
* Figures in italics indicate that the base number is less than 100.

Q62 - Vital Signs Orthodontic At a Glance Contract Report for 754382/0001 - December 2017

Name or company name	MISS M MOKHBER
Contract type name	PDS Contract
Purpose of contract	Orthodontic
Contract start date	01/04/2006
Contract end date	31/03/2019

17/18 Contracted general activity (UDA)	0
Carry forward general activity (UDA)	0
17/18 Contracted orthodontic activity (UOA)	2,113
Carry forward orthodontic activity (UOA)	-3
Baseline contract value	£138,557.47

ACCESS	Contract	England and Wales
24 month ratio of assessments to patient IDs	1.00	1.09

ACTIVITY


Month	Adjusted Scheduled Activity (UOA)	
	2017	2018
April	-55	3
May	-55	3
June	-55	87
July	173	235
August	279	235
September	428	550
October	605	550
November	873	949
December	1,266	1,264
January	1,266	
February	1,569	
March	1,695	
April	2,116	
May	2,116	
June	2,116	

QUALITY	Contract Quantity	Contract Base Number	Contract *	Region	England
% of all assessments that were assess and fit appliances (rolling 12 month period)	100	116	86.2%	59.0%	58.6%
% of all assessments that were assess and refuse (rolling 12 month period)	12	116	10.3%	14.3%	11.3%
% of all assessments that were assess and review (rolling 12 month period)	4	116	3.4%	26.7%	30.0%
% of terminated courses where treatment was abandoned or discontinued (rolling 12 month period)	0	90	0.0%	5.5%	7.4%
% of completed treatments indicating that PAR score was taken (year to date)	77	77	100.0%	73.3%	64.3%
Rate of removable appliances per 100 fixed appliances - proposed treatment (rolling 12 month period)	2	200	1.00	3.90	5.53
Rate of removable appliances per 100 fixed appliances - completed treatment (rolling 12 month period)	0	180	0.00	3.89	4.60
% of courses of treatment with removable appliances only - proposed treatment (rolling 12 month period)	0	100	0.0%	2.1%	1.9%
% of courses of treatment with removable appliances only - completed treatment (rolling 12 month period)	0	90	0.0%	1.6%	1.4%
% of patients satisfied with the treatment they have received (rolling 12 month period)	3	3	100.0%	94.3%	95.9%

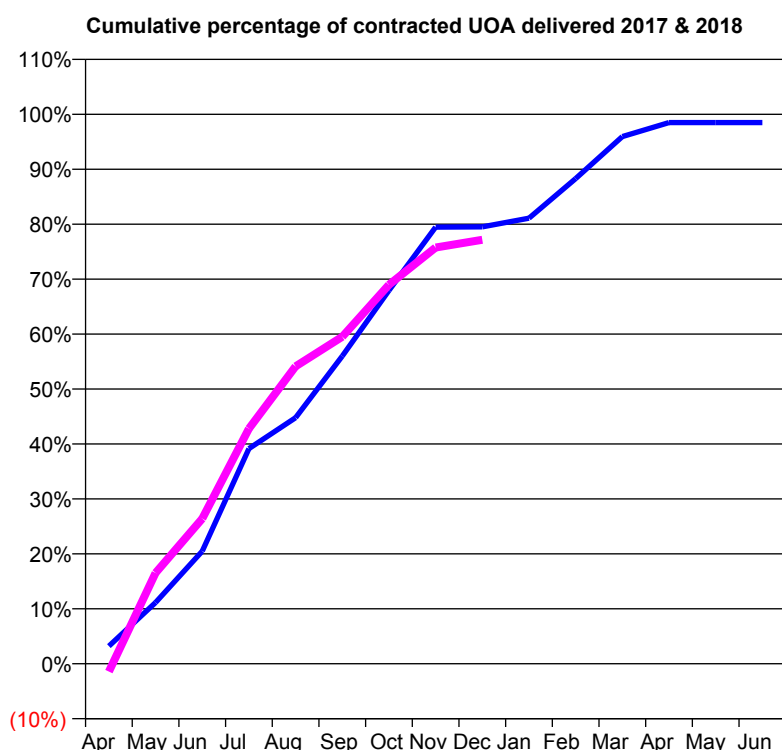
* Figures in italics indicate that the base number is less than 100.

Q62 - Vital Signs Orthodontic At a Glance Contract Report for 763950/0003 - December 2017

Name or company name	Northbridge Ortho Ltd
Contract type name	PDS Contract
Purpose of contract	Orthodontic
Contract start date	01/06/2008
Contract end date	31/03/2018

17/18 Contracted general activity (UDA)	0
Carry forward general activity (UDA)	0
17/18 Contracted orthodontic activity (UOA)	1,650
Carry forward orthodontic activity (UOA)	25
Baseline contract value	£111,468.59

ACCESS	Contract	England and Wales
24 month ratio of assessments to patient IDs	1.01	1.09

ACTIVITY


Month	Adjusted Scheduled Activity (UOA)	
	2017	2018
April	53	-24
May	184	273
June	338	436
July	646	706
August	739	893
September	924	982
October	1,121	1,138
November	1,311	1,250
December	1,312	1,273
January	1,338	
February	1,457	
March	1,583	
April	1,625	
May	1,625	
June	1,625	

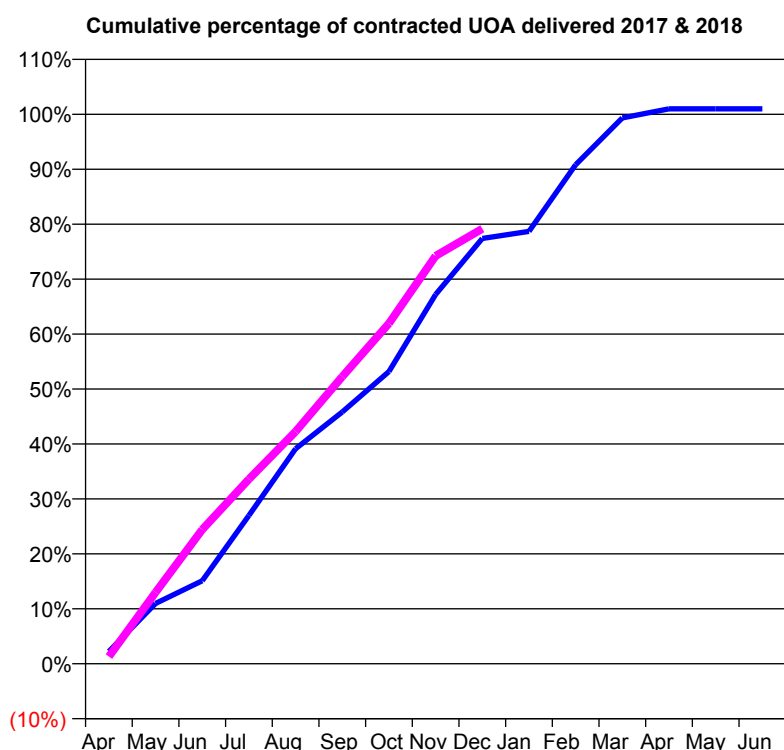
QUALITY	Contract Quantity	Contract Base Number	Contract *	Region	England
% of all assessments that were assess and fit appliances (rolling 12 month period)	71	189	37.6%	59.0%	58.6%
% of all assessments that were assess and refuse (rolling 12 month period)	15	189	7.9%	14.3%	11.3%
% of all assessments that were assess and review (rolling 12 month period)	103	189	54.5%	26.7%	30.0%
% of terminated courses where treatment was abandoned or discontinued (rolling 12 month period)	3	64	4.7%	5.5%	7.4%
% of completed treatments indicating that PAR score was taken (year to date)	35	48	72.9%	73.3%	64.3%
Rate of removable appliances per 100 fixed appliances - proposed treatment (rolling 12 month period)	2	137	1.46	3.90	5.53
Rate of removable appliances per 100 fixed appliances - completed treatment (rolling 12 month period)	4	117	3.42	3.89	4.60
% of courses of treatment with removable appliances only - proposed treatment (rolling 12 month period)	1	71	1.4%	2.1%	1.9%
% of courses of treatment with removable appliances only - completed treatment (rolling 12 month period)	1	61	1.6%	1.6%	1.4%
% of patients satisfied with the treatment they have received (rolling 12 month period)	1	1	100.0%	94.3%	95.9%

* Figures in italics indicate that the base number is less than 100.

Q62 - Vital Signs Orthodontic At a Glance Contract Report for 763950/0004 - December 2017

Name or company name	Northbridge Ortho Ltd	17/18 Contracted general activity (UDA)	0
Contract type name	PDS Contract	Carry forward general activity (UDA)	0
Purpose of contract	Orthodontic	17/18 Contracted orthodontic activity (UOA)	6,552
Contract start date	01/06/2008	Carry forward orthodontic activity (UOA)	-65
Contract end date	31/03/2019	Baseline contract value	£442,662.32

ACCESS	Contract	England and Wales
24 month ratio of assessments to patient IDs	1.05	1.09

ACTIVITY


Month	Adjusted Scheduled Activity (UOA)	
	2017	2018
April	147	86
May	719	851
June	989	1,601
July	1,769	2,201
August	2,564	2,769
September	3,002	3,424
October	3,484	4,058
November	4,403	4,863
December	5,072	5,188
January	5,156	
February	5,951	
March	6,509	
April	6,617	
May	6,617	
June	6,617	

QUALITY	Contract Quantity	Contract Base Number	Contract *	Region	England
% of all assessments that were assess and fit appliances (rolling 12 month period)	314	492	63.8%	59.0%	58.6%
% of all assessments that were assess and refuse (rolling 12 month period)	33	492	6.7%	14.3%	11.3%
% of all assessments that were assess and review (rolling 12 month period)	145	492	29.5%	26.7%	30.0%
% of terminated courses where treatment was abandoned or discontinued (rolling 12 month period)	11	304	3.6%	5.5%	7.4%
% of completed treatments indicating that PAR score was taken (year to date)	146	231	63.2%	73.3%	64.3%
Rate of removable appliances per 100 fixed appliances - proposed treatment (rolling 12 month period)	20	613	3.26	3.90	5.53
Rate of removable appliances per 100 fixed appliances - completed treatment (rolling 12 month period)	13	562	2.31	3.89	4.60
% of courses of treatment with removable appliances only - proposed treatment (rolling 12 month period)	6	314	1.9%	2.1%	1.9%
% of courses of treatment with removable appliances only - completed treatment (rolling 12 month period)	6	293	2.0%	1.6%	1.4%
% of patients satisfied with the treatment they have received (rolling 12 month period)	8	8	100.0%	94.3%	95.9%

* Figures in italics indicate that the base number is less than 100.

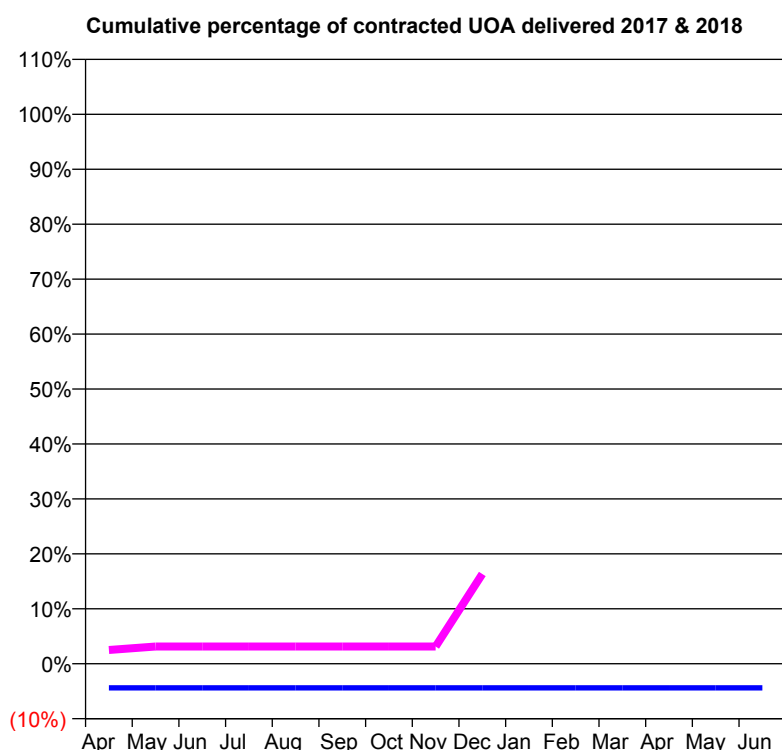
Q62 - Vital Signs Orthodontic At a Glance Contract Report for 812196/0001 - December 2017

Name or company name	MISS JP WATKINS
Contract type name	GDS Contract
Purpose of contract	General and Orthodontic
Contract start date	01/04/2006
Contract end date	

17/18 Contracted general activity (UDA)	1,719
Carry forward general activity (UDA)	79
17/18 Contracted orthodontic activity (UOA)	159
Carry forward orthodontic activity (UOA)	-3
Baseline contract value	£51,051.05

ACCESS	Contract	England and Wales
--------	----------	-------------------

24 month ratio of assessments to patient IDs	1.00	1.09
--	------	------

ACTIVITY


Month	Adjusted Scheduled Activity (UOA)	
	2017	2018
April	-7	4
May	-7	5
June	-7	5
July	-7	5
August	-7	5
September	-7	5
October	-7	5
November	-7	5
December	-7	26
January	-7	
February	-7	
March	-7	
April	-7	
May	-7	
June	-7	

QUALITY	Contract Quantity	Contract Base Number	Contract *	Region	England
% of all assessments that were assess and fit appliances (rolling 12 month period)	1	3	33.3%	59.0%	58.6%
% of all assessments that were assess and refuse (rolling 12 month period)	0	3	0.0%	14.3%	11.3%
% of all assessments that were assess and review (rolling 12 month period)	2	3	66.7%	26.7%	30.0%
% of terminated courses where treatment was abandoned or discontinued (rolling 12 month period)	0	0	N/A	5.5%	7.4%
% of completed treatments indicating that PAR score was taken (year to date)	0	0	N/A	73.3%	64.3%
Rate of removable appliances per 100 fixed appliances - proposed treatment (rolling 12 month period)	0	2	0.00	3.90	5.53
Rate of removable appliances per 100 fixed appliances - completed treatment (rolling 12 month period)	0	0	N/A	3.89	4.60
% of courses of treatment with removable appliances only - proposed treatment (rolling 12 month period)	0	1	0.0%	2.1%	1.9%
% of courses of treatment with removable appliances only - completed treatment (rolling 12 month period)	0	0	N/A	1.6%	1.4%
% of patients satisfied with the treatment they have received (rolling 12 month period)	0	0	N/A	94.3%	95.9%

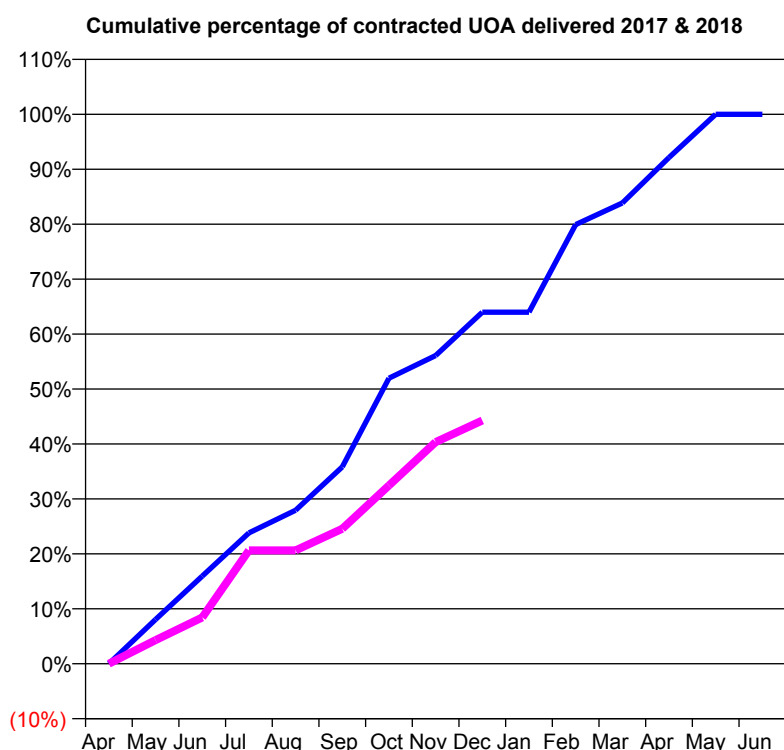
* Figures in italics indicate that the base number is less than 100.

Q62 - Vital Signs Orthodontic At a Glance Contract Report for 813923/0002 - December 2017

Name or company name	MR JS MANDAIR
Contract type name	GDS Contract
Purpose of contract	General and Orthodontic
Contract start date	01/11/2006
Contract end date	

17/18 Contracted general activity (UDA)	4,546
Carry forward general activity (UDA)	-29
17/18 Contracted orthodontic activity (UOA)	533
Carry forward orthodontic activity (UOA)	0
Baseline contract value	£199,702.79

ACCESS	Contract	England and Wales
24 month ratio of assessments to patient IDs	1.02	1.09

ACTIVITY


Month	Adjusted Scheduled Activity (UOA)	
	2017	2018
April	0	0
May	43	23
June	85	45
July	127	110
August	149	110
September	191	131
October	277	173
November	299	215
December	341	236
January	341	
February	426	
March	447	
April	491	
May	533	
June	533	

QUALITY	Contract Quantity	Contract Base Number	Contract *	Region	England
% of all assessments that were assess and fit appliances (rolling 12 month period)	20	24	83.3%	59.0%	58.6%
% of all assessments that were assess and refuse (rolling 12 month period)	2	24	8.3%	14.3%	11.3%
% of all assessments that were assess and review (rolling 12 month period)	2	24	8.3%	26.7%	30.0%
% of terminated courses where treatment was abandoned or discontinued (rolling 12 month period)	0	32	0.0%	5.5%	7.4%
% of completed treatments indicating that PAR score was taken (year to date)	6	26	23.1%	73.3%	64.3%
Rate of removable appliances per 100 fixed appliances - proposed treatment (rolling 12 month period)	0	38	0.00	3.90	5.53
Rate of removable appliances per 100 fixed appliances - completed treatment (rolling 12 month period)	0	62	0.00	3.89	4.60
% of courses of treatment with removable appliances only - proposed treatment (rolling 12 month period)	0	20	0.0%	2.1%	1.9%
% of courses of treatment with removable appliances only - completed treatment (rolling 12 month period)	0	32	0.0%	1.6%	1.4%
% of patients satisfied with the treatment they have received (rolling 12 month period)	2	2	100.0%	94.3%	95.9%

* Figures in italics indicate that the base number is less than 100.

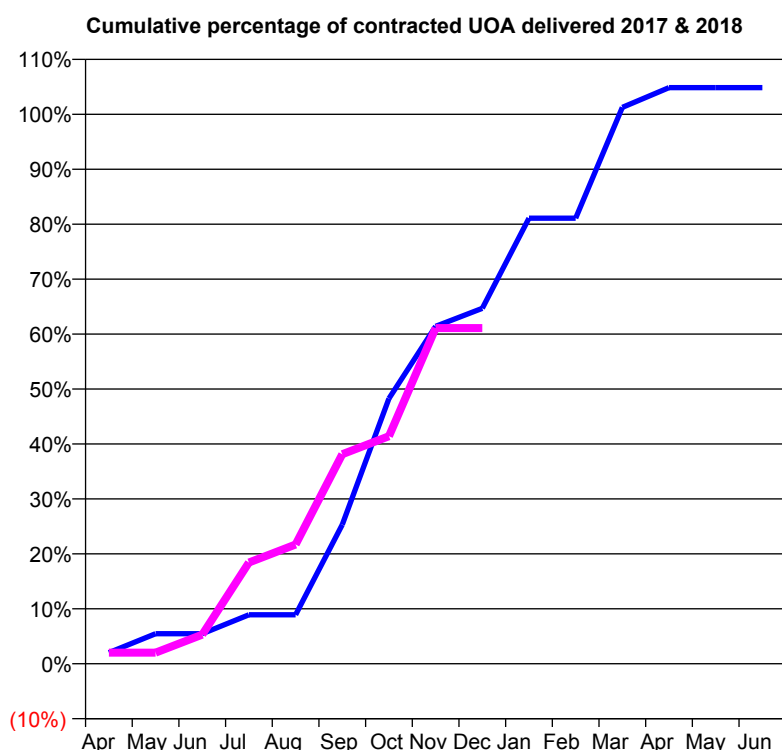
Q62 - Vital Signs Orthodontic At a Glance Contract Report for 846791/0001 - December 2017

Name or company name	MR RM HENNEBRY
Contract type name	PDS Contract
Purpose of contract	Orthodontic
Contract start date	01/04/2006
Contract end date	31/03/2019

17/18 Contracted general activity (UDA)	0
Carry forward general activity (UDA)	0
17/18 Contracted orthodontic activity (UOA)	640
Carry forward orthodontic activity (UOA)	-13
Baseline contract value	£41,972.65

ACCESS

	Contract	England and Wales
24 month ratio of assessments to patient IDs	1.02	1.09

ACTIVITY


Month	Adjusted Scheduled Activity (UOA)	
	2017	2018
April	13	13
May	35	13
June	35	34
July	57	118
August	57	139
September	162	244
October	309	265
November	393	391
December	414	391
January	519	
February	519	
March	648	
April	671	
May	671	
June	671	

QUALITY

	Contract Quantity	Contract Base Number	Contract *	Region	England
% of all assessments that were assess and fit appliances (rolling 12 month period)	29	55	52.7%	59.0%	58.6%
% of all assessments that were assess and refuse (rolling 12 month period)	5	55	9.1%	14.3%	11.3%
% of all assessments that were assess and review (rolling 12 month period)	21	55	38.2%	26.7%	30.0%
% of terminated courses where treatment was abandoned or discontinued (rolling 12 month period)	1	31	3.2%	5.5%	7.4%
% of completed treatments indicating that PAR score was taken (year to date)	24	24	100.0%	73.3%	64.3%
Rate of removable appliances per 100 fixed appliances - proposed treatment (rolling 12 month period)	0	57	0.00	3.90	5.53
Rate of removable appliances per 100 fixed appliances - completed treatment (rolling 12 month period)	0	0	N/A	3.89	4.60
% of courses of treatment with removable appliances only - proposed treatment (rolling 12 month period)	0	29	0.0%	2.1%	1.9%
% of courses of treatment with removable appliances only - completed treatment (rolling 12 month period)	0	30	0.0%	1.6%	1.4%
% of patients satisfied with the treatment they have received (rolling 12 month period)	1	1	100.0%	94.3%	95.9%

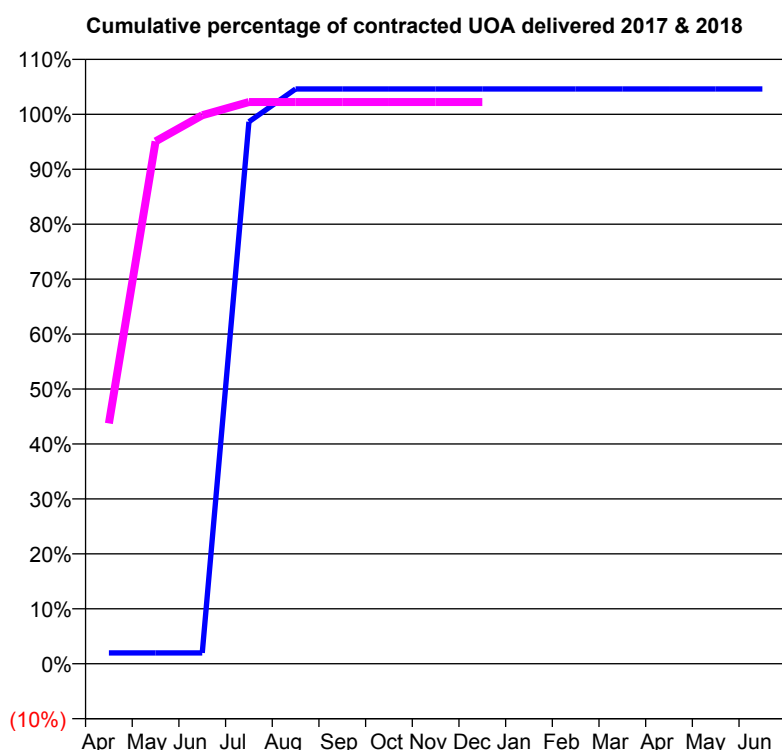
* Figures in italics indicate that the base number is less than 100.

Q62 - Vital Signs Orthodontic At a Glance Contract Report for 854859/0001 - December 2017

Name or company name	MR NN LAI
Contract type name	PDS Contract
Purpose of contract	Orthodontic
Contract start date	01/04/2006
Contract end date	31/03/2019

17/18 Contracted general activity (UDA)	0
Carry forward general activity (UDA)	0
17/18 Contracted orthodontic activity (UOA)	1,760
Carry forward orthodontic activity (UOA)	-35
Baseline contract value	£114,670.22

ACCESS	Contract	England and Wales
24 month ratio of assessments to patient IDs	1.00	1.09

ACTIVITY


Month	Adjusted Scheduled Activity (UOA)	
	2017	2018
April	35	770
May	35	1,673
June	35	1,757
July	1,736	1,799
August	1,841	1,799
September	1,841	1,799
October	1,841	1,799
November	1,841	1,799
December	1,841	1,799
January	1,841	
February	1,841	
March	1,841	
April	1,841	
May	1,841	
June	1,841	

QUALITY

	Contract Quantity	Contract Base Number	Contract *	Region	England
% of all assessments that were assess and fit appliances (rolling 12 month period)	84	84	100.0%	59.0%	58.6%
% of all assessments that were assess and refuse (rolling 12 month period)	0	84	0.0%	14.3%	11.3%
% of all assessments that were assess and review (rolling 12 month period)	0	84	0.0%	26.7%	30.0%
% of terminated courses where treatment was abandoned or discontinued (rolling 12 month period)	0	87	0.0%	5.5%	7.4%
% of completed treatments indicating that PAR score was taken (year to date)	0	63	0.0%	73.3%	64.3%
Rate of removable appliances per 100 fixed appliances - proposed treatment (rolling 12 month period)	0	168	0.00	3.90	5.53
Rate of removable appliances per 100 fixed appliances - completed treatment (rolling 12 month period)	0	0	N/A	3.89	4.60
% of courses of treatment with removable appliances only - proposed treatment (rolling 12 month period)	0	84	0.0%	2.1%	1.9%
% of courses of treatment with removable appliances only - completed treatment (rolling 12 month period)	0	87	0.0%	1.6%	1.4%
% of patients satisfied with the treatment they have received (rolling 12 month period)	2	2	100.0%	94.3%	95.9%

* Figures in italics indicate that the base number is less than 100.

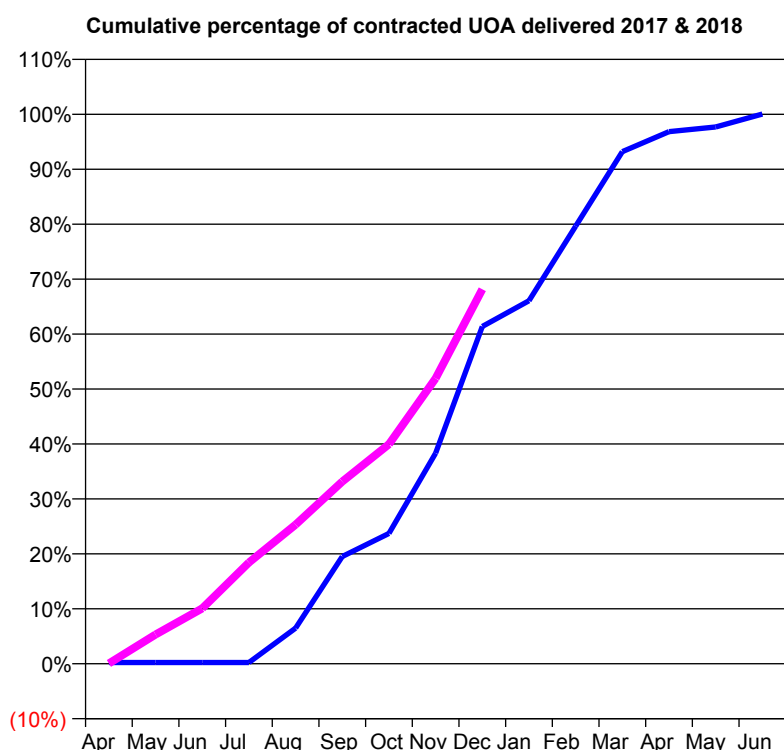
Q62 - Vital Signs Orthodontic At a Glance Contract Report for 912387/0002 - December 2017

Name or company name	MR S KUMAR
Contract type name	PDS Contract
Purpose of contract	Orthodontic
Contract start date	01/04/2006
Contract end date	31/03/2019

17/18 Contracted general activity (UDA)	0
Carry forward general activity (UDA)	0
17/18 Contracted orthodontic activity (UOA)	4,026
Carry forward orthodontic activity (UOA)	-2
Baseline contract value	£264,034.26

ACCESS

	Contract	England and Wales
24 month ratio of assessments to patient IDs	1.01	1.09

ACTIVITY


Month	Adjusted Scheduled Activity (UOA)	
	2017	2018
April	9	2
May	9	215
June	9	406
July	9	742
August	261	1,020
September	786	1,335
October	955	1,608
November	1,543	2,091
December	2,471	2,744
January	2,660	
February	3,206	
March	3,752	
April	3,899	
May	3,933	
June	4,028	

QUALITY

	Contract Quantity	Contract Base Number	Contract *	Region	England
% of all assessments that were assess and fit appliances (rolling 12 month period)	202	297	68.0%	59.0%	58.6%
% of all assessments that were assess and refuse (rolling 12 month period)	6	297	2.0%	14.3%	11.3%
% of all assessments that were assess and review (rolling 12 month period)	89	297	30.0%	26.7%	30.0%
% of terminated courses where treatment was abandoned or discontinued (rolling 12 month period)	13	156	8.3%	5.5%	7.4%
% of completed treatments indicating that PAR score was taken (year to date)	91	102	89.2%	73.3%	64.3%
Rate of removable appliances per 100 fixed appliances - proposed treatment (rolling 12 month period)	3	398	0.75	3.90	5.53
Rate of removable appliances per 100 fixed appliances - completed treatment (rolling 12 month period)	0	282	0.00	3.89	4.60
% of courses of treatment with removable appliances only - proposed treatment (rolling 12 month period)	1	202	0.5%	2.1%	1.9%
% of courses of treatment with removable appliances only - completed treatment (rolling 12 month period)	0	143	0.0%	1.6%	1.4%
% of patients satisfied with the treatment they have received (rolling 12 month period)	0	0	N/A	94.3%	95.9%

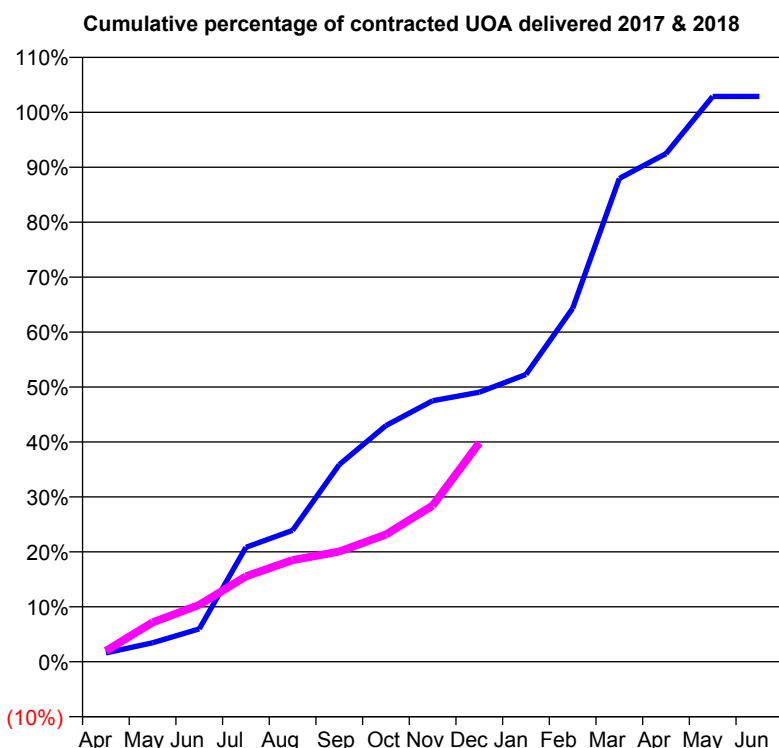
* Figures in italics indicate that the base number is less than 100.

Q62 - Vital Signs Orthodontic At a Glance Contract Report for 913073/0001 - December 2017

Name or company name	MISS SJ BURNS
Contract type name	PDS Contract
Purpose of contract	Orthodontic
Contract start date	01/04/2006
Contract end date	31/03/2019

17/18 Contracted general activity (UDA)	0
Carry forward general activity (UDA)	0
17/18 Contracted orthodontic activity (UOA)	1,421
Carry forward orthodontic activity (UOA)	-28
Baseline contract value	£113,654.09

ACCESS	Contract	England and Wales
24 month ratio of assessments to patient IDs	1.22	1.09

ACTIVITY


Month	Adjusted Scheduled Activity (UOA)	
	2017	2018
April	23	28
May	49	102
June	85	147
July	296	221
August	340	263
September	510	285
October	611	329
November	675	404
December	697	566
January	743	
February	914	
March	1,250	
April	1,314	
May	1,462	
June	1,462	

QUALITY	Contract Quantity	Contract Base Number	Contract *	Region	England
% of all assessments that were assess and fit appliances (rolling 12 month period)	59	142	41.5%	59.0%	58.6%
% of all assessments that were assess and refuse (rolling 12 month period)	8	142	5.6%	14.3%	11.3%
% of all assessments that were assess and review (rolling 12 month period)	75	142	52.8%	26.7%	30.0%
% of terminated courses where treatment was abandoned or discontinued (rolling 12 month period)	13	61	21.3%	5.5%	7.4%
% of completed treatments indicating that PAR score was taken (year to date)	0	32	0.0%	73.3%	64.3%
Rate of removable appliances per 100 fixed appliances - proposed treatment (rolling 12 month period)	6	98	6.12	3.90	5.53
Rate of removable appliances per 100 fixed appliances - completed treatment (rolling 12 month period)	0	0	N/A	3.89	4.60
% of courses of treatment with removable appliances only - proposed treatment (rolling 12 month period)	3	59	5.1%	2.1%	1.9%
% of courses of treatment with removable appliances only - completed treatment (rolling 12 month period)	0	48	0.0%	1.6%	1.4%
% of patients satisfied with the treatment they have received (rolling 12 month period)	0	0	N/A	94.3%	95.9%

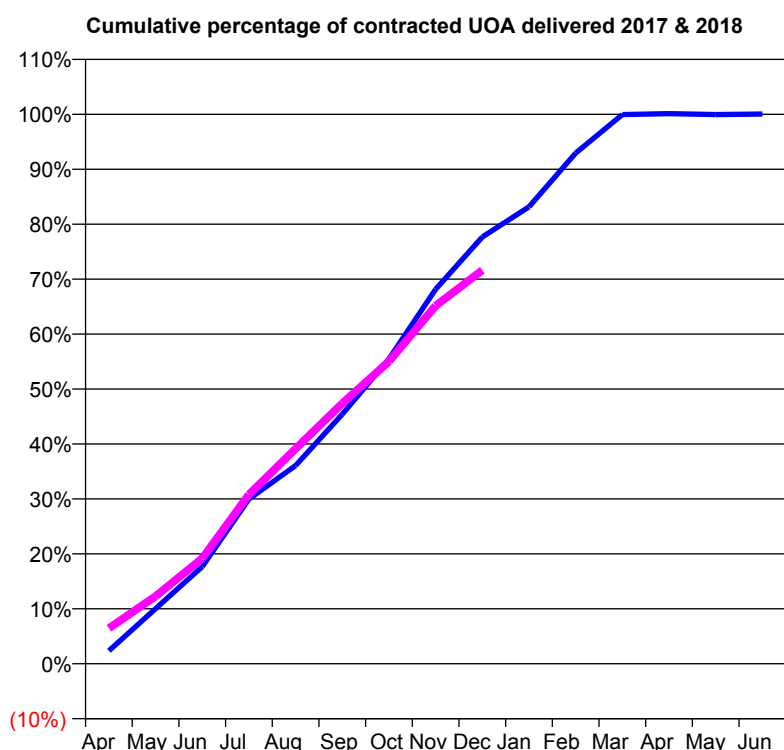
* Figures in italics indicate that the base number is less than 100.

Q62 - Vital Signs Orthodontic At a Glance Contract Report for 919284/0001 - December 2017

Name or company name	MR M ALIMADADIAN
Contract type name	PDS Contract
Purpose of contract	Orthodontic
Contract start date	01/04/2006
Contract end date	31/03/2019

17/18 Contracted general activity (UDA)	0
Carry forward general activity (UDA)	0
17/18 Contracted orthodontic activity (UOA)	24,911
Carry forward orthodontic activity (UOA)	-10
Baseline contract value	£1,633,798.84

ACCESS	Contract	England and Wales
24 month ratio of assessments to patient IDs	1.01	1.09

ACTIVITY


Month	Adjusted Scheduled Activity (UOA)	
	2017	2018
April	589	1,611
May	2,501	3,061
June	4,402	4,776
July	7,466	7,675
August	8,988	9,748
September	11,312	11,802
October	13,823	13,708
November	16,976	16,228
December	19,346	17,843
January	20,711	
February	23,151	
March	24,898	
April	24,940	
May	24,898	
June	24,921	

QUALITY	Contract Quantity	Contract Base Number	Contract *	Region	England
% of all assessments that were assess and fit appliances (rolling 12 month period)	1,116	1,392	80.2%	59.0%	58.6%
% of all assessments that were assess and refuse (rolling 12 month period)	246	1,392	17.7%	14.3%	11.3%
% of all assessments that were assess and review (rolling 12 month period)	30	1,392	2.2%	26.7%	30.0%
% of terminated courses where treatment was abandoned or discontinued (rolling 12 month period)	66	1,190	5.5%	5.5%	7.4%
% of completed treatments indicating that PAR score was taken (year to date)	830	866	95.8%	73.3%	64.3%
Rate of removable appliances per 100 fixed appliances - proposed treatment (rolling 12 month period)	56	2,180	2.57	3.90	5.53
Rate of removable appliances per 100 fixed appliances - completed treatment (rolling 12 month period)	38	2,215	1.72	3.89	4.60
% of courses of treatment with removable appliances only - proposed treatment (rolling 12 month period)	8	1,116	0.7%	2.1%	1.9%
% of courses of treatment with removable appliances only - completed treatment (rolling 12 month period)	5	1,124	0.4%	1.6%	1.4%
% of patients satisfied with the treatment they have received (rolling 12 month period)	49	56	87.5%	94.3%	95.9%

* Figures in italics indicate that the base number is less than 100.

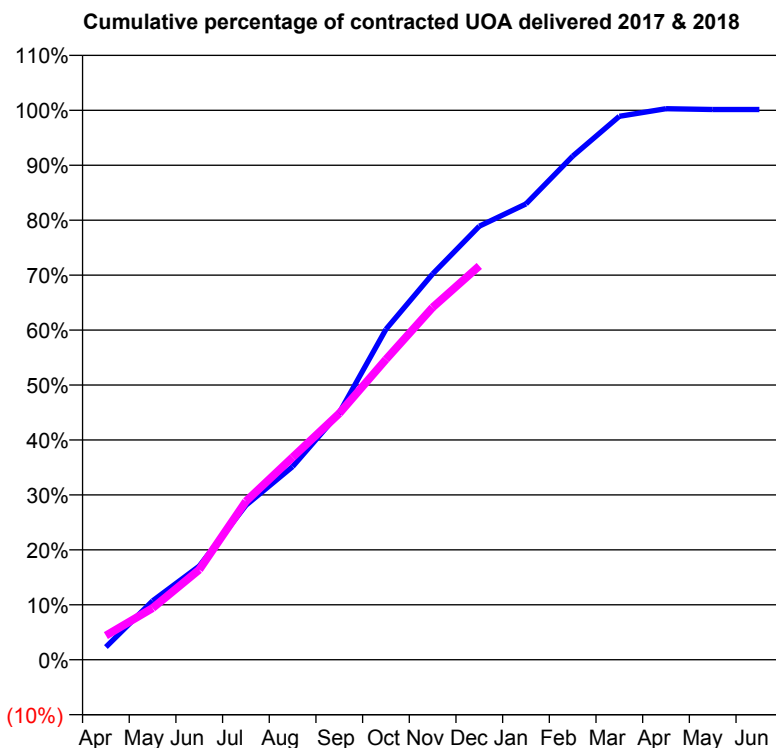
Q62 - Vital Signs Orthodontic At a Glance Contract Report for 919284/0002 - December 2017

Name or company name	MR M ALIMADADIAN
Contract type name	PDS Contract
Purpose of contract	General and Orthodontic
Contract start date	01/04/2006
Contract end date	31/03/2019

17/18 Contracted general activity (UDA)	0
Carry forward general activity (UDA)	0
17/18 Contracted orthodontic activity (UOA)	16,948
Carry forward orthodontic activity (UOA)	-25
Baseline contract value	£1,134,425.71

ACCESS

	Contract	England and Wales
24 month ratio of assessments to patient IDs	1.01	1.09

ACTIVITY


Month	Adjusted Scheduled Activity (UOA)	
	2017	2018
April	392	747
May	1,816	1,593
June	2,890	2,778
July	4,765	4,888
August	5,958	6,246
September	7,618	7,598
October	10,194	9,262
November	11,899	10,868
December	13,374	12,149
January	14,058	
February	15,531	
March	16,763	
April	16,994	
May	16,973	
June	16,973	

QUALITY

	Contract Quantity	Contract Base Number	Contract *	Region	England
% of all assessments that were assess and fit appliances (rolling 12 month period)	752	954	78.8%	59.0%	58.6%
% of all assessments that were assess and refuse (rolling 12 month period)	185	954	19.4%	14.3%	11.3%
% of all assessments that were assess and review (rolling 12 month period)	17	954	1.8%	26.7%	30.0%
% of terminated courses where treatment was abandoned or discontinued (rolling 12 month period)	66	733	9.0%	5.5%	7.4%
% of completed treatments indicating that PAR score was taken (year to date)	490	513	95.5%	73.3%	64.3%
Rate of removable appliances per 100 fixed appliances - proposed treatment (rolling 12 month period)	31	1,474	2.10	3.90	5.53
Rate of removable appliances per 100 fixed appliances - completed treatment (rolling 12 month period)	25	1,300	1.92	3.89	4.60
% of courses of treatment with removable appliances only - proposed treatment (rolling 12 month period)	11	752	1.5%	2.1%	1.9%
% of courses of treatment with removable appliances only - completed treatment (rolling 12 month period)	10	667	1.5%	1.6%	1.4%
% of patients satisfied with the treatment they have received (rolling 12 month period)	20	23	87.0%	94.3%	95.9%

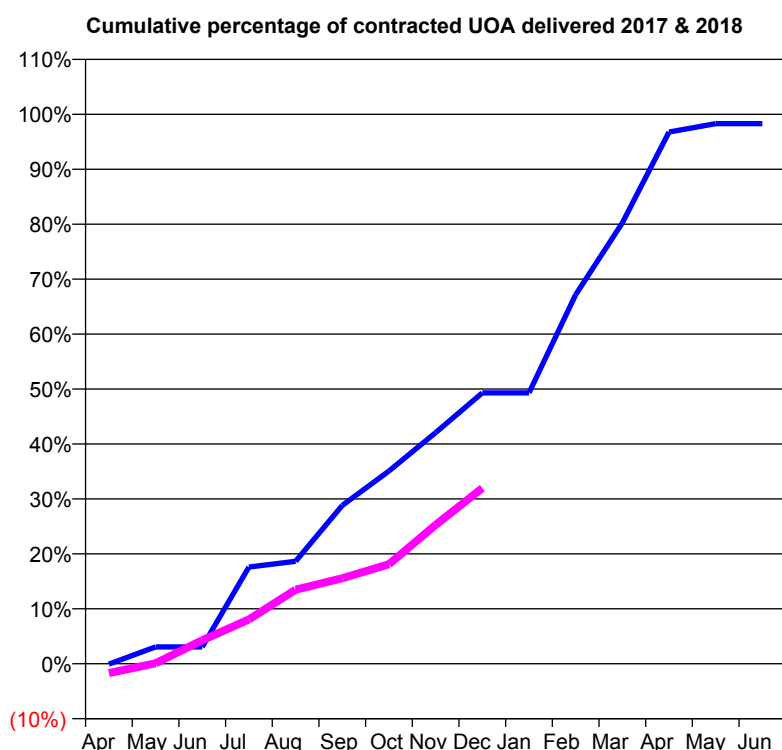
* Figures in italics indicate that the base number is less than 100.

Q62 - Vital Signs Orthodontic At a Glance Contract Report for 925152/0003 - December 2017

Name or company name	MR GP MANCINI
Contract type name	PDS Contract
Purpose of contract	Orthodontic
Contract start date	01/04/2006
Contract end date	31/03/2019

17/18 Contracted general activity (UDA)	0
Carry forward general activity (UDA)	0
17/18 Contracted orthodontic activity (UOA)	4,146
Carry forward orthodontic activity (UOA)	71
Baseline contract value	£271,923.19

ACCESS	Contract	England and Wales
24 month ratio of assessments to patient IDs	1.02	1.09

ACTIVITY


Month	Adjusted Scheduled Activity (UOA)	
	2017	2018
April	-4	-71
May	127	4
June	127	178
July	730	335
August	773	559
September	1,195	645
October	1,454	751
November	1,744	1,048
December	2,044	1,326
January	2,044	
February	2,784	
March	3,327	
April	4,012	
May	4,075	
June	4,075	

QUALITY	Contract Quantity	Contract Base Number	Contract *	Region	England
% of all assessments that were assess and fit appliances (rolling 12 month period)	168	222	75.7%	59.0%	58.6%
% of all assessments that were assess and refuse (rolling 12 month period)	3	222	1.4%	14.3%	11.3%
% of all assessments that were assess and review (rolling 12 month period)	51	222	23.0%	26.7%	30.0%
% of terminated courses where treatment was abandoned or discontinued (rolling 12 month period)	3	136	2.2%	5.5%	7.4%
% of completed treatments indicating that PAR score was taken (year to date)	81	92	88.0%	73.3%	64.3%
Rate of removable appliances per 100 fixed appliances - proposed treatment (rolling 12 month period)	22	303	7.26	3.90	5.53
Rate of removable appliances per 100 fixed appliances - completed treatment (rolling 12 month period)	0	0	N/A	3.89	4.60
% of courses of treatment with removable appliances only - proposed treatment (rolling 12 month period)	2	168	1.2%	2.1%	1.9%
% of courses of treatment with removable appliances only - completed treatment (rolling 12 month period)	0	133	0.0%	1.6%	1.4%
% of patients satisfied with the treatment they have received (rolling 12 month period)	6	9	66.7%	94.3%	95.9%

* Figures in italics indicate that the base number is less than 100.

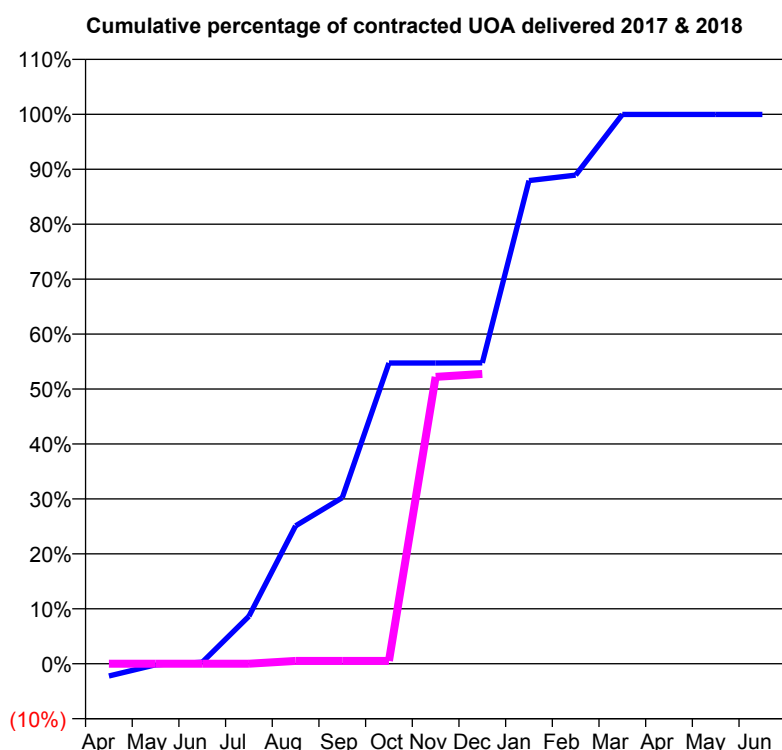
Q62 - Vital Signs Orthodontic At a Glance Contract Report for 925152/0005 - December 2017

Name or company name	MR GP MANCINI
Contract type name	PDS Contract
Purpose of contract	Orthodontic
Contract start date	01/04/2006
Contract end date	31/03/2019

17/18 Contracted general activity (UDA)	0
Carry forward general activity (UDA)	0
17/18 Contracted orthodontic activity (UOA)	4,140
Carry forward orthodontic activity (UOA)	1
Baseline contract value	£271,503.47

ACCESS

	Contract	England and Wales
24 month ratio of assessments to patient IDs	1.04	1.09

ACTIVITY


Month	Adjusted Scheduled Activity (UOA)	
	2017	2018
April	-93	-1
May	-9	-1
June	12	-1
July	358	-1
August	1,039	22
September	1,251	22
October	2,266	22
November	2,266	2,162
December	2,267	2,184
January	3,640	
February	3,682	
March	4,139	
April	4,139	
May	4,139	
June	4,139	

QUALITY

	Contract Quantity	Contract Base Number	Contract *	Region	England
% of all assessments that were assess and fit appliances (rolling 12 month period)	194	243	79.8%	59.0%	58.6%
% of all assessments that were assess and refuse (rolling 12 month period)	3	243	1.2%	14.3%	11.3%
% of all assessments that were assess and review (rolling 12 month period)	46	243	18.9%	26.7%	30.0%
% of terminated courses where treatment was abandoned or discontinued (rolling 12 month period)	4	117	3.4%	5.5%	7.4%
% of completed treatments indicating that PAR score was taken (year to date)	85	102	83.3%	73.3%	64.3%
Rate of removable appliances per 100 fixed appliances - proposed treatment (rolling 12 month period)	17	370	4.59	3.90	5.53
Rate of removable appliances per 100 fixed appliances - completed treatment (rolling 12 month period)	4	222	1.80	3.89	4.60
% of courses of treatment with removable appliances only - proposed treatment (rolling 12 month period)	8	194	4.1%	2.1%	1.9%
% of courses of treatment with removable appliances only - completed treatment (rolling 12 month period)	2	113	1.8%	1.6%	1.4%
% of patients satisfied with the treatment they have received (rolling 12 month period)	1	1	100.0%	94.3%	95.9%

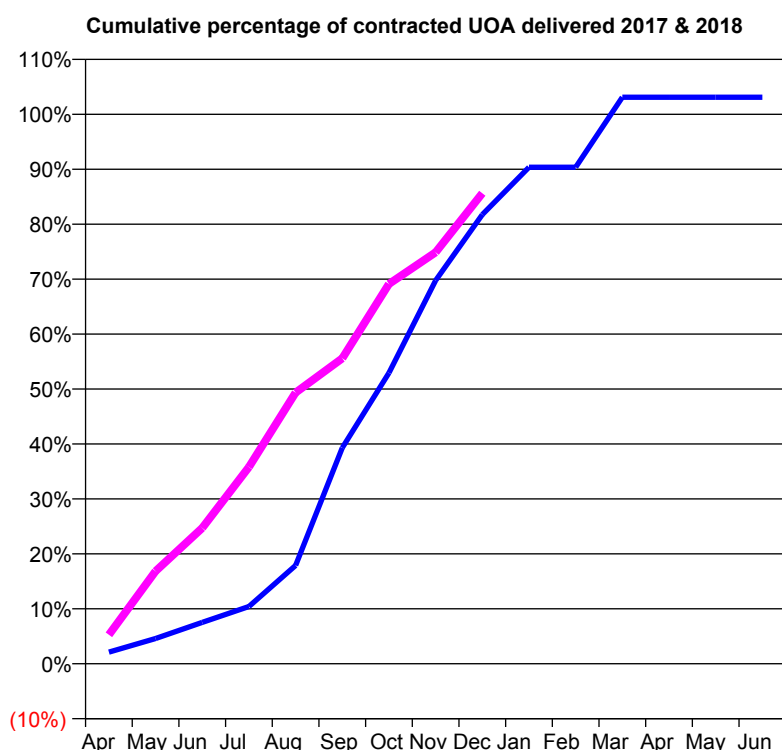
* Figures in italics indicate that the base number is less than 100.

Q62 - Vital Signs Orthodontic At a Glance Contract Report for 959847/0001 - December 2017

Name or company name	MR AY LAM
Contract type name	PDS Contract
Purpose of contract	Orthodontic
Contract start date	01/10/2008
Contract end date	31/03/2019

17/18 Contracted general activity (UDA)	0
Carry forward general activity (UDA)	0
17/18 Contracted orthodontic activity (UOA)	5,116
Carry forward orthodontic activity (UOA)	-102
Baseline contract value	£329,865.80

ACCESS	Contract	England and Wales
24 month ratio of assessments to patient IDs	1.00	1.09

ACTIVITY


Month	Adjusted Scheduled Activity (UOA)	
	2017	2018
April	109	270
May	235	862
June	386	1,265
July	533	1,832
August	915	2,525
September	2,011	2,844
October	2,708	3,537
November	3,569	3,831
December	4,182	4,381
January	4,623	
February	4,623	
March	5,274	
April	5,274	
May	5,274	
June	5,274	

QUALITY	Contract Quantity	Contract Base Number	Contract *	Region	England
% of all assessments that were assess and fit appliances (rolling 12 month period)	260	260	100.0%	59.0%	58.6%
% of all assessments that were assess and refuse (rolling 12 month period)	0	260	0.0%	14.3%	11.3%
% of all assessments that were assess and review (rolling 12 month period)	0	260	0.0%	26.7%	30.0%
% of terminated courses where treatment was abandoned or discontinued (rolling 12 month period)	16	245	6.5%	5.5%	7.4%
% of completed treatments indicating that PAR score was taken (year to date)	177	179	98.9%	73.3%	64.3%
Rate of removable appliances per 100 fixed appliances - proposed treatment (rolling 12 month period)	14	496	2.82	3.90	5.53
Rate of removable appliances per 100 fixed appliances - completed treatment (rolling 12 month period)	10	443	2.26	3.89	4.60
% of courses of treatment with removable appliances only - proposed treatment (rolling 12 month period)	3	260	1.2%	2.1%	1.9%
% of courses of treatment with removable appliances only - completed treatment (rolling 12 month period)	3	229	1.3%	1.6%	1.4%
% of patients satisfied with the treatment they have received (rolling 12 month period)	5	5	100.0%	94.3%	95.9%

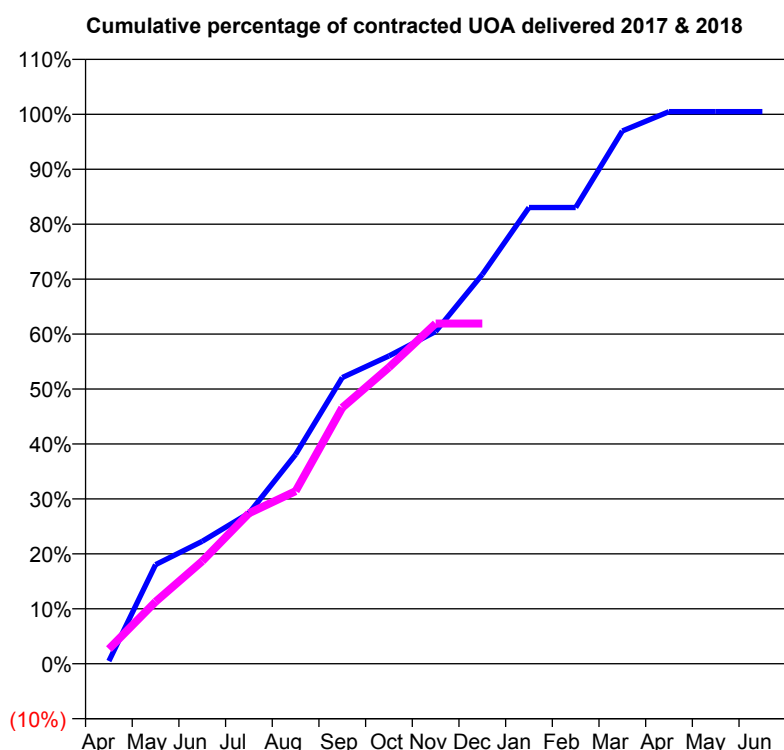
* Figures in italics indicate that the base number is less than 100.

Q63 - Vital Signs Orthodontic At a Glance Contract Report for 111732/0001 - December 2017

Name or company name	Richmond Hill Orthodontics Ltd
Contract type name	PDS Contract
Purpose of contract	Orthodontic
Contract start date	31/10/2014
Contract end date	31/03/2019

17/18 Contracted general activity (UDA)	0
Carry forward general activity (UDA)	0
17/18 Contracted orthodontic activity (UOA)	7,813
Carry forward orthodontic activity (UOA)	-38
Baseline contract value	£514,064.38

ACCESS	Contract	England and Wales
24 month ratio of assessments to patient IDs	1.02	1.09

ACTIVITY


Month	Adjusted Scheduled Activity (UOA)	
	2017	2018
April	38	210
May	1,410	882
June	1,741	1,459
July	2,141	2,139
August	2,975	2,454
September	4,069	3,642
October	4,376	4,213
November	4,724	4,838
December	5,535	4,838
January	6,488	
February	6,488	
March	7,575	
April	7,851	
May	7,851	
June	7,851	

QUALITY	Contract Quantity	Contract Base Number	Contract *	Region	England
% of all assessments that were assess and fit appliances (rolling 12 month period)	346	449	77.1%	59.0%	58.6%
% of all assessments that were assess and refuse (rolling 12 month period)	30	449	6.7%	14.3%	11.3%
% of all assessments that were assess and review (rolling 12 month period)	73	449	16.3%	26.7%	30.0%
% of terminated courses where treatment was abandoned or discontinued (rolling 12 month period)	15	396	3.8%	5.5%	7.4%
% of completed treatments indicating that PAR score was taken (year to date)	303	307	98.7%	73.3%	64.3%
Rate of removable appliances per 100 fixed appliances - proposed treatment (rolling 12 month period)	24	648	3.70	3.90	5.53
Rate of removable appliances per 100 fixed appliances - completed treatment (rolling 12 month period)	1	0	N/A	3.89	4.60
% of courses of treatment with removable appliances only - proposed treatment (rolling 12 month period)	17	346	4.9%	2.1%	1.9%
% of courses of treatment with removable appliances only - completed treatment (rolling 12 month period)	1	381	0.3%	1.6%	1.4%
% of patients satisfied with the treatment they have received (rolling 12 month period)	8	8	100.0%	94.3%	95.9%

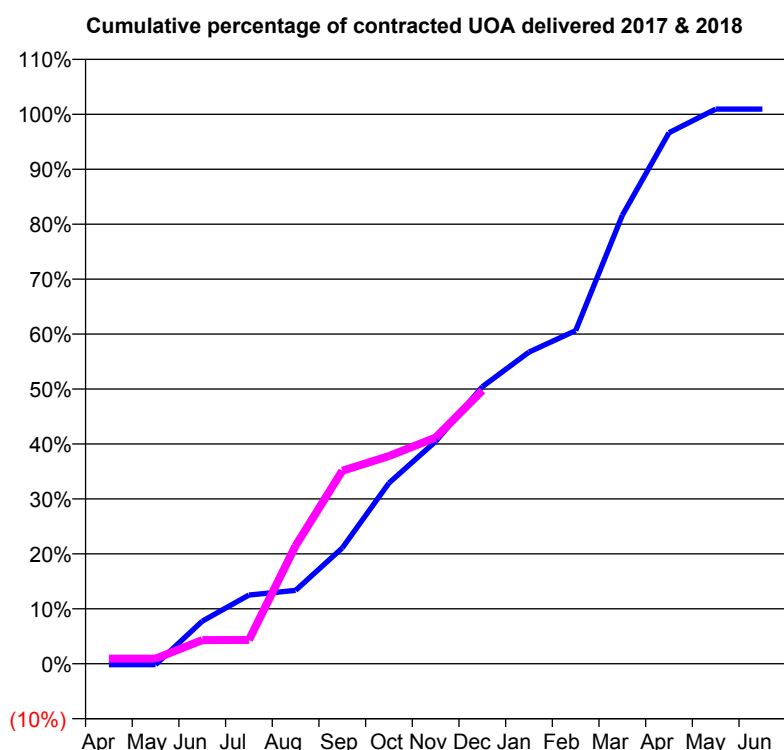
* Figures in italics indicate that the base number is less than 100.

Q63 - Vital Signs Orthodontic At a Glance Contract Report for 115681/0002 - December 2017

Name or company name	Bateman, Knight & McConnell
Contract type name	PDS Contract
Purpose of contract	Orthodontic
Contract start date	01/04/2011
Contract end date	31/03/2019

17/18 Contracted general activity (UDA)	0
Carry forward general activity (UDA)	0
17/18 Contracted orthodontic activity (UOA)	3,638
Carry forward orthodontic activity (UOA)	-34
Baseline contract value	£244,225.27

ACCESS	Contract	England and Wales
24 month ratio of assessments to patient IDs	1.07	1.09

ACTIVITY


Month	Adjusted Scheduled Activity (UOA)	
	2017	2018
April	-7	34
May	-7	34
June	282	157
July	455	158
August	486	782
September	767	1,278
October	1,197	1,375
November	1,472	1,498
December	1,834	1,810
January	2,064	
February	2,206	
March	2,969	
April	3,516	
May	3,672	
June	3,672	

QUALITY

	Contract Quantity	Contract Base Number	Contract *	Region	England
% of all assessments that were assess and fit appliances (rolling 12 month period)	160	428	37.4%	59.0%	58.6%
% of all assessments that were assess and refuse (rolling 12 month period)	33	428	7.7%	14.3%	11.3%
% of all assessments that were assess and review (rolling 12 month period)	235	428	54.9%	26.7%	30.0%
% of terminated courses where treatment was abandoned or discontinued (rolling 12 month period)	5	144	3.5%	5.5%	7.4%
% of completed treatments indicating that PAR score was taken (year to date)	100	102	98.0%	73.3%	64.3%
Rate of removable appliances per 100 fixed appliances - proposed treatment (rolling 12 month period)	18	308	5.84	3.90	5.53
Rate of removable appliances per 100 fixed appliances - completed treatment (rolling 12 month period)	9	253	3.56	3.89	4.60
% of courses of treatment with removable appliances only - proposed treatment (rolling 12 month period)	1	160	0.6%	2.1%	1.9%
% of courses of treatment with removable appliances only - completed treatment (rolling 12 month period)	1	139	0.7%	1.6%	1.4%
% of patients satisfied with the treatment they have received (rolling 12 month period)	6	6	100.0%	94.3%	95.9%

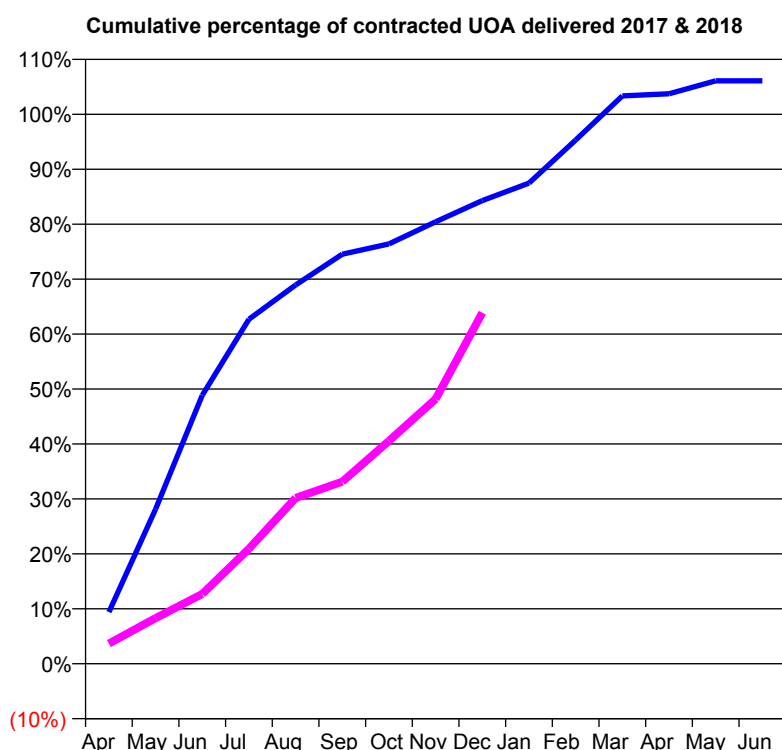
* Figures in italics indicate that the base number is less than 100.

Q63 - Vital Signs Orthodontic At a Glance Contract Report for 117323/0001 - December 2017

Name or company name	Wimbledon Orthodontic Practice
Contract type name	PDS Contract
Purpose of contract	Orthodontic
Contract start date	28/02/2008
Contract end date	31/03/2019

17/18 Contracted general activity (UDA)	0
Carry forward general activity (UDA)	0
17/18 Contracted orthodontic activity (UOA)	6,406
Carry forward orthodontic activity (UOA)	-128
Baseline contract value	£431,453.69

ACCESS	Contract	England and Wales
24 month ratio of assessments to patient IDs	1.01	1.09

ACTIVITY


Month	Adjusted Scheduled Activity (UOA)	
	2017	2018
April	603	235
May	1,803	533
June	3,130	814
July	4,016	1,341
August	4,415	1,933
September	4,774	2,122
October	4,895	2,598
November	5,153	3,087
December	5,399	4,093
January	5,603	
February	6,105	
March	6,620	
April	6,645	
May	6,795	
June	6,795	

QUALITY	Contract Quantity	Contract Base Number	Contract *	Region	England
% of all assessments that were assess and fit appliances (rolling 12 month period)	274	408	67.2%	59.0%	58.6%
% of all assessments that were assess and refuse (rolling 12 month period)	61	408	15.0%	14.3%	11.3%
% of all assessments that were assess and review (rolling 12 month period)	73	408	17.9%	26.7%	30.0%
% of terminated courses where treatment was abandoned or discontinued (rolling 12 month period)	22	273	8.1%	5.5%	7.4%
% of completed treatments indicating that PAR score was taken (year to date)	157	219	71.7%	73.3%	64.3%
Rate of removable appliances per 100 fixed appliances - proposed treatment (rolling 12 month period)	70	470	14.89	3.90	5.53
Rate of removable appliances per 100 fixed appliances - completed treatment (rolling 12 month period)	25	432	5.79	3.89	4.60
% of courses of treatment with removable appliances only - proposed treatment (rolling 12 month period)	32	274	11.7%	2.1%	1.9%
% of courses of treatment with removable appliances only - completed treatment (rolling 12 month period)	25	251	10.0%	1.6%	1.4%
% of patients satisfied with the treatment they have received (rolling 12 month period)	12	12	100.0%	94.3%	95.9%

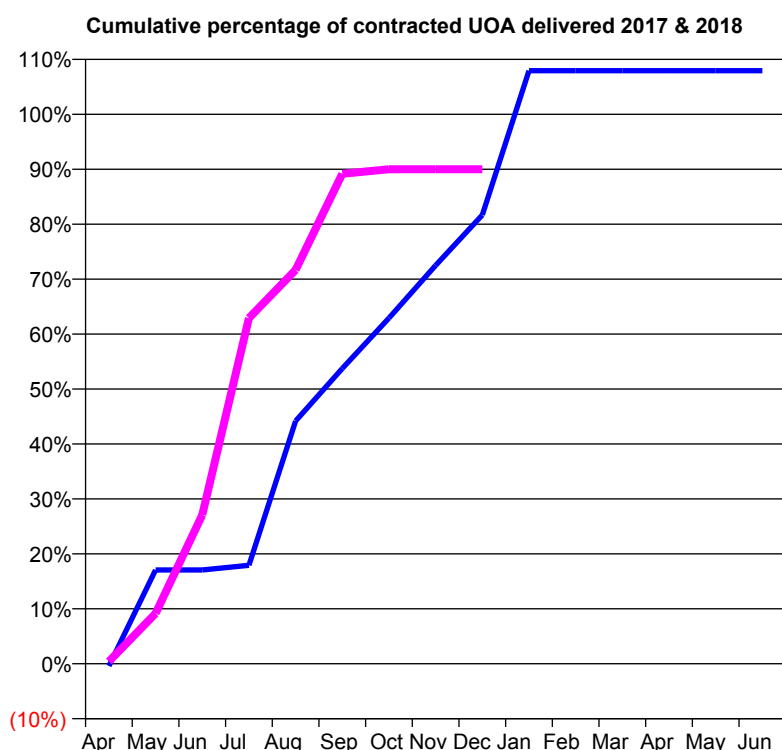
* Figures in italics indicate that the base number is less than 100.

Q63 - Vital Signs Orthodontic At a Glance Contract Report for 117471/0001 - December 2017

Name or company name	Summerstown Dental Centre Limited
Contract type name	Pilot Contract
Purpose of contract	General and Orthodontic
Contract start date	01/06/2010
Contract end date	

17/18 Contracted general activity (UDA)	11,000
Carry forward general activity (UDA)	0
17/18 Contracted orthodontic activity (UOA)	240
Carry forward orthodontic activity (UOA)	0
Baseline contract value	£339,572.22

ACCESS	Contract	England and Wales
24 month ratio of assessments to patient IDs	1.08	1.09

ACTIVITY


Month	Adjusted Scheduled Activity (UOA)	
	2017	2018
April	-1	1
May	41	22
June	41	65
July	43	151
August	106	172
September	129	214
October	151	216
November	174	216
December	196	216
January	259	
February	259	
March	259	
April	259	
May	259	
June	259	

QUALITY	Contract Quantity	Contract Base Number	Contract *	Region	England
% of all assessments that were assess and fit appliances (rolling 12 month period)	13	20	65.0%	59.0%	58.6%
% of all assessments that were assess and refuse (rolling 12 month period)	1	20	5.0%	14.3%	11.3%
% of all assessments that were assess and review (rolling 12 month period)	6	20	30.0%	26.7%	30.0%
% of terminated courses where treatment was abandoned or discontinued (rolling 12 month period)	1	11	9.1%	5.5%	7.4%
% of completed treatments indicating that PAR score was taken (year to date)	7	8	87.5%	73.3%	64.3%
Rate of removable appliances per 100 fixed appliances - proposed treatment (rolling 12 month period)	10	2	500.00	3.90	5.53
Rate of removable appliances per 100 fixed appliances - completed treatment (rolling 12 month period)	6	9	66.67	3.89	4.60
% of courses of treatment with removable appliances only - proposed treatment (rolling 12 month period)	10	13	76.9%	2.1%	1.9%
% of courses of treatment with removable appliances only - completed treatment (rolling 12 month period)	0	10	0.0%	1.6%	1.4%
% of patients satisfied with the treatment they have received (rolling 12 month period)	1	1	100.0%	94.3%	95.9%

* Figures in italics indicate that the base number is less than 100.

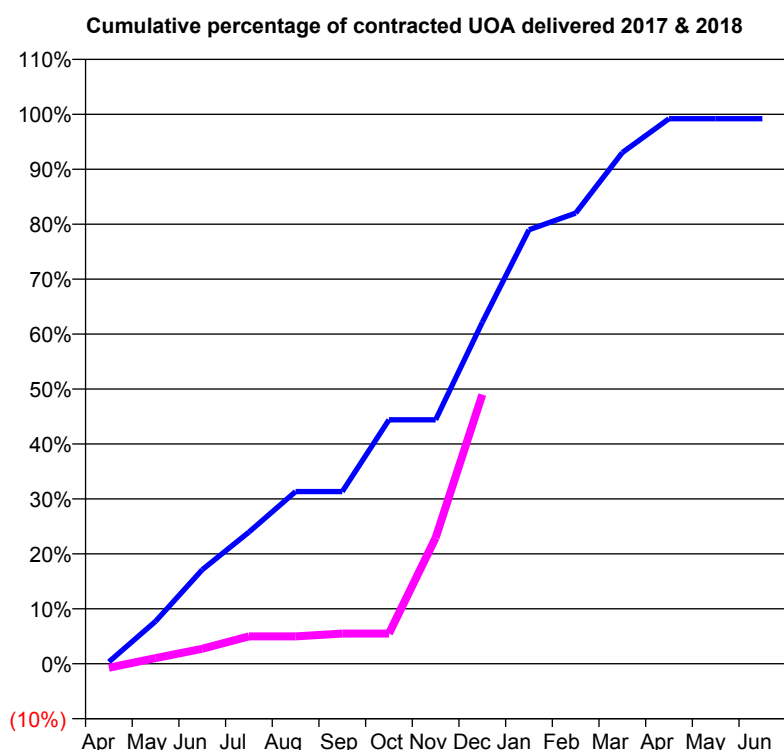
Q63 - Vital Signs Orthodontic At a Glance Contract Report for 119644/0001 - December 2017

Name or company name	Perfect Smile Associates Limited
Contract type name	GDS Contract
Purpose of contract	General and Orthodontic
Contract start date	17/05/2011
Contract end date	

17/18 Contracted general activity (UDA)	15,740
Carry forward general activity (UDA)	482
17/18 Contracted orthodontic activity (UOA)	4,000
Carry forward orthodontic activity (UOA)	32
Baseline contract value	£737,400.94

ACCESS	Contract	England and Wales
--------	----------	-------------------

24 month ratio of assessments to patient IDs	1.09	1.09
--	------	------

ACTIVITY


Month	Adjusted Scheduled Activity (UOA)	
	2017	2018
April	14	-30
May	309	41
June	685	109
July	959	199
August	1,254	199
September	1,254	220
October	1,776	220
November	1,776	917
December	2,485	1,959
January	3,159	
February	3,280	
March	3,721	
April	3,968	
May	3,968	
June	3,968	

QUALITY	Contract Quantity	Contract Base Number	Contract *	Region	England
% of all assessments that were assess and fit appliances (rolling 12 month period)	169	377	44.8%	59.0%	58.6%
% of all assessments that were assess and refuse (rolling 12 month period)	72	377	19.1%	14.3%	11.3%
% of all assessments that were assess and review (rolling 12 month period)	136	377	36.1%	26.7%	30.0%
% of terminated courses where treatment was abandoned or discontinued (rolling 12 month period)	0	6	0.0%	5.5%	7.4%
% of completed treatments indicating that PAR score was taken (year to date)	0	1	0.0%	73.3%	64.3%
Rate of removable appliances per 100 fixed appliances - proposed treatment (rolling 12 month period)	0	18	0.00	3.90	5.53
Rate of removable appliances per 100 fixed appliances - completed treatment (rolling 12 month period)	0	10	0.00	3.89	4.60
% of courses of treatment with removable appliances only - proposed treatment (rolling 12 month period)	0	169	0.0%	2.1%	1.9%
% of courses of treatment with removable appliances only - completed treatment (rolling 12 month period)	0	6	0.0%	1.6%	1.4%
% of patients satisfied with the treatment they have received (rolling 12 month period)	7	8	87.5%	94.3%	95.9%

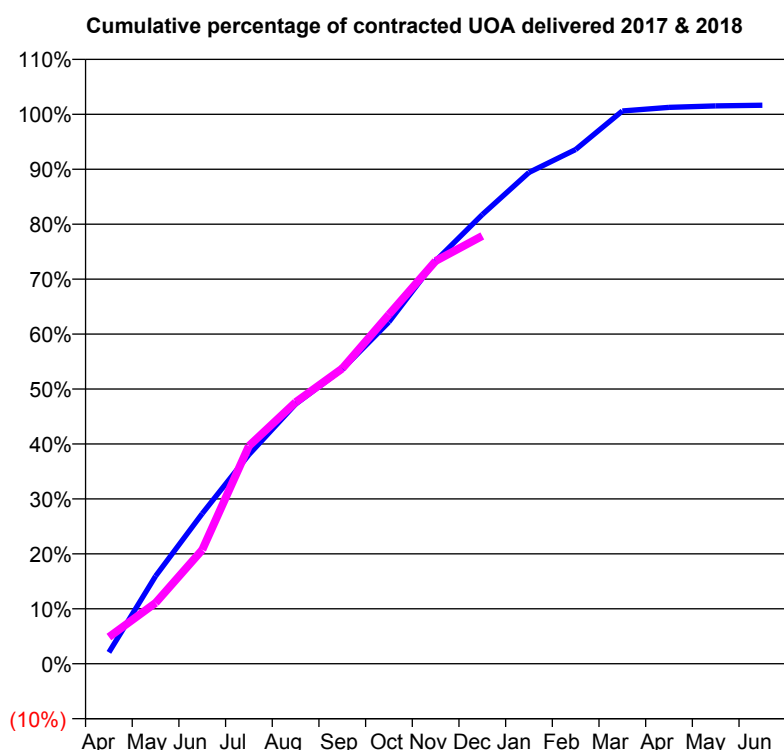
* Figures in italics indicate that the base number is less than 100.

Q63 - Vital Signs Orthodontic At a Glance Contract Report for 120820/0001 - December 2017

Name or company name	Sutton Orthodontic Practice
Contract type name	PDS Contract
Purpose of contract	Orthodontic
Contract start date	01/04/2006
Contract end date	31/03/2019

17/18 Contracted general activity (UDA)	0
Carry forward general activity (UDA)	0
17/18 Contracted orthodontic activity (UOA)	15,545
Carry forward orthodontic activity (UOA)	-257
Baseline contract value	£1,046,427.25

ACCESS	Contract	England and Wales
24 month ratio of assessments to patient IDs	1.04	1.09

ACTIVITY


Month	Adjusted Scheduled Activity (UOA)	
	2017	2018
April	321	755
May	2,481	1,723
June	4,249	3,224
July	5,917	6,163
August	7,346	7,399
September	8,333	8,354
October	9,669	9,882
November	11,398	11,394
December	12,708	12,103
January	13,899	
February	14,546	
March	15,639	
April	15,739	
May	15,781	
June	15,802	

QUALITY	Contract Quantity	Contract Base Number	Contract *	Region	England
% of all assessments that were assess and fit appliances (rolling 12 month period)	716	1,035	69.2%	59.0%	58.6%
% of all assessments that were assess and refuse (rolling 12 month period)	141	1,035	13.6%	14.3%	11.3%
% of all assessments that were assess and review (rolling 12 month period)	178	1,035	17.2%	26.7%	30.0%
% of terminated courses where treatment was abandoned or discontinued (rolling 12 month period)	37	681	5.4%	5.5%	7.4%
% of completed treatments indicating that PAR score was taken (year to date)	229	488	46.9%	73.3%	64.3%
Rate of removable appliances per 100 fixed appliances - proposed treatment (rolling 12 month period)	100	1,368	7.31	3.90	5.53
Rate of removable appliances per 100 fixed appliances - completed treatment (rolling 12 month period)	75	1,081	6.94	3.89	4.60
% of courses of treatment with removable appliances only - proposed treatment (rolling 12 month period)	25	716	3.5%	2.1%	1.9%
% of courses of treatment with removable appliances only - completed treatment (rolling 12 month period)	22	644	3.4%	1.6%	1.4%
% of patients satisfied with the treatment they have received (rolling 12 month period)	28	29	96.6%	94.3%	95.9%

* Figures in italics indicate that the base number is less than 100.

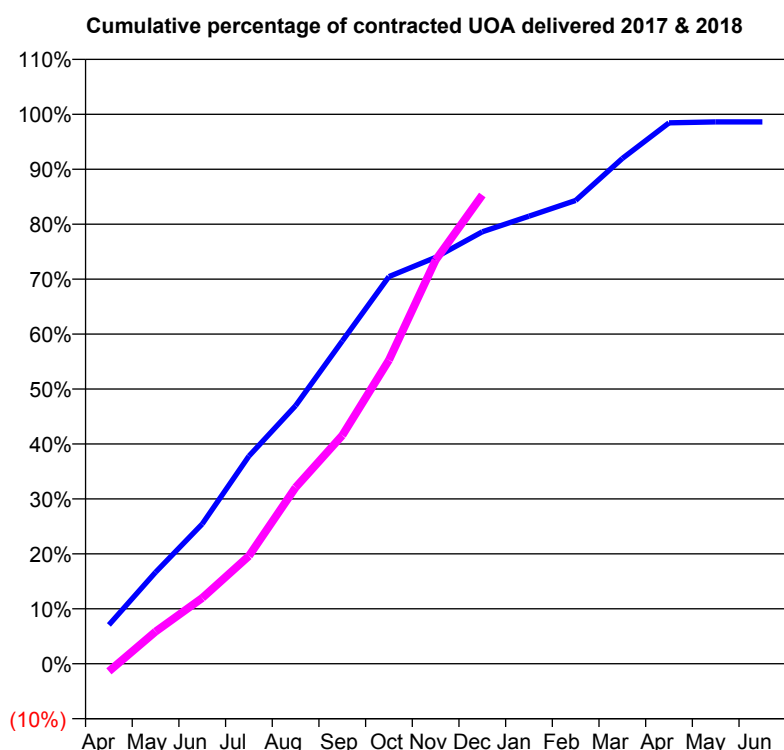
Q63 - Vital Signs Orthodontic At a Glance Contract Report for 121401/0001 - December 2017

Name or company name	Namta Ltd
Contract type name	PDS Contract
Purpose of contract	Orthodontic
Contract start date	01/04/2011
Contract end date	31/03/2019

17/18 Contracted general activity (UDA)	0
Carry forward general activity (UDA)	0
17/18 Contracted orthodontic activity (UOA)	12,950
Carry forward orthodontic activity (UOA)	181
Baseline contract value	£850,234.13

ACCESS

	Contract	England and Wales
24 month ratio of assessments to patient IDs	1.04	1.09

ACTIVITY


Month	Adjusted Scheduled Activity (UOA)	
	2017	2018
April	916	-180
May	2,157	759
June	3,296	1,551
July	4,893	2,542
August	6,082	4,155
September	7,606	5,382
October	9,126	7,157
November	9,578	9,514
December	10,180	11,047
January	10,549	
February	10,920	
March	11,909	
April	12,748	
May	12,769	
June	12,769	

QUALITY

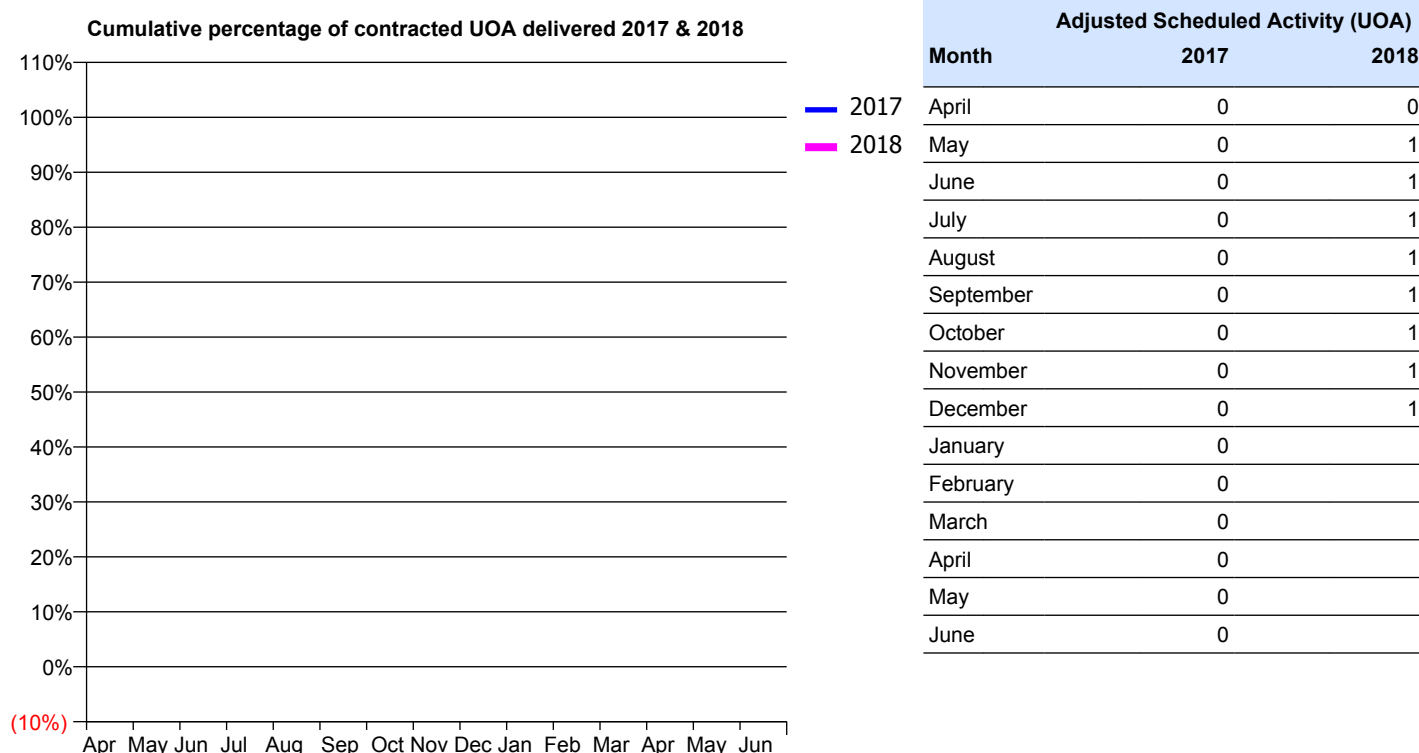
	Contract Quantity	Contract Base Number	Contract *	Region	England
% of all assessments that were assess and fit appliances (rolling 12 month period)	653	944	69.2%	59.0%	58.6%
% of all assessments that were assess and refuse (rolling 12 month period)	84	944	8.9%	14.3%	11.3%
% of all assessments that were assess and review (rolling 12 month period)	207	944	21.9%	26.7%	30.0%
% of terminated courses where treatment was abandoned or discontinued (rolling 12 month period)	19	596	3.2%	5.5%	7.4%
% of completed treatments indicating that PAR score was taken (year to date)	443	502	88.2%	73.3%	64.3%
Rate of removable appliances per 100 fixed appliances - proposed treatment (rolling 12 month period)	37	1,247	2.97	3.90	5.53
Rate of removable appliances per 100 fixed appliances - completed treatment (rolling 12 month period)	30	1,123	2.67	3.89	4.60
% of courses of treatment with removable appliances only - proposed treatment (rolling 12 month period)	12	653	1.8%	2.1%	1.9%
% of courses of treatment with removable appliances only - completed treatment (rolling 12 month period)	9	577	1.6%	1.6%	1.4%
% of patients satisfied with the treatment they have received (rolling 12 month period)	20	24	83.3%	94.3%	95.9%

* Figures in italics indicate that the base number is less than 100.

Q63 - Vital Signs Orthodontic At a Glance Contract Report for 125180/0001 - December 2017

Name or company name	Haynes Dental Ltd	17/18 Contracted general activity (UDA)	2,430
Contract type name	GDS Contract	Carry forward general activity (UDA)	-4
Purpose of contract	General	17/18 Contracted orthodontic activity (UOA)	0
Contract start date	01/04/2012	Carry forward orthodontic activity (UOA)	0
Contract end date		Baseline contract value	£58,173.12

ACCESS	Contract	England and Wales
24 month ratio of assessments to patient IDs	1.00	1.09

ACTIVITY


QUALITY	Contract Quantity	Contract Base Number	Contract *	Region	England
% of all assessments that were assess and fit appliances (rolling 12 month period)	0	1	0.0%	59.0%	58.6%
% of all assessments that were assess and refuse (rolling 12 month period)	0	1	0.0%	14.3%	11.3%
% of all assessments that were assess and review (rolling 12 month period)	1	1	100.0%	26.7%	30.0%
% of terminated courses where treatment was abandoned or discontinued (rolling 12 month period)	0	0	N/A	5.5%	7.4%
% of completed treatments indicating that PAR score was taken (year to date)	0	0	N/A	73.3%	64.3%
Rate of removable appliances per 100 fixed appliances - proposed treatment (rolling 12 month period)	0	0	N/A	3.90	5.53
Rate of removable appliances per 100 fixed appliances - completed treatment (rolling 12 month period)	0	0	N/A	3.89	4.60
% of courses of treatment with removable appliances only - proposed treatment (rolling 12 month period)	0	0	N/A	2.1%	1.9%
% of courses of treatment with removable appliances only - completed treatment (rolling 12 month period)	0	0	N/A	1.6%	1.4%
% of patients satisfied with the treatment they have received (rolling 12 month period)	0	0	N/A	94.3%	95.9%

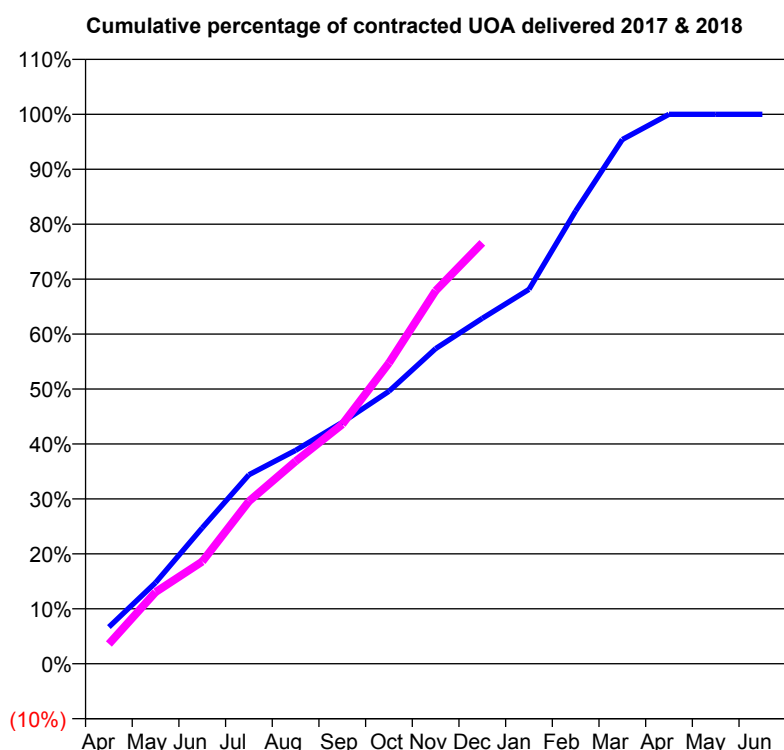
* Figures in italics indicate that the base number is less than 100.

Q63 - Vital Signs Orthodontic At a Glance Contract Report for 125423/0001 - December 2017

Name or company name	Chapel Road Orthodontics Limited
Contract type name	PDS Contract
Purpose of contract	Orthodontic
Contract start date	01/08/2009
Contract end date	31/03/2019

17/18 Contracted general activity (UDA)	0
Carry forward general activity (UDA)	0
17/18 Contracted orthodontic activity (UOA)	14,528
Carry forward orthodontic activity (UOA)	0
Baseline contract value	£998,563.28

ACCESS	Contract	England and Wales
24 month ratio of assessments to patient IDs	1.28	1.09

ACTIVITY


Month	Adjusted Scheduled Activity (UOA)	
	2017	2018
April	970	525
May	2,146	1,896
June	3,595	2,701
July	4,996	4,297
August	5,641	5,354
September	6,383	6,330
October	7,205	7,952
November	8,333	9,863
December	9,134	11,130
January	9,898	
February	11,971	
March	13,860	
April	14,528	
May	14,528	
June	14,528	

QUALITY	Contract Quantity	Contract Base Number	Contract *	Region	England
% of all assessments that were assess and fit appliances (rolling 12 month period)	742	1,724	43.0%	59.0%	58.6%
% of all assessments that were assess and refuse (rolling 12 month period)	241	1,724	14.0%	14.3%	11.3%
% of all assessments that were assess and review (rolling 12 month period)	741	1,724	43.0%	26.7%	30.0%
% of terminated courses where treatment was abandoned or discontinued (rolling 12 month period)	16	579	2.8%	5.5%	7.4%
% of completed treatments indicating that PAR score was taken (year to date)	80	428	18.7%	73.3%	64.3%
Rate of removable appliances per 100 fixed appliances - proposed treatment (rolling 12 month period)	23	1,466	1.57	3.90	5.53
Rate of removable appliances per 100 fixed appliances - completed treatment (rolling 12 month period)	7	1,014	0.69	3.89	4.60
% of courses of treatment with removable appliances only - proposed treatment (rolling 12 month period)	2	742	0.3%	2.1%	1.9%
% of courses of treatment with removable appliances only - completed treatment (rolling 12 month period)	0	563	0.0%	1.6%	1.4%
% of patients satisfied with the treatment they have received (rolling 12 month period)	11	11	100.0%	94.3%	95.9%

* Figures in italics indicate that the base number is less than 100.

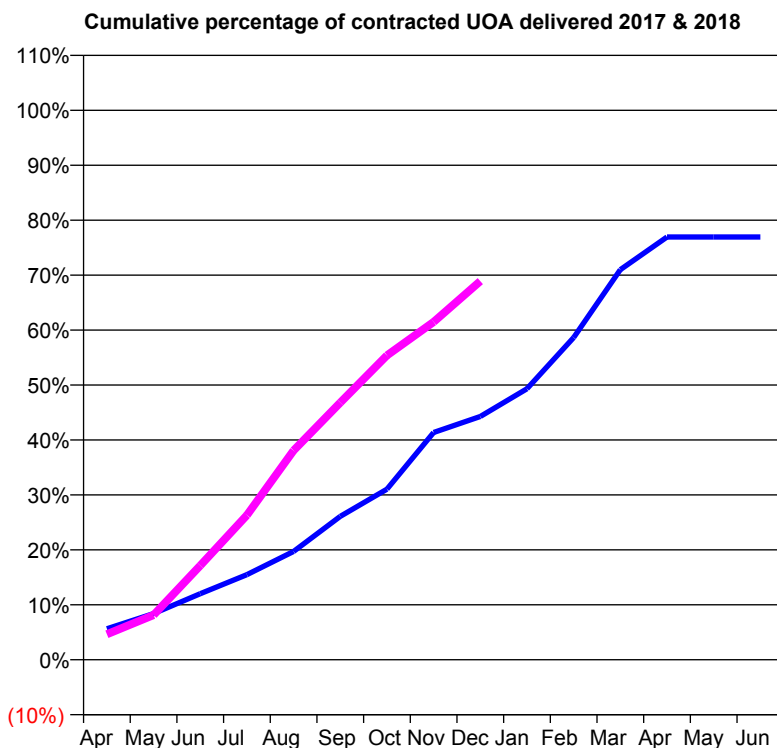
Q63 - Vital Signs Orthodontic At a Glance Contract Report for 141097/0001 - December 2017

Name or company name	Mr DJ Mehigan & Miss AM Peel
Contract type name	GDS Contract
Purpose of contract	General and Orthodontic
Contract start date	01/11/2006
Contract end date	

17/18 Contracted general activity (UDA)	14,962
Carry forward general activity (UDA)	0
17/18 Contracted orthodontic activity (UOA)	688
Carry forward orthodontic activity (UOA)	0
Baseline contract value	£376,806.25

ACCESS

	Contract	England and Wales
24 month ratio of assessments to patient IDs	1.93	1.09

ACTIVITY


Month	Adjusted Scheduled Activity (UOA)	
	2017	2018
April	39	32
May	58	56
June	83	118
July	107	181
August	136	262
September	180	322
October	214	381
November	285	423
December	305	474
January	339	
February	403	
March	488	
April	529	
May	529	
June	529	

QUALITY

	Contract Quantity	Contract Base Number	Contract *	Region	England
% of all assessments that were assess and fit appliances (rolling 12 month period)	10	635	1.6%	59.0%	58.6%
% of all assessments that were assess and refuse (rolling 12 month period)	14	635	2.2%	14.3%	11.3%
% of all assessments that were assess and review (rolling 12 month period)	611	635	96.2%	26.7%	30.0%
% of terminated courses where treatment was abandoned or discontinued (rolling 12 month period)	0	12	0.0%	5.5%	7.4%
% of completed treatments indicating that PAR score was taken (year to date)	0	7	0.0%	73.3%	64.3%
Rate of removable appliances per 100 fixed appliances - proposed treatment (rolling 12 month period)	0	13	0.00	3.90	5.53
Rate of removable appliances per 100 fixed appliances - completed treatment (rolling 12 month period)	2	17	11.76	3.89	4.60
% of courses of treatment with removable appliances only - proposed treatment (rolling 12 month period)	0	10	0.0%	2.1%	1.9%
% of courses of treatment with removable appliances only - completed treatment (rolling 12 month period)	1	12	8.3%	1.6%	1.4%
% of patients satisfied with the treatment they have received (rolling 12 month period)	1	1	100.0%	94.3%	95.9%

* Figures in italics indicate that the base number is less than 100.

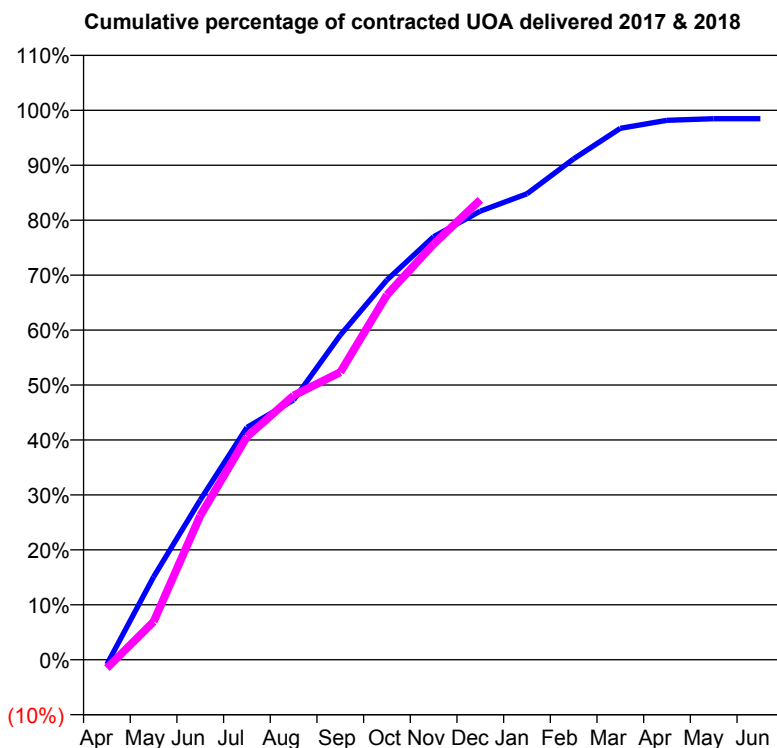
Q63 - Vital Signs Orthodontic At a Glance Contract Report for 146498/0001 - December 2017

Name or company name	The McDonogh Practice
Contract type name	PDS Contract
Purpose of contract	Orthodontic
Contract start date	01/04/2006
Contract end date	31/03/2019

17/18 Contracted general activity (UDA)	0
Carry forward general activity (UDA)	0
17/18 Contracted orthodontic activity (UOA)	29,821
Carry forward orthodontic activity (UOA)	459
Baseline contract value	£2,043,899.10

ACCESS

	Contract	England and Wales
24 month ratio of assessments to patient IDs	1.06	1.09

ACTIVITY


Month	Adjusted Scheduled Activity (UOA)	
	2017	2018
April	-258	-459
May	4,498	2,066
June	8,671	7,819
July	12,608	12,106
August	14,098	14,343
September	17,620	15,606
October	20,616	19,800
November	22,961	22,560
December	24,348	24,961
January	25,286	
February	27,182	
March	28,841	
April	29,275	
May	29,361	
June	29,362	

QUALITY

	Contract Quantity	Contract Base Number	Contract *	Region	England
% of all assessments that were assess and fit appliances (rolling 12 month period)	1,438	2,849	50.5%	59.0%	58.6%
% of all assessments that were assess and refuse (rolling 12 month period)	463	2,849	16.3%	14.3%	11.3%
% of all assessments that were assess and review (rolling 12 month period)	948	2,849	33.3%	26.7%	30.0%
% of terminated courses where treatment was abandoned or discontinued (rolling 12 month period)	41	1,134	3.6%	5.5%	7.4%
% of completed treatments indicating that PAR score was taken (year to date)	509	819	62.1%	73.3%	64.3%
Rate of removable appliances per 100 fixed appliances - proposed treatment (rolling 12 month period)	53	2,666	1.99	3.90	5.53
Rate of removable appliances per 100 fixed appliances - completed treatment (rolling 12 month period)	36	1,825	1.97	3.89	4.60
% of courses of treatment with removable appliances only - proposed treatment (rolling 12 month period)	47	1,438	3.3%	2.1%	1.9%
% of courses of treatment with removable appliances only - completed treatment (rolling 12 month period)	31	1,093	2.8%	1.6%	1.4%
% of patients satisfied with the treatment they have received (rolling 12 month period)	25	27	92.6%	94.3%	95.9%

* Figures in italics indicate that the base number is less than 100.

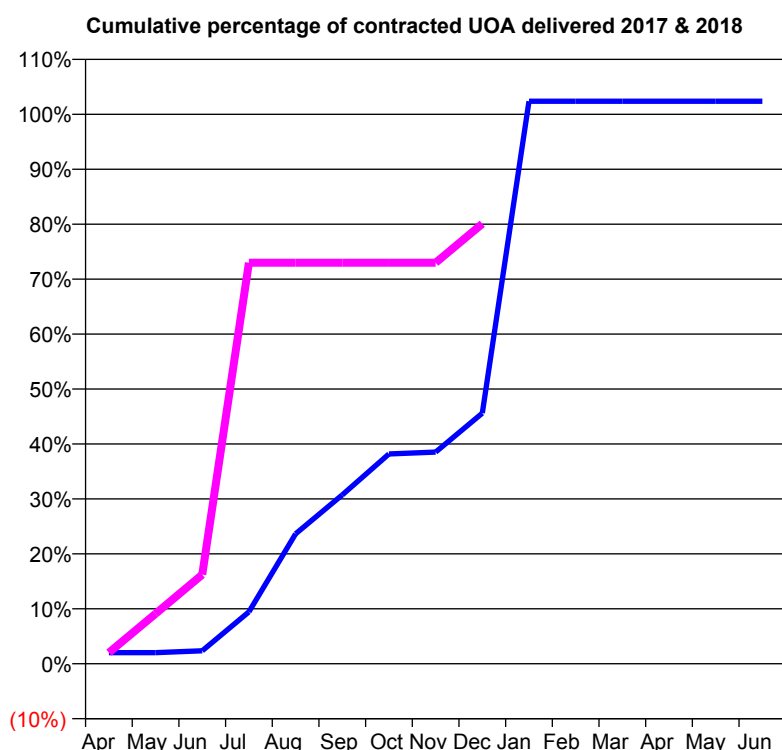
Q63 - Vital Signs Orthodontic At a Glance Contract Report for 147060/0001 - December 2017

Name or company name	Purley Whites Dental Care
Contract type name	GDS Contract
Purpose of contract	General and Orthodontic
Contract start date	01/04/2006
Contract end date	

17/18 Contracted general activity (UDA)	10,277
Carry forward general activity (UDA)	-17
17/18 Contracted orthodontic activity (UOA)	296
Carry forward orthodontic activity (UOA)	-6
Baseline contract value	£285,754.66

ACCESS

	Contract	England and Wales
24 month ratio of assessments to patient IDs	1.00	1.09

ACTIVITY


Month	Adjusted Scheduled Activity (UOA)	
	2017	2018
April	6	6
May	6	27
June	7	48
July	28	216
August	70	216
September	91	216
October	113	216
November	114	216
December	135	237
January	303	
February	303	
March	303	
April	303	
May	303	
June	303	

QUALITY

	Contract Quantity	Contract Base Number	Contract *	Region	England
% of all assessments that were assess and fit appliances (rolling 12 month period)	19	19	100.0%	59.0%	58.6%
% of all assessments that were assess and refuse (rolling 12 month period)	0	19	0.0%	14.3%	11.3%
% of all assessments that were assess and review (rolling 12 month period)	0	19	0.0%	26.7%	30.0%
% of terminated courses where treatment was abandoned or discontinued (rolling 12 month period)	6	10	60.0%	5.5%	7.4%
% of completed treatments indicating that PAR score was taken (year to date)	4	4	100.0%	73.3%	64.3%
Rate of removable appliances per 100 fixed appliances - proposed treatment (rolling 12 month period)	0	30	0.00	3.90	5.53
Rate of removable appliances per 100 fixed appliances - completed treatment (rolling 12 month period)	0	2	0.00	3.89	4.60
% of courses of treatment with removable appliances only - proposed treatment (rolling 12 month period)	0	19	0.0%	2.1%	1.9%
% of courses of treatment with removable appliances only - completed treatment (rolling 12 month period)	0	4	0.0%	1.6%	1.4%
% of patients satisfied with the treatment they have received (rolling 12 month period)	1	1	100.0%	94.3%	95.9%

* Figures in italics indicate that the base number is less than 100.

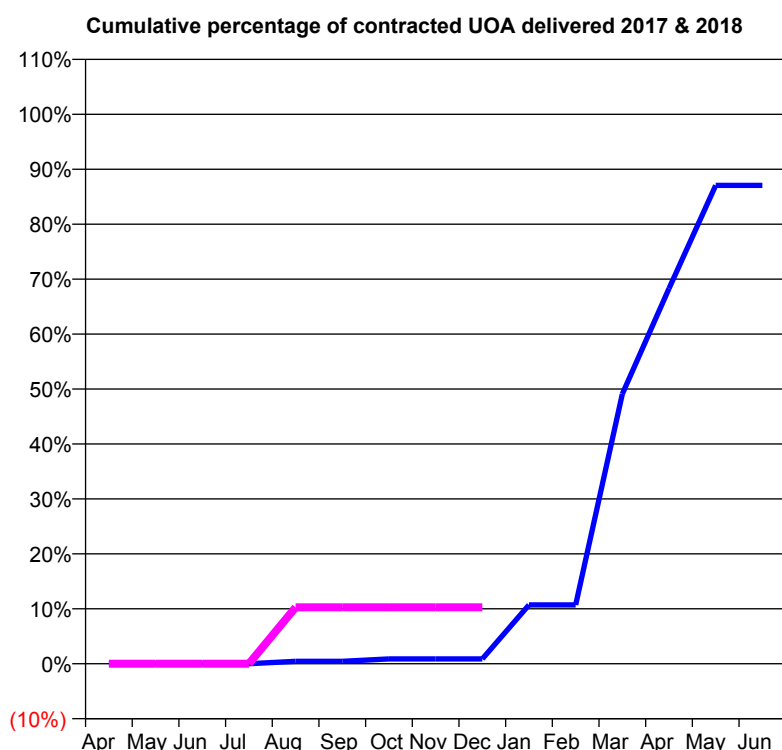
Q63 - Vital Signs Orthodontic At a Glance Contract Report for 166634/0001 - December 2017

Name or company name	Lancaster House Dental Practice
Contract type name	Pilot Contract
Purpose of contract	General and Orthodontic
Contract start date	01/04/2006
Contract end date	

17/18 Contracted general activity (UDA)	14,290
Carry forward general activity (UDA)	0
17/18 Contracted orthodontic activity (UOA)	224
Carry forward orthodontic activity (UOA)	0
Baseline contract value	£392,377.46

ACCESS

	Contract	England and Wales
24 month ratio of assessments to patient IDs	1.00	1.09

ACTIVITY


Month	Adjusted Scheduled Activity (UOA)	
	2017	2018
April	0	0
May	0	0
June	0	0
July	0	0
August	1	23
September	1	23
October	2	23
November	2	23
December	2	23
January	24	
February	24	
March	110	
April	153	
May	195	
June	195	

QUALITY

	Contract Quantity	Contract Base Number	Contract *	Region	England
% of all assessments that were assess and fit appliances (rolling 12 month period)	10	16	62.5%	59.0%	58.6%
% of all assessments that were assess and refuse (rolling 12 month period)	3	16	18.8%	14.3%	11.3%
% of all assessments that were assess and review (rolling 12 month period)	3	16	18.8%	26.7%	30.0%
% of terminated courses where treatment was abandoned or discontinued (rolling 12 month period)	0	0	N/A	5.5%	7.4%
% of completed treatments indicating that PAR score was taken (year to date)	0	0	N/A	73.3%	64.3%
Rate of removable appliances per 100 fixed appliances - proposed treatment (rolling 12 month period)	0	9	0.00	3.90	5.53
Rate of removable appliances per 100 fixed appliances - completed treatment (rolling 12 month period)	0	0	N/A	3.89	4.60
% of courses of treatment with removable appliances only - proposed treatment (rolling 12 month period)	0	10	0.0%	2.1%	1.9%
% of courses of treatment with removable appliances only - completed treatment (rolling 12 month period)	0	0	N/A	1.6%	1.4%
% of patients satisfied with the treatment they have received (rolling 12 month period)	0	0	N/A	94.3%	95.9%

* Figures in italics indicate that the base number is less than 100.

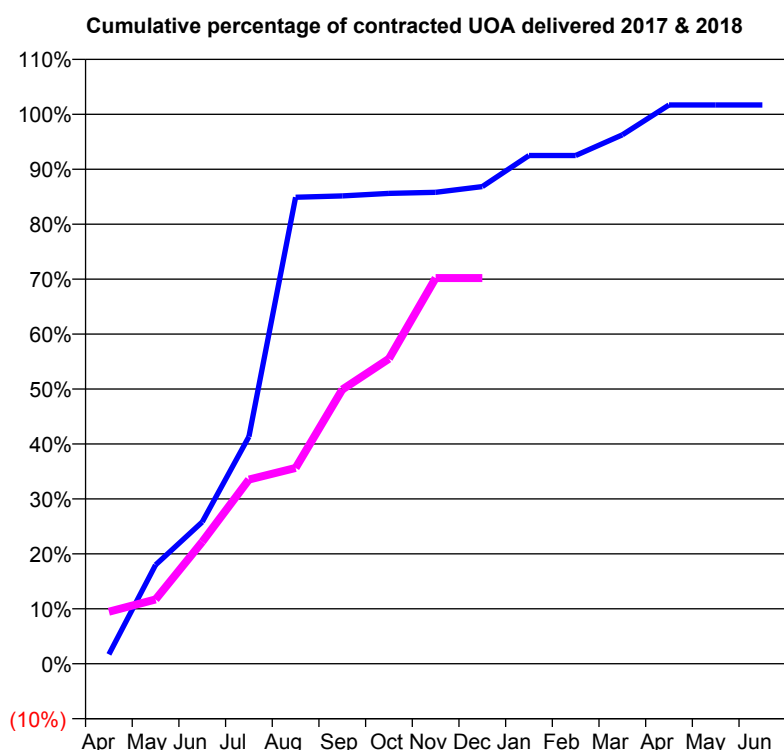
Q63 - Vital Signs Orthodontic At a Glance Contract Report for 167592/0001 - December 2017

Name or company name	Quadrant Orthodontics
Contract type name	PDS Contract
Purpose of contract	Orthodontic
Contract start date	02/11/2011
Contract end date	31/03/2019

17/18 Contracted general activity (UDA)	0
Carry forward general activity (UDA)	0
17/18 Contracted orthodontic activity (UOA)	3,000
Carry forward orthodontic activity (UOA)	-51
Baseline contract value	£199,141.91

ACCESS

	Contract	England and Wales
24 month ratio of assessments to patient IDs	1.01	1.09

ACTIVITY


Month	Adjusted Scheduled Activity (UOA)	
	2017	2018
April	51	284
May	540	351
June	774	666
July	1,240	1,006
August	2,547	1,069
September	2,554	1,497
October	2,568	1,665
November	2,574	2,106
December	2,605	2,106
January	2,775	
February	2,775	
March	2,888	
April	3,051	
May	3,051	
June	3,051	

QUALITY

	Contract Quantity	Contract Base Number	Contract *	Region	England
% of all assessments that were assess and fit appliances (rolling 12 month period)	122	180	67.8%	59.0%	58.6%
% of all assessments that were assess and refuse (rolling 12 month period)	16	180	8.9%	14.3%	11.3%
% of all assessments that were assess and review (rolling 12 month period)	42	180	23.3%	26.7%	30.0%
% of terminated courses where treatment was abandoned or discontinued (rolling 12 month period)	5	154	3.2%	5.5%	7.4%
% of completed treatments indicating that PAR score was taken (year to date)	93	97	95.9%	73.3%	64.3%
Rate of removable appliances per 100 fixed appliances - proposed treatment (rolling 12 month period)	9	228	3.95	3.90	5.53
Rate of removable appliances per 100 fixed appliances - completed treatment (rolling 12 month period)	0	0	N/A	3.89	4.60
% of courses of treatment with removable appliances only - proposed treatment (rolling 12 month period)	7	122	5.7%	2.1%	1.9%
% of courses of treatment with removable appliances only - completed treatment (rolling 12 month period)	0	149	0.0%	1.6%	1.4%
% of patients satisfied with the treatment they have received (rolling 12 month period)	2	2	100.0%	94.3%	95.9%

* Figures in italics indicate that the base number is less than 100.

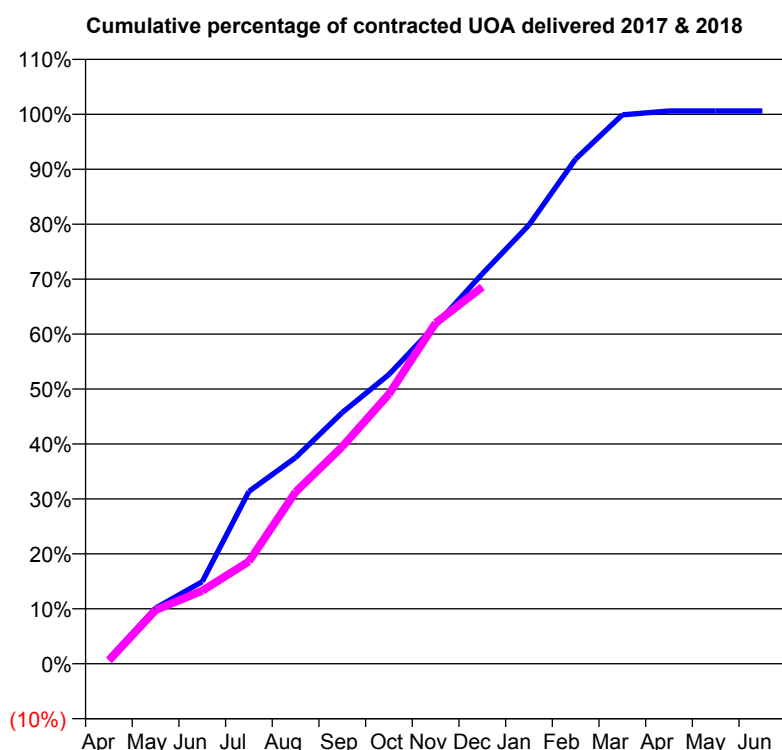
Q63 - Vital Signs Orthodontic At a Glance Contract Report for 169552/0001 - December 2017

Name or company name	Battersea Orthodontics
Contract type name	PDS Contract
Purpose of contract	Orthodontic
Contract start date	05/02/2010
Contract end date	31/03/2019

17/18 Contracted general activity (UDA)	0
Carry forward general activity (UDA)	0
17/18 Contracted orthodontic activity (UOA)	10,227
Carry forward orthodontic activity (UOA)	-60
Baseline contract value	£664,739.28

ACCESS

	Contract	England and Wales
24 month ratio of assessments to patient IDs	1.02	1.09

ACTIVITY


Month	Adjusted Scheduled Activity (UOA)	
	2017	2018
April	98	60
May	1,037	998
June	1,528	1,360
July	3,208	1,906
August	3,838	3,197
September	4,678	4,042
October	5,383	5,019
November	6,303	6,342
December	7,258	7,012
January	8,166	
February	9,396	
March	10,216	
April	10,287	
May	10,287	
June	10,287	

QUALITY

	Contract Quantity	Contract Base Number	Contract *	Region	England
% of all assessments that were assess and fit appliances (rolling 12 month period)	470	738	63.7%	59.0%	58.6%
% of all assessments that were assess and refuse (rolling 12 month period)	17	738	2.3%	14.3%	11.3%
% of all assessments that were assess and review (rolling 12 month period)	251	738	34.0%	26.7%	30.0%
% of terminated courses where treatment was abandoned or discontinued (rolling 12 month period)	17	287	5.9%	5.5%	7.4%
% of completed treatments indicating that PAR score was taken (year to date)	63	200	31.5%	73.3%	64.3%
Rate of removable appliances per 100 fixed appliances - proposed treatment (rolling 12 month period)	9	918	0.98	3.90	5.53
Rate of removable appliances per 100 fixed appliances - completed treatment (rolling 12 month period)	4	414	0.97	3.89	4.60
% of courses of treatment with removable appliances only - proposed treatment (rolling 12 month period)	9	470	1.9%	2.1%	1.9%
% of courses of treatment with removable appliances only - completed treatment (rolling 12 month period)	4	270	1.5%	1.6%	1.4%
% of patients satisfied with the treatment they have received (rolling 12 month period)	15	16	93.8%	94.3%	95.9%

* Figures in italics indicate that the base number is less than 100.

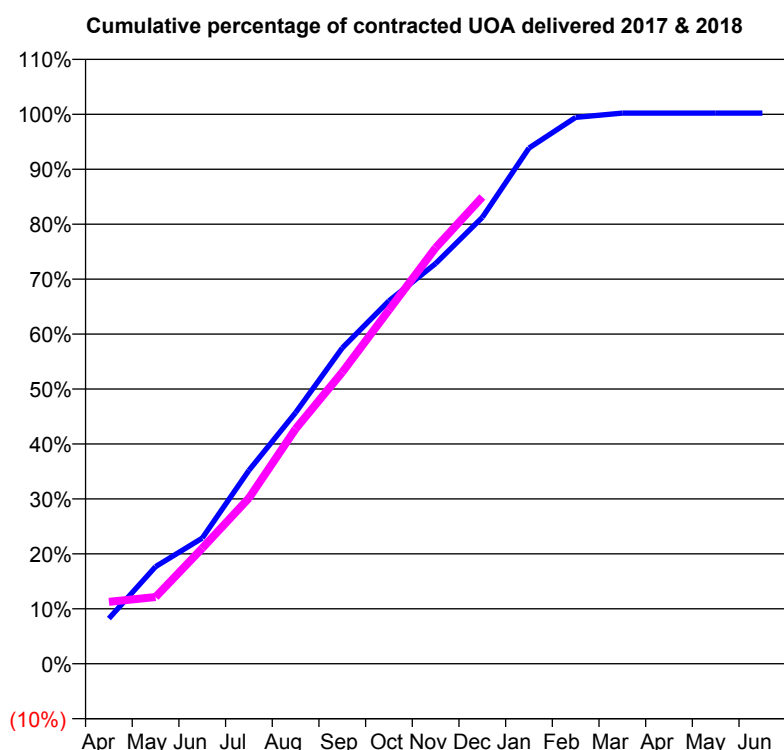
Q63 - Vital Signs Orthodontic At a Glance Contract Report for 184543/0001 - December 2017

Name or company name	Grosvenor Orthodontic Clinic (Beckenham)
Contract type name	PDS Contract
Purpose of contract	Orthodontic
Contract start date	01/02/2013
Contract end date	31/03/2019

17/18 Contracted general activity (UDA)	0
Carry forward general activity (UDA)	0
17/18 Contracted orthodontic activity (UOA)	14,345
Carry forward orthodontic activity (UOA)	-29
Baseline contract value	£916,086.06

ACCESS

	Contract	England and Wales
24 month ratio of assessments to patient IDs	1.05	1.09

ACTIVITY


Month	Adjusted Scheduled Activity (UOA)	
	2017	2018
April	1,183	1,617
May	2,535	1,744
June	3,280	3,018
July	5,048	4,325
August	6,558	6,131
September	8,244	7,613
October	9,474	9,237
November	10,450	10,861
December	11,652	12,186
January	13,462	
February	14,265	
March	14,374	
April	14,374	
May	14,374	
June	14,374	

QUALITY

	Contract Quantity	Contract Base Number	Contract *	Region	England
% of all assessments that were assess and fit appliances (rolling 12 month period)	721	782	92.2%	59.0%	58.6%
% of all assessments that were assess and refuse (rolling 12 month period)	0	782	0.0%	14.3%	11.3%
% of all assessments that were assess and review (rolling 12 month period)	61	782	7.8%	26.7%	30.0%
% of terminated courses where treatment was abandoned or discontinued (rolling 12 month period)	36	540	6.7%	5.5%	7.4%
% of completed treatments indicating that PAR score was taken (year to date)	247	359	68.8%	73.3%	64.3%
Rate of removable appliances per 100 fixed appliances - proposed treatment (rolling 12 month period)	73	1,375	5.31	3.90	5.53
Rate of removable appliances per 100 fixed appliances - completed treatment (rolling 12 month period)	66	929	7.10	3.89	4.60
% of courses of treatment with removable appliances only - proposed treatment (rolling 12 month period)	19	721	2.6%	2.1%	1.9%
% of courses of treatment with removable appliances only - completed treatment (rolling 12 month period)	25	504	5.0%	1.6%	1.4%
% of patients satisfied with the treatment they have received (rolling 12 month period)	10	10	100.0%	94.3%	95.9%

* Figures in italics indicate that the base number is less than 100.

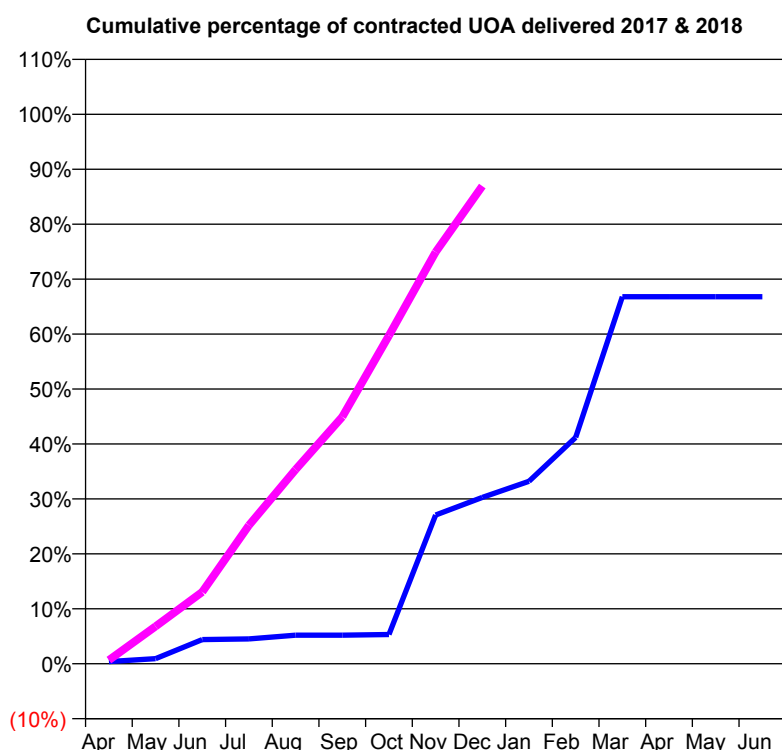
Q63 - Vital Signs Orthodontic At a Glance Contract Report for 273740/0003 - December 2017

Name or company name	MR J PATEL
Contract type name	GDS Contract
Purpose of contract	General and Orthodontic
Contract start date	01/10/2013
Contract end date	

17/18 Contracted general activity (UDA)	4,500
Carry forward general activity (UDA)	0
17/18 Contracted orthodontic activity (UOA)	750
Carry forward orthodontic activity (UOA)	0
Baseline contract value	£152,113.45

ACCESS

	Contract	England and Wales
24 month ratio of assessments to patient IDs	1.14	1.09

ACTIVITY


Month	Adjusted Scheduled Activity (UOA)	
	2017	2018
April	3	5
May	7	51
June	33	98
July	34	189
August	39	265
September	39	337
October	40	448
November	203	562
December	227	652
January	249	
February	309	
March	501	
April	501	
May	501	
June	501	

QUALITY

	Contract Quantity	Contract Base Number	Contract *	Region	England
% of all assessments that were assess and fit appliances (rolling 12 month period)	43	117	36.8%	59.0%	58.6%
% of all assessments that were assess and refuse (rolling 12 month period)	17	117	14.5%	14.3%	11.3%
% of all assessments that were assess and review (rolling 12 month period)	57	117	48.7%	26.7%	30.0%
% of terminated courses where treatment was abandoned or discontinued (rolling 12 month period)	0	1	0.0%	5.5%	7.4%
% of completed treatments indicating that PAR score was taken (year to date)	1	1	100.0%	73.3%	64.3%
Rate of removable appliances per 100 fixed appliances - proposed treatment (rolling 12 month period)	1	81	1.23	3.90	5.53
Rate of removable appliances per 100 fixed appliances - completed treatment (rolling 12 month period)	0	1	0.00	3.89	4.60
% of courses of treatment with removable appliances only - proposed treatment (rolling 12 month period)	1	43	2.3%	2.1%	1.9%
% of courses of treatment with removable appliances only - completed treatment (rolling 12 month period)	0	1	0.0%	1.6%	1.4%
% of patients satisfied with the treatment they have received (rolling 12 month period)	0	0	N/A	94.3%	95.9%

* Figures in italics indicate that the base number is less than 100.

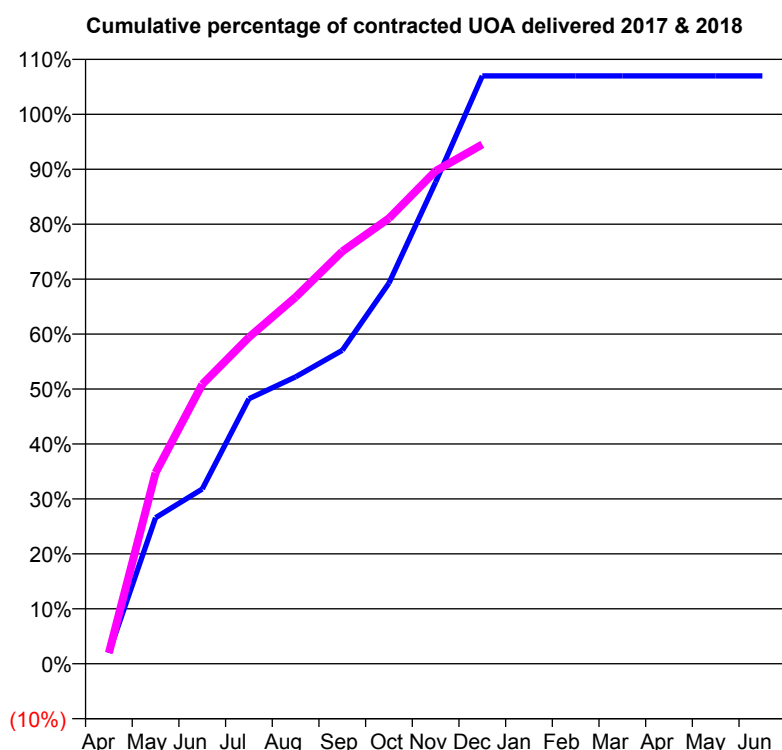
Q63 - Vital Signs Orthodontic At a Glance Contract Report for 336491/0002 - December 2017

Name or company name	MISS JA SILVESTER
Contract type name	PDS Contract
Purpose of contract	Orthodontic
Contract start date	01/04/2011
Contract end date	31/03/2019

17/18 Contracted general activity (UDA)	0
Carry forward general activity (UDA)	0
17/18 Contracted orthodontic activity (UOA)	1,764
Carry forward orthodontic activity (UOA)	-35
Baseline contract value	£116,158.87

ACCESS

	Contract	England and Wales
24 month ratio of assessments to patient IDs	1.03	1.09

ACTIVITY


Month	Adjusted Scheduled Activity (UOA)	
	2017	2018
April	35	35
May	469	613
June	561	897
July	851	1,048
August	921	1,177
September	1,006	1,324
October	1,222	1,430
November	1,546	1,582
December	1,887	1,667
January	1,887	
February	1,887	
March	1,887	
April	1,887	
May	1,887	
June	1,887	

QUALITY

	Contract Quantity	Contract Base Number	Contract *	Region	England
% of all assessments that were assess and fit appliances (rolling 12 month period)	81	97	83.5%	59.0%	58.6%
% of all assessments that were assess and refuse (rolling 12 month period)	1	97	1.0%	14.3%	11.3%
% of all assessments that were assess and review (rolling 12 month period)	15	97	15.5%	26.7%	30.0%
% of terminated courses where treatment was abandoned or discontinued (rolling 12 month period)	1	82	1.2%	5.5%	7.4%
% of completed treatments indicating that PAR score was taken (year to date)	59	65	90.8%	73.3%	64.3%
Rate of removable appliances per 100 fixed appliances - proposed treatment (rolling 12 month period)	6	152	3.95	3.90	5.53
Rate of removable appliances per 100 fixed appliances - completed treatment (rolling 12 month period)	6	154	3.90	3.89	4.60
% of courses of treatment with removable appliances only - proposed treatment (rolling 12 month period)	5	81	6.2%	2.1%	1.9%
% of courses of treatment with removable appliances only - completed treatment (rolling 12 month period)	4	81	4.9%	1.6%	1.4%
% of patients satisfied with the treatment they have received (rolling 12 month period)	3	3	100.0%	94.3%	95.9%

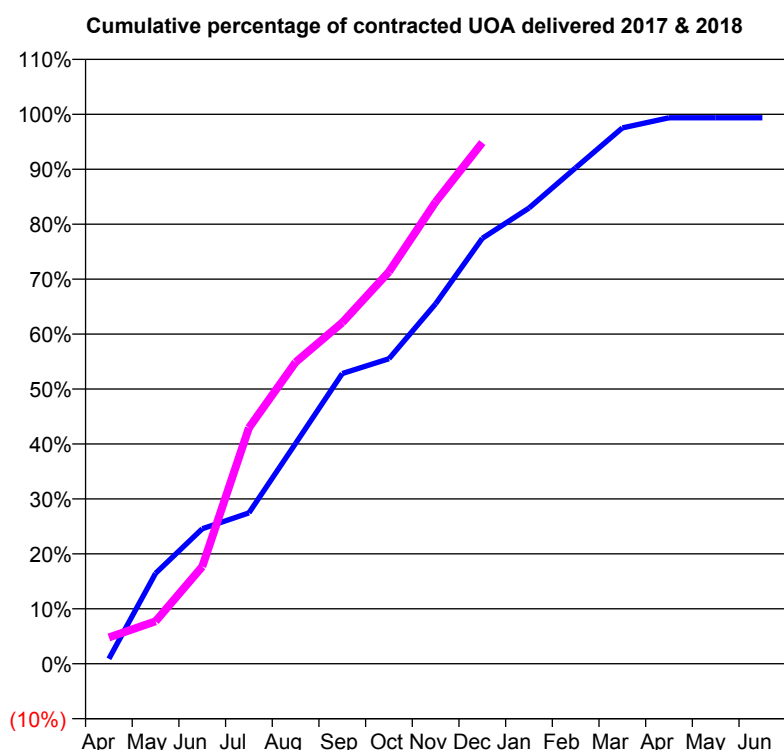
* Figures in italics indicate that the base number is less than 100.

Q63 - Vital Signs Orthodontic At a Glance Contract Report for 339199/0002 - December 2017

Name or company name	MR K BANAI
Contract type name	PDS Contract
Purpose of contract	Orthodontic
Contract start date	01/04/2006
Contract end date	31/03/2019

17/18 Contracted general activity (UDA)	0
Carry forward general activity (UDA)	0
17/18 Contracted orthodontic activity (UOA)	2,331
Carry forward orthodontic activity (UOA)	15
Baseline contract value	£152,554.83

ACCESS	Contract	England and Wales
24 month ratio of assessments to patient IDs	1.01	1.09

ACTIVITY


Month	Adjusted Scheduled Activity (UOA)	
	2017	2018
April	21	112
May	384	180
June	573	412
July	640	1,001
August	935	1,279
September	1,231	1,447
October	1,294	1,663
November	1,527	1,959
December	1,805	2,211
January	1,933	
February	2,104	
March	2,273	
April	2,316	
May	2,316	
June	2,316	

QUALITY	Contract Quantity	Contract Base Number	Contract *	Region	England
% of all assessments that were assess and fit appliances (rolling 12 month period)	133	149	89.3%	59.0%	58.6%
% of all assessments that were assess and refuse (rolling 12 month period)	5	149	3.4%	14.3%	11.3%
% of all assessments that were assess and review (rolling 12 month period)	11	149	7.4%	26.7%	30.0%
% of terminated courses where treatment was abandoned or discontinued (rolling 12 month period)	5	89	5.6%	5.5%	7.4%
% of completed treatments indicating that PAR score was taken (year to date)	68	69	98.6%	73.3%	64.3%
Rate of removable appliances per 100 fixed appliances - proposed treatment (rolling 12 month period)	7	260	2.69	3.90	5.53
Rate of removable appliances per 100 fixed appliances - completed treatment (rolling 12 month period)	7	156	4.49	3.89	4.60
% of courses of treatment with removable appliances only - proposed treatment (rolling 12 month period)	3	133	2.3%	2.1%	1.9%
% of courses of treatment with removable appliances only - completed treatment (rolling 12 month period)	4	84	4.8%	1.6%	1.4%
% of patients satisfied with the treatment they have received (rolling 12 month period)	6	6	100.0%	94.3%	95.9%

* Figures in italics indicate that the base number is less than 100.

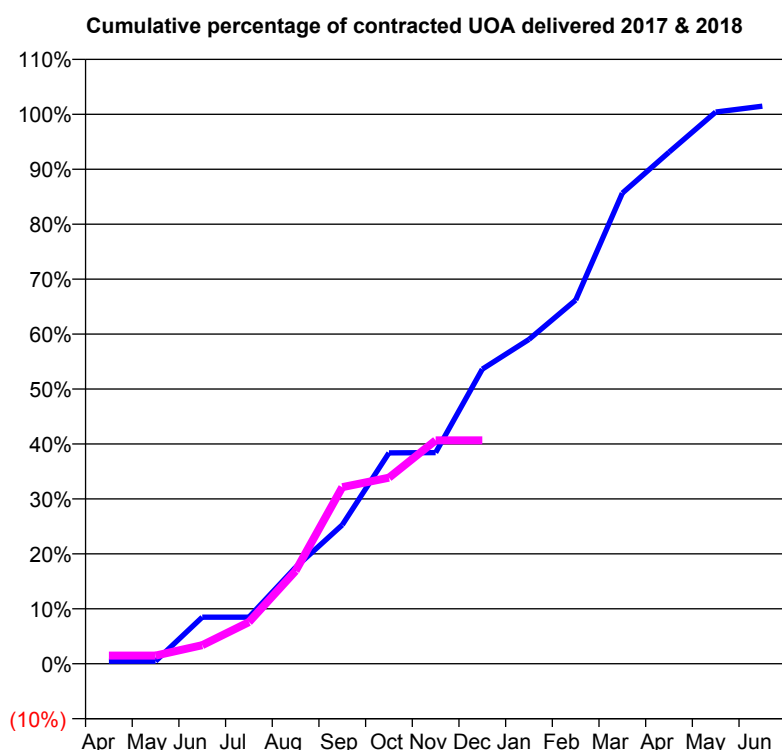
Q63 - Vital Signs Orthodontic At a Glance Contract Report for 623369/0002 - December 2017

Name or company name	MR RP BATEMAN
Contract type name	PDS Contract
Purpose of contract	General and Orthodontic
Contract start date	01/04/2006
Contract end date	31/03/2019

17/18 Contracted general activity (UDA)	1,777
Carry forward general activity (UDA)	-4
17/18 Contracted orthodontic activity (UOA)	3,951
Carry forward orthodontic activity (UOA)	-59
Baseline contract value	£344,140.64

ACCESS

	Contract	England and Wales
24 month ratio of assessments to patient IDs	1.07	1.09

ACTIVITY


Month	Adjusted Scheduled Activity (UOA)	
	2017	2018
April	19	59
May	19	59
June	335	134
July	335	300
August	694	668
September	999	1,270
October	1,517	1,338
November	1,518	1,606
December	2,119	1,606
January	2,332	
February	2,615	
March	3,384	
April	3,679	
May	3,967	
June	4,010	

QUALITY

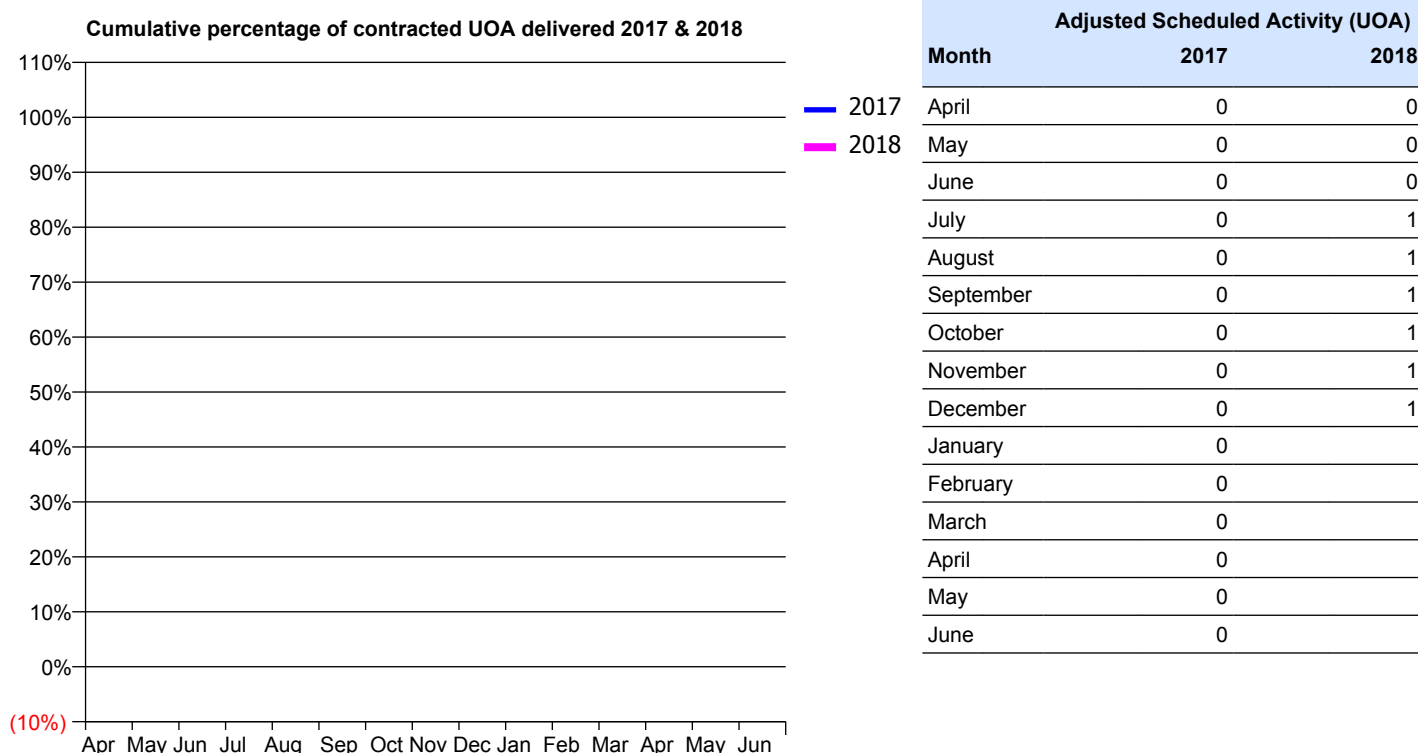
	Contract Quantity	Contract Base Number	Contract *	Region	England
% of all assessments that were assess and fit appliances (rolling 12 month period)	150	434	34.6%	59.0%	58.6%
% of all assessments that were assess and refuse (rolling 12 month period)	72	434	16.6%	14.3%	11.3%
% of all assessments that were assess and review (rolling 12 month period)	212	434	48.8%	26.7%	30.0%
% of terminated courses where treatment was abandoned or discontinued (rolling 12 month period)	34	182	18.7%	5.5%	7.4%
% of completed treatments indicating that PAR score was taken (year to date)	95	96	99.0%	73.3%	64.3%
Rate of removable appliances per 100 fixed appliances - proposed treatment (rolling 12 month period)	7	296	2.36	3.90	5.53
Rate of removable appliances per 100 fixed appliances - completed treatment (rolling 12 month period)	6	267	2.25	3.89	4.60
% of courses of treatment with removable appliances only - proposed treatment (rolling 12 month period)	0	150	0.0%	2.1%	1.9%
% of courses of treatment with removable appliances only - completed treatment (rolling 12 month period)	0	148	0.0%	1.6%	1.4%
% of patients satisfied with the treatment they have received (rolling 12 month period)	0	1	0.0%	94.3%	95.9%

* Figures in italics indicate that the base number is less than 100.

Q63 - Vital Signs Orthodontic At a Glance Contract Report for 676632/0001 - December 2017

Name or company name	MR J HAGHBEDEH	17/18 Contracted general activity (UDA)	12,477
Contract type name	GDS Contract	Carry forward general activity (UDA)	554
Purpose of contract	General	17/18 Contracted orthodontic activity (UOA)	0
Contract start date	01/12/2009	Carry forward orthodontic activity (UOA)	0
Contract end date		Baseline contract value	£297,380.95

ACCESS	Contract	England and Wales
24 month ratio of assessments to patient IDs	1.00	1.09

ACTIVITY


Month	Adjusted Scheduled Activity (UOA)	
	2017	2018
April	0	0
May	0	0
June	0	0
July	0	1
August	0	1
September	0	1
October	0	1
November	0	1
December	0	1
January	0	1
February	0	1
March	0	1
April	0	1
May	0	1
June	0	1

QUALITY

	Contract Quantity	Contract Base Number	Contract *	Region	England
% of all assessments that were assess and fit appliances (rolling 12 month period)	0	1	0.0%	59.0%	58.6%
% of all assessments that were assess and refuse (rolling 12 month period)	0	1	0.0%	14.3%	11.3%
% of all assessments that were assess and review (rolling 12 month period)	1	1	100.0%	26.7%	30.0%
% of terminated courses where treatment was abandoned or discontinued (rolling 12 month period)	0	0	N/A	5.5%	7.4%
% of completed treatments indicating that PAR score was taken (year to date)	0	0	N/A	73.3%	64.3%
Rate of removable appliances per 100 fixed appliances - proposed treatment (rolling 12 month period)	0	0	N/A	3.90	5.53
Rate of removable appliances per 100 fixed appliances - completed treatment (rolling 12 month period)	0	0	N/A	3.89	4.60
% of courses of treatment with removable appliances only - proposed treatment (rolling 12 month period)	0	0	N/A	2.1%	1.9%
% of courses of treatment with removable appliances only - completed treatment (rolling 12 month period)	0	0	N/A	1.6%	1.4%
% of patients satisfied with the treatment they have received (rolling 12 month period)	0	0	N/A	94.3%	95.9%

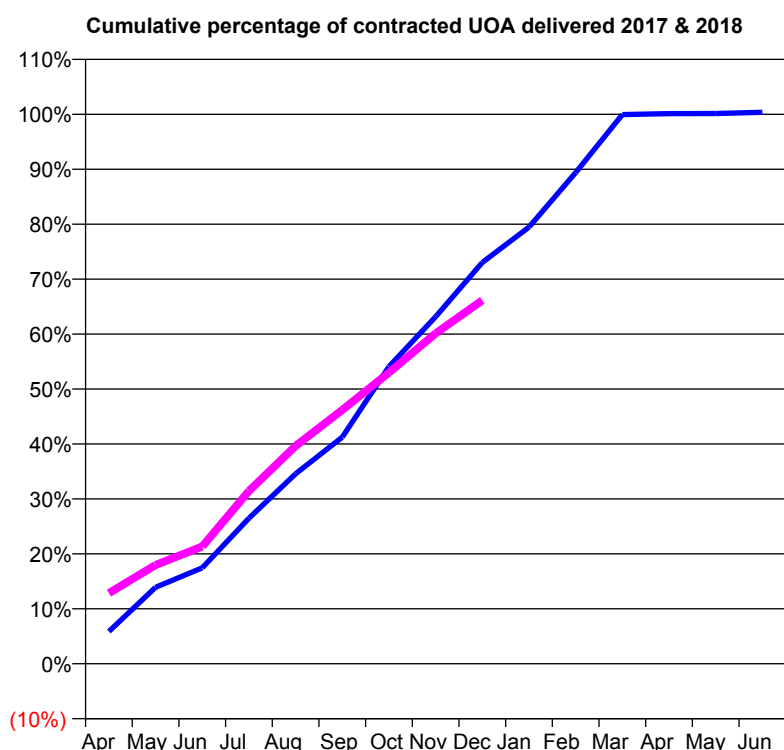
* Figures in italics indicate that the base number is less than 100.

Q63 - Vital Signs Orthodontic At a Glance Contract Report for 748838/0001 - December 2017

Name or company name	MR PS WILLIAMS
Contract type name	PDS Contract
Purpose of contract	Orthodontic
Contract start date	01/04/2006
Contract end date	31/03/2019

17/18 Contracted general activity (UDA)	0
Carry forward general activity (UDA)	0
17/18 Contracted orthodontic activity (UOA)	20,481
Carry forward orthodontic activity (UOA)	-71
Baseline contract value	£1,414,570.40

ACCESS	Contract	England and Wales
24 month ratio of assessments to patient IDs	1.04	1.09

ACTIVITY


Month	Adjusted Scheduled Activity (UOA)	
	2017	2018
April	1,204	2,631
May	2,849	3,678
June	3,578	4,370
July	5,427	6,437
August	7,078	8,120
September	8,445	9,460
October	11,074	10,851
November	12,934	12,314
December	14,956	13,544
January	16,273	
February	18,308	
March	20,468	
April	20,506	
May	20,510	
June	20,552	

QUALITY	Contract Quantity	Contract Base Number	Contract *	Region	England
% of all assessments that were assess and fit appliances (rolling 12 month period)	872	1,896	46.0%	59.0%	58.6%
% of all assessments that were assess and refuse (rolling 12 month period)	558	1,896	29.4%	14.3%	11.3%
% of all assessments that were assess and review (rolling 12 month period)	466	1,896	24.6%	26.7%	30.0%
% of terminated courses where treatment was abandoned or discontinued (rolling 12 month period)	45	732	6.1%	5.5%	7.4%
% of completed treatments indicating that PAR score was taken (year to date)	288	500	57.6%	73.3%	64.3%
Rate of removable appliances per 100 fixed appliances - proposed treatment (rolling 12 month period)	30	1,657	1.81	3.90	5.53
Rate of removable appliances per 100 fixed appliances - completed treatment (rolling 12 month period)	10	630	1.59	3.89	4.60
% of courses of treatment with removable appliances only - proposed treatment (rolling 12 month period)	6	872	0.7%	2.1%	1.9%
% of courses of treatment with removable appliances only - completed treatment (rolling 12 month period)	3	687	0.4%	1.6%	1.4%
% of patients satisfied with the treatment they have received (rolling 12 month period)	22	23	95.7%	94.3%	95.9%

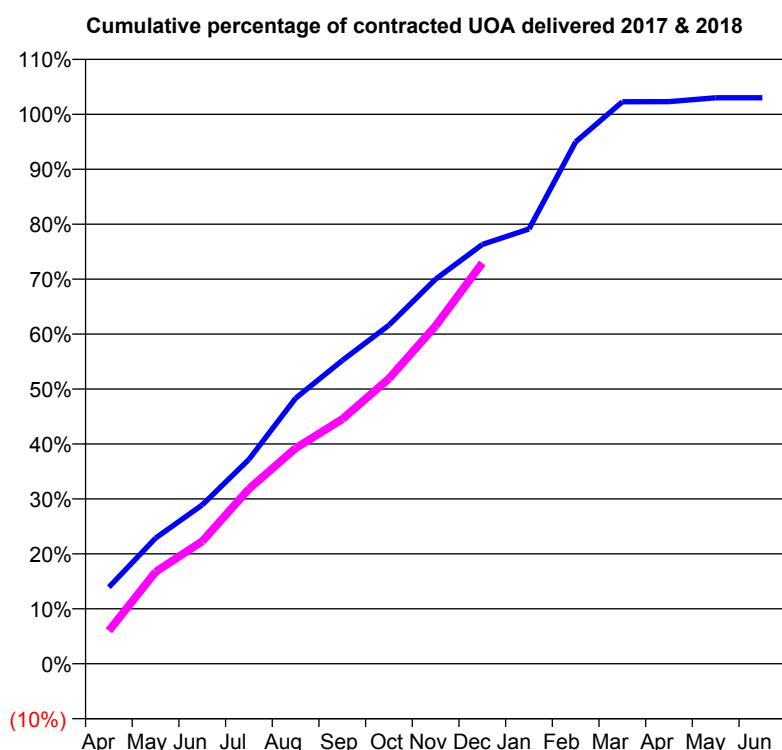
* Figures in italics indicate that the base number is less than 100.

Q63 - Vital Signs Orthodontic At a Glance Contract Report for 748838/0002 - December 2017

Name or company name	MR PS WILLIAMS
Contract type name	PDS Contract
Purpose of contract	Orthodontic
Contract start date	18/12/2008
Contract end date	31/03/2019

17/18 Contracted general activity (UDA)	0
Carry forward general activity (UDA)	0
17/18 Contracted orthodontic activity (UOA)	15,498
Carry forward orthodontic activity (UOA)	-310
Baseline contract value	£1,040,480.75

ACCESS	Contract	England and Wales
24 month ratio of assessments to patient IDs	1.04	1.09

ACTIVITY


Month	Adjusted Scheduled Activity (UOA)	
	2017	2018
April	2,160	929
May	3,543	2,594
June	4,481	3,453
July	5,764	4,931
August	7,491	6,079
September	8,553	6,899
October	9,551	8,043
November	10,850	9,533
December	11,826	11,304
January	12,264	
February	14,720	
March	15,852	
April	15,853	
May	15,962	
June	15,962	

QUALITY	Contract Quantity	Contract Base Number	Contract *	Region	England
% of all assessments that were assess and fit appliances (rolling 12 month period)	698	1,411	49.5%	59.0%	58.6%
% of all assessments that were assess and refuse (rolling 12 month period)	294	1,411	20.8%	14.3%	11.3%
% of all assessments that were assess and review (rolling 12 month period)	419	1,411	29.7%	26.7%	30.0%
% of terminated courses where treatment was abandoned or discontinued (rolling 12 month period)	49	475	10.3%	5.5%	7.4%
% of completed treatments indicating that PAR score was taken (year to date)	170	329	51.7%	73.3%	64.3%
Rate of removable appliances per 100 fixed appliances - proposed treatment (rolling 12 month period)	20	1,322	1.51	3.90	5.53
Rate of removable appliances per 100 fixed appliances - completed treatment (rolling 12 month period)	4	679	0.59	3.89	4.60
% of courses of treatment with removable appliances only - proposed treatment (rolling 12 month period)	8	698	1.1%	2.1%	1.9%
% of courses of treatment with removable appliances only - completed treatment (rolling 12 month period)	2	426	0.5%	1.6%	1.4%
% of patients satisfied with the treatment they have received (rolling 12 month period)	12	12	100.0%	94.3%	95.9%

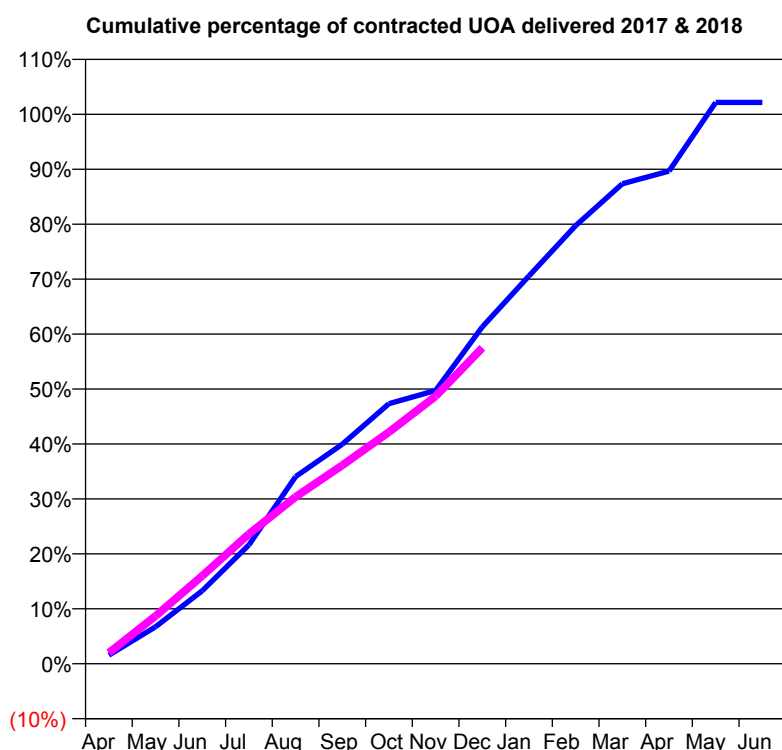
* Figures in italics indicate that the base number is less than 100.

Q63 - Vital Signs Orthodontic At a Glance Contract Report for 751618/0001 - December 2017

Name or company name	MISS K BORHAN
Contract type name	PDS Contract
Purpose of contract	Orthodontic
Contract start date	01/04/2006
Contract end date	31/03/2019

17/18 Contracted general activity (UDA)	0
Carry forward general activity (UDA)	0
17/18 Contracted orthodontic activity (UOA)	4,604
Carry forward orthodontic activity (UOA)	-92
Baseline contract value	£296,320.54

ACCESS	Contract	England and Wales
24 month ratio of assessments to patient IDs	1.04	1.09

ACTIVITY


Month	Adjusted Scheduled Activity (UOA)	
	2017	2018
April	72	92
May	310	401
June	612	737
July	996	1,088
August	1,568	1,398
September	1,839	1,663
October	2,179	1,941
November	2,290	2,242
December	2,823	2,647
January	3,250	
February	3,671	
March	4,021	
April	4,128	
May	4,703	
June	4,703	

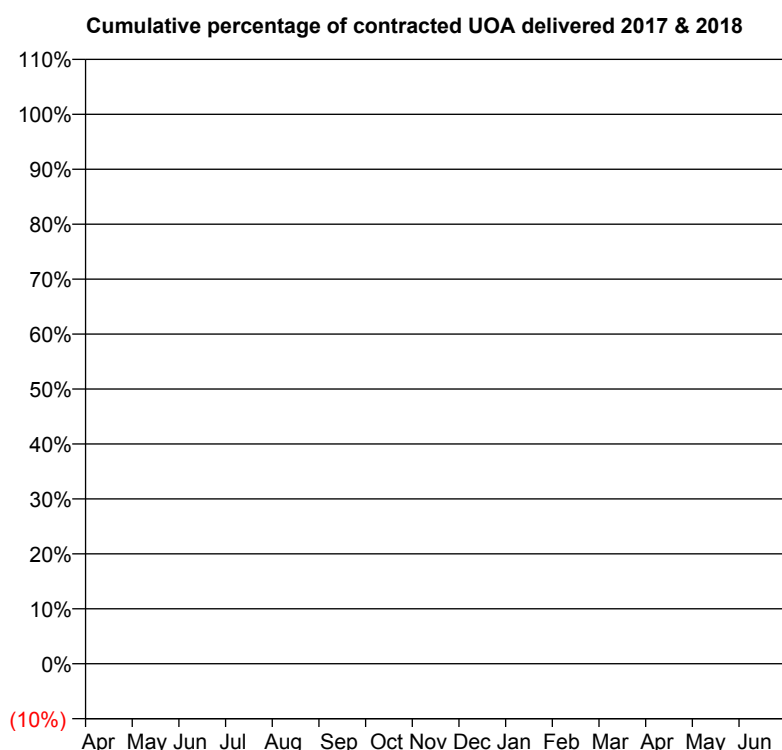
QUALITY	Contract Quantity	Contract Base Number	Contract *	Region	England
% of all assessments that were assess and fit appliances (rolling 12 month period)	200	554	36.1%	59.0%	58.6%
% of all assessments that were assess and refuse (rolling 12 month period)	1	554	0.2%	14.3%	11.3%
% of all assessments that were assess and review (rolling 12 month period)	353	554	63.7%	26.7%	30.0%
% of terminated courses where treatment was abandoned or discontinued (rolling 12 month period)	1	153	0.7%	5.5%	7.4%
% of completed treatments indicating that PAR score was taken (year to date)	21	107	19.6%	73.3%	64.3%
Rate of removable appliances per 100 fixed appliances - proposed treatment (rolling 12 month period)	8	383	2.09	3.90	5.53
Rate of removable appliances per 100 fixed appliances - completed treatment (rolling 12 month period)	14	278	5.04	3.89	4.60
% of courses of treatment with removable appliances only - proposed treatment (rolling 12 month period)	7	200	3.5%	2.1%	1.9%
% of courses of treatment with removable appliances only - completed treatment (rolling 12 month period)	7	152	4.6%	1.6%	1.4%
% of patients satisfied with the treatment they have received (rolling 12 month period)	5	5	100.0%	94.3%	95.9%

* Figures in italics indicate that the base number is less than 100.

Q63 - Vital Signs Orthodontic At a Glance Contract Report for 752304/0002 - December 2017

Name or company name	MR MS DARR	17/18 Contracted general activity (UDA)	21,659
Contract type name	GDS Contract	Carry forward general activity (UDA)	226
Purpose of contract	General	17/18 Contracted orthodontic activity (UOA)	0
Contract start date	01/01/2007	Carry forward orthodontic activity (UOA)	0
Contract end date		Baseline contract value	£564,083.20

ACCESS	Contract	England and Wales
24 month ratio of assessments to patient IDs	1.06	1.09

ACTIVITY


Month	Adjusted Scheduled Activity (UOA)	
	2017	2018
April	0	0
May	0	0
June	0	2
July	0	2
August	2	3
September	23	3
October	44	7
November	44	8
December	45	1
January	46	
February	68	
March	2	
April	2	
May	2	
June	2	

QUALITY

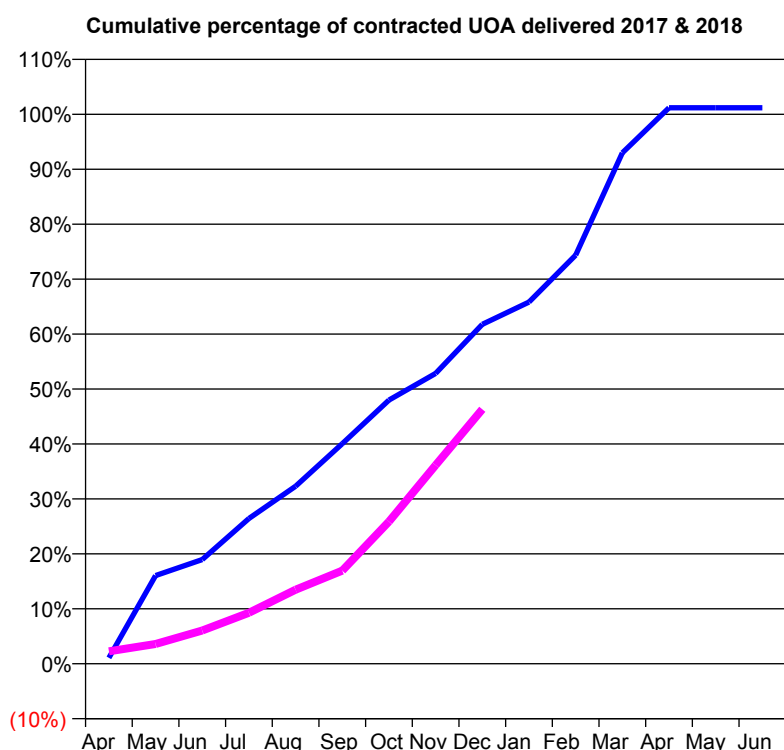
	Contract Quantity	Contract Base Number	Contract *	Region	England
% of all assessments that were assess and fit appliances (rolling 12 month period)	1	13	7.7%	59.0%	58.6%
% of all assessments that were assess and refuse (rolling 12 month period)	4	13	30.8%	14.3%	11.3%
% of all assessments that were assess and review (rolling 12 month period)	8	13	61.5%	26.7%	30.0%
% of terminated courses where treatment was abandoned or discontinued (rolling 12 month period)	1	11	9.1%	5.5%	7.4%
% of completed treatments indicating that PAR score was taken (year to date)	0	2	0.0%	73.3%	64.3%
Rate of removable appliances per 100 fixed appliances - proposed treatment (rolling 12 month period)	0	2	0.00	3.90	5.53
Rate of removable appliances per 100 fixed appliances - completed treatment (rolling 12 month period)	1	16	6.25	3.89	4.60
% of courses of treatment with removable appliances only - proposed treatment (rolling 12 month period)	0	1	0.0%	2.1%	1.9%
% of courses of treatment with removable appliances only - completed treatment (rolling 12 month period)	0	10	0.0%	1.6%	1.4%
% of patients satisfied with the treatment they have received (rolling 12 month period)	0	0	N/A	94.3%	95.9%

* Figures in italics indicate that the base number is less than 100.

Q63 - Vital Signs Orthodontic At a Glance Contract Report for 752304/0003 - December 2017

Name or company name	MR MS DARR	17/18 Contracted general activity (UDA)	0
Contract type name	PDS Contract	Carry forward general activity (UDA)	0
Purpose of contract	Orthodontic	17/18 Contracted orthodontic activity (UOA)	6,500
Contract start date	01/04/2010	Carry forward orthodontic activity (UOA)	-77
Contract end date	31/03/2019	Baseline contract value	£451,705.85

ACCESS	Contract	England and Wales
24 month ratio of assessments to patient IDs	1.07	1.09

ACTIVITY


Month	Adjusted Scheduled Activity (UOA)	
	2017	2018
April	70	148
May	1,044	235
June	1,233	393
July	1,719	604
August	2,100	876
September	2,603	1,102
October	3,120	1,683
November	3,435	2,349
December	4,015	3,011
January	4,278	
February	4,834	
March	6,043	
April	6,576	
May	6,577	
June	6,577	

QUALITY

	Contract Quantity	Contract Base Number	Contract *	Region	England
% of all assessments that were assess and fit appliances (rolling 12 month period)	254	650	39.1%	59.0%	58.6%
% of all assessments that were assess and refuse (rolling 12 month period)	116	650	17.8%	14.3%	11.3%
% of all assessments that were assess and review (rolling 12 month period)	280	650	43.1%	26.7%	30.0%
% of terminated courses where treatment was abandoned or discontinued (rolling 12 month period)	65	303	21.5%	5.5%	7.4%
% of completed treatments indicating that PAR score was taken (year to date)	5	191	2.6%	73.3%	64.3%
Rate of removable appliances per 100 fixed appliances - proposed treatment (rolling 12 month period)	38	478	7.95	3.90	5.53
Rate of removable appliances per 100 fixed appliances - completed treatment (rolling 12 month period)	16	440	3.64	3.89	4.60
% of courses of treatment with removable appliances only - proposed treatment (rolling 12 month period)	7	254	2.8%	2.1%	1.9%
% of courses of treatment with removable appliances only - completed treatment (rolling 12 month period)	7	238	2.9%	1.6%	1.4%
% of patients satisfied with the treatment they have received (rolling 12 month period)	8	8	100.0%	94.3%	95.9%

* Figures in italics indicate that the base number is less than 100.

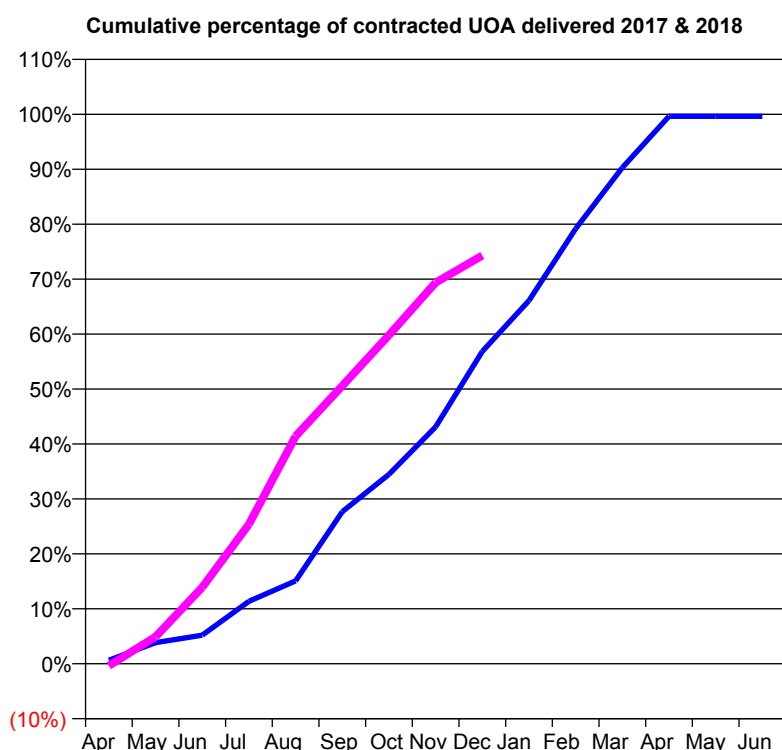
Q63 - Vital Signs Orthodontic At a Glance Contract Report for 755192/0001 - December 2017

Name or company name	MR JP WARD
Contract type name	PDS Contract
Purpose of contract	Orthodontic
Contract start date	01/04/2006
Contract end date	31/03/2018

17/18 Contracted general activity (UDA)	0
Carry forward general activity (UDA)	0
17/18 Contracted orthodontic activity (UOA)	3,401
Carry forward orthodontic activity (UOA)	13
Baseline contract value	£225,045.27

ACCESS

	Contract	England and Wales
24 month ratio of assessments to patient IDs	1.01	1.09

ACTIVITY


Month	Adjusted Scheduled Activity (UOA)	
	2017	2018
April	22	-13
May	131	167
June	177	473
July	387	864
August	513	1,408
September	941	1,720
October	1,172	2,034
November	1,466	2,359
December	1,933	2,527
January	2,248	
February	2,693	
March	3,071	
April	3,388	
May	3,388	
June	3,388	

QUALITY

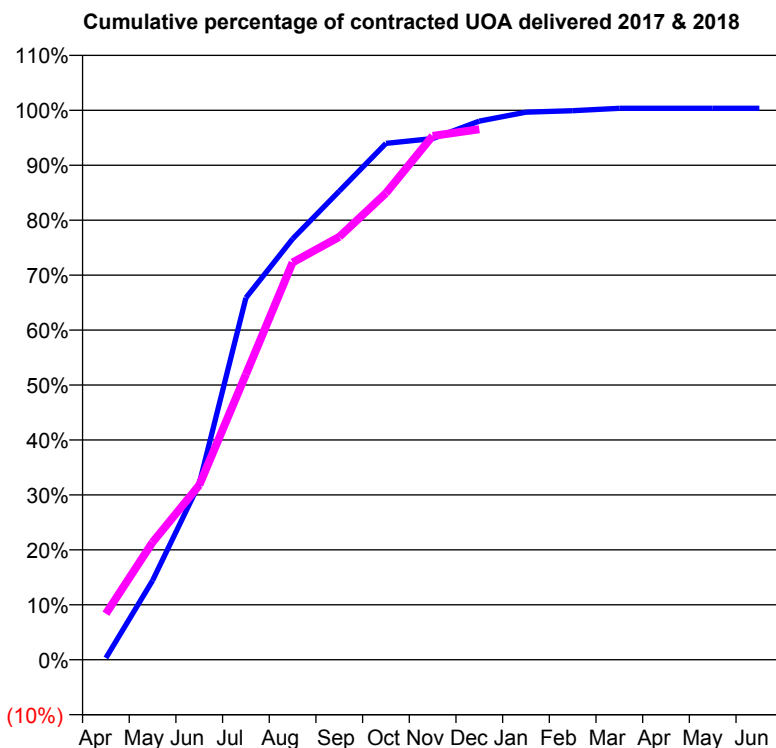
	Contract Quantity	Contract Base Number	Contract *	Region	England
% of all assessments that were assess and fit appliances (rolling 12 month period)	195	367	53.1%	59.0%	58.6%
% of all assessments that were assess and refuse (rolling 12 month period)	17	367	4.6%	14.3%	11.3%
% of all assessments that were assess and review (rolling 12 month period)	155	367	42.2%	26.7%	30.0%
% of terminated courses where treatment was abandoned or discontinued (rolling 12 month period)	8	170	4.7%	5.5%	7.4%
% of completed treatments indicating that PAR score was taken (year to date)	67	103	65.0%	73.3%	64.3%
Rate of removable appliances per 100 fixed appliances - proposed treatment (rolling 12 month period)	17	224	7.59	3.90	5.53
Rate of removable appliances per 100 fixed appliances - completed treatment (rolling 12 month period)	7	249	2.81	3.89	4.60
% of courses of treatment with removable appliances only - proposed treatment (rolling 12 month period)	12	195	6.2%	2.1%	1.9%
% of courses of treatment with removable appliances only - completed treatment (rolling 12 month period)	7	162	4.3%	1.6%	1.4%
% of patients satisfied with the treatment they have received (rolling 12 month period)	10	10	100.0%	94.3%	95.9%

* Figures in italics indicate that the base number is less than 100.

Q63 - Vital Signs Orthodontic At a Glance Contract Report for 760757/0001 - December 2017

Name or company name	MR PA HILL	17/18 Contracted general activity (UDA)	0
Contract type name	PDS Contract	Carry forward general activity (UDA)	0
Purpose of contract	Orthodontic	17/18 Contracted orthodontic activity (UOA)	7,212
Contract start date	01/04/2006	Carry forward orthodontic activity (UOA)	-25
Contract end date	31/03/2019	Baseline contract value	£481,933.54

ACCESS	Contract	England and Wales
24 month ratio of assessments to patient IDs	1.03	1.09

ACTIVITY


Month	Adjusted Scheduled Activity (UOA)	
	2017	2018
April	24	604
May	1,040	1,542
June	2,311	2,291
July	4,750	3,746
August	5,524	5,214
September	6,150	5,551
October	6,778	6,124
November	6,841	6,876
December	7,070	6,963
January	7,187	
February	7,206	
March	7,237	
April	7,237	
May	7,237	
June	7,237	

QUALITY	Contract Quantity	Contract Base Number	Contract *	Region	England
% of all assessments that were assess and fit appliances (rolling 12 month period)	332	533	62.3%	59.0%	58.6%
% of all assessments that were assess and refuse (rolling 12 month period)	1	533	0.2%	14.3%	11.3%
% of all assessments that were assess and review (rolling 12 month period)	200	533	37.5%	26.7%	30.0%
% of terminated courses where treatment was abandoned or discontinued (rolling 12 month period)	2	317	0.6%	5.5%	7.4%
% of completed treatments indicating that PAR score was taken (year to date)	166	223	74.4%	73.3%	64.3%
Rate of removable appliances per 100 fixed appliances - proposed treatment (rolling 12 month period)	0	617	0.00	3.90	5.53
Rate of removable appliances per 100 fixed appliances - completed treatment (rolling 12 month period)	2	564	0.35	3.89	4.60
% of courses of treatment with removable appliances only - proposed treatment (rolling 12 month period)	0	332	0.0%	2.1%	1.9%
% of courses of treatment with removable appliances only - completed treatment (rolling 12 month period)	1	315	0.3%	1.6%	1.4%
% of patients satisfied with the treatment they have received (rolling 12 month period)	8	8	100.0%	94.3%	95.9%

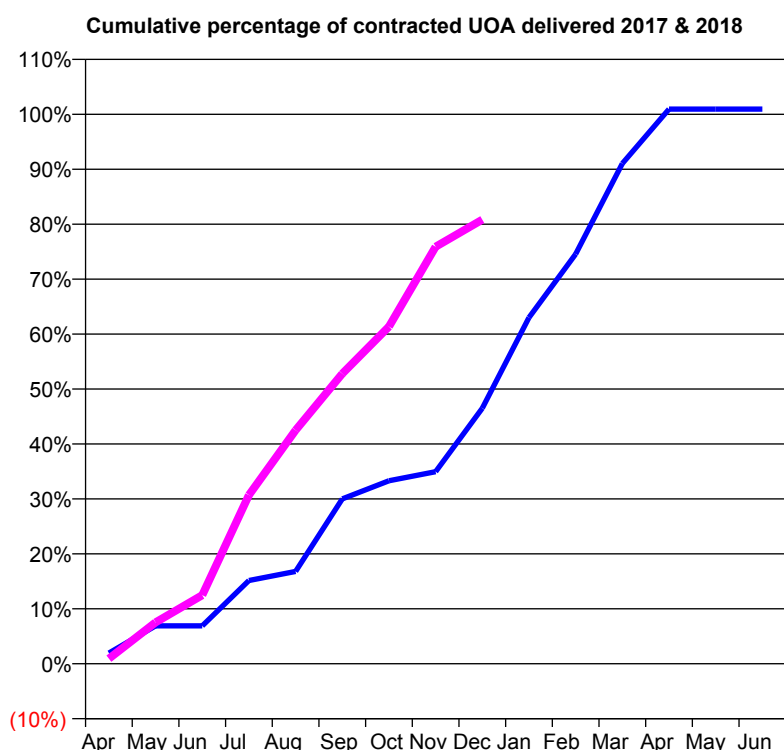
* Figures in italics indicate that the base number is less than 100.

Q63 - Vital Signs Orthodontic At a Glance Contract Report for 762210/0001 - December 2017

Name or company name	MISS CA STOCK
Contract type name	PDS Contract
Purpose of contract	Orthodontic
Contract start date	01/04/2006
Contract end date	31/03/2019

17/18 Contracted general activity (UDA)	0
Carry forward general activity (UDA)	0
17/18 Contracted orthodontic activity (UOA)	1,273
Carry forward orthodontic activity (UOA)	-12
Baseline contract value	£84,137.08

ACCESS	Contract	England and Wales
24 month ratio of assessments to patient IDs	1.01	1.09

ACTIVITY


Month	Adjusted Scheduled Activity (UOA)	
	2017	2018
April	25	12
May	88	96
June	88	159
July	193	391
August	214	541
September	382	672
October	424	781
November	445	966
December	592	1,029
January	802	
February	949	
March	1,159	
April	1,285	
May	1,285	
June	1,285	

QUALITY	Contract Quantity	Contract Base Number	Contract *	Region	England
% of all assessments that were assess and fit appliances (rolling 12 month period)	82	112	73.2%	59.0%	58.6%
% of all assessments that were assess and refuse (rolling 12 month period)	3	112	2.7%	14.3%	11.3%
% of all assessments that were assess and review (rolling 12 month period)	27	112	24.1%	26.7%	30.0%
% of terminated courses where treatment was abandoned or discontinued (rolling 12 month period)	1	43	2.3%	5.5%	7.4%
% of completed treatments indicating that PAR score was taken (year to date)	23	29	79.3%	73.3%	64.3%
Rate of removable appliances per 100 fixed appliances - proposed treatment (rolling 12 month period)	0	95	0.00	3.90	5.53
Rate of removable appliances per 100 fixed appliances - completed treatment (rolling 12 month period)	3	78	3.85	3.89	4.60
% of courses of treatment with removable appliances only - proposed treatment (rolling 12 month period)	0	82	0.0%	2.1%	1.9%
% of courses of treatment with removable appliances only - completed treatment (rolling 12 month period)	0	42	0.0%	1.6%	1.4%
% of patients satisfied with the treatment they have received (rolling 12 month period)	3	3	100.0%	94.3%	95.9%

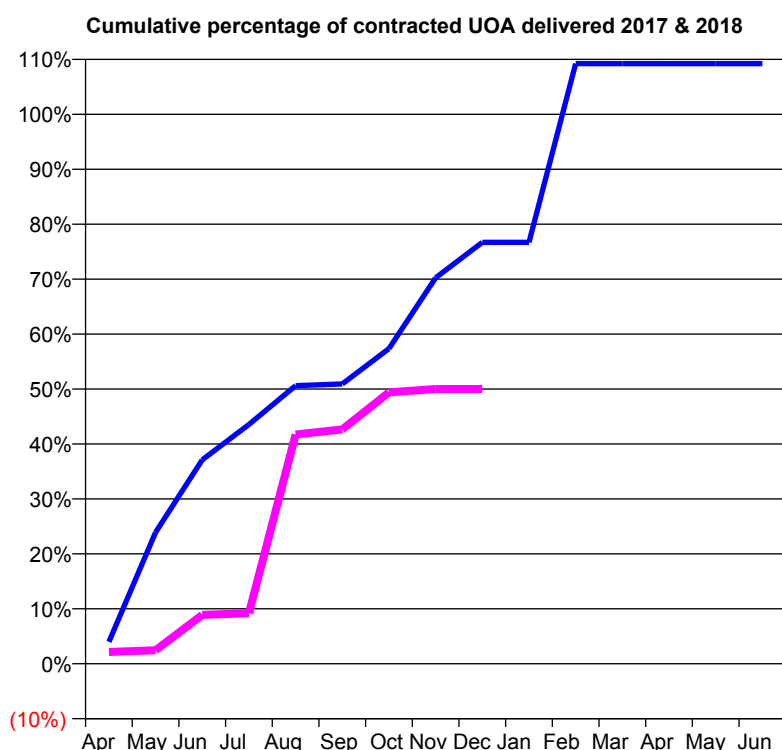
* Figures in italics indicate that the base number is less than 100.

Q63 - Vital Signs Orthodontic At a Glance Contract Report for 775215/0010 - December 2017

Name or company name	MR C PATEL
Contract type name	GDS Contract
Purpose of contract	General and Orthodontic
Contract start date	01/01/2016
Contract end date	

17/18 Contracted general activity (UDA)	23,346
Carry forward general activity (UDA)	800
17/18 Contracted orthodontic activity (UOA)	326
Carry forward orthodontic activity (UOA)	-7
Baseline contract value	£765,680.89

ACCESS	Contract	England and Wales
24 month ratio of assessments to patient IDs	1.02	1.09

ACTIVITY


Month	Adjusted Scheduled Activity (UOA)	
	2017	2018
April	13	7
May	78	8
June	121	29
July	142	30
August	165	136
September	166	139
October	187	161
November	229	163
December	250	163
January	250	
February	356	
March	356	
April	356	
May	356	
June	356	

QUALITY	Contract Quantity	Contract Base Number	Contract *	Region	England
% of all assessments that were assess and fit appliances (rolling 12 month period)	12	22	54.5%	59.0%	58.6%
% of all assessments that were assess and refuse (rolling 12 month period)	5	22	22.7%	14.3%	11.3%
% of all assessments that were assess and review (rolling 12 month period)	5	22	22.7%	26.7%	30.0%
% of terminated courses where treatment was abandoned or discontinued (rolling 12 month period)	0	0	N/A	5.5%	7.4%
% of completed treatments indicating that PAR score was taken (year to date)	0	0	N/A	73.3%	64.3%
Rate of removable appliances per 100 fixed appliances - proposed treatment (rolling 12 month period)	1	12	8.33	3.90	5.53
Rate of removable appliances per 100 fixed appliances - completed treatment (rolling 12 month period)	0	0	N/A	3.89	4.60
% of courses of treatment with removable appliances only - proposed treatment (rolling 12 month period)	1	12	8.3%	2.1%	1.9%
% of courses of treatment with removable appliances only - completed treatment (rolling 12 month period)	0	0	N/A	1.6%	1.4%
% of patients satisfied with the treatment they have received (rolling 12 month period)	0	0	N/A	94.3%	95.9%

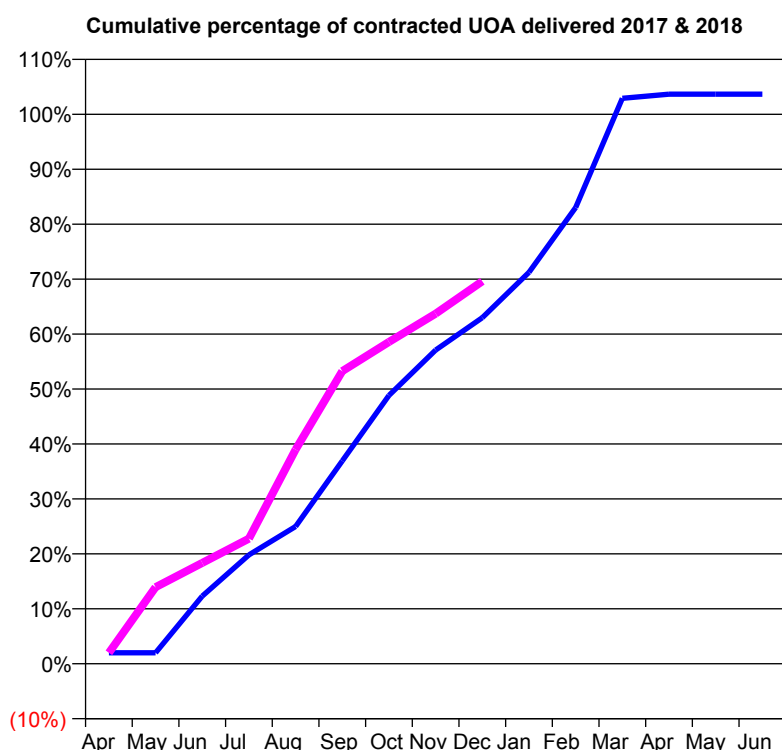
* Figures in italics indicate that the base number is less than 100.

Q63 - Vital Signs Orthodontic At a Glance Contract Report for 835129/0001 - December 2017

Name or company name	MRS KL CLARKE
Contract type name	PDS Contract
Purpose of contract	Orthodontic
Contract start date	01/04/2006
Contract end date	31/03/2018

17/18 Contracted general activity (UDA)	0
Carry forward general activity (UDA)	0
17/18 Contracted orthodontic activity (UOA)	2,850
Carry forward orthodontic activity (UOA)	-57
Baseline contract value	£187,471.31

ACCESS	Contract	England and Wales
24 month ratio of assessments to patient IDs	1.00	1.09

ACTIVITY


Month	Adjusted Scheduled Activity (UOA)	
	2017	2018
April	57	57
May	57	397
June	351	523
July	565	649
August	712	1,111
September	1,052	1,518
October	1,392	1,669
November	1,627	1,816
December	1,795	1,984
January	2,030	
February	2,366	
March	2,933	
April	2,954	
May	2,954	
June	2,954	

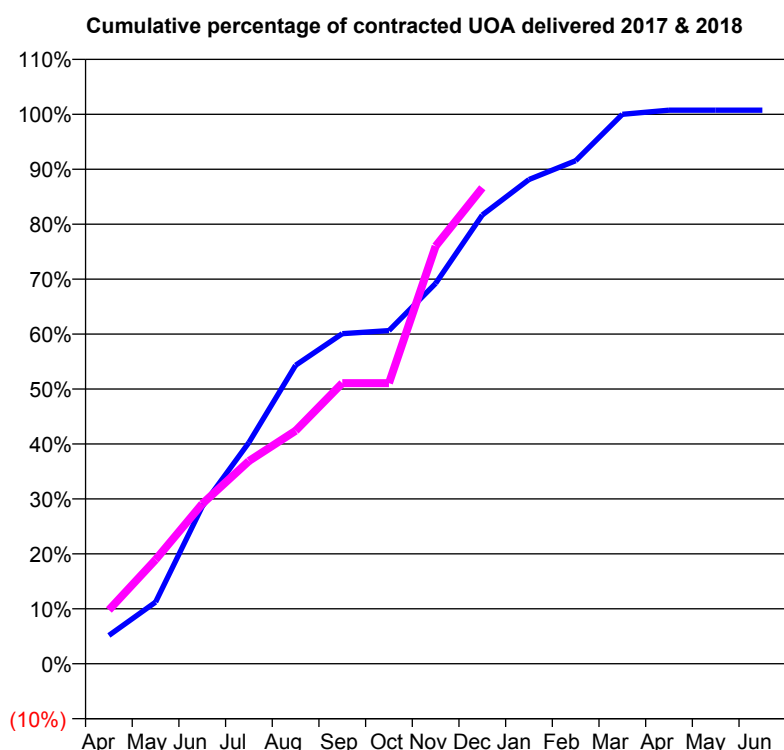
QUALITY	Contract Quantity	Contract Base Number	Contract *	Region	England
% of all assessments that were assess and fit appliances (rolling 12 month period)	152	152	100.0%	59.0%	58.6%
% of all assessments that were assess and refuse (rolling 12 month period)	0	152	0.0%	14.3%	11.3%
% of all assessments that were assess and review (rolling 12 month period)	0	152	0.0%	26.7%	30.0%
% of terminated courses where treatment was abandoned or discontinued (rolling 12 month period)	1	90	1.1%	5.5%	7.4%
% of completed treatments indicating that PAR score was taken (year to date)	26	73	35.6%	73.3%	64.3%
Rate of removable appliances per 100 fixed appliances - proposed treatment (rolling 12 month period)	12	288	4.17	3.90	5.53
Rate of removable appliances per 100 fixed appliances - completed treatment (rolling 12 month period)	5	166	3.01	3.89	4.60
% of courses of treatment with removable appliances only - proposed treatment (rolling 12 month period)	5	152	3.3%	2.1%	1.9%
% of courses of treatment with removable appliances only - completed treatment (rolling 12 month period)	0	89	0.0%	1.6%	1.4%
% of patients satisfied with the treatment they have received (rolling 12 month period)	5	5	100.0%	94.3%	95.9%

* Figures in italics indicate that the base number is less than 100.

Q63 - Vital Signs Orthodontic At a Glance Contract Report for 854824/0001 - December 2017

Name or company name	MR SK SADIQ	17/18 Contracted general activity (UDA)	0
Contract type name	PDS Contract	Carry forward general activity (UDA)	0
Purpose of contract	Orthodontic	17/18 Contracted orthodontic activity (UOA)	4,200
Contract start date	01/04/2006	Carry forward orthodontic activity (UOA)	-31
Contract end date	31/03/2019	Baseline contract value	£251,095.78

ACCESS	Contract	England and Wales
24 month ratio of assessments to patient IDs	1.03	1.09

ACTIVITY


Month	Adjusted Scheduled Activity (UOA)	
	2017	2018
April	217	411
May	471	796
June	1,202	1,223
July	1,691	1,550
August	2,281	1,781
September	2,523	2,145
October	2,547	2,145
November	2,907	3,192
December	3,430	3,638
January	3,701	
February	3,845	
March	4,200	
April	4,231	
May	4,231	
June	4,231	

QUALITY	Contract Quantity	Contract Base Number	Contract *	Region	England
% of all assessments that were assess and fit appliances (rolling 12 month period)	211	325	64.9%	59.0%	58.6%
% of all assessments that were assess and refuse (rolling 12 month period)	14	325	4.3%	14.3%	11.3%
% of all assessments that were assess and review (rolling 12 month period)	100	325	30.8%	26.7%	30.0%
% of terminated courses where treatment was abandoned or discontinued (rolling 12 month period)	2	174	1.1%	5.5%	7.4%
% of completed treatments indicating that PAR score was taken (year to date)	92	96	95.8%	73.3%	64.3%
Rate of removable appliances per 100 fixed appliances - proposed treatment (rolling 12 month period)	11	400	2.75	3.90	5.53
Rate of removable appliances per 100 fixed appliances - completed treatment (rolling 12 month period)	6	333	1.80	3.89	4.60
% of courses of treatment with removable appliances only - proposed treatment (rolling 12 month period)	10	211	4.7%	2.1%	1.9%
% of courses of treatment with removable appliances only - completed treatment (rolling 12 month period)	5	172	2.9%	1.6%	1.4%
% of patients satisfied with the treatment they have received (rolling 12 month period)	6	6	100.0%	94.3%	95.9%

* Figures in italics indicate that the base number is less than 100.

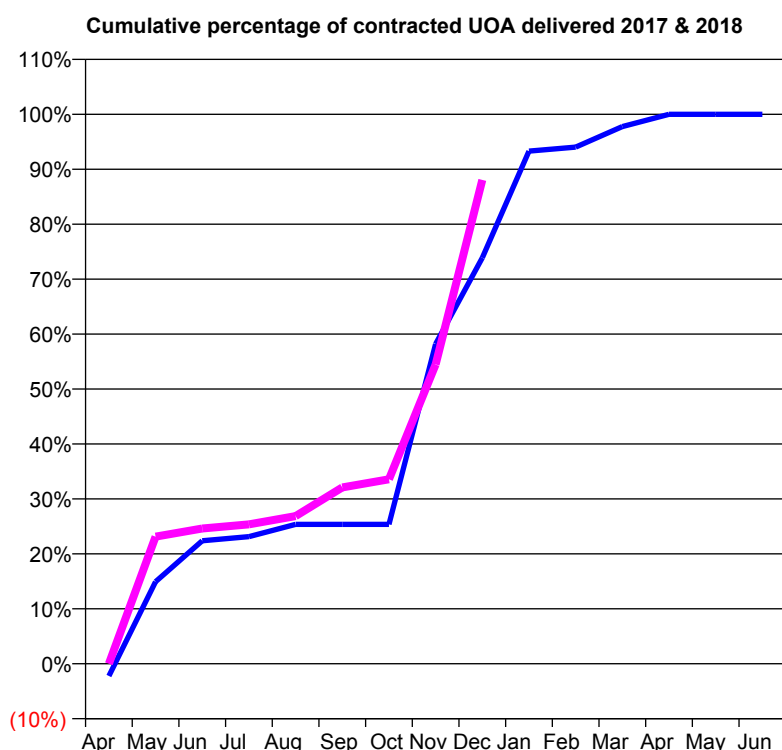
Q63 - Vital Signs Orthodontic At a Glance Contract Report for 909548/0001 - December 2017

Name or company name	MR HS KALSI
Contract type name	GDS Contract
Purpose of contract	General and Orthodontic
Contract start date	01/04/2006
Contract end date	

17/18 Contracted general activity (UDA)	7,537
Carry forward general activity (UDA)	250
17/18 Contracted orthodontic activity (UOA)	134
Carry forward orthodontic activity (UOA)	0
Baseline contract value	£210,763.24

ACCESS

	Contract	England and Wales
24 month ratio of assessments to patient IDs	1.20	1.09

ACTIVITY


Month	Adjusted Scheduled Activity (UOA)	
	2017	2018
April	-3	0
May	20	31
June	30	33
July	31	34
August	34	36
September	34	43
October	34	45
November	78	73
December	99	118
January	125	
February	126	
March	131	
April	134	
May	134	
June	134	

QUALITY

	Contract Quantity	Contract Base Number	Contract *	Region	England
% of all assessments that were assess and fit appliances (rolling 12 month period)	5	53	9.4%	59.0%	58.6%
% of all assessments that were assess and refuse (rolling 12 month period)	0	53	0.0%	14.3%	11.3%
% of all assessments that were assess and review (rolling 12 month period)	48	53	90.6%	26.7%	30.0%
% of terminated courses where treatment was abandoned or discontinued (rolling 12 month period)	0	0	N/A	5.5%	7.4%
% of completed treatments indicating that PAR score was taken (year to date)	0	0	N/A	73.3%	64.3%
Rate of removable appliances per 100 fixed appliances - proposed treatment (rolling 12 month period)	0	0	N/A	3.90	5.53
Rate of removable appliances per 100 fixed appliances - completed treatment (rolling 12 month period)	0	0	N/A	3.89	4.60
% of courses of treatment with removable appliances only - proposed treatment (rolling 12 month period)	0	5	0.0%	2.1%	1.9%
% of courses of treatment with removable appliances only - completed treatment (rolling 12 month period)	0	0	N/A	1.6%	1.4%
% of patients satisfied with the treatment they have received (rolling 12 month period)	0	0	N/A	94.3%	95.9%

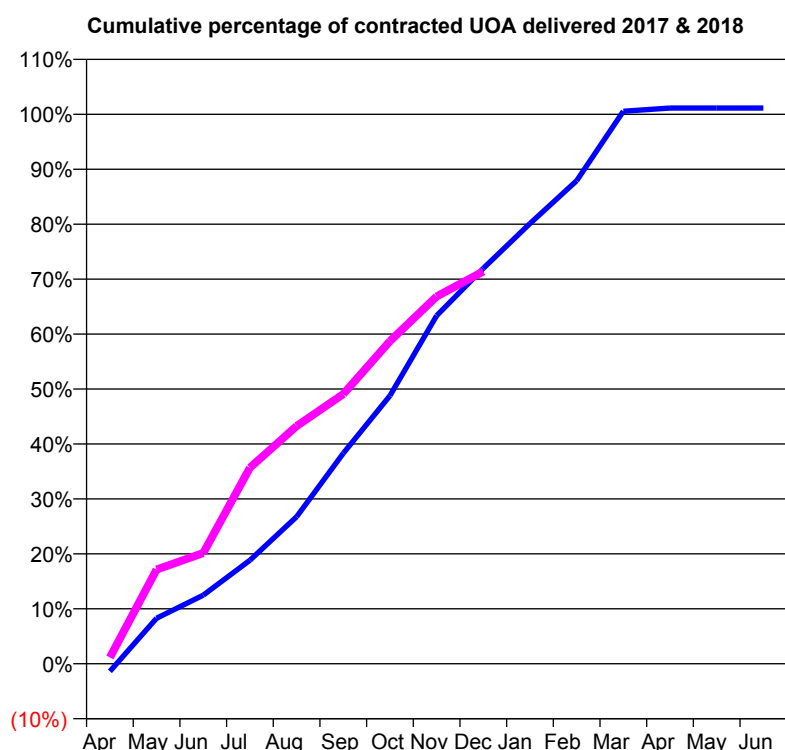
* Figures in italics indicate that the base number is less than 100.

Q63 - Vital Signs Orthodontic At a Glance Contract Report for 949612/0003 - December 2017

Name or company name	Simply Orthodontics	17/18 Contracted general activity (UDA)	0
Contract type name	PDS Contract	Carry forward general activity (UDA)	0
Purpose of contract	Orthodontic	17/18 Contracted orthodontic activity (UOA)	11,563
Contract start date	01/04/2011	Carry forward orthodontic activity (UOA)	-132
Contract end date	31/03/2019	Baseline contract value	£764,109.33

ACCESS

	Contract	England and Wales
24 month ratio of assessments to patient IDs	1.01	1.09

ACTIVITY


Month	Adjusted Scheduled Activity (UOA)	
	2017	2018
April	-160	132
May	957	1,983
June	1,443	2,329
July	2,178	4,126
August	3,093	5,003
September	4,430	5,676
October	5,642	6,789
November	7,325	7,729
December	8,320	8,258
January	9,263	
February	10,166	
March	11,627	
April	11,694	
May	11,695	
June	11,695	

QUALITY

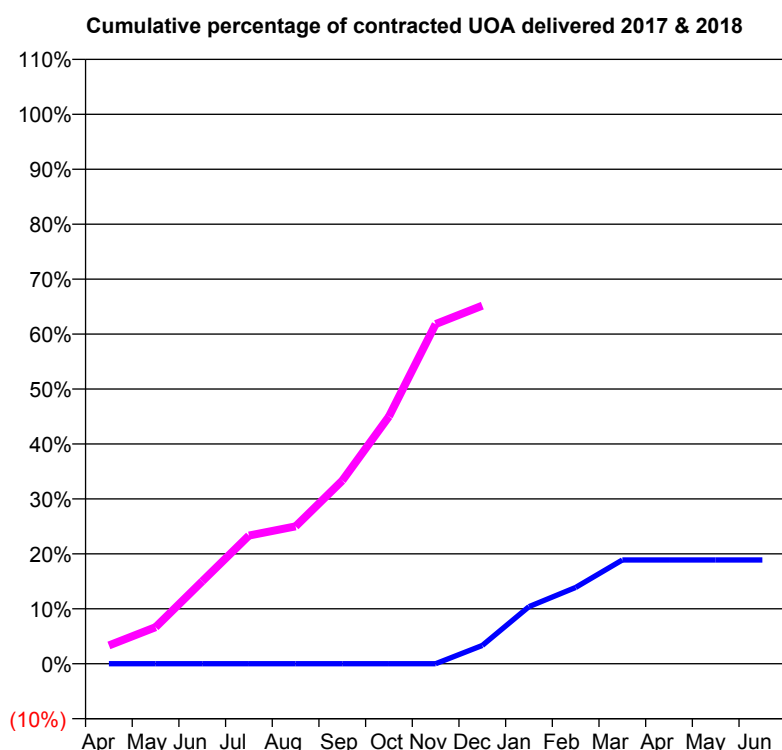
	Contract Quantity	Contract Base Number	Contract *	Region	England
% of all assessments that were assess and fit appliances (rolling 12 month period)	545	726	75.1%	59.0%	58.6%
% of all assessments that were assess and refuse (rolling 12 month period)	1	726	0.1%	14.3%	11.3%
% of all assessments that were assess and review (rolling 12 month period)	180	726	24.8%	26.7%	30.0%
% of terminated courses where treatment was abandoned or discontinued (rolling 12 month period)	17	495	3.4%	5.5%	7.4%
% of completed treatments indicating that PAR score was taken (year to date)	119	366	32.5%	73.3%	64.3%
Rate of removable appliances per 100 fixed appliances - proposed treatment (rolling 12 month period)	11	1,072	1.03	3.90	5.53
Rate of removable appliances per 100 fixed appliances - completed treatment (rolling 12 month period)	13	927	1.40	3.89	4.60
% of courses of treatment with removable appliances only - proposed treatment (rolling 12 month period)	8	545	1.5%	2.1%	1.9%
% of courses of treatment with removable appliances only - completed treatment (rolling 12 month period)	11	478	2.3%	1.6%	1.4%
% of patients satisfied with the treatment they have received (rolling 12 month period)	15	15	100.0%	94.3%	95.9%

* Figures in italics indicate that the base number is less than 100.

Q64 - Vital Signs Orthodontic At a Glance Contract Report for 100120/0000 - December 2017

Name or company name	RUH Orthodontics	17/18 Contracted general activity (UDA)	0
Contract type name	PDS Contract	Carry forward general activity (UDA)	0
Purpose of contract	Orthodontic	17/18 Contracted orthodontic activity (UOA)	1,260
Contract start date	01/04/2016	Carry forward orthodontic activity (UOA)	0
Contract end date	31/03/2018	Baseline contract value	£86,624.76

ACCESS	Contract	England and Wales
24 month ratio of assessments to patient IDs	1.02	1.09

ACTIVITY


Month	Adjusted Scheduled Activity (UOA)	
	2017	2018
April	0	42
May	0	84
June	0	189
July	0	294
August	0	315
September	0	420
October	0	567
November	0	779
December	42	821
January	131	
February	175	
March	238	
April	238	
May	238	
June	238	

QUALITY

	Contract Quantity	Contract Base Number	Contract *	Region	England
% of all assessments that were assess and fit appliances (rolling 12 month period)	49	50	98.0%	61.9%	58.6%
% of all assessments that were assess and refuse (rolling 12 month period)	1	50	2.0%	9.9%	11.3%
% of all assessments that were assess and review (rolling 12 month period)	0	50	0.0%	28.2%	30.0%
% of terminated courses where treatment was abandoned or discontinued (rolling 12 month period)	0	2	0.0%	7.3%	7.4%
% of completed treatments indicating that PAR score was taken (year to date)	1	1	100.0%	67.6%	64.3%
Rate of removable appliances per 100 fixed appliances - proposed treatment (rolling 12 month period)	6	94	6.38	4.62	5.53
Rate of removable appliances per 100 fixed appliances - completed treatment (rolling 12 month period)	0	4	0.00	3.88	4.60
% of courses of treatment with removable appliances only - proposed treatment (rolling 12 month period)	0	49	0.0%	1.6%	1.9%
% of courses of treatment with removable appliances only - completed treatment (rolling 12 month period)	0	2	0.0%	1.5%	1.4%
% of patients satisfied with the treatment they have received (rolling 12 month period)	2	2	100.0%	96.1%	95.9%

* Figures in italics indicate that the base number is less than 100.

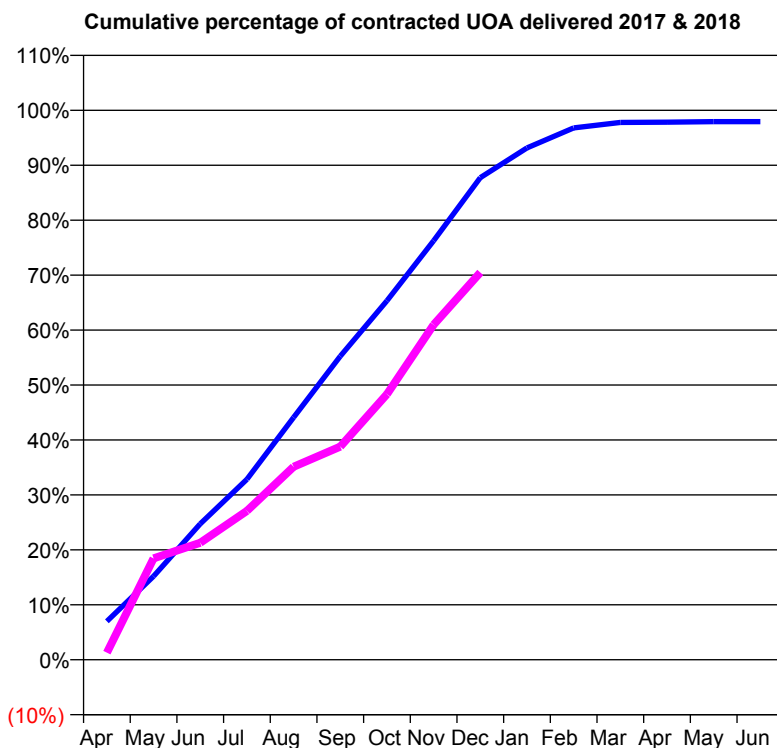
Q64 - Vital Signs Orthodontic At a Glance Contract Report for 101281/0111 - December 2017

Name or company name	OASIS DENTAL CARE LTD
Contract type name	PDS Contract
Purpose of contract	Orthodontic
Contract start date	01/04/2006
Contract end date	30/09/2018

17/18 Contracted general activity (UDA)	0
Carry forward general activity (UDA)	0
17/18 Contracted orthodontic activity (UOA)	2,616
Carry forward orthodontic activity (UOA)	54
Baseline contract value	£166,928.94

ACCESS

	Contract	England and Wales
24 month ratio of assessments to patient IDs	1.19	1.09

ACTIVITY


Month	Adjusted Scheduled Activity (UOA)	
	2017	2018
April	183	34
May	398	483
June	647	557
July	859	709
August	1,154	919
September	1,445	1,015
October	1,709	1,264
November	1,995	1,595
December	2,295	1,844
January	2,437	
February	2,532	
March	2,558	
April	2,559	
May	2,562	
June	2,562	

QUALITY

	Contract Quantity	Contract Base Number	Contract *	Region	England
% of all assessments that were assess and fit appliances (rolling 12 month period)	93	306	30.4%	61.9%	58.6%
% of all assessments that were assess and refuse (rolling 12 month period)	6	306	2.0%	9.9%	11.3%
% of all assessments that were assess and review (rolling 12 month period)	207	306	67.6%	28.2%	30.0%
% of terminated courses where treatment was abandoned or discontinued (rolling 12 month period)	5	90	5.6%	7.3%	7.4%
% of completed treatments indicating that PAR score was taken (year to date)	44	50	88.0%	67.6%	64.3%
Rate of removable appliances per 100 fixed appliances - proposed treatment (rolling 12 month period)	0	163	0.00	4.62	5.53
Rate of removable appliances per 100 fixed appliances - completed treatment (rolling 12 month period)	0	149	0.00	3.88	4.60
% of courses of treatment with removable appliances only - proposed treatment (rolling 12 month period)	0	93	0.0%	1.6%	1.9%
% of courses of treatment with removable appliances only - completed treatment (rolling 12 month period)	0	85	0.0%	1.5%	1.4%
% of patients satisfied with the treatment they have received (rolling 12 month period)	4	4	100.0%	96.1%	95.9%

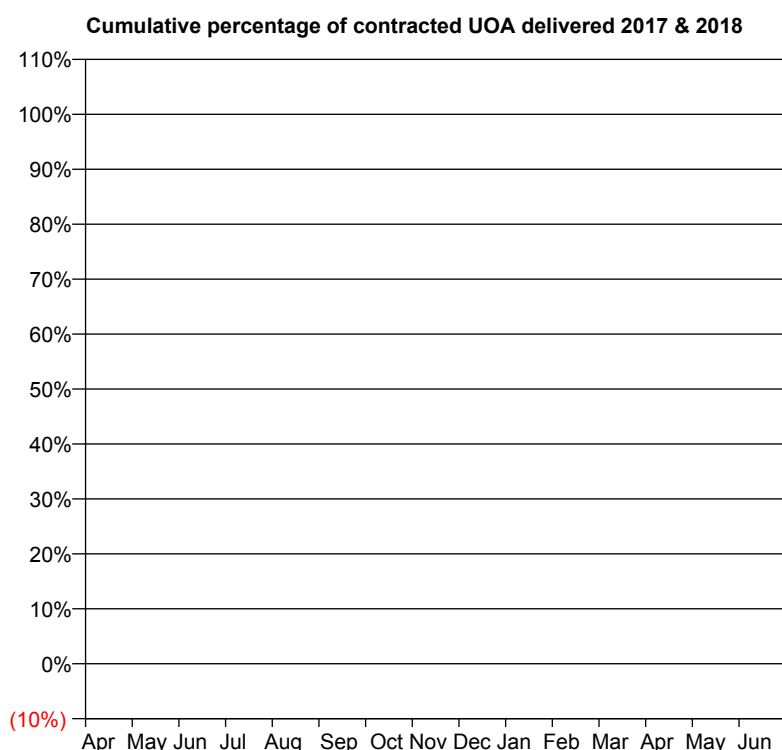
* Figures in italics indicate that the base number is less than 100.

Q64 - Vital Signs Orthodontic At a Glance Contract Report for 101370/0075 - December 2017

Name or company name	Petrie Tucker and Partners Ltd
Contract type name	GDS Contract
Purpose of contract	General
Contract start date	01/04/2007
Contract end date	

17/18 Contracted general activity (UDA)	32,500
Carry forward general activity (UDA)	-309
17/18 Contracted orthodontic activity (UOA)	0
Carry forward orthodontic activity (UOA)	0
Baseline contract value	£692,776.19

ACCESS	Contract	England and Wales
24 month ratio of assessments to patient IDs	1.00	1.09

ACTIVITY


Month	Adjusted Scheduled Activity (UOA)	
	2017	2018
April	0	0
May	0	0
June	0	0
July	0	0
August	0	0
September	0	1
October	0	1
November	0	1
December	0	1
January	0	
February	0	
March	0	
April	0	
May	0	
June	0	

QUALITY	Contract Quantity	Contract Base Number	Contract *	Region	England
% of all assessments that were assess and fit appliances (rolling 12 month period)	0	1	0.0%	61.9%	58.6%
% of all assessments that were assess and refuse (rolling 12 month period)	0	1	0.0%	9.9%	11.3%
% of all assessments that were assess and review (rolling 12 month period)	1	1	100.0%	28.2%	30.0%
% of terminated courses where treatment was abandoned or discontinued (rolling 12 month period)	0	0	N/A	7.3%	7.4%
% of completed treatments indicating that PAR score was taken (year to date)	0	0	N/A	67.6%	64.3%
Rate of removable appliances per 100 fixed appliances - proposed treatment (rolling 12 month period)	0	0	N/A	4.62	5.53
Rate of removable appliances per 100 fixed appliances - completed treatment (rolling 12 month period)	0	0	N/A	3.88	4.60
% of courses of treatment with removable appliances only - proposed treatment (rolling 12 month period)	0	0	N/A	1.6%	1.9%
% of courses of treatment with removable appliances only - completed treatment (rolling 12 month period)	0	0	N/A	1.5%	1.4%
% of patients satisfied with the treatment they have received (rolling 12 month period)	0	0	N/A	96.1%	95.9%

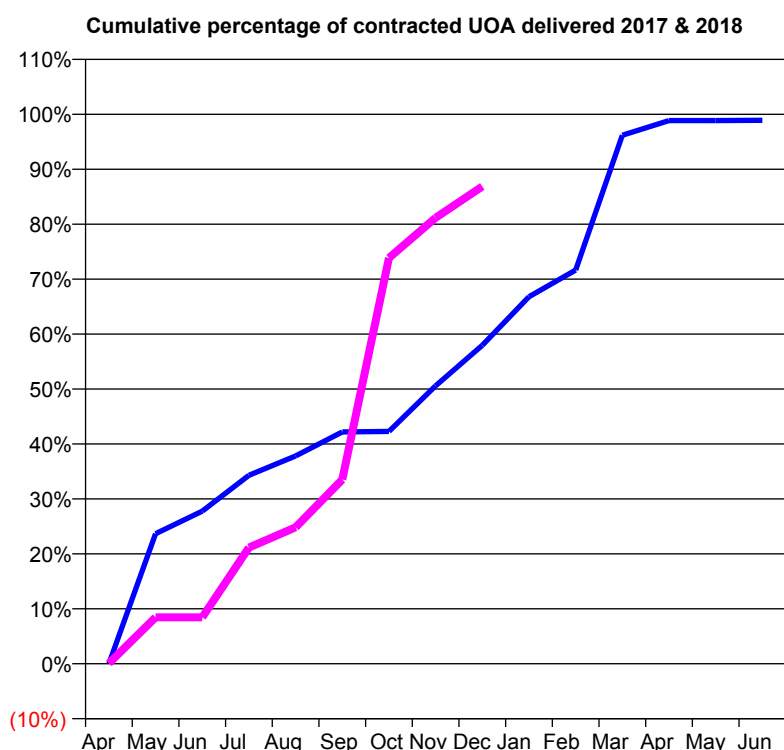
* Figures in italics indicate that the base number is less than 100.

Q64 - Vital Signs Orthodontic At a Glance Contract Report for 109002/0002 - December 2017

Name or company name	Dr Dominic Killian Ltd
Contract type name	PDS Contract
Purpose of contract	Orthodontic
Contract start date	01/10/2008
Contract end date	31/03/2018

17/18 Contracted general activity (UDA)	0
Carry forward general activity (UDA)	0
17/18 Contracted orthodontic activity (UOA)	1,264
Carry forward orthodontic activity (UOA)	0
Baseline contract value	£84,213.23

ACCESS	Contract	England and Wales
24 month ratio of assessments to patient IDs	1.20	1.09

ACTIVITY


Month	Adjusted Scheduled Activity (UOA)	
	2017	2018
April	0	1
May	423	107
June	496	107
July	613	267
August	675	314
September	753	424
October	755	934
November	903	1,026
December	1,035	1,098
January	1,193	
February	1,280	
March	1,718	
April	1,766	
May	1,766	
June	1,766	

QUALITY	Contract Quantity	Contract Base Number	Contract *	Region	England
% of all assessments that were assess and fit appliances (rolling 12 month period)	74	359	20.6%	61.9%	58.6%
% of all assessments that were assess and refuse (rolling 12 month period)	87	359	24.2%	9.9%	11.3%
% of all assessments that were assess and review (rolling 12 month period)	198	359	55.2%	28.2%	30.0%
% of terminated courses where treatment was abandoned or discontinued (rolling 12 month period)	4	79	5.1%	7.3%	7.4%
% of completed treatments indicating that PAR score was taken (year to date)	23	42	54.8%	67.6%	64.3%
Rate of removable appliances per 100 fixed appliances - proposed treatment (rolling 12 month period)	25	141	17.73	4.62	5.53
Rate of removable appliances per 100 fixed appliances - completed treatment (rolling 12 month period)	9	144	6.25	3.88	4.60
% of courses of treatment with removable appliances only - proposed treatment (rolling 12 month period)	1	74	1.4%	1.6%	1.9%
% of courses of treatment with removable appliances only - completed treatment (rolling 12 month period)	0	75	0.0%	1.5%	1.4%
% of patients satisfied with the treatment they have received (rolling 12 month period)	6	6	100.0%	96.1%	95.9%

* Figures in italics indicate that the base number is less than 100.

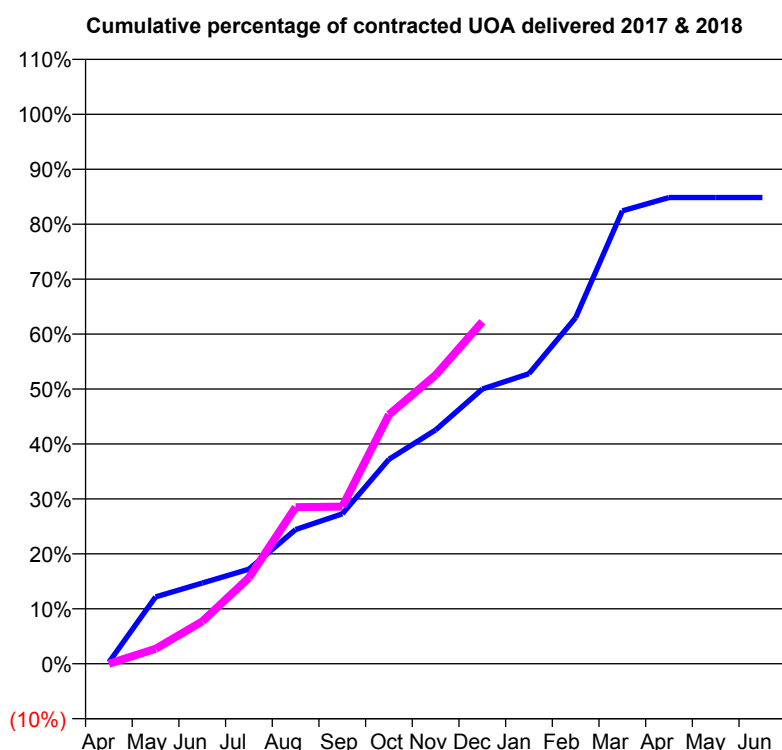
Q64 - Vital Signs Orthodontic At a Glance Contract Report for 113387/0001 - December 2017

Name or company name	Hanlon, Gardner Dental Surgeons
Contract type name	GDS Contract
Purpose of contract	General and Orthodontic
Contract start date	01/04/2006
Contract end date	

17/18 Contracted general activity (UDA)	5,483
Carry forward general activity (UDA)	0
17/18 Contracted orthodontic activity (UOA)	896
Carry forward orthodontic activity (UOA)	0
Baseline contract value	£179,473.63

ACCESS

	Contract	England and Wales
24 month ratio of assessments to patient IDs	1.11	1.09

ACTIVITY


Month	Adjusted Scheduled Activity (UOA)	
	2017	2018
April	2	0
May	109	24
June	132	69
July	154	140
August	219	255
September	245	256
October	333	406
November	381	471
December	448	558
January	473	
February	564	
March	738	
April	760	
May	760	
June	760	

QUALITY

	Contract Quantity	Contract Base Number	Contract *	Region	England
% of all assessments that were assess and fit appliances (rolling 12 month period)	42	68	61.8%	61.9%	58.6%
% of all assessments that were assess and refuse (rolling 12 month period)	1	68	1.5%	9.9%	11.3%
% of all assessments that were assess and review (rolling 12 month period)	25	68	36.8%	28.2%	30.0%
% of terminated courses where treatment was abandoned or discontinued (rolling 12 month period)	1	20	5.0%	7.3%	7.4%
% of completed treatments indicating that PAR score was taken (year to date)	0	13	0.0%	67.6%	64.3%
Rate of removable appliances per 100 fixed appliances - proposed treatment (rolling 12 month period)	9	79	11.39	4.62	5.53
Rate of removable appliances per 100 fixed appliances - completed treatment (rolling 12 month period)	1	32	3.13	3.88	4.60
% of courses of treatment with removable appliances only - proposed treatment (rolling 12 month period)	2	42	4.8%	1.6%	1.9%
% of courses of treatment with removable appliances only - completed treatment (rolling 12 month period)	1	19	5.3%	1.5%	1.4%
% of patients satisfied with the treatment they have received (rolling 12 month period)	1	1	100.0%	96.1%	95.9%

* Figures in italics indicate that the base number is less than 100.

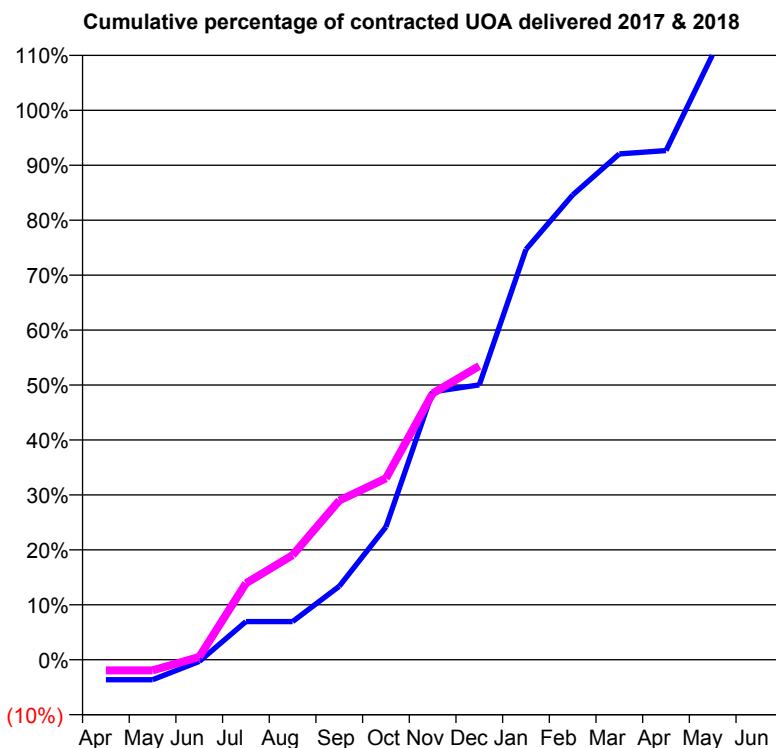
Q64 - Vital Signs Orthodontic At a Glance Contract Report for 114677/0001 - December 2017

Name or company name	Salisbury Orthodontics Limited
Contract type name	PDS Contract
Purpose of contract	Orthodontic
Contract start date	01/09/2015
Contract end date	31/03/2018

17/18 Contracted general activity (UDA)	0
Carry forward general activity (UDA)	0
17/18 Contracted orthodontic activity (UOA)	3,820
Carry forward orthodontic activity (UOA)	75
Baseline contract value	£251,035.68

ACCESS

	Contract	England and Wales
24 month ratio of assessments to patient IDs	1.06	1.09

ACTIVITY


Month	Adjusted Scheduled Activity (UOA)	
	2017	2018
April	-124	-75
May	-124	-75
June	-11	20
July	236	532
August	236	727
September	455	1,107
October	822	1,261
November	1,658	1,852
December	1,701	2,043
January	2,539	
February	2,876	
March	3,130	
April	3,151	
May	3,745	
June	3,745	

QUALITY

	Contract Quantity	Contract Base Number	Contract *	Region	England
% of all assessments that were assess and fit appliances (rolling 12 month period)	218	269	81.0%	61.9%	58.6%
% of all assessments that were assess and refuse (rolling 12 month period)	5	269	1.9%	9.9%	11.3%
% of all assessments that were assess and review (rolling 12 month period)	46	269	17.1%	28.2%	30.0%
% of terminated courses where treatment was abandoned or discontinued (rolling 12 month period)	16	149	10.7%	7.3%	7.4%
% of completed treatments indicating that PAR score was taken (year to date)	82	95	86.3%	67.6%	64.3%
Rate of removable appliances per 100 fixed appliances - proposed treatment (rolling 12 month period)	15	424	3.54	4.62	5.53
Rate of removable appliances per 100 fixed appliances - completed treatment (rolling 12 month period)	3	249	1.20	3.88	4.60
% of courses of treatment with removable appliances only - proposed treatment (rolling 12 month period)	2	218	0.9%	1.6%	1.9%
% of courses of treatment with removable appliances only - completed treatment (rolling 12 month period)	2	133	1.5%	1.5%	1.4%
% of patients satisfied with the treatment they have received (rolling 12 month period)	5	5	100.0%	96.1%	95.9%

* Figures in italics indicate that the base number is less than 100.

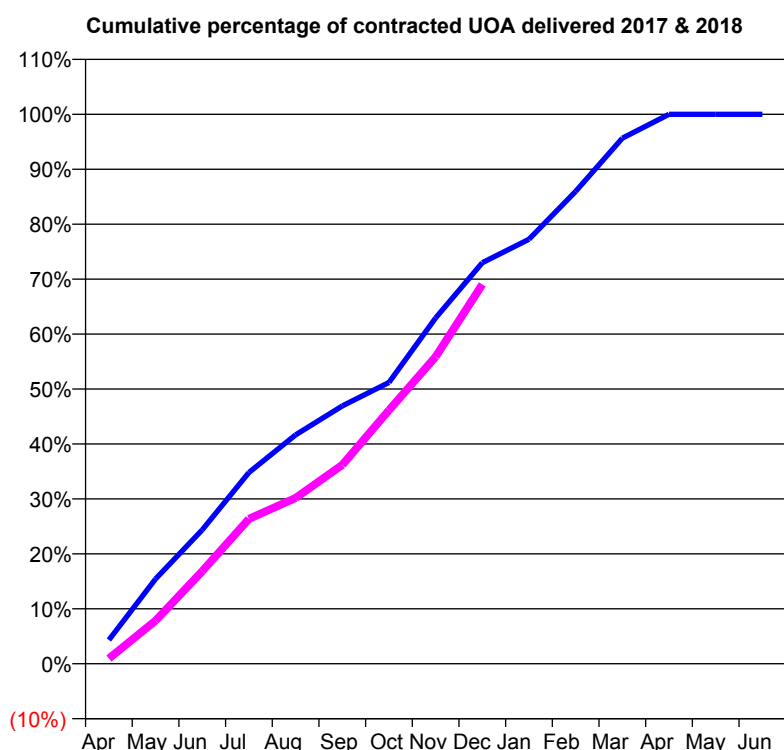
Q64 - Vital Signs Orthodontic At a Glance Contract Report for 125385/0002 - December 2017

Name or company name	Dr Michael Frain Ltd
Contract type name	GDS Contract
Purpose of contract	General and Orthodontic
Contract start date	01/04/2008
Contract end date	

17/18 Contracted general activity (UDA)	14,500
Carry forward general activity (UDA)	-21
17/18 Contracted orthodontic activity (UOA)	5,228
Carry forward orthodontic activity (UOA)	1
Baseline contract value	£677,456.33

ACCESS

	Contract	England and Wales
24 month ratio of assessments to patient IDs	1.53	1.09

ACTIVITY


Month	Adjusted Scheduled Activity (UOA)	
	2017	2018
April	226	50
May	808	410
June	1,274	881
July	1,820	1,378
August	2,178	1,578
September	2,453	1,892
October	2,676	2,413
November	3,290	2,921
December	3,815	3,609
January	4,039	
February	4,494	
March	5,000	
April	5,227	
May	5,227	
June	5,227	

QUALITY

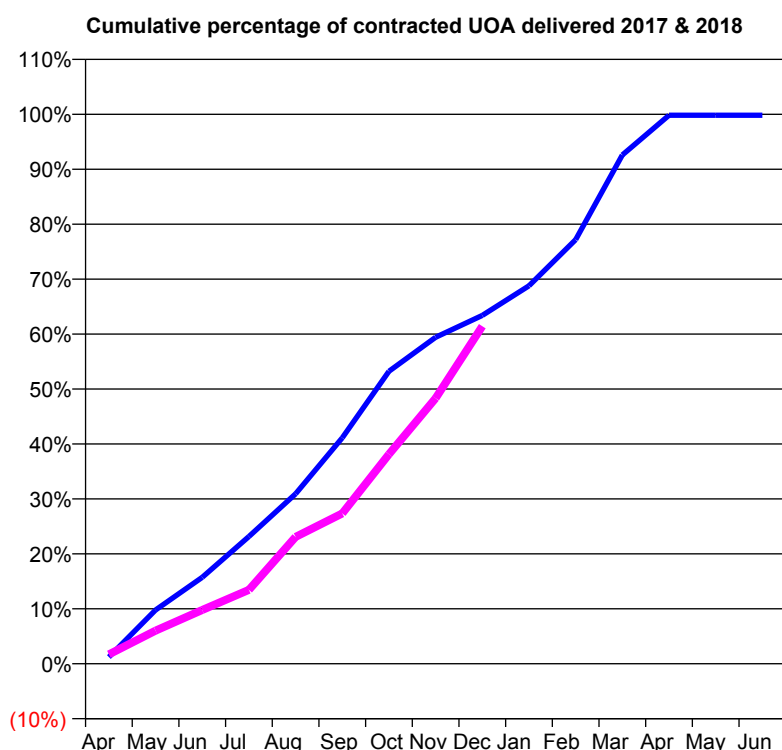
	Contract Quantity	Contract Base Number	Contract *	Region	England
% of all assessments that were assess and fit appliances (rolling 12 month period)	223	562	39.7%	61.9%	58.6%
% of all assessments that were assess and refuse (rolling 12 month period)	59	562	10.5%	9.9%	11.3%
% of all assessments that were assess and review (rolling 12 month period)	280	562	49.8%	28.2%	30.0%
% of terminated courses where treatment was abandoned or discontinued (rolling 12 month period)	41	230	17.8%	7.3%	7.4%
% of completed treatments indicating that PAR score was taken (year to date)	163	164	99.4%	67.6%	64.3%
Rate of removable appliances per 100 fixed appliances - proposed treatment (rolling 12 month period)	0	444	0.00	4.62	5.53
Rate of removable appliances per 100 fixed appliances - completed treatment (rolling 12 month period)	0	357	0.00	3.88	4.60
% of courses of treatment with removable appliances only - proposed treatment (rolling 12 month period)	0	223	0.0%	1.6%	1.9%
% of courses of treatment with removable appliances only - completed treatment (rolling 12 month period)	0	189	0.0%	1.5%	1.4%
% of patients satisfied with the treatment they have received (rolling 12 month period)	6	6	100.0%	96.1%	95.9%

* Figures in italics indicate that the base number is less than 100.

Q64 - Vital Signs Orthodontic At a Glance Contract Report for 133620/0001 - December 2017

Name or company name	Cloudshill Limited	17/18 Contracted general activity (UDA)	0
Contract type name	PDS Contract	Carry forward general activity (UDA)	0
Purpose of contract	Orthodontic	17/18 Contracted orthodontic activity (UOA)	6,560
Contract start date	01/09/2012	Carry forward orthodontic activity (UOA)	11
Contract end date	31/08/2022	Baseline contract value	£448,027.13

ACCESS	Contract	England and Wales
24 month ratio of assessments to patient IDs	1.02	1.09

ACTIVITY


Month	Adjusted Scheduled Activity (UOA)	
	2017	2018
April	81	112
May	643	395
June	1,032	643
July	1,520	882
August	2,029	1,515
September	2,697	1,795
October	3,492	2,502
November	3,898	3,170
December	4,159	4,030
January	4,512	
February	5,063	
March	6,074	
April	6,549	
May	6,549	
June	6,549	

QUALITY	Contract Quantity	Contract Base Number	Contract *	Region	England
% of all assessments that were assess and fit appliances (rolling 12 month period)	289	707	40.9%	61.9%	58.6%
% of all assessments that were assess and refuse (rolling 12 month period)	68	707	9.6%	9.9%	11.3%
% of all assessments that were assess and review (rolling 12 month period)	350	707	49.5%	28.2%	30.0%
% of terminated courses where treatment was abandoned or discontinued (rolling 12 month period)	16	296	5.4%	7.3%	7.4%
% of completed treatments indicating that PAR score was taken (year to date)	81	213	38.0%	67.6%	64.3%
Rate of removable appliances per 100 fixed appliances - proposed treatment (rolling 12 month period)	4	566	0.71	4.62	5.53
Rate of removable appliances per 100 fixed appliances - completed treatment (rolling 12 month period)	3	550	0.55	3.88	4.60
% of courses of treatment with removable appliances only - proposed treatment (rolling 12 month period)	3	289	1.0%	1.6%	1.9%
% of courses of treatment with removable appliances only - completed treatment (rolling 12 month period)	3	280	1.1%	1.5%	1.4%
% of patients satisfied with the treatment they have received (rolling 12 month period)	5	5	100.0%	96.1%	95.9%

* Figures in italics indicate that the base number is less than 100.

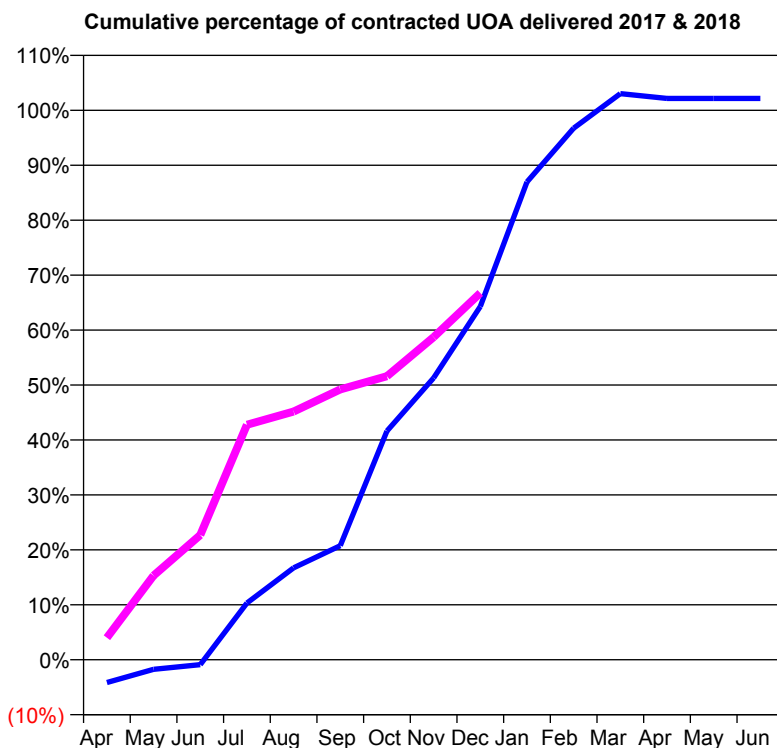
Q64 - Vital Signs Orthodontic At a Glance Contract Report for 136840/0001 - December 2017

Name or company name	RUH Orthodontics
Contract type name	PDS Contract
Purpose of contract	Orthodontic
Contract start date	01/04/2007
Contract end date	31/03/2022

17/18 Contracted general activity (UDA)	0
Carry forward general activity (UDA)	0
17/18 Contracted orthodontic activity (UOA)	2,616
Carry forward orthodontic activity (UOA)	0
Baseline contract value	£170,946.76

ACCESS

	Contract	England and Wales
24 month ratio of assessments to patient IDs	1.01	1.09

ACTIVITY


Month	Adjusted Scheduled Activity (UOA)	
	2017	2018
April	-109	105
May	-46	401
June	-24	594
July	270	1,119
August	438	1,182
September	543	1,287
October	1,089	1,350
November	1,342	1,536
December	1,682	1,746
January	2,275	
February	2,531	
March	2,695	
April	2,672	
May	2,672	
June	2,672	

QUALITY

	Contract Quantity	Contract Base Number	Contract *	Region	England
% of all assessments that were assess and fit appliances (rolling 12 month period)	137	142	96.5%	61.9%	58.6%
% of all assessments that were assess and refuse (rolling 12 month period)	0	142	0.0%	9.9%	11.3%
% of all assessments that were assess and review (rolling 12 month period)	5	142	3.5%	28.2%	30.0%
% of terminated courses where treatment was abandoned or discontinued (rolling 12 month period)	6	107	5.6%	7.3%	7.4%
% of completed treatments indicating that PAR score was taken (year to date)	53	59	89.8%	67.6%	64.3%
Rate of removable appliances per 100 fixed appliances - proposed treatment (rolling 12 month period)	21	256	8.20	4.62	5.53
Rate of removable appliances per 100 fixed appliances - completed treatment (rolling 12 month period)	4	90	4.44	3.88	4.60
% of courses of treatment with removable appliances only - proposed treatment (rolling 12 month period)	0	137	0.0%	1.6%	1.9%
% of courses of treatment with removable appliances only - completed treatment (rolling 12 month period)	0	101	0.0%	1.5%	1.4%
% of patients satisfied with the treatment they have received (rolling 12 month period)	0	0	N/A	96.1%	95.9%

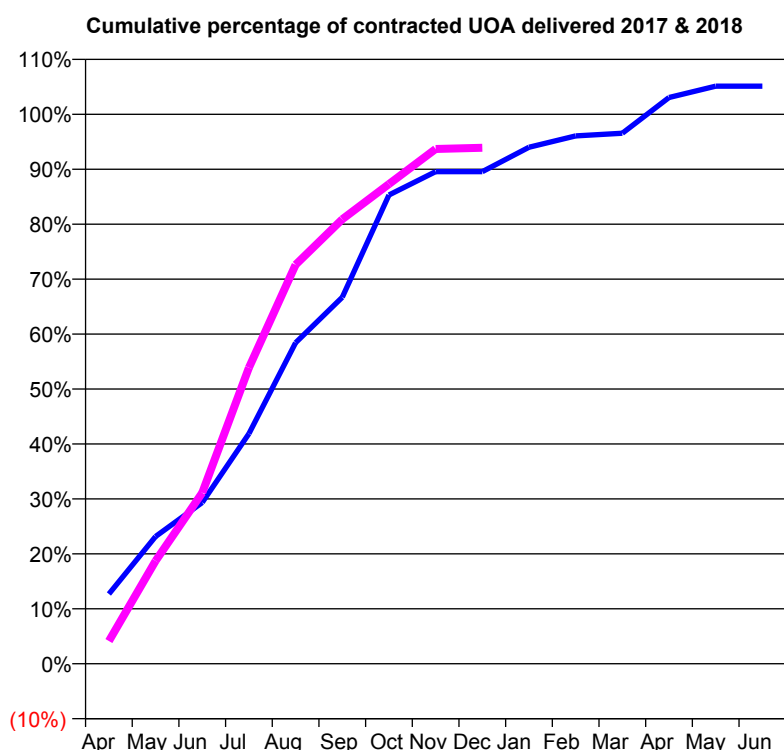
* Figures in italics indicate that the base number is less than 100.

Q64 - Vital Signs Orthodontic At a Glance Contract Report for 137995/0002 - December 2017

Name or company name	Nelson Street Dental Practice Partnership
Contract type name	GDS Contract
Purpose of contract	Orthodontic
Contract start date	01/04/2014
Contract end date	

17/18 Contracted general activity (UDA)	0
Carry forward general activity (UDA)	0
17/18 Contracted orthodontic activity (UOA)	1,015
Carry forward orthodontic activity (UOA)	0
Baseline contract value	£66,602.75

ACCESS	Contract	England and Wales
24 month ratio of assessments to patient IDs	1.06	1.09

ACTIVITY


Month	Adjusted Scheduled Activity (UOA)	
	2017	2018
April	129	42
May	235	190
June	298	316
July	425	547
August	593	737
September	677	821
October	866	886
November	909	951
December	909	953
January	954	
February	975	
March	980	
April	1,046	
May	1,067	
June	1,067	

QUALITY	Contract Quantity	Contract Base Number	Contract *	Region	England
% of all assessments that were assess and fit appliances (rolling 12 month period)	54	69	78.3%	61.9%	58.6%
% of all assessments that were assess and refuse (rolling 12 month period)	1	69	1.4%	9.9%	11.3%
% of all assessments that were assess and review (rolling 12 month period)	14	69	20.3%	28.2%	30.0%
% of terminated courses where treatment was abandoned or discontinued (rolling 12 month period)	4	40	10.0%	7.3%	7.4%
% of completed treatments indicating that PAR score was taken (year to date)	17	24	70.8%	67.6%	64.3%
Rate of removable appliances per 100 fixed appliances - proposed treatment (rolling 12 month period)	2	102	1.96	4.62	5.53
Rate of removable appliances per 100 fixed appliances - completed treatment (rolling 12 month period)	0	72	0.00	3.88	4.60
% of courses of treatment with removable appliances only - proposed treatment (rolling 12 month period)	1	54	1.9%	1.6%	1.9%
% of courses of treatment with removable appliances only - completed treatment (rolling 12 month period)	0	36	0.0%	1.5%	1.4%
% of patients satisfied with the treatment they have received (rolling 12 month period)	1	1	100.0%	96.1%	95.9%

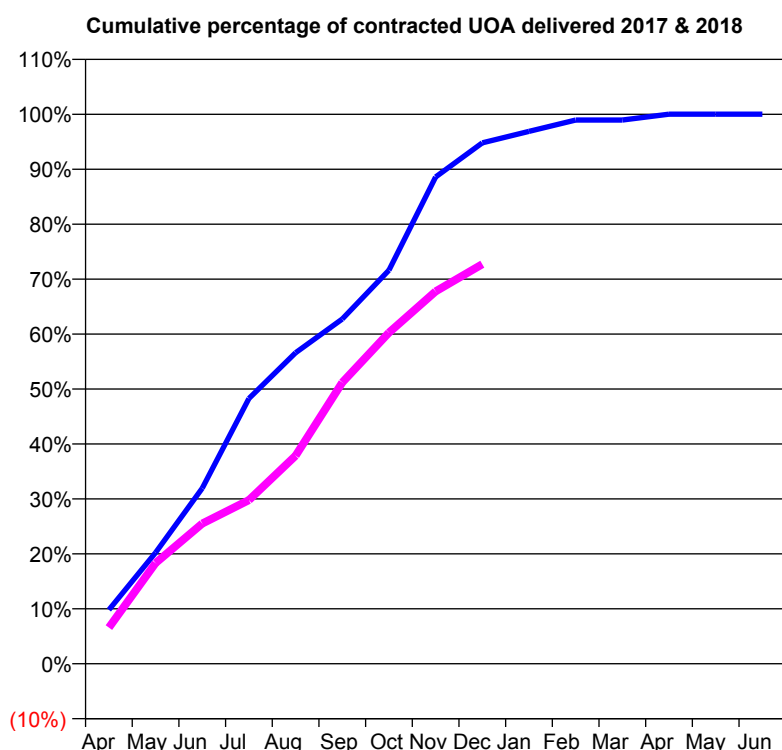
* Figures in italics indicate that the base number is less than 100.

Q64 - Vital Signs Orthodontic At a Glance Contract Report for 140163/0001 - December 2017

Name or company name	Cheltenham Orthodontics Ltd.
Contract type name	PDS Contract
Purpose of contract	Orthodontic
Contract start date	01/04/2008
Contract end date	30/09/2018

17/18 Contracted general activity (UDA)	0
Carry forward general activity (UDA)	0
17/18 Contracted orthodontic activity (UOA)	6,395
Carry forward orthodontic activity (UOA)	0
Baseline contract value	£409,703.84

ACCESS	Contract	England and Wales
24 month ratio of assessments to patient IDs	1.02	1.09

ACTIVITY


Month	Adjusted Scheduled Activity (UOA)	
	2017	2018
April	627	422
May	1,294	1,173
June	2,043	1,632
July	3,087	1,905
August	3,620	2,422
September	4,012	3,274
October	4,580	3,854
November	5,664	4,333
December	6,062	4,650
January	6,196	
February	6,328	
March	6,328	
April	6,395	
May	6,396	
June	6,396	

QUALITY	Contract Quantity	Contract Base Number	Contract *	Region	England
% of all assessments that were assess and fit appliances (rolling 12 month period)	234	439	53.3%	61.9%	58.6%
% of all assessments that were assess and refuse (rolling 12 month period)	25	439	5.7%	9.9%	11.3%
% of all assessments that were assess and review (rolling 12 month period)	180	439	41.0%	28.2%	30.0%
% of terminated courses where treatment was abandoned or discontinued (rolling 12 month period)	4	192	2.1%	7.3%	7.4%
% of completed treatments indicating that PAR score was taken (year to date)	78	172	45.3%	67.6%	64.3%
Rate of removable appliances per 100 fixed appliances - proposed treatment (rolling 12 month period)	155	450	34.44	4.62	5.53
Rate of removable appliances per 100 fixed appliances - completed treatment (rolling 12 month period)	0	0	N/A	3.88	4.60
% of courses of treatment with removable appliances only - proposed treatment (rolling 12 month period)	5	234	2.1%	1.6%	1.9%
% of courses of treatment with removable appliances only - completed treatment (rolling 12 month period)	0	188	0.0%	1.5%	1.4%
% of patients satisfied with the treatment they have received (rolling 12 month period)	6	6	100.0%	96.1%	95.9%

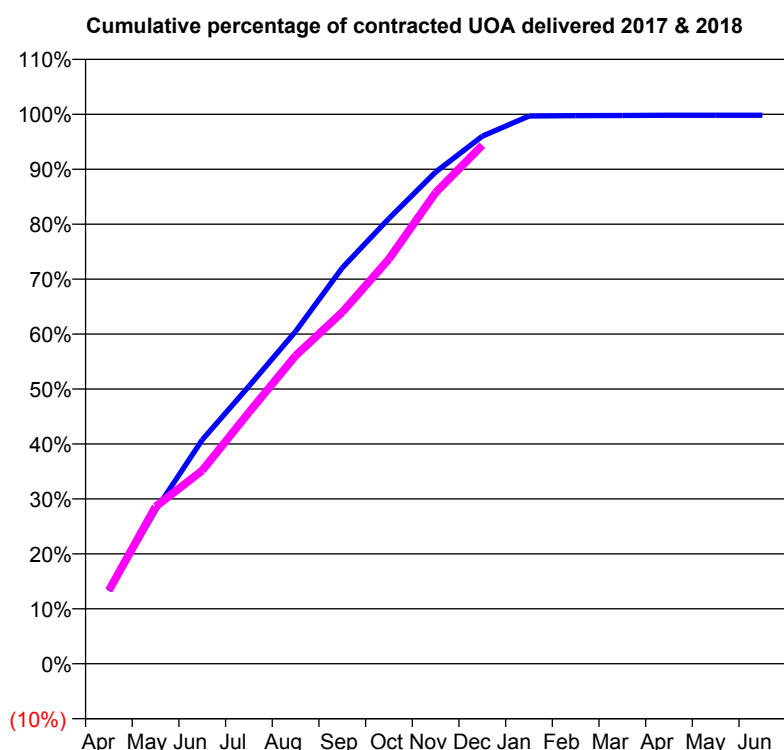
* Figures in italics indicate that the base number is less than 100.

Q64 - Vital Signs Orthodontic At a Glance Contract Report for 156701/0001 - December 2017

Name or company name	Phoenix Orthodontics
Contract type name	GDS Contract
Purpose of contract	General and Orthodontic
Contract start date	01/06/2011
Contract end date	01/10/2018

17/18 Contracted general activity (UDA)	30
Carry forward general activity (UDA)	-1
17/18 Contracted orthodontic activity (UOA)	8,063
Carry forward orthodontic activity (UOA)	15
Baseline contract value	£541,159.96

ACCESS	Contract	England and Wales
24 month ratio of assessments to patient IDs	1.02	1.09

ACTIVITY


Month	Adjusted Scheduled Activity (UOA)	
	2017	2018
April	1,073	1,078
May	2,259	2,305
June	3,295	2,836
July	4,083	3,689
August	4,889	4,520
September	5,826	5,158
October	6,552	5,940
November	7,233	6,914
December	7,761	7,608
January	8,058	
February	8,063	
March	8,066	
April	8,069	
May	8,069	
June	8,069	

QUALITY

	Contract Quantity	Contract Base Number	Contract *	Region	England
% of all assessments that were assess and fit appliances (rolling 12 month period)	378	435	86.9%	61.9%	58.6%
% of all assessments that were assess and refuse (rolling 12 month period)	40	435	9.2%	9.9%	11.3%
% of all assessments that were assess and review (rolling 12 month period)	17	435	3.9%	28.2%	30.0%
% of terminated courses where treatment was abandoned or discontinued (rolling 12 month period)	41	457	9.0%	7.3%	7.4%
% of completed treatments indicating that PAR score was taken (year to date)	306	335	91.3%	67.6%	64.3%
Rate of removable appliances per 100 fixed appliances - proposed treatment (rolling 12 month period)	0	742	0.00	4.62	5.53
Rate of removable appliances per 100 fixed appliances - completed treatment (rolling 12 month period)	38	781	4.87	3.88	4.60
% of courses of treatment with removable appliances only - proposed treatment (rolling 12 month period)	0	378	0.0%	1.6%	1.9%
% of courses of treatment with removable appliances only - completed treatment (rolling 12 month period)	0	416	0.0%	1.5%	1.4%
% of patients satisfied with the treatment they have received (rolling 12 month period)	13	14	92.9%	96.1%	95.9%

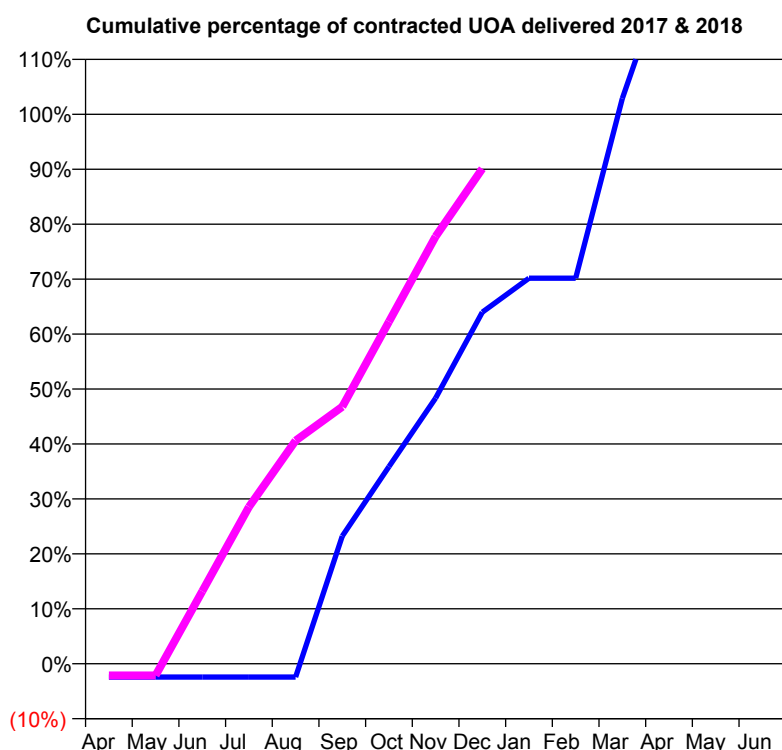
* Figures in italics indicate that the base number is less than 100.

Q64 - Vital Signs Orthodontic At a Glance Contract Report for 158542/0001 - December 2017

Name or company name	Mr CS Lambert-Rose and Miss SL Watt
Contract type name	GDS Contract
Purpose of contract	General and Orthodontic
Contract start date	18/05/2012
Contract end date	

17/18 Contracted general activity (UDA)	680
Carry forward general activity (UDA)	0
17/18 Contracted orthodontic activity (UOA)	697
Carry forward orthodontic activity (UOA)	16
Baseline contract value	£84,175.62

ACCESS	Contract	England and Wales
24 month ratio of assessments to patient IDs	1.05	1.09

ACTIVITY


Month	Adjusted Scheduled Activity (UOA)	
	2017	2018
April	-17	-15
May	-17	-15
June	-17	92
July	-17	199
August	-17	283
September	162	326
October	250	434
November	337	542
December	446	628
January	489	
February	489	
March	717	
April	887	
May	887	
June	996	

QUALITY	Contract Quantity	Contract Base Number	Contract *	Region	England
% of all assessments that were assess and fit appliances (rolling 12 month period)	58	96	60.4%	61.9%	58.6%
% of all assessments that were assess and refuse (rolling 12 month period)	12	96	12.5%	9.9%	11.3%
% of all assessments that were assess and review (rolling 12 month period)	26	96	27.1%	28.2%	30.0%
% of terminated courses where treatment was abandoned or discontinued (rolling 12 month period)	0	13	0.0%	7.3%	7.4%
% of completed treatments indicating that PAR score was taken (year to date)	9	9	100.0%	67.6%	64.3%
Rate of removable appliances per 100 fixed appliances - proposed treatment (rolling 12 month period)	3	74	4.05	4.62	5.53
Rate of removable appliances per 100 fixed appliances - completed treatment (rolling 12 month period)	0	26	0.00	3.88	4.60
% of courses of treatment with removable appliances only - proposed treatment (rolling 12 month period)	1	58	1.7%	1.6%	1.9%
% of courses of treatment with removable appliances only - completed treatment (rolling 12 month period)	0	13	0.0%	1.5%	1.4%
% of patients satisfied with the treatment they have received (rolling 12 month period)	4	4	100.0%	96.1%	95.9%

* Figures in italics indicate that the base number is less than 100.

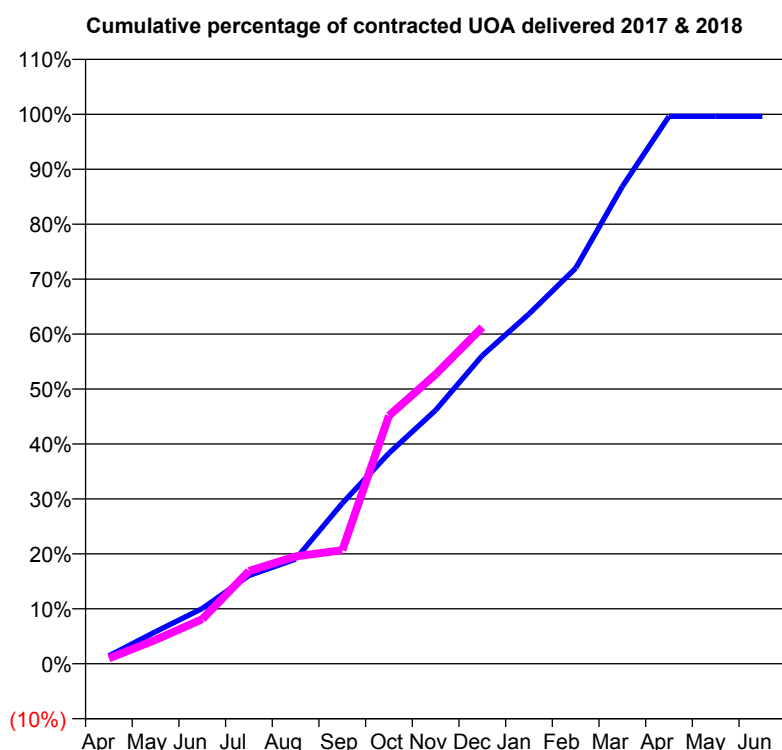
Q64 - Vital Signs Orthodontic At a Glance Contract Report for 182591/0001 - December 2017

Name or company name	Bath Orthodontics Ltd
Contract type name	PDS Contract
Purpose of contract	Orthodontic
Contract start date	01/05/2011
Contract end date	30/04/2021

17/18 Contracted general activity (UDA)	0
Carry forward general activity (UDA)	0
17/18 Contracted orthodontic activity (UOA)	8,120
Carry forward orthodontic activity (UOA)	30
Baseline contract value	£544,047.78

ACCESS

	Contract	England and Wales
24 month ratio of assessments to patient IDs	1.12	1.09

ACTIVITY


Month	Adjusted Scheduled Activity (UOA)	
	2017	2018
April	116	79
May	470	353
June	810	660
July	1,294	1,370
August	1,534	1,587
September	2,353	1,678
October	3,088	3,667
November	3,718	4,276
December	4,520	4,973
January	5,129	
February	5,801	
March	6,998	
April	8,027	
May	8,027	
June	8,027	

QUALITY

	Contract Quantity	Contract Base Number	Contract *	Region	England
% of all assessments that were assess and fit appliances (rolling 12 month period)	406	458	88.6%	61.9%	58.6%
% of all assessments that were assess and refuse (rolling 12 month period)	2	458	0.4%	9.9%	11.3%
% of all assessments that were assess and review (rolling 12 month period)	50	458	10.9%	28.2%	30.0%
% of terminated courses where treatment was abandoned or discontinued (rolling 12 month period)	7	304	2.3%	7.3%	7.4%
% of completed treatments indicating that PAR score was taken (year to date)	18	207	8.7%	67.6%	64.3%
Rate of removable appliances per 100 fixed appliances - proposed treatment (rolling 12 month period)	10	803	1.25	4.62	5.53
Rate of removable appliances per 100 fixed appliances - completed treatment (rolling 12 month period)	7	584	1.20	3.88	4.60
% of courses of treatment with removable appliances only - proposed treatment (rolling 12 month period)	3	406	0.7%	1.6%	1.9%
% of courses of treatment with removable appliances only - completed treatment (rolling 12 month period)	2	297	0.7%	1.5%	1.4%
% of patients satisfied with the treatment they have received (rolling 12 month period)	13	13	100.0%	96.1%	95.9%

* Figures in italics indicate that the base number is less than 100.

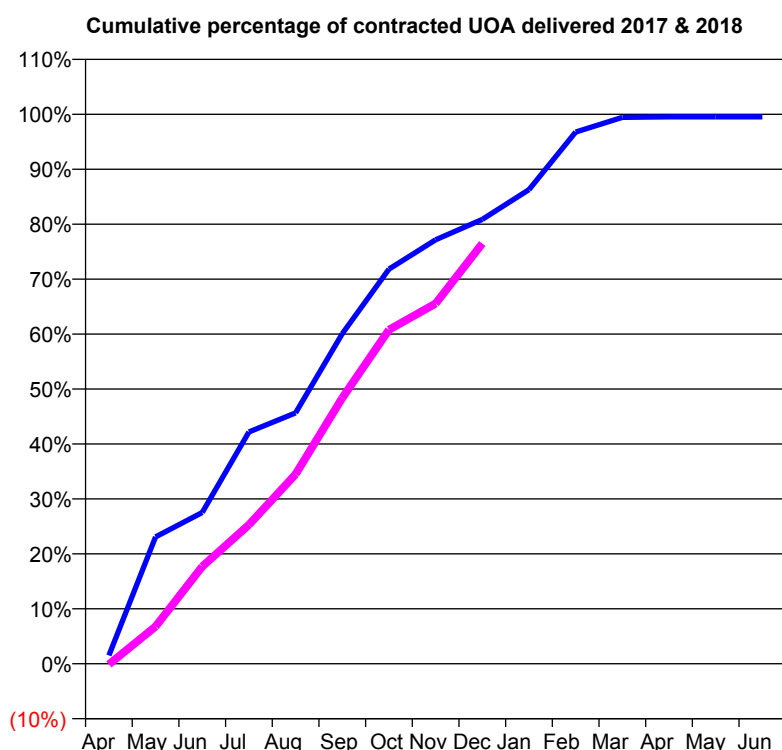
Q64 - Vital Signs Orthodontic At a Glance Contract Report for 191221/0001 - December 2017

Name or company name	Mid Wessex Orthodontic Clinic
Contract type name	GDS Contract
Purpose of contract	General and Orthodontic
Contract start date	01/03/2013
Contract end date	

17/18 Contracted general activity (UDA)	20
Carry forward general activity (UDA)	0
17/18 Contracted orthodontic activity (UOA)	4,147
Carry forward orthodontic activity (UOA)	82
Baseline contract value	£275,552.18

ACCESS

	Contract	England and Wales
24 month ratio of assessments to patient IDs	1.00	1.09

ACTIVITY


Month	Adjusted Scheduled Activity (UOA)	
	2017	2018
April	63	-6
May	953	281
June	1,136	734
July	1,741	1,049
August	1,884	1,431
September	2,479	2,006
October	2,963	2,520
November	3,183	2,719
December	3,337	3,172
January	3,560	
February	3,992	
March	4,103	
April	4,107	
May	4,107	
June	4,107	

QUALITY

	Contract Quantity	Contract Base Number	Contract *	Region	England
% of all assessments that were assess and fit appliances (rolling 12 month period)	176	555	31.7%	61.9%	58.6%
% of all assessments that were assess and refuse (rolling 12 month period)	49	555	8.8%	9.9%	11.3%
% of all assessments that were assess and review (rolling 12 month period)	330	555	59.5%	28.2%	30.0%
% of terminated courses where treatment was abandoned or discontinued (rolling 12 month period)	4	151	2.6%	7.3%	7.4%
% of completed treatments indicating that PAR score was taken (year to date)	96	97	99.0%	67.6%	64.3%
Rate of removable appliances per 100 fixed appliances - proposed treatment (rolling 12 month period)	8	342	2.34	4.62	5.53
Rate of removable appliances per 100 fixed appliances - completed treatment (rolling 12 month period)	6	286	2.10	3.88	4.60
% of courses of treatment with removable appliances only - proposed treatment (rolling 12 month period)	5	176	2.8%	1.6%	1.9%
% of courses of treatment with removable appliances only - completed treatment (rolling 12 month period)	3	147	2.0%	1.5%	1.4%
% of patients satisfied with the treatment they have received (rolling 12 month period)	3	3	100.0%	96.1%	95.9%

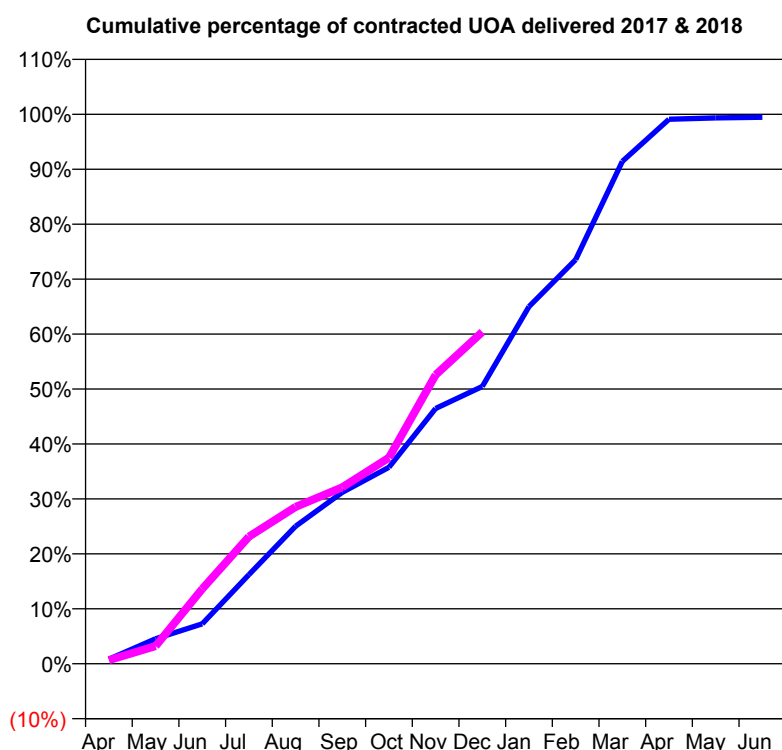
* Figures in italics indicate that the base number is less than 100.

Q64 - Vital Signs Orthodontic At a Glance Contract Report for 231401/0002 - December 2017

Name or company name	MR JA DICKSON
Contract type name	PDS Contract
Purpose of contract	Orthodontic
Contract start date	01/04/2009
Contract end date	30/09/2018

17/18 Contracted general activity (UDA)	0
Carry forward general activity (UDA)	0
17/18 Contracted orthodontic activity (UOA)	2,082
Carry forward orthodontic activity (UOA)	11
Baseline contract value	£133,388.27

ACCESS	Contract	England and Wales
24 month ratio of assessments to patient IDs	1.24	1.09

ACTIVITY


Month	Adjusted Scheduled Activity (UOA)	
	2017	2018
April	17	14
May	93	67
June	148	284
July	331	482
August	511	595
September	637	669
October	730	781
November	948	1,095
December	1,030	1,257
January	1,326	
February	1,500	
March	1,865	
April	2,021	
May	2,026	
June	2,029	

QUALITY	Contract Quantity	Contract Base Number	Contract *	Region	England
% of all assessments that were assess and fit appliances (rolling 12 month period)	104	228	45.6%	61.9%	58.6%
% of all assessments that were assess and refuse (rolling 12 month period)	43	228	18.9%	9.9%	11.3%
% of all assessments that were assess and review (rolling 12 month period)	81	228	35.5%	28.2%	30.0%
% of terminated courses where treatment was abandoned or discontinued (rolling 12 month period)	7	64	10.9%	7.3%	7.4%
% of completed treatments indicating that PAR score was taken (year to date)	41	41	100.0%	67.6%	64.3%
Rate of removable appliances per 100 fixed appliances - proposed treatment (rolling 12 month period)	37	200	18.50	4.62	5.53
Rate of removable appliances per 100 fixed appliances - completed treatment (rolling 12 month period)	14	109	12.84	3.88	4.60
% of courses of treatment with removable appliances only - proposed treatment (rolling 12 month period)	3	104	2.9%	1.6%	1.9%
% of courses of treatment with removable appliances only - completed treatment (rolling 12 month period)	0	57	0.0%	1.5%	1.4%
% of patients satisfied with the treatment they have received (rolling 12 month period)	3	3	100.0%	96.1%	95.9%

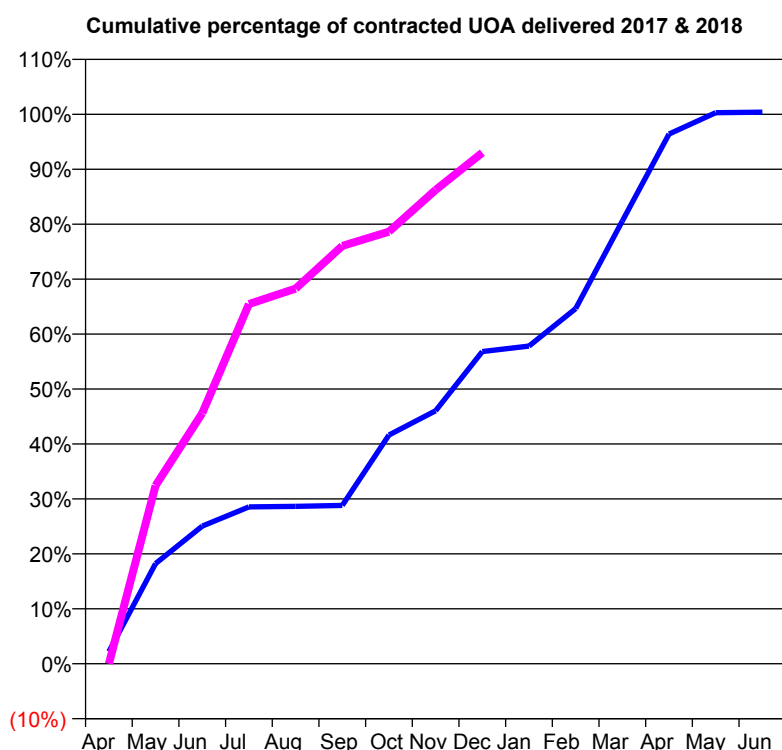
* Figures in italics indicate that the base number is less than 100.

Q64 - Vital Signs Orthodontic At a Glance Contract Report for 233544/0001 - December 2017

Name or company name	MR D LYONS
Contract type name	GDS Contract
Purpose of contract	General and Orthodontic
Contract start date	01/03/2008
Contract end date	

17/18 Contracted general activity (UDA)	1,909
Carry forward general activity (UDA)	-38
17/18 Contracted orthodontic activity (UOA)	1,002
Carry forward orthodontic activity (UOA)	0
Baseline contract value	£113,951.36

ACCESS	Contract	England and Wales
24 month ratio of assessments to patient IDs	1.04	1.09

ACTIVITY


Month	Adjusted Scheduled Activity (UOA)	
	2017	2018
April	24	0
May	198	325
June	272	457
July	310	656
August	311	684
September	313	762
October	452	788
November	500	864
December	617	932
January	628	
February	702	
March	875	
April	1,047	
May	1,089	
June	1,090	

QUALITY	Contract Quantity	Contract Base Number	Contract *	Region	England
% of all assessments that were assess and fit appliances (rolling 12 month period)	63	162	38.9%	61.9%	58.6%
% of all assessments that were assess and refuse (rolling 12 month period)	33	162	20.4%	9.9%	11.3%
% of all assessments that were assess and review (rolling 12 month period)	66	162	40.7%	28.2%	30.0%
% of terminated courses where treatment was abandoned or discontinued (rolling 12 month period)	3	29	10.3%	7.3%	7.4%
% of completed treatments indicating that PAR score was taken (year to date)	18	20	90.0%	67.6%	64.3%
Rate of removable appliances per 100 fixed appliances - proposed treatment (rolling 12 month period)	3	123	2.44	4.62	5.53
Rate of removable appliances per 100 fixed appliances - completed treatment (rolling 12 month period)	1	42	2.38	3.88	4.60
% of courses of treatment with removable appliances only - proposed treatment (rolling 12 month period)	1	63	1.6%	1.6%	1.9%
% of courses of treatment with removable appliances only - completed treatment (rolling 12 month period)	1	26	3.8%	1.5%	1.4%
% of patients satisfied with the treatment they have received (rolling 12 month period)	1	1	100.0%	96.1%	95.9%

* Figures in italics indicate that the base number is less than 100.

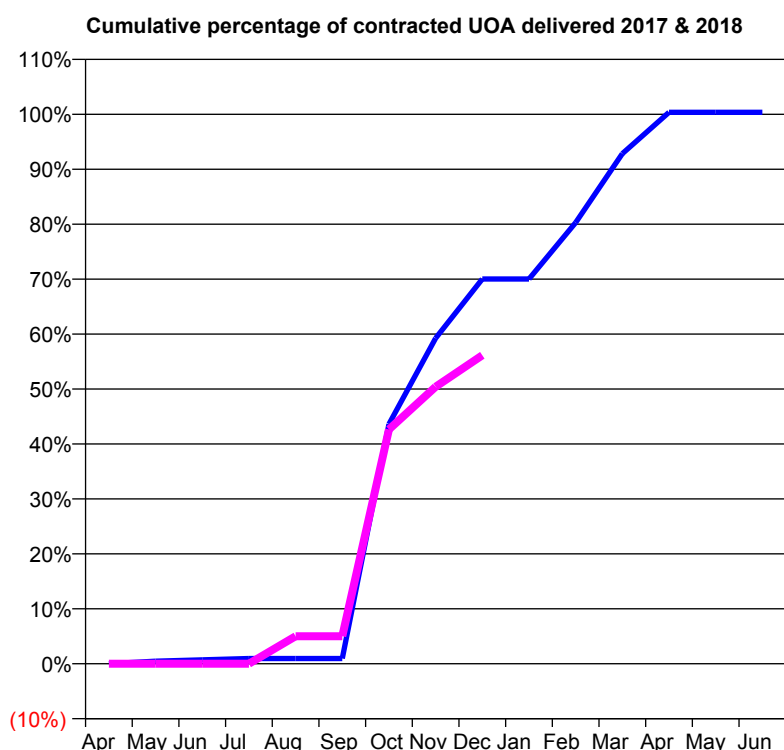
Q64 - Vital Signs Orthodontic At a Glance Contract Report for 235997/0001 - December 2017

Name or company name	MR MJ BASSETT-CROSS
Contract type name	GDS Contract
Purpose of contract	General and Orthodontic
Contract start date	01/04/2006
Contract end date	

17/18 Contracted general activity (UDA)	1,350
Carry forward general activity (UDA)	6
17/18 Contracted orthodontic activity (UOA)	837
Carry forward orthodontic activity (UOA)	0
Baseline contract value	£88,372.85

ACCESS

	Contract	England and Wales
24 month ratio of assessments to patient IDs	1.14	1.09

ACTIVITY


Month	Adjusted Scheduled Activity (UOA)	
	2017	2018
April	0	0
May	4	0
June	6	0
July	8	0
August	8	42
September	8	42
October	365	357
November	496	422
December	586	470
January	586	
February	672	
March	777	
April	840	
May	840	
June	840	

QUALITY

	Contract Quantity	Contract Base Number	Contract *	Region	England
% of all assessments that were assess and fit appliances (rolling 12 month period)	35	41	85.4%	61.9%	58.6%
% of all assessments that were assess and refuse (rolling 12 month period)	0	41	0.0%	9.9%	11.3%
% of all assessments that were assess and review (rolling 12 month period)	6	41	14.6%	28.2%	30.0%
% of terminated courses where treatment was abandoned or discontinued (rolling 12 month period)	2	32	6.3%	7.3%	7.4%
% of completed treatments indicating that PAR score was taken (year to date)	23	23	100.0%	67.6%	64.3%
Rate of removable appliances per 100 fixed appliances - proposed treatment (rolling 12 month period)	19	66	28.79	4.62	5.53
Rate of removable appliances per 100 fixed appliances - completed treatment (rolling 12 month period)	11	57	19.30	3.88	4.60
% of courses of treatment with removable appliances only - proposed treatment (rolling 12 month period)	1	35	2.9%	1.6%	1.9%
% of courses of treatment with removable appliances only - completed treatment (rolling 12 month period)	1	30	3.3%	1.5%	1.4%
% of patients satisfied with the treatment they have received (rolling 12 month period)	5	5	100.0%	96.1%	95.9%

* Figures in italics indicate that the base number is less than 100.

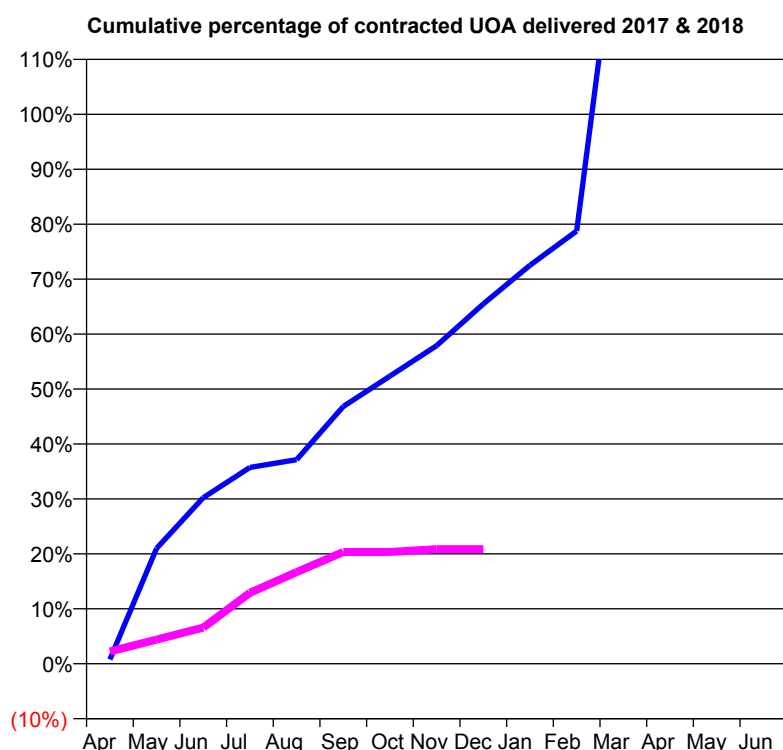
Q64 - Vital Signs Orthodontic At a Glance Contract Report for 270563/0003 - December 2017

Name or company name	MR RS DHARWAR
Contract type name	GDS Contract
Purpose of contract	General and Orthodontic
Contract start date	01/02/2014
Contract end date	

17/18 Contracted general activity (UDA)	19,451
Carry forward general activity (UDA)	217
17/18 Contracted orthodontic activity (UOA)	4,022
Carry forward orthodontic activity (UOA)	-26
Baseline contract value	£723,752.55

ACCESS

	Contract	England and Wales
24 month ratio of assessments to patient IDs	1.03	1.09

ACTIVITY


Month	Adjusted Scheduled Activity (UOA)	
	2017	2018
April	24	90
May	642	177
June	924	265
July	1,092	520
August	1,135	671
September	1,431	818
October	1,600	818
November	1,769	839
December	2,001	839
January	2,216	
February	2,407	
March	4,407	
April	5,128	
May	5,130	
June	5,130	

QUALITY

	Contract Quantity	Contract Base Number	Contract *	Region	England
% of all assessments that were assess and fit appliances (rolling 12 month period)	191	223	85.7%	61.9%	58.6%
% of all assessments that were assess and refuse (rolling 12 month period)	22	223	9.9%	9.9%	11.3%
% of all assessments that were assess and review (rolling 12 month period)	10	223	4.5%	28.2%	30.0%
% of terminated courses where treatment was abandoned or discontinued (rolling 12 month period)	3	68	4.4%	7.3%	7.4%
% of completed treatments indicating that PAR score was taken (year to date)	7	53	13.2%	67.6%	64.3%
Rate of removable appliances per 100 fixed appliances - proposed treatment (rolling 12 month period)	3	225	1.33	4.62	5.53
Rate of removable appliances per 100 fixed appliances - completed treatment (rolling 12 month period)	0	72	0.00	3.88	4.60
% of courses of treatment with removable appliances only - proposed treatment (rolling 12 month period)	3	191	1.6%	1.6%	1.9%
% of courses of treatment with removable appliances only - completed treatment (rolling 12 month period)	0	65	0.0%	1.5%	1.4%
% of patients satisfied with the treatment they have received (rolling 12 month period)	8	9	88.9%	96.1%	95.9%

* Figures in italics indicate that the base number is less than 100.

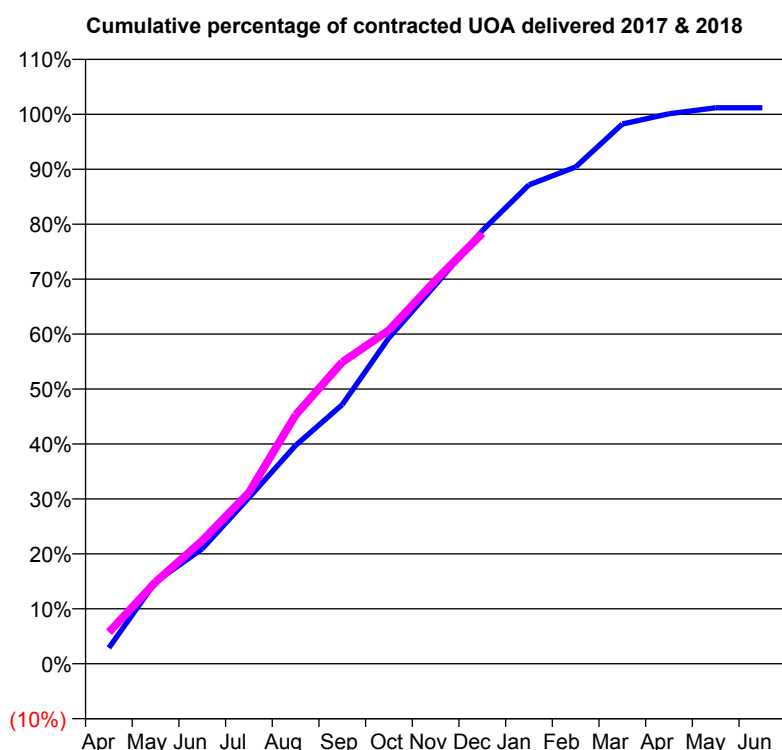
Q64 - Vital Signs Orthodontic At a Glance Contract Report for 333956/0001 - December 2017

Name or company name	MR JJ KERRIGAN
Contract type name	PDS Contract
Purpose of contract	Orthodontic
Contract start date	01/04/2006
Contract end date	31/03/2021

17/18 Contracted general activity (UDA)	0
Carry forward general activity (UDA)	0
17/18 Contracted orthodontic activity (UOA)	3,838
Carry forward orthodontic activity (UOA)	0
Baseline contract value	£262,465.06

ACCESS

	Contract	England and Wales
24 month ratio of assessments to patient IDs	1.04	1.09

ACTIVITY


Month	Adjusted Scheduled Activity (UOA)	
	2017	2018
April	111	220
May	572	571
June	803	860
July	1,160	1,196
August	1,525	1,737
September	1,810	2,107
October	2,277	2,330
November	2,647	2,679
December	3,026	3,006
January	3,345	
February	3,470	
March	3,770	
April	3,841	
May	3,883	
June	3,883	

QUALITY

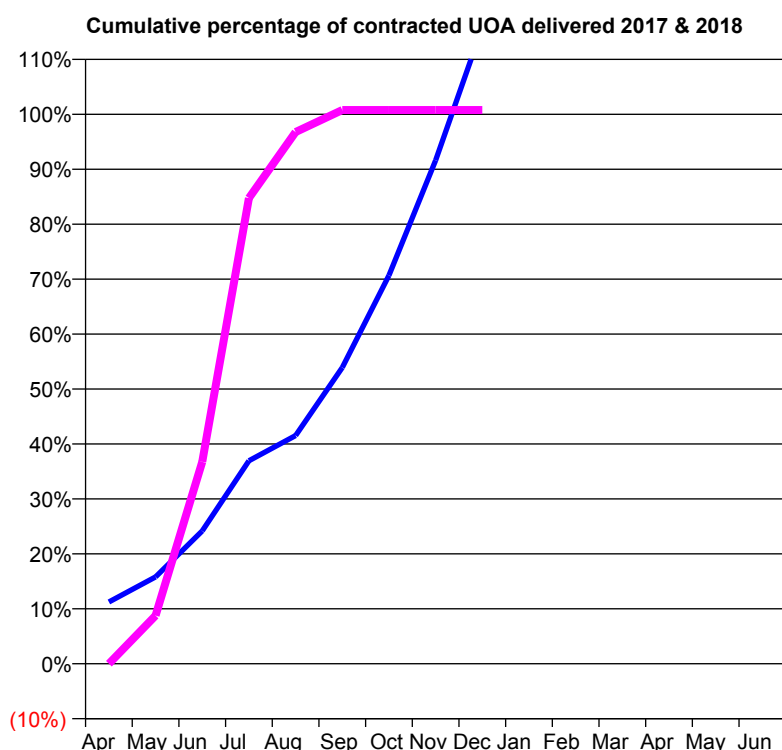
	Contract Quantity	Contract Base Number	Contract *	Region	England
% of all assessments that were assess and fit appliances (rolling 12 month period)	177	387	45.7%	61.9%	58.6%
% of all assessments that were assess and refuse (rolling 12 month period)	45	387	11.6%	9.9%	11.3%
% of all assessments that were assess and review (rolling 12 month period)	165	387	42.6%	28.2%	30.0%
% of terminated courses where treatment was abandoned or discontinued (rolling 12 month period)	17	146	11.6%	7.3%	7.4%
% of completed treatments indicating that PAR score was taken (year to date)	87	95	91.6%	67.6%	64.3%
Rate of removable appliances per 100 fixed appliances - proposed treatment (rolling 12 month period)	12	337	3.56	4.62	5.53
Rate of removable appliances per 100 fixed appliances - completed treatment (rolling 12 month period)	10	247	4.05	3.88	4.60
% of courses of treatment with removable appliances only - proposed treatment (rolling 12 month period)	8	177	4.5%	1.6%	1.9%
% of courses of treatment with removable appliances only - completed treatment (rolling 12 month period)	5	129	3.9%	1.5%	1.4%
% of patients satisfied with the treatment they have received (rolling 12 month period)	7	7	100.0%	96.1%	95.9%

* Figures in italics indicate that the base number is less than 100.

Q64 - Vital Signs Orthodontic At a Glance Contract Report for 559598/0002 - December 2017

Name or company name	MISS RA EVANS	17/18 Contracted general activity (UDA)	0
Contract type name	GDS Contract	Carry forward general activity (UDA)	0
Purpose of contract	Orthodontic	17/18 Contracted orthodontic activity (UOA)	525
Contract start date	01/04/2006	Carry forward orthodontic activity (UOA)	0
Contract end date		Baseline contract value	£34,432.39

ACCESS	Contract	England and Wales
24 month ratio of assessments to patient IDs	1.29	1.09

ACTIVITY


Month	Adjusted Scheduled Activity (UOA)	
	2017	2018
April	59	0
May	83	46
June	127	193
July	194	445
August	218	508
September	283	529
October	371	529
November	481	529
December	608	529
January	611	
February	612	
March	612	
April	612	
May	633	
June	633	

QUALITY

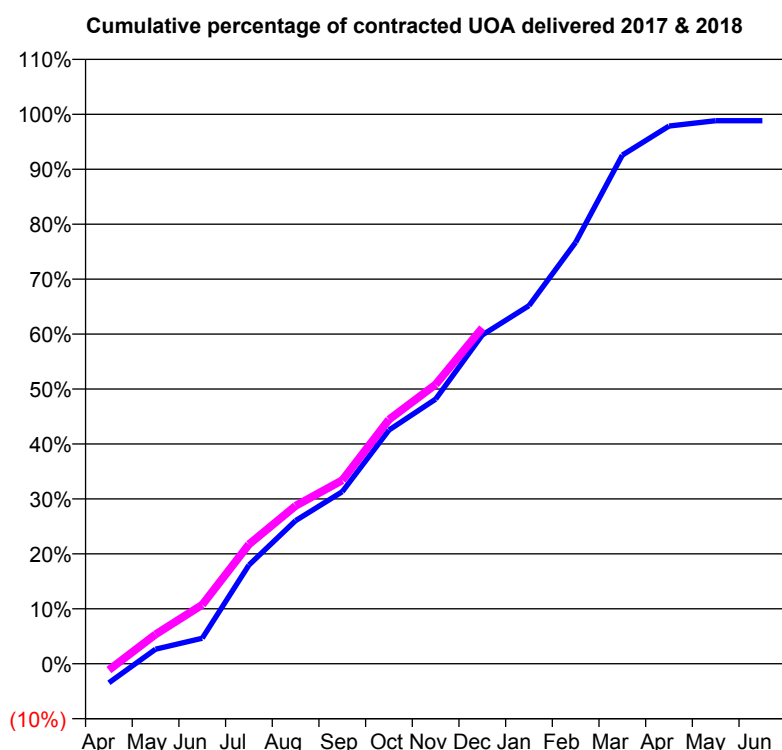
	Contract Quantity	Contract Base Number	Contract *	Region	England
% of all assessments that were assess and fit appliances (rolling 12 month period)	27	31	87.1%	61.9%	58.6%
% of all assessments that were assess and refuse (rolling 12 month period)	0	31	0.0%	9.9%	11.3%
% of all assessments that were assess and review (rolling 12 month period)	4	31	12.9%	28.2%	30.0%
% of terminated courses where treatment was abandoned or discontinued (rolling 12 month period)	0	0	N/A	7.3%	7.4%
% of completed treatments indicating that PAR score was taken (year to date)	0	0	N/A	67.6%	64.3%
Rate of removable appliances per 100 fixed appliances - proposed treatment (rolling 12 month period)	0	0	N/A	4.62	5.53
Rate of removable appliances per 100 fixed appliances - completed treatment (rolling 12 month period)	0	0	N/A	3.88	4.60
% of courses of treatment with removable appliances only - proposed treatment (rolling 12 month period)	0	27	0.0%	1.6%	1.9%
% of courses of treatment with removable appliances only - completed treatment (rolling 12 month period)	0	0	N/A	1.5%	1.4%
% of patients satisfied with the treatment they have received (rolling 12 month period)	1	1	100.0%	96.1%	95.9%

* Figures in italics indicate that the base number is less than 100.

Q64 - Vital Signs Orthodontic At a Glance Contract Report for 652563/0003 - December 2017

Name or company name	MRS CL MATHEWS	17/18 Contracted general activity (UDA)	0
Contract type name	PDS Contract	Carry forward general activity (UDA)	0
Purpose of contract	Orthodontic	17/18 Contracted orthodontic activity (UOA)	2,410
Contract start date	01/07/2009	Carry forward orthodontic activity (UOA)	28
Contract end date	30/09/2018	Baseline contract value	£154,378.63

ACCESS	Contract	England and Wales
24 month ratio of assessments to patient IDs	1.04	1.09

ACTIVITY


Month	Adjusted Scheduled Activity (UOA)	
	2017	2018
April	-84	-28
May	64	129
June	112	259
July	433	524
August	628	693
September	755	805
October	1,025	1,071
November	1,161	1,225
December	1,442	1,473
January	1,571	
February	1,849	
March	2,231	
April	2,359	
May	2,382	
June	2,382	

QUALITY	Contract Quantity	Contract Base Number	Contract *	Region	England
% of all assessments that were assess and fit appliances (rolling 12 month period)	115	201	57.2%	61.9%	58.6%
% of all assessments that were assess and refuse (rolling 12 month period)	38	201	18.9%	9.9%	11.3%
% of all assessments that were assess and review (rolling 12 month period)	48	201	23.9%	28.2%	30.0%
% of terminated courses where treatment was abandoned or discontinued (rolling 12 month period)	5	79	6.3%	7.3%	7.4%
% of completed treatments indicating that PAR score was taken (year to date)	25	63	39.7%	67.6%	64.3%
Rate of removable appliances per 100 fixed appliances - proposed treatment (rolling 12 month period)	19	228	8.33	4.62	5.53
Rate of removable appliances per 100 fixed appliances - completed treatment (rolling 12 month period)	14	136	10.29	3.88	4.60
% of courses of treatment with removable appliances only - proposed treatment (rolling 12 month period)	1	115	0.9%	1.6%	1.9%
% of courses of treatment with removable appliances only - completed treatment (rolling 12 month period)	2	74	2.7%	1.5%	1.4%
% of patients satisfied with the treatment they have received (rolling 12 month period)	6	6	100.0%	96.1%	95.9%

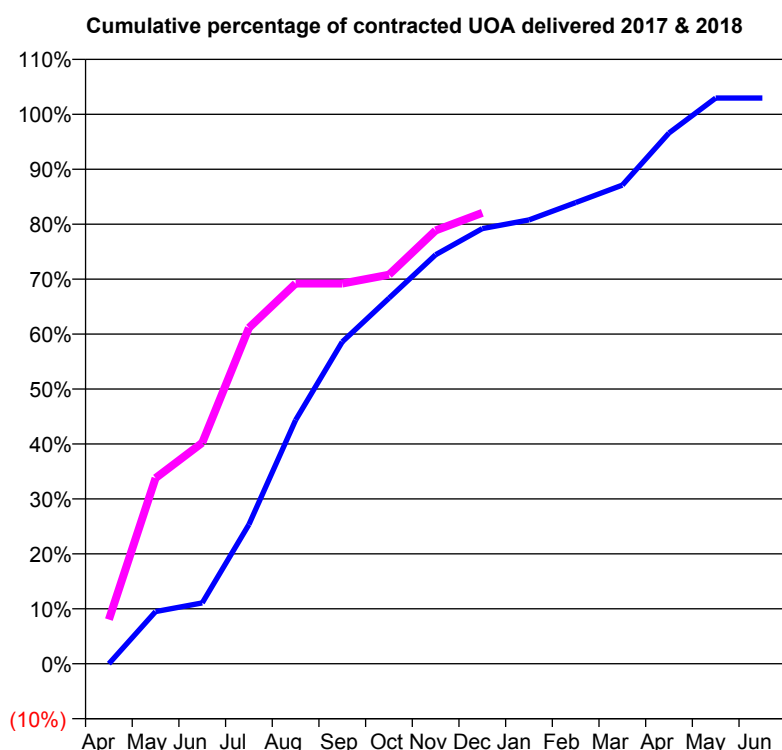
* Figures in italics indicate that the base number is less than 100.

Q64 - Vital Signs Orthodontic At a Glance Contract Report for 731633/0001 - December 2017

Name or company name	MR PJ COOKE
Contract type name	GDS Contract
Purpose of contract	General and Orthodontic
Contract start date	01/04/2006
Contract end date	

17/18 Contracted general activity (UDA)	1,285
Carry forward general activity (UDA)	29
17/18 Contracted orthodontic activity (UOA)	1,305
Carry forward orthodontic activity (UOA)	-105
Baseline contract value	£111,945.16

ACCESS	Contract	England and Wales
24 month ratio of assessments to patient IDs	1.03	1.09

ACTIVITY


Month	Adjusted Scheduled Activity (UOA)	
	2017	2018
April	0	105
May	126	441
June	147	525
July	336	798
August	588	903
September	777	903
October	882	924
November	987	1,029
December	1,050	1,071
January	1,071	
February	1,113	
March	1,155	
April	1,281	
May	1,365	
June	1,365	

QUALITY	Contract Quantity	Contract Base Number	Contract *	Region	England
% of all assessments that were assess and fit appliances (rolling 12 month period)	62	62	100.0%	61.9%	58.6%
% of all assessments that were assess and refuse (rolling 12 month period)	0	62	0.0%	9.9%	11.3%
% of all assessments that were assess and review (rolling 12 month period)	0	62	0.0%	28.2%	30.0%
% of terminated courses where treatment was abandoned or discontinued (rolling 12 month period)	0	42	0.0%	7.3%	7.4%
% of completed treatments indicating that PAR score was taken (year to date)	5	26	19.2%	67.6%	64.3%
Rate of removable appliances per 100 fixed appliances - proposed treatment (rolling 12 month period)	0	0	N/A	4.62	5.53
Rate of removable appliances per 100 fixed appliances - completed treatment (rolling 12 month period)	0	0	N/A	3.88	4.60
% of courses of treatment with removable appliances only - proposed treatment (rolling 12 month period)	0	62	0.0%	1.6%	1.9%
% of courses of treatment with removable appliances only - completed treatment (rolling 12 month period)	0	42	0.0%	1.5%	1.4%
% of patients satisfied with the treatment they have received (rolling 12 month period)	5	5	100.0%	96.1%	95.9%

* Figures in italics indicate that the base number is less than 100.

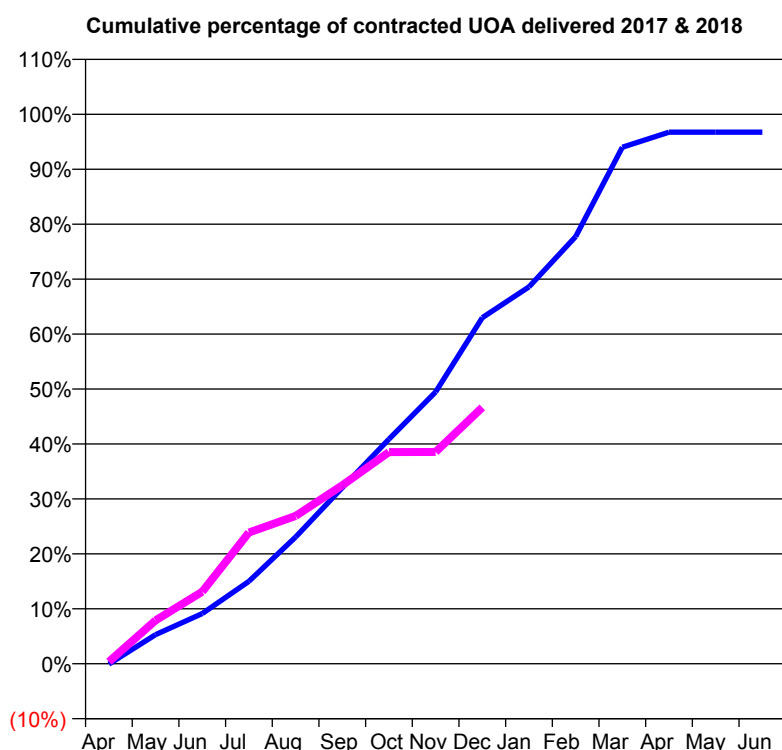
Q64 - Vital Signs Orthodontic At a Glance Contract Report for 748544/0001 - December 2017

Name or company name	MRS AJ FERRIS
Contract type name	PDS Contract
Purpose of contract	Orthodontic
Contract start date	01/04/2006
Contract end date	30/09/2018

17/18 Contracted general activity (UDA)	0
Carry forward general activity (UDA)	0
17/18 Contracted orthodontic activity (UOA)	2,370
Carry forward orthodontic activity (UOA)	77
Baseline contract value	£151,817.66

ACCESS	Contract	England and Wales
--------	----------	-------------------

24 month ratio of assessments to patient IDs	1.20	1.09
--	------	------

ACTIVITY


Month	Adjusted Scheduled Activity (UOA)	
	2017	2018
April	-2	9
May	126	187
June	217	311
July	356	566
August	547	638
September	760	770
October	969	913
November	1,173	914
December	1,493	1,106
January	1,626	
February	1,843	
March	2,228	
April	2,293	
May	2,293	
June	2,293	

QUALITY	Contract Quantity	Contract Base Number	Contract *	Region	England
---------	-------------------	----------------------	------------	--------	---------

% of all assessments that were assess and fit appliances (rolling 12 month period)	93	186	50.0%	61.9%	58.6%
% of all assessments that were assess and refuse (rolling 12 month period)	18	186	9.7%	9.9%	11.3%
% of all assessments that were assess and review (rolling 12 month period)	75	186	40.3%	28.2%	30.0%
% of terminated courses where treatment was abandoned or discontinued (rolling 12 month period)	10	77	13.0%	7.3%	7.4%
% of completed treatments indicating that PAR score was taken (year to date)	40	44	90.9%	67.6%	64.3%
Rate of removable appliances per 100 fixed appliances - proposed treatment (rolling 12 month period)	15	173	8.67	4.62	5.53
Rate of removable appliances per 100 fixed appliances - completed treatment (rolling 12 month period)	14	125	11.20	3.88	4.60
% of courses of treatment with removable appliances only - proposed treatment (rolling 12 month period)	6	93	6.5%	1.6%	1.9%
% of courses of treatment with removable appliances only - completed treatment (rolling 12 month period)	4	67	6.0%	1.5%	1.4%
% of patients satisfied with the treatment they have received (rolling 12 month period)	4	4	100.0%	96.1%	95.9%

* Figures in italics indicate that the base number is less than 100.

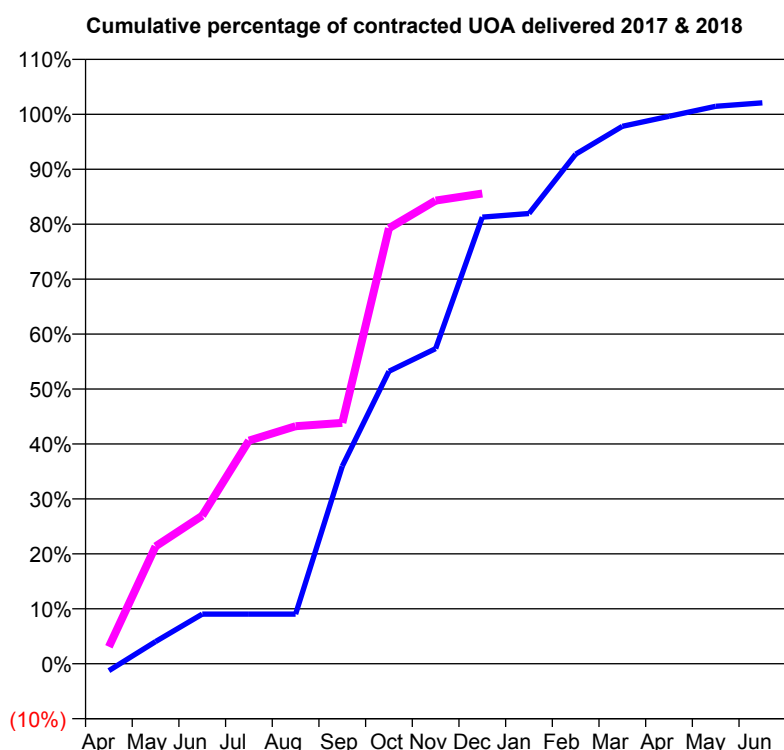
Q64 - Vital Signs Orthodontic At a Glance Contract Report for 755680/0001 - December 2017

Name or company name	MRS MJ ELSEY
Contract type name	PDS Contract
Purpose of contract	Orthodontic
Contract start date	01/04/2006
Contract end date	30/09/2018

17/18 Contracted general activity (UDA)	0
Carry forward general activity (UDA)	0
17/18 Contracted orthodontic activity (UOA)	3,458
Carry forward orthodontic activity (UOA)	0
Baseline contract value	£224,059.23

ACCESS

	Contract	England and Wales
24 month ratio of assessments to patient IDs	1.17	1.09

ACTIVITY


Month	Adjusted Scheduled Activity (UOA)	
	2017	2018
April	-44	107
May	140	739
June	313	932
July	313	1,404
August	313	1,495
September	1,243	1,516
October	1,841	2,741
November	1,983	2,915
December	2,811	2,959
January	2,833	
February	3,207	
March	3,382	
April	3,445	
May	3,508	
June	3,530	

QUALITY

	Contract Quantity	Contract Base Number	Contract *	Region	England
% of all assessments that were assess and fit appliances (rolling 12 month period)	179	258	69.4%	61.9%	58.6%
% of all assessments that were assess and refuse (rolling 12 month period)	7	258	2.7%	9.9%	11.3%
% of all assessments that were assess and review (rolling 12 month period)	72	258	27.9%	28.2%	30.0%
% of terminated courses where treatment was abandoned or discontinued (rolling 12 month period)	13	83	15.7%	7.3%	7.4%
% of completed treatments indicating that PAR score was taken (year to date)	32	51	62.7%	67.6%	64.3%
Rate of removable appliances per 100 fixed appliances - proposed treatment (rolling 12 month period)	7	320	2.19	4.62	5.53
Rate of removable appliances per 100 fixed appliances - completed treatment (rolling 12 month period)	3	13	23.08	3.88	4.60
% of courses of treatment with removable appliances only - proposed treatment (rolling 12 month period)	7	179	3.9%	1.6%	1.9%
% of courses of treatment with removable appliances only - completed treatment (rolling 12 month period)	3	70	4.3%	1.5%	1.4%
% of patients satisfied with the treatment they have received (rolling 12 month period)	6	6	100.0%	96.1%	95.9%

* Figures in italics indicate that the base number is less than 100.

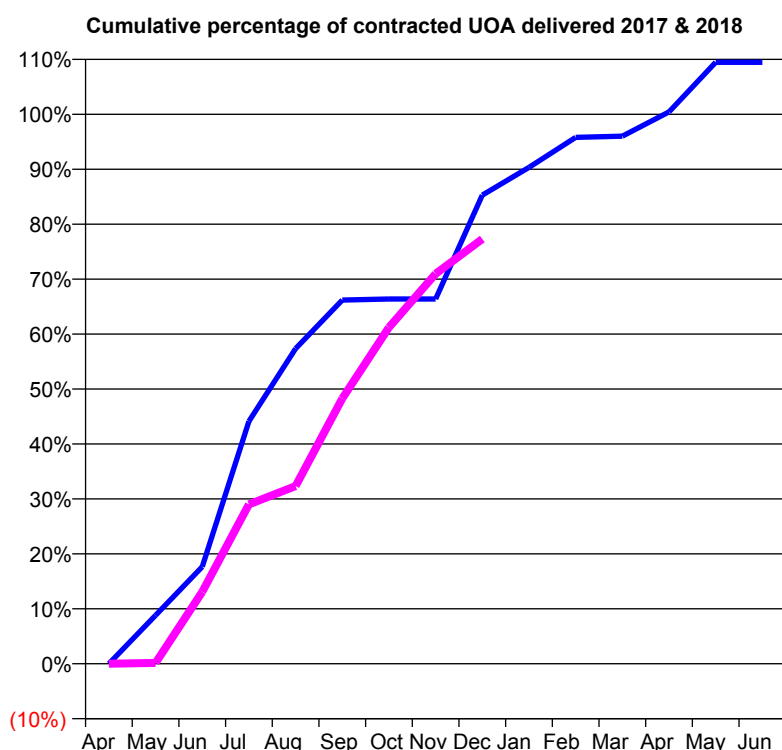
Q64 - Vital Signs Orthodontic At a Glance Contract Report for 817953/0001 - December 2017

Name or company name	MR CR BORLAND
Contract type name	PDS Contract
Purpose of contract	Orthodontic
Contract start date	06/10/2008
Contract end date	31/03/2018

17/18 Contracted general activity (UDA)	0
Carry forward general activity (UDA)	0
17/18 Contracted orthodontic activity (UOA)	665
Carry forward orthodontic activity (UOA)	0
Baseline contract value	£45,837.06

ACCESS	Contract	England and Wales
--------	----------	-------------------

24 month ratio of assessments to patient IDs	1.03	1.09
--	------	------

ACTIVITY


Month	Adjusted Scheduled Activity (UOA)	
	2017	2018
April	0	0
May	42	1
June	84	87
July	210	193
August	273	215
September	315	321
October	316	407
November	316	472
December	406	514
January	430	
February	456	
March	457	
April	478	
May	521	
June	521	

QUALITY

	Contract Quantity	Contract Base Number	Contract *	Region	England
% of all assessments that were assess and fit appliances (rolling 12 month period)	34	53	64.2%	61.9%	58.6%
% of all assessments that were assess and refuse (rolling 12 month period)	15	53	28.3%	9.9%	11.3%
% of all assessments that were assess and review (rolling 12 month period)	4	53	7.5%	28.2%	30.0%
% of terminated courses where treatment was abandoned or discontinued (rolling 12 month period)	3	13	23.1%	7.3%	7.4%
% of completed treatments indicating that PAR score was taken (year to date)	0	7	0.0%	67.6%	64.3%
Rate of removable appliances per 100 fixed appliances - proposed treatment (rolling 12 month period)	6	67	8.96	4.62	5.53
Rate of removable appliances per 100 fixed appliances - completed treatment (rolling 12 month period)	0	15	0.00	3.88	4.60
% of courses of treatment with removable appliances only - proposed treatment (rolling 12 month period)	0	34	0.0%	1.6%	1.9%
% of courses of treatment with removable appliances only - completed treatment (rolling 12 month period)	0	10	0.0%	1.5%	1.4%
% of patients satisfied with the treatment they have received (rolling 12 month period)	1	1	100.0%	96.1%	95.9%

* Figures in italics indicate that the base number is less than 100.

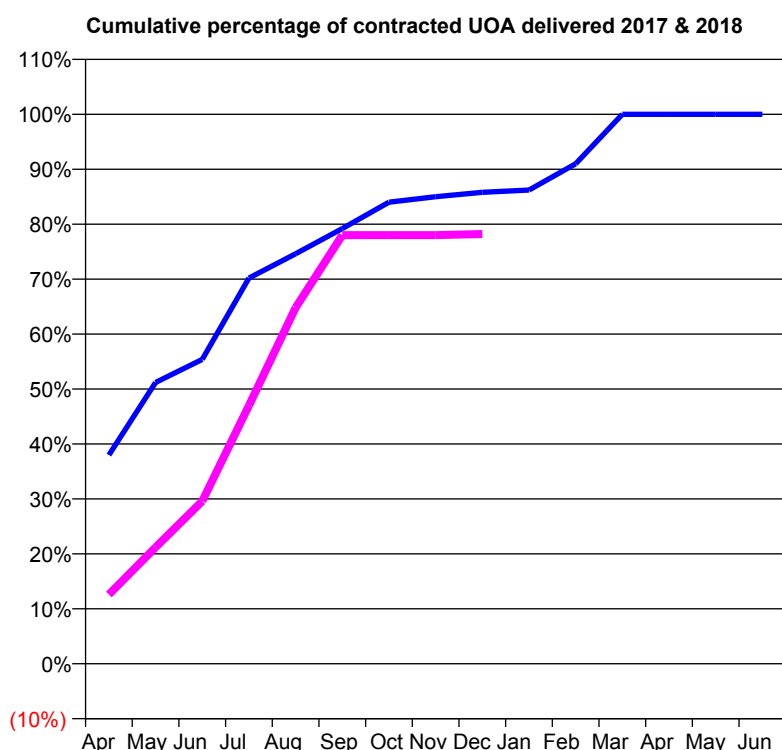
Q64 - Vital Signs Orthodontic At a Glance Contract Report for 820059/0001 - December 2017

Name or company name	MR AJ SMITH
Contract type name	PDS Contract
Purpose of contract	General and Orthodontic
Contract start date	01/04/2006
Contract end date	31/03/2018

17/18 Contracted general activity (UDA)	800
Carry forward general activity (UDA)	-16
17/18 Contracted orthodontic activity (UOA)	500
Carry forward orthodontic activity (UOA)	0
Baseline contract value	£59,862.75

ACCESS

	Contract	England and Wales
24 month ratio of assessments to patient IDs	1.06	1.09

ACTIVITY


Month	Adjusted Scheduled Activity (UOA)	
	2017	2018
April	190	63
May	256	106
June	277	148
July	351	235
August	373	324
September	396	390
October	420	390
November	425	390
December	429	391
January	431	
February	455	
March	500	
April	500	
May	500	
June	500	

QUALITY

	Contract Quantity	Contract Base Number	Contract *	Region	England
% of all assessments that were assess and fit appliances (rolling 12 month period)	21	42	50.0%	61.9%	58.6%
% of all assessments that were assess and refuse (rolling 12 month period)	0	42	0.0%	9.9%	11.3%
% of all assessments that were assess and review (rolling 12 month period)	21	42	50.0%	28.2%	30.0%
% of terminated courses where treatment was abandoned or discontinued (rolling 12 month period)	0	0	N/A	7.3%	7.4%
% of completed treatments indicating that PAR score was taken (year to date)	0	0	N/A	67.6%	64.3%
Rate of removable appliances per 100 fixed appliances - proposed treatment (rolling 12 month period)	0	0	N/A	4.62	5.53
Rate of removable appliances per 100 fixed appliances - completed treatment (rolling 12 month period)	0	0	N/A	3.88	4.60
% of courses of treatment with removable appliances only - proposed treatment (rolling 12 month period)	0	21	0.0%	1.6%	1.9%
% of courses of treatment with removable appliances only - completed treatment (rolling 12 month period)	0	0	N/A	1.5%	1.4%
% of patients satisfied with the treatment they have received (rolling 12 month period)	1	1	100.0%	96.1%	95.9%

* Figures in italics indicate that the base number is less than 100.

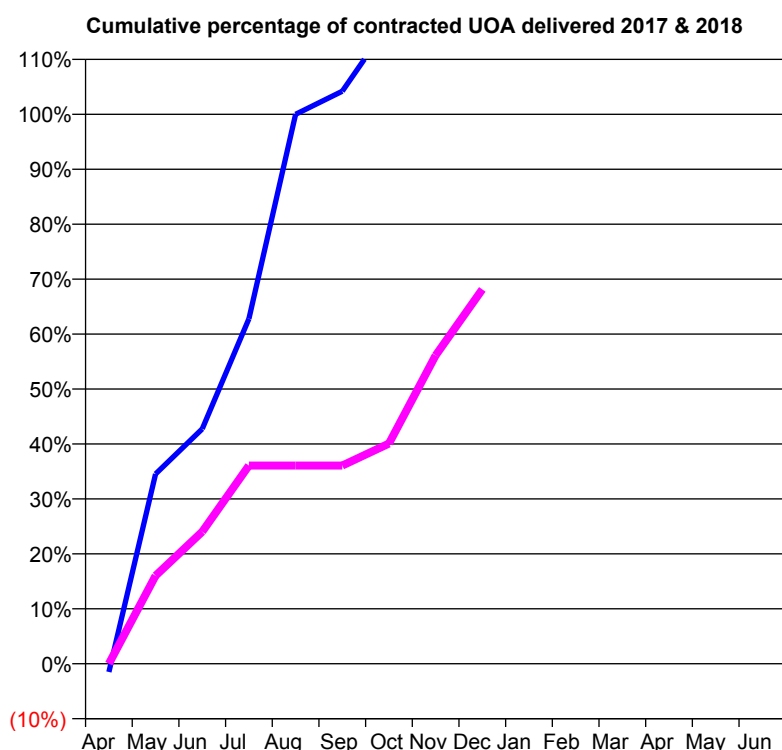
Q64 - Vital Signs Orthodontic At a Glance Contract Report for 839329/0002 - December 2017

Name or company name	MR SJ MCELROY
Contract type name	PDS Contract
Purpose of contract	Orthodontic
Contract start date	01/04/2006
Contract end date	30/09/2018

17/18 Contracted general activity (UDA)	0
Carry forward general activity (UDA)	0
17/18 Contracted orthodontic activity (UOA)	524
Carry forward orthodontic activity (UOA)	0
Baseline contract value	£33,539.45

ACCESS

	Contract	England and Wales
24 month ratio of assessments to patient IDs	1.09	1.09

ACTIVITY


Month	Adjusted Scheduled Activity (UOA)	
	2017	2018
April	-8	0
May	181	84
June	224	126
July	329	189
August	524	189
September	546	189
October	610	210
November	610	294
December	610	357
January	610	
February	610	
March	610	
April	611	
May	611	
June	632	

QUALITY

	Contract Quantity	Contract Base Number	Contract *	Region	England
% of all assessments that were assess and fit appliances (rolling 12 month period)	18	19	94.7%	61.9%	58.6%
% of all assessments that were assess and refuse (rolling 12 month period)	0	19	0.0%	9.9%	11.3%
% of all assessments that were assess and review (rolling 12 month period)	1	19	5.3%	28.2%	30.0%
% of terminated courses where treatment was abandoned or discontinued (rolling 12 month period)	0	22	0.0%	7.3%	7.4%
% of completed treatments indicating that PAR score was taken (year to date)	11	17	64.7%	67.6%	64.3%
Rate of removable appliances per 100 fixed appliances - proposed treatment (rolling 12 month period)	2	29	6.90	4.62	5.53
Rate of removable appliances per 100 fixed appliances - completed treatment (rolling 12 month period)	0	0	N/A	3.88	4.60
% of courses of treatment with removable appliances only - proposed treatment (rolling 12 month period)	0	18	0.0%	1.6%	1.9%
% of courses of treatment with removable appliances only - completed treatment (rolling 12 month period)	0	22	0.0%	1.5%	1.4%
% of patients satisfied with the treatment they have received (rolling 12 month period)	1	1	100.0%	96.1%	95.9%

* Figures in italics indicate that the base number is less than 100.

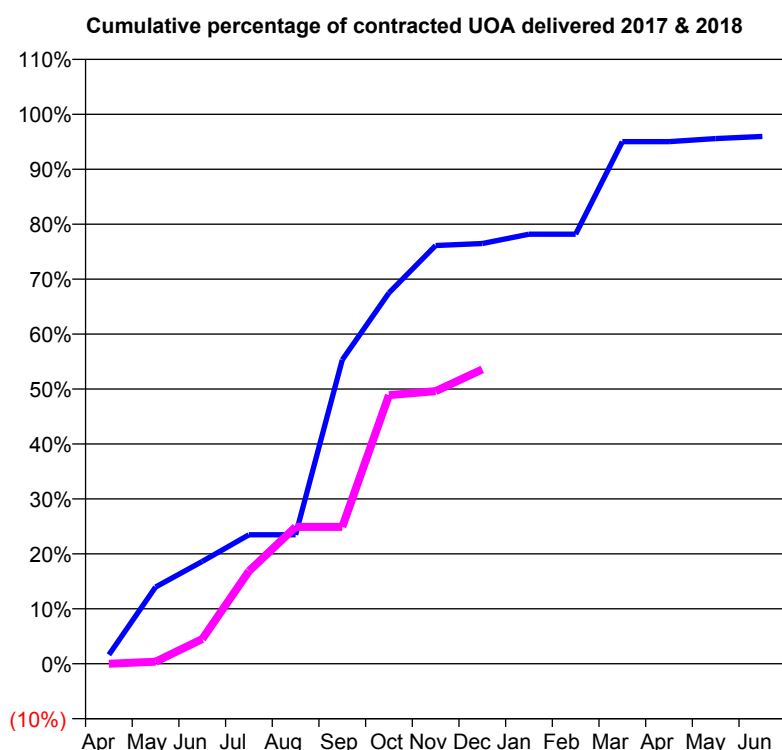
Q64 - Vital Signs Orthodontic At a Glance Contract Report for 839329/0003 - December 2017

Name or company name	MR SJ MCELROY
Contract type name	GDS Contract
Purpose of contract	Orthodontic
Contract start date	01/04/2006
Contract end date	

17/18 Contracted general activity (UDA)	0
Carry forward general activity (UDA)	0
17/18 Contracted orthodontic activity (UOA)	534
Carry forward orthodontic activity (UOA)	0
Baseline contract value	£35,853.23

ACCESS	Contract	England and Wales
--------	----------	-------------------

24 month ratio of assessments to patient IDs	1.46	1.09
--	------	------

ACTIVITY


Month	Adjusted Scheduled Activity (UOA)	
	2017	2018
April	9	0
May	75	2
June	99	24
July	125	90
August	125	133
September	295	133
October	360	261
November	406	265
December	408	286
January	417	
February	417	
March	507	
April	507	
May	510	
June	512	

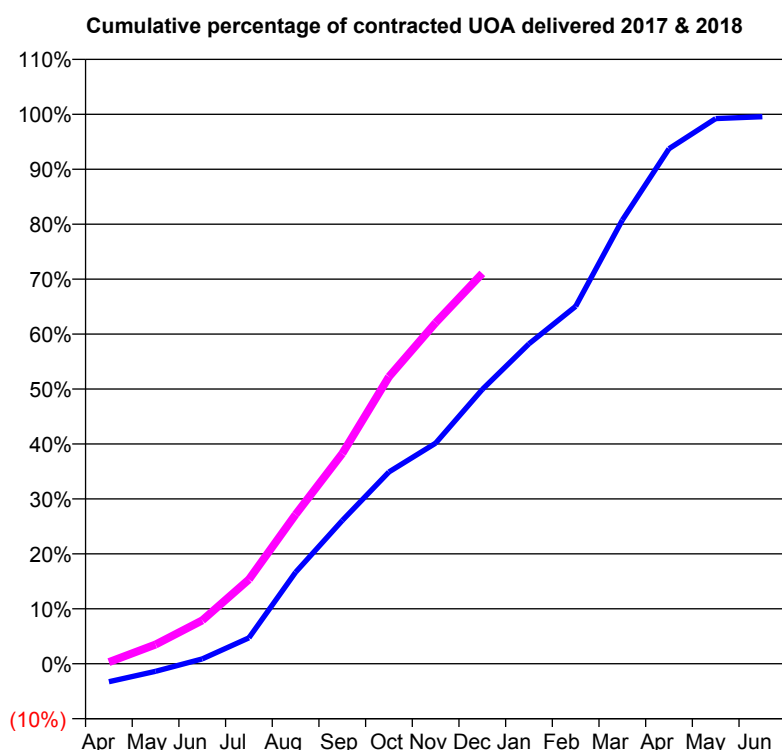
QUALITY	Contract Quantity	Contract Base Number	Contract *	Region	England
% of all assessments that were assess and fit appliances (rolling 12 month period)	17	50	34.0%	61.9%	58.6%
% of all assessments that were assess and refuse (rolling 12 month period)	2	50	4.0%	9.9%	11.3%
% of all assessments that were assess and review (rolling 12 month period)	31	50	62.0%	28.2%	30.0%
% of terminated courses where treatment was abandoned or discontinued (rolling 12 month period)	3	25	12.0%	7.3%	7.4%
% of completed treatments indicating that PAR score was taken (year to date)	12	14	85.7%	67.6%	64.3%
Rate of removable appliances per 100 fixed appliances - proposed treatment (rolling 12 month period)	2	12	16.67	4.62	5.53
Rate of removable appliances per 100 fixed appliances - completed treatment (rolling 12 month period)	0	27	0.00	3.88	4.60
% of courses of treatment with removable appliances only - proposed treatment (rolling 12 month period)	2	17	11.8%	1.6%	1.9%
% of courses of treatment with removable appliances only - completed treatment (rolling 12 month period)	0	22	0.0%	1.5%	1.4%
% of patients satisfied with the treatment they have received (rolling 12 month period)	2	2	100.0%	96.1%	95.9%

* Figures in italics indicate that the base number is less than 100.

Q64 - Vital Signs Orthodontic At a Glance Contract Report for 888990/0001 - December 2017

Name or company name	MRS JE WHITEHEAD	17/18 Contracted general activity (UDA)	0
Contract type name	PDS Contract	Carry forward general activity (UDA)	0
Purpose of contract	Orthodontic	17/18 Contracted orthodontic activity (UOA)	6,183
Contract start date	01/04/2006	Carry forward orthodontic activity (UOA)	27
Contract end date	30/09/2018	Baseline contract value	£396,091.92

ACCESS	Contract	England and Wales
24 month ratio of assessments to patient IDs	1.09	1.09

ACTIVITY


Month	Adjusted Scheduled Activity (UOA)	
	2017	2018
April	-203	19
May	-86	217
June	55	488
July	292	949
August	1,030	1,679
September	1,612	2,365
October	2,158	3,230
November	2,483	3,838
December	3,087	4,393
January	3,601	
February	4,022	
March	4,992	
April	5,796	
May	6,135	
June	6,156	

QUALITY	Contract Quantity	Contract Base Number	Contract *	Region	England
% of all assessments that were assess and fit appliances (rolling 12 month period)	358	554	64.6%	61.9%	58.6%
% of all assessments that were assess and refuse (rolling 12 month period)	44	554	7.9%	9.9%	11.3%
% of all assessments that were assess and review (rolling 12 month period)	152	554	27.4%	28.2%	30.0%
% of terminated courses where treatment was abandoned or discontinued (rolling 12 month period)	4	399	1.0%	7.3%	7.4%
% of completed treatments indicating that PAR score was taken (year to date)	99	111	89.2%	67.6%	64.3%
Rate of removable appliances per 100 fixed appliances - proposed treatment (rolling 12 month period)	7	700	1.00	4.62	5.53
Rate of removable appliances per 100 fixed appliances - completed treatment (rolling 12 month period)	3	742	0.40	3.88	4.60
% of courses of treatment with removable appliances only - proposed treatment (rolling 12 month period)	1	358	0.3%	1.6%	1.9%
% of courses of treatment with removable appliances only - completed treatment (rolling 12 month period)	1	395	0.3%	1.5%	1.4%
% of patients satisfied with the treatment they have received (rolling 12 month period)	10	11	90.9%	96.1%	95.9%

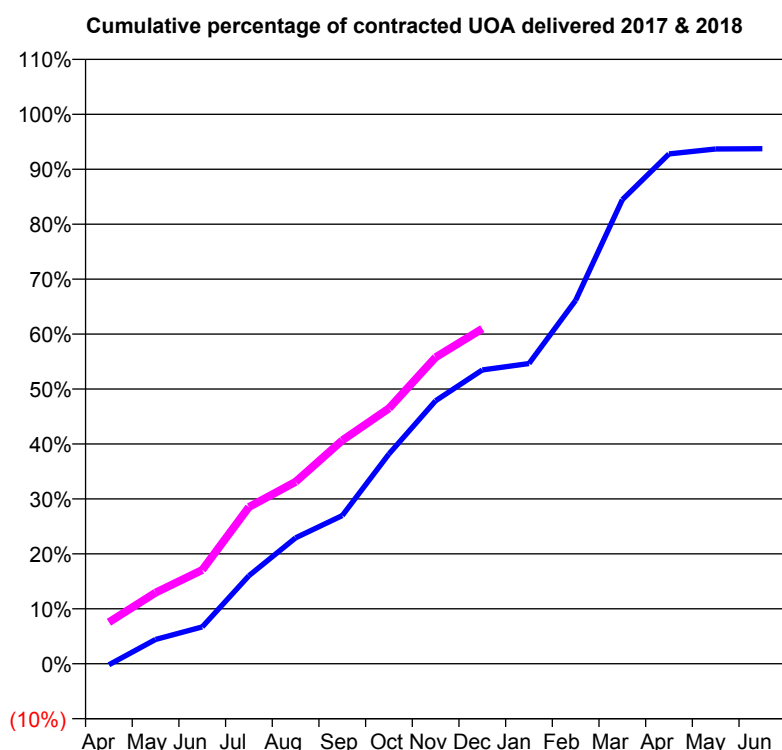
* Figures in italics indicate that the base number is less than 100.

Q64 - Vital Signs Orthodontic At a Glance Contract Report for 908320/0002 - December 2017

Name or company name	MRS CG GOLDEN
Contract type name	PDS Contract
Purpose of contract	Orthodontic
Contract start date	01/07/2009
Contract end date	30/09/2018

17/18 Contracted general activity (UDA)	0
Carry forward general activity (UDA)	0
17/18 Contracted orthodontic activity (UOA)	2,818
Carry forward orthodontic activity (UOA)	-171
Baseline contract value	£180,555.30

ACCESS	Contract	England and Wales
24 month ratio of assessments to patient IDs	1.10	1.09

ACTIVITY


Month	Adjusted Scheduled Activity (UOA)	
	2017	2018
April	-6	213
May	125	365
June	189	481
July	452	804
August	646	933
September	760	1,146
October	1,076	1,310
November	1,349	1,572
December	1,507	1,718
January	1,540	
February	1,864	
March	2,380	
April	2,615	
May	2,640	
June	2,641	

QUALITY	Contract Quantity	Contract Base Number	Contract *	Region	England
% of all assessments that were assess and fit appliances (rolling 12 month period)	125	255	49.0%	61.9%	58.6%
% of all assessments that were assess and refuse (rolling 12 month period)	56	255	22.0%	9.9%	11.3%
% of all assessments that were assess and review (rolling 12 month period)	74	255	29.0%	28.2%	30.0%
% of terminated courses where treatment was abandoned or discontinued (rolling 12 month period)	6	113	5.3%	7.3%	7.4%
% of completed treatments indicating that PAR score was taken (year to date)	74	80	92.5%	67.6%	64.3%
Rate of removable appliances per 100 fixed appliances - proposed treatment (rolling 12 month period)	11	236	4.66	4.62	5.53
Rate of removable appliances per 100 fixed appliances - completed treatment (rolling 12 month period)	8	206	3.88	3.88	4.60
% of courses of treatment with removable appliances only - proposed treatment (rolling 12 month period)	2	125	1.6%	1.6%	1.9%
% of courses of treatment with removable appliances only - completed treatment (rolling 12 month period)	0	107	0.0%	1.5%	1.4%
% of patients satisfied with the treatment they have received (rolling 12 month period)	7	7	100.0%	96.1%	95.9%

* Figures in italics indicate that the base number is less than 100.

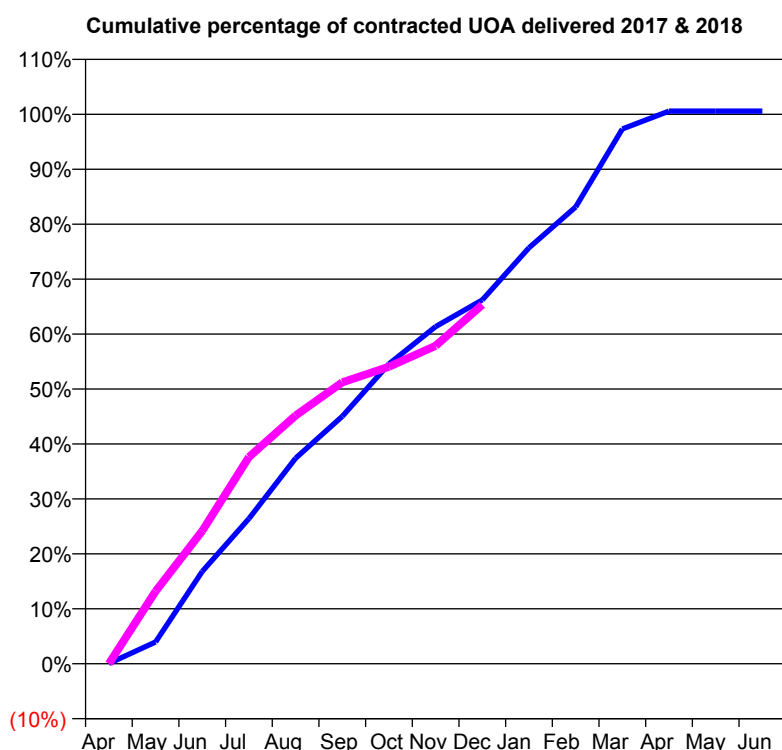
Q64 - Vital Signs Orthodontic At a Glance Contract Report for 982911/0001 - December 2017

Name or company name	MR A REHMAN
Contract type name	PDS Contract
Purpose of contract	Orthodontic
Contract start date	01/04/2006
Contract end date	31/03/2018

17/18 Contracted general activity (UDA)	0
Carry forward general activity (UDA)	0
17/18 Contracted orthodontic activity (UOA)	6,023
Carry forward orthodontic activity (UOA)	0
Baseline contract value	£410,319.01

ACCESS

	Contract	England and Wales
24 month ratio of assessments to patient IDs	1.21	1.09

ACTIVITY


Month	Adjusted Scheduled Activity (UOA)	
	2017	2018
April	4	0
May	239	795
June	1,012	1,457
July	1,590	2,266
August	2,253	2,720
September	2,711	3,085
October	3,287	3,255
November	3,696	3,485
December	3,988	3,936
January	4,559	
February	5,006	
March	5,862	
April	6,057	
May	6,058	
June	6,058	

QUALITY

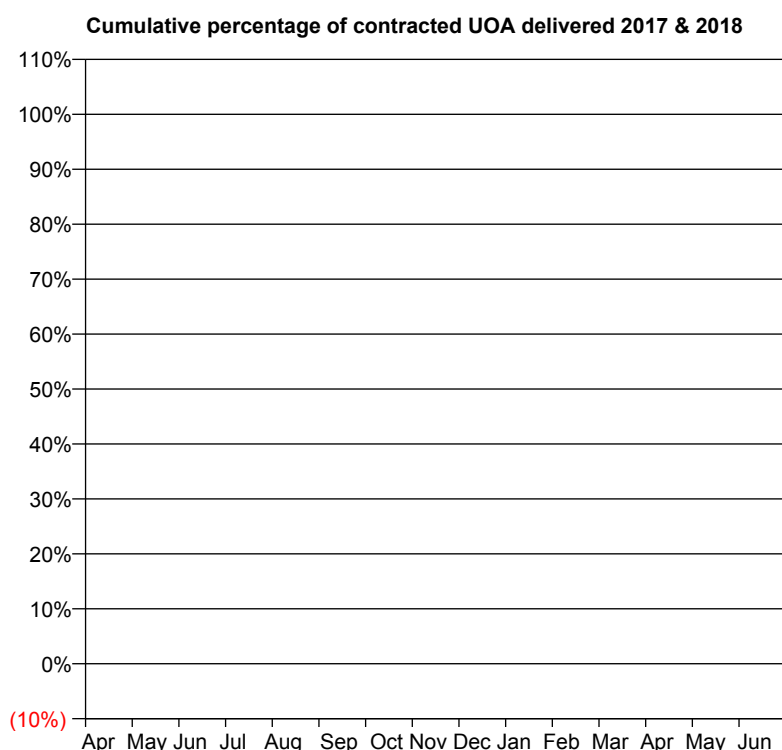
	Contract Quantity	Contract Base Number	Contract *	Region	England
% of all assessments that were assess and fit appliances (rolling 12 month period)	272	584	46.6%	61.9%	58.6%
% of all assessments that were assess and refuse (rolling 12 month period)	97	584	16.6%	9.9%	11.3%
% of all assessments that were assess and review (rolling 12 month period)	215	584	36.8%	28.2%	30.0%
% of terminated courses where treatment was abandoned or discontinued (rolling 12 month period)	8	201	4.0%	7.3%	7.4%
% of completed treatments indicating that PAR score was taken (year to date)	56	144	38.9%	67.6%	64.3%
Rate of removable appliances per 100 fixed appliances - proposed treatment (rolling 12 month period)	20	537	3.72	4.62	5.53
Rate of removable appliances per 100 fixed appliances - completed treatment (rolling 12 month period)	0	0	N/A	3.88	4.60
% of courses of treatment with removable appliances only - proposed treatment (rolling 12 month period)	1	272	0.4%	1.6%	1.9%
% of courses of treatment with removable appliances only - completed treatment (rolling 12 month period)	0	193	0.0%	1.5%	1.4%
% of patients satisfied with the treatment they have received (rolling 12 month period)	5	5	100.0%	96.1%	95.9%

* Figures in italics indicate that the base number is less than 100.

Q65 - Vital Signs Orthodontic At a Glance Contract Report for 101192/0006 - December 2017

Name or company name	Community Dental Centres Ltd	17/18 Contracted general activity (UDA)	28,047
Contract type name	GDS Contract	Carry forward general activity (UDA)	0
Purpose of contract	General	17/18 Contracted orthodontic activity (UOA)	0
Contract start date	01/04/2006	Carry forward orthodontic activity (UOA)	0
Contract end date		Baseline contract value	£739,721.86

ACCESS	Contract	England and Wales
24 month ratio of assessments to patient IDs	1.00	1.09

ACTIVITY


Month	Adjusted Scheduled Activity (UOA)	
	2017	2018
April	0	0
May	0	0
June	0	0
July	0	0
August	0	0
September	0	3
October	0	3
November	0	3
December	0	3
January	0	
February	0	
March	0	
April	0	
May	0	
June	0	

QUALITY

	Contract Quantity	Contract Base Number	Contract *	Region	England
% of all assessments that were assess and fit appliances (rolling 12 month period)	0	3	0.0%	61.9%	58.6%
% of all assessments that were assess and refuse (rolling 12 month period)	0	3	0.0%	9.9%	11.3%
% of all assessments that were assess and review (rolling 12 month period)	3	3	100.0%	28.2%	30.0%
% of terminated courses where treatment was abandoned or discontinued (rolling 12 month period)	0	0	N/A	7.3%	7.4%
% of completed treatments indicating that PAR score was taken (year to date)	0	0	N/A	67.6%	64.3%
Rate of removable appliances per 100 fixed appliances - proposed treatment (rolling 12 month period)	0	0	N/A	4.62	5.53
Rate of removable appliances per 100 fixed appliances - completed treatment (rolling 12 month period)	0	0	N/A	3.88	4.60
% of courses of treatment with removable appliances only - proposed treatment (rolling 12 month period)	0	0	N/A	1.6%	1.9%
% of courses of treatment with removable appliances only - completed treatment (rolling 12 month period)	0	0	N/A	1.5%	1.4%
% of patients satisfied with the treatment they have received (rolling 12 month period)	0	0	N/A	96.1%	95.9%

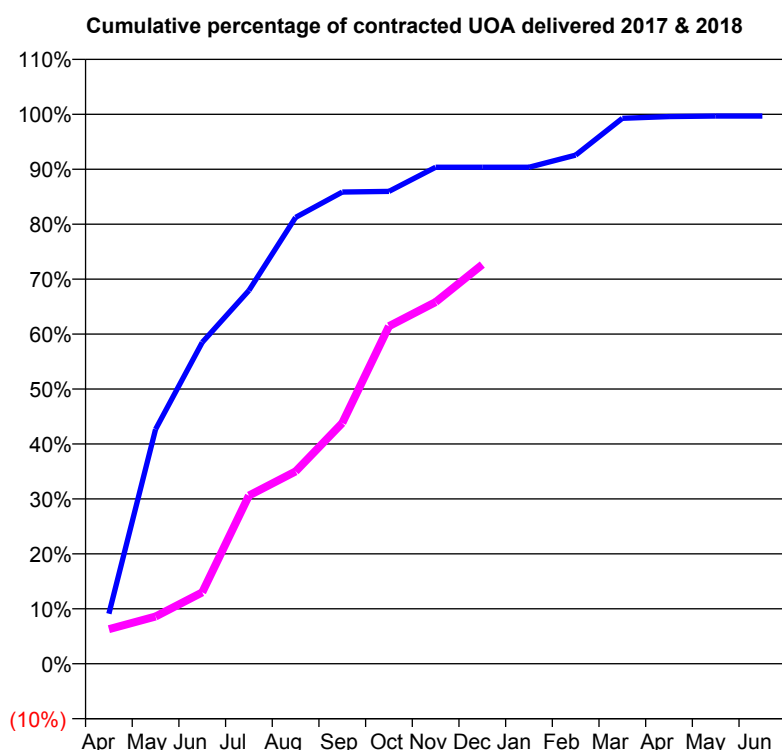
* Figures in italics indicate that the base number is less than 100.

Q65 - Vital Signs Orthodontic At a Glance Contract Report for 101362/0045 - December 2017

Name or company name	Rodericks Dental Limited
Contract type name	GDS Contract
Purpose of contract	General and Orthodontic
Contract start date	01/02/2012
Contract end date	

17/18 Contracted general activity (UDA)	33,727
Carry forward general activity (UDA)	-649
17/18 Contracted orthodontic activity (UOA)	954
Carry forward orthodontic activity (UOA)	3
Baseline contract value	£767,406.54

ACCESS	Contract	England and Wales
24 month ratio of assessments to patient IDs	1.00	1.09

ACTIVITY


Month	Adjusted Scheduled Activity (UOA)	
	2017	2018
April	87	60
May	407	82
June	558	124
July	648	292
August	775	334
September	819	418
October	820	586
November	862	628
December	862	693
January	862	
February	883	
March	947	
April	950	
May	951	
June	951	

QUALITY	Contract Quantity	Contract Base Number	Contract *	Region	England
% of all assessments that were assess and fit appliances (rolling 12 month period)	37	46	80.4%	61.9%	58.6%
% of all assessments that were assess and refuse (rolling 12 month period)	3	46	6.5%	9.9%	11.3%
% of all assessments that were assess and review (rolling 12 month period)	6	46	13.0%	28.2%	30.0%
% of terminated courses where treatment was abandoned or discontinued (rolling 12 month period)	3	37	8.1%	7.3%	7.4%
% of completed treatments indicating that PAR score was taken (year to date)	26	33	78.8%	67.6%	64.3%
Rate of removable appliances per 100 fixed appliances - proposed treatment (rolling 12 month period)	2	33	6.06	4.62	5.53
Rate of removable appliances per 100 fixed appliances - completed treatment (rolling 12 month period)	4	25	16.00	3.88	4.60
% of courses of treatment with removable appliances only - proposed treatment (rolling 12 month period)	0	37	0.0%	1.6%	1.9%
% of courses of treatment with removable appliances only - completed treatment (rolling 12 month period)	0	34	0.0%	1.5%	1.4%
% of patients satisfied with the treatment they have received (rolling 12 month period)	0	0	N/A	96.1%	95.9%

* Figures in italics indicate that the base number is less than 100.

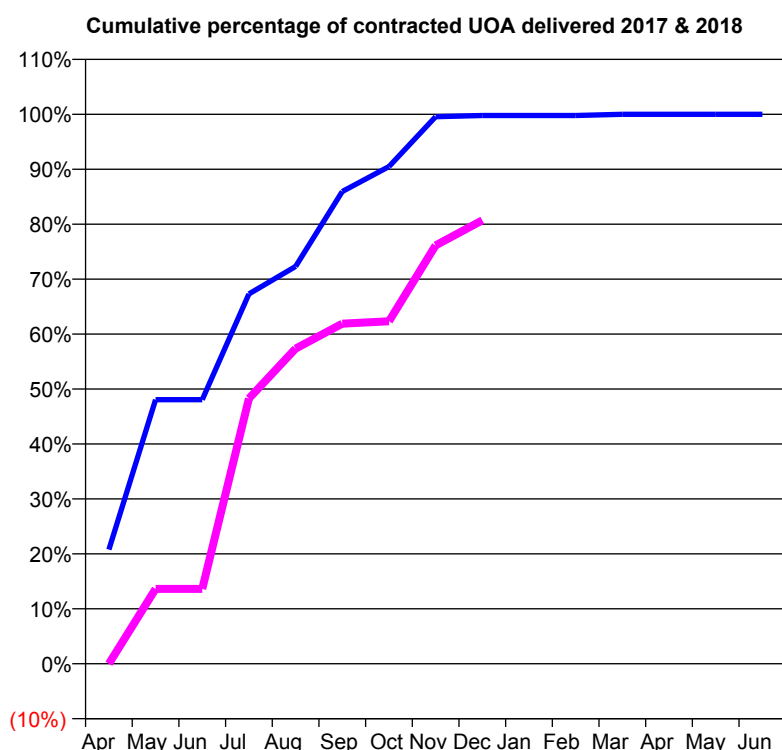
Q65 - Vital Signs Orthodontic At a Glance Contract Report for 106089/0001 - December 2017

Name or company name	Church Street Dental Practice Ltd
Contract type name	GDS Contract
Purpose of contract	General and Orthodontic
Contract start date	01/04/2010
Contract end date	

17/18 Contracted general activity (UDA)	3,250
Carry forward general activity (UDA)	30
17/18 Contracted orthodontic activity (UOA)	462
Carry forward orthodontic activity (UOA)	0
Baseline contract value	£101,364.32

ACCESS	Contract	England and Wales
--------	----------	-------------------

24 month ratio of assessments to patient IDs	1.10	1.09
--	------	------

ACTIVITY


Month	Adjusted Scheduled Activity (UOA)	
	2017	2018
April	96	0
May	222	63
June	222	63
July	311	223
August	334	265
September	397	286
October	418	288
November	460	352
December	461	373
January	461	
February	461	
March	462	
April	462	
May	462	
June	462	

QUALITY	Contract Quantity	Contract Base Number	Contract *	Region	England
---------	-------------------	----------------------	------------	--------	---------

% of all assessments that were assess and fit appliances (rolling 12 month period)	18	31	58.1%	61.9%	58.6%
% of all assessments that were assess and refuse (rolling 12 month period)	0	31	0.0%	9.9%	11.3%
% of all assessments that were assess and review (rolling 12 month period)	13	31	41.9%	28.2%	30.0%
% of terminated courses where treatment was abandoned or discontinued (rolling 12 month period)	0	1	0.0%	7.3%	7.4%
% of completed treatments indicating that PAR score was taken (year to date)	0	1	0.0%	67.6%	64.3%
Rate of removable appliances per 100 fixed appliances - proposed treatment (rolling 12 month period)	4	31	12.90	4.62	5.53
Rate of removable appliances per 100 fixed appliances - completed treatment (rolling 12 month period)	0	2	0.00	3.88	4.60
% of courses of treatment with removable appliances only - proposed treatment (rolling 12 month period)	2	18	11.1%	1.6%	1.9%
% of courses of treatment with removable appliances only - completed treatment (rolling 12 month period)	0	1	0.0%	1.5%	1.4%
% of patients satisfied with the treatment they have received (rolling 12 month period)	1	1	100.0%	96.1%	95.9%

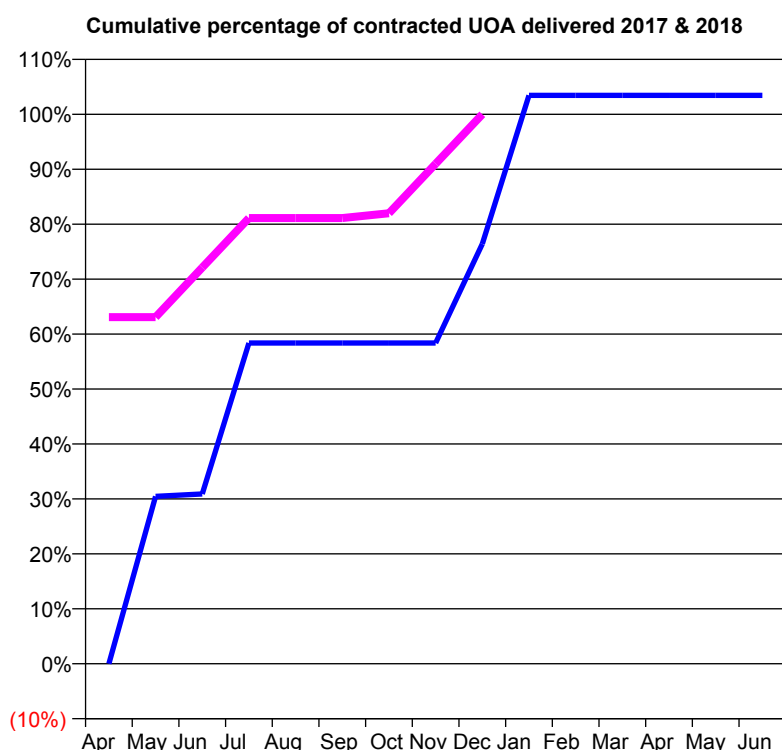
* Figures in italics indicate that the base number is less than 100.

Q65 - Vital Signs Orthodontic At a Glance Contract Report for 111333/0001 - December 2017

Name or company name	Connor Hichens
Contract type name	GDS Contract
Purpose of contract	General and Orthodontic
Contract start date	01/12/2012
Contract end date	

17/18 Contracted general activity (UDA)	2,700
Carry forward general activity (UDA)	56
17/18 Contracted orthodontic activity (UOA)	233
Carry forward orthodontic activity (UOA)	0
Baseline contract value	£73,982.15

ACCESS	Contract	England and Wales
24 month ratio of assessments to patient IDs	1.05	1.09

ACTIVITY


Month	Adjusted Scheduled Activity (UOA)	
	2017	2018
April	0	147
May	71	147
June	72	168
July	136	189
August	136	189
September	136	189
October	136	191
November	136	212
December	178	233
January	241	
February	241	
March	241	
April	241	
May	241	
June	241	

QUALITY

	Contract Quantity	Contract Base Number	Contract *	Region	England
% of all assessments that were assess and fit appliances (rolling 12 month period)	14	17	82.4%	61.9%	58.6%
% of all assessments that were assess and refuse (rolling 12 month period)	0	17	0.0%	9.9%	11.3%
% of all assessments that were assess and review (rolling 12 month period)	3	17	17.6%	28.2%	30.0%
% of terminated courses where treatment was abandoned or discontinued (rolling 12 month period)	1	15	6.7%	7.3%	7.4%
% of completed treatments indicating that PAR score was taken (year to date)	9	9	100.0%	67.6%	64.3%
Rate of removable appliances per 100 fixed appliances - proposed treatment (rolling 12 month period)	1	28	3.57	4.62	5.53
Rate of removable appliances per 100 fixed appliances - completed treatment (rolling 12 month period)	0	27	0.00	3.88	4.60
% of courses of treatment with removable appliances only - proposed treatment (rolling 12 month period)	0	14	0.0%	1.6%	1.9%
% of courses of treatment with removable appliances only - completed treatment (rolling 12 month period)	0	14	0.0%	1.5%	1.4%
% of patients satisfied with the treatment they have received (rolling 12 month period)	1	1	100.0%	96.1%	95.9%

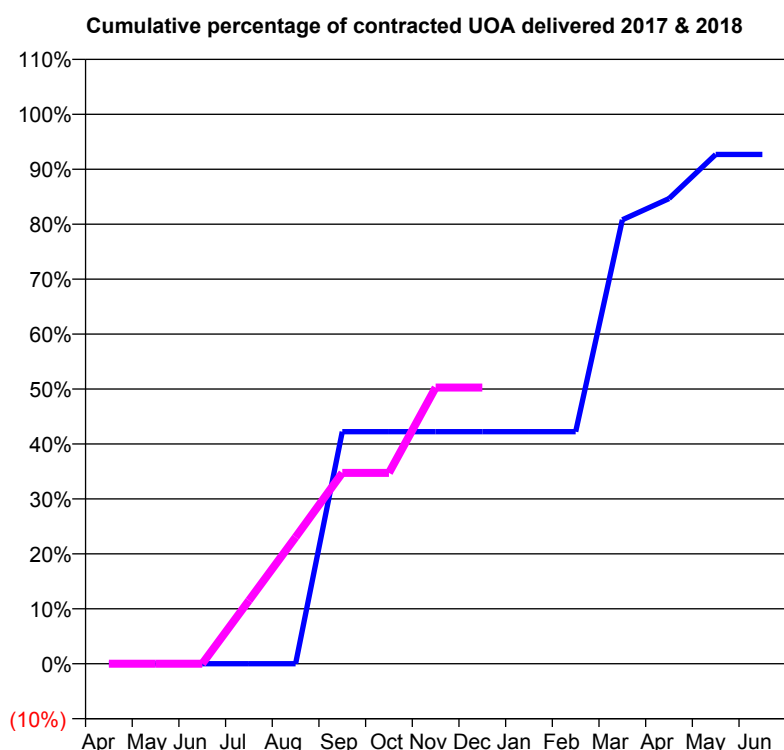
* Figures in italics indicate that the base number is less than 100.

Q65 - Vital Signs Orthodontic At a Glance Contract Report for 119075/0001 - December 2017

Name or company name	Christchurch Healthcare and Management
Contract type name	PDS Contract
Purpose of contract	Orthodontic
Contract start date	01/07/2011
Contract end date	

17/18 Contracted general activity (UDA)	0
Carry forward general activity (UDA)	0
17/18 Contracted orthodontic activity (UOA)	547
Carry forward orthodontic activity (UOA)	0
Baseline contract value	£39,031.00

ACCESS	Contract	England and Wales
24 month ratio of assessments to patient IDs	1.19	1.09

ACTIVITY


Month	Adjusted Scheduled Activity (UOA)	
	2017	2018
April	0	0
May	0	0
June	0	0
July	0	63
August	0	126
September	231	190
October	231	190
November	231	275
December	231	275
January	231	
February	231	
March	442	
April	463	
May	507	
June	507	

QUALITY	Contract Quantity	Contract Base Number	Contract *	Region	England
% of all assessments that were assess and fit appliances (rolling 12 month period)	26	31	83.9%	61.9%	58.6%
% of all assessments that were assess and refuse (rolling 12 month period)	0	31	0.0%	9.9%	11.3%
% of all assessments that were assess and review (rolling 12 month period)	5	31	16.1%	28.2%	30.0%
% of terminated courses where treatment was abandoned or discontinued (rolling 12 month period)	4	27	14.8%	7.3%	7.4%
% of completed treatments indicating that PAR score was taken (year to date)	6	10	60.0%	67.6%	64.3%
Rate of removable appliances per 100 fixed appliances - proposed treatment (rolling 12 month period)	0	49	0.00	4.62	5.53
Rate of removable appliances per 100 fixed appliances - completed treatment (rolling 12 month period)	0	46	0.00	3.88	4.60
% of courses of treatment with removable appliances only - proposed treatment (rolling 12 month period)	0	26	0.0%	1.6%	1.9%
% of courses of treatment with removable appliances only - completed treatment (rolling 12 month period)	0	23	0.0%	1.5%	1.4%
% of patients satisfied with the treatment they have received (rolling 12 month period)	0	0	N/A	96.1%	95.9%

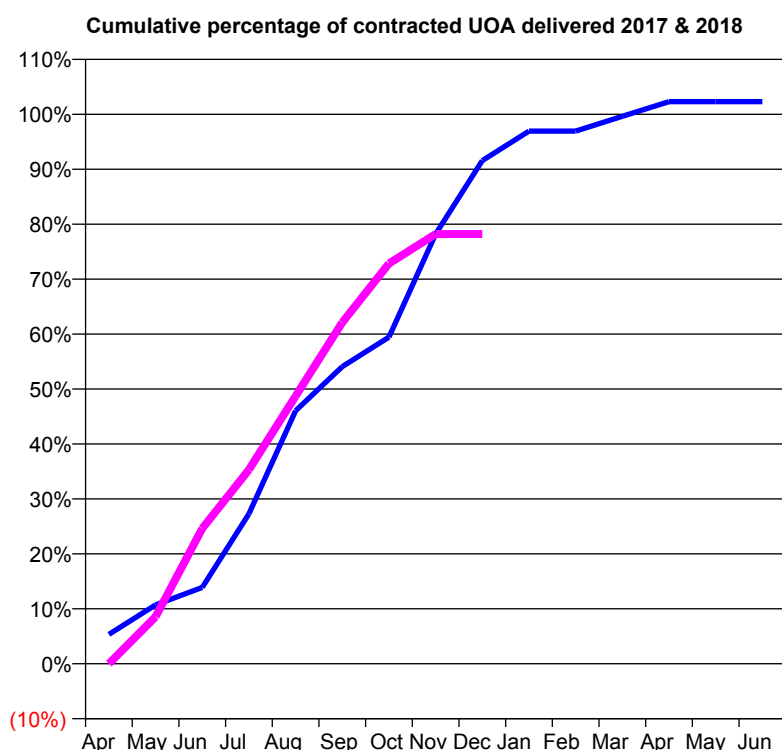
* Figures in italics indicate that the base number is less than 100.

Q65 - Vital Signs Orthodontic At a Glance Contract Report for 122165/0001 - December 2017

Name or company name	Passage House Dental Care
Contract type name	GDS Contract
Purpose of contract	General and Orthodontic
Contract start date	01/10/2008
Contract end date	

17/18 Contracted general activity (UDA)	29,967
Carry forward general activity (UDA)	0
17/18 Contracted orthodontic activity (UOA)	784
Carry forward orthodontic activity (UOA)	0
Baseline contract value	£798,559.00

ACCESS	Contract	England and Wales
24 month ratio of assessments to patient IDs	1.01	1.09

ACTIVITY


Month	Adjusted Scheduled Activity (UOA)	
	2017	2018
April	42	0
May	84	67
June	109	193
July	214	277
August	361	382
September	424	487
October	466	571
November	613	613
December	718	613
January	760	
February	760	
March	781	
April	802	
May	802	
June	802	

QUALITY	Contract Quantity	Contract Base Number	Contract *	Region	England
% of all assessments that were assess and fit appliances (rolling 12 month period)	34	34	100.0%	61.9%	58.6%
% of all assessments that were assess and refuse (rolling 12 month period)	0	34	0.0%	9.9%	11.3%
% of all assessments that were assess and review (rolling 12 month period)	0	34	0.0%	28.2%	30.0%
% of terminated courses where treatment was abandoned or discontinued (rolling 12 month period)	3	25	12.0%	7.3%	7.4%
% of completed treatments indicating that PAR score was taken (year to date)	12	15	80.0%	67.6%	64.3%
Rate of removable appliances per 100 fixed appliances - proposed treatment (rolling 12 month period)	1	66	1.52	4.62	5.53
Rate of removable appliances per 100 fixed appliances - completed treatment (rolling 12 month period)	2	36	5.56	3.88	4.60
% of courses of treatment with removable appliances only - proposed treatment (rolling 12 month period)	1	34	2.9%	1.6%	1.9%
% of courses of treatment with removable appliances only - completed treatment (rolling 12 month period)	2	22	9.1%	1.5%	1.4%
% of patients satisfied with the treatment they have received (rolling 12 month period)	1	1	100.0%	96.1%	95.9%

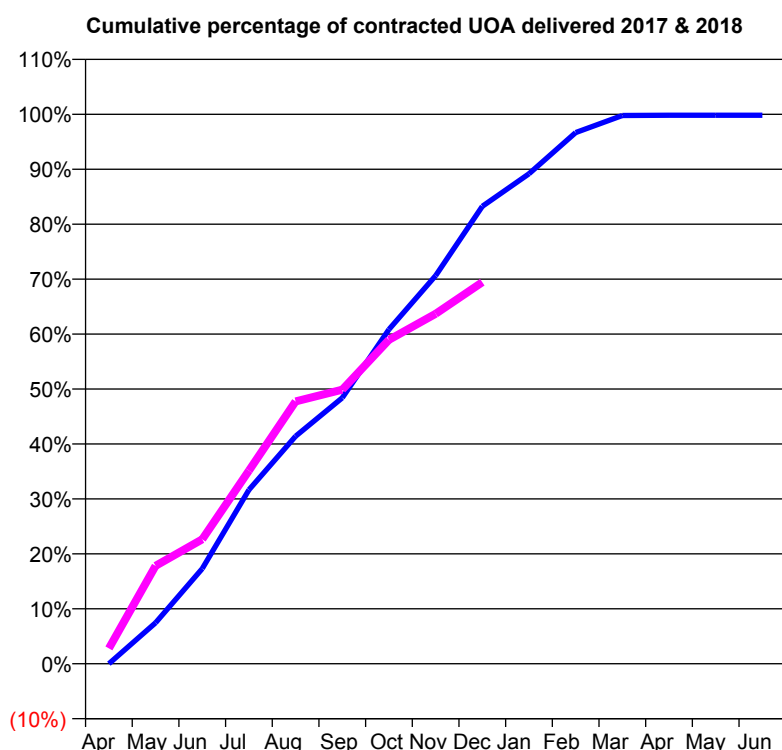
* Figures in italics indicate that the base number is less than 100.

Q65 - Vital Signs Orthodontic At a Glance Contract Report for 123412/0001 - December 2017

Name or company name	Clifton Orthodontics Centre
Contract type name	PDS Contract
Purpose of contract	Orthodontic
Contract start date	01/10/2011
Contract end date	31/03/2027

17/18 Contracted general activity (UDA)	0
Carry forward general activity (UDA)	0
17/18 Contracted orthodontic activity (UOA)	5,398
Carry forward orthodontic activity (UOA)	9
Baseline contract value	£369,577.85

ACCESS	Contract	England and Wales
24 month ratio of assessments to patient IDs	1.24	1.09

ACTIVITY


Month	Adjusted Scheduled Activity (UOA)	
	2017	2018
April	0	151
May	403	962
June	934	1,223
July	1,709	1,898
August	2,236	2,577
September	2,612	2,692
October	3,284	3,182
November	3,812	3,438
December	4,494	3,749
January	4,813	
February	5,218	
March	5,386	
April	5,389	
May	5,389	
June	5,389	

QUALITY	Contract Quantity	Contract Base Number	Contract *	Region	England
% of all assessments that were assess and fit appliances (rolling 12 month period)	216	520	41.5%	61.9%	58.6%
% of all assessments that were assess and refuse (rolling 12 month period)	149	520	28.7%	9.9%	11.3%
% of all assessments that were assess and review (rolling 12 month period)	155	520	29.8%	28.2%	30.0%
% of terminated courses where treatment was abandoned or discontinued (rolling 12 month period)	9	237	3.8%	7.3%	7.4%
% of completed treatments indicating that PAR score was taken (year to date)	117	172	68.0%	67.6%	64.3%
Rate of removable appliances per 100 fixed appliances - proposed treatment (rolling 12 month period)	13	392	3.32	4.62	5.53
Rate of removable appliances per 100 fixed appliances - completed treatment (rolling 12 month period)	14	425	3.29	3.88	4.60
% of courses of treatment with removable appliances only - proposed treatment (rolling 12 month period)	12	216	5.6%	1.6%	1.9%
% of courses of treatment with removable appliances only - completed treatment (rolling 12 month period)	10	228	4.4%	1.5%	1.4%
% of patients satisfied with the treatment they have received (rolling 12 month period)	7	7	100.0%	96.1%	95.9%

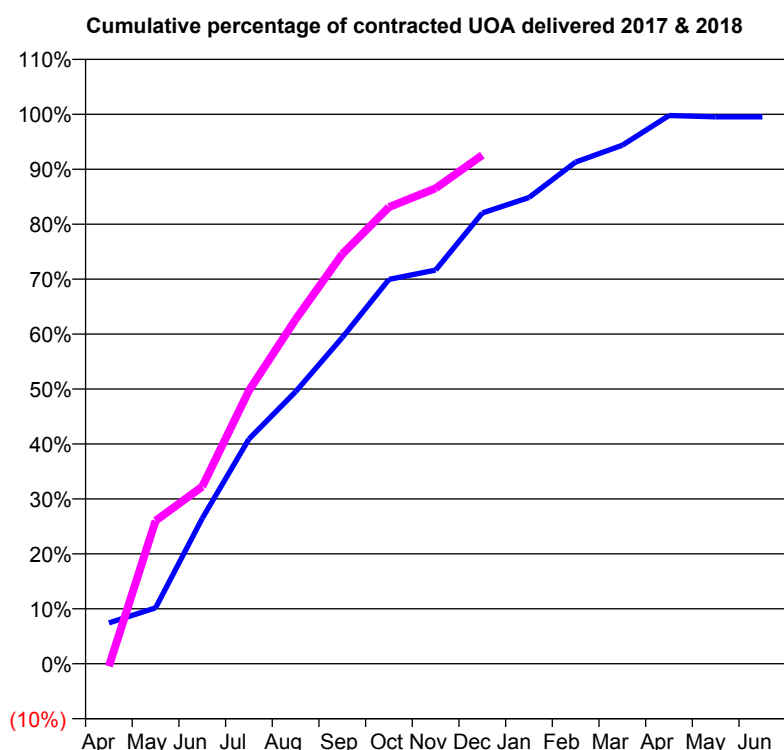
* Figures in italics indicate that the base number is less than 100.

Q65 - Vital Signs Orthodontic At a Glance Contract Report for 129496/0001 - December 2017

Name or company name	Smile Solutions Orthodontics
Contract type name	PDS Contract
Purpose of contract	General and Orthodontic
Contract start date	01/04/2006
Contract end date	31/03/2018

17/18 Contracted general activity (UDA)	900
Carry forward general activity (UDA)	0
17/18 Contracted orthodontic activity (UOA)	8,008
Carry forward orthodontic activity (UOA)	37
Baseline contract value	£567,095.09

ACCESS	Contract	England and Wales
24 month ratio of assessments to patient IDs	1.14	1.09

ACTIVITY


Month	Adjusted Scheduled Activity (UOA)	
	2017	2018
April	596	-37
May	815	2,084
June	2,119	2,581
July	3,275	3,981
August	3,966	5,018
September	4,754	5,970
October	5,602	6,654
November	5,738	6,928
December	6,569	7,412
January	6,794	
February	7,311	
March	7,556	
April	7,990	
May	7,971	
June	7,971	

QUALITY

	Contract Quantity	Contract Base Number	Contract *	Region	England
% of all assessments that were assess and fit appliances (rolling 12 month period)	403	1,009	39.9%	61.9%	58.6%
% of all assessments that were assess and refuse (rolling 12 month period)	33	1,009	3.3%	9.9%	11.3%
% of all assessments that were assess and review (rolling 12 month period)	573	1,009	56.8%	28.2%	30.0%
% of terminated courses where treatment was abandoned or discontinued (rolling 12 month period)	9	313	2.9%	7.3%	7.4%
% of completed treatments indicating that PAR score was taken (year to date)	227	243	93.4%	67.6%	64.3%
Rate of removable appliances per 100 fixed appliances - proposed treatment (rolling 12 month period)	56	733	7.64	4.62	5.53
Rate of removable appliances per 100 fixed appliances - completed treatment (rolling 12 month period)	30	573	5.24	3.88	4.60
% of courses of treatment with removable appliances only - proposed treatment (rolling 12 month period)	19	403	4.7%	1.6%	1.9%
% of courses of treatment with removable appliances only - completed treatment (rolling 12 month period)	7	304	2.3%	1.5%	1.4%
% of patients satisfied with the treatment they have received (rolling 12 month period)	19	19	100.0%	96.1%	95.9%

* Figures in italics indicate that the base number is less than 100.

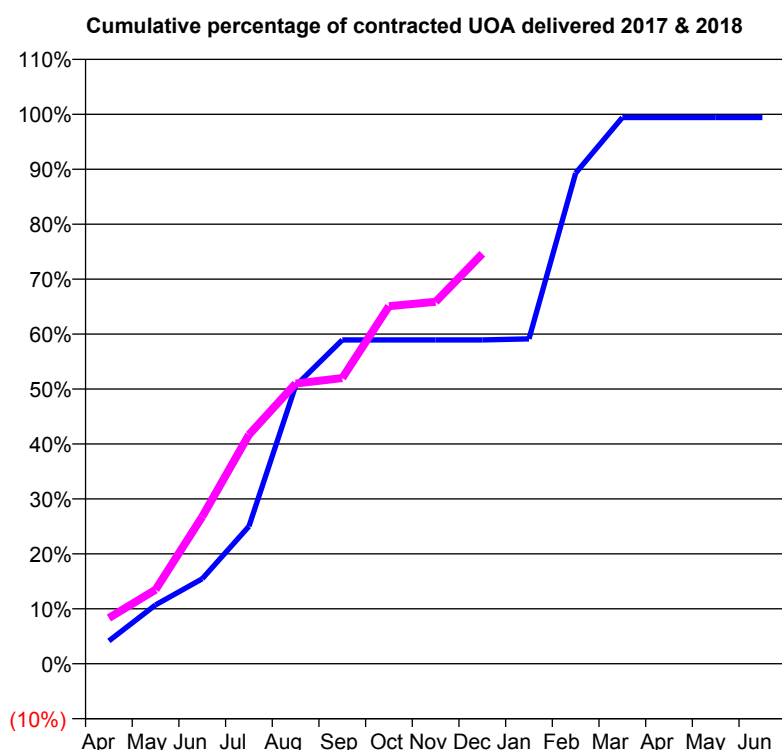
Q65 - Vital Signs Orthodontic At a Glance Contract Report for 129690/0001 - December 2017

Name or company name	Dulverton Dental Practice Ltd
Contract type name	GDS Contract
Purpose of contract	General and Orthodontic
Contract start date	02/04/2007
Contract end date	

17/18 Contracted general activity (UDA)	16,500
Carry forward general activity (UDA)	0
17/18 Contracted orthodontic activity (UOA)	504
Carry forward orthodontic activity (UOA)	3
Baseline contract value	£494,357.27

ACCESS

	Contract	England and Wales
24 month ratio of assessments to patient IDs	1.47	1.09

ACTIVITY


Month	Adjusted Scheduled Activity (UOA)	
	2017	2018
April	21	42
May	54	68
June	78	135
July	126	210
August	255	257
September	297	262
October	297	328
November	297	332
December	297	376
January	298	
February	450	
March	501	
April	501	
May	501	
June	501	

QUALITY

	Contract Quantity	Contract Base Number	Contract *	Region	England
% of all assessments that were assess and fit appliances (rolling 12 month period)	24	102	23.5%	61.9%	58.6%
% of all assessments that were assess and refuse (rolling 12 month period)	7	102	6.9%	9.9%	11.3%
% of all assessments that were assess and review (rolling 12 month period)	71	102	69.6%	28.2%	30.0%
% of terminated courses where treatment was abandoned or discontinued (rolling 12 month period)	3	21	14.3%	7.3%	7.4%
% of completed treatments indicating that PAR score was taken (year to date)	1	13	7.7%	67.6%	64.3%
Rate of removable appliances per 100 fixed appliances - proposed treatment (rolling 12 month period)	1	45	2.22	4.62	5.53
Rate of removable appliances per 100 fixed appliances - completed treatment (rolling 12 month period)	0	0	N/A	3.88	4.60
% of courses of treatment with removable appliances only - proposed treatment (rolling 12 month period)	0	24	0.0%	1.6%	1.9%
% of courses of treatment with removable appliances only - completed treatment (rolling 12 month period)	0	18	0.0%	1.5%	1.4%
% of patients satisfied with the treatment they have received (rolling 12 month period)	1	1	100.0%	96.1%	95.9%

* Figures in italics indicate that the base number is less than 100.

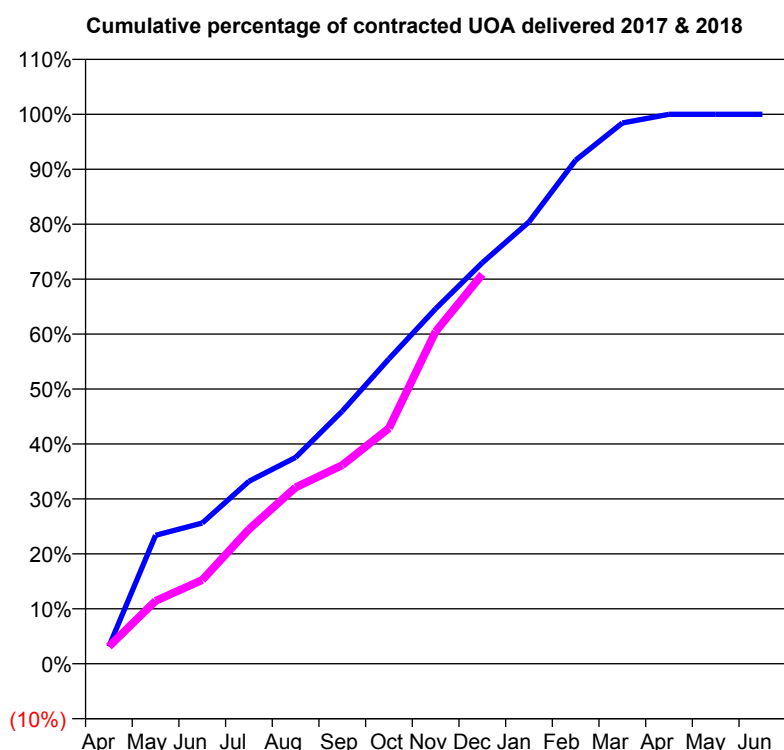
Q65 - Vital Signs Orthodontic At a Glance Contract Report for 157465/0001 - December 2017

Name or company name	Wells Orthodontics Limited
Contract type name	PDS Contract
Purpose of contract	Orthodontic
Contract start date	01/09/2015
Contract end date	31/03/2018

17/18 Contracted general activity (UDA)	0
Carry forward general activity (UDA)	0
17/18 Contracted orthodontic activity (UOA)	9,356
Carry forward orthodontic activity (UOA)	0
Baseline contract value	£620,966.89

ACCESS

	Contract	England and Wales
24 month ratio of assessments to patient IDs	1.00	1.09

ACTIVITY


Month	Adjusted Scheduled Activity (UOA)	
	2017	2018
April	294	294
May	2,187	1,071
June	2,397	1,428
July	3,106	2,289
August	3,513	3,003
September	4,302	3,381
October	5,192	4,011
November	6,044	5,657
December	6,829	6,631
January	7,524	
February	8,574	
March	9,208	
April	9,355	
May	9,356	
June	9,356	

QUALITY

	Contract Quantity	Contract Base Number	Contract *	Region	England
% of all assessments that were assess and fit appliances (rolling 12 month period)	441	442	99.8%	61.9%	58.6%
% of all assessments that were assess and refuse (rolling 12 month period)	1	442	0.2%	9.9%	11.3%
% of all assessments that were assess and review (rolling 12 month period)	0	442	0.0%	28.2%	30.0%
% of terminated courses where treatment was abandoned or discontinued (rolling 12 month period)	25	452	5.5%	7.3%	7.4%
% of completed treatments indicating that PAR score was taken (year to date)	293	308	95.1%	67.6%	64.3%
Rate of removable appliances per 100 fixed appliances - proposed treatment (rolling 12 month period)	21	825	2.55	4.62	5.53
Rate of removable appliances per 100 fixed appliances - completed treatment (rolling 12 month period)	21	812	2.59	3.88	4.60
% of courses of treatment with removable appliances only - proposed treatment (rolling 12 month period)	14	441	3.2%	1.6%	1.9%
% of courses of treatment with removable appliances only - completed treatment (rolling 12 month period)	9	427	2.1%	1.5%	1.4%
% of patients satisfied with the treatment they have received (rolling 12 month period)	8	8	100.0%	96.1%	95.9%

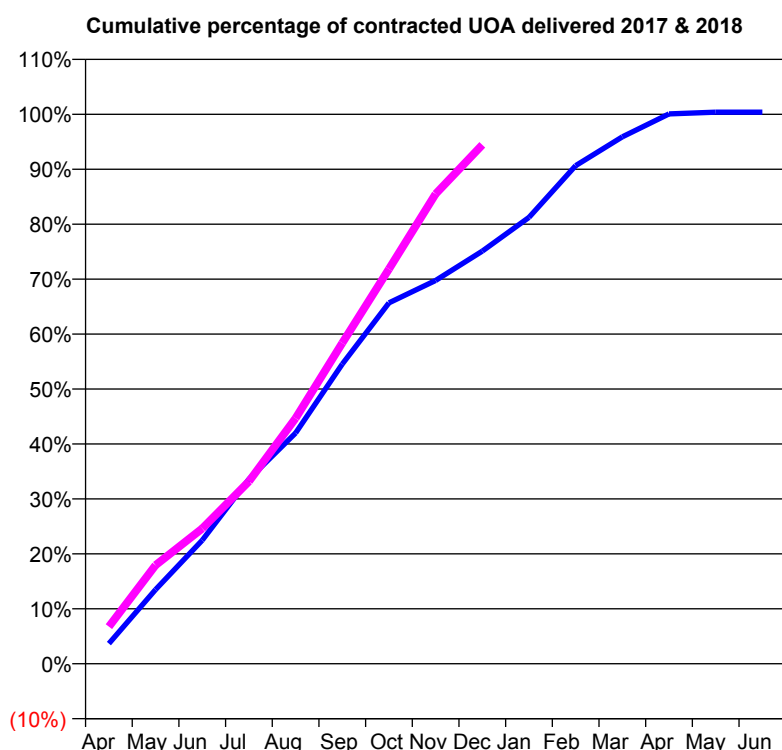
* Figures in italics indicate that the base number is less than 100.

Q65 - Vital Signs Orthodontic At a Glance Contract Report for 161136/0001 - December 2017

Name or company name	Straight & Bright Dental LTD
Contract type name	PDS Contract
Purpose of contract	General and Orthodontic
Contract start date	01/04/2011
Contract end date	31/03/2021

17/18 Contracted general activity (UDA)	388
Carry forward general activity (UDA)	10
17/18 Contracted orthodontic activity (UOA)	6,957
Carry forward orthodontic activity (UOA)	0
Baseline contract value	£508,763.47

ACCESS	Contract	England and Wales
24 month ratio of assessments to patient IDs	1.16	1.09

ACTIVITY


Month	Adjusted Scheduled Activity (UOA)	
	2017	2018
April	255	471
May	940	1,249
June	1,564	1,712
July	2,338	2,309
August	2,922	3,109
September	3,794	4,061
October	4,570	4,998
November	4,853	5,948
December	5,224	6,570
January	5,652	
February	6,307	
March	6,671	
April	6,962	
May	6,983	
June	6,984	

QUALITY	Contract Quantity	Contract Base Number	Contract *	Region	England
% of all assessments that were assess and fit appliances (rolling 12 month period)	380	988	38.5%	61.9%	58.6%
% of all assessments that were assess and refuse (rolling 12 month period)	120	988	12.1%	9.9%	11.3%
% of all assessments that were assess and review (rolling 12 month period)	488	988	49.4%	28.2%	30.0%
% of terminated courses where treatment was abandoned or discontinued (rolling 12 month period)	25	263	9.5%	7.3%	7.4%
% of completed treatments indicating that PAR score was taken (year to date)	100	210	47.6%	67.6%	64.3%
Rate of removable appliances per 100 fixed appliances - proposed treatment (rolling 12 month period)	13	474	2.74	4.62	5.53
Rate of removable appliances per 100 fixed appliances - completed treatment (rolling 12 month period)	7	393	1.78	3.88	4.60
% of courses of treatment with removable appliances only - proposed treatment (rolling 12 month period)	13	380	3.4%	1.6%	1.9%
% of courses of treatment with removable appliances only - completed treatment (rolling 12 month period)	1	238	0.4%	1.5%	1.4%
% of patients satisfied with the treatment they have received (rolling 12 month period)	17	17	100.0%	96.1%	95.9%

* Figures in italics indicate that the base number is less than 100.

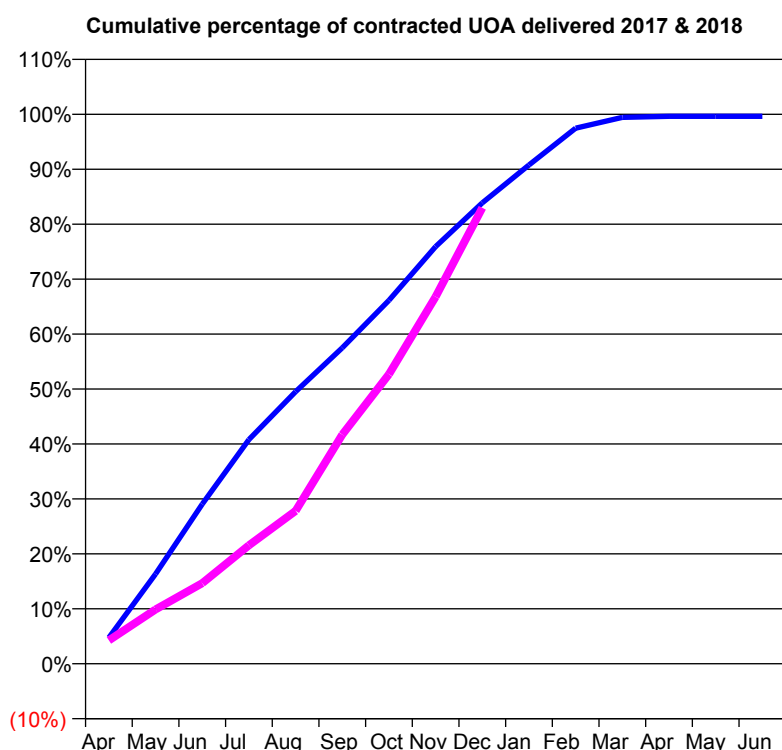
Q65 - Vital Signs Orthodontic At a Glance Contract Report for 176710/0001 - December 2017

Name or company name	Q Dental Care Limited
Contract type name	PDS Contract
Purpose of contract	General and Orthodontic
Contract start date	01/04/2008
Contract end date	31/03/2018

17/18 Contracted general activity (UDA)	630
Carry forward general activity (UDA)	0
17/18 Contracted orthodontic activity (UOA)	15,713
Carry forward orthodontic activity (UOA)	59
Baseline contract value	£1,081,022.62

ACCESS

	Contract	England and Wales
24 month ratio of assessments to patient IDs	1.03	1.09

ACTIVITY


Month	Adjusted Scheduled Activity (UOA)	
	2017	2018
April	749	670
May	2,570	1,553
June	4,565	2,304
July	6,410	3,387
August	7,781	4,371
September	9,035	6,554
October	10,391	8,279
November	11,928	10,495
December	13,179	13,039
January	14,264	
February	15,315	
March	15,625	
April	15,654	
May	15,654	
June	15,654	

QUALITY

	Contract Quantity	Contract Base Number	Contract *	Region	England
% of all assessments that were assess and fit appliances (rolling 12 month period)	725	1,262	57.4%	61.9%	58.6%
% of all assessments that were assess and refuse (rolling 12 month period)	169	1,262	13.4%	9.9%	11.3%
% of all assessments that were assess and review (rolling 12 month period)	368	1,262	29.2%	28.2%	30.0%
% of terminated courses where treatment was abandoned or discontinued (rolling 12 month period)	27	624	4.3%	7.3%	7.4%
% of completed treatments indicating that PAR score was taken (year to date)	96	473	20.3%	67.6%	64.3%
Rate of removable appliances per 100 fixed appliances - proposed treatment (rolling 12 month period)	3	1,424	0.21	4.62	5.53
Rate of removable appliances per 100 fixed appliances - completed treatment (rolling 12 month period)	4	1,168	0.34	3.88	4.60
% of courses of treatment with removable appliances only - proposed treatment (rolling 12 month period)	0	725	0.0%	1.6%	1.9%
% of courses of treatment with removable appliances only - completed treatment (rolling 12 month period)	3	597	0.5%	1.5%	1.4%
% of patients satisfied with the treatment they have received (rolling 12 month period)	7	7	100.0%	96.1%	95.9%

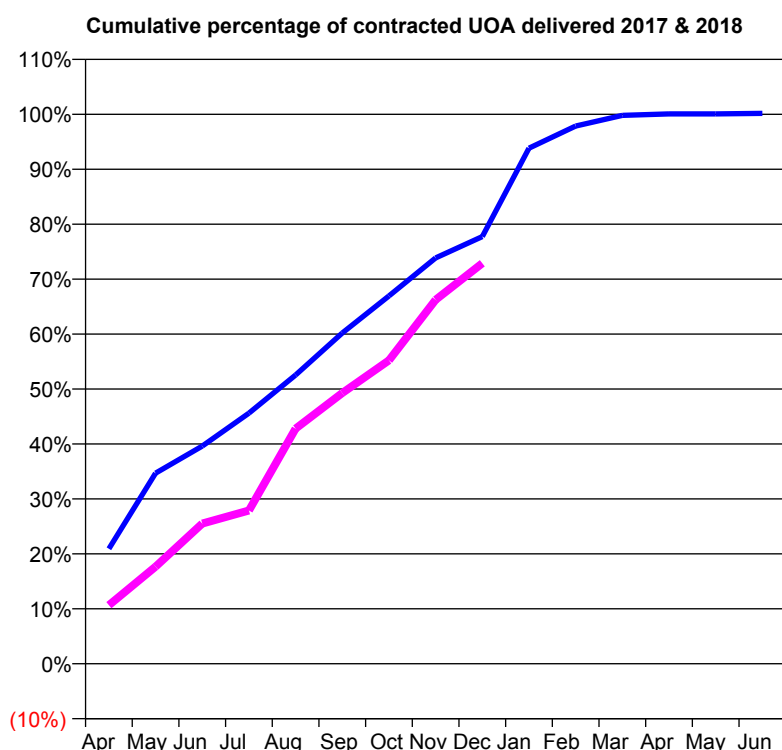
* Figures in italics indicate that the base number is less than 100.

Q65 - Vital Signs Orthodontic At a Glance Contract Report for 176710/0003 - December 2017

Name or company name	Q Dental Care Limited
Contract type name	PDS Contract
Purpose of contract	Orthodontic
Contract start date	01/04/2008
Contract end date	31/03/2018

17/18 Contracted general activity (UDA)	0
Carry forward general activity (UDA)	0
17/18 Contracted orthodontic activity (UOA)	21,588
Carry forward orthodontic activity (UOA)	0
Baseline contract value	£1,465,995.24

ACCESS	Contract	England and Wales
24 month ratio of assessments to patient IDs	1.15	1.09

ACTIVITY


Month	Adjusted Scheduled Activity (UOA)	
	2017	2018
April	4,519	2,301
May	7,490	3,819
June	8,554	5,507
July	9,846	6,022
August	11,344	9,241
September	12,995	10,636
October	14,451	11,919
November	15,944	14,300
December	16,780	15,734
January	20,256	
February	21,127	
March	21,543	
April	21,604	
May	21,604	
June	21,625	

QUALITY	Contract Quantity	Contract Base Number	Contract *	Region	England
% of all assessments that were assess and fit appliances (rolling 12 month period)	966	1,688	57.2%	61.9%	58.6%
% of all assessments that were assess and refuse (rolling 12 month period)	204	1,688	12.1%	9.9%	11.3%
% of all assessments that were assess and review (rolling 12 month period)	518	1,688	30.7%	28.2%	30.0%
% of terminated courses where treatment was abandoned or discontinued (rolling 12 month period)	43	822	5.2%	7.3%	7.4%
% of completed treatments indicating that PAR score was taken (year to date)	180	559	32.2%	67.6%	64.3%
Rate of removable appliances per 100 fixed appliances - proposed treatment (rolling 12 month period)	32	1,880	1.70	4.62	5.53
Rate of removable appliances per 100 fixed appliances - completed treatment (rolling 12 month period)	16	1,479	1.08	3.88	4.60
% of courses of treatment with removable appliances only - proposed treatment (rolling 12 month period)	16	966	1.7%	1.6%	1.9%
% of courses of treatment with removable appliances only - completed treatment (rolling 12 month period)	12	779	1.5%	1.5%	1.4%
% of patients satisfied with the treatment they have received (rolling 12 month period)	30	30	100.0%	96.1%	95.9%

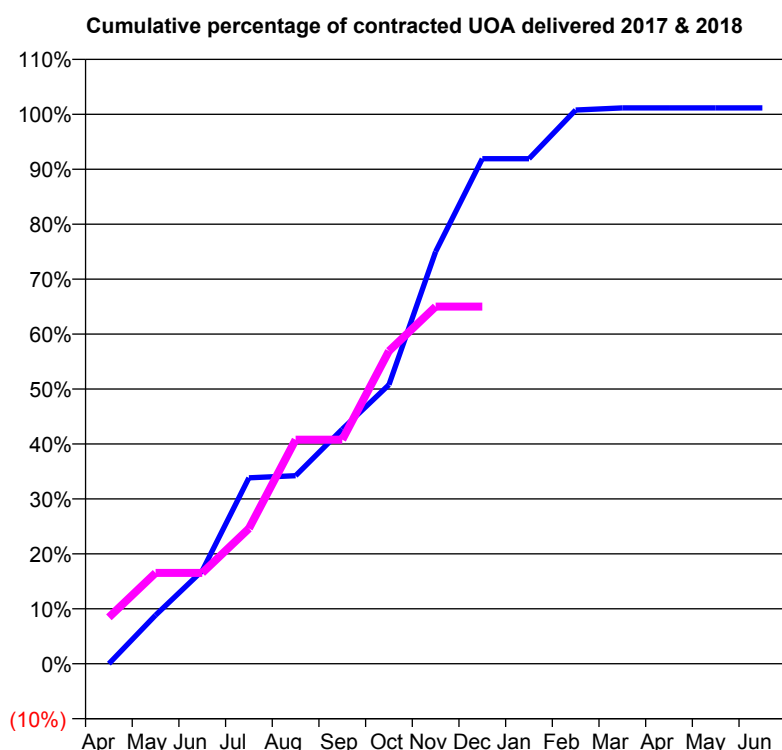
* Figures in italics indicate that the base number is less than 100.

Q65 - Vital Signs Orthodontic At a Glance Contract Report for 186716/0001 - December 2017

Name or company name	Parkfield Dental Surgery Ltd
Contract type name	GDS Contract
Purpose of contract	General and Orthodontic
Contract start date	01/04/2007
Contract end date	

17/18 Contracted general activity (UDA)	29,027
Carry forward general activity (UDA)	0
17/18 Contracted orthodontic activity (UOA)	260
Carry forward orthodontic activity (UOA)	0
Baseline contract value	£710,891.38

ACCESS	Contract	England and Wales
24 month ratio of assessments to patient IDs	1.03	1.09

ACTIVITY


Month	Adjusted Scheduled Activity (UOA)	
	2017	2018
April	0	22
May	23	43
June	44	43
July	88	64
August	89	106
September	111	106
October	132	148
November	195	169
December	239	169
January	239	
February	262	
March	263	
April	263	
May	263	
June	263	

QUALITY	Contract Quantity	Contract Base Number	Contract *	Region	England
% of all assessments that were assess and fit appliances (rolling 12 month period)	9	14	64.3%	61.9%	58.6%
% of all assessments that were assess and refuse (rolling 12 month period)	2	14	14.3%	9.9%	11.3%
% of all assessments that were assess and review (rolling 12 month period)	3	14	21.4%	28.2%	30.0%
% of terminated courses where treatment was abandoned or discontinued (rolling 12 month period)	0	2	0.0%	7.3%	7.4%
% of completed treatments indicating that PAR score was taken (year to date)	1	2	50.0%	67.6%	64.3%
Rate of removable appliances per 100 fixed appliances - proposed treatment (rolling 12 month period)	0	18	0.00	4.62	5.53
Rate of removable appliances per 100 fixed appliances - completed treatment (rolling 12 month period)	0	4	0.00	3.88	4.60
% of courses of treatment with removable appliances only - proposed treatment (rolling 12 month period)	0	9	0.0%	1.6%	1.9%
% of courses of treatment with removable appliances only - completed treatment (rolling 12 month period)	0	2	0.0%	1.5%	1.4%
% of patients satisfied with the treatment they have received (rolling 12 month period)	0	0	N/A	96.1%	95.9%

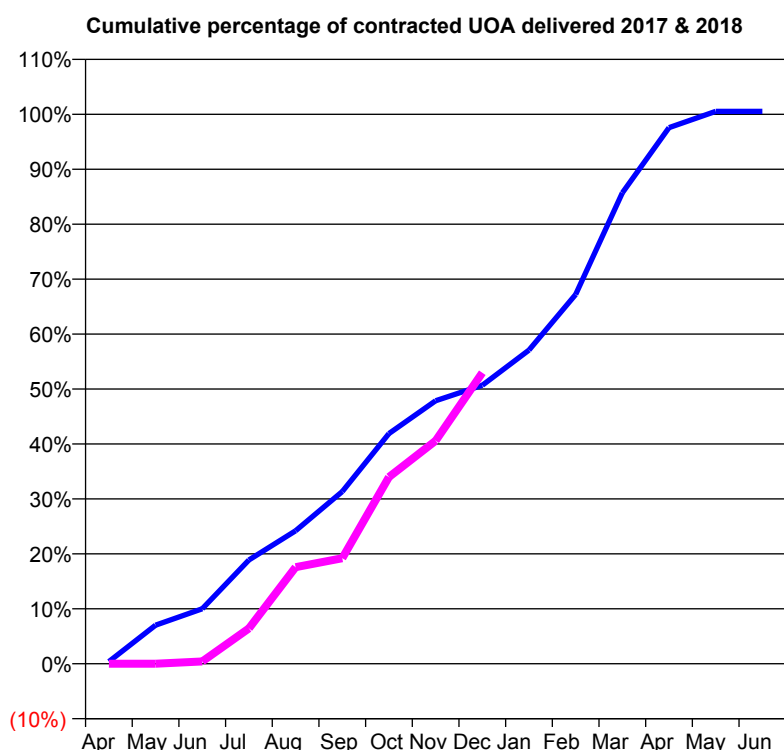
* Figures in italics indicate that the base number is less than 100.

Q65 - Vital Signs Orthodontic At a Glance Contract Report for 186872/0009 - December 2017

Name or company name	ORTHOWORLD 2000 LTD
Contract type name	PDS Contract
Purpose of contract	Orthodontic
Contract start date	01/04/2006
Contract end date	31/03/2018

17/18 Contracted general activity (UDA)	0
Carry forward general activity (UDA)	0
17/18 Contracted orthodontic activity (UOA)	15,648
Carry forward orthodontic activity (UOA)	0
Baseline contract value	£1,051,331.82

ACCESS	Contract	England and Wales
24 month ratio of assessments to patient IDs	1.04	1.09

ACTIVITY


Month	Adjusted Scheduled Activity (UOA)	
	2017	2018
April	63	0
May	1,098	0
June	1,565	65
July	2,957	1,010
August	3,789	2,753
September	4,903	3,005
October	6,556	5,320
November	7,490	6,351
December	7,930	8,289
January	8,935	
February	10,515	
March	13,411	
April	15,267	
May	15,729	
June	15,729	

QUALITY	Contract Quantity	Contract Base Number	Contract *	Region	England
% of all assessments that were assess and fit appliances (rolling 12 month period)	764	937	81.5%	61.9%	58.6%
% of all assessments that were assess and refuse (rolling 12 month period)	39	937	4.2%	9.9%	11.3%
% of all assessments that were assess and review (rolling 12 month period)	134	937	14.3%	28.2%	30.0%
% of terminated courses where treatment was abandoned or discontinued (rolling 12 month period)	74	539	13.7%	7.3%	7.4%
% of completed treatments indicating that PAR score was taken (year to date)	245	284	86.3%	67.6%	64.3%
Rate of removable appliances per 100 fixed appliances - proposed treatment (rolling 12 month period)	34	1,483	2.29	4.62	5.53
Rate of removable appliances per 100 fixed appliances - completed treatment (rolling 12 month period)	17	914	1.86	3.88	4.60
% of courses of treatment with removable appliances only - proposed treatment (rolling 12 month period)	10	764	1.3%	1.6%	1.9%
% of courses of treatment with removable appliances only - completed treatment (rolling 12 month period)	3	465	0.6%	1.5%	1.4%
% of patients satisfied with the treatment they have received (rolling 12 month period)	37	38	97.4%	96.1%	95.9%

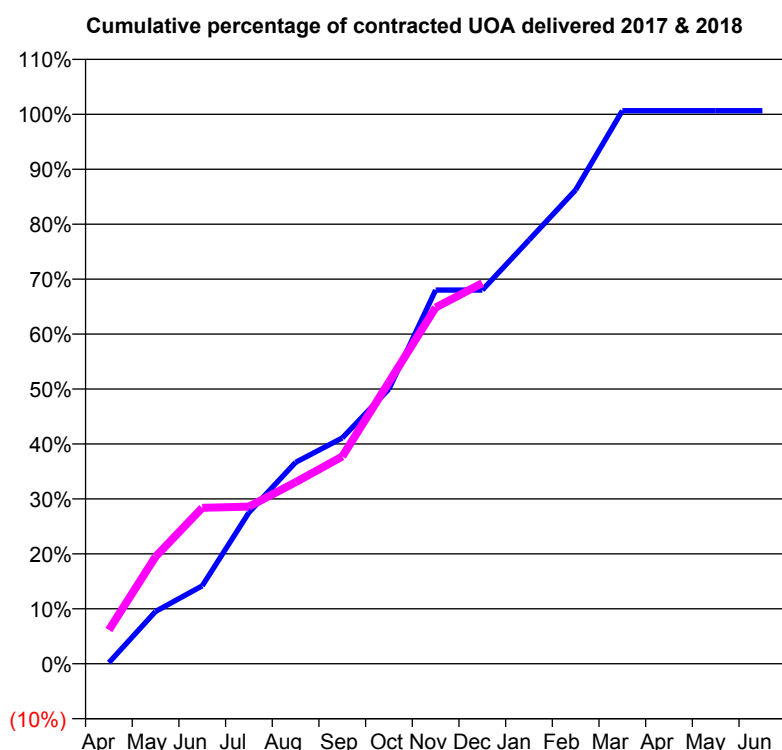
* Figures in italics indicate that the base number is less than 100.

Q65 - Vital Signs Orthodontic At a Glance Contract Report for 197963/0001 - December 2017

Name or company name	Linden House Dental Practice
Contract type name	GDS Contract
Purpose of contract	General and Orthodontic
Contract start date	01/02/2011
Contract end date	

17/18 Contracted general activity (UDA)	3,702
Carry forward general activity (UDA)	0
17/18 Contracted orthodontic activity (UOA)	472
Carry forward orthodontic activity (UOA)	0
Baseline contract value	£119,698.50

ACCESS	Contract	England and Wales
24 month ratio of assessments to patient IDs	1.00	1.09

ACTIVITY


Month	Adjusted Scheduled Activity (UOA)	
	2017	2018
April	1	29
May	45	92
June	67	134
July	130	135
August	173	156
September	194	178
October	236	242
November	321	306
December	321	327
January	364	
February	407	
March	475	
April	475	
May	475	
June	475	

QUALITY	Contract Quantity	Contract Base Number	Contract *	Region	England
% of all assessments that were assess and fit appliances (rolling 12 month period)	25	32	78.1%	61.9%	58.6%
% of all assessments that were assess and refuse (rolling 12 month period)	2	32	6.3%	9.9%	11.3%
% of all assessments that were assess and review (rolling 12 month period)	5	32	15.6%	28.2%	30.0%
% of terminated courses where treatment was abandoned or discontinued (rolling 12 month period)	0	24	0.0%	7.3%	7.4%
% of completed treatments indicating that PAR score was taken (year to date)	17	17	100.0%	67.6%	64.3%
Rate of removable appliances per 100 fixed appliances - proposed treatment (rolling 12 month period)	7	30	23.33	4.62	5.53
Rate of removable appliances per 100 fixed appliances - completed treatment (rolling 12 month period)	0	1	0.00	3.88	4.60
% of courses of treatment with removable appliances only - proposed treatment (rolling 12 month period)	7	25	28.0%	1.6%	1.9%
% of courses of treatment with removable appliances only - completed treatment (rolling 12 month period)	0	24	0.0%	1.5%	1.4%
% of patients satisfied with the treatment they have received (rolling 12 month period)	2	2	100.0%	96.1%	95.9%

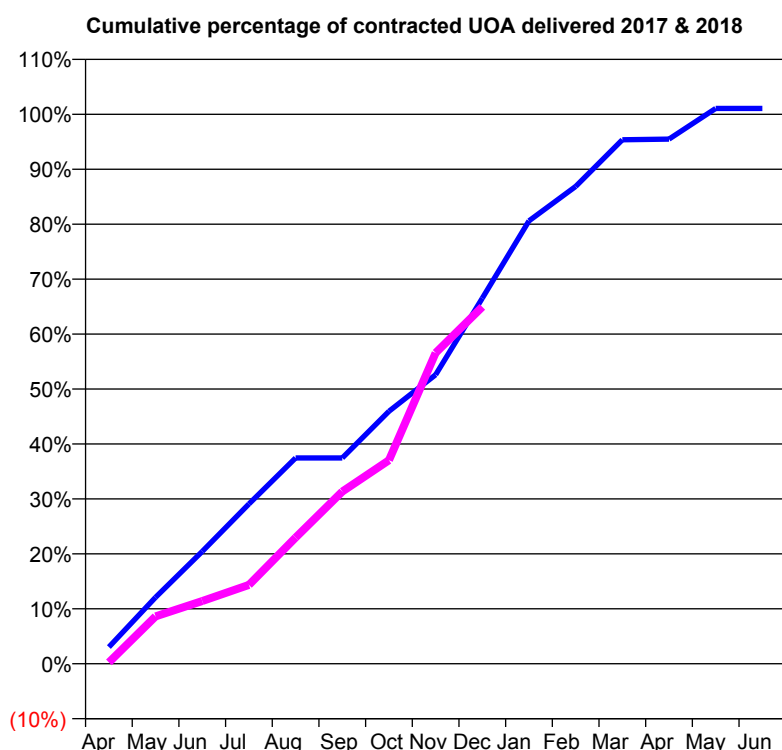
* Figures in italics indicate that the base number is less than 100.

Q65 - Vital Signs Orthodontic At a Glance Contract Report for 222399/0001 - December 2017

Name or company name	MR S KUMORDZIE
Contract type name	GDS Contract
Purpose of contract	General and Orthodontic
Contract start date	01/04/2006
Contract end date	

17/18 Contracted general activity (UDA)	5,751
Carry forward general activity (UDA)	0
17/18 Contracted orthodontic activity (UOA)	753
Carry forward orthodontic activity (UOA)	0
Baseline contract value	£186,613.79

ACCESS	Contract	England and Wales
24 month ratio of assessments to patient IDs	1.07	1.09

ACTIVITY


Month	Adjusted Scheduled Activity (UOA)	
	2017	2018
April	23	2
May	91	65
June	154	86
July	219	108
August	282	173
September	282	236
October	346	279
November	396	426
December	501	489
January	607	
February	654	
March	718	
April	719	
May	761	
June	761	

QUALITY	Contract Quantity	Contract Base Number	Contract *	Region	England
% of all assessments that were assess and fit appliances (rolling 12 month period)	36	52	69.2%	61.9%	58.6%
% of all assessments that were assess and refuse (rolling 12 month period)	7	52	13.5%	9.9%	11.3%
% of all assessments that were assess and review (rolling 12 month period)	9	52	17.3%	28.2%	30.0%
% of terminated courses where treatment was abandoned or discontinued (rolling 12 month period)	2	42	4.8%	7.3%	7.4%
% of completed treatments indicating that PAR score was taken (year to date)	9	30	30.0%	67.6%	64.3%
Rate of removable appliances per 100 fixed appliances - proposed treatment (rolling 12 month period)	0	0	N/A	4.62	5.53
Rate of removable appliances per 100 fixed appliances - completed treatment (rolling 12 month period)	0	0	N/A	3.88	4.60
% of courses of treatment with removable appliances only - proposed treatment (rolling 12 month period)	0	36	0.0%	1.6%	1.9%
% of courses of treatment with removable appliances only - completed treatment (rolling 12 month period)	0	40	0.0%	1.5%	1.4%
% of patients satisfied with the treatment they have received (rolling 12 month period)	0	0	N/A	96.1%	95.9%

* Figures in italics indicate that the base number is less than 100.

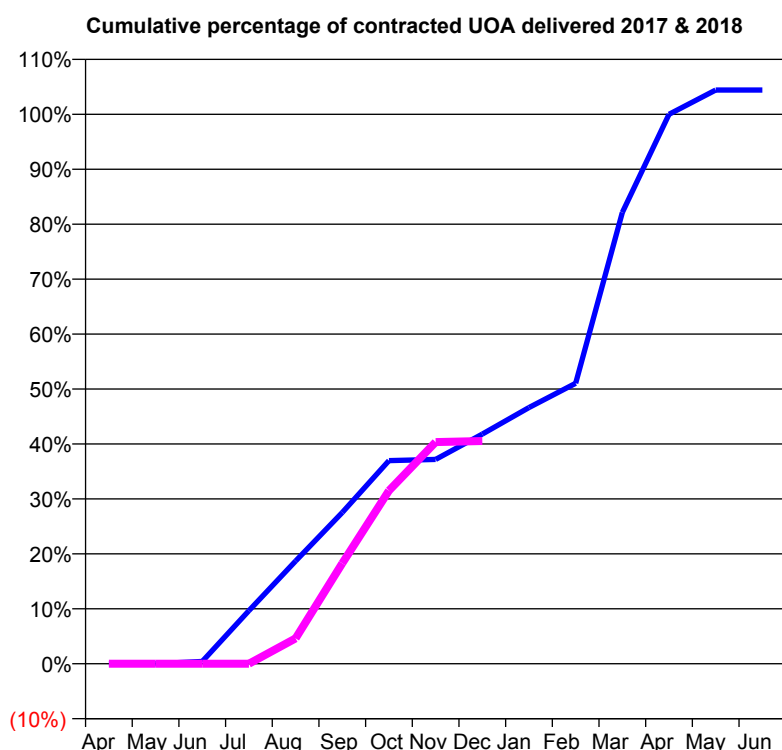
Q65 - Vital Signs Orthodontic At a Glance Contract Report for 331791/0001 - December 2017

Name or company name	MR AM RICHARDS
Contract type name	PDS Contract
Purpose of contract	Orthodontic
Contract start date	01/04/2006
Contract end date	31/03/2018

17/18 Contracted general activity (UDA)	0
Carry forward general activity (UDA)	0
17/18 Contracted orthodontic activity (UOA)	476
Carry forward orthodontic activity (UOA)	0
Baseline contract value	£31,980.29

ACCESS

	Contract	England and Wales
24 month ratio of assessments to patient IDs	1.01	1.09

ACTIVITY


Month	Adjusted Scheduled Activity (UOA)	
	2017	2018
April	0	0
May	0	0
June	2	0
July	46	0
August	89	22
September	131	87
October	176	150
November	177	192
December	199	193
January	222	
February	243	
March	391	
April	476	
May	497	
June	497	

QUALITY

	Contract Quantity	Contract Base Number	Contract *	Region	England
% of all assessments that were assess and fit appliances (rolling 12 month period)	23	31	74.2%	61.9%	58.6%
% of all assessments that were assess and refuse (rolling 12 month period)	3	31	9.7%	9.9%	11.3%
% of all assessments that were assess and review (rolling 12 month period)	5	31	16.1%	28.2%	30.0%
% of terminated courses where treatment was abandoned or discontinued (rolling 12 month period)	2	17	11.8%	7.3%	7.4%
% of completed treatments indicating that PAR score was taken (year to date)	9	11	81.8%	67.6%	64.3%
Rate of removable appliances per 100 fixed appliances - proposed treatment (rolling 12 month period)	0	46	0.00	4.62	5.53
Rate of removable appliances per 100 fixed appliances - completed treatment (rolling 12 month period)	0	0	N/A	3.88	4.60
% of courses of treatment with removable appliances only - proposed treatment (rolling 12 month period)	0	23	0.0%	1.6%	1.9%
% of courses of treatment with removable appliances only - completed treatment (rolling 12 month period)	0	15	0.0%	1.5%	1.4%
% of patients satisfied with the treatment they have received (rolling 12 month period)	0	0	N/A	96.1%	95.9%

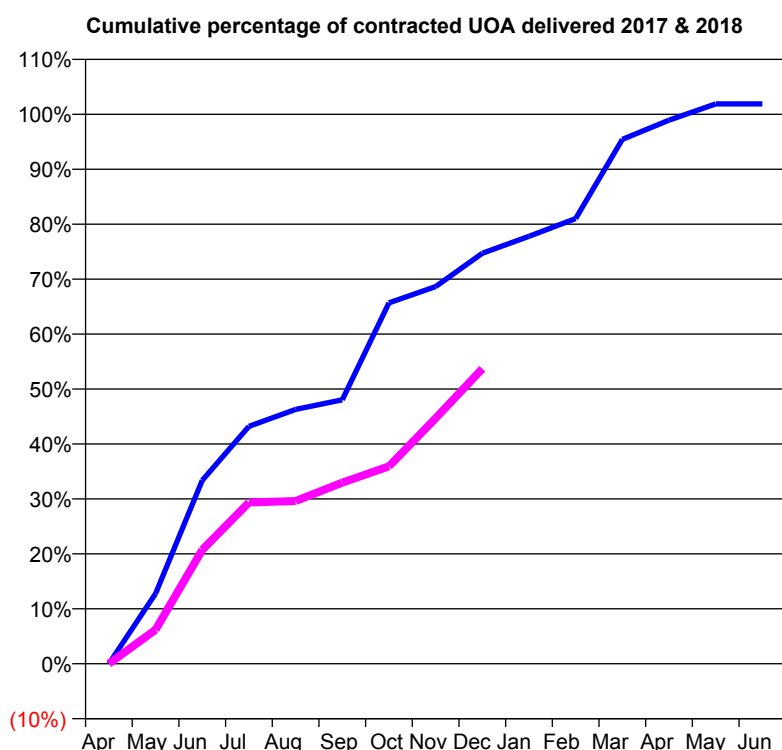
* Figures in italics indicate that the base number is less than 100.

Q65 - Vital Signs Orthodontic At a Glance Contract Report for 568031/0001 - December 2017

Name or company name	MR SC LAWSON
Contract type name	GDS Contract
Purpose of contract	General and Orthodontic
Contract start date	01/01/2015
Contract end date	

17/18 Contracted general activity (UDA)	2,000
Carry forward general activity (UDA)	0
17/18 Contracted orthodontic activity (UOA)	743
Carry forward orthodontic activity (UOA)	0
Baseline contract value	£97,288.14

ACCESS	Contract	England and Wales
24 month ratio of assessments to patient IDs	1.11	1.09

ACTIVITY


Month	Adjusted Scheduled Activity (UOA)	
	2017	2018
April	0	0
May	95	46
June	248	154
July	321	218
August	344	220
September	357	245
October	488	267
November	510	332
December	555	399
January	578	
February	602	
March	709	
April	735	
May	757	
June	757	

QUALITY	Contract Quantity	Contract Base Number	Contract *	Region	England
% of all assessments that were assess and fit appliances (rolling 12 month period)	28	59	47.5%	61.9%	58.6%
% of all assessments that were assess and refuse (rolling 12 month period)	4	59	6.8%	9.9%	11.3%
% of all assessments that were assess and review (rolling 12 month period)	27	59	45.8%	28.2%	30.0%
% of terminated courses where treatment was abandoned or discontinued (rolling 12 month period)	0	32	0.0%	7.3%	7.4%
% of completed treatments indicating that PAR score was taken (year to date)	24	24	100.0%	67.6%	64.3%
Rate of removable appliances per 100 fixed appliances - proposed treatment (rolling 12 month period)	11	53	20.75	4.62	5.53
Rate of removable appliances per 100 fixed appliances - completed treatment (rolling 12 month period)	0	51	0.00	3.88	4.60
% of courses of treatment with removable appliances only - proposed treatment (rolling 12 month period)	1	28	3.6%	1.6%	1.9%
% of courses of treatment with removable appliances only - completed treatment (rolling 12 month period)	0	32	0.0%	1.5%	1.4%
% of patients satisfied with the treatment they have received (rolling 12 month period)	0	0	N/A	96.1%	95.9%

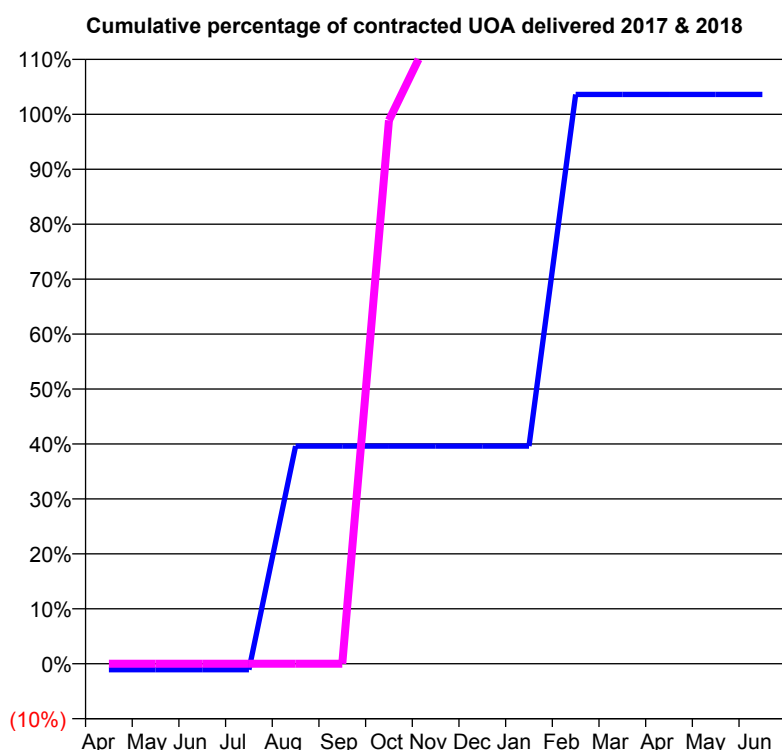
* Figures in italics indicate that the base number is less than 100.

Q65 - Vital Signs Orthodontic At a Glance Contract Report for 618942/0004 - December 2017

Name or company name	MR SP CHADWICK
Contract type name	PDS Contract
Purpose of contract	Orthodontic
Contract start date	06/04/2010
Contract end date	30/11/2019

17/18 Contracted general activity (UDA)	0
Carry forward general activity (UDA)	0
17/18 Contracted orthodontic activity (UOA)	361
Carry forward orthodontic activity (UOA)	0
Baseline contract value	£28,452.02

ACCESS	Contract	England and Wales
24 month ratio of assessments to patient IDs	1.00	1.09

ACTIVITY


Month	Adjusted Scheduled Activity (UOA)	
	2017	2018
April	-4	0
May	-4	0
June	-4	0
July	-4	0
August	143	0
September	143	0
October	143	357
November	143	420
December	143	420
January	143	
February	374	
March	374	
April	374	
May	374	
June	374	

QUALITY	Contract Quantity	Contract Base Number	Contract *	Region	England
% of all assessments that were assess and fit appliances (rolling 12 month period)	31	31	100.0%	61.9%	58.6%
% of all assessments that were assess and refuse (rolling 12 month period)	0	31	0.0%	9.9%	11.3%
% of all assessments that were assess and review (rolling 12 month period)	0	31	0.0%	28.2%	30.0%
% of terminated courses where treatment was abandoned or discontinued (rolling 12 month period)	1	47	2.1%	7.3%	7.4%
% of completed treatments indicating that PAR score was taken (year to date)	14	14	100.0%	67.6%	64.3%
Rate of removable appliances per 100 fixed appliances - proposed treatment (rolling 12 month period)	0	0	N/A	4.62	5.53
Rate of removable appliances per 100 fixed appliances - completed treatment (rolling 12 month period)	6	91	6.59	3.88	4.60
% of courses of treatment with removable appliances only - proposed treatment (rolling 12 month period)	0	31	0.0%	1.6%	1.9%
% of courses of treatment with removable appliances only - completed treatment (rolling 12 month period)	0	46	0.0%	1.5%	1.4%
% of patients satisfied with the treatment they have received (rolling 12 month period)	1	1	100.0%	96.1%	95.9%

* Figures in italics indicate that the base number is less than 100.

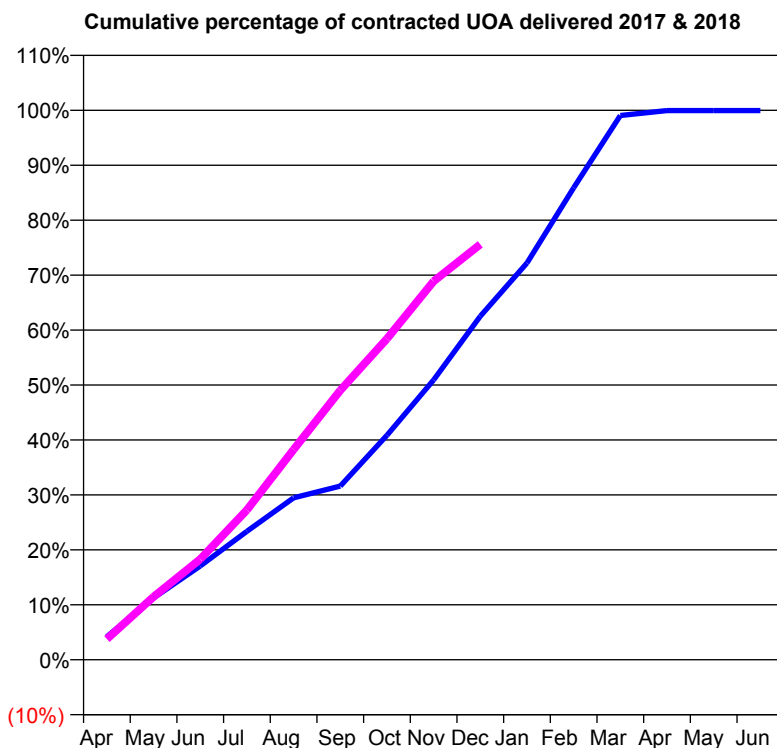
Q65 - Vital Signs Orthodontic At a Glance Contract Report for 644927/0003 - December 2017

Name or company name	MR MR BRICKLEY
Contract type name	PDS Contract
Purpose of contract	Orthodontic
Contract start date	01/04/2006
Contract end date	31/03/2018

17/18 Contracted general activity (UDA)	0
Carry forward general activity (UDA)	0
17/18 Contracted orthodontic activity (UOA)	14,874
Carry forward orthodontic activity (UOA)	10
Baseline contract value	£1,040,376.22

ACCESS

	Contract	England and Wales
24 month ratio of assessments to patient IDs	1.11	1.09

ACTIVITY


Month	Adjusted Scheduled Activity (UOA)	
	2017	2018
April	626	560
May	1,672	1,707
June	2,540	2,724
July	3,477	4,057
August	4,384	5,689
September	4,700	7,293
October	6,077	8,689
November	7,574	10,244
December	9,300	11,244
January	10,741	
February	12,775	
March	14,732	
April	14,864	
May	14,864	
June	14,864	

QUALITY

	Contract Quantity	Contract Base Number	Contract *	Region	England
% of all assessments that were assess and fit appliances (rolling 12 month period)	804	923	87.1%	61.9%	58.6%
% of all assessments that were assess and refuse (rolling 12 month period)	108	923	11.7%	9.9%	11.3%
% of all assessments that were assess and review (rolling 12 month period)	11	923	1.2%	28.2%	30.0%
% of terminated courses where treatment was abandoned or discontinued (rolling 12 month period)	28	697	4.0%	7.3%	7.4%
% of completed treatments indicating that PAR score was taken (year to date)	410	531	77.2%	67.6%	64.3%
Rate of removable appliances per 100 fixed appliances - proposed treatment (rolling 12 month period)	40	1,576	2.54	4.62	5.53
Rate of removable appliances per 100 fixed appliances - completed treatment (rolling 12 month period)	31	1,286	2.41	3.88	4.60
% of courses of treatment with removable appliances only - proposed treatment (rolling 12 month period)	8	804	1.0%	1.6%	1.9%
% of courses of treatment with removable appliances only - completed treatment (rolling 12 month period)	10	669	1.5%	1.5%	1.4%
% of patients satisfied with the treatment they have received (rolling 12 month period)	35	39	89.7%	96.1%	95.9%

* Figures in italics indicate that the base number is less than 100.

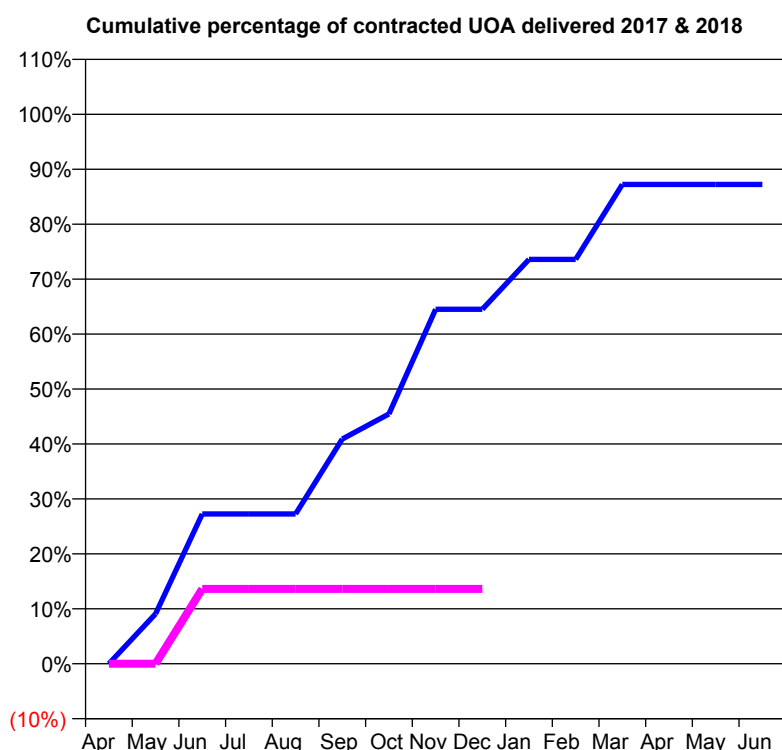
Q65 - Vital Signs Orthodontic At a Glance Contract Report for 740594/0002 - December 2017

Name or company name	MISS JM HAYES
Contract type name	PDS Contract
Purpose of contract	Orthodontic
Contract start date	01/04/2006
Contract end date	31/12/2020

17/18 Contracted general activity (UDA)	0
Carry forward general activity (UDA)	0
17/18 Contracted orthodontic activity (UOA)	308
Carry forward orthodontic activity (UOA)	0
Baseline contract value	£29,286.60

ACCESS

	Contract	England and Wales
24 month ratio of assessments to patient IDs	1.00	1.09

ACTIVITY


Month	Adjusted Scheduled Activity (UOA)	
	2017	2018
April	0	0
May	42	0
June	126	42
July	126	42
August	126	42
September	189	42
October	210	42
November	298	42
December	298	42
January	340	
February	340	
March	403	
April	403	
May	403	
June	403	

QUALITY

	Contract Quantity	Contract Base Number	Contract *	Region	England
% of all assessments that were assess and fit appliances (rolling 12 month period)	7	7	100.0%	61.9%	58.6%
% of all assessments that were assess and refuse (rolling 12 month period)	0	7	0.0%	9.9%	11.3%
% of all assessments that were assess and review (rolling 12 month period)	0	7	0.0%	28.2%	30.0%
% of terminated courses where treatment was abandoned or discontinued (rolling 12 month period)	0	11	0.0%	7.3%	7.4%
% of completed treatments indicating that PAR score was taken (year to date)	4	5	80.0%	67.6%	64.3%
Rate of removable appliances per 100 fixed appliances - proposed treatment (rolling 12 month period)	1	14	7.14	4.62	5.53
Rate of removable appliances per 100 fixed appliances - completed treatment (rolling 12 month period)	1	22	4.55	3.88	4.60
% of courses of treatment with removable appliances only - proposed treatment (rolling 12 month period)	0	7	0.0%	1.6%	1.9%
% of courses of treatment with removable appliances only - completed treatment (rolling 12 month period)	0	11	0.0%	1.5%	1.4%
% of patients satisfied with the treatment they have received (rolling 12 month period)	0	0	N/A	96.1%	95.9%

* Figures in italics indicate that the base number is less than 100.

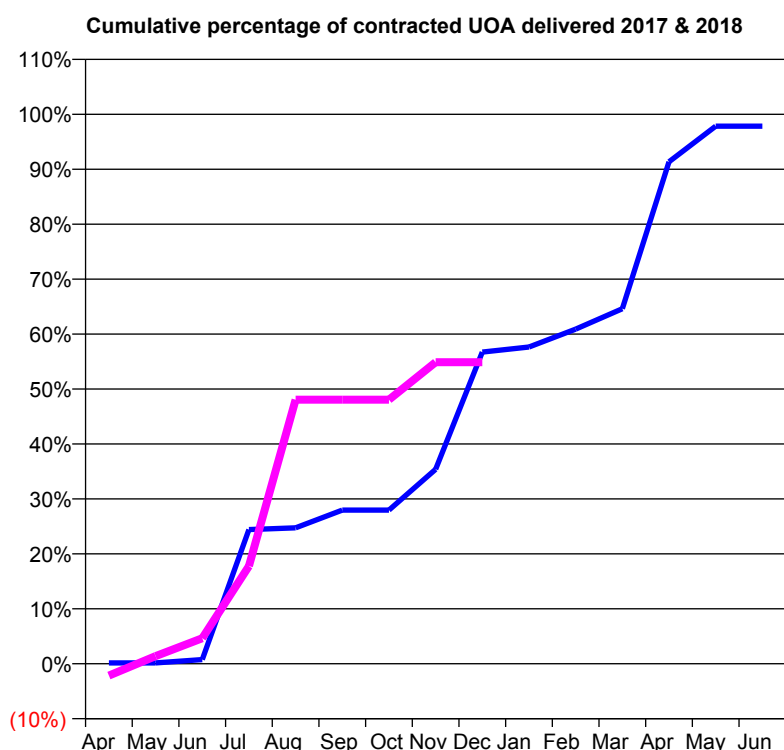
Q65 - Vital Signs Orthodontic At a Glance Contract Report for 810339/0001 - December 2017

Name or company name	MRS C MATHIESON
Contract type name	PDS Contract
Purpose of contract	Orthodontic
Contract start date	01/04/2006
Contract end date	31/03/2021

17/18 Contracted general activity (UDA)	0
Carry forward general activity (UDA)	0
17/18 Contracted orthodontic activity (UOA)	647
Carry forward orthodontic activity (UOA)	14
Baseline contract value	£43,924.62

ACCESS

	Contract	England and Wales
24 month ratio of assessments to patient IDs	1.13	1.09

ACTIVITY


Month	Adjusted Scheduled Activity (UOA)	
	2017	2018
April	1	-14
May	1	9
June	5	30
July	158	115
August	160	311
September	181	311
October	181	311
November	229	355
December	367	355
January	373	
February	394	
March	418	
April	591	
May	633	
June	633	

QUALITY

	Contract Quantity	Contract Base Number	Contract *	Region	England
% of all assessments that were assess and fit appliances (rolling 12 month period)	30	56	53.6%	61.9%	58.6%
% of all assessments that were assess and refuse (rolling 12 month period)	8	56	14.3%	9.9%	11.3%
% of all assessments that were assess and review (rolling 12 month period)	18	56	32.1%	28.2%	30.0%
% of terminated courses where treatment was abandoned or discontinued (rolling 12 month period)	0	11	0.0%	7.3%	7.4%
% of completed treatments indicating that PAR score was taken (year to date)	2	7	28.6%	67.6%	64.3%
Rate of removable appliances per 100 fixed appliances - proposed treatment (rolling 12 month period)	3	56	5.36	4.62	5.53
Rate of removable appliances per 100 fixed appliances - completed treatment (rolling 12 month period)	1	20	5.00	3.88	4.60
% of courses of treatment with removable appliances only - proposed treatment (rolling 12 month period)	0	30	0.0%	1.6%	1.9%
% of courses of treatment with removable appliances only - completed treatment (rolling 12 month period)	0	11	0.0%	1.5%	1.4%
% of patients satisfied with the treatment they have received (rolling 12 month period)	4	4	100.0%	96.1%	95.9%

* Figures in italics indicate that the base number is less than 100.

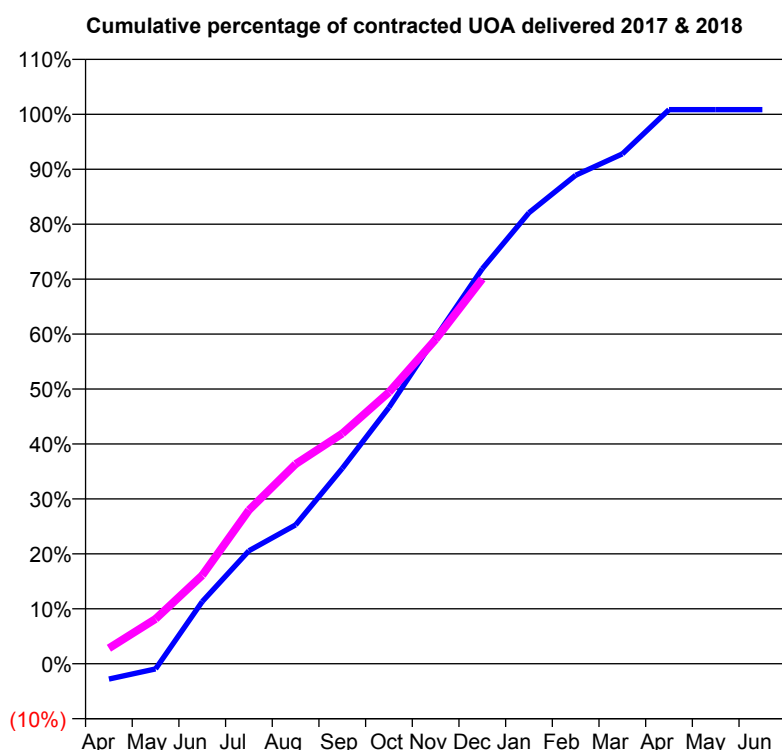
Q65 - Vital Signs Orthodontic At a Glance Contract Report for 813958/0001 - December 2017

Name or company name	MR AA PARFITT
Contract type name	GDS Contract
Purpose of contract	Orthodontic
Contract start date	01/04/2006
Contract end date	

17/18 Contracted general activity (UDA)	0
Carry forward general activity (UDA)	0
17/18 Contracted orthodontic activity (UOA)	8,970
Carry forward orthodontic activity (UOA)	0
Baseline contract value	£602,344.61

ACCESS

	Contract	England and Wales
24 month ratio of assessments to patient IDs	1.00	1.09

ACTIVITY


Month	Adjusted Scheduled Activity (UOA)	
	2017	2018
April	-252	254
May	-86	732
June	1,015	1,445
July	1,844	2,509
August	2,266	3,259
September	3,191	3,758
October	4,184	4,434
November	5,329	5,295
December	6,448	6,284
January	7,363	
February	7,974	
March	8,322	
April	9,045	
May	9,045	
June	9,045	

QUALITY

	Contract Quantity	Contract Base Number	Contract *	Region	England
% of all assessments that were assess and fit appliances (rolling 12 month period)	382	1,274	30.0%	61.9%	58.6%
% of all assessments that were assess and refuse (rolling 12 month period)	376	1,274	29.5%	9.9%	11.3%
% of all assessments that were assess and review (rolling 12 month period)	516	1,274	40.5%	28.2%	30.0%
% of terminated courses where treatment was abandoned or discontinued (rolling 12 month period)	5	355	1.4%	7.3%	7.4%
% of completed treatments indicating that PAR score was taken (year to date)	106	281	37.7%	67.6%	64.3%
Rate of removable appliances per 100 fixed appliances - proposed treatment (rolling 12 month period)	5	742	0.67	4.62	5.53
Rate of removable appliances per 100 fixed appliances - completed treatment (rolling 12 month period)	8	680	1.18	3.88	4.60
% of courses of treatment with removable appliances only - proposed treatment (rolling 12 month period)	5	382	1.3%	1.6%	1.9%
% of courses of treatment with removable appliances only - completed treatment (rolling 12 month period)	6	350	1.7%	1.5%	1.4%
% of patients satisfied with the treatment they have received (rolling 12 month period)	27	27	100.0%	96.1%	95.9%

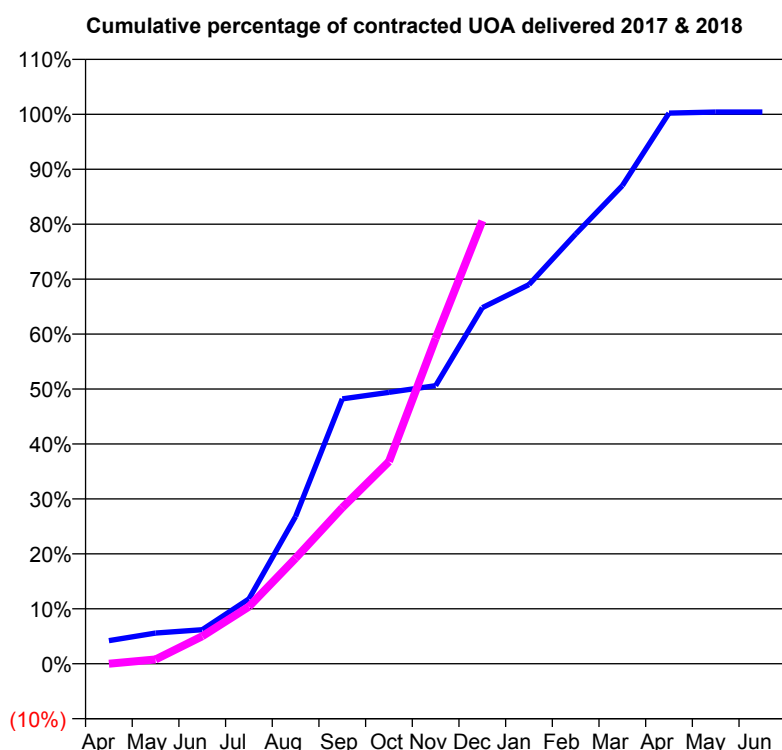
* Figures in italics indicate that the base number is less than 100.

Q65 - Vital Signs Orthodontic At a Glance Contract Report for 836133/0001 - December 2017

Name or company name	MRS LA BARNES
Contract type name	GDS Contract
Purpose of contract	General and Orthodontic
Contract start date	01/06/2013
Contract end date	

17/18 Contracted general activity (UDA)	13,500
Carry forward general activity (UDA)	-16
17/18 Contracted orthodontic activity (UOA)	500
Carry forward orthodontic activity (UOA)	0
Baseline contract value	£337,799.16

ACCESS	Contract	England and Wales
24 month ratio of assessments to patient IDs	1.15	1.09

ACTIVITY


Month	Adjusted Scheduled Activity (UOA)	
	2017	2018
April	21	0
May	28	4
June	31	25
July	59	52
August	134	96
September	241	142
October	247	184
November	253	296
December	324	403
January	345	
February	391	
March	435	
April	501	
May	502	
June	502	

QUALITY	Contract Quantity	Contract Base Number	Contract *	Region	England
% of all assessments that were assess and fit appliances (rolling 12 month period)	27	61	44.3%	61.9%	58.6%
% of all assessments that were assess and refuse (rolling 12 month period)	11	61	18.0%	9.9%	11.3%
% of all assessments that were assess and review (rolling 12 month period)	23	61	37.7%	28.2%	30.0%
% of terminated courses where treatment was abandoned or discontinued (rolling 12 month period)	3	19	15.8%	7.3%	7.4%
% of completed treatments indicating that PAR score was taken (year to date)	11	11	100.0%	67.6%	64.3%
Rate of removable appliances per 100 fixed appliances - proposed treatment (rolling 12 month period)	1	40	2.50	4.62	5.53
Rate of removable appliances per 100 fixed appliances - completed treatment (rolling 12 month period)	0	19	0.00	3.88	4.60
% of courses of treatment with removable appliances only - proposed treatment (rolling 12 month period)	1	27	3.7%	1.6%	1.9%
% of courses of treatment with removable appliances only - completed treatment (rolling 12 month period)	0	16	0.0%	1.5%	1.4%
% of patients satisfied with the treatment they have received (rolling 12 month period)	2	2	100.0%	96.1%	95.9%

* Figures in italics indicate that the base number is less than 100.

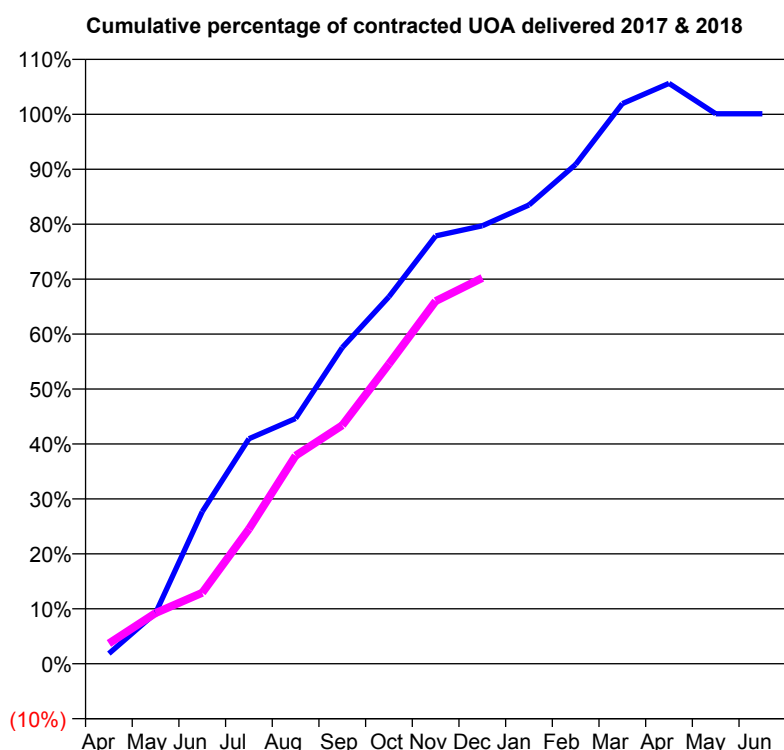
Q65 - Vital Signs Orthodontic At a Glance Contract Report for 913782/0001 - December 2017

Name or company name	MR PJ DRUGAN
Contract type name	GDS Contract
Purpose of contract	General and Orthodontic
Contract start date	01/04/2006
Contract end date	

17/18 Contracted general activity (UDA)	31,020
Carry forward general activity (UDA)	0
17/18 Contracted orthodontic activity (UOA)	1,138
Carry forward orthodontic activity (UOA)	0
Baseline contract value	£751,692.16

ACCESS

	Contract	England and Wales
24 month ratio of assessments to patient IDs	1.02	1.09

ACTIVITY


Month	Adjusted Scheduled Activity (UOA)	
	2017	2018
April	21	42
May	105	105
June	315	147
July	466	279
August	508	431
September	655	494
October	760	621
November	886	751
December	907	799
January	950	
February	1,034	
March	1,160	
April	1,202	
May	1,139	
June	1,139	

QUALITY

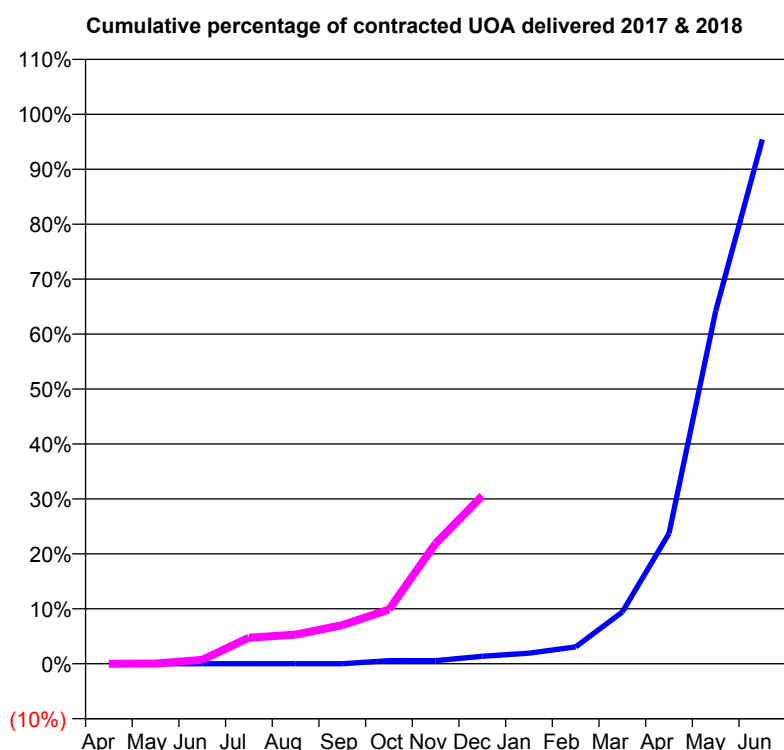
	Contract Quantity	Contract Base Number	Contract *	Region	England
% of all assessments that were assess and fit appliances (rolling 12 month period)	52	71	73.2%	61.9%	58.6%
% of all assessments that were assess and refuse (rolling 12 month period)	2	71	2.8%	9.9%	11.3%
% of all assessments that were assess and review (rolling 12 month period)	17	71	23.9%	28.2%	30.0%
% of terminated courses where treatment was abandoned or discontinued (rolling 12 month period)	6	44	13.6%	7.3%	7.4%
% of completed treatments indicating that PAR score was taken (year to date)	17	26	65.4%	67.6%	64.3%
Rate of removable appliances per 100 fixed appliances - proposed treatment (rolling 12 month period)	2	98	2.04	4.62	5.53
Rate of removable appliances per 100 fixed appliances - completed treatment (rolling 12 month period)	1	66	1.52	3.88	4.60
% of courses of treatment with removable appliances only - proposed treatment (rolling 12 month period)	1	52	1.9%	1.6%	1.9%
% of courses of treatment with removable appliances only - completed treatment (rolling 12 month period)	0	38	0.0%	1.5%	1.4%
% of patients satisfied with the treatment they have received (rolling 12 month period)	2	2	100.0%	96.1%	95.9%

* Figures in italics indicate that the base number is less than 100.

Q66 - Vital Signs Orthodontic At a Glance Contract Report for 101192/0007 - December 2017

Name or company name	Community Dental Centres Ltd	17/18 Contracted general activity (UDA)	31,000
Contract type name	GDS Contract	Carry forward general activity (UDA)	0
Purpose of contract	General and Orthodontic	17/18 Contracted orthodontic activity (UOA)	3,677
Contract start date	01/04/2006	Carry forward orthodontic activity (UOA)	0
Contract end date		Baseline contract value	£1,075,983.19

ACCESS	Contract	England and Wales
24 month ratio of assessments to patient IDs	1.24	1.09

ACTIVITY


Month	Adjusted Scheduled Activity (UOA)	
	2017	2018
April	0	0
May	0	1
June	0	26
July	0	174
August	0	195
September	0	258
October	21	363
November	21	805
December	50	1,124
January	71	
February	113	
March	347	
April	872	
May	2,361	
June	3,509	

QUALITY

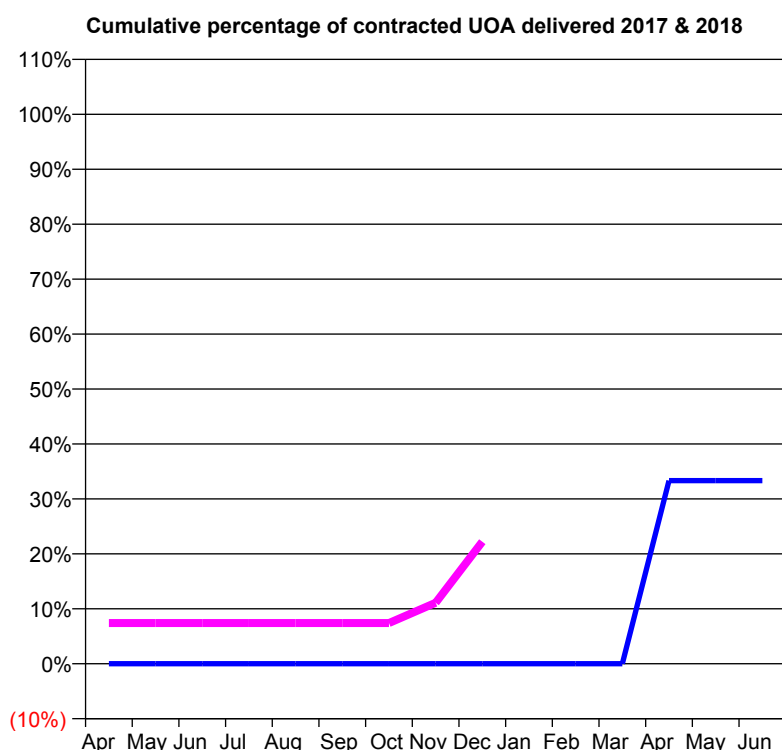
	Contract Quantity	Contract Base Number	Contract *	Region	England
% of all assessments that were assess and fit appliances (rolling 12 month period)	262	439	59.7%	61.9%	58.6%
% of all assessments that were assess and refuse (rolling 12 month period)	11	439	2.5%	9.9%	11.3%
% of all assessments that were assess and review (rolling 12 month period)	166	439	37.8%	28.2%	30.0%
% of terminated courses where treatment was abandoned or discontinued (rolling 12 month period)	2	6	33.3%	7.3%	7.4%
% of completed treatments indicating that PAR score was taken (year to date)	1	3	33.3%	67.6%	64.3%
Rate of removable appliances per 100 fixed appliances - proposed treatment (rolling 12 month period)	13	504	2.58	4.62	5.53
Rate of removable appliances per 100 fixed appliances - completed treatment (rolling 12 month period)	2	4	50.00	3.88	4.60
% of courses of treatment with removable appliances only - proposed treatment (rolling 12 month period)	4	262	1.5%	1.6%	1.9%
% of courses of treatment with removable appliances only - completed treatment (rolling 12 month period)	2	4	50.0%	1.5%	1.4%
% of patients satisfied with the treatment they have received (rolling 12 month period)	9	9	100.0%	96.1%	95.9%

* Figures in italics indicate that the base number is less than 100.

Q66 - Vital Signs Orthodontic At a Glance Contract Report for 106828/0001 - December 2017

Name or company name	Fairfield House	17/18 Contracted general activity (UDA)	29,644
Contract type name	GDS Contract	Carry forward general activity (UDA)	607
Purpose of contract	General and Orthodontic	17/18 Contracted orthodontic activity (UOA)	27
Contract start date	01/10/2014	Carry forward orthodontic activity (UOA)	0
Contract end date		Baseline contract value	£757,066.09

ACCESS	Contract	England and Wales
24 month ratio of assessments to patient IDs	1.07	1.09

ACTIVITY


Month	Adjusted Scheduled Activity (UOA)	
	2017	2018
April	0	2
May	0	2
June	0	2
July	0	2
August	0	2
September	0	2
October	0	2
November	0	3
December	0	6
January	0	
February	0	
March	0	
April	9	
May	9	
June	9	

QUALITY

	Contract Quantity	Contract Base Number	Contract *	Region	England
% of all assessments that were assess and fit appliances (rolling 12 month period)	0	15	0.0%	61.9%	58.6%
% of all assessments that were assess and refuse (rolling 12 month period)	7	15	46.7%	9.9%	11.3%
% of all assessments that were assess and review (rolling 12 month period)	8	15	53.3%	28.2%	30.0%
% of terminated courses where treatment was abandoned or discontinued (rolling 12 month period)	0	0	N/A	7.3%	7.4%
% of completed treatments indicating that PAR score was taken (year to date)	0	0	N/A	67.6%	64.3%
Rate of removable appliances per 100 fixed appliances - proposed treatment (rolling 12 month period)	0	0	N/A	4.62	5.53
Rate of removable appliances per 100 fixed appliances - completed treatment (rolling 12 month period)	0	0	N/A	3.88	4.60
% of courses of treatment with removable appliances only - proposed treatment (rolling 12 month period)	0	0	N/A	1.6%	1.9%
% of courses of treatment with removable appliances only - completed treatment (rolling 12 month period)	0	0	N/A	1.5%	1.4%
% of patients satisfied with the treatment they have received (rolling 12 month period)	0	0	N/A	96.1%	95.9%

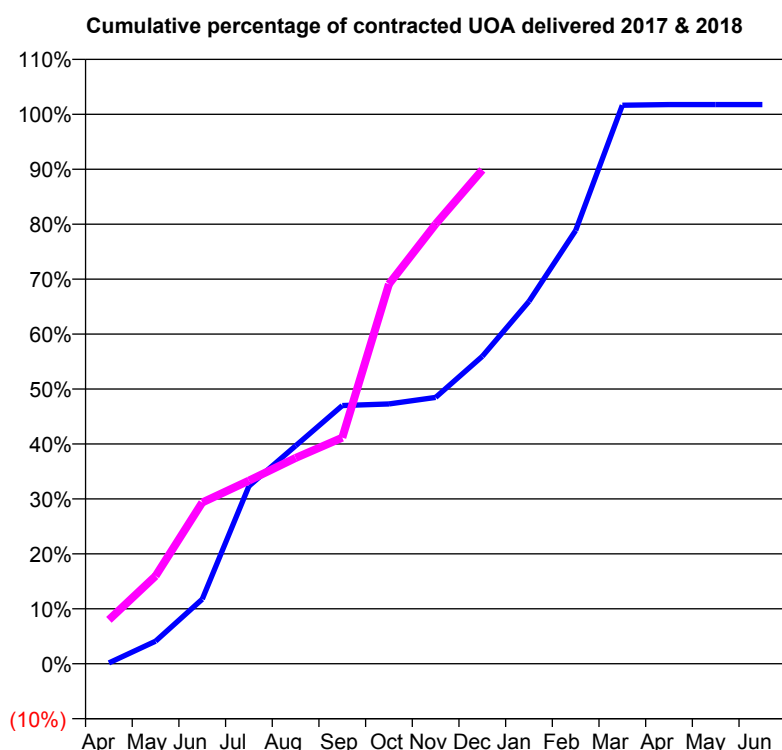
* Figures in italics indicate that the base number is less than 100.

Q66 - Vital Signs Orthodontic At a Glance Contract Report for 116106/0001 - December 2017

Name or company name	Ward Dental Ltd
Contract type name	GDS Contract
Purpose of contract	General and Orthodontic
Contract start date	01/06/2007
Contract end date	

17/18 Contracted general activity (UDA)	1,378
Carry forward general activity (UDA)	46
17/18 Contracted orthodontic activity (UOA)	650
Carry forward orthodontic activity (UOA)	0
Baseline contract value	£80,637.02

ACCESS	Contract	England and Wales
24 month ratio of assessments to patient IDs	1.16	1.09

ACTIVITY


Month	Adjusted Scheduled Activity (UOA)	
	2017	2018
April	1	52
May	27	104
June	76	191
July	210	217
August	258	243
September	305	267
October	307	449
November	315	520
December	364	584
January	429	
February	513	
March	661	
April	661	
May	661	
June	661	

QUALITY	Contract Quantity	Contract Base Number	Contract *	Region	England
% of all assessments that were assess and fit appliances (rolling 12 month period)	39	98	39.8%	61.9%	58.6%
% of all assessments that were assess and refuse (rolling 12 month period)	13	98	13.3%	9.9%	11.3%
% of all assessments that were assess and review (rolling 12 month period)	46	98	46.9%	28.2%	30.0%
% of terminated courses where treatment was abandoned or discontinued (rolling 12 month period)	6	35	17.1%	7.3%	7.4%
% of completed treatments indicating that PAR score was taken (year to date)	17	19	89.5%	67.6%	64.3%
Rate of removable appliances per 100 fixed appliances - proposed treatment (rolling 12 month period)	3	72	4.17	4.62	5.53
Rate of removable appliances per 100 fixed appliances - completed treatment (rolling 12 month period)	1	47	2.13	3.88	4.60
% of courses of treatment with removable appliances only - proposed treatment (rolling 12 month period)	0	39	0.0%	1.6%	1.9%
% of courses of treatment with removable appliances only - completed treatment (rolling 12 month period)	0	29	0.0%	1.5%	1.4%
% of patients satisfied with the treatment they have received (rolling 12 month period)	6	6	100.0%	96.1%	95.9%

* Figures in italics indicate that the base number is less than 100.

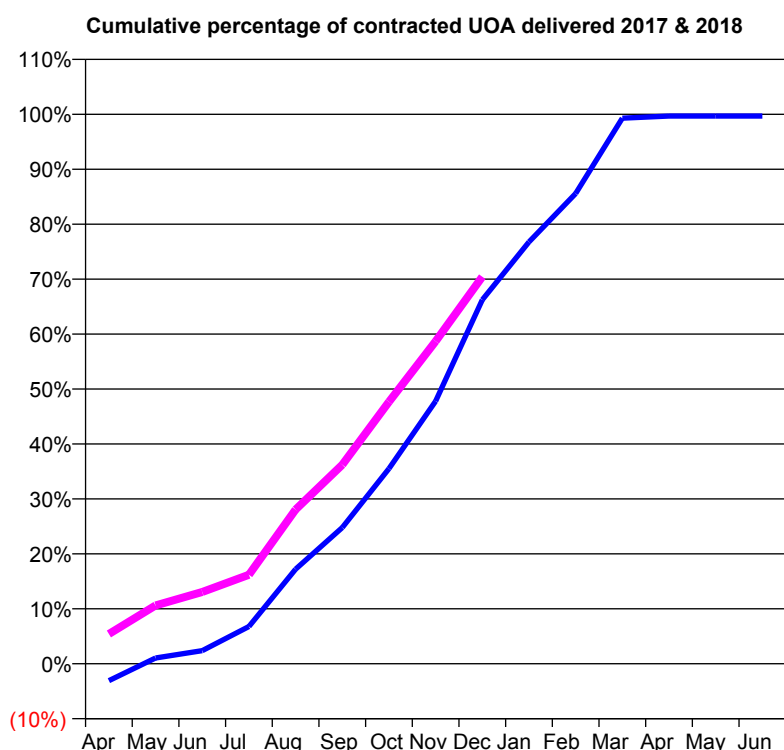
Q66 - Vital Signs Orthodontic At a Glance Contract Report for 135402/0001 - December 2017

Name or company name	River Practice Limited
Contract type name	PDS Contract
Purpose of contract	Orthodontic
Contract start date	01/04/2010
Contract end date	31/03/2018

17/18 Contracted general activity (UDA)	0
Carry forward general activity (UDA)	0
17/18 Contracted orthodontic activity (UOA)	7,000
Carry forward orthodontic activity (UOA)	22
Baseline contract value	£453,682.80

ACCESS

	Contract	England and Wales
24 month ratio of assessments to patient IDs	1.05	1.09

ACTIVITY


Month	Adjusted Scheduled Activity (UOA)	
	2017	2018
April	-216	380
May	74	744
June	167	915
July	474	1,134
August	1,205	1,964
September	1,736	2,536
October	2,486	3,338
November	3,345	4,108
December	4,636	4,931
January	5,374	
February	5,991	
March	6,951	
April	6,977	
May	6,977	
June	6,978	

QUALITY

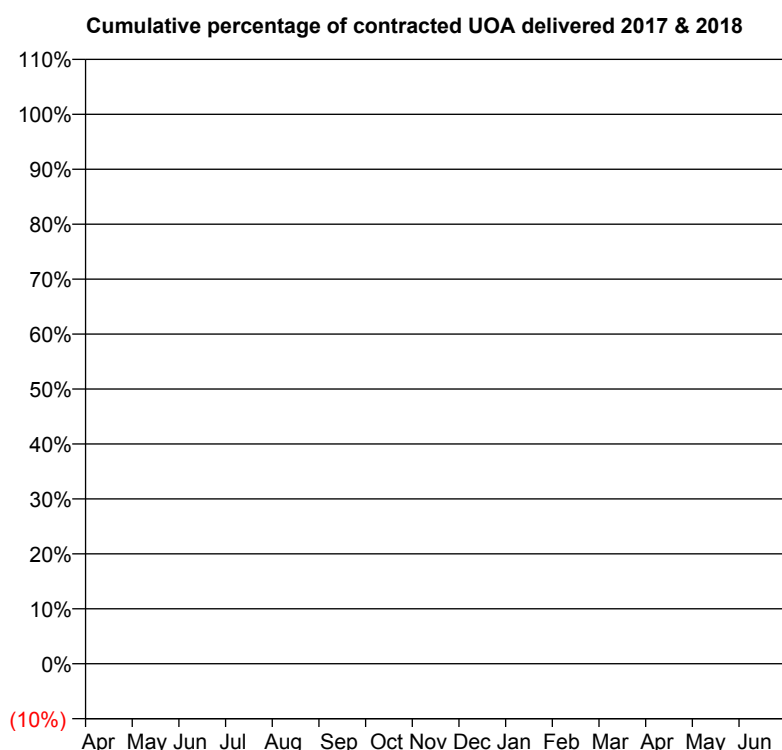
	Contract Quantity	Contract Base Number	Contract *	Region	England
% of all assessments that were assess and fit appliances (rolling 12 month period)	343	454	75.6%	61.9%	58.6%
% of all assessments that were assess and refuse (rolling 12 month period)	77	454	17.0%	9.9%	11.3%
% of all assessments that were assess and review (rolling 12 month period)	34	454	7.5%	28.2%	30.0%
% of terminated courses where treatment was abandoned or discontinued (rolling 12 month period)	23	286	8.0%	7.3%	7.4%
% of completed treatments indicating that PAR score was taken (year to date)	37	164	22.6%	67.6%	64.3%
Rate of removable appliances per 100 fixed appliances - proposed treatment (rolling 12 month period)	10	628	1.59	4.62	5.53
Rate of removable appliances per 100 fixed appliances - completed treatment (rolling 12 month period)	14	252	5.56	3.88	4.60
% of courses of treatment with removable appliances only - proposed treatment (rolling 12 month period)	5	343	1.5%	1.6%	1.9%
% of courses of treatment with removable appliances only - completed treatment (rolling 12 month period)	3	263	1.1%	1.5%	1.4%
% of patients satisfied with the treatment they have received (rolling 12 month period)	17	17	100.0%	96.1%	95.9%

* Figures in italics indicate that the base number is less than 100.

Q66 - Vital Signs Orthodontic At a Glance Contract Report for 136212/0001 - December 2017

Name or company name	PCH Dental CIC	17/18 Contracted general activity (UDA)	46,000
Contract type name	PDS Contract	Carry forward general activity (UDA)	0
Purpose of contract	General	17/18 Contracted orthodontic activity (UOA)	0
Contract start date	01/04/2013	Carry forward orthodontic activity (UOA)	0
Contract end date	31/03/2019	Baseline contract value	£6,642,031.25

ACCESS	Contract	England and Wales
24 month ratio of assessments to patient IDs	1.03	1.09

ACTIVITY


Month	Adjusted Scheduled Activity (UOA)	
	2017	2018
April	128	342
May	340	864
June	573	1,070
July	1,079	1,529
August	1,332	2,147
September	1,507	2,682
October	1,913	3,105
November	2,166	3,603
December	2,553	4,056
January	3,071	
February	3,494	
March	3,863	
April	4,168	
May	4,210	
June	4,214	

QUALITY	Contract Quantity	Contract Base Number	Contract *	Region	England
% of all assessments that were assess and fit appliances (rolling 12 month period)	268	455	58.9%	61.9%	58.6%
% of all assessments that were assess and refuse (rolling 12 month period)	135	455	29.7%	9.9%	11.3%
% of all assessments that were assess and review (rolling 12 month period)	52	455	11.4%	28.2%	30.0%
% of terminated courses where treatment was abandoned or discontinued (rolling 12 month period)	22	188	11.7%	7.3%	7.4%
% of completed treatments indicating that PAR score was taken (year to date)	106	122	86.9%	67.6%	64.3%
Rate of removable appliances per 100 fixed appliances - proposed treatment (rolling 12 month period)	12	320	3.75	4.62	5.53
Rate of removable appliances per 100 fixed appliances - completed treatment (rolling 12 month period)	3	240	1.25	3.88	4.60
% of courses of treatment with removable appliances only - proposed treatment (rolling 12 month period)	6	268	2.2%	1.6%	1.9%
% of courses of treatment with removable appliances only - completed treatment (rolling 12 month period)	2	166	1.2%	1.5%	1.4%
% of patients satisfied with the treatment they have received (rolling 12 month period)	6	8	75.0%	96.1%	95.9%

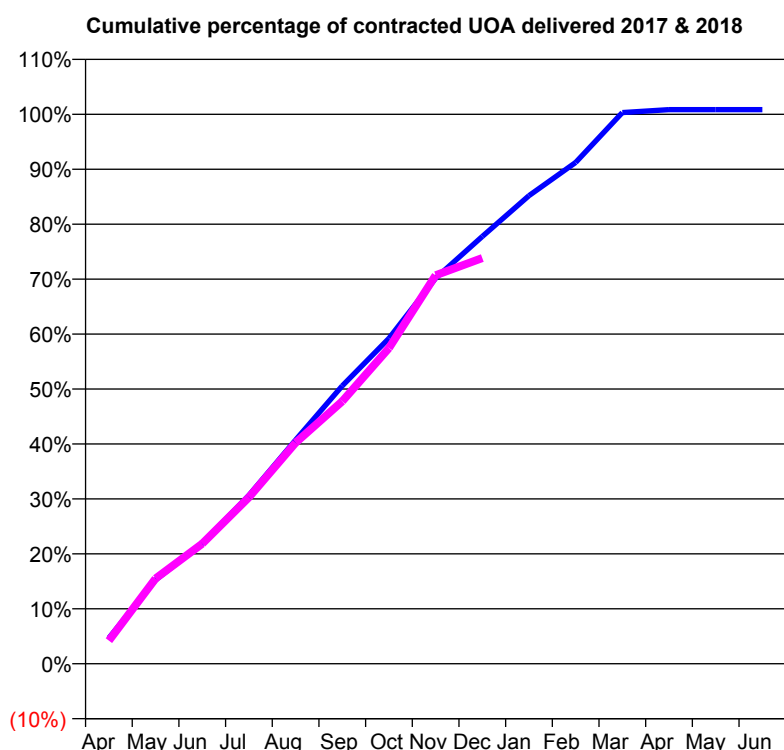
* Figures in italics indicate that the base number is less than 100.

Q66 - Vital Signs Orthodontic At a Glance Contract Report for 139173/0001 - December 2017

Name or company name	North Devon Orthodontic Centre Limited
Contract type name	PDS Contract
Purpose of contract	Orthodontic
Contract start date	01/05/2009
Contract end date	31/03/2018

17/18 Contracted general activity (UDA)	0
Carry forward general activity (UDA)	0
17/18 Contracted orthodontic activity (UOA)	12,111
Carry forward orthodontic activity (UOA)	0
Baseline contract value	£794,398.92

ACCESS	Contract	England and Wales
24 month ratio of assessments to patient IDs	1.03	1.09

ACTIVITY


Month	Adjusted Scheduled Activity (UOA)	
	2017	2018
April	570	509
May	1,846	1,878
June	2,653	2,647
July	3,714	3,670
August	4,932	4,871
September	6,125	5,784
October	7,173	6,958
November	8,499	8,562
December	9,418	8,941
January	10,318	
February	11,048	
March	12,149	
April	12,213	
May	12,213	
June	12,213	

QUALITY	Contract Quantity	Contract Base Number	Contract *	Region	England
% of all assessments that were assess and fit appliances (rolling 12 month period)	559	668	83.7%	61.9%	58.6%
% of all assessments that were assess and refuse (rolling 12 month period)	28	668	4.2%	9.9%	11.3%
% of all assessments that were assess and review (rolling 12 month period)	81	668	12.1%	28.2%	30.0%
% of terminated courses where treatment was abandoned or discontinued (rolling 12 month period)	47	472	10.0%	7.3%	7.4%
% of completed treatments indicating that PAR score was taken (year to date)	272	309	88.0%	67.6%	64.3%
Rate of removable appliances per 100 fixed appliances - proposed treatment (rolling 12 month period)	13	1,102	1.18	4.62	5.53
Rate of removable appliances per 100 fixed appliances - completed treatment (rolling 12 month period)	4	839	0.48	3.88	4.60
% of courses of treatment with removable appliances only - proposed treatment (rolling 12 month period)	3	559	0.5%	1.6%	1.9%
% of courses of treatment with removable appliances only - completed treatment (rolling 12 month period)	1	425	0.2%	1.5%	1.4%
% of patients satisfied with the treatment they have received (rolling 12 month period)	13	13	100.0%	96.1%	95.9%

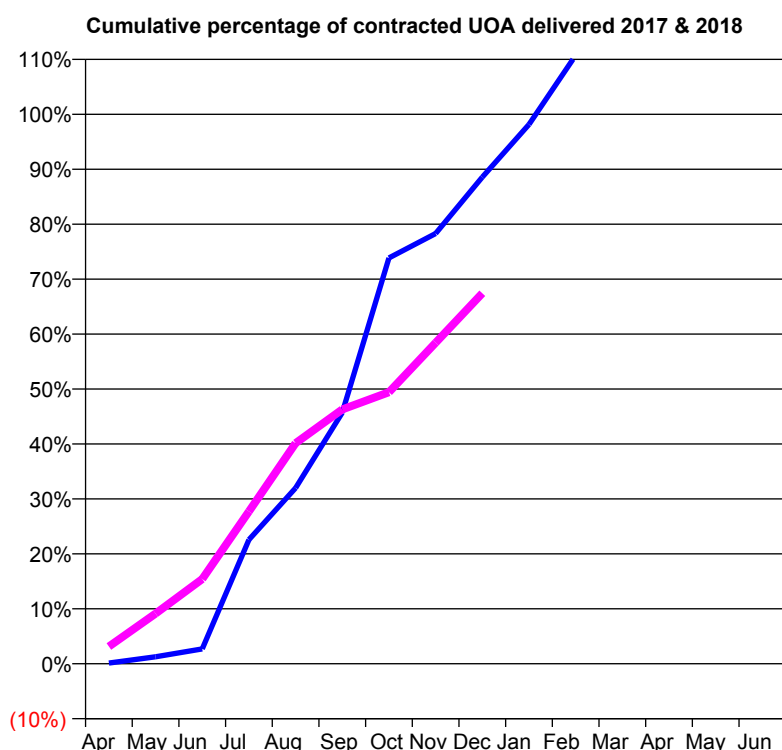
* Figures in italics indicate that the base number is less than 100.

Q66 - Vital Signs Orthodontic At a Glance Contract Report for 141461/0001 - December 2017

Name or company name	Queen Annes Dental Practice Limited
Contract type name	GDS Contract
Purpose of contract	General and Orthodontic
Contract start date	01/10/2007
Contract end date	

17/18 Contracted general activity (UDA)	14,575
Carry forward general activity (UDA)	-75
17/18 Contracted orthodontic activity (UOA)	700
Carry forward orthodontic activity (UOA)	0
Baseline contract value	£442,350.76

ACCESS	Contract	England and Wales
24 month ratio of assessments to patient IDs	1.25	1.09

ACTIVITY


Month	Adjusted Scheduled Activity (UOA)	
	2017	2018
April	1	22
May	9	64
June	19	108
July	158	194
August	224	281
September	320	324
October	517	346
November	548	409
December	620	472
January	687	
February	775	
March	777	
April	778	
May	778	
June	778	

QUALITY	Contract Quantity	Contract Base Number	Contract *	Region	England
% of all assessments that were assess and fit appliances (rolling 12 month period)	29	50	58.0%	61.9%	58.6%
% of all assessments that were assess and refuse (rolling 12 month period)	5	50	10.0%	9.9%	11.3%
% of all assessments that were assess and review (rolling 12 month period)	16	50	32.0%	28.2%	30.0%
% of terminated courses where treatment was abandoned or discontinued (rolling 12 month period)	0	57	0.0%	7.3%	7.4%
% of completed treatments indicating that PAR score was taken (year to date)	52	56	92.9%	67.6%	64.3%
Rate of removable appliances per 100 fixed appliances - proposed treatment (rolling 12 month period)	1	20	5.00	4.62	5.53
Rate of removable appliances per 100 fixed appliances - completed treatment (rolling 12 month period)	6	92	6.52	3.88	4.60
% of courses of treatment with removable appliances only - proposed treatment (rolling 12 month period)	1	29	3.4%	1.6%	1.9%
% of courses of treatment with removable appliances only - completed treatment (rolling 12 month period)	2	57	3.5%	1.5%	1.4%
% of patients satisfied with the treatment they have received (rolling 12 month period)	0	0	N/A	96.1%	95.9%

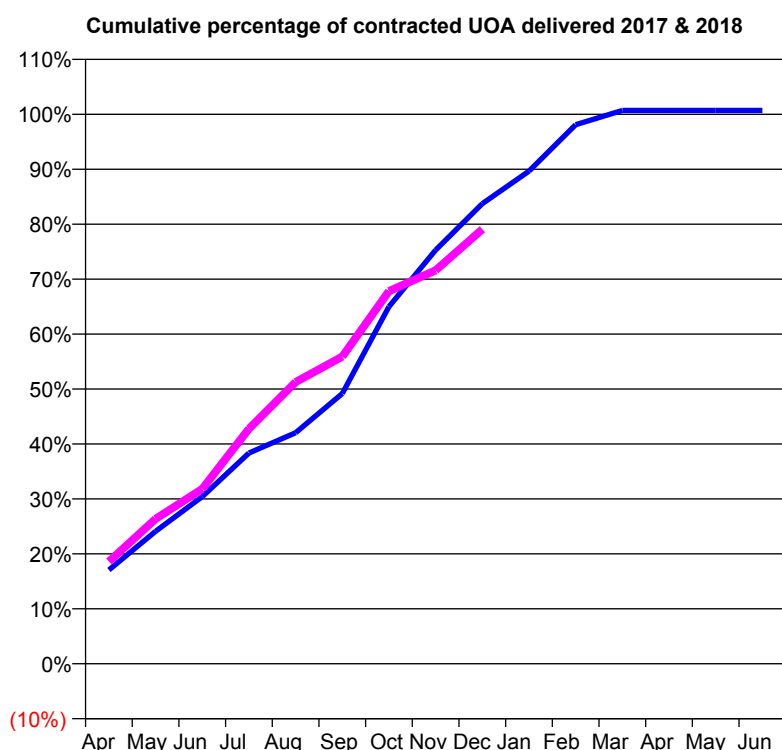
* Figures in italics indicate that the base number is less than 100.

Q66 - Vital Signs Orthodontic At a Glance Contract Report for 163651/0001 - December 2017

Name or company name	Plymouth Orthodontics Ltd
Contract type name	PDS Contract
Purpose of contract	Orthodontic
Contract start date	01/04/2008
Contract end date	31/03/2018

17/18 Contracted general activity (UDA)	0
Carry forward general activity (UDA)	0
17/18 Contracted orthodontic activity (UOA)	2,485
Carry forward orthodontic activity (UOA)	0
Baseline contract value	£162,970.86

ACCESS	Contract	England and Wales
24 month ratio of assessments to patient IDs	1.00	1.09

ACTIVITY


Month	Adjusted Scheduled Activity (UOA)	
	2017	2018
April	424	462
May	599	655
June	756	791
July	953	1,063
August	1,045	1,274
September	1,222	1,389
October	1,615	1,685
November	1,871	1,779
December	2,081	1,965
January	2,228	
February	2,438	
March	2,502	
April	2,502	
May	2,502	
June	2,502	

QUALITY	Contract Quantity	Contract Base Number	Contract *	Region	England
% of all assessments that were assess and fit appliances (rolling 12 month period)	108	226	47.8%	61.9%	58.6%
% of all assessments that were assess and refuse (rolling 12 month period)	17	226	7.5%	9.9%	11.3%
% of all assessments that were assess and review (rolling 12 month period)	101	226	44.7%	28.2%	30.0%
% of terminated courses where treatment was abandoned or discontinued (rolling 12 month period)	4	78	5.1%	7.3%	7.4%
% of completed treatments indicating that PAR score was taken (year to date)	46	56	82.1%	67.6%	64.3%
Rate of removable appliances per 100 fixed appliances - proposed treatment (rolling 12 month period)	11	216	5.09	4.62	5.53
Rate of removable appliances per 100 fixed appliances - completed treatment (rolling 12 month period)	5	146	3.42	3.88	4.60
% of courses of treatment with removable appliances only - proposed treatment (rolling 12 month period)	0	108	0.0%	1.6%	1.9%
% of courses of treatment with removable appliances only - completed treatment (rolling 12 month period)	0	74	0.0%	1.5%	1.4%
% of patients satisfied with the treatment they have received (rolling 12 month period)	1	2	50.0%	96.1%	95.9%

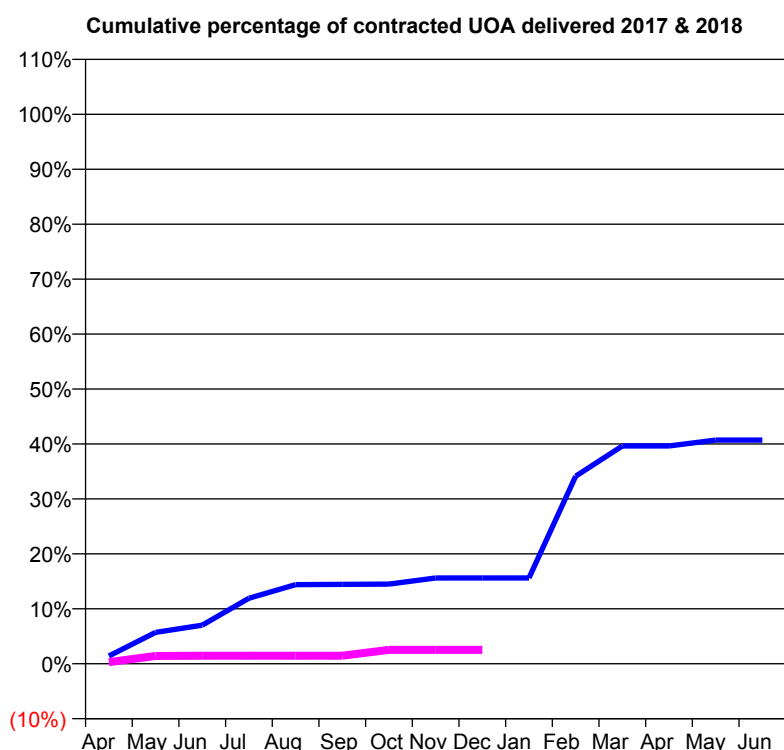
* Figures in italics indicate that the base number is less than 100.

Q66 - Vital Signs Orthodontic At a Glance Contract Report for 165298/0001 - December 2017

Name or company name	Plymouth Community Dental Services Limit
Contract type name	PDS Contract
Purpose of contract	General and Orthodontic
Contract start date	01/10/2013
Contract end date	31/03/2019

17/18 Contracted general activity (UDA)	29,150
Carry forward general activity (UDA)	0
17/18 Contracted orthodontic activity (UOA)	1,980
Carry forward orthodontic activity (UOA)	0
Baseline contract value	£2,983,609.97

ACCESS	Contract	England and Wales
24 month ratio of assessments to patient IDs	1.02	1.09

ACTIVITY


Month	Adjusted Scheduled Activity (UOA)	
	2017	2018
April	28	6
May	113	28
June	139	29
July	236	29
August	285	29
September	286	29
October	287	50
November	309	50
December	309	50
January	309	
February	676	
March	785	
April	785	
May	806	
June	806	

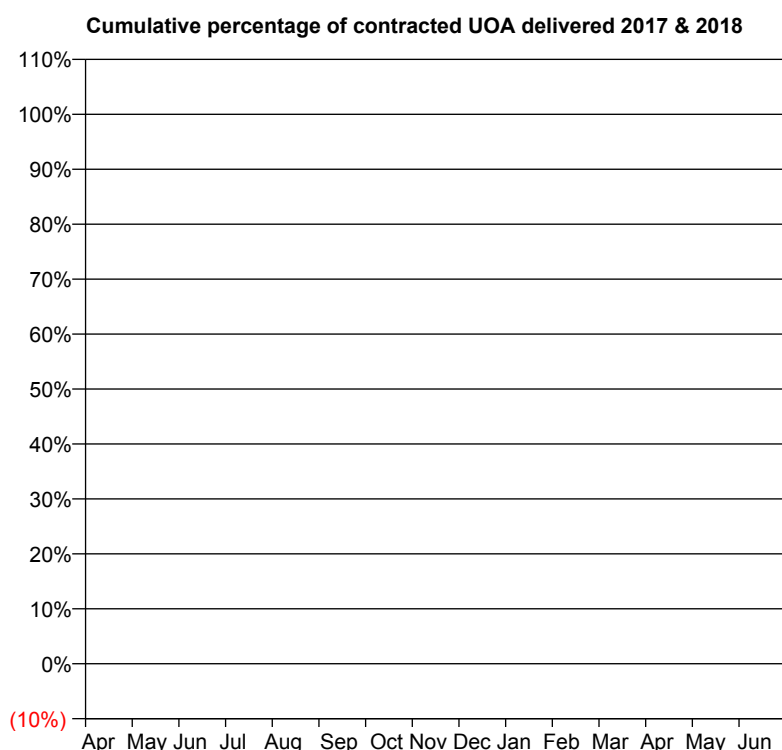
QUALITY	Contract Quantity	Contract Base Number	Contract *	Region	England
% of all assessments that were assess and fit appliances (rolling 12 month period)	24	84	28.6%	61.9%	58.6%
% of all assessments that were assess and refuse (rolling 12 month period)	3	84	3.6%	9.9%	11.3%
% of all assessments that were assess and review (rolling 12 month period)	57	84	67.9%	28.2%	30.0%
% of terminated courses where treatment was abandoned or discontinued (rolling 12 month period)	1	19	5.3%	7.3%	7.4%
% of completed treatments indicating that PAR score was taken (year to date)	0	5	0.0%	67.6%	64.3%
Rate of removable appliances per 100 fixed appliances - proposed treatment (rolling 12 month period)	0	0	N/A	4.62	5.53
Rate of removable appliances per 100 fixed appliances - completed treatment (rolling 12 month period)	0	0	N/A	3.88	4.60
% of courses of treatment with removable appliances only - proposed treatment (rolling 12 month period)	0	24	0.0%	1.6%	1.9%
% of courses of treatment with removable appliances only - completed treatment (rolling 12 month period)	0	18	0.0%	1.5%	1.4%
% of patients satisfied with the treatment they have received (rolling 12 month period)	1	1	100.0%	96.1%	95.9%

* Figures in italics indicate that the base number is less than 100.

Q66 - Vital Signs Orthodontic At a Glance Contract Report for 167827/0001 - December 2017

Name or company name	Tully Crine LTD	17/18 Contracted general activity (UDA)	11,633
Contract type name	GDS Contract	Carry forward general activity (UDA)	-240
Purpose of contract	General	17/18 Contracted orthodontic activity (UOA)	0
Contract start date	01/07/2011	Carry forward orthodontic activity (UOA)	0
Contract end date		Baseline contract value	£305,195.44

ACCESS	Contract	England and Wales
24 month ratio of assessments to patient IDs	1.00	1.09

ACTIVITY


Month	Adjusted Scheduled Activity (UOA)	
	2017	2018
April	0	0
May	0	1
June	0	1
July	0	1
August	0	1
September	0	1
October	1	1
November	1	1
December	1	1
January	1	
February	1	
March	1	
April	1	
May	1	
June	22	

QUALITY

	Contract Quantity	Contract Base Number	Contract *	Region	England
% of all assessments that were assess and fit appliances (rolling 12 month period)	1	2	50.0%	61.9%	58.6%
% of all assessments that were assess and refuse (rolling 12 month period)	1	2	50.0%	9.9%	11.3%
% of all assessments that were assess and review (rolling 12 month period)	0	2	0.0%	28.2%	30.0%
% of terminated courses where treatment was abandoned or discontinued (rolling 12 month period)	0	0	N/A	7.3%	7.4%
% of completed treatments indicating that PAR score was taken (year to date)	0	0	N/A	67.6%	64.3%
Rate of removable appliances per 100 fixed appliances - proposed treatment (rolling 12 month period)	0	0	N/A	4.62	5.53
Rate of removable appliances per 100 fixed appliances - completed treatment (rolling 12 month period)	0	0	N/A	3.88	4.60
% of courses of treatment with removable appliances only - proposed treatment (rolling 12 month period)	0	1	0.0%	1.6%	1.9%
% of courses of treatment with removable appliances only - completed treatment (rolling 12 month period)	0	0	N/A	1.5%	1.4%
% of patients satisfied with the treatment they have received (rolling 12 month period)	0	0	N/A	96.1%	95.9%

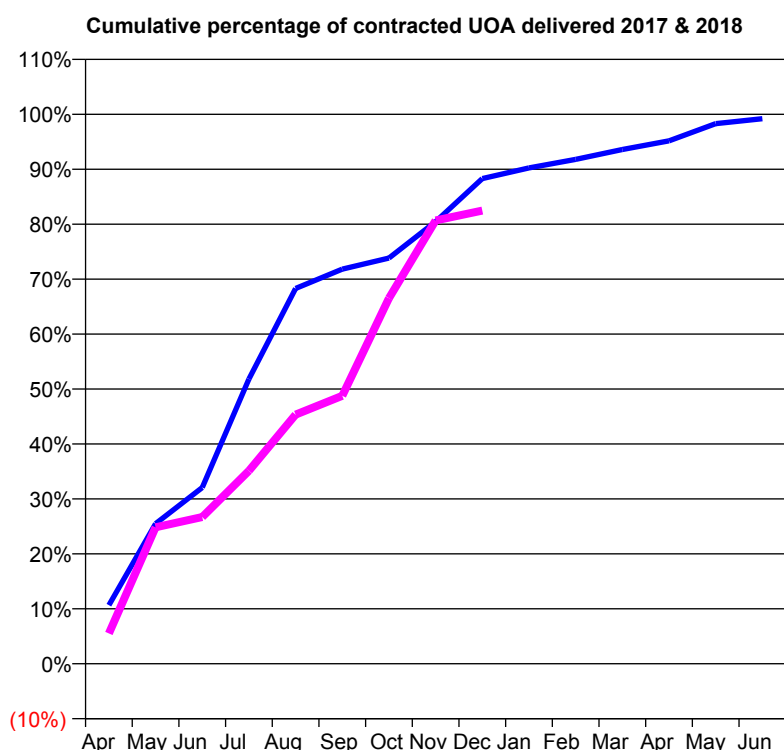
* Figures in italics indicate that the base number is less than 100.

Q66 - Vital Signs Orthodontic At a Glance Contract Report for 167827/0002 - December 2017

Name or company name	Tully Crine LTD
Contract type name	PDS Contract
Purpose of contract	Orthodontic
Contract start date	01/07/2011
Contract end date	31/03/2018

17/18 Contracted general activity (UDA)	0
Carry forward general activity (UDA)	0
17/18 Contracted orthodontic activity (UOA)	1,341
Carry forward orthodontic activity (UOA)	11
Baseline contract value	£87,945.03

ACCESS	Contract	England and Wales
24 month ratio of assessments to patient IDs	1.15	1.09

ACTIVITY


Month	Adjusted Scheduled Activity (UOA)	
	2017	2018
April	143	74
May	342	333
June	430	358
July	695	471
August	916	608
September	963	654
October	990	892
November	1,079	1,082
December	1,184	1,106
January	1,210	
February	1,231	
March	1,255	
April	1,276	
May	1,318	
June	1,330	

QUALITY	Contract Quantity	Contract Base Number	Contract *	Region	England
% of all assessments that were assess and fit appliances (rolling 12 month period)	79	164	48.2%	61.9%	58.6%
% of all assessments that were assess and refuse (rolling 12 month period)	31	164	18.9%	9.9%	11.3%
% of all assessments that were assess and review (rolling 12 month period)	54	164	32.9%	28.2%	30.0%
% of terminated courses where treatment was abandoned or discontinued (rolling 12 month period)	2	61	3.3%	7.3%	7.4%
% of completed treatments indicating that PAR score was taken (year to date)	13	44	29.5%	67.6%	64.3%
Rate of removable appliances per 100 fixed appliances - proposed treatment (rolling 12 month period)	0	68	0.00	4.62	5.53
Rate of removable appliances per 100 fixed appliances - completed treatment (rolling 12 month period)	0	82	0.00	3.88	4.60
% of courses of treatment with removable appliances only - proposed treatment (rolling 12 month period)	0	79	0.0%	1.6%	1.9%
% of courses of treatment with removable appliances only - completed treatment (rolling 12 month period)	0	59	0.0%	1.5%	1.4%
% of patients satisfied with the treatment they have received (rolling 12 month period)	2	2	100.0%	96.1%	95.9%

* Figures in italics indicate that the base number is less than 100.

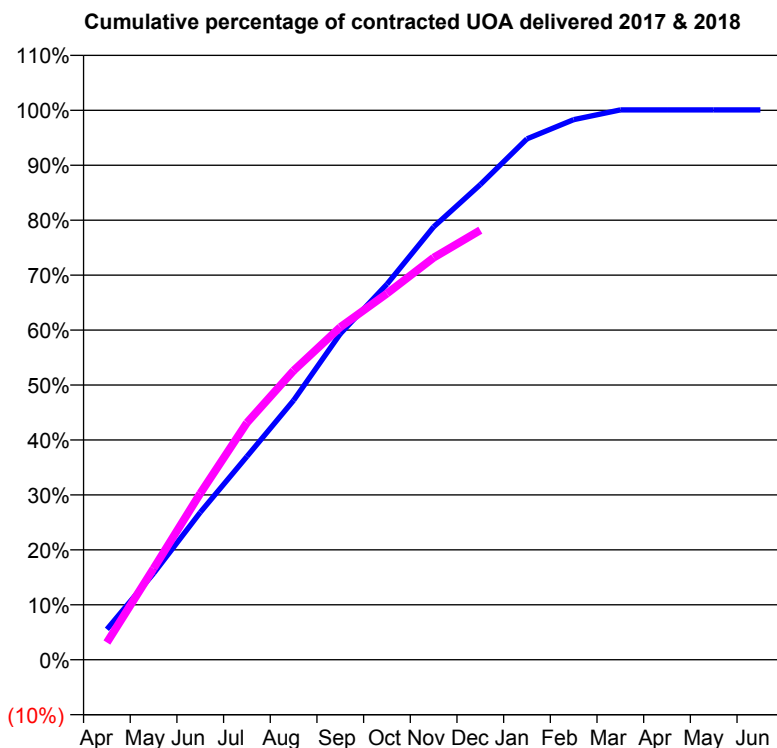
Q66 - Vital Signs Orthodontic At a Glance Contract Report for 172685/0001 - December 2017

Name or company name	Devon Square Orthodontics Ltd
Contract type name	PDS Contract
Purpose of contract	Orthodontic
Contract start date	01/12/2013
Contract end date	31/03/2018

17/18 Contracted general activity (UDA)	0
Carry forward general activity (UDA)	0
17/18 Contracted orthodontic activity (UOA)	17,980
Carry forward orthodontic activity (UOA)	0
Baseline contract value	£1,157,482.28

ACCESS

	Contract	England and Wales
24 month ratio of assessments to patient IDs	1.02	1.09

ACTIVITY


Month	Adjusted Scheduled Activity (UOA)	
	2017	2018
April	997	567
May	2,827	2,985
June	4,823	5,445
July	6,651	7,755
August	8,488	9,463
September	10,665	10,885
October	12,289	11,985
November	14,167	13,159
December	15,548	14,055
January	17,047	
February	17,672	
March	17,990	
April	17,990	
May	17,990	
June	17,990	

QUALITY

	Contract Quantity	Contract Base Number	Contract *	Region	England
% of all assessments that were assess and fit appliances (rolling 12 month period)	774	1,242	62.3%	61.9%	58.6%
% of all assessments that were assess and refuse (rolling 12 month period)	98	1,242	7.9%	9.9%	11.3%
% of all assessments that were assess and review (rolling 12 month period)	370	1,242	29.8%	28.2%	30.0%
% of terminated courses where treatment was abandoned or discontinued (rolling 12 month period)	32	815	3.9%	7.3%	7.4%
% of completed treatments indicating that PAR score was taken (year to date)	550	558	98.6%	67.6%	64.3%
Rate of removable appliances per 100 fixed appliances - proposed treatment (rolling 12 month period)	32	1,518	2.11	4.62	5.53
Rate of removable appliances per 100 fixed appliances - completed treatment (rolling 12 month period)	6	1,550	0.39	3.88	4.60
% of courses of treatment with removable appliances only - proposed treatment (rolling 12 month period)	8	774	1.0%	1.6%	1.9%
% of courses of treatment with removable appliances only - completed treatment (rolling 12 month period)	1	783	0.1%	1.5%	1.4%
% of patients satisfied with the treatment they have received (rolling 12 month period)	21	21	100.0%	96.1%	95.9%

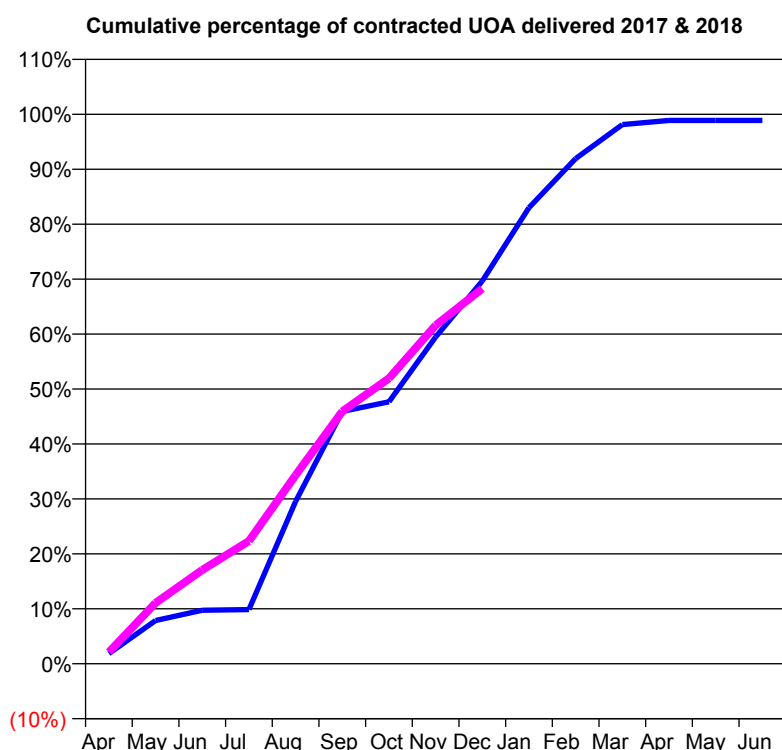
* Figures in italics indicate that the base number is less than 100.

Q66 - Vital Signs Orthodontic At a Glance Contract Report for 175064/0002 - December 2017

Name or company name	Milehouse Dental Care Ltd
Contract type name	GDS Contract
Purpose of contract	Orthodontic
Contract start date	01/09/2012
Contract end date	

17/18 Contracted general activity (UDA)	0
Carry forward general activity (UDA)	0
17/18 Contracted orthodontic activity (UOA)	1,500
Carry forward orthodontic activity (UOA)	17
Baseline contract value	£98,373.42

ACCESS	Contract	England and Wales
24 month ratio of assessments to patient IDs	1.22	1.09

ACTIVITY


Month	Adjusted Scheduled Activity (UOA)	
	2017	2018
April	28	32
May	118	166
June	146	256
July	148	335
August	443	515
September	689	689
October	715	779
November	892	924
December	1,045	1,024
January	1,245	
February	1,379	
March	1,472	
April	1,483	
May	1,483	
June	1,483	

QUALITY	Contract Quantity	Contract Base Number	Contract *	Region	England
% of all assessments that were assess and fit appliances (rolling 12 month period)	65	196	33.2%	61.9%	58.6%
% of all assessments that were assess and refuse (rolling 12 month period)	11	196	5.6%	9.9%	11.3%
% of all assessments that were assess and review (rolling 12 month period)	120	196	61.2%	28.2%	30.0%
% of terminated courses where treatment was abandoned or discontinued (rolling 12 month period)	0	8	0.0%	7.3%	7.4%
% of completed treatments indicating that PAR score was taken (year to date)	0	0	N/A	67.6%	64.3%
Rate of removable appliances per 100 fixed appliances - proposed treatment (rolling 12 month period)	5	86	5.81	4.62	5.53
Rate of removable appliances per 100 fixed appliances - completed treatment (rolling 12 month period)	0	0	N/A	3.88	4.60
% of courses of treatment with removable appliances only - proposed treatment (rolling 12 month period)	5	65	7.7%	1.6%	1.9%
% of courses of treatment with removable appliances only - completed treatment (rolling 12 month period)	0	8	0.0%	1.5%	1.4%
% of patients satisfied with the treatment they have received (rolling 12 month period)	2	2	100.0%	96.1%	95.9%

* Figures in italics indicate that the base number is less than 100.

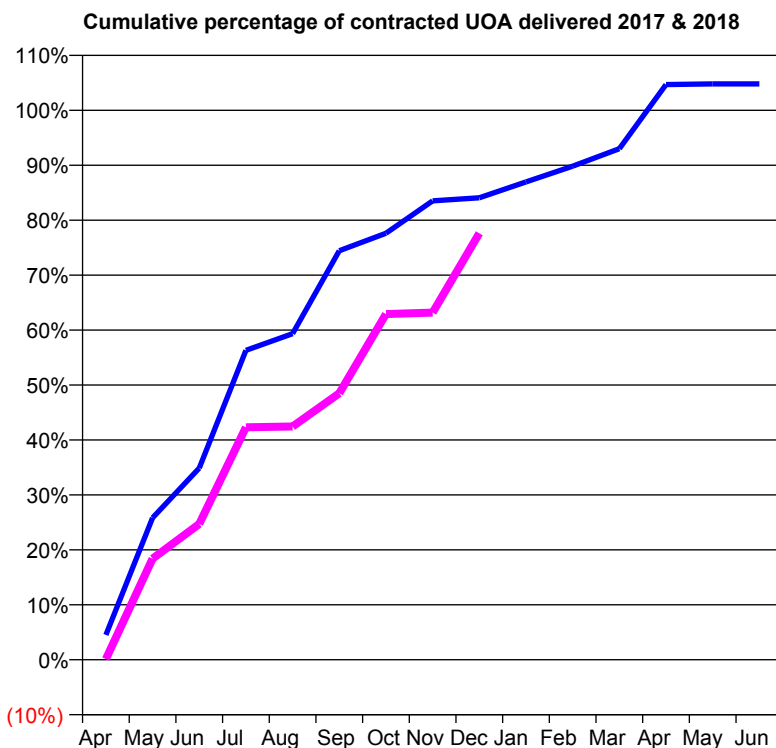
Q66 - Vital Signs Orthodontic At a Glance Contract Report for 177091/0002 - December 2017

Name or company name	Highland Dental Care Ltd
Contract type name	GDS Contract
Purpose of contract	Orthodontic
Contract start date	01/08/2007
Contract end date	

17/18 Contracted general activity (UDA)	0
Carry forward general activity (UDA)	0
17/18 Contracted orthodontic activity (UOA)	728
Carry forward orthodontic activity (UOA)	0
Baseline contract value	£47,743.90

ACCESS

	Contract	England and Wales
24 month ratio of assessments to patient IDs	1.10	1.09

ACTIVITY


Month	Adjusted Scheduled Activity (UOA)	
	2017	2018
April	33	1
May	188	134
June	254	180
July	410	308
August	432	309
September	542	353
October	565	458
November	608	460
December	612	565
January	633	
February	654	
March	677	
April	762	
May	763	
June	763	

QUALITY

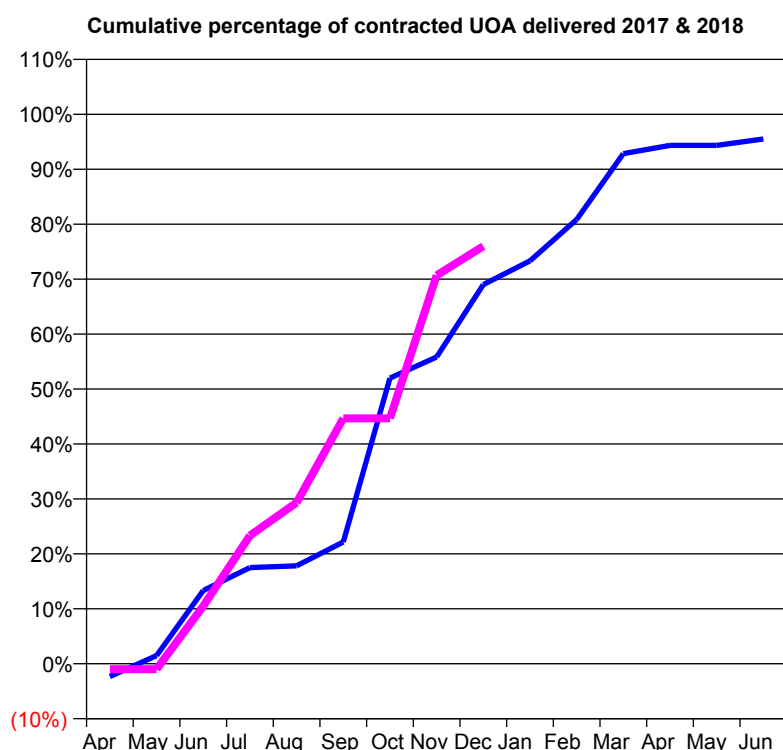
	Contract Quantity	Contract Base Number	Contract *	Region	England
% of all assessments that were assess and fit appliances (rolling 12 month period)	33	61	54.1%	61.9%	58.6%
% of all assessments that were assess and refuse (rolling 12 month period)	5	61	8.2%	9.9%	11.3%
% of all assessments that were assess and review (rolling 12 month period)	23	61	37.7%	28.2%	30.0%
% of terminated courses where treatment was abandoned or discontinued (rolling 12 month period)	1	13	7.7%	7.3%	7.4%
% of completed treatments indicating that PAR score was taken (year to date)	6	6	100.0%	67.6%	64.3%
Rate of removable appliances per 100 fixed appliances - proposed treatment (rolling 12 month period)	0	42	0.00	4.62	5.53
Rate of removable appliances per 100 fixed appliances - completed treatment (rolling 12 month period)	0	5	0.00	3.88	4.60
% of courses of treatment with removable appliances only - proposed treatment (rolling 12 month period)	0	33	0.0%	1.6%	1.9%
% of courses of treatment with removable appliances only - completed treatment (rolling 12 month period)	0	12	0.0%	1.5%	1.4%
% of patients satisfied with the treatment they have received (rolling 12 month period)	3	3	100.0%	96.1%	95.9%

* Figures in italics indicate that the base number is less than 100.

Q66 - Vital Signs Orthodontic At a Glance Contract Report for 195715/0001 - December 2017

Name or company name	Tor Lodge Dental Partnership	17/18 Contracted general activity (UDA)	465
Contract type name	GDS Contract	Carry forward general activity (UDA)	-3
Purpose of contract	General and Orthodontic	17/18 Contracted orthodontic activity (UOA)	600
Contract start date	15/11/2013	Carry forward orthodontic activity (UOA)	6
Contract end date		Baseline contract value	£54,235.27

ACCESS	Contract	England and Wales
24 month ratio of assessments to patient IDs	1.65	1.09

ACTIVITY


Month	Adjusted Scheduled Activity (UOA)	
	2017	2018
April	-14	-6
May	9	-6
June	80	63
July	105	140
August	107	176
September	133	268
October	312	268
November	335	424
December	414	456
January	440	
February	485	
March	557	
April	566	
May	566	
June	573	

QUALITY

	Contract Quantity	Contract Base Number	Contract *	Region	England
% of all assessments that were assess and fit appliances (rolling 12 month period)	30	135	22.2%	61.9%	58.6%
% of all assessments that were assess and refuse (rolling 12 month period)	1	135	0.7%	9.9%	11.3%
% of all assessments that were assess and review (rolling 12 month period)	104	135	77.0%	28.2%	30.0%
% of terminated courses where treatment was abandoned or discontinued (rolling 12 month period)	0	20	0.0%	7.3%	7.4%
% of completed treatments indicating that PAR score was taken (year to date)	12	12	100.0%	67.6%	64.3%
Rate of removable appliances per 100 fixed appliances - proposed treatment (rolling 12 month period)	0	0	N/A	4.62	5.53
Rate of removable appliances per 100 fixed appliances - completed treatment (rolling 12 month period)	0	1	0.00	3.88	4.60
% of courses of treatment with removable appliances only - proposed treatment (rolling 12 month period)	0	30	0.0%	1.6%	1.9%
% of courses of treatment with removable appliances only - completed treatment (rolling 12 month period)	0	20	0.0%	1.5%	1.4%
% of patients satisfied with the treatment they have received (rolling 12 month period)	0	0	N/A	96.1%	95.9%

* Figures in italics indicate that the base number is less than 100.

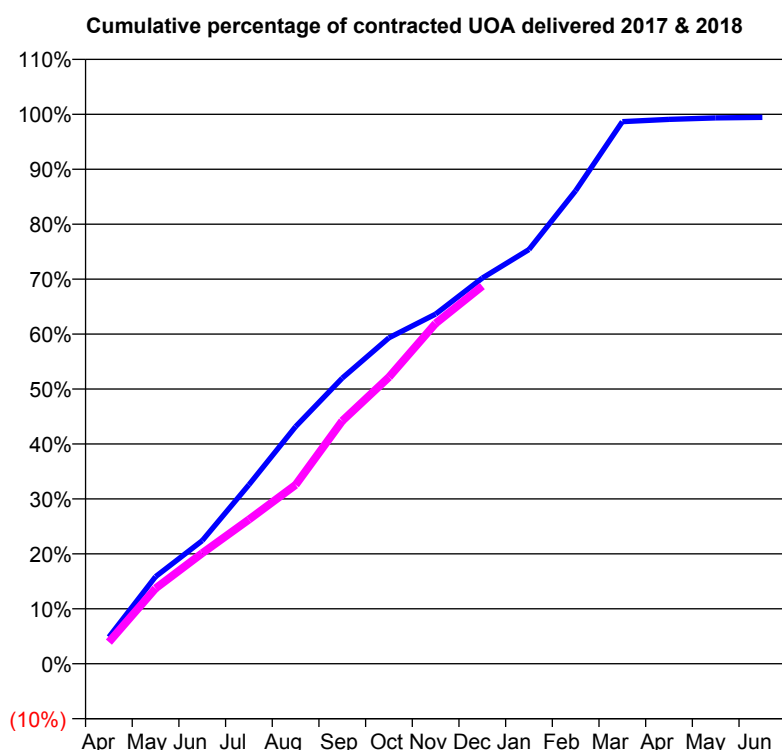
Q66 - Vital Signs Orthodontic At a Glance Contract Report for 199834/0001 - December 2017

Name or company name	The Crescent Specialist Dental Centre
Contract type name	PDS Contract
Purpose of contract	Orthodontic
Contract start date	01/04/2008
Contract end date	31/03/2018

17/18 Contracted general activity (UDA)	0
Carry forward general activity (UDA)	0
17/18 Contracted orthodontic activity (UOA)	23,062
Carry forward orthodontic activity (UOA)	133
Baseline contract value	£1,545,751.67

ACCESS

	Contract	England and Wales
24 month ratio of assessments to patient IDs	1.11	1.09

ACTIVITY


Month	Adjusted Scheduled Activity (UOA)	
	2017	2018
April	1,122	908
May	3,656	3,165
June	5,169	4,644
July	7,511	6,052
August	9,956	7,509
September	11,993	10,194
October	13,683	12,032
November	14,679	14,283
December	16,187	15,850
January	17,388	
February	19,852	
March	22,750	
April	22,845	
May	22,908	
June	22,929	

QUALITY

	Contract Quantity	Contract Base Number	Contract *	Region	England
% of all assessments that were assess and fit appliances (rolling 12 month period)	1,071	2,050	52.2%	61.9%	58.6%
% of all assessments that were assess and refuse (rolling 12 month period)	273	2,050	13.3%	9.9%	11.3%
% of all assessments that were assess and review (rolling 12 month period)	706	2,050	34.4%	28.2%	30.0%
% of terminated courses where treatment was abandoned or discontinued (rolling 12 month period)	35	808	4.3%	7.3%	7.4%
% of completed treatments indicating that PAR score was taken (year to date)	0	582	0.0%	67.6%	64.3%
Rate of removable appliances per 100 fixed appliances - proposed treatment (rolling 12 month period)	30	2,038	1.47	4.62	5.53
Rate of removable appliances per 100 fixed appliances - completed treatment (rolling 12 month period)	31	1,475	2.10	3.88	4.60
% of courses of treatment with removable appliances only - proposed treatment (rolling 12 month period)	16	1,071	1.5%	1.6%	1.9%
% of courses of treatment with removable appliances only - completed treatment (rolling 12 month period)	25	773	3.2%	1.5%	1.4%
% of patients satisfied with the treatment they have received (rolling 12 month period)	18	18	100.0%	96.1%	95.9%

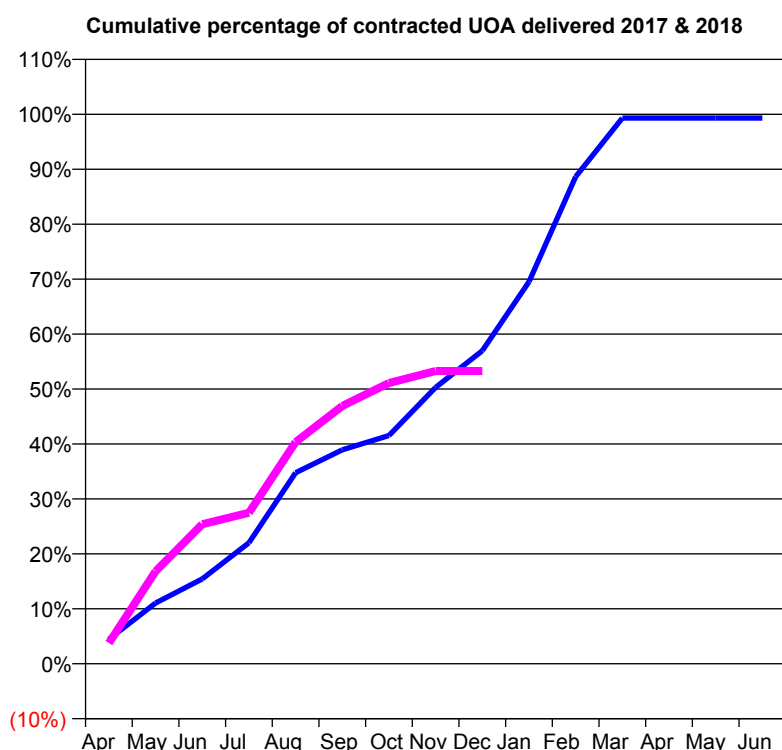
* Figures in italics indicate that the base number is less than 100.

Q66 - Vital Signs Orthodontic At a Glance Contract Report for 229342/0001 - December 2017

Name or company name	MR IJ MILLS
Contract type name	GDS Contract
Purpose of contract	General and Orthodontic
Contract start date	01/04/2006
Contract end date	

17/18 Contracted general activity (UDA)	17,382
Carry forward general activity (UDA)	0
17/18 Contracted orthodontic activity (UOA)	1,004
Carry forward orthodontic activity (UOA)	7
Baseline contract value	£790,275.77

ACCESS	Contract	England and Wales
24 month ratio of assessments to patient IDs	1.09	1.09

ACTIVITY


Month	Adjusted Scheduled Activity (UOA)	
	2017	2018
April	45	38
May	111	169
June	155	255
July	221	276
August	349	405
September	391	471
October	417	513
November	505	535
December	572	535
January	698	
February	890	
March	997	
April	997	
May	997	
June	997	

QUALITY	Contract Quantity	Contract Base Number	Contract *	Region	England
% of all assessments that were assess and fit appliances (rolling 12 month period)	46	69	66.7%	61.9%	58.6%
% of all assessments that were assess and refuse (rolling 12 month period)	3	69	4.3%	9.9%	11.3%
% of all assessments that were assess and review (rolling 12 month period)	20	69	29.0%	28.2%	30.0%
% of terminated courses where treatment was abandoned or discontinued (rolling 12 month period)	0	48	0.0%	7.3%	7.4%
% of completed treatments indicating that PAR score was taken (year to date)	25	25	100.0%	67.6%	64.3%
Rate of removable appliances per 100 fixed appliances - proposed treatment (rolling 12 month period)	0	1	0.00	4.62	5.53
Rate of removable appliances per 100 fixed appliances - completed treatment (rolling 12 month period)	2	93	2.15	3.88	4.60
% of courses of treatment with removable appliances only - proposed treatment (rolling 12 month period)	0	46	0.0%	1.6%	1.9%
% of courses of treatment with removable appliances only - completed treatment (rolling 12 month period)	0	48	0.0%	1.5%	1.4%
% of patients satisfied with the treatment they have received (rolling 12 month period)	5	5	100.0%	96.1%	95.9%

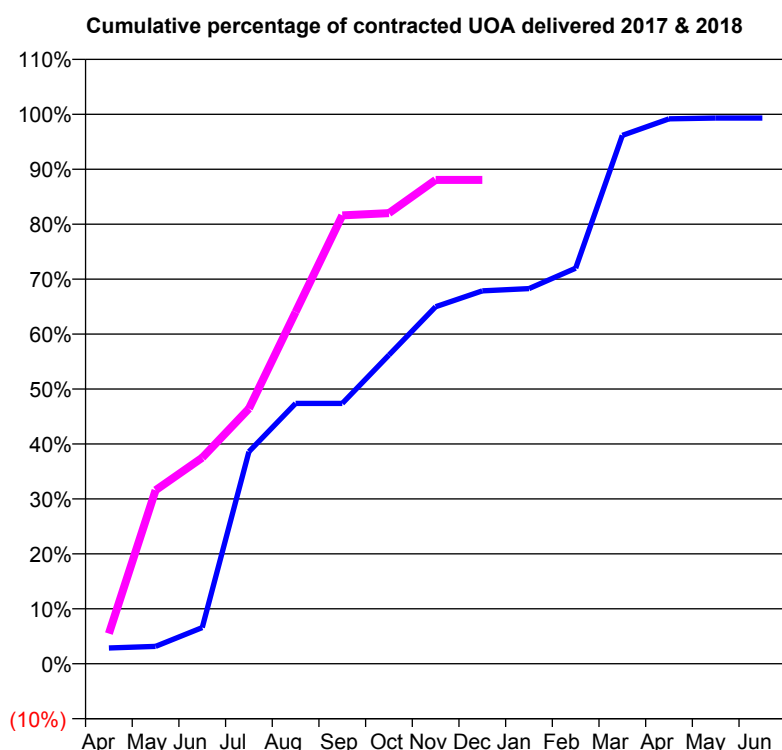
* Figures in italics indicate that the base number is less than 100.

Q66 - Vital Signs Orthodontic At a Glance Contract Report for 324205/0001 - December 2017

Name or company name	MR DK BURGESS
Contract type name	GDS Contract
Purpose of contract	General and Orthodontic
Contract start date	01/04/2006
Contract end date	

17/18 Contracted general activity (UDA)	2,137
Carry forward general activity (UDA)	0
17/18 Contracted orthodontic activity (UOA)	728
Carry forward orthodontic activity (UOA)	5
Baseline contract value	£104,850.36

ACCESS	Contract	England and Wales
24 month ratio of assessments to patient IDs	1.04	1.09

ACTIVITY


Month	Adjusted Scheduled Activity (UOA)	
	2017	2018
April	21	40
May	23	230
June	48	273
July	281	338
August	345	466
September	345	594
October	409	597
November	473	641
December	494	641
January	497	
February	524	
March	700	
April	722	
May	723	
June	723	

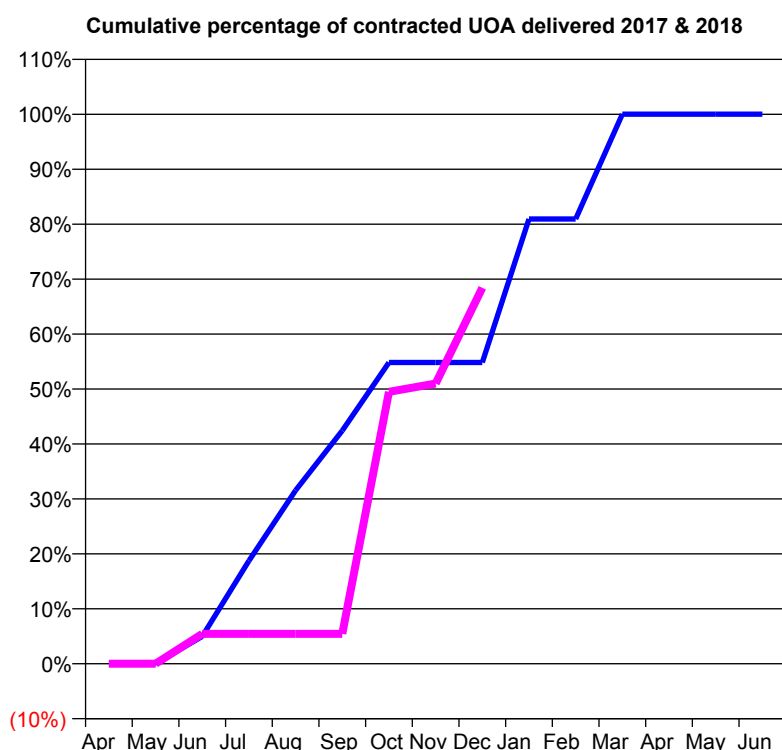
QUALITY	Contract Quantity	Contract Base Number	Contract *	Region	England
% of all assessments that were assess and fit appliances (rolling 12 month period)	42	73	57.5%	61.9%	58.6%
% of all assessments that were assess and refuse (rolling 12 month period)	22	73	30.1%	9.9%	11.3%
% of all assessments that were assess and review (rolling 12 month period)	9	73	12.3%	28.2%	30.0%
% of terminated courses where treatment was abandoned or discontinued (rolling 12 month period)	0	27	0.0%	7.3%	7.4%
% of completed treatments indicating that PAR score was taken (year to date)	19	21	90.5%	67.6%	64.3%
Rate of removable appliances per 100 fixed appliances - proposed treatment (rolling 12 month period)	2	25	8.00	4.62	5.53
Rate of removable appliances per 100 fixed appliances - completed treatment (rolling 12 month period)	2	42	4.76	3.88	4.60
% of courses of treatment with removable appliances only - proposed treatment (rolling 12 month period)	2	42	4.8%	1.6%	1.9%
% of courses of treatment with removable appliances only - completed treatment (rolling 12 month period)	1	27	3.7%	1.5%	1.4%
% of patients satisfied with the treatment they have received (rolling 12 month period)	1	1	100.0%	96.1%	95.9%

* Figures in italics indicate that the base number is less than 100.

Q66 - Vital Signs Orthodontic At a Glance Contract Report for 332941/0001 - December 2017

Name or company name	MR JF STEYN	17/18 Contracted general activity (UDA)	0
Contract type name	PDS Contract	Carry forward general activity (UDA)	0
Purpose of contract	Orthodontic	17/18 Contracted orthodontic activity (UOA)	4,297
Contract start date	01/04/2006	Carry forward orthodontic activity (UOA)	0
Contract end date	31/03/2018	Baseline contract value	£287,629.32

ACCESS	Contract	England and Wales
24 month ratio of assessments to patient IDs	1.08	1.09

ACTIVITY


Month	Adjusted Scheduled Activity (UOA)	
	2017	2018
April	0	0
May	0	0
June	214	234
July	806	234
August	1,356	234
September	1,823	234
October	2,356	2,127
November	2,356	2,191
December	2,356	2,940
January	3,478	
February	3,478	
March	4,298	
April	4,298	
May	4,298	
June	4,298	

QUALITY	Contract Quantity	Contract Base Number	Contract *	Region	England
% of all assessments that were assess and fit appliances (rolling 12 month period)	226	362	62.4%	61.9%	58.6%
% of all assessments that were assess and refuse (rolling 12 month period)	26	362	7.2%	9.9%	11.3%
% of all assessments that were assess and review (rolling 12 month period)	110	362	30.4%	28.2%	30.0%
% of terminated courses where treatment was abandoned or discontinued (rolling 12 month period)	6	156	3.8%	7.3%	7.4%
% of completed treatments indicating that PAR score was taken (year to date)	93	96	96.9%	67.6%	64.3%
Rate of removable appliances per 100 fixed appliances - proposed treatment (rolling 12 month period)	9	448	2.01	4.62	5.53
Rate of removable appliances per 100 fixed appliances - completed treatment (rolling 12 month period)	2	129	1.55	3.88	4.60
% of courses of treatment with removable appliances only - proposed treatment (rolling 12 month period)	2	226	0.9%	1.6%	1.9%
% of courses of treatment with removable appliances only - completed treatment (rolling 12 month period)	0	150	0.0%	1.5%	1.4%
% of patients satisfied with the treatment they have received (rolling 12 month period)	1	1	100.0%	96.1%	95.9%

* Figures in italics indicate that the base number is less than 100.

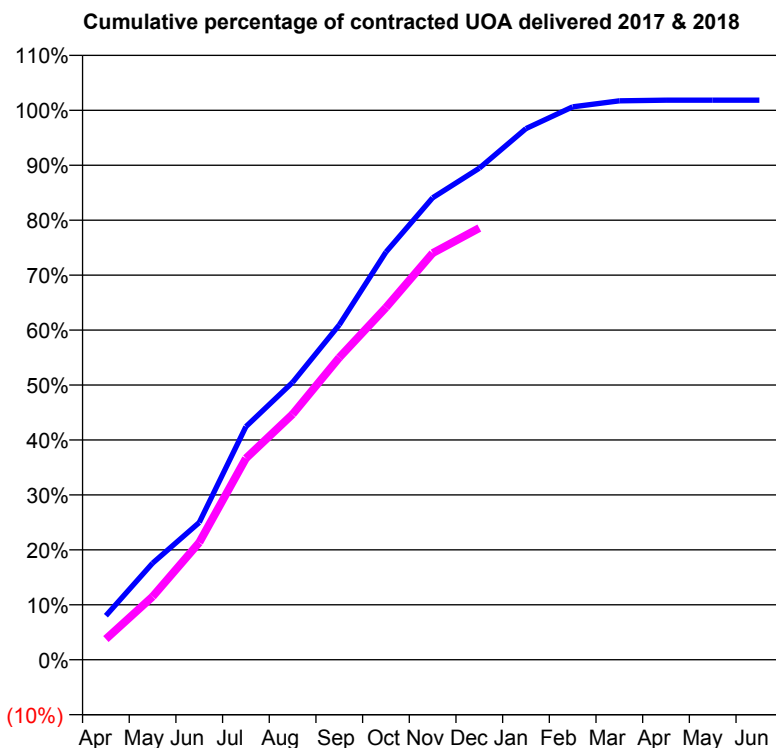
Q66 - Vital Signs Orthodontic At a Glance Contract Report for 338869/0001 - December 2017

Name or company name	MR JR MACHELL
Contract type name	PDS Contract
Purpose of contract	Orthodontic
Contract start date	01/04/2006
Contract end date	31/03/2018

17/18 Contracted general activity (UDA)	0
Carry forward general activity (UDA)	0
17/18 Contracted orthodontic activity (UOA)	4,528
Carry forward orthodontic activity (UOA)	0
Baseline contract value	£297,007.71

ACCESS

	Contract	England and Wales
24 month ratio of assessments to patient IDs	1.01	1.09

ACTIVITY


Month	Adjusted Scheduled Activity (UOA)	
	2017	2018
April	363	171
May	796	520
June	1,131	966
July	1,921	1,660
August	2,286	2,023
September	2,760	2,490
October	3,360	2,903
November	3,807	3,351
December	4,051	3,557
January	4,377	
February	4,556	
March	4,606	
April	4,611	
May	4,611	
June	4,611	

QUALITY

	Contract Quantity	Contract Base Number	Contract *	Region	England
% of all assessments that were assess and fit appliances (rolling 12 month period)	193	306	63.1%	61.9%	58.6%
% of all assessments that were assess and refuse (rolling 12 month period)	0	306	0.0%	9.9%	11.3%
% of all assessments that were assess and review (rolling 12 month period)	113	306	36.9%	28.2%	30.0%
% of terminated courses where treatment was abandoned or discontinued (rolling 12 month period)	6	186	3.2%	7.3%	7.4%
% of completed treatments indicating that PAR score was taken (year to date)	133	138	96.4%	67.6%	64.3%
Rate of removable appliances per 100 fixed appliances - proposed treatment (rolling 12 month period)	4	373	1.07	4.62	5.53
Rate of removable appliances per 100 fixed appliances - completed treatment (rolling 12 month period)	2	350	0.57	3.88	4.60
% of courses of treatment with removable appliances only - proposed treatment (rolling 12 month period)	2	193	1.0%	1.6%	1.9%
% of courses of treatment with removable appliances only - completed treatment (rolling 12 month period)	2	180	1.1%	1.5%	1.4%
% of patients satisfied with the treatment they have received (rolling 12 month period)	10	10	100.0%	96.1%	95.9%

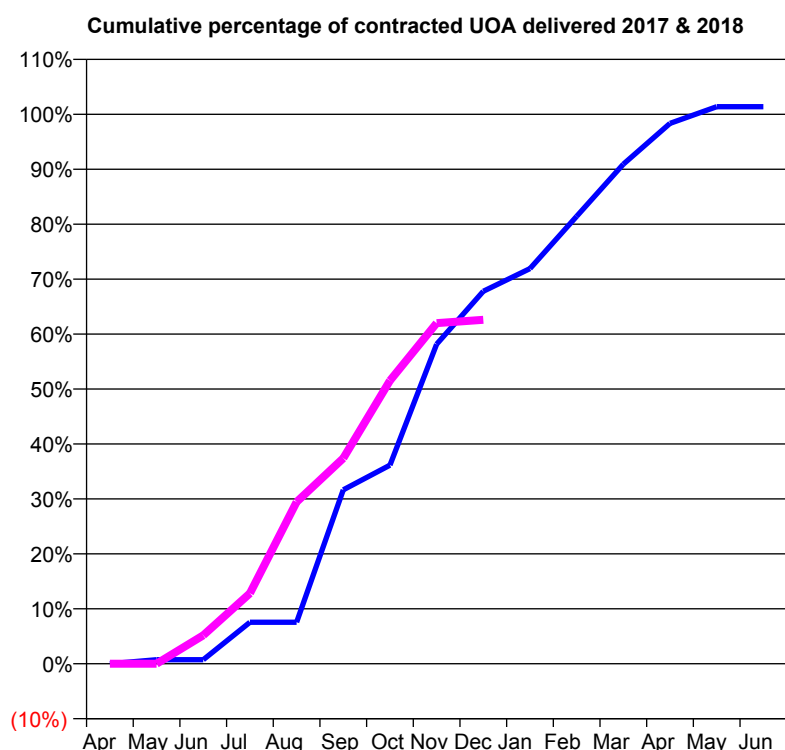
* Figures in italics indicate that the base number is less than 100.

Q66 - Vital Signs Orthodontic At a Glance Contract Report for 570370/0001 - December 2017

Name or company name	MISS SC COOPER	17/18 Contracted general activity (UDA)	0
Contract type name	PDS Contract	Carry forward general activity (UDA)	0
Purpose of contract	Orthodontic	17/18 Contracted orthodontic activity (UOA)	3,480
Contract start date	01/08/2006	Carry forward orthodontic activity (UOA)	0
Contract end date	31/03/2018	Baseline contract value	£216,889.50

ACCESS

	Contract	England and Wales
24 month ratio of assessments to patient IDs	1.10	1.09

ACTIVITY


Month	Adjusted Scheduled Activity (UOA)	
	2017	2018
April	0	0
May	26	0
June	26	180
July	263	446
August	263	1,025
September	1,102	1,302
October	1,258	1,793
November	2,024	2,157
December	2,359	2,178
January	2,503	
February	2,834	
March	3,164	
April	3,422	
May	3,528	
June	3,528	

QUALITY

	Contract Quantity	Contract Base Number	Contract *	Region	England
% of all assessments that were assess and fit appliances (rolling 12 month period)	154	267	57.7%	61.9%	58.6%
% of all assessments that were assess and refuse (rolling 12 month period)	25	267	9.4%	9.9%	11.3%
% of all assessments that were assess and review (rolling 12 month period)	88	267	33.0%	28.2%	30.0%
% of terminated courses where treatment was abandoned or discontinued (rolling 12 month period)	6	77	7.8%	7.3%	7.4%
% of completed treatments indicating that PAR score was taken (year to date)	8	38	21.1%	67.6%	64.3%
Rate of removable appliances per 100 fixed appliances - proposed treatment (rolling 12 month period)	18	305	5.90	4.62	5.53
Rate of removable appliances per 100 fixed appliances - completed treatment (rolling 12 month period)	23	140	16.43	3.88	4.60
% of courses of treatment with removable appliances only - proposed treatment (rolling 12 month period)	0	154	0.0%	1.6%	1.9%
% of courses of treatment with removable appliances only - completed treatment (rolling 12 month period)	0	71	0.0%	1.5%	1.4%
% of patients satisfied with the treatment they have received (rolling 12 month period)	3	3	100.0%	96.1%	95.9%

* Figures in italics indicate that the base number is less than 100.

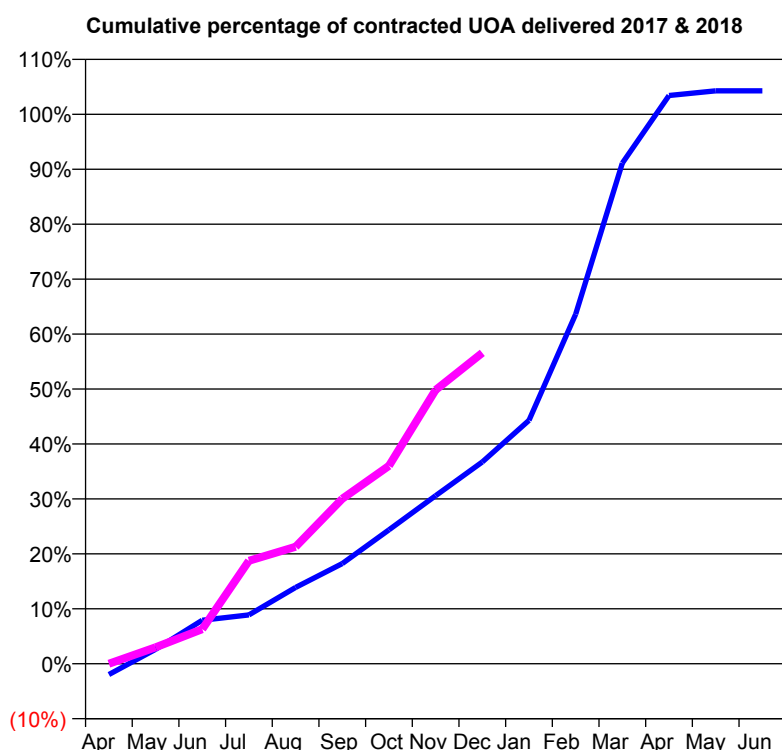
Q66 - Vital Signs Orthodontic At a Glance Contract Report for 634891/0001 - December 2017

Name or company name	MISS JE LEWIS
Contract type name	PDS Contract
Purpose of contract	Orthodontic
Contract start date	01/04/2006
Contract end date	31/03/2018

17/18 Contracted general activity (UDA)	0
Carry forward general activity (UDA)	0
17/18 Contracted orthodontic activity (UOA)	2,540
Carry forward orthodontic activity (UOA)	0
Baseline contract value	£166,621.69

ACCESS

	Contract	England and Wales
24 month ratio of assessments to patient IDs	1.07	1.09

ACTIVITY


Month	Adjusted Scheduled Activity (UOA)	
	2017	2018
April	-50	0
May	67	76
June	201	160
July	226	476
August	353	541
September	463	763
October	619	915
November	777	1,266
December	933	1,437
January	1,125	
February	1,616	
March	2,314	
April	2,627	
May	2,648	
June	2,648	

QUALITY

	Contract Quantity	Contract Base Number	Contract *	Region	England
% of all assessments that were assess and fit appliances (rolling 12 month period)	145	317	45.7%	61.9%	58.6%
% of all assessments that were assess and refuse (rolling 12 month period)	88	317	27.8%	9.9%	11.3%
% of all assessments that were assess and review (rolling 12 month period)	84	317	26.5%	28.2%	30.0%
% of terminated courses where treatment was abandoned or discontinued (rolling 12 month period)	12	73	16.4%	7.3%	7.4%
% of completed treatments indicating that PAR score was taken (year to date)	37	39	94.9%	67.6%	64.3%
Rate of removable appliances per 100 fixed appliances - proposed treatment (rolling 12 month period)	2	272	0.74	4.62	5.53
Rate of removable appliances per 100 fixed appliances - completed treatment (rolling 12 month period)	0	0	N/A	3.88	4.60
% of courses of treatment with removable appliances only - proposed treatment (rolling 12 month period)	1	145	0.7%	1.6%	1.9%
% of courses of treatment with removable appliances only - completed treatment (rolling 12 month period)	0	61	0.0%	1.5%	1.4%
% of patients satisfied with the treatment they have received (rolling 12 month period)	2	2	100.0%	96.1%	95.9%

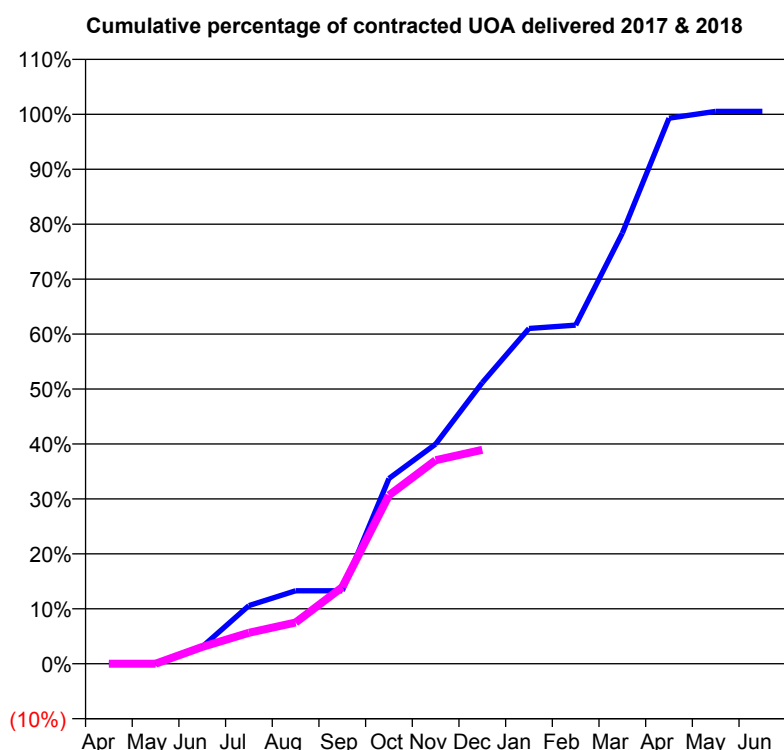
* Figures in italics indicate that the base number is less than 100.

Q66 - Vital Signs Orthodontic At a Glance Contract Report for 642363/0001 - December 2017

Name or company name	MISS PM TEBBETT
Contract type name	PDS Contract
Purpose of contract	Orthodontic
Contract start date	01/04/2006
Contract end date	31/03/2018

17/18 Contracted general activity (UDA)	0
Carry forward general activity (UDA)	0
17/18 Contracted orthodontic activity (UOA)	3,414
Carry forward orthodontic activity (UOA)	0
Baseline contract value	£236,924.90

ACCESS	Contract	England and Wales
24 month ratio of assessments to patient IDs	1.03	1.09

ACTIVITY


Month	Adjusted Scheduled Activity (UOA)	
	2017	2018
April	0	0
May	0	0
June	106	105
July	362	193
August	454	256
September	454	476
October	1,151	1,047
November	1,365	1,265
December	1,747	1,329
January	2,083	
February	2,104	
March	2,676	
April	3,390	
May	3,432	
June	3,432	

QUALITY	Contract Quantity	Contract Base Number	Contract *	Region	England
% of all assessments that were assess and fit appliances (rolling 12 month period)	145	164	88.4%	61.9%	58.6%
% of all assessments that were assess and refuse (rolling 12 month period)	19	164	11.6%	9.9%	11.3%
% of all assessments that were assess and review (rolling 12 month period)	0	164	0.0%	28.2%	30.0%
% of terminated courses where treatment was abandoned or discontinued (rolling 12 month period)	5	132	3.8%	7.3%	7.4%
% of completed treatments indicating that PAR score was taken (year to date)	92	95	96.8%	67.6%	64.3%
Rate of removable appliances per 100 fixed appliances - proposed treatment (rolling 12 month period)	35	275	12.73	4.62	5.53
Rate of removable appliances per 100 fixed appliances - completed treatment (rolling 12 month period)	26	229	11.35	3.88	4.60
% of courses of treatment with removable appliances only - proposed treatment (rolling 12 month period)	3	145	2.1%	1.6%	1.9%
% of courses of treatment with removable appliances only - completed treatment (rolling 12 month period)	1	127	0.8%	1.5%	1.4%
% of patients satisfied with the treatment they have received (rolling 12 month period)	8	8	100.0%	96.1%	95.9%

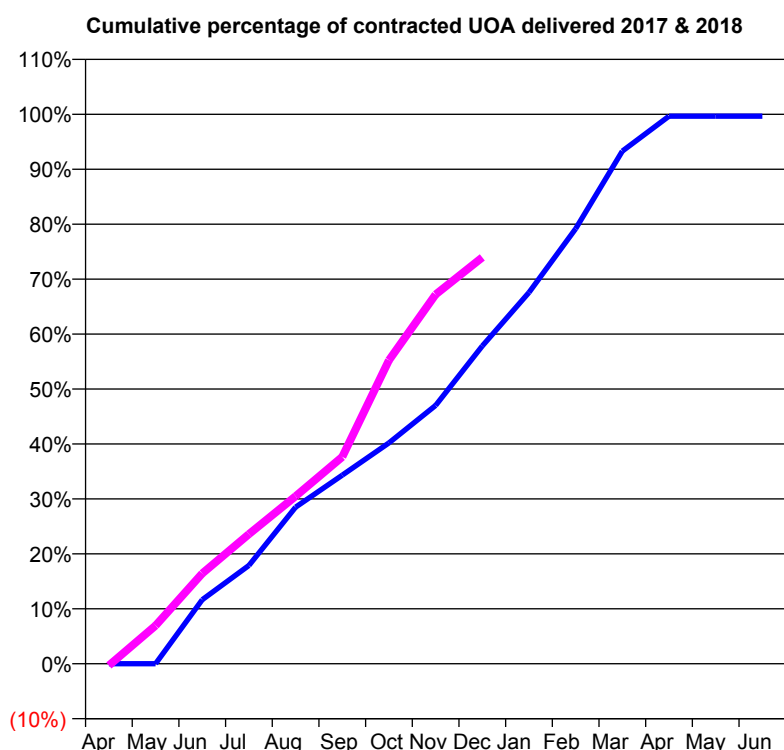
* Figures in italics indicate that the base number is less than 100.

Q66 - Vital Signs Orthodontic At a Glance Contract Report for 731862/0001 - December 2017

Name or company name	MR SJ MORRIS
Contract type name	PDS Contract
Purpose of contract	Orthodontic
Contract start date	01/04/2006
Contract end date	31/03/2018

17/18 Contracted general activity (UDA)	0
Carry forward general activity (UDA)	0
17/18 Contracted orthodontic activity (UOA)	4,447
Carry forward orthodontic activity (UOA)	15
Baseline contract value	£308,809.33

ACCESS	Contract	England and Wales
24 month ratio of assessments to patient IDs	1.03	1.09

ACTIVITY


Month	Adjusted Scheduled Activity (UOA)	
	2017	2018
April	0	-15
May	0	309
June	519	731
July	796	1,049
August	1,268	1,356
September	1,526	1,674
October	1,788	2,457
November	2,091	2,989
December	2,572	3,289
January	3,005	
February	3,521	
March	4,149	
April	4,431	
May	4,431	
June	4,432	

QUALITY	Contract Quantity	Contract Base Number	Contract *	Region	England
% of all assessments that were assess and fit appliances (rolling 12 month period)	235	481	48.9%	61.9%	58.6%
% of all assessments that were assess and refuse (rolling 12 month period)	12	481	2.5%	9.9%	11.3%
% of all assessments that were assess and review (rolling 12 month period)	234	481	48.6%	28.2%	30.0%
% of terminated courses where treatment was abandoned or discontinued (rolling 12 month period)	7	169	4.1%	7.3%	7.4%
% of completed treatments indicating that PAR score was taken (year to date)	115	116	99.1%	67.6%	64.3%
Rate of removable appliances per 100 fixed appliances - proposed treatment (rolling 12 month period)	13	464	2.80	4.62	5.53
Rate of removable appliances per 100 fixed appliances - completed treatment (rolling 12 month period)	2	322	0.62	3.88	4.60
% of courses of treatment with removable appliances only - proposed treatment (rolling 12 month period)	3	235	1.3%	1.6%	1.9%
% of courses of treatment with removable appliances only - completed treatment (rolling 12 month period)	0	162	0.0%	1.5%	1.4%
% of patients satisfied with the treatment they have received (rolling 12 month period)	12	12	100.0%	96.1%	95.9%

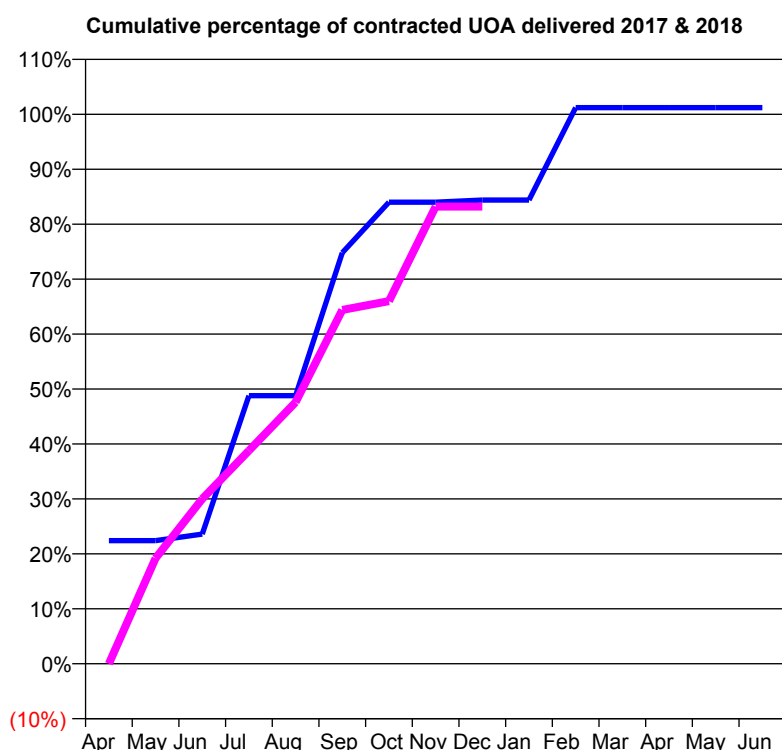
* Figures in italics indicate that the base number is less than 100.

Q66 - Vital Signs Orthodontic At a Glance Contract Report for 738964/0001 - December 2017

Name or company name	MR PA BALDWIN
Contract type name	GDS Contract
Purpose of contract	General and Orthodontic
Contract start date	01/06/2014
Contract end date	

17/18 Contracted general activity (UDA)	1,815
Carry forward general activity (UDA)	0
17/18 Contracted orthodontic activity (UOA)	250
Carry forward orthodontic activity (UOA)	0
Baseline contract value	£62,148.04

ACCESS	Contract	England and Wales
24 month ratio of assessments to patient IDs	1.14	1.09

ACTIVITY


Month	Adjusted Scheduled Activity (UOA)	
	2017	2018
April	56	0
May	56	48
June	59	75
July	122	97
August	122	119
September	187	161
October	210	165
November	210	208
December	211	208
January	211	
February	253	
March	253	
April	253	
May	253	
June	253	

QUALITY	Contract Quantity	Contract Base Number	Contract *	Region	England
% of all assessments that were assess and fit appliances (rolling 12 month period)	12	28	42.9%	61.9%	58.6%
% of all assessments that were assess and refuse (rolling 12 month period)	5	28	17.9%	9.9%	11.3%
% of all assessments that were assess and review (rolling 12 month period)	11	28	39.3%	28.2%	30.0%
% of terminated courses where treatment was abandoned or discontinued (rolling 12 month period)	2	14	14.3%	7.3%	7.4%
% of completed treatments indicating that PAR score was taken (year to date)	7	8	87.5%	67.6%	64.3%
Rate of removable appliances per 100 fixed appliances - proposed treatment (rolling 12 month period)	1	9	11.11	4.62	5.53
Rate of removable appliances per 100 fixed appliances - completed treatment (rolling 12 month period)	0	4	0.00	3.88	4.60
% of courses of treatment with removable appliances only - proposed treatment (rolling 12 month period)	1	12	8.3%	1.6%	1.9%
% of courses of treatment with removable appliances only - completed treatment (rolling 12 month period)	0	12	0.0%	1.5%	1.4%
% of patients satisfied with the treatment they have received (rolling 12 month period)	0	0	N/A	96.1%	95.9%

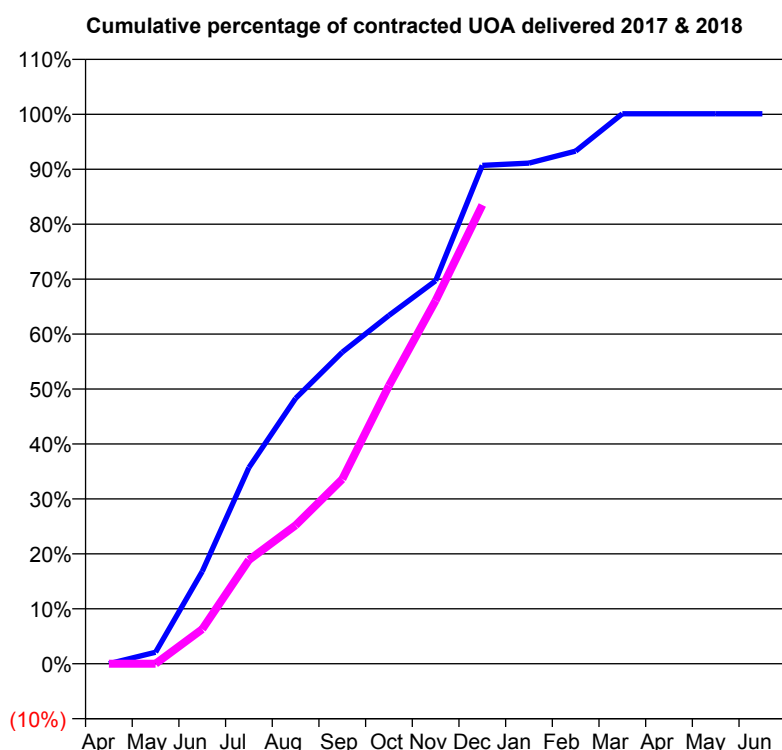
* Figures in italics indicate that the base number is less than 100.

Q66 - Vital Signs Orthodontic At a Glance Contract Report for 762520/0001 - December 2017

Name or company name	Castle View Dental Practice
Contract type name	Pilot Contract
Purpose of contract	General and Orthodontic
Contract start date	01/09/2013
Contract end date	

17/18 Contracted general activity (UDA)	31,724
Carry forward general activity (UDA)	0
17/18 Contracted orthodontic activity (UOA)	1,000
Carry forward orthodontic activity (UOA)	0
Baseline contract value	£1,041,455.12

ACCESS	Contract	England and Wales
24 month ratio of assessments to patient IDs	1.08	1.09

ACTIVITY


Month	Adjusted Scheduled Activity (UOA)	
	2017	2018
April	0	0
May	21	0
June	168	63
July	357	189
August	483	252
September	567	336
October	634	506
November	697	661
December	907	835
January	911	
February	933	
March	1,001	
April	1,001	
May	1,001	
June	1,001	

QUALITY	Contract Quantity	Contract Base Number	Contract *	Region	England
% of all assessments that were assess and fit appliances (rolling 12 month period)	46	60	76.7%	61.9%	58.6%
% of all assessments that were assess and refuse (rolling 12 month period)	7	60	11.7%	9.9%	11.3%
% of all assessments that were assess and review (rolling 12 month period)	7	60	11.7%	28.2%	30.0%
% of terminated courses where treatment was abandoned or discontinued (rolling 12 month period)	8	31	25.8%	7.3%	7.4%
% of completed treatments indicating that PAR score was taken (year to date)	9	18	50.0%	67.6%	64.3%
Rate of removable appliances per 100 fixed appliances - proposed treatment (rolling 12 month period)	3	78	3.85	4.62	5.53
Rate of removable appliances per 100 fixed appliances - completed treatment (rolling 12 month period)	3	40	7.50	3.88	4.60
% of courses of treatment with removable appliances only - proposed treatment (rolling 12 month period)	3	46	6.5%	1.6%	1.9%
% of courses of treatment with removable appliances only - completed treatment (rolling 12 month period)	1	23	4.3%	1.5%	1.4%
% of patients satisfied with the treatment they have received (rolling 12 month period)	1	1	100.0%	96.1%	95.9%

* Figures in italics indicate that the base number is less than 100.

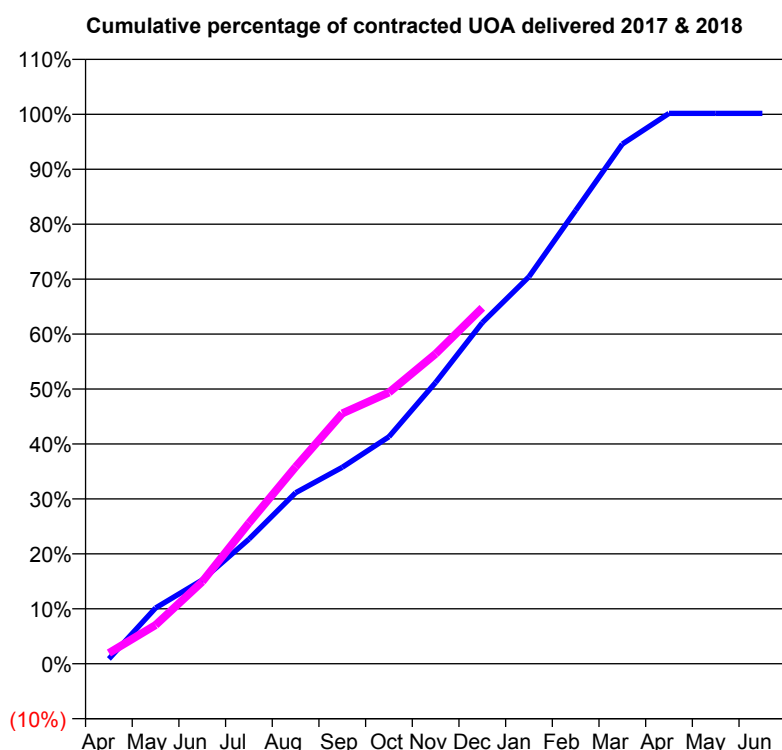
Q66 - Vital Signs Orthodontic At a Glance Contract Report for 833533/0001 - December 2017

Name or company name	MR A GREEN
Contract type name	PDS Contract
Purpose of contract	Orthodontic
Contract start date	01/04/2006
Contract end date	31/03/2018

17/18 Contracted general activity (UDA)	0
Carry forward general activity (UDA)	0
17/18 Contracted orthodontic activity (UOA)	4,528
Carry forward orthodontic activity (UOA)	0
Baseline contract value	£297,007.71

ACCESS	Contract	England and Wales
--------	----------	-------------------

24 month ratio of assessments to patient IDs	1.00	1.09
--	------	------

ACTIVITY


Month	Adjusted Scheduled Activity (UOA)	
	2017	2018
April	40	88
May	460	319
June	691	676
July	1,027	1,160
August	1,409	1,622
September	1,619	2,063
October	1,871	2,235
November	2,318	2,554
December	2,811	2,933
January	3,189	
February	3,735	
March	4,283	
April	4,535	
May	4,535	
June	4,535	

QUALITY	Contract Quantity	Contract Base Number	Contract *	Region	England
---------	-------------------	----------------------	------------	--------	---------

% of all assessments that were assess and fit appliances (rolling 12 month period)	224	226	99.1%	61.9%	58.6%
% of all assessments that were assess and refuse (rolling 12 month period)	2	226	0.9%	9.9%	11.3%
% of all assessments that were assess and review (rolling 12 month period)	0	226	0.0%	28.2%	30.0%
% of terminated courses where treatment was abandoned or discontinued (rolling 12 month period)	7	212	3.3%	7.3%	7.4%
% of completed treatments indicating that PAR score was taken (year to date)	157	160	98.1%	67.6%	64.3%
Rate of removable appliances per 100 fixed appliances - proposed treatment (rolling 12 month period)	4	385	1.04	4.62	5.53
Rate of removable appliances per 100 fixed appliances - completed treatment (rolling 12 month period)	3	394	0.76	3.88	4.60
% of courses of treatment with removable appliances only - proposed treatment (rolling 12 month period)	4	224	1.8%	1.6%	1.9%
% of courses of treatment with removable appliances only - completed treatment (rolling 12 month period)	3	205	1.5%	1.5%	1.4%
% of patients satisfied with the treatment they have received (rolling 12 month period)	5	6	83.3%	96.1%	95.9%

* Figures in italics indicate that the base number is less than 100.

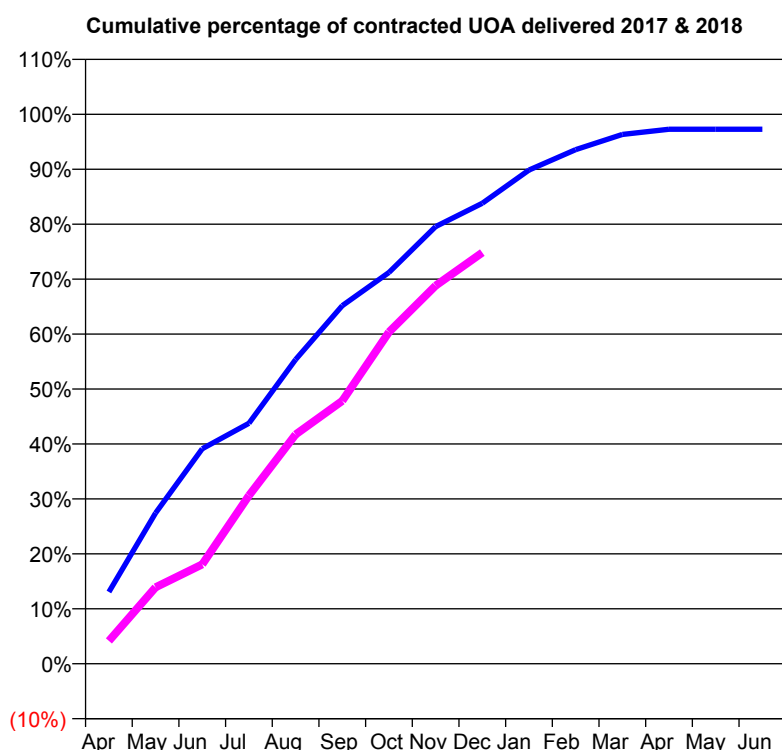
Q66 - Vital Signs Orthodontic At a Glance Contract Report for 916498/0001 - December 2017

Name or company name	MR RA SNELGROVE
Contract type name	PDS Contract
Purpose of contract	Orthodontic
Contract start date	01/04/2006
Contract end date	31/03/2018

17/18 Contracted general activity (UDA)	0
Carry forward general activity (UDA)	0
17/18 Contracted orthodontic activity (UOA)	4,529
Carry forward orthodontic activity (UOA)	0
Baseline contract value	£297,007.71

ACCESS

	Contract	England and Wales
24 month ratio of assessments to patient IDs	1.00	1.09

ACTIVITY


Month	Adjusted Scheduled Activity (UOA)	
	2017	2018
April	592	189
May	1,243	630
June	1,772	819
July	1,982	1,386
August	2,507	1,890
September	2,952	2,167
October	3,225	2,734
November	3,603	3,116
December	3,796	3,389
January	4,069	
February	4,237	
March	4,363	
April	4,405	
May	4,405	
June	4,405	

QUALITY

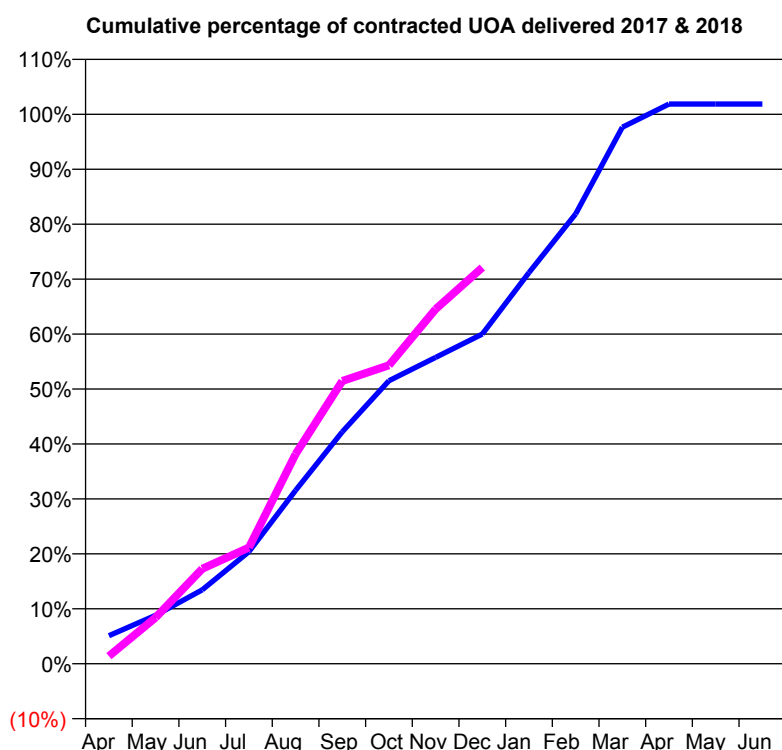
	Contract Quantity	Contract Base Number	Contract *	Region	England
% of all assessments that were assess and fit appliances (rolling 12 month period)	192	192	100.0%	61.9%	58.6%
% of all assessments that were assess and refuse (rolling 12 month period)	0	192	0.0%	9.9%	11.3%
% of all assessments that were assess and review (rolling 12 month period)	0	192	0.0%	28.2%	30.0%
% of terminated courses where treatment was abandoned or discontinued (rolling 12 month period)	16	203	7.9%	7.3%	7.4%
% of completed treatments indicating that PAR score was taken (year to date)	128	132	97.0%	67.6%	64.3%
Rate of removable appliances per 100 fixed appliances - proposed treatment (rolling 12 month period)	2	352	0.57	4.62	5.53
Rate of removable appliances per 100 fixed appliances - completed treatment (rolling 12 month period)	1	362	0.28	3.88	4.60
% of courses of treatment with removable appliances only - proposed treatment (rolling 12 month period)	1	192	0.5%	1.6%	1.9%
% of courses of treatment with removable appliances only - completed treatment (rolling 12 month period)	0	187	0.0%	1.5%	1.4%
% of patients satisfied with the treatment they have received (rolling 12 month period)	5	5	100.0%	96.1%	95.9%

* Figures in italics indicate that the base number is less than 100.

Q66 - Vital Signs Orthodontic At a Glance Contract Report for 921181/0001 - December 2017

Name or company name	MISS J DAVIES	17/18 Contracted general activity (UDA)	0
Contract type name	PDS Contract	Carry forward general activity (UDA)	0
Purpose of contract	Orthodontic	17/18 Contracted orthodontic activity (UOA)	4,528
Contract start date	01/04/2006	Carry forward orthodontic activity (UOA)	0
Contract end date	31/03/2018	Baseline contract value	£297,007.71

ACCESS	Contract	England and Wales
24 month ratio of assessments to patient IDs	1.00	1.09

ACTIVITY


Month	Adjusted Scheduled Activity (UOA)	
	2017	2018
April	231	63
May	399	381
June	609	783
July	924	958
August	1,429	1,728
September	1,912	2,330
October	2,332	2,460
November	2,525	2,922
December	2,717	3,265
January	3,224	
February	3,707	
March	4,421	
April	4,612	
May	4,612	
June	4,612	

QUALITY	Contract Quantity	Contract Base Number	Contract *	Region	England
% of all assessments that were assess and fit appliances (rolling 12 month period)	243	315	77.1%	61.9%	58.6%
% of all assessments that were assess and refuse (rolling 12 month period)	1	315	0.3%	9.9%	11.3%
% of all assessments that were assess and review (rolling 12 month period)	71	315	22.5%	28.2%	30.0%
% of terminated courses where treatment was abandoned or discontinued (rolling 12 month period)	1	169	0.6%	7.3%	7.4%
% of completed treatments indicating that PAR score was taken (year to date)	120	122	98.4%	67.6%	64.3%
Rate of removable appliances per 100 fixed appliances - proposed treatment (rolling 12 month period)	1	479	0.21	4.62	5.53
Rate of removable appliances per 100 fixed appliances - completed treatment (rolling 12 month period)	5	329	1.52	3.88	4.60
% of courses of treatment with removable appliances only - proposed treatment (rolling 12 month period)	1	243	0.4%	1.6%	1.9%
% of courses of treatment with removable appliances only - completed treatment (rolling 12 month period)	0	168	0.0%	1.5%	1.4%
% of patients satisfied with the treatment they have received (rolling 12 month period)	11	11	100.0%	96.1%	95.9%

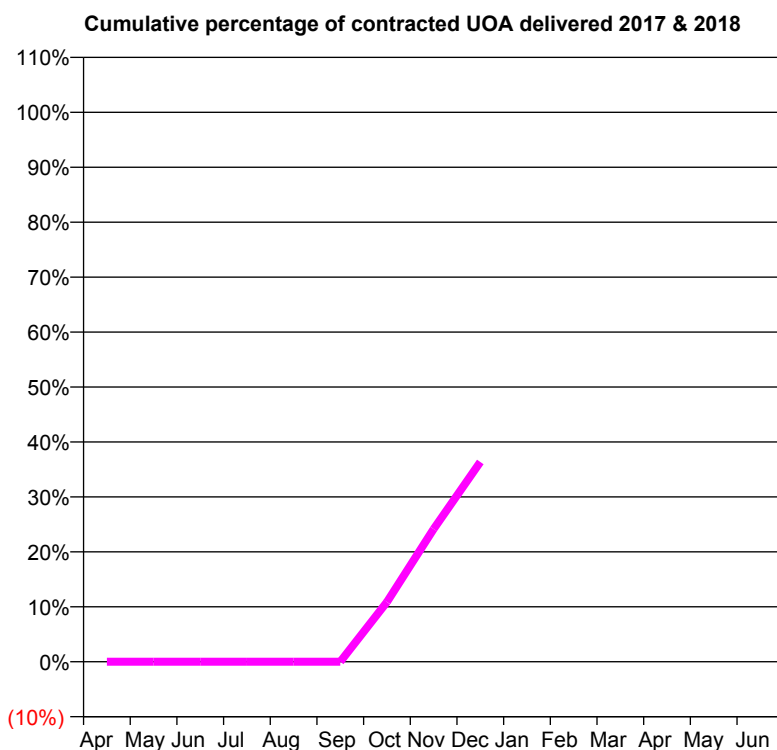
* Figures in italics indicate that the base number is less than 100.

Q67 - Vital Signs Orthodontic At a Glance Contract Report for 100487/0000 - December 2017

Name or company name	Mid Kent Orthodontics Limited	17/18 Contracted general activity (UDA)	0
Contract type name	PDS Contract	Carry forward general activity (UDA)	0
Purpose of contract	Orthodontic	17/18 Contracted orthodontic activity (UOA)	11,479
Contract start date	01/08/2017	Carry forward orthodontic activity (UOA)	0
Contract end date	31/03/2018	Baseline contract value	£662,013.47

ACCESS

	Contract	England and Wales
24 month ratio of assessments to patient IDs	1.00	1.09

ACTIVITY


Month	Adjusted Scheduled Activity (UOA)	
	2017	2018
April	0	0
May	0	0
June	0	0
July	0	0
August	0	0
September	0	0
October	0	1,250
November	0	2,772
December	0	4,175
January	0	
February	0	
March	0	
April	0	
May	0	
June	0	

QUALITY

	Contract Quantity	Contract Base Number	Contract *	Region	England
% of all assessments that were assess and fit appliances (rolling 12 month period)	198	266	74.4%	61.9%	58.6%
% of all assessments that were assess and refuse (rolling 12 month period)	20	266	7.5%	9.9%	11.3%
% of all assessments that were assess and review (rolling 12 month period)	48	266	18.0%	28.2%	30.0%
% of terminated courses where treatment was abandoned or discontinued (rolling 12 month period)	7	221	3.2%	7.3%	7.4%
% of completed treatments indicating that PAR score was taken (year to date)	57	214	26.6%	67.6%	64.3%
Rate of removable appliances per 100 fixed appliances - proposed treatment (rolling 12 month period)	16	387	4.13	4.62	5.53
Rate of removable appliances per 100 fixed appliances - completed treatment (rolling 12 month period)	0	285	0.00	3.88	4.60
% of courses of treatment with removable appliances only - proposed treatment (rolling 12 month period)	3	198	1.5%	1.6%	1.9%
% of courses of treatment with removable appliances only - completed treatment (rolling 12 month period)	0	214	0.0%	1.5%	1.4%
% of patients satisfied with the treatment they have received (rolling 12 month period)	0	0	N/A	96.1%	95.9%

* Figures in italics indicate that the base number is less than 100.

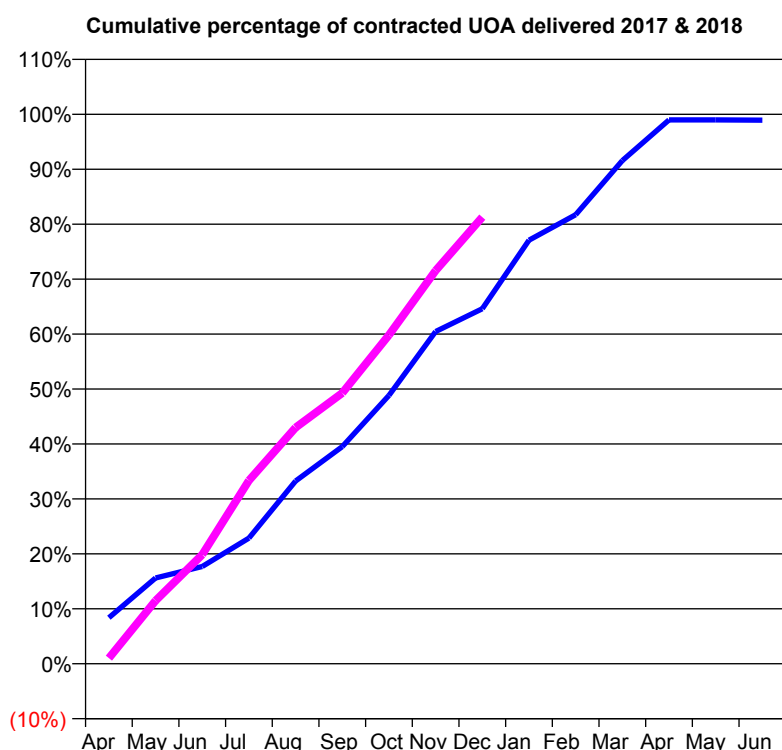
Q67 - Vital Signs Orthodontic At a Glance Contract Report for 101281/0035 - December 2017

Name or company name	OASIS DENTAL CARE LTD
Contract type name	GDS Contract
Purpose of contract	General and Orthodontic
Contract start date	01/04/2006
Contract end date	

17/18 Contracted general activity (UDA)	7,549
Carry forward general activity (UDA)	-151
17/18 Contracted orthodontic activity (UOA)	2,029
Carry forward orthodontic activity (UOA)	22
Baseline contract value	£370,978.68

ACCESS

	Contract	England and Wales
24 month ratio of assessments to patient IDs	1.03	1.09

ACTIVITY


Month	Adjusted Scheduled Activity (UOA)	
	2017	2018
April	170	21
May	317	233
June	359	403
July	464	677
August	675	872
September	802	1,000
October	991	1,214
November	1,227	1,452
December	1,311	1,649
January	1,564	
February	1,658	
March	1,858	
April	2,008	
May	2,008	
June	2,007	

QUALITY

	Contract Quantity	Contract Base Number	Contract *	Region	England
% of all assessments that were assess and fit appliances (rolling 12 month period)	116	162	71.6%	61.9%	58.6%
% of all assessments that were assess and refuse (rolling 12 month period)	13	162	8.0%	9.9%	11.3%
% of all assessments that were assess and review (rolling 12 month period)	33	162	20.4%	28.2%	30.0%
% of terminated courses where treatment was abandoned or discontinued (rolling 12 month period)	8	83	9.6%	7.3%	7.4%
% of completed treatments indicating that PAR score was taken (year to date)	54	55	98.2%	67.6%	64.3%
Rate of removable appliances per 100 fixed appliances - proposed treatment (rolling 12 month period)	6	221	2.71	4.62	5.53
Rate of removable appliances per 100 fixed appliances - completed treatment (rolling 12 month period)	4	147	2.72	3.88	4.60
% of courses of treatment with removable appliances only - proposed treatment (rolling 12 month period)	3	116	2.6%	1.6%	1.9%
% of courses of treatment with removable appliances only - completed treatment (rolling 12 month period)	1	75	1.3%	1.5%	1.4%
% of patients satisfied with the treatment they have received (rolling 12 month period)	2	2	100.0%	96.1%	95.9%

* Figures in italics indicate that the base number is less than 100.

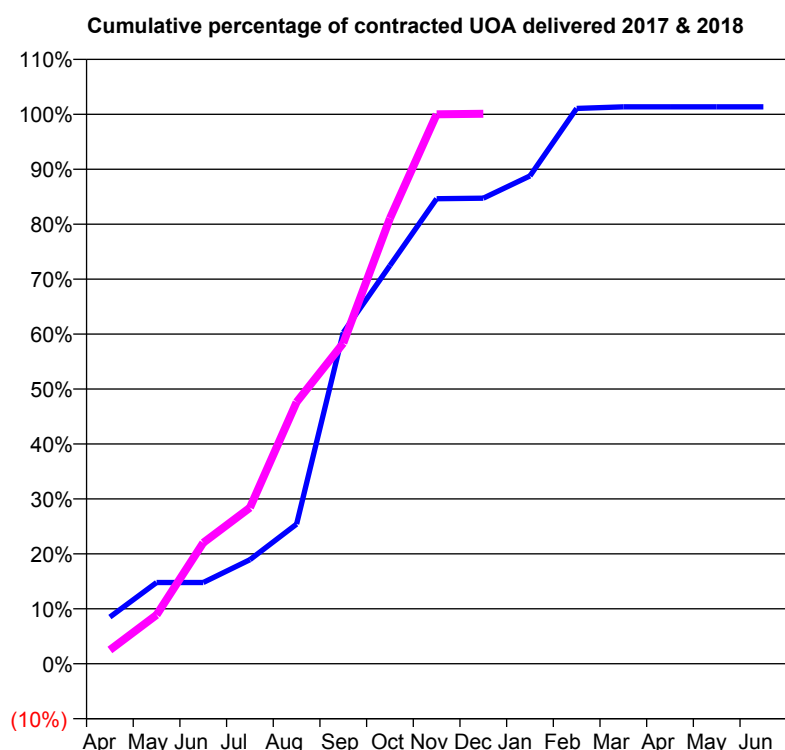
Q67 - Vital Signs Orthodontic At a Glance Contract Report for 101281/0105 - December 2017

Name or company name	OASIS DENTAL CARE LTD
Contract type name	GDS Contract
Purpose of contract	General and Orthodontic
Contract start date	01/04/2006
Contract end date	

17/18 Contracted general activity (UDA)	19,191
Carry forward general activity (UDA)	610
17/18 Contracted orthodontic activity (UOA)	1,035
Carry forward orthodontic activity (UOA)	0
Baseline contract value	£504,981.11

ACCESS

	Contract	England and Wales
24 month ratio of assessments to patient IDs	1.06	1.09

ACTIVITY


Month	Adjusted Scheduled Activity (UOA)	
	2017	2018
April	88	26
May	153	92
June	153	228
July	196	294
August	263	493
September	624	604
October	750	839
November	876	1,035
December	877	1,036
January	919	
February	1,046	
March	1,049	
April	1,049	
May	1,049	
June	1,049	

QUALITY

	Contract Quantity	Contract Base Number	Contract *	Region	England
% of all assessments that were assess and fit appliances (rolling 12 month period)	63	116	54.3%	61.9%	58.6%
% of all assessments that were assess and refuse (rolling 12 month period)	53	116	45.7%	9.9%	11.3%
% of all assessments that were assess and review (rolling 12 month period)	0	116	0.0%	28.2%	30.0%
% of terminated courses where treatment was abandoned or discontinued (rolling 12 month period)	21	122	17.2%	7.3%	7.4%
% of completed treatments indicating that PAR score was taken (year to date)	38	39	97.4%	67.6%	64.3%
Rate of removable appliances per 100 fixed appliances - proposed treatment (rolling 12 month period)	2	116	1.72	4.62	5.53
Rate of removable appliances per 100 fixed appliances - completed treatment (rolling 12 month period)	6	174	3.45	3.88	4.60
% of courses of treatment with removable appliances only - proposed treatment (rolling 12 month period)	0	63	0.0%	1.6%	1.9%
% of courses of treatment with removable appliances only - completed treatment (rolling 12 month period)	4	101	4.0%	1.5%	1.4%
% of patients satisfied with the treatment they have received (rolling 12 month period)	1	1	100.0%	96.1%	95.9%

* Figures in italics indicate that the base number is less than 100.

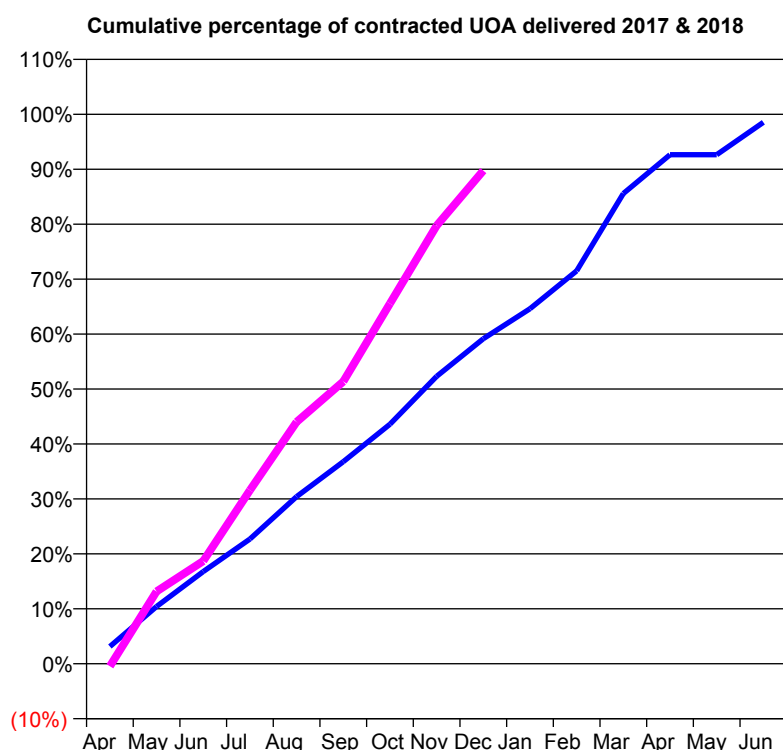
Q67 - Vital Signs Orthodontic At a Glance Contract Report for 101281/0210 - December 2017

Name or company name	OASIS DENTAL CARE LTD
Contract type name	PDS Contract
Purpose of contract	Orthodontic
Contract start date	01/09/2009
Contract end date	31/08/2019

17/18 Contracted general activity (UDA)	0
Carry forward general activity (UDA)	0
17/18 Contracted orthodontic activity (UOA)	4,630
Carry forward orthodontic activity (UOA)	68
Baseline contract value	£306,310.80

ACCESS

	Contract	England and Wales
24 month ratio of assessments to patient IDs	1.05	1.09

ACTIVITY


Month	Adjusted Scheduled Activity (UOA)	
	2017	2018
April	146	-22
May	483	610
June	777	866
July	1,051	1,462
August	1,408	2,038
September	1,703	2,378
October	2,018	3,035
November	2,422	3,691
December	2,739	4,156
January	2,992	
February	3,311	
March	3,962	
April	4,289	
May	4,289	
June	4,562	

QUALITY

	Contract Quantity	Contract Base Number	Contract *	Region	England
% of all assessments that were assess and fit appliances (rolling 12 month period)	301	315	95.6%	61.9%	58.6%
% of all assessments that were assess and refuse (rolling 12 month period)	5	315	1.6%	9.9%	11.3%
% of all assessments that were assess and review (rolling 12 month period)	9	315	2.9%	28.2%	30.0%
% of terminated courses where treatment was abandoned or discontinued (rolling 12 month period)	6	246	2.4%	7.3%	7.4%
% of completed treatments indicating that PAR score was taken (year to date)	184	184	100.0%	67.6%	64.3%
Rate of removable appliances per 100 fixed appliances - proposed treatment (rolling 12 month period)	2	379	0.53	4.62	5.53
Rate of removable appliances per 100 fixed appliances - completed treatment (rolling 12 month period)	4	297	1.35	3.88	4.60
% of courses of treatment with removable appliances only - proposed treatment (rolling 12 month period)	1	301	0.3%	1.6%	1.9%
% of courses of treatment with removable appliances only - completed treatment (rolling 12 month period)	0	240	0.0%	1.5%	1.4%
% of patients satisfied with the treatment they have received (rolling 12 month period)	12	12	100.0%	96.1%	95.9%

* Figures in italics indicate that the base number is less than 100.

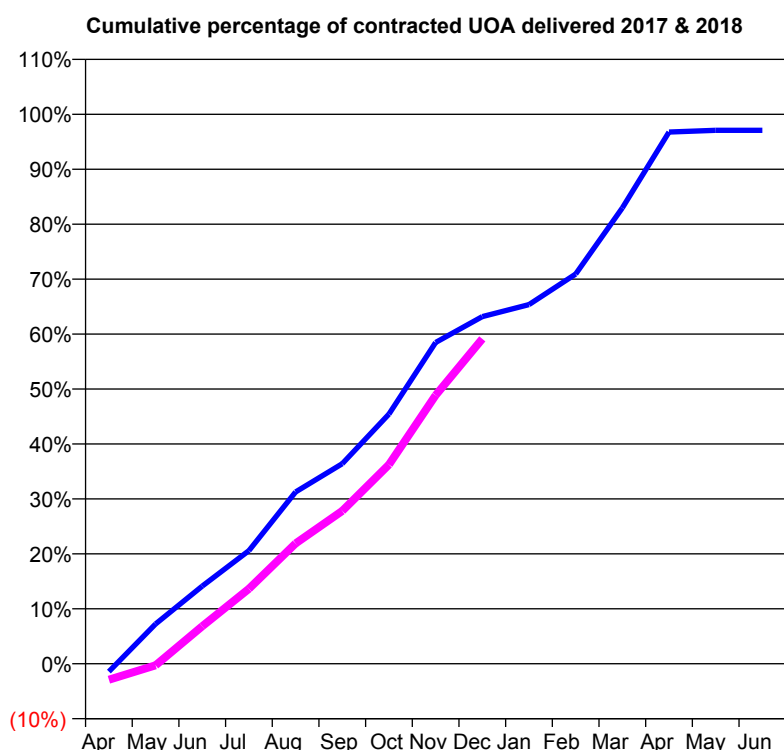
Q67 - Vital Signs Orthodontic At a Glance Contract Report for 115924/0001 - December 2017

Name or company name	Aligndent NK Ltd
Contract type name	PDS Contract
Purpose of contract	Orthodontic
Contract start date	01/04/2013
Contract end date	31/03/2018

17/18 Contracted general activity (UDA)	0
Carry forward general activity (UDA)	0
17/18 Contracted orthodontic activity (UOA)	13,600
Carry forward orthodontic activity (UOA)	398
Baseline contract value	£781,237.90

ACCESS

	Contract	England and Wales
24 month ratio of assessments to patient IDs	1.00	1.09

ACTIVITY


Month	Adjusted Scheduled Activity (UOA)	
	2017	2018
April	-197	-398
May	984	-41
June	1,924	929
July	2,801	1,857
August	4,253	2,979
September	4,952	3,785
October	6,179	4,929
November	7,953	6,644
December	8,592	8,042
January	8,888	
February	9,646	
March	11,282	
April	13,159	
May	13,202	
June	13,202	

QUALITY

	Contract Quantity	Contract Base Number	Contract *	Region	England
% of all assessments that were assess and fit appliances (rolling 12 month period)	638	671	95.1%	61.9%	58.6%
% of all assessments that were assess and refuse (rolling 12 month period)	23	671	3.4%	9.9%	11.3%
% of all assessments that were assess and review (rolling 12 month period)	10	671	1.5%	28.2%	30.0%
% of terminated courses where treatment was abandoned or discontinued (rolling 12 month period)	39	509	7.7%	7.3%	7.4%
% of completed treatments indicating that PAR score was taken (year to date)	391	398	98.2%	67.6%	64.3%
Rate of removable appliances per 100 fixed appliances - proposed treatment (rolling 12 month period)	116	1,225	9.47	4.62	5.53
Rate of removable appliances per 100 fixed appliances - completed treatment (rolling 12 month period)	0	2	0.00	3.88	4.60
% of courses of treatment with removable appliances only - proposed treatment (rolling 12 month period)	11	638	1.7%	1.6%	1.9%
% of courses of treatment with removable appliances only - completed treatment (rolling 12 month period)	0	470	0.0%	1.5%	1.4%
% of patients satisfied with the treatment they have received (rolling 12 month period)	36	38	94.7%	96.1%	95.9%

* Figures in italics indicate that the base number is less than 100.

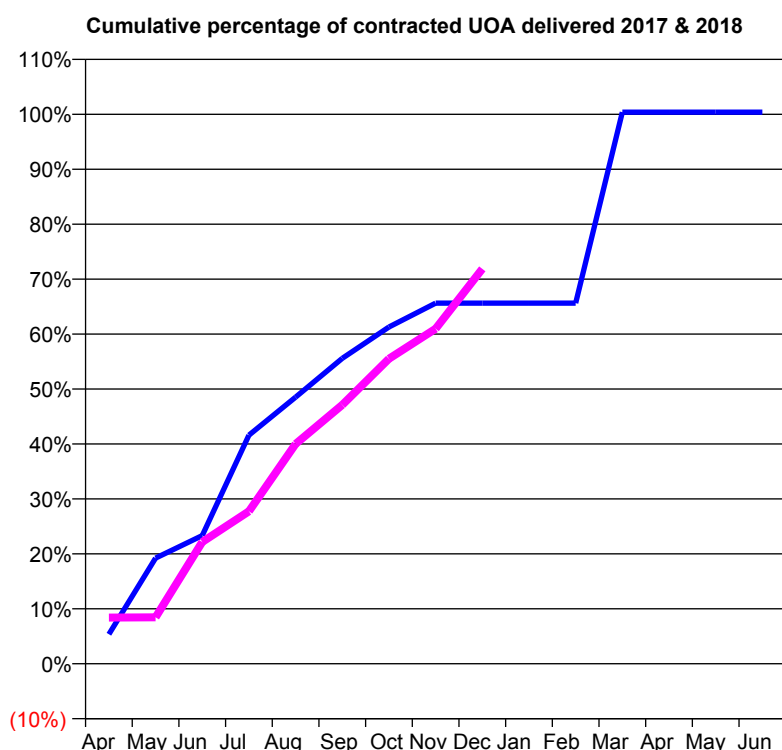
Q67 - Vital Signs Orthodontic At a Glance Contract Report for 119059/0001 - December 2017

Name or company name	Bespoke Orthodontics Ltd
Contract type name	PDS Contract
Purpose of contract	Orthodontic
Contract start date	01/04/2013
Contract end date	31/03/2018

17/18 Contracted general activity (UDA)	0
Carry forward general activity (UDA)	0
17/18 Contracted orthodontic activity (UOA)	1,560
Carry forward orthodontic activity (UOA)	0
Baseline contract value	£89,134.52

ACCESS

	Contract	England and Wales
24 month ratio of assessments to patient IDs	1.05	1.09

ACTIVITY


Month	Adjusted Scheduled Activity (UOA)	
	2017	2018
April	84	131
May	300	132
June	364	346
July	649	433
August	757	624
September	867	735
October	956	866
November	1,024	951
December	1,024	1,121
January	1,024	
February	1,024	
March	1,566	
April	1,566	
May	1,566	
June	1,566	

QUALITY

	Contract Quantity	Contract Base Number	Contract *	Region	England
% of all assessments that were assess and fit appliances (rolling 12 month period)	78	149	52.3%	61.9%	58.6%
% of all assessments that were assess and refuse (rolling 12 month period)	25	149	16.8%	9.9%	11.3%
% of all assessments that were assess and review (rolling 12 month period)	46	149	30.9%	28.2%	30.0%
% of terminated courses where treatment was abandoned or discontinued (rolling 12 month period)	16	53	30.2%	7.3%	7.4%
% of completed treatments indicating that PAR score was taken (year to date)	29	32	90.6%	67.6%	64.3%
Rate of removable appliances per 100 fixed appliances - proposed treatment (rolling 12 month period)	27	156	17.31	4.62	5.53
Rate of removable appliances per 100 fixed appliances - completed treatment (rolling 12 month period)	5	72	6.94	3.88	4.60
% of courses of treatment with removable appliances only - proposed treatment (rolling 12 month period)	0	78	0.0%	1.6%	1.9%
% of courses of treatment with removable appliances only - completed treatment (rolling 12 month period)	1	37	2.7%	1.5%	1.4%
% of patients satisfied with the treatment they have received (rolling 12 month period)	4	4	100.0%	96.1%	95.9%

* Figures in italics indicate that the base number is less than 100.

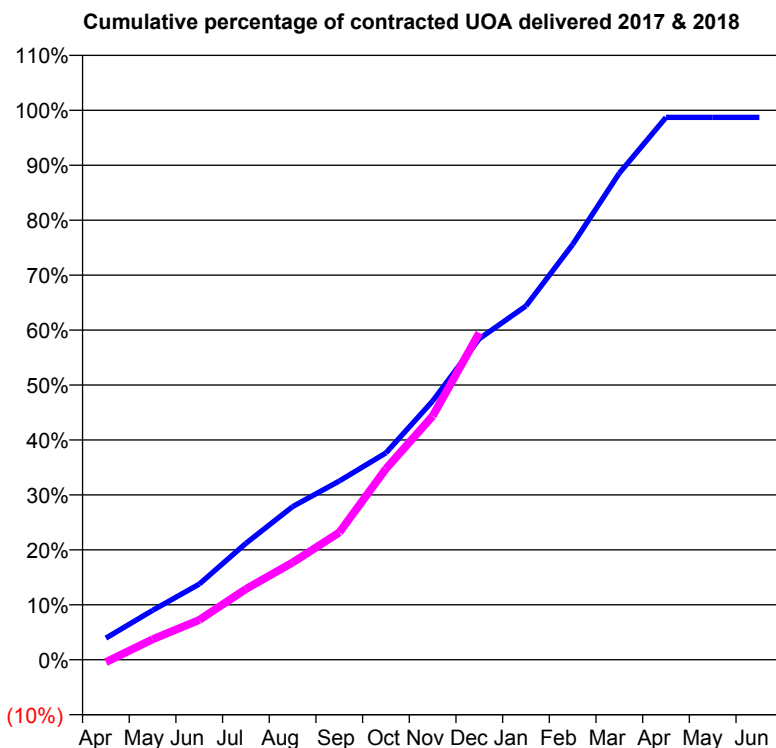
Q67 - Vital Signs Orthodontic At a Glance Contract Report for 133035/0001 - December 2017

Name or company name	Rochester Orthodontic Centre
Contract type name	PDS Contract
Purpose of contract	Orthodontic
Contract start date	07/04/2013
Contract end date	31/03/2018

17/18 Contracted general activity (UDA)	0
Carry forward general activity (UDA)	0
17/18 Contracted orthodontic activity (UOA)	38,257
Carry forward orthodontic activity (UOA)	494
Baseline contract value	£2,579,216.78

ACCESS

	Contract	England and Wales
24 month ratio of assessments to patient IDs	1.01	1.09

ACTIVITY


Month	Adjusted Scheduled Activity (UOA)	
	2017	2018
April	1,506	-174
May	3,440	1,425
June	5,270	2,770
July	8,109	4,926
August	10,658	6,773
September	12,446	8,862
October	14,407	13,299
November	18,017	16,966
December	22,351	22,759
January	24,638	
February	28,914	
March	33,885	
April	37,763	
May	37,763	
June	37,763	

QUALITY

	Contract Quantity	Contract Base Number	Contract *	Region	England
% of all assessments that were assess and fit appliances (rolling 12 month period)	1,855	2,023	91.7%	61.9%	58.6%
% of all assessments that were assess and refuse (rolling 12 month period)	54	2,023	2.7%	9.9%	11.3%
% of all assessments that were assess and review (rolling 12 month period)	114	2,023	5.6%	28.2%	30.0%
% of terminated courses where treatment was abandoned or discontinued (rolling 12 month period)	154	1,845	8.3%	7.3%	7.4%
% of completed treatments indicating that PAR score was taken (year to date)	1,201	1,219	98.5%	67.6%	64.3%
Rate of removable appliances per 100 fixed appliances - proposed treatment (rolling 12 month period)	42	3,648	1.15	4.62	5.53
Rate of removable appliances per 100 fixed appliances - completed treatment (rolling 12 month period)	52	3,339	1.56	3.88	4.60
% of courses of treatment with removable appliances only - proposed treatment (rolling 12 month period)	20	1,855	1.1%	1.6%	1.9%
% of courses of treatment with removable appliances only - completed treatment (rolling 12 month period)	15	1,691	0.9%	1.5%	1.4%
% of patients satisfied with the treatment they have received (rolling 12 month period)	43	44	97.7%	96.1%	95.9%

* Figures in italics indicate that the base number is less than 100.

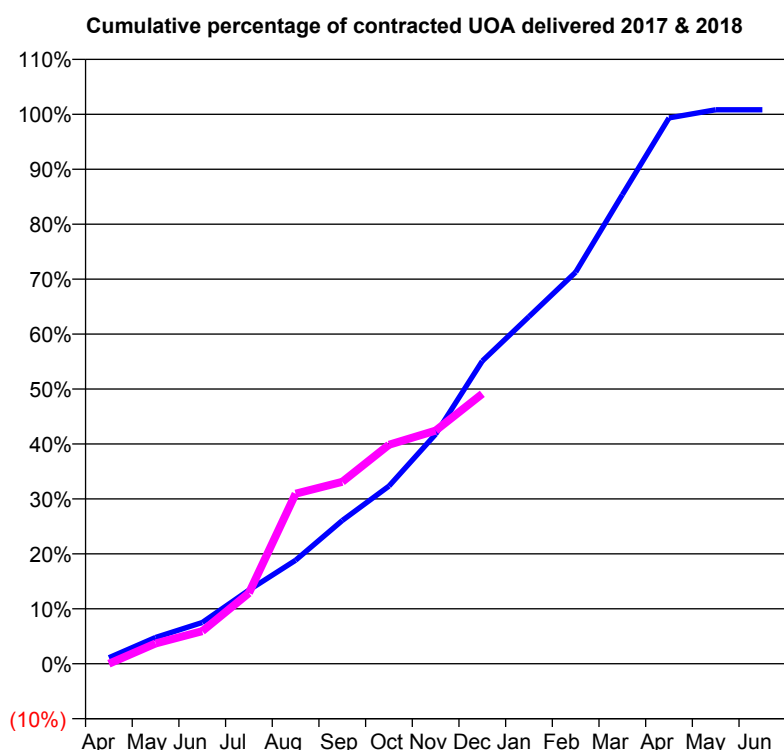
Q67 - Vital Signs Orthodontic At a Glance Contract Report for 148350/0001 - December 2017

Name or company name	Folkestone & Dover Orthodontics Limited
Contract type name	PDS Contract
Purpose of contract	Orthodontic
Contract start date	01/04/2008
Contract end date	31/03/2018

17/18 Contracted general activity (UDA)	0
Carry forward general activity (UDA)	0
17/18 Contracted orthodontic activity (UOA)	5,796
Carry forward orthodontic activity (UOA)	0
Baseline contract value	£392,707.39

ACCESS

	Contract	England and Wales
24 month ratio of assessments to patient IDs	1.03	1.09

ACTIVITY


Month	Adjusted Scheduled Activity (UOA)	
	2017	2018
April	64	0
May	278	214
June	436	344
July	777	746
August	1,093	1,794
September	1,511	1,920
October	1,875	2,310
November	2,422	2,460
December	3,194	2,847
January	3,662	-
February	4,131	-
March	4,947	-
April	5,758	-
May	5,844	-
June	5,844	-

QUALITY

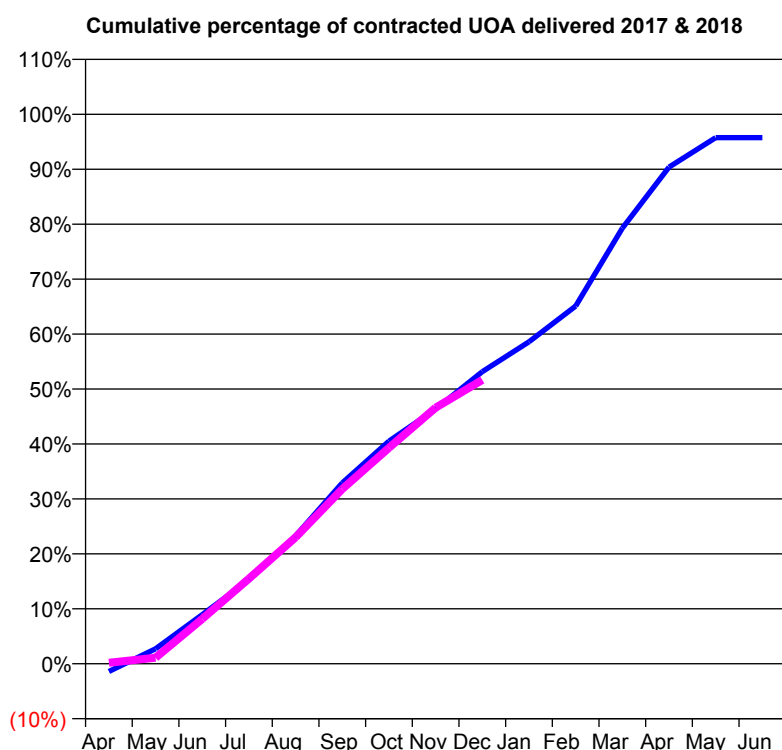
	Contract Quantity	Contract Base Number	Contract *	Region	England
% of all assessments that were assess and fit appliances (rolling 12 month period)	262	342	76.6%	61.9%	58.6%
% of all assessments that were assess and refuse (rolling 12 month period)	47	342	13.7%	9.9%	11.3%
% of all assessments that were assess and review (rolling 12 month period)	33	342	9.6%	28.2%	30.0%
% of terminated courses where treatment was abandoned or discontinued (rolling 12 month period)	57	379	15.0%	7.3%	7.4%
% of completed treatments indicating that PAR score was taken (year to date)	31	102	30.4%	67.6%	64.3%
Rate of removable appliances per 100 fixed appliances - proposed treatment (rolling 12 month period)	138	490	28.16	4.62	5.53
Rate of removable appliances per 100 fixed appliances - completed treatment (rolling 12 month period)	98	568	17.25	3.88	4.60
% of courses of treatment with removable appliances only - proposed treatment (rolling 12 month period)	8	262	3.1%	1.6%	1.9%
% of courses of treatment with removable appliances only - completed treatment (rolling 12 month period)	1	322	0.3%	1.5%	1.4%
% of patients satisfied with the treatment they have received (rolling 12 month period)	4	4	100.0%	96.1%	95.9%

* Figures in italics indicate that the base number is less than 100.

Q67 - Vital Signs Orthodontic At a Glance Contract Report for 195820/0001 - December 2017

Name or company name	Mr B Hayes (Aligndent Limited)	17/18 Contracted general activity (UDA)	0
Contract type name	PDS Contract	Carry forward general activity (UDA)	0
Purpose of contract	Orthodontic	17/18 Contracted orthodontic activity (UOA)	21,364
Contract start date	01/01/2008	Carry forward orthodontic activity (UOA)	0
Contract end date	31/03/2025	Baseline contract value	£1,442,174.91

ACCESS	Contract	England and Wales
24 month ratio of assessments to patient IDs	1.04	1.09

ACTIVITY


Month	Adjusted Scheduled Activity (UOA)	
	2017	2018
April	-302	39
May	584	234
June	1,909	1,746
July	3,263	3,312
August	4,976	4,918
September	7,034	6,794
October	8,654	8,399
November	9,907	9,957
December	11,358	11,032
January	12,518	
February	13,909	
March	16,934	
April	19,310	
May	20,453	
June	20,454	

QUALITY	Contract Quantity	Contract Base Number	Contract *	Region	England
% of all assessments that were assess and fit appliances (rolling 12 month period)	966	1,312	73.6%	61.9%	58.6%
% of all assessments that were assess and refuse (rolling 12 month period)	106	1,312	8.1%	9.9%	11.3%
% of all assessments that were assess and review (rolling 12 month period)	240	1,312	18.3%	28.2%	30.0%
% of terminated courses where treatment was abandoned or discontinued (rolling 12 month period)	127	1,108	11.5%	7.3%	7.4%
% of completed treatments indicating that PAR score was taken (year to date)	641	770	83.2%	67.6%	64.3%
Rate of removable appliances per 100 fixed appliances - proposed treatment (rolling 12 month period)	235	1,829	12.85	4.62	5.53
Rate of removable appliances per 100 fixed appliances - completed treatment (rolling 12 month period)	0	0	N/A	3.88	4.60
% of courses of treatment with removable appliances only - proposed treatment (rolling 12 month period)	25	966	2.6%	1.6%	1.9%
% of courses of treatment with removable appliances only - completed treatment (rolling 12 month period)	0	981	0.0%	1.5%	1.4%
% of patients satisfied with the treatment they have received (rolling 12 month period)	20	21	95.2%	96.1%	95.9%

* Figures in italics indicate that the base number is less than 100.

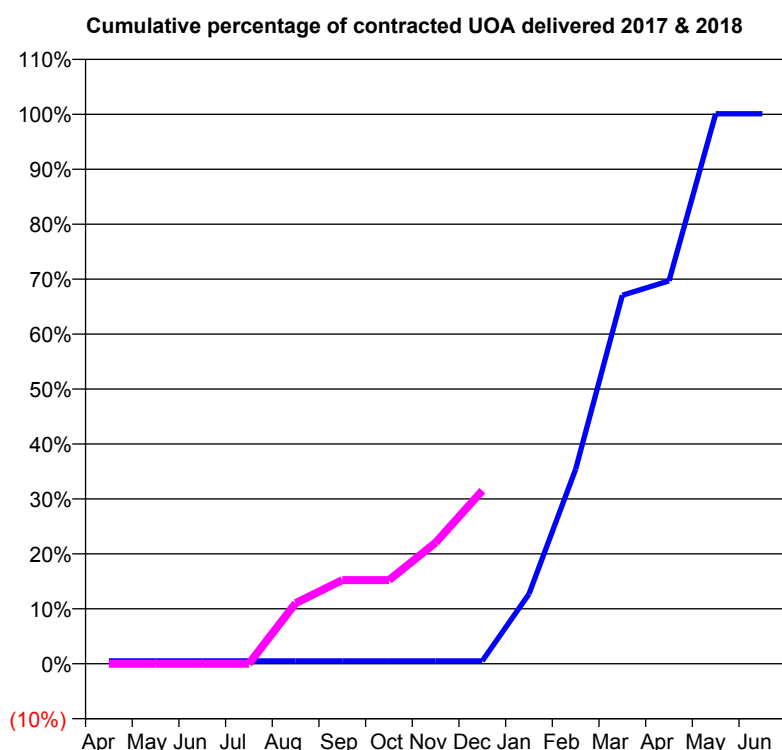
Q67 - Vital Signs Orthodontic At a Glance Contract Report for 195820/0003 - December 2017

Name or company name	Mr B Hayes (Aligndent Limited)
Contract type name	PDS Contract
Purpose of contract	Orthodontic
Contract start date	01/11/2015
Contract end date	31/03/2018

17/18 Contracted general activity (UDA)	0
Carry forward general activity (UDA)	0
17/18 Contracted orthodontic activity (UOA)	4,000
Carry forward orthodontic activity (UOA)	0
Baseline contract value	£266,960.00

ACCESS

	Contract	England and Wales
24 month ratio of assessments to patient IDs	1.03	1.09

ACTIVITY


Month	Adjusted Scheduled Activity (UOA)	
	2017	2018
April	21	0
May	21	0
June	21	0
July	21	0
August	21	441
September	21	609
October	21	609
November	21	882
December	21	1,260
January	508	
February	1,417	
March	2,682	
April	2,787	
May	4,004	
June	4,004	

QUALITY

	Contract Quantity	Contract Base Number	Contract *	Region	England
% of all assessments that were assess and fit appliances (rolling 12 month period)	254	257	98.8%	61.9%	58.6%
% of all assessments that were assess and refuse (rolling 12 month period)	1	257	0.4%	9.9%	11.3%
% of all assessments that were assess and review (rolling 12 month period)	2	257	0.8%	28.2%	30.0%
% of terminated courses where treatment was abandoned or discontinued (rolling 12 month period)	1	33	3.0%	7.3%	7.4%
% of completed treatments indicating that PAR score was taken (year to date)	28	29	96.6%	67.6%	64.3%
Rate of removable appliances per 100 fixed appliances - proposed treatment (rolling 12 month period)	36	495	7.27	4.62	5.53
Rate of removable appliances per 100 fixed appliances - completed treatment (rolling 12 month period)	0	0	N/A	3.88	4.60
% of courses of treatment with removable appliances only - proposed treatment (rolling 12 month period)	4	254	1.6%	1.6%	1.9%
% of courses of treatment with removable appliances only - completed treatment (rolling 12 month period)	0	32	0.0%	1.5%	1.4%
% of patients satisfied with the treatment they have received (rolling 12 month period)	6	7	85.7%	96.1%	95.9%

* Figures in italics indicate that the base number is less than 100.

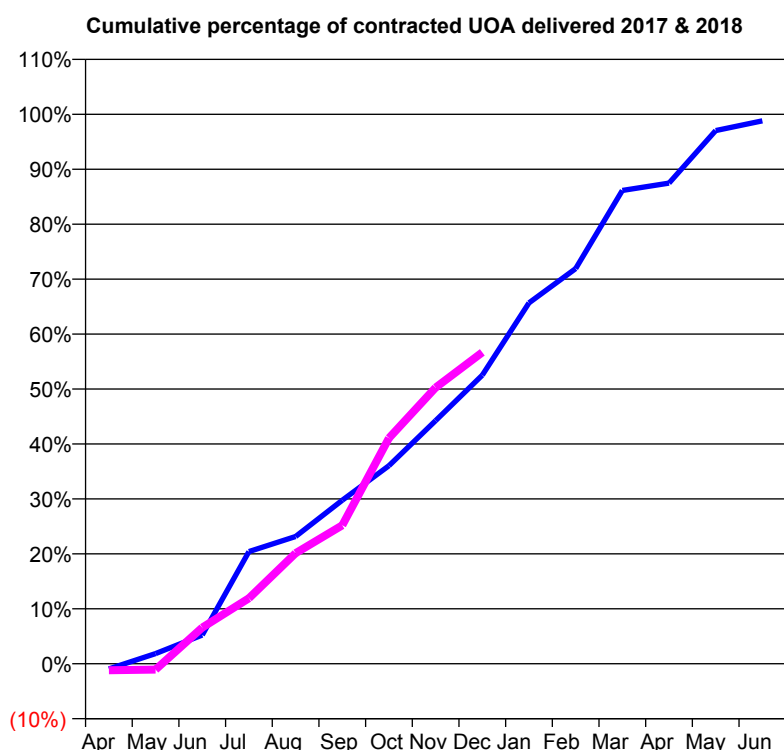
Q67 - Vital Signs Orthodontic At a Glance Contract Report for 197602/0001 - December 2017

Name or company name	Richard Flanagan and Associates Ltd
Contract type name	PDS Contract
Purpose of contract	Orthodontic
Contract start date	01/09/2007
Contract end date	31/03/2018

17/18 Contracted general activity (UDA)	0
Carry forward general activity (UDA)	0
17/18 Contracted orthodontic activity (UOA)	20,293
Carry forward orthodontic activity (UOA)	242
Baseline contract value	£1,437,704.42

ACCESS

	Contract	England and Wales
24 month ratio of assessments to patient IDs	1.12	1.09

ACTIVITY


Month	Adjusted Scheduled Activity (UOA)	
	2017	2018
April	-195	-242
May	377	-221
June	1,060	1,337
July	4,142	2,420
August	4,702	4,085
September	6,041	5,114
October	7,314	8,336
November	8,981	10,202
December	10,657	11,503
January	13,330	
February	14,596	
March	17,481	
April	17,750	
May	19,691	
June	20,051	

QUALITY

	Contract Quantity	Contract Base Number	Contract *	Region	England
% of all assessments that were assess and fit appliances (rolling 12 month period)	983	1,587	61.9%	61.9%	58.6%
% of all assessments that were assess and refuse (rolling 12 month period)	235	1,587	14.8%	9.9%	11.3%
% of all assessments that were assess and review (rolling 12 month period)	369	1,587	23.3%	28.2%	30.0%
% of terminated courses where treatment was abandoned or discontinued (rolling 12 month period)	117	1,007	11.6%	7.3%	7.4%
% of completed treatments indicating that PAR score was taken (year to date)	123	404	30.4%	67.6%	64.3%
Rate of removable appliances per 100 fixed appliances - proposed treatment (rolling 12 month period)	94	1,844	5.10	4.62	5.53
Rate of removable appliances per 100 fixed appliances - completed treatment (rolling 12 month period)	83	1,570	5.29	3.88	4.60
% of courses of treatment with removable appliances only - proposed treatment (rolling 12 month period)	9	983	0.9%	1.6%	1.9%
% of courses of treatment with removable appliances only - completed treatment (rolling 12 month period)	10	890	1.1%	1.5%	1.4%
% of patients satisfied with the treatment they have received (rolling 12 month period)	26	30	86.7%	96.1%	95.9%

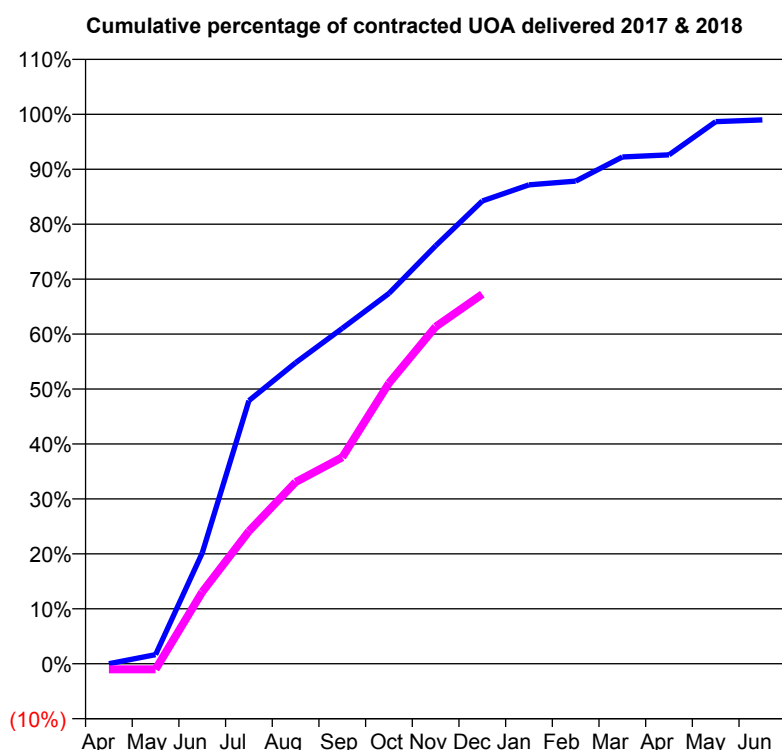
* Figures in italics indicate that the base number is less than 100.

Q67 - Vital Signs Orthodontic At a Glance Contract Report for 197602/0003 - December 2017

Name or company name	Richard Flanagan and Associates Ltd
Contract type name	PDS Contract
Purpose of contract	Orthodontic
Contract start date	01/09/2007
Contract end date	31/03/2018

17/18 Contracted general activity (UDA)	0
Carry forward general activity (UDA)	0
17/18 Contracted orthodontic activity (UOA)	9,110
Carry forward orthodontic activity (UOA)	93
Baseline contract value	£615,800.21

ACCESS	Contract	England and Wales
24 month ratio of assessments to patient IDs	1.13	1.09

ACTIVITY


Month	Adjusted Scheduled Activity (UOA)	
	2017	2018
April	-2	-93
May	151	-93
June	1,838	1,191
July	4,362	2,199
August	4,991	3,012
September	5,560	3,423
October	6,140	4,653
November	6,929	5,587
December	7,672	6,127
January	7,940	
February	8,002	
March	8,401	
April	8,438	
May	8,988	
June	9,017	

QUALITY	Contract Quantity	Contract Base Number	Contract *	Region	England
% of all assessments that were assess and fit appliances (rolling 12 month period)	348	624	55.8%	61.9%	58.6%
% of all assessments that were assess and refuse (rolling 12 month period)	84	624	13.5%	9.9%	11.3%
% of all assessments that were assess and review (rolling 12 month period)	192	624	30.8%	28.2%	30.0%
% of terminated courses where treatment was abandoned or discontinued (rolling 12 month period)	57	537	10.6%	7.3%	7.4%
% of completed treatments indicating that PAR score was taken (year to date)	110	247	44.5%	67.6%	64.3%
Rate of removable appliances per 100 fixed appliances - proposed treatment (rolling 12 month period)	32	662	4.83	4.62	5.53
Rate of removable appliances per 100 fixed appliances - completed treatment (rolling 12 month period)	36	866	4.16	3.88	4.60
% of courses of treatment with removable appliances only - proposed treatment (rolling 12 month period)	2	348	0.6%	1.6%	1.9%
% of courses of treatment with removable appliances only - completed treatment (rolling 12 month period)	4	480	0.8%	1.5%	1.4%
% of patients satisfied with the treatment they have received (rolling 12 month period)	9	9	100.0%	96.1%	95.9%

* Figures in italics indicate that the base number is less than 100.

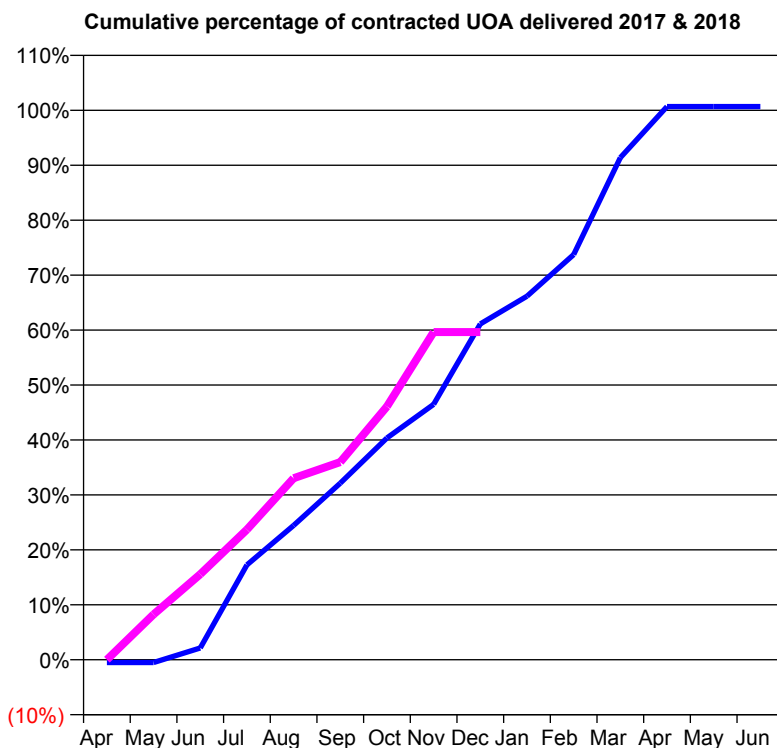
Q67 - Vital Signs Orthodontic At a Glance Contract Report for 326852/0001 - December 2017

Name or company name	MR PM DAVIS
Contract type name	PDS Contract
Purpose of contract	Orthodontic
Contract start date	01/04/2006
Contract end date	31/03/2018

17/18 Contracted general activity (UDA)	0
Carry forward general activity (UDA)	0
17/18 Contracted orthodontic activity (UOA)	7,910
Carry forward orthodontic activity (UOA)	0
Baseline contract value	£522,646.06

ACCESS

	Contract	England and Wales
24 month ratio of assessments to patient IDs	1.03	1.09

ACTIVITY


Month	Adjusted Scheduled Activity (UOA)	
	2017	2018
April	-41	0
May	-41	654
June	169	1,232
July	1,366	1,875
August	1,933	2,614
September	2,542	2,845
October	3,193	3,647
November	3,676	4,718
December	4,835	4,718
January	5,234	
February	5,833	
March	7,228	
April	7,963	
May	7,963	
June	7,963	

QUALITY

	Contract Quantity	Contract Base Number	Contract *	Region	England
% of all assessments that were assess and fit appliances (rolling 12 month period)	371	477	77.8%	61.9%	58.6%
% of all assessments that were assess and refuse (rolling 12 month period)	4	477	0.8%	9.9%	11.3%
% of all assessments that were assess and review (rolling 12 month period)	102	477	21.4%	28.2%	30.0%
% of terminated courses where treatment was abandoned or discontinued (rolling 12 month period)	18	331	5.4%	7.3%	7.4%
% of completed treatments indicating that PAR score was taken (year to date)	68	224	30.4%	67.6%	64.3%
Rate of removable appliances per 100 fixed appliances - proposed treatment (rolling 12 month period)	6	722	0.83	4.62	5.53
Rate of removable appliances per 100 fixed appliances - completed treatment (rolling 12 month period)	10	624	1.60	3.88	4.60
% of courses of treatment with removable appliances only - proposed treatment (rolling 12 month period)	4	371	1.1%	1.6%	1.9%
% of courses of treatment with removable appliances only - completed treatment (rolling 12 month period)	1	313	0.3%	1.5%	1.4%
% of patients satisfied with the treatment they have received (rolling 12 month period)	16	17	94.1%	96.1%	95.9%

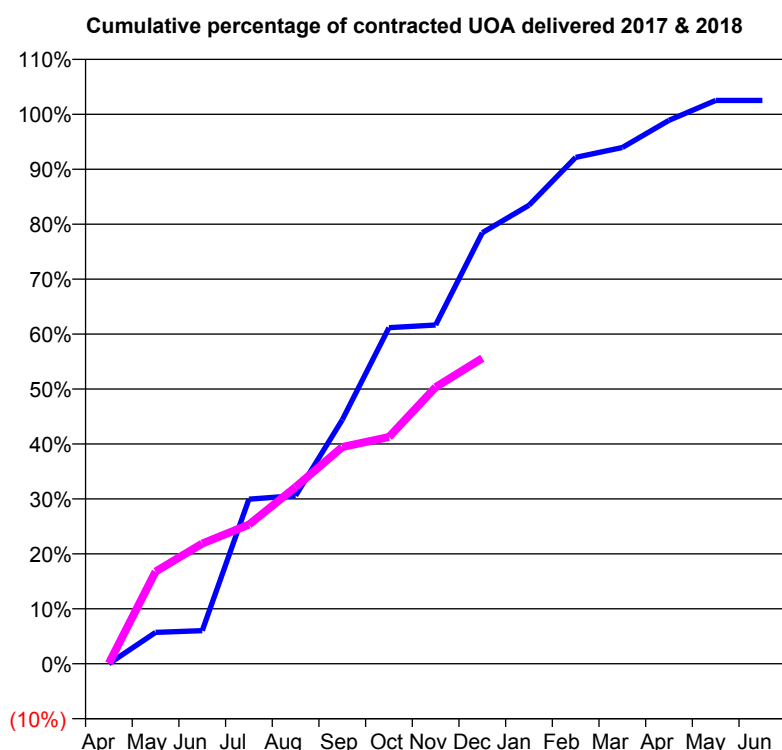
* Figures in italics indicate that the base number is less than 100.

Q67 - Vital Signs Orthodontic At a Glance Contract Report for 330736/0018 - December 2017

Name or company name	MR N PATEL
Contract type name	GDS Contract
Purpose of contract	General and Orthodontic
Contract start date	01/01/2015
Contract end date	

17/18 Contracted general activity (UDA)	38,100
Carry forward general activity (UDA)	111
17/18 Contracted orthodontic activity (UOA)	1,275
Carry forward orthodontic activity (UOA)	0
Baseline contract value	£997,860.21

ACCESS	Contract	England and Wales
24 month ratio of assessments to patient IDs	1.13	1.09

ACTIVITY


Month	Adjusted Scheduled Activity (UOA)	
	2017	2018
April	0	1
May	73	214
June	77	279
July	382	323
August	390	410
September	566	503
October	780	526
November	786	642
December	1,000	709
January	1,064	
February	1,175	
March	1,198	
April	1,261	
May	1,307	
June	1,307	

QUALITY	Contract Quantity	Contract Base Number	Contract *	Region	England
% of all assessments that were assess and fit appliances (rolling 12 month period)	46	116	39.7%	61.9%	58.6%
% of all assessments that were assess and refuse (rolling 12 month period)	9	116	7.8%	9.9%	11.3%
% of all assessments that were assess and review (rolling 12 month period)	61	116	52.6%	28.2%	30.0%
% of terminated courses where treatment was abandoned or discontinued (rolling 12 month period)	16	88	18.2%	7.3%	7.4%
% of completed treatments indicating that PAR score was taken (year to date)	19	21	90.5%	67.6%	64.3%
Rate of removable appliances per 100 fixed appliances - proposed treatment (rolling 12 month period)	10	27	37.04	4.62	5.53
Rate of removable appliances per 100 fixed appliances - completed treatment (rolling 12 month period)	37	100	37.00	3.88	4.60
% of courses of treatment with removable appliances only - proposed treatment (rolling 12 month period)	10	46	21.7%	1.6%	1.9%
% of courses of treatment with removable appliances only - completed treatment (rolling 12 month period)	9	72	12.5%	1.5%	1.4%
% of patients satisfied with the treatment they have received (rolling 12 month period)	1	1	100.0%	96.1%	95.9%

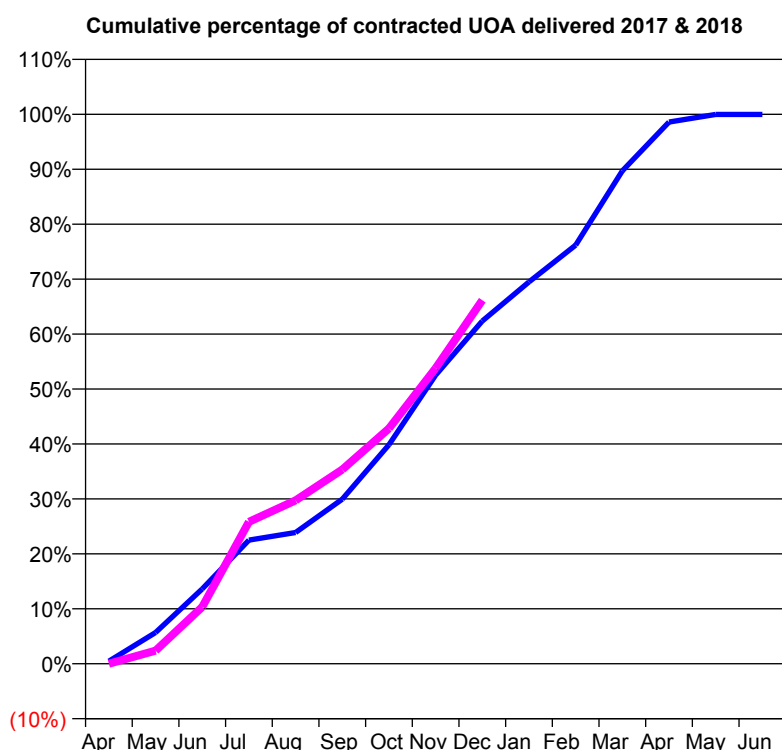
* Figures in italics indicate that the base number is less than 100.

Q67 - Vital Signs Orthodontic At a Glance Contract Report for 332321/0001 - December 2017

Name or company name	MRS RA KANE
Contract type name	PDS Contract
Purpose of contract	Orthodontic
Contract start date	01/04/2006
Contract end date	31/03/2018

17/18 Contracted general activity (UDA)	0
Carry forward general activity (UDA)	0
17/18 Contracted orthodontic activity (UOA)	4,498
Carry forward orthodontic activity (UOA)	1
Baseline contract value	£306,025.41

ACCESS	Contract	England and Wales
24 month ratio of assessments to patient IDs	1.02	1.09

ACTIVITY


Month	Adjusted Scheduled Activity (UOA)	
	2017	2018
April	21	-1
May	256	108
June	613	465
July	1,012	1,162
August	1,075	1,338
September	1,348	1,590
October	1,793	1,926
November	2,363	2,419
December	2,806	2,976
January	3,126	
February	3,427	
March	4,035	
April	4,434	
May	4,497	
June	4,497	

QUALITY	Contract Quantity	Contract Base Number	Contract *	Region	England
% of all assessments that were assess and fit appliances (rolling 12 month period)	240	285	84.2%	61.9%	58.6%
% of all assessments that were assess and refuse (rolling 12 month period)	14	285	4.9%	9.9%	11.3%
% of all assessments that were assess and review (rolling 12 month period)	31	285	10.9%	28.2%	30.0%
% of terminated courses where treatment was abandoned or discontinued (rolling 12 month period)	8	208	3.8%	7.3%	7.4%
% of completed treatments indicating that PAR score was taken (year to date)	51	156	32.7%	67.6%	64.3%
Rate of removable appliances per 100 fixed appliances - proposed treatment (rolling 12 month period)	9	456	1.97	4.62	5.53
Rate of removable appliances per 100 fixed appliances - completed treatment (rolling 12 month period)	5	372	1.34	3.88	4.60
% of courses of treatment with removable appliances only - proposed treatment (rolling 12 month period)	6	240	2.5%	1.6%	1.9%
% of courses of treatment with removable appliances only - completed treatment (rolling 12 month period)	5	200	2.5%	1.5%	1.4%
% of patients satisfied with the treatment they have received (rolling 12 month period)	8	8	100.0%	96.1%	95.9%

* Figures in italics indicate that the base number is less than 100.

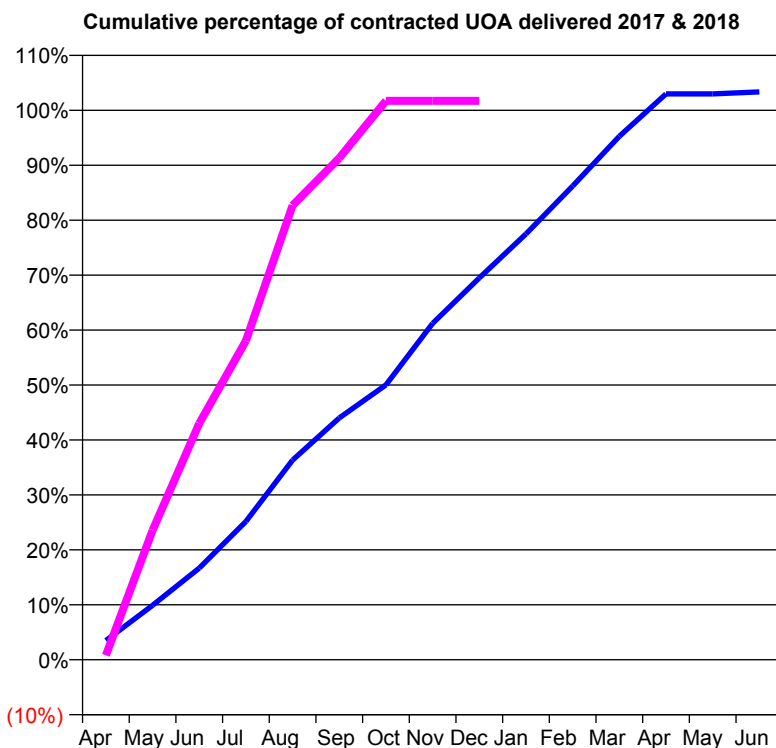
Q67 - Vital Signs Orthodontic At a Glance Contract Report for 571474/0001 - December 2017

Name or company name	MR PE HANNON
Contract type name	PDS Contract
Purpose of contract	Orthodontic
Contract start date	01/04/2006
Contract end date	31/07/2017

17/18 Contracted general activity (UDA)	0
Carry forward general activity (UDA)	0
17/18 Contracted orthodontic activity (UOA)	5,740
Carry forward orthodontic activity (UOA)	99
Baseline contract value	£367,772.00

ACCESS

	Contract	England and Wales
24 month ratio of assessments to patient IDs	1.05	1.09

ACTIVITY


Month	Adjusted Scheduled Activity (UOA)	
	2017	2018
April	603	46
May	1,709	1,352
June	2,873	2,469
July	4,337	3,333
August	6,256	4,747
September	7,579	5,241
October	8,613	5,838
November	10,540	5,838
December	11,967	5,838
January	13,346	
February	14,845	
March	16,403	
April	17,732	
May	17,732	
June	17,795	

QUALITY

	Contract Quantity	Contract Base Number	Contract *	Region	England
% of all assessments that were assess and fit appliances (rolling 12 month period)	556	953	58.3%	61.9%	58.6%
% of all assessments that were assess and refuse (rolling 12 month period)	85	953	8.9%	9.9%	11.3%
% of all assessments that were assess and review (rolling 12 month period)	312	953	32.7%	28.2%	30.0%
% of terminated courses where treatment was abandoned or discontinued (rolling 12 month period)	28	654	4.3%	7.3%	7.4%
% of completed treatments indicating that PAR score was taken (year to date)	84	444	18.9%	67.6%	64.3%
Rate of removable appliances per 100 fixed appliances - proposed treatment (rolling 12 month period)	38	1,093	3.48	4.62	5.53
Rate of removable appliances per 100 fixed appliances - completed treatment (rolling 12 month period)	7	1,208	0.58	3.88	4.60
% of courses of treatment with removable appliances only - proposed treatment (rolling 12 month period)	6	556	1.1%	1.6%	1.9%
% of courses of treatment with removable appliances only - completed treatment (rolling 12 month period)	7	626	1.1%	1.5%	1.4%
% of patients satisfied with the treatment they have received (rolling 12 month period)	14	15	93.3%	96.1%	95.9%

* Figures in italics indicate that the base number is less than 100.

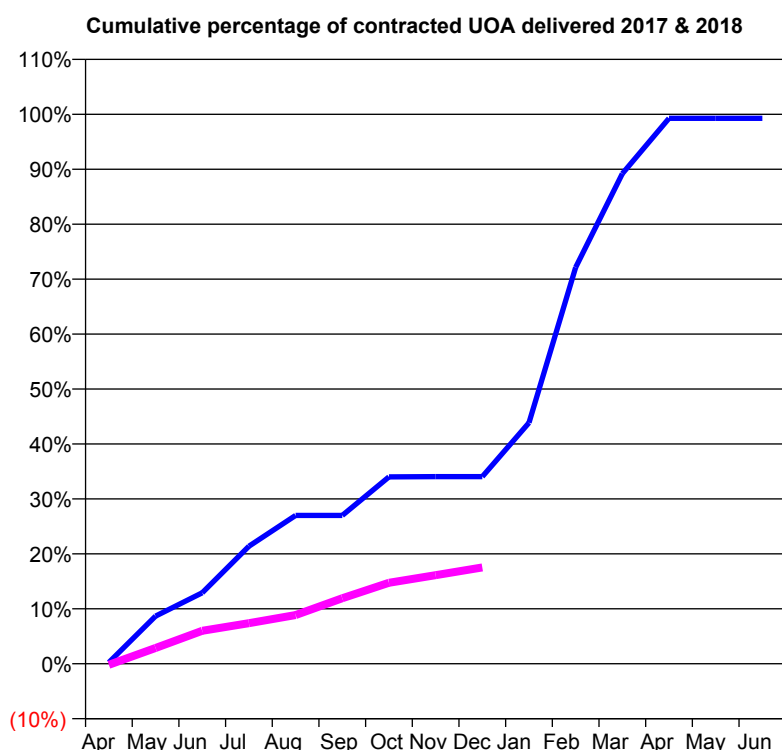
Q67 - Vital Signs Orthodontic At a Glance Contract Report for 574376/0002 - December 2017

Name or company name	MR EM CAMPBELL
Contract type name	PDS Contract
Purpose of contract	Orthodontic
Contract start date	01/12/2013
Contract end date	31/03/2018

17/18 Contracted general activity (UDA)	0
Carry forward general activity (UDA)	0
17/18 Contracted orthodontic activity (UOA)	1,500
Carry forward orthodontic activity (UOA)	45
Baseline contract value	£94,939.83

ACCESS

	Contract	England and Wales
24 month ratio of assessments to patient IDs	1.02	1.09

ACTIVITY


Month	Adjusted Scheduled Activity (UOA)	
	2017	2018
April	4	-3
May	130	43
June	194	90
July	321	111
August	405	133
September	405	179
October	510	221
November	511	242
December	511	263
January	658	
February	1,082	
March	1,338	
April	1,489	
May	1,489	
June	1,489	

QUALITY

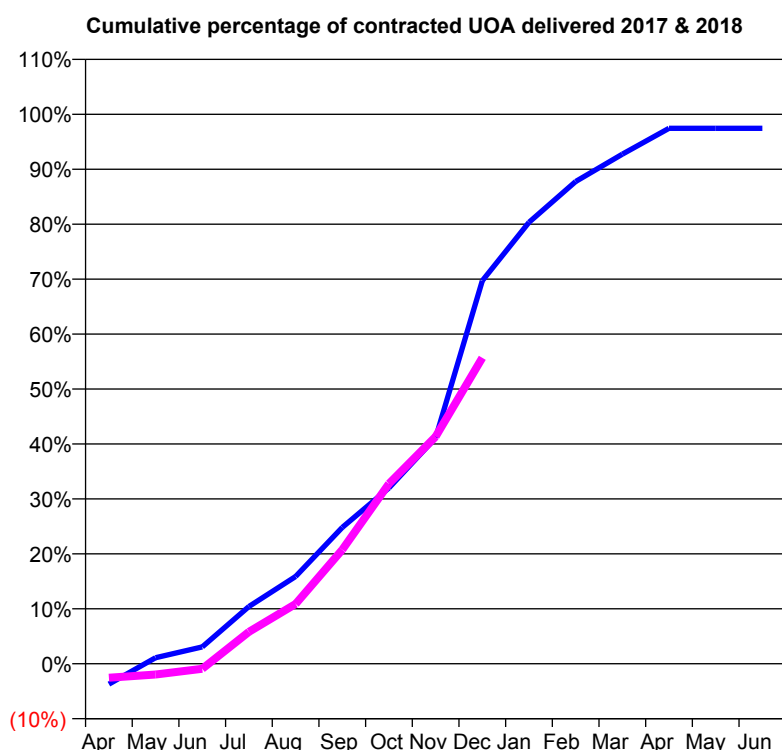
	Contract Quantity	Contract Base Number	Contract *	Region	England
% of all assessments that were assess and fit appliances (rolling 12 month period)	66	68	97.1%	61.9%	58.6%
% of all assessments that were assess and refuse (rolling 12 month period)	1	68	1.5%	9.9%	11.3%
% of all assessments that were assess and review (rolling 12 month period)	1	68	1.5%	28.2%	30.0%
% of terminated courses where treatment was abandoned or discontinued (rolling 12 month period)	1	52	1.9%	7.3%	7.4%
% of completed treatments indicating that PAR score was taken (year to date)	30	38	78.9%	67.6%	64.3%
Rate of removable appliances per 100 fixed appliances - proposed treatment (rolling 12 month period)	0	0	N/A	4.62	5.53
Rate of removable appliances per 100 fixed appliances - completed treatment (rolling 12 month period)	0	0	N/A	3.88	4.60
% of courses of treatment with removable appliances only - proposed treatment (rolling 12 month period)	0	66	0.0%	1.6%	1.9%
% of courses of treatment with removable appliances only - completed treatment (rolling 12 month period)	0	51	0.0%	1.5%	1.4%
% of patients satisfied with the treatment they have received (rolling 12 month period)	3	3	100.0%	96.1%	95.9%

* Figures in italics indicate that the base number is less than 100.

Q67 - Vital Signs Orthodontic At a Glance Contract Report for 574376/0003 - December 2017

Name or company name	MR EM CAMPBELL	17/18 Contracted general activity (UDA)	0
Contract type name	GDS Contract	Carry forward general activity (UDA)	0
Purpose of contract	Orthodontic	17/18 Contracted orthodontic activity (UOA)	3,561
Contract start date	01/12/2013	Carry forward orthodontic activity (UOA)	91
Contract end date		Baseline contract value	£233,553.68

ACCESS	Contract	England and Wales
24 month ratio of assessments to patient IDs	1.05	1.09

ACTIVITY


Month	Adjusted Scheduled Activity (UOA)	
	2017	2018
April	-133	-91
May	39	-70
June	109	-33
July	371	207
August	566	388
September	884	739
October	1,139	1,167
November	1,464	1,472
December	2,482	1,983
January	2,861	
February	3,125	
March	3,302	
April	3,470	
May	3,470	
June	3,470	

QUALITY	Contract Quantity	Contract Base Number	Contract *	Region	England
% of all assessments that were assess and fit appliances (rolling 12 month period)	144	233	61.8%	61.9%	58.6%
% of all assessments that were assess and refuse (rolling 12 month period)	35	233	15.0%	9.9%	11.3%
% of all assessments that were assess and review (rolling 12 month period)	54	233	23.2%	28.2%	30.0%
% of terminated courses where treatment was abandoned or discontinued (rolling 12 month period)	23	161	14.3%	7.3%	7.4%
% of completed treatments indicating that PAR score was taken (year to date)	21	40	52.5%	67.6%	64.3%
Rate of removable appliances per 100 fixed appliances - proposed treatment (rolling 12 month period)	22	150	14.67	4.62	5.53
Rate of removable appliances per 100 fixed appliances - completed treatment (rolling 12 month period)	5	54	9.26	3.88	4.60
% of courses of treatment with removable appliances only - proposed treatment (rolling 12 month period)	0	144	0.0%	1.6%	1.9%
% of courses of treatment with removable appliances only - completed treatment (rolling 12 month period)	1	138	0.7%	1.5%	1.4%
% of patients satisfied with the treatment they have received (rolling 12 month period)	4	4	100.0%	96.1%	95.9%

* Figures in italics indicate that the base number is less than 100.

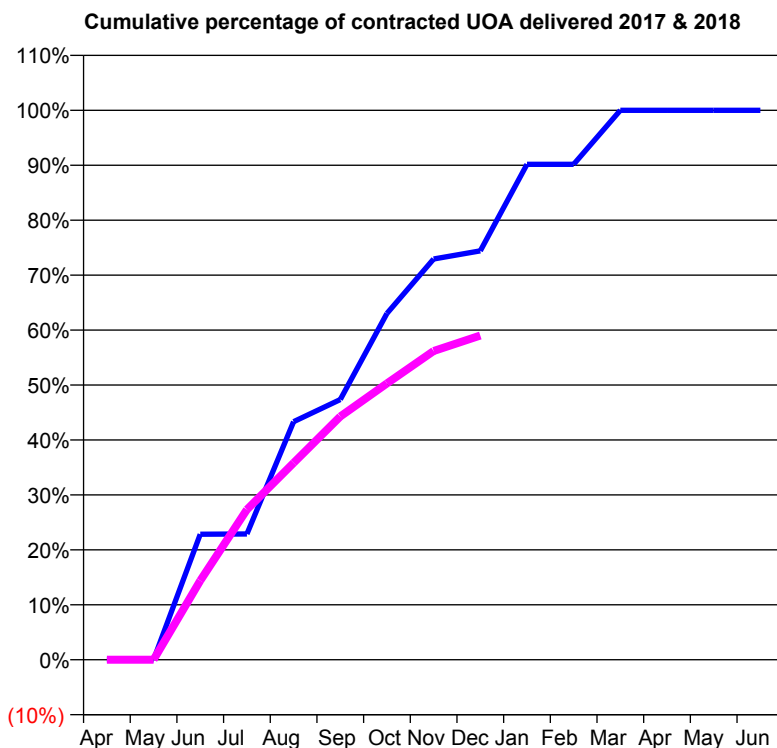
Q67 - Vital Signs Orthodontic At a Glance Contract Report for 623369/0001 - December 2017

Name or company name	MR RP BATEMAN
Contract type name	PDS Contract
Purpose of contract	Orthodontic
Contract start date	01/04/2006
Contract end date	31/03/2018

17/18 Contracted general activity (UDA)	0
Carry forward general activity (UDA)	0
17/18 Contracted orthodontic activity (UOA)	1,493
Carry forward orthodontic activity (UOA)	0
Baseline contract value	£100,610.95

ACCESS

	Contract	England and Wales
24 month ratio of assessments to patient IDs	1.02	1.09

ACTIVITY


Month	Adjusted Scheduled Activity (UOA)	
	2017	2018
April	0	0
May	0	0
June	341	215
July	342	408
August	647	535
September	707	661
October	941	751
November	1,089	839
December	1,111	881
January	1,346	
February	1,346	
March	1,493	
April	1,493	
May	1,493	
June	1,493	

QUALITY

	Contract Quantity	Contract Base Number	Contract *	Region	England
% of all assessments that were assess and fit appliances (rolling 12 month period)	59	83	71.1%	61.9%	58.6%
% of all assessments that were assess and refuse (rolling 12 month period)	4	83	4.8%	9.9%	11.3%
% of all assessments that were assess and review (rolling 12 month period)	20	83	24.1%	28.2%	30.0%
% of terminated courses where treatment was abandoned or discontinued (rolling 12 month period)	23	100	23.0%	7.3%	7.4%
% of completed treatments indicating that PAR score was taken (year to date)	62	62	100.0%	67.6%	64.3%
Rate of removable appliances per 100 fixed appliances - proposed treatment (rolling 12 month period)	4	117	3.42	4.62	5.53
Rate of removable appliances per 100 fixed appliances - completed treatment (rolling 12 month period)	3	136	2.21	3.88	4.60
% of courses of treatment with removable appliances only - proposed treatment (rolling 12 month period)	0	59	0.0%	1.6%	1.9%
% of courses of treatment with removable appliances only - completed treatment (rolling 12 month period)	0	77	0.0%	1.5%	1.4%
% of patients satisfied with the treatment they have received (rolling 12 month period)	1	2	50.0%	96.1%	95.9%

* Figures in italics indicate that the base number is less than 100.

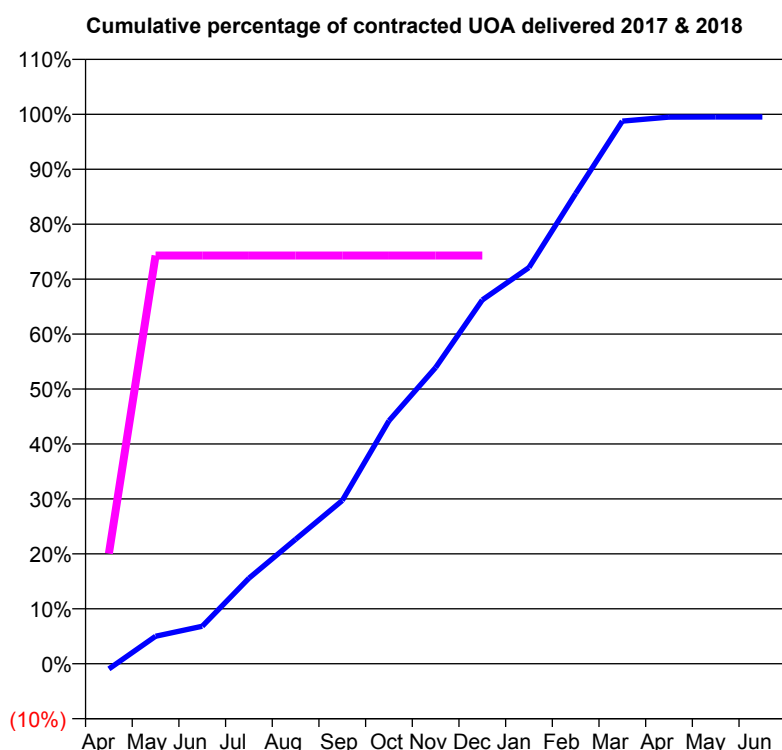
Q67 - Vital Signs Orthodontic At a Glance Contract Report for 657891/0001 - December 2017

Name or company name	MR R HUTCHISON
Contract type name	PDS Contract
Purpose of contract	Orthodontic
Contract start date	01/04/2006
Contract end date	30/04/2017

17/18 Contracted general activity (UDA)	0
Carry forward general activity (UDA)	0
17/18 Contracted orthodontic activity (UOA)	319
Carry forward orthodontic activity (UOA)	0
Baseline contract value	£21,406.45

ACCESS	Contract	England and Wales
--------	----------	-------------------

24 month ratio of assessments to patient IDs	1.09	1.09
--	------	------

ACTIVITY


Month	Adjusted Scheduled Activity (UOA)	
	2017	2018
April	-37	64
May	192	237
June	261	237
July	596	237
August	868	237
September	1,137	237
October	1,693	237
November	2,064	237
December	2,535	237
January	2,761	
February	3,277	
March	3,781	
April	3,809	
May	3,810	
June	3,810	

QUALITY	Contract Quantity	Contract Base Number	Contract *	Region	England
---------	-------------------	----------------------	------------	--------	---------

% of all assessments that were assess and fit appliances (rolling 12 month period)	70	180	38.9%	61.9%	58.6%
% of all assessments that were assess and refuse (rolling 12 month period)	18	180	10.0%	9.9%	11.3%
% of all assessments that were assess and review (rolling 12 month period)	92	180	51.1%	28.2%	30.0%
% of terminated courses where treatment was abandoned or discontinued (rolling 12 month period)	397	446	89.0%	7.3%	7.4%
% of completed treatments indicating that PAR score was taken (year to date)	0	32	0.0%	67.6%	64.3%
Rate of removable appliances per 100 fixed appliances - proposed treatment (rolling 12 month period)	11	139	7.91	4.62	5.53
Rate of removable appliances per 100 fixed appliances - completed treatment (rolling 12 month period)	6	95	6.32	3.88	4.60
% of courses of treatment with removable appliances only - proposed treatment (rolling 12 month period)	0	70	0.0%	1.6%	1.9%
% of courses of treatment with removable appliances only - completed treatment (rolling 12 month period)	1	49	2.0%	1.5%	1.4%
% of patients satisfied with the treatment they have received (rolling 12 month period)	2	2	100.0%	96.1%	95.9%

* Figures in italics indicate that the base number is less than 100.

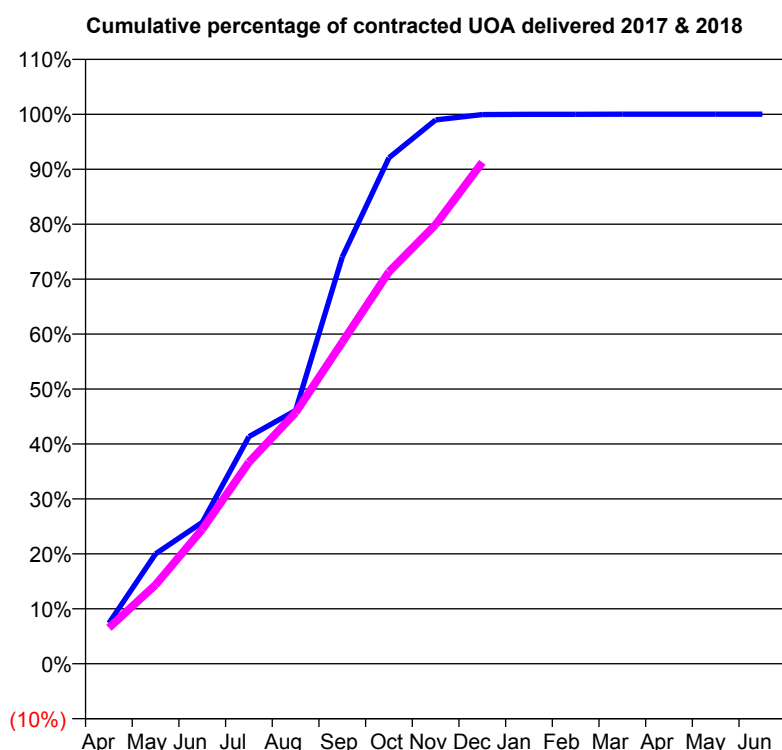
Q67 - Vital Signs Orthodontic At a Glance Contract Report for 811319/0001 - December 2017

Name or company name	MR TD BAMFORD
Contract type name	PDS Contract
Purpose of contract	Orthodontic
Contract start date	01/04/2006
Contract end date	31/03/2018

17/18 Contracted general activity (UDA)	0
Carry forward general activity (UDA)	0
17/18 Contracted orthodontic activity (UOA)	9,370
Carry forward orthodontic activity (UOA)	0
Baseline contract value	£632,527.97

ACCESS

	Contract	England and Wales
24 month ratio of assessments to patient IDs	1.01	1.09

ACTIVITY


Month	Adjusted Scheduled Activity (UOA)	
	2017	2018
April	693	613
May	1,874	1,348
June	2,411	2,294
July	3,873	3,438
August	4,318	4,283
September	6,936	5,484
October	8,628	6,684
November	9,273	7,488
December	9,365	8,551
January	9,369	
February	9,369	
March	9,371	
April	9,371	
May	9,371	
June	9,371	

QUALITY

	Contract Quantity	Contract Base Number	Contract *	Region	England
% of all assessments that were assess and fit appliances (rolling 12 month period)	411	443	92.8%	61.9%	58.6%
% of all assessments that were assess and refuse (rolling 12 month period)	0	443	0.0%	9.9%	11.3%
% of all assessments that were assess and review (rolling 12 month period)	32	443	7.2%	28.2%	30.0%
% of terminated courses where treatment was abandoned or discontinued (rolling 12 month period)	19	447	4.3%	7.3%	7.4%
% of completed treatments indicating that PAR score was taken (year to date)	351	370	94.9%	67.6%	64.3%
Rate of removable appliances per 100 fixed appliances - proposed treatment (rolling 12 month period)	8	813	0.98	4.62	5.53
Rate of removable appliances per 100 fixed appliances - completed treatment (rolling 12 month period)	19	827	2.30	3.88	4.60
% of courses of treatment with removable appliances only - proposed treatment (rolling 12 month period)	3	411	0.7%	1.6%	1.9%
% of courses of treatment with removable appliances only - completed treatment (rolling 12 month period)	6	428	1.4%	1.5%	1.4%
% of patients satisfied with the treatment they have received (rolling 12 month period)	10	11	90.9%	96.1%	95.9%

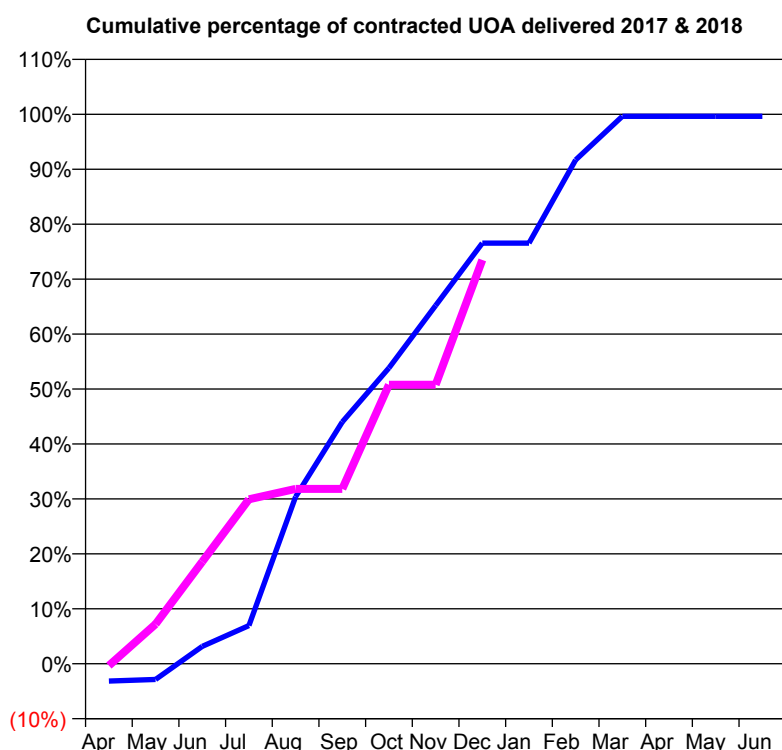
* Figures in italics indicate that the base number is less than 100.

Q67 - Vital Signs Orthodontic At a Glance Contract Report for 822264/0001 - December 2017

Name or company name	MR KJ HARVEY
Contract type name	PDS Contract
Purpose of contract	Orthodontic
Contract start date	01/04/2006
Contract end date	31/03/2018

17/18 Contracted general activity (UDA)	0
Carry forward general activity (UDA)	0
17/18 Contracted orthodontic activity (UOA)	1,109
Carry forward orthodontic activity (UOA)	4
Baseline contract value	£75,654.02

ACCESS	Contract	England and Wales
24 month ratio of assessments to patient IDs	1.01	1.09

ACTIVITY


Month	Adjusted Scheduled Activity (UOA)	
	2017	2018
April	-35	-4
May	-32	80
June	35	206
July	77	332
August	337	353
September	488	353
October	597	563
November	723	563
December	849	815
January	849	
February	1,017	
March	1,105	
April	1,105	
May	1,105	
June	1,105	

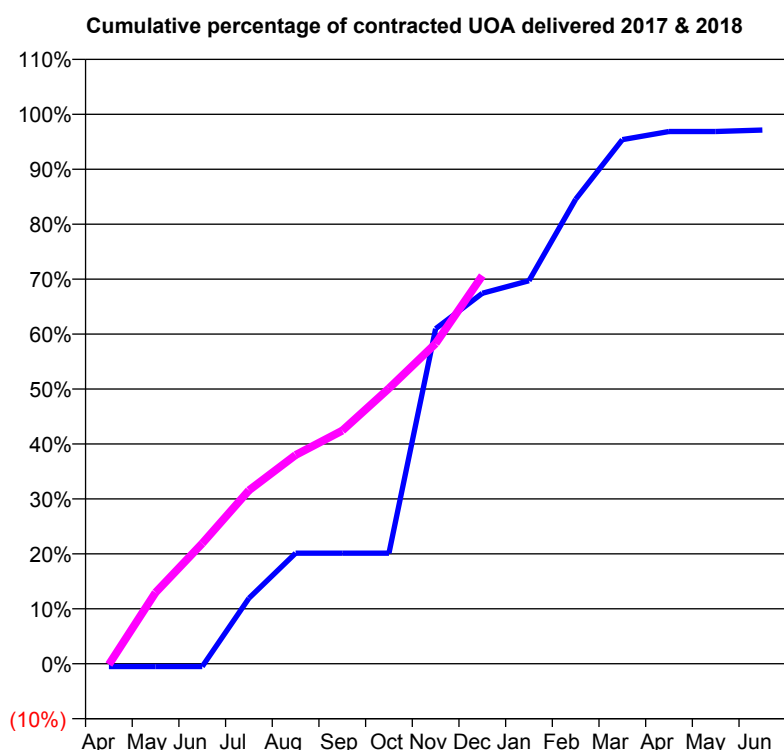
QUALITY	Contract Quantity	Contract Base Number	Contract *	Region	England
% of all assessments that were assess and fit appliances (rolling 12 month period)	52	52	100.0%	61.9%	58.6%
% of all assessments that were assess and refuse (rolling 12 month period)	0	52	0.0%	9.9%	11.3%
% of all assessments that were assess and review (rolling 12 month period)	0	52	0.0%	28.2%	30.0%
% of terminated courses where treatment was abandoned or discontinued (rolling 12 month period)	3	49	6.1%	7.3%	7.4%
% of completed treatments indicating that PAR score was taken (year to date)	28	21	133.3%	67.6%	64.3%
Rate of removable appliances per 100 fixed appliances - proposed treatment (rolling 12 month period)	24	103	23.30	4.62	5.53
Rate of removable appliances per 100 fixed appliances - completed treatment (rolling 12 month period)	26	87	29.89	3.88	4.60
% of courses of treatment with removable appliances only - proposed treatment (rolling 12 month period)	0	52	0.0%	1.6%	1.9%
% of courses of treatment with removable appliances only - completed treatment (rolling 12 month period)	2	46	4.3%	1.5%	1.4%
% of patients satisfied with the treatment they have received (rolling 12 month period)	2	2	100.0%	96.1%	95.9%

* Figures in italics indicate that the base number is less than 100.

Q67 - Vital Signs Orthodontic At a Glance Contract Report for 835412/0001 - December 2017

Name or company name	MR JP COSTELLO	17/18 Contracted general activity (UDA)	0
Contract type name	PDS Contract	Carry forward general activity (UDA)	0
Purpose of contract	Orthodontic	17/18 Contracted orthodontic activity (UOA)	8,503
Contract start date	01/04/2006	Carry forward orthodontic activity (UOA)	245
Contract end date	31/03/2018	Baseline contract value	£580,059.58

ACCESS	Contract	England and Wales
24 month ratio of assessments to patient IDs	1.00	1.09

ACTIVITY


Month	Adjusted Scheduled Activity (UOA)	
	2017	2018
April	-44	-14
May	-44	1,103
June	-44	1,863
July	1,014	2,684
August	1,711	3,230
September	1,711	3,608
October	1,711	4,263
November	5,184	4,956
December	5,734	6,006
January	5,927	
February	7,187	
March	8,111	
April	8,237	
May	8,237	
June	8,258	

QUALITY

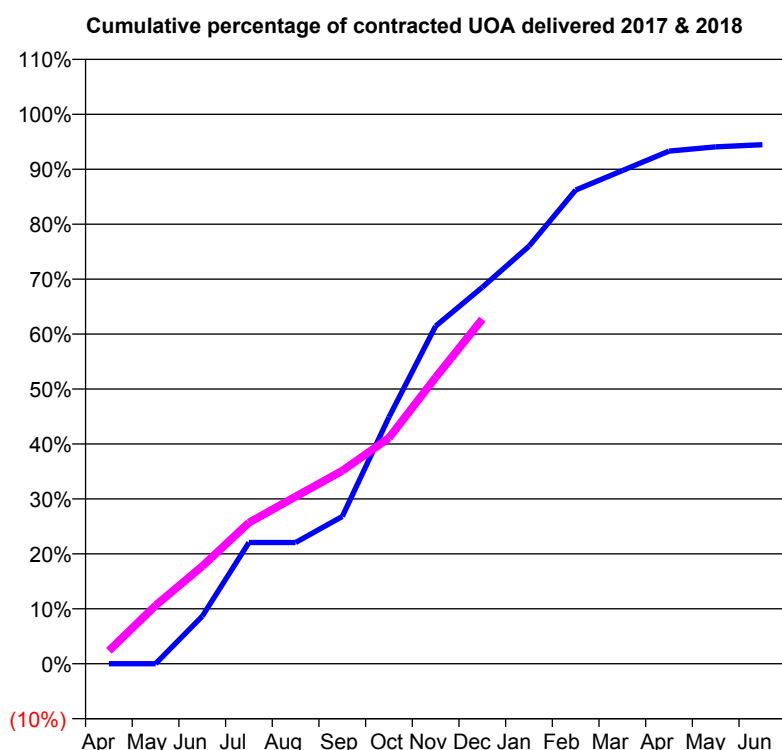
	Contract Quantity	Contract Base Number	Contract *	Region	England
% of all assessments that were assess and fit appliances (rolling 12 month period)	426	426	100.0%	61.9%	58.6%
% of all assessments that were assess and refuse (rolling 12 month period)	0	426	0.0%	9.9%	11.3%
% of all assessments that were assess and review (rolling 12 month period)	0	426	0.0%	28.2%	30.0%
% of terminated courses where treatment was abandoned or discontinued (rolling 12 month period)	12	400	3.0%	7.3%	7.4%
% of completed treatments indicating that PAR score was taken (year to date)	265	289	91.7%	67.6%	64.3%
Rate of removable appliances per 100 fixed appliances - proposed treatment (rolling 12 month period)	33	834	3.96	4.62	5.53
Rate of removable appliances per 100 fixed appliances - completed treatment (rolling 12 month period)	47	745	6.31	3.88	4.60
% of courses of treatment with removable appliances only - proposed treatment (rolling 12 month period)	3	426	0.7%	1.6%	1.9%
% of courses of treatment with removable appliances only - completed treatment (rolling 12 month period)	8	388	2.1%	1.5%	1.4%
% of patients satisfied with the treatment they have received (rolling 12 month period)	7	7	100.0%	96.1%	95.9%

* Figures in italics indicate that the base number is less than 100.

Q67 - Vital Signs Orthodontic At a Glance Contract Report for 835412/0002 - December 2017

Name or company name	MR JP COSTELLO	17/18 Contracted general activity (UDA)	0
Contract type name	PDS Contract	Carry forward general activity (UDA)	0
Purpose of contract	Orthodontic	17/18 Contracted orthodontic activity (UOA)	5,344
Contract start date	01/04/2006	Carry forward orthodontic activity (UOA)	0
Contract end date	31/03/2018	Baseline contract value	£364,558.21

ACCESS	Contract	England and Wales
24 month ratio of assessments to patient IDs	1.01	1.09

ACTIVITY


Month	Adjusted Scheduled Activity (UOA)	
	2017	2018
April	0	126
May	0	567
June	462	949
July	1,180	1,373
August	1,180	1,625
September	1,432	1,878
October	2,398	2,197
November	3,284	2,785
December	3,662	3,352
January	4,061	
February	4,607	
March	4,796	
April	4,985	
May	5,027	
June	5,048	

QUALITY	Contract Quantity	Contract Base Number	Contract *	Region	England
% of all assessments that were assess and fit appliances (rolling 12 month period)	238	238	100.0%	61.9%	58.6%
% of all assessments that were assess and refuse (rolling 12 month period)	0	238	0.0%	9.9%	11.3%
% of all assessments that were assess and review (rolling 12 month period)	0	238	0.0%	28.2%	30.0%
% of terminated courses where treatment was abandoned or discontinued (rolling 12 month period)	0	280	0.0%	7.3%	7.4%
% of completed treatments indicating that PAR score was taken (year to date)	179	187	95.7%	67.6%	64.3%
Rate of removable appliances per 100 fixed appliances - proposed treatment (rolling 12 month period)	14	464	3.02	4.62	5.53
Rate of removable appliances per 100 fixed appliances - completed treatment (rolling 12 month period)	17	544	3.13	3.88	4.60
% of courses of treatment with removable appliances only - proposed treatment (rolling 12 month period)	6	238	2.5%	1.6%	1.9%
% of courses of treatment with removable appliances only - completed treatment (rolling 12 month period)	7	280	2.5%	1.5%	1.4%
% of patients satisfied with the treatment they have received (rolling 12 month period)	10	10	100.0%	96.1%	95.9%

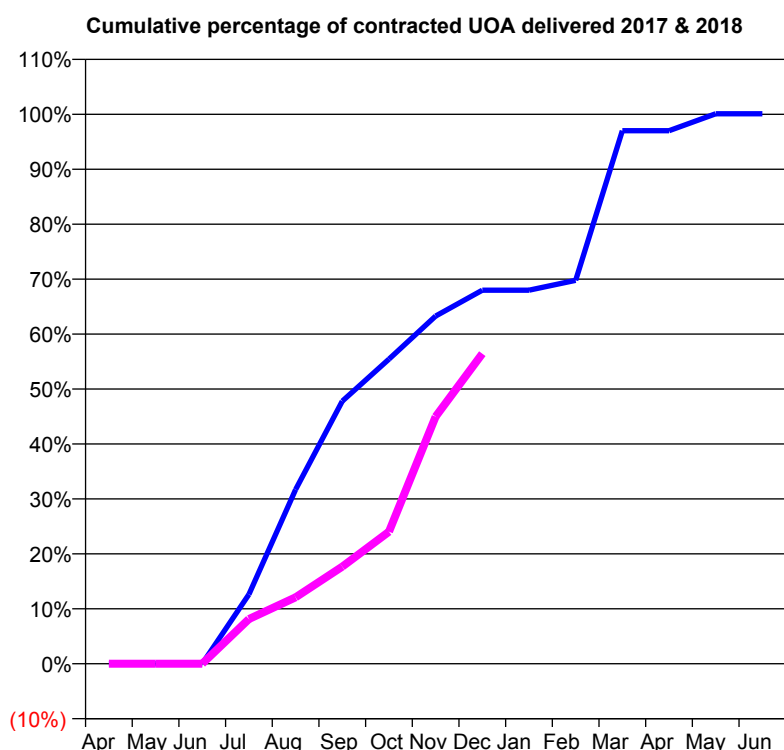
* Figures in italics indicate that the base number is less than 100.

Q68 - Vital Signs Orthodontic At a Glance Contract Report for 100163/0000 - December 2017

Name or company name	SIMPLY ORTHODONTICS GUILDFORD L'
Contract type name	PDS Contract
Purpose of contract	Orthodontic
Contract start date	01/06/2016
Contract end date	31/03/2018

17/18 Contracted general activity (UDA)	0
Carry forward general activity (UDA)	0
17/18 Contracted orthodontic activity (UOA)	4,292
Carry forward orthodontic activity (UOA)	0
Baseline contract value	£245,262.48

ACCESS	Contract	England and Wales
24 month ratio of assessments to patient IDs	1.00	1.09

ACTIVITY


Month	Adjusted Scheduled Activity (UOA)	
	2017	2018
April	0	0
May	0	0
June	0	0
July	452	349
August	1,134	519
September	1,710	759
October	1,983	1,032
November	2,263	1,930
December	2,432	2,422
January	2,432	
February	2,496	
March	3,470	
April	3,470	
May	3,580	
June	3,580	

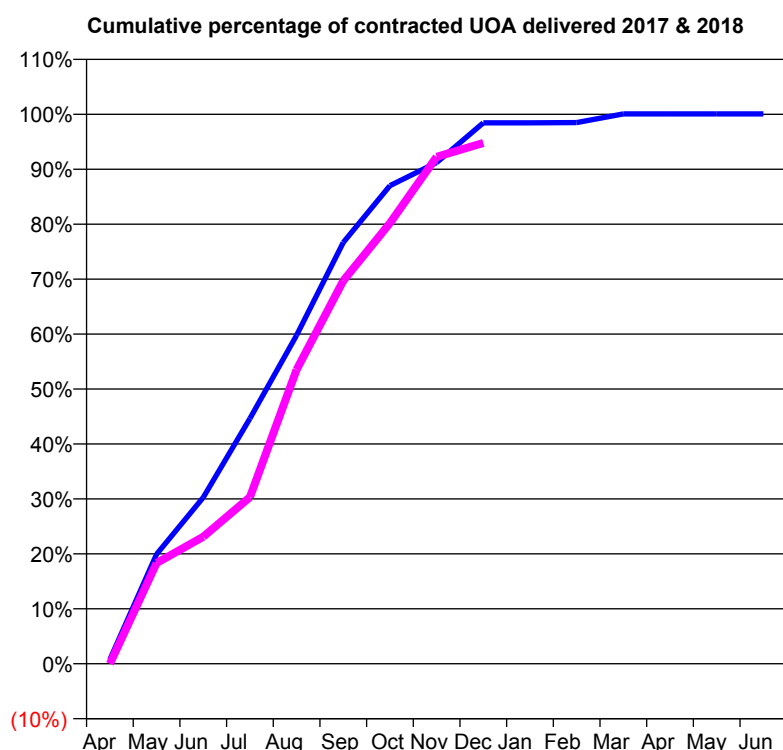
QUALITY	Contract Quantity	Contract Base Number	Contract *	Region	England
% of all assessments that were assess and fit appliances (rolling 12 month period)	182	249	73.1%	61.9%	58.6%
% of all assessments that were assess and refuse (rolling 12 month period)	3	249	1.2%	9.9%	11.3%
% of all assessments that were assess and review (rolling 12 month period)	64	249	25.7%	28.2%	30.0%
% of terminated courses where treatment was abandoned or discontinued (rolling 12 month period)	3	159	1.9%	7.3%	7.4%
% of completed treatments indicating that PAR score was taken (year to date)	46	121	38.0%	67.6%	64.3%
Rate of removable appliances per 100 fixed appliances - proposed treatment (rolling 12 month period)	15	344	4.36	4.62	5.53
Rate of removable appliances per 100 fixed appliances - completed treatment (rolling 12 month period)	1	299	0.33	3.88	4.60
% of courses of treatment with removable appliances only - proposed treatment (rolling 12 month period)	9	182	4.9%	1.6%	1.9%
% of courses of treatment with removable appliances only - completed treatment (rolling 12 month period)	1	156	0.6%	1.5%	1.4%
% of patients satisfied with the treatment they have received (rolling 12 month period)	3	4	75.0%	96.1%	95.9%

* Figures in italics indicate that the base number is less than 100.

Q68 - Vital Signs Orthodontic At a Glance Contract Report for 101281/0207 - December 2017

Name or company name	OASIS DENTAL CARE LTD	17/18 Contracted general activity (UDA)	0
Contract type name	PDS Contract	Carry forward general activity (UDA)	0
Purpose of contract	Orthodontic	17/18 Contracted orthodontic activity (UOA)	2,635
Contract start date	01/10/2009	Carry forward orthodontic activity (UOA)	0
Contract end date	31/03/2018	Baseline contract value	£174,380.91

ACCESS	Contract	England and Wales
24 month ratio of assessments to patient IDs	1.00	1.09

ACTIVITY


Month	Adjusted Scheduled Activity (UOA)	
	2017	2018
April	21	0
May	525	483
June	798	609
July	1,176	799
August	1,575	1,410
September	2,020	1,837
October	2,293	2,113
November	2,403	2,431
December	2,594	2,497
January	2,594	
February	2,595	
March	2,637	
April	2,637	
May	2,637	
June	2,637	

QUALITY	Contract Quantity	Contract Base Number	Contract *	Region	England
% of all assessments that were assess and fit appliances (rolling 12 month period)	120	140	85.7%	61.9%	58.6%
% of all assessments that were assess and refuse (rolling 12 month period)	0	140	0.0%	9.9%	11.3%
% of all assessments that were assess and review (rolling 12 month period)	20	140	14.3%	28.2%	30.0%
% of terminated courses where treatment was abandoned or discontinued (rolling 12 month period)	1	89	1.1%	7.3%	7.4%
% of completed treatments indicating that PAR score was taken (year to date)	63	66	95.5%	67.6%	64.3%
Rate of removable appliances per 100 fixed appliances - proposed treatment (rolling 12 month period)	0	0	N/A	4.62	5.53
Rate of removable appliances per 100 fixed appliances - completed treatment (rolling 12 month period)	0	0	N/A	3.88	4.60
% of courses of treatment with removable appliances only - proposed treatment (rolling 12 month period)	0	120	0.0%	1.6%	1.9%
% of courses of treatment with removable appliances only - completed treatment (rolling 12 month period)	0	88	0.0%	1.5%	1.4%
% of patients satisfied with the treatment they have received (rolling 12 month period)	2	2	100.0%	96.1%	95.9%

* Figures in italics indicate that the base number is less than 100.

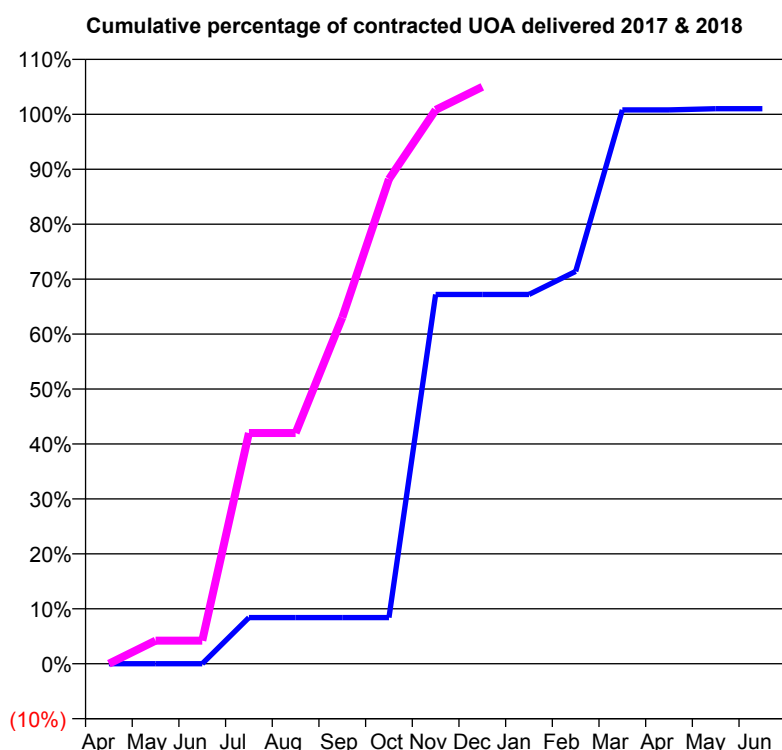
Q68 - Vital Signs Orthodontic At a Glance Contract Report for 101281/0235 - December 2017

Name or company name	OASIS DENTAL CARE LTD
Contract type name	PDS Contract
Purpose of contract	Orthodontic
Contract start date	01/04/2011
Contract end date	31/03/2018

17/18 Contracted general activity (UDA)	0
Carry forward general activity (UDA)	0
17/18 Contracted orthodontic activity (UOA)	500
Carry forward orthodontic activity (UOA)	0
Baseline contract value	£32,788.77

ACCESS

	Contract	England and Wales
24 month ratio of assessments to patient IDs	1.00	1.09

ACTIVITY


Month	Adjusted Scheduled Activity (UOA)	
	2017	2018
April	0	0
May	0	21
June	0	21
July	42	210
August	42	210
September	42	315
October	42	441
November	336	504
December	336	525
January	336	
February	357	
March	504	
April	504	
May	505	
June	505	

QUALITY

	Contract Quantity	Contract Base Number	Contract *	Region	England
% of all assessments that were assess and fit appliances (rolling 12 month period)	33	34	97.1%	61.9%	58.6%
% of all assessments that were assess and refuse (rolling 12 month period)	0	34	0.0%	9.9%	11.3%
% of all assessments that were assess and review (rolling 12 month period)	1	34	2.9%	28.2%	30.0%
% of terminated courses where treatment was abandoned or discontinued (rolling 12 month period)	0	0	N/A	7.3%	7.4%
% of completed treatments indicating that PAR score was taken (year to date)	0	0	N/A	67.6%	64.3%
Rate of removable appliances per 100 fixed appliances - proposed treatment (rolling 12 month period)	1	58	1.72	4.62	5.53
Rate of removable appliances per 100 fixed appliances - completed treatment (rolling 12 month period)	0	0	N/A	3.88	4.60
% of courses of treatment with removable appliances only - proposed treatment (rolling 12 month period)	1	33	3.0%	1.6%	1.9%
% of courses of treatment with removable appliances only - completed treatment (rolling 12 month period)	0	0	N/A	1.5%	1.4%
% of patients satisfied with the treatment they have received (rolling 12 month period)	5	6	83.3%	96.1%	95.9%

* Figures in italics indicate that the base number is less than 100.

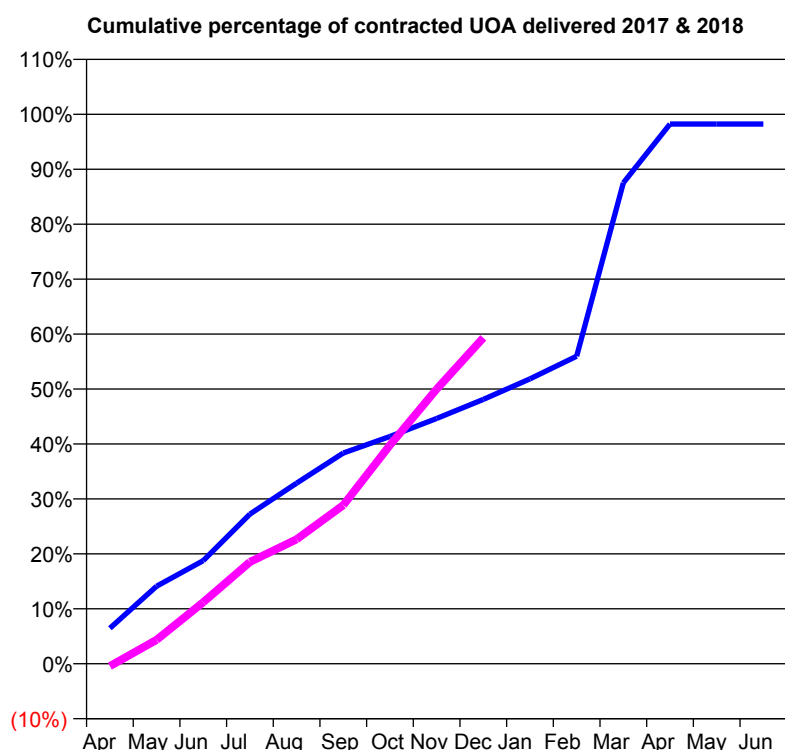
Q68 - Vital Signs Orthodontic At a Glance Contract Report for 102296/0001 - December 2017

Name or company name	Mr Richard Williams and Miss Faiza Darug
Contract type name	PDS Contract
Purpose of contract	Orthodontic
Contract start date	01/04/2012
Contract end date	31/03/2018

17/18 Contracted general activity (UDA)	0
Carry forward general activity (UDA)	0
17/18 Contracted orthodontic activity (UOA)	8,837
Carry forward orthodontic activity (UOA)	158
Baseline contract value	£579,508.61

ACCESS

	Contract	England and Wales
24 month ratio of assessments to patient IDs	1.21	1.09

ACTIVITY


Month	Adjusted Scheduled Activity (UOA)	
	2017	2018
April	572	-40
May	1,247	385
June	1,658	990
July	2,408	1,638
August	2,905	2,003
September	3,389	2,550
October	3,655	3,516
November	3,944	4,417
December	4,252	5,243
January	4,582	
February	4,947	
March	7,733	
April	8,679	
May	8,679	
June	8,679	

QUALITY

	Contract Quantity	Contract Base Number	Contract *	Region	England
% of all assessments that were assess and fit appliances (rolling 12 month period)	464	758	61.2%	61.9%	58.6%
% of all assessments that were assess and refuse (rolling 12 month period)	28	758	3.7%	9.9%	11.3%
% of all assessments that were assess and review (rolling 12 month period)	266	758	35.1%	28.2%	30.0%
% of terminated courses where treatment was abandoned or discontinued (rolling 12 month period)	15	356	4.2%	7.3%	7.4%
% of completed treatments indicating that PAR score was taken (year to date)	247	256	96.5%	67.6%	64.3%
Rate of removable appliances per 100 fixed appliances - proposed treatment (rolling 12 month period)	66	906	7.28	4.62	5.53
Rate of removable appliances per 100 fixed appliances - completed treatment (rolling 12 month period)	23	665	3.46	3.88	4.60
% of courses of treatment with removable appliances only - proposed treatment (rolling 12 month period)	5	464	1.1%	1.6%	1.9%
% of courses of treatment with removable appliances only - completed treatment (rolling 12 month period)	2	341	0.6%	1.5%	1.4%
% of patients satisfied with the treatment they have received (rolling 12 month period)	21	23	91.3%	96.1%	95.9%

* Figures in italics indicate that the base number is less than 100.

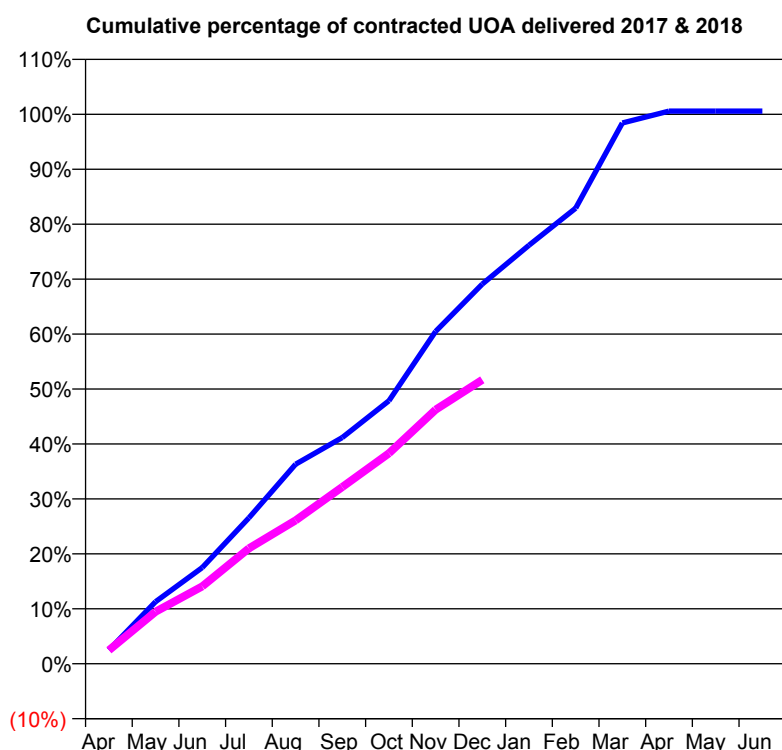
Q68 - Vital Signs Orthodontic At a Glance Contract Report for 104930/0001 - December 2017

Name or company name	Dentalign Eastbourne Ltd
Contract type name	PDS Contract
Purpose of contract	Orthodontic
Contract start date	01/10/2008
Contract end date	31/03/2018

17/18 Contracted general activity (UDA)	0
Carry forward general activity (UDA)	0
17/18 Contracted orthodontic activity (UOA)	7,000
Carry forward orthodontic activity (UOA)	0
Baseline contract value	£452,728.29

ACCESS	Contract	England and Wales
--------	----------	-------------------

24 month ratio of assessments to patient IDs	1.01	1.09
--	------	------

ACTIVITY


Month	Adjusted Scheduled Activity (UOA)	
	2017	2018
April	175	173
May	791	663
June	1,226	986
July	1,860	1,470
August	2,542	1,827
September	2,881	2,252
October	3,350	2,681
November	4,234	3,236
December	4,838	3,618
January	5,332	
February	5,804	
March	6,890	
April	7,041	
May	7,041	
June	7,041	

QUALITY	Contract Quantity	Contract Base Number	Contract *	Region	England
---------	-------------------	----------------------	------------	--------	---------

% of all assessments that were assess and fit appliances (rolling 12 month period)	286	320	89.4%	61.9%	58.6%
% of all assessments that were assess and refuse (rolling 12 month period)	16	320	5.0%	9.9%	11.3%
% of all assessments that were assess and review (rolling 12 month period)	18	320	5.6%	28.2%	30.0%
% of terminated courses where treatment was abandoned or discontinued (rolling 12 month period)	7	223	3.1%	7.3%	7.4%
% of completed treatments indicating that PAR score was taken (year to date)	88	163	54.0%	67.6%	64.3%
Rate of removable appliances per 100 fixed appliances - proposed treatment (rolling 12 month period)	30	473	6.34	4.62	5.53
Rate of removable appliances per 100 fixed appliances - completed treatment (rolling 12 month period)	28	385	7.27	3.88	4.60
% of courses of treatment with removable appliances only - proposed treatment (rolling 12 month period)	13	286	4.5%	1.6%	1.9%
% of courses of treatment with removable appliances only - completed treatment (rolling 12 month period)	9	216	4.2%	1.5%	1.4%
% of patients satisfied with the treatment they have received (rolling 12 month period)	6	6	100.0%	96.1%	95.9%

* Figures in italics indicate that the base number is less than 100.

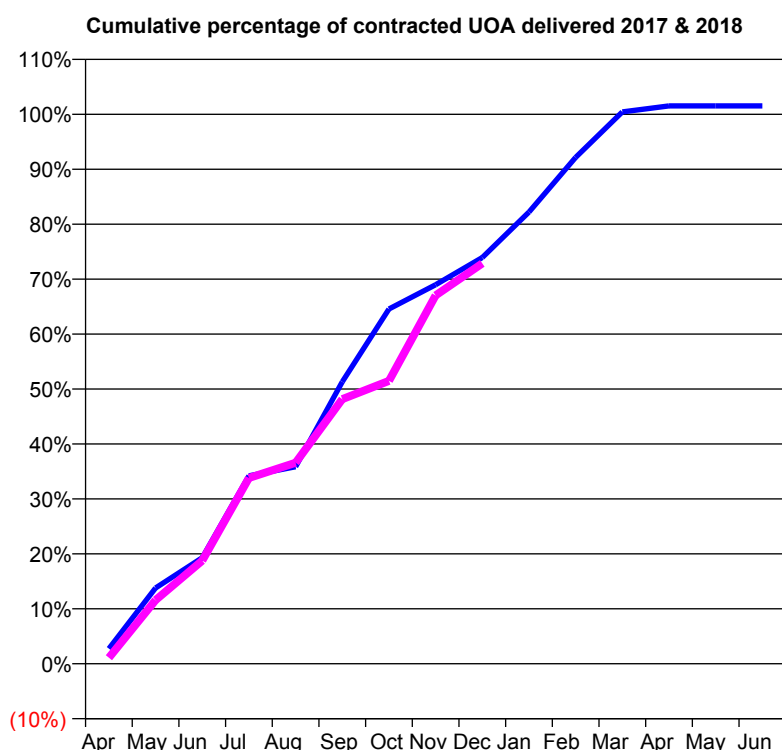
Q68 - Vital Signs Orthodontic At a Glance Contract Report for 124761/0001 - December 2017

Name or company name	Ortho Clinic (Surrey) Limited
Contract type name	PDS Contract
Purpose of contract	Orthodontic
Contract start date	01/05/2011
Contract end date	31/03/2018

17/18 Contracted general activity (UDA)	0
Carry forward general activity (UDA)	0
17/18 Contracted orthodontic activity (UOA)	3,806
Carry forward orthodontic activity (UOA)	0
Baseline contract value	£243,057.90

ACCESS

	Contract	England and Wales
24 month ratio of assessments to patient IDs	1.04	1.09

ACTIVITY


Month	Adjusted Scheduled Activity (UOA)	
	2017	2018
April	105	42
May	525	441
June	735	714
July	1,302	1,287
August	1,365	1,392
September	1,953	1,833
October	2,457	1,959
November	2,625	2,551
December	2,814	2,773
January	3,129	
February	3,507	
March	3,822	
April	3,864	
May	3,864	
June	3,864	

QUALITY

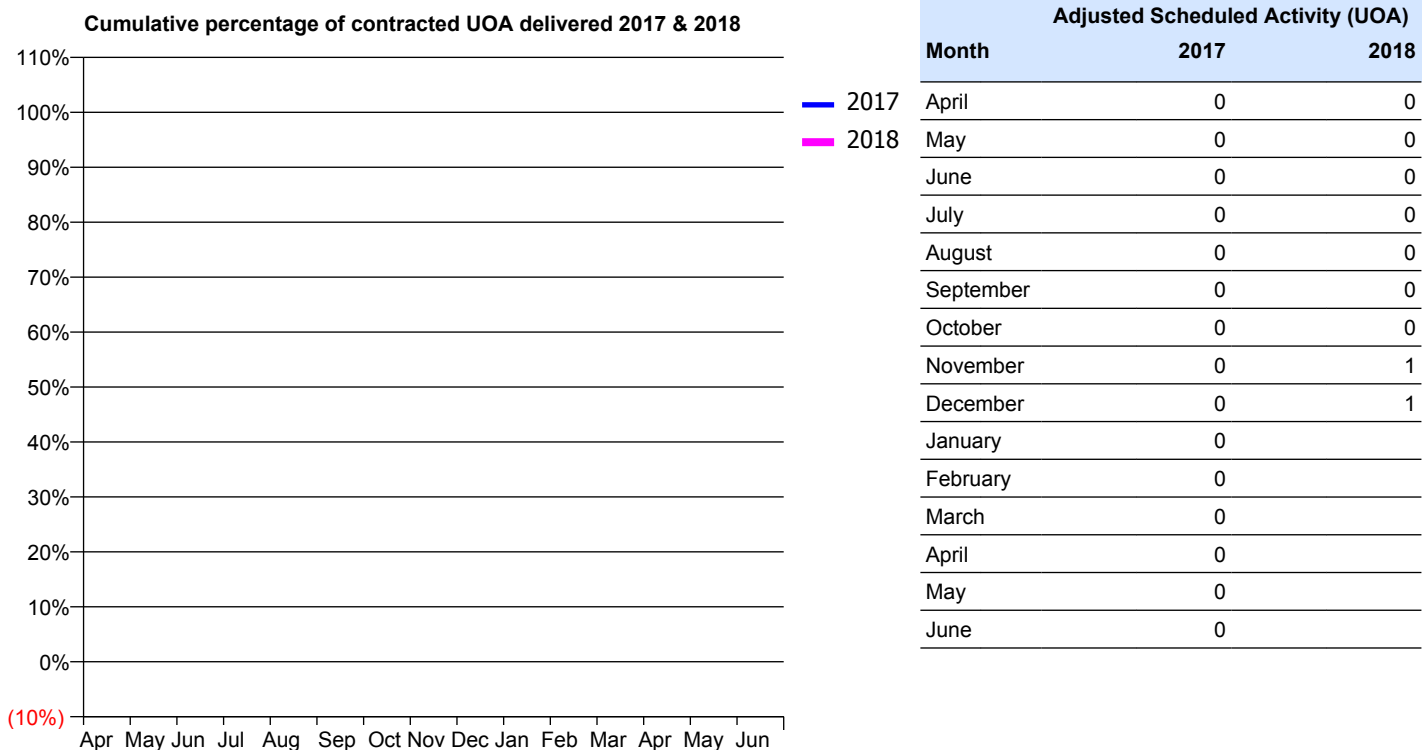
	Contract Quantity	Contract Base Number	Contract *	Region	England
% of all assessments that were assess and fit appliances (rolling 12 month period)	181	204	88.7%	61.9%	58.6%
% of all assessments that were assess and refuse (rolling 12 month period)	0	204	0.0%	9.9%	11.3%
% of all assessments that were assess and review (rolling 12 month period)	23	204	11.3%	28.2%	30.0%
% of terminated courses where treatment was abandoned or discontinued (rolling 12 month period)	2	111	1.8%	7.3%	7.4%
% of completed treatments indicating that PAR score was taken (year to date)	70	70	100.0%	67.6%	64.3%
Rate of removable appliances per 100 fixed appliances - proposed treatment (rolling 12 month period)	0	362	0.00	4.62	5.53
Rate of removable appliances per 100 fixed appliances - completed treatment (rolling 12 month period)	0	0	N/A	3.88	4.60
% of courses of treatment with removable appliances only - proposed treatment (rolling 12 month period)	0	181	0.0%	1.6%	1.9%
% of courses of treatment with removable appliances only - completed treatment (rolling 12 month period)	0	109	0.0%	1.5%	1.4%
% of patients satisfied with the treatment they have received (rolling 12 month period)	3	3	100.0%	96.1%	95.9%

* Figures in italics indicate that the base number is less than 100.

Q68 - Vital Signs Orthodontic At a Glance Contract Report for 125776/0013 - December 2017

Name or company name	Apex Dental Care Ltd	17/18 Contracted general activity (UDA)	2,035
Contract type name	GDS Contract	Carry forward general activity (UDA)	-41
Purpose of contract	General	17/18 Contracted orthodontic activity (UOA)	0
Contract start date	09/02/2013	Carry forward orthodontic activity (UOA)	0
Contract end date		Baseline contract value	£56,109.99

ACCESS	Contract	England and Wales
24 month ratio of assessments to patient IDs	1.00	1.09

ACTIVITY


Month	Adjusted Scheduled Activity (UOA)	
	2017	2018
April	0	0
May	0	0
June	0	0
July	0	0
August	0	0
September	0	0
October	0	0
November	0	1
December	0	1
January	0	
February	0	
March	0	
April	0	
May	0	
June	0	

QUALITY	Contract Quantity	Contract Base Number	Contract *	Region	England
% of all assessments that were assess and fit appliances (rolling 12 month period)	0	1	0.0%	61.9%	58.6%
% of all assessments that were assess and refuse (rolling 12 month period)	0	1	0.0%	9.9%	11.3%
% of all assessments that were assess and review (rolling 12 month period)	1	1	100.0%	28.2%	30.0%
% of terminated courses where treatment was abandoned or discontinued (rolling 12 month period)	0	0	N/A	7.3%	7.4%
% of completed treatments indicating that PAR score was taken (year to date)	0	0	N/A	67.6%	64.3%
Rate of removable appliances per 100 fixed appliances - proposed treatment (rolling 12 month period)	0	0	N/A	4.62	5.53
Rate of removable appliances per 100 fixed appliances - completed treatment (rolling 12 month period)	0	0	N/A	3.88	4.60
% of courses of treatment with removable appliances only - proposed treatment (rolling 12 month period)	0	0	N/A	1.6%	1.9%
% of courses of treatment with removable appliances only - completed treatment (rolling 12 month period)	0	0	N/A	1.5%	1.4%
% of patients satisfied with the treatment they have received (rolling 12 month period)	0	0	N/A	96.1%	95.9%

* Figures in italics indicate that the base number is less than 100.

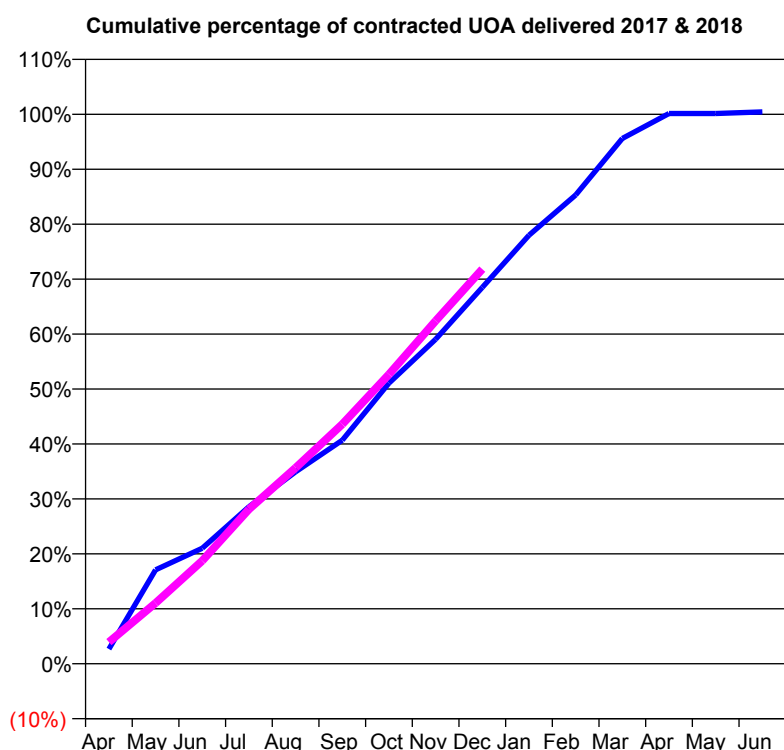
Q68 - Vital Signs Orthodontic At a Glance Contract Report for 146862/0001 - December 2017

Name or company name	Sackville Road Orthodontic Clinic
Contract type name	PDS Contract
Purpose of contract	Orthodontic
Contract start date	01/10/2009
Contract end date	31/03/2018

17/18 Contracted general activity (UDA)	0
Carry forward general activity (UDA)	0
17/18 Contracted orthodontic activity (UOA)	6,944
Carry forward orthodontic activity (UOA)	0
Baseline contract value	£468,871.36

ACCESS	Contract	England and Wales
--------	----------	-------------------

24 month ratio of assessments to patient IDs	1.00	1.09
--	------	------

ACTIVITY


Month	Adjusted Scheduled Activity (UOA)	
	2017	2018
April	187	273
May	1,187	768
June	1,460	1,301
July	1,985	1,952
August	2,426	2,477
September	2,825	3,027
October	3,547	3,657
November	4,101	4,334
December	4,756	4,987
January	5,415	
February	5,924	
March	6,638	
April	6,953	
May	6,953	
June	6,974	

QUALITY	Contract Quantity	Contract Base Number	Contract *	Region	England
---------	-------------------	----------------------	------------	--------	---------

% of all assessments that were assess and fit appliances (rolling 12 month period)	351	356	98.6%	61.9%	58.6%
% of all assessments that were assess and refuse (rolling 12 month period)	4	356	1.1%	9.9%	11.3%
% of all assessments that were assess and review (rolling 12 month period)	1	356	0.3%	28.2%	30.0%
% of terminated courses where treatment was abandoned or discontinued (rolling 12 month period)	56	395	14.2%	7.3%	7.4%
% of completed treatments indicating that PAR score was taken (year to date)	205	221	92.8%	67.6%	64.3%
Rate of removable appliances per 100 fixed appliances - proposed treatment (rolling 12 month period)	7	695	1.01	4.62	5.53
Rate of removable appliances per 100 fixed appliances - completed treatment (rolling 12 month period)	15	665	2.26	3.88	4.60
% of courses of treatment with removable appliances only - proposed treatment (rolling 12 month period)	3	351	0.9%	1.6%	1.9%
% of courses of treatment with removable appliances only - completed treatment (rolling 12 month period)	3	339	0.9%	1.5%	1.4%
% of patients satisfied with the treatment they have received (rolling 12 month period)	7	7	100.0%	96.1%	95.9%

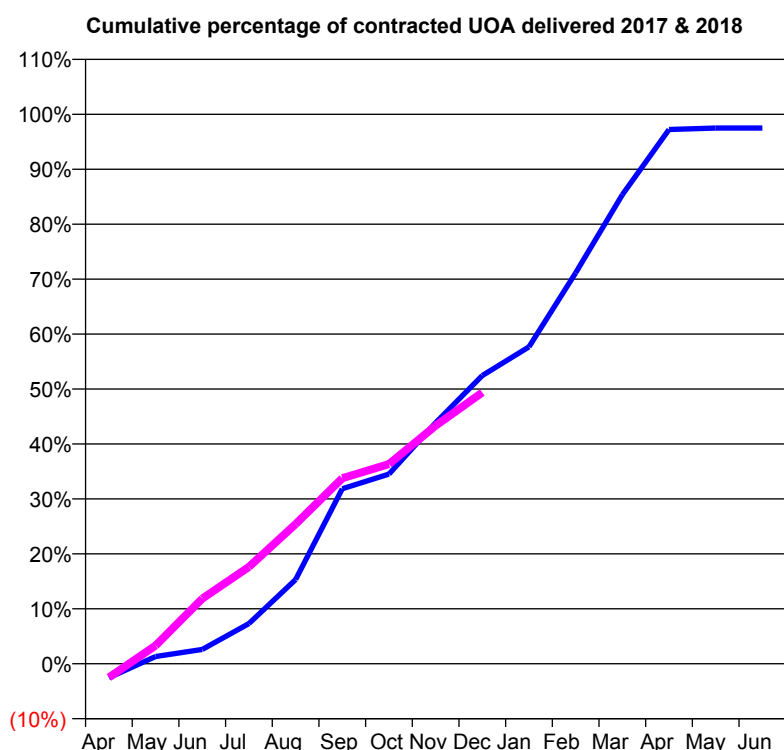
* Figures in italics indicate that the base number is less than 100.

Q68 - Vital Signs Orthodontic At a Glance Contract Report for 148776/0001 - December 2017

Name or company name	Anglesea Terrace Orthodontic Practice Lim
Contract type name	PDS Contract
Purpose of contract	Orthodontic
Contract start date	01/04/2015
Contract end date	31/03/2018

17/18 Contracted general activity (UDA)	0
Carry forward general activity (UDA)	0
17/18 Contracted orthodontic activity (UOA)	8,130
Carry forward orthodontic activity (UOA)	204
Baseline contract value	£545,697.15

ACCESS	Contract	England and Wales
24 month ratio of assessments to patient IDs	1.00	1.09

ACTIVITY


Month	Adjusted Scheduled Activity (UOA)	
	2017	2018
April	-208	-204
May	107	270
June	212	963
July	594	1,433
August	1,245	2,067
September	2,589	2,745
October	2,807	2,955
November	3,567	3,522
December	4,264	4,013
January	4,688	
February	5,784	
March	6,939	
April	7,905	
May	7,926	
June	7,926	

QUALITY	Contract Quantity	Contract Base Number	Contract *	Region	England
% of all assessments that were assess and fit appliances (rolling 12 month period)	385	385	100.0%	61.9%	58.6%
% of all assessments that were assess and refuse (rolling 12 month period)	0	385	0.0%	9.9%	11.3%
% of all assessments that were assess and review (rolling 12 month period)	0	385	0.0%	28.2%	30.0%
% of terminated courses where treatment was abandoned or discontinued (rolling 12 month period)	41	371	11.1%	7.3%	7.4%
% of completed treatments indicating that PAR score was taken (year to date)	181	250	72.4%	67.6%	64.3%
Rate of removable appliances per 100 fixed appliances - proposed treatment (rolling 12 month period)	21	684	3.07	4.62	5.53
Rate of removable appliances per 100 fixed appliances - completed treatment (rolling 12 month period)	4	572	0.70	3.88	4.60
% of courses of treatment with removable appliances only - proposed treatment (rolling 12 month period)	15	385	3.9%	1.6%	1.9%
% of courses of treatment with removable appliances only - completed treatment (rolling 12 month period)	3	330	0.9%	1.5%	1.4%
% of patients satisfied with the treatment they have received (rolling 12 month period)	11	13	84.6%	96.1%	95.9%

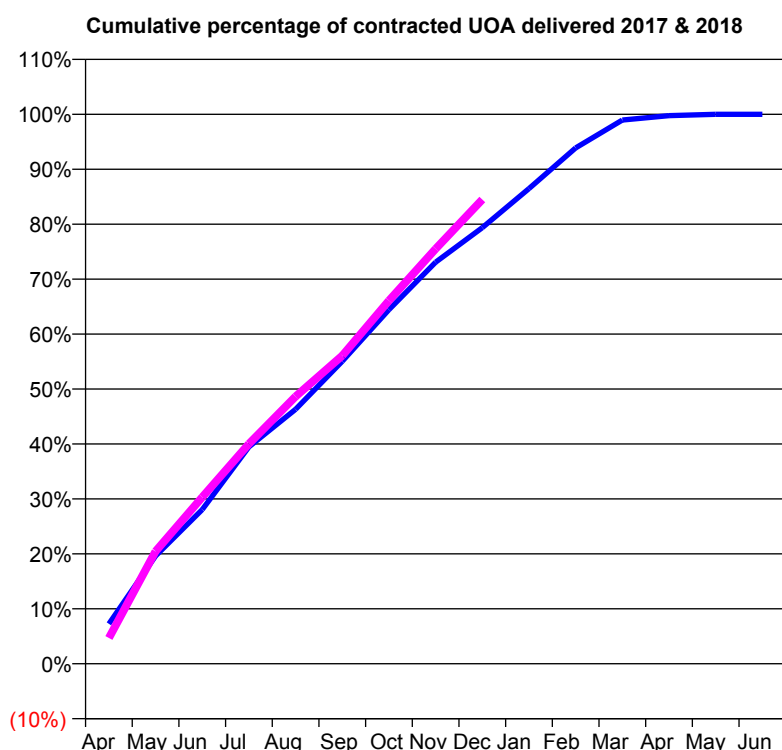
* Figures in italics indicate that the base number is less than 100.

Q68 - Vital Signs Orthodontic At a Glance Contract Report for 155349/0001 - December 2017

Name or company name	E & G Ortho Limited
Contract type name	PDS Contract
Purpose of contract	Orthodontic
Contract start date	01/04/2011
Contract end date	31/03/2018

17/18 Contracted general activity (UDA)	0
Carry forward general activity (UDA)	0
17/18 Contracted orthodontic activity (UOA)	10,755
Carry forward orthodontic activity (UOA)	0
Baseline contract value	£698,756.14

ACCESS	Contract	England and Wales
24 month ratio of assessments to patient IDs	1.14	1.09

ACTIVITY


Month	Adjusted Scheduled Activity (UOA)	
	2017	2018
April	781	504
May	2,111	2,202
June	3,018	3,260
July	4,246	4,305
August	4,980	5,233
September	5,920	6,030
October	6,930	7,109
November	7,860	8,121
December	8,537	9,088
January	9,301	
February	10,096	
March	10,643	
April	10,727	
May	10,755	
June	10,755	

QUALITY	Contract Quantity	Contract Base Number	Contract *	Region	England
% of all assessments that were assess and fit appliances (rolling 12 month period)	560	802	69.8%	61.9%	58.6%
% of all assessments that were assess and refuse (rolling 12 month period)	15	802	1.9%	9.9%	11.3%
% of all assessments that were assess and review (rolling 12 month period)	227	802	28.3%	28.2%	30.0%
% of terminated courses where treatment was abandoned or discontinued (rolling 12 month period)	7	524	1.3%	7.3%	7.4%
% of completed treatments indicating that PAR score was taken (year to date)	328	387	84.8%	67.6%	64.3%
Rate of removable appliances per 100 fixed appliances - proposed treatment (rolling 12 month period)	72	1,029	7.00	4.62	5.53
Rate of removable appliances per 100 fixed appliances - completed treatment (rolling 12 month period)	66	924	7.14	3.88	4.60
% of courses of treatment with removable appliances only - proposed treatment (rolling 12 month period)	35	560	6.3%	1.6%	1.9%
% of courses of treatment with removable appliances only - completed treatment (rolling 12 month period)	40	517	7.7%	1.5%	1.4%
% of patients satisfied with the treatment they have received (rolling 12 month period)	12	13	92.3%	96.1%	95.9%

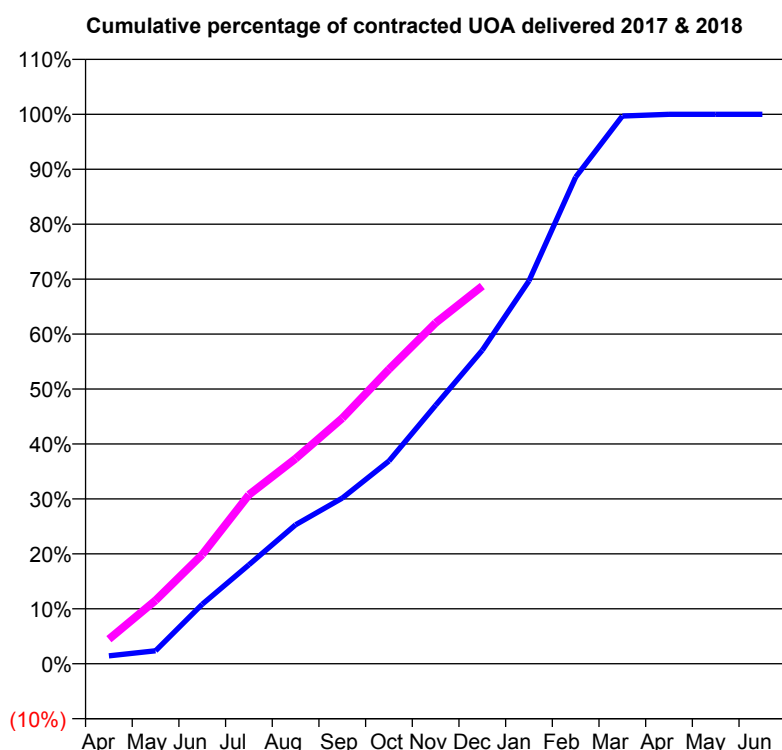
* Figures in italics indicate that the base number is less than 100.

Q68 - Vital Signs Orthodontic At a Glance Contract Report for 155349/0002 - December 2017

Name or company name	E & G Ortho Limited
Contract type name	PDS Contract
Purpose of contract	Orthodontic
Contract start date	01/04/2011
Contract end date	31/03/2018

17/18 Contracted general activity (UDA)	0
Carry forward general activity (UDA)	0
17/18 Contracted orthodontic activity (UOA)	6,268
Carry forward orthodontic activity (UOA)	0
Baseline contract value	£411,039.94

ACCESS	Contract	England and Wales
24 month ratio of assessments to patient IDs	1.10	1.09

ACTIVITY


Month	Adjusted Scheduled Activity (UOA)	
	2017	2018
April	91	280
May	149	723
June	679	1,246
July	1,130	1,928
August	1,586	2,340
September	1,890	2,801
October	2,312	3,359
November	2,949	3,888
December	3,576	4,308
January	4,367	
February	5,551	
March	6,247	
April	6,268	
May	6,268	
June	6,268	

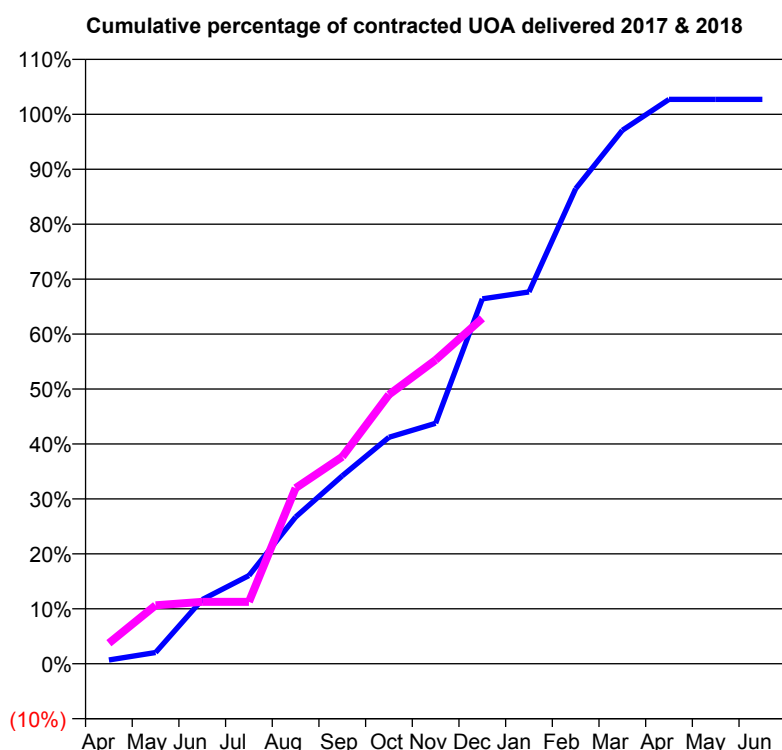
QUALITY	Contract Quantity	Contract Base Number	Contract *	Region	England
% of all assessments that were assess and fit appliances (rolling 12 month period)	334	547	61.1%	61.9%	58.6%
% of all assessments that were assess and refuse (rolling 12 month period)	13	547	2.4%	9.9%	11.3%
% of all assessments that were assess and review (rolling 12 month period)	200	547	36.6%	28.2%	30.0%
% of terminated courses where treatment was abandoned or discontinued (rolling 12 month period)	10	289	3.5%	7.3%	7.4%
% of completed treatments indicating that PAR score was taken (year to date)	161	196	82.1%	67.6%	64.3%
Rate of removable appliances per 100 fixed appliances - proposed treatment (rolling 12 month period)	27	639	4.23	4.62	5.53
Rate of removable appliances per 100 fixed appliances - completed treatment (rolling 12 month period)	24	515	4.66	3.88	4.60
% of courses of treatment with removable appliances only - proposed treatment (rolling 12 month period)	8	334	2.4%	1.6%	1.9%
% of courses of treatment with removable appliances only - completed treatment (rolling 12 month period)	13	279	4.7%	1.5%	1.4%
% of patients satisfied with the treatment they have received (rolling 12 month period)	7	7	100.0%	96.1%	95.9%

* Figures in italics indicate that the base number is less than 100.

Q68 - Vital Signs Orthodontic At a Glance Contract Report for 156574/0001 - December 2017

Name or company name	Total Orthodontics	17/18 Contracted general activity (UDA)	0
Contract type name	PDS Contract	Carry forward general activity (UDA)	0
Purpose of contract	Orthodontic	17/18 Contracted orthodontic activity (UOA)	3,356
Contract start date	01/04/2006	Carry forward orthodontic activity (UOA)	0
Contract end date	31/03/2018	Baseline contract value	£216,610.87

ACCESS	Contract	England and Wales
24 month ratio of assessments to patient IDs	1.01	1.09

ACTIVITY


Month	Adjusted Scheduled Activity (UOA)	
	2017	2018
April	23	126
May	69	357
June	392	378
July	539	378
August	896	1,073
September	1,148	1,264
October	1,383	1,644
November	1,469	1,856
December	2,229	2,110
January	2,271	
February	2,901	
March	3,258	
April	3,447	
May	3,447	
June	3,447	

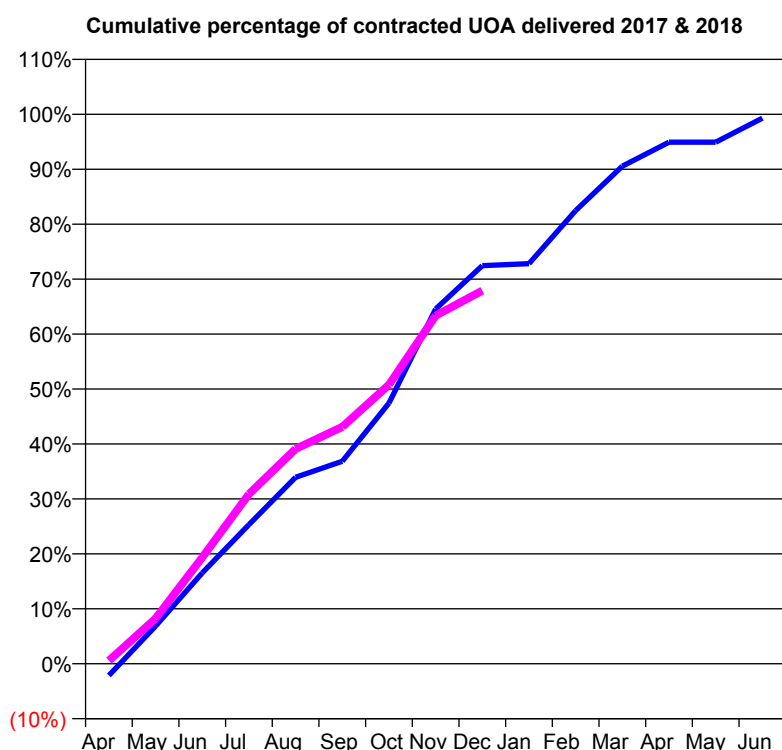
QUALITY	Contract Quantity	Contract Base Number	Contract *	Region	England
% of all assessments that were assess and fit appliances (rolling 12 month period)	158	168	94.0%	61.9%	58.6%
% of all assessments that were assess and refuse (rolling 12 month period)	10	168	6.0%	9.9%	11.3%
% of all assessments that were assess and review (rolling 12 month period)	0	168	0.0%	28.2%	30.0%
% of terminated courses where treatment was abandoned or discontinued (rolling 12 month period)	16	164	9.8%	7.3%	7.4%
% of completed treatments indicating that PAR score was taken (year to date)	75	101	74.3%	67.6%	64.3%
Rate of removable appliances per 100 fixed appliances - proposed treatment (rolling 12 month period)	5	311	1.61	4.62	5.53
Rate of removable appliances per 100 fixed appliances - completed treatment (rolling 12 month period)	3	294	1.02	3.88	4.60
% of courses of treatment with removable appliances only - proposed treatment (rolling 12 month period)	1	158	0.6%	1.6%	1.9%
% of courses of treatment with removable appliances only - completed treatment (rolling 12 month period)	1	148	0.7%	1.5%	1.4%
% of patients satisfied with the treatment they have received (rolling 12 month period)	11	11	100.0%	96.1%	95.9%

* Figures in italics indicate that the base number is less than 100.

Q68 - Vital Signs Orthodontic At a Glance Contract Report for 156574/0002 - December 2017

Name or company name	Total Orthodontics	17/18 Contracted general activity (UDA)	0
Contract type name	PDS Contract	Carry forward general activity (UDA)	0
Purpose of contract	Orthodontic	17/18 Contracted orthodontic activity (UOA)	11,513
Contract start date	01/04/2006	Carry forward orthodontic activity (UOA)	81
Contract end date	31/03/2018	Baseline contract value	£777,102.29

ACCESS	Contract	England and Wales
24 month ratio of assessments to patient IDs	1.00	1.09

ACTIVITY


Month	Adjusted Scheduled Activity (UOA)	
	2017	2018
April	-247	66
May	790	948
June	1,903	2,229
July	2,915	3,556
August	3,906	4,501
September	4,242	4,963
October	5,460	5,845
November	7,434	7,294
December	8,341	7,819
January	8,383	
February	9,496	
March	10,424	
April	10,928	
May	10,928	
June	11,432	

QUALITY

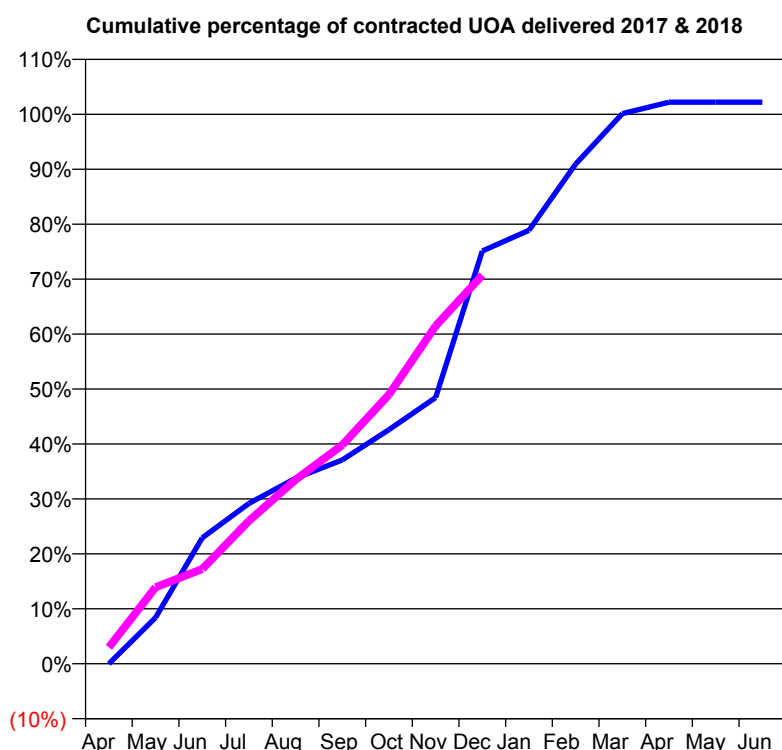
	Contract Quantity	Contract Base Number	Contract *	Region	England
% of all assessments that were assess and fit appliances (rolling 12 month period)	525	525	100.0%	61.9%	58.6%
% of all assessments that were assess and refuse (rolling 12 month period)	0	525	0.0%	9.9%	11.3%
% of all assessments that were assess and review (rolling 12 month period)	0	525	0.0%	28.2%	30.0%
% of terminated courses where treatment was abandoned or discontinued (rolling 12 month period)	10	493	2.0%	7.3%	7.4%
% of completed treatments indicating that PAR score was taken (year to date)	261	430	60.7%	67.6%	64.3%
Rate of removable appliances per 100 fixed appliances - proposed treatment (rolling 12 month period)	6	1,033	0.58	4.62	5.53
Rate of removable appliances per 100 fixed appliances - completed treatment (rolling 12 month period)	8	956	0.84	3.88	4.60
% of courses of treatment with removable appliances only - proposed treatment (rolling 12 month period)	4	525	0.8%	1.6%	1.9%
% of courses of treatment with removable appliances only - completed treatment (rolling 12 month period)	2	483	0.4%	1.5%	1.4%
% of patients satisfied with the treatment they have received (rolling 12 month period)	27	28	96.4%	96.1%	95.9%

* Figures in italics indicate that the base number is less than 100.

Q68 - Vital Signs Orthodontic At a Glance Contract Report for 156574/0004 - December 2017

Name or company name	Total Orthodontics	17/18 Contracted general activity (UDA)	0
Contract type name	PDS Contract	Carry forward general activity (UDA)	0
Purpose of contract	Orthodontic	17/18 Contracted orthodontic activity (UOA)	5,040
Contract start date	01/05/2010	Carry forward orthodontic activity (UOA)	0
Contract end date	31/03/2018	Baseline contract value	£325,733.23

ACCESS	Contract	England and Wales
24 month ratio of assessments to patient IDs	1.01	1.09

ACTIVITY


Month	Adjusted Scheduled Activity (UOA)	
	2017	2018
April	0	151
May	424	701
June	1,155	869
July	1,471	1,310
August	1,702	1,688
September	1,870	2,007
October	2,147	2,469
November	2,442	3,099
December	3,786	3,565
January	3,975	
February	4,584	
March	5,046	
April	5,151	
May	5,151	
June	5,151	

QUALITY

	Contract Quantity	Contract Base Number	Contract *	Region	England
% of all assessments that were assess and fit appliances (rolling 12 month period)	238	238	100.0%	61.9%	58.6%
% of all assessments that were assess and refuse (rolling 12 month period)	0	238	0.0%	9.9%	11.3%
% of all assessments that were assess and review (rolling 12 month period)	0	238	0.0%	28.2%	30.0%
% of terminated courses where treatment was abandoned or discontinued (rolling 12 month period)	29	322	9.0%	7.3%	7.4%
% of completed treatments indicating that PAR score was taken (year to date)	223	237	94.1%	67.6%	64.3%
Rate of removable appliances per 100 fixed appliances - proposed treatment (rolling 12 month period)	8	466	1.72	4.62	5.53
Rate of removable appliances per 100 fixed appliances - completed treatment (rolling 12 month period)	14	558	2.51	3.88	4.60
% of courses of treatment with removable appliances only - proposed treatment (rolling 12 month period)	5	238	2.1%	1.6%	1.9%
% of courses of treatment with removable appliances only - completed treatment (rolling 12 month period)	9	293	3.1%	1.5%	1.4%
% of patients satisfied with the treatment they have received (rolling 12 month period)	17	17	100.0%	96.1%	95.9%

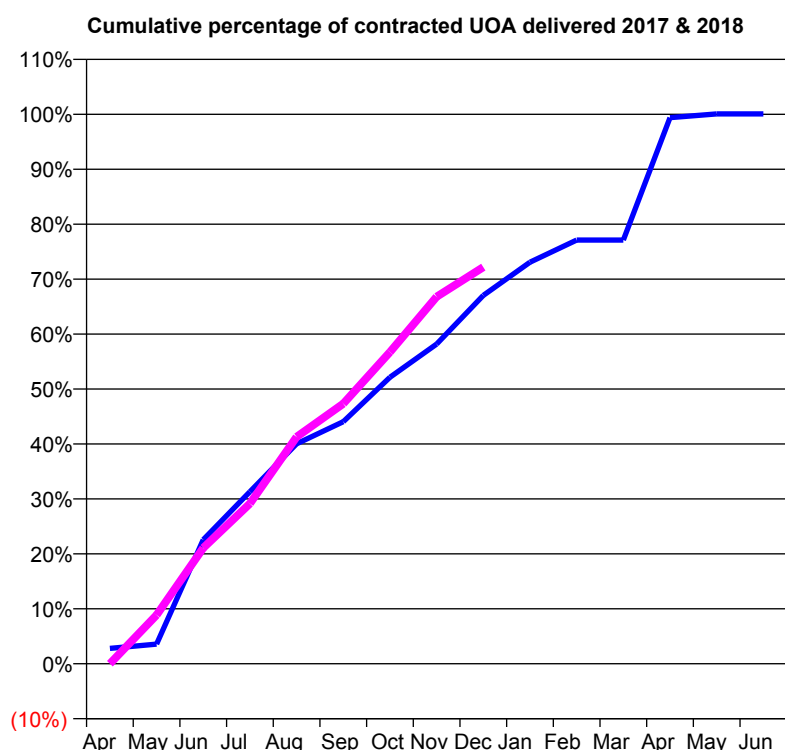
* Figures in italics indicate that the base number is less than 100.

Q68 - Vital Signs Orthodontic At a Glance Contract Report for 156574/0005 - December 2017

Name or company name	Total Orthodontics	17/18 Contracted general activity (UDA)	0
Contract type name	PDS Contract	Carry forward general activity (UDA)	0
Purpose of contract	Orthodontic	17/18 Contracted orthodontic activity (UOA)	3,127
Contract start date	01/04/2012	Carry forward orthodontic activity (UOA)	0
Contract end date	31/03/2018	Baseline contract value	£200,280.68

ACCESS

	Contract	England and Wales
24 month ratio of assessments to patient IDs	1.00	1.09

ACTIVITY


Month	Adjusted Scheduled Activity (UOA)	
	2017	2018
April	88	0
May	112	277
June	706	659
July	979	912
August	1,252	1,291
September	1,378	1,480
October	1,630	1,774
November	1,819	2,089
December	2,096	2,257
January	2,285	
February	2,411	
March	2,411	
April	3,108	
May	3,129	
June	3,129	

QUALITY

	Contract Quantity	Contract Base Number	Contract *	Region	England
% of all assessments that were assess and fit appliances (rolling 12 month period)	163	165	98.8%	61.9%	58.6%
% of all assessments that were assess and refuse (rolling 12 month period)	2	165	1.2%	9.9%	11.3%
% of all assessments that were assess and review (rolling 12 month period)	0	165	0.0%	28.2%	30.0%
% of terminated courses where treatment was abandoned or discontinued (rolling 12 month period)	22	169	13.0%	7.3%	7.4%
% of completed treatments indicating that PAR score was taken (year to date)	92	108	85.2%	67.6%	64.3%
Rate of removable appliances per 100 fixed appliances - proposed treatment (rolling 12 month period)	3	319	0.94	4.62	5.53
Rate of removable appliances per 100 fixed appliances - completed treatment (rolling 12 month period)	8	282	2.84	3.88	4.60
% of courses of treatment with removable appliances only - proposed treatment (rolling 12 month period)	3	163	1.8%	1.6%	1.9%
% of courses of treatment with removable appliances only - completed treatment (rolling 12 month period)	6	147	4.1%	1.5%	1.4%
% of patients satisfied with the treatment they have received (rolling 12 month period)	3	3	100.0%	96.1%	95.9%

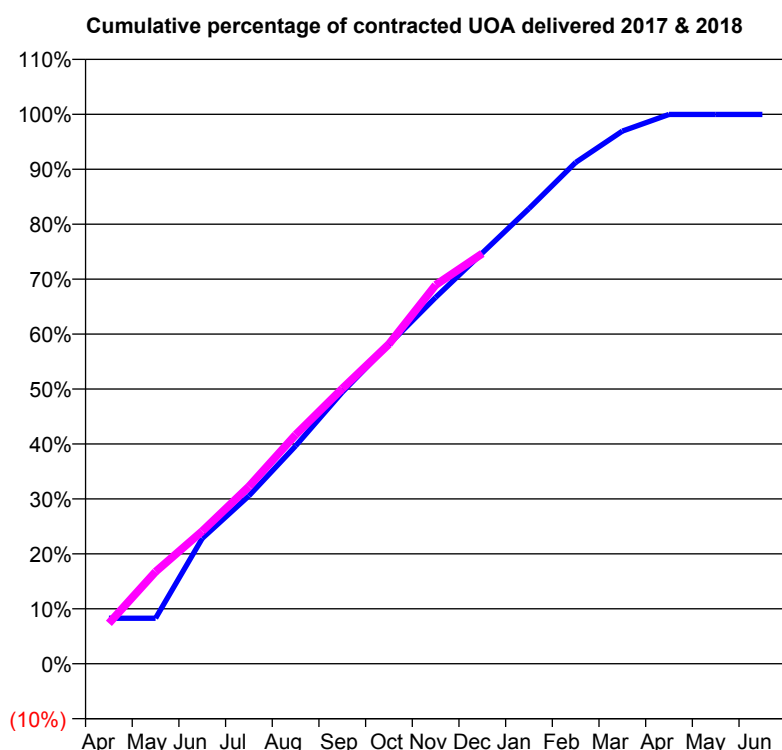
* Figures in italics indicate that the base number is less than 100.

Q68 - Vital Signs Orthodontic At a Glance Contract Report for 169110/0009 - December 2017

Name or company name	Dentalign Orthodontics LLP
Contract type name	PDS Contract
Purpose of contract	Orthodontic
Contract start date	01/04/2011
Contract end date	31/03/2018

17/18 Contracted general activity (UDA)	0
Carry forward general activity (UDA)	0
17/18 Contracted orthodontic activity (UOA)	6,254
Carry forward orthodontic activity (UOA)	2
Baseline contract value	£410,150.06

ACCESS	Contract	England and Wales
24 month ratio of assessments to patient IDs	1.00	1.09

ACTIVITY


Month	Adjusted Scheduled Activity (UOA)	
	2017	2018
April	519	460
May	519	1,048
June	1,427	1,510
July	1,912	2,018
August	2,479	2,606
September	3,090	3,131
October	3,636	3,639
November	4,170	4,311
December	4,675	4,669
January	5,180	
February	5,705	
March	6,062	
April	6,252	
May	6,252	
June	6,252	

QUALITY	Contract Quantity	Contract Base Number	Contract *	Region	England
% of all assessments that were assess and fit appliances (rolling 12 month period)	299	302	99.0%	61.9%	58.6%
% of all assessments that were assess and refuse (rolling 12 month period)	0	302	0.0%	9.9%	11.3%
% of all assessments that were assess and review (rolling 12 month period)	3	302	1.0%	28.2%	30.0%
% of terminated courses where treatment was abandoned or discontinued (rolling 12 month period)	8	281	2.8%	7.3%	7.4%
% of completed treatments indicating that PAR score was taken (year to date)	48	217	22.1%	67.6%	64.3%
Rate of removable appliances per 100 fixed appliances - proposed treatment (rolling 12 month period)	10	594	1.68	4.62	5.53
Rate of removable appliances per 100 fixed appliances - completed treatment (rolling 12 month period)	0	0	N/A	3.88	4.60
% of courses of treatment with removable appliances only - proposed treatment (rolling 12 month period)	1	299	0.3%	1.6%	1.9%
% of courses of treatment with removable appliances only - completed treatment (rolling 12 month period)	0	273	0.0%	1.5%	1.4%
% of patients satisfied with the treatment they have received (rolling 12 month period)	1	2	50.0%	96.1%	95.9%

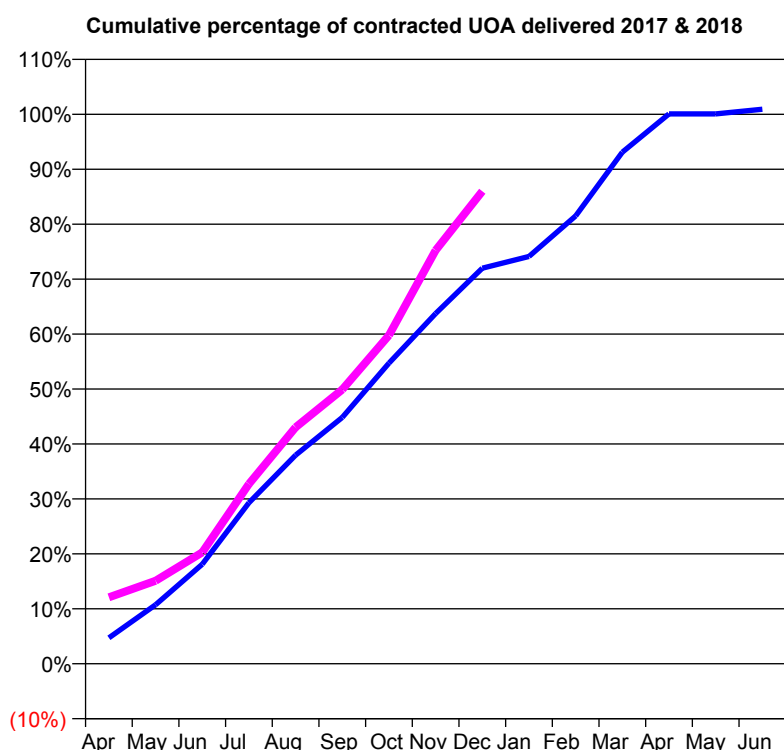
* Figures in italics indicate that the base number is less than 100.

Q68 - Vital Signs Orthodontic At a Glance Contract Report for 169110/0015 - December 2017

Name or company name	Dentalign Orthodontics LLP
Contract type name	PDS Contract
Purpose of contract	Orthodontic
Contract start date	01/04/2014
Contract end date	31/03/2018

17/18 Contracted general activity (UDA)	0
Carry forward general activity (UDA)	0
17/18 Contracted orthodontic activity (UOA)	4,889
Carry forward orthodontic activity (UOA)	0
Baseline contract value	£320,433.84

ACCESS	Contract	England and Wales
24 month ratio of assessments to patient IDs	1.01	1.09

ACTIVITY


Month	Adjusted Scheduled Activity (UOA)	
	2017	2018
April	231	592
May	525	739
June	886	991
July	1,432	1,600
August	1,856	2,104
September	2,192	2,440
October	2,675	2,923
November	3,116	3,679
December	3,519	4,204
January	3,624	
February	3,985	
March	4,552	
April	4,892	
May	4,892	
June	4,934	

QUALITY	Contract Quantity	Contract Base Number	Contract *	Region	England
% of all assessments that were assess and fit appliances (rolling 12 month period)	270	270	100.0%	61.9%	58.6%
% of all assessments that were assess and refuse (rolling 12 month period)	0	270	0.0%	9.9%	11.3%
% of all assessments that were assess and review (rolling 12 month period)	0	270	0.0%	28.2%	30.0%
% of terminated courses where treatment was abandoned or discontinued (rolling 12 month period)	24	332	7.2%	7.3%	7.4%
% of completed treatments indicating that PAR score was taken (year to date)	90	140	64.3%	67.6%	64.3%
Rate of removable appliances per 100 fixed appliances - proposed treatment (rolling 12 month period)	54	522	10.34	4.62	5.53
Rate of removable appliances per 100 fixed appliances - completed treatment (rolling 12 month period)	37	305	12.13	3.88	4.60
% of courses of treatment with removable appliances only - proposed treatment (rolling 12 month period)	4	270	1.5%	1.6%	1.9%
% of courses of treatment with removable appliances only - completed treatment (rolling 12 month period)	3	308	1.0%	1.5%	1.4%
% of patients satisfied with the treatment they have received (rolling 12 month period)	5	5	100.0%	96.1%	95.9%

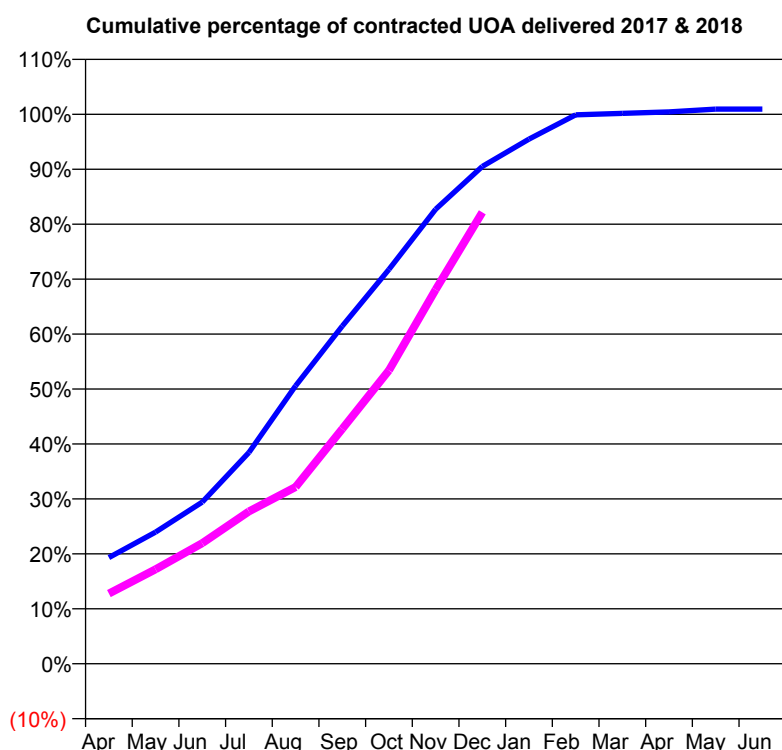
* Figures in italics indicate that the base number is less than 100.

Q68 - Vital Signs Orthodontic At a Glance Contract Report for 175471/0001 - December 2017

Name or company name	Surrey Orthodontics Limited
Contract type name	PDS Contract
Purpose of contract	Orthodontic
Contract start date	01/01/2012
Contract end date	31/03/2018

17/18 Contracted general activity (UDA)	0
Carry forward general activity (UDA)	0
17/18 Contracted orthodontic activity (UOA)	8,153
Carry forward orthodontic activity (UOA)	0
Baseline contract value	£528,123.42

ACCESS	Contract	England and Wales
24 month ratio of assessments to patient IDs	1.02	1.09

ACTIVITY


Month	Adjusted Scheduled Activity (UOA)	
	2017	2018
April	1,575	1,042
May	1,953	1,401
June	2,399	1,789
July	3,135	2,261
August	4,124	2,623
September	5,011	3,485
October	5,852	4,353
November	6,744	5,552
December	7,378	6,699
January	7,784	-
February	8,145	-
March	8,166	-
April	8,188	-
May	8,230	-
June	8,230	-

QUALITY	Contract Quantity	Contract Base Number	Contract *	Region	England
% of all assessments that were assess and fit appliances (rolling 12 month period)	345	838	41.2%	61.9%	58.6%
% of all assessments that were assess and refuse (rolling 12 month period)	94	838	11.2%	9.9%	11.3%
% of all assessments that were assess and review (rolling 12 month period)	399	838	47.6%	28.2%	30.0%
% of terminated courses where treatment was abandoned or discontinued (rolling 12 month period)	14	348	4.0%	7.3%	7.4%
% of completed treatments indicating that PAR score was taken (year to date)	225	254	88.6%	67.6%	64.3%
Rate of removable appliances per 100 fixed appliances - proposed treatment (rolling 12 month period)	23	630	3.65	4.62	5.53
Rate of removable appliances per 100 fixed appliances - completed treatment (rolling 12 month period)	16	614	2.61	3.88	4.60
% of courses of treatment with removable appliances only - proposed treatment (rolling 12 month period)	12	345	3.5%	1.6%	1.9%
% of courses of treatment with removable appliances only - completed treatment (rolling 12 month period)	11	334	3.3%	1.5%	1.4%
% of patients satisfied with the treatment they have received (rolling 12 month period)	10	10	100.0%	96.1%	95.9%

* Figures in italics indicate that the base number is less than 100.

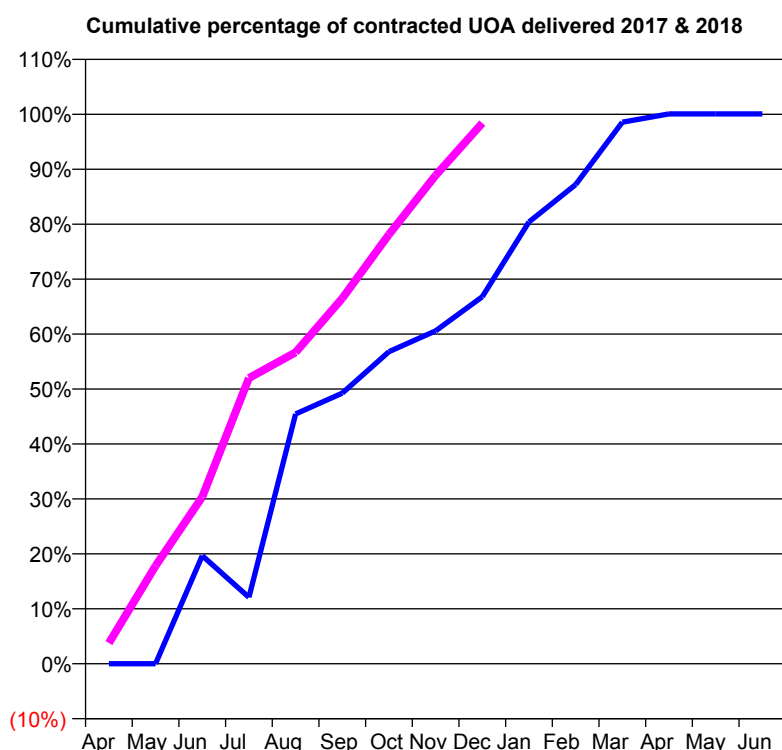
Q68 - Vital Signs Orthodontic At a Glance Contract Report for 178462/0001 - December 2017

Name or company name	IQ Orthodontics Ltd
Contract type name	PDS Contract
Purpose of contract	Orthodontic
Contract start date	01/04/2011
Contract end date	31/03/2018

17/18 Contracted general activity (UDA)	0
Carry forward general activity (UDA)	0
17/18 Contracted orthodontic activity (UOA)	2,776
Carry forward orthodontic activity (UOA)	0
Baseline contract value	£175,513.07

ACCESS	Contract	England and Wales
---------------	-----------------	--------------------------

24 month ratio of assessments to patient IDs	1.06	1.09
--	------	------

ACTIVITY


Month	Adjusted Scheduled Activity (UOA)	
	2017	2018
April	0	105
May	0	495
June	546	843
July	336	1,443
August	1,262	1,573
September	1,367	1,846
October	1,577	2,169
November	1,682	2,467
December	1,854	2,731
January	2,232	
February	2,421	
March	2,736	
April	2,778	
May	2,778	
June	2,778	

QUALITY	Contract Quantity	Contract Base Number	Contract *	Region	England
----------------	--------------------------	-----------------------------	-------------------	---------------	----------------

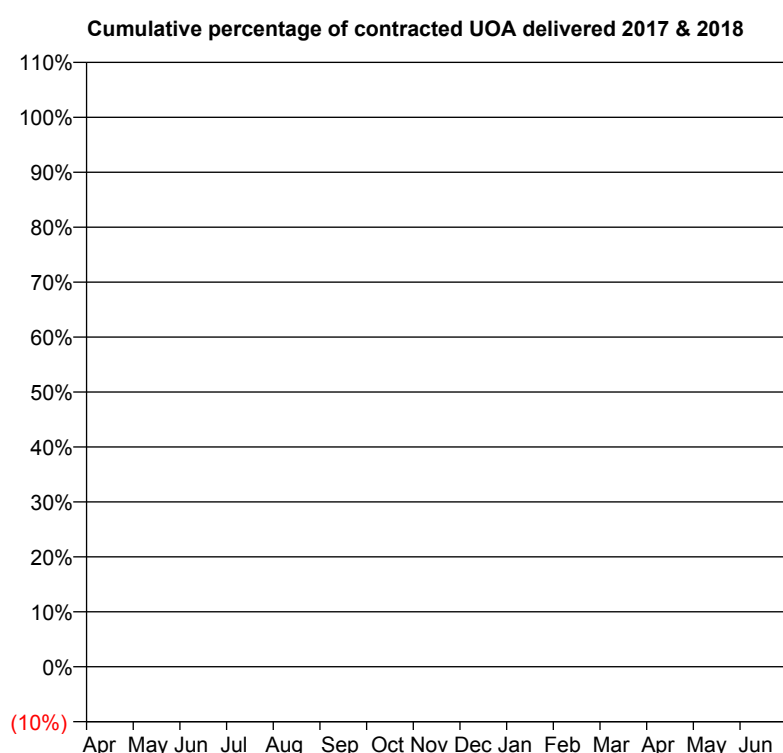
% of all assessments that were assess and fit appliances (rolling 12 month period)	188	188	100.0%	61.9%	58.6%
% of all assessments that were assess and refuse (rolling 12 month period)	0	188	0.0%	9.9%	11.3%
% of all assessments that were assess and review (rolling 12 month period)	0	188	0.0%	28.2%	30.0%
% of terminated courses where treatment was abandoned or discontinued (rolling 12 month period)	17	154	11.0%	7.3%	7.4%
% of completed treatments indicating that PAR score was taken (year to date)	99	100	99.0%	67.6%	64.3%
Rate of removable appliances per 100 fixed appliances - proposed treatment (rolling 12 month period)	15	338	4.44	4.62	5.53
Rate of removable appliances per 100 fixed appliances - completed treatment (rolling 12 month period)	2	263	0.76	3.88	4.60
% of courses of treatment with removable appliances only - proposed treatment (rolling 12 month period)	15	188	8.0%	1.6%	1.9%
% of courses of treatment with removable appliances only - completed treatment (rolling 12 month period)	2	137	1.5%	1.5%	1.4%
% of patients satisfied with the treatment they have received (rolling 12 month period)	9	9	100.0%	96.1%	95.9%

* Figures in italics indicate that the base number is less than 100.

Q68 - Vital Signs Orthodontic At a Glance Contract Report for 178462/0002 - December 2017

Name or company name	IQ Orthodontics Ltd	17/18 Contracted general activity (UDA)	1,000
Contract type name	GDS Contract	Carry forward general activity (UDA)	-20
Purpose of contract	General	17/18 Contracted orthodontic activity (UOA)	0
Contract start date	01/04/2014	Carry forward orthodontic activity (UOA)	0
Contract end date		Baseline contract value	£22,475.31

ACCESS	Contract	England and Wales
24 month ratio of assessments to patient IDs	1.00	1.09

ACTIVITY


Month	Adjusted Scheduled Activity (UOA)	
	2017	2018
April	0	0
May	0	0
June	0	0
July	0	0
August	0	0
September	0	21
October	0	0
November	0	0
December	21	4
January	0	
February	0	
March	0	
April	0	
May	0	
June	0	

QUALITY	Contract Quantity	Contract Base Number	Contract *	Region	England
% of all assessments that were assess and fit appliances (rolling 12 month period)	2	2	100.0%	61.9%	58.6%
% of all assessments that were assess and refuse (rolling 12 month period)	0	2	0.0%	9.9%	11.3%
% of all assessments that were assess and review (rolling 12 month period)	0	2	0.0%	28.2%	30.0%
% of terminated courses where treatment was abandoned or discontinued (rolling 12 month period)	0	5	0.0%	7.3%	7.4%
% of completed treatments indicating that PAR score was taken (year to date)	2	2	100.0%	67.6%	64.3%
Rate of removable appliances per 100 fixed appliances - proposed treatment (rolling 12 month period)	1	2	50.00	4.62	5.53
Rate of removable appliances per 100 fixed appliances - completed treatment (rolling 12 month period)	0	10	0.00	3.88	4.60
% of courses of treatment with removable appliances only - proposed treatment (rolling 12 month period)	1	2	50.0%	1.6%	1.9%
% of courses of treatment with removable appliances only - completed treatment (rolling 12 month period)	0	5	0.0%	1.5%	1.4%
% of patients satisfied with the treatment they have received (rolling 12 month period)	0	0	N/A	96.1%	95.9%

* Figures in italics indicate that the base number is less than 100.

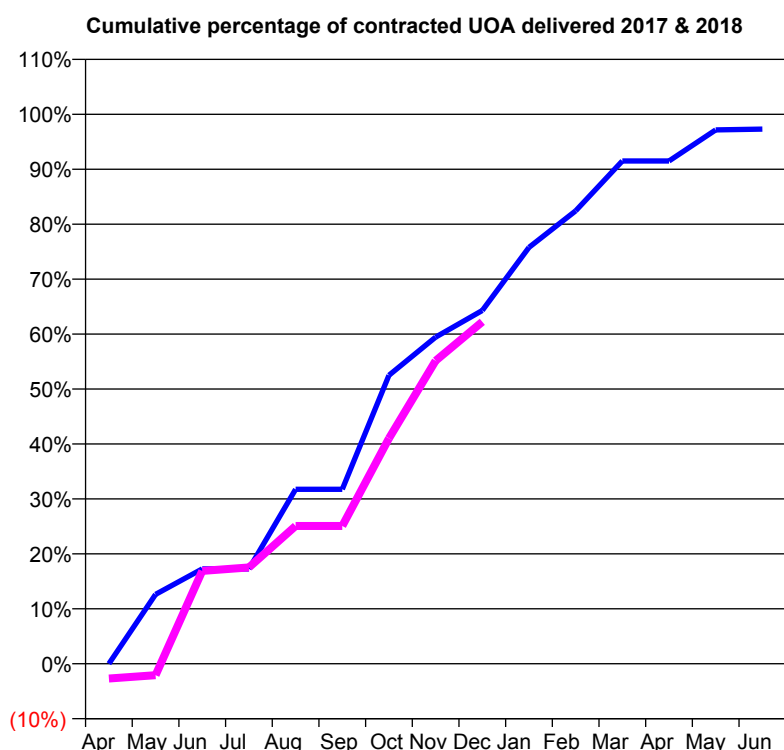
Q68 - Vital Signs Orthodontic At a Glance Contract Report for 183482/0001 - December 2017

Name or company name	Surrey Orthodontics (Godalming) Limited
Contract type name	PDS Contract
Purpose of contract	Orthodontic
Contract start date	20/03/2015
Contract end date	31/03/2018

17/18 Contracted general activity (UDA)	0
Carry forward general activity (UDA)	0
17/18 Contracted orthodontic activity (UOA)	13,971
Carry forward orthodontic activity (UOA)	377
Baseline contract value	£865,033.14

ACCESS	Contract	England and Wales
--------	----------	-------------------

24 month ratio of assessments to patient IDs	1.02	1.09
--	------	------

ACTIVITY


Month	Adjusted Scheduled Activity (UOA)	
	2017	2018
April	2	-377
May	1,764	-292
June	2,412	2,361
July	2,412	2,449
August	4,435	3,503
September	4,435	3,503
October	7,335	5,732
November	8,303	7,705
December	8,983	8,693
January	10,587	
February	11,514	
March	12,785	
April	12,785	
May	13,573	
June	13,594	

QUALITY	Contract Quantity	Contract Base Number	Contract *	Region	England
---------	-------------------	----------------------	------------	--------	---------

% of all assessments that were assess and fit appliances (rolling 12 month period)	681	696	97.8%	61.9%	58.6%
% of all assessments that were assess and refuse (rolling 12 month period)	8	696	1.1%	9.9%	11.3%
% of all assessments that were assess and review (rolling 12 month period)	7	696	1.0%	28.2%	30.0%
% of terminated courses where treatment was abandoned or discontinued (rolling 12 month period)	36	757	4.8%	7.3%	7.4%
% of completed treatments indicating that PAR score was taken (year to date)	459	488	94.1%	67.6%	64.3%
Rate of removable appliances per 100 fixed appliances - proposed treatment (rolling 12 month period)	89	1,274	6.99	4.62	5.53
Rate of removable appliances per 100 fixed appliances - completed treatment (rolling 12 month period)	24	25	96.00	3.88	4.60
% of courses of treatment with removable appliances only - proposed treatment (rolling 12 month period)	31	681	4.6%	1.6%	1.9%
% of courses of treatment with removable appliances only - completed treatment (rolling 12 month period)	24	721	3.3%	1.5%	1.4%
% of patients satisfied with the treatment they have received (rolling 12 month period)	13	13	100.0%	96.1%	95.9%

* Figures in italics indicate that the base number is less than 100.

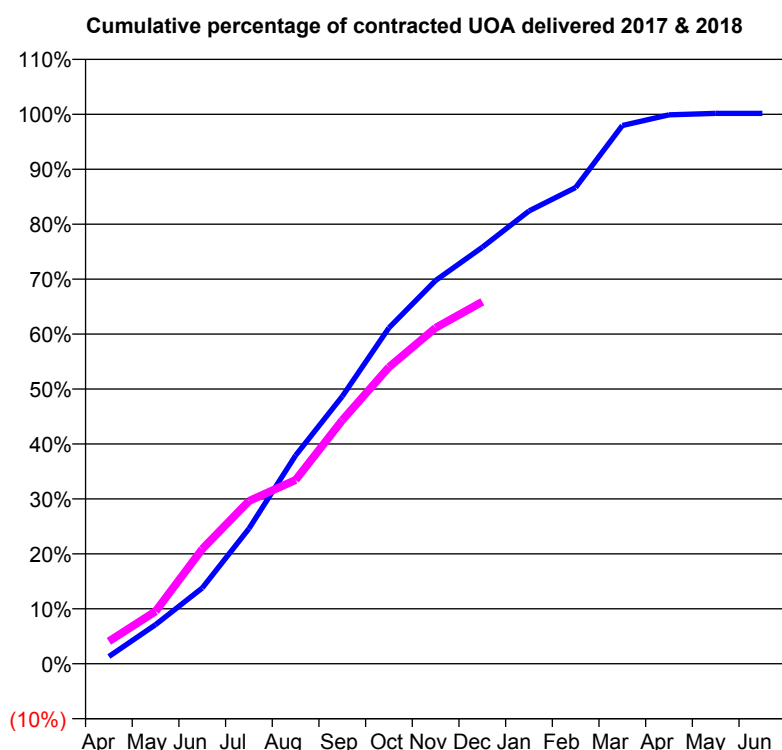
Q68 - Vital Signs Orthodontic At a Glance Contract Report for 186872/0006 - December 2017

Name or company name	ORTHOWORLD 2000 LTD
Contract type name	PDS Contract
Purpose of contract	Orthodontic
Contract start date	01/04/2006
Contract end date	31/03/2018

17/18 Contracted general activity (UDA)	0
Carry forward general activity (UDA)	0
17/18 Contracted orthodontic activity (UOA)	7,730
Carry forward orthodontic activity (UOA)	0
Baseline contract value	£504,441.90

ACCESS

	Contract	England and Wales
24 month ratio of assessments to patient IDs	1.00	1.09

ACTIVITY


Month	Adjusted Scheduled Activity (UOA)	
	2017	2018
April	103	317
May	550	739
June	1,066	1,614
July	1,902	2,290
August	2,931	2,586
September	3,762	3,427
October	4,727	4,172
November	5,392	4,727
December	5,860	5,092
January	6,370	
February	6,700	
March	7,571	
April	7,721	
May	7,742	
June	7,742	

QUALITY

	Contract Quantity	Contract Base Number	Contract *	Region	England
% of all assessments that were assess and fit appliances (rolling 12 month period)	337	431	78.2%	61.9%	58.6%
% of all assessments that were assess and refuse (rolling 12 month period)	54	431	12.5%	9.9%	11.3%
% of all assessments that were assess and review (rolling 12 month period)	40	431	9.3%	28.2%	30.0%
% of terminated courses where treatment was abandoned or discontinued (rolling 12 month period)	104	598	17.4%	7.3%	7.4%
% of completed treatments indicating that PAR score was taken (year to date)	125	192	65.1%	67.6%	64.3%
Rate of removable appliances per 100 fixed appliances - proposed treatment (rolling 12 month period)	97	658	14.74	4.62	5.53
Rate of removable appliances per 100 fixed appliances - completed treatment (rolling 12 month period)	121	791	15.30	3.88	4.60
% of courses of treatment with removable appliances only - proposed treatment (rolling 12 month period)	6	337	1.8%	1.6%	1.9%
% of courses of treatment with removable appliances only - completed treatment (rolling 12 month period)	57	494	11.5%	1.5%	1.4%
% of patients satisfied with the treatment they have received (rolling 12 month period)	18	18	100.0%	96.1%	95.9%

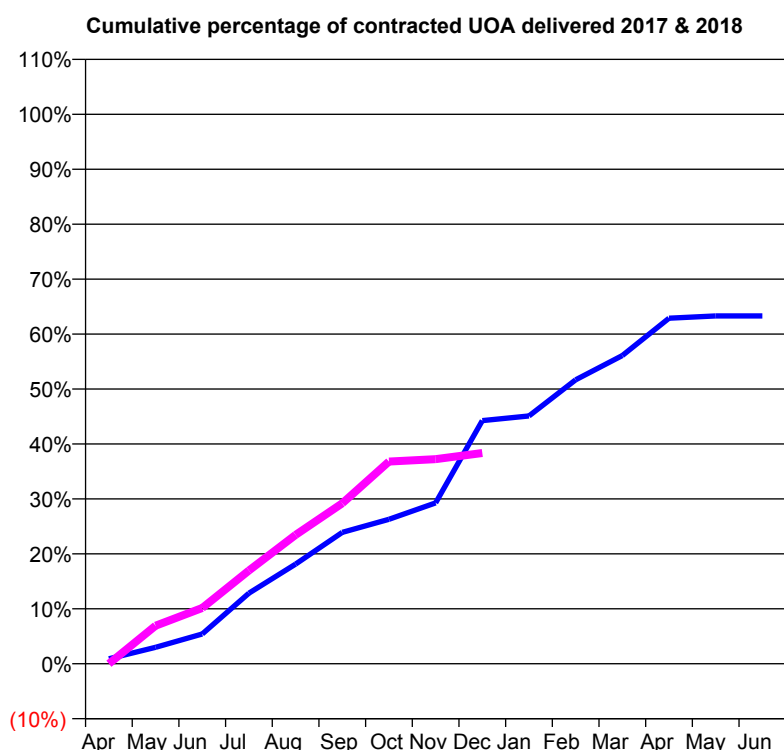
* Figures in italics indicate that the base number is less than 100.

Q68 - Vital Signs Orthodontic At a Glance Contract Report for 188751/0003 - December 2017

Name or company name	Mr P Boamah & Mr C Amin.
Contract type name	PDS Contract
Purpose of contract	Orthodontic
Contract start date	01/04/2011
Contract end date	31/03/2018

17/18 Contracted general activity (UDA)	0
Carry forward general activity (UDA)	0
17/18 Contracted orthodontic activity (UOA)	5,323
Carry forward orthodontic activity (UOA)	0
Baseline contract value	£349,069.17

ACCESS	Contract	England and Wales
24 month ratio of assessments to patient IDs	1.07	1.09

ACTIVITY


Month	Adjusted Scheduled Activity (UOA)	
	2017	2018
April	49	0
May	159	369
June	289	540
July	684	904
August	966	1,248
September	1,273	1,554
October	1,400	1,959
November	1,559	1,982
December	2,356	2,041
January	2,401	
February	2,751	
March	2,986	
April	3,348	
May	3,369	
June	3,369	

QUALITY	Contract Quantity	Contract Base Number	Contract *	Region	England
% of all assessments that were assess and fit appliances (rolling 12 month period)	149	219	68.0%	61.9%	58.6%
% of all assessments that were assess and refuse (rolling 12 month period)	13	219	5.9%	9.9%	11.3%
% of all assessments that were assess and review (rolling 12 month period)	57	219	26.0%	28.2%	30.0%
% of terminated courses where treatment was abandoned or discontinued (rolling 12 month period)	1	59	1.7%	7.3%	7.4%
% of completed treatments indicating that PAR score was taken (year to date)	1	50	2.0%	67.6%	64.3%
Rate of removable appliances per 100 fixed appliances - proposed treatment (rolling 12 month period)	1	8	12.50	4.62	5.53
Rate of removable appliances per 100 fixed appliances - completed treatment (rolling 12 month period)	4	31	12.90	3.88	4.60
% of courses of treatment with removable appliances only - proposed treatment (rolling 12 month period)	0	149	0.0%	1.6%	1.9%
% of courses of treatment with removable appliances only - completed treatment (rolling 12 month period)	1	58	1.7%	1.5%	1.4%
% of patients satisfied with the treatment they have received (rolling 12 month period)	9	10	90.0%	96.1%	95.9%

* Figures in italics indicate that the base number is less than 100.

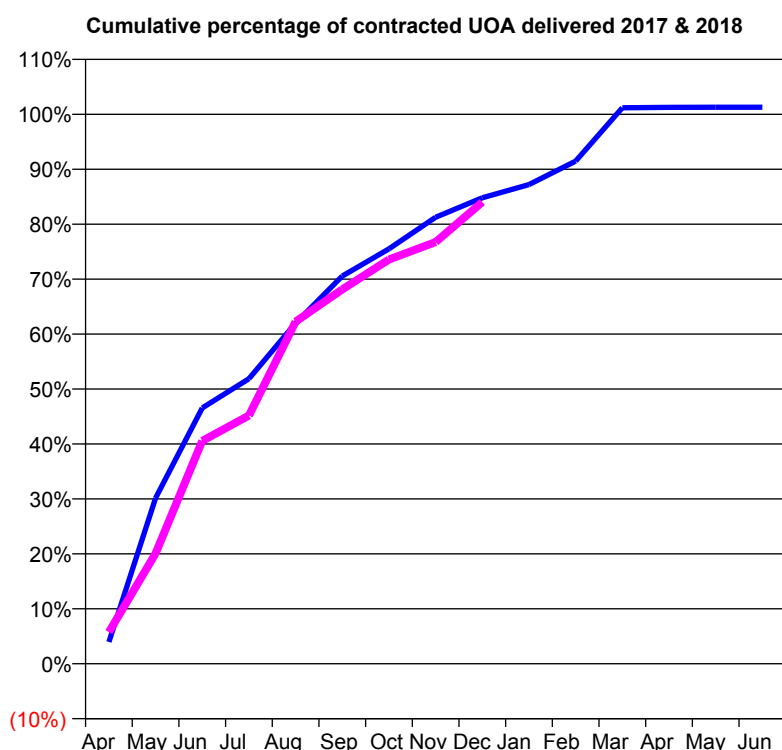
Q68 - Vital Signs Orthodontic At a Glance Contract Report for 199737/0003 - December 2017

Name or company name	Rectory House Dental Practice Ltd
Contract type name	PDS Contract
Purpose of contract	Orthodontic
Contract start date	01/04/2011
Contract end date	31/03/2018

17/18 Contracted general activity (UDA)	0
Carry forward general activity (UDA)	0
17/18 Contracted orthodontic activity (UOA)	3,735
Carry forward orthodontic activity (UOA)	0
Baseline contract value	£244,932.07

ACCESS	Contract	England and Wales
---------------	-----------------	--------------------------

24 month ratio of assessments to patient IDs	1.05	1.09
--	------	------

ACTIVITY


Month	Adjusted Scheduled Activity (UOA)	
	2017	2018
April	148	215
May	1,126	750
June	1,739	1,515
July	1,937	1,687
August	2,315	2,325
September	2,635	2,545
October	2,820	2,748
November	3,035	2,866
December	3,167	3,138
January	3,257	
February	3,417	
March	3,779	
April	3,782	
May	3,783	
June	3,783	

QUALITY	Contract Quantity	Contract Base Number	Contract *	Region	England
% of all assessments that were assess and fit appliances (rolling 12 month period)	177	303	58.4%	61.9%	58.6%
% of all assessments that were assess and refuse (rolling 12 month period)	42	303	13.9%	9.9%	11.3%
% of all assessments that were assess and review (rolling 12 month period)	84	303	27.7%	28.2%	30.0%
% of terminated courses where treatment was abandoned or discontinued (rolling 12 month period)	2	173	1.2%	7.3%	7.4%
% of completed treatments indicating that PAR score was taken (year to date)	22	136	16.2%	67.6%	64.3%
Rate of removable appliances per 100 fixed appliances - proposed treatment (rolling 12 month period)	3	48	6.25	4.62	5.53
Rate of removable appliances per 100 fixed appliances - completed treatment (rolling 12 month period)	0	50	0.00	3.88	4.60
% of courses of treatment with removable appliances only - proposed treatment (rolling 12 month period)	0	177	0.0%	1.6%	1.9%
% of courses of treatment with removable appliances only - completed treatment (rolling 12 month period)	0	171	0.0%	1.5%	1.4%
% of patients satisfied with the treatment they have received (rolling 12 month period)	7	7	100.0%	96.1%	95.9%

* Figures in italics indicate that the base number is less than 100.

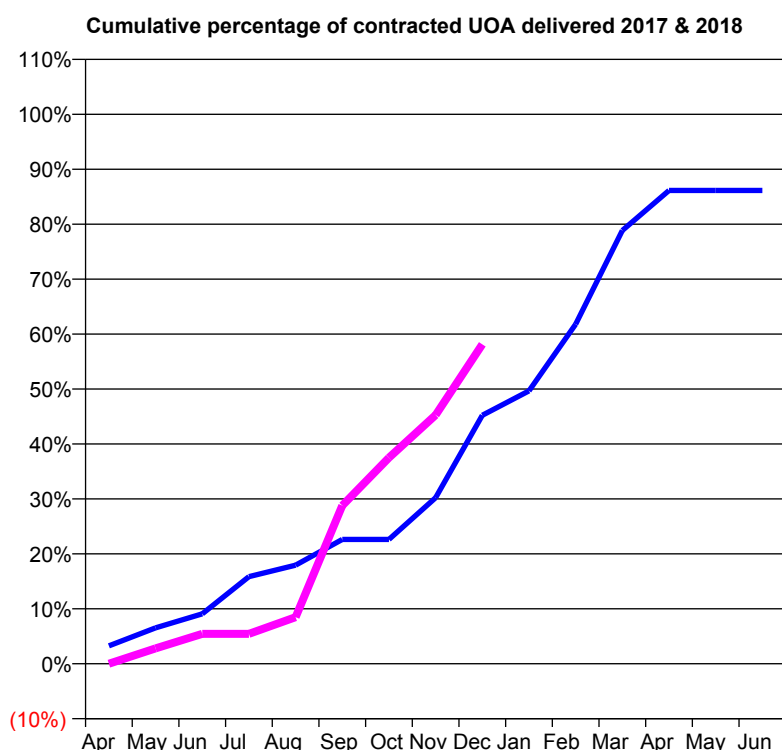
Q68 - Vital Signs Orthodontic At a Glance Contract Report for 207896/0005 - December 2017

Name or company name	DR AM MCCANCE
Contract type name	PDS Contract
Purpose of contract	Orthodontic
Contract start date	08/04/2013
Contract end date	31/03/2018

17/18 Contracted general activity (UDA)	0
Carry forward general activity (UDA)	0
17/18 Contracted orthodontic activity (UOA)	9,005
Carry forward orthodontic activity (UOA)	0
Baseline contract value	£591,101.42

ACCESS

	Contract	England and Wales
24 month ratio of assessments to patient IDs	1.00	1.09

ACTIVITY


Month	Adjusted Scheduled Activity (UOA)	
	2017	2018
April	294	0
May	588	252
June	819	491
July	1,428	491
August	1,617	764
September	2,037	2,593
October	2,037	3,378
November	2,721	4,076
December	4,073	5,234
January	4,472	
February	5,564	
March	7,101	
April	7,756	
May	7,756	
June	7,756	

QUALITY

	Contract Quantity	Contract Base Number	Contract *	Region	England
% of all assessments that were assess and fit appliances (rolling 12 month period)	429	437	98.2%	61.9%	58.6%
% of all assessments that were assess and refuse (rolling 12 month period)	1	437	0.2%	9.9%	11.3%
% of all assessments that were assess and review (rolling 12 month period)	7	437	1.6%	28.2%	30.0%
% of terminated courses where treatment was abandoned or discontinued (rolling 12 month period)	35	482	7.3%	7.3%	7.4%
% of completed treatments indicating that PAR score was taken (year to date)	206	206	100.0%	67.6%	64.3%
Rate of removable appliances per 100 fixed appliances - proposed treatment (rolling 12 month period)	26	0	N/A	4.62	5.53
Rate of removable appliances per 100 fixed appliances - completed treatment (rolling 12 month period)	0	0	N/A	3.88	4.60
% of courses of treatment with removable appliances only - proposed treatment (rolling 12 month period)	26	429	6.1%	1.6%	1.9%
% of courses of treatment with removable appliances only - completed treatment (rolling 12 month period)	0	447	0.0%	1.5%	1.4%
% of patients satisfied with the treatment they have received (rolling 12 month period)	4	4	100.0%	96.1%	95.9%

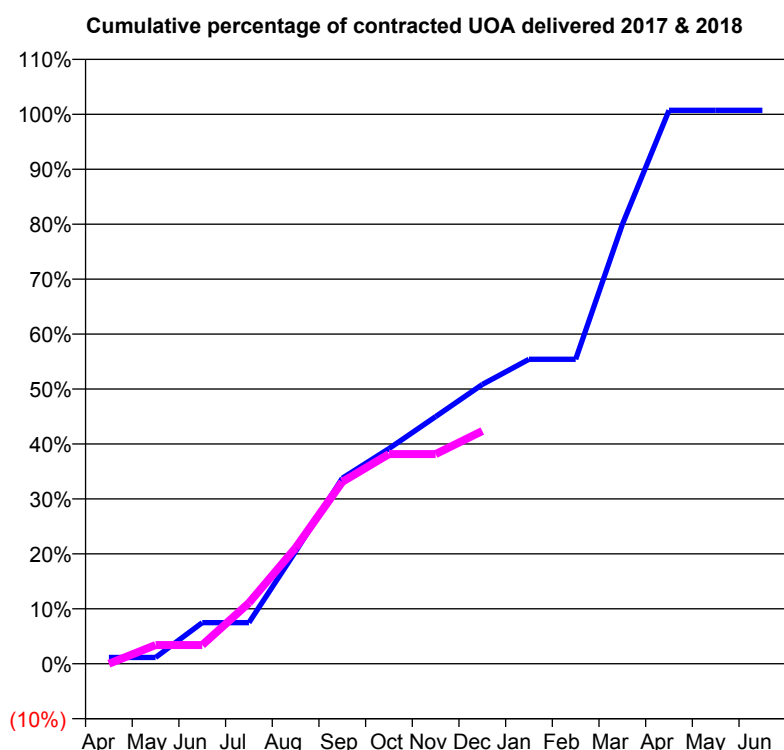
* Figures in italics indicate that the base number is less than 100.

Q68 - Vital Signs Orthodontic At a Glance Contract Report for 222127/0004 - December 2017

Name or company name	MR NP WALDRON
Contract type name	PDS Contract
Purpose of contract	Orthodontic
Contract start date	01/04/2011
Contract end date	31/03/2018

17/18 Contracted general activity (UDA)	0
Carry forward general activity (UDA)	0
17/18 Contracted orthodontic activity (UOA)	5,069
Carry forward orthodontic activity (UOA)	0
Baseline contract value	£332,412.50

ACCESS	Contract	England and Wales
24 month ratio of assessments to patient IDs	1.01	1.09

ACTIVITY


Month	Adjusted Scheduled Activity (UOA)	
	2017	2018
April	59	0
May	59	173
June	380	173
July	380	561
August	1,036	1,070
September	1,712	1,679
October	1,985	1,934
November	2,280	1,934
December	2,576	2,147
January	2,809	
February	2,809	
March	4,053	
April	5,105	
May	5,105	
June	5,105	

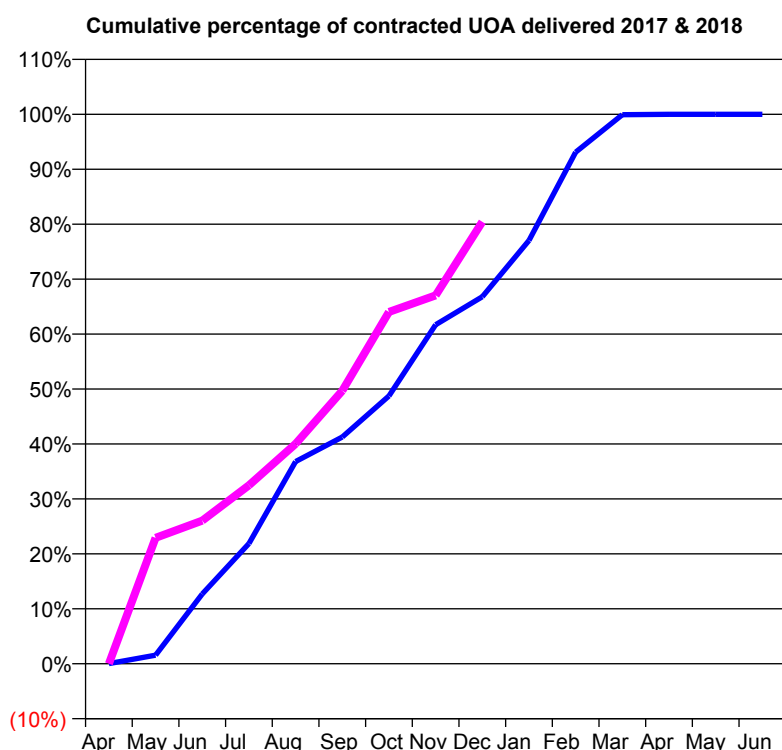
QUALITY	Contract Quantity	Contract Base Number	Contract *	Region	England
% of all assessments that were assess and fit appliances (rolling 12 month period)	222	253	87.7%	61.9%	58.6%
% of all assessments that were assess and refuse (rolling 12 month period)	16	253	6.3%	9.9%	11.3%
% of all assessments that were assess and review (rolling 12 month period)	15	253	5.9%	28.2%	30.0%
% of terminated courses where treatment was abandoned or discontinued (rolling 12 month period)	0	80	0.0%	7.3%	7.4%
% of completed treatments indicating that PAR score was taken (year to date)	46	54	85.2%	67.6%	64.3%
Rate of removable appliances per 100 fixed appliances - proposed treatment (rolling 12 month period)	10	281	3.56	4.62	5.53
Rate of removable appliances per 100 fixed appliances - completed treatment (rolling 12 month period)	0	158	0.00	3.88	4.60
% of courses of treatment with removable appliances only - proposed treatment (rolling 12 month period)	9	222	4.1%	1.6%	1.9%
% of courses of treatment with removable appliances only - completed treatment (rolling 12 month period)	0	80	0.0%	1.5%	1.4%
% of patients satisfied with the treatment they have received (rolling 12 month period)	7	8	87.5%	96.1%	95.9%

* Figures in italics indicate that the base number is less than 100.

Q68 - Vital Signs Orthodontic At a Glance Contract Report for 241296/0002 - December 2017

Name or company name	MRS SK TIBBLE	17/18 Contracted general activity (UDA)	0
Contract type name	PDS Contract	Carry forward general activity (UDA)	0
Purpose of contract	Orthodontic	17/18 Contracted orthodontic activity (UOA)	3,623
Contract start date	01/11/2007	Carry forward orthodontic activity (UOA)	0
Contract end date	31/03/2018	Baseline contract value	£250,892.44

ACCESS	Contract	England and Wales
24 month ratio of assessments to patient IDs	1.34	1.09

ACTIVITY


Month	Adjusted Scheduled Activity (UOA)	
	2017	2018
April	1	0
May	57	830
June	460	944
July	793	1,177
August	1,333	1,450
September	1,495	1,800
October	1,766	2,320
November	2,235	2,429
December	2,420	2,914
January	2,791	
February	3,373	
March	3,620	
April	3,623	
May	3,623	
June	3,623	

QUALITY

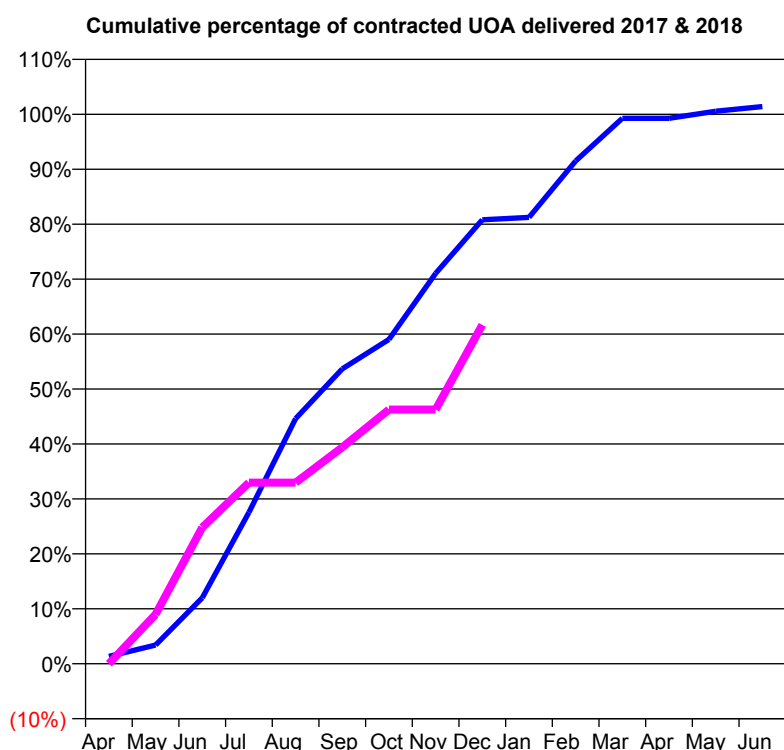
	Contract Quantity	Contract Base Number	Contract *	Region	England
% of all assessments that were assess and fit appliances (rolling 12 month period)	190	385	49.4%	61.9%	58.6%
% of all assessments that were assess and refuse (rolling 12 month period)	7	385	1.8%	9.9%	11.3%
% of all assessments that were assess and review (rolling 12 month period)	188	385	48.8%	28.2%	30.0%
% of terminated courses where treatment was abandoned or discontinued (rolling 12 month period)	4	158	2.5%	7.3%	7.4%
% of completed treatments indicating that PAR score was taken (year to date)	71	119	59.7%	67.6%	64.3%
Rate of removable appliances per 100 fixed appliances - proposed treatment (rolling 12 month period)	20	370	5.41	4.62	5.53
Rate of removable appliances per 100 fixed appliances - completed treatment (rolling 12 month period)	27	279	9.68	3.88	4.60
% of courses of treatment with removable appliances only - proposed treatment (rolling 12 month period)	4	190	2.1%	1.6%	1.9%
% of courses of treatment with removable appliances only - completed treatment (rolling 12 month period)	7	154	4.5%	1.5%	1.4%
% of patients satisfied with the treatment they have received (rolling 12 month period)	5	5	100.0%	96.1%	95.9%

* Figures in italics indicate that the base number is less than 100.

Q68 - Vital Signs Orthodontic At a Glance Contract Report for 263273/0001 - December 2017

Name or company name	MR AT SMITH	17/18 Contracted general activity (UDA)	0
Contract type name	PDS Contract	Carry forward general activity (UDA)	0
Purpose of contract	Orthodontic	17/18 Contracted orthodontic activity (UOA)	4,912
Contract start date	01/04/2011	Carry forward orthodontic activity (UOA)	0
Contract end date	31/03/2018	Baseline contract value	£316,609.78

ACCESS	Contract	England and Wales
24 month ratio of assessments to patient IDs	1.06	1.09

ACTIVITY


Month	Adjusted Scheduled Activity (UOA)	
	2017	2018
April	66	0
May	168	442
June	590	1,219
July	1,354	1,619
August	2,191	1,619
September	2,636	1,935
October	2,899	2,273
November	3,489	2,273
December	3,969	3,030
January	3,990	
February	4,494	
March	4,876	
April	4,876	
May	4,939	
June	4,981	

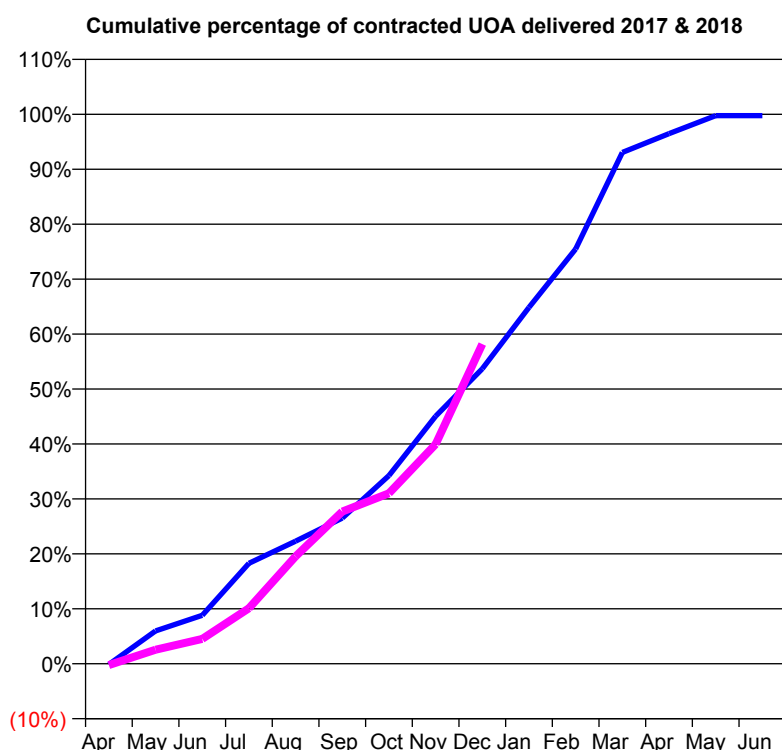
QUALITY	Contract Quantity	Contract Base Number	Contract *	Region	England
% of all assessments that were assess and fit appliances (rolling 12 month period)	198	204	97.1%	61.9%	58.6%
% of all assessments that were assess and refuse (rolling 12 month period)	5	204	2.5%	9.9%	11.3%
% of all assessments that were assess and review (rolling 12 month period)	1	204	0.5%	28.2%	30.0%
% of terminated courses where treatment was abandoned or discontinued (rolling 12 month period)	16	198	8.1%	7.3%	7.4%
% of completed treatments indicating that PAR score was taken (year to date)	121	129	93.8%	67.6%	64.3%
Rate of removable appliances per 100 fixed appliances - proposed treatment (rolling 12 month period)	11	390	2.82	4.62	5.53
Rate of removable appliances per 100 fixed appliances - completed treatment (rolling 12 month period)	10	347	2.88	3.88	4.60
% of courses of treatment with removable appliances only - proposed treatment (rolling 12 month period)	2	198	1.0%	1.6%	1.9%
% of courses of treatment with removable appliances only - completed treatment (rolling 12 month period)	5	182	2.7%	1.5%	1.4%
% of patients satisfied with the treatment they have received (rolling 12 month period)	4	5	80.0%	96.1%	95.9%

* Figures in italics indicate that the base number is less than 100.

Q68 - Vital Signs Orthodontic At a Glance Contract Report for 310328/0002 - December 2017

Name or company name	MR JY LIU	17/18 Contracted general activity (UDA)	0
Contract type name	PDS Contract	Carry forward general activity (UDA)	0
Purpose of contract	Orthodontic	17/18 Contracted orthodontic activity (UOA)	3,206
Contract start date	01/04/2011	Carry forward orthodontic activity (UOA)	8
Contract end date	31/03/2018	Baseline contract value	£210,241.55

ACCESS	Contract	England and Wales
24 month ratio of assessments to patient IDs	1.05	1.09

ACTIVITY


Month	Adjusted Scheduled Activity (UOA)	
	2017	2018
April	-4	-8
May	192	82
June	283	145
July	586	324
August	715	627
September	850	888
October	1,098	995
November	1,444	1,281
December	1,721	1,865
January	2,079	
February	2,420	
March	2,983	
April	3,093	
May	3,198	
June	3,198	

QUALITY	Contract Quantity	Contract Base Number	Contract *	Region	England
% of all assessments that were assess and fit appliances (rolling 12 month period)	163	230	70.9%	61.9%	58.6%
% of all assessments that were assess and refuse (rolling 12 month period)	6	230	2.6%	9.9%	11.3%
% of all assessments that were assess and review (rolling 12 month period)	61	230	26.5%	28.2%	30.0%
% of terminated courses where treatment was abandoned or discontinued (rolling 12 month period)	14	125	11.2%	7.3%	7.4%
% of completed treatments indicating that PAR score was taken (year to date)	78	80	97.5%	67.6%	64.3%
Rate of removable appliances per 100 fixed appliances - proposed treatment (rolling 12 month period)	39	312	12.50	4.62	5.53
Rate of removable appliances per 100 fixed appliances - completed treatment (rolling 12 month period)	36	211	17.06	3.88	4.60
% of courses of treatment with removable appliances only - proposed treatment (rolling 12 month period)	4	163	2.5%	1.6%	1.9%
% of courses of treatment with removable appliances only - completed treatment (rolling 12 month period)	5	111	4.5%	1.5%	1.4%
% of patients satisfied with the treatment they have received (rolling 12 month period)	9	11	81.8%	96.1%	95.9%

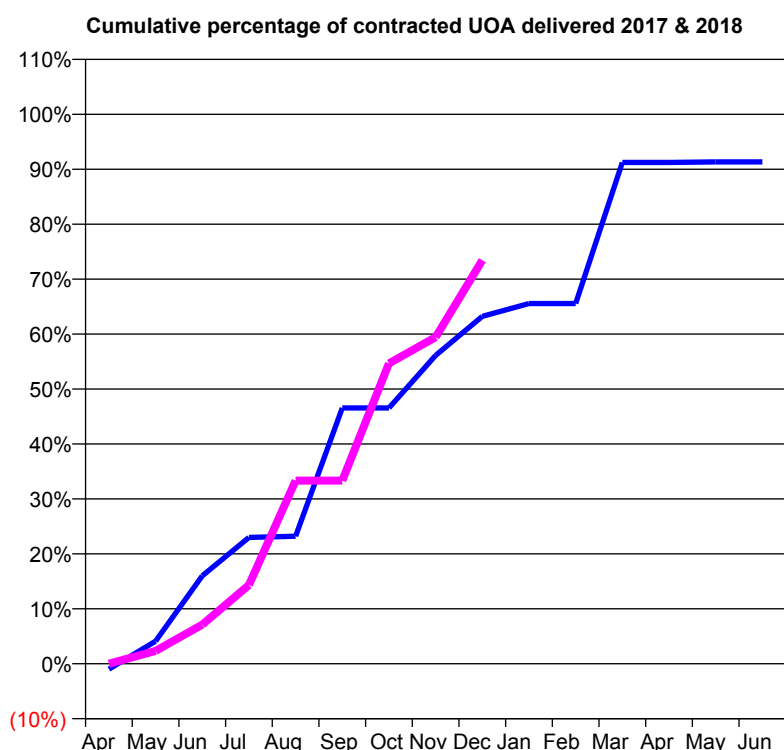
* Figures in italics indicate that the base number is less than 100.

Q68 - Vital Signs Orthodontic At a Glance Contract Report for 320684/0002 - December 2017

Name or company name	MRS CJ PRITCHARD
Contract type name	PDS Contract
Purpose of contract	Orthodontic
Contract start date	01/04/2011
Contract end date	31/03/2018

17/18 Contracted general activity (UDA)	0
Carry forward general activity (UDA)	0
17/18 Contracted orthodontic activity (UOA)	900
Carry forward orthodontic activity (UOA)	0
Baseline contract value	£59,019.77

ACCESS	Contract	England and Wales
24 month ratio of assessments to patient IDs	1.11	1.09

ACTIVITY


Month	Adjusted Scheduled Activity (UOA)	
	2017	2018
April	-9	0
May	37	21
June	144	64
July	207	129
August	209	300
September	419	300
October	419	492
November	505	535
December	569	661
January	590	-
February	590	-
March	821	-
April	821	-
May	822	-
June	822	-

QUALITY	Contract Quantity	Contract Base Number	Contract *	Region	England
% of all assessments that were assess and fit appliances (rolling 12 month period)	47	58	81.0%	61.9%	58.6%
% of all assessments that were assess and refuse (rolling 12 month period)	6	58	10.3%	9.9%	11.3%
% of all assessments that were assess and review (rolling 12 month period)	5	58	8.6%	28.2%	30.0%
% of terminated courses where treatment was abandoned or discontinued (rolling 12 month period)	4	40	10.0%	7.3%	7.4%
% of completed treatments indicating that PAR score was taken (year to date)	28	28	100.0%	67.6%	64.3%
Rate of removable appliances per 100 fixed appliances - proposed treatment (rolling 12 month period)	5	89	5.62	4.62	5.53
Rate of removable appliances per 100 fixed appliances - completed treatment (rolling 12 month period)	0	0	N/A	3.88	4.60
% of courses of treatment with removable appliances only - proposed treatment (rolling 12 month period)	1	47	2.1%	1.6%	1.9%
% of courses of treatment with removable appliances only - completed treatment (rolling 12 month period)	0	36	0.0%	1.5%	1.4%
% of patients satisfied with the treatment they have received (rolling 12 month period)	1	1	100.0%	96.1%	95.9%

* Figures in italics indicate that the base number is less than 100.

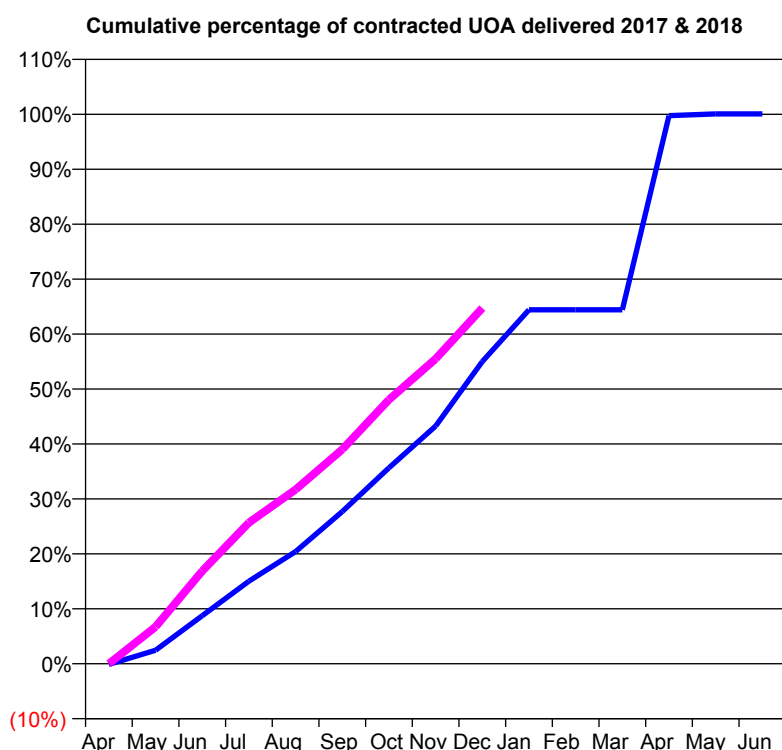
Q68 - Vital Signs Orthodontic At a Glance Contract Report for 331465/0002 - December 2017

Name or company name	MISS SK TOPPING
Contract type name	PDS Contract
Purpose of contract	Orthodontic
Contract start date	01/04/2011
Contract end date	31/03/2018

17/18 Contracted general activity (UDA)	0
Carry forward general activity (UDA)	0
17/18 Contracted orthodontic activity (UOA)	6,474
Carry forward orthodontic activity (UOA)	0
Baseline contract value	£424,548.91

ACCESS

	Contract	England and Wales
24 month ratio of assessments to patient IDs	1.05	1.09

ACTIVITY


Month	Adjusted Scheduled Activity (UOA)	
	2017	2018
April	-8	0
May	160	436
June	567	1,093
July	974	1,663
August	1,322	2,052
September	1,793	2,526
October	2,308	3,111
November	2,800	3,592
December	3,560	4,191
January	4,171	
February	4,171	
March	4,171	
April	6,457	
May	6,478	
June	6,478	

QUALITY

	Contract Quantity	Contract Base Number	Contract *	Region	England
% of all assessments that were assess and fit appliances (rolling 12 month period)	344	539	63.8%	61.9%	58.6%
% of all assessments that were assess and refuse (rolling 12 month period)	53	539	9.8%	9.9%	11.3%
% of all assessments that were assess and review (rolling 12 month period)	142	539	26.3%	28.2%	30.0%
% of terminated courses where treatment was abandoned or discontinued (rolling 12 month period)	8	299	2.7%	7.3%	7.4%
% of completed treatments indicating that PAR score was taken (year to date)	250	272	91.9%	67.6%	64.3%
Rate of removable appliances per 100 fixed appliances - proposed treatment (rolling 12 month period)	35	614	5.70	4.62	5.53
Rate of removable appliances per 100 fixed appliances - completed treatment (rolling 12 month period)	49	502	9.76	3.88	4.60
% of courses of treatment with removable appliances only - proposed treatment (rolling 12 month period)	22	344	6.4%	1.6%	1.9%
% of courses of treatment with removable appliances only - completed treatment (rolling 12 month period)	23	291	7.9%	1.5%	1.4%
% of patients satisfied with the treatment they have received (rolling 12 month period)	11	12	91.7%	96.1%	95.9%

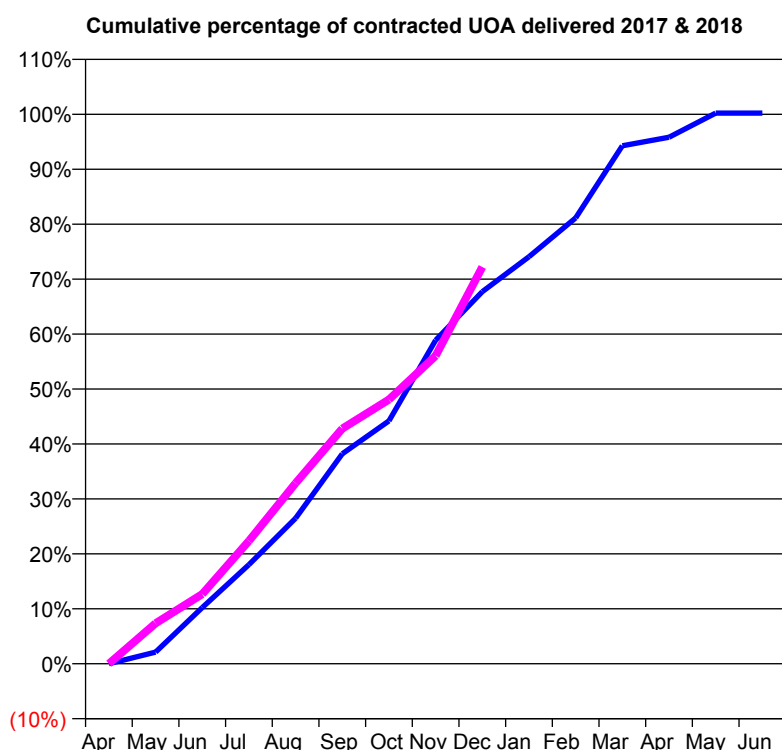
* Figures in italics indicate that the base number is less than 100.

Q68 - Vital Signs Orthodontic At a Glance Contract Report for 635677/0001 - December 2017

Name or company name	MISS JM EDWARDS
Contract type name	PDS Contract
Purpose of contract	Orthodontic
Contract start date	01/04/2006
Contract end date	31/03/2018

17/18 Contracted general activity (UDA)	0
Carry forward general activity (UDA)	0
17/18 Contracted orthodontic activity (UOA)	2,500
Carry forward orthodontic activity (UOA)	0
Baseline contract value	£165,998.94

ACCESS	Contract	England and Wales
24 month ratio of assessments to patient IDs	1.04	1.09

ACTIVITY


Month	Adjusted Scheduled Activity (UOA)	
	2017	2018
April	0	0
May	53	184
June	256	317
July	451	559
August	662	822
September	955	1,070
October	1,105	1,202
November	1,472	1,401
December	1,693	1,805
January	1,852	
February	2,029	
March	2,357	
April	2,396	
May	2,505	
June	2,505	

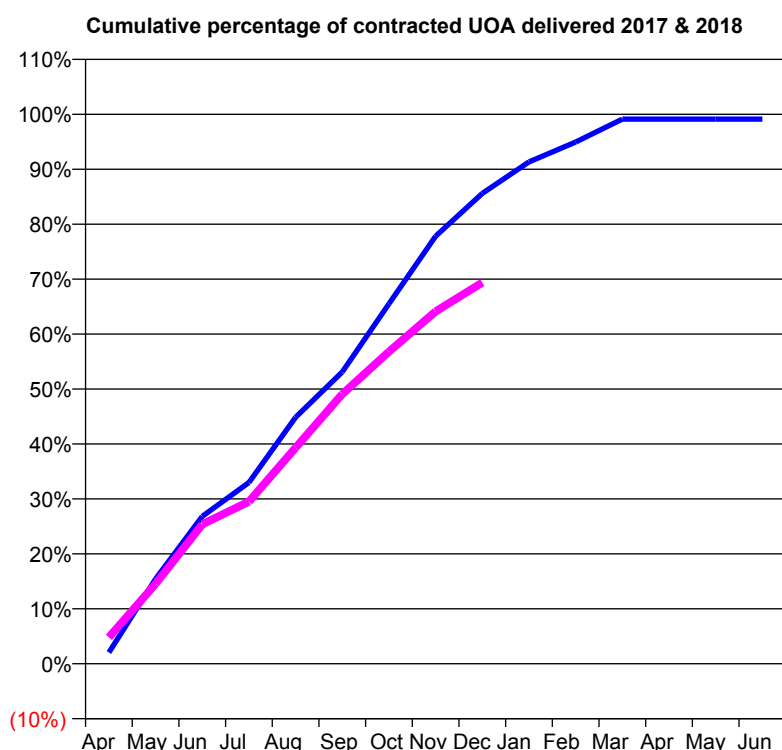
QUALITY	Contract Quantity	Contract Base Number	Contract *	Region	England
% of all assessments that were assess and fit appliances (rolling 12 month period)	121	252	48.0%	61.9%	58.6%
% of all assessments that were assess and refuse (rolling 12 month period)	23	252	9.1%	9.9%	11.3%
% of all assessments that were assess and review (rolling 12 month period)	108	252	42.9%	28.2%	30.0%
% of terminated courses where treatment was abandoned or discontinued (rolling 12 month period)	1	121	0.8%	7.3%	7.4%
% of completed treatments indicating that PAR score was taken (year to date)	7	93	7.5%	67.6%	64.3%
Rate of removable appliances per 100 fixed appliances - proposed treatment (rolling 12 month period)	4	1	<i>400.00</i>	4.62	5.53
Rate of removable appliances per 100 fixed appliances - completed treatment (rolling 12 month period)	13	192	6.77	3.88	4.60
% of courses of treatment with removable appliances only - proposed treatment (rolling 12 month period)	4	121	3.3%	1.6%	1.9%
% of courses of treatment with removable appliances only - completed treatment (rolling 12 month period)	8	120	6.7%	1.5%	1.4%
% of patients satisfied with the treatment they have received (rolling 12 month period)	2	2	100.0%	96.1%	95.9%

* Figures in italics indicate that the base number is less than 100.

Q68 - Vital Signs Orthodontic At a Glance Contract Report for 656968/0002 - December 2017

Name or company name	MRS VJ DIXON	17/18 Contracted general activity (UDA)	0
Contract type name	PDS Contract	Carry forward general activity (UDA)	0
Purpose of contract	Orthodontic	17/18 Contracted orthodontic activity (UOA)	4,097
Contract start date	01/04/2006	Carry forward orthodontic activity (UOA)	36
Contract end date	31/03/2018	Baseline contract value	£276,589.13

ACCESS	Contract	England and Wales
24 month ratio of assessments to patient IDs	1.02	1.09

ACTIVITY


Month	Adjusted Scheduled Activity (UOA)	
	2017	2018
April	84	197
May	633	596
June	1,099	1,039
July	1,352	1,209
August	1,837	1,612
September	2,176	2,011
October	2,684	2,327
November	3,188	2,627
December	3,507	2,842
January	3,742	
February	3,890	
March	4,061	
April	4,061	
May	4,061	
June	4,061	

QUALITY	Contract Quantity	Contract Base Number	Contract *	Region	England
% of all assessments that were assess and fit appliances (rolling 12 month period)	168	185	90.8%	61.9%	58.6%
% of all assessments that were assess and refuse (rolling 12 month period)	4	185	2.2%	9.9%	11.3%
% of all assessments that were assess and review (rolling 12 month period)	13	185	7.0%	28.2%	30.0%
% of terminated courses where treatment was abandoned or discontinued (rolling 12 month period)	12	208	5.8%	7.3%	7.4%
% of completed treatments indicating that PAR score was taken (year to date)	148	155	95.5%	67.6%	64.3%
Rate of removable appliances per 100 fixed appliances - proposed treatment (rolling 12 month period)	19	333	5.71	4.62	5.53
Rate of removable appliances per 100 fixed appliances - completed treatment (rolling 12 month period)	28	357	7.84	3.88	4.60
% of courses of treatment with removable appliances only - proposed treatment (rolling 12 month period)	1	168	0.6%	1.6%	1.9%
% of courses of treatment with removable appliances only - completed treatment (rolling 12 month period)	11	196	5.6%	1.5%	1.4%
% of patients satisfied with the treatment they have received (rolling 12 month period)	8	8	100.0%	96.1%	95.9%

* Figures in italics indicate that the base number is less than 100.

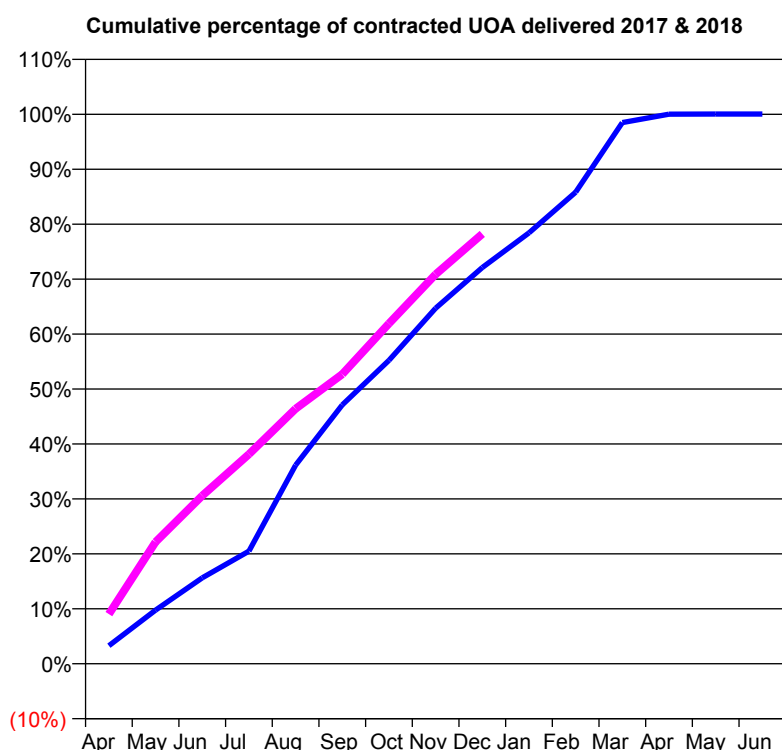
Q68 - Vital Signs Orthodontic At a Glance Contract Report for 677256/0001 - December 2017

Name or company name	MR GT WYNNE-HUGHES
Contract type name	PDS Contract
Purpose of contract	Orthodontic
Contract start date	01/04/2006
Contract end date	31/03/2026

17/18 Contracted general activity (UDA)	0
Carry forward general activity (UDA)	0
17/18 Contracted orthodontic activity (UOA)	13,141
Carry forward orthodontic activity (UOA)	0
Baseline contract value	£876,512.09

ACCESS

	Contract	England and Wales
24 month ratio of assessments to patient IDs	1.15	1.09

ACTIVITY


Month	Adjusted Scheduled Activity (UOA)	
	2017	2018
April	433	1,188
May	1,282	2,912
June	2,055	4,019
July	2,692	5,012
August	4,750	6,098
September	6,192	6,926
October	7,257	8,137
November	8,503	9,312
December	9,476	10,281
January	10,304	
February	11,277	
March	12,942	
April	13,143	
May	13,145	
June	13,145	

QUALITY

	Contract Quantity	Contract Base Number	Contract *	Region	England
% of all assessments that were assess and fit appliances (rolling 12 month period)	654	1,246	52.5%	61.9%	58.6%
% of all assessments that were assess and refuse (rolling 12 month period)	94	1,246	7.5%	9.9%	11.3%
% of all assessments that were assess and review (rolling 12 month period)	498	1,246	40.0%	28.2%	30.0%
% of terminated courses where treatment was abandoned or discontinued (rolling 12 month period)	20	595	3.4%	7.3%	7.4%
% of completed treatments indicating that PAR score was taken (year to date)	416	431	96.5%	67.6%	64.3%
Rate of removable appliances per 100 fixed appliances - proposed treatment (rolling 12 month period)	24	1,251	1.92	4.62	5.53
Rate of removable appliances per 100 fixed appliances - completed treatment (rolling 12 month period)	21	1,113	1.89	3.88	4.60
% of courses of treatment with removable appliances only - proposed treatment (rolling 12 month period)	19	654	2.9%	1.6%	1.9%
% of courses of treatment with removable appliances only - completed treatment (rolling 12 month period)	10	575	1.7%	1.5%	1.4%
% of patients satisfied with the treatment they have received (rolling 12 month period)	19	19	100.0%	96.1%	95.9%

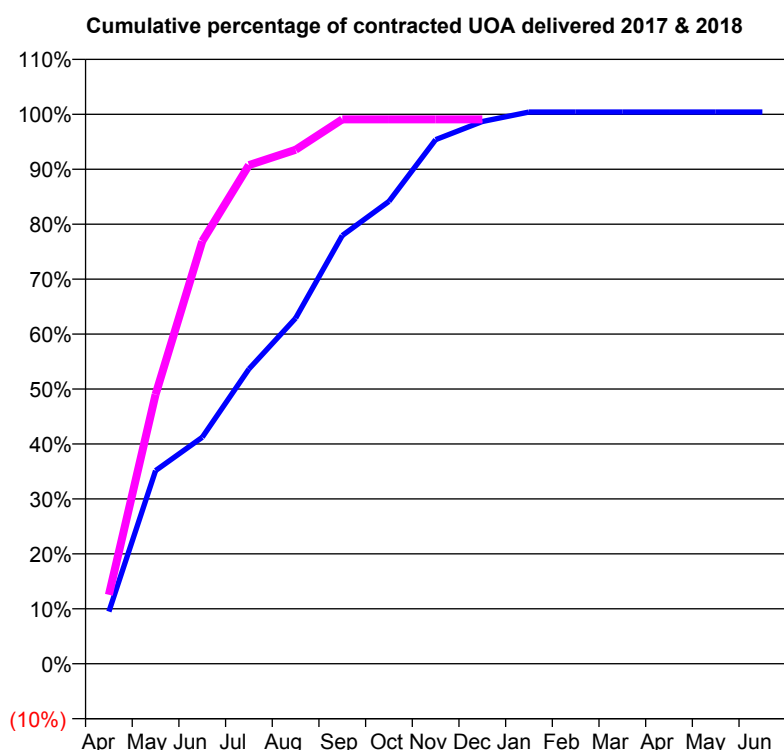
* Figures in italics indicate that the base number is less than 100.

Q68 - Vital Signs Orthodontic At a Glance Contract Report for 729175/0002 - December 2017

Name or company name	MR LD MURRAY
Contract type name	PDS Contract
Purpose of contract	Orthodontic
Contract start date	01/04/2006
Contract end date	31/03/2018

17/18 Contracted general activity (UDA)	0
Carry forward general activity (UDA)	0
17/18 Contracted orthodontic activity (UOA)	757
Carry forward orthodontic activity (UOA)	0
Baseline contract value	£49,734.13

ACCESS	Contract	England and Wales
24 month ratio of assessments to patient IDs	1.14	1.09

ACTIVITY


Month	Adjusted Scheduled Activity (UOA)	
	2017	2018
April	72	95
May	266	371
June	312	582
July	406	687
August	476	708
September	590	750
October	637	750
November	722	750
December	747	750
January	760	
February	760	
March	760	
April	760	
May	760	
June	760	

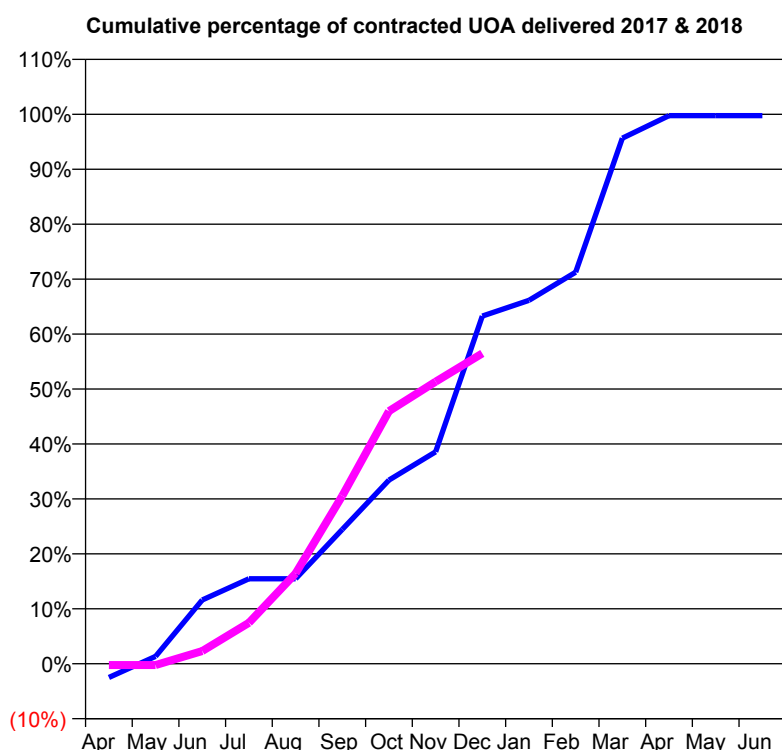
QUALITY	Contract Quantity	Contract Base Number	Contract *	Region	England
% of all assessments that were assess and fit appliances (rolling 12 month period)	35	63	55.6%	61.9%	58.6%
% of all assessments that were assess and refuse (rolling 12 month period)	14	63	22.2%	9.9%	11.3%
% of all assessments that were assess and review (rolling 12 month period)	14	63	22.2%	28.2%	30.0%
% of terminated courses where treatment was abandoned or discontinued (rolling 12 month period)	12	46	26.1%	7.3%	7.4%
% of completed treatments indicating that PAR score was taken (year to date)	19	20	95.0%	67.6%	64.3%
Rate of removable appliances per 100 fixed appliances - proposed treatment (rolling 12 month period)	5	60	8.33	4.62	5.53
Rate of removable appliances per 100 fixed appliances - completed treatment (rolling 12 month period)	2	39	5.13	3.88	4.60
% of courses of treatment with removable appliances only - proposed treatment (rolling 12 month period)	0	35	0.0%	1.6%	1.9%
% of courses of treatment with removable appliances only - completed treatment (rolling 12 month period)	1	34	2.9%	1.5%	1.4%
% of patients satisfied with the treatment they have received (rolling 12 month period)	1	1	100.0%	96.1%	95.9%

* Figures in italics indicate that the base number is less than 100.

Q68 - Vital Signs Orthodontic At a Glance Contract Report for 729809/0003 - December 2017

Name or company name	MR MR SWAN	17/18 Contracted general activity (UDA)	0
Contract type name	PDS Contract	Carry forward general activity (UDA)	0
Purpose of contract	Orthodontic	17/18 Contracted orthodontic activity (UOA)	1,636
Contract start date	01/04/2011	Carry forward orthodontic activity (UOA)	4
Contract end date	31/03/2018	Baseline contract value	£103,151.49

ACCESS	Contract	England and Wales
24 month ratio of assessments to patient IDs	1.01	1.09

ACTIVITY


Month	Adjusted Scheduled Activity (UOA)	
	2017	2018
April	-41	-4
May	22	-4
June	190	38
July	253	122
August	253	269
September	400	500
October	547	752
November	631	840
December	1,035	924
January	1,082	
February	1,166	
March	1,565	
April	1,632	
May	1,632	
June	1,632	

QUALITY	Contract Quantity	Contract Base Number	Contract *	Region	England
% of all assessments that were assess and fit appliances (rolling 12 month period)	75	76	98.7%	61.9%	58.6%
% of all assessments that were assess and refuse (rolling 12 month period)	0	76	0.0%	9.9%	11.3%
% of all assessments that were assess and review (rolling 12 month period)	1	76	1.3%	28.2%	30.0%
% of terminated courses where treatment was abandoned or discontinued (rolling 12 month period)	0	18	0.0%	7.3%	7.4%
% of completed treatments indicating that PAR score was taken (year to date)	0	18	0.0%	67.6%	64.3%
Rate of removable appliances per 100 fixed appliances - proposed treatment (rolling 12 month period)	2	58	3.45	4.62	5.53
Rate of removable appliances per 100 fixed appliances - completed treatment (rolling 12 month period)	2	12	16.67	3.88	4.60
% of courses of treatment with removable appliances only - proposed treatment (rolling 12 month period)	2	75	2.7%	1.6%	1.9%
% of courses of treatment with removable appliances only - completed treatment (rolling 12 month period)	2	18	11.1%	1.5%	1.4%
% of patients satisfied with the treatment they have received (rolling 12 month period)	5	6	83.3%	96.1%	95.9%

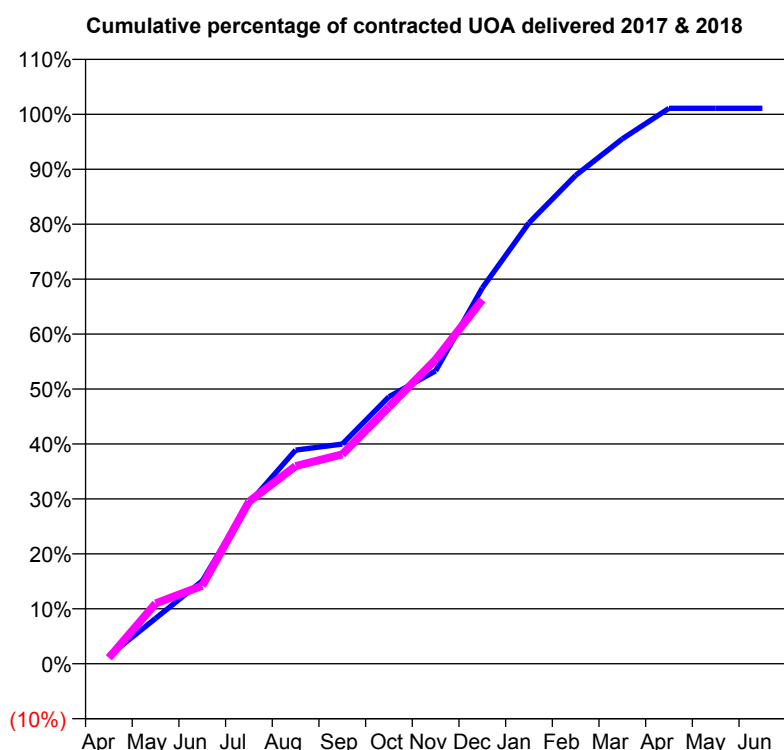
* Figures in italics indicate that the base number is less than 100.

Q68 - Vital Signs Orthodontic At a Glance Contract Report for 742856/0001 - December 2017

Name or company name	MRS MA YATES
Contract type name	PDS Contract
Purpose of contract	Orthodontic
Contract start date	01/04/2006
Contract end date	31/03/2018

17/18 Contracted general activity (UDA)	0
Carry forward general activity (UDA)	0
17/18 Contracted orthodontic activity (UOA)	1,949
Carry forward orthodontic activity (UOA)	0
Baseline contract value	£130,760.32

ACCESS	Contract	England and Wales
24 month ratio of assessments to patient IDs	1.06	1.09

ACTIVITY


Month	Adjusted Scheduled Activity (UOA)	
	2017	2018
April	28	21
May	161	214
June	294	277
July	569	575
August	758	701
September	779	743
October	947	911
November	1,039	1,079
December	1,333	1,291
January	1,564	
February	1,732	
March	1,862	
April	1,970	
May	1,970	
June	1,970	

QUALITY	Contract Quantity	Contract Base Number	Contract *	Region	England
% of all assessments that were assess and fit appliances (rolling 12 month period)	94	99	94.9%	61.9%	58.6%
% of all assessments that were assess and refuse (rolling 12 month period)	4	99	4.0%	9.9%	11.3%
% of all assessments that were assess and review (rolling 12 month period)	1	99	1.0%	28.2%	30.0%
% of terminated courses where treatment was abandoned or discontinued (rolling 12 month period)	0	74	0.0%	7.3%	7.4%
% of completed treatments indicating that PAR score was taken (year to date)	13	55	23.6%	67.6%	64.3%
Rate of removable appliances per 100 fixed appliances - proposed treatment (rolling 12 month period)	5	167	2.99	4.62	5.53
Rate of removable appliances per 100 fixed appliances - completed treatment (rolling 12 month period)	6	134	4.48	3.88	4.60
% of courses of treatment with removable appliances only - proposed treatment (rolling 12 month period)	3	94	3.2%	1.6%	1.9%
% of courses of treatment with removable appliances only - completed treatment (rolling 12 month period)	3	74	4.1%	1.5%	1.4%
% of patients satisfied with the treatment they have received (rolling 12 month period)	7	7	100.0%	96.1%	95.9%

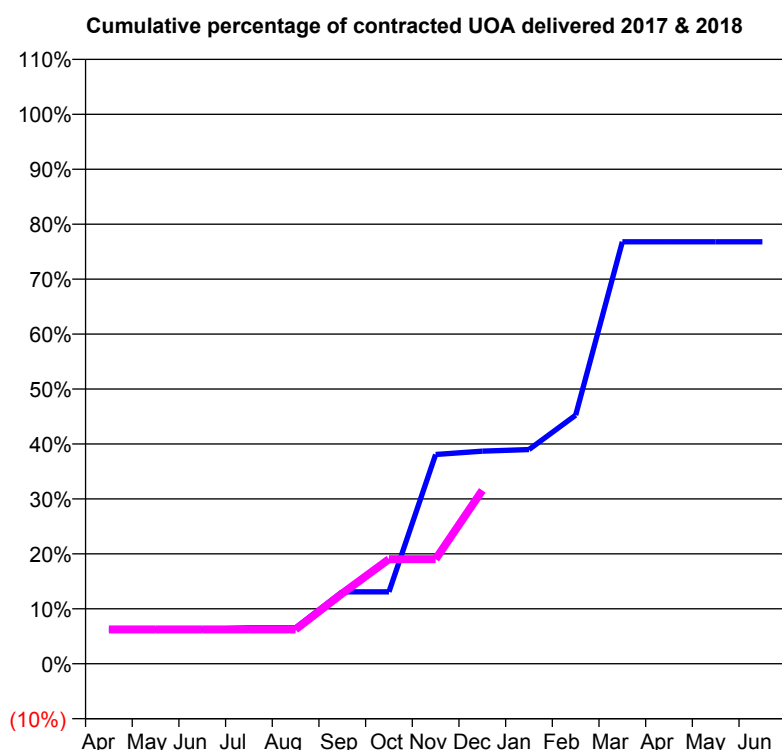
* Figures in italics indicate that the base number is less than 100.

Q68 - Vital Signs Orthodontic At a Glance Contract Report for 748943/0001 - December 2017

Name or company name	MR JD BRODERICK
Contract type name	GDS Contract
Purpose of contract	General and Orthodontic
Contract start date	01/04/2006
Contract end date	

17/18 Contracted general activity (UDA)	9,070
Carry forward general activity (UDA)	109
17/18 Contracted orthodontic activity (UOA)	336
Carry forward orthodontic activity (UOA)	0
Baseline contract value	£232,495.12

ACCESS	Contract	England and Wales
24 month ratio of assessments to patient IDs	1.00	1.09

ACTIVITY


Month	Adjusted Scheduled Activity (UOA)	
	2017	2018
April	21	21
May	21	21
June	21	21
July	22	21
August	22	21
September	44	43
October	44	64
November	128	64
December	130	106
January	131	
February	152	
March	258	
April	258	
May	258	
June	258	

QUALITY	Contract Quantity	Contract Base Number	Contract *	Region	England
% of all assessments that were assess and fit appliances (rolling 12 month period)	11	14	78.6%	61.9%	58.6%
% of all assessments that were assess and refuse (rolling 12 month period)	0	14	0.0%	9.9%	11.3%
% of all assessments that were assess and review (rolling 12 month period)	3	14	21.4%	28.2%	30.0%
% of terminated courses where treatment was abandoned or discontinued (rolling 12 month period)	3	9	33.3%	7.3%	7.4%
% of completed treatments indicating that PAR score was taken (year to date)	4	4	100.0%	67.6%	64.3%
Rate of removable appliances per 100 fixed appliances - proposed treatment (rolling 12 month period)	0	16	0.00	4.62	5.53
Rate of removable appliances per 100 fixed appliances - completed treatment (rolling 12 month period)	0	9	0.00	3.88	4.60
% of courses of treatment with removable appliances only - proposed treatment (rolling 12 month period)	0	11	0.0%	1.6%	1.9%
% of courses of treatment with removable appliances only - completed treatment (rolling 12 month period)	0	6	0.0%	1.5%	1.4%
% of patients satisfied with the treatment they have received (rolling 12 month period)	2	2	100.0%	96.1%	95.9%

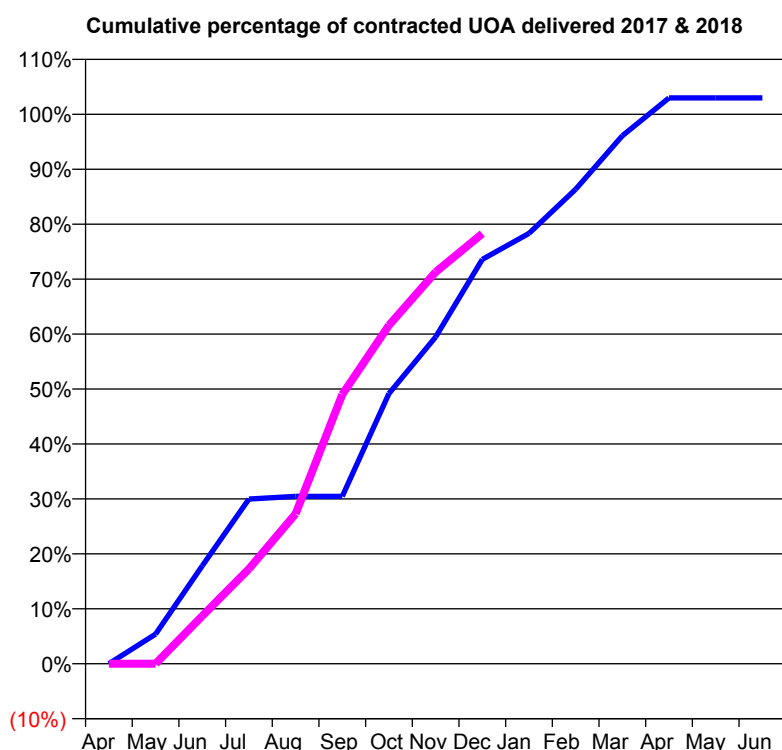
* Figures in italics indicate that the base number is less than 100.

Q68 - Vital Signs Orthodontic At a Glance Contract Report for 753653/0001 - December 2017

Name or company name	MISS R GUPTA
Contract type name	PDS Contract
Purpose of contract	Orthodontic
Contract start date	01/04/2006
Contract end date	31/03/2018

17/18 Contracted general activity (UDA)	0
Carry forward general activity (UDA)	0
17/18 Contracted orthodontic activity (UOA)	1,818
Carry forward orthodontic activity (UOA)	0
Baseline contract value	£119,240.51

ACCESS	Contract	England and Wales
24 month ratio of assessments to patient IDs	1.03	1.09

ACTIVITY


Month	Adjusted Scheduled Activity (UOA)	
	2017	2018
April	0	0
May	98	0
June	324	158
July	545	314
August	554	496
September	554	891
October	894	1,120
November	1,081	1,296
December	1,338	1,423
January	1,424	
February	1,570	
March	1,747	
April	1,872	
May	1,872	
June	1,872	

QUALITY	Contract Quantity	Contract Base Number	Contract *	Region	England
% of all assessments that were assess and fit appliances (rolling 12 month period)	89	230	38.7%	61.9%	58.6%
% of all assessments that were assess and refuse (rolling 12 month period)	44	230	19.1%	9.9%	11.3%
% of all assessments that were assess and review (rolling 12 month period)	97	230	42.2%	28.2%	30.0%
% of terminated courses where treatment was abandoned or discontinued (rolling 12 month period)	10	96	10.4%	7.3%	7.4%
% of completed treatments indicating that PAR score was taken (year to date)	54	56	96.4%	67.6%	64.3%
Rate of removable appliances per 100 fixed appliances - proposed treatment (rolling 12 month period)	4	170	2.35	4.62	5.53
Rate of removable appliances per 100 fixed appliances - completed treatment (rolling 12 month period)	6	159	3.77	3.88	4.60
% of courses of treatment with removable appliances only - proposed treatment (rolling 12 month period)	3	89	3.4%	1.6%	1.9%
% of courses of treatment with removable appliances only - completed treatment (rolling 12 month period)	2	86	2.3%	1.5%	1.4%
% of patients satisfied with the treatment they have received (rolling 12 month period)	3	4	75.0%	96.1%	95.9%

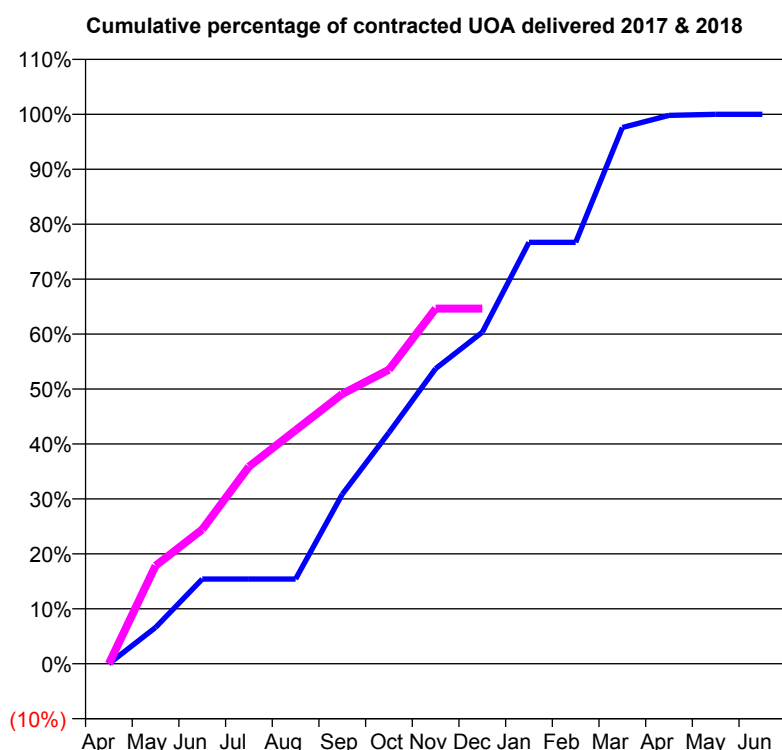
* Figures in italics indicate that the base number is less than 100.

Q68 - Vital Signs Orthodontic At a Glance Contract Report for 812765/0002 - December 2017

Name or company name	MISS CP MCGOVERN
Contract type name	PDS Contract
Purpose of contract	Orthodontic
Contract start date	01/04/2011
Contract end date	31/03/2018

17/18 Contracted general activity (UDA)	0
Carry forward general activity (UDA)	0
17/18 Contracted orthodontic activity (UOA)	953
Carry forward orthodontic activity (UOA)	0
Baseline contract value	£62,495.74

ACCESS	Contract	England and Wales
24 month ratio of assessments to patient IDs	1.00	1.09

ACTIVITY


Month	Adjusted Scheduled Activity (UOA)	
	2017	2018
April	0	0
May	63	170
June	147	233
July	147	342
August	147	405
September	294	468
October	401	510
November	512	616
December	575	616
January	731	
February	731	
March	930	
April	951	
May	953	
June	953	

QUALITY	Contract Quantity	Contract Base Number	Contract *	Region	England
% of all assessments that were assess and fit appliances (rolling 12 month period)	52	61	85.2%	61.9%	58.6%
% of all assessments that were assess and refuse (rolling 12 month period)	6	61	9.8%	9.9%	11.3%
% of all assessments that were assess and review (rolling 12 month period)	3	61	4.9%	28.2%	30.0%
% of terminated courses where treatment was abandoned or discontinued (rolling 12 month period)	3	38	7.9%	7.3%	7.4%
% of completed treatments indicating that PAR score was taken (year to date)	22	27	81.5%	67.6%	64.3%
Rate of removable appliances per 100 fixed appliances - proposed treatment (rolling 12 month period)	15	94	15.96	4.62	5.53
Rate of removable appliances per 100 fixed appliances - completed treatment (rolling 12 month period)	6	62	9.68	3.88	4.60
% of courses of treatment with removable appliances only - proposed treatment (rolling 12 month period)	5	52	9.6%	1.6%	1.9%
% of courses of treatment with removable appliances only - completed treatment (rolling 12 month period)	4	35	11.4%	1.5%	1.4%
% of patients satisfied with the treatment they have received (rolling 12 month period)	5	5	100.0%	96.1%	95.9%

* Figures in italics indicate that the base number is less than 100.

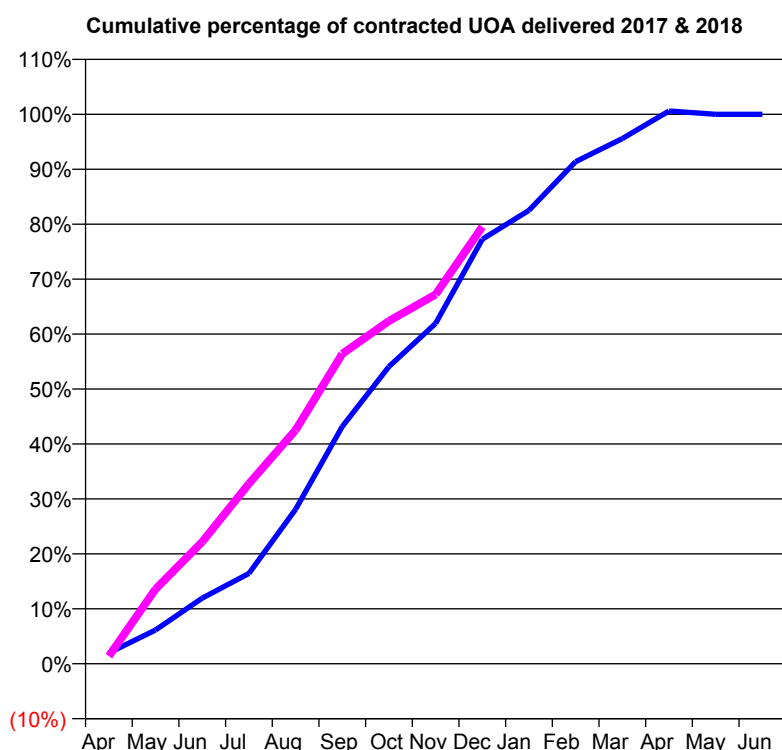
Q68 - Vital Signs Orthodontic At a Glance Contract Report for 835021/0002 - December 2017

Name or company name	MR TP MCDONOGH
Contract type name	PDS Contract
Purpose of contract	Orthodontic
Contract start date	01/04/2011
Contract end date	31/03/2018

17/18 Contracted general activity (UDA)	0
Carry forward general activity (UDA)	0
17/18 Contracted orthodontic activity (UOA)	7,589
Carry forward orthodontic activity (UOA)	0
Baseline contract value	£497,667.86

ACCESS

	Contract	England and Wales
24 month ratio of assessments to patient IDs	1.01	1.09

ACTIVITY


Month	Adjusted Scheduled Activity (UOA)	
	2017	2018
April	151	105
May	466	1,033
June	907	1,684
July	1,248	2,488
August	2,134	3,228
September	3,277	4,281
October	4,104	4,733
November	4,700	5,101
December	5,863	6,036
January	6,262	
February	6,934	
March	7,253	
April	7,635	
May	7,589	
June	7,589	

QUALITY

	Contract Quantity	Contract Base Number	Contract *	Region	England
% of all assessments that were assess and fit appliances (rolling 12 month period)	374	447	83.7%	61.9%	58.6%
% of all assessments that were assess and refuse (rolling 12 month period)	7	447	1.6%	9.9%	11.3%
% of all assessments that were assess and review (rolling 12 month period)	66	447	14.8%	28.2%	30.0%
% of terminated courses where treatment was abandoned or discontinued (rolling 12 month period)	6	315	1.9%	7.3%	7.4%
% of completed treatments indicating that PAR score was taken (year to date)	165	245	67.3%	67.6%	64.3%
Rate of removable appliances per 100 fixed appliances - proposed treatment (rolling 12 month period)	3	478	0.63	4.62	5.53
Rate of removable appliances per 100 fixed appliances - completed treatment (rolling 12 month period)	9	459	1.96	3.88	4.60
% of courses of treatment with removable appliances only - proposed treatment (rolling 12 month period)	2	374	0.5%	1.6%	1.9%
% of courses of treatment with removable appliances only - completed treatment (rolling 12 month period)	7	309	2.3%	1.5%	1.4%
% of patients satisfied with the treatment they have received (rolling 12 month period)	16	17	94.1%	96.1%	95.9%

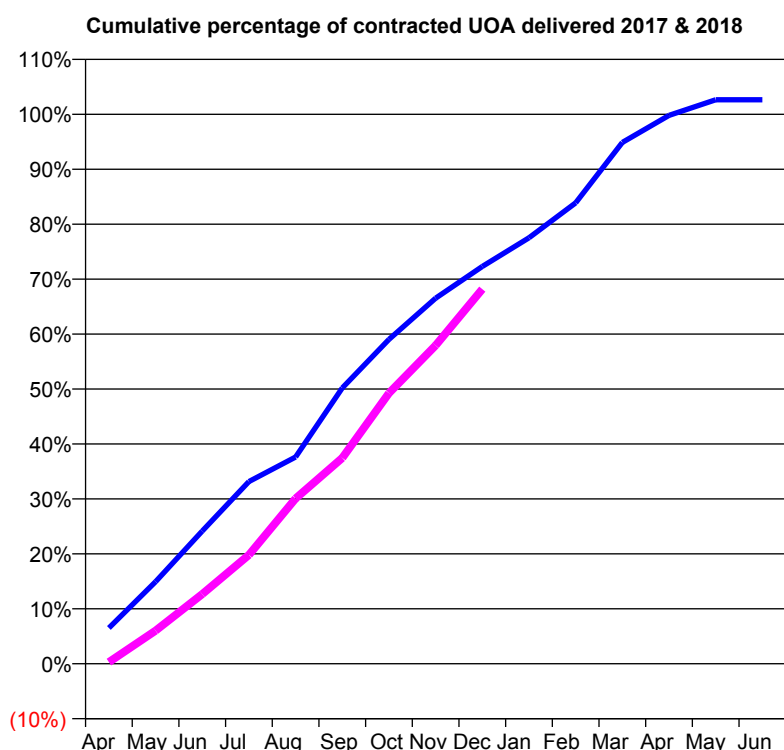
* Figures in italics indicate that the base number is less than 100.

Q68 - Vital Signs Orthodontic At a Glance Contract Report for 840165/0001 - December 2017

Name or company name	MR DC BRYAN
Contract type name	PDS Contract
Purpose of contract	Orthodontic
Contract start date	01/04/2006
Contract end date	31/03/2018

17/18 Contracted general activity (UDA)	0
Carry forward general activity (UDA)	0
17/18 Contracted orthodontic activity (UOA)	7,370
Carry forward orthodontic activity (UOA)	0
Baseline contract value	£490,077.31

ACCESS	Contract	England and Wales
24 month ratio of assessments to patient IDs	1.02	1.09

ACTIVITY


Month	Adjusted Scheduled Activity (UOA)	
	2017	2018
April	480	22
May	1,101	444
June	1,781	935
July	2,444	1,460
August	2,773	2,216
September	3,700	2,761
October	4,350	3,630
November	4,903	4,270
December	5,329	5,025
January	5,713	
February	6,182	
March	6,993	
April	7,355	
May	7,565	
June	7,565	

QUALITY	Contract Quantity	Contract Base Number	Contract *	Region	England
% of all assessments that were assess and fit appliances (rolling 12 month period)	349	440	79.3%	61.9%	58.6%
% of all assessments that were assess and refuse (rolling 12 month period)	27	440	6.1%	9.9%	11.3%
% of all assessments that were assess and review (rolling 12 month period)	64	440	14.5%	28.2%	30.0%
% of terminated courses where treatment was abandoned or discontinued (rolling 12 month period)	17	272	6.3%	7.3%	7.4%
% of completed treatments indicating that PAR score was taken (year to date)	157	195	80.5%	67.6%	64.3%
Rate of removable appliances per 100 fixed appliances - proposed treatment (rolling 12 month period)	95	675	14.07	4.62	5.53
Rate of removable appliances per 100 fixed appliances - completed treatment (rolling 12 month period)	71	460	15.43	3.88	4.60
% of courses of treatment with removable appliances only - proposed treatment (rolling 12 month period)	8	349	2.3%	1.6%	1.9%
% of courses of treatment with removable appliances only - completed treatment (rolling 12 month period)	5	255	2.0%	1.5%	1.4%
% of patients satisfied with the treatment they have received (rolling 12 month period)	10	11	90.9%	96.1%	95.9%

* Figures in italics indicate that the base number is less than 100.

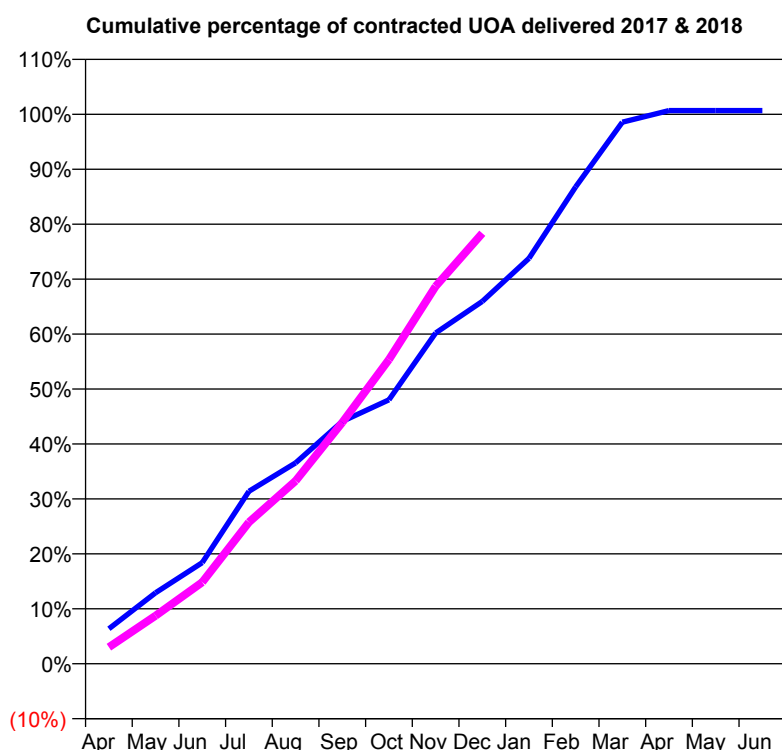
Q68 - Vital Signs Orthodontic At a Glance Contract Report for 923044/0001 - December 2017

Name or company name	MR RM JONES
Contract type name	PDS Contract
Purpose of contract	Orthodontic
Contract start date	01/04/2006
Contract end date	31/03/2018

17/18 Contracted general activity (UDA)	0
Carry forward general activity (UDA)	0
17/18 Contracted orthodontic activity (UOA)	6,963
Carry forward orthodontic activity (UOA)	0
Baseline contract value	£463,353.38

ACCESS	Contract	England and Wales
--------	----------	-------------------

24 month ratio of assessments to patient IDs	1.00	1.09
--	------	------

ACTIVITY


Month	Adjusted Scheduled Activity (UOA)	
	2017	2018
April	443	210
May	900	609
June	1,282	1,033
July	2,185	1,793
August	2,546	2,318
September	3,071	3,057
October	3,344	3,855
November	4,192	4,783
December	4,591	5,455
January	5,137	
February	6,044	
March	6,863	
April	7,010	
May	7,010	
June	7,010	

QUALITY	Contract Quantity	Contract Base Number	Contract *	Region	England
---------	-------------------	----------------------	------------	--------	---------

% of all assessments that were assess and fit appliances (rolling 12 month period)	379	379	100.0%	61.9%	58.6%
% of all assessments that were assess and refuse (rolling 12 month period)	0	379	0.0%	9.9%	11.3%
% of all assessments that were assess and review (rolling 12 month period)	0	379	0.0%	28.2%	30.0%
% of terminated courses where treatment was abandoned or discontinued (rolling 12 month period)	11	394	2.8%	7.3%	7.4%
% of completed treatments indicating that PAR score was taken (year to date)	191	243	78.6%	67.6%	64.3%
Rate of removable appliances per 100 fixed appliances - proposed treatment (rolling 12 month period)	7	730	0.96	4.62	5.53
Rate of removable appliances per 100 fixed appliances - completed treatment (rolling 12 month period)	13	725	1.79	3.88	4.60
% of courses of treatment with removable appliances only - proposed treatment (rolling 12 month period)	2	379	0.5%	1.6%	1.9%
% of courses of treatment with removable appliances only - completed treatment (rolling 12 month period)	4	383	1.0%	1.5%	1.4%
% of patients satisfied with the treatment they have received (rolling 12 month period)	10	10	100.0%	96.1%	95.9%

* Figures in italics indicate that the base number is less than 100.

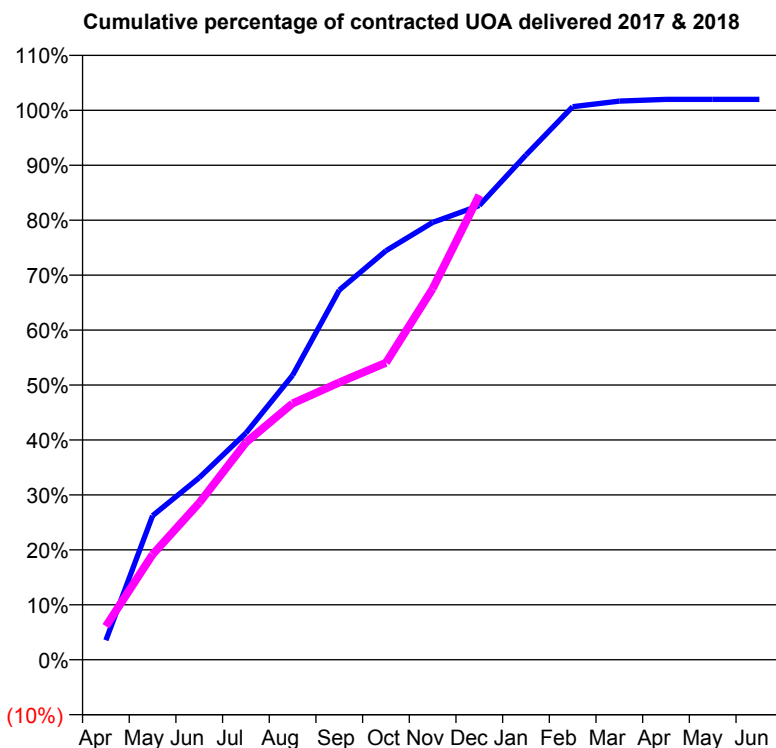
Q68 - Vital Signs Orthodontic At a Glance Contract Report for 923044/0003 - December 2017

Name or company name	MR RM JONES
Contract type name	PDS Contract
Purpose of contract	Orthodontic
Contract start date	01/04/2006
Contract end date	31/03/2018

17/18 Contracted general activity (UDA)	0
Carry forward general activity (UDA)	0
17/18 Contracted orthodontic activity (UOA)	8,264
Carry forward orthodontic activity (UOA)	0
Baseline contract value	£549,928.55

ACCESS

	Contract	England and Wales
24 month ratio of assessments to patient IDs	1.00	1.09

ACTIVITY


Month	Adjusted Scheduled Activity (UOA)	
	2017	2018
April	294	504
May	2,167	1,583
June	2,738	2,360
July	3,410	3,267
August	4,279	3,855
September	5,560	4,170
October	6,152	4,468
November	6,576	5,581
December	6,832	6,988
January	7,592	
February	8,318	
March	8,402	
April	8,427	
May	8,427	
June	8,427	

QUALITY

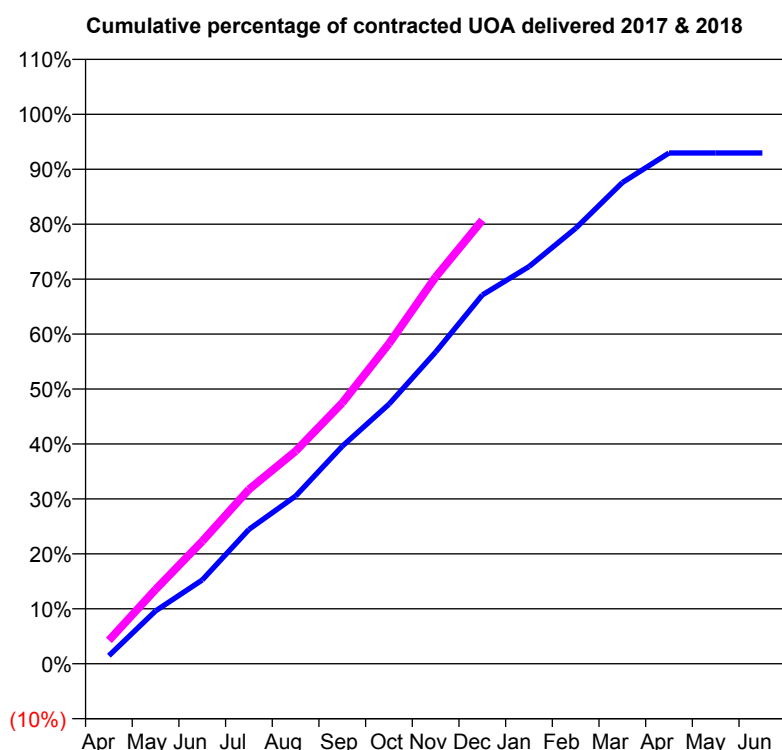
	Contract Quantity	Contract Base Number	Contract *	Region	England
% of all assessments that were assess and fit appliances (rolling 12 month period)	416	416	100.0%	61.9%	58.6%
% of all assessments that were assess and refuse (rolling 12 month period)	0	416	0.0%	9.9%	11.3%
% of all assessments that were assess and review (rolling 12 month period)	0	416	0.0%	28.2%	30.0%
% of terminated courses where treatment was abandoned or discontinued (rolling 12 month period)	7	307	2.3%	7.3%	7.4%
% of completed treatments indicating that PAR score was taken (year to date)	103	222	46.4%	67.6%	64.3%
Rate of removable appliances per 100 fixed appliances - proposed treatment (rolling 12 month period)	24	811	2.96	4.62	5.53
Rate of removable appliances per 100 fixed appliances - completed treatment (rolling 12 month period)	15	586	2.56	3.88	4.60
% of courses of treatment with removable appliances only - proposed treatment (rolling 12 month period)	6	416	1.4%	1.6%	1.9%
% of courses of treatment with removable appliances only - completed treatment (rolling 12 month period)	1	300	0.3%	1.5%	1.4%
% of patients satisfied with the treatment they have received (rolling 12 month period)	13	13	100.0%	96.1%	95.9%

* Figures in italics indicate that the base number is less than 100.

Q68 - Vital Signs Orthodontic At a Glance Contract Report for 923044/0004 - December 2017

Name or company name	MR RM JONES	17/18 Contracted general activity (UDA)	0
Contract type name	PDS Contract	Carry forward general activity (UDA)	0
Purpose of contract	Orthodontic	17/18 Contracted orthodontic activity (UOA)	9,343
Contract start date	01/04/2006	Carry forward orthodontic activity (UOA)	0
Contract end date	31/03/2018	Baseline contract value	£621,730.53

ACCESS	Contract	England and Wales
24 month ratio of assessments to patient IDs	1.00	1.09

ACTIVITY


Month	Adjusted Scheduled Activity (UOA)	
	2017	2018
April	138	399
May	899	1,264
June	1,424	2,083
July	2,285	2,965
August	2,852	3,616
September	3,700	4,435
October	4,414	5,443
November	5,300	6,577
December	6,270	7,543
January	6,753	
February	7,404	
March	8,181	
April	8,686	
May	8,686	
June	8,686	

QUALITY

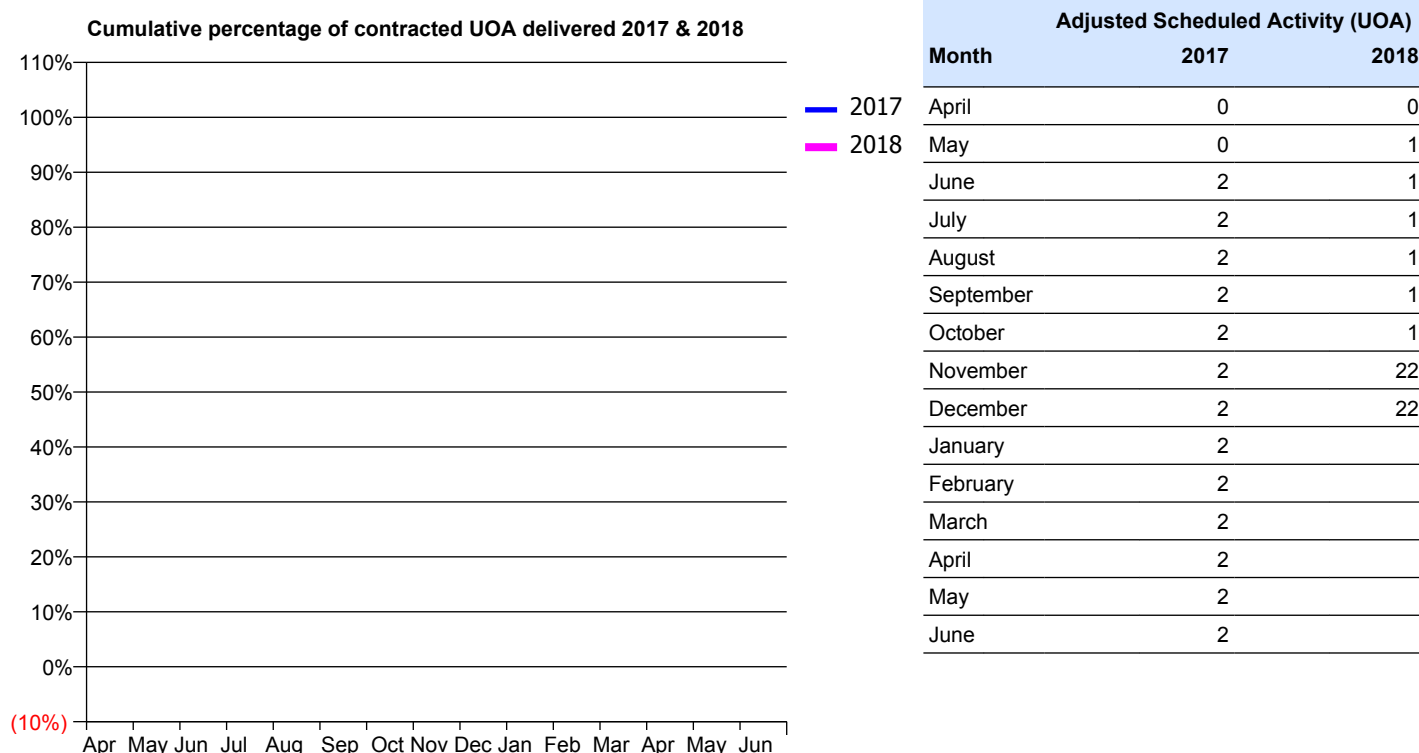
	Contract Quantity	Contract Base Number	Contract *	Region	England
% of all assessments that were assess and fit appliances (rolling 12 month period)	486	486	100.0%	61.9%	58.6%
% of all assessments that were assess and refuse (rolling 12 month period)	0	486	0.0%	9.9%	11.3%
% of all assessments that were assess and review (rolling 12 month period)	0	486	0.0%	28.2%	30.0%
% of terminated courses where treatment was abandoned or discontinued (rolling 12 month period)	34	450	7.6%	7.3%	7.4%
% of completed treatments indicating that PAR score was taken (year to date)	213	254	83.9%	67.6%	64.3%
Rate of removable appliances per 100 fixed appliances - proposed treatment (rolling 12 month period)	8	957	0.84	4.62	5.53
Rate of removable appliances per 100 fixed appliances - completed treatment (rolling 12 month period)	29	804	3.61	3.88	4.60
% of courses of treatment with removable appliances only - proposed treatment (rolling 12 month period)	1	486	0.2%	1.6%	1.9%
% of courses of treatment with removable appliances only - completed treatment (rolling 12 month period)	8	416	1.9%	1.5%	1.4%
% of patients satisfied with the treatment they have received (rolling 12 month period)	20	21	95.2%	96.1%	95.9%

* Figures in italics indicate that the base number is less than 100.

Q69 - Vital Signs Orthodontic At a Glance Contract Report for 100862/0008 - December 2017

Name or company name	BERKSHIRE COMMUNITY DENTAL SER\	17/18 Contracted general activity (UDA)	0
Contract type name	PDS Contract	Carry forward general activity (UDA)	0
Purpose of contract	General	17/18 Contracted orthodontic activity (UOA)	0
Contract start date	01/04/2006	Carry forward orthodontic activity (UOA)	0
Contract end date	31/03/2019	Baseline contract value	£0.00

ACCESS	Contract	England and Wales
24 month ratio of assessments to patient IDs	1.00	1.09

ACTIVITY


QUALITY	Contract Quantity	Contract Base Number	Contract *	Region	England
% of all assessments that were assess and fit appliances (rolling 12 month period)	2	3	66.7%	61.9%	58.6%
% of all assessments that were assess and refuse (rolling 12 month period)	0	3	0.0%	9.9%	11.3%
% of all assessments that were assess and review (rolling 12 month period)	1	3	33.3%	28.2%	30.0%
% of terminated courses where treatment was abandoned or discontinued (rolling 12 month period)	1	1	100.0%	7.3%	7.4%
% of completed treatments indicating that PAR score was taken (year to date)	0	0	N/A	67.6%	64.3%
Rate of removable appliances per 100 fixed appliances - proposed treatment (rolling 12 month period)	1	2	50.00	4.62	5.53
Rate of removable appliances per 100 fixed appliances - completed treatment (rolling 12 month period)	0	0	N/A	3.88	4.60
% of courses of treatment with removable appliances only - proposed treatment (rolling 12 month period)	0	2	0.0%	1.6%	1.9%
% of courses of treatment with removable appliances only - completed treatment (rolling 12 month period)	0	0	N/A	1.5%	1.4%
% of patients satisfied with the treatment they have received (rolling 12 month period)	0	0	N/A	96.1%	95.9%

* Figures in italics indicate that the base number is less than 100.

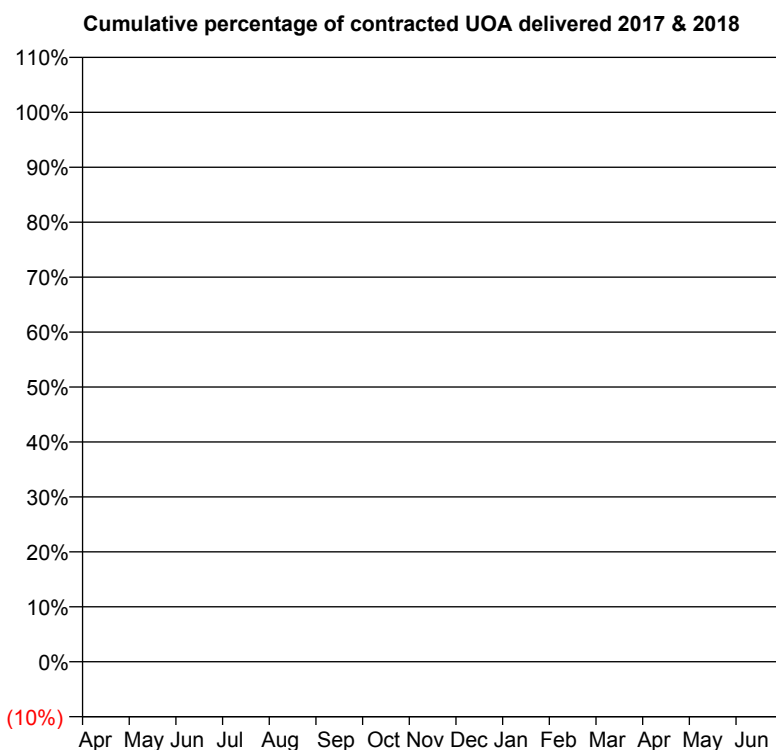
Q69 - Vital Signs Orthodontic At a Glance Contract Report for 100862/0010 - December 2017

Name or company name	BERKSHIRE COMMUNITY DENTAL SER\
Contract type name	PDS Contract
Purpose of contract	General
Contract start date	01/04/2006
Contract end date	31/03/2019

17/18 Contracted general activity (UDA)	0
Carry forward general activity (UDA)	0
17/18 Contracted orthodontic activity (UOA)	0
Carry forward orthodontic activity (UOA)	0
Baseline contract value	£0.00

ACCESS

	Contract	England and Wales
24 month ratio of assessments to patient IDs	1.06	1.09

ACTIVITY


Adjusted Scheduled Activity (UOA)		
Month	2017	2018
April	0	0
May	0	0
June	0	0
July	0	0
August	0	0
September	0	21
October	21	21
November	21	42
December	21	43
January	21	
February	21	
March	21	
April	21	
May	21	
June	21	

QUALITY

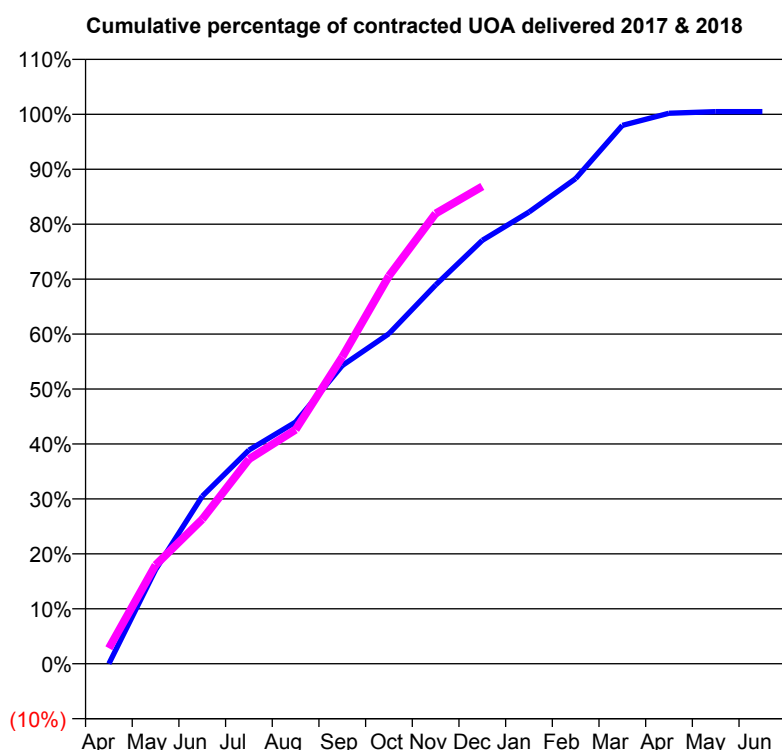
	Contract Quantity	Contract Base Number	Contract *	Region	England
% of all assessments that were assess and fit appliances (rolling 12 month period)	2	3	66.7%	61.9%	58.6%
% of all assessments that were assess and refuse (rolling 12 month period)	0	3	0.0%	9.9%	11.3%
% of all assessments that were assess and review (rolling 12 month period)	1	3	33.3%	28.2%	30.0%
% of terminated courses where treatment was abandoned or discontinued (rolling 12 month period)	0	0	N/A	7.3%	7.4%
% of completed treatments indicating that PAR score was taken (year to date)	0	0	N/A	67.6%	64.3%
Rate of removable appliances per 100 fixed appliances - proposed treatment (rolling 12 month period)	0	3	0.00	4.62	5.53
Rate of removable appliances per 100 fixed appliances - completed treatment (rolling 12 month period)	0	0	N/A	3.88	4.60
% of courses of treatment with removable appliances only - proposed treatment (rolling 12 month period)	0	2	0.0%	1.6%	1.9%
% of courses of treatment with removable appliances only - completed treatment (rolling 12 month period)	0	0	N/A	1.5%	1.4%
% of patients satisfied with the treatment they have received (rolling 12 month period)	0	0	N/A	96.1%	95.9%

* Figures in italics indicate that the base number is less than 100.

Q69 - Vital Signs Orthodontic At a Glance Contract Report for 105279/0001 - December 2017

Name or company name	PCORTHO Ltd	17/18 Contracted general activity (UDA)	0
Contract type name	PDS Contract	Carry forward general activity (UDA)	0
Purpose of contract	Orthodontic	17/18 Contracted orthodontic activity (UOA)	6,803
Contract start date	01/01/2010	Carry forward orthodontic activity (UOA)	0
Contract end date	31/03/2018	Baseline contract value	£436,666.50

ACCESS	Contract	England and Wales
24 month ratio of assessments to patient IDs	1.09	1.09

ACTIVITY


Month	Adjusted Scheduled Activity (UOA)	
	2017	2018
April	0	193
May	1,165	1,223
June	2,074	1,789
July	2,646	2,533
August	2,992	2,898
September	3,693	3,799
October	4,086	4,802
November	4,690	5,574
December	5,243	5,910
January	5,592	
February	6,006	
March	6,665	
April	6,815	
May	6,836	
June	6,836	

QUALITY	Contract Quantity	Contract Base Number	Contract *	Region	England
% of all assessments that were assess and fit appliances (rolling 12 month period)	327	1,017	32.2%	61.9%	58.6%
% of all assessments that were assess and refuse (rolling 12 month period)	94	1,017	9.2%	9.9%	11.3%
% of all assessments that were assess and review (rolling 12 month period)	596	1,017	58.6%	28.2%	30.0%
% of terminated courses where treatment was abandoned or discontinued (rolling 12 month period)	14	258	5.4%	7.3%	7.4%
% of completed treatments indicating that PAR score was taken (year to date)	163	176	92.6%	67.6%	64.3%
Rate of removable appliances per 100 fixed appliances - proposed treatment (rolling 12 month period)	4	625	0.64	4.62	5.53
Rate of removable appliances per 100 fixed appliances - completed treatment (rolling 12 month period)	4	472	0.85	3.88	4.60
% of courses of treatment with removable appliances only - proposed treatment (rolling 12 month period)	3	327	0.9%	1.6%	1.9%
% of courses of treatment with removable appliances only - completed treatment (rolling 12 month period)	4	244	1.6%	1.5%	1.4%
% of patients satisfied with the treatment they have received (rolling 12 month period)	11	11	100.0%	96.1%	95.9%

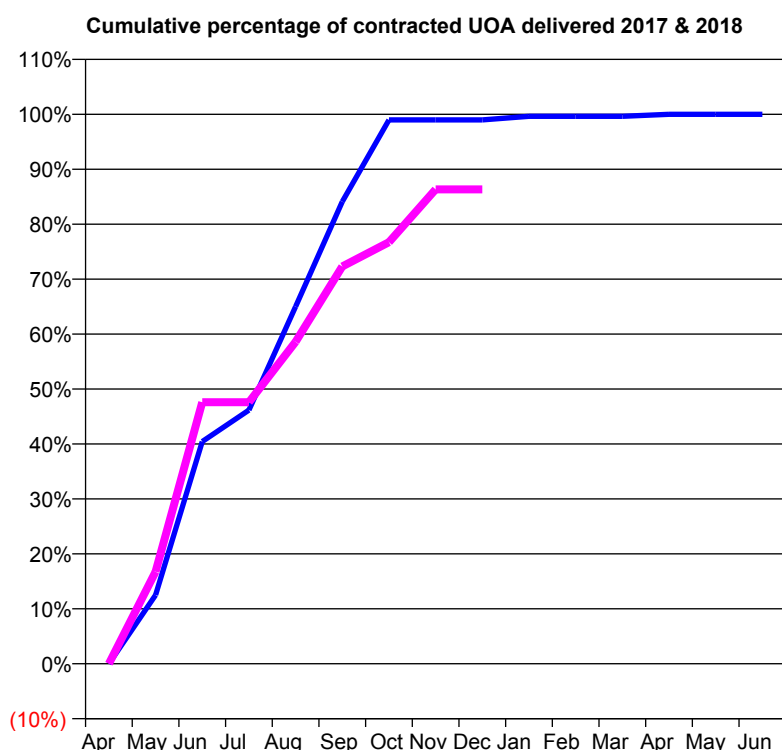
* Figures in italics indicate that the base number is less than 100.

Q69 - Vital Signs Orthodontic At a Glance Contract Report for 109576/0001 - December 2017

Name or company name	Impressions Orthodontics Ltd
Contract type name	PDS Contract
Purpose of contract	Orthodontic
Contract start date	10/12/2015
Contract end date	31/03/2018

17/18 Contracted general activity (UDA)	0
Carry forward general activity (UDA)	0
17/18 Contracted orthodontic activity (UOA)	3,579
Carry forward orthodontic activity (UOA)	0
Baseline contract value	£229,726.50

ACCESS	Contract	England and Wales
24 month ratio of assessments to patient IDs	1.03	1.09

ACTIVITY


Month	Adjusted Scheduled Activity (UOA)	
	2017	2018
April	0	0
May	448	600
June	1,447	1,704
July	1,652	1,704
August	2,326	2,097
September	3,010	2,588
October	3,542	2,746
November	3,542	3,090
December	3,542	3,090
January	3,566	
February	3,566	
March	3,566	
April	3,579	
May	3,579	
June	3,579	

QUALITY	Contract Quantity	Contract Base Number	Contract *	Region	England
% of all assessments that were assess and fit appliances (rolling 12 month period)	139	347	40.1%	61.9%	58.6%
% of all assessments that were assess and refuse (rolling 12 month period)	60	347	17.3%	9.9%	11.3%
% of all assessments that were assess and review (rolling 12 month period)	148	347	42.7%	28.2%	30.0%
% of terminated courses where treatment was abandoned or discontinued (rolling 12 month period)	10	128	7.8%	7.3%	7.4%
% of completed treatments indicating that PAR score was taken (year to date)	0	83	0.0%	67.6%	64.3%
Rate of removable appliances per 100 fixed appliances - proposed treatment (rolling 12 month period)	0	278	0.00	4.62	5.53
Rate of removable appliances per 100 fixed appliances - completed treatment (rolling 12 month period)	0	226	0.00	3.88	4.60
% of courses of treatment with removable appliances only - proposed treatment (rolling 12 month period)	0	139	0.0%	1.6%	1.9%
% of courses of treatment with removable appliances only - completed treatment (rolling 12 month period)	0	118	0.0%	1.5%	1.4%
% of patients satisfied with the treatment they have received (rolling 12 month period)	1	1	100.0%	96.1%	95.9%

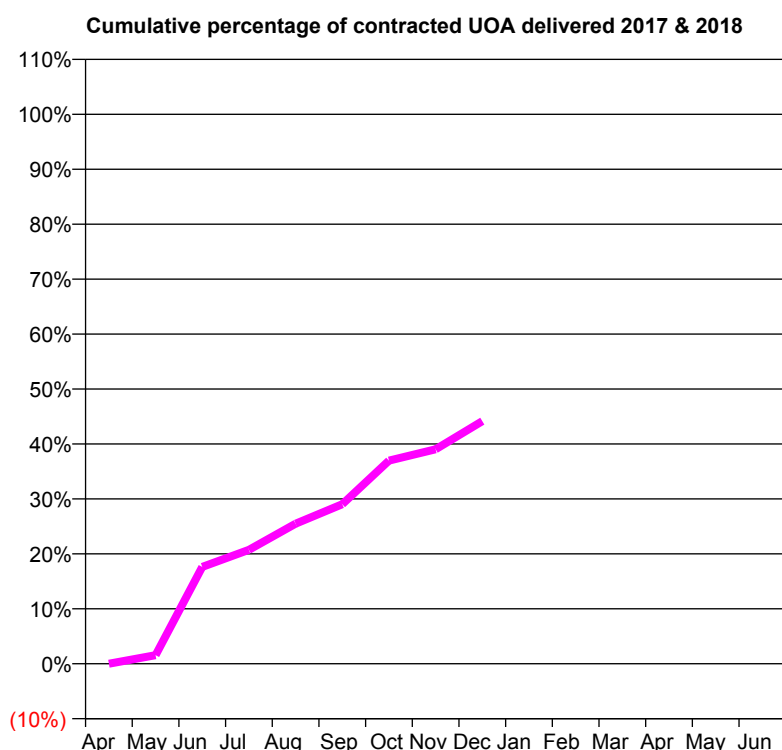
* Figures in italics indicate that the base number is less than 100.

Q69 - Vital Signs Orthodontic At a Glance Contract Report for 154601/0002 - December 2017

Name or company name	Oxfordshire Priority Dental Service
Contract type name	PDS Contract
Purpose of contract	General and Orthodontic
Contract start date	01/04/2006
Contract end date	31/03/2018

17/18 Contracted general activity (UDA)	4,000
Carry forward general activity (UDA)	0
17/18 Contracted orthodontic activity (UOA)	1,350
Carry forward orthodontic activity (UOA)	0
Baseline contract value	£0.00

ACCESS	Contract	England and Wales
24 month ratio of assessments to patient IDs	1.03	1.09

ACTIVITY


Month	Adjusted Scheduled Activity (UOA)	
	2017	2018
April	85	0
May	169	21
June	320	238
July	468	280
August	600	344
September	645	392
October	754	499
November	819	527
December	887	596
January	932	
February	976	
March	981	
April	982	
May	982	
June	1,003	

QUALITY

QUALITY	Contract Quantity	Contract Base Number	Contract *	Region	England
% of all assessments that were assess and fit appliances (rolling 12 month period)	33	77	42.9%	61.9%	58.6%
% of all assessments that were assess and refuse (rolling 12 month period)	18	77	23.4%	9.9%	11.3%
% of all assessments that were assess and review (rolling 12 month period)	26	77	33.8%	28.2%	30.0%
% of terminated courses where treatment was abandoned or discontinued (rolling 12 month period)	5	61	8.2%	7.3%	7.4%
% of completed treatments indicating that PAR score was taken (year to date)	44	47	93.6%	67.6%	64.3%
Rate of removable appliances per 100 fixed appliances - proposed treatment (rolling 12 month period)	5	54	9.26	4.62	5.53
Rate of removable appliances per 100 fixed appliances - completed treatment (rolling 12 month period)	4	100	4.00	3.88	4.60
% of courses of treatment with removable appliances only - proposed treatment (rolling 12 month period)	3	33	9.1%	1.6%	1.9%
% of courses of treatment with removable appliances only - completed treatment (rolling 12 month period)	0	56	0.0%	1.5%	1.4%
% of patients satisfied with the treatment they have received (rolling 12 month period)	2	2	100.0%	96.1%	95.9%

* Figures in italics indicate that the base number is less than 100.

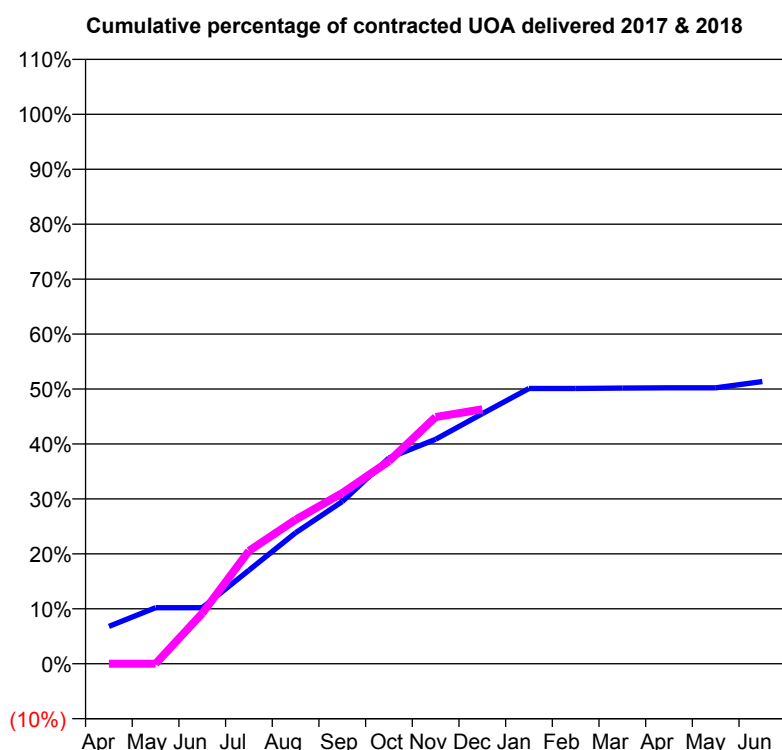
Q69 - Vital Signs Orthodontic At a Glance Contract Report for 154601/0013 - December 2017

Name or company name	Oxfordshire Priority Dental Service
Contract type name	PDS Contract
Purpose of contract	Orthodontic
Contract start date	01/04/2006
Contract end date	31/03/2018

17/18 Contracted general activity (UDA)	0
Carry forward general activity (UDA)	0
17/18 Contracted orthodontic activity (UOA)	1,850
Carry forward orthodontic activity (UOA)	0
Baseline contract value	£1.01

ACCESS

	Contract	England and Wales
24 month ratio of assessments to patient IDs	1.00	1.09

ACTIVITY


Month	Adjusted Scheduled Activity (UOA)	
	2017	2018
April	126	0
May	189	0
June	189	170
July	315	380
August	441	485
September	546	575
October	693	682
November	756	831
December	842	857
January	927	
February	927	
March	928	
April	929	
May	929	
June	950	

QUALITY

	Contract Quantity	Contract Base Number	Contract *	Region	England
% of all assessments that were assess and fit appliances (rolling 12 month period)	49	60	81.7%	61.9%	58.6%
% of all assessments that were assess and refuse (rolling 12 month period)	7	60	11.7%	9.9%	11.3%
% of all assessments that were assess and review (rolling 12 month period)	4	60	6.7%	28.2%	30.0%
% of terminated courses where treatment was abandoned or discontinued (rolling 12 month period)	2	39	5.1%	7.3%	7.4%
% of completed treatments indicating that PAR score was taken (year to date)	30	32	93.8%	67.6%	64.3%
Rate of removable appliances per 100 fixed appliances - proposed treatment (rolling 12 month period)	4	74	5.41	4.62	5.53
Rate of removable appliances per 100 fixed appliances - completed treatment (rolling 12 month period)	1	69	1.45	3.88	4.60
% of courses of treatment with removable appliances only - proposed treatment (rolling 12 month period)	4	49	8.2%	1.6%	1.9%
% of courses of treatment with removable appliances only - completed treatment (rolling 12 month period)	0	37	0.0%	1.5%	1.4%
% of patients satisfied with the treatment they have received (rolling 12 month period)	0	0	N/A	96.1%	95.9%

* Figures in italics indicate that the base number is less than 100.

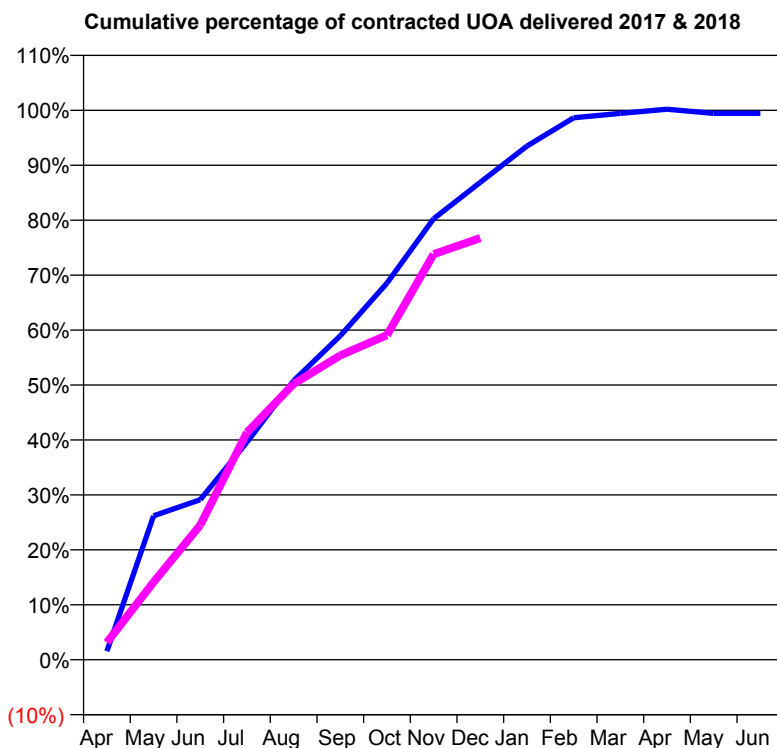
Q69 - Vital Signs Orthodontic At a Glance Contract Report for 169110/0003 - December 2017

Name or company name	Dentalign Orthodontics LLP
Contract type name	PDS Contract
Purpose of contract	Orthodontic
Contract start date	01/05/2007
Contract end date	31/03/2018

17/18 Contracted general activity (UDA)	0
Carry forward general activity (UDA)	0
17/18 Contracted orthodontic activity (UOA)	2,867
Carry forward orthodontic activity (UOA)	16
Baseline contract value	£184,025.12

ACCESS

	Contract	England and Wales
24 month ratio of assessments to patient IDs	1.03	1.09

ACTIVITY


Month	Adjusted Scheduled Activity (UOA)	
	2017	2018
April	45	90
May	751	405
June	835	702
July	1,135	1,186
August	1,456	1,439
September	1,690	1,588
October	1,965	1,694
November	2,301	2,116
December	2,491	2,200
January	2,680	
February	2,828	
March	2,851	
April	2,872	
May	2,851	
June	2,851	

QUALITY

	Contract Quantity	Contract Base Number	Contract *	Region	England
% of all assessments that were assess and fit appliances (rolling 12 month period)	123	137	89.8%	61.9%	58.6%
% of all assessments that were assess and refuse (rolling 12 month period)	0	137	0.0%	9.9%	11.3%
% of all assessments that were assess and review (rolling 12 month period)	14	137	10.2%	28.2%	30.0%
% of terminated courses where treatment was abandoned or discontinued (rolling 12 month period)	4	108	3.7%	7.3%	7.4%
% of completed treatments indicating that PAR score was taken (year to date)	62	80	77.5%	67.6%	64.3%
Rate of removable appliances per 100 fixed appliances - proposed treatment (rolling 12 month period)	10	239	4.18	4.62	5.53
Rate of removable appliances per 100 fixed appliances - completed treatment (rolling 12 month period)	0	1	0.00	3.88	4.60
% of courses of treatment with removable appliances only - proposed treatment (rolling 12 month period)	0	123	0.0%	1.6%	1.9%
% of courses of treatment with removable appliances only - completed treatment (rolling 12 month period)	0	104	0.0%	1.5%	1.4%
% of patients satisfied with the treatment they have received (rolling 12 month period)	1	1	100.0%	96.1%	95.9%

* Figures in italics indicate that the base number is less than 100.

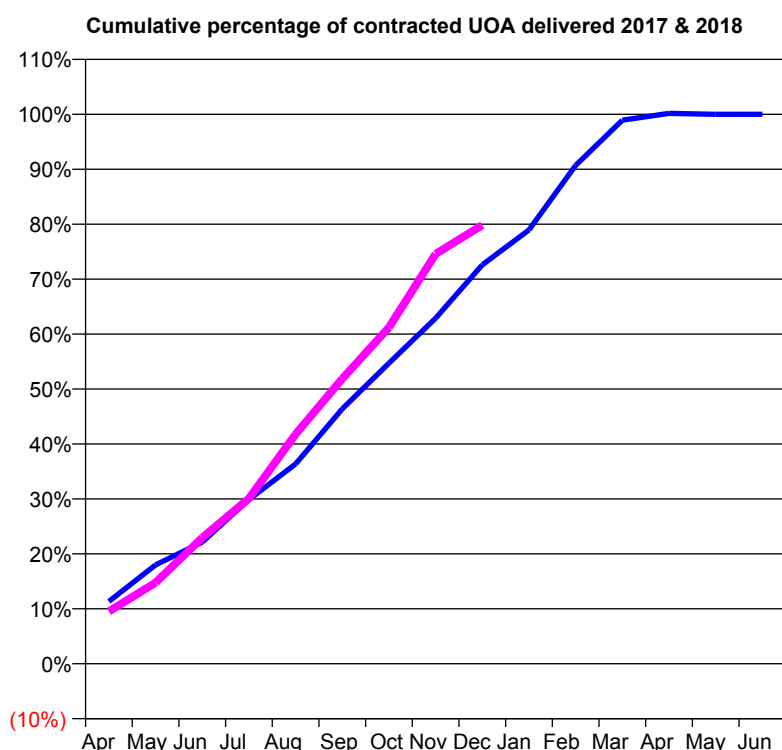
Q69 - Vital Signs Orthodontic At a Glance Contract Report for 169110/0010 - December 2017

Name or company name	Dentalign Orthodontics LLP
Contract type name	PDS Contract
Purpose of contract	Orthodontic
Contract start date	01/04/2013
Contract end date	31/03/2018

17/18 Contracted general activity (UDA)	0
Carry forward general activity (UDA)	0
17/18 Contracted orthodontic activity (UOA)	13,657
Carry forward orthodontic activity (UOA)	0
Baseline contract value	£876,516.09

ACCESS

	Contract	England and Wales
24 month ratio of assessments to patient IDs	1.02	1.09

ACTIVITY


Month	Adjusted Scheduled Activity (UOA)	
	2017	2018
April	1,550	1,302
May	2,458	2,016
June	3,025	3,134
July	4,083	4,109
August	4,965	5,706
September	6,335	7,083
October	7,471	8,360
November	8,588	10,187
December	9,915	10,901
January	10,784	
February	12,385	
March	13,510	
April	13,678	
May	13,657	
June	13,657	

QUALITY

	Contract Quantity	Contract Base Number	Contract *	Region	England
% of all assessments that were assess and fit appliances (rolling 12 month period)	710	727	97.7%	61.9%	58.6%
% of all assessments that were assess and refuse (rolling 12 month period)	5	727	0.7%	9.9%	11.3%
% of all assessments that were assess and review (rolling 12 month period)	12	727	1.7%	28.2%	30.0%
% of terminated courses where treatment was abandoned or discontinued (rolling 12 month period)	32	598	5.4%	7.3%	7.4%
% of completed treatments indicating that PAR score was taken (year to date)	362	442	81.9%	67.6%	64.3%
Rate of removable appliances per 100 fixed appliances - proposed treatment (rolling 12 month period)	58	1,383	4.19	4.62	5.53
Rate of removable appliances per 100 fixed appliances - completed treatment (rolling 12 month period)	5	152	3.29	3.88	4.60
% of courses of treatment with removable appliances only - proposed treatment (rolling 12 month period)	12	710	1.7%	1.6%	1.9%
% of courses of treatment with removable appliances only - completed treatment (rolling 12 month period)	2	566	0.4%	1.5%	1.4%
% of patients satisfied with the treatment they have received (rolling 12 month period)	14	14	100.0%	96.1%	95.9%

* Figures in italics indicate that the base number is less than 100.

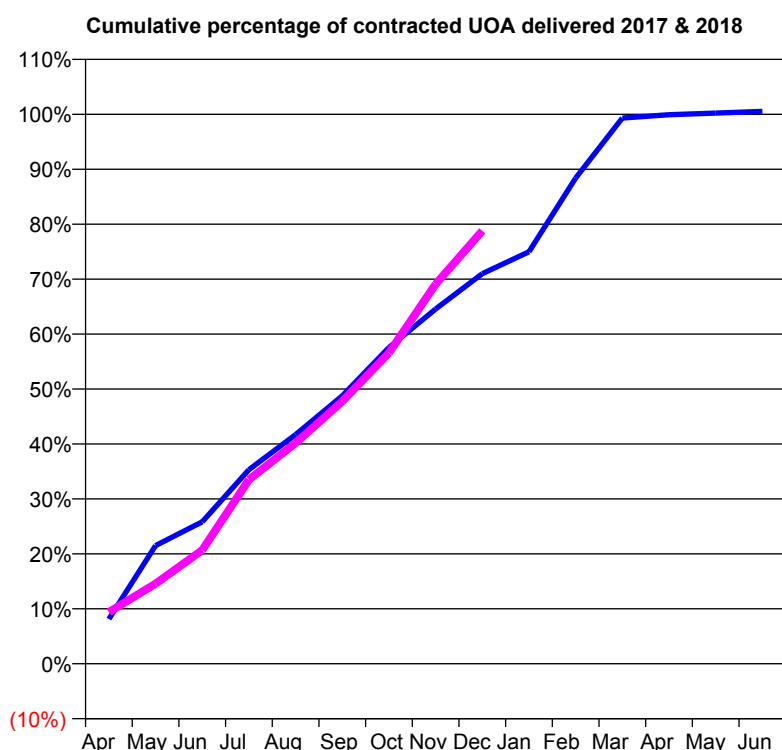
Q69 - Vital Signs Orthodontic At a Glance Contract Report for 169110/0011 - December 2017

Name or company name	Dentalign Orthodontics LLP
Contract type name	PDS Contract
Purpose of contract	Orthodontic
Contract start date	01/04/2013
Contract end date	31/03/2018

17/18 Contracted general activity (UDA)	0
Carry forward general activity (UDA)	0
17/18 Contracted orthodontic activity (UOA)	6,929
Carry forward orthodontic activity (UOA)	0
Baseline contract value	£444,726.95

ACCESS

	Contract	England and Wales
24 month ratio of assessments to patient IDs	1.06	1.09

ACTIVITY


Month	Adjusted Scheduled Activity (UOA)	
	2017	2018
April	564	652
May	1,490	1,009
June	1,790	1,434
July	2,448	2,321
August	2,890	2,783
September	3,379	3,309
October	3,988	3,921
November	4,473	4,786
December	4,919	5,459
January	5,195	
February	6,124	
March	6,881	
April	6,923	
May	6,944	
June	6,965	

QUALITY

	Contract Quantity	Contract Base Number	Contract *	Region	England
% of all assessments that were assess and fit appliances (rolling 12 month period)	358	383	93.5%	61.9%	58.6%
% of all assessments that were assess and refuse (rolling 12 month period)	1	383	0.3%	9.9%	11.3%
% of all assessments that were assess and review (rolling 12 month period)	24	383	6.3%	28.2%	30.0%
% of terminated courses where treatment was abandoned or discontinued (rolling 12 month period)	8	329	2.4%	7.3%	7.4%
% of completed treatments indicating that PAR score was taken (year to date)	69	249	27.7%	67.6%	64.3%
Rate of removable appliances per 100 fixed appliances - proposed treatment (rolling 12 month period)	7	710	0.99	4.62	5.53
Rate of removable appliances per 100 fixed appliances - completed treatment (rolling 12 month period)	4	510	0.78	3.88	4.60
% of courses of treatment with removable appliances only - proposed treatment (rolling 12 month period)	1	358	0.3%	1.6%	1.9%
% of courses of treatment with removable appliances only - completed treatment (rolling 12 month period)	2	321	0.6%	1.5%	1.4%
% of patients satisfied with the treatment they have received (rolling 12 month period)	9	9	100.0%	96.1%	95.9%

* Figures in italics indicate that the base number is less than 100.

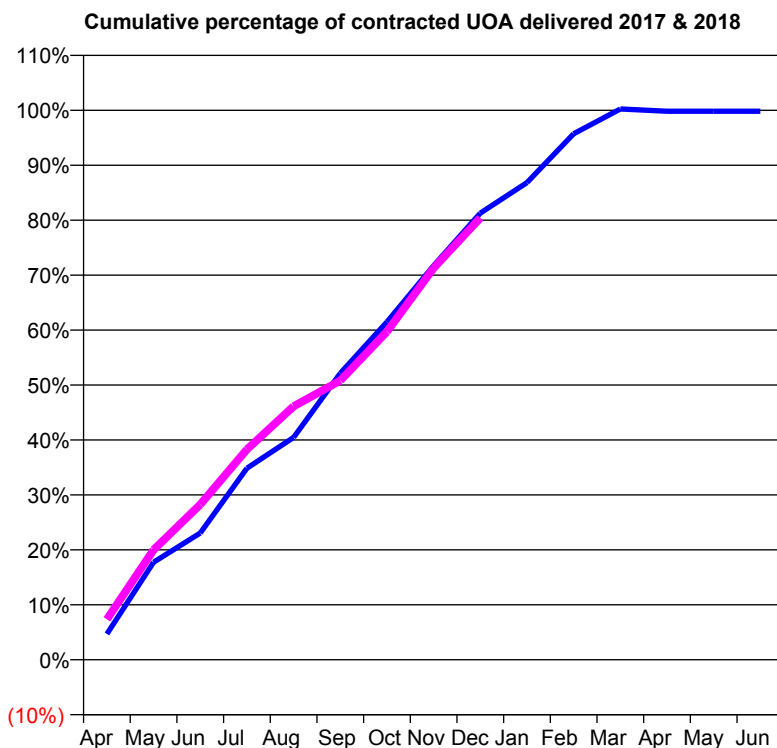
Q69 - Vital Signs Orthodontic At a Glance Contract Report for 169110/0012 - December 2017

Name or company name	Dentalign Orthodontics LLP
Contract type name	PDS Contract
Purpose of contract	Orthodontic
Contract start date	01/04/2013
Contract end date	31/03/2018

17/18 Contracted general activity (UDA)	0
Carry forward general activity (UDA)	0
17/18 Contracted orthodontic activity (UOA)	9,474
Carry forward orthodontic activity (UOA)	16
Baseline contract value	£608,065.28

ACCESS

	Contract	England and Wales
24 month ratio of assessments to patient IDs	1.04	1.09

ACTIVITY


Month	Adjusted Scheduled Activity (UOA)	
	2017	2018
April	445	698
May	1,682	1,895
June	2,186	2,677
July	3,303	3,627
August	3,834	4,370
September	4,939	4,812
October	5,824	5,657
November	6,794	6,753
December	7,701	7,618
January	8,227	
February	9,069	
March	9,497	
April	9,458	
May	9,458	
June	9,458	

QUALITY

	Contract Quantity	Contract Base Number	Contract *	Region	England
% of all assessments that were assess and fit appliances (rolling 12 month period)	452	478	94.6%	61.9%	58.6%
% of all assessments that were assess and refuse (rolling 12 month period)	1	478	0.2%	9.9%	11.3%
% of all assessments that were assess and review (rolling 12 month period)	25	478	5.2%	28.2%	30.0%
% of terminated courses where treatment was abandoned or discontinued (rolling 12 month period)	5	370	1.4%	7.3%	7.4%
% of completed treatments indicating that PAR score was taken (year to date)	159	300	53.0%	67.6%	64.3%
Rate of removable appliances per 100 fixed appliances - proposed treatment (rolling 12 month period)	24	875	2.74	4.62	5.53
Rate of removable appliances per 100 fixed appliances - completed treatment (rolling 12 month period)	1	440	0.23	3.88	4.60
% of courses of treatment with removable appliances only - proposed treatment (rolling 12 month period)	2	452	0.4%	1.6%	1.9%
% of courses of treatment with removable appliances only - completed treatment (rolling 12 month period)	1	365	0.3%	1.5%	1.4%
% of patients satisfied with the treatment they have received (rolling 12 month period)	3	3	100.0%	96.1%	95.9%

* Figures in italics indicate that the base number is less than 100.

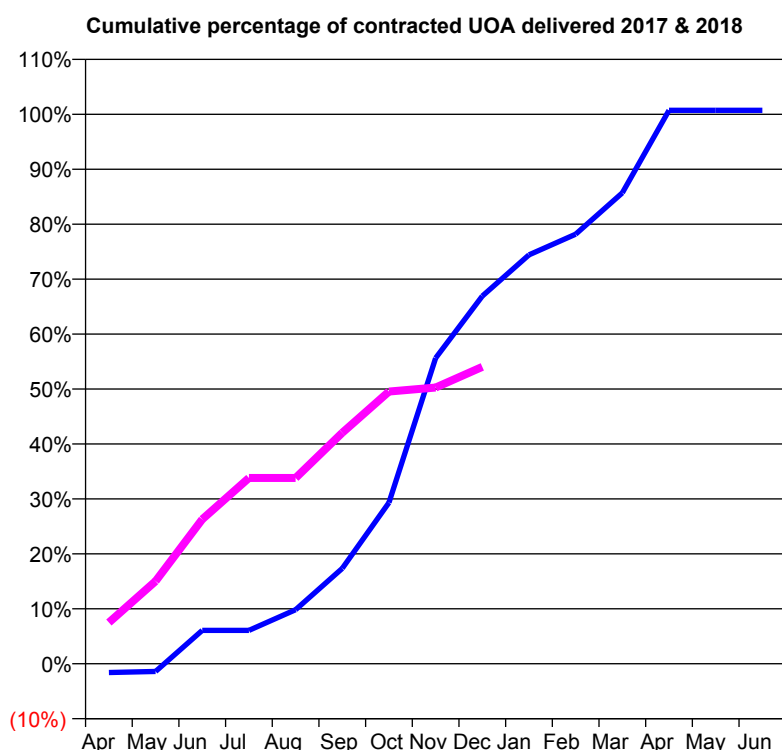
Q69 - Vital Signs Orthodontic At a Glance Contract Report for 169110/0013 - December 2017

Name or company name	Dentalign Orthodontics LLP
Contract type name	PDS Contract
Purpose of contract	Orthodontic
Contract start date	01/04/2013
Contract end date	31/03/2018

17/18 Contracted general activity (UDA)	0
Carry forward general activity (UDA)	0
17/18 Contracted orthodontic activity (UOA)	559
Carry forward orthodontic activity (UOA)	0
Baseline contract value	£35,892.57

ACCESS

	Contract	England and Wales
24 month ratio of assessments to patient IDs	1.02	1.09

ACTIVITY


Month	Adjusted Scheduled Activity (UOA)	
	2017	2018
April	-9	42
May	-8	84
June	34	147
July	34	189
August	55	189
September	97	235
October	164	277
November	311	281
December	374	302
January	416	
February	437	
March	479	
April	563	
May	563	
June	563	

QUALITY

	Contract Quantity	Contract Base Number	Contract *	Region	England
% of all assessments that were assess and fit appliances (rolling 12 month period)	25	25	100.0%	61.9%	58.6%
% of all assessments that were assess and refuse (rolling 12 month period)	0	25	0.0%	9.9%	11.3%
% of all assessments that were assess and review (rolling 12 month period)	0	25	0.0%	28.2%	30.0%
% of terminated courses where treatment was abandoned or discontinued (rolling 12 month period)	0	10	0.0%	7.3%	7.4%
% of completed treatments indicating that PAR score was taken (year to date)	8	9	88.9%	67.6%	64.3%
Rate of removable appliances per 100 fixed appliances - proposed treatment (rolling 12 month period)	6	44	13.64	4.62	5.53
Rate of removable appliances per 100 fixed appliances - completed treatment (rolling 12 month period)	2	18	11.11	3.88	4.60
% of courses of treatment with removable appliances only - proposed treatment (rolling 12 month period)	2	25	8.0%	1.6%	1.9%
% of courses of treatment with removable appliances only - completed treatment (rolling 12 month period)	1	10	10.0%	1.5%	1.4%
% of patients satisfied with the treatment they have received (rolling 12 month period)	0	0	N/A	96.1%	95.9%

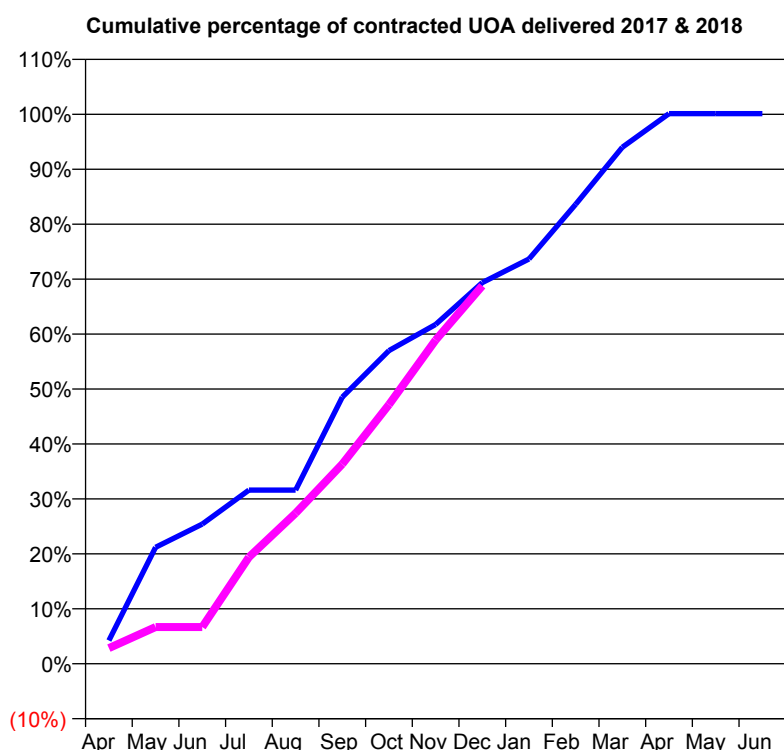
* Figures in italics indicate that the base number is less than 100.

Q69 - Vital Signs Orthodontic At a Glance Contract Report for 169110/0014 - December 2017

Name or company name	Dentalign Orthodontics LLP
Contract type name	PDS Contract
Purpose of contract	Orthodontic
Contract start date	01/04/2013
Contract end date	31/03/2018

17/18 Contracted general activity (UDA)	0
Carry forward general activity (UDA)	0
17/18 Contracted orthodontic activity (UOA)	4,468
Carry forward orthodontic activity (UOA)	0
Baseline contract value	£286,747.99

ACCESS	Contract	England and Wales
24 month ratio of assessments to patient IDs	1.07	1.09

ACTIVITY


Month	Adjusted Scheduled Activity (UOA)	
	2017	2018
April	189	127
May	947	299
June	1,136	299
July	1,412	867
August	1,412	1,225
September	2,168	1,624
October	2,546	2,107
November	2,759	2,632
December	3,099	3,073
January	3,291	
February	3,736	
March	4,200	
April	4,473	
May	4,473	
June	4,473	

QUALITY	Contract Quantity	Contract Base Number	Contract *	Region	England
% of all assessments that were assess and fit appliances (rolling 12 month period)	212	239	88.7%	61.9%	58.6%
% of all assessments that were assess and refuse (rolling 12 month period)	19	239	7.9%	9.9%	11.3%
% of all assessments that were assess and review (rolling 12 month period)	8	239	3.3%	28.2%	30.0%
% of terminated courses where treatment was abandoned or discontinued (rolling 12 month period)	6	171	3.5%	7.3%	7.4%
% of completed treatments indicating that PAR score was taken (year to date)	42	117	35.9%	67.6%	64.3%
Rate of removable appliances per 100 fixed appliances - proposed treatment (rolling 12 month period)	11	404	2.72	4.62	5.53
Rate of removable appliances per 100 fixed appliances - completed treatment (rolling 12 month period)	0	4	0.00	3.88	4.60
% of courses of treatment with removable appliances only - proposed treatment (rolling 12 month period)	1	212	0.5%	1.6%	1.9%
% of courses of treatment with removable appliances only - completed treatment (rolling 12 month period)	0	165	0.0%	1.5%	1.4%
% of patients satisfied with the treatment they have received (rolling 12 month period)	5	5	100.0%	96.1%	95.9%

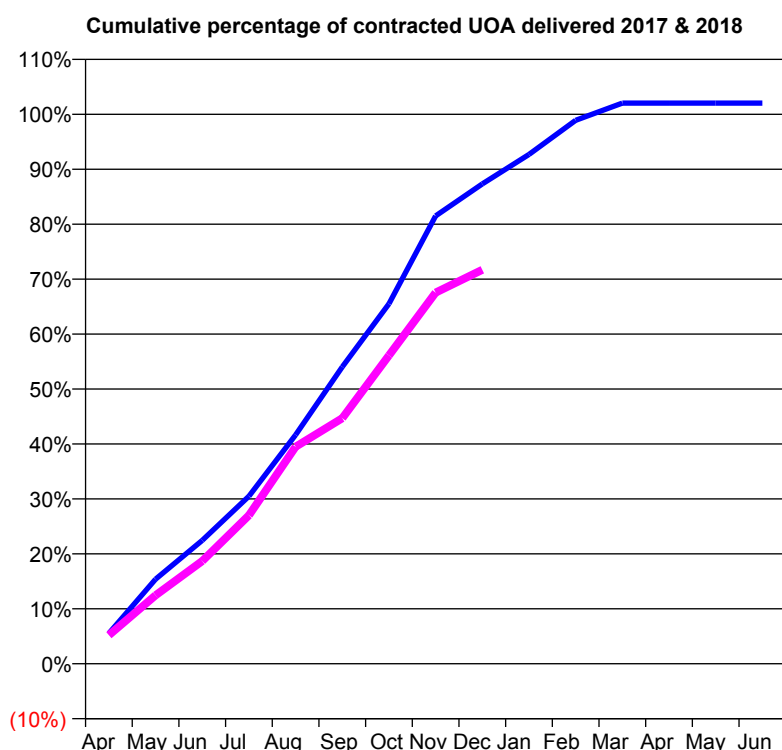
* Figures in italics indicate that the base number is less than 100.

Q69 - Vital Signs Orthodontic At a Glance Contract Report for 180750/0001 - December 2017

Name or company name	MR AL DAVEY AND MR N OROLOGA
Contract type name	PDS Contract
Purpose of contract	Orthodontic
Contract start date	01/01/2014
Contract end date	31/03/2018

17/18 Contracted general activity (UDA)	0
Carry forward general activity (UDA)	0
17/18 Contracted orthodontic activity (UOA)	2,021
Carry forward orthodontic activity (UOA)	0
Baseline contract value	£129,722.62

ACCESS	Contract	England and Wales
24 month ratio of assessments to patient IDs	1.09	1.09

ACTIVITY


Month	Adjusted Scheduled Activity (UOA)	
	2017	2018
April	112	105
May	311	252
June	454	378
July	616	546
August	842	798
September	1,092	903
October	1,324	1,134
November	1,647	1,365
December	1,765	1,449
January	1,873	
February	1,999	
March	2,062	
April	2,062	
May	2,062	
June	2,062	

QUALITY	Contract Quantity	Contract Base Number	Contract *	Region	England
% of all assessments that were assess and fit appliances (rolling 12 month period)	82	106	77.4%	61.9%	58.6%
% of all assessments that were assess and refuse (rolling 12 month period)	0	106	0.0%	9.9%	11.3%
% of all assessments that were assess and review (rolling 12 month period)	24	106	22.6%	28.2%	30.0%
% of terminated courses where treatment was abandoned or discontinued (rolling 12 month period)	0	147	0.0%	7.3%	7.4%
% of completed treatments indicating that PAR score was taken (year to date)	118	118	100.0%	67.6%	64.3%
Rate of removable appliances per 100 fixed appliances - proposed treatment (rolling 12 month period)	0	164	0.00	4.62	5.53
Rate of removable appliances per 100 fixed appliances - completed treatment (rolling 12 month period)	1	292	0.34	3.88	4.60
% of courses of treatment with removable appliances only - proposed treatment (rolling 12 month period)	0	82	0.0%	1.6%	1.9%
% of courses of treatment with removable appliances only - completed treatment (rolling 12 month period)	0	147	0.0%	1.5%	1.4%
% of patients satisfied with the treatment they have received (rolling 12 month period)	5	6	83.3%	96.1%	95.9%

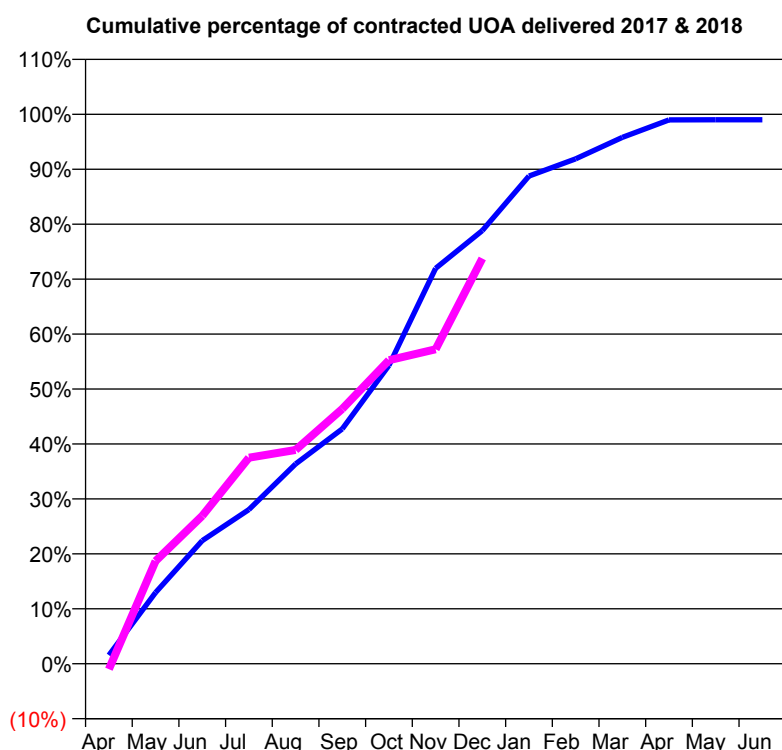
* Figures in italics indicate that the base number is less than 100.

Q69 - Vital Signs Orthodontic At a Glance Contract Report for 183164/0001 - December 2017

Name or company name	Smiles Better Orthodontics Ltd
Contract type name	PDS Contract
Purpose of contract	Orthodontic
Contract start date	01/04/2010
Contract end date	31/03/2018

17/18 Contracted general activity (UDA)	0
Carry forward general activity (UDA)	0
17/18 Contracted orthodontic activity (UOA)	6,736
Carry forward orthodontic activity (UOA)	68
Baseline contract value	£432,365.96

ACCESS	Contract	England and Wales
24 month ratio of assessments to patient IDs	1.09	1.09

ACTIVITY


Month	Adjusted Scheduled Activity (UOA)	
	2017	2018
April	105	-68
May	874	1,259
June	1,509	1,814
July	1,890	2,526
August	2,449	2,621
September	2,879	3,125
October	3,658	3,722
November	4,847	3,855
December	5,310	4,968
January	5,979	
February	6,189	
March	6,453	
April	6,666	
May	6,668	
June	6,668	

QUALITY	Contract Quantity	Contract Base Number	Contract *	Region	England
% of all assessments that were assess and fit appliances (rolling 12 month period)	282	784	36.0%	61.9%	58.6%
% of all assessments that were assess and refuse (rolling 12 month period)	139	784	17.7%	9.9%	11.3%
% of all assessments that were assess and review (rolling 12 month period)	363	784	46.3%	28.2%	30.0%
% of terminated courses where treatment was abandoned or discontinued (rolling 12 month period)	13	284	4.6%	7.3%	7.4%
% of completed treatments indicating that PAR score was taken (year to date)	75	185	40.5%	67.6%	64.3%
Rate of removable appliances per 100 fixed appliances - proposed treatment (rolling 12 month period)	20	517	3.87	4.62	5.53
Rate of removable appliances per 100 fixed appliances - completed treatment (rolling 12 month period)	13	482	2.70	3.88	4.60
% of courses of treatment with removable appliances only - proposed treatment (rolling 12 month period)	2	282	0.7%	1.6%	1.9%
% of courses of treatment with removable appliances only - completed treatment (rolling 12 month period)	1	271	0.4%	1.5%	1.4%
% of patients satisfied with the treatment they have received (rolling 12 month period)	7	9	77.8%	96.1%	95.9%

* Figures in italics indicate that the base number is less than 100.

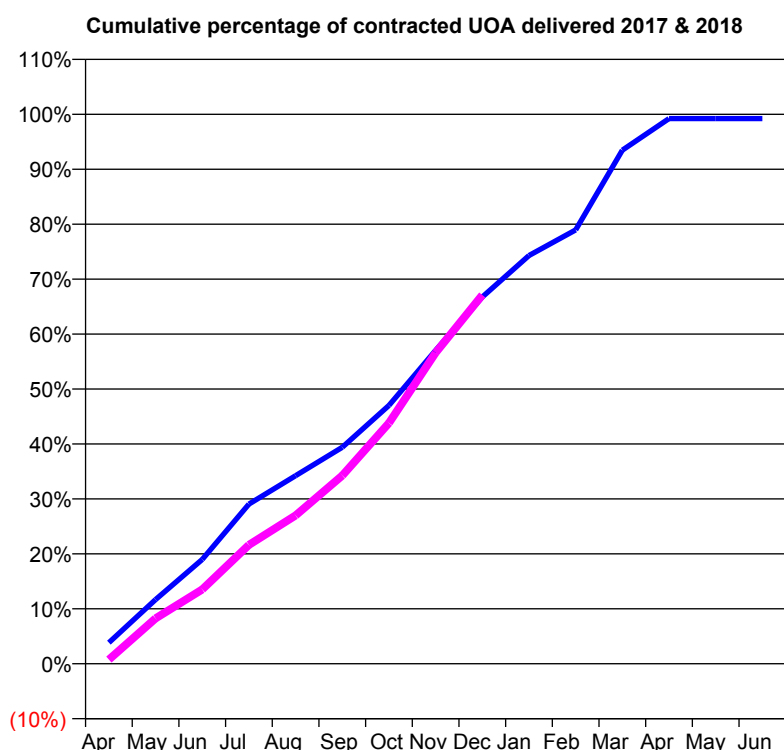
Q69 - Vital Signs Orthodontic At a Glance Contract Report for 184241/0001 - December 2017

Name or company name	Newbury Orthodontic Centre
Contract type name	PDS Contract
Purpose of contract	Orthodontic
Contract start date	01/11/2015
Contract end date	31/03/2018

17/18 Contracted general activity (UDA)	0
Carry forward general activity (UDA)	0
17/18 Contracted orthodontic activity (UOA)	11,631
Carry forward orthodontic activity (UOA)	93
Baseline contract value	£746,517.11

ACCESS	Contract	England and Wales
--------	----------	-------------------

24 month ratio of assessments to patient IDs	1.07	1.09
--	------	------

ACTIVITY


Month	Adjusted Scheduled Activity (UOA)	
	2017	2018
April	448	88
May	1,359	961
June	2,208	1,573
July	3,381	2,516
August	3,982	3,139
September	4,583	3,983
October	5,468	5,096
November	6,636	6,585
December	7,763	7,806
January	8,641	
February	9,184	
March	10,871	
April	11,539	
May	11,539	
June	11,539	

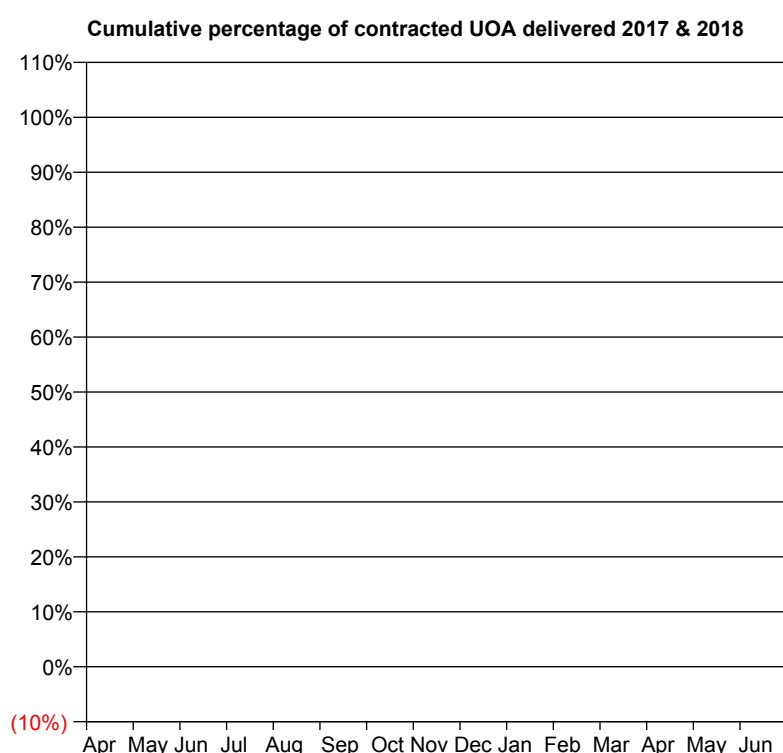
QUALITY	Contract Quantity	Contract Base Number	Contract *	Region	England
% of all assessments that were assess and fit appliances (rolling 12 month period)	543	1,001	54.2%	61.9%	58.6%
% of all assessments that were assess and refuse (rolling 12 month period)	208	1,001	20.8%	9.9%	11.3%
% of all assessments that were assess and review (rolling 12 month period)	250	1,001	25.0%	28.2%	30.0%
% of terminated courses where treatment was abandoned or discontinued (rolling 12 month period)	17	497	3.4%	7.3%	7.4%
% of completed treatments indicating that PAR score was taken (year to date)	332	362	91.7%	67.6%	64.3%
Rate of removable appliances per 100 fixed appliances - proposed treatment (rolling 12 month period)	38	1,006	3.78	4.62	5.53
Rate of removable appliances per 100 fixed appliances - completed treatment (rolling 12 month period)	27	936	2.88	3.88	4.60
% of courses of treatment with removable appliances only - proposed treatment (rolling 12 month period)	11	543	2.0%	1.6%	1.9%
% of courses of treatment with removable appliances only - completed treatment (rolling 12 month period)	12	480	2.5%	1.5%	1.4%
% of patients satisfied with the treatment they have received (rolling 12 month period)	23	24	95.8%	96.1%	95.9%

* Figures in italics indicate that the base number is less than 100.

Q69 - Vital Signs Orthodontic At a Glance Contract Report for 186201/0001 - December 2017

Name or company name	Perfect Smile Bracknell Limited	17/18 Contracted general activity (UDA)	48,508
Contract type name	GDS Contract	Carry forward general activity (UDA)	1,856
Purpose of contract	General	17/18 Contracted orthodontic activity (UOA)	0
Contract start date	01/11/2014	Carry forward orthodontic activity (UOA)	0
Contract end date		Baseline contract value	£1,219,032.85

ACCESS	Contract	England and Wales
24 month ratio of assessments to patient IDs	1.00	1.09

ACTIVITY


Adjusted Scheduled Activity (UOA)		
Month	2017	2018
April	0	0
May	0	1
June	0	1
July	0	2
August	0	3
September	0	3
October	0	3
November	0	4
December	0	4
January	21	
February	21	
March	21	
April	22	
May	22	
June	22	

QUALITY

	Contract Quantity	Contract Base Number	Contract *	Region	England
% of all assessments that were assess and fit appliances (rolling 12 month period)	1	6	16.7%	61.9%	58.6%
% of all assessments that were assess and refuse (rolling 12 month period)	2	6	33.3%	9.9%	11.3%
% of all assessments that were assess and review (rolling 12 month period)	3	6	50.0%	28.2%	30.0%
% of terminated courses where treatment was abandoned or discontinued (rolling 12 month period)	0	1	0.0%	7.3%	7.4%
% of completed treatments indicating that PAR score was taken (year to date)	1	1	100.0%	67.6%	64.3%
Rate of removable appliances per 100 fixed appliances - proposed treatment (rolling 12 month period)	0	0	N/A	4.62	5.53
Rate of removable appliances per 100 fixed appliances - completed treatment (rolling 12 month period)	0	2	0.00	3.88	4.60
% of courses of treatment with removable appliances only - proposed treatment (rolling 12 month period)	0	1	0.0%	1.6%	1.9%
% of courses of treatment with removable appliances only - completed treatment (rolling 12 month period)	0	1	0.0%	1.5%	1.4%
% of patients satisfied with the treatment they have received (rolling 12 month period)	0	0	N/A	96.1%	95.9%

* Figures in italics indicate that the base number is less than 100.

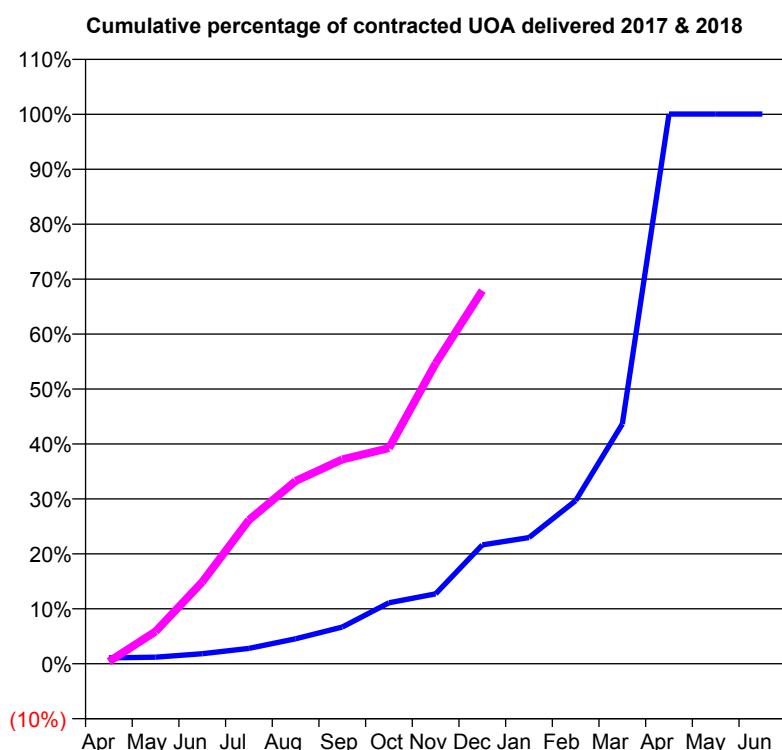
Q69 - Vital Signs Orthodontic At a Glance Contract Report for 186872/0004 - December 2017

Name or company name	ORTHOWORLD 2000 LTD
Contract type name	PDS Contract
Purpose of contract	Orthodontic
Contract start date	01/04/2006
Contract end date	31/03/2018

17/18 Contracted general activity (UDA)	0
Carry forward general activity (UDA)	0
17/18 Contracted orthodontic activity (UOA)	5,323
Carry forward orthodontic activity (UOA)	0
Baseline contract value	£341,669.24

ACCESS

	Contract	England and Wales
24 month ratio of assessments to patient IDs	1.34	1.09

ACTIVITY


Month	Adjusted Scheduled Activity (UOA)	
	2017	2018
April	58	21
May	64	313
June	97	793
July	149	1,393
August	242	1,770
September	356	1,980
October	591	2,090
November	677	2,909
December	1,152	3,615
January	1,222	
February	1,581	
March	2,323	
April	5,325	
May	5,325	
June	5,325	

QUALITY

	Contract Quantity	Contract Base Number	Contract *	Region	England
% of all assessments that were assess and fit appliances (rolling 12 month period)	346	870	39.8%	61.9%	58.6%
% of all assessments that were assess and refuse (rolling 12 month period)	50	870	5.7%	9.9%	11.3%
% of all assessments that were assess and review (rolling 12 month period)	474	870	54.5%	28.2%	30.0%
% of terminated courses where treatment was abandoned or discontinued (rolling 12 month period)	51	290	17.6%	7.3%	7.4%
% of completed treatments indicating that PAR score was taken (year to date)	103	210	49.0%	67.6%	64.3%
Rate of removable appliances per 100 fixed appliances - proposed treatment (rolling 12 month period)	0	676	0.00	4.62	5.53
Rate of removable appliances per 100 fixed appliances - completed treatment (rolling 12 month period)	36	450	8.00	3.88	4.60
% of courses of treatment with removable appliances only - proposed treatment (rolling 12 month period)	0	346	0.0%	1.6%	1.9%
% of courses of treatment with removable appliances only - completed treatment (rolling 12 month period)	0	239	0.0%	1.5%	1.4%
% of patients satisfied with the treatment they have received (rolling 12 month period)	11	12	91.7%	96.1%	95.9%

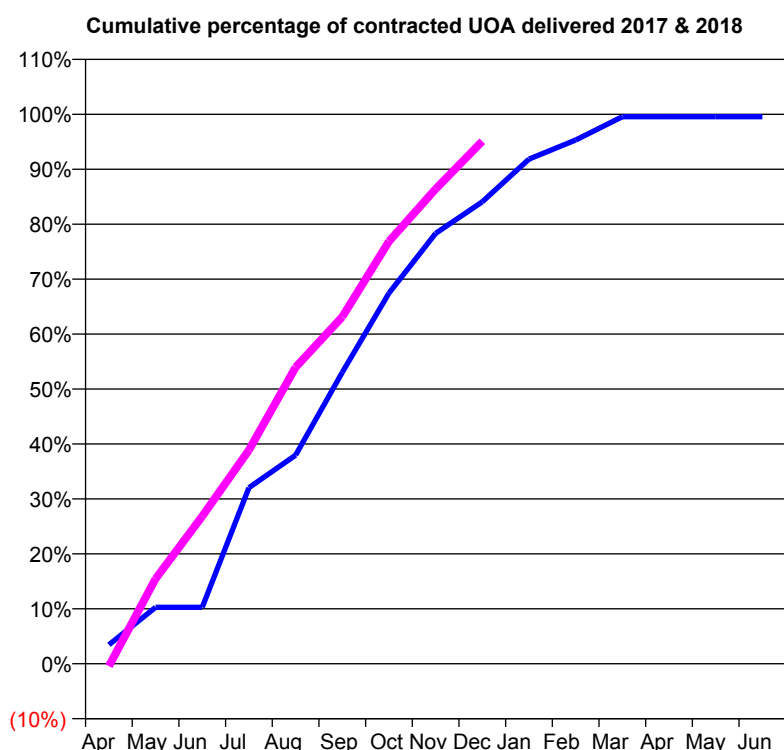
* Figures in italics indicate that the base number is less than 100.

Q69 - Vital Signs Orthodontic At a Glance Contract Report for 193607/0001 - December 2017

Name or company name	Witney Brace Place
Contract type name	PDS Contract
Purpose of contract	Orthodontic
Contract start date	12/12/2011
Contract end date	31/03/2018

17/18 Contracted general activity (UDA)	0
Carry forward general activity (UDA)	0
17/18 Contracted orthodontic activity (UOA)	6,487
Carry forward orthodontic activity (UOA)	29
Baseline contract value	£416,383.31

ACCESS	Contract	England and Wales
24 month ratio of assessments to patient IDs	1.15	1.09

ACTIVITY


Month	Adjusted Scheduled Activity (UOA)	
	2017	2018
April	225	-29
May	666	1,003
June	666	1,742
July	2,078	2,523
August	2,463	3,501
September	3,441	4,095
October	4,375	4,987
November	5,081	5,605
December	5,454	6,169
January	5,957	
February	6,182	
March	6,458	
April	6,458	
May	6,458	
June	6,458	

QUALITY	Contract Quantity	Contract Base Number	Contract *	Region	England
% of all assessments that were assess and fit appliances (rolling 12 month period)	310	1,070	29.0%	61.9%	58.6%
% of all assessments that were assess and refuse (rolling 12 month period)	149	1,070	13.9%	9.9%	11.3%
% of all assessments that were assess and review (rolling 12 month period)	611	1,070	57.1%	28.2%	30.0%
% of terminated courses where treatment was abandoned or discontinued (rolling 12 month period)	9	283	3.2%	7.3%	7.4%
% of completed treatments indicating that PAR score was taken (year to date)	0	207	0.0%	67.6%	64.3%
Rate of removable appliances per 100 fixed appliances - proposed treatment (rolling 12 month period)	6	526	1.14	4.62	5.53
Rate of removable appliances per 100 fixed appliances - completed treatment (rolling 12 month period)	3	411	0.73	3.88	4.60
% of courses of treatment with removable appliances only - proposed treatment (rolling 12 month period)	3	310	1.0%	1.6%	1.9%
% of courses of treatment with removable appliances only - completed treatment (rolling 12 month period)	3	274	1.1%	1.5%	1.4%
% of patients satisfied with the treatment they have received (rolling 12 month period)	13	13	100.0%	96.1%	95.9%

* Figures in italics indicate that the base number is less than 100.

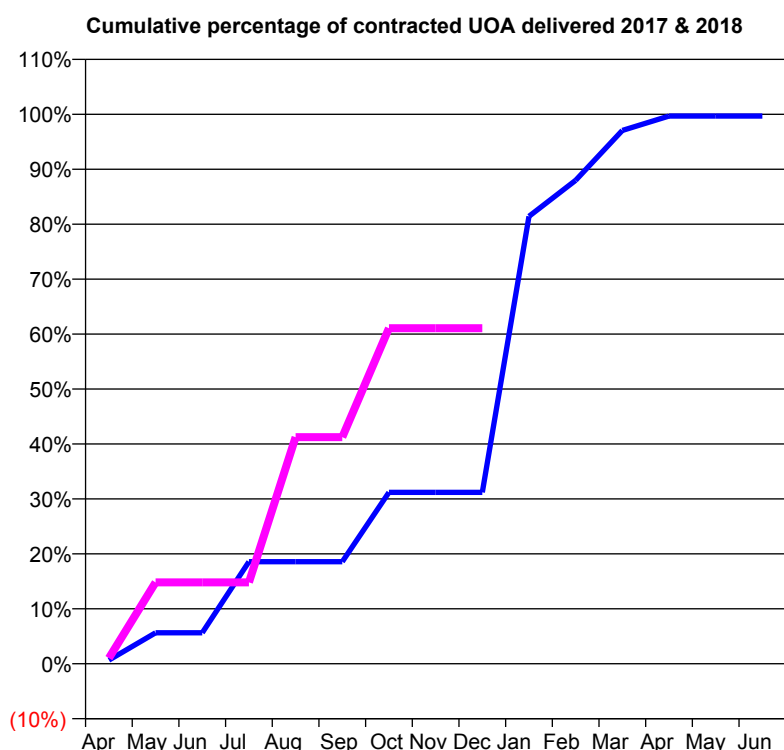
Q69 - Vital Signs Orthodontic At a Glance Contract Report for 195332/0001 - December 2017

Name or company name	Oxford Orthodontics Ltd
Contract type name	PDS Contract
Purpose of contract	Orthodontic
Contract start date	01/10/2015
Contract end date	31/03/2018

17/18 Contracted general activity (UDA)	0
Carry forward general activity (UDA)	0
17/18 Contracted orthodontic activity (UOA)	7,784
Carry forward orthodontic activity (UOA)	25
Baseline contract value	£499,634.29

ACCESS

	Contract	England and Wales
24 month ratio of assessments to patient IDs	1.03	1.09

ACTIVITY


Month	Adjusted Scheduled Activity (UOA)	
	2017	2018
April	52	80
May	439	1,154
June	439	1,154
July	1,446	1,154
August	1,446	3,210
September	1,446	3,210
October	2,428	4,753
November	2,428	4,753
December	2,428	4,753
January	6,338	
February	6,848	
March	7,554	
April	7,759	
May	7,759	
June	7,759	

QUALITY

	Contract Quantity	Contract Base Number	Contract *	Region	England
% of all assessments that were assess and fit appliances (rolling 12 month period)	461	965	47.8%	61.9%	58.6%
% of all assessments that were assess and refuse (rolling 12 month period)	191	965	19.8%	9.9%	11.3%
% of all assessments that were assess and review (rolling 12 month period)	313	965	32.4%	28.2%	30.0%
% of terminated courses where treatment was abandoned or discontinued (rolling 12 month period)	12	327	3.7%	7.3%	7.4%
% of completed treatments indicating that PAR score was taken (year to date)	24	132	18.2%	67.6%	64.3%
Rate of removable appliances per 100 fixed appliances - proposed treatment (rolling 12 month period)	22	906	2.43	4.62	5.53
Rate of removable appliances per 100 fixed appliances - completed treatment (rolling 12 month period)	2	602	0.33	3.88	4.60
% of courses of treatment with removable appliances only - proposed treatment (rolling 12 month period)	1	461	0.2%	1.6%	1.9%
% of courses of treatment with removable appliances only - completed treatment (rolling 12 month period)	2	315	0.6%	1.5%	1.4%
% of patients satisfied with the treatment they have received (rolling 12 month period)	18	18	100.0%	96.1%	95.9%

* Figures in italics indicate that the base number is less than 100.

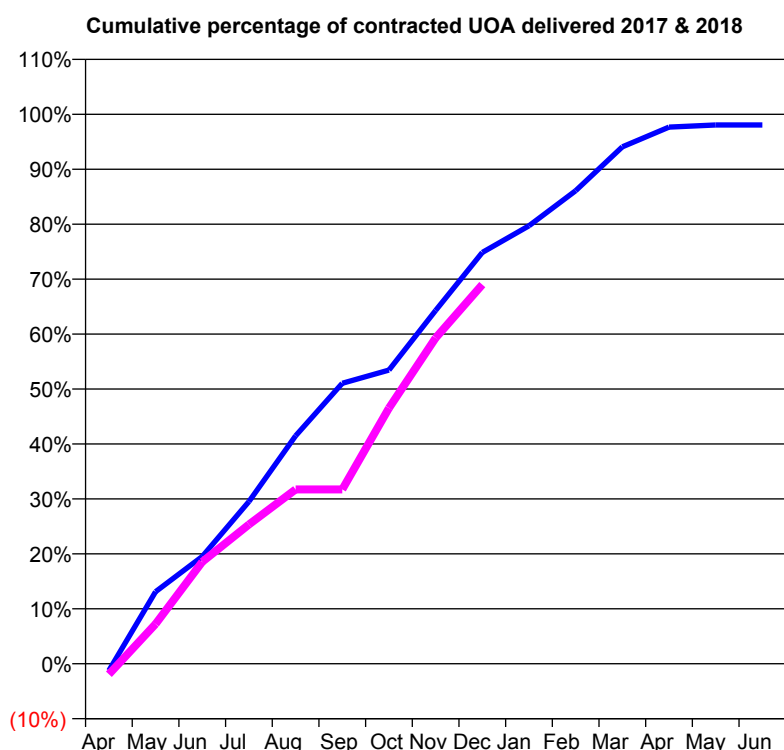
Q69 - Vital Signs Orthodontic At a Glance Contract Report for 196355/0003 - December 2017

Name or company name	Ortho-Tek Limited
Contract type name	PDS Contract
Purpose of contract	Orthodontic
Contract start date	01/04/2013
Contract end date	31/03/2018

17/18 Contracted general activity (UDA)	0
Carry forward general activity (UDA)	0
17/18 Contracted orthodontic activity (UOA)	5,265
Carry forward orthodontic activity (UOA)	102
Baseline contract value	£337,890.51

ACCESS

	Contract	England and Wales
24 month ratio of assessments to patient IDs	1.02	1.09

ACTIVITY


Month	Adjusted Scheduled Activity (UOA)	
	2017	2018
April	-66	-102
May	691	381
June	1,028	977
July	1,554	1,334
August	2,184	1,671
September	2,688	1,671
October	2,814	2,449
November	3,385	3,121
December	3,941	3,633
January	4,197	
February	4,533	
March	4,953	
April	5,142	
May	5,163	
June	5,163	

QUALITY

	Contract Quantity	Contract Base Number	Contract *	Region	England
% of all assessments that were assess and fit appliances (rolling 12 month period)	240	240	100.0%	61.9%	58.6%
% of all assessments that were assess and refuse (rolling 12 month period)	0	240	0.0%	9.9%	11.3%
% of all assessments that were assess and review (rolling 12 month period)	0	240	0.0%	28.2%	30.0%
% of terminated courses where treatment was abandoned or discontinued (rolling 12 month period)	8	212	3.8%	7.3%	7.4%
% of completed treatments indicating that PAR score was taken (year to date)	53	155	34.2%	67.6%	64.3%
Rate of removable appliances per 100 fixed appliances - proposed treatment (rolling 12 month period)	3	471	0.64	4.62	5.53
Rate of removable appliances per 100 fixed appliances - completed treatment (rolling 12 month period)	0	403	0.00	3.88	4.60
% of courses of treatment with removable appliances only - proposed treatment (rolling 12 month period)	2	240	0.8%	1.6%	1.9%
% of courses of treatment with removable appliances only - completed treatment (rolling 12 month period)	0	204	0.0%	1.5%	1.4%
% of patients satisfied with the treatment they have received (rolling 12 month period)	4	4	100.0%	96.1%	95.9%

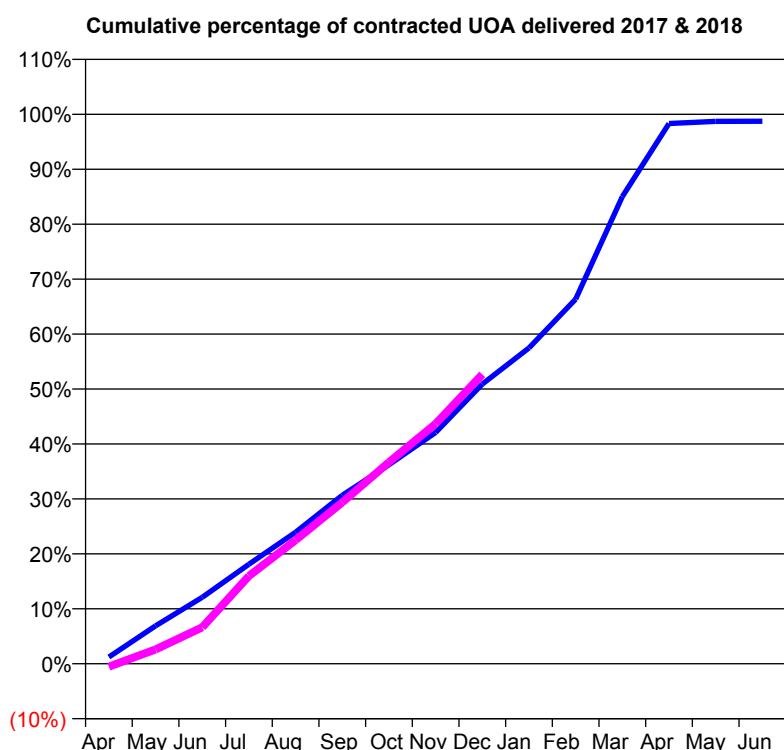
* Figures in italics indicate that the base number is less than 100.

Q69 - Vital Signs Orthodontic At a Glance Contract Report for 234249/0002 - December 2017

Name or company name	The Orthodontic Centre (Reading) Ltd
Contract type name	PDS Contract
Purpose of contract	Orthodontic
Contract start date	01/04/2013
Contract end date	31/03/2018

17/18 Contracted general activity (UDA)	0
Carry forward general activity (UDA)	0
17/18 Contracted orthodontic activity (UOA)	32,639
Carry forward orthodontic activity (UOA)	412
Baseline contract value	£2,094,812.44

ACCESS	Contract	England and Wales
24 month ratio of assessments to patient IDs	1.08	1.09

ACTIVITY


Month	Adjusted Scheduled Activity (UOA)	
	2017	2018
April	398	-180
May	2,256	855
June	3,952	2,166
July	5,909	5,214
August	7,813	7,350
September	10,005	9,586
October	11,818	11,971
November	13,737	14,253
December	16,614	17,195
January	18,758	
February	21,659	
March	27,750	
April	32,087	
May	32,219	
June	32,227	

QUALITY	Contract Quantity	Contract Base Number	Contract *	Region	England
% of all assessments that were assess and fit appliances (rolling 12 month period)	1,528	3,101	49.3%	61.9%	58.6%
% of all assessments that were assess and refuse (rolling 12 month period)	477	3,101	15.4%	9.9%	11.3%
% of all assessments that were assess and review (rolling 12 month period)	1,096	3,101	35.3%	28.2%	30.0%
% of terminated courses where treatment was abandoned or discontinued (rolling 12 month period)	53	1,231	4.3%	7.3%	7.4%
% of completed treatments indicating that PAR score was taken (year to date)	841	900	93.4%	67.6%	64.3%
Rate of removable appliances per 100 fixed appliances - proposed treatment (rolling 12 month period)	921	3,008	30.62	4.62	5.53
Rate of removable appliances per 100 fixed appliances - completed treatment (rolling 12 month period)	473	2,177	21.73	3.88	4.60
% of courses of treatment with removable appliances only - proposed treatment (rolling 12 month period)	22	1,528	1.4%	1.6%	1.9%
% of courses of treatment with removable appliances only - completed treatment (rolling 12 month period)	30	1,178	2.5%	1.5%	1.4%
% of patients satisfied with the treatment they have received (rolling 12 month period)	52	53	98.1%	96.1%	95.9%

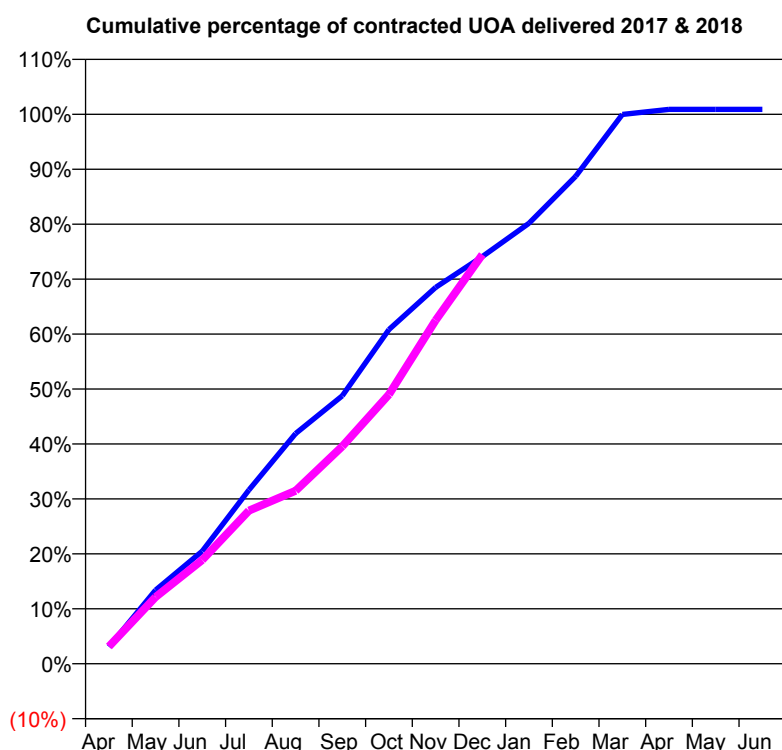
* Figures in italics indicate that the base number is less than 100.

Q69 - Vital Signs Orthodontic At a Glance Contract Report for 274895/0002 - December 2017

Name or company name	MR AL DAVEY
Contract type name	PDS Contract
Purpose of contract	Orthodontic
Contract start date	01/04/2006
Contract end date	31/03/2018

17/18 Contracted general activity (UDA)	0
Carry forward general activity (UDA)	0
17/18 Contracted orthodontic activity (UOA)	4,670
Carry forward orthodontic activity (UOA)	0
Baseline contract value	£299,754.90

ACCESS	Contract	England and Wales
24 month ratio of assessments to patient IDs	1.05	1.09

ACTIVITY


Month	Adjusted Scheduled Activity (UOA)	
	2017	2018
April	144	147
May	626	567
June	957	882
July	1,477	1,302
August	1,957	1,470
September	2,277	1,848
October	2,840	2,289
November	3,199	2,919
December	3,460	3,477
January	3,744	
February	4,143	
March	4,669	
April	4,711	
May	4,711	
June	4,711	

QUALITY	Contract Quantity	Contract Base Number	Contract *	Region	England
% of all assessments that were assess and fit appliances (rolling 12 month period)	223	268	83.2%	61.9%	58.6%
% of all assessments that were assess and refuse (rolling 12 month period)	0	268	0.0%	9.9%	11.3%
% of all assessments that were assess and review (rolling 12 month period)	45	268	16.8%	28.2%	30.0%
% of terminated courses where treatment was abandoned or discontinued (rolling 12 month period)	3	198	1.5%	7.3%	7.4%
% of completed treatments indicating that PAR score was taken (year to date)	160	160	100.0%	67.6%	64.3%
Rate of removable appliances per 100 fixed appliances - proposed treatment (rolling 12 month period)	0	446	0.00	4.62	5.53
Rate of removable appliances per 100 fixed appliances - completed treatment (rolling 12 month period)	0	390	0.00	3.88	4.60
% of courses of treatment with removable appliances only - proposed treatment (rolling 12 month period)	0	223	0.0%	1.6%	1.9%
% of courses of treatment with removable appliances only - completed treatment (rolling 12 month period)	0	195	0.0%	1.5%	1.4%
% of patients satisfied with the treatment they have received (rolling 12 month period)	11	11	100.0%	96.1%	95.9%

* Figures in italics indicate that the base number is less than 100.

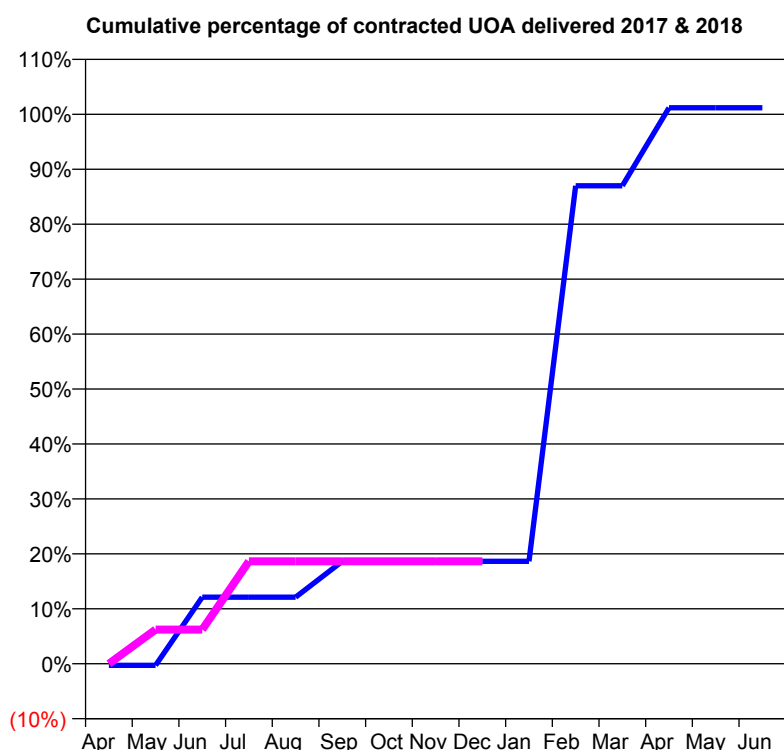
Q69 - Vital Signs Orthodontic At a Glance Contract Report for 321737/0001 - December 2017

Name or company name	MISS JA KESKA
Contract type name	PDS Contract
Purpose of contract	Orthodontic
Contract start date	01/04/2006
Contract end date	31/03/2018

17/18 Contracted general activity (UDA)	0
Carry forward general activity (UDA)	0
17/18 Contracted orthodontic activity (UOA)	338
Carry forward orthodontic activity (UOA)	0
Baseline contract value	£21,695.32

ACCESS

	Contract	England and Wales
24 month ratio of assessments to patient IDs	1.00	1.09

ACTIVITY


Month	Adjusted Scheduled Activity (UOA)	
	2017	2018
April	-1	0
May	-1	21
June	41	21
July	41	63
August	41	63
September	63	63
October	63	63
November	63	63
December	63	63
January	63	
February	294	
March	294	
April	342	
May	342	
June	342	

QUALITY

	Contract Quantity	Contract Base Number	Contract *	Region	England
% of all assessments that were assess and fit appliances (rolling 12 month period)	16	23	69.6%	61.9%	58.6%
% of all assessments that were assess and refuse (rolling 12 month period)	3	23	13.0%	9.9%	11.3%
% of all assessments that were assess and review (rolling 12 month period)	4	23	17.4%	28.2%	30.0%
% of terminated courses where treatment was abandoned or discontinued (rolling 12 month period)	0	25	0.0%	7.3%	7.4%
% of completed treatments indicating that PAR score was taken (year to date)	7	9	77.8%	67.6%	64.3%
Rate of removable appliances per 100 fixed appliances - proposed treatment (rolling 12 month period)	1	32	3.13	4.62	5.53
Rate of removable appliances per 100 fixed appliances - completed treatment (rolling 12 month period)	0	48	0.00	3.88	4.60
% of courses of treatment with removable appliances only - proposed treatment (rolling 12 month period)	0	16	0.0%	1.6%	1.9%
% of courses of treatment with removable appliances only - completed treatment (rolling 12 month period)	0	25	0.0%	1.5%	1.4%
% of patients satisfied with the treatment they have received (rolling 12 month period)	0	0	N/A	96.1%	95.9%

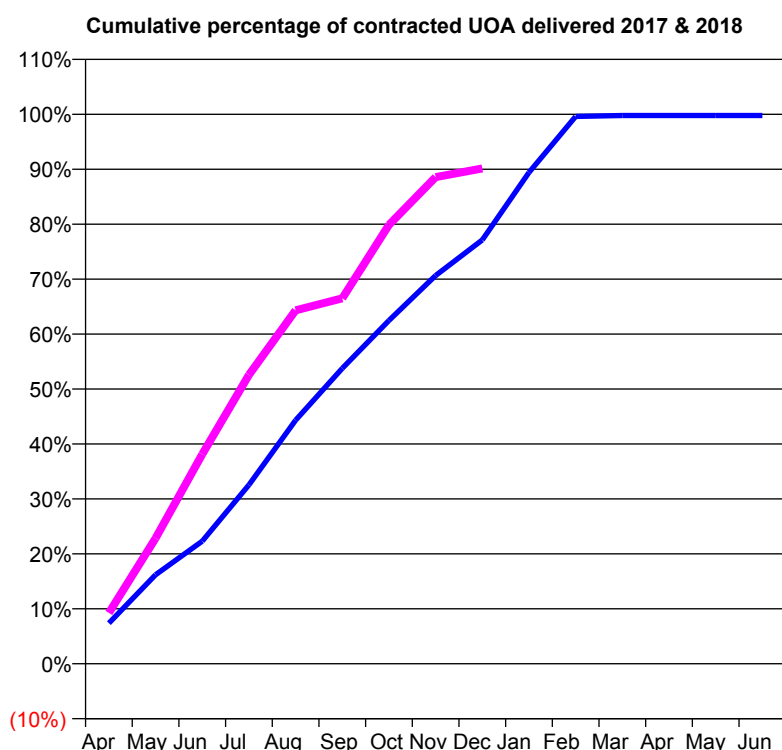
* Figures in italics indicate that the base number is less than 100.

Q69 - Vital Signs Orthodontic At a Glance Contract Report for 351458/0002 - December 2017

Name or company name	Temple Square Dental Ltd
Contract type name	PDS Contract
Purpose of contract	Orthodontic
Contract start date	01/04/2006
Contract end date	31/03/2018

17/18 Contracted general activity (UDA)	0
Carry forward general activity (UDA)	0
17/18 Contracted orthodontic activity (UOA)	2,940
Carry forward orthodontic activity (UOA)	7
Baseline contract value	£188,710.79

ACCESS	Contract	England and Wales
24 month ratio of assessments to patient IDs	1.03	1.09

ACTIVITY


Month	Adjusted Scheduled Activity (UOA)	
	2017	2018
April	217	272
May	476	672
June	656	1,121
July	957	1,546
August	1,303	1,891
September	1,581	1,955
October	1,837	2,348
November	2,077	2,604
December	2,268	2,650
January	2,629	
February	2,928	
March	2,933	
April	2,933	
May	2,933	
June	2,933	

QUALITY

QUALITY	Contract Quantity	Contract Base Number	Contract *	Region	England
% of all assessments that were assess and fit appliances (rolling 12 month period)	156	219	71.2%	61.9%	58.6%
% of all assessments that were assess and refuse (rolling 12 month period)	5	219	2.3%	9.9%	11.3%
% of all assessments that were assess and review (rolling 12 month period)	58	219	26.5%	28.2%	30.0%
% of terminated courses where treatment was abandoned or discontinued (rolling 12 month period)	5	151	3.3%	7.3%	7.4%
% of completed treatments indicating that PAR score was taken (year to date)	35	116	30.2%	67.6%	64.3%
Rate of removable appliances per 100 fixed appliances - proposed treatment (rolling 12 month period)	7	304	2.30	4.62	5.53
Rate of removable appliances per 100 fixed appliances - completed treatment (rolling 12 month period)	10	278	3.60	3.88	4.60
% of courses of treatment with removable appliances only - proposed treatment (rolling 12 month period)	2	156	1.3%	1.6%	1.9%
% of courses of treatment with removable appliances only - completed treatment (rolling 12 month period)	0	146	0.0%	1.5%	1.4%
% of patients satisfied with the treatment they have received (rolling 12 month period)	7	8	87.5%	96.1%	95.9%

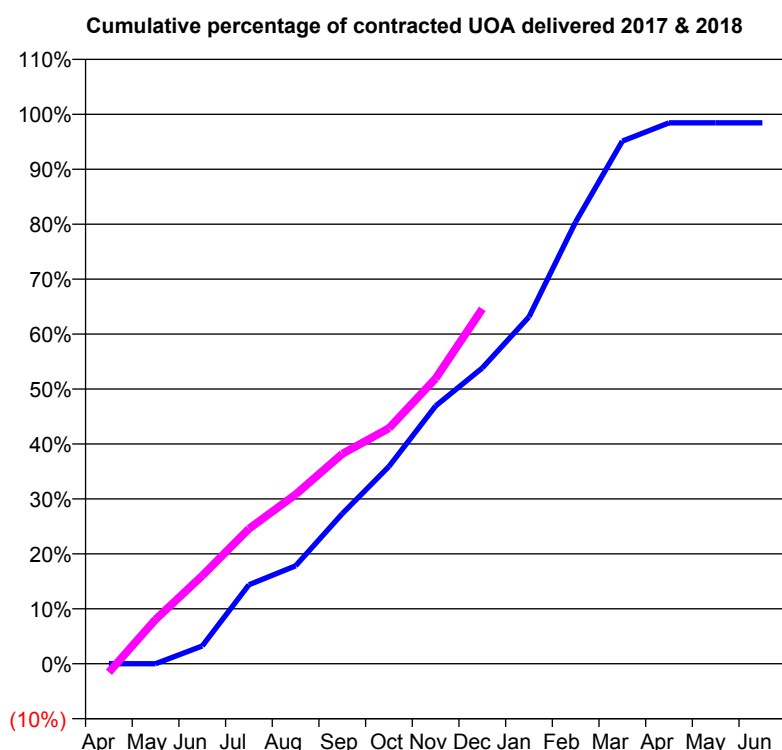
* Figures in italics indicate that the base number is less than 100.

Q69 - Vital Signs Orthodontic At a Glance Contract Report for 657131/0002 - December 2017

Name or company name	MR PO ILORI
Contract type name	PDS Contract
Purpose of contract	Orthodontic
Contract start date	01/04/2015
Contract end date	31/03/2018

17/18 Contracted general activity (UDA)	0
Carry forward general activity (UDA)	0
17/18 Contracted orthodontic activity (UOA)	19,286
Carry forward orthodontic activity (UOA)	303
Baseline contract value	£1,237,917.13

ACCESS	Contract	England and Wales
24 month ratio of assessments to patient IDs	1.06	1.09

ACTIVITY


Month	Adjusted Scheduled Activity (UOA)	
	2017	2018
April	0	-303
May	0	1,557
June	623	3,089
July	2,773	4,740
August	3,438	5,942
September	5,267	7,369
October	6,925	8,269
November	9,051	10,015
December	10,381	12,456
January	12,177	
February	15,506	
March	18,344	
April	18,983	
May	18,983	
June	18,983	

QUALITY	Contract Quantity	Contract Base Number	Contract *	Region	England
% of all assessments that were assess and fit appliances (rolling 12 month period)	977	1,906	51.3%	61.9%	58.6%
% of all assessments that were assess and refuse (rolling 12 month period)	18	1,906	0.9%	9.9%	11.3%
% of all assessments that were assess and review (rolling 12 month period)	911	1,906	47.8%	28.2%	30.0%
% of terminated courses where treatment was abandoned or discontinued (rolling 12 month period)	24	994	2.4%	7.3%	7.4%
% of completed treatments indicating that PAR score was taken (year to date)	701	768	91.3%	67.6%	64.3%
Rate of removable appliances per 100 fixed appliances - proposed treatment (rolling 12 month period)	2	1,936	0.10	4.62	5.53
Rate of removable appliances per 100 fixed appliances - completed treatment (rolling 12 month period)	0	1,931	0.00	3.88	4.60
% of courses of treatment with removable appliances only - proposed treatment (rolling 12 month period)	1	977	0.1%	1.6%	1.9%
% of courses of treatment with removable appliances only - completed treatment (rolling 12 month period)	0	970	0.0%	1.5%	1.4%
% of patients satisfied with the treatment they have received (rolling 12 month period)	30	31	96.8%	96.1%	95.9%

* Figures in italics indicate that the base number is less than 100.

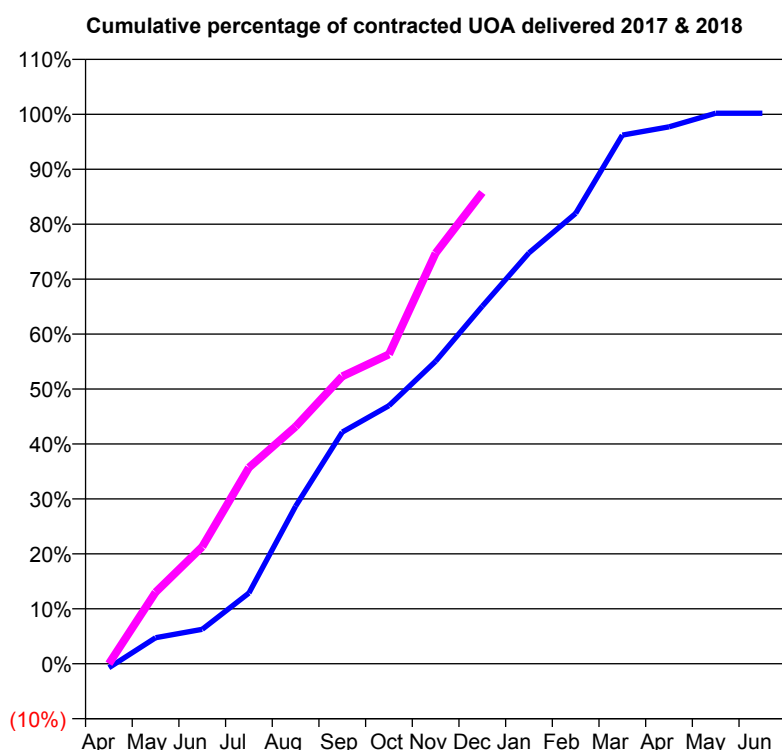
Q69 - Vital Signs Orthodontic At a Glance Contract Report for 754390/0001 - December 2017

Name or company name	MR MD NORTHWOOD
Contract type name	PDS Contract
Purpose of contract	Orthodontic
Contract start date	01/04/2006
Contract end date	31/03/2018

17/18 Contracted general activity (UDA)	0
Carry forward general activity (UDA)	0
17/18 Contracted orthodontic activity (UOA)	12,740
Carry forward orthodontic activity (UOA)	0
Baseline contract value	£817,746.77

ACCESS	Contract	England and Wales
--------	----------	-------------------

24 month ratio of assessments to patient IDs	1.46	1.09
--	------	------

ACTIVITY


Month	Adjusted Scheduled Activity (UOA)	
	2017	2018
April	-93	0
May	604	1,659
June	799	2,714
July	1,641	4,550
August	3,654	5,497
September	5,373	6,665
October	5,985	7,174
November	7,012	9,520
December	8,291	10,926
January	9,528	
February	10,441	
March	12,257	
April	12,447	
May	12,763	
June	12,764	

QUALITY	Contract Quantity	Contract Base Number	Contract *	Region	England
---------	-------------------	----------------------	------------	--------	---------

% of all assessments that were assess and fit appliances (rolling 12 month period)	672	2,107	31.9%	61.9%	58.6%
% of all assessments that were assess and refuse (rolling 12 month period)	232	2,107	11.0%	9.9%	11.3%
% of all assessments that were assess and review (rolling 12 month period)	1,203	2,107	57.1%	28.2%	30.0%
% of terminated courses where treatment was abandoned or discontinued (rolling 12 month period)	11	527	2.1%	7.3%	7.4%
% of completed treatments indicating that PAR score was taken (year to date)	370	388	95.4%	67.6%	64.3%
Rate of removable appliances per 100 fixed appliances - proposed treatment (rolling 12 month period)	37	1,319	2.81	4.62	5.53
Rate of removable appliances per 100 fixed appliances - completed treatment (rolling 12 month period)	13	1,007	1.29	3.88	4.60
% of courses of treatment with removable appliances only - proposed treatment (rolling 12 month period)	7	672	1.0%	1.6%	1.9%
% of courses of treatment with removable appliances only - completed treatment (rolling 12 month period)	4	516	0.8%	1.5%	1.4%
% of patients satisfied with the treatment they have received (rolling 12 month period)	22	22	100.0%	96.1%	95.9%

* Figures in italics indicate that the base number is less than 100.

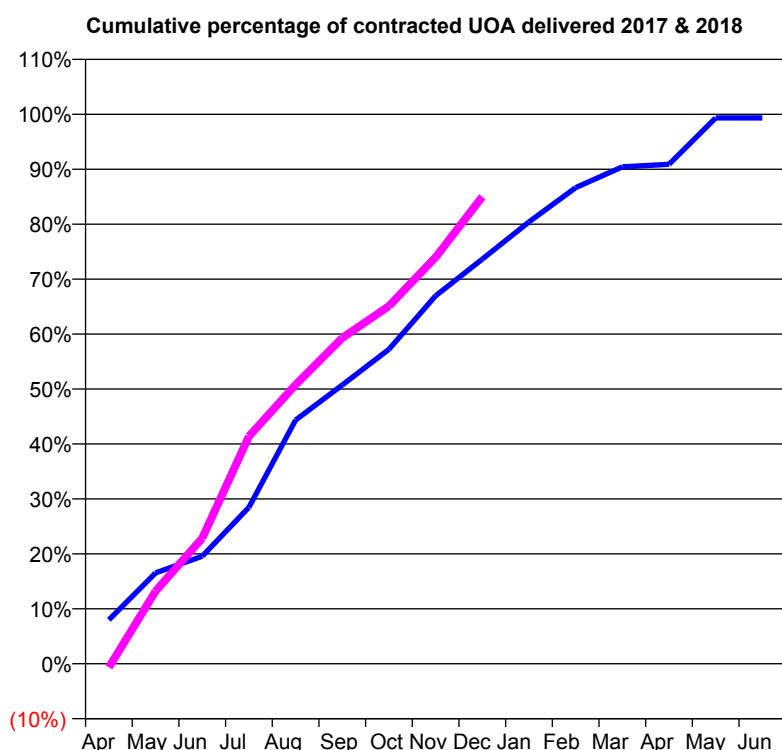
Q69 - Vital Signs Orthodontic At a Glance Contract Report for 754668/0001 - December 2017

Name or company name	MISS FM LEAHY
Contract type name	PDS Contract
Purpose of contract	Orthodontic
Contract start date	01/04/2006
Contract end date	31/03/2018

17/18 Contracted general activity (UDA)	0
Carry forward general activity (UDA)	0
17/18 Contracted orthodontic activity (UOA)	4,482
Carry forward orthodontic activity (UOA)	30
Baseline contract value	£287,687.67

ACCESS	Contract	England and Wales
---------------	-----------------	--------------------------

24 month ratio of assessments to patient IDs	1.20	1.09
--	------	------

ACTIVITY


Month	Adjusted Scheduled Activity (UOA)	
	2017	2018
April	358	-30
May	741	592
June	877	1,025
July	1,276	1,855
August	1,988	2,276
September	2,274	2,658
October	2,565	2,918
November	3,001	3,316
December	3,301	3,810
January	3,604	
February	3,884	
March	4,053	
April	4,074	
May	4,452	
June	4,453	

QUALITY

	Contract Quantity	Contract Base Number	Contract *	Region	England
% of all assessments that were assess and fit appliances (rolling 12 month period)	218	715	30.5%	61.9%	58.6%
% of all assessments that were assess and refuse (rolling 12 month period)	132	715	18.5%	9.9%	11.3%
% of all assessments that were assess and review (rolling 12 month period)	365	715	51.0%	28.2%	30.0%
% of terminated courses where treatment was abandoned or discontinued (rolling 12 month period)	4	203	2.0%	7.3%	7.4%
% of completed treatments indicating that PAR score was taken (year to date)	0	128	0.0%	67.6%	64.3%
Rate of removable appliances per 100 fixed appliances - proposed treatment (rolling 12 month period)	48	423	11.35	4.62	5.53
Rate of removable appliances per 100 fixed appliances - completed treatment (rolling 12 month period)	38	385	9.87	3.88	4.60
% of courses of treatment with removable appliances only - proposed treatment (rolling 12 month period)	6	218	2.8%	1.6%	1.9%
% of courses of treatment with removable appliances only - completed treatment (rolling 12 month period)	5	199	2.5%	1.5%	1.4%
% of patients satisfied with the treatment they have received (rolling 12 month period)	8	9	88.9%	96.1%	95.9%

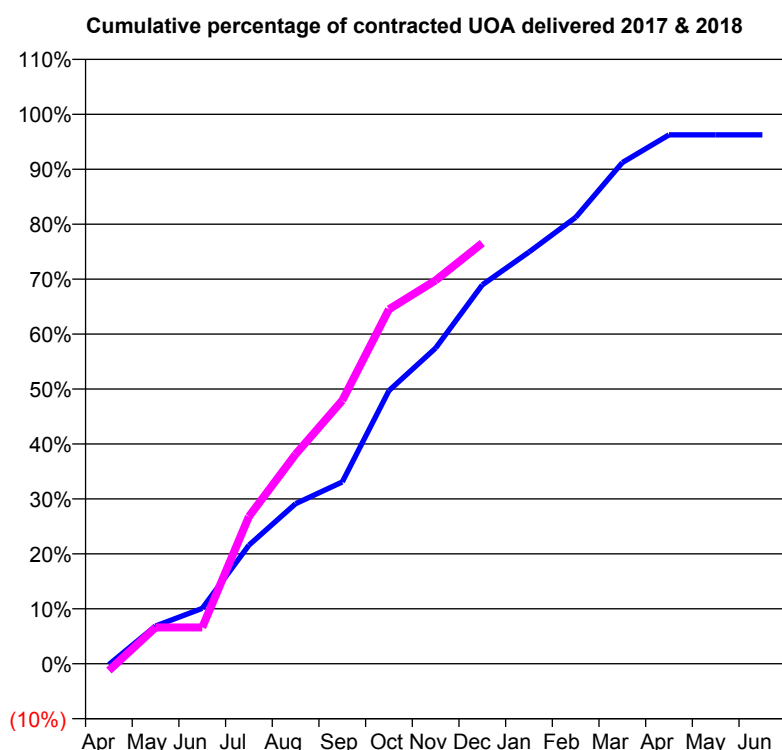
* Figures in italics indicate that the base number is less than 100.

Q69 - Vital Signs Orthodontic At a Glance Contract Report for 775215/0009 - December 2017

Name or company name	MR C PATEL
Contract type name	PDS Contract
Purpose of contract	Orthodontic
Contract start date	01/04/2013
Contract end date	31/03/2018

17/18 Contracted general activity (UDA)	0
Carry forward general activity (UDA)	0
17/18 Contracted orthodontic activity (UOA)	1,843
Carry forward orthodontic activity (UOA)	69
Baseline contract value	£118,317.83

ACCESS	Contract	England and Wales
24 month ratio of assessments to patient IDs	1.30	1.09

ACTIVITY


Month	Adjusted Scheduled Activity (UOA)	
	2017	2018
April	-3	-23
May	127	122
June	186	122
July	398	494
August	537	703
September	610	883
October	916	1,189
November	1,059	1,286
December	1,271	1,411
January	1,381	
February	1,497	
March	1,681	
April	1,774	
May	1,774	
June	1,774	

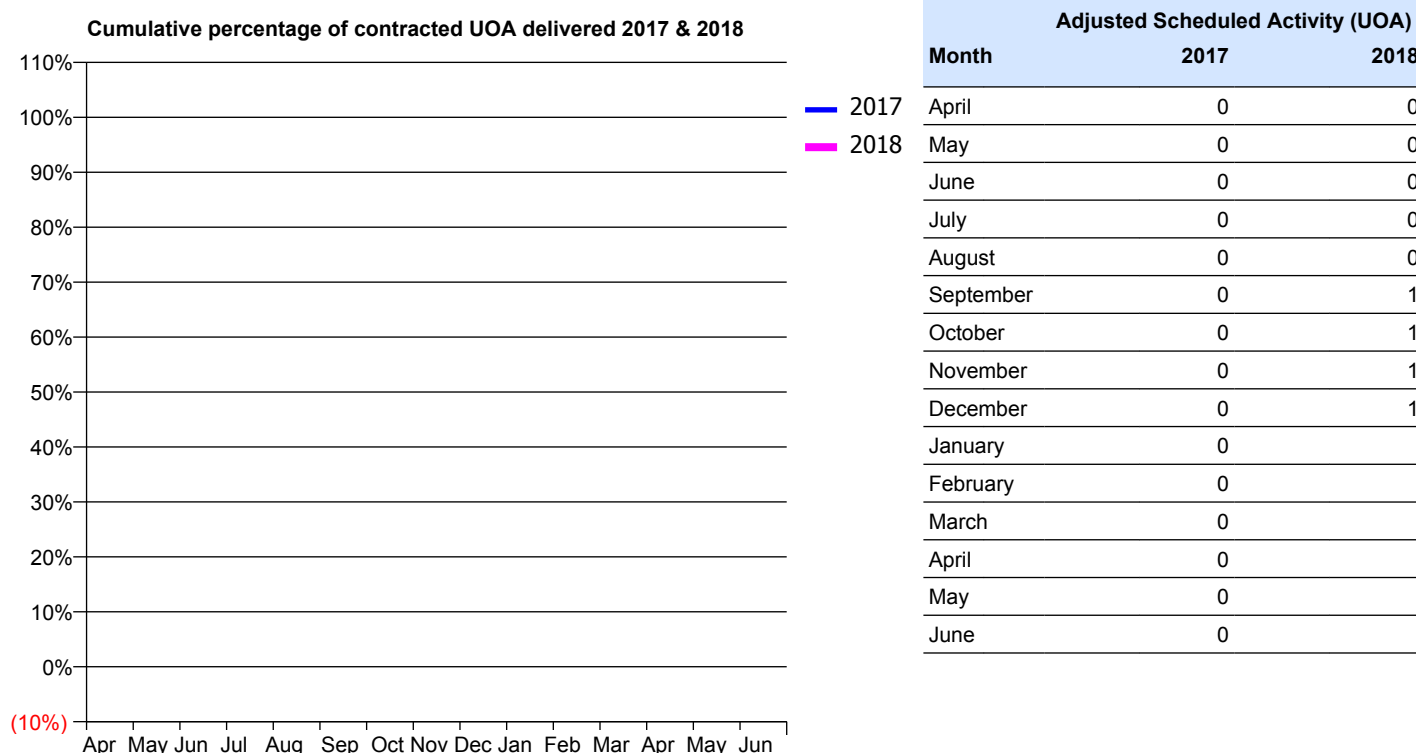
QUALITY	Contract Quantity	Contract Base Number	Contract *	Region	England
% of all assessments that were assess and fit appliances (rolling 12 month period)	86	263	32.7%	61.9%	58.6%
% of all assessments that were assess and refuse (rolling 12 month period)	39	263	14.8%	9.9%	11.3%
% of all assessments that were assess and review (rolling 12 month period)	138	263	52.5%	28.2%	30.0%
% of terminated courses where treatment was abandoned or discontinued (rolling 12 month period)	11	76	14.5%	7.3%	7.4%
% of completed treatments indicating that PAR score was taken (year to date)	56	57	98.2%	67.6%	64.3%
Rate of removable appliances per 100 fixed appliances - proposed treatment (rolling 12 month period)	0	0	N/A	4.62	5.53
Rate of removable appliances per 100 fixed appliances - completed treatment (rolling 12 month period)	0	4	0.00	3.88	4.60
% of courses of treatment with removable appliances only - proposed treatment (rolling 12 month period)	0	86	0.0%	1.6%	1.9%
% of courses of treatment with removable appliances only - completed treatment (rolling 12 month period)	0	65	0.0%	1.5%	1.4%
% of patients satisfied with the treatment they have received (rolling 12 month period)	7	7	100.0%	96.1%	95.9%

* Figures in italics indicate that the base number is less than 100.

Q69 - Vital Signs Orthodontic At a Glance Contract Report for 789429/0001 - December 2017

Name or company name	MRS A SIDHU	17/18 Contracted general activity (UDA)	14,000
Contract type name	GDS Contract	Carry forward general activity (UDA)	124
Purpose of contract	General	17/18 Contracted orthodontic activity (UOA)	0
Contract start date	01/06/2009	Carry forward orthodontic activity (UOA)	0
Contract end date		Baseline contract value	£350,732.27

ACCESS	Contract	England and Wales
24 month ratio of assessments to patient IDs	1.00	1.09

ACTIVITY


QUALITY	Contract Quantity	Contract Base Number	Contract *	Region	England
% of all assessments that were assess and fit appliances (rolling 12 month period)	0	1	0.0%	61.9%	58.6%
% of all assessments that were assess and refuse (rolling 12 month period)	0	1	0.0%	9.9%	11.3%
% of all assessments that were assess and review (rolling 12 month period)	1	1	100.0%	28.2%	30.0%
% of terminated courses where treatment was abandoned or discontinued (rolling 12 month period)	0	0	N/A	7.3%	7.4%
% of completed treatments indicating that PAR score was taken (year to date)	0	0	N/A	67.6%	64.3%
Rate of removable appliances per 100 fixed appliances - proposed treatment (rolling 12 month period)	0	0	N/A	4.62	5.53
Rate of removable appliances per 100 fixed appliances - completed treatment (rolling 12 month period)	0	0	N/A	3.88	4.60
% of courses of treatment with removable appliances only - proposed treatment (rolling 12 month period)	0	0	N/A	1.6%	1.9%
% of courses of treatment with removable appliances only - completed treatment (rolling 12 month period)	0	0	N/A	1.5%	1.4%
% of patients satisfied with the treatment they have received (rolling 12 month period)	0	0	N/A	96.1%	95.9%

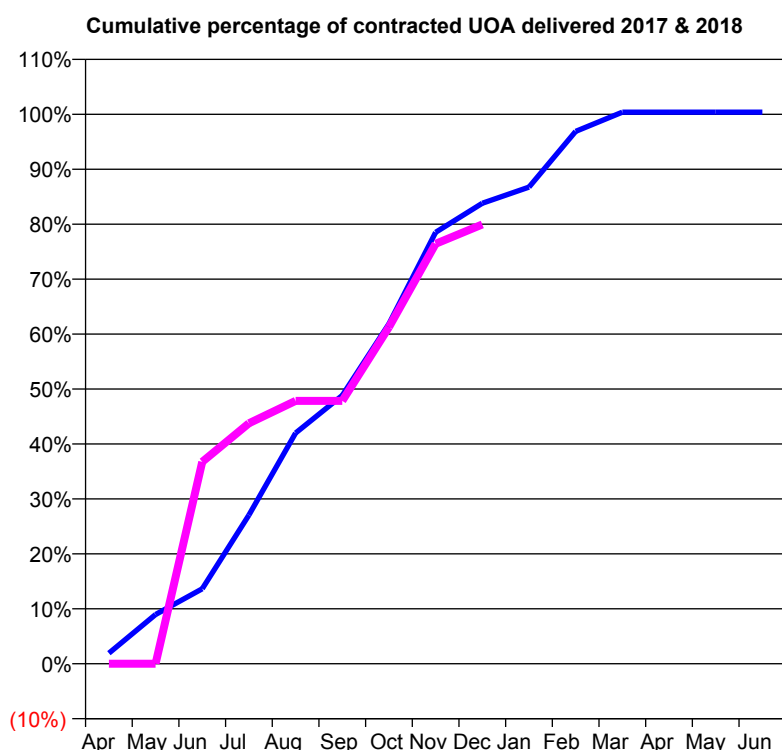
* Figures in italics indicate that the base number is less than 100.

Q69 - Vital Signs Orthodontic At a Glance Contract Report for 803480/0003 - December 2017

Name or company name	MR MY CHEUNG
Contract type name	PDS Contract
Purpose of contract	Orthodontic
Contract start date	01/04/2013
Contract end date	31/03/2018

17/18 Contracted general activity (UDA)	0
Carry forward general activity (UDA)	0
17/18 Contracted orthodontic activity (UOA)	3,599
Carry forward orthodontic activity (UOA)	0
Baseline contract value	£230,990.32

ACCESS	Contract	England and Wales
24 month ratio of assessments to patient IDs	1.01	1.09

ACTIVITY


Month	Adjusted Scheduled Activity (UOA)	
	2017	2018
April	69	0
May	323	0
June	491	1,323
July	974	1,575
August	1,511	1,722
September	1,758	1,722
October	2,227	2,205
November	2,826	2,751
December	3,016	2,877
January	3,122	
February	3,487	
March	3,613	
April	3,613	
May	3,613	
June	3,613	

QUALITY	Contract Quantity	Contract Base Number	Contract *	Region	England
% of all assessments that were assess and fit appliances (rolling 12 month period)	164	194	84.5%	61.9%	58.6%
% of all assessments that were assess and refuse (rolling 12 month period)	0	194	0.0%	9.9%	11.3%
% of all assessments that were assess and review (rolling 12 month period)	30	194	15.5%	28.2%	30.0%
% of terminated courses where treatment was abandoned or discontinued (rolling 12 month period)	6	119	5.0%	7.3%	7.4%
% of completed treatments indicating that PAR score was taken (year to date)	83	84	98.8%	67.6%	64.3%
Rate of removable appliances per 100 fixed appliances - proposed treatment (rolling 12 month period)	0	322	0.00	4.62	5.53
Rate of removable appliances per 100 fixed appliances - completed treatment (rolling 12 month period)	2	224	0.89	3.88	4.60
% of courses of treatment with removable appliances only - proposed treatment (rolling 12 month period)	0	164	0.0%	1.6%	1.9%
% of courses of treatment with removable appliances only - completed treatment (rolling 12 month period)	1	113	0.9%	1.5%	1.4%
% of patients satisfied with the treatment they have received (rolling 12 month period)	6	6	100.0%	96.1%	95.9%

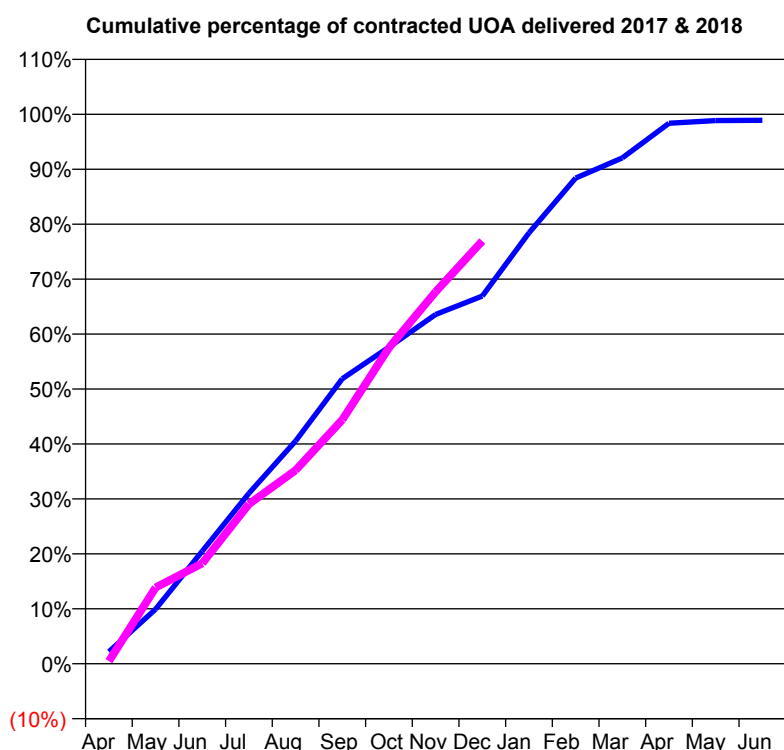
* Figures in italics indicate that the base number is less than 100.

Q69 - Vital Signs Orthodontic At a Glance Contract Report for 839175/0005 - December 2017

Name or company name	MR U BOSE
Contract type name	PDS Contract
Purpose of contract	Orthodontic
Contract start date	01/04/2013
Contract end date	31/03/2018

17/18 Contracted general activity (UDA)	0
Carry forward general activity (UDA)	0
17/18 Contracted orthodontic activity (UOA)	5,391
Carry forward orthodontic activity (UOA)	59
Baseline contract value	£346,035.29

ACCESS	Contract	England and Wales
24 month ratio of assessments to patient IDs	1.41	1.09

ACTIVITY


Month	Adjusted Scheduled Activity (UOA)	
	2017	2018
April	118	26
May	536	748
June	1,105	986
July	1,673	1,567
August	2,186	1,899
September	2,796	2,393
October	3,107	3,100
November	3,427	3,649
December	3,608	4,148
January	4,227	
February	4,765	
March	4,963	
April	5,303	
May	5,329	
June	5,332	

QUALITY	Contract Quantity	Contract Base Number	Contract *	Region	England
% of all assessments that were assess and fit appliances (rolling 12 month period)	305	508	60.0%	61.9%	58.6%
% of all assessments that were assess and refuse (rolling 12 month period)	13	508	2.6%	9.9%	11.3%
% of all assessments that were assess and review (rolling 12 month period)	190	508	37.4%	28.2%	30.0%
% of terminated courses where treatment was abandoned or discontinued (rolling 12 month period)	4	159	2.5%	7.3%	7.4%
% of completed treatments indicating that PAR score was taken (year to date)	82	109	75.2%	67.6%	64.3%
Rate of removable appliances per 100 fixed appliances - proposed treatment (rolling 12 month period)	3	347	0.86	4.62	5.53
Rate of removable appliances per 100 fixed appliances - completed treatment (rolling 12 month period)	0	0	N/A	3.88	4.60
% of courses of treatment with removable appliances only - proposed treatment (rolling 12 month period)	2	305	0.7%	1.6%	1.9%
% of courses of treatment with removable appliances only - completed treatment (rolling 12 month period)	0	155	0.0%	1.5%	1.4%
% of patients satisfied with the treatment they have received (rolling 12 month period)	7	8	87.5%	96.1%	95.9%

* Figures in italics indicate that the base number is less than 100.

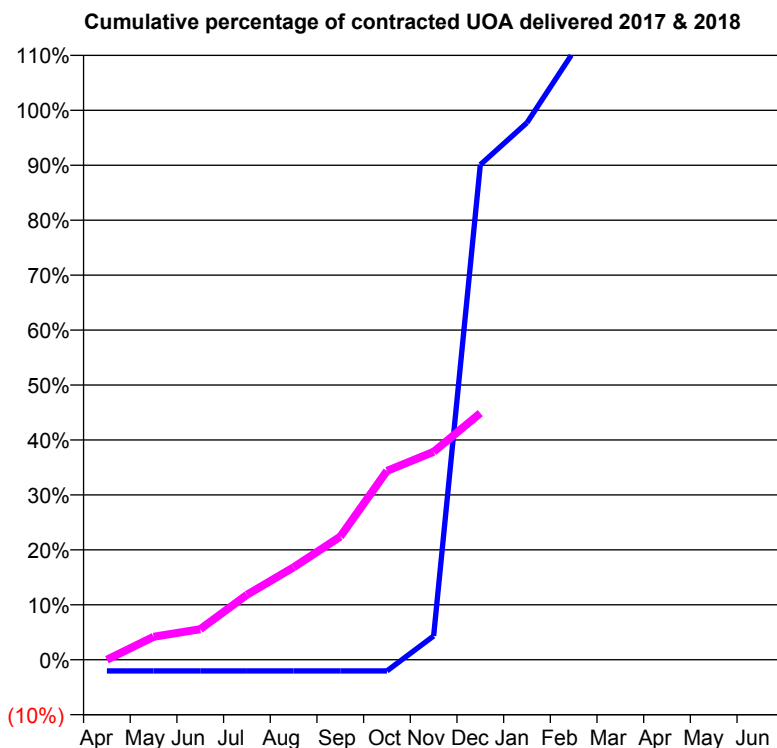
Q70 - Vital Signs Orthodontic At a Glance Contract Report for 101338/0091 - December 2017

Name or company name	Whitecross Dental Care Limited
Contract type name	PDS Contract
Purpose of contract	Orthodontic
Contract start date	20/07/2009
Contract end date	31/03/2018

17/18 Contracted general activity (UDA)	0
Carry forward general activity (UDA)	0
17/18 Contracted orthodontic activity (UOA)	3,017
Carry forward orthodontic activity (UOA)	0
Baseline contract value	£181,638.53

ACCESS

	Contract	England and Wales
24 month ratio of assessments to patient IDs	1.02	1.09

ACTIVITY


Month	Adjusted Scheduled Activity (UOA)	
	2017	2018
April	-62	0
May	-62	126
June	-62	168
July	-62	357
August	-62	508
September	-62	676
October	-62	1,037
November	131	1,142
December	2,718	1,354
January	2,949	
February	3,339	
March	3,423	
April	3,553	
May	3,574	
June	3,574	

QUALITY

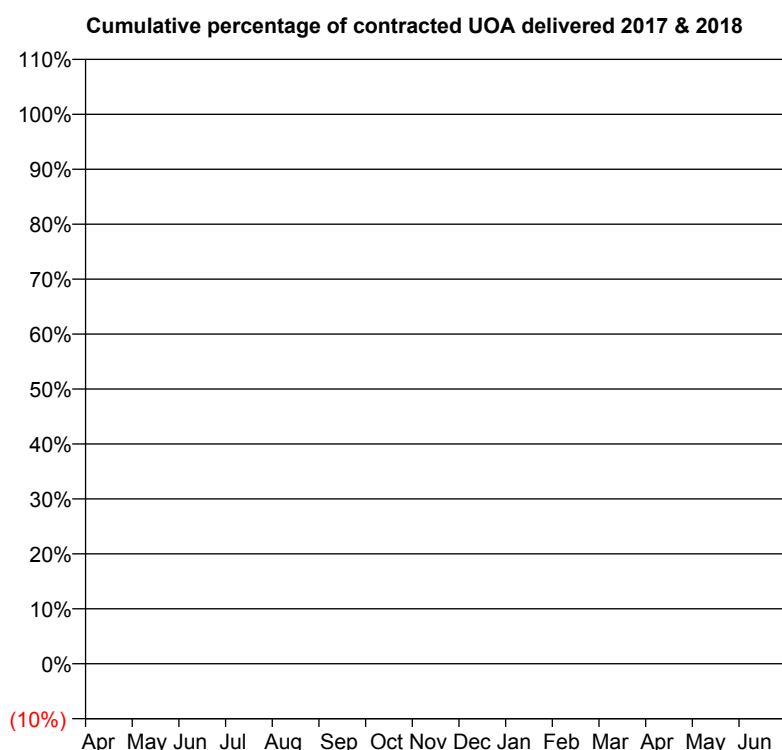
	Contract Quantity	Contract Base Number	Contract *	Region	England
% of all assessments that were assess and fit appliances (rolling 12 month period)	108	122	88.5%	61.9%	58.6%
% of all assessments that were assess and refuse (rolling 12 month period)	8	122	6.6%	9.9%	11.3%
% of all assessments that were assess and review (rolling 12 month period)	6	122	4.9%	28.2%	30.0%
% of terminated courses where treatment was abandoned or discontinued (rolling 12 month period)	25	203	12.3%	7.3%	7.4%
% of completed treatments indicating that PAR score was taken (year to date)	74	88	84.1%	67.6%	64.3%
Rate of removable appliances per 100 fixed appliances - proposed treatment (rolling 12 month period)	12	210	5.71	4.62	5.53
Rate of removable appliances per 100 fixed appliances - completed treatment (rolling 12 month period)	3	349	0.86	3.88	4.60
% of courses of treatment with removable appliances only - proposed treatment (rolling 12 month period)	2	108	1.9%	1.6%	1.9%
% of courses of treatment with removable appliances only - completed treatment (rolling 12 month period)	0	178	0.0%	1.5%	1.4%
% of patients satisfied with the treatment they have received (rolling 12 month period)	7	8	87.5%	96.1%	95.9%

* Figures in italics indicate that the base number is less than 100.

Q70 - Vital Signs Orthodontic At a Glance Contract Report for 101435/0008 - December 2017

Name or company name	IDH Limited	17/18 Contracted general activity (UDA)	31,000
Contract type name	GDS Contract	Carry forward general activity (UDA)	0
Purpose of contract	General	17/18 Contracted orthodontic activity (UOA)	0
Contract start date	01/04/2006	Carry forward orthodontic activity (UOA)	0
Contract end date		Baseline contract value	£750,624.69

ACCESS	Contract	England and Wales
24 month ratio of assessments to patient IDs	1.00	1.09

ACTIVITY


Month	Adjusted Scheduled Activity (UOA)	
	2017	2018
April	0	0
May	0	0
June	0	0
July	0	1
August	0	1
September	0	1
October	0	1
November	0	1
December	0	1
January	0	
February	0	
March	0	
April	0	
May	0	
June	0	

QUALITY

	Contract Quantity	Contract Base Number	Contract *	Region	England
% of all assessments that were assess and fit appliances (rolling 12 month period)	0	1	0.0%	61.9%	58.6%
% of all assessments that were assess and refuse (rolling 12 month period)	0	1	0.0%	9.9%	11.3%
% of all assessments that were assess and review (rolling 12 month period)	1	1	100.0%	28.2%	30.0%
% of terminated courses where treatment was abandoned or discontinued (rolling 12 month period)	0	0	N/A	7.3%	7.4%
% of completed treatments indicating that PAR score was taken (year to date)	0	0	N/A	67.6%	64.3%
Rate of removable appliances per 100 fixed appliances - proposed treatment (rolling 12 month period)	0	0	N/A	4.62	5.53
Rate of removable appliances per 100 fixed appliances - completed treatment (rolling 12 month period)	0	0	N/A	3.88	4.60
% of courses of treatment with removable appliances only - proposed treatment (rolling 12 month period)	0	0	N/A	1.6%	1.9%
% of courses of treatment with removable appliances only - completed treatment (rolling 12 month period)	0	0	N/A	1.5%	1.4%
% of patients satisfied with the treatment they have received (rolling 12 month period)	0	0	N/A	96.1%	95.9%

* Figures in italics indicate that the base number is less than 100.

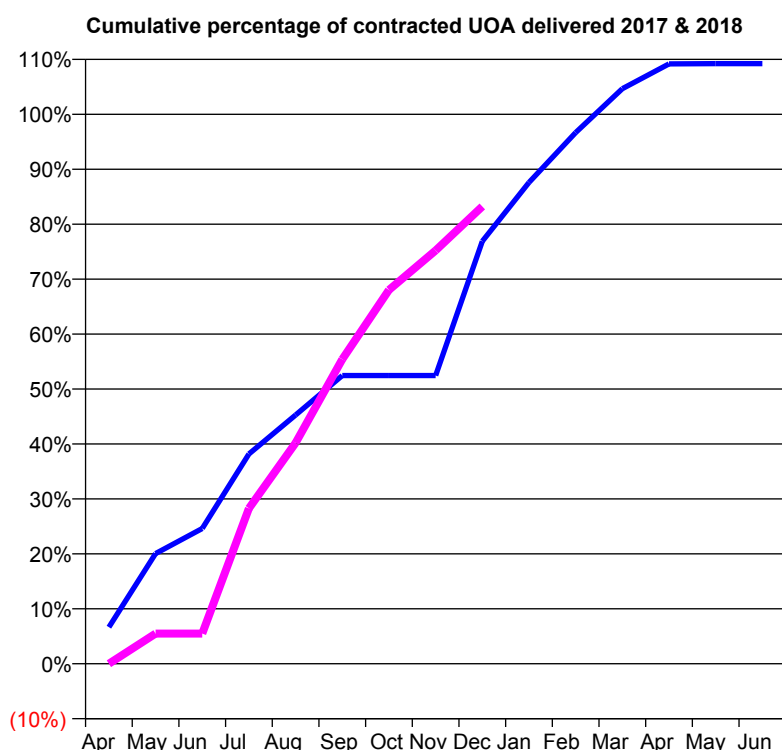
Q70 - Vital Signs Orthodontic At a Glance Contract Report for 102938/0001 - December 2017

Name or company name	Milford Dental Practice Partnership
Contract type name	GDS Contract
Purpose of contract	Orthodontic
Contract start date	01/04/2011
Contract end date	

17/18 Contracted general activity (UDA)	10,405
Carry forward general activity (UDA)	0
17/18 Contracted orthodontic activity (UOA)	2,368
Carry forward orthodontic activity (UOA)	0
Baseline contract value	£407,153.68

ACCESS

	Contract	England and Wales
24 month ratio of assessments to patient IDs	1.01	1.09

ACTIVITY


Month	Adjusted Scheduled Activity (UOA)	
	2017	2018
April	158	0
May	475	130
June	583	130
July	904	670
August	1,072	952
September	1,242	1,312
October	1,242	1,611
November	1,242	1,781
December	1,821	1,971
January	2,074	
February	2,289	
March	2,478	
April	2,585	
May	2,586	
June	2,586	

QUALITY

	Contract Quantity	Contract Base Number	Contract *	Region	England
% of all assessments that were assess and fit appliances (rolling 12 month period)	131	168	78.0%	61.9%	58.6%
% of all assessments that were assess and refuse (rolling 12 month period)	20	168	11.9%	9.9%	11.3%
% of all assessments that were assess and review (rolling 12 month period)	17	168	10.1%	28.2%	30.0%
% of terminated courses where treatment was abandoned or discontinued (rolling 12 month period)	13	118	11.0%	7.3%	7.4%
% of completed treatments indicating that PAR score was taken (year to date)	55	84	65.5%	67.6%	64.3%
Rate of removable appliances per 100 fixed appliances - proposed treatment (rolling 12 month period)	14	256	5.47	4.62	5.53
Rate of removable appliances per 100 fixed appliances - completed treatment (rolling 12 month period)	17	200	8.50	3.88	4.60
% of courses of treatment with removable appliances only - proposed treatment (rolling 12 month period)	2	131	1.5%	1.6%	1.9%
% of courses of treatment with removable appliances only - completed treatment (rolling 12 month period)	4	105	3.8%	1.5%	1.4%
% of patients satisfied with the treatment they have received (rolling 12 month period)	5	5	100.0%	96.1%	95.9%

* Figures in italics indicate that the base number is less than 100.

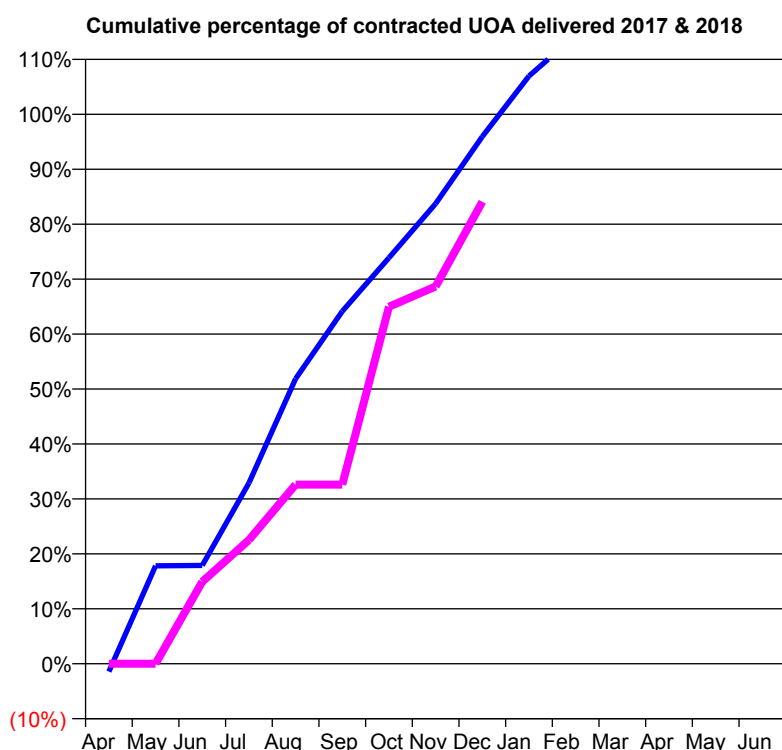
Q70 - Vital Signs Orthodontic At a Glance Contract Report for 106488/0002 - December 2017

Name or company name	Solent House Dental Centre
Contract type name	PDS Contract
Purpose of contract	Orthodontic
Contract start date	01/04/2015
Contract end date	31/03/2018

17/18 Contracted general activity (UDA)	0
Carry forward general activity (UDA)	0
17/18 Contracted orthodontic activity (UOA)	1,727
Carry forward orthodontic activity (UOA)	0
Baseline contract value	£103,709.47

ACCESS	Contract	England and Wales
--------	----------	-------------------

24 month ratio of assessments to patient IDs	1.01	1.09
--	------	------

ACTIVITY


Month	Adjusted Scheduled Activity (UOA)	
	2017	2018
April	-25	0
May	308	0
June	309	258
July	568	389
August	896	563
September	1,108	563
October	1,276	1,122
November	1,446	1,186
December	1,657	1,452
January	1,847	
February	1,975	
March	2,060	
April	2,060	
May	2,060	
June	2,086	

QUALITY	Contract Quantity	Contract Base Number	Contract *	Region	England
% of all assessments that were assess and fit appliances (rolling 12 month period)	91	128	71.1%	61.9%	58.6%
% of all assessments that were assess and refuse (rolling 12 month period)	23	128	18.0%	9.9%	11.3%
% of all assessments that were assess and review (rolling 12 month period)	14	128	10.9%	28.2%	30.0%
% of terminated courses where treatment was abandoned or discontinued (rolling 12 month period)	8	83	9.6%	7.3%	7.4%
% of completed treatments indicating that PAR score was taken (year to date)	37	56	66.1%	67.6%	64.3%
Rate of removable appliances per 100 fixed appliances - proposed treatment (rolling 12 month period)	3	175	1.71	4.62	5.53
Rate of removable appliances per 100 fixed appliances - completed treatment (rolling 12 month period)	7	145	4.83	3.88	4.60
% of courses of treatment with removable appliances only - proposed treatment (rolling 12 month period)	3	91	3.3%	1.6%	1.9%
% of courses of treatment with removable appliances only - completed treatment (rolling 12 month period)	2	75	2.7%	1.5%	1.4%
% of patients satisfied with the treatment they have received (rolling 12 month period)	5	6	83.3%	96.1%	95.9%

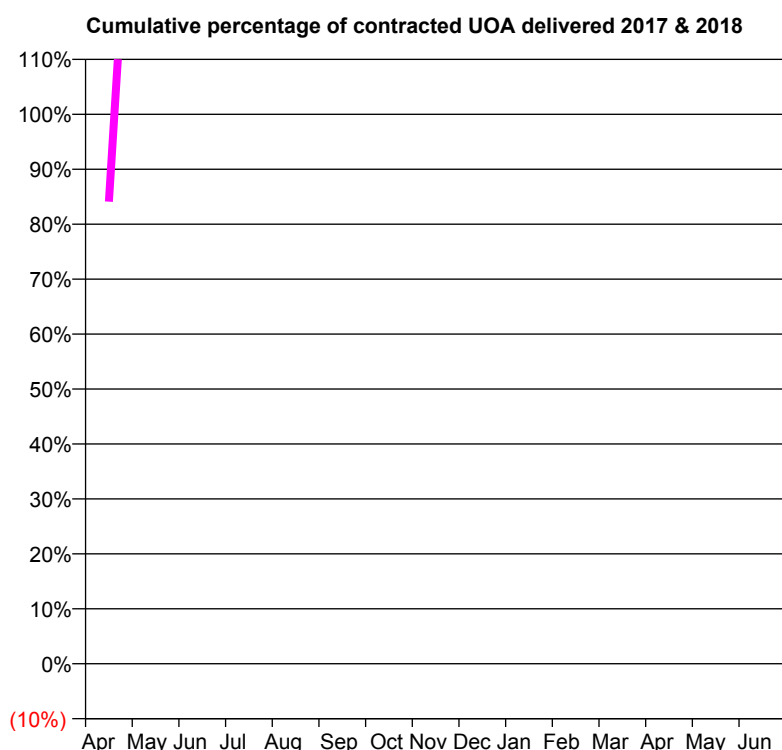
* Figures in italics indicate that the base number is less than 100.

Q70 - Vital Signs Orthodontic At a Glance Contract Report for 116718/0001 - December 2017

Name or company name	St James Dental Practice Partnership
Contract type name	Pilot Contract
Purpose of contract	Orthodontic
Contract start date	01/01/2011
Contract end date	

17/18 Contracted general activity (UDA)	57,063
Carry forward general activity (UDA)	0
17/18 Contracted orthodontic activity (UOA)	421
Carry forward orthodontic activity (UOA)	0
Baseline contract value	£1,865,107.06

ACCESS	Contract	England and Wales
24 month ratio of assessments to patient IDs	1.03	1.09

ACTIVITY


Month	Adjusted Scheduled Activity (UOA)	
	2017	2018
April	-12,879	354
May	-12,612	919
June	-12,410	1,258
July	-12,000	1,785
August	-11,584	2,530
September	-10,721	3,645
October	-10,396	3,905
November	-9,649	4,054
December	-9,013	5,009
January	-8,689	
February	-7,598	
March	-6,671	
April	-6,627	
May	-6,581	
June	-6,538	

QUALITY	Contract Quantity	Contract Base Number	Contract *	Region	England
% of all assessments that were assess and fit appliances (rolling 12 month period)	354	610	58.0%	61.9%	58.6%
% of all assessments that were assess and refuse (rolling 12 month period)	121	610	19.8%	9.9%	11.3%
% of all assessments that were assess and review (rolling 12 month period)	135	610	22.1%	28.2%	30.0%
% of terminated courses where treatment was abandoned or discontinued (rolling 12 month period)	3	60	5.0%	7.3%	7.4%
% of completed treatments indicating that PAR score was taken (year to date)	30	51	58.8%	67.6%	64.3%
Rate of removable appliances per 100 fixed appliances - proposed treatment (rolling 12 month period)	8	679	1.18	4.62	5.53
Rate of removable appliances per 100 fixed appliances - completed treatment (rolling 12 month period)	4	103	3.88	3.88	4.60
% of courses of treatment with removable appliances only - proposed treatment (rolling 12 month period)	6	354	1.7%	1.6%	1.9%
% of courses of treatment with removable appliances only - completed treatment (rolling 12 month period)	2	57	3.5%	1.5%	1.4%
% of patients satisfied with the treatment they have received (rolling 12 month period)	10	10	100.0%	96.1%	95.9%

* Figures in italics indicate that the base number is less than 100.

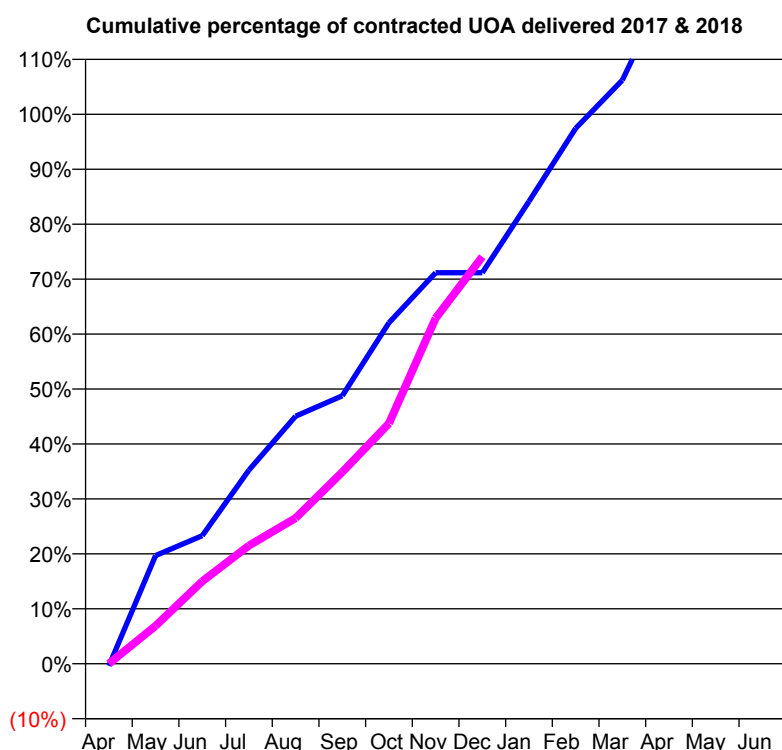
Q70 - Vital Signs Orthodontic At a Glance Contract Report for 126411/0001 - December 2017

Name or company name	Southsea Orthodontic Centre
Contract type name	PDS Contract
Purpose of contract	Orthodontic
Contract start date	22/04/2010
Contract end date	31/03/2018

17/18 Contracted general activity (UDA)	0
Carry forward general activity (UDA)	0
17/18 Contracted orthodontic activity (UOA)	12,650
Carry forward orthodontic activity (UOA)	0
Baseline contract value	£652,765.15

ACCESS	Contract	England and Wales
---------------	-----------------	--------------------------

24 month ratio of assessments to patient IDs	1.07	1.09
--	------	------

ACTIVITY


Month	Adjusted Scheduled Activity (UOA)	
	2017	2018
April	-52	0
May	2,491	872
June	2,950	1,900
July	4,460	2,722
August	5,699	3,354
September	6,168	4,413
October	7,851	5,534
November	9,001	7,957
December	9,001	9,370
January	10,645	
February	12,326	
March	13,436	
April	15,664	
May	15,664	
June	15,685	

QUALITY	Contract Quantity	Contract Base Number	Contract *	Region	England
----------------	--------------------------	-----------------------------	-------------------	---------------	----------------

% of all assessments that were assess and fit appliances (rolling 12 month period)	734	1,493	49.2%	61.9%	58.6%
% of all assessments that were assess and refuse (rolling 12 month period)	246	1,493	16.5%	9.9%	11.3%
% of all assessments that were assess and review (rolling 12 month period)	513	1,493	34.4%	28.2%	30.0%
% of terminated courses where treatment was abandoned or discontinued (rolling 12 month period)	29	549	5.3%	7.3%	7.4%
% of completed treatments indicating that PAR score was taken (year to date)	180	410	43.9%	67.6%	64.3%
Rate of removable appliances per 100 fixed appliances - proposed treatment (rolling 12 month period)	2	1,435	0.14	4.62	5.53
Rate of removable appliances per 100 fixed appliances - completed treatment (rolling 12 month period)	2	1,005	0.20	3.88	4.60
% of courses of treatment with removable appliances only - proposed treatment (rolling 12 month period)	1	734	0.1%	1.6%	1.9%
% of courses of treatment with removable appliances only - completed treatment (rolling 12 month period)	1	520	0.2%	1.5%	1.4%
% of patients satisfied with the treatment they have received (rolling 12 month period)	13	14	92.9%	96.1%	95.9%

* Figures in italics indicate that the base number is less than 100.

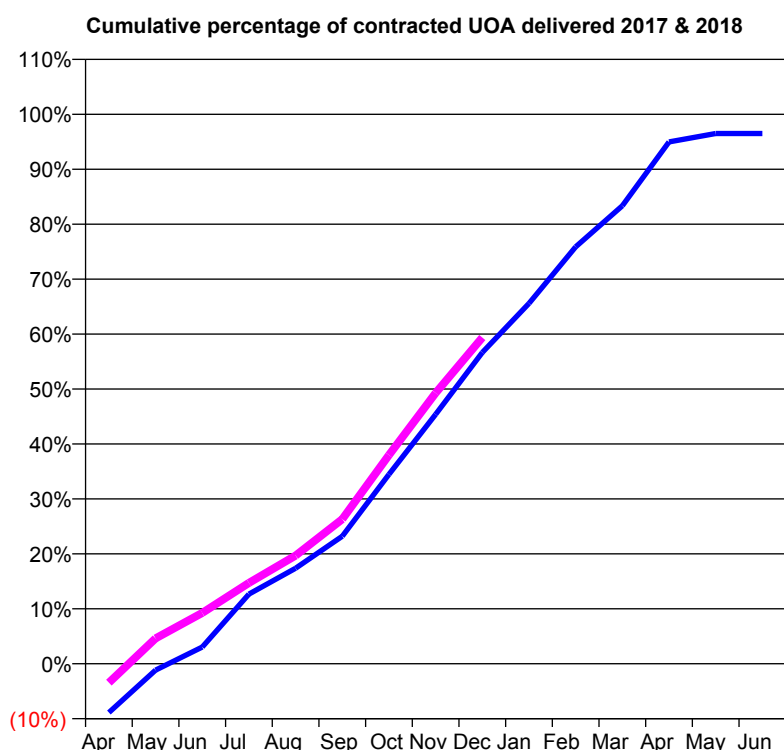
Q70 - Vital Signs Orthodontic At a Glance Contract Report for 129992/0013 - December 2017

Name or company name	Somerset Partnership NHS Foundation Tru
Contract type name	PDS Contract
Purpose of contract	Orthodontic
Contract start date	01/04/2015
Contract end date	31/03/2020

17/18 Contracted general activity (UDA)	0
Carry forward general activity (UDA)	0
17/18 Contracted orthodontic activity (UOA)	5,500
Carry forward orthodontic activity (UOA)	193
Baseline contract value	£336,098.33

ACCESS

	Contract	England and Wales
24 month ratio of assessments to patient IDs	1.05	1.09

ACTIVITY


Month	Adjusted Scheduled Activity (UOA)	
	2017	2018
April	-489	-190
May	-65	254
June	167	509
July	698	809
August	956	1,083
September	1,277	1,447
October	1,896	2,089
November	2,497	2,710
December	3,116	3,265
January	3,607	
February	4,173	
March	4,584	
April	5,223	
May	5,307	
June	5,307	

QUALITY

	Contract Quantity	Contract Base Number	Contract *	Region	England
% of all assessments that were assess and fit appliances (rolling 12 month period)	272	388	70.1%	61.9%	58.6%
% of all assessments that were assess and refuse (rolling 12 month period)	43	388	11.1%	9.9%	11.3%
% of all assessments that were assess and review (rolling 12 month period)	73	388	18.8%	28.2%	30.0%
% of terminated courses where treatment was abandoned or discontinued (rolling 12 month period)	3	32	9.4%	7.3%	7.4%
% of completed treatments indicating that PAR score was taken (year to date)	3	5	60.0%	67.6%	64.3%
Rate of removable appliances per 100 fixed appliances - proposed treatment (rolling 12 month period)	1	529	0.19	4.62	5.53
Rate of removable appliances per 100 fixed appliances - completed treatment (rolling 12 month period)	1	52	1.92	3.88	4.60
% of courses of treatment with removable appliances only - proposed treatment (rolling 12 month period)	0	272	0.0%	1.6%	1.9%
% of courses of treatment with removable appliances only - completed treatment (rolling 12 month period)	0	29	0.0%	1.5%	1.4%
% of patients satisfied with the treatment they have received (rolling 12 month period)	15	15	100.0%	96.1%	95.9%

* Figures in italics indicate that the base number is less than 100.

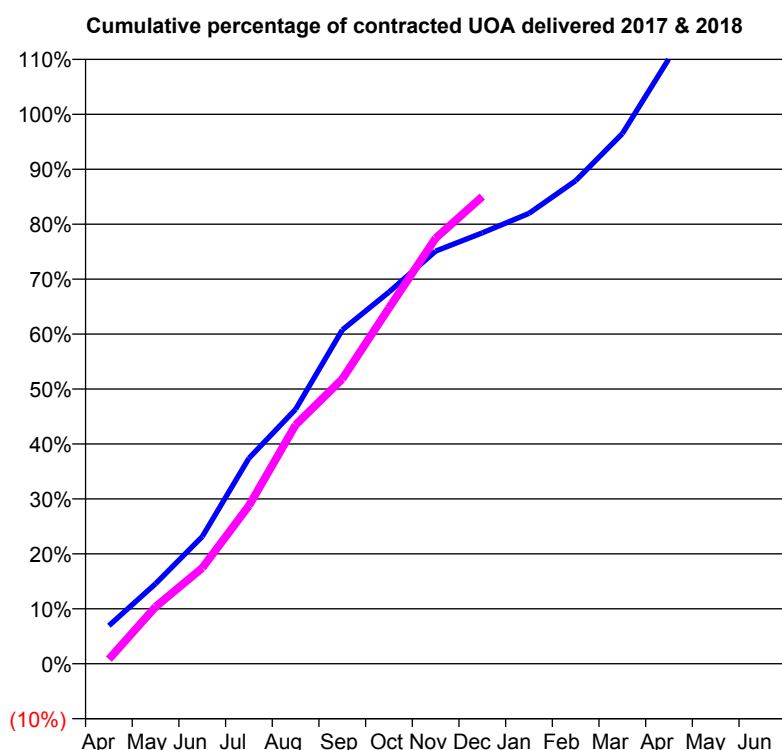
Q70 - Vital Signs Orthodontic At a Glance Contract Report for 138304/0001 - December 2017

Name or company name	Mrs P Wilson
Contract type name	PDS Contract
Purpose of contract	Orthodontic
Contract start date	23/04/2012
Contract end date	31/03/2018

17/18 Contracted general activity (UDA)	0
Carry forward general activity (UDA)	0
17/18 Contracted orthodontic activity (UOA)	10,709
Carry forward orthodontic activity (UOA)	0
Baseline contract value	£630,043.79

ACCESS

	Contract	England and Wales
24 month ratio of assessments to patient IDs	1.15	1.09

ACTIVITY


Month	Adjusted Scheduled Activity (UOA)	
	2017	2018
April	741	89
May	1,561	1,111
June	2,478	1,867
July	4,007	3,080
August	4,961	4,655
September	6,507	5,549
October	7,243	6,931
November	8,041	8,293
December	8,397	9,104
January	8,776	
February	9,413	
March	10,332	
April	11,793	
May	12,066	
June	12,066	

QUALITY

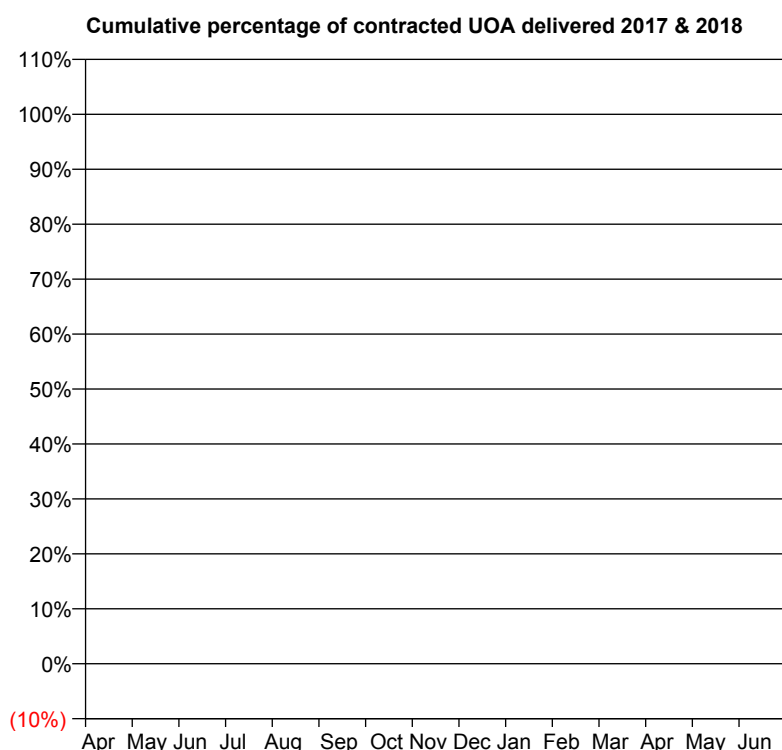
	Contract Quantity	Contract Base Number	Contract *	Region	England
% of all assessments that were assess and fit appliances (rolling 12 month period)	617	790	78.1%	61.9%	58.6%
% of all assessments that were assess and refuse (rolling 12 month period)	69	790	8.7%	9.9%	11.3%
% of all assessments that were assess and review (rolling 12 month period)	104	790	13.2%	28.2%	30.0%
% of terminated courses where treatment was abandoned or discontinued (rolling 12 month period)	34	495	6.9%	7.3%	7.4%
% of completed treatments indicating that PAR score was taken (year to date)	335	341	98.2%	67.6%	64.3%
Rate of removable appliances per 100 fixed appliances - proposed treatment (rolling 12 month period)	59	1,213	4.86	4.62	5.53
Rate of removable appliances per 100 fixed appliances - completed treatment (rolling 12 month period)	27	866	3.12	3.88	4.60
% of courses of treatment with removable appliances only - proposed treatment (rolling 12 month period)	8	617	1.3%	1.6%	1.9%
% of courses of treatment with removable appliances only - completed treatment (rolling 12 month period)	26	461	5.6%	1.5%	1.4%
% of patients satisfied with the treatment they have received (rolling 12 month period)	19	19	100.0%	96.1%	95.9%

* Figures in italics indicate that the base number is less than 100.

Q70 - Vital Signs Orthodontic At a Glance Contract Report for 138622/0002 - December 2017

Name or company name	Weymouth and Bridges Dental Practice Pa	17/18 Contracted general activity (UDA)	21,500
Contract type name	GDS Contract	Carry forward general activity (UDA)	0
Purpose of contract	General	17/18 Contracted orthodontic activity (UOA)	0
Contract start date	01/04/2006	Carry forward orthodontic activity (UOA)	0
Contract end date		Baseline contract value	£520,594.54

ACCESS	Contract	England and Wales
24 month ratio of assessments to patient IDs	1.00	1.09

ACTIVITY


Month	Adjusted Scheduled Activity (UOA)	
	2017	2018
April	0	0
May	0	0
June	0	0
July	0	0
August	0	0
September	0	0
October	0	0
November	0	0
December	0	1
January	0	
February	0	
March	0	
April	0	
May	0	
June	0	

QUALITY	Contract Quantity	Contract Base Number	Contract *	Region	England
% of all assessments that were assess and fit appliances (rolling 12 month period)	0	1	0.0%	61.9%	58.6%
% of all assessments that were assess and refuse (rolling 12 month period)	0	1	0.0%	9.9%	11.3%
% of all assessments that were assess and review (rolling 12 month period)	1	1	100.0%	28.2%	30.0%
% of terminated courses where treatment was abandoned or discontinued (rolling 12 month period)	0	0	N/A	7.3%	7.4%
% of completed treatments indicating that PAR score was taken (year to date)	0	0	N/A	67.6%	64.3%
Rate of removable appliances per 100 fixed appliances - proposed treatment (rolling 12 month period)	0	0	N/A	4.62	5.53
Rate of removable appliances per 100 fixed appliances - completed treatment (rolling 12 month period)	0	0	N/A	3.88	4.60
% of courses of treatment with removable appliances only - proposed treatment (rolling 12 month period)	0	0	N/A	1.6%	1.9%
% of courses of treatment with removable appliances only - completed treatment (rolling 12 month period)	0	0	N/A	1.5%	1.4%
% of patients satisfied with the treatment they have received (rolling 12 month period)	0	0	N/A	96.1%	95.9%

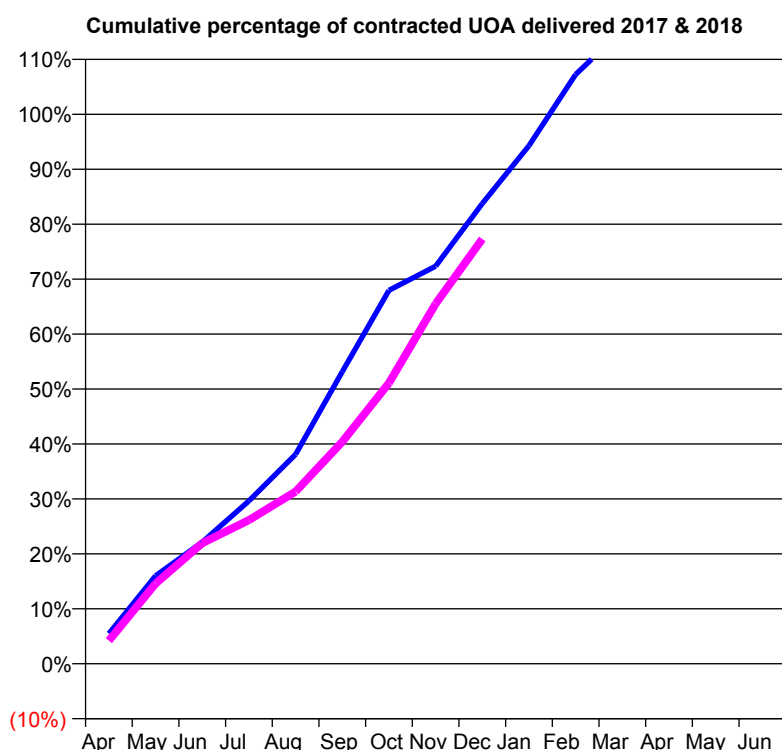
* Figures in italics indicate that the base number is less than 100.

Q70 - Vital Signs Orthodontic At a Glance Contract Report for 139165/0002 - December 2017

Name or company name	Smile Dental Care Limited
Contract type name	PDS Contract
Purpose of contract	Orthodontic
Contract start date	01/04/2009
Contract end date	31/03/2018

17/18 Contracted general activity (UDA)	0
Carry forward general activity (UDA)	0
17/18 Contracted orthodontic activity (UOA)	2,000
Carry forward orthodontic activity (UOA)	0
Baseline contract value	£119,318.84

ACCESS	Contract	England and Wales
24 month ratio of assessments to patient IDs	1.04	1.09

ACTIVITY


Month	Adjusted Scheduled Activity (UOA)	
	2017	2018
April	110	84
May	320	292
June	443	439
July	593	523
August	762	627
September	1,063	808
October	1,359	1,022
November	1,447	1,310
December	1,675	1,546
January	1,886	
February	2,145	
March	2,305	
April	2,410	
May	2,410	
June	2,411	

QUALITY	Contract Quantity	Contract Base Number	Contract *	Region	England
% of all assessments that were assess and fit appliances (rolling 12 month period)	105	248	42.3%	61.9%	58.6%
% of all assessments that were assess and refuse (rolling 12 month period)	86	248	34.7%	9.9%	11.3%
% of all assessments that were assess and review (rolling 12 month period)	57	248	23.0%	28.2%	30.0%
% of terminated courses where treatment was abandoned or discontinued (rolling 12 month period)	14	134	10.4%	7.3%	7.4%
% of completed treatments indicating that PAR score was taken (year to date)	39	95	41.1%	67.6%	64.3%
Rate of removable appliances per 100 fixed appliances - proposed treatment (rolling 12 month period)	22	120	18.33	4.62	5.53
Rate of removable appliances per 100 fixed appliances - completed treatment (rolling 12 month period)	18	204	8.82	3.88	4.60
% of courses of treatment with removable appliances only - proposed treatment (rolling 12 month period)	22	105	21.0%	1.6%	1.9%
% of courses of treatment with removable appliances only - completed treatment (rolling 12 month period)	1	120	0.8%	1.5%	1.4%
% of patients satisfied with the treatment they have received (rolling 12 month period)	4	4	100.0%	96.1%	95.9%

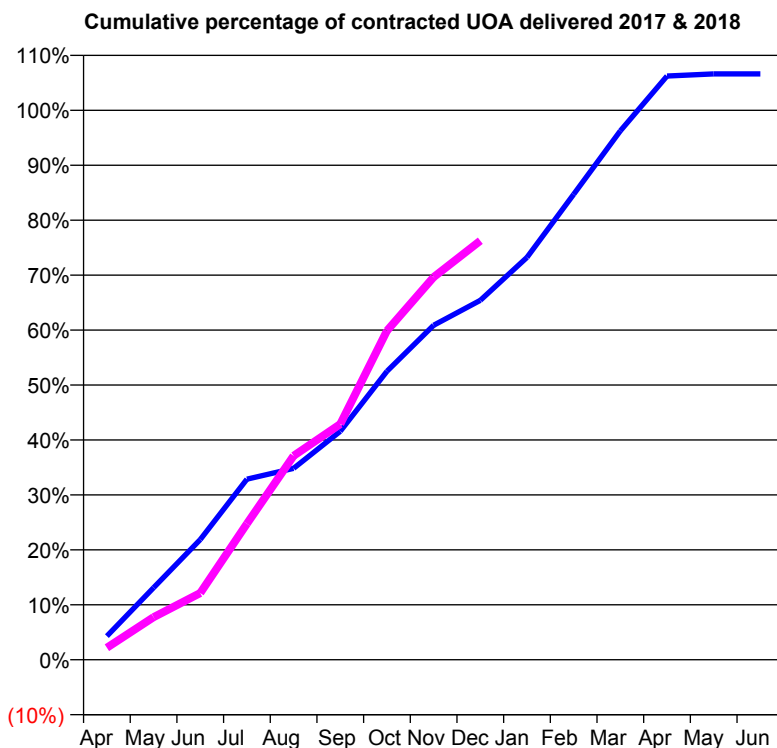
* Figures in italics indicate that the base number is less than 100.

Q70 - Vital Signs Orthodontic At a Glance Contract Report for 151904/0001 - December 2017

Name or company name	Only Orthodontics	17/18 Contracted general activity (UDA)	0
Contract type name	PDS Contract	Carry forward general activity (UDA)	0
Purpose of contract	Orthodontic	17/18 Contracted orthodontic activity (UOA)	11,190
Contract start date	01/04/2006	Carry forward orthodontic activity (UOA)	0
Contract end date	31/03/2026	Baseline contract value	£733,900.27

ACCESS

	Contract	England and Wales
24 month ratio of assessments to patient IDs	1.02	1.09

ACTIVITY


Month	Adjusted Scheduled Activity (UOA)	
	2017	2018
April	481	247
May	1,468	869
June	2,448	1,359
July	3,678	2,771
August	3,899	4,154
September	4,654	4,800
October	5,875	6,700
November	6,812	7,792
December	7,320	8,532
January	8,193	
February	9,478	
March	10,771	
April	11,887	
May	11,930	
June	11,930	

QUALITY

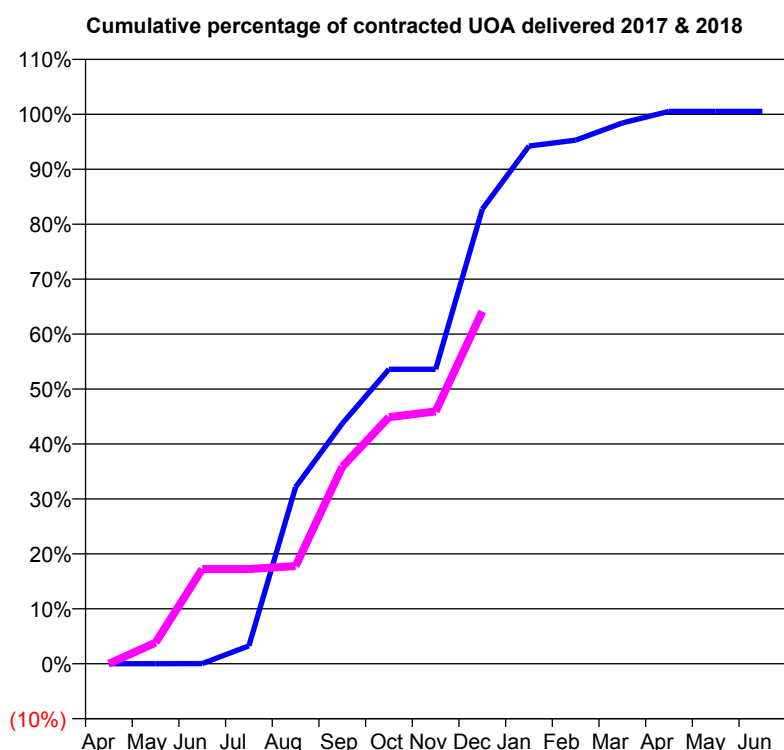
	Contract Quantity	Contract Base Number	Contract *	Region	England
% of all assessments that were assess and fit appliances (rolling 12 month period)	614	1,122	54.7%	61.9%	58.6%
% of all assessments that were assess and refuse (rolling 12 month period)	144	1,122	12.8%	9.9%	11.3%
% of all assessments that were assess and review (rolling 12 month period)	364	1,122	32.4%	28.2%	30.0%
% of terminated courses where treatment was abandoned or discontinued (rolling 12 month period)	43	698	6.2%	7.3%	7.4%
% of completed treatments indicating that PAR score was taken (year to date)	51	436	11.7%	67.6%	64.3%
Rate of removable appliances per 100 fixed appliances - proposed treatment (rolling 12 month period)	84	1,171	7.17	4.62	5.53
Rate of removable appliances per 100 fixed appliances - completed treatment (rolling 12 month period)	70	1,255	5.58	3.88	4.60
% of courses of treatment with removable appliances only - proposed treatment (rolling 12 month period)	19	614	3.1%	1.6%	1.9%
% of courses of treatment with removable appliances only - completed treatment (rolling 12 month period)	12	655	1.8%	1.5%	1.4%
% of patients satisfied with the treatment they have received (rolling 12 month period)	16	17	94.1%	96.1%	95.9%

* Figures in italics indicate that the base number is less than 100.

Q70 - Vital Signs Orthodontic At a Glance Contract Report for 151904/0002 - December 2017

Name or company name	Only Orthodontics	17/18 Contracted general activity (UDA)	0
Contract type name	PDS Contract	Carry forward general activity (UDA)	0
Purpose of contract	Orthodontic	17/18 Contracted orthodontic activity (UOA)	4,000
Contract start date	01/04/2015	Carry forward orthodontic activity (UOA)	0
Contract end date	31/03/2018	Baseline contract value	£239,138.82

ACCESS	Contract	England and Wales
24 month ratio of assessments to patient IDs	1.00	1.09

ACTIVITY


Month	Adjusted Scheduled Activity (UOA)	
	2017	2018
April	0	0
May	0	154
June	1	690
July	131	690
August	1,286	711
September	1,749	1,434
October	2,144	1,795
November	2,144	1,837
December	3,310	2,565
January	3,769	
February	3,811	
March	3,937	
April	4,021	
May	4,021	
June	4,021	

QUALITY	Contract Quantity	Contract Base Number	Contract *	Region	England
% of all assessments that were assess and fit appliances (rolling 12 month period)	153	265	57.7%	61.9%	58.6%
% of all assessments that were assess and refuse (rolling 12 month period)	36	265	13.6%	9.9%	11.3%
% of all assessments that were assess and review (rolling 12 month period)	76	265	28.7%	28.2%	30.0%
% of terminated courses where treatment was abandoned or discontinued (rolling 12 month period)	1	55	1.8%	7.3%	7.4%
% of completed treatments indicating that PAR score was taken (year to date)	9	51	17.6%	67.6%	64.3%
Rate of removable appliances per 100 fixed appliances - proposed treatment (rolling 12 month period)	21	297	7.07	4.62	5.53
Rate of removable appliances per 100 fixed appliances - completed treatment (rolling 12 month period)	3	107	2.80	3.88	4.60
% of courses of treatment with removable appliances only - proposed treatment (rolling 12 month period)	4	153	2.6%	1.6%	1.9%
% of courses of treatment with removable appliances only - completed treatment (rolling 12 month period)	0	54	0.0%	1.5%	1.4%
% of patients satisfied with the treatment they have received (rolling 12 month period)	5	6	83.3%	96.1%	95.9%

* Figures in italics indicate that the base number is less than 100.

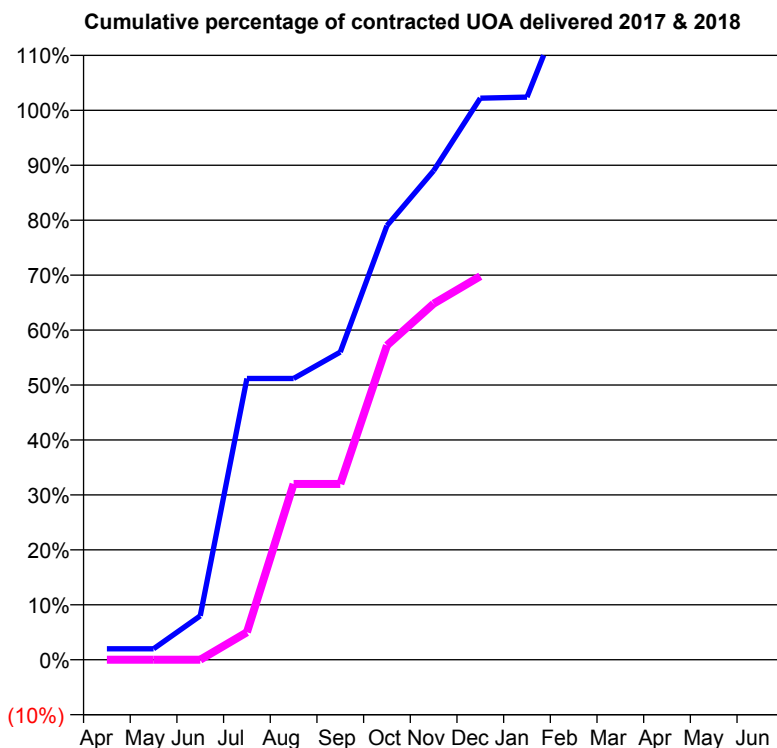
Q70 - Vital Signs Orthodontic At a Glance Contract Report for 169269/0001 - December 2017

Name or company name	Pasadena Dental Practice Ltd
Contract type name	GDS Contract
Purpose of contract	Orthodontic
Contract start date	29/09/2007
Contract end date	

17/18 Contracted general activity (UDA)	15,000
Carry forward general activity (UDA)	0
17/18 Contracted orthodontic activity (UOA)	500
Carry forward orthodontic activity (UOA)	0
Baseline contract value	£405,369.00

ACCESS

	Contract	England and Wales
24 month ratio of assessments to patient IDs	1.14	1.09

ACTIVITY


Month	Adjusted Scheduled Activity (UOA)	
	2017	2018
April	10	0
May	10	0
June	40	0
July	256	25
August	256	160
September	280	160
October	395	286
November	445	324
December	511	349
January	512	
February	618	
March	620	
April	854	
May	854	
June	854	

QUALITY

	Contract Quantity	Contract Base Number	Contract *	Region	England
% of all assessments that were assess and fit appliances (rolling 12 month period)	30	93	32.3%	61.9%	58.6%
% of all assessments that were assess and refuse (rolling 12 month period)	10	93	10.8%	9.9%	11.3%
% of all assessments that were assess and review (rolling 12 month period)	53	93	57.0%	28.2%	30.0%
% of terminated courses where treatment was abandoned or discontinued (rolling 12 month period)	2	12	16.7%	7.3%	7.4%
% of completed treatments indicating that PAR score was taken (year to date)	0	10	0.0%	67.6%	64.3%
Rate of removable appliances per 100 fixed appliances - proposed treatment (rolling 12 month period)	0	58	0.00	4.62	5.53
Rate of removable appliances per 100 fixed appliances - completed treatment (rolling 12 month period)	0	2	0.00	3.88	4.60
% of courses of treatment with removable appliances only - proposed treatment (rolling 12 month period)	0	30	0.0%	1.6%	1.9%
% of courses of treatment with removable appliances only - completed treatment (rolling 12 month period)	0	10	0.0%	1.5%	1.4%
% of patients satisfied with the treatment they have received (rolling 12 month period)	2	3	66.7%	96.1%	95.9%

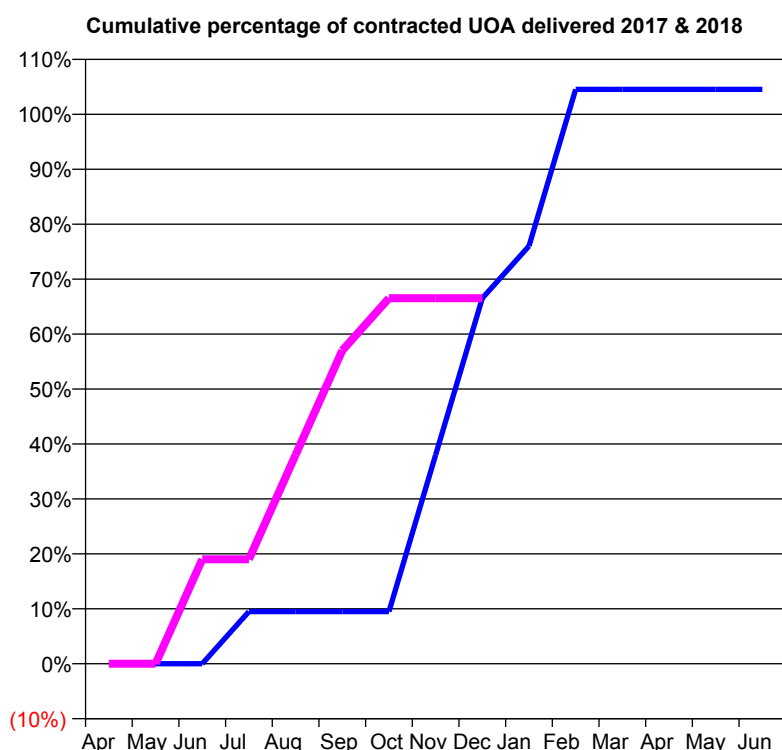
* Figures in italics indicate that the base number is less than 100.

Q70 - Vital Signs Orthodontic At a Glance Contract Report for 170046/0001 - December 2017

Name or company name	Mr T Darling
Contract type name	GDS Contract
Purpose of contract	General and Orthodontic
Contract start date	01/12/2012
Contract end date	

17/18 Contracted general activity (UDA)	13,766
Carry forward general activity (UDA)	64
17/18 Contracted orthodontic activity (UOA)	221
Carry forward orthodontic activity (UOA)	0
Baseline contract value	£349,656.57

ACCESS	Contract	England and Wales
24 month ratio of assessments to patient IDs	1.00	1.09

ACTIVITY


Month	Adjusted Scheduled Activity (UOA)	
	2017	2018
April	0	0
May	0	0
June	0	42
July	21	42
August	21	84
September	21	126
October	21	147
November	84	147
December	147	147
January	168	
February	231	
March	231	
April	231	
May	231	
June	231	

QUALITY

	Contract Quantity	Contract Base Number	Contract *	Region	England
% of all assessments that were assess and fit appliances (rolling 12 month period)	11	11	100.0%	61.9%	58.6%
% of all assessments that were assess and refuse (rolling 12 month period)	0	11	0.0%	9.9%	11.3%
% of all assessments that were assess and review (rolling 12 month period)	0	11	0.0%	28.2%	30.0%
% of terminated courses where treatment was abandoned or discontinued (rolling 12 month period)	1	7	14.3%	7.3%	7.4%
% of completed treatments indicating that PAR score was taken (year to date)	3	4	75.0%	67.6%	64.3%
Rate of removable appliances per 100 fixed appliances - proposed treatment (rolling 12 month period)	0	22	0.00	4.62	5.53
Rate of removable appliances per 100 fixed appliances - completed treatment (rolling 12 month period)	1	12	8.33	3.88	4.60
% of courses of treatment with removable appliances only - proposed treatment (rolling 12 month period)	0	11	0.0%	1.6%	1.9%
% of courses of treatment with removable appliances only - completed treatment (rolling 12 month period)	0	6	0.0%	1.5%	1.4%
% of patients satisfied with the treatment they have received (rolling 12 month period)	0	0	N/A	96.1%	95.9%

* Figures in italics indicate that the base number is less than 100.

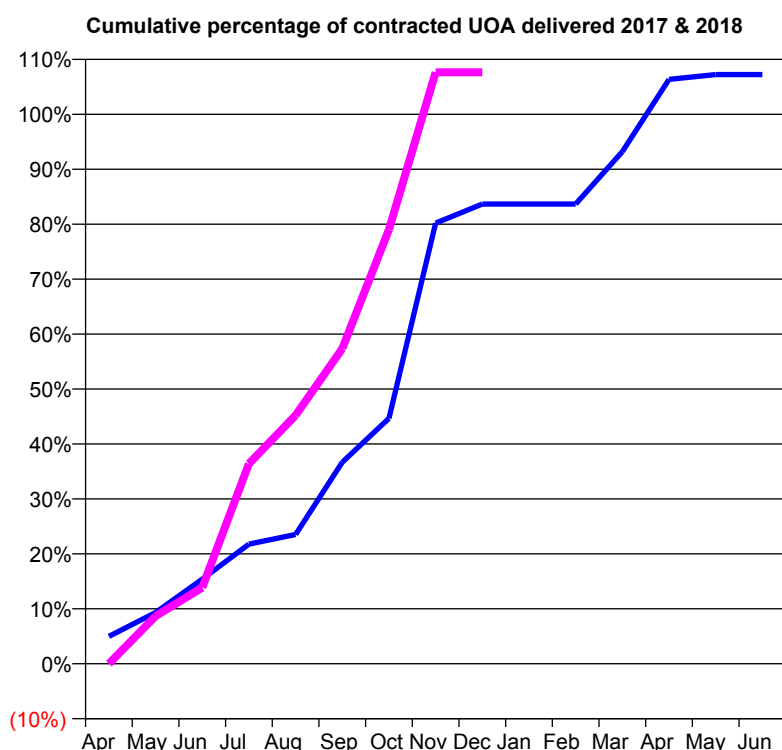
Q70 - Vital Signs Orthodontic At a Glance Contract Report for 170747/0001 - December 2017

Name or company name	Miss P Kotecha
Contract type name	GDS Contract
Purpose of contract	Orthodontic
Contract start date	01/12/2013
Contract end date	

17/18 Contracted general activity (UDA)	16,248
Carry forward general activity (UDA)	0
17/18 Contracted orthodontic activity (UOA)	2,423
Carry forward orthodontic activity (UOA)	0
Baseline contract value	£583,775.73

ACCESS

	Contract	England and Wales
24 month ratio of assessments to patient IDs	1.02	1.09

ACTIVITY


Month	Adjusted Scheduled Activity (UOA)	
	2017	2018
April	121	0
May	226	210
June	373	336
July	528	882
August	570	1,096
September	889	1,390
October	1,082	1,915
November	1,943	2,608
December	2,027	2,608
January	2,027	
February	2,027	
March	2,258	
April	2,577	
May	2,598	
June	2,598	

QUALITY

	Contract Quantity	Contract Base Number	Contract *	Region	England
% of all assessments that were assess and fit appliances (rolling 12 month period)	155	155	100.0%	61.9%	58.6%
% of all assessments that were assess and refuse (rolling 12 month period)	0	155	0.0%	9.9%	11.3%
% of all assessments that were assess and review (rolling 12 month period)	0	155	0.0%	28.2%	30.0%
% of terminated courses where treatment was abandoned or discontinued (rolling 12 month period)	0	82	0.0%	7.3%	7.4%
% of completed treatments indicating that PAR score was taken (year to date)	0	63	0.0%	67.6%	64.3%
Rate of removable appliances per 100 fixed appliances - proposed treatment (rolling 12 month period)	0	9	0.00	4.62	5.53
Rate of removable appliances per 100 fixed appliances - completed treatment (rolling 12 month period)	1	8	12.50	3.88	4.60
% of courses of treatment with removable appliances only - proposed treatment (rolling 12 month period)	0	155	0.0%	1.6%	1.9%
% of courses of treatment with removable appliances only - completed treatment (rolling 12 month period)	0	82	0.0%	1.5%	1.4%
% of patients satisfied with the treatment they have received (rolling 12 month period)	4	6	66.7%	96.1%	95.9%

* Figures in italics indicate that the base number is less than 100.

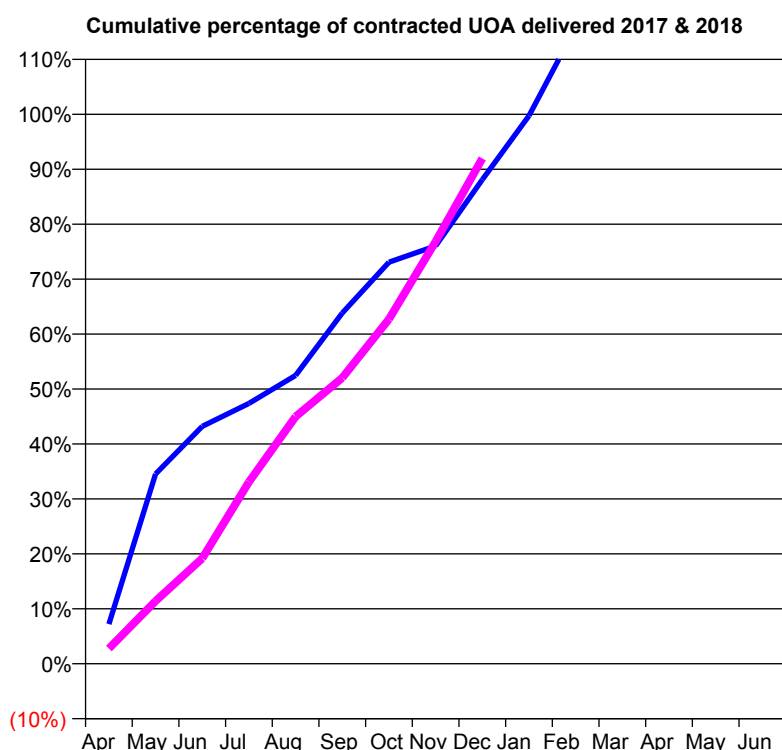
Q70 - Vital Signs Orthodontic At a Glance Contract Report for 177261/0002 - December 2017

Name or company name	Orthoworld 2000 Ltd
Contract type name	PDS Contract
Purpose of contract	Orthodontic
Contract start date	01/04/2006
Contract end date	31/03/2021

17/18 Contracted general activity (UDA)	0
Carry forward general activity (UDA)	0
17/18 Contracted orthodontic activity (UOA)	8,429
Carry forward orthodontic activity (UOA)	0
Baseline contract value	£508,539.31

ACCESS

	Contract	England and Wales
24 month ratio of assessments to patient IDs	1.13	1.09

ACTIVITY


Month	Adjusted Scheduled Activity (UOA)	
	2017	2018
April	609	234
May	2,912	962
June	3,642	1,616
July	3,993	2,788
August	4,423	3,792
September	5,380	4,386
October	6,160	5,286
November	6,410	6,476
December	7,427	7,751
January	8,406	
February	9,755	
March	10,437	
April	10,546	
May	10,571	
June	10,571	

QUALITY

	Contract Quantity	Contract Base Number	Contract *	Region	England
% of all assessments that were assess and fit appliances (rolling 12 month period)	498	1,020	48.8%	61.9%	58.6%
% of all assessments that were assess and refuse (rolling 12 month period)	239	1,020	23.4%	9.9%	11.3%
% of all assessments that were assess and review (rolling 12 month period)	283	1,020	27.7%	28.2%	30.0%
% of terminated courses where treatment was abandoned or discontinued (rolling 12 month period)	17	365	4.7%	7.3%	7.4%
% of completed treatments indicating that PAR score was taken (year to date)	40	282	14.2%	67.6%	64.3%
Rate of removable appliances per 100 fixed appliances - proposed treatment (rolling 12 month period)	8	963	0.83	4.62	5.53
Rate of removable appliances per 100 fixed appliances - completed treatment (rolling 12 month period)	5	654	0.76	3.88	4.60
% of courses of treatment with removable appliances only - proposed treatment (rolling 12 month period)	5	498	1.0%	1.6%	1.9%
% of courses of treatment with removable appliances only - completed treatment (rolling 12 month period)	1	348	0.3%	1.5%	1.4%
% of patients satisfied with the treatment they have received (rolling 12 month period)	9	10	90.0%	96.1%	95.9%

* Figures in italics indicate that the base number is less than 100.

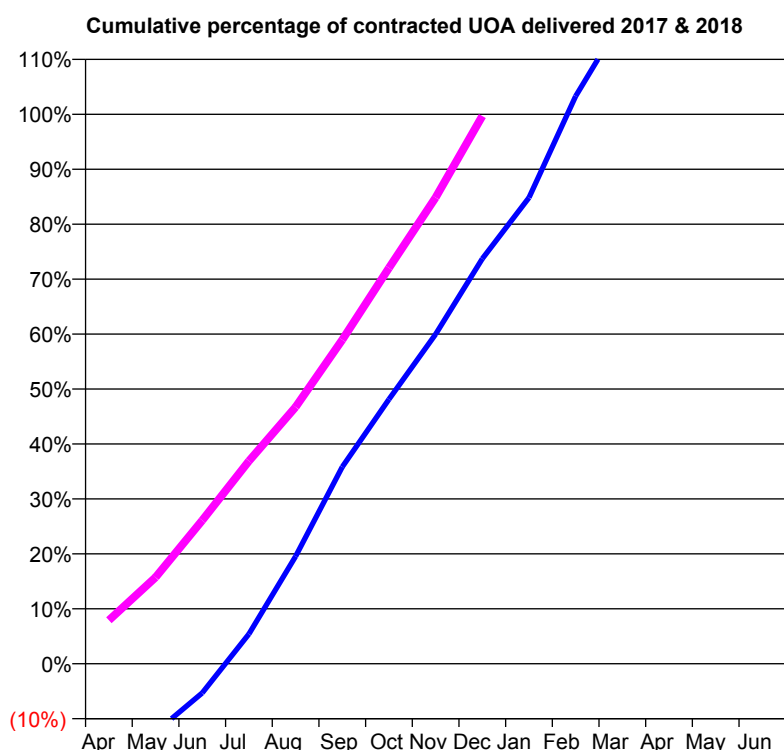
Q70 - Vital Signs Orthodontic At a Glance Contract Report for 181595/0002 - December 2017

Name or company name	Mrs F Boardman & Mr D Tehrani Yeganeh
Contract type name	PDS Contract
Purpose of contract	Orthodontic
Contract start date	01/04/2010
Contract end date	31/03/2020

17/18 Contracted general activity (UDA)	0
Carry forward general activity (UDA)	0
17/18 Contracted orthodontic activity (UOA)	7,684
Carry forward orthodontic activity (UOA)	0
Baseline contract value	£549,053.58

ACCESS

	Contract	England and Wales
24 month ratio of assessments to patient IDs	1.09	1.09

ACTIVITY


Month	Adjusted Scheduled Activity (UOA)	
	2017	2018
April	-1,651	609
May	-957	1,210
June	-409	2,005
July	417	2,835
August	1,503	3,591
September	2,753	4,530
October	3,698	5,535
November	4,609	6,520
December	5,665	7,659
January	6,519	
February	7,938	
March	9,016	
April	9,246	
May	9,263	
June	9,263	

QUALITY

	Contract Quantity	Contract Base Number	Contract *	Region	England
% of all assessments that were assess and fit appliances (rolling 12 month period)	534	1,125	47.5%	61.9%	58.6%
% of all assessments that were assess and refuse (rolling 12 month period)	219	1,125	19.5%	9.9%	11.3%
% of all assessments that were assess and review (rolling 12 month period)	372	1,125	33.1%	28.2%	30.0%
% of terminated courses where treatment was abandoned or discontinued (rolling 12 month period)	32	464	6.9%	7.3%	7.4%
% of completed treatments indicating that PAR score was taken (year to date)	128	348	36.8%	67.6%	64.3%
Rate of removable appliances per 100 fixed appliances - proposed treatment (rolling 12 month period)	8	1,036	0.77	4.62	5.53
Rate of removable appliances per 100 fixed appliances - completed treatment (rolling 12 month period)	6	848	0.71	3.88	4.60
% of courses of treatment with removable appliances only - proposed treatment (rolling 12 month period)	4	534	0.7%	1.6%	1.9%
% of courses of treatment with removable appliances only - completed treatment (rolling 12 month period)	3	432	0.7%	1.5%	1.4%
% of patients satisfied with the treatment they have received (rolling 12 month period)	17	17	100.0%	96.1%	95.9%

* Figures in italics indicate that the base number is less than 100.

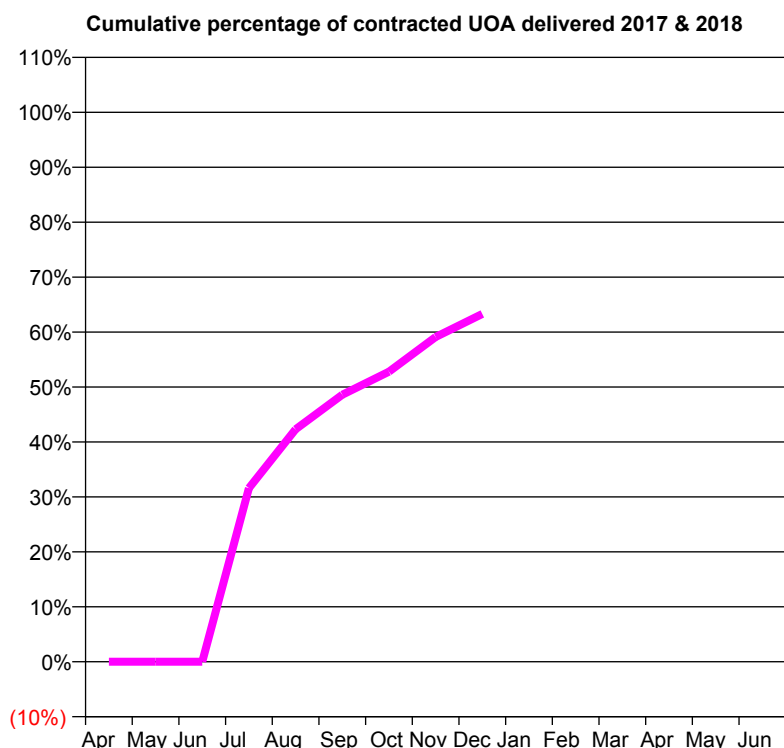
Q70 - Vital Signs Orthodontic At a Glance Contract Report for 183563/0001 - December 2017

Name or company name	Madeira Road Partnership
Contract type name	GDS Contract
Purpose of contract	Orthodontic
Contract start date	01/04/2006
Contract end date	

17/18 Contracted general activity (UDA)	11,520
Carry forward general activity (UDA)	0
17/18 Contracted orthodontic activity (UOA)	1,000
Carry forward orthodontic activity (UOA)	0
Baseline contract value	£344,513.95

ACCESS

	Contract	England and Wales
24 month ratio of assessments to patient IDs	1.00	1.09

ACTIVITY


Month	Adjusted Scheduled Activity (UOA)	
	2017	2018
April	0	0
May	0	0
June	0	0
July	0	316
August	0	423
September	0	486
October	0	528
November	0	591
December	0	633
January	0	
February	0	
March	0	
April	0	
May	0	
June	0	

QUALITY

	Contract Quantity	Contract Base Number	Contract *	Region	England
% of all assessments that were assess and fit appliances (rolling 12 month period)	30	33	90.9%	61.9%	58.6%
% of all assessments that were assess and refuse (rolling 12 month period)	3	33	9.1%	9.9%	11.3%
% of all assessments that were assess and review (rolling 12 month period)	0	33	0.0%	28.2%	30.0%
% of terminated courses where treatment was abandoned or discontinued (rolling 12 month period)	1	37	2.7%	7.3%	7.4%
% of completed treatments indicating that PAR score was taken (year to date)	8	36	22.2%	67.6%	64.3%
Rate of removable appliances per 100 fixed appliances - proposed treatment (rolling 12 month period)	5	30	16.67	4.62	5.53
Rate of removable appliances per 100 fixed appliances - completed treatment (rolling 12 month period)	2	72	2.78	3.88	4.60
% of courses of treatment with removable appliances only - proposed treatment (rolling 12 month period)	4	30	13.3%	1.6%	1.9%
% of courses of treatment with removable appliances only - completed treatment (rolling 12 month period)	0	36	0.0%	1.5%	1.4%
% of patients satisfied with the treatment they have received (rolling 12 month period)	0	0	N/A	96.1%	95.9%

* Figures in italics indicate that the base number is less than 100.

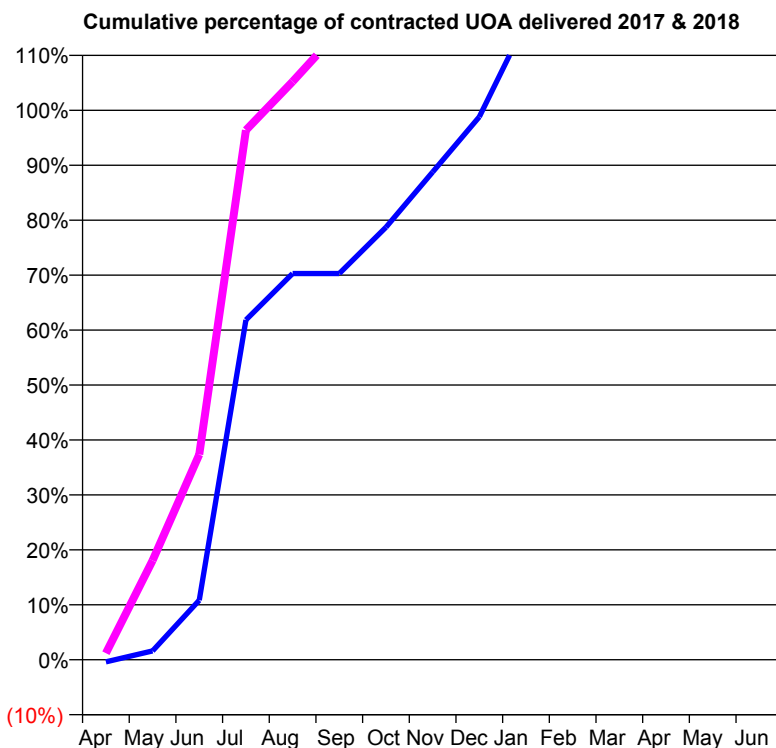
Q70 - Vital Signs Orthodontic At a Glance Contract Report for 188492/0001 - December 2017

Name or company name	Guinea Court Dental Partnership
Contract type name	GDS Contract
Purpose of contract	Orthodontic
Contract start date	01/04/2011
Contract end date	

17/18 Contracted general activity (UDA)	3,500
Carry forward general activity (UDA)	0
17/18 Contracted orthodontic activity (UOA)	249
Carry forward orthodontic activity (UOA)	0
Baseline contract value	£104,307.46

ACCESS

	Contract	England and Wales
24 month ratio of assessments to patient IDs	1.19	1.09

ACTIVITY


Month	Adjusted Scheduled Activity (UOA)	
	2017	2018
April	-1	3
May	4	45
June	27	93
July	154	240
August	175	262
September	175	285
October	196	285
November	221	285
December	246	285
January	289	
February	312	
March	312	
April	312	
May	312	
June	312	

QUALITY

	Contract Quantity	Contract Base Number	Contract *	Region	England
% of all assessments that were assess and fit appliances (rolling 12 month period)	16	32	50.0%	61.9%	58.6%
% of all assessments that were assess and refuse (rolling 12 month period)	0	32	0.0%	9.9%	11.3%
% of all assessments that were assess and review (rolling 12 month period)	16	32	50.0%	28.2%	30.0%
% of terminated courses where treatment was abandoned or discontinued (rolling 12 month period)	1	11	9.1%	7.3%	7.4%
% of completed treatments indicating that PAR score was taken (year to date)	6	6	100.0%	67.6%	64.3%
Rate of removable appliances per 100 fixed appliances - proposed treatment (rolling 12 month period)	0	0	N/A	4.62	5.53
Rate of removable appliances per 100 fixed appliances - completed treatment (rolling 12 month period)	0	0	N/A	3.88	4.60
% of courses of treatment with removable appliances only - proposed treatment (rolling 12 month period)	0	16	0.0%	1.6%	1.9%
% of courses of treatment with removable appliances only - completed treatment (rolling 12 month period)	0	10	0.0%	1.5%	1.4%
% of patients satisfied with the treatment they have received (rolling 12 month period)	0	0	N/A	96.1%	95.9%

* Figures in italics indicate that the base number is less than 100.

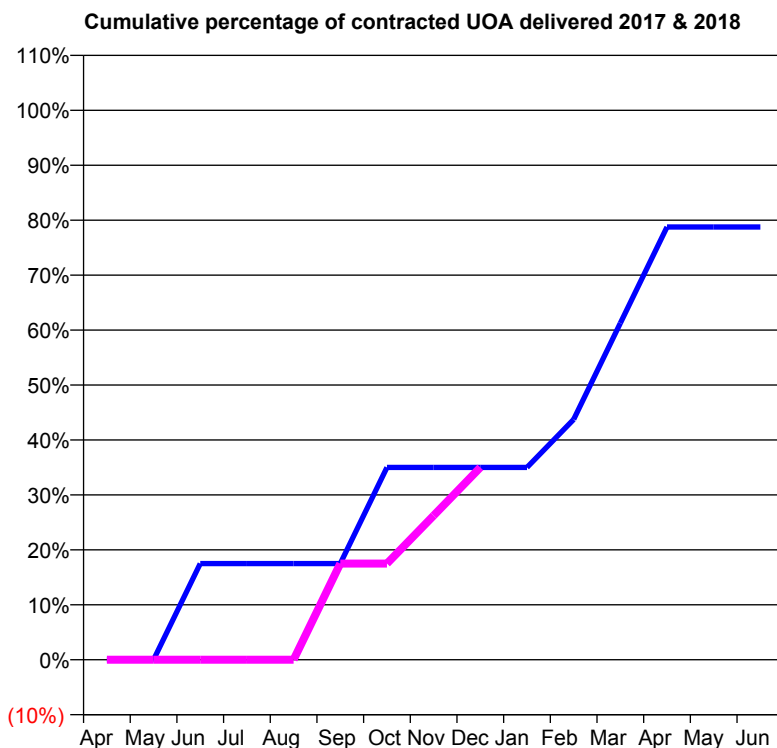
Q70 - Vital Signs Orthodontic At a Glance Contract Report for 190195/0006 - December 2017

Name or company name	Xeon Smiles UK Ltd
Contract type name	GDS Contract
Purpose of contract	General and Orthodontic
Contract start date	09/06/2008
Contract end date	

17/18 Contracted general activity (UDA)	4,501
Carry forward general activity (UDA)	0
17/18 Contracted orthodontic activity (UOA)	240
Carry forward orthodontic activity (UOA)	0
Baseline contract value	£119,695.57

ACCESS

	Contract	England and Wales
24 month ratio of assessments to patient IDs	1.00	1.09

ACTIVITY


Month	Adjusted Scheduled Activity (UOA)	
	2017	2018
April	0	0
May	0	0
June	42	0
July	42	0
August	42	0
September	42	42
October	84	42
November	84	63
December	84	84
January	84	
February	105	
March	147	
April	189	
May	189	
June	189	

QUALITY

	Contract Quantity	Contract Base Number	Contract *	Region	England
% of all assessments that were assess and fit appliances (rolling 12 month period)	9	9	100.0%	61.9%	58.6%
% of all assessments that were assess and refuse (rolling 12 month period)	0	9	0.0%	9.9%	11.3%
% of all assessments that were assess and review (rolling 12 month period)	0	9	0.0%	28.2%	30.0%
% of terminated courses where treatment was abandoned or discontinued (rolling 12 month period)	0	1	0.0%	7.3%	7.4%
% of completed treatments indicating that PAR score was taken (year to date)	1	1	100.0%	67.6%	64.3%
Rate of removable appliances per 100 fixed appliances - proposed treatment (rolling 12 month period)	0	0	N/A	4.62	5.53
Rate of removable appliances per 100 fixed appliances - completed treatment (rolling 12 month period)	0	0	N/A	3.88	4.60
% of courses of treatment with removable appliances only - proposed treatment (rolling 12 month period)	0	9	0.0%	1.6%	1.9%
% of courses of treatment with removable appliances only - completed treatment (rolling 12 month period)	0	1	0.0%	1.5%	1.4%
% of patients satisfied with the treatment they have received (rolling 12 month period)	0	0	N/A	96.1%	95.9%

* Figures in italics indicate that the base number is less than 100.

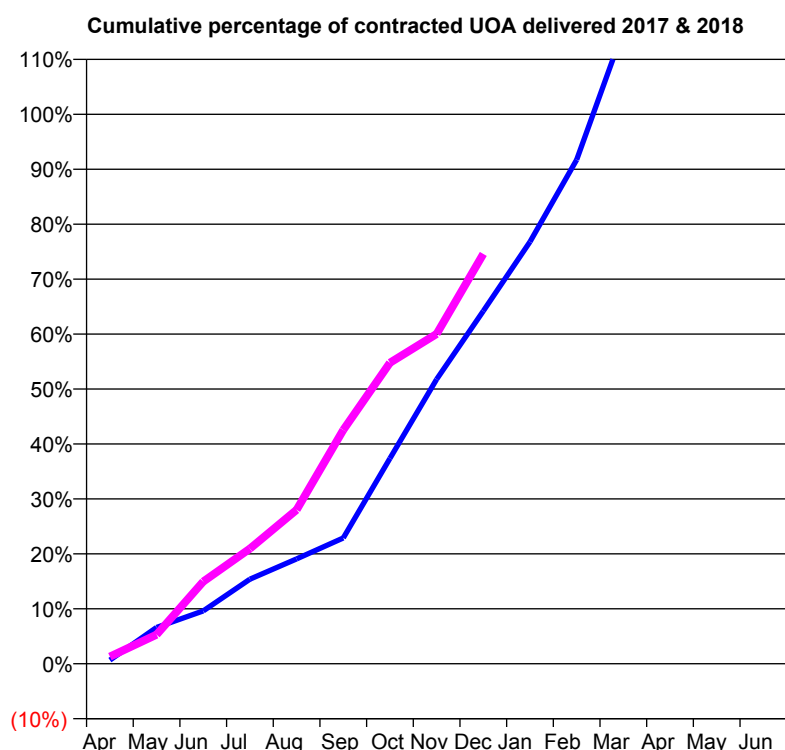
Q70 - Vital Signs Orthodontic At a Glance Contract Report for 191396/0001 - December 2017

Name or company name	Elizabeth Richardson (trading as Basingsto
Contract type name	PDS Contract
Purpose of contract	Orthodontic
Contract start date	01/05/2015
Contract end date	31/03/2018

17/18 Contracted general activity (UDA)	0
Carry forward general activity (UDA)	0
17/18 Contracted orthodontic activity (UOA)	3,473
Carry forward orthodontic activity (UOA)	0
Baseline contract value	£207,281.72

ACCESS

	Contract	England and Wales
24 month ratio of assessments to patient IDs	1.10	1.09

ACTIVITY


Month	Adjusted Scheduled Activity (UOA)	
	2017	2018
April	23	45
May	230	184
June	334	520
July	535	728
August	663	973
September	795	1,478
October	1,298	1,903
November	1,798	2,085
December	2,229	2,590
January	2,667	
February	3,185	
March	4,000	
April	4,147	
May	4,147	
June	4,147	

QUALITY

	Contract Quantity	Contract Base Number	Contract *	Region	England
% of all assessments that were assess and fit appliances (rolling 12 month period)	206	384	53.6%	61.9%	58.6%
% of all assessments that were assess and refuse (rolling 12 month period)	51	384	13.3%	9.9%	11.3%
% of all assessments that were assess and review (rolling 12 month period)	127	384	33.1%	28.2%	30.0%
% of terminated courses where treatment was abandoned or discontinued (rolling 12 month period)	31	274	11.3%	7.3%	7.4%
% of completed treatments indicating that PAR score was taken (year to date)	53	132	40.2%	67.6%	64.3%
Rate of removable appliances per 100 fixed appliances - proposed treatment (rolling 12 month period)	58	400	14.50	4.62	5.53
Rate of removable appliances per 100 fixed appliances - completed treatment (rolling 12 month period)	86	428	20.09	3.88	4.60
% of courses of treatment with removable appliances only - proposed treatment (rolling 12 month period)	1	206	0.5%	1.6%	1.9%
% of courses of treatment with removable appliances only - completed treatment (rolling 12 month period)	2	243	0.8%	1.5%	1.4%
% of patients satisfied with the treatment they have received (rolling 12 month period)	10	11	90.9%	96.1%	95.9%

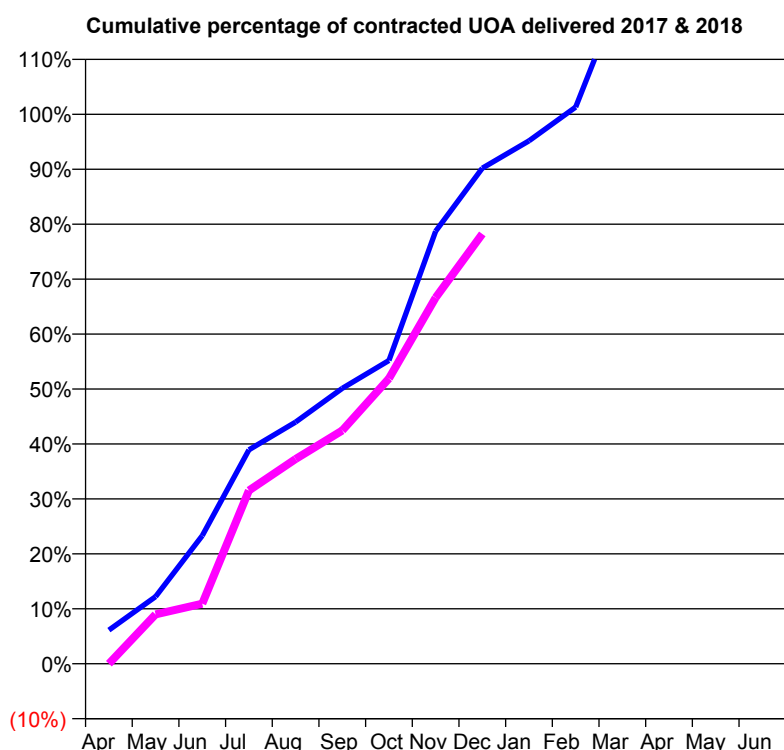
* Figures in italics indicate that the base number is less than 100.

Q70 - Vital Signs Orthodontic At a Glance Contract Report for 193682/0001 - December 2017

Name or company name	Braceurself Limited
Contract type name	PDS Contract
Purpose of contract	Orthodontic
Contract start date	01/04/2011
Contract end date	31/03/2018

17/18 Contracted general activity (UDA)	0
Carry forward general activity (UDA)	0
17/18 Contracted orthodontic activity (UOA)	3,446
Carry forward orthodontic activity (UOA)	0
Baseline contract value	£198,011.91

ACCESS	Contract	England and Wales
24 month ratio of assessments to patient IDs	1.03	1.09

ACTIVITY


Month	Adjusted Scheduled Activity (UOA)	
	2017	2018
April	211	0
May	421	310
June	803	377
July	1,342	1,087
August	1,516	1,284
September	1,727	1,463
October	1,902	1,789
November	2,712	2,296
December	3,108	2,696
January	3,279	
February	3,491	
March	4,226	
April	5,157	
May	5,431	
June	5,431	

QUALITY	Contract Quantity	Contract Base Number	Contract *	Region	England
% of all assessments that were assess and fit appliances (rolling 12 month period)	243	358	67.9%	61.9%	58.6%
% of all assessments that were assess and refuse (rolling 12 month period)	16	358	4.5%	9.9%	11.3%
% of all assessments that were assess and review (rolling 12 month period)	99	358	27.7%	28.2%	30.0%
% of terminated courses where treatment was abandoned or discontinued (rolling 12 month period)	9	200	4.5%	7.3%	7.4%
% of completed treatments indicating that PAR score was taken (year to date)	54	142	38.0%	67.6%	64.3%
Rate of removable appliances per 100 fixed appliances - proposed treatment (rolling 12 month period)	9	464	1.94	4.62	5.53
Rate of removable appliances per 100 fixed appliances - completed treatment (rolling 12 month period)	26	108	24.07	3.88	4.60
% of courses of treatment with removable appliances only - proposed treatment (rolling 12 month period)	3	243	1.2%	1.6%	1.9%
% of courses of treatment with removable appliances only - completed treatment (rolling 12 month period)	0	191	0.0%	1.5%	1.4%
% of patients satisfied with the treatment they have received (rolling 12 month period)	13	14	92.9%	96.1%	95.9%

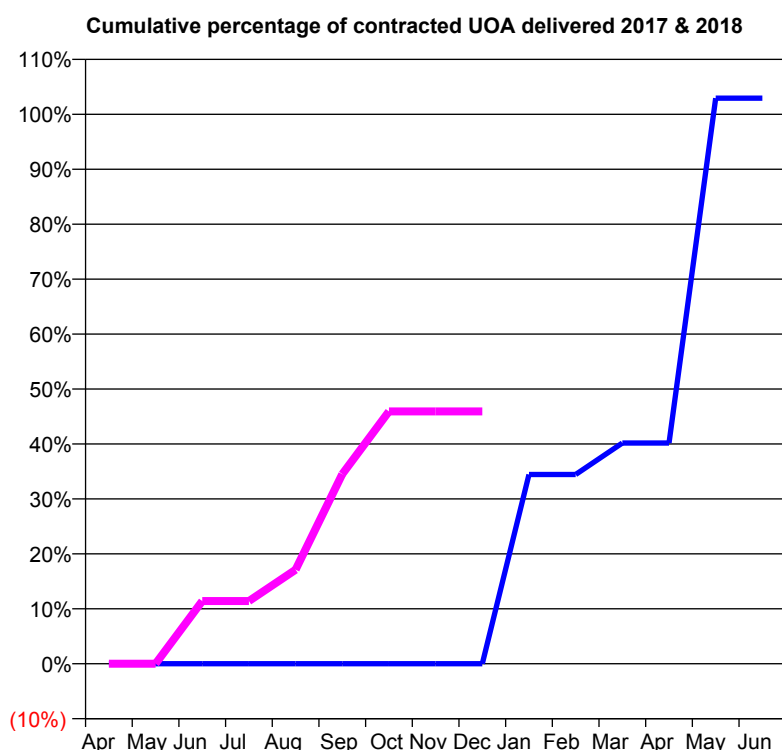
* Figures in italics indicate that the base number is less than 100.

Q70 - Vital Signs Orthodontic At a Glance Contract Report for 215066/0001 - December 2017

Name or company name	MR AM SIMMONS
Contract type name	GDS Contract
Purpose of contract	Orthodontic
Contract start date	01/04/2006
Contract end date	

17/18 Contracted general activity (UDA)	1,000
Carry forward general activity (UDA)	0
17/18 Contracted orthodontic activity (UOA)	368
Carry forward orthodontic activity (UOA)	0
Baseline contract value	£50,823.88

ACCESS	Contract	England and Wales
24 month ratio of assessments to patient IDs	1.00	1.09

ACTIVITY


Month	Adjusted Scheduled Activity (UOA)	
	2017	2018
April	0	0
May	0	0
June	0	42
July	0	42
August	0	63
September	0	127
October	0	169
November	0	169
December	0	169
January	127	
February	127	
March	148	
April	148	
May	379	
June	379	

QUALITY

	Contract Quantity	Contract Base Number	Contract *	Region	England
% of all assessments that were assess and fit appliances (rolling 12 month period)	27	28	96.4%	61.9%	58.6%
% of all assessments that were assess and refuse (rolling 12 month period)	1	28	3.6%	9.9%	11.3%
% of all assessments that were assess and review (rolling 12 month period)	0	28	0.0%	28.2%	30.0%
% of terminated courses where treatment was abandoned or discontinued (rolling 12 month period)	0	12	0.0%	7.3%	7.4%
% of completed treatments indicating that PAR score was taken (year to date)	9	9	100.0%	67.6%	64.3%
Rate of removable appliances per 100 fixed appliances - proposed treatment (rolling 12 month period)	1	52	1.92	4.62	5.53
Rate of removable appliances per 100 fixed appliances - completed treatment (rolling 12 month period)	0	0	N/A	3.88	4.60
% of courses of treatment with removable appliances only - proposed treatment (rolling 12 month period)	0	27	0.0%	1.6%	1.9%
% of courses of treatment with removable appliances only - completed treatment (rolling 12 month period)	0	12	0.0%	1.5%	1.4%
% of patients satisfied with the treatment they have received (rolling 12 month period)	0	0	N/A	96.1%	95.9%

* Figures in italics indicate that the base number is less than 100.

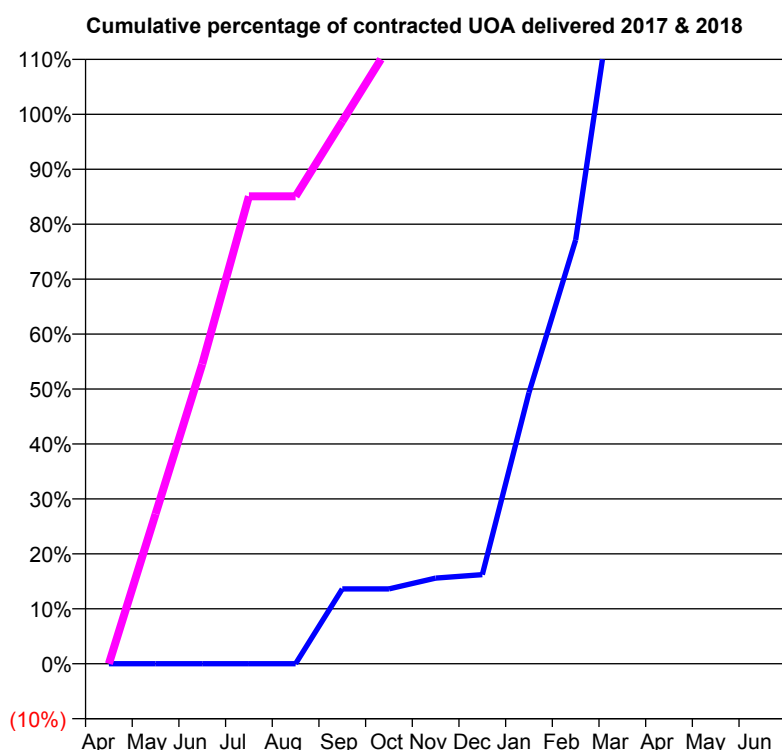
Q70 - Vital Signs Orthodontic At a Glance Contract Report for 215872/0003 - December 2017

Name or company name	Gosport Road Partnership
Contract type name	GDS Contract
Purpose of contract	Orthodontic
Contract start date	01/04/2006
Contract end date	

17/18 Contracted general activity (UDA)	1,849
Carry forward general activity (UDA)	0
17/18 Contracted orthodontic activity (UOA)	154
Carry forward orthodontic activity (UOA)	0
Baseline contract value	£58,544.10

ACCESS

	Contract	England and Wales
24 month ratio of assessments to patient IDs	1.00	1.09

ACTIVITY


Month	Adjusted Scheduled Activity (UOA)	
	2017	2018
April	0	0
May	0	42
June	0	84
July	0	131
August	0	131
September	21	152
October	21	173
November	24	173
December	25	173
January	76	
February	119	
March	207	
April	207	
May	207	
June	207	

QUALITY

	Contract Quantity	Contract Base Number	Contract *	Region	England
% of all assessments that were assess and fit appliances (rolling 12 month period)	17	31	54.8%	61.9%	58.6%
% of all assessments that were assess and refuse (rolling 12 month period)	2	31	6.5%	9.9%	11.3%
% of all assessments that were assess and review (rolling 12 month period)	12	31	38.7%	28.2%	30.0%
% of terminated courses where treatment was abandoned or discontinued (rolling 12 month period)	1	8	12.5%	7.3%	7.4%
% of completed treatments indicating that PAR score was taken (year to date)	1	5	20.0%	67.6%	64.3%
Rate of removable appliances per 100 fixed appliances - proposed treatment (rolling 12 month period)	1	32	3.13	4.62	5.53
Rate of removable appliances per 100 fixed appliances - completed treatment (rolling 12 month period)	0	2	0.00	3.88	4.60
% of courses of treatment with removable appliances only - proposed treatment (rolling 12 month period)	1	17	5.9%	1.6%	1.9%
% of courses of treatment with removable appliances only - completed treatment (rolling 12 month period)	0	7	0.0%	1.5%	1.4%
% of patients satisfied with the treatment they have received (rolling 12 month period)	1	1	100.0%	96.1%	95.9%

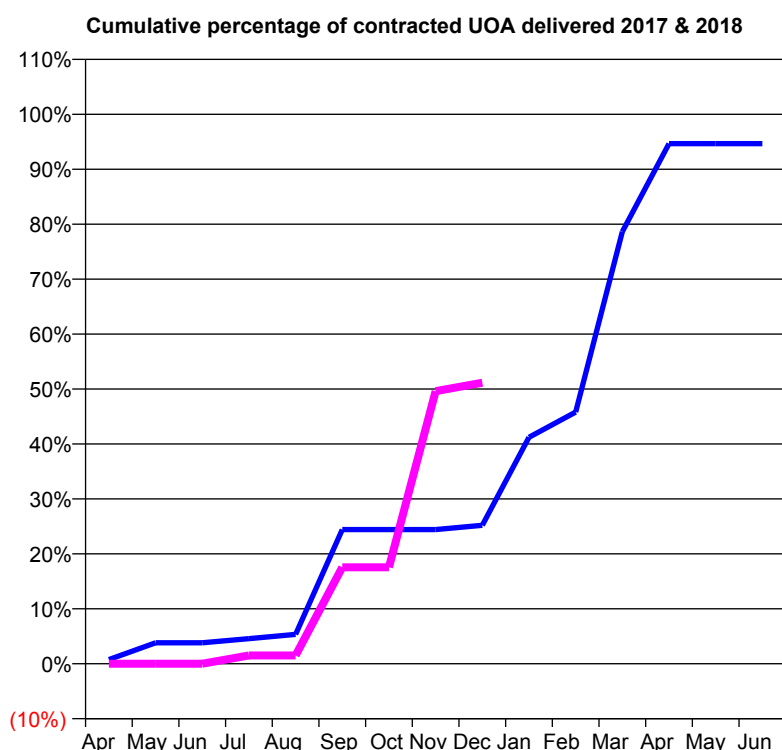
* Figures in italics indicate that the base number is less than 100.

Q70 - Vital Signs Orthodontic At a Glance Contract Report for 221252/0001 - December 2017

Name or company name	MR JR LIPPETT
Contract type name	GDS Contract
Purpose of contract	General and Orthodontic
Contract start date	01/04/2006
Contract end date	

17/18 Contracted general activity (UDA)	1,500
Carry forward general activity (UDA)	8
17/18 Contracted orthodontic activity (UOA)	131
Carry forward orthodontic activity (UOA)	0
Baseline contract value	£47,918.76

ACCESS	Contract	England and Wales
24 month ratio of assessments to patient IDs	1.08	1.09

ACTIVITY


Month	Adjusted Scheduled Activity (UOA)	
	2017	2018
April	1	0
May	5	0
June	5	0
July	6	2
August	7	2
September	32	23
October	32	23
November	32	65
December	33	67
January	54	
February	60	
March	103	
April	124	
May	124	
June	124	

QUALITY	Contract Quantity	Contract Base Number	Contract *	Region	England
% of all assessments that were assess and fit appliances (rolling 12 month period)	8	15	53.3%	61.9%	58.6%
% of all assessments that were assess and refuse (rolling 12 month period)	0	15	0.0%	9.9%	11.3%
% of all assessments that were assess and review (rolling 12 month period)	7	15	46.7%	28.2%	30.0%
% of terminated courses where treatment was abandoned or discontinued (rolling 12 month period)	0	0	N/A	7.3%	7.4%
% of completed treatments indicating that PAR score was taken (year to date)	0	0	N/A	67.6%	64.3%
Rate of removable appliances per 100 fixed appliances - proposed treatment (rolling 12 month period)	1	0	N/A	4.62	5.53
Rate of removable appliances per 100 fixed appliances - completed treatment (rolling 12 month period)	0	0	N/A	3.88	4.60
% of courses of treatment with removable appliances only - proposed treatment (rolling 12 month period)	1	8	12.5%	1.6%	1.9%
% of courses of treatment with removable appliances only - completed treatment (rolling 12 month period)	0	0	N/A	1.5%	1.4%
% of patients satisfied with the treatment they have received (rolling 12 month period)	0	0	N/A	96.1%	95.9%

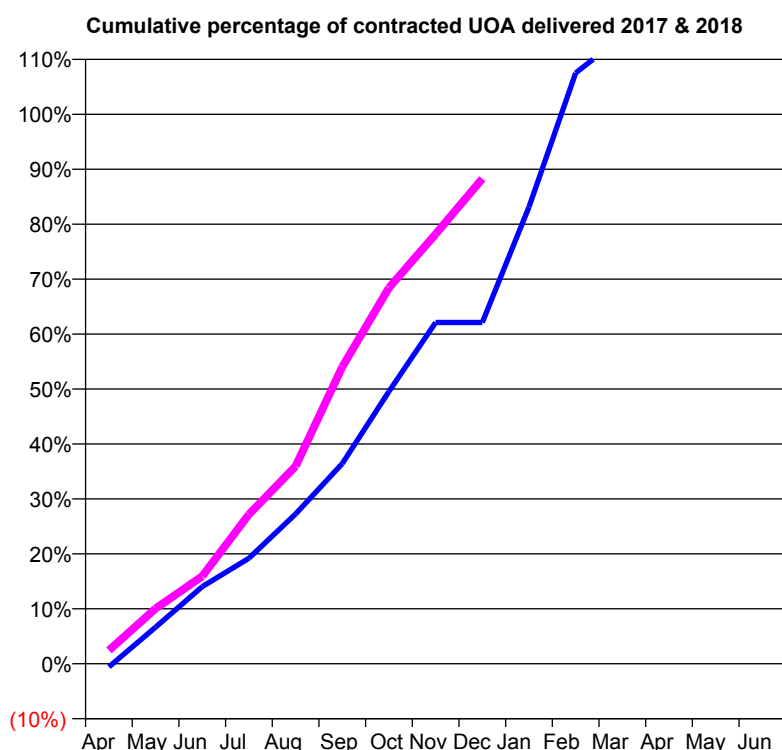
* Figures in italics indicate that the base number is less than 100.

Q70 - Vital Signs Orthodontic At a Glance Contract Report for 250481/0002 - December 2017

Name or company name	MR GK FLATISCHLER
Contract type name	PDS Contract
Purpose of contract	Orthodontic
Contract start date	01/04/2006
Contract end date	31/03/2018

17/18 Contracted general activity (UDA)	0
Carry forward general activity (UDA)	0
17/18 Contracted orthodontic activity (UOA)	10,372
Carry forward orthodontic activity (UOA)	0
Baseline contract value	£707,607.99

ACCESS	Contract	England and Wales
24 month ratio of assessments to patient IDs	1.03	1.09

ACTIVITY


Month	Adjusted Scheduled Activity (UOA)	
	2017	2018
April	-61	254
May	692	1,044
June	1,457	1,652
July	1,991	2,821
August	2,828	3,728
September	3,778	5,604
October	5,140	7,097
November	6,442	8,111
December	6,442	9,156
January	8,622	
February	11,151	
March	11,840	
April	12,434	
May	12,520	
June	12,520	

QUALITY	Contract Quantity	Contract Base Number	Contract *	Region	England
% of all assessments that were assess and fit appliances (rolling 12 month period)	712	1,073	66.4%	61.9%	58.6%
% of all assessments that were assess and refuse (rolling 12 month period)	177	1,073	16.5%	9.9%	11.3%
% of all assessments that were assess and review (rolling 12 month period)	184	1,073	17.1%	28.2%	30.0%
% of terminated courses where treatment was abandoned or discontinued (rolling 12 month period)	7	263	2.7%	7.3%	7.4%
% of completed treatments indicating that PAR score was taken (year to date)	49	174	28.2%	67.6%	64.3%
Rate of removable appliances per 100 fixed appliances - proposed treatment (rolling 12 month period)	0	0	N/A	4.62	5.53
Rate of removable appliances per 100 fixed appliances - completed treatment (rolling 12 month period)	0	0	N/A	3.88	4.60
% of courses of treatment with removable appliances only - proposed treatment (rolling 12 month period)	0	712	0.0%	1.6%	1.9%
% of courses of treatment with removable appliances only - completed treatment (rolling 12 month period)	0	256	0.0%	1.5%	1.4%
% of patients satisfied with the treatment they have received (rolling 12 month period)	33	34	97.1%	96.1%	95.9%

* Figures in italics indicate that the base number is less than 100.

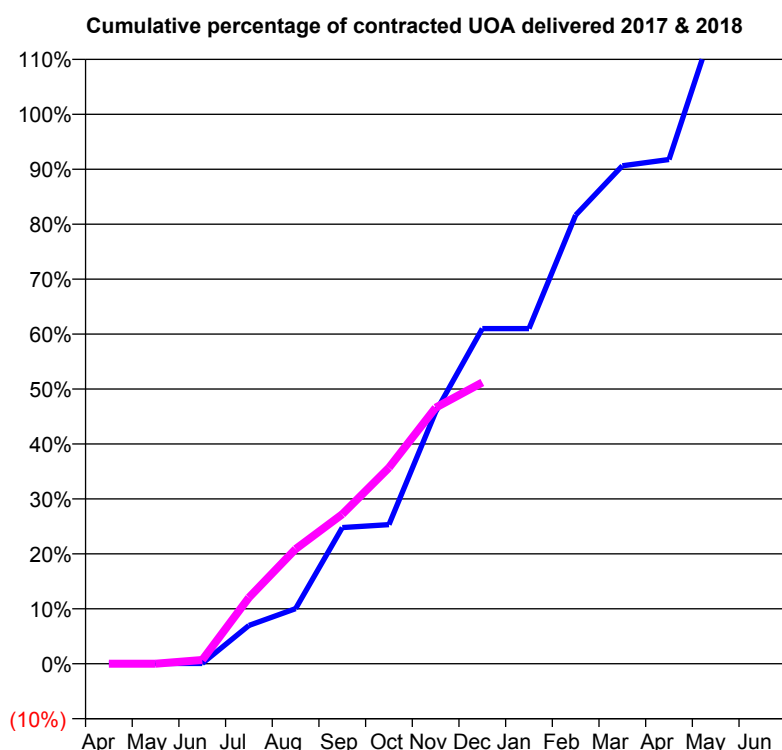
Q70 - Vital Signs Orthodontic At a Glance Contract Report for 254169/0002 - December 2017

Name or company name	MR V KONTOGIANNIS
Contract type name	PDS Contract
Purpose of contract	Orthodontic
Contract start date	01/04/2006
Contract end date	31/03/2026

17/18 Contracted general activity (UDA)	0
Carry forward general activity (UDA)	0
17/18 Contracted orthodontic activity (UOA)	3,869
Carry forward orthodontic activity (UOA)	0
Baseline contract value	£253,762.89

ACCESS	Contract	England and Wales
--------	----------	-------------------

24 month ratio of assessments to patient IDs	1.03	1.09
--	------	------

ACTIVITY


Month	Adjusted Scheduled Activity (UOA)	
	2017	2018
April	2	0
May	2	0
June	2	27
July	270	466
August	388	808
September	959	1,053
October	980	1,381
November	1,773	1,803
December	2,360	1,981
January	2,360	
February	3,159	
March	3,506	
April	3,550	
May	4,540	
June	4,591	

QUALITY	Contract Quantity	Contract Base Number	Contract *	Region	England
---------	-------------------	----------------------	------------	--------	---------

% of all assessments that were assess and fit appliances (rolling 12 month period)	190	434	43.8%	61.9%	58.6%
% of all assessments that were assess and refuse (rolling 12 month period)	105	434	24.2%	9.9%	11.3%
% of all assessments that were assess and review (rolling 12 month period)	139	434	32.0%	28.2%	30.0%
% of terminated courses where treatment was abandoned or discontinued (rolling 12 month period)	16	135	11.9%	7.3%	7.4%
% of completed treatments indicating that PAR score was taken (year to date)	30	81	37.0%	67.6%	64.3%
Rate of removable appliances per 100 fixed appliances - proposed treatment (rolling 12 month period)	23	378	6.08	4.62	5.53
Rate of removable appliances per 100 fixed appliances - completed treatment (rolling 12 month period)	0	0	N/A	3.88	4.60
% of courses of treatment with removable appliances only - proposed treatment (rolling 12 month period)	0	190	0.0%	1.6%	1.9%
% of courses of treatment with removable appliances only - completed treatment (rolling 12 month period)	0	119	0.0%	1.5%	1.4%
% of patients satisfied with the treatment they have received (rolling 12 month period)	7	7	100.0%	96.1%	95.9%

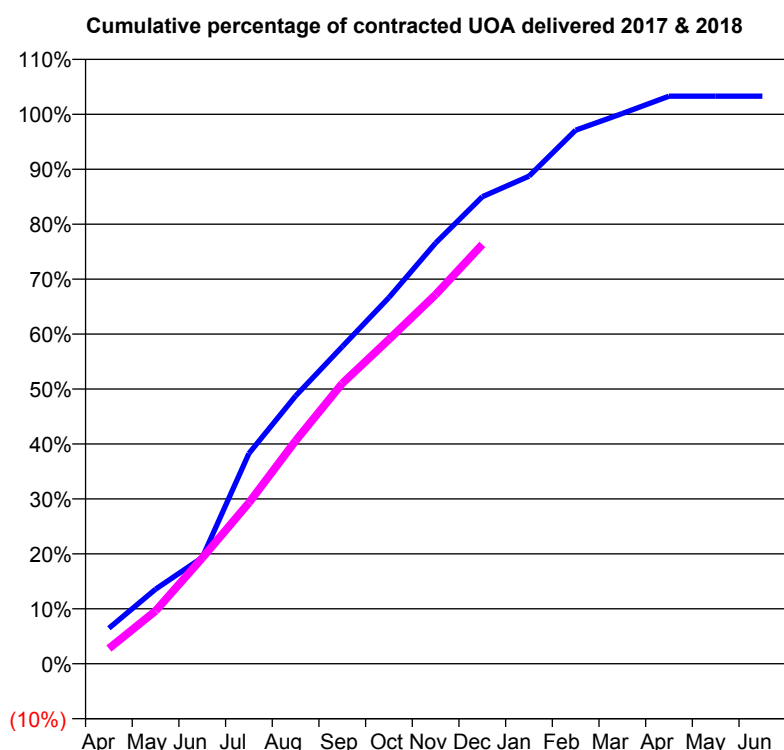
* Figures in italics indicate that the base number is less than 100.

Q70 - Vital Signs Orthodontic At a Glance Contract Report for 310360/0001 - December 2017

Name or company name	MRS ME LAMMIMAN
Contract type name	PDS Contract
Purpose of contract	General and Orthodontic
Contract start date	01/04/2006
Contract end date	31/03/2019

17/18 Contracted general activity (UDA)	0
Carry forward general activity (UDA)	0
17/18 Contracted orthodontic activity (UOA)	4,027
Carry forward orthodontic activity (UOA)	0
Baseline contract value	£253,432.56

ACCESS	Contract	England and Wales
24 month ratio of assessments to patient IDs	1.14	1.09

ACTIVITY


Month	Adjusted Scheduled Activity (UOA)	
	2017	2018
April	260	112
May	547	388
June	779	775
July	1,541	1,180
August	1,963	1,635
September	2,325	2,055
October	2,684	2,377
November	3,084	2,706
December	3,423	3,073
January	3,573	
February	3,911	
March	4,032	
April	4,159	
May	4,159	
June	4,159	

QUALITY	Contract Quantity	Contract Base Number	Contract *	Region	England
% of all assessments that were assess and fit appliances (rolling 12 month period)	173	324	53.4%	61.9%	58.6%
% of all assessments that were assess and refuse (rolling 12 month period)	10	324	3.1%	9.9%	11.3%
% of all assessments that were assess and review (rolling 12 month period)	141	324	43.5%	28.2%	30.0%
% of terminated courses where treatment was abandoned or discontinued (rolling 12 month period)	25	202	12.4%	7.3%	7.4%
% of completed treatments indicating that PAR score was taken (year to date)	115	139	82.7%	67.6%	64.3%
Rate of removable appliances per 100 fixed appliances - proposed treatment (rolling 12 month period)	18	342	5.26	4.62	5.53
Rate of removable appliances per 100 fixed appliances - completed treatment (rolling 12 month period)	3	337	0.89	3.88	4.60
% of courses of treatment with removable appliances only - proposed treatment (rolling 12 month period)	0	173	0.0%	1.6%	1.9%
% of courses of treatment with removable appliances only - completed treatment (rolling 12 month period)	0	177	0.0%	1.5%	1.4%
% of patients satisfied with the treatment they have received (rolling 12 month period)	5	5	100.0%	96.1%	95.9%

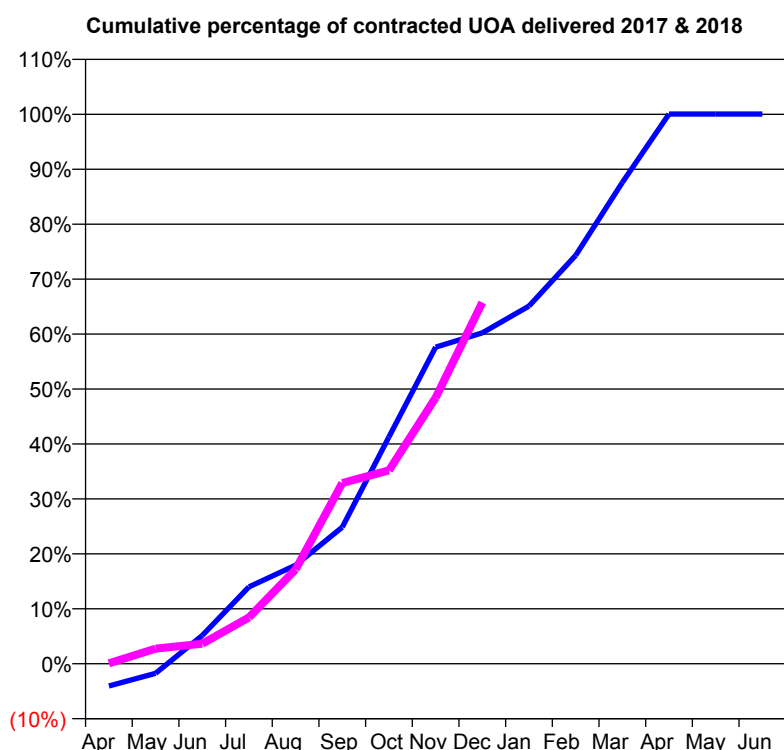
* Figures in italics indicate that the base number is less than 100.

Q70 - Vital Signs Orthodontic At a Glance Contract Report for 332682/0001 - December 2017

Name or company name	MRS EC WEEKS
Contract type name	PDS Contract
Purpose of contract	Orthodontic
Contract start date	01/04/2006
Contract end date	31/03/2018

17/18 Contracted general activity (UDA)	0
Carry forward general activity (UDA)	0
17/18 Contracted orthodontic activity (UOA)	2,730
Carry forward orthodontic activity (UOA)	0
Baseline contract value	£163,958.05

ACCESS	Contract	England and Wales
24 month ratio of assessments to patient IDs	1.01	1.09

ACTIVITY


Month	Adjusted Scheduled Activity (UOA)	
	2017	2018
April	-111	2
May	-48	75
June	141	100
July	382	230
August	490	469
September	679	898
October	1,127	961
November	1,573	1,322
December	1,644	1,795
January	1,777	
February	2,029	
March	2,391	
April	2,731	
May	2,731	
June	2,731	

QUALITY	Contract Quantity	Contract Base Number	Contract *	Region	England
% of all assessments that were assess and fit appliances (rolling 12 month period)	139	189	73.5%	61.9%	58.6%
% of all assessments that were assess and refuse (rolling 12 month period)	23	189	12.2%	9.9%	11.3%
% of all assessments that were assess and review (rolling 12 month period)	27	189	14.3%	28.2%	30.0%
% of terminated courses where treatment was abandoned or discontinued (rolling 12 month period)	14	166	8.4%	7.3%	7.4%
% of completed treatments indicating that PAR score was taken (year to date)	109	120	90.8%	67.6%	64.3%
Rate of removable appliances per 100 fixed appliances - proposed treatment (rolling 12 month period)	30	267	11.24	4.62	5.53
Rate of removable appliances per 100 fixed appliances - completed treatment (rolling 12 month period)	47	297	15.82	3.88	4.60
% of courses of treatment with removable appliances only - proposed treatment (rolling 12 month period)	2	139	1.4%	1.6%	1.9%
% of courses of treatment with removable appliances only - completed treatment (rolling 12 month period)	2	152	1.3%	1.5%	1.4%
% of patients satisfied with the treatment they have received (rolling 12 month period)	4	4	100.0%	96.1%	95.9%

* Figures in italics indicate that the base number is less than 100.

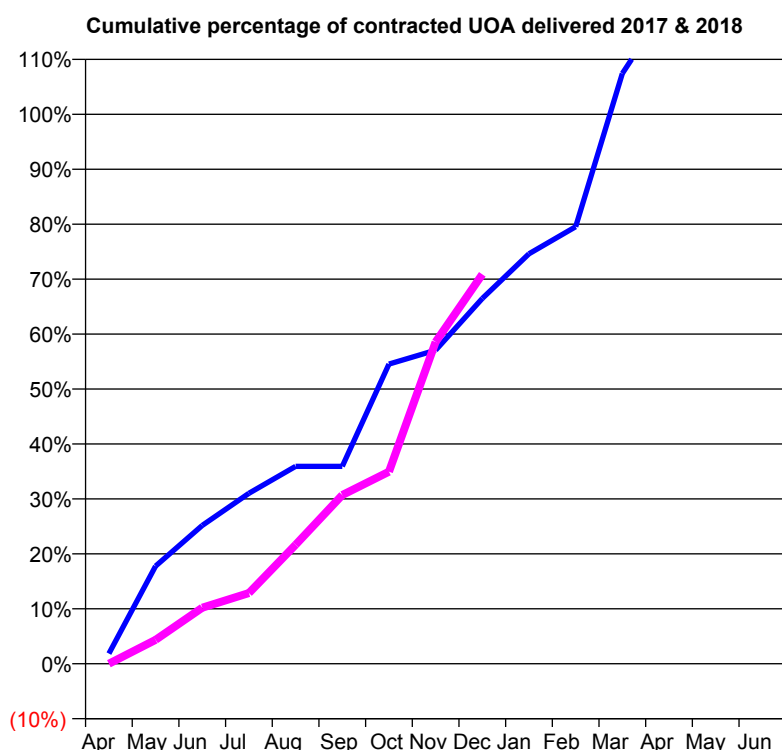
Q70 - Vital Signs Orthodontic At a Glance Contract Report for 338389/0001 - December 2017

Name or company name	MR TA HARTRIDGE
Contract type name	PDS Contract
Purpose of contract	Orthodontic
Contract start date	01/04/2006
Contract end date	31/03/2026

17/18 Contracted general activity (UDA)	0
Carry forward general activity (UDA)	0
17/18 Contracted orthodontic activity (UOA)	7,915
Carry forward orthodontic activity (UOA)	0
Baseline contract value	£519,113.55

ACCESS

	Contract	England and Wales
24 month ratio of assessments to patient IDs	1.06	1.09

ACTIVITY


Month	Adjusted Scheduled Activity (UOA)	
	2017	2018
April	146	0
May	1,407	344
June	1,993	808
July	2,455	1,018
August	2,843	1,714
September	2,843	2,431
October	4,317	2,767
November	4,516	4,635
December	5,262	5,609
January	5,906	
February	6,296	
March	8,502	
April	9,519	
May	9,540	
June	9,540	

QUALITY

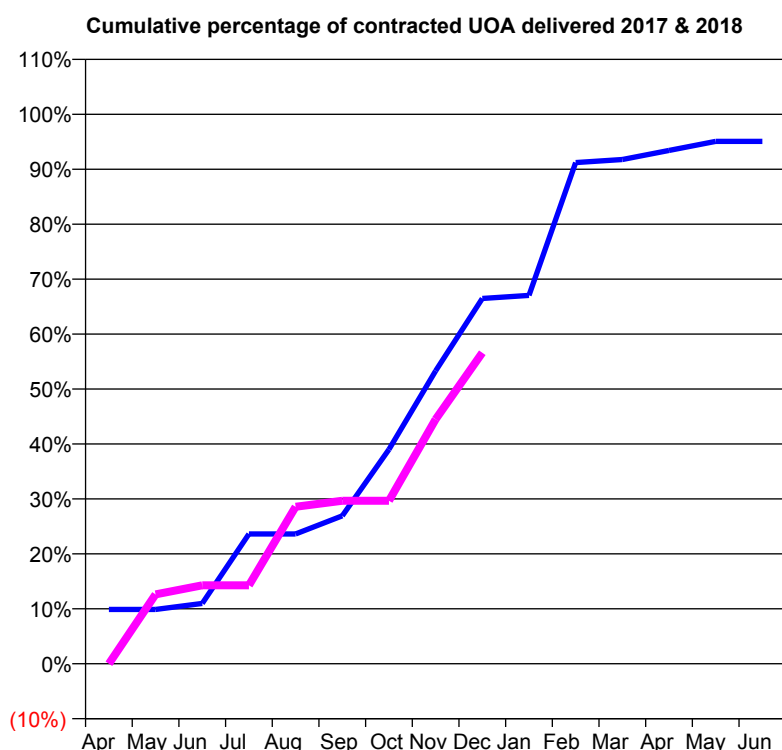
	Contract Quantity	Contract Base Number	Contract *	Region	England
% of all assessments that were assess and fit appliances (rolling 12 month period)	447	1,022	43.7%	61.9%	58.6%
% of all assessments that were assess and refuse (rolling 12 month period)	189	1,022	18.5%	9.9%	11.3%
% of all assessments that were assess and review (rolling 12 month period)	386	1,022	37.8%	28.2%	30.0%
% of terminated courses where treatment was abandoned or discontinued (rolling 12 month period)	26	390	6.7%	7.3%	7.4%
% of completed treatments indicating that PAR score was taken (year to date)	114	265	43.0%	67.6%	64.3%
Rate of removable appliances per 100 fixed appliances - proposed treatment (rolling 12 month period)	0	872	0.00	4.62	5.53
Rate of removable appliances per 100 fixed appliances - completed treatment (rolling 12 month period)	1	700	0.14	3.88	4.60
% of courses of treatment with removable appliances only - proposed treatment (rolling 12 month period)	0	447	0.0%	1.6%	1.9%
% of courses of treatment with removable appliances only - completed treatment (rolling 12 month period)	0	364	0.0%	1.5%	1.4%
% of patients satisfied with the treatment they have received (rolling 12 month period)	8	8	100.0%	96.1%	95.9%

* Figures in italics indicate that the base number is less than 100.

Q70 - Vital Signs Orthodontic At a Glance Contract Report for 567485/0002 - December 2017

Name or company name	MR PT JONES	17/18 Contracted general activity (UDA)	800
Contract type name	GDS Contract	Carry forward general activity (UDA)	0
Purpose of contract	General and Orthodontic	17/18 Contracted orthodontic activity (UOA)	182
Contract start date	01/04/2006	Carry forward orthodontic activity (UOA)	0
Contract end date		Baseline contract value	£37,135.71

ACCESS	Contract	England and Wales
24 month ratio of assessments to patient IDs	1.04	1.09

ACTIVITY


Month	Adjusted Scheduled Activity (UOA)	
	2017	2018
April	18	0
May	18	23
June	20	26
July	43	26
August	43	52
September	49	54
October	71	54
November	97	81
December	121	103
January	122	
February	166	
March	167	
April	170	
May	173	
June	173	

QUALITY

	Contract Quantity	Contract Base Number	Contract *	Region	England
% of all assessments that were assess and fit appliances (rolling 12 month period)	6	35	17.1%	61.9%	58.6%
% of all assessments that were assess and refuse (rolling 12 month period)	1	35	2.9%	9.9%	11.3%
% of all assessments that were assess and review (rolling 12 month period)	28	35	80.0%	28.2%	30.0%
% of terminated courses where treatment was abandoned or discontinued (rolling 12 month period)	0	7	0.0%	7.3%	7.4%
% of completed treatments indicating that PAR score was taken (year to date)	6	6	100.0%	67.6%	64.3%
Rate of removable appliances per 100 fixed appliances - proposed treatment (rolling 12 month period)	4	12	33.33	4.62	5.53
Rate of removable appliances per 100 fixed appliances - completed treatment (rolling 12 month period)	0	0	N/A	3.88	4.60
% of courses of treatment with removable appliances only - proposed treatment (rolling 12 month period)	0	6	0.0%	1.6%	1.9%
% of courses of treatment with removable appliances only - completed treatment (rolling 12 month period)	0	7	0.0%	1.5%	1.4%
% of patients satisfied with the treatment they have received (rolling 12 month period)	0	0	N/A	96.1%	95.9%

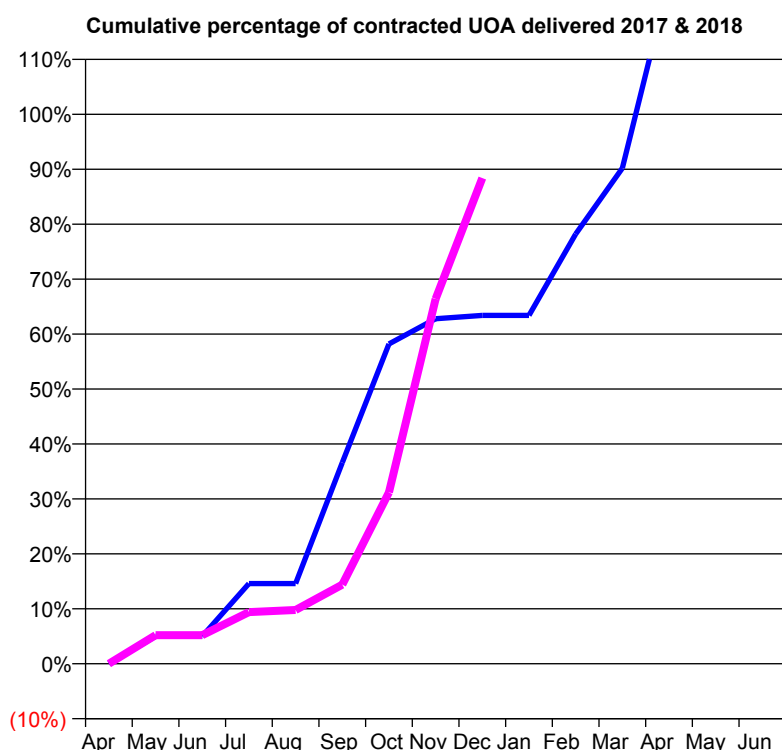
* Figures in italics indicate that the base number is less than 100.

Q70 - Vital Signs Orthodontic At a Glance Contract Report for 574074/0001 - December 2017

Name or company name	MR NL JONES
Contract type name	GDS Contract
Purpose of contract	Orthodontic
Contract start date	01/04/2006
Contract end date	

17/18 Contracted general activity (UDA)	13,816
Carry forward general activity (UDA)	0
17/18 Contracted orthodontic activity (UOA)	500
Carry forward orthodontic activity (UOA)	0
Baseline contract value	£437,597.63

ACCESS	Contract	England and Wales
24 month ratio of assessments to patient IDs	1.19	1.09

ACTIVITY


Month	Adjusted Scheduled Activity (UOA)	
	2017	2018
April	0	0
May	25	26
June	25	26
July	73	47
August	73	49
September	183	72
October	291	156
November	314	332
December	317	442
January	317	
February	391	
March	451	
April	621	
May	621	
June	621	

QUALITY	Contract Quantity	Contract Base Number	Contract *	Region	England
% of all assessments that were assess and fit appliances (rolling 12 month period)	36	64	56.3%	61.9%	58.6%
% of all assessments that were assess and refuse (rolling 12 month period)	5	64	7.8%	9.9%	11.3%
% of all assessments that were assess and review (rolling 12 month period)	23	64	35.9%	28.2%	30.0%
% of terminated courses where treatment was abandoned or discontinued (rolling 12 month period)	2	7	28.6%	7.3%	7.4%
% of completed treatments indicating that PAR score was taken (year to date)	2	2	100.0%	67.6%	64.3%
Rate of removable appliances per 100 fixed appliances - proposed treatment (rolling 12 month period)	4	53	7.55	4.62	5.53
Rate of removable appliances per 100 fixed appliances - completed treatment (rolling 12 month period)	0	7	0.00	3.88	4.60
% of courses of treatment with removable appliances only - proposed treatment (rolling 12 month period)	1	36	2.8%	1.6%	1.9%
% of courses of treatment with removable appliances only - completed treatment (rolling 12 month period)	0	5	0.0%	1.5%	1.4%
% of patients satisfied with the treatment they have received (rolling 12 month period)	1	1	100.0%	96.1%	95.9%

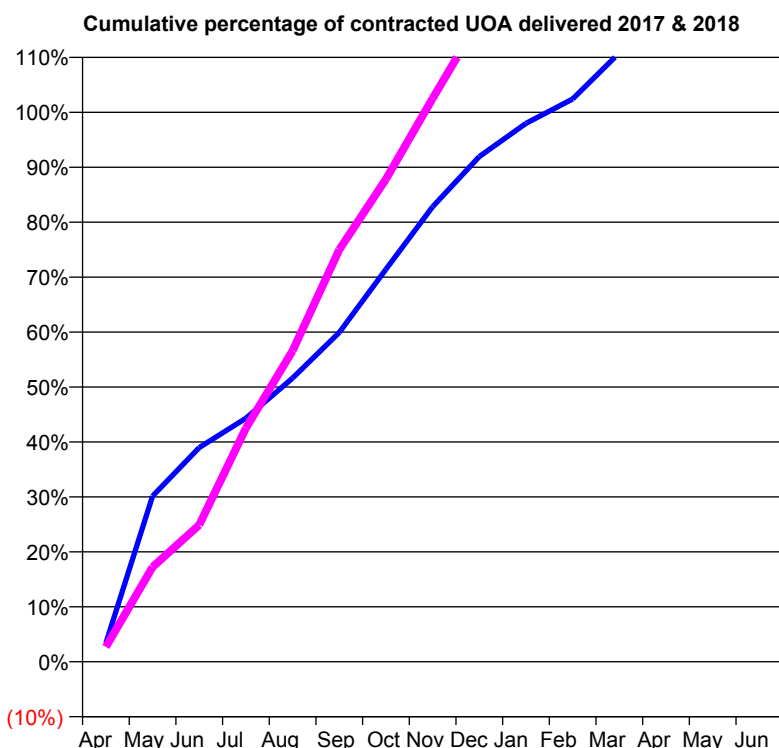
* Figures in italics indicate that the base number is less than 100.

Q70 - Vital Signs Orthodontic At a Glance Contract Report for 737267/0001 - December 2017

Name or company name	MS NM HENDRICKSE
Contract type name	PDS Contract
Purpose of contract	Orthodontic
Contract start date	01/04/2006
Contract end date	31/03/2018

17/18 Contracted general activity (UDA)	0
Carry forward general activity (UDA)	0
17/18 Contracted orthodontic activity (UOA)	5,750
Carry forward orthodontic activity (UOA)	0
Baseline contract value	£375,515.07

ACCESS	Contract	England and Wales
24 month ratio of assessments to patient IDs	1.04	1.09

ACTIVITY


Month	Adjusted Scheduled Activity (UOA)	
	2017	2018
April	196	155
May	1,734	992
June	2,242	1,433
July	2,548	2,446
August	2,968	3,254
September	3,446	4,312
October	4,107	5,051
November	4,762	5,894
December	5,286	6,718
January	5,634	
February	5,889	
March	6,370	
April	6,608	
May	6,611	
June	6,611	

QUALITY	Contract Quantity	Contract Base Number	Contract *	Region	England
% of all assessments that were assess and fit appliances (rolling 12 month period)	369	816	45.2%	61.9%	58.6%
% of all assessments that were assess and refuse (rolling 12 month period)	196	816	24.0%	9.9%	11.3%
% of all assessments that were assess and review (rolling 12 month period)	251	816	30.8%	28.2%	30.0%
% of terminated courses where treatment was abandoned or discontinued (rolling 12 month period)	24	294	8.2%	7.3%	7.4%
% of completed treatments indicating that PAR score was taken (year to date)	113	187	60.4%	67.6%	64.3%
Rate of removable appliances per 100 fixed appliances - proposed treatment (rolling 12 month period)	38	699	5.44	4.62	5.53
Rate of removable appliances per 100 fixed appliances - completed treatment (rolling 12 month period)	27	485	5.57	3.88	4.60
% of courses of treatment with removable appliances only - proposed treatment (rolling 12 month period)	11	369	3.0%	1.6%	1.9%
% of courses of treatment with removable appliances only - completed treatment (rolling 12 month period)	10	270	3.7%	1.5%	1.4%
% of patients satisfied with the treatment they have received (rolling 12 month period)	11	11	100.0%	96.1%	95.9%

* Figures in italics indicate that the base number is less than 100.

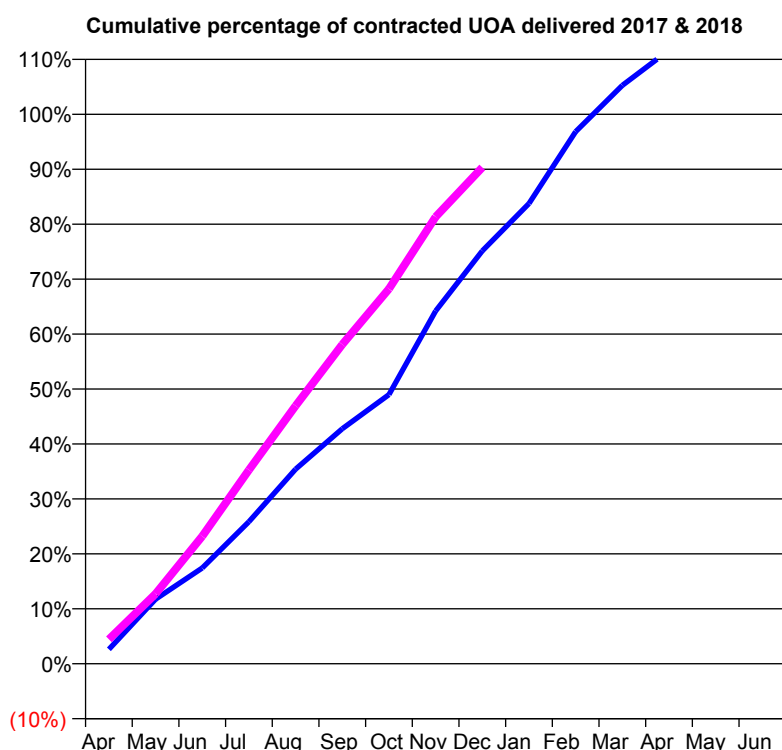
Q70 - Vital Signs Orthodontic At a Glance Contract Report for 745383/0001 - December 2017

Name or company name	MR DJ GALE
Contract type name	PDS Contract
Purpose of contract	Orthodontic
Contract start date	01/04/2006
Contract end date	31/03/2026

17/18 Contracted general activity (UDA)	0
Carry forward general activity (UDA)	0
17/18 Contracted orthodontic activity (UOA)	7,045
Carry forward orthodontic activity (UOA)	0
Baseline contract value	£499,446.38

ACCESS

	Contract	England and Wales
24 month ratio of assessments to patient IDs	1.09	1.09

ACTIVITY


Month	Adjusted Scheduled Activity (UOA)	
	2017	2018
April	185	314
May	828	896
June	1,228	1,636
July	1,822	2,485
August	2,495	3,307
September	3,014	4,093
October	3,450	4,806
November	4,522	5,730
December	5,294	6,364
January	5,900	
February	6,823	
March	7,416	
April	7,865	
May	7,866	
June	7,866	

QUALITY

	Contract Quantity	Contract Base Number	Contract *	Region	England
% of all assessments that were assess and fit appliances (rolling 12 month period)	414	789	52.5%	61.9%	58.6%
% of all assessments that were assess and refuse (rolling 12 month period)	119	789	15.1%	9.9%	11.3%
% of all assessments that were assess and review (rolling 12 month period)	256	789	32.4%	28.2%	30.0%
% of terminated courses where treatment was abandoned or discontinued (rolling 12 month period)	14	325	4.3%	7.3%	7.4%
% of completed treatments indicating that PAR score was taken (year to date)	62	237	26.2%	67.6%	64.3%
Rate of removable appliances per 100 fixed appliances - proposed treatment (rolling 12 month period)	1	816	0.12	4.62	5.53
Rate of removable appliances per 100 fixed appliances - completed treatment (rolling 12 month period)	3	615	0.49	3.88	4.60
% of courses of treatment with removable appliances only - proposed treatment (rolling 12 month period)	1	414	0.2%	1.6%	1.9%
% of courses of treatment with removable appliances only - completed treatment (rolling 12 month period)	1	311	0.3%	1.5%	1.4%
% of patients satisfied with the treatment they have received (rolling 12 month period)	20	21	95.2%	96.1%	95.9%

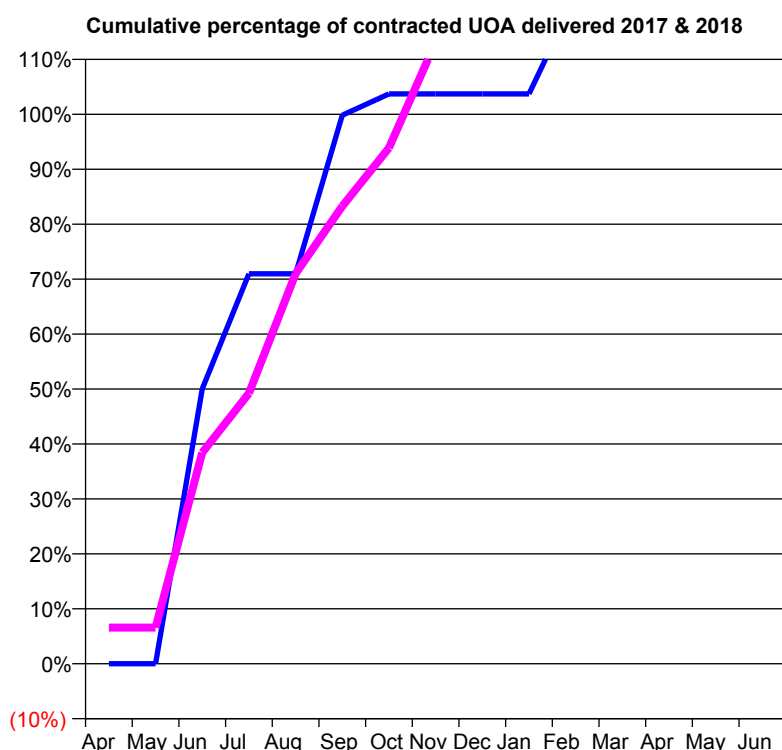
* Figures in italics indicate that the base number is less than 100.

Q70 - Vital Signs Orthodontic At a Glance Contract Report for 767689/0001 - December 2017

Name or company name	Southampton Orthodontic Centre
Contract type name	PDS Contract
Purpose of contract	Orthodontic
Contract start date	30/10/2009
Contract end date	31/03/2018

17/18 Contracted general activity (UDA)	0
Carry forward general activity (UDA)	0
17/18 Contracted orthodontic activity (UOA)	12,502
Carry forward orthodontic activity (UOA)	0
Baseline contract value	£682,941.69

ACCESS	Contract	England and Wales
24 month ratio of assessments to patient IDs	1.00	1.09

ACTIVITY


Month	Adjusted Scheduled Activity (UOA)	
	2017	2018
April	0	823
May	0	823
June	6,254	4,803
July	8,874	6,155
August	8,874	8,876
September	12,481	10,411
October	12,966	11,736
November	12,966	14,146
December	12,966	14,654
January	12,966	
February	15,179	
March	15,179	
April	15,179	
May	15,179	
June	15,179	

QUALITY	Contract Quantity	Contract Base Number	Contract *	Region	England
% of all assessments that were assess and fit appliances (rolling 12 month period)	811	811	100.0%	61.9%	58.6%
% of all assessments that were assess and refuse (rolling 12 month period)	0	811	0.0%	9.9%	11.3%
% of all assessments that were assess and review (rolling 12 month period)	0	811	0.0%	28.2%	30.0%
% of terminated courses where treatment was abandoned or discontinued (rolling 12 month period)	123	828	14.9%	7.3%	7.4%
% of completed treatments indicating that PAR score was taken (year to date)	425	468	90.8%	67.6%	64.3%
Rate of removable appliances per 100 fixed appliances - proposed treatment (rolling 12 month period)	18	1,469	1.23	4.62	5.53
Rate of removable appliances per 100 fixed appliances - completed treatment (rolling 12 month period)	14	1,254	1.12	3.88	4.60
% of courses of treatment with removable appliances only - proposed treatment (rolling 12 month period)	15	811	1.8%	1.6%	1.9%
% of courses of treatment with removable appliances only - completed treatment (rolling 12 month period)	7	705	1.0%	1.5%	1.4%
% of patients satisfied with the treatment they have received (rolling 12 month period)	12	12	100.0%	96.1%	95.9%

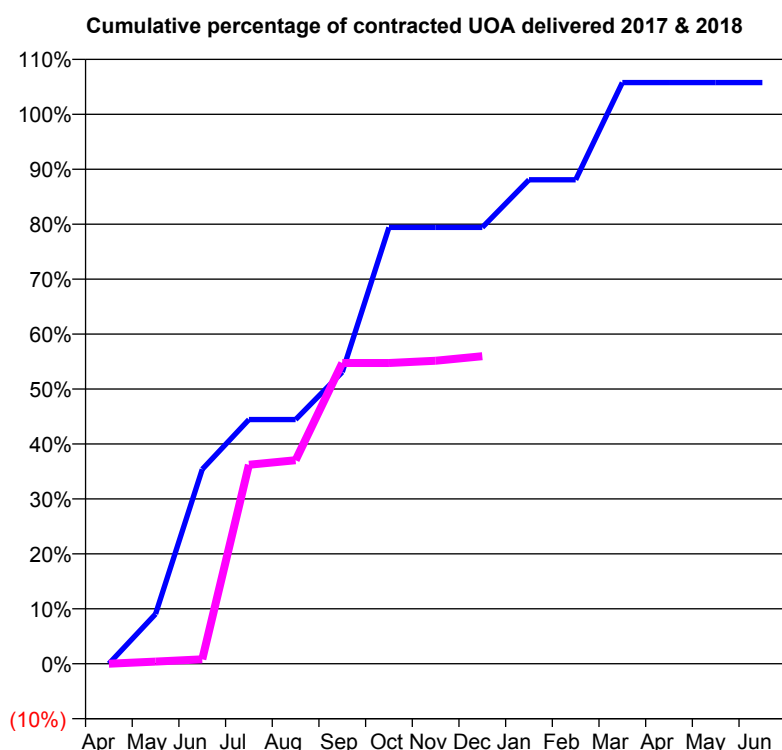
* Figures in italics indicate that the base number is less than 100.

Q70 - Vital Signs Orthodontic At a Glance Contract Report for 820563/0001 - December 2017

Name or company name	MR MJ COLE
Contract type name	GDS Contract
Purpose of contract	General and Orthodontic
Contract start date	01/04/2006
Contract end date	

17/18 Contracted general activity (UDA)	1,870
Carry forward general activity (UDA)	36
17/18 Contracted orthodontic activity (UOA)	243
Carry forward orthodontic activity (UOA)	0
Baseline contract value	£64,411.65

ACCESS	Contract	England and Wales
24 month ratio of assessments to patient IDs	1.10	1.09

ACTIVITY


Month	Adjusted Scheduled Activity (UOA)	
	2017	2018
April	0	0
May	22	1
June	86	2
July	108	88
August	108	90
September	129	133
October	193	133
November	193	134
December	193	136
January	214	
February	214	
March	257	
April	257	
May	257	
June	257	

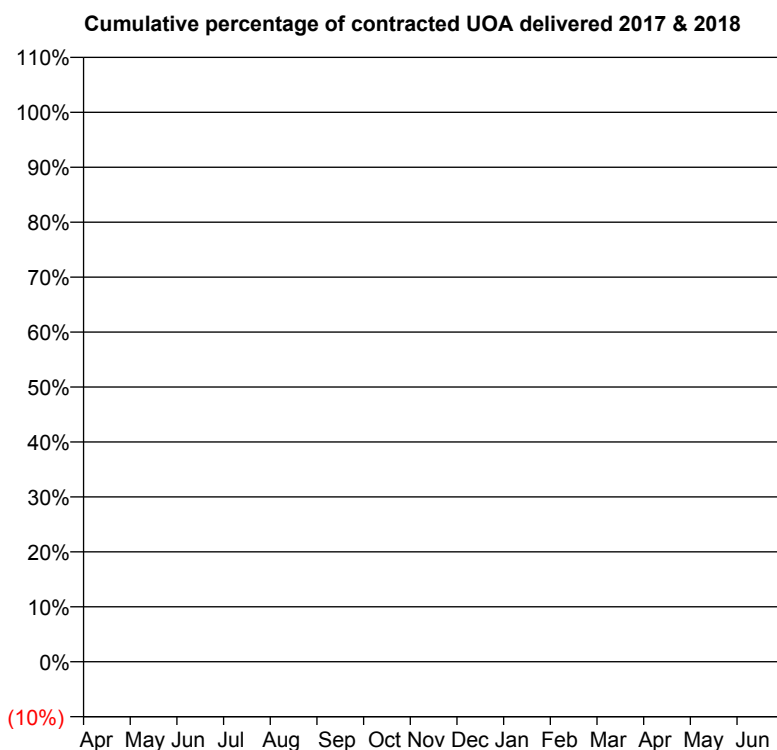
QUALITY	Contract Quantity	Contract Base Number	Contract *	Region	England
% of all assessments that were assess and fit appliances (rolling 12 month period)	10	21	47.6%	61.9%	58.6%
% of all assessments that were assess and refuse (rolling 12 month period)	3	21	14.3%	9.9%	11.3%
% of all assessments that were assess and review (rolling 12 month period)	8	21	38.1%	28.2%	30.0%
% of terminated courses where treatment was abandoned or discontinued (rolling 12 month period)	3	19	15.8%	7.3%	7.4%
% of completed treatments indicating that PAR score was taken (year to date)	6	8	75.0%	67.6%	64.3%
Rate of removable appliances per 100 fixed appliances - proposed treatment (rolling 12 month period)	1	0	N/A	4.62	5.53
Rate of removable appliances per 100 fixed appliances - completed treatment (rolling 12 month period)	3	0	N/A	3.88	4.60
% of courses of treatment with removable appliances only - proposed treatment (rolling 12 month period)	1	10	10.0%	1.6%	1.9%
% of courses of treatment with removable appliances only - completed treatment (rolling 12 month period)	3	16	18.8%	1.5%	1.4%
% of patients satisfied with the treatment they have received (rolling 12 month period)	1	1	100.0%	96.1%	95.9%

* Figures in italics indicate that the base number is less than 100.

Q70 - Vital Signs Orthodontic At a Glance Contract Report for 841692/0001 - December 2017

Name or company name	Perfect Smile Cosham Partnership	17/18 Contracted general activity (UDA)	15,739
Contract type name	GDS Contract	Carry forward general activity (UDA)	0
Purpose of contract	General	17/18 Contracted orthodontic activity (UOA)	0
Contract start date	01/04/2006	Carry forward orthodontic activity (UOA)	0
Contract end date		Baseline contract value	£407,025.09

ACCESS	Contract	England and Wales
24 month ratio of assessments to patient IDs	1.00	1.09

ACTIVITY


Adjusted Scheduled Activity (UOA)		
Month	2017	2018
April	0	0
May	0	0
June	0	0
July	0	0
August	0	1
September	0	1
October	0	1
November	0	1
December	0	1
January	0	
February	0	
March	0	
April	0	
May	0	
June	0	

QUALITY	Contract Quantity	Contract Base Number	Contract *	Region	England
% of all assessments that were assess and fit appliances (rolling 12 month period)	0	1	0.0%	61.9%	58.6%
% of all assessments that were assess and refuse (rolling 12 month period)	0	1	0.0%	9.9%	11.3%
% of all assessments that were assess and review (rolling 12 month period)	1	1	100.0%	28.2%	30.0%
% of terminated courses where treatment was abandoned or discontinued (rolling 12 month period)	0	0	N/A	7.3%	7.4%
% of completed treatments indicating that PAR score was taken (year to date)	0	0	N/A	67.6%	64.3%
Rate of removable appliances per 100 fixed appliances - proposed treatment (rolling 12 month period)	0	0	N/A	4.62	5.53
Rate of removable appliances per 100 fixed appliances - completed treatment (rolling 12 month period)	0	0	N/A	3.88	4.60
% of courses of treatment with removable appliances only - proposed treatment (rolling 12 month period)	0	0	N/A	1.6%	1.9%
% of courses of treatment with removable appliances only - completed treatment (rolling 12 month period)	0	0	N/A	1.5%	1.4%
% of patients satisfied with the treatment they have received (rolling 12 month period)	0	0	N/A	96.1%	95.9%

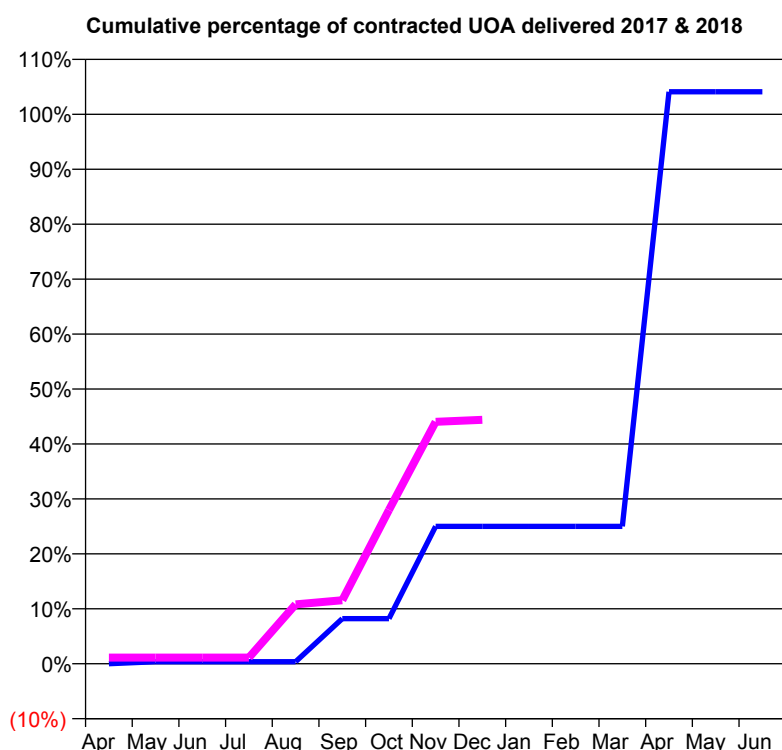
* Figures in italics indicate that the base number is less than 100.

Q70 - Vital Signs Orthodontic At a Glance Contract Report for 915394/0001 - December 2017

Name or company name	Linden Avenue Partnership
Contract type name	GDS Contract
Purpose of contract	General and Orthodontic
Contract start date	01/04/2006
Contract end date	

17/18 Contracted general activity (UDA)	2,800
Carry forward general activity (UDA)	75
17/18 Contracted orthodontic activity (UOA)	268
Carry forward orthodontic activity (UOA)	0
Baseline contract value	£89,245.19

ACCESS	Contract	England and Wales
24 month ratio of assessments to patient IDs	1.04	1.09

ACTIVITY


Month	Adjusted Scheduled Activity (UOA)	
	2017	2018
April	0	3
May	1	3
June	1	3
July	1	3
August	1	29
September	22	31
October	22	75
November	67	118
December	67	119
January	67	
February	67	
March	67	
April	279	
May	279	
June	279	

QUALITY

	Contract Quantity	Contract Base Number	Contract *	Region	England
% of all assessments that were assess and fit appliances (rolling 12 month period)	15	31	48.4%	61.9%	58.6%
% of all assessments that were assess and refuse (rolling 12 month period)	5	31	16.1%	9.9%	11.3%
% of all assessments that were assess and review (rolling 12 month period)	11	31	35.5%	28.2%	30.0%
% of terminated courses where treatment was abandoned or discontinued (rolling 12 month period)	2	28	7.1%	7.3%	7.4%
% of completed treatments indicating that PAR score was taken (year to date)	25	26	96.2%	67.6%	64.3%
Rate of removable appliances per 100 fixed appliances - proposed treatment (rolling 12 month period)	3	27	11.11	4.62	5.53
Rate of removable appliances per 100 fixed appliances - completed treatment (rolling 12 month period)	10	6	166.67	3.88	4.60
% of courses of treatment with removable appliances only - proposed treatment (rolling 12 month period)	0	15	0.0%	1.6%	1.9%
% of courses of treatment with removable appliances only - completed treatment (rolling 12 month period)	6	26	23.1%	1.5%	1.4%
% of patients satisfied with the treatment they have received (rolling 12 month period)	1	1	100.0%	96.1%	95.9%

* Figures in italics indicate that the base number is less than 100.

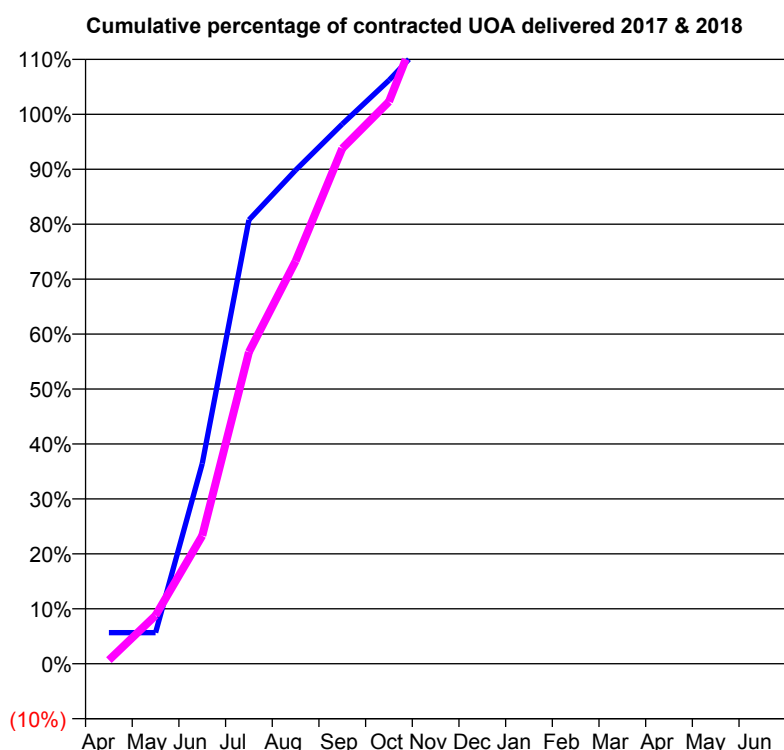
Q70 - Vital Signs Orthodontic At a Glance Contract Report for 939900/0001 - December 2017

Name or company name	MRS KM ROWLAND
Contract type name	GDS Contract
Purpose of contract	Orthodontic
Contract start date	01/04/2006
Contract end date	

17/18 Contracted general activity (UDA)	0
Carry forward general activity (UDA)	0
17/18 Contracted orthodontic activity (UOA)	3,349
Carry forward orthodontic activity (UOA)	0
Baseline contract value	£315,820.03

ACCESS

	Contract	England and Wales
24 month ratio of assessments to patient IDs	1.04	1.09

ACTIVITY


Month	Adjusted Scheduled Activity (UOA)	
	2017	2018
April	190	22
May	190	295
June	1,220	781
July	2,705	1,900
August	3,008	2,454
September	3,289	3,141
October	3,556	3,426
November	3,855	4,139
December	3,855	4,790
January	4,438	
February	4,581	
March	5,927	
April	6,973	
May	6,973	
June	6,974	

QUALITY

	Contract Quantity	Contract Base Number	Contract *	Region	England
% of all assessments that were assess and fit appliances (rolling 12 month period)	350	1,078	32.5%	61.9%	58.6%
% of all assessments that were assess and refuse (rolling 12 month period)	76	1,078	7.1%	9.9%	11.3%
% of all assessments that were assess and review (rolling 12 month period)	652	1,078	60.5%	28.2%	30.0%
% of terminated courses where treatment was abandoned or discontinued (rolling 12 month period)	21	235	8.9%	7.3%	7.4%
% of completed treatments indicating that PAR score was taken (year to date)	115	181	63.5%	67.6%	64.3%
Rate of removable appliances per 100 fixed appliances - proposed treatment (rolling 12 month period)	4	674	0.59	4.62	5.53
Rate of removable appliances per 100 fixed appliances - completed treatment (rolling 12 month period)	1	411	0.24	3.88	4.60
% of courses of treatment with removable appliances only - proposed treatment (rolling 12 month period)	1	350	0.3%	1.6%	1.9%
% of courses of treatment with removable appliances only - completed treatment (rolling 12 month period)	0	214	0.0%	1.5%	1.4%
% of patients satisfied with the treatment they have received (rolling 12 month period)	8	8	100.0%	96.1%	95.9%

* Figures in italics indicate that the base number is less than 100.

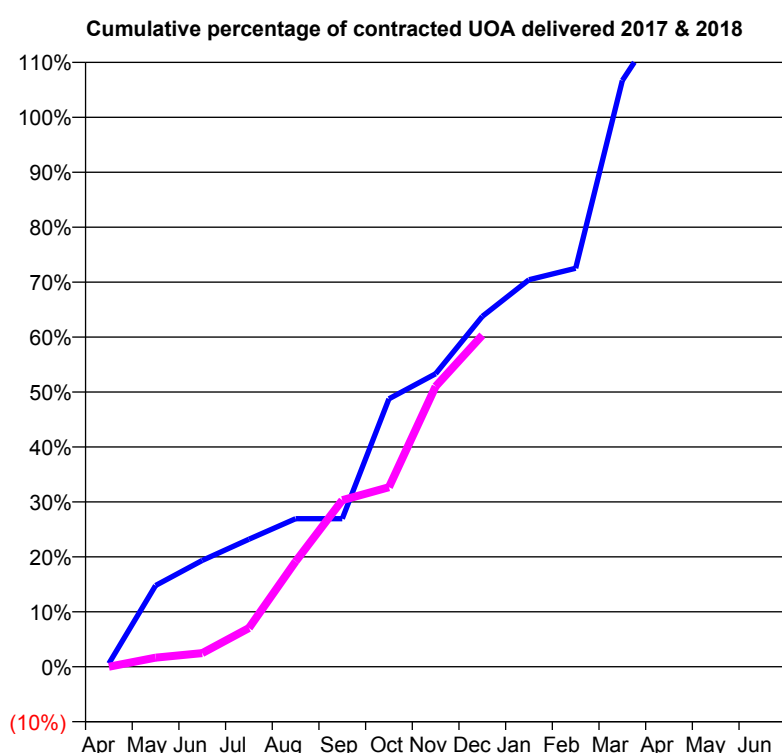
Q70 - Vital Signs Orthodontic At a Glance Contract Report for 946532/0001 - December 2017

Name or company name	MR NR TURNBULL
Contract type name	PDS Contract
Purpose of contract	Orthodontic
Contract start date	04/01/2010
Contract end date	31/03/2018

17/18 Contracted general activity (UDA)	0
Carry forward general activity (UDA)	0
17/18 Contracted orthodontic activity (UOA)	5,060
Carry forward orthodontic activity (UOA)	0
Baseline contract value	£263,456.02

ACCESS	Contract	England and Wales
--------	----------	-------------------

24 month ratio of assessments to patient IDs	1.01	1.09
--	------	------

ACTIVITY


Month	Adjusted Scheduled Activity (UOA)	
	2017	2018
April	30	0
May	749	84
June	979	126
July	1,175	357
August	1,364	969
September	1,364	1,534
October	2,467	1,653
November	2,698	2,582
December	3,226	3,053
January	3,564	
February	3,669	
March	5,399	
April	6,051	
May	6,051	
June	6,051	

QUALITY	Contract Quantity	Contract Base Number	Contract *	Region	England
% of all assessments that were assess and fit appliances (rolling 12 month period)	278	333	83.5%	61.9%	58.6%
% of all assessments that were assess and refuse (rolling 12 month period)	17	333	5.1%	9.9%	11.3%
% of all assessments that were assess and review (rolling 12 month period)	38	333	11.4%	28.2%	30.0%
% of terminated courses where treatment was abandoned or discontinued (rolling 12 month period)	9	208	4.3%	7.3%	7.4%
% of completed treatments indicating that PAR score was taken (year to date)	61	162	37.7%	67.6%	64.3%
Rate of removable appliances per 100 fixed appliances - proposed treatment (rolling 12 month period)	4	552	0.72	4.62	5.53
Rate of removable appliances per 100 fixed appliances - completed treatment (rolling 12 month period)	3	380	0.79	3.88	4.60
% of courses of treatment with removable appliances only - proposed treatment (rolling 12 month period)	0	278	0.0%	1.6%	1.9%
% of courses of treatment with removable appliances only - completed treatment (rolling 12 month period)	0	199	0.0%	1.5%	1.4%
% of patients satisfied with the treatment they have received (rolling 12 month period)	6	6	100.0%	96.1%	95.9%

* Figures in italics indicate that the base number is less than 100.