

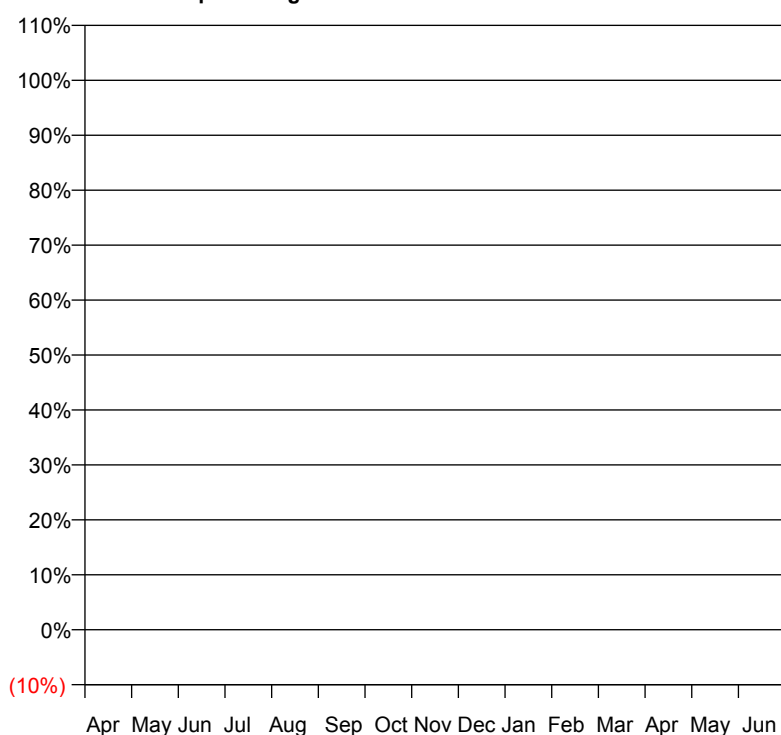
7A1 - Vital Signs Orthodontic At a Glance Contract Report for 101281/0152 - March 2018

Name or company name	OASIS DENTAL CARE LTD	17/18 Contracted general activity (UDA)	25,000
Contract type name	GDS Contract	Carry forward general activity (UDA)	527
Purpose of contract	General	17/18 Contracted orthodontic activity (UOA)	0
Contract start date	01/04/2006	Carry forward orthodontic activity (UOA)	0
Contract end date		Baseline contract value	£582,245.56

ACCESS	Contract	England and Wales
24 month ratio of assessments to patient IDs	1.00	1.04

ACTIVITY	Contract
Contract assess and fit appliances (case starts) as a percentage of Area Team case starts	0.0 %

Cumulative percentage of contracted UOA delivered 2017 & 2018



— 2017
— 2018

Month	Adjusted Scheduled Activity (UOA)		
	2016	2017	2018
April	0	0	0
May	0	0	0
June	0	0	0
July	0	0	0
August	0	0	1
September	0	0	1
October	0	0	1
November	0	0	1
December	0	0	1
January	0	0	1
February	0	0	1
March	0	0	1
April	0	0	
May	0	0	
June	0	0	

QUALITY (rolling 12 month period)

	Contract Quantity	Contract Base Number	Contract *	Local Health Board	Wales
% of all assessments that were assess and fit appliances (case starts)	0	1	0.0%	85.4%	59.1%
% of all assessments that were assess and refuse	0	1	0.0%	4.8%	10.4%
% of all assessments that were assess and review	1	1	100.0%	9.9%	30.6%
% of case starts with a reported IOTN of 3 and Aesthetic Component of 5 or below	0	0	N/A	0.0%	0.1%
% of case starts with a reported IOTN of 3 and Aesthetic Component of 6 or above	0	0	N/A	2.7%	2.6%
% of case starts with a reported IOTN of 4	0	0	N/A	72.6%	76.5%
% of case starts with a reported IOTN of 5	0	0	N/A	24.5%	17.6%
% of concluded courses in receipt of dual-arch fixed appliances	0	0	N/A	72.2%	61.0%
% of concluded courses where treatment was abandoned or discontinued	0	0	N/A	4.0%	7.9%
% of patients satisfied with the treatment they have received	0	0	N/A	95.6%	95.2%

* Figures in italics indicate that the base number is less than 100.

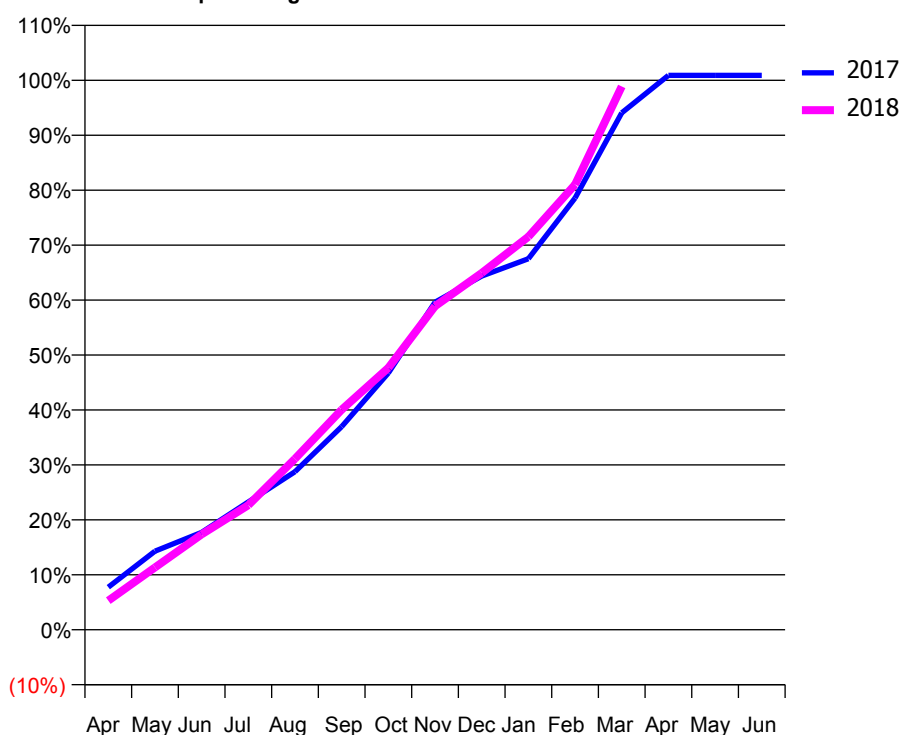
7A1 - Vital Signs Orthodontic At a Glance Contract Report for 101281/0257 - March 2018

Name or company name	OASIS DENTAL CARE LTD	17/18 Contracted general activity (UDA)	0
Contract type name	PDS Contract	Carry forward general activity (UDA)	0
Purpose of contract	Orthodontic	17/18 Contracted orthodontic activity (UOA)	8,000
Contract start date	01/04/2015	Carry forward orthodontic activity (UOA)	-25
Contract end date	30/09/2018	Baseline contract value	£439,832.13

ACCESS	Contract	England and Wales
24 month ratio of assessments to patient IDs	1.00	1.04

ACTIVITY	Contract
Contract assess and fit appliances (case starts) as a percentage of Area Team case starts	21.0 %

Cumulative percentage of contracted UOA delivered 2017 & 2018



Month	Adjusted Scheduled Activity (UOA)		
	2016	2017	2018
April	0	620	424
May	126	1,145	907
June	400	1,418	1,390
July	1,370	1,860	1,814
August	2,105	2,301	2,490
September	2,929	2,958	3,204
October	3,904	3,739	3,813
November	4,883	4,768	4,711
December	5,825	5,150	5,194
January	6,161	5,402	5,723
February	7,362	6,286	6,481
March	7,677	7,525	7,911
April	7,677	8,071	
May	7,677	8,071	
June	7,677	8,071	

QUALITY (rolling 12 month period)

	Contract Quantity	Contract Base Number	Contract *	Local Health Board	Wales
% of all assessments that were assess and fit appliances (case starts)	407	407	100.0%	85.4%	59.1%
% of all assessments that were assess and refuse	0	407	0.0%	4.8%	10.4%
% of all assessments that were assess and review	0	407	0.0%	9.9%	30.6%
% of case starts with a reported IOTN of 3 and Aesthetic Component of 5 or below	0	407	N/A	0.0%	0.1%
% of case starts with a reported IOTN of 3 and Aesthetic Component of 6 or above	0	407	N/A	2.7%	2.6%
% of case starts with a reported IOTN of 4	300	407	73.7%	72.6%	76.5%
% of case starts with a reported IOTN of 5	107	407	26.3%	24.5%	17.6%
% of concluded courses in receipt of dual-arch fixed appliances	335	343	97.7%	72.2%	61.0%
% of concluded courses where treatment was abandoned or discontinued	2	343	0.6%	4.0%	7.9%
% of patients satisfied with the treatment they have received	52	54	96.3%	95.6%	95.2%

* Figures in italics indicate that the base number is less than 100.

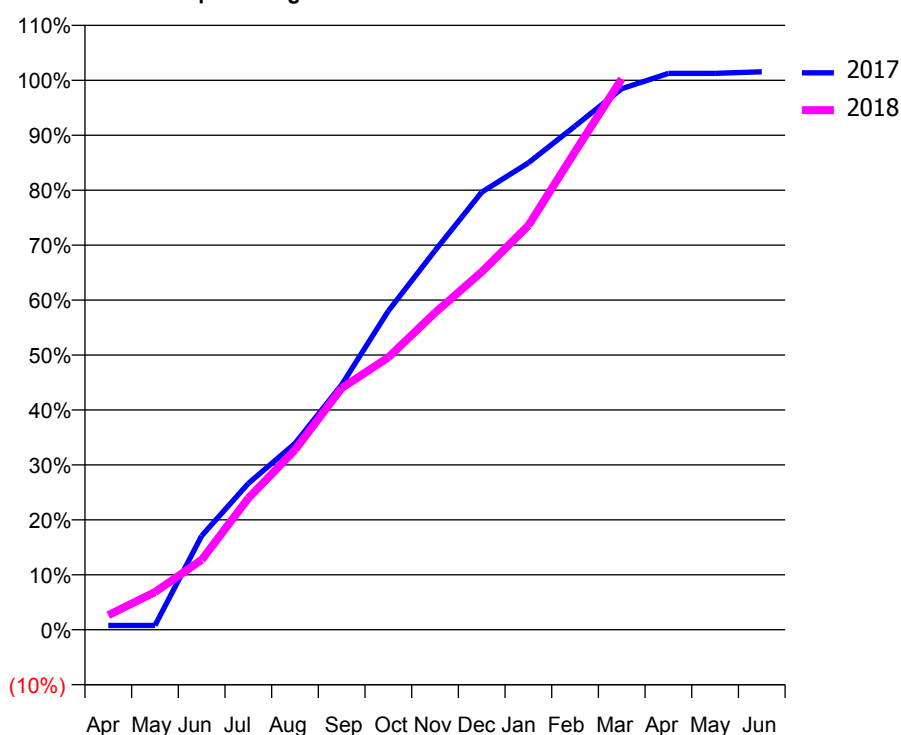
7A1 - Vital Signs Orthodontic At a Glance Contract Report for 101281/0258 - March 2018

Name or company name	OASIS DENTAL CARE LTD	17/18 Contracted general activity (UDA)	0
Contract type name	PDS Contract	Carry forward general activity (UDA)	0
Purpose of contract	Orthodontic	17/18 Contracted orthodontic activity (UOA)	7,500
Contract start date	01/04/2015	Carry forward orthodontic activity (UOA)	-115
Contract end date	30/09/2018	Baseline contract value	£412,342.62

ACCESS	Contract	England and Wales
24 month ratio of assessments to patient IDs	1.00	1.04

ACTIVITY	Contract
Contract assess and fit appliances (case starts) as a percentage of Area Team case starts	18.8 %

Cumulative percentage of contracted UOA delivered 2017 & 2018



Month	Adjusted Scheduled Activity (UOA)		
	2016	2017	2018
April	0	60	199
May	0	60	514
June	88	1,282	955
July	592	1,998	1,795
August	1,037	2,544	2,457
September	1,671	3,344	3,298
October	2,427	4,352	3,718
November	3,773	5,175	4,328
December	4,953	5,973	4,884
January	5,358	6,372	5,518
February	6,055	6,876	6,526
March	6,413	7,384	7,519
April	6,413	7,594	
May	6,413	7,594	
June	6,476	7,615	

QUALITY (rolling 12 month period)

	Contract Quantity	Contract Base Number	Contract *	Local Health Board	Wales
% of all assessments that were assess and fit appliances (case starts)	365	403	90.6%	85.4%	59.1%
% of all assessments that were assess and refuse	13	403	3.2%	4.8%	10.4%
% of all assessments that were assess and review	25	403	6.2%	9.9%	30.6%
% of case starts with a reported IOTN of 3 and Aesthetic Component of 5 or below	0	365	N/A	0.0%	0.1%
% of case starts with a reported IOTN of 3 and Aesthetic Component of 6 or above	16	365	4.4%	2.7%	2.6%
% of case starts with a reported IOTN of 4	261	365	71.5%	72.6%	76.5%
% of case starts with a reported IOTN of 5	87	365	23.8%	24.5%	17.6%
% of concluded courses in receipt of dual-arch fixed appliances	153	381	40.2%	72.2%	61.0%
% of concluded courses where treatment was abandoned or discontinued	17	381	4.5%	4.0%	7.9%
% of patients satisfied with the treatment they have received	37	37	100.0%	95.6%	95.2%

* Figures in italics indicate that the base number is less than 100.

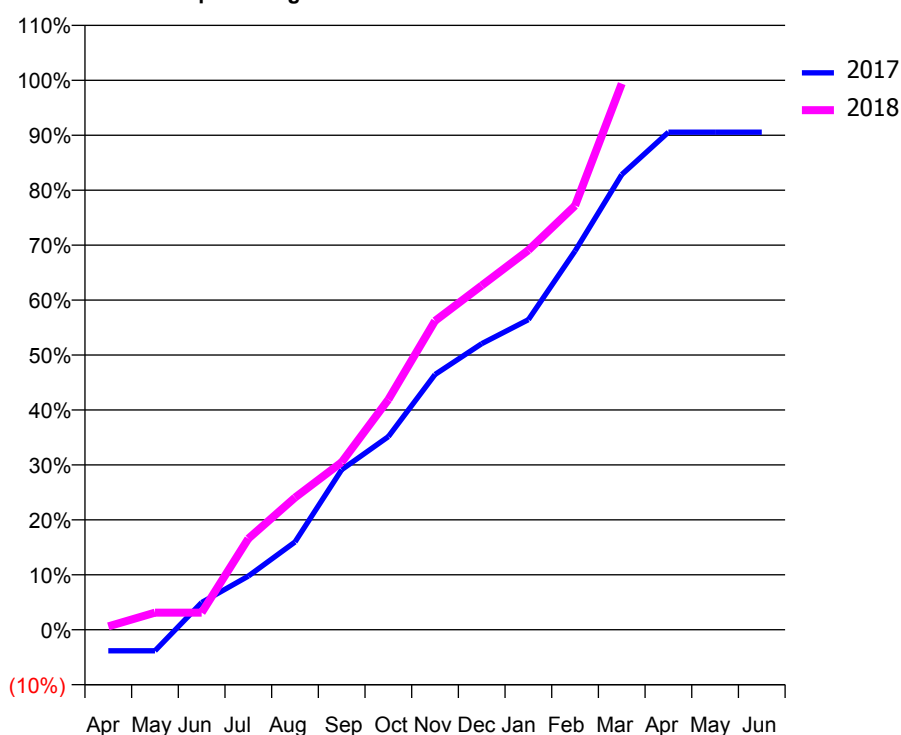
7A1 - Vital Signs Orthodontic At a Glance Contract Report for 154857/0001 - March 2018

Name or company name	Tameside Orthodontics Ltd	17/18 Contracted general activity (UDA)	0
Contract type name	PDS Contract	Carry forward general activity (UDA)	0
Purpose of contract	Orthodontic	17/18 Contracted orthodontic activity (UOA)	10,125
Contract start date	01/03/2012	Carry forward orthodontic activity (UOA)	0
Contract end date	30/09/2018	Baseline contract value	£551,295.85

ACCESS	Contract	England and Wales
24 month ratio of assessments to patient IDs	1.00	1.04

ACTIVITY	Contract
Contract assess and fit appliances (case starts) as a percentage of Area Team case starts	29.3 %

Cumulative percentage of contracted UOA delivered 2017 & 2018



Month	Adjusted Scheduled Activity (UOA)		
	2016	2017	2018
April	357	-389	63
May	1,143	-389	315
June	1,143	503	315
July	2,078	988	1,680
August	2,547	1,618	2,436
September	3,049	2,949	3,087
October	3,966	3,558	4,242
November	4,352	4,705	5,691
December	5,211	5,272	6,342
January	5,737	5,715	6,995
February	7,149	6,979	7,814
March	7,149	8,388	10,062
April	9,646	9,169	
May	9,646	9,169	
June	9,736	9,169	

QUALITY (rolling 12 month period)

	Contract Quantity	Contract Base Number	Contract *	Local Health Board	Wales
% of all assessments that were assess and fit appliances (case starts)	568	568	100.0%	85.4%	59.1%
% of all assessments that were assess and refuse	0	568	0.0%	4.8%	10.4%
% of all assessments that were assess and review	0	568	0.0%	9.9%	30.6%
% of case starts with a reported IOTN of 3 and Aesthetic Component of 5 or below	0	568	N/A	0.0%	0.1%
% of case starts with a reported IOTN of 3 and Aesthetic Component of 6 or above	8	568	1.4%	2.7%	2.6%
% of case starts with a reported IOTN of 4	407	568	71.7%	72.6%	76.5%
% of case starts with a reported IOTN of 5	153	568	26.9%	24.5%	17.6%
% of concluded courses in receipt of dual-arch fixed appliances	781	948	82.4%	72.2%	61.0%
% of concluded courses where treatment was abandoned or discontinued	33	948	3.5%	4.0%	7.9%
% of patients satisfied with the treatment they have received	52	54	96.3%	95.6%	95.2%

* Figures in italics indicate that the base number is less than 100.

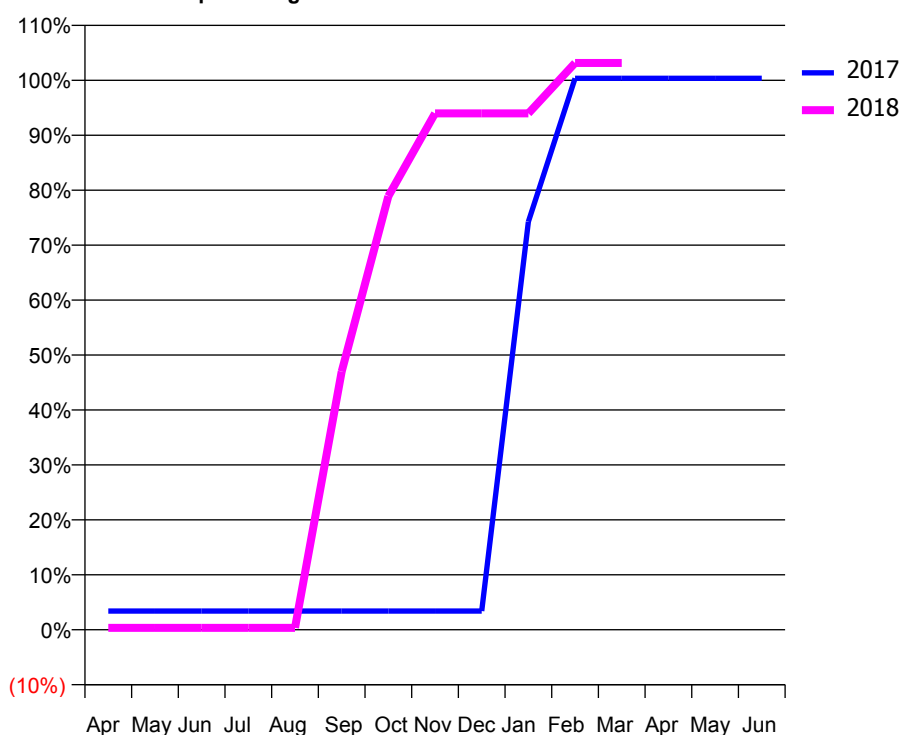
7A1 - Vital Signs Orthodontic At a Glance Contract Report for 173185/0001 - March 2018

Name or company name	Deintyddfa Deudraeth Dental Care Ltd.	17/18 Contracted general activity (UDA)	8,159
Contract type name	GDS Contract	Carry forward general activity (UDA)	0
Purpose of contract	General and Orthodontic	17/18 Contracted orthodontic activity (UOA)	1,143
Contract start date	01/05/2010	Carry forward orthodontic activity (UOA)	-4
Contract end date		Baseline contract value	£302,798.99

ACCESS	Contract	England and Wales
24 month ratio of assessments to patient IDs	1.00	1.04

ACTIVITY	Contract
Contract assess and fit appliances (case starts) as a percentage of Area Team case starts	3.1 %

Cumulative percentage of contracted UOA delivered 2017 & 2018



Month	Adjusted Scheduled Activity (UOA)		
	2016	2017	2018
April	19	39	4
May	19	39	4
June	19	39	4
July	19	39	4
August	19	39	4
September	19	39	537
October	19	39	902
November	19	39	1,074
December	19	39	1,074
January	19	849	1,074
February	1,035	1,147	1,179
March	1,182	1,147	1,179
April	1,182	1,147	
May	1,182	1,147	
June	1,182	1,147	

QUALITY (rolling 12 month period)

	Contract Quantity	Contract Base Number	Contract *	Local Health Board	Wales
% of all assessments that were assess and fit appliances (case starts)	60	60	100.0%	85.4%	59.1%
% of all assessments that were assess and refuse	0	60	0.0%	4.8%	10.4%
% of all assessments that were assess and review	0	60	0.0%	9.9%	30.6%
% of case starts with a reported IOTN of 3 and Aesthetic Component of 5 or below	0	60	N/A	0.0%	0.1%
% of case starts with a reported IOTN of 3 and Aesthetic Component of 6 or above	15	60	25.0%	2.7%	2.6%
% of case starts with a reported IOTN of 4	32	60	53.3%	72.6%	76.5%
% of case starts with a reported IOTN of 5	13	60	21.7%	24.5%	17.6%
% of concluded courses in receipt of dual-arch fixed appliances	0	107	N/A	72.2%	61.0%
% of concluded courses where treatment was abandoned or discontinued	0	107	0.0%	4.0%	7.9%
% of patients satisfied with the treatment they have received	7	7	100.0%	95.6%	95.2%

* Figures in italics indicate that the base number is less than 100.

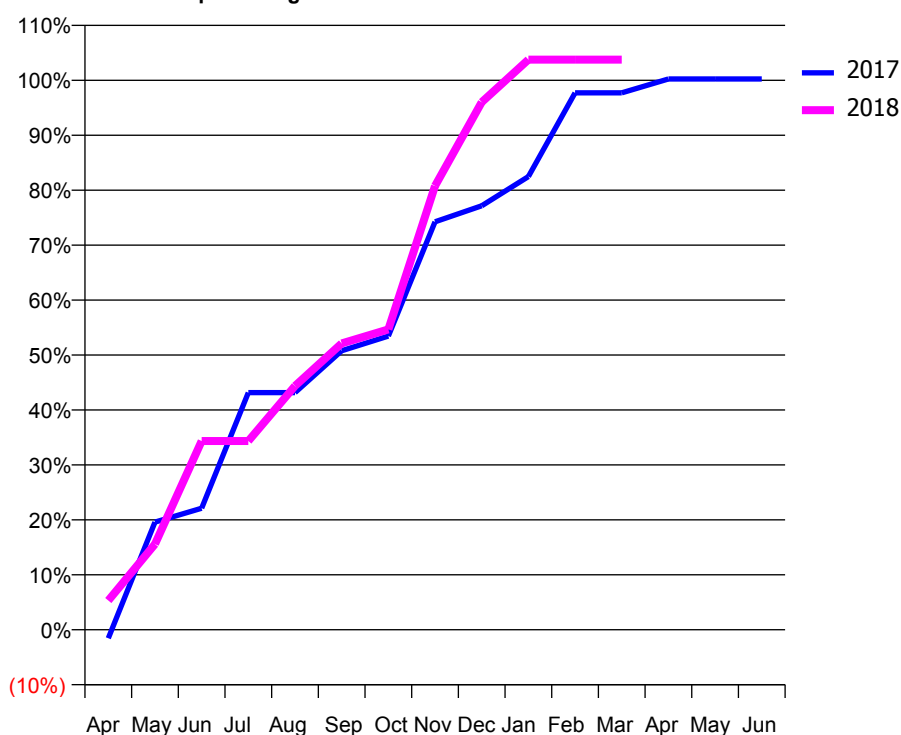
7A1 - Vital Signs Orthodontic At a Glance Contract Report for 175145/0002 - March 2018

Name or company name	Rhyl and Abergele Elwy Dental Partnership	17/18 Contracted general activity (UDA)	48,000
Contract type name	GDS Contract	Carry forward general activity (UDA)	-134
Purpose of contract	General and Orthodontic	17/18 Contracted orthodontic activity (UOA)	827
Contract start date	01/03/2011	Carry forward orthodontic activity (UOA)	-2
Contract end date		Baseline contract value	£1,378,376.89

ACCESS	Contract	England and Wales
24 month ratio of assessments to patient IDs	1.00	1.04

ACTIVITY	Contract
Contract assess and fit appliances (case starts) as a percentage of Area Team case starts	2.1 %

Cumulative percentage of contracted UOA delivered 2017 & 2018



Month	Adjusted Scheduled Activity (UOA)		
	2016	2017	2018
April	-4	-13	44
May	-4	162	129
June	103	183	284
July	321	357	284
August	364	357	367
September	386	420	431
October	470	442	452
November	512	614	668
December	577	638	794
January	577	682	858
February	625	808	858
March	814	808	858
April	814	829	
May	814	829	
June	814	829	

QUALITY (rolling 12 month period)

	Contract Quantity	Contract Base Number	Contract *	Local Health Board	Wales
% of all assessments that were assess and fit appliances (case starts)	41	58	70.7%	85.4%	59.1%
% of all assessments that were assess and refuse	16	58	27.6%	4.8%	10.4%
% of all assessments that were assess and review	1	58	1.7%	9.9%	30.6%
% of case starts with a reported IOTN of 3 and Aesthetic Component of 5 or below	0	41	N/A	0.0%	0.1%
% of case starts with a reported IOTN of 3 and Aesthetic Component of 6 or above	0	41	N/A	2.7%	2.6%
% of case starts with a reported IOTN of 4	32	41	78.0%	72.6%	76.5%
% of case starts with a reported IOTN of 5	9	41	22.0%	24.5%	17.6%
% of concluded courses in receipt of dual-arch fixed appliances	0	13	N/A	72.2%	61.0%
% of concluded courses where treatment was abandoned or discontinued	0	13	0.0%	4.0%	7.9%
% of patients satisfied with the treatment they have received	9	10	90.0%	95.6%	95.2%

* Figures in italics indicate that the base number is less than 100.

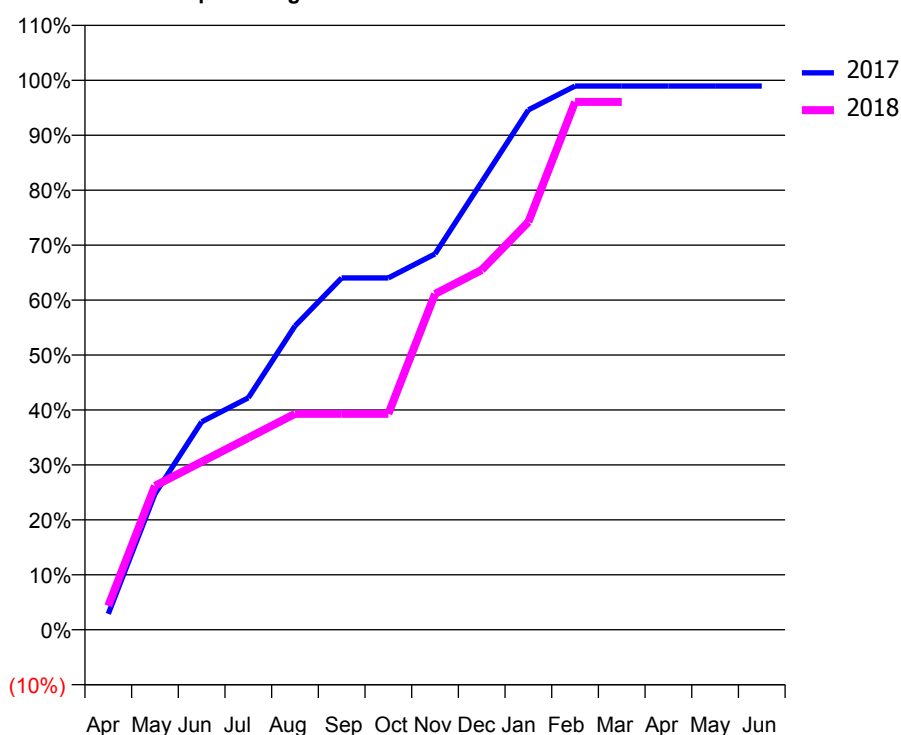
7A1 - Vital Signs Orthodontic At a Glance Contract Report for 193216/0001 - March 2018

Name or company name	Ruthin Dental	17/18 Contracted general activity (UDA)	31,545
Contract type name	GDS Contract	Carry forward general activity (UDA)	0
Purpose of contract	General and Orthodontic	17/18 Contracted orthodontic activity (UOA)	481
Contract start date	01/04/2013	Carry forward orthodontic activity (UOA)	0
Contract end date		Baseline contract value	£837,168.08

ACCESS	Contract	England and Wales
24 month ratio of assessments to patient IDs	1.00	1.04

ACTIVITY	Contract
Contract assess and fit appliances (case starts) as a percentage of Area Team case starts	1.1 %

Cumulative percentage of contracted UOA delivered 2017 & 2018



Month	Adjusted Scheduled Activity (UOA)		
	2016	2017	2018
April	-9	14	21
May	33	119	126
June	33	182	147
July	117	203	168
August	264	266	189
September	264	308	189
October	327	308	189
November	348	329	294
December	369	392	315
January	432	455	357
February	453	476	462
March	453	476	462
April	474	476	
May	474	476	
June	474	476	

QUALITY (rolling 12 month period)

	Contract Quantity	Contract Base Number	Contract *	Local Health Board	Wales
% of all assessments that were assess and fit appliances (case starts)	22	22	100.0%	85.4%	59.1%
% of all assessments that were assess and refuse	0	22	0.0%	4.8%	10.4%
% of all assessments that were assess and review	0	22	0.0%	9.9%	30.6%
% of case starts with a reported IOTN of 3 and Aesthetic Component of 5 or below	0	22	N/A	0.0%	0.1%
% of case starts with a reported IOTN of 3 and Aesthetic Component of 6 or above	0	22	N/A	2.7%	2.6%
% of case starts with a reported IOTN of 4	17	22	77.3%	72.6%	76.5%
% of case starts with a reported IOTN of 5	5	22	22.7%	24.5%	17.6%
% of concluded courses in receipt of dual-arch fixed appliances	7	21	33.3%	72.2%	61.0%
% of concluded courses where treatment was abandoned or discontinued	1	21	4.8%	4.0%	7.9%
% of patients satisfied with the treatment they have received	4	4	100.0%	95.6%	95.2%

* Figures in italics indicate that the base number is less than 100.

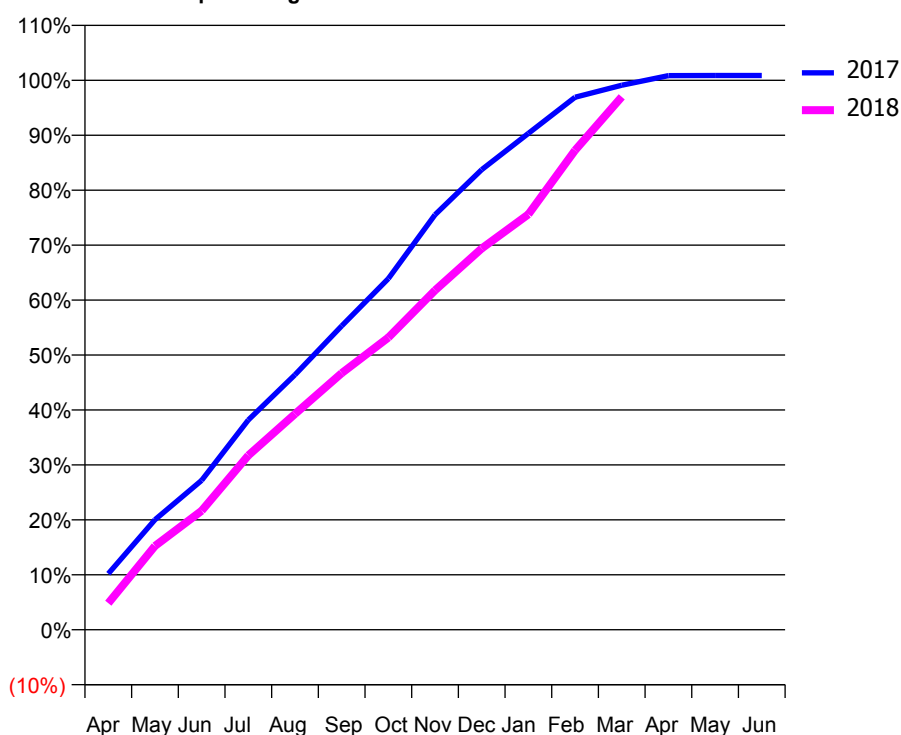
7A1 - Vital Signs Orthodontic At a Glance Contract Report for 329398/0002 - March 2018

Name or company name	MR DJ PLUNKETT	17/18 Contracted general activity (UDA)	0
Contract type name	PDS Contract	Carry forward general activity (UDA)	0
Purpose of contract	Orthodontic	17/18 Contracted orthodontic activity (UOA)	9,700
Contract start date	01/05/2008	Carry forward orthodontic activity (UOA)	-83
Contract end date	30/09/2018	Baseline contract value	£564,548.24

ACCESS	Contract	England and Wales
24 month ratio of assessments to patient IDs	1.01	1.04

ACTIVITY	Contract
Contract assess and fit appliances (case starts) as a percentage of Area Team case starts	22.9 %

Cumulative percentage of contracted UOA delivered 2017 & 2018



Month	Adjusted Scheduled Activity (UOA)		
	2016	2017	2018
April	261	990	470
May	1,335	1,944	1,480
June	1,731	2,638	2,102
July	2,575	3,703	3,077
August	3,236	4,502	3,809
September	3,912	5,363	4,530
October	4,863	6,198	5,159
November	6,266	7,326	5,991
December	7,587	8,122	6,730
January	7,932	8,762	7,334
February	9,032	9,400	8,464
March	9,505	9,611	9,407
April	9,564	9,781	
May	9,565	9,783	
June	9,567	9,783	

QUALITY (rolling 12 month period)

	Contract Quantity	Contract Base Number	Contract *	Local Health Board	Wales
% of all assessments that were assess and fit appliances (case starts)	445	704	63.2%	85.4%	59.1%
% of all assessments that were assess and refuse	79	704	11.2%	4.8%	10.4%
% of all assessments that were assess and review	180	704	25.6%	9.9%	30.6%
% of case starts with a reported IOTN of 3 and Aesthetic Component of 5 or below	0	445	N/A	0.0%	0.1%
% of case starts with a reported IOTN of 3 and Aesthetic Component of 6 or above	8	445	1.8%	2.7%	2.6%
% of case starts with a reported IOTN of 4	338	445	76.0%	72.6%	76.5%
% of case starts with a reported IOTN of 5	97	445	21.8%	24.5%	17.6%
% of concluded courses in receipt of dual-arch fixed appliances	311	377	82.5%	72.2%	61.0%
% of concluded courses where treatment was abandoned or discontinued	32	377	8.5%	4.0%	7.9%
% of patients satisfied with the treatment they have received	54	59	91.5%	95.6%	95.2%

* Figures in italics indicate that the base number is less than 100.

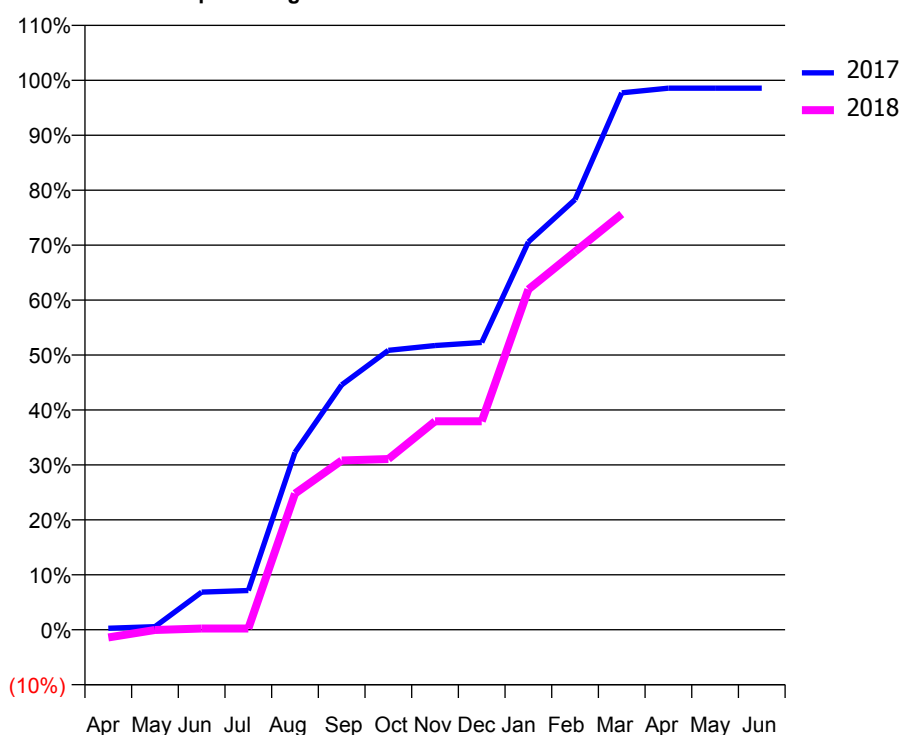
7A1 - Vital Signs Orthodontic At a Glance Contract Report for 826677/0001 - March 2018

Name or company name	MR SJ LANGSTON	17/18 Contracted general activity (UDA)	560
Contract type name	GDS Contract	Carry forward general activity (UDA)	11
Purpose of contract	General and Orthodontic	17/18 Contracted orthodontic activity (UOA)	350
Contract start date	01/04/2006	Carry forward orthodontic activity (UOA)	5
Contract end date		Baseline contract value	£36,766.93

ACCESS	Contract	England and Wales
24 month ratio of assessments to patient IDs	1.12	1.04

ACTIVITY	Contract
Contract assess and fit appliances (case starts) as a percentage of Area Team case starts	0.7 %

Cumulative percentage of contracted UOA delivered 2017 & 2018



Month	Adjusted Scheduled Activity (UOA)		
	2016	2017	2018
April	0	1	-5
May	4	2	-0
June	34	24	1
July	80	25	1
August	104	113	87
September	105	156	108
October	106	178	109
November	128	181	133
December	129	183	133
January	154	247	217
February	155	274	241
March	178	342	265
April	182	345	
May	182	345	
June	181	345	

QUALITY (rolling 12 month period)

	Contract Quantity	Contract Base Number	Contract *	Local Health Board	Wales
% of all assessments that were assess and fit appliances (case starts)	13	29	44.8%	85.4%	59.1%
% of all assessments that were assess and refuse	0	29	0.0%	4.8%	10.4%
% of all assessments that were assess and review	16	29	55.2%	9.9%	30.6%
% of case starts with a reported IOTN of 3 and Aesthetic Component of 5 or below	0	13	N/A	0.0%	0.1%
% of case starts with a reported IOTN of 3 and Aesthetic Component of 6 or above	0	13	N/A	2.7%	2.6%
% of case starts with a reported IOTN of 4	11	13	84.6%	72.6%	76.5%
% of case starts with a reported IOTN of 5	2	13	15.4%	24.5%	17.6%
% of concluded courses in receipt of dual-arch fixed appliances	0	7	N/A	72.2%	61.0%
% of concluded courses where treatment was abandoned or discontinued	2	7	28.6%	4.0%	7.9%
% of patients satisfied with the treatment they have received	1	1	100.0%	95.6%	95.2%

* Figures in italics indicate that the base number is less than 100.

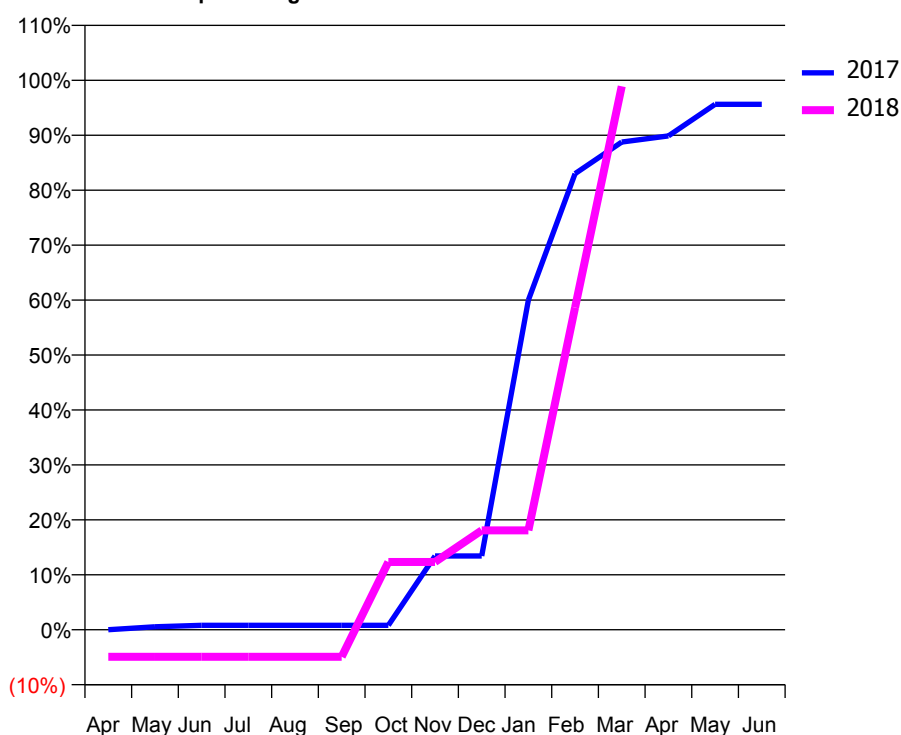
7A1 - Vital Signs Orthodontic At a Glance Contract Report for 833312/0001 - March 2018

Name or company name	MR SJ KEEN	17/18 Contracted general activity (UDA)	3,008
Contract type name	GDS Contract	Carry forward general activity (UDA)	0
Purpose of contract	General and Orthodontic	17/18 Contracted orthodontic activity (UOA)	365
Contract start date	01/04/2006	Carry forward orthodontic activity (UOA)	18
Contract end date		Baseline contract value	£101,753.39

ACCESS	Contract	England and Wales
24 month ratio of assessments to patient IDs	1.00	1.04

ACTIVITY	Contract
Contract assess and fit appliances (case starts) as a percentage of Area Team case starts	1.0 %

Cumulative percentage of contracted UOA delivered 2017 & 2018



Month	Adjusted Scheduled Activity (UOA)		
	2016	2017	2018
April	0	0	-18
May	0	2	-18
June	0	3	-18
July	0	3	-18
August	0	3	-18
September	0	3	-18
October	0	3	45
November	0	49	45
December	0	49	66
January	0	219	66
February	84	303	214
March	126	324	361
April	126	328	
May	232	349	
June	358	349	

QUALITY (rolling 12 month period)

	Contract Quantity	Contract Base Number	Contract *	Local Health Board	Wales
% of all assessments that were assess and fit appliances (case starts)	20	21	95.2%	85.4%	59.1%
% of all assessments that were assess and refuse	0	21	0.0%	4.8%	10.4%
% of all assessments that were assess and review	1	21	4.8%	9.9%	30.6%
% of case starts with a reported IOTN of 3 and Aesthetic Component of 5 or below	0	20	N/A	0.0%	0.1%
% of case starts with a reported IOTN of 3 and Aesthetic Component of 6 or above	5	20	25.0%	2.7%	2.6%
% of case starts with a reported IOTN of 4	12	20	60.0%	72.6%	76.5%
% of case starts with a reported IOTN of 5	3	20	15.0%	24.5%	17.6%
% of concluded courses in receipt of dual-arch fixed appliances	0	0	N/A	72.2%	61.0%
% of concluded courses where treatment was abandoned or discontinued	0	0	N/A	4.0%	7.9%
% of patients satisfied with the treatment they have received	2	2	100.0%	95.6%	95.2%

* Figures in italics indicate that the base number is less than 100.

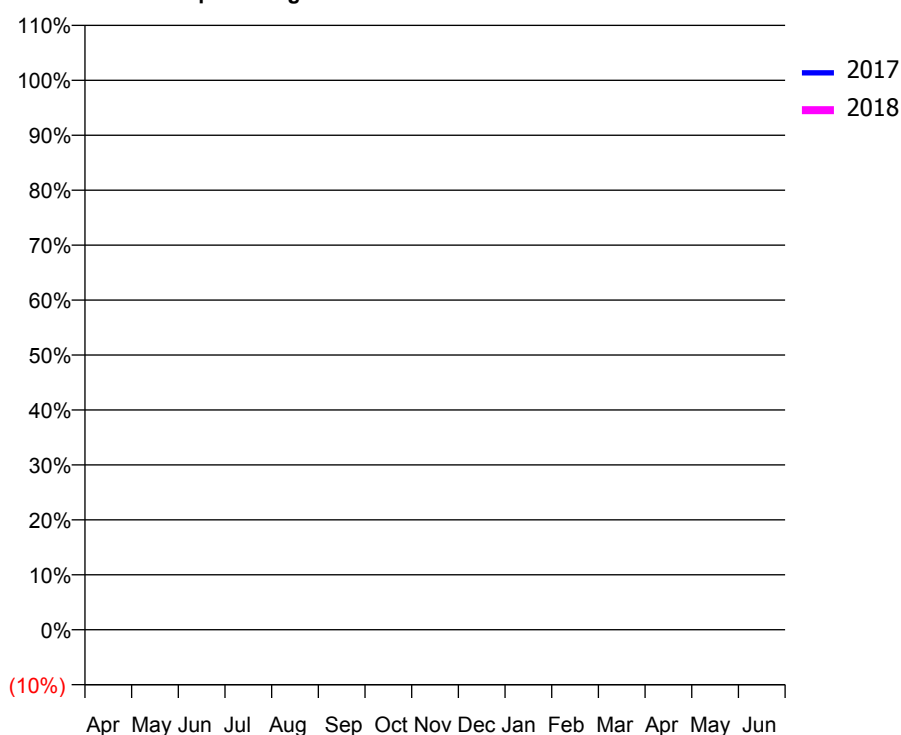
7A2 - Vital Signs Orthodontic At a Glance Contract Report for 116300/0003 - March 2018

Name or company name	Whitecross Dental Care Ltd	17/18 Contracted general activity (UDA)	15,957
Contract type name	GDS Contract	Carry forward general activity (UDA)	358
Purpose of contract	General	17/18 Contracted orthodontic activity (UOA)	0
Contract start date	01/03/2008	Carry forward orthodontic activity (UOA)	0
Contract end date		Baseline contract value	£491,234.50

ACCESS	Contract	England and Wales
24 month ratio of assessments to patient IDs	1.00	1.04

ACTIVITY	Contract
Contract assess and fit appliances (case starts) as a percentage of Area Team case starts	0.0 %

Cumulative percentage of contracted UOA delivered 2017 & 2018



Month	Adjusted Scheduled Activity (UOA)		
	2016	2017	2018
April	0	0	0
May	0	0	0
June	0	0	0
July	0	0	0
August	0	0	0
September	0	0	0
October	0	0	0
November	0	0	0
December	0	0	0
January	0	0	1
February	0	0	1
March	0	0	1
April	0	0	
May	0	0	
June	0	0	

QUALITY (rolling 12 month period)

	Contract Quantity	Contract Base Number	Contract *	Local Health Board	Wales
% of all assessments that were assess and fit appliances (case starts)	0	1	0.0%	30.7%	59.1%
% of all assessments that were assess and refuse	0	1	0.0%	4.5%	10.4%
% of all assessments that were assess and review	1	1	100.0%	64.8%	30.6%
% of case starts with a reported IOTN of 3 and Aesthetic Component of 5 or below	0	0	N/A	0.0%	0.1%
% of case starts with a reported IOTN of 3 and Aesthetic Component of 6 or above	0	0	N/A	0.8%	2.6%
% of case starts with a reported IOTN of 4	0	0	N/A	81.2%	76.5%
% of case starts with a reported IOTN of 5	0	0	N/A	17.9%	17.6%
% of concluded courses in receipt of dual-arch fixed appliances	0	0	N/A	87.4%	61.0%
% of concluded courses where treatment was abandoned or discontinued	0	0	N/A	11.7%	7.9%
% of patients satisfied with the treatment they have received	0	0	N/A	95.1%	95.2%

* Figures in italics indicate that the base number is less than 100.

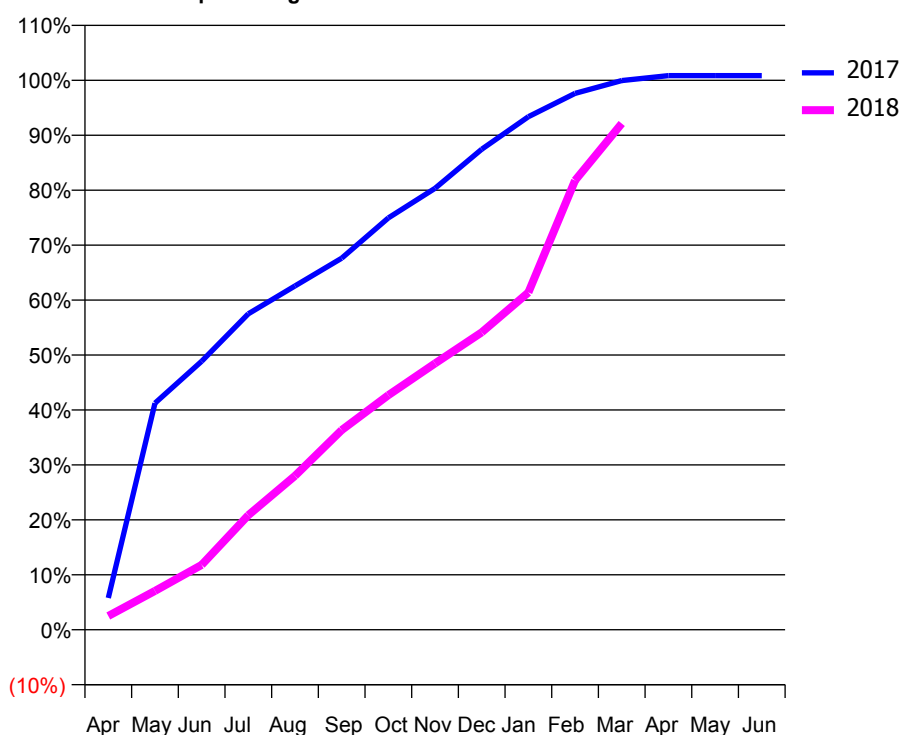
7A2 - Vital Signs Orthodontic At a Glance Contract Report for 176710/0007 - March 2018

Name or company name	Q Dental Care Limited	17/18 Contracted general activity (UDA)	0
Contract type name	PDS Contract	Carry forward general activity (UDA)	0
Purpose of contract	Orthodontic	17/18 Contracted orthodontic activity (UOA)	18,000
Contract start date	01/07/2011	Carry forward orthodontic activity (UOA)	-157
Contract end date	31/03/2018	Baseline contract value	£1,173,475.71

ACCESS	Contract	England and Wales
24 month ratio of assessments to patient IDs	1.00	1.04

ACTIVITY	Contract
Contract assess and fit appliances (case starts) as a percentage of Area Team case starts	100.0 %

Cumulative percentage of contracted UOA delivered 2017 & 2018



Month	Adjusted Scheduled Activity (UOA)		
	2016	2017	2018
April	141	1,065	451
May	141	7,582	1,275
June	2,466	8,984	2,123
July	4,325	10,573	3,754
August	5,990	11,507	5,043
September	7,135	12,435	6,542
October	8,653	13,781	7,686
November	10,843	14,774	8,725
December	13,561	16,082	9,745
January	15,250	17,169	11,051
February	18,620	17,950	14,718
March	18,853	18,378	16,583
April	18,937	18,546	
May	19,065	18,546	
June	19,065	18,546	

QUALITY (rolling 12 month period)

	Contract Quantity	Contract Base Number	Contract *	Local Health Board	Wales
% of all assessments that were assess and fit appliances (case starts)	786	791	99.4%	30.7%	59.1%
% of all assessments that were assess and refuse	1	791	0.1%	4.5%	10.4%
% of all assessments that were assess and review	4	791	0.5%	64.8%	30.6%
% of case starts with a reported IOTN of 3 and Aesthetic Component of 5 or below	0	786	N/A	0.0%	0.1%
% of case starts with a reported IOTN of 3 and Aesthetic Component of 6 or above	6	786	0.8%	0.8%	2.6%
% of case starts with a reported IOTN of 4	638	786	81.2%	81.2%	76.5%
% of case starts with a reported IOTN of 5	141	786	17.9%	17.9%	17.6%
% of concluded courses in receipt of dual-arch fixed appliances	696	794	87.7%	87.4%	61.0%
% of concluded courses where treatment was abandoned or discontinued	91	794	11.5%	11.7%	7.9%
% of patients satisfied with the treatment they have received	98	103	95.1%	95.1%	95.2%

* Figures in italics indicate that the base number is less than 100.

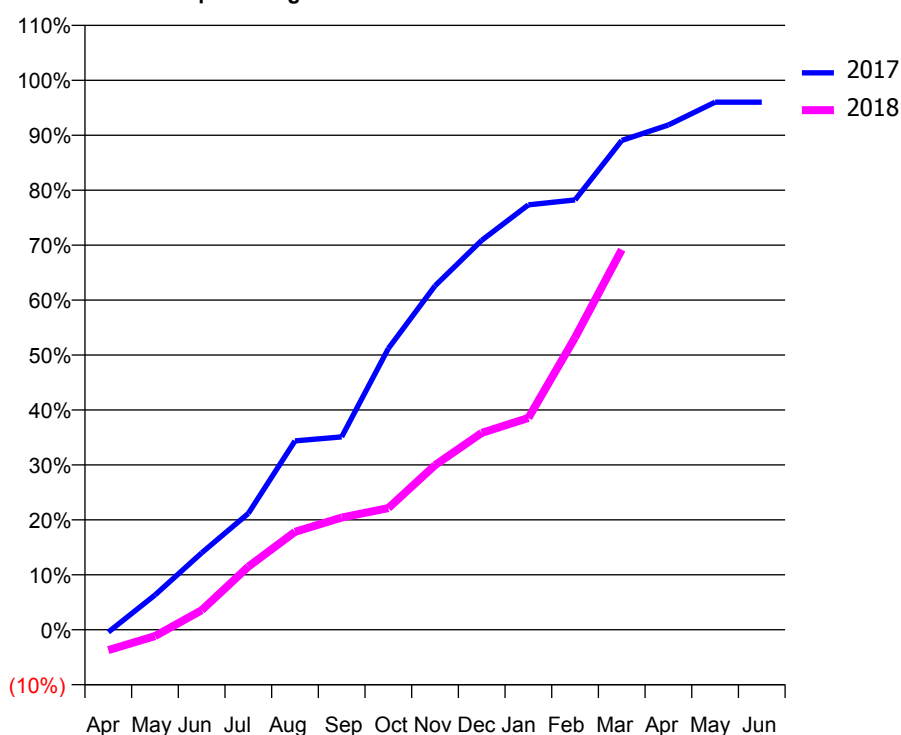
7A2 - Vital Signs Orthodontic At a Glance Contract Report for 176710/0008 - March 2018

Name or company name	Q Dental Care Limited	17/18 Contracted general activity (UDA)	0
Contract type name	PDS Contract	Carry forward general activity (UDA)	0
Purpose of contract	Orthodontic	17/18 Contracted orthodontic activity (UOA)	2,200
Contract start date	01/04/2015	Carry forward orthodontic activity (UOA)	88
Contract end date	31/03/2018	Baseline contract value	£57,161.55

ACCESS	Contract	England and Wales
24 month ratio of assessments to patient IDs	1.02	1.04

ACTIVITY	Contract
Contract assess and fit appliances (case starts) as a percentage of Area Team case starts	0.0 %

Cumulative percentage of contracted UOA delivered 2017 & 2018



Month	Adjusted Scheduled Activity (UOA)		
	2016	2017	2018
April	0	-10	-82
May	0	139	-26
June	0	308	78
July	239	466	253
August	398	756	392
September	486	772	449
October	679	1,126	487
November	782	1,377	659
December	1,027	1,559	788
January	1,177	1,701	848
February	1,543	1,721	1,170
March	1,796	1,959	1,522
April	2,151	2,021	
May	2,186	2,112	
June	2,190	2,112	

QUALITY (rolling 12 month period)

	Contract Quantity	Contract Base Number	Contract *	Local Health Board	Wales
% of all assessments that were assess and fit appliances (case starts)	0	1,767	0.0%	30.7%	59.1%
% of all assessments that were assess and refuse	113	1,767	6.4%	4.5%	10.4%
% of all assessments that were assess and review	1,654	1,767	93.6%	64.8%	30.6%
% of case starts with a reported IOTN of 3 and Aesthetic Component of 5 or below	0	0	N/A	0.0%	0.1%
% of case starts with a reported IOTN of 3 and Aesthetic Component of 6 or above	0	0	N/A	0.8%	2.6%
% of case starts with a reported IOTN of 4	0	0	N/A	81.2%	76.5%
% of case starts with a reported IOTN of 5	0	0	N/A	17.9%	17.6%
% of concluded courses in receipt of dual-arch fixed appliances	0	2	N/A	87.4%	61.0%
% of concluded courses where treatment was abandoned or discontinued	2	2	100.0%	11.7%	7.9%
% of patients satisfied with the treatment they have received	0	0	N/A	95.1%	95.2%

* Figures in italics indicate that the base number is less than 100.

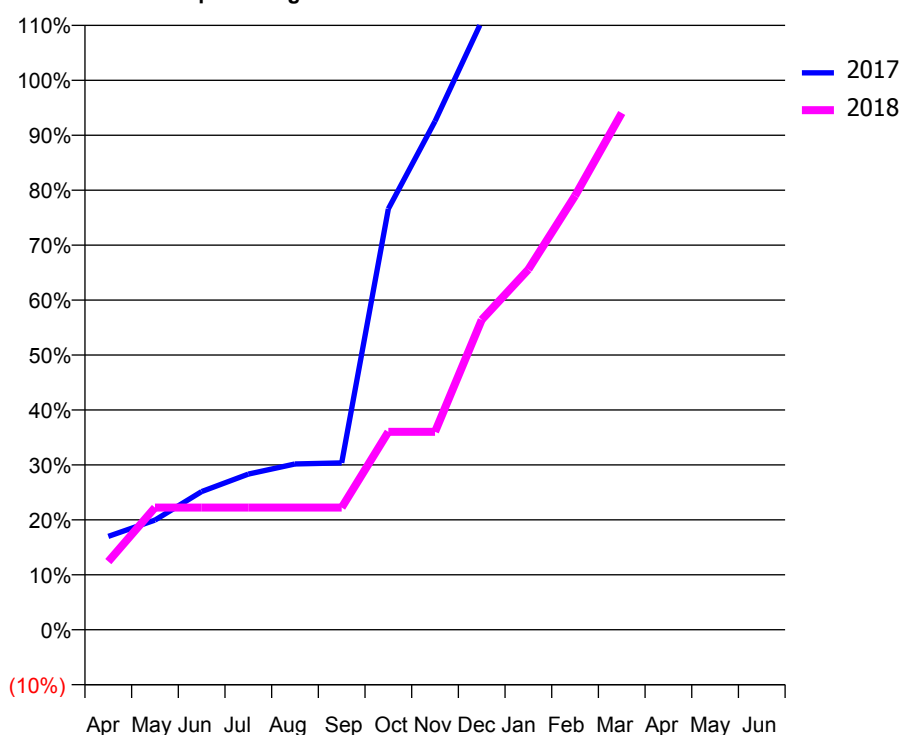
7A3 - Vital Signs Orthodontic At a Glance Contract Report for 117234/0001 - March 2018

Name or company name	Cwmtawe Dental Practice Ltd	17/18 Contracted general activity (UDA)	9,000
Contract type name	GDS Contract	Carry forward general activity (UDA)	32
Purpose of contract	General and Orthodontic	17/18 Contracted orthodontic activity (UOA)	3,062
Contract start date	01/04/2008	Carry forward orthodontic activity (UOA)	0
Contract end date		Baseline contract value	£422,446.95

ACCESS	Contract	England and Wales
24 month ratio of assessments to patient IDs	1.02	1.04

ACTIVITY	Contract
Contract assess and fit appliances (case starts) as a percentage of Area Team case starts	6.4 %

Cumulative percentage of contracted UOA delivered 2017 & 2018



Month	Adjusted Scheduled Activity (UOA)		
	2016	2017	2018
April	367	351	380
May	781	412	681
June	1,107	519	681
July	1,670	585	681
August	1,941	623	681
September	2,208	627	681
October	2,419	1,581	1,103
November	2,855	1,910	1,103
December	2,988	2,285	1,727
January	2,997	2,578	2,008
February	3,283	3,204	2,418
March	3,290	3,958	2,880
April	3,294	3,959	
May	3,294	3,959	
June	3,295	3,959	

QUALITY (rolling 12 month period)

	Contract Quantity	Contract Base Number	Contract *	Local Health Board	Wales
% of all assessments that were assess and fit appliances (case starts)	134	200	67.0%	49.9%	59.1%
% of all assessments that were assess and refuse	34	200	17.0%	15.3%	10.4%
% of all assessments that were assess and review	32	200	16.0%	34.9%	30.6%
% of case starts with a reported IOTN of 3 and Aesthetic Component of 5 or below	0	134	N/A	0.0%	0.1%
% of case starts with a reported IOTN of 3 and Aesthetic Component of 6 or above	3	134	2.2%	1.8%	2.6%
% of case starts with a reported IOTN of 4	103	134	76.9%	76.8%	76.5%
% of case starts with a reported IOTN of 5	28	134	20.9%	16.4%	17.6%
% of concluded courses in receipt of dual-arch fixed appliances	28	81	34.6%	42.7%	61.0%
% of concluded courses where treatment was abandoned or discontinued	40	81	49.4%	13.6%	7.9%
% of patients satisfied with the treatment they have received	10	12	83.3%	92.2%	95.2%

* Figures in italics indicate that the base number is less than 100.

7A3 - Vital Signs Orthodontic At a Glance Contract Report for 153729/0001 - March 2018

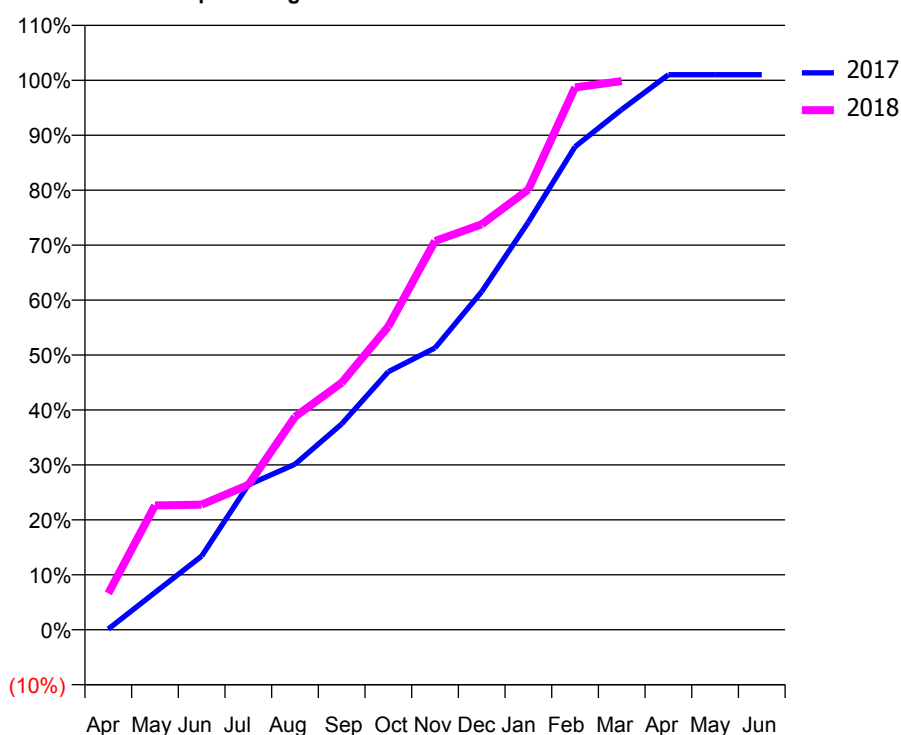
Name or company name	Dr EV Johnstone, Dr D Ainsworth and Dr J Williams
Contract type name	GDS Contract
Purpose of contract	Orthodontic
Contract start date	01/04/2006
Contract end date	

17/18 Contracted general activity (UDA)	9,742
Carry forward general activity (UDA)	0
17/18 Contracted orthodontic activity (UOA)	694
Carry forward orthodontic activity (UOA)	0
Baseline contract value	£434,454.46

ACCESS	Contract	England and Wales
24 month ratio of assessments to patient IDs	1.00	1.04

ACTIVITY	Contract
Contract assess and fit appliances (case starts) as a percentage of Area Team case starts	1.6 %

Cumulative percentage of contracted UOA delivered 2017 & 2018



Month	Adjusted Scheduled Activity (UOA)		
	2016	2017	2018
April	24	1	46
May	54	47	157
June	119	93	158
July	167	183	183
August	210	209	269
September	298	260	312
October	384	326	383
November	490	356	491
December	514	427	512
January	535	515	556
February	621	610	685
March	668	657	693
April	691	701	
May	691	701	
June	691	701	

QUALITY (rolling 12 month period)

	Contract Quantity	Contract Base Number	Contract *	Local Health Board	Wales
% of all assessments that were assess and fit appliances (case starts)	34	72	47.2%	49.9%	59.1%
% of all assessments that were assess and refuse	4	72	5.6%	15.3%	10.4%
% of all assessments that were assess and review	34	72	47.2%	34.9%	30.6%
% of case starts with a reported IOTN of 3 and Aesthetic Component of 5 or below	0	34	N/A	0.0%	0.1%
% of case starts with a reported IOTN of 3 and Aesthetic Component of 6 or above	0	34	N/A	1.8%	2.6%
% of case starts with a reported IOTN of 4	18	34	52.9%	76.8%	76.5%
% of case starts with a reported IOTN of 5	16	34	47.1%	16.4%	17.6%
% of concluded courses in receipt of dual-arch fixed appliances	1	1	100.0%	42.7%	61.0%
% of concluded courses where treatment was abandoned or discontinued	0	1	0.0%	13.6%	7.9%
% of patients satisfied with the treatment they have received	4	4	100.0%	92.2%	95.2%

* Figures in italics indicate that the base number is less than 100.

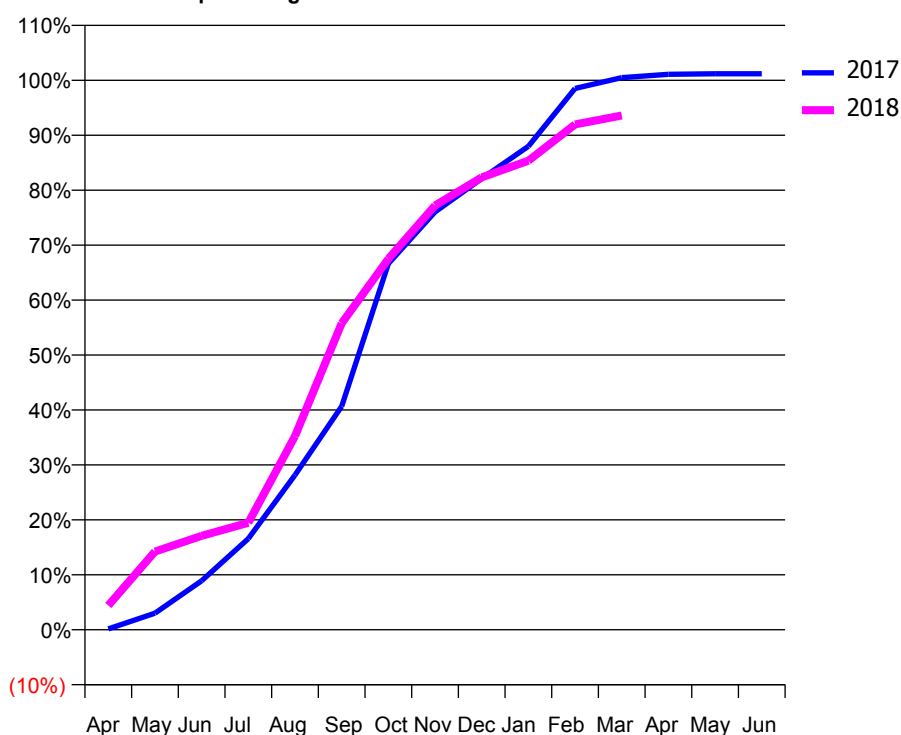
7A3 - Vital Signs Orthodontic At a Glance Contract Report for 162868/0001 - March 2018

Name or company name	Neat-Teeth Orthodontics Limited	17/18 Contracted general activity (UDA)	0
Contract type name	GDS Contract	Carry forward general activity (UDA)	0
Purpose of contract	Orthodontic	17/18 Contracted orthodontic activity (UOA)	9,014
Contract start date	01/09/2011	Carry forward orthodontic activity (UOA)	-107
Contract end date	30/11/2021	Baseline contract value	£577,431.07

ACCESS	Contract	England and Wales
24 month ratio of assessments to patient IDs	1.01	1.04

ACTIVITY	Contract
Contract assess and fit appliances (case starts) as a percentage of Area Team case starts	19.0 %

Cumulative percentage of contracted UOA delivered 2017 & 2018



Month	Adjusted Scheduled Activity (UOA)		
	2016	2017	2018
April	0	14	399
May	203	273	1,284
June	697	803	1,542
July	2,144	1,496	1,755
August	3,516	2,539	3,177
September	5,103	3,665	5,028
October	6,045	6,005	6,085
November	6,045	6,854	6,959
December	6,671	7,402	7,421
January	6,817	7,930	7,694
February	7,453	8,880	8,289
March	7,835	9,058	8,437
April	8,866	9,112	
May	8,952	9,121	
June	9,016	9,121	

QUALITY (rolling 12 month period)

	Contract Quantity	Contract Base Number	Contract *	Local Health Board	Wales
% of all assessments that were assess and fit appliances (case starts)	397	746	53.2%	49.9%	59.1%
% of all assessments that were assess and refuse	66	746	8.8%	15.3%	10.4%
% of all assessments that were assess and review	283	746	37.9%	34.9%	30.6%
% of case starts with a reported IOTN of 3 and Aesthetic Component of 5 or below	0	397	N/A	0.0%	0.1%
% of case starts with a reported IOTN of 3 and Aesthetic Component of 6 or above	5	397	1.3%	1.8%	2.6%
% of case starts with a reported IOTN of 4	303	397	76.3%	76.8%	76.5%
% of case starts with a reported IOTN of 5	57	397	14.4%	16.4%	17.6%
% of concluded courses in receipt of dual-arch fixed appliances	0	207	N/A	42.7%	61.0%
% of concluded courses where treatment was abandoned or discontinued	22	207	10.6%	13.6%	7.9%
% of patients satisfied with the treatment they have received	24	25	96.0%	92.2%	95.2%

* Figures in italics indicate that the base number is less than 100.

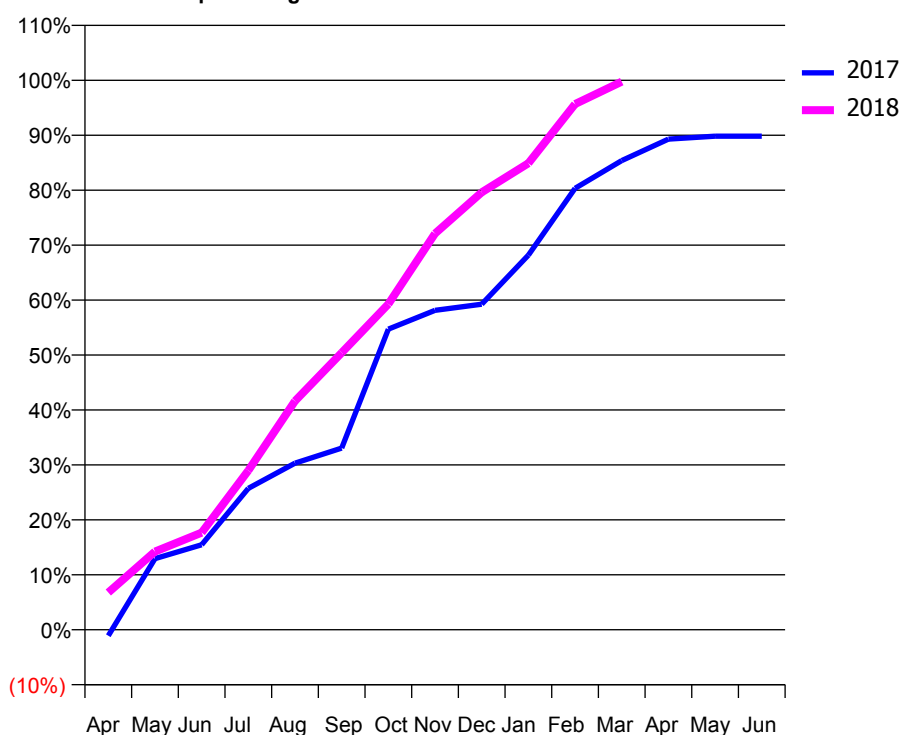
7A3 - Vital Signs Orthodontic At a Glance Contract Report for 176710/0005 - March 2018

Name or company name	Q Dental Care Limited	17/18 Contracted general activity (UDA)	0
Contract type name	PDS Contract	Carry forward general activity (UDA)	0
Purpose of contract	Orthodontic	17/18 Contracted orthodontic activity (UOA)	7,824
Contract start date	01/07/2011	Carry forward orthodontic activity (UOA)	96
Contract end date	30/11/2021	Baseline contract value	£501,200.43

ACCESS	Contract	England and Wales
24 month ratio of assessments to patient IDs	1.01	1.04

ACTIVITY	Contract
Contract assess and fit appliances (case starts) as a percentage of Area Team case starts	18.2 %

Cumulative percentage of contracted UOA delivered 2017 & 2018



Month	Adjusted Scheduled Activity (UOA)		
	2016	2017	2018
April	68	-87	531
May	818	1,013	1,114
June	1,486	1,210	1,384
July	2,363	2,013	2,268
August	3,559	2,373	3,257
September	4,330	2,587	3,944
October	5,282	4,281	4,638
November	6,134	4,547	5,642
December	6,896	4,635	6,229
January	7,134	5,333	6,643
February	7,418	6,285	7,485
March	7,632	6,680	7,804
April	7,800	6,985	
May	7,800	7,027	
June	7,800	7,027	

QUALITY (rolling 12 month period)

	Contract Quantity	Contract Base Number	Contract *	Local Health Board	Wales
% of all assessments that were assess and fit appliances (case starts)	380	648	58.6%	49.9%	59.1%
% of all assessments that were assess and refuse	127	648	19.6%	15.3%	10.4%
% of all assessments that were assess and review	141	648	21.8%	34.9%	30.6%
% of case starts with a reported IOTN of 3 and Aesthetic Component of 5 or below	0	380	N/A	0.0%	0.1%
% of case starts with a reported IOTN of 3 and Aesthetic Component of 6 or above	20	380	5.3%	1.8%	2.6%
% of case starts with a reported IOTN of 4	285	380	75.0%	76.8%	76.5%
% of case starts with a reported IOTN of 5	72	380	18.9%	16.4%	17.6%
% of concluded courses in receipt of dual-arch fixed appliances	264	339	77.9%	42.7%	61.0%
% of concluded courses where treatment was abandoned or discontinued	62	339	18.3%	13.6%	7.9%
% of patients satisfied with the treatment they have received	49	54	90.7%	92.2%	95.2%

* Figures in italics indicate that the base number is less than 100.

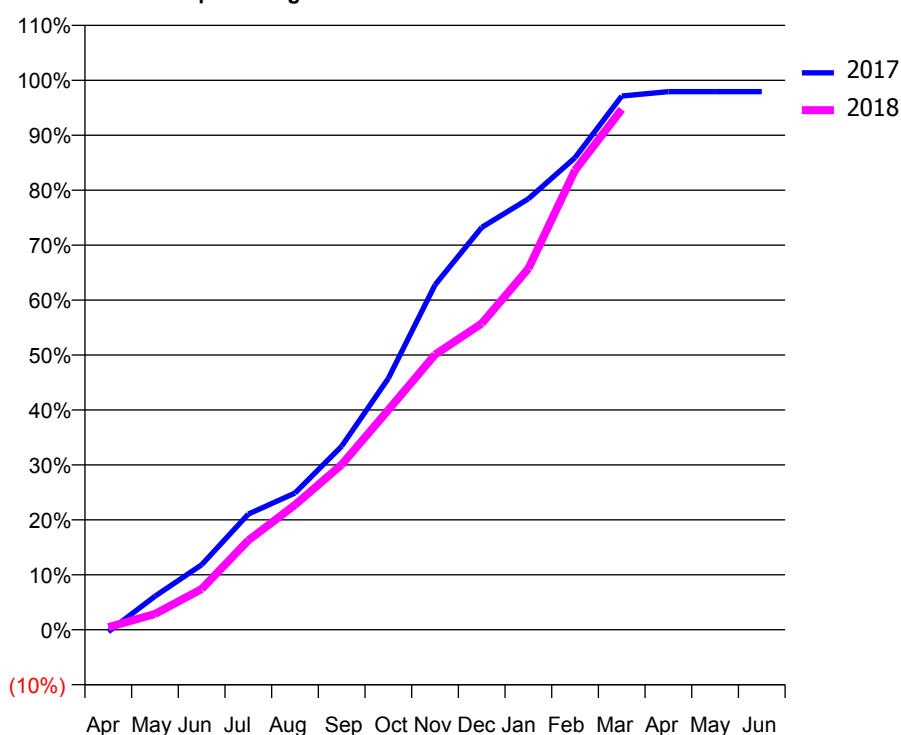
7A3 - Vital Signs Orthodontic At a Glance Contract Report for 176710/0006 - March 2018

Name or company name	Q Dental Care Limited	17/18 Contracted general activity (UDA)	0
Contract type name	PDS Contract	Carry forward general activity (UDA)	0
Purpose of contract	Orthodontic	17/18 Contracted orthodontic activity (UOA)	10,822
Contract start date	01/07/2011	Carry forward orthodontic activity (UOA)	0
Contract end date	30/11/2021	Baseline contract value	£693,250.39

ACCESS	Contract	England and Wales
24 month ratio of assessments to patient IDs	1.01	1.04

ACTIVITY	Contract
Contract assess and fit appliances (case starts) as a percentage of Area Team case starts	23.0 %

Cumulative percentage of contracted UOA delivered 2017 & 2018



Month	Adjusted Scheduled Activity (UOA)		
	2016	2017	2018
April	481	-41	50
May	1,373	660	311
June	2,170	1,280	802
July	3,103	2,277	1,761
August	3,913	2,693	2,460
September	4,693	3,614	3,253
October	5,700	4,951	4,328
November	6,558	6,792	5,418
December	7,250	7,924	6,031
January	7,980	8,487	7,112
February	8,211	9,299	9,050
March	8,211	10,510	10,249
April	8,211	10,597	
May	10,758	10,597	
June	10,781	10,597	

QUALITY (rolling 12 month period)

	Contract Quantity	Contract Base Number	Contract *	Local Health Board	Wales
% of all assessments that were assess and fit appliances (case starts)	480	860	55.8%	49.9%	59.1%
% of all assessments that were assess and refuse	65	860	7.6%	15.3%	10.4%
% of all assessments that were assess and review	315	860	36.6%	34.9%	30.6%
% of case starts with a reported IOTN of 3 and Aesthetic Component of 5 or below	0	480	N/A	0.0%	0.1%
% of case starts with a reported IOTN of 3 and Aesthetic Component of 6 or above	2	480	0.4%	1.8%	2.6%
% of case starts with a reported IOTN of 4	413	480	86.0%	76.8%	76.5%
% of case starts with a reported IOTN of 5	56	480	11.7%	16.4%	17.6%
% of concluded courses in receipt of dual-arch fixed appliances	447	510	87.6%	42.7%	61.0%
% of concluded courses where treatment was abandoned or discontinued	29	510	5.7%	13.6%	7.9%
% of patients satisfied with the treatment they have received	53	58	91.4%	92.2%	95.2%

* Figures in italics indicate that the base number is less than 100.

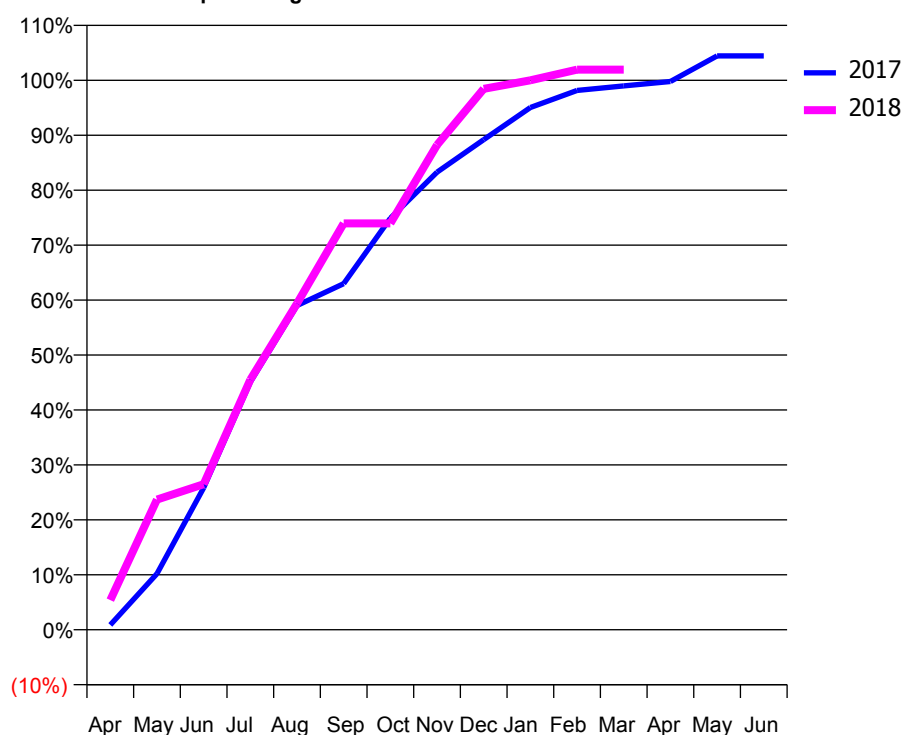
7A3 - Vital Signs Orthodontic At a Glance Contract Report for 181382/0001 - March 2018

Name or company name	Cwmdulais Dental Practice	17/18 Contracted general activity (UDA)	8,575
Contract type name	GDS Contract	Carry forward general activity (UDA)	0
Purpose of contract	Orthodontic	17/18 Contracted orthodontic activity (UOA)	1,351
Contract start date	01/01/2014	Carry forward orthodontic activity (UOA)	0
Contract end date		Baseline contract value	£418,441.49

ACCESS	Contract	England and Wales
24 month ratio of assessments to patient IDs	1.04	1.04

ACTIVITY	Contract
Contract assess and fit appliances (case starts) as a percentage of Area Team case starts	3.3 %

Cumulative percentage of contracted UOA delivered 2017 & 2018



Month	Adjusted Scheduled Activity (UOA)		
	2016	2017	2018
April	6	12	73
May	65	138	320
June	81	349	358
July	119	609	615
August	311	797	802
September	497	851	999
October	590	1,012	999
November	672	1,125	1,192
December	805	1,205	1,330
January	872	1,284	1,351
February	1,117	1,326	1,377
March	1,291	1,337	1,377
April	1,365	1,348	
May	1,365	1,411	
June	1,366	1,411	

QUALITY (rolling 12 month period)

	Contract Quantity	Contract Base Number	Contract *	Local Health Board	Wales
% of all assessments that were assess and fit appliances (case starts)	69	195	35.4%	49.9%	59.1%
% of all assessments that were assess and refuse	21	195	10.8%	15.3%	10.4%
% of all assessments that were assess and review	105	195	53.8%	34.9%	30.6%
% of case starts with a reported IOTN of 3 and Aesthetic Component of 5 or below	0	69	<i>N/A</i>	0.0%	0.1%
% of case starts with a reported IOTN of 3 and Aesthetic Component of 6 or above	1	69	<i>1.4%</i>	1.8%	2.6%
% of case starts with a reported IOTN of 4	62	69	<i>89.9%</i>	76.8%	76.5%
% of case starts with a reported IOTN of 5	2	69	<i>2.9%</i>	16.4%	17.6%
% of concluded courses in receipt of dual-arch fixed appliances	22	41	53.7%	42.7%	61.0%
% of concluded courses where treatment was abandoned or discontinued	9	41	<i>22.0%</i>	13.6%	7.9%
% of patients satisfied with the treatment they have received	4	4	<i>100.0%</i>	92.2%	95.2%

* Figures in italics indicate that the base number is less than 100.

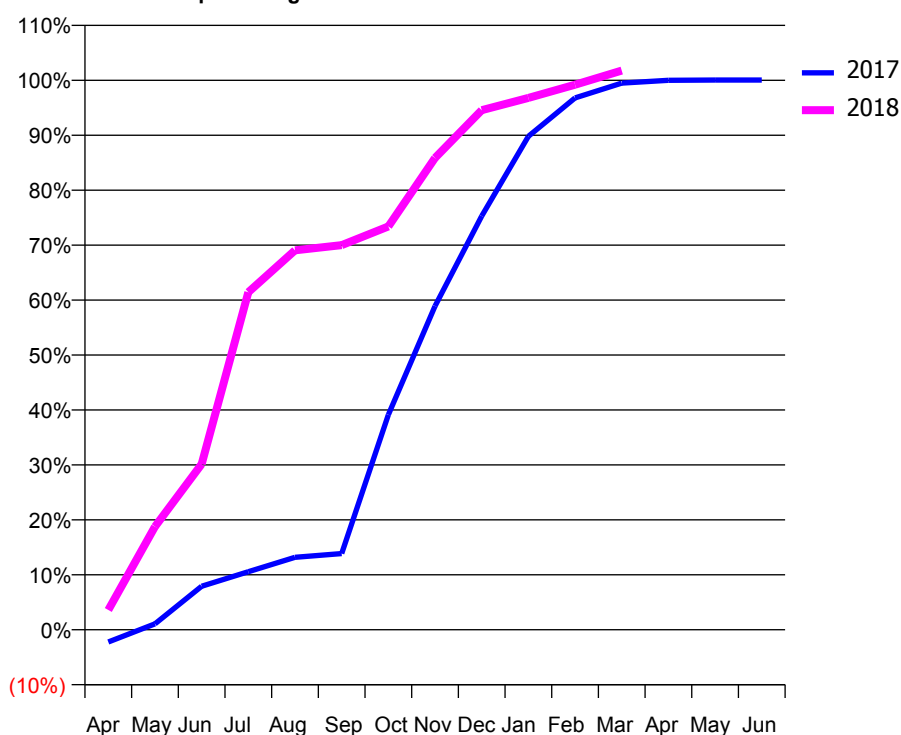
7A3 - Vital Signs Orthodontic At a Glance Contract Report for 636126/0001 - March 2018

Name or company name	MR J KNOX	17/18 Contracted general activity (UDA)	0
Contract type name	PDS Contract	Carry forward general activity (UDA)	0
Purpose of contract	Orthodontic	17/18 Contracted orthodontic activity (UOA)	2,500
Contract start date	01/04/2006	Carry forward orthodontic activity (UOA)	-1
Contract end date	30/11/2021	Baseline contract value	£160,148.40

ACCESS	Contract	England and Wales
24 month ratio of assessments to patient IDs	1.01	1.04

ACTIVITY	Contract
Contract assess and fit appliances (case starts) as a percentage of Area Team case starts	5.7 %

Cumulative percentage of contracted UOA delivered 2017 & 2018



Month	Adjusted Scheduled Activity (UOA)		
	2016	2017	2018
April	0	-56	90
May	37	27	469
June	41	198	754
July	224	264	1,536
August	243	330	1,726
September	323	347	1,750
October	357	978	1,835
November	669	1,473	2,147
December	917	1,882	2,364
January	1,040	2,245	2,420
February	1,468	2,420	2,480
March	1,800	2,487	2,544
April	2,371	2,500	
May	2,350	2,501	
June	2,308	2,501	

QUALITY (rolling 12 month period)

	Contract Quantity	Contract Base Number	Contract *	Local Health Board	Wales
% of all assessments that were assess and fit appliances (case starts)	118	410	28.8%	49.9%	59.1%
% of all assessments that were assess and refuse	144	410	35.1%	15.3%	10.4%
% of all assessments that were assess and review	148	410	36.1%	34.9%	30.6%
% of case starts with a reported IOTN of 3 and Aesthetic Component of 5 or below	0	118	N/A	0.0%	0.1%
% of case starts with a reported IOTN of 3 and Aesthetic Component of 6 or above	0	118	N/A	1.8%	2.6%
% of case starts with a reported IOTN of 4	83	118	70.3%	76.8%	76.5%
% of case starts with a reported IOTN of 5	25	118	21.2%	16.4%	17.6%
% of concluded courses in receipt of dual-arch fixed appliances	0	166	N/A	42.7%	61.0%
% of concluded courses where treatment was abandoned or discontinued	28	166	16.9%	13.6%	7.9%
% of patients satisfied with the treatment they have received	7	7	100.0%	92.2%	95.2%

* Figures in italics indicate that the base number is less than 100.

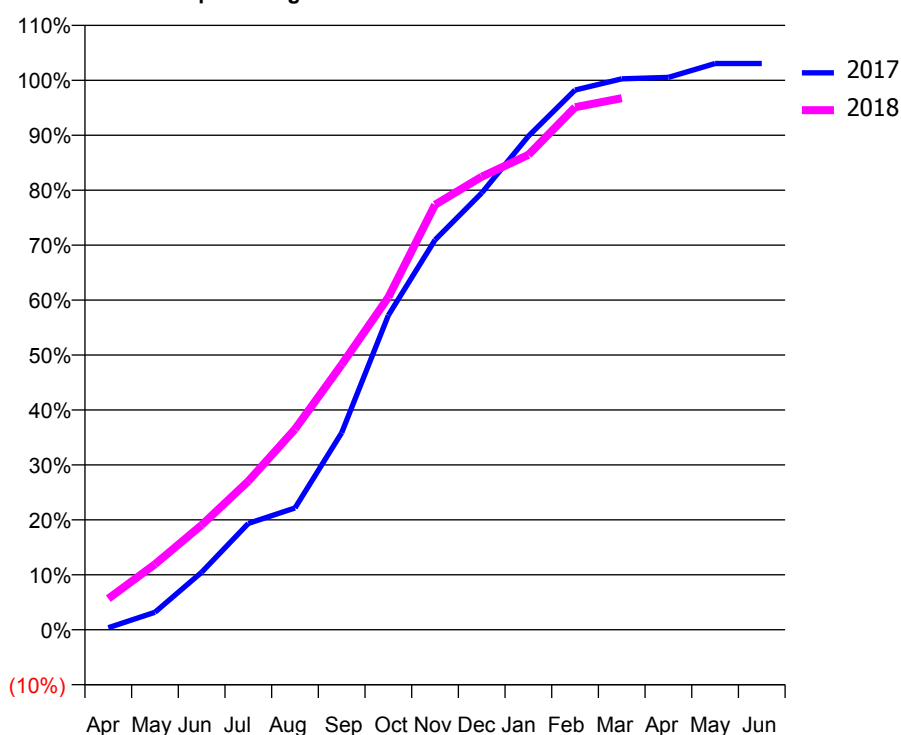
7A3 - Vital Signs Orthodontic At a Glance Contract Report for 658472/0001 - March 2018

Name or company name	MR RR WESTERHOLM	17/18 Contracted general activity (UDA)	0
Contract type name	PDS Contract	Carry forward general activity (UDA)	0
Purpose of contract	Orthodontic	17/18 Contracted orthodontic activity (UOA)	5,000
Contract start date	01/04/2006	Carry forward orthodontic activity (UOA)	-153
Contract end date	30/11/2021	Baseline contract value	£320,296.80

ACCESS	Contract	England and Wales
24 month ratio of assessments to patient IDs	1.03	1.04

ACTIVITY	Contract
Contract assess and fit appliances (case starts) as a percentage of Area Team case starts	10.7 %

Cumulative percentage of contracted UOA delivered 2017 & 2018



Month	Adjusted Scheduled Activity (UOA)		
	2016	2017	2018
April	0	19	283
May	177	159	596
June	271	523	953
July	932	968	1,352
August	1,392	1,108	1,826
September	2,122	1,793	2,413
October	2,977	2,862	3,025
November	3,737	3,547	3,868
December	3,889	3,974	4,122
January	4,275	4,491	4,321
February	4,545	4,911	4,755
March	5,012	5,013	4,837
April	5,056	5,026	
May	5,014	5,153	
June	5,014	5,153	

QUALITY (rolling 12 month period)

	Contract Quantity	Contract Base Number	Contract *	Local Health Board	Wales
% of all assessments that were assess and fit appliances (case starts)	223	516	43.2%	49.9%	59.1%
% of all assessments that were assess and refuse	83	516	16.1%	15.3%	10.4%
% of all assessments that were assess and review	210	516	40.7%	34.9%	30.6%
% of case starts with a reported IOTN of 3 and Aesthetic Component of 5 or below	0	223	N/A	0.0%	0.1%
% of case starts with a reported IOTN of 3 and Aesthetic Component of 6 or above	7	223	3.1%	1.8%	2.6%
% of case starts with a reported IOTN of 4	162	223	72.6%	76.8%	76.5%
% of case starts with a reported IOTN of 5	47	223	21.1%	16.4%	17.6%
% of concluded courses in receipt of dual-arch fixed appliances	0	203	N/A	42.7%	61.0%
% of concluded courses where treatment was abandoned or discontinued	21	203	10.3%	13.6%	7.9%
% of patients satisfied with the treatment they have received	13	14	92.9%	92.2%	95.2%

* Figures in italics indicate that the base number is less than 100.

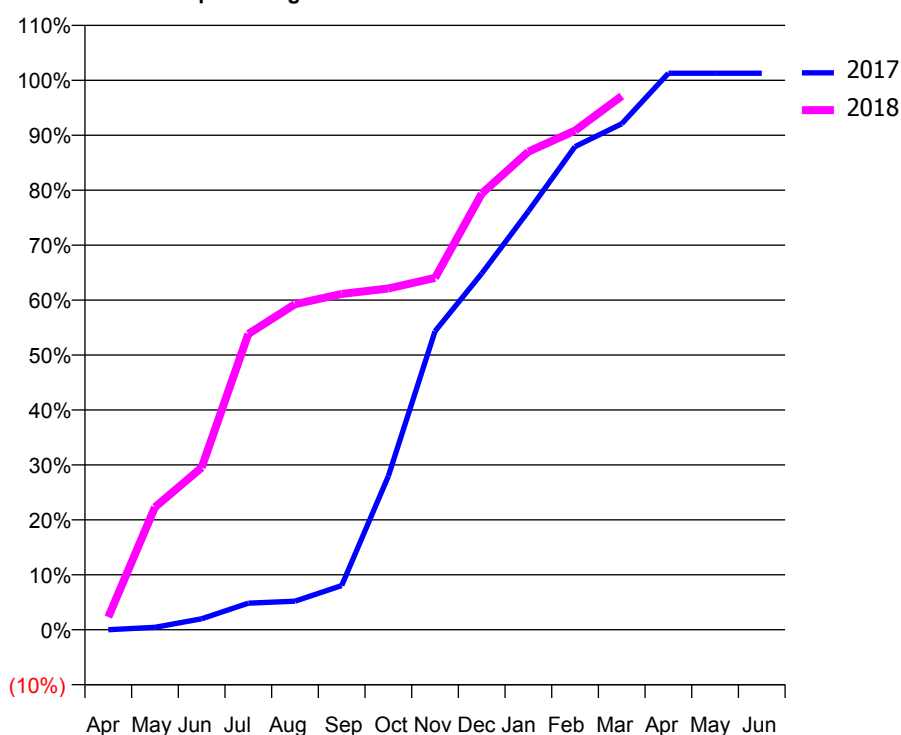
7A3 - Vital Signs Orthodontic At a Glance Contract Report for 846473/0001 - March 2018

Name or company name	MISS CE ECKHARDT	17/18 Contracted general activity (UDA)	0
Contract type name	PDS Contract	Carry forward general activity (UDA)	0
Purpose of contract	Orthodontic	17/18 Contracted orthodontic activity (UOA)	2,500
Contract start date	01/04/2006	Carry forward orthodontic activity (UOA)	-32
Contract end date	30/11/2021	Baseline contract value	£160,148.40

ACCESS	Contract	England and Wales
24 month ratio of assessments to patient IDs	1.02	1.04

ACTIVITY	Contract
Contract assess and fit appliances (case starts) as a percentage of Area Team case starts	5.7 %

Cumulative percentage of contracted UOA delivered 2017 & 2018



Month	Adjusted Scheduled Activity (UOA)		
	2016	2017	2018
April	0	0	58
May	9	11	558
June	15	50	738
July	339	121	1,346
August	287	130	1,481
September	336	201	1,528
October	547	699	1,553
November	866	1,358	1,601
December	1,295	1,621	1,984
January	1,386	1,904	2,175
February	1,883	2,198	2,271
March	2,100	2,302	2,428
April	2,441	2,532	
May	2,462	2,532	
June	2,483	2,532	

QUALITY (rolling 12 month period)

	Contract Quantity	Contract Base Number	Contract *	Local Health Board	Wales
% of all assessments that were assess and fit appliances (case starts)	120	278	43.2%	49.9%	59.1%
% of all assessments that were assess and refuse	59	278	21.2%	15.3%	10.4%
% of all assessments that were assess and review	99	278	35.6%	34.9%	30.6%
% of case starts with a reported IOTN of 3 and Aesthetic Component of 5 or below	0	120	N/A	0.0%	0.1%
% of case starts with a reported IOTN of 3 and Aesthetic Component of 6 or above	0	120	N/A	1.8%	2.6%
% of case starts with a reported IOTN of 4	93	120	77.5%	76.8%	76.5%
% of case starts with a reported IOTN of 5	15	120	12.5%	16.4%	17.6%
% of concluded courses in receipt of dual-arch fixed appliances	0	121	N/A	42.7%	61.0%
% of concluded courses where treatment was abandoned or discontinued	15	121	12.4%	13.6%	7.9%
% of patients satisfied with the treatment they have received	4	5	80.0%	92.2%	95.2%

* Figures in italics indicate that the base number is less than 100.

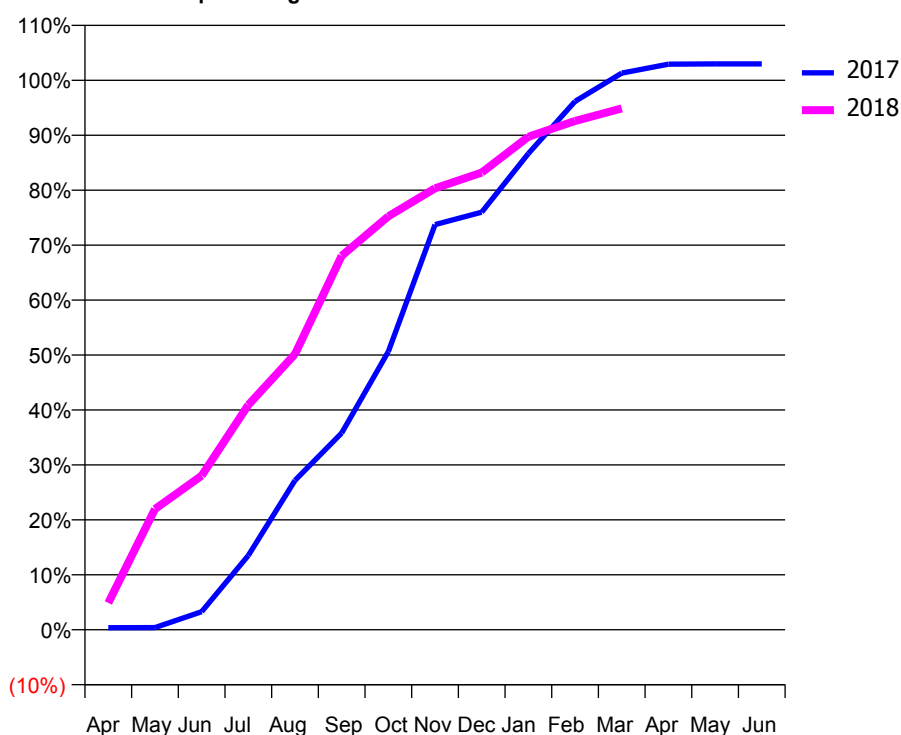
7A3 - Vital Signs Orthodontic At a Glance Contract Report for 933430/0001 - March 2018

Name or company name	MRS AJ EGGAR	17/18 Contracted general activity (UDA)	0
Contract type name	PDS Contract	Carry forward general activity (UDA)	0
Purpose of contract	Orthodontic	17/18 Contracted orthodontic activity (UOA)	3,000
Contract start date	01/04/2006	Carry forward orthodontic activity (UOA)	-89
Contract end date	30/11/2021	Baseline contract value	£192,178.08

ACCESS	Contract	England and Wales
24 month ratio of assessments to patient IDs	1.02	1.04

ACTIVITY	Contract
Contract assess and fit appliances (case starts) as a percentage of Area Team case starts	6.3 %

Cumulative percentage of contracted UOA delivered 2017 & 2018



Month	Adjusted Scheduled Activity (UOA)		
	2016	2017	2018
April	0	11	147
May	33	12	659
June	223	99	841
July	677	406	1,228
August	738	816	1,505
September	979	1,074	2,042
October	992	1,519	2,257
November	1,526	2,212	2,410
December	1,526	2,280	2,496
January	1,560	2,600	2,692
February	2,115	2,885	2,778
March	2,223	3,039	2,846
April	3,027	3,088	
May	3,048	3,089	
June	3,048	3,089	

QUALITY (rolling 12 month period)

	Contract Quantity	Contract Base Number	Contract *	Local Health Board	Wales
% of all assessments that were assess and fit appliances (case starts)	132	261	50.6%	49.9%	59.1%
% of all assessments that were assess and refuse	36	261	13.8%	15.3%	10.4%
% of all assessments that were assess and review	93	261	35.6%	34.9%	30.6%
% of case starts with a reported IOTN of 3 and Aesthetic Component of 5 or below	0	132	N/A	0.0%	0.1%
% of case starts with a reported IOTN of 3 and Aesthetic Component of 6 or above	0	132	N/A	1.8%	2.6%
% of case starts with a reported IOTN of 4	80	132	60.6%	76.8%	76.5%
% of case starts with a reported IOTN of 5	24	132	18.2%	16.4%	17.6%
% of concluded courses in receipt of dual-arch fixed appliances	0	117	N/A	42.7%	61.0%
% of concluded courses where treatment was abandoned or discontinued	17	117	14.5%	13.6%	7.9%
% of patients satisfied with the treatment they have received	10	10	100.0%	92.2%	95.2%

* Figures in italics indicate that the base number is less than 100.

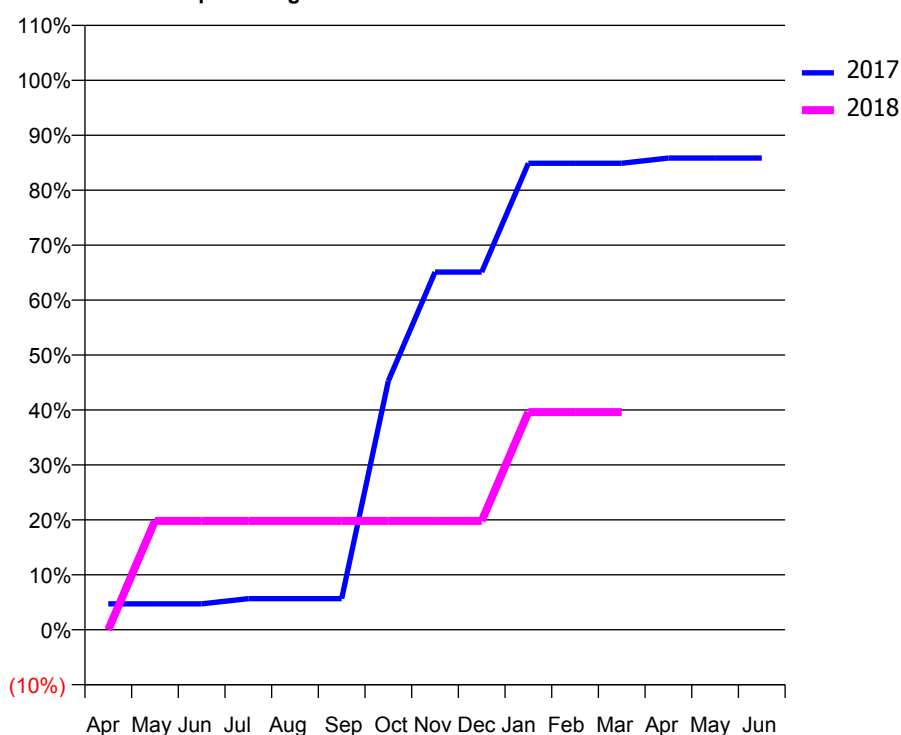
7A4 - Vital Signs Orthodontic At a Glance Contract Report for 127981/0001 - March 2018

Name or company name	Blakeridge Limited	17/18 Contracted general activity (UDA)	7,839
Contract type name	GDS Contract	Carry forward general activity (UDA)	448
Purpose of contract	General and Orthodontic	17/18 Contracted orthodontic activity (UOA)	106
Contract start date	01/09/2012	Carry forward orthodontic activity (UOA)	0
Contract end date		Baseline contract value	£160,096.02

ACCESS	Contract	England and Wales
24 month ratio of assessments to patient IDs	1.00	1.04

ACTIVITY	Contract
Contract assess and fit appliances (case starts) as a percentage of Area Team case starts	0.1 %

Cumulative percentage of contracted UOA delivered 2017 & 2018



Month	Adjusted Scheduled Activity (UOA)		
	2016	2017	2018
April	0	5	0
May	0	5	21
June	1	5	21
July	1	6	21
August	1	6	21
September	1	6	21
October	2	48	21
November	23	69	21
December	44	69	21
January	86	90	42
February	86	90	42
March	107	90	42
April	107	91	
May	128	91	
June	128	91	

QUALITY (rolling 12 month period)

	Contract Quantity	Contract Base Number	Contract *	Local Health Board	Wales
% of all assessments that were assess and fit appliances (case starts)	2	3	66.7%	67.6%	59.1%
% of all assessments that were assess and refuse	0	3	0.0%	11.9%	10.4%
% of all assessments that were assess and review	1	3	33.3%	20.5%	30.6%
% of case starts with a reported IOTN of 3 and Aesthetic Component of 5 or below	0	2	N/A	0.1%	0.1%
% of case starts with a reported IOTN of 3 and Aesthetic Component of 6 or above	0	2	N/A	2.6%	2.6%
% of case starts with a reported IOTN of 4	1	2	50.0%	81.4%	76.5%
% of case starts with a reported IOTN of 5	1	2	50.0%	15.1%	17.6%
% of concluded courses in receipt of dual-arch fixed appliances	0	8	N/A	67.3%	61.0%
% of concluded courses where treatment was abandoned or discontinued	0	8	0.0%	4.5%	7.9%
% of patients satisfied with the treatment they have received	0	0	N/A	96.4%	95.2%

* Figures in italics indicate that the base number is less than 100.

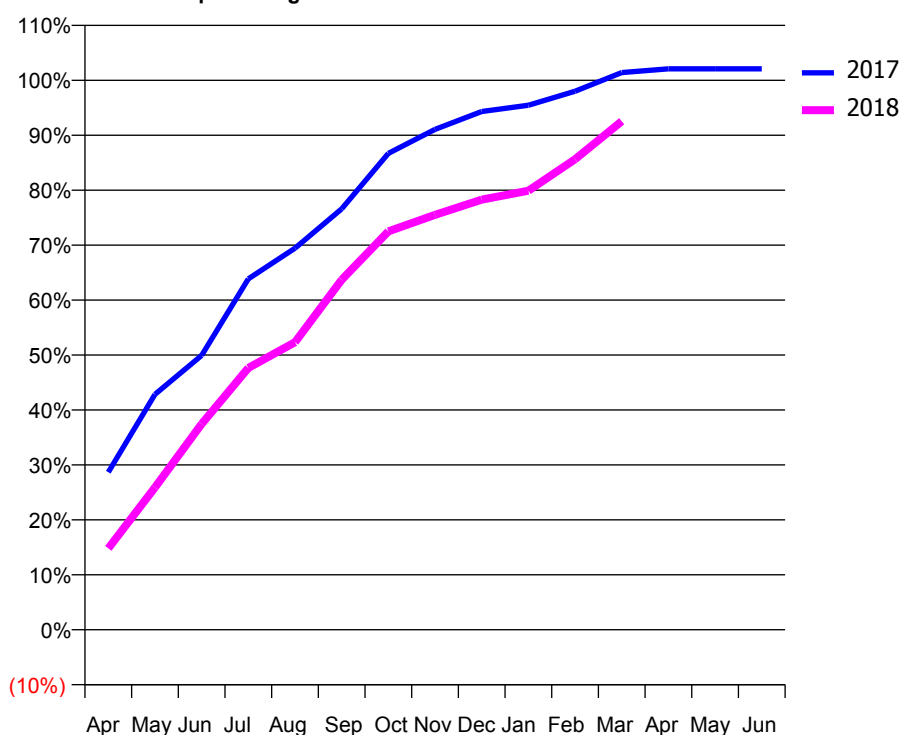
7A4 - Vital Signs Orthodontic At a Glance Contract Report for 129100/0001 - March 2018

Name or company name	Sandusky Remills Ltd	17/18 Contracted general activity (UDA)	0
Contract type name	PDS Contract	Carry forward general activity (UDA)	0
Purpose of contract	Orthodontic	17/18 Contracted orthodontic activity (UOA)	9,194
Contract start date	01/09/2012	Carry forward orthodontic activity (UOA)	-192
Contract end date	31/03/2018	Baseline contract value	£620,850.31

ACCESS	Contract	England and Wales
24 month ratio of assessments to patient IDs	1.01	1.04

ACTIVITY	Contract
Contract assess and fit appliances (case starts) as a percentage of Area Team case starts	13.8 %

Cumulative percentage of contracted UOA delivered 2017 & 2018



Month	Adjusted Scheduled Activity (UOA)		
	2016	2017	2018
April	1,175	2,635	1,362
May	2,183	3,940	2,382
June	3,111	4,590	3,444
July	4,568	5,872	4,382
August	5,156	6,385	4,811
September	6,122	7,043	5,855
October	7,025	7,971	6,665
November	7,892	8,371	6,942
December	9,135	8,672	7,196
January	9,582	8,775	7,346
February	10,107	9,009	7,872
March	10,658	9,322	8,507
April	10,861	9,386	
May	10,861	9,386	
June	10,861	9,386	

QUALITY (rolling 12 month period)

	Contract Quantity	Contract Base Number	Contract *	Local Health Board	Wales
% of all assessments that were assess and fit appliances (case starts)	405	529	76.6%	67.6%	59.1%
% of all assessments that were assess and refuse	76	529	14.4%	11.9%	10.4%
% of all assessments that were assess and review	48	529	9.1%	20.5%	30.6%
% of case starts with a reported IOTN of 3 and Aesthetic Component of 5 or below	0	405	N/A	0.1%	0.1%
% of case starts with a reported IOTN of 3 and Aesthetic Component of 6 or above	0	405	N/A	2.6%	2.6%
% of case starts with a reported IOTN of 4	305	405	75.3%	81.4%	76.5%
% of case starts with a reported IOTN of 5	100	405	24.7%	15.1%	17.6%
% of concluded courses in receipt of dual-arch fixed appliances	0	380	N/A	67.3%	61.0%
% of concluded courses where treatment was abandoned or discontinued	12	380	3.2%	4.5%	7.9%
% of patients satisfied with the treatment they have received	44	45	97.8%	96.4%	95.2%

* Figures in italics indicate that the base number is less than 100.

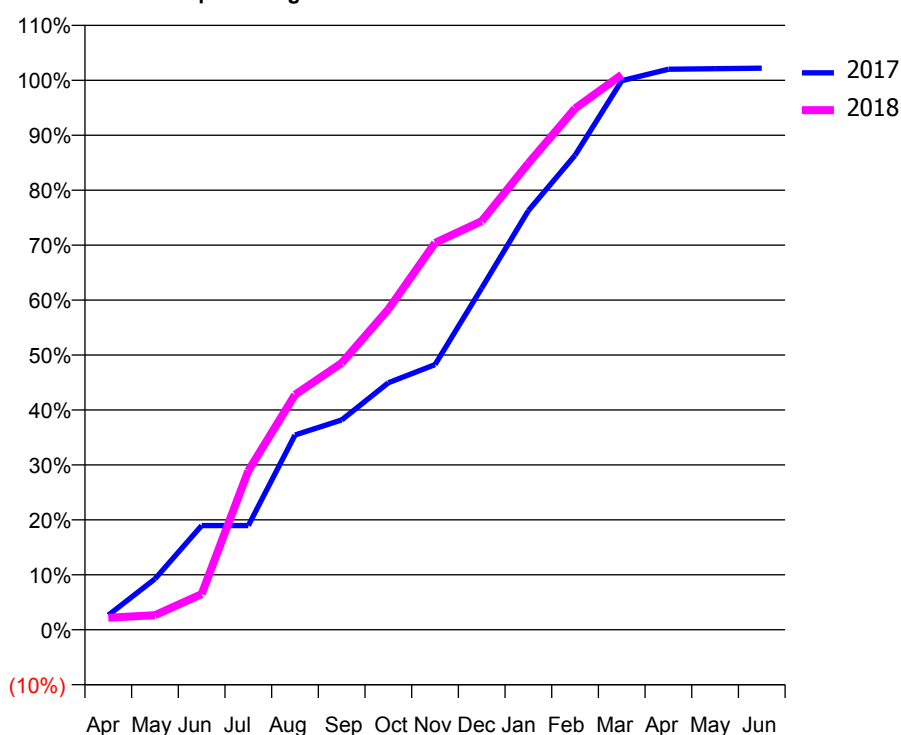
7A4 - Vital Signs Orthodontic At a Glance Contract Report for 140589/0002 - March 2018

Name or company name	Cowbridge Dental Care Limited	17/18 Contracted general activity (UDA)	0
Contract type name	PDS Contract	Carry forward general activity (UDA)	0
Purpose of contract	Orthodontic	17/18 Contracted orthodontic activity (UOA)	1,092
Contract start date	01/09/2011	Carry forward orthodontic activity (UOA)	-24
Contract end date	31/03/2018	Baseline contract value	£70,302.81

ACCESS	Contract	England and Wales
24 month ratio of assessments to patient IDs	1.02	1.04

ACTIVITY	Contract
Contract assess and fit appliances (case starts) as a percentage of Area Team case starts	1.7 %

Cumulative percentage of contracted UOA delivered 2017 & 2018



Month	Adjusted Scheduled Activity (UOA)		
	2016	2017	2018
April	34	29	24
May	34	101	29
June	103	207	71
July	107	207	316
August	236	387	467
September	323	417	530
October	398	491	637
November	640	527	769
December	737	679	812
January	760	833	927
February	961	943	1,036
March	1,050	1,091	1,103
April	1,118	1,114	
May	1,118	1,115	
June	1,118	1,116	

QUALITY (rolling 12 month period)

	Contract Quantity	Contract Base Number	Contract *	Local Health Board	Wales
% of all assessments that were assess and fit appliances (case starts)	51	102	50.0%	67.6%	59.1%
% of all assessments that were assess and refuse	21	102	20.6%	11.9%	10.4%
% of all assessments that were assess and review	30	102	29.4%	20.5%	30.6%
% of case starts with a reported IOTN of 3 and Aesthetic Component of 5 or below	0	51	<i>N/A</i>	0.1%	0.1%
% of case starts with a reported IOTN of 3 and Aesthetic Component of 6 or above	12	51	23.5%	2.6%	2.6%
% of case starts with a reported IOTN of 4	29	51	56.9%	81.4%	76.5%
% of case starts with a reported IOTN of 5	10	51	19.6%	15.1%	17.6%
% of concluded courses in receipt of dual-arch fixed appliances	40	50	80.0%	67.3%	61.0%
% of concluded courses where treatment was abandoned or discontinued	6	50	12.0%	4.5%	7.9%
% of patients satisfied with the treatment they have received	8	9	88.9%	96.4%	95.2%

* Figures in italics indicate that the base number is less than 100.

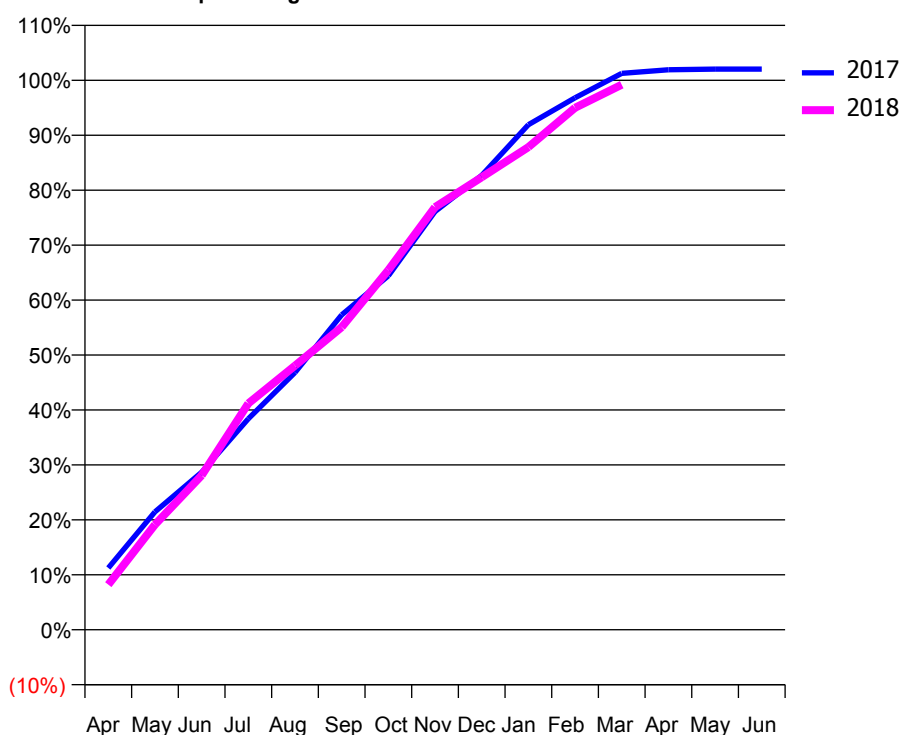
7A4 - Vital Signs Orthodontic At a Glance Contract Report for 166332/0001 - March 2018

Name or company name	Cathedral Orthodontics Ltd	17/18 Contracted general activity (UDA)	0
Contract type name	PDS Contract	Carry forward general activity (UDA)	0
Purpose of contract	Orthodontic	17/18 Contracted orthodontic activity (UOA)	21,553
Contract start date	01/11/2010	Carry forward orthodontic activity (UOA)	-439
Contract end date	31/03/2018	Baseline contract value	£1,454,557.42

ACCESS	Contract	England and Wales
24 month ratio of assessments to patient IDs	1.02	1.04

ACTIVITY	Contract
Contract assess and fit appliances (case starts) as a percentage of Area Team case starts	34.1 %

Cumulative percentage of contracted UOA delivered 2017 & 2018



Month	Adjusted Scheduled Activity (UOA)		
	2016	2017	2018
April	1,822	2,424	1,769
May	4,735	4,625	4,122
June	6,529	6,177	6,054
July	9,285	8,275	8,879
August	11,547	10,091	10,361
September	13,746	12,352	11,869
October	15,958	13,884	14,110
November	17,064	16,406	16,577
December	19,072	17,822	17,749
January	19,630	19,810	18,930
February	20,981	20,867	20,472
March	22,190	21,821	21,379
April	22,550	21,966	
May	22,681	21,992	
June	22,681	21,992	

QUALITY (rolling 12 month period)

	Contract Quantity	Contract Base Number	Contract *	Local Health Board	Wales
% of all assessments that were assess and fit appliances (case starts)	1,004	1,647	61.0%	67.6%	59.1%
% of all assessments that were assess and refuse	233	1,647	14.1%	11.9%	10.4%
% of all assessments that were assess and review	410	1,647	24.9%	20.5%	30.6%
% of case starts with a reported IOTN of 3 and Aesthetic Component of 5 or below	3	1,004	0.3%	0.1%	0.1%
% of case starts with a reported IOTN of 3 and Aesthetic Component of 6 or above	47	1,004	4.7%	2.6%	2.6%
% of case starts with a reported IOTN of 4	783	1,004	78.0%	81.4%	76.5%
% of case starts with a reported IOTN of 5	155	1,004	15.4%	15.1%	17.6%
% of concluded courses in receipt of dual-arch fixed appliances	756	844	89.6%	67.3%	61.0%
% of concluded courses where treatment was abandoned or discontinued	58	844	6.9%	4.5%	7.9%
% of patients satisfied with the treatment they have received	98	100	98.0%	96.4%	95.2%

* Figures in italics indicate that the base number is less than 100.

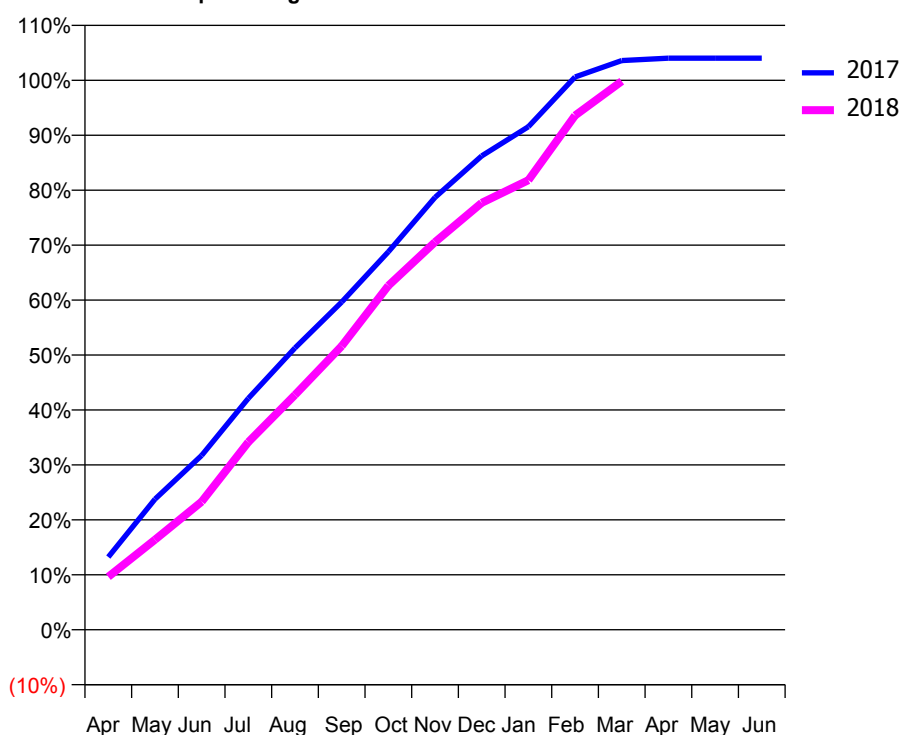
7A4 - Vital Signs Orthodontic At a Glance Contract Report for 176710/0004 - March 2018

Name or company name	Q Dental Care Limited	17/18 Contracted general activity (UDA)	0
Contract type name	PDS Contract	Carry forward general activity (UDA)	0
Purpose of contract	Orthodontic	17/18 Contracted orthodontic activity (UOA)	18,178
Contract start date	01/04/2011	Carry forward orthodontic activity (UOA)	-729
Contract end date	31/03/2018	Baseline contract value	£1,229,042.34

ACCESS	Contract	England and Wales
24 month ratio of assessments to patient IDs	1.01	1.04

ACTIVITY	Contract
Contract assess and fit appliances (case starts) as a percentage of Area Team case starts	28.4 %

Cumulative percentage of contracted UOA delivered 2017 & 2018



Month	Adjusted Scheduled Activity (UOA)		
	2016	2017	2018
April	1,024	2,408	1,755
May	2,571	4,319	2,978
June	4,553	5,767	4,235
July	7,672	7,655	6,207
August	10,812	9,322	7,771
September	12,799	10,842	9,386
October	14,182	12,505	11,384
November	15,643	14,302	12,827
December	17,652	15,674	14,121
January	18,660	16,640	14,872
February	19,151	18,285	17,012
March	19,172	18,830	18,146
April	19,197	18,907	
May	19,197	18,907	
June	19,198	18,907	

QUALITY (rolling 12 month period)

	Contract Quantity	Contract Base Number	Contract *	Local Health Board	Wales
% of all assessments that were assess and fit appliances (case starts)	836	1,108	75.5%	67.6%	59.1%
% of all assessments that were assess and refuse	87	1,108	7.9%	11.9%	10.4%
% of all assessments that were assess and review	185	1,108	16.7%	20.5%	30.6%
% of case starts with a reported IOTN of 3 and Aesthetic Component of 5 or below	0	836	N/A	0.1%	0.1%
% of case starts with a reported IOTN of 3 and Aesthetic Component of 6 or above	6	836	0.7%	2.6%	2.6%
% of case starts with a reported IOTN of 4	712	836	85.2%	81.4%	76.5%
% of case starts with a reported IOTN of 5	111	836	13.3%	15.1%	17.6%
% of concluded courses in receipt of dual-arch fixed appliances	741	805	92.0%	67.3%	61.0%
% of concluded courses where treatment was abandoned or discontinued	26	805	3.2%	4.5%	7.9%
% of patients satisfied with the treatment they have received	97	100	97.0%	96.4%	95.2%

* Figures in italics indicate that the base number is less than 100.

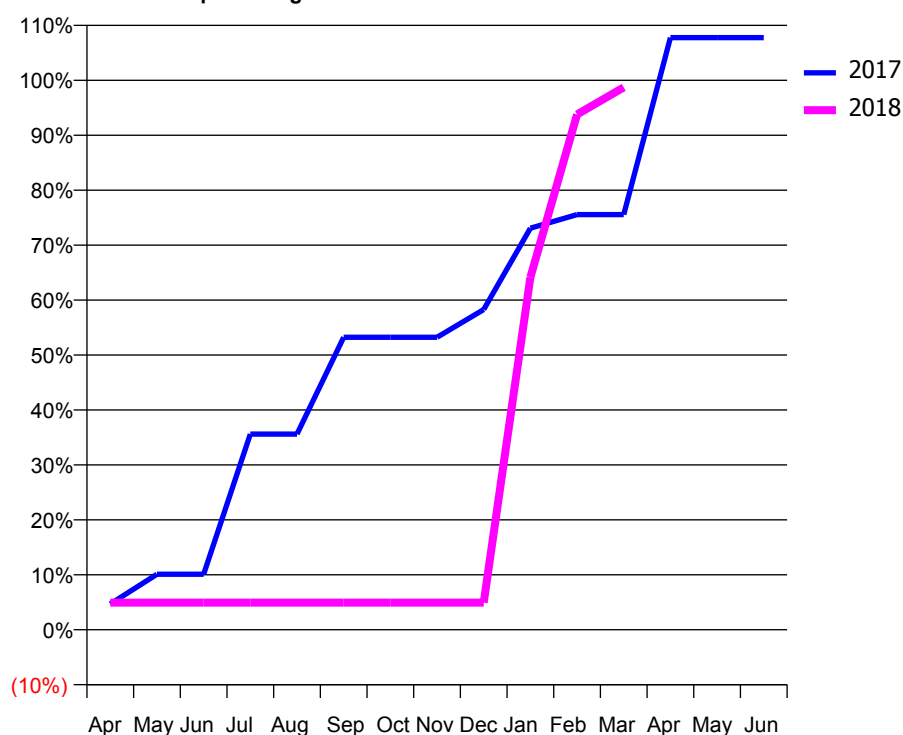
7A4 - Vital Signs Orthodontic At a Glance Contract Report for 190195/0017 - March 2018

Name or company name	Xeon Smiles UK Ltd	17/18 Contracted general activity (UDA)	31,000
Contract type name	GDS Contract	Carry forward general activity (UDA)	-252
Purpose of contract	General and Orthodontic	17/18 Contracted orthodontic activity (UOA)	851
Contract start date	01/04/2012	Carry forward orthodontic activity (UOA)	-42
Contract end date		Baseline contract value	£807,957.96

ACCESS	Contract	England and Wales
24 month ratio of assessments to patient IDs	1.00	1.04

ACTIVITY	Contract
Contract assess and fit appliances (case starts) as a percentage of Area Team case starts	1.7 %

Cumulative percentage of contracted UOA delivered 2017 & 2018



Month	Adjusted Scheduled Activity (UOA)		
	2016	2017	2018
April	32	40	42
May	32	86	42
June	32	86	42
July	32	303	42
August	292	303	42
September	292	453	42
October	400	453	42
November	401	453	42
December	528	496	42
January	528	622	546
February	635	643	798
March	765	643	840
April	870	917	
May	891	917	
June	891	917	

QUALITY (rolling 12 month period)

	Contract Quantity	Contract Base Number	Contract *	Local Health Board	Wales
% of all assessments that were assess and fit appliances (case starts)	51	52	98.1%	67.6%	59.1%
% of all assessments that were assess and refuse	0	52	0.0%	11.9%	10.4%
% of all assessments that were assess and review	1	52	1.9%	20.5%	30.6%
% of case starts with a reported IOTN of 3 and Aesthetic Component of 5 or below	0	51	N/A	0.1%	0.1%
% of case starts with a reported IOTN of 3 and Aesthetic Component of 6 or above	2	51	3.9%	2.6%	2.6%
% of case starts with a reported IOTN of 4	43	51	84.3%	81.4%	76.5%
% of case starts with a reported IOTN of 5	6	51	11.8%	15.1%	17.6%
% of concluded courses in receipt of dual-arch fixed appliances	0	1	N/A	67.3%	61.0%
% of concluded courses where treatment was abandoned or discontinued	1	1	100.0%	4.5%	7.9%
% of patients satisfied with the treatment they have received	7	8	87.5%	96.4%	95.2%

* Figures in italics indicate that the base number is less than 100.

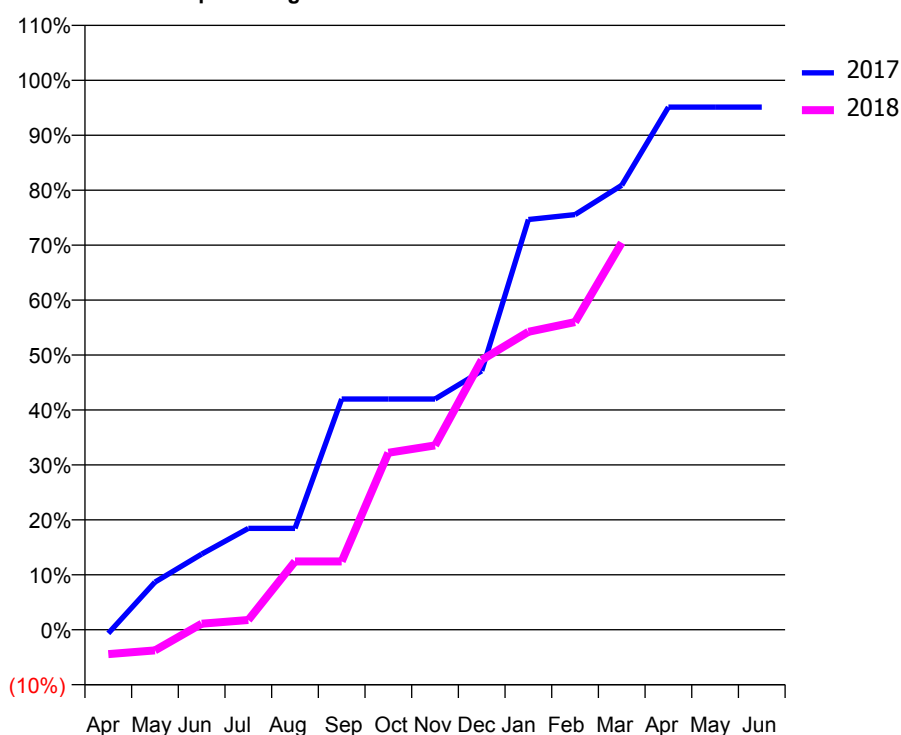
7A4 - Vital Signs Orthodontic At a Glance Contract Report for 190225/0001 - March 2018

Name or company name	Bay House Dental Practice Ltd	17/18 Contracted general activity (UDA)	2,544
Contract type name	GDS Contract	Carry forward general activity (UDA)	-57
Purpose of contract	General and Orthodontic	17/18 Contracted orthodontic activity (UOA)	450
Contract start date	01/04/2011	Carry forward orthodontic activity (UOA)	22
Contract end date		Baseline contract value	£103,821.41

ACCESS	Contract	England and Wales
24 month ratio of assessments to patient IDs	1.00	1.04

ACTIVITY	Contract
Contract assess and fit appliances (case starts) as a percentage of Area Team case starts	0.7 %

Cumulative percentage of contracted UOA delivered 2017 & 2018



Month	Adjusted Scheduled Activity (UOA)		
	2016	2017	2018
April	20	-3	-20
May	83	39	-17
June	83	62	5
July	148	83	8
August	190	83	56
September	213	189	56
October	255	189	145
November	255	189	151
December	276	212	221
January	298	336	244
February	340	340	252
March	425	364	317
April	447	428	
May	447	428	
June	447	428	

QUALITY (rolling 12 month period)

	Contract Quantity	Contract Base Number	Contract *	Local Health Board	Wales
% of all assessments that were assess and fit appliances (case starts)	20	58	34.5%	67.6%	59.1%
% of all assessments that were assess and refuse	6	58	10.3%	11.9%	10.4%
% of all assessments that were assess and review	32	58	55.2%	20.5%	30.6%
% of case starts with a reported IOTN of 3 and Aesthetic Component of 5 or below	0	20	N/A	0.1%	0.1%
% of case starts with a reported IOTN of 3 and Aesthetic Component of 6 or above	6	20	30.0%	2.6%	2.6%
% of case starts with a reported IOTN of 4	13	20	65.0%	81.4%	76.5%
% of case starts with a reported IOTN of 5	1	20	5.0%	15.1%	17.6%
% of concluded courses in receipt of dual-arch fixed appliances	37	44	84.1%	67.3%	61.0%
% of concluded courses where treatment was abandoned or discontinued	1	44	2.3%	4.5%	7.9%
% of patients satisfied with the treatment they have received	4	4	100.0%	96.4%	95.2%

* Figures in italics indicate that the base number is less than 100.

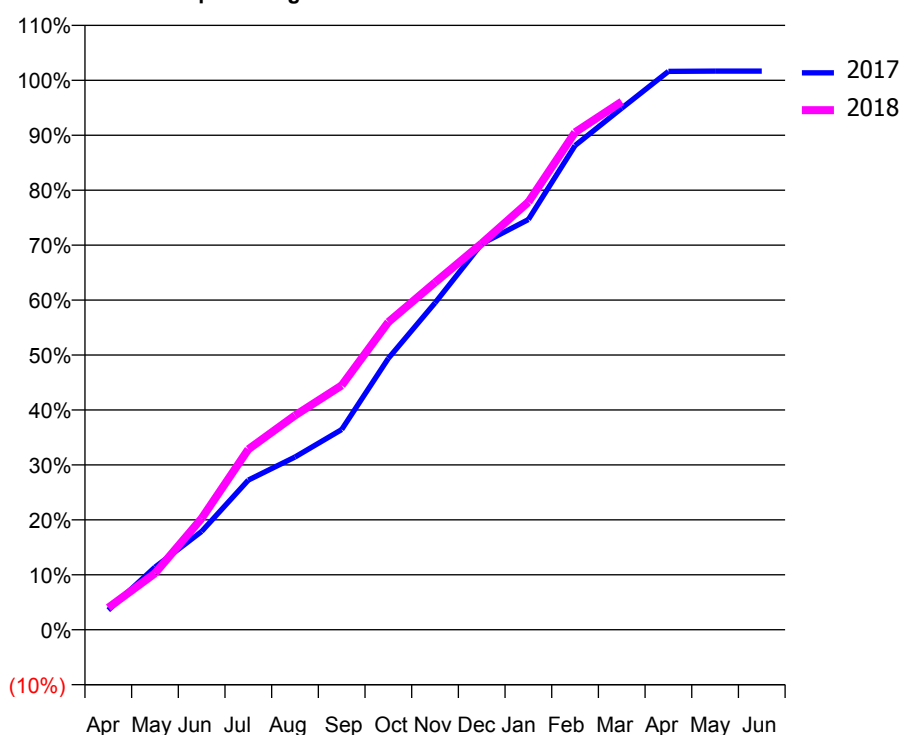
7A4 - Vital Signs Orthodontic At a Glance Contract Report for 190500/0001 - March 2018

Name or company name	Ffynnon Aur Limited	17/18 Contracted general activity (UDA)	0
Contract type name	PDS Contract	Carry forward general activity (UDA)	0
Purpose of contract	Orthodontic	17/18 Contracted orthodontic activity (UOA)	8,249
Contract start date	01/09/2012	Carry forward orthodontic activity (UOA)	-138
Contract end date	31/03/2018	Baseline contract value	£556,976.24

ACCESS	Contract	England and Wales
24 month ratio of assessments to patient IDs	1.00	1.04

ACTIVITY	Contract
Contract assess and fit appliances (case starts) as a percentage of Area Team case starts	13.5 %

Cumulative percentage of contracted UOA delivered 2017 & 2018



Month	Adjusted Scheduled Activity (UOA)		
	2016	2017	2018
April	-156	295	332
May	335	940	847
June	1,123	1,477	1,672
July	1,771	2,246	2,710
August	2,386	2,594	3,218
September	3,043	3,005	3,668
October	3,765	4,074	4,619
November	4,343	4,908	5,213
December	5,078	5,795	5,801
January	5,423	6,159	6,420
February	6,523	7,269	7,468
March	8,148	7,829	7,928
April	8,155	8,383	
May	8,155	8,387	
June	8,156	8,387	

QUALITY (rolling 12 month period)

	Contract Quantity	Contract Base Number	Contract *	Local Health Board	Wales
% of all assessments that were assess and fit appliances (case starts)	398	507	78.5%	67.6%	59.1%
% of all assessments that were assess and refuse	33	507	6.5%	11.9%	10.4%
% of all assessments that were assess and review	76	507	15.0%	20.5%	30.6%
% of case starts with a reported IOTN of 3 and Aesthetic Component of 5 or below	0	398	N/A	0.1%	0.1%
% of case starts with a reported IOTN of 3 and Aesthetic Component of 6 or above	2	398	0.5%	2.6%	2.6%
% of case starts with a reported IOTN of 4	363	398	91.2%	81.4%	76.5%
% of case starts with a reported IOTN of 5	32	398	8.0%	15.1%	17.6%
% of concluded courses in receipt of dual-arch fixed appliances	153	298	51.3%	67.3%	61.0%
% of concluded courses where treatment was abandoned or discontinued	6	298	2.0%	4.5%	7.9%
% of patients satisfied with the treatment they have received	40	43	93.0%	96.4%	95.2%

* Figures in italics indicate that the base number is less than 100.

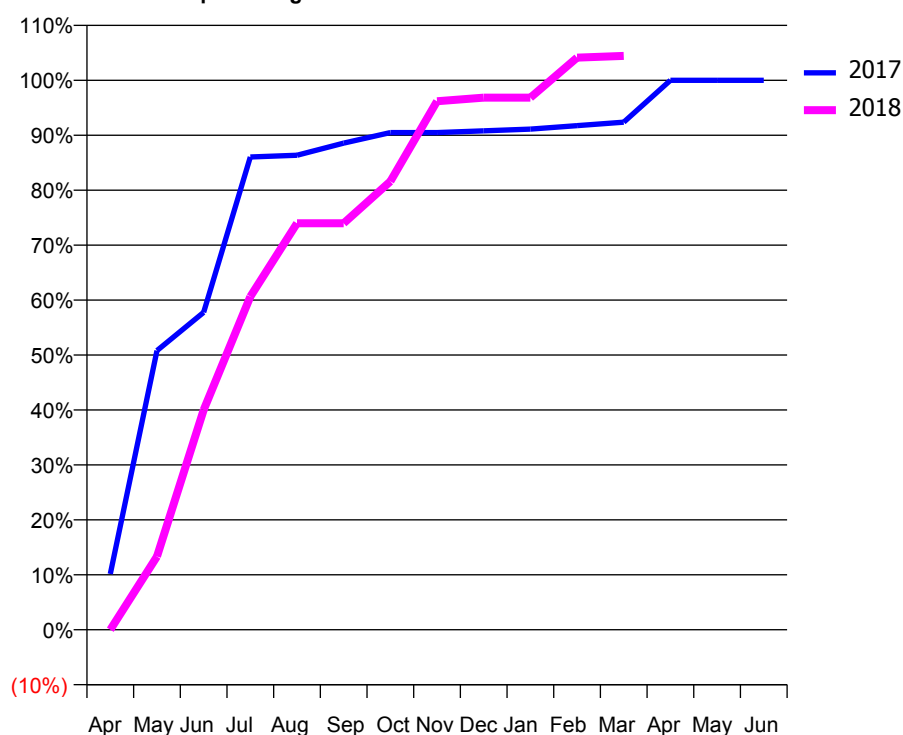
7A4 - Vital Signs Orthodontic At a Glance Contract Report for 840580/0001 - March 2018

Name or company name	MR OB JOYNSON	17/18 Contracted general activity (UDA)	28,724
Contract type name	GDS Contract	Carry forward general activity (UDA)	109
Purpose of contract	General and Orthodontic	17/18 Contracted orthodontic activity (UOA)	315
Contract start date	01/04/2006	Carry forward orthodontic activity (UOA)	0
Contract end date		Baseline contract value	£657,600.05

ACCESS	Contract	England and Wales
24 month ratio of assessments to patient IDs	1.06	1.04

ACTIVITY	Contract
Contract assess and fit appliances (case starts) as a percentage of Area Team case starts	0.5 %

Cumulative percentage of contracted UOA delivered 2017 & 2018



Month	Adjusted Scheduled Activity (UOA)		
	2016	2017	2018
April	184	32	0
May	271	160	42
June	314	182	126
July	315	271	191
August	316	272	233
September	316	279	233
October	316	285	257
November	319	285	303
December	320	286	305
January	320	287	305
February	321	289	328
March	321	291	329
April	321	315	
May	322	315	
June	322	315	

QUALITY (rolling 12 month period)

	Contract Quantity	Contract Base Number	Contract *	Local Health Board	Wales
% of all assessments that were assess and fit appliances (case starts)	16	33	48.5%	67.6%	59.1%
% of all assessments that were assess and refuse	2	33	6.1%	11.9%	10.4%
% of all assessments that were assess and review	15	33	45.5%	20.5%	30.6%
% of case starts with a reported IOTN of 3 and Aesthetic Component of 5 or below	0	16	N/A	0.1%	0.1%
% of case starts with a reported IOTN of 3 and Aesthetic Component of 6 or above	1	16	6.3%	2.6%	2.6%
% of case starts with a reported IOTN of 4	10	16	62.5%	81.4%	76.5%
% of case starts with a reported IOTN of 5	5	16	31.3%	15.1%	17.6%
% of concluded courses in receipt of dual-arch fixed appliances	4	5	80.0%	67.3%	61.0%
% of concluded courses where treatment was abandoned or discontinued	1	5	20.0%	4.5%	7.9%
% of patients satisfied with the treatment they have received	1	2	50.0%	96.4%	95.2%

* Figures in italics indicate that the base number is less than 100.

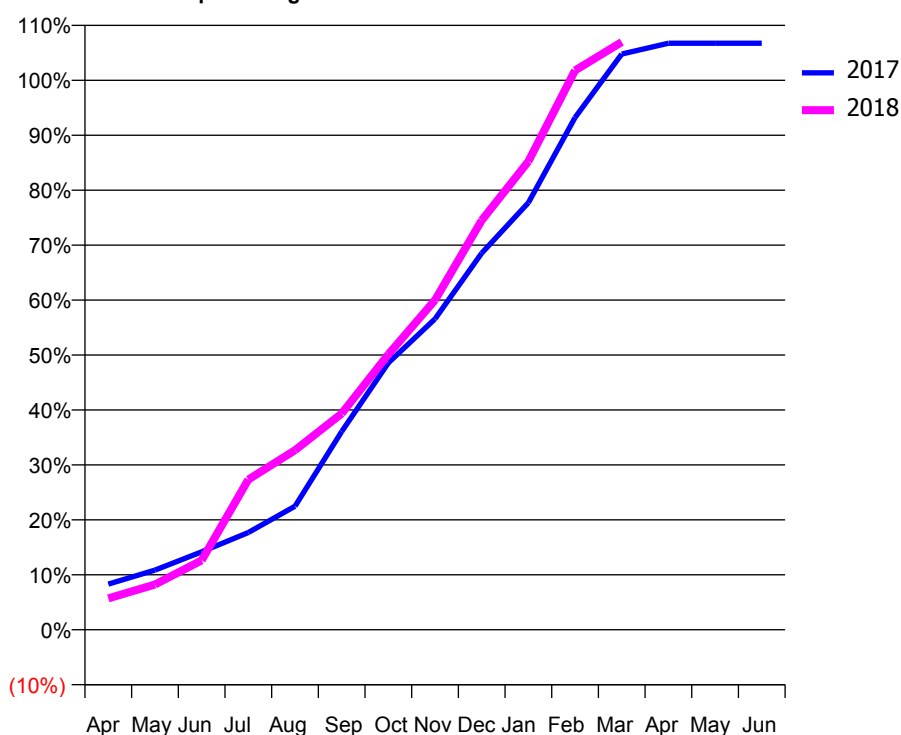
7A4 - Vital Signs Orthodontic At a Glance Contract Report for 927791/0001 - March 2018

Name or company name	MRS JL ROY	17/18 Contracted general activity (UDA)	0
Contract type name	PDS Contract	Carry forward general activity (UDA)	0
Purpose of contract	Orthodontic	17/18 Contracted orthodontic activity (UOA)	3,310
Contract start date	01/04/2006	Carry forward orthodontic activity (UOA)	-165
Contract end date	31/03/2018	Baseline contract value	£223,516.03

ACCESS	Contract	England and Wales
24 month ratio of assessments to patient IDs	1.00	1.04

ACTIVITY	Contract
Contract assess and fit appliances (case starts) as a percentage of Area Team case starts	5.5 %

Cumulative percentage of contracted UOA delivered 2017 & 2018



Month	Adjusted Scheduled Activity (UOA)		
	2016	2017	2018
April	255	275	189
May	337	360	273
June	639	470	418
July	1,410	586	905
August	1,519	744	1,081
September	1,987	1,194	1,302
October	2,210	1,607	1,659
November	2,440	1,872	1,986
December	2,728	2,269	2,466
January	2,815	2,572	2,821
February	3,201	3,086	3,369
March	3,604	3,468	3,540
April	3,604	3,533	
May	3,604	3,533	
June	3,625	3,533	

QUALITY (rolling 12 month period)

	Contract Quantity	Contract Base Number	Contract *	Local Health Board	Wales
% of all assessments that were assess and fit appliances (case starts)	162	316	51.3%	67.6%	59.1%
% of all assessments that were assess and refuse	61	316	19.3%	11.9%	10.4%
% of all assessments that were assess and review	93	316	29.4%	20.5%	30.6%
% of case starts with a reported IOTN of 3 and Aesthetic Component of 5 or below	0	162	N/A	0.1%	0.1%
% of case starts with a reported IOTN of 3 and Aesthetic Component of 6 or above	0	162	N/A	2.6%	2.6%
% of case starts with a reported IOTN of 4	139	162	85.8%	81.4%	76.5%
% of case starts with a reported IOTN of 5	23	162	14.2%	15.1%	17.6%
% of concluded courses in receipt of dual-arch fixed appliances	1	140	0.7%	67.3%	61.0%
% of concluded courses where treatment was abandoned or discontinued	4	140	2.9%	4.5%	7.9%
% of patients satisfied with the treatment they have received	26	26	100.0%	96.4%	95.2%

* Figures in italics indicate that the base number is less than 100.

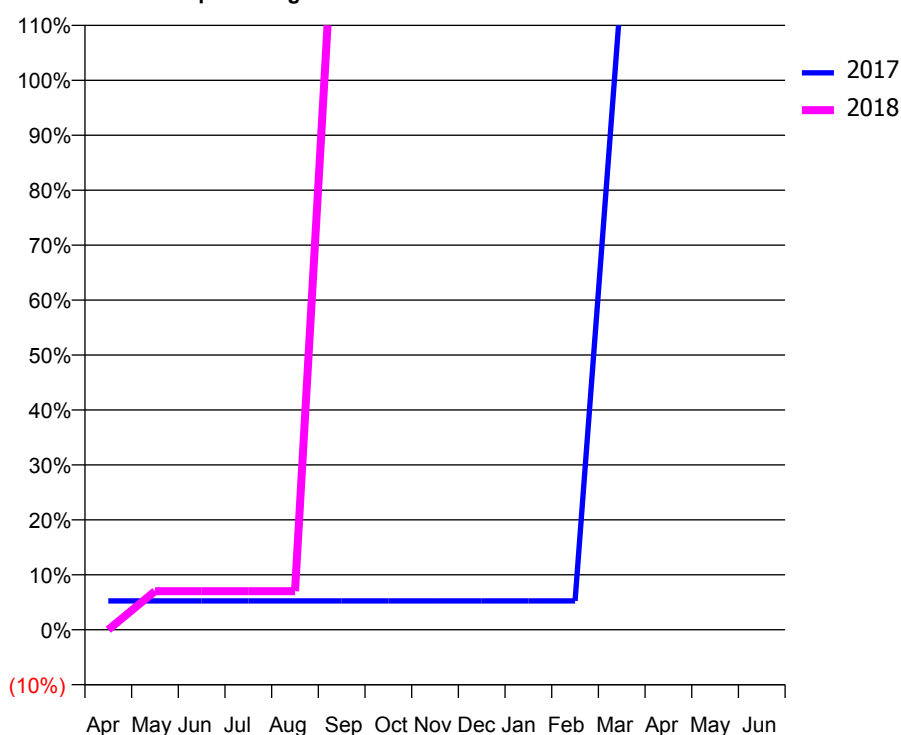
7A5 - Vital Signs Orthodontic At a Glance Contract Report for 102660/0001 - March 2018

Name or company name	Brilliant Dental Care	17/18 Contracted general activity (UDA)	4,200
Contract type name	GDS Contract	Carry forward general activity (UDA)	192
Purpose of contract	General and Orthodontic	17/18 Contracted orthodontic activity (UOA)	57
Contract start date	01/06/2014	Carry forward orthodontic activity (UOA)	0
Contract end date		Baseline contract value	£105,155.93

ACCESS	Contract	England and Wales
24 month ratio of assessments to patient IDs	1.04	1.04

ACTIVITY	Contract
Contract assess and fit appliances (case starts) as a percentage of Area Team case starts	26.3 %

Cumulative percentage of contracted UOA delivered 2017 & 2018



Month	Adjusted Scheduled Activity (UOA)		
	2016	2017	2018
April	0	3	0
May	0	3	4
June	0	3	4
July	0	3	4
August	0	3	4
September	0	3	88
October	0	3	88
November	0	3	151
December	0	3	256
January	0	3	256
February	0	3	256
March	0	67	277
April	63	263	
May	63	267	
June	63	267	

QUALITY (rolling 12 month period)

	Contract Quantity	Contract Base Number	Contract *	Local Health Board	Wales
% of all assessments that were assess and fit appliances (case starts)	26	27	96.3%	93.4%	59.1%
% of all assessments that were assess and refuse	0	27	0.0%	2.8%	10.4%
% of all assessments that were assess and review	1	27	3.7%	3.8%	30.6%
% of case starts with a reported IOTN of 3 and Aesthetic Component of 5 or below	0	26	N/A	0.0%	0.1%
% of case starts with a reported IOTN of 3 and Aesthetic Component of 6 or above	0	26	N/A	0.0%	2.6%
% of case starts with a reported IOTN of 4	26	26	100.0%	92.9%	76.5%
% of case starts with a reported IOTN of 5	0	26	N/A	4.0%	17.6%
% of concluded courses in receipt of dual-arch fixed appliances	2	5	40.0%	84.1%	61.0%
% of concluded courses where treatment was abandoned or discontinued	0	5	0.0%	6.3%	7.9%
% of patients satisfied with the treatment they have received	6	6	100.0%	100.0%	95.2%

* Figures in italics indicate that the base number is less than 100.

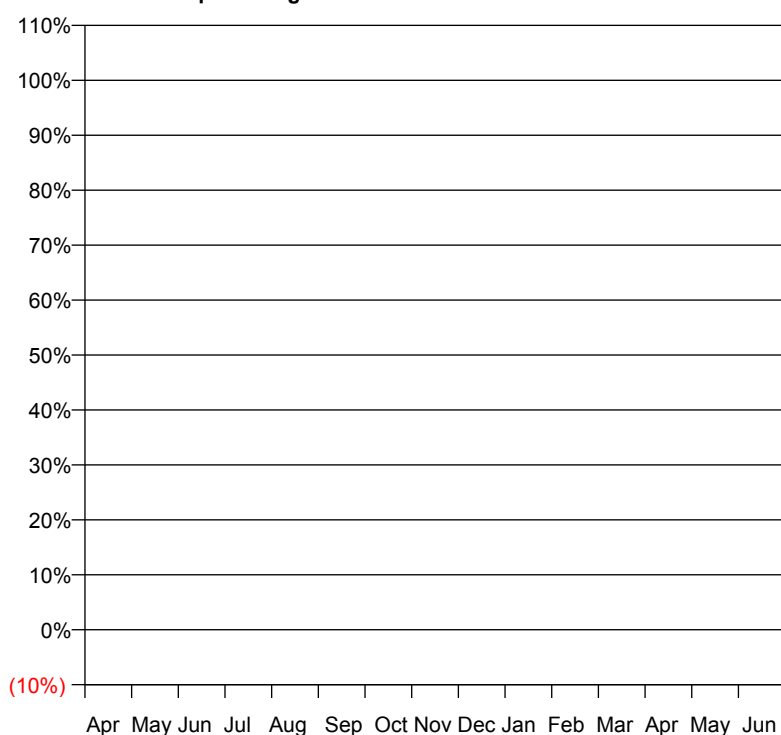
7A5 - Vital Signs Orthodontic At a Glance Contract Report for 132349/0001 - March 2018

Name or company name	Cenniniago Ltd	17/18 Contracted general activity (UDA)	5,273
Contract type name	GDS Contract	Carry forward general activity (UDA)	-206
Purpose of contract	General	17/18 Contracted orthodontic activity (UOA)	0
Contract start date	01/08/2013	Carry forward orthodontic activity (UOA)	0
Contract end date		Baseline contract value	£133,070.99

ACCESS	Contract	England and Wales
24 month ratio of assessments to patient IDs	1.00	1.04

ACTIVITY	Contract
Contract assess and fit appliances (case starts) as a percentage of Area Team case starts	1.0 %

Cumulative percentage of contracted UOA delivered 2017 & 2018



Month	Adjusted Scheduled Activity (UOA)		
	2016	2017	2018
April	0	0	0
May	1	0	0
June	1	0	0
July	1	0	0
August	1	0	0
September	1	0	0
October	1	0	0
November	1	0	0
December	1	0	0
January	1	0	0
February	1	0	21
March	2	0	21
April	2	0	
May	2	0	
June	2	0	

QUALITY (rolling 12 month period)

	Contract Quantity	Contract Base Number	Contract *	Local Health Board	Wales
% of all assessments that were assess and fit appliances (case starts)	1	1	100.0%	93.4%	59.1%
% of all assessments that were assess and refuse	0	1	0.0%	2.8%	10.4%
% of all assessments that were assess and review	0	1	0.0%	3.8%	30.6%
% of case starts with a reported IOTN of 3 and Aesthetic Component of 5 or below	0	1	N/A	0.0%	0.1%
% of case starts with a reported IOTN of 3 and Aesthetic Component of 6 or above	0	1	N/A	0.0%	2.6%
% of case starts with a reported IOTN of 4	1	1	100.0%	92.9%	76.5%
% of case starts with a reported IOTN of 5	0	1	N/A	4.0%	17.6%
% of concluded courses in receipt of dual-arch fixed appliances	0	0	N/A	84.1%	61.0%
% of concluded courses where treatment was abandoned or discontinued	0	0	N/A	6.3%	7.9%
% of patients satisfied with the treatment they have received	0	0	N/A	100.0%	95.2%

* Figures in italics indicate that the base number is less than 100.

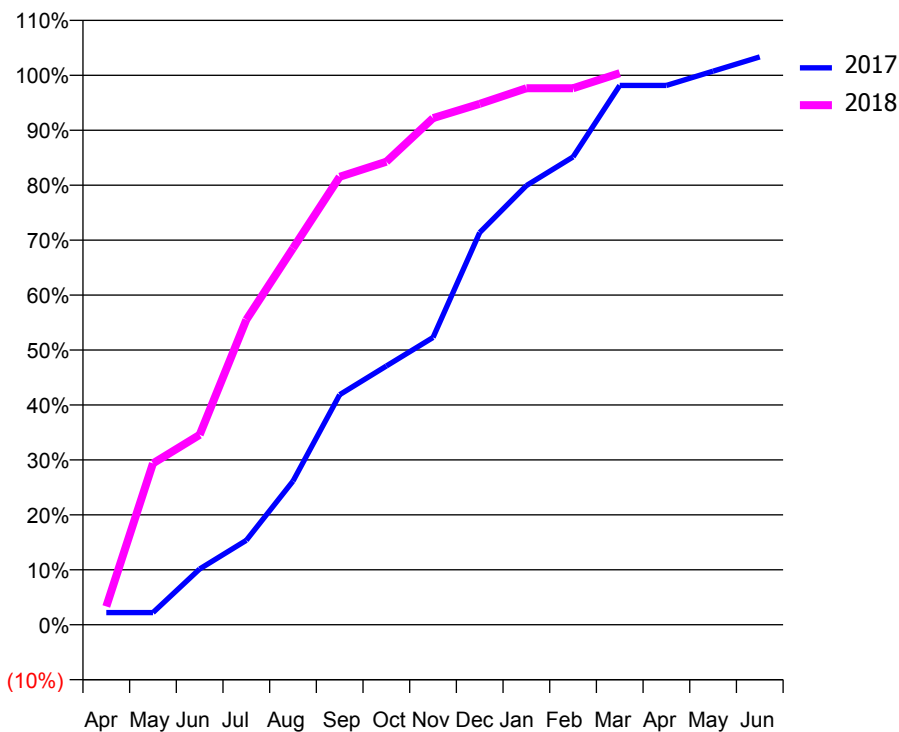
7A5 - Vital Signs Orthodontic At a Glance Contract Report for 171727/0001 - March 2018

Name or company name	Northrose Ltd	17/18 Contracted general activity (UDA)	0
Contract type name	PDS Contract	Carry forward general activity (UDA)	0
Purpose of contract	Orthodontic	17/18 Contracted orthodontic activity (UOA)	807
Contract start date	01/04/2014	Carry forward orthodontic activity (UOA)	-27
Contract end date	31/03/2019	Baseline contract value	£53,240.04

ACCESS	Contract	England and Wales
24 month ratio of assessments to patient IDs	1.02	1.04

ACTIVITY	Contract
Contract assess and fit appliances (case starts) as a percentage of Area Team case starts	39.4 %

Cumulative percentage of contracted UOA delivered 2017 & 2018



Month	Adjusted Scheduled Activity (UOA)		
	2016	2017	2018
April	0	18	27
May	23	18	237
June	65	82	279
July	238	124	448
August	344	211	553
September	365	338	658
October	409	380	680
November	561	422	744
December	583	576	765
January	605	645	788
February	690	687	788
March	736	792	810
April	737	792	
May	825	813	
June	825	834	

QUALITY (rolling 12 month period)

	Contract Quantity	Contract Base Number	Contract *	Local Health Board	Wales
% of all assessments that were assess and fit appliances (case starts)	39	45	86.7%	93.4%	59.1%
% of all assessments that were assess and refuse	3	45	6.7%	2.8%	10.4%
% of all assessments that were assess and review	3	45	6.7%	3.8%	30.6%
% of case starts with a reported IOTN of 3 and Aesthetic Component of 5 or below	0	39	N/A	0.0%	0.1%
% of case starts with a reported IOTN of 3 and Aesthetic Component of 6 or above	0	39	N/A	0.0%	2.6%
% of case starts with a reported IOTN of 4	33	39	84.6%	92.9%	76.5%
% of case starts with a reported IOTN of 5	4	39	10.3%	4.0%	17.6%
% of concluded courses in receipt of dual-arch fixed appliances	27	32	84.4%	84.1%	61.0%
% of concluded courses where treatment was abandoned or discontinued	4	32	12.5%	6.3%	7.9%
% of patients satisfied with the treatment they have received	3	3	100.0%	100.0%	95.2%

* Figures in italics indicate that the base number is less than 100.

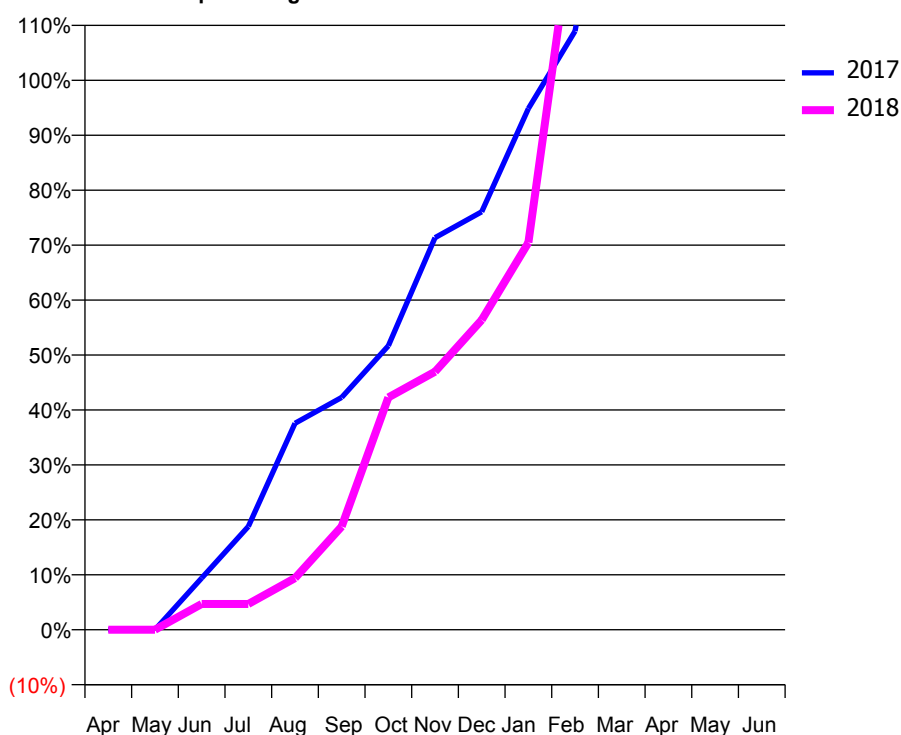
7A5 - Vital Signs Orthodontic At a Glance Contract Report for 324035/0001 - March 2018

Name or company name	MR PS JOHN	17/18 Contracted general activity (UDA)	15,844
Contract type name	GDS Contract	Carry forward general activity (UDA)	0
Purpose of contract	General and Orthodontic	17/18 Contracted orthodontic activity (UOA)	447
Contract start date	01/04/2006	Carry forward orthodontic activity (UOA)	0
Contract end date		Baseline contract value	£382,755.03

ACCESS	Contract	England and Wales
24 month ratio of assessments to patient IDs	1.00	1.04

ACTIVITY	Contract
Contract assess and fit appliances (case starts) as a percentage of Area Team case starts	33.3 %

Cumulative percentage of contracted UOA delivered 2017 & 2018



Month	Adjusted Scheduled Activity (UOA)		
	2016	2017	2018
April	0	0	0
May	21	0	0
June	63	42	21
July	231	84	21
August	231	168	42
September	273	189	84
October	294	231	189
November	357	319	210
December	420	340	252
January	441	424	315
February	504	487	588
March	567	676	651
April	693	676	
May	693	718	
June	693	718	

QUALITY (rolling 12 month period)

	Contract Quantity	Contract Base Number	Contract *	Local Health Board	Wales
% of all assessments that were assess and fit appliances (case starts)	33	33	100.0%	93.4%	59.1%
% of all assessments that were assess and refuse	0	33	0.0%	2.8%	10.4%
% of all assessments that were assess and review	0	33	0.0%	3.8%	30.6%
% of case starts with a reported IOTN of 3 and Aesthetic Component of 5 or below	0	33	N/A	0.0%	0.1%
% of case starts with a reported IOTN of 3 and Aesthetic Component of 6 or above	0	33	N/A	0.0%	2.6%
% of case starts with a reported IOTN of 4	32	33	97.0%	92.9%	76.5%
% of case starts with a reported IOTN of 5	0	33	N/A	4.0%	17.6%
% of concluded courses in receipt of dual-arch fixed appliances	24	26	92.3%	84.1%	61.0%
% of concluded courses where treatment was abandoned or discontinued	0	26	0.0%	6.3%	7.9%
% of patients satisfied with the treatment they have received	5	5	100.0%	100.0%	95.2%

* Figures in italics indicate that the base number is less than 100.

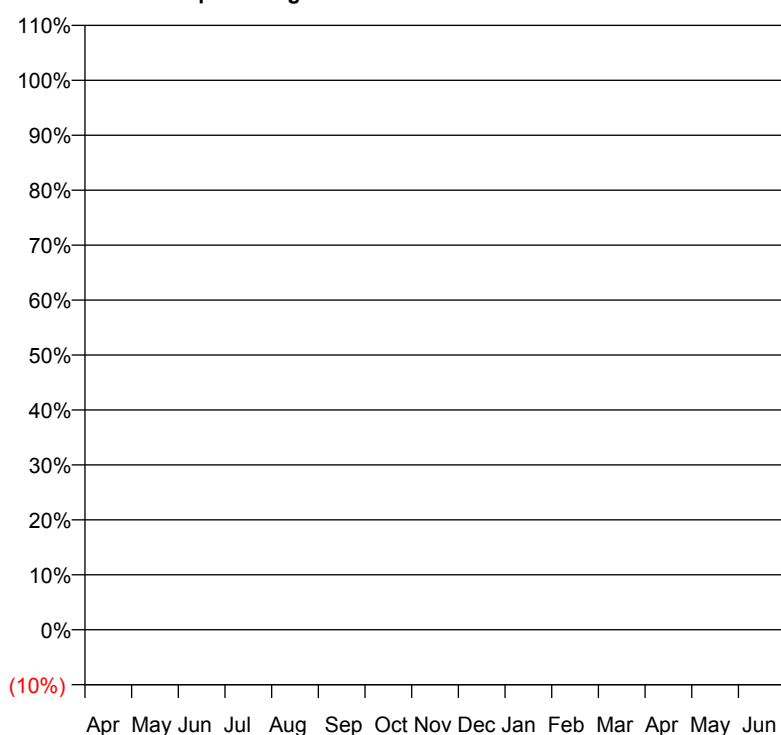
7A6 - Vital Signs Orthodontic At a Glance Contract Report for 101281/0160 - March 2018

Name or company name	OASIS DENTAL CARE LTD	17/18 Contracted general activity (UDA)	25,813
Contract type name	GDS Contract	Carry forward general activity (UDA)	-1,291
Purpose of contract	General	17/18 Contracted orthodontic activity (UOA)	0
Contract start date	01/09/2006	Carry forward orthodontic activity (UOA)	0
Contract end date		Baseline contract value	£592,076.27

ACCESS	Contract	England and Wales
24 month ratio of assessments to patient IDs	2.00	1.04

ACTIVITY	Contract
Contract assess and fit appliances (case starts) as a percentage of Area Team case starts	0.0 %

Cumulative percentage of contracted UOA delivered 2017 & 2018



Month	Adjusted Scheduled Activity (UOA)		
	2016	2017	2018
April	0	0	0
May	0	0	0
June	0	0	0
July	0	0	0
August	0	0	0
September	0	0	0
October	0	0	0
November	0	0	0
December	0	0	1
January	0	0	1
February	0	0	1
March	0	0	1
April	0	0	
May	0	0	
June	0	0	

QUALITY (rolling 12 month period)

	Contract Quantity	Contract Base Number	Contract *	Local Health Board	Wales
% of all assessments that were assess and fit appliances (case starts)	0	2	0.0%	66.2%	59.1%
% of all assessments that were assess and refuse	2	2	100.0%	8.6%	10.4%
% of all assessments that were assess and review	0	2	0.0%	25.2%	30.6%
% of case starts with a reported IOTN of 3 and Aesthetic Component of 5 or below	0	0	N/A	0.3%	0.1%
% of case starts with a reported IOTN of 3 and Aesthetic Component of 6 or above	0	0	N/A	4.7%	2.6%
% of case starts with a reported IOTN of 4	0	0	N/A	74.5%	76.5%
% of case starts with a reported IOTN of 5	0	0	N/A	16.8%	17.6%
% of concluded courses in receipt of dual-arch fixed appliances	0	0	N/A	30.5%	61.0%
% of concluded courses where treatment was abandoned or discontinued	0	0	N/A	12.4%	7.9%
% of patients satisfied with the treatment they have received	0	0	N/A	96.2%	95.2%

* Figures in italics indicate that the base number is less than 100.

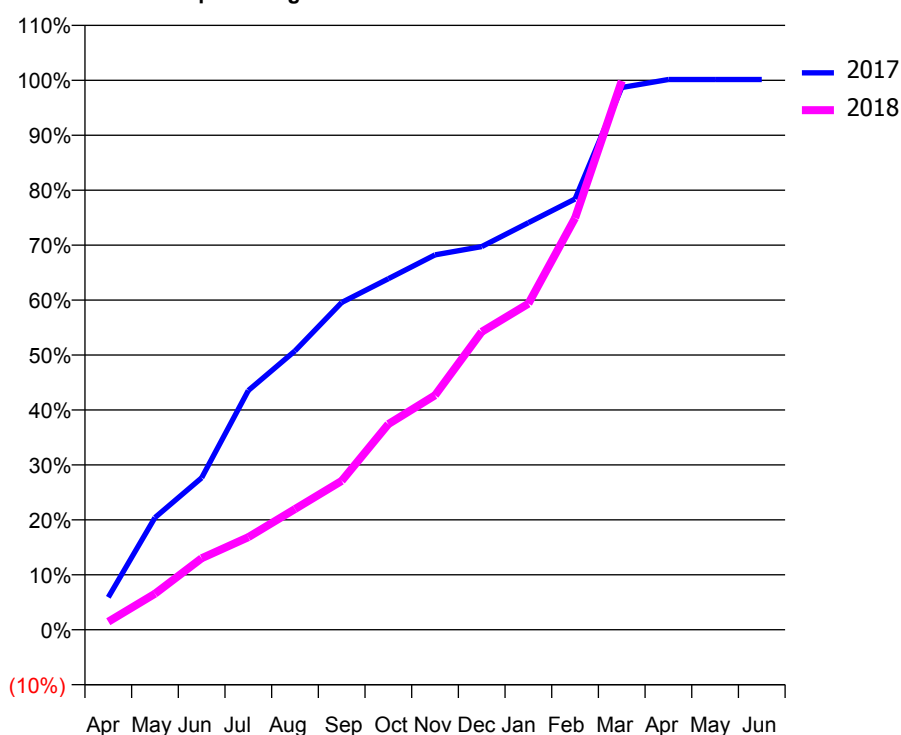
7A6 - Vital Signs Orthodontic At a Glance Contract Report for 159697/0001 - March 2018

Name or company name	L Smart, S Johnston and F Passariello	17/18 Contracted general activity (UDA)	0
Contract type name	PDS Contract	Carry forward general activity (UDA)	0
Purpose of contract	Orthodontic	17/18 Contracted orthodontic activity (UOA)	1,643
Contract start date	01/01/2011	Carry forward orthodontic activity (UOA)	-2
Contract end date	31/03/2019	Baseline contract value	£110,888.92

ACCESS	Contract	England and Wales
24 month ratio of assessments to patient IDs	1.00	1.04

ACTIVITY	Contract
Contract assess and fit appliances (case starts) as a percentage of Area Team case starts	5.2 %

Cumulative percentage of contracted UOA delivered 2017 & 2018



Month	Adjusted Scheduled Activity (UOA)		
	2016	2017	2018
April	360	86	24
May	529	297	108
June	613	402	214
July	698	633	277
August	782	738	361
September	845	866	445
October	908	929	615
November	929	992	701
December	950	1,014	891
January	950	1,077	975
February	1,099	1,140	1,231
March	1,162	1,435	1,641
April	1,246	1,456	
May	1,246	1,456	
June	1,246	1,456	

QUALITY (rolling 12 month period)

	Contract Quantity	Contract Base Number	Contract *	Local Health Board	Wales
% of all assessments that were assess and fit appliances (case starts)	79	103	76.7%	66.2%	59.1%
% of all assessments that were assess and refuse	17	103	16.5%	8.6%	10.4%
% of all assessments that were assess and review	7	103	6.8%	25.2%	30.6%
% of case starts with a reported IOTN of 3 and Aesthetic Component of 5 or below	0	79	<i>N/A</i>	0.3%	0.1%
% of case starts with a reported IOTN of 3 and Aesthetic Component of 6 or above	2	79	2.5%	4.7%	2.6%
% of case starts with a reported IOTN of 4	64	79	81.0%	74.5%	76.5%
% of case starts with a reported IOTN of 5	12	79	15.2%	16.8%	17.6%
% of concluded courses in receipt of dual-arch fixed appliances	40	60	66.7%	30.5%	61.0%
% of concluded courses where treatment was abandoned or discontinued	13	60	21.7%	12.4%	7.9%
% of patients satisfied with the treatment they have received	11	11	100.0%	96.2%	95.2%

* Figures in italics indicate that the base number is less than 100.

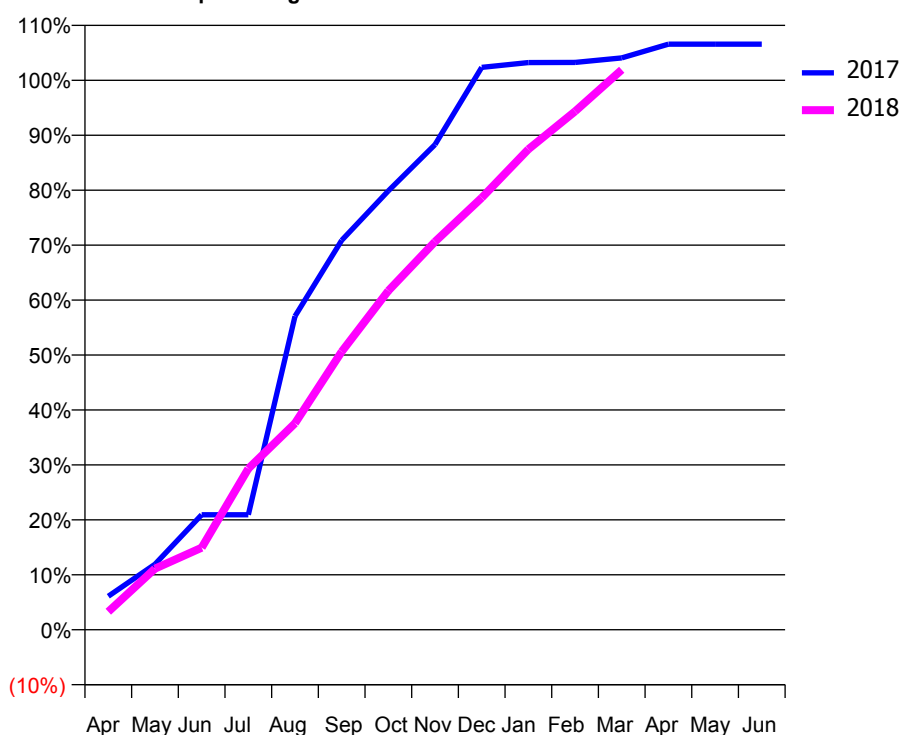
7A6 - Vital Signs Orthodontic At a Glance Contract Report for 162280/0005 - March 2018

Name or company name	Newport Orthodontics Ltd	17/18 Contracted general activity (UDA)	0
Contract type name	PDS Contract	Carry forward general activity (UDA)	0
Purpose of contract	Orthodontic	17/18 Contracted orthodontic activity (UOA)	13,503
Contract start date	01/06/2012	Carry forward orthodontic activity (UOA)	-225
Contract end date	31/03/2019	Baseline contract value	£914,695.23

ACCESS	Contract	England and Wales
24 month ratio of assessments to patient IDs	1.01	1.04

ACTIVITY	Contract
Contract assess and fit appliances (case starts) as a percentage of Area Team case starts	42.4 %

Cumulative percentage of contracted UOA delivered 2017 & 2018



Month	Adjusted Scheduled Activity (UOA)		
	2016	2017	2018
April	1,102	462	443
May	2,174	902	1,502
June	2,586	1,583	2,018
July	3,353	1,583	3,961
August	3,982	4,318	5,075
September	4,994	5,362	6,834
October	5,599	6,045	8,332
November	5,975	6,681	9,538
December	6,557	7,745	10,616
January	6,994	7,811	11,808
February	7,552	7,812	12,740
March	7,574	7,875	13,760
April	7,597	8,064	
May	7,597	8,064	
June	7,597	8,064	

QUALITY (rolling 12 month period)

	Contract Quantity	Contract Base Number	Contract *	Local Health Board	Wales
% of all assessments that were assess and fit appliances (case starts)	645	857	75.3%	66.2%	59.1%
% of all assessments that were assess and refuse	34	857	4.0%	8.6%	10.4%
% of all assessments that were assess and review	178	857	20.8%	25.2%	30.6%
% of case starts with a reported IOTN of 3 and Aesthetic Component of 5 or below	5	645	0.8%	0.3%	0.1%
% of case starts with a reported IOTN of 3 and Aesthetic Component of 6 or above	23	645	3.6%	4.7%	2.6%
% of case starts with a reported IOTN of 4	464	645	71.9%	74.5%	76.5%
% of case starts with a reported IOTN of 5	111	645	17.2%	16.8%	17.6%
% of concluded courses in receipt of dual-arch fixed appliances	0	536	N/A	30.5%	61.0%
% of concluded courses where treatment was abandoned or discontinued	59	536	11.0%	12.4%	7.9%
% of patients satisfied with the treatment they have received	63	66	95.5%	96.2%	95.2%

* Figures in italics indicate that the base number is less than 100.

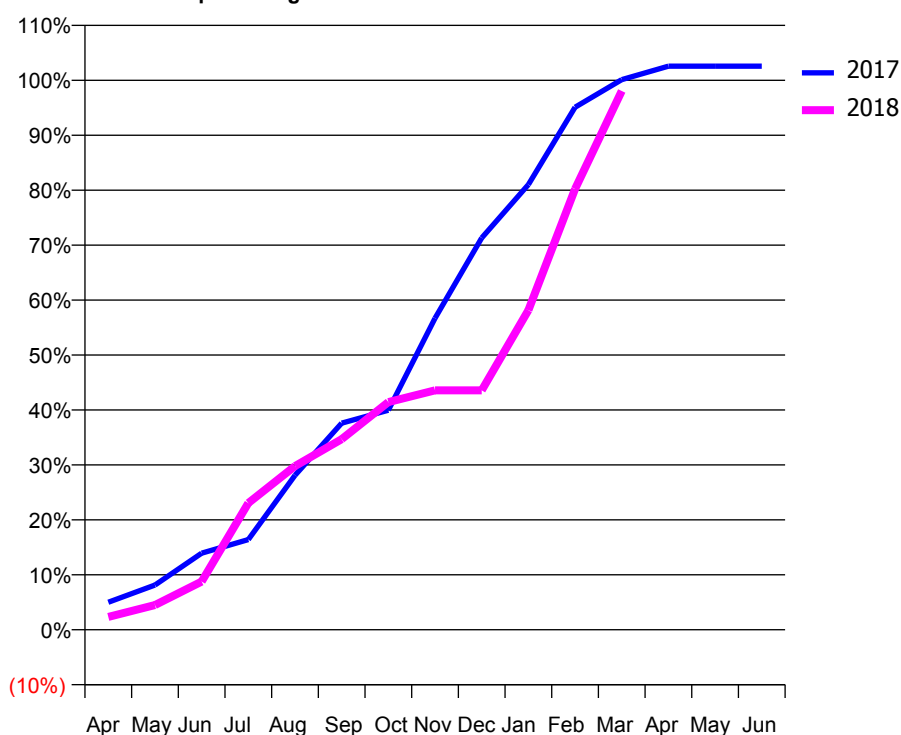
7A6 - Vital Signs Orthodontic At a Glance Contract Report for 183350/0002 - March 2018

Name or company name	Crosskeys Dental Practice Limited	17/18 Contracted general activity (UDA)	0
Contract type name	PDS Contract	Carry forward general activity (UDA)	0
Purpose of contract	Orthodontic	17/18 Contracted orthodontic activity (UOA)	980
Contract start date	01/06/2013	Carry forward orthodontic activity (UOA)	-23
Contract end date	31/03/2019	Baseline contract value	£66,140.34

ACCESS	Contract	England and Wales
24 month ratio of assessments to patient IDs	1.01	1.04

ACTIVITY	Contract
Contract assess and fit appliances (case starts) as a percentage of Area Team case starts	2.8 %

Cumulative percentage of contracted UOA delivered 2017 & 2018



Month	Adjusted Scheduled Activity (UOA)		
	2016	2017	2018
April	-32	45	23
May	-10	73	44
June	33	125	86
July	60	147	226
August	113	252	292
September	113	337	340
October	203	358	406
November	315	508	427
December	441	639	427
January	588	726	570
February	631	852	786
March	842	897	961
April	990	919	
May	990	919	
June	1,032	919	

QUALITY (rolling 12 month period)

	Contract Quantity	Contract Base Number	Contract *	Local Health Board	Wales
% of all assessments that were assess and fit appliances (case starts)	43	121	35.5%	66.2%	59.1%
% of all assessments that were assess and refuse	61	121	50.4%	8.6%	10.4%
% of all assessments that were assess and review	17	121	14.0%	25.2%	30.6%
% of case starts with a reported IOTN of 3 and Aesthetic Component of 5 or below	0	43	<i>N/A</i>	0.3%	0.1%
% of case starts with a reported IOTN of 3 and Aesthetic Component of 6 or above	6	43	<i>14.0%</i>	4.7%	2.6%
% of case starts with a reported IOTN of 4	30	43	<i>69.8%</i>	74.5%	76.5%
% of case starts with a reported IOTN of 5	5	43	<i>11.6%</i>	16.8%	17.6%
% of concluded courses in receipt of dual-arch fixed appliances	29	38	<i>76.3%</i>	30.5%	61.0%
% of concluded courses where treatment was abandoned or discontinued	8	38	<i>21.1%</i>	12.4%	7.9%
% of patients satisfied with the treatment they have received	7	7	<i>100.0%</i>	96.2%	95.2%

* Figures in italics indicate that the base number is less than 100.

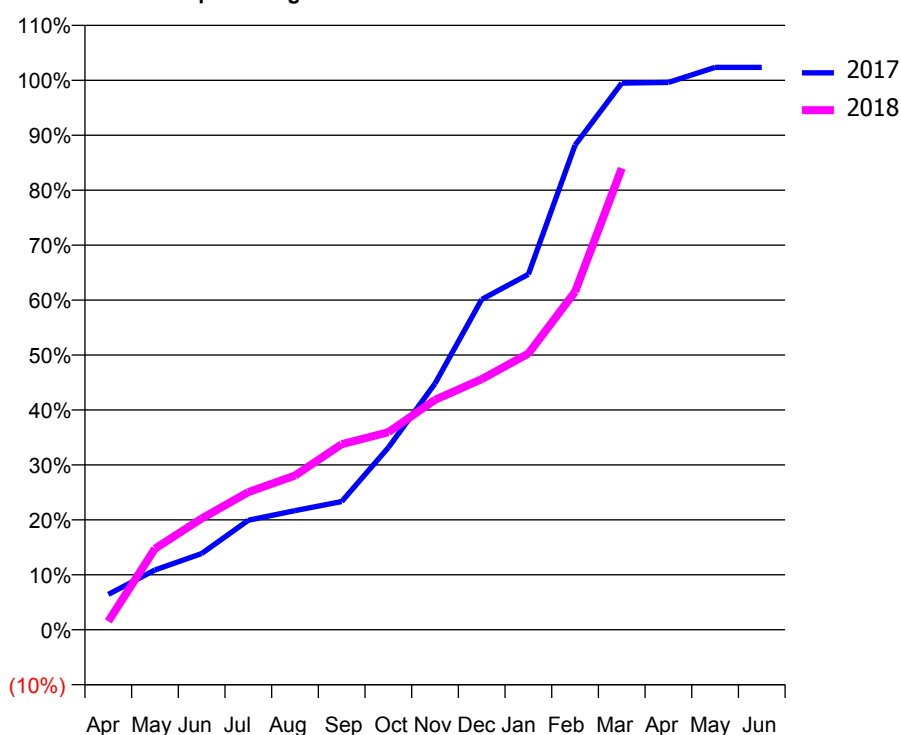
7A6 - Vital Signs Orthodontic At a Glance Contract Report for 183954/0001 - March 2018

Name or company name	Chepstow Orthodontics Limited	17/18 Contracted general activity (UDA)	0
Contract type name	PDS Contract	Carry forward general activity (UDA)	0
Purpose of contract	Orthodontic	17/18 Contracted orthodontic activity (UOA)	2,351
Contract start date	01/10/2009	Carry forward orthodontic activity (UOA)	-36
Contract end date	31/03/2019	Baseline contract value	£159,156.75

ACCESS	Contract	England and Wales
24 month ratio of assessments to patient IDs	1.21	1.04

ACTIVITY	Contract
Contract assess and fit appliances (case starts) as a percentage of Area Team case starts	6.0 %

Cumulative percentage of contracted UOA delivered 2017 & 2018



Month	Adjusted Scheduled Activity (UOA)		
	2016	2017	2018
April	80	99	36
May	237	167	347
June	264	213	476
July	473	306	589
August	637	333	660
September	643	358	794
October	708	509	845
November	708	688	984
December	877	923	1,072
January	961	993	1,182
February	1,129	1,354	1,446
March	1,402	1,527	1,974
April	1,507	1,529	
May	1,507	1,571	
June	1,507	1,571	

QUALITY (rolling 12 month period)

	Contract Quantity	Contract Base Number	Contract *	Local Health Board	Wales
% of all assessments that were assess and fit appliances (case starts)	91	190	47.9%	66.2%	59.1%
% of all assessments that were assess and refuse	14	190	7.4%	8.6%	10.4%
% of all assessments that were assess and review	85	190	44.7%	25.2%	30.6%
% of case starts with a reported IOTN of 3 and Aesthetic Component of 5 or below	0	91	<i>N/A</i>	0.3%	0.1%
% of case starts with a reported IOTN of 3 and Aesthetic Component of 6 or above	8	91	8.8%	4.7%	2.6%
% of case starts with a reported IOTN of 4	73	91	80.2%	74.5%	76.5%
% of case starts with a reported IOTN of 5	10	91	11.0%	16.8%	17.6%
% of concluded courses in receipt of dual-arch fixed appliances	52	58	89.7%	30.5%	61.0%
% of concluded courses where treatment was abandoned or discontinued	4	58	6.9%	12.4%	7.9%
% of patients satisfied with the treatment they have received	10	11	90.9%	96.2%	95.2%

* Figures in italics indicate that the base number is less than 100.

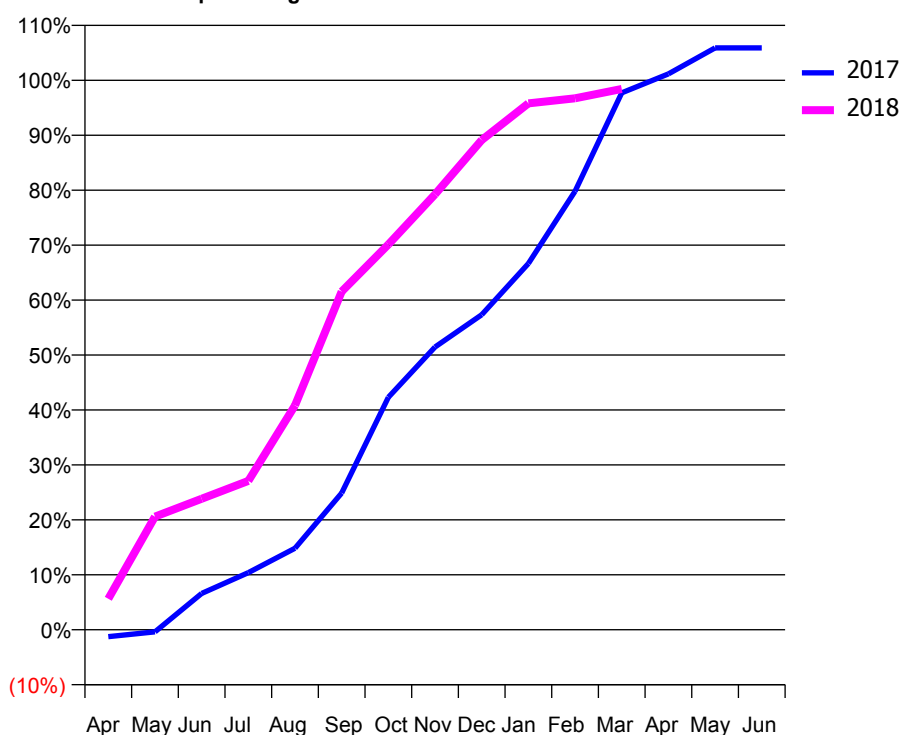
7A6 - Vital Signs Orthodontic At a Glance Contract Report for 183954/0002 - March 2018

Name or company name	Chepstow Orthodontics Limited	17/18 Contracted general activity (UDA)	0
Contract type name	PDS Contract	Carry forward general activity (UDA)	0
Purpose of contract	Orthodontic	17/18 Contracted orthodontic activity (UOA)	3,280
Contract start date	01/10/2009	Carry forward orthodontic activity (UOA)	-185
Contract end date	31/03/2019	Baseline contract value	£222,043.49

ACCESS	Contract	England and Wales
24 month ratio of assessments to patient IDs	1.03	1.04

ACTIVITY	Contract
Contract assess and fit appliances (case starts) as a percentage of Area Team case starts	10.6 %

Cumulative percentage of contracted UOA delivered 2017 & 2018



Month	Adjusted Scheduled Activity (UOA)		
	2016	2017	2018
April	451	-47	185
May	827	-15	675
June	1,021	245	782
July	1,178	386	889
August	1,599	550	1,339
September	1,963	923	2,019
October	2,024	1,569	2,300
November	2,246	1,908	2,599
December	2,459	2,126	2,923
January	2,506	2,471	3,142
February	2,753	2,959	3,172
March	2,980	3,623	3,228
April	3,132	3,751	
May	3,132	3,926	
June	3,132	3,926	

QUALITY (rolling 12 month period)

	Contract Quantity	Contract Base Number	Contract *	Local Health Board	Wales
% of all assessments that were assess and fit appliances (case starts)	161	238	67.6%	66.2%	59.1%
% of all assessments that were assess and refuse	29	238	12.2%	8.6%	10.4%
% of all assessments that were assess and review	48	238	20.2%	25.2%	30.6%
% of case starts with a reported IOTN of 3 and Aesthetic Component of 5 or below	0	161	N/A	0.3%	0.1%
% of case starts with a reported IOTN of 3 and Aesthetic Component of 6 or above	8	161	5.0%	4.7%	2.6%
% of case starts with a reported IOTN of 4	116	161	72.0%	74.5%	76.5%
% of case starts with a reported IOTN of 5	36	161	22.4%	16.8%	17.6%
% of concluded courses in receipt of dual-arch fixed appliances	83	106	78.3%	30.5%	61.0%
% of concluded courses where treatment was abandoned or discontinued	13	106	12.3%	12.4%	7.9%
% of patients satisfied with the treatment they have received	20	21	95.2%	96.2%	95.2%

* Figures in italics indicate that the base number is less than 100.

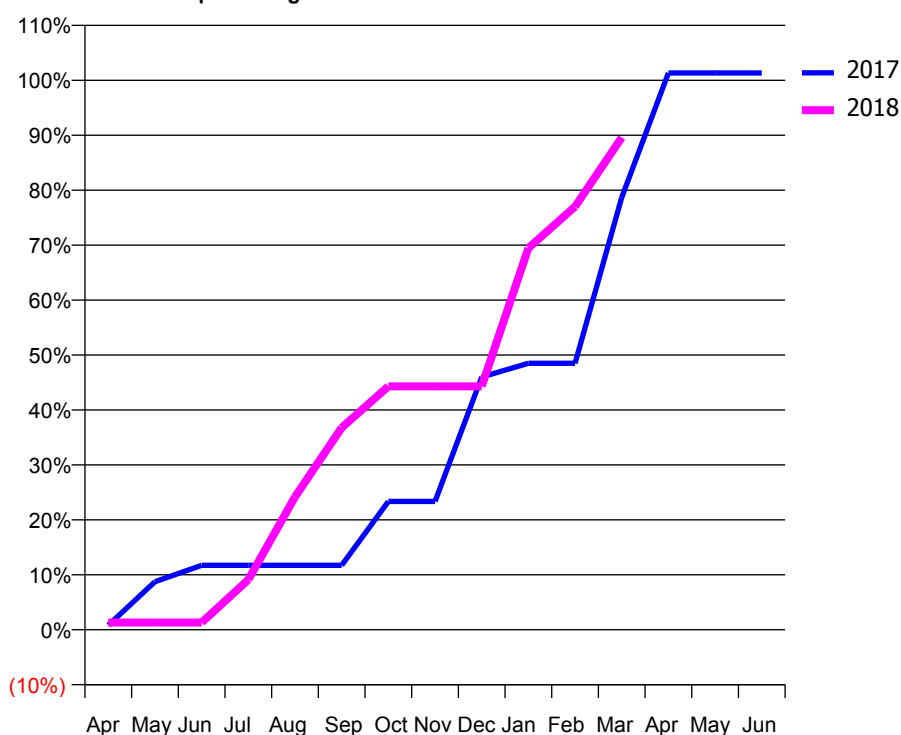
7A6 - Vital Signs Orthodontic At a Glance Contract Report for 190195/0013 - March 2018

Name or company name	Xeon Smiles UK Ltd	17/18 Contracted general activity (UDA)	0
Contract type name	PDS Contract	Carry forward general activity (UDA)	0
Purpose of contract	Orthodontic	17/18 Contracted orthodontic activity (UOA)	835
Contract start date	01/04/2012	Carry forward orthodontic activity (UOA)	-11
Contract end date	31/03/2019	Baseline contract value	£56,356.55

ACCESS	Contract	England and Wales
24 month ratio of assessments to patient IDs	1.00	1.04

ACTIVITY	Contract
Contract assess and fit appliances (case starts) as a percentage of Area Team case starts	2.9 %

Cumulative percentage of contracted UOA delivered 2017 & 2018



Month	Adjusted Scheduled Activity (UOA)		
	2016	2017	2018
April	0	7	11
May	24	73	11
June	114	98	11
July	226	98	76
August	248	98	202
September	291	98	307
October	360	195	370
November	404	195	370
December	447	384	370
January	490	405	580
February	587	405	643
March	587	657	748
April	842	846	
May	842	846	
June	842	846	

QUALITY (rolling 12 month period)

	Contract Quantity	Contract Base Number	Contract *	Local Health Board	Wales
% of all assessments that were assess and fit appliances (case starts)	44	44	100.0%	66.2%	59.1%
% of all assessments that were assess and refuse	0	44	0.0%	8.6%	10.4%
% of all assessments that were assess and review	0	44	0.0%	25.2%	30.6%
% of case starts with a reported IOTN of 3 and Aesthetic Component of 5 or below	0	44	N/A	0.3%	0.1%
% of case starts with a reported IOTN of 3 and Aesthetic Component of 6 or above	1	44	2.3%	4.7%	2.6%
% of case starts with a reported IOTN of 4	40	44	90.9%	74.5%	76.5%
% of case starts with a reported IOTN of 5	3	44	6.8%	16.8%	17.6%
% of concluded courses in receipt of dual-arch fixed appliances	0	11	N/A	30.5%	61.0%
% of concluded courses where treatment was abandoned or discontinued	0	11	0.0%	12.4%	7.9%
% of patients satisfied with the treatment they have received	1	1	100.0%	96.2%	95.2%

* Figures in italics indicate that the base number is less than 100.

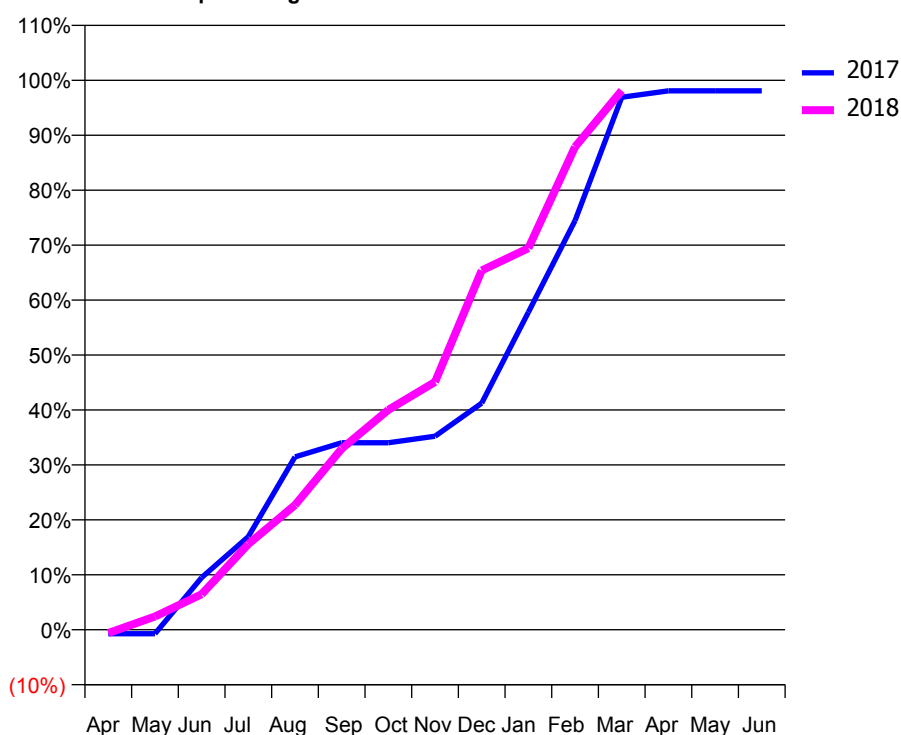
7A6 - Vital Signs Orthodontic At a Glance Contract Report for 190195/0018 - March 2018

Name or company name	Xeon Smiles UK Ltd	17/18 Contracted general activity (UDA)	0
Contract type name	PDS Contract	Carry forward general activity (UDA)	0
Purpose of contract	Orthodontic	17/18 Contracted orthodontic activity (UOA)	2,071
Contract start date	01/04/2012	Carry forward orthodontic activity (UOA)	34
Contract end date	31/03/2019	Baseline contract value	£140,099.43

ACCESS	Contract	England and Wales
24 month ratio of assessments to patient IDs	1.00	1.04

ACTIVITY	Contract
Contract assess and fit appliances (case starts) as a percentage of Area Team case starts	6.6 %

Cumulative percentage of contracted UOA delivered 2017 & 2018



Month	Adjusted Scheduled Activity (UOA)		
	2016	2017	2018
April	-7	-13	-13
May	-7	-13	50
June	-7	169	134
July	-7	301	323
August	-7	559	470
September	-7	605	682
October	711	605	829
November	945	626	934
December	1,139	733	1,354
January	1,139	1,027	1,438
February	1,499	1,323	1,820
March	1,499	1,722	2,032
April	1,764	1,743	
May	1,764	1,743	
June	1,764	1,743	

QUALITY (rolling 12 month period)

	Contract Quantity	Contract Base Number	Contract *	Local Health Board	Wales
% of all assessments that were assess and fit appliances (case starts)	101	101	100.0%	66.2%	59.1%
% of all assessments that were assess and refuse	0	101	0.0%	8.6%	10.4%
% of all assessments that were assess and review	0	101	0.0%	25.2%	30.6%
% of case starts with a reported IOTN of 3 and Aesthetic Component of 5 or below	0	101	N/A	0.3%	0.1%
% of case starts with a reported IOTN of 3 and Aesthetic Component of 6 or above	1	101	1.0%	4.7%	2.6%
% of case starts with a reported IOTN of 4	85	101	84.2%	74.5%	76.5%
% of case starts with a reported IOTN of 5	15	101	14.9%	16.8%	17.6%
% of concluded courses in receipt of dual-arch fixed appliances	0	2	N/A	30.5%	61.0%
% of concluded courses where treatment was abandoned or discontinued	0	2	0.0%	12.4%	7.9%
% of patients satisfied with the treatment they have received	8	8	100.0%	96.2%	95.2%

* Figures in italics indicate that the base number is less than 100.

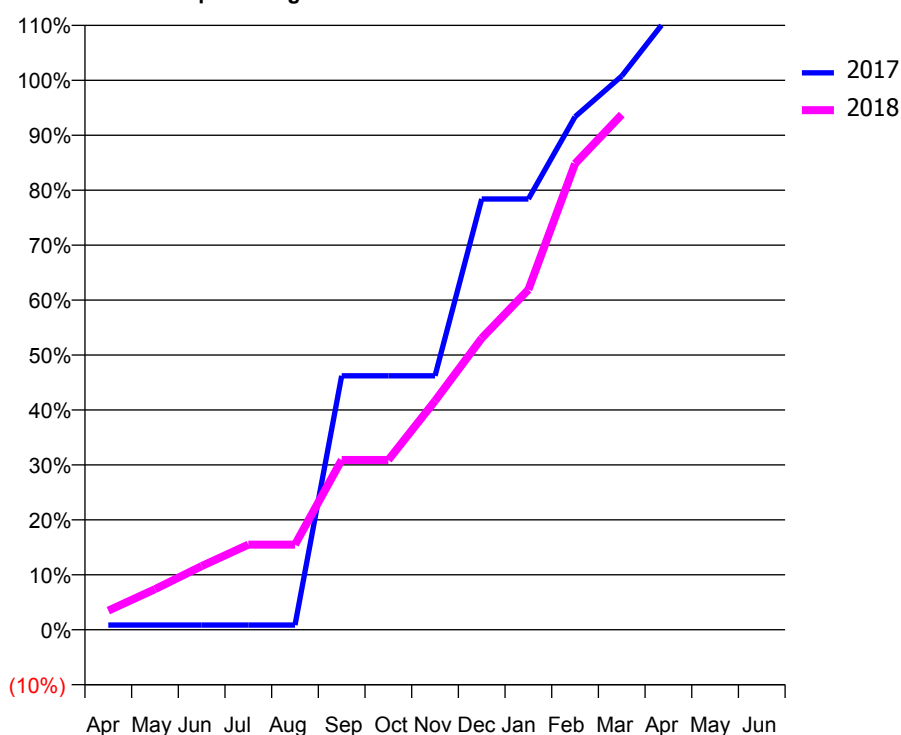
7A6 - Vital Signs Orthodontic At a Glance Contract Report for 192872/0001 - March 2018

Name or company name	Caerphilly Orthodontics Ltd	17/18 Contracted general activity (UDA)	0
Contract type name	PDS Contract	Carry forward general activity (UDA)	0
Purpose of contract	Orthodontic	17/18 Contracted orthodontic activity (UOA)	1,666
Contract start date	01/04/2010	Carry forward orthodontic activity (UOA)	-58
Contract end date	31/03/2019	Baseline contract value	£124,378.36

ACCESS	Contract	England and Wales
24 month ratio of assessments to patient IDs	1.00	1.04

ACTIVITY	Contract
Contract assess and fit appliances (case starts) as a percentage of Area Team case starts	5.0 %

Cumulative percentage of contracted UOA delivered 2017 & 2018



Month	Adjusted Scheduled Activity (UOA)		
	2016	2017	2018
April	24	10	58
May	382	10	123
June	571	10	193
July	571	10	258
August	620	10	258
September	670	537	515
October	670	537	515
November	694	537	694
December	807	911	884
January	807	911	1,031
February	981	1,085	1,413
March	1,172	1,171	1,562
April	1,172	1,297	
May	1,172	1,297	
June	1,172	1,297	

QUALITY (rolling 12 month period)

	Contract Quantity	Contract Base Number	Contract *	Local Health Board	Wales
% of all assessments that were assess and fit appliances (case starts)	76	112	67.9%	66.2%	59.1%
% of all assessments that were assess and refuse	10	112	8.9%	8.6%	10.4%
% of all assessments that were assess and review	26	112	23.2%	25.2%	30.6%
% of case starts with a reported IOTN of 3 and Aesthetic Component of 5 or below	0	76	<i>N/A</i>	0.3%	0.1%
% of case starts with a reported IOTN of 3 and Aesthetic Component of 6 or above	5	76	6.6%	4.7%	2.6%
% of case starts with a reported IOTN of 4	51	76	67.1%	74.5%	76.5%
% of case starts with a reported IOTN of 5	16	76	21.1%	16.8%	17.6%
% of concluded courses in receipt of dual-arch fixed appliances	42	52	80.8%	30.5%	61.0%
% of concluded courses where treatment was abandoned or discontinued	6	52	11.5%	12.4%	7.9%
% of patients satisfied with the treatment they have received	10	10	100.0%	96.2%	95.2%

* Figures in italics indicate that the base number is less than 100.

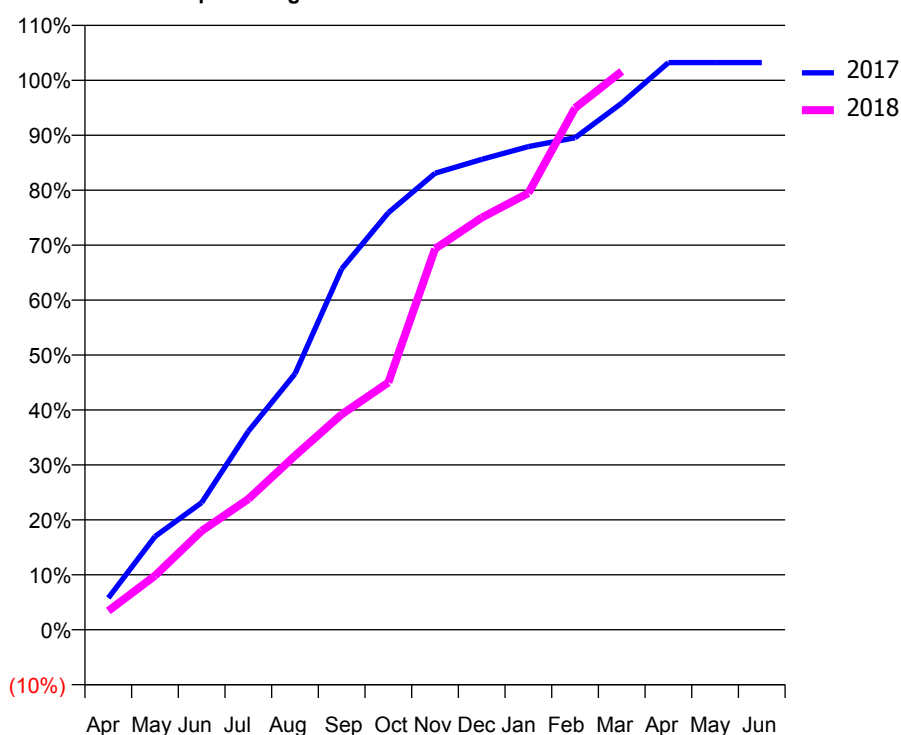
7A6 - Vital Signs Orthodontic At a Glance Contract Report for 194034/0001 - March 2018

Name or company name	Melin Ltd	17/18 Contracted general activity (UDA)	7,446
Contract type name	GDS Contract	Carry forward general activity (UDA)	11
Purpose of contract	General and Orthodontic	17/18 Contracted orthodontic activity (UOA)	2,235
Contract start date	01/03/2011	Carry forward orthodontic activity (UOA)	-59
Contract end date		Baseline contract value	£308,970.65

ACCESS	Contract	England and Wales
24 month ratio of assessments to patient IDs	1.04	1.04

ACTIVITY	Contract
Contract assess and fit appliances (case starts) as a percentage of Area Team case starts	6.9 %

Cumulative percentage of contracted UOA delivered 2017 & 2018



Month	Adjusted Scheduled Activity (UOA)		
	2016	2017	2018
April	64	106	77
May	241	311	220
June	496	424	402
July	604	662	532
August	878	854	708
September	1,032	1,204	876
October	1,141	1,391	1,006
November	1,257	1,523	1,549
December	1,373	1,569	1,676
January	1,375	1,612	1,776
February	1,595	1,641	2,122
March	1,634	1,757	2,271
April	1,659	1,892	
May	1,659	1,892	
June	1,659	1,892	

QUALITY (rolling 12 month period)

	Contract Quantity	Contract Base Number	Contract *	Local Health Board	Wales
% of all assessments that were assess and fit appliances (case starts)	105	249	42.2%	66.2%	59.1%
% of all assessments that were assess and refuse	19	249	7.6%	8.6%	10.4%
% of all assessments that were assess and review	125	249	50.2%	25.2%	30.6%
% of case starts with a reported IOTN of 3 and Aesthetic Component of 5 or below	0	105	N/A	0.3%	0.1%
% of case starts with a reported IOTN of 3 and Aesthetic Component of 6 or above	3	105	2.9%	4.7%	2.6%
% of case starts with a reported IOTN of 4	89	105	84.8%	74.5%	76.5%
% of case starts with a reported IOTN of 5	13	105	12.4%	16.8%	17.6%
% of concluded courses in receipt of dual-arch fixed appliances	58	67	86.6%	30.5%	61.0%
% of concluded courses where treatment was abandoned or discontinued	5	67	7.5%	12.4%	7.9%
% of patients satisfied with the treatment they have received	10	11	90.9%	96.2%	95.2%

* Figures in italics indicate that the base number is less than 100.

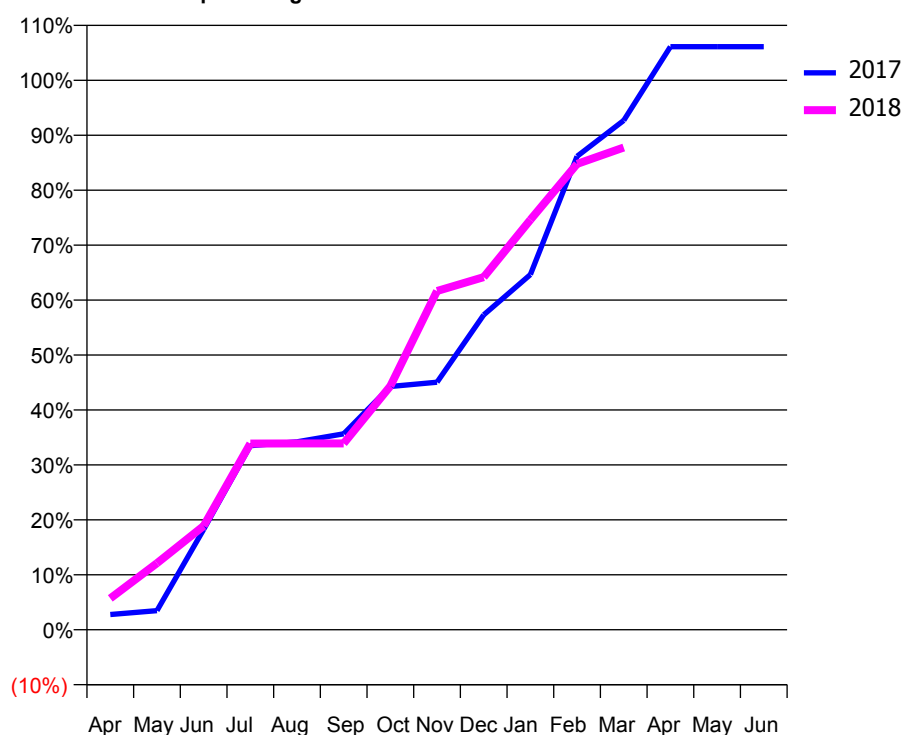
7A6 - Vital Signs Orthodontic At a Glance Contract Report for 333921/0001 - March 2018

Name or company name	MRS FJ WILLNER	17/18 Contracted general activity (UDA)	0
Contract type name	PDS Contract	Carry forward general activity (UDA)	0
Purpose of contract	Orthodontic	17/18 Contracted orthodontic activity (UOA)	3,790
Contract start date	01/04/2006	Carry forward orthodontic activity (UOA)	-149
Contract end date	31/03/2019	Baseline contract value	£257,958.80

ACCESS	Contract	England and Wales
24 month ratio of assessments to patient IDs	1.00	1.04

ACTIVITY	Contract
Contract assess and fit appliances (case starts) as a percentage of Area Team case starts	11.1 %

Cumulative percentage of contracted UOA delivered 2017 & 2018



Month	Adjusted Scheduled Activity (UOA)		
	2016	2017	2018
April	163	83	217
May	192	104	459
June	469	545	716
July	1,003	1,000	1,284
August	1,003	1,021	1,285
September	1,151	1,065	1,285
October	1,260	1,322	1,681
November	1,870	1,345	2,337
December	2,043	1,711	2,432
January	2,232	1,930	2,828
February	2,598	2,573	3,213
March	3,028	2,768	3,326
April	3,074	3,168	
May	3,074	3,168	
June	3,074	3,168	

QUALITY (rolling 12 month period)

	Contract Quantity	Contract Base Number	Contract *	Local Health Board	Wales
% of all assessments that were assess and fit appliances (case starts)	169	265	63.8%	66.2%	59.1%
% of all assessments that were assess and refuse	7	265	2.6%	8.6%	10.4%
% of all assessments that were assess and review	89	265	33.6%	25.2%	30.6%
% of case starts with a reported IOTN of 3 and Aesthetic Component of 5 or below	0	169	N/A	0.3%	0.1%
% of case starts with a reported IOTN of 3 and Aesthetic Component of 6 or above	14	169	8.3%	4.7%	2.6%
% of case starts with a reported IOTN of 4	115	169	68.0%	74.5%	76.5%
% of case starts with a reported IOTN of 5	35	169	20.7%	16.8%	17.6%
% of concluded courses in receipt of dual-arch fixed appliances	0	60	N/A	30.5%	61.0%
% of concluded courses where treatment was abandoned or discontinued	13	60	21.7%	12.4%	7.9%
% of patients satisfied with the treatment they have received	9	9	100.0%	96.2%	95.2%

* Figures in italics indicate that the base number is less than 100.

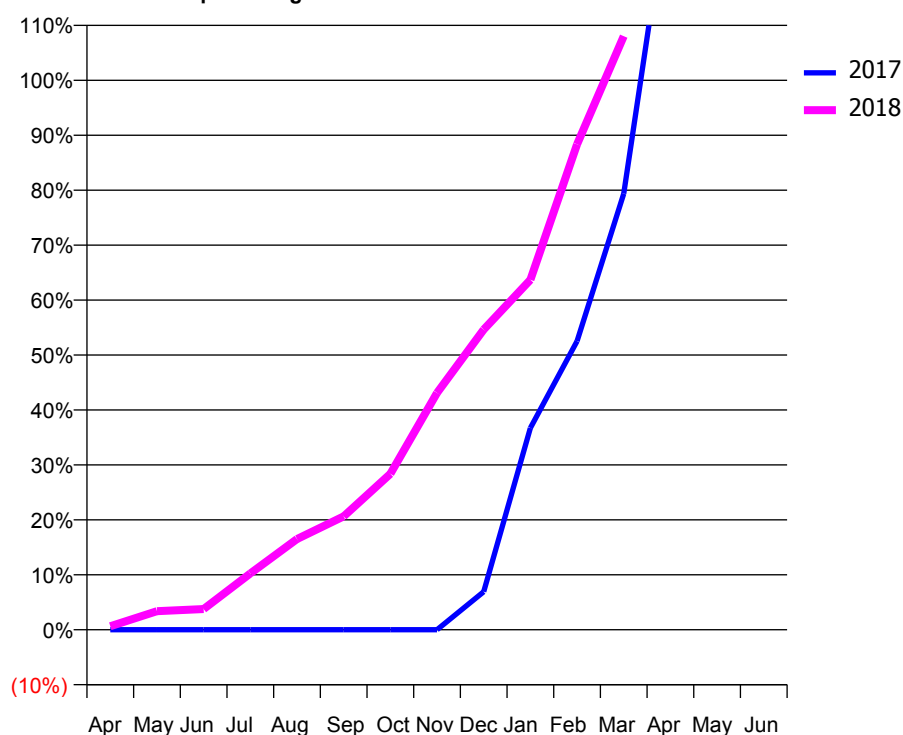
7A7 - Vital Signs Orthodontic At a Glance Contract Report for 100240/0000 - March 2018

Name or company name	Severn Street Dental Practice	17/18 Contracted general activity (UDA)	0
Contract type name	PDS Contract	Carry forward general activity (UDA)	0
Purpose of contract	Orthodontic	17/18 Contracted orthodontic activity (UOA)	2,300
Contract start date	01/09/2016	Carry forward orthodontic activity (UOA)	0
Contract end date	31/08/2019	Baseline contract value	£149,195.66

ACCESS	Contract	England and Wales
24 month ratio of assessments to patient IDs	1.21	1.04

ACTIVITY	Contract
Contract assess and fit appliances (case starts) as a percentage of Area Team case starts	36.8 %

Cumulative percentage of contracted UOA delivered 2017 & 2018



Month	Adjusted Scheduled Activity (UOA)		
	2016	2017	2018
April	0	0	15
May	0	0	78
June	0	0	87
July	0	0	236
August	0	0	380
September	0	0	475
October	0	0	653
November	0	0	992
December	0	93	1,257
January	0	493	1,465
February	0	705	2,032
March	0	1,065	2,485
April	0	1,824	
May	0	1,824	
June	0	1,824	

QUALITY (rolling 12 month period)

	Contract Quantity	Contract Base Number	Contract *	Local Health Board	Wales
% of all assessments that were assess and fit appliances (case starts)	145	357	40.6%	51.2%	59.1%
% of all assessments that were assess and refuse	62	357	17.4%	17.6%	10.4%
% of all assessments that were assess and review	150	357	42.0%	31.2%	30.6%
% of case starts with a reported IOTN of 3 and Aesthetic Component of 5 or below	0	145	N/A	0.0%	0.1%
% of case starts with a reported IOTN of 3 and Aesthetic Component of 6 or above	3	145	2.1%	3.0%	2.6%
% of case starts with a reported IOTN of 4	112	145	77.2%	51.3%	76.5%
% of case starts with a reported IOTN of 5	30	145	20.7%	15.5%	17.6%
% of concluded courses in receipt of dual-arch fixed appliances	0	0	N/A	58.9%	61.0%
% of concluded courses where treatment was abandoned or discontinued	0	0	N/A	8.7%	7.9%
% of patients satisfied with the treatment they have received	15	15	100.0%	93.2%	95.2%

* Figures in italics indicate that the base number is less than 100.

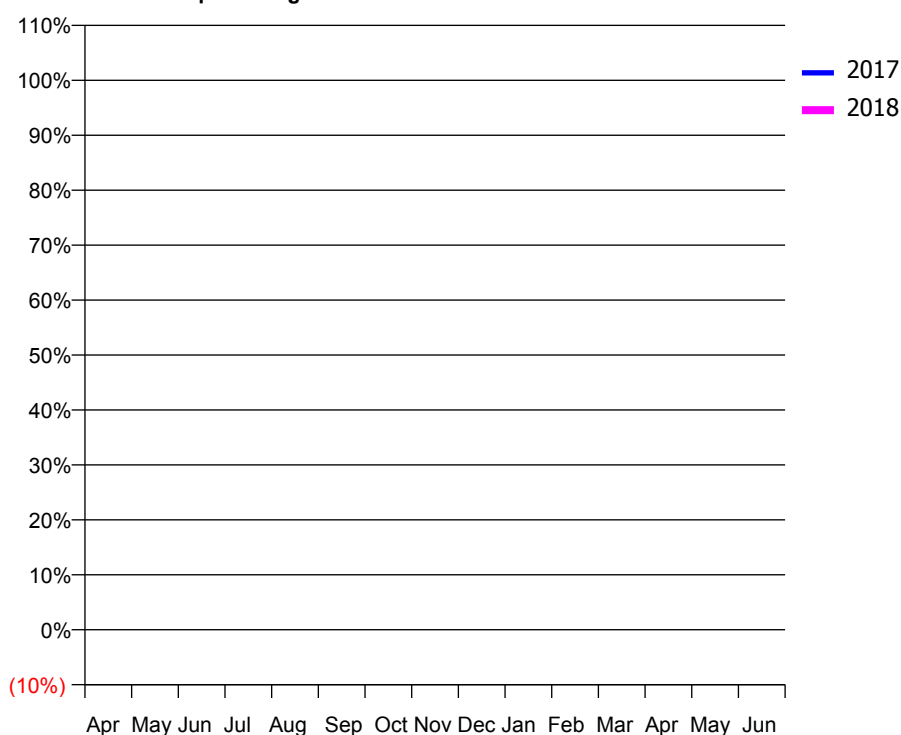
7A7 - Vital Signs Orthodontic At a Glance Contract Report for 131431/0001 - March 2018

Name or company name	Severn Street Dental Practice	17/18 Contracted general activity (UDA)	23,000
Contract type name	GDS Contract	Carry forward general activity (UDA)	535
Purpose of contract	General	17/18 Contracted orthodontic activity (UOA)	0
Contract start date	01/04/2006	Carry forward orthodontic activity (UOA)	0
Contract end date		Baseline contract value	£1,039,775.20

ACCESS	Contract	England and Wales
24 month ratio of assessments to patient IDs	1.00	1.04

ACTIVITY	Contract
Contract assess and fit appliances (case starts) as a percentage of Area Team case starts	0.0 %

Cumulative percentage of contracted UOA delivered 2017 & 2018



Month	Adjusted Scheduled Activity (UOA)		
	2016	2017	2018
April	0	0	0
May	0	0	0
June	0	0	1
July	0	0	1
August	0	0	1
September	0	0	1
October	0	0	2
November	0	0	2
December	0	177	2
January	0	180	2
February	0	180	2
March	0	180	2
April	0	180	
May	0	180	
June	0	180	

QUALITY (rolling 12 month period)

	Contract Quantity	Contract Base Number	Contract *	Local Health Board	Wales
% of all assessments that were assess and fit appliances (case starts)	0	2	0.0%	51.2%	59.1%
% of all assessments that were assess and refuse	0	2	0.0%	17.6%	10.4%
% of all assessments that were assess and review	2	2	100.0%	31.2%	30.6%
% of case starts with a reported IOTN of 3 and Aesthetic Component of 5 or below	0	0	N/A	0.0%	0.1%
% of case starts with a reported IOTN of 3 and Aesthetic Component of 6 or above	0	0	N/A	3.0%	2.6%
% of case starts with a reported IOTN of 4	0	0	N/A	51.3%	76.5%
% of case starts with a reported IOTN of 5	0	0	N/A	15.5%	17.6%
% of concluded courses in receipt of dual-arch fixed appliances	0	0	N/A	58.9%	61.0%
% of concluded courses where treatment was abandoned or discontinued	0	0	N/A	8.7%	7.9%
% of patients satisfied with the treatment they have received	0	0	N/A	93.2%	95.2%

* Figures in italics indicate that the base number is less than 100.

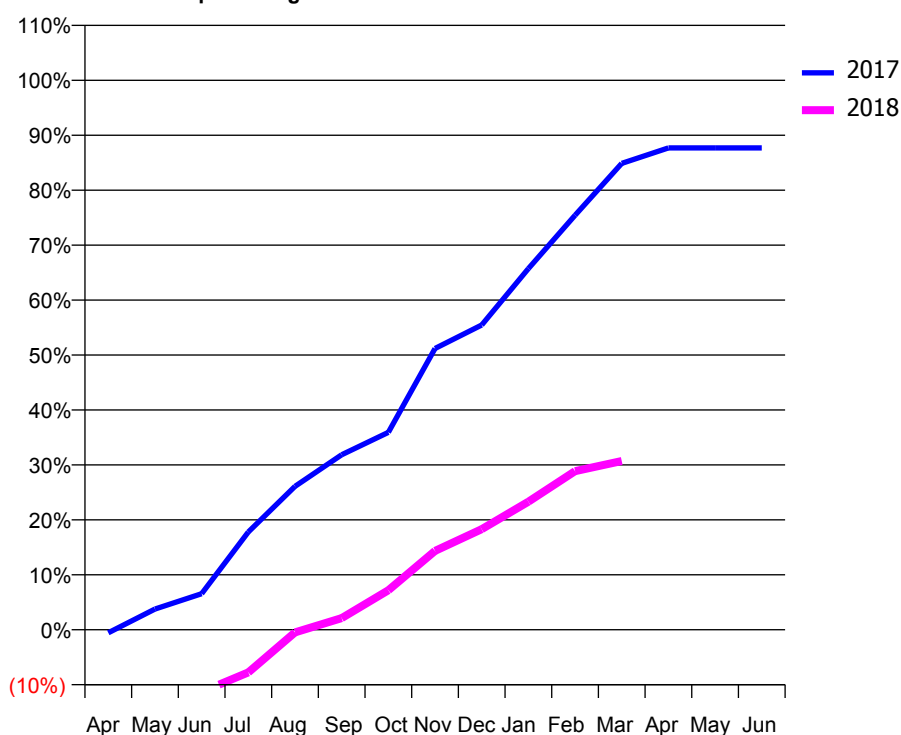
7A7 - Vital Signs Orthodontic At a Glance Contract Report for 144622/0001 - March 2018

Name or company name	A.R.C Orthodontics Ltd	17/18 Contracted general activity (UDA)	0
Contract type name	PDS Contract	Carry forward general activity (UDA)	0
Purpose of contract	Orthodontic	17/18 Contracted orthodontic activity (UOA)	1,260
Contract start date	01/11/2014	Carry forward orthodontic activity (UOA)	193
Contract end date	31/10/2024	Baseline contract value	£83,154.46

ACCESS	Contract	England and Wales
24 month ratio of assessments to patient IDs	1.03	1.04

ACTIVITY	Contract
Contract assess and fit appliances (case starts) as a percentage of Area Team case starts	7.4 %

Cumulative percentage of contracted UOA delivered 2017 & 2018



Month	Adjusted Scheduled Activity (UOA)		
	2016	2017	2018
April	7	-9	-193
May	73	59	-192
June	138	103	-143
July	342	279	-98
August	431	409	-6
September	540	499	27
October	649	563	91
November	760	802	181
December	922	869	231
January	945	1,030	294
February	1,078	1,182	364
March	1,225	1,330	387
April	1,249	1,374	
May	1,249	1,374	
June	1,249	1,374	

QUALITY (rolling 12 month period)

	Contract Quantity	Contract Base Number	Contract *	Local Health Board	Wales
% of all assessments that were assess and fit appliances (case starts)	29	78	37.2%	51.2%	59.1%
% of all assessments that were assess and refuse	38	78	48.7%	17.6%	10.4%
% of all assessments that were assess and review	11	78	14.1%	31.2%	30.6%
% of case starts with a reported IOTN of 3 and Aesthetic Component of 5 or below	0	29	N/A	0.0%	0.1%
% of case starts with a reported IOTN of 3 and Aesthetic Component of 6 or above	4	29	13.8%	3.0%	2.6%
% of case starts with a reported IOTN of 4	18	29	62.1%	51.3%	76.5%
% of case starts with a reported IOTN of 5	6	29	20.7%	15.5%	17.6%
% of concluded courses in receipt of dual-arch fixed appliances	45	52	86.5%	58.9%	61.0%
% of concluded courses where treatment was abandoned or discontinued	5	52	9.6%	8.7%	7.9%
% of patients satisfied with the treatment they have received	9	10	90.0%	93.2%	95.2%

* Figures in italics indicate that the base number is less than 100.

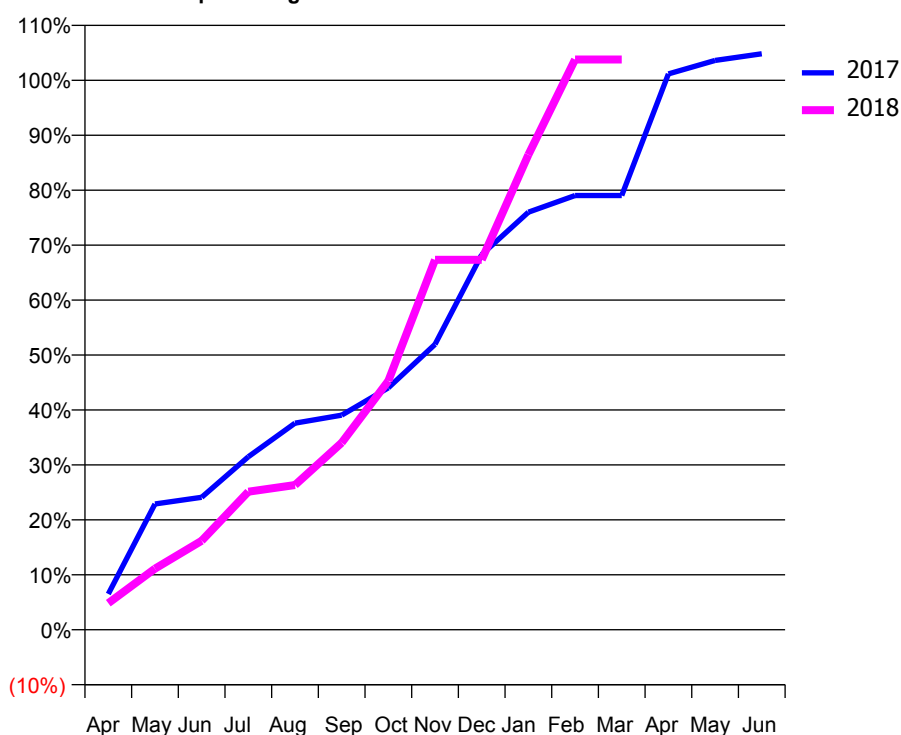
7A7 - Vital Signs Orthodontic At a Glance Contract Report for 197351/0002 - March 2018

Name or company name	Exclusive Orthodontics Ltd	17/18 Contracted general activity (UDA)	0
Contract type name	PDS Contract	Carry forward general activity (UDA)	0
Purpose of contract	Orthodontic	17/18 Contracted orthodontic activity (UOA)	1,715
Contract start date	01/04/2015	Carry forward orthodontic activity (UOA)	-83
Contract end date	31/03/2018	Baseline contract value	£113,154.46

ACCESS	Contract	England and Wales
24 month ratio of assessments to patient IDs	1.00	1.04

ACTIVITY	Contract
Contract assess and fit appliances (case starts) as a percentage of Area Team case starts	25.9 %

Cumulative percentage of contracted UOA delivered 2017 & 2018



Month	Adjusted Scheduled Activity (UOA)		
	2016	2017	2018
April	0	112	83
May	0	394	191
June	0	415	278
July	262	542	431
August	552	647	452
September	552	672	584
October	750	758	777
November	750	894	1,155
December	773	1,175	1,155
January	1,186	1,308	1,483
February	1,502	1,360	1,780
March	1,502	1,360	1,780
April	1,779	1,741	
May	1,993	1,783	
June	1,994	1,804	

QUALITY (rolling 12 month period)

	Contract Quantity	Contract Base Number	Contract *	Local Health Board	Wales
% of all assessments that were assess and fit appliances (case starts)	102	138	73.9%	51.2%	59.1%
% of all assessments that were assess and refuse	15	138	10.9%	17.6%	10.4%
% of all assessments that were assess and review	21	138	15.2%	31.2%	30.6%
% of case starts with a reported IOTN of 3 and Aesthetic Component of 5 or below	0	102	N/A	0.0%	0.1%
% of case starts with a reported IOTN of 3 and Aesthetic Component of 6 or above	5	102	4.9%	3.0%	2.6%
% of case starts with a reported IOTN of 4	71	102	69.6%	51.3%	76.5%
% of case starts with a reported IOTN of 5	25	102	24.5%	15.5%	17.6%
% of concluded courses in receipt of dual-arch fixed appliances	0	78	N/A	58.9%	61.0%
% of concluded courses where treatment was abandoned or discontinued	1	78	1.3%	8.7%	7.9%
% of patients satisfied with the treatment they have received	24	27	88.9%	93.2%	95.2%

* Figures in italics indicate that the base number is less than 100.

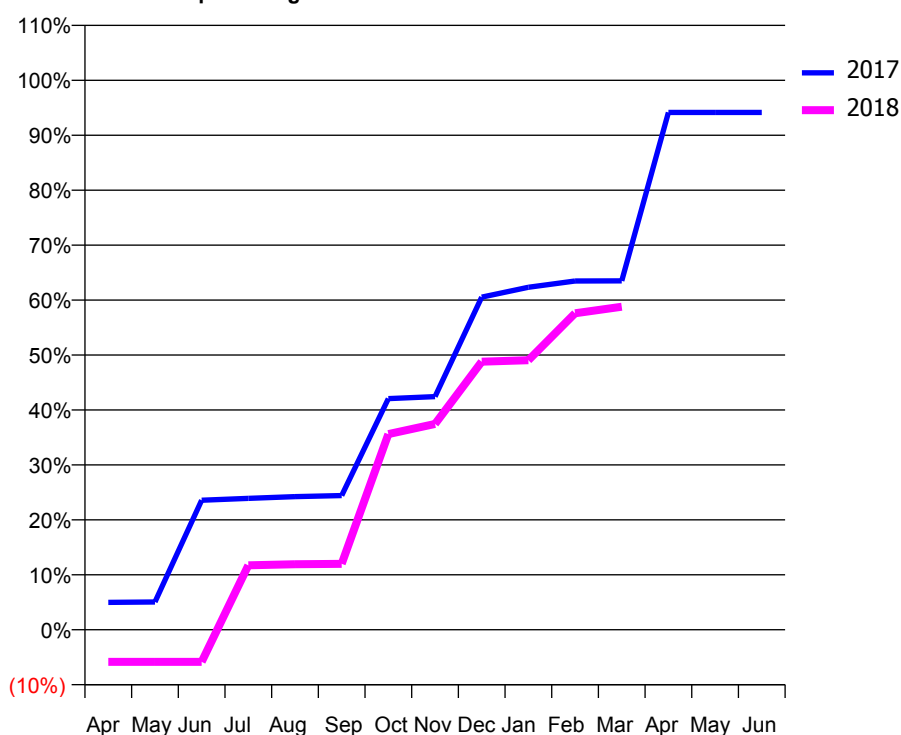
7A7 - Vital Signs Orthodontic At a Glance Contract Report for 642789/0003 - March 2018

Name or company name	MR DR EVANS	17/18 Contracted general activity (UDA)	0
Contract type name	PDS Contract	Carry forward general activity (UDA)	0
Purpose of contract	Orthodontic	17/18 Contracted orthodontic activity (UOA)	2,625
Contract start date	01/01/2009	Carry forward orthodontic activity (UOA)	154
Contract end date	31/03/2018	Baseline contract value	£173,127.47

ACCESS	Contract	England and Wales
24 month ratio of assessments to patient IDs	1.00	1.04

ACTIVITY	Contract
Contract assess and fit appliances (case starts) as a percentage of Area Team case starts	29.9 %

Cumulative percentage of contracted UOA delivered 2017 & 2018



Month	Adjusted Scheduled Activity (UOA)		
	2016	2017	2018
April	67	131	-154
May	67	133	-154
June	258	619	-154
July	317	628	308
August	343	636	313
September	2,032	641	315
October	2,043	1,104	935
November	2,673	1,114	983
December	2,738	1,589	1,281
January	3,120	1,636	1,288
February	3,120	1,666	1,512
March	3,122	1,667	1,543
April	3,122	2,471	
May	3,122	2,471	
June	3,122	2,471	

QUALITY (rolling 12 month period)

	Contract Quantity	Contract Base Number	Contract *	Local Health Board	Wales
% of all assessments that were assess and fit appliances (case starts)	118	194	60.8%	51.2%	59.1%
% of all assessments that were assess and refuse	20	194	10.3%	17.6%	10.4%
% of all assessments that were assess and review	56	194	28.9%	31.2%	30.6%
% of case starts with a reported IOTN of 3 and Aesthetic Component of 5 or below	0	118	N/A	0.0%	0.1%
% of case starts with a reported IOTN of 3 and Aesthetic Component of 6 or above	0	118	N/A	3.0%	2.6%
% of case starts with a reported IOTN of 4	1	118	0.8%	51.3%	76.5%
% of case starts with a reported IOTN of 5	0	118	N/A	15.5%	17.6%
% of concluded courses in receipt of dual-arch fixed appliances	104	123	84.6%	58.9%	61.0%
% of concluded courses where treatment was abandoned or discontinued	16	123	13.0%	8.7%	7.9%
% of patients satisfied with the treatment they have received	6	6	100.0%	93.2%	95.2%

* Figures in italics indicate that the base number is less than 100.

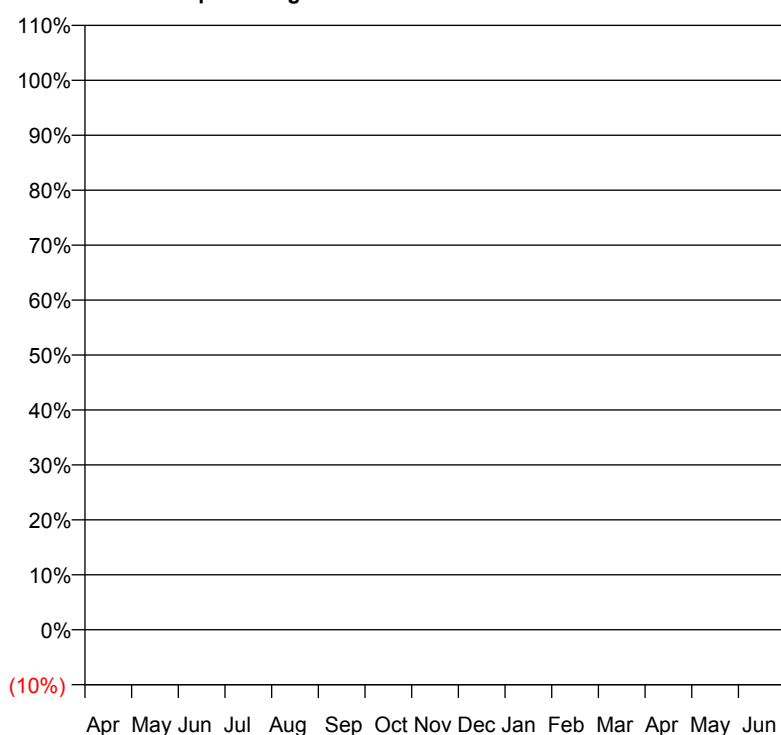
Q44 - Vital Signs Orthodontic At a Glance Contract Report for 101435/0087 - March 2018

Name or company name	IDH Limited	17/18 Contracted general activity (UDA)	20,000
Contract type name	GDS Contract	Carry forward general activity (UDA)	0
Purpose of contract	General	17/18 Contracted orthodontic activity (UOA)	0
Contract start date	25/02/2008	Carry forward orthodontic activity (UOA)	0
Contract end date		Baseline contract value	£533,600.00

ACCESS	Contract	England and Wales
24 month ratio of assessments to patient IDs	1.00	1.04

ACTIVITY	Contract
Contract assess and fit appliances (case starts) as a percentage of Area Team case starts	0.0 %

Cumulative percentage of contracted UOA delivered 2017 & 2018



— 2017
— 2018

Month	Adjusted Scheduled Activity (UOA)		
	2016	2017	2018
April	0	0	0
May	0	0	0
June	0	0	0
July	0	0	0
August	0	0	0
September	0	0	0
October	0	0	0
November	0	0	2
December	0	0	2
January	0	0	2
February	0	0	2
March	0	0	2
April	0	0	
May	0	0	
June	0	0	

QUALITY (rolling 12 month period)

	Contract Quantity	Contract Base Number	Contract *	Area Team	Region	England
% of all assessments that were assess and fit appliances (case starts)	0	2	0.0%	65.2%	60.9%	60.1%
% of all assessments that were assess and refuse	0	2	0.0%	7.9%	11.2%	11.3%
% of all assessments that were assess and review	2	2	100.0%	26.9%	27.9%	28.6%
% of case starts with a reported IOTN of 3 and Aesthetic Component of 5 or below	0	0	N/A	0.0%	0.1%	0.1%
% of case starts with a reported IOTN of 3 and Aesthetic Component of 6 or above	0	0	N/A	6.3%	3.8%	4.1%
% of case starts with a reported IOTN of 4	0	0	N/A	75.0%	78.4%	77.7%
% of case starts with a reported IOTN of 5	0	0	N/A	17.9%	16.9%	16.8 %
% of concluded courses in receipt of dual-arch fixed appliances	0	0	N/A	88.7%	76.9%	73.8%
% of concluded courses where treatment was abandoned or discontinued	0	0	N/A	3.8%	7.0%	7.0%
% of patients satisfied with the treatment they have received	0	0	N/A	97.4%	96.1%	96.0%

* Figures in italics indicate that the base number is less than 100.

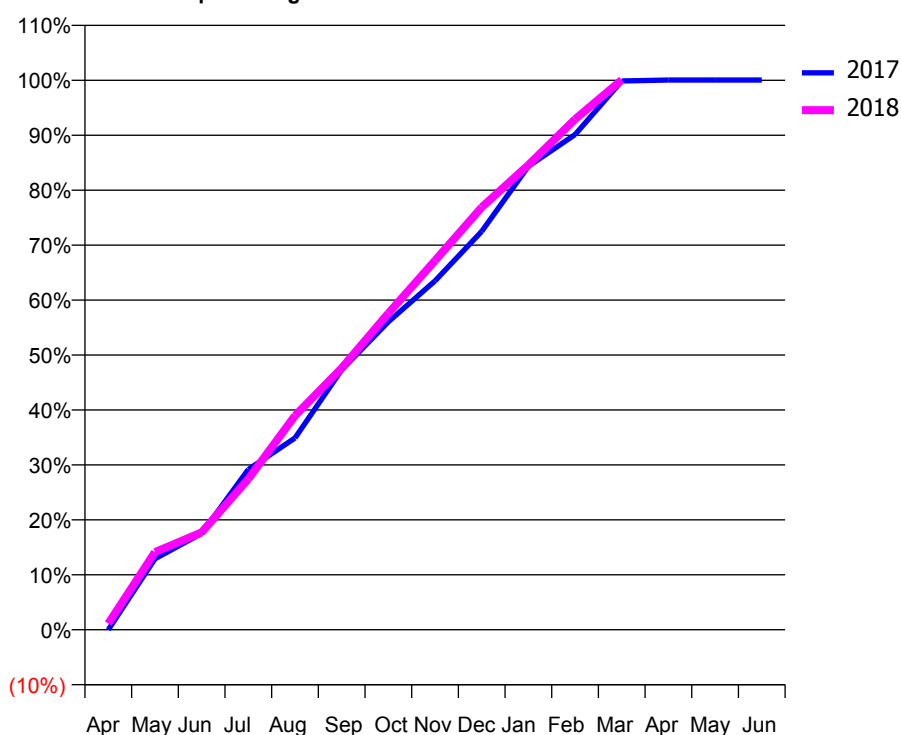
Q44 - Vital Signs Orthodontic At a Glance Contract Report for 125407/0001 - March 2018

Name or company name	Mark Fazakerley (VHO) Limited	17/18 Contracted general activity (UDA)	0
Contract type name	PDS Contract	Carry forward general activity (UDA)	0
Purpose of contract	General and Orthodontic	17/18 Contracted orthodontic activity (UOA)	8,353
Contract start date	01/05/2012	Carry forward orthodontic activity (UOA)	0
Contract end date	31/03/2019	Baseline contract value	£562,893.87

ACCESS	Contract	England and Wales
24 month ratio of assessments to patient IDs	1.02	1.04

ACTIVITY	Contract
Contract assess and fit appliances (case starts) as a percentage of Area Team case starts	6.7 %

Cumulative percentage of contracted UOA delivered 2017 & 2018



Month	Adjusted Scheduled Activity (UOA)		
	2016	2017	2018
April	88	0	94
May	1,553	1,080	1,181
June	2,292	1,465	1,481
July	3,510	2,438	2,294
August	3,791	2,915	3,255
September	4,865	3,951	3,978
October	5,348	4,682	4,812
November	5,950	5,303	5,611
December	6,662	6,056	6,422
January	7,142	7,045	7,066
February	7,846	7,527	7,760
March	8,281	8,343	8,359
April	8,356	8,356	
May	8,378	8,356	
June	8,378	8,357	

QUALITY (rolling 12 month period)

	Contract Quantity	Contract Base Number	Contract *	Area Team	Region	England
% of all assessments that were assess and fit appliances (case starts)	391	571	68.5%	65.2%	60.9%	60.1%
% of all assessments that were assess and refuse	39	571	6.8%	7.9%	11.2%	11.3%
% of all assessments that were assess and review	141	571	24.7%	26.9%	27.9%	28.6%
% of case starts with a reported IOTN of 3 and Aesthetic Component of 5 or below	0	391	N/A	0.0%	0.1%	0.1%
% of case starts with a reported IOTN of 3 and Aesthetic Component of 6 or above	48	391	12.3%	6.3%	3.8%	4.1%
% of case starts with a reported IOTN of 4	285	391	72.9%	75.0%	78.4%	77.7%
% of case starts with a reported IOTN of 5	57	391	14.6%	17.9%	16.9%	16.8 %
% of concluded courses in receipt of dual-arch fixed appliances	367	379	96.8%	88.7%	76.9%	73.8%
% of concluded courses where treatment was abandoned or discontinued	4	379	1.1%	3.8%	7.0%	7.0%
% of patients satisfied with the treatment they have received	12	13	92.3%	97.4%	96.1%	96.0%

* Figures in italics indicate that the base number is less than 100.

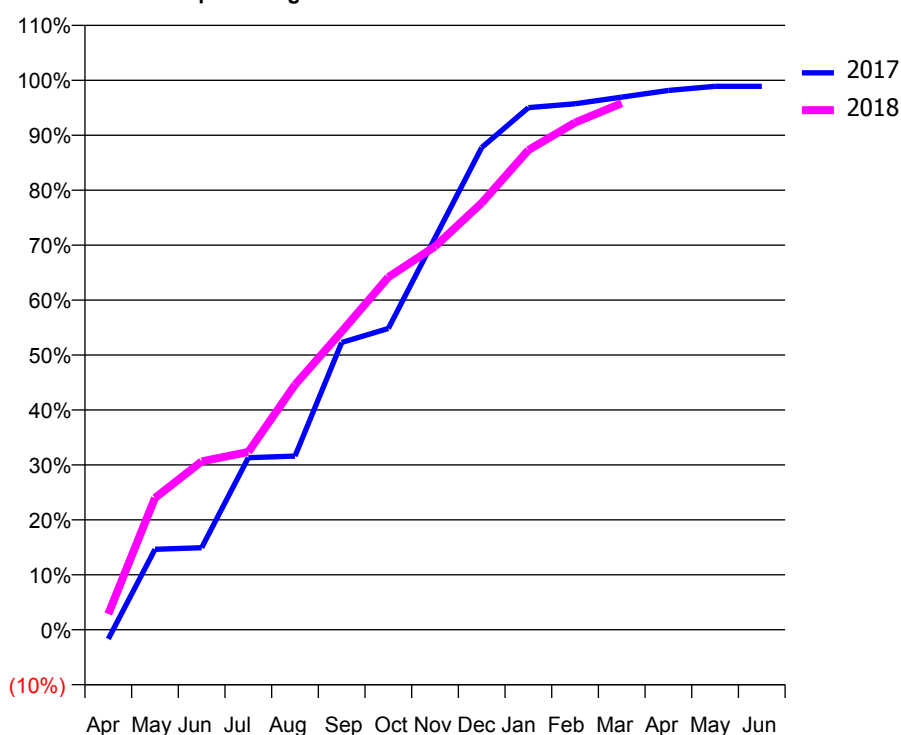
Q44 - Vital Signs Orthodontic At a Glance Contract Report for 146676/0001 - March 2018

Name or company name	Cheshire Cat Orthodontics Ltd	17/18 Contracted general activity (UDA)	0
Contract type name	PDS Contract	Carry forward general activity (UDA)	0
Purpose of contract	Orthodontic	17/18 Contracted orthodontic activity (UOA)	7,279
Contract start date	01/04/2010	Carry forward orthodontic activity (UOA)	0
Contract end date	31/03/2019	Baseline contract value	£477,237.98

ACCESS	Contract	England and Wales
24 month ratio of assessments to patient IDs	1.01	1.04

ACTIVITY	Contract
Contract assess and fit appliances (case starts) as a percentage of Area Team case starts	5.8 %

Cumulative percentage of contracted UOA delivered 2017 & 2018



Month	Adjusted Scheduled Activity (UOA)		
	2016	2017	2018
April	-121	-122	210
May	1,333	1,066	1,746
June	2,696	1,087	2,230
July	3,725	2,280	2,356
August	4,379	2,301	3,245
September	4,928	3,805	3,950
October	5,434	3,992	4,671
November	6,465	5,192	5,078
December	7,075	6,389	5,654
January	7,132	6,916	6,355
February	7,157	6,968	6,718
March	7,157	7,056	6,974
April	7,157	7,144	
May	7,157	7,199	
June	7,157	7,199	

QUALITY (rolling 12 month period)

	Contract Quantity	Contract Base Number	Contract *	Area Team	Region	England
% of all assessments that were assess and fit appliances (case starts)	340	440	77.3%	65.2%	60.9%	60.1%
% of all assessments that were assess and refuse	2	440	0.5%	7.9%	11.2%	11.3%
% of all assessments that were assess and review	98	440	22.3%	26.9%	27.9%	28.6%
% of case starts with a reported IOTN of 3 and Aesthetic Component of 5 or below	0	340	N/A	0.0%	0.1%	0.1%
% of case starts with a reported IOTN of 3 and Aesthetic Component of 6 or above	4	340	1.2%	6.3%	3.8%	4.1%
% of case starts with a reported IOTN of 4	286	340	84.1%	75.0%	78.4%	77.7%
% of case starts with a reported IOTN of 5	46	340	13.5%	17.9%	16.9%	16.8 %
% of concluded courses in receipt of dual-arch fixed appliances	261	269	97.0%	88.7%	76.9%	73.8%
% of concluded courses where treatment was abandoned or discontinued	4	269	1.5%	3.8%	7.0%	7.0%
% of patients satisfied with the treatment they have received	15	15	100.0%	97.4%	96.1%	96.0%

* Figures in italics indicate that the base number is less than 100.

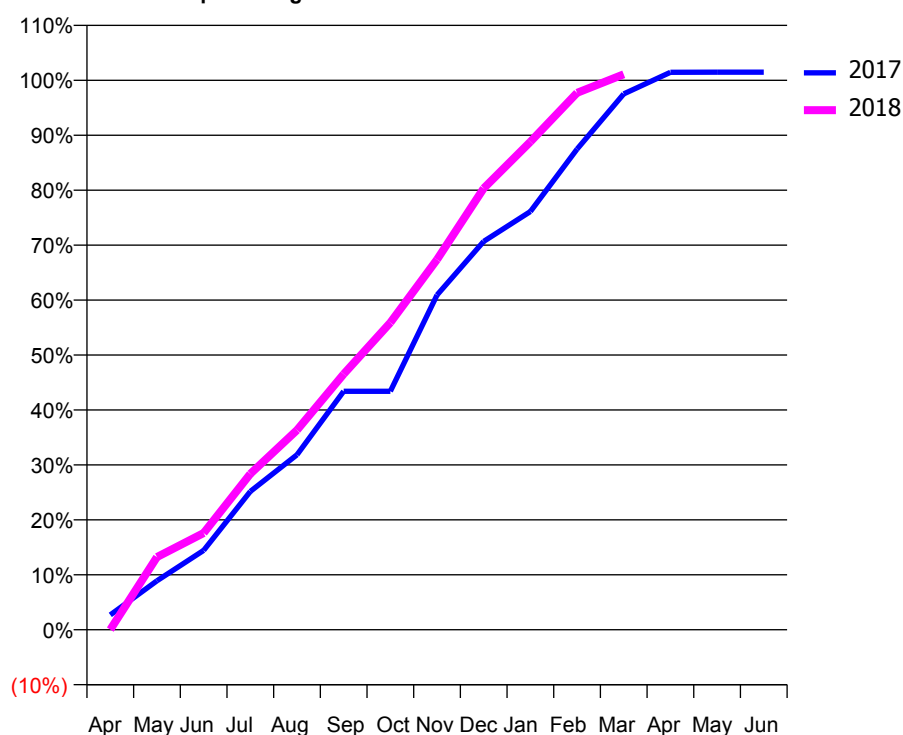
Q44 - Vital Signs Orthodontic At a Glance Contract Report for 148709/0001 - March 2018

Name or company name	P O'Neill (W.H.O) LTD	17/18 Contracted general activity (UDA)	0
Contract type name	PDS Contract	Carry forward general activity (UDA)	0
Purpose of contract	General and Orthodontic	17/18 Contracted orthodontic activity (UOA)	8,394
Contract start date	01/04/2011	Carry forward orthodontic activity (UOA)	0
Contract end date	31/03/2019	Baseline contract value	£550,465.43

ACCESS	Contract	England and Wales
24 month ratio of assessments to patient IDs	1.01	1.04

ACTIVITY	Contract
Contract assess and fit appliances (case starts) as a percentage of Area Team case starts	6.9 %

Cumulative percentage of contracted UOA delivered 2017 & 2018



Month	Adjusted Scheduled Activity (UOA)		
	2016	2017	2018
April	468	228	3
May	1,415	748	1,111
June	1,589	1,214	1,478
July	2,777	2,113	2,382
August	3,106	2,673	3,050
September	4,031	3,644	3,906
October	5,065	3,644	4,692
November	5,605	5,114	5,656
December	6,639	5,932	6,743
January	6,839	6,389	7,454
February	7,894	7,343	8,202
March	8,625	8,186	8,485
April	8,635	8,515	
May	8,637	8,517	
June	8,637	8,517	

QUALITY (rolling 12 month period)

	Contract Quantity	Contract Base Number	Contract *	Area Team	Region	England
% of all assessments that were assess and fit appliances (case starts)	405	732	55.3%	65.2%	60.9%	60.1%
% of all assessments that were assess and refuse	113	732	15.4%	7.9%	11.2%	11.3%
% of all assessments that were assess and review	214	732	29.2%	26.9%	27.9%	28.6%
% of case starts with a reported IOTN of 3 and Aesthetic Component of 5 or below	0	405	N/A	0.0%	0.1%	0.1%
% of case starts with a reported IOTN of 3 and Aesthetic Component of 6 or above	12	405	3.0%	6.3%	3.8%	4.1%
% of case starts with a reported IOTN of 4	300	405	74.1%	75.0%	78.4%	77.7%
% of case starts with a reported IOTN of 5	93	405	23.0%	17.9%	16.9%	16.8 %
% of concluded courses in receipt of dual-arch fixed appliances	357	375	95.2%	88.7%	76.9%	73.8%
% of concluded courses where treatment was abandoned or discontinued	9	375	2.4%	3.8%	7.0%	7.0%
% of patients satisfied with the treatment they have received	6	8	75.0%	97.4%	96.1%	96.0%

* Figures in italics indicate that the base number is less than 100.

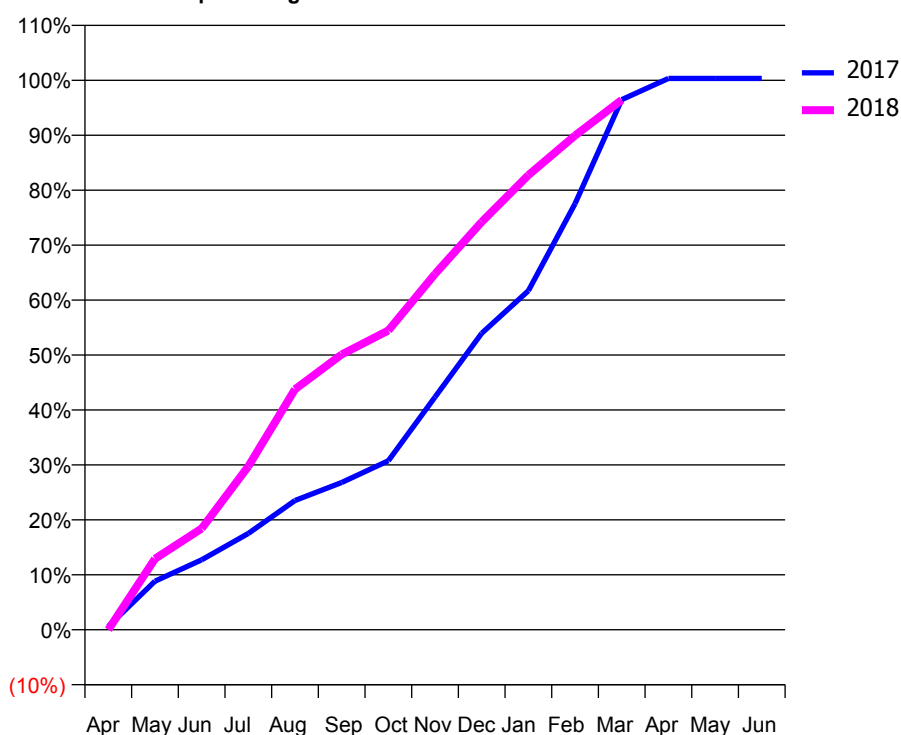
Q44 - Vital Signs Orthodontic At a Glance Contract Report for 167088/0001 - March 2018

Name or company name	Wallasey Orthodontic Practice	17/18 Contracted general activity (UDA)	0
Contract type name	PDS Contract	Carry forward general activity (UDA)	0
Purpose of contract	General and Orthodontic	17/18 Contracted orthodontic activity (UOA)	4,995
Contract start date	01/03/2014	Carry forward orthodontic activity (UOA)	0
Contract end date	31/03/2019	Baseline contract value	£327,594.21

ACCESS	Contract	England and Wales
24 month ratio of assessments to patient IDs	1.02	1.04

ACTIVITY	Contract
Contract assess and fit appliances (case starts) as a percentage of Area Team case starts	4.0 %

Cumulative percentage of contracted UOA delivered 2017 & 2018



Month	Adjusted Scheduled Activity (UOA)		
	2016	2017	2018
April	1,178	31	0
May	1,690	442	645
June	2,076	636	921
July	3,308	876	1,485
August	4,124	1,175	2,186
September	4,837	1,339	2,503
October	4,905	1,536	2,721
November	4,932	2,116	3,234
December	4,956	2,695	3,707
January	5,028	3,082	4,133
February	5,077	3,873	4,493
March	5,084	4,819	4,817
April	5,105	5,012	
May	5,105	5,012	
June	5,105	5,012	

QUALITY (rolling 12 month period)

	Contract Quantity	Contract Base Number	Contract *	Area Team	Region	England
% of all assessments that were assess and fit appliances (case starts)	234	330	70.9%	65.2%	60.9%	60.1%
% of all assessments that were assess and refuse	24	330	7.3%	7.9%	11.2%	11.3%
% of all assessments that were assess and review	72	330	21.8%	26.9%	27.9%	28.6%
% of case starts with a reported IOTN of 3 and Aesthetic Component of 5 or below	0	234	N/A	0.0%	0.1%	0.1%
% of case starts with a reported IOTN of 3 and Aesthetic Component of 6 or above	0	234	N/A	6.3%	3.8%	4.1%
% of case starts with a reported IOTN of 4	231	234	98.7%	75.0%	78.4%	77.7%
% of case starts with a reported IOTN of 5	2	234	0.9%	17.9%	16.9%	16.8%
% of concluded courses in receipt of dual-arch fixed appliances	193	202	95.5%	88.7%	76.9%	73.8%
% of concluded courses where treatment was abandoned or discontinued	8	202	4.0%	3.8%	7.0%	7.0%
% of patients satisfied with the treatment they have received	3	3	100.0%	97.4%	96.1%	96.0%

* Figures in italics indicate that the base number is less than 100.

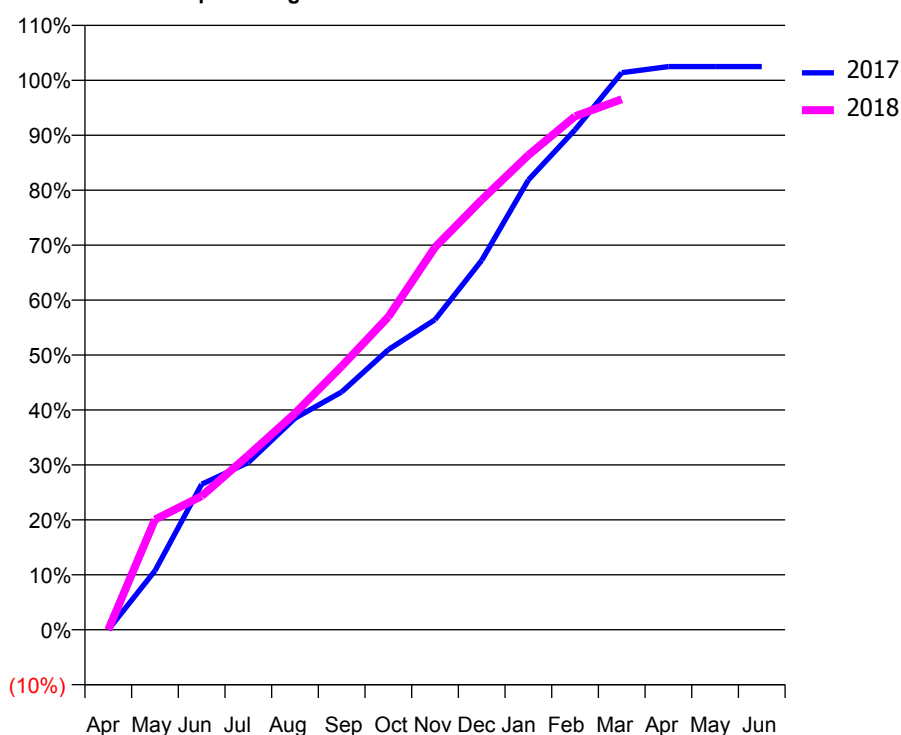
Q44 - Vital Signs Orthodontic At a Glance Contract Report for 183822/0001 - March 2018

Name or company name	Peter Baldwin (VHO) Limited	17/18 Contracted general activity (UDA)	0
Contract type name	PDS Contract	Carry forward general activity (UDA)	0
Purpose of contract	General and Orthodontic	17/18 Contracted orthodontic activity (UOA)	8,789
Contract start date	01/05/2012	Carry forward orthodontic activity (UOA)	0
Contract end date	31/03/2019	Baseline contract value	£591,099.05

ACCESS	Contract	England and Wales
24 month ratio of assessments to patient IDs	1.01	1.04

ACTIVITY	Contract
Contract assess and fit appliances (case starts) as a percentage of Area Team case starts	6.8 %

Cumulative percentage of contracted UOA delivered 2017 & 2018



Month	Adjusted Scheduled Activity (UOA)		
	2016	2017	2018
April	246	0	0
May	1,548	943	1,762
June	2,038	2,329	2,138
July	2,910	2,676	2,791
August	3,317	3,383	3,463
September	4,284	3,803	4,216
October	4,878	4,480	5,004
November	5,736	4,960	6,117
December	6,508	5,908	6,877
January	7,080	7,195	7,592
February	8,061	7,998	8,213
March	8,441	8,910	8,486
April	8,577	9,008	
May	8,581	9,008	
June	8,812	9,008	

QUALITY (rolling 12 month period)

	Contract Quantity	Contract Base Number	Contract *	Area Team	Region	England
% of all assessments that were assess and fit appliances (case starts)	396	673	58.8%	65.2%	60.9%	60.1%
% of all assessments that were assess and refuse	124	673	18.4%	7.9%	11.2%	11.3%
% of all assessments that were assess and review	153	673	22.7%	26.9%	27.9%	28.6%
% of case starts with a reported IOTN of 3 and Aesthetic Component of 5 or below	0	396	N/A	0.0%	0.1%	0.1%
% of case starts with a reported IOTN of 3 and Aesthetic Component of 6 or above	47	396	11.9%	6.3%	3.8%	4.1%
% of case starts with a reported IOTN of 4	277	396	69.9%	75.0%	78.4%	77.7%
% of case starts with a reported IOTN of 5	61	396	15.4%	17.9%	16.9%	16.8 %
% of concluded courses in receipt of dual-arch fixed appliances	335	358	93.6%	88.7%	76.9%	73.8%
% of concluded courses where treatment was abandoned or discontinued	20	358	5.6%	3.8%	7.0%	7.0%
% of patients satisfied with the treatment they have received	14	14	100.0%	97.4%	96.1%	96.0%

* Figures in italics indicate that the base number is less than 100.

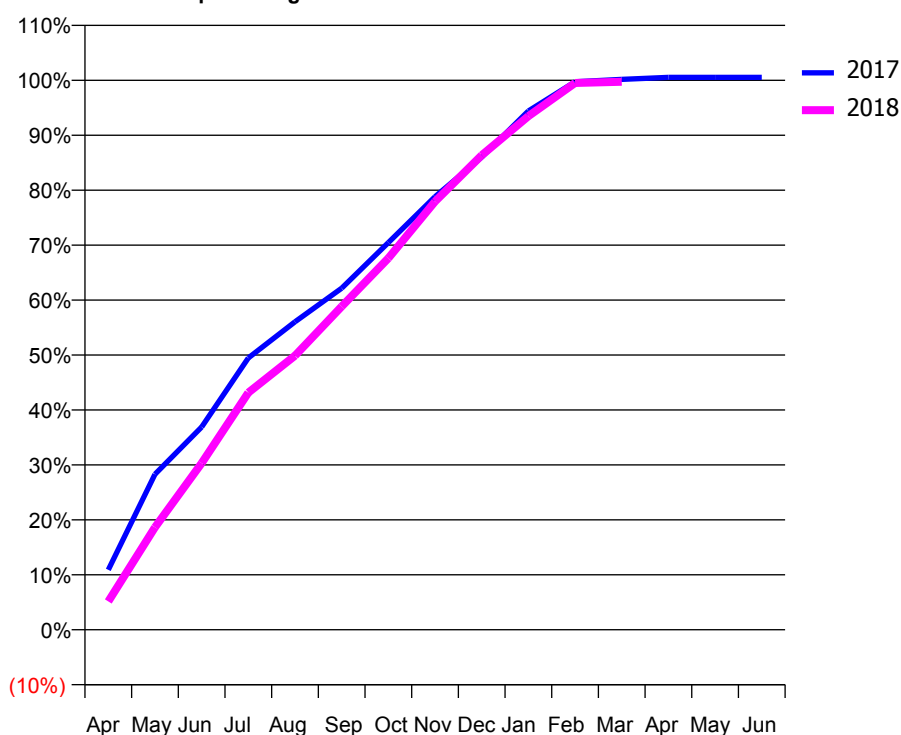
Q44 - Vital Signs Orthodontic At a Glance Contract Report for 187445/0001 - March 2018

Name or company name	Russell, Cumberbirch and Hain	17/18 Contracted general activity (UDA)	0
Contract type name	PDS Contract	Carry forward general activity (UDA)	0
Purpose of contract	General and Orthodontic	17/18 Contracted orthodontic activity (UOA)	13,029
Contract start date	01/04/2012	Carry forward orthodontic activity (UOA)	0
Contract end date	31/03/2019	Baseline contract value	£879,325.99

ACCESS	Contract	England and Wales
24 month ratio of assessments to patient IDs	1.00	1.04

ACTIVITY	Contract
Contract assess and fit appliances (case starts) as a percentage of Area Team case starts	10.6 %

Cumulative percentage of contracted UOA delivered 2017 & 2018



Month	Adjusted Scheduled Activity (UOA)		
	2016	2017	2018
April	683	1,422	672
May	1,955	3,688	2,431
June	3,022	4,806	3,951
July	5,026	6,445	5,623
August	6,172	7,302	6,498
September	7,167	8,098	7,667
October	8,844	9,180	8,809
November	9,873	10,269	10,153
December	11,055	11,208	11,252
January	11,775	12,302	12,178
February	12,707	12,992	12,964
March	12,780	13,049	12,994
April	13,126	13,098	
May	13,169	13,098	
June	13,171	13,098	

QUALITY (rolling 12 month period)

	Contract Quantity	Contract Base Number	Contract *	Area Team	Region	England
% of all assessments that were assess and fit appliances (case starts)	616	823	74.8%	65.2%	60.9%	60.1%
% of all assessments that were assess and refuse	45	823	5.5%	7.9%	11.2%	11.3%
% of all assessments that were assess and review	162	823	19.7%	26.9%	27.9%	28.6%
% of case starts with a reported IOTN of 3 and Aesthetic Component of 5 or below	0	616	N/A	0.0%	0.1%	0.1%
% of case starts with a reported IOTN of 3 and Aesthetic Component of 6 or above	51	616	8.3%	6.3%	3.8%	4.1%
% of case starts with a reported IOTN of 4	443	616	71.9%	75.0%	78.4%	77.7%
% of case starts with a reported IOTN of 5	115	616	18.7%	17.9%	16.9%	16.8%
% of concluded courses in receipt of dual-arch fixed appliances	478	592	80.7%	88.7%	76.9%	73.8%
% of concluded courses where treatment was abandoned or discontinued	26	592	4.4%	3.8%	7.0%	7.0%
% of patients satisfied with the treatment they have received	21	21	100.0%	97.4%	96.1%	96.0%

* Figures in italics indicate that the base number is less than 100.

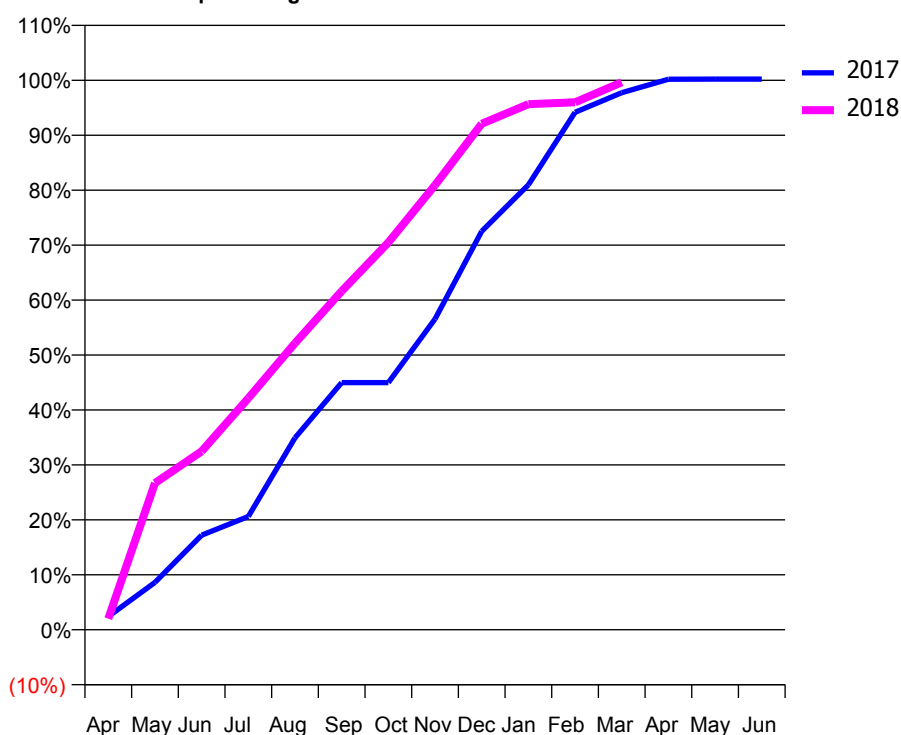
Q44 - Vital Signs Orthodontic At a Glance Contract Report for 194468/0001 - March 2018

Name or company name	West House (AOM) LTD	17/18 Contracted general activity (UDA)	0
Contract type name	PDS Contract	Carry forward general activity (UDA)	0
Purpose of contract	General and Orthodontic	17/18 Contracted orthodontic activity (UOA)	9,614
Contract start date	01/04/2011	Carry forward orthodontic activity (UOA)	0
Contract end date	31/03/2019	Baseline contract value	£631,483.41

ACCESS	Contract	England and Wales
24 month ratio of assessments to patient IDs	1.02	1.04

ACTIVITY	Contract
Contract assess and fit appliances (case starts) as a percentage of Area Team case starts	7.8 %

Cumulative percentage of contracted UOA delivered 2017 & 2018



Month	Adjusted Scheduled Activity (UOA)		
	2016	2017	2018
April	46	233	195
May	2,500	830	2,567
June	3,022	1,655	3,124
July	4,293	1,981	4,051
August	4,806	3,358	5,015
September	5,859	4,325	5,924
October	6,802	4,325	6,776
November	7,489	5,436	7,778
December	8,696	6,973	8,852
January	8,734	7,783	9,196
February	9,536	9,054	9,229
March	9,576	9,397	9,577
April	9,629	9,633	
May	9,633	9,635	
June	9,633	9,635	

QUALITY (rolling 12 month period)

	Contract Quantity	Contract Base Number	Contract *	Area Team	Region	England
% of all assessments that were assess and fit appliances (case starts)	453	804	56.3%	65.2%	60.9%	60.1%
% of all assessments that were assess and refuse	45	804	5.6%	7.9%	11.2%	11.3%
% of all assessments that were assess and review	306	804	38.1%	26.9%	27.9%	28.6%
% of case starts with a reported IOTN of 3 and Aesthetic Component of 5 or below	0	453	N/A	0.0%	0.1%	0.1%
% of case starts with a reported IOTN of 3 and Aesthetic Component of 6 or above	64	453	14.1%	6.3%	3.8%	4.1%
% of case starts with a reported IOTN of 4	315	453	69.5%	75.0%	78.4%	77.7%
% of case starts with a reported IOTN of 5	74	453	16.3%	17.9%	16.9%	16.8 %
% of concluded courses in receipt of dual-arch fixed appliances	359	380	94.5%	88.7%	76.9%	73.8%
% of concluded courses where treatment was abandoned or discontinued	7	380	1.8%	3.8%	7.0%	7.0%
% of patients satisfied with the treatment they have received	8	8	100.0%	97.4%	96.1%	96.0%

* Figures in italics indicate that the base number is less than 100.

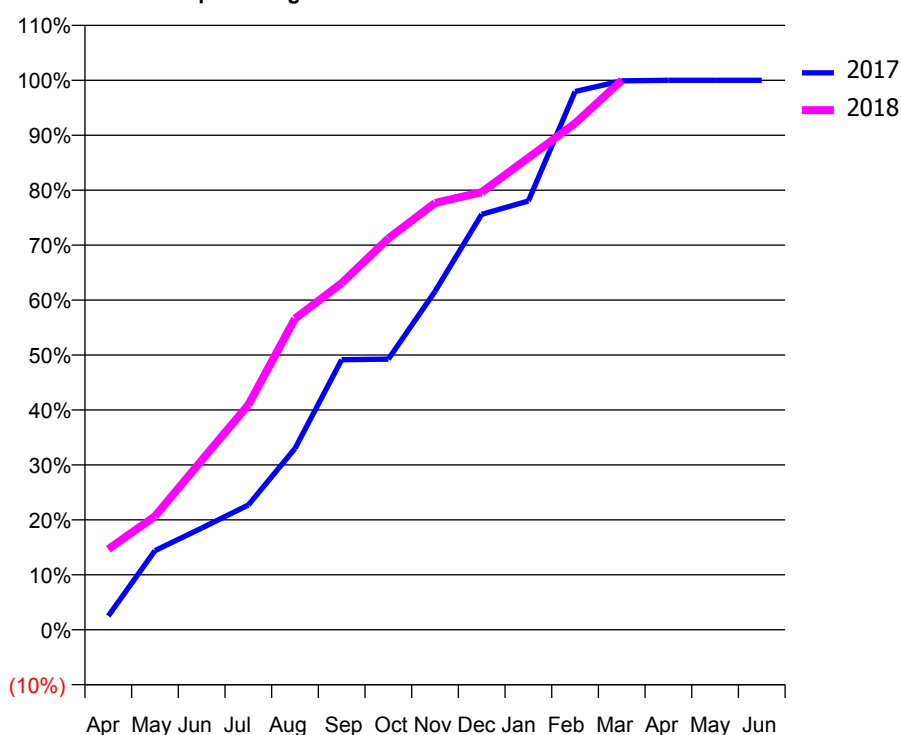
Q44 - Vital Signs Orthodontic At a Glance Contract Report for 210153/0002 - March 2018

Name or company name	Latchford Dental Practice Ltd	17/18 Contracted general activity (UDA)	0
Contract type name	PDS Contract	Carry forward general activity (UDA)	0
Purpose of contract	Orthodontic	17/18 Contracted orthodontic activity (UOA)	1,070
Contract start date	01/04/2006	Carry forward orthodontic activity (UOA)	0
Contract end date	31/03/2019	Baseline contract value	£70,140.85

ACCESS	Contract	England and Wales
24 month ratio of assessments to patient IDs	1.06	1.04

ACTIVITY	Contract
Contract assess and fit appliances (case starts) as a percentage of Area Team case starts	0.8 %

Cumulative percentage of contracted UOA delivered 2017 & 2018



Month	Adjusted Scheduled Activity (UOA)		
	2016	2017	2018
April	294	27	157
May	465	154	221
June	474	198	330
July	560	243	438
August	648	353	606
September	846	526	675
October	888	527	762
November	1,015	659	831
December	1,015	809	852
January	1,036	835	919
February	1,070	1,048	986
March	1,070	1,069	1,070
April	1,070	1,070	
May	1,070	1,070	
June	1,070	1,070	

QUALITY (rolling 12 month period)

	Contract Quantity	Contract Base Number	Contract *	Area Team	Region	England
% of all assessments that were assess and fit appliances (case starts)	49	91	53.8%	65.2%	60.9%	60.1%
% of all assessments that were assess and refuse	6	91	6.6%	7.9%	11.2%	11.3%
% of all assessments that were assess and review	36	91	39.6%	26.9%	27.9%	28.6%
% of case starts with a reported IOTN of 3 and Aesthetic Component of 5 or below	0	49	<i>N/A</i>	0.0%	0.1%	0.1%
% of case starts with a reported IOTN of 3 and Aesthetic Component of 6 or above	3	49	6.1%	6.3%	3.8%	4.1%
% of case starts with a reported IOTN of 4	35	49	71.4%	75.0%	78.4%	77.7%
% of case starts with a reported IOTN of 5	11	49	22.4%	17.9%	16.9%	16.8%
% of concluded courses in receipt of dual-arch fixed appliances	36	43	83.7%	88.7%	76.9%	73.8%
% of concluded courses where treatment was abandoned or discontinued	7	43	16.3%	3.8%	7.0%	7.0%
% of patients satisfied with the treatment they have received	1	1	100.0%	97.4%	96.1%	96.0%

* Figures in italics indicate that the base number is less than 100.

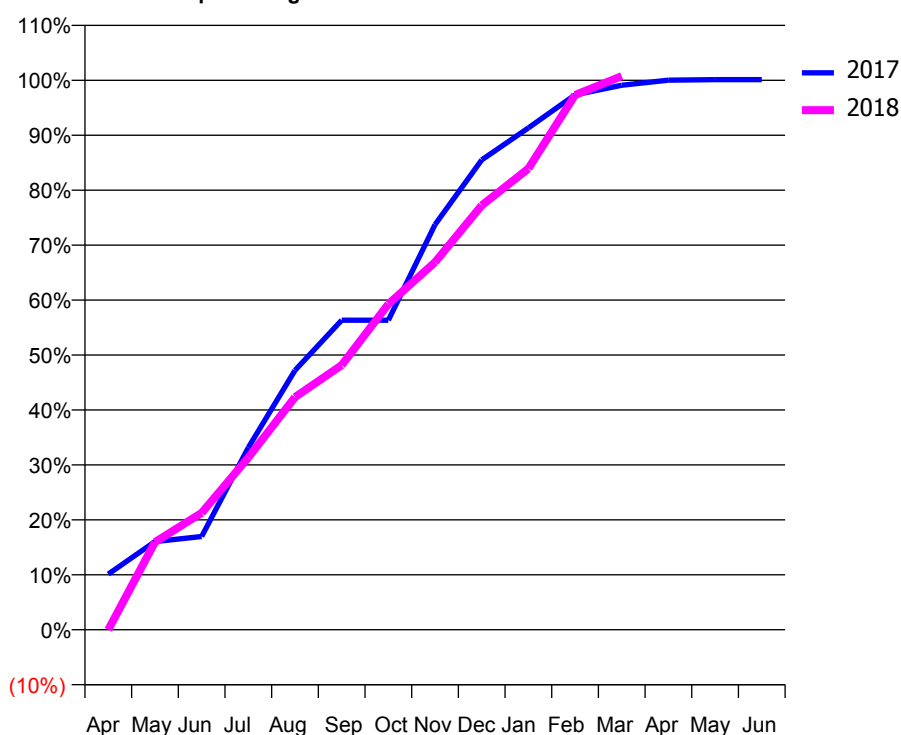
Q44 - Vital Signs Orthodontic At a Glance Contract Report for 336351/0001 - March 2018

Name or company name	MISS MM EVANS	17/18 Contracted general activity (UDA)	0
Contract type name	PDS Contract	Carry forward general activity (UDA)	0
Purpose of contract	General and Orthodontic	17/18 Contracted orthodontic activity (UOA)	2,568
Contract start date	01/04/2006	Carry forward orthodontic activity (UOA)	0
Contract end date	31/03/2019	Baseline contract value	£168,417.37

ACCESS	Contract	England and Wales
24 month ratio of assessments to patient IDs	1.00	1.04

ACTIVITY	Contract
Contract assess and fit appliances (case starts) as a percentage of Area Team case starts	2.1 %

Cumulative percentage of contracted UOA delivered 2017 & 2018



Month	Adjusted Scheduled Activity (UOA)		
	2016	2017	2018
April	0	260	0
May	326	412	410
June	458	436	546
July	921	852	805
August	1,074	1,213	1,087
September	1,313	1,447	1,237
October	1,512	1,447	1,522
November	1,705	1,894	1,718
December	2,028	2,196	1,983
January	2,049	2,346	2,155
February	2,416	2,500	2,499
March	2,568	2,545	2,587
April	2,573	2,569	
May	2,573	2,571	
June	2,573	2,571	

QUALITY (rolling 12 month period)

	Contract Quantity	Contract Base Number	Contract *	Area Team	Region	England
% of all assessments that were assess and fit appliances (case starts)	122	207	58.9%	65.2%	60.9%	60.1%
% of all assessments that were assess and refuse	19	207	9.2%	7.9%	11.2%	11.3%
% of all assessments that were assess and review	66	207	31.9%	26.9%	27.9%	28.6%
% of case starts with a reported IOTN of 3 and Aesthetic Component of 5 or below	1	122	0.8%	0.0%	0.1%	0.1%
% of case starts with a reported IOTN of 3 and Aesthetic Component of 6 or above	0	122	N/A	6.3%	3.8%	4.1%
% of case starts with a reported IOTN of 4	97	122	79.5%	75.0%	78.4%	77.7%
% of case starts with a reported IOTN of 5	13	122	10.7%	17.9%	16.9%	16.8%
% of concluded courses in receipt of dual-arch fixed appliances	120	127	94.5%	88.7%	76.9%	73.8%
% of concluded courses where treatment was abandoned or discontinued	6	127	4.7%	3.8%	7.0%	7.0%
% of patients satisfied with the treatment they have received	1	1	100.0%	97.4%	96.1%	96.0%

* Figures in italics indicate that the base number is less than 100.

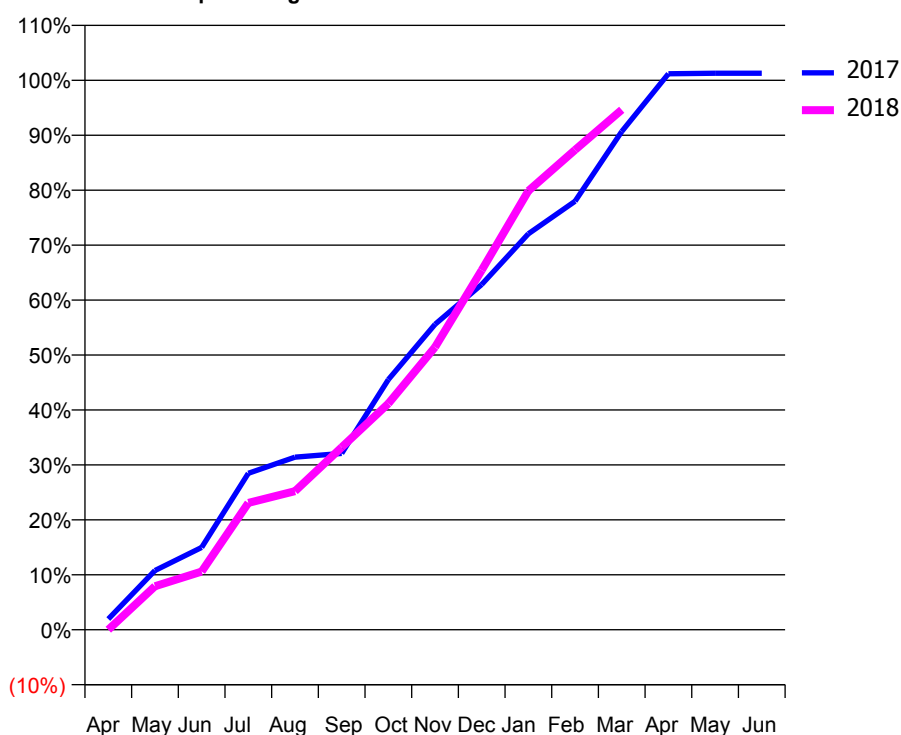
Q44 - Vital Signs Orthodontic At a Glance Contract Report for 363340/0007 - March 2018

Name or company name	MISS SA HEPENSTAL	17/18 Contracted general activity (UDA)	0
Contract type name	PDS Contract	Carry forward general activity (UDA)	0
Purpose of contract	General and Orthodontic	17/18 Contracted orthodontic activity (UOA)	3,235
Contract start date	01/01/2011	Carry forward orthodontic activity (UOA)	0
Contract end date	31/03/2019	Baseline contract value	£219,667.25

ACCESS	Contract	England and Wales
24 month ratio of assessments to patient IDs	1.01	1.04

ACTIVITY	Contract
Contract assess and fit appliances (case starts) as a percentage of Area Team case starts	2.8 %

Cumulative percentage of contracted UOA delivered 2017 & 2018



Month	Adjusted Scheduled Activity (UOA)		
	2016	2017	2018
April	300	63	0
May	485	349	256
June	572	485	343
July	991	921	747
August	1,130	1,016	816
September	1,330	1,038	1,074
October	1,715	1,473	1,332
November	2,003	1,798	1,664
December	2,258	2,033	2,117
January	2,365	2,331	2,584
February	2,715	2,523	2,825
March	2,999	2,933	3,061
April	3,207	3,273	
May	3,207	3,276	
June	3,207	3,276	

QUALITY (rolling 12 month period)	Contract Quantity	Contract Base Number	Contract *	Area Team	Region	England
% of all assessments that were assess and fit appliances (case starts)	162	253	64.0%	65.2%	60.9%	60.1%
% of all assessments that were assess and refuse	16	253	6.3%	7.9%	11.2%	11.3%
% of all assessments that were assess and review	75	253	29.6%	26.9%	27.9%	28.6%
% of case starts with a reported IOTN of 3 and Aesthetic Component of 5 or below	0	162	N/A	0.0%	0.1%	0.1%
% of case starts with a reported IOTN of 3 and Aesthetic Component of 6 or above	1	162	0.6%	6.3%	3.8%	4.1%
% of case starts with a reported IOTN of 4	107	162	66.0%	75.0%	78.4%	77.7%
% of case starts with a reported IOTN of 5	53	162	32.7%	17.9%	16.9%	16.8 %
% of concluded courses in receipt of dual-arch fixed appliances	136	148	91.9%	88.7%	76.9%	73.8%
% of concluded courses where treatment was abandoned or discontinued	3	148	2.0%	3.8%	7.0%	7.0%
% of patients satisfied with the treatment they have received	7	8	87.5%	97.4%	96.1%	96.0%

* Figures in italics indicate that the base number is less than 100.

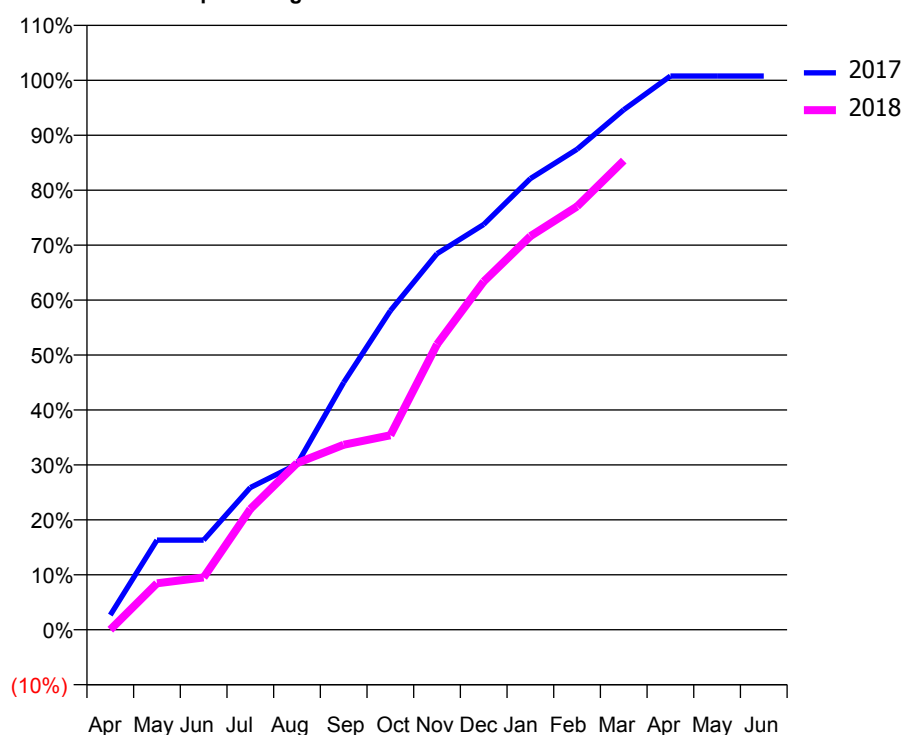
Q44 - Vital Signs Orthodontic At a Glance Contract Report for 675857/0001 - March 2018

Name or company name	MR JW DWYER	17/18 Contracted general activity (UDA)	0
Contract type name	PDS Contract	Carry forward general activity (UDA)	0
Purpose of contract	Orthodontic	17/18 Contracted orthodontic activity (UOA)	2,048
Contract start date	01/04/2010	Carry forward orthodontic activity (UOA)	0
Contract end date	31/03/2019	Baseline contract value	£134,285.10

ACCESS	Contract	England and Wales
24 month ratio of assessments to patient IDs	1.00	1.04

ACTIVITY	Contract
Contract assess and fit appliances (case starts) as a percentage of Area Team case starts	1.5 %

Cumulative percentage of contracted UOA delivered 2017 & 2018



Month	Adjusted Scheduled Activity (UOA)		
	2016	2017	2018
April	83	55	0
May	173	334	173
June	345	334	195
July	497	530	450
August	570	617	621
September	594	922	690
October	733	1,189	725
November	802	1,402	1,064
December	998	1,511	1,298
January	1,045	1,682	1,467
February	1,384	1,791	1,578
March	1,764	1,938	1,749
April	2,040	2,064	
May	2,040	2,064	
June	2,040	2,064	

QUALITY (rolling 12 month period)	Contract Quantity	Contract Base Number	Contract *	Area Team	Region	England
% of all assessments that were assess and fit appliances (case starts)	90	125	72.0%	65.2%	60.9%	60.1%
% of all assessments that were assess and refuse	16	125	12.8%	7.9%	11.2%	11.3%
% of all assessments that were assess and review	19	125	15.2%	26.9%	27.9%	28.6%
% of case starts with a reported IOTN of 3 and Aesthetic Component of 5 or below	0	90	<i>N/A</i>	0.0%	0.1%	0.1%
% of case starts with a reported IOTN of 3 and Aesthetic Component of 6 or above	2	90	2.2%	6.3%	3.8%	4.1%
% of case starts with a reported IOTN of 4	71	90	78.9%	75.0%	78.4%	77.7%
% of case starts with a reported IOTN of 5	17	90	18.9%	17.9%	16.9%	16.8%
% of concluded courses in receipt of dual-arch fixed appliances	80	81	98.8%	88.7%	76.9%	73.8%
% of concluded courses where treatment was abandoned or discontinued	0	81	0.0%	3.8%	7.0%	7.0%
% of patients satisfied with the treatment they have received	3	3	100.0%	97.4%	96.1%	96.0%

* Figures in italics indicate that the base number is less than 100.

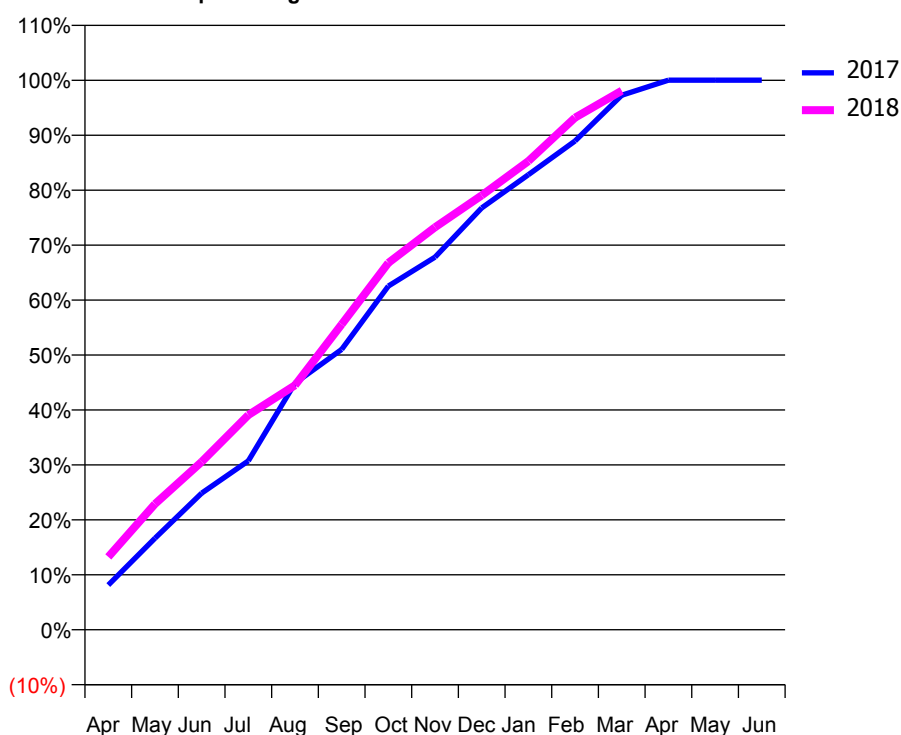
Q44 - Vital Signs Orthodontic At a Glance Contract Report for 678015/0001 - March 2018

Name or company name	MRS MJ BRINDLEY	17/18 Contracted general activity (UDA)	0
Contract type name	PDS Contract	Carry forward general activity (UDA)	0
Purpose of contract	Orthodontic	17/18 Contracted orthodontic activity (UOA)	10,036
Contract start date	13/06/2014	Carry forward orthodontic activity (UOA)	0
Contract end date	31/03/2019	Baseline contract value	£684,249.62

ACCESS	Contract	England and Wales
24 month ratio of assessments to patient IDs	1.01	1.04

ACTIVITY	Contract
Contract assess and fit appliances (case starts) as a percentage of Area Team case starts	8.1 %

Cumulative percentage of contracted UOA delivered 2017 & 2018



Month	Adjusted Scheduled Activity (UOA)		
	2016	2017	2018
April	534	818	1,331
May	1,103	1,671	2,298
June	1,504	2,495	3,068
July	2,198	3,085	3,923
August	2,988	4,505	4,466
September	3,812	5,121	5,579
October	4,917	6,277	6,701
November	5,916	6,806	7,352
December	7,433	7,705	7,933
January	7,905	8,311	8,559
February	9,101	8,926	9,354
March	9,975	9,763	9,845
April	10,036	10,037	
May	10,036	10,037	
June	10,036	10,037	

QUALITY (rolling 12 month period)

	Contract Quantity	Contract Base Number	Contract *	Area Team	Region	England
% of all assessments that were assess and fit appliances (case starts)	475	702	67.7%	65.2%	60.9%	60.1%
% of all assessments that were assess and refuse	67	702	9.5%	7.9%	11.2%	11.3%
% of all assessments that were assess and review	160	702	22.8%	26.9%	27.9%	28.6%
% of case starts with a reported IOTN of 3 and Aesthetic Component of 5 or below	0	475	N/A	0.0%	0.1%	0.1%
% of case starts with a reported IOTN of 3 and Aesthetic Component of 6 or above	31	475	6.5%	6.3%	3.8%	4.1%
% of case starts with a reported IOTN of 4	340	475	71.6%	75.0%	78.4%	77.7%
% of case starts with a reported IOTN of 5	103	475	21.7%	17.9%	16.9%	16.8%
% of concluded courses in receipt of dual-arch fixed appliances	439	473	92.8%	88.7%	76.9%	73.8%
% of concluded courses where treatment was abandoned or discontinued	25	473	5.3%	3.8%	7.0%	7.0%
% of patients satisfied with the treatment they have received	16	16	100.0%	97.4%	96.1%	96.0%

* Figures in italics indicate that the base number is less than 100.

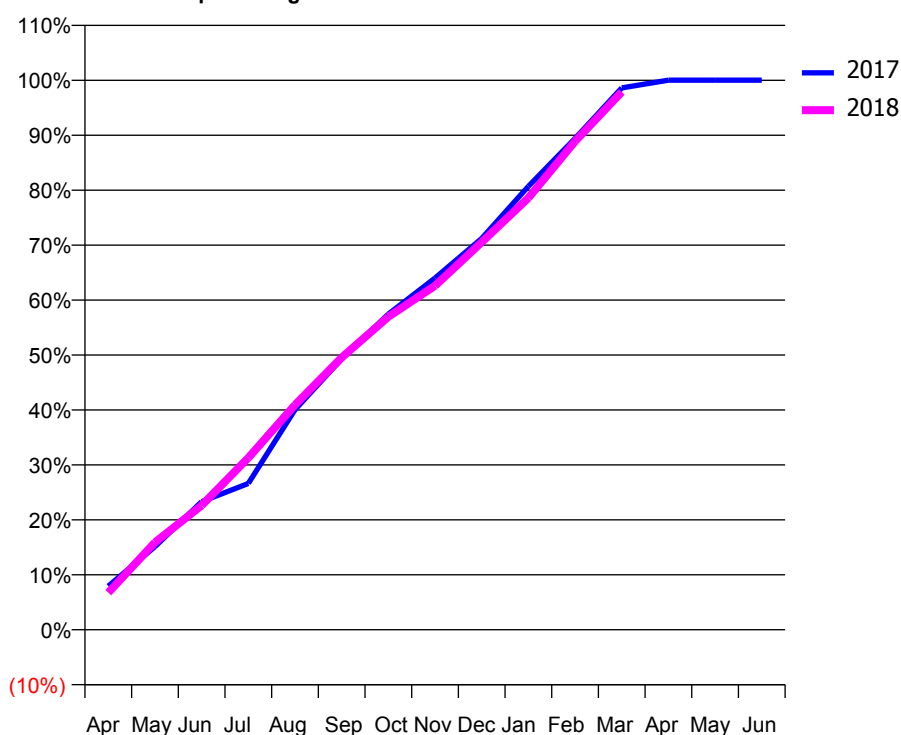
Q44 - Vital Signs Orthodontic At a Glance Contract Report for 678015/0002 - March 2018

Name or company name	MRS MJ BRINDLEY	17/18 Contracted general activity (UDA)	0
Contract type name	PDS Contract	Carry forward general activity (UDA)	0
Purpose of contract	Orthodontic	17/18 Contracted orthodontic activity (UOA)	10,000
Contract start date	13/06/2014	Carry forward orthodontic activity (UOA)	0
Contract end date	31/03/2019	Baseline contract value	£588,331.12

ACCESS	Contract	England and Wales
24 month ratio of assessments to patient IDs	1.02	1.04

ACTIVITY	Contract
Contract assess and fit appliances (case starts) as a percentage of Area Team case starts	7.9 %

Cumulative percentage of contracted UOA delivered 2017 & 2018



Month	Adjusted Scheduled Activity (UOA)		
	2016	2017	2018
April	420	795	675
May	801	1,514	1,590
June	1,178	2,332	2,263
July	2,067	2,663	3,130
August	2,642	4,006	4,093
September	3,384	4,930	4,954
October	4,284	5,744	5,696
November	5,086	6,400	6,259
December	6,038	7,120	7,053
January	6,538	8,071	7,858
February	8,474	8,940	8,887
March	9,662	9,860	9,789
April	9,979	10,001	
May	10,000	10,001	
June	10,000	10,001	

QUALITY (rolling 12 month period)

	Contract Quantity	Contract Base Number	Contract *	Area Team	Region	England
% of all assessments that were assess and fit appliances (case starts)	462	765	60.4%	65.2%	60.9%	60.1%
% of all assessments that were assess and refuse	100	765	13.1%	7.9%	11.2%	11.3%
% of all assessments that were assess and review	203	765	26.5%	26.9%	27.9%	28.6%
% of case starts with a reported IOTN of 3 and Aesthetic Component of 5 or below	0	462	N/A	0.0%	0.1%	0.1%
% of case starts with a reported IOTN of 3 and Aesthetic Component of 6 or above	33	462	7.1%	6.3%	3.8%	4.1%
% of case starts with a reported IOTN of 4	329	462	71.2%	75.0%	78.4%	77.7%
% of case starts with a reported IOTN of 5	98	462	21.2%	17.9%	16.9%	16.8 %
% of concluded courses in receipt of dual-arch fixed appliances	454	486	93.4%	88.7%	76.9%	73.8%
% of concluded courses where treatment was abandoned or discontinued	18	486	3.7%	3.8%	7.0%	7.0%
% of patients satisfied with the treatment they have received	20	20	100.0%	97.4%	96.1%	96.0%

* Figures in italics indicate that the base number is less than 100.

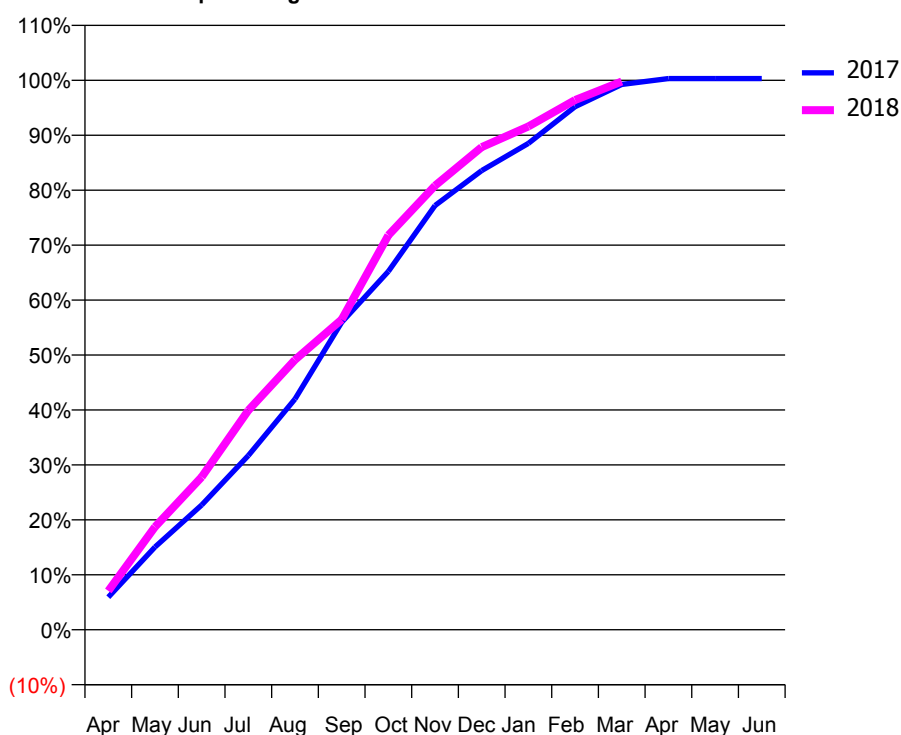
Q44 - Vital Signs Orthodontic At a Glance Contract Report for 736422/0001 - March 2018

Name or company name	MR CI LOWE	17/18 Contracted general activity (UDA)	0
Contract type name	PDS Contract	Carry forward general activity (UDA)	0
Purpose of contract	General and Orthodontic	17/18 Contracted orthodontic activity (UOA)	16,355
Contract start date	01/04/2006	Carry forward orthodontic activity (UOA)	0
Contract end date	31/03/2019	Baseline contract value	£1,132,856.31

ACCESS	Contract	England and Wales
24 month ratio of assessments to patient IDs	1.02	1.04

ACTIVITY	Contract
Contract assess and fit appliances (case starts) as a percentage of Area Team case starts	13.5 %

Cumulative percentage of contracted UOA delivered 2017 & 2018



Month	Adjusted Scheduled Activity (UOA)		
	2016	2017	2018
April	1,096	969	1,155
May	3,429	2,463	3,060
June	4,568	3,714	4,548
July	6,879	5,187	6,532
August	8,443	6,867	8,034
September	10,214	9,151	9,232
October	11,779	10,665	11,743
November	12,773	12,627	13,218
December	14,059	13,666	14,365
January	14,580	14,475	14,982
February	15,443	15,569	15,766
March	16,149	16,229	16,317
April	16,378	16,405	
May	16,378	16,405	
June	16,378	16,405	

QUALITY (rolling 12 month period)

	Contract Quantity	Contract Base Number	Contract *	Area Team	Region	England
% of all assessments that were assess and fit appliances (case starts)	786	947	83.0%	65.2%	60.9%	60.1%
% of all assessments that were assess and refuse	30	947	3.2%	7.9%	11.2%	11.3%
% of all assessments that were assess and review	131	947	13.8%	26.9%	27.9%	28.6%
% of case starts with a reported IOTN of 3 and Aesthetic Component of 5 or below	0	786	N/A	0.0%	0.1%	0.1%
% of case starts with a reported IOTN of 3 and Aesthetic Component of 6 or above	33	786	4.2%	6.3%	3.8%	4.1%
% of case starts with a reported IOTN of 4	593	786	75.4%	75.0%	78.4%	77.7%
% of case starts with a reported IOTN of 5	156	786	19.8%	17.9%	16.9%	16.8 %
% of concluded courses in receipt of dual-arch fixed appliances	637	707	90.1%	88.7%	76.9%	73.8%
% of concluded courses where treatment was abandoned or discontinued	46	707	6.5%	3.8%	7.0%	7.0%
% of patients satisfied with the treatment they have received	26	26	100.0%	97.4%	96.1%	96.0%

* Figures in italics indicate that the base number is less than 100.

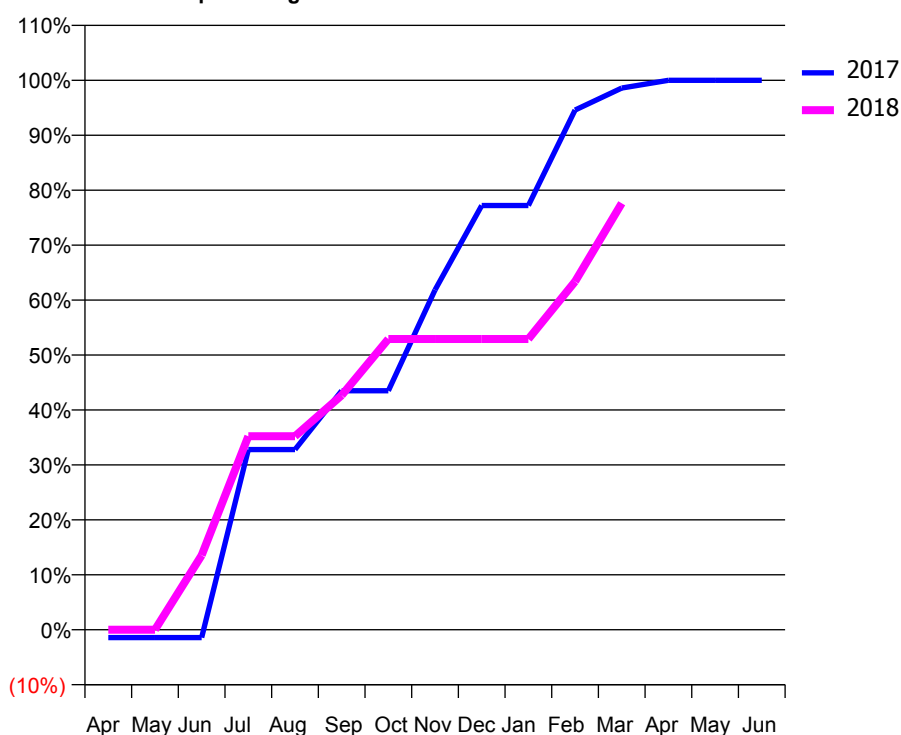
Q44 - Vital Signs Orthodontic At a Glance Contract Report for 745596/0001 - March 2018

Name or company name	MR JP MEISNER	17/18 Contracted general activity (UDA)	0
Contract type name	PDS Contract	Carry forward general activity (UDA)	0
Purpose of contract	Orthodontic	17/18 Contracted orthodontic activity (UOA)	3,131
Contract start date	01/04/2006	Carry forward orthodontic activity (UOA)	0
Contract end date	31/03/2019	Baseline contract value	£205,338.11

ACCESS	Contract	England and Wales
24 month ratio of assessments to patient IDs	1.08	1.04

ACTIVITY	Contract
Contract assess and fit appliances (case starts) as a percentage of Area Team case starts	2.1 %

Cumulative percentage of contracted UOA delivered 2017 & 2018



Month	Adjusted Scheduled Activity (UOA)		
	2016	2017	2018
April	0	-45	0
May	25	-45	0
June	201	-45	424
July	717	1,027	1,103
August	1,213	1,027	1,103
September	1,326	1,362	1,336
October	1,895	1,362	1,657
November	2,088	1,936	1,657
December	2,550	2,417	1,657
January	2,639	2,417	1,657
February	2,639	2,961	1,984
March	3,109	3,087	2,430
April	3,109	3,131	
May	3,109	3,131	
June	3,109	3,131	

QUALITY (rolling 12 month period)

	Contract Quantity	Contract Base Number	Contract *	Area Team	Region	England
% of all assessments that were assess and fit appliances (case starts)	125	186	67.2%	65.2%	60.9%	60.1%
% of all assessments that were assess and refuse	14	186	7.5%	7.9%	11.2%	11.3%
% of all assessments that were assess and review	47	186	25.3%	26.9%	27.9%	28.6%
% of case starts with a reported IOTN of 3 and Aesthetic Component of 5 or below	0	125	N/A	0.0%	0.1%	0.1%
% of case starts with a reported IOTN of 3 and Aesthetic Component of 6 or above	1	125	0.8%	6.3%	3.8%	4.1%
% of case starts with a reported IOTN of 4	97	125	77.6%	75.0%	78.4%	77.7%
% of case starts with a reported IOTN of 5	26	125	20.8%	17.9%	16.9%	16.8%
% of concluded courses in receipt of dual-arch fixed appliances	83	95	87.4%	88.7%	76.9%	73.8%
% of concluded courses where treatment was abandoned or discontinued	2	95	2.1%	3.8%	7.0%	7.0%
% of patients satisfied with the treatment they have received	2	2	100.0%	97.4%	96.1%	96.0%

* Figures in italics indicate that the base number is less than 100.

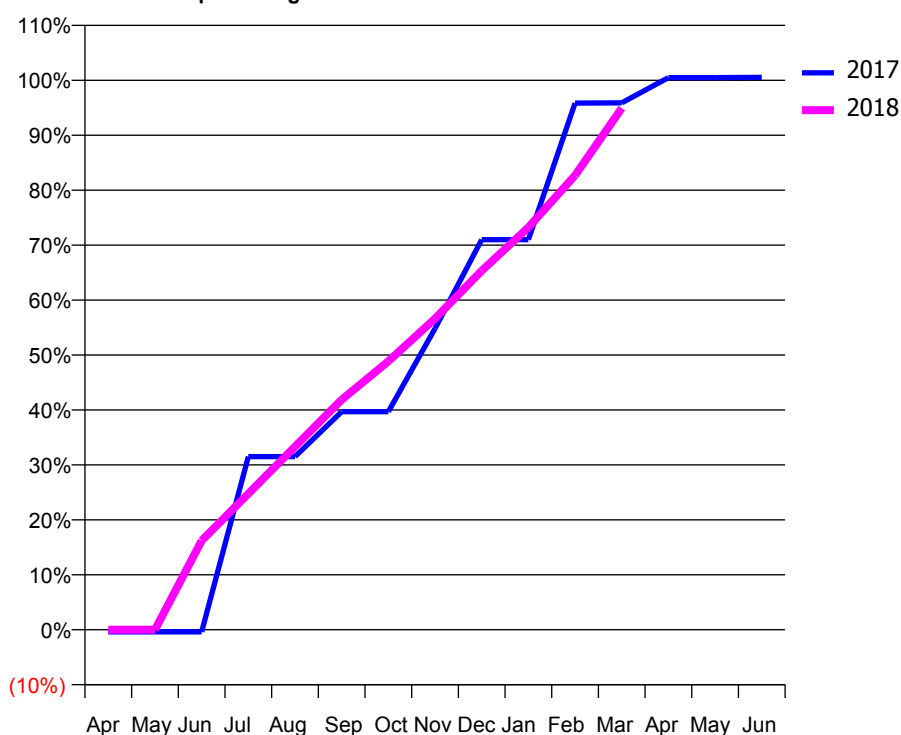
Q44 - Vital Signs Orthodontic At a Glance Contract Report for 745596/0002 - March 2018

Name or company name	MR JP MEISNER	17/18 Contracted general activity (UDA)	0
Contract type name	PDS Contract	Carry forward general activity (UDA)	0
Purpose of contract	General and Orthodontic	17/18 Contracted orthodontic activity (UOA)	2,479
Contract start date	01/04/2006	Carry forward orthodontic activity (UOA)	0
Contract end date	31/03/2019	Baseline contract value	£152,146.22

ACCESS	Contract	England and Wales
24 month ratio of assessments to patient IDs	1.01	1.04

ACTIVITY	Contract
Contract assess and fit appliances (case starts) as a percentage of Area Team case starts	2.0 %

Cumulative percentage of contracted UOA delivered 2017 & 2018



Month	Adjusted Scheduled Activity (UOA)		
	2016	2017	2018
April	0	-10	0
May	0	-10	0
June	1,004	-10	402
July	1,257	781	614
August	1,453	781	826
September	1,453	984	1,038
October	1,764	984	1,211
November	2,005	1,359	1,404
December	2,488	1,760	1,620
January	2,491	1,760	1,815
February	2,491	2,376	2,050
March	2,491	2,377	2,353
April	2,491	2,491	
May	2,491	2,491	
June	2,491	2,492	

QUALITY (rolling 12 month period)

	Contract Quantity	Contract Base Number	Contract *	Area Team	Region	England
% of all assessments that were assess and fit appliances (case starts)	115	168	68.5%	65.2%	60.9%	60.1%
% of all assessments that were assess and refuse	15	168	8.9%	7.9%	11.2%	11.3%
% of all assessments that were assess and review	38	168	22.6%	26.9%	27.9%	28.6%
% of case starts with a reported IOTN of 3 and Aesthetic Component of 5 or below	0	115	N/A	0.0%	0.1%	0.1%
% of case starts with a reported IOTN of 3 and Aesthetic Component of 6 or above	8	115	7.0%	6.3%	3.8%	4.1%
% of case starts with a reported IOTN of 4	76	115	66.1%	75.0%	78.4%	77.7%
% of case starts with a reported IOTN of 5	31	115	27.0%	17.9%	16.9%	16.8%
% of concluded courses in receipt of dual-arch fixed appliances	90	107	84.1%	88.7%	76.9%	73.8%
% of concluded courses where treatment was abandoned or discontinued	6	107	5.6%	3.8%	7.0%	7.0%
% of patients satisfied with the treatment they have received	2	2	100.0%	97.4%	96.1%	96.0%

* Figures in italics indicate that the base number is less than 100.

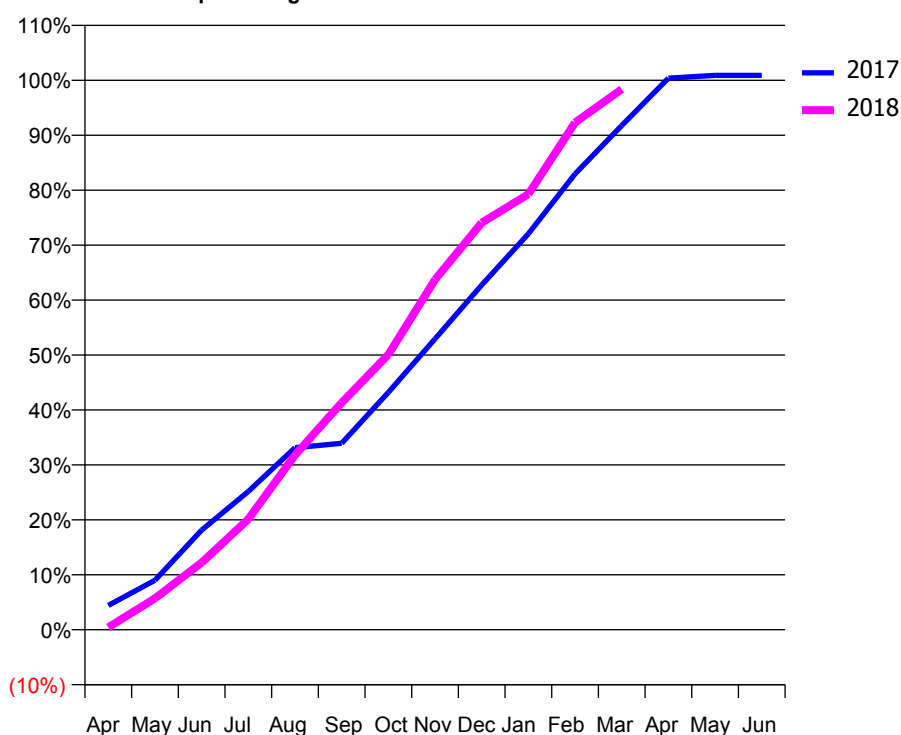
Q44 - Vital Signs Orthodontic At a Glance Contract Report for 751928/0001 - March 2018

Name or company name	MISS JR GLEDHILL	17/18 Contracted general activity (UDA)	0
Contract type name	PDS Contract	Carry forward general activity (UDA)	0
Purpose of contract	General and Orthodontic	17/18 Contracted orthodontic activity (UOA)	11,958
Contract start date	01/04/2006	Carry forward orthodontic activity (UOA)	0
Contract end date	31/03/2019	Baseline contract value	£802,502.93

ACCESS	Contract	England and Wales
24 month ratio of assessments to patient IDs	1.06	1.04

ACTIVITY	Contract
Contract assess and fit appliances (case starts) as a percentage of Area Team case starts	10.4 %

Cumulative percentage of contracted UOA delivered 2017 & 2018



Month	Adjusted Scheduled Activity (UOA)		
	2016	2017	2018
April	124	531	54
May	3,020	1,079	682
June	3,580	2,168	1,461
July	4,710	3,010	2,408
August	5,221	3,963	3,802
September	6,186	4,059	4,939
October	7,054	5,167	5,988
November	7,762	6,331	7,620
December	8,989	7,502	8,857
January	9,295	8,617	9,478
February	11,028	9,919	11,037
March	11,797	10,972	11,762
April	12,063	12,003	
May	12,063	12,064	
June	12,175	12,064	

QUALITY (rolling 12 month period)

	Contract Quantity	Contract Base Number	Contract *	Area Team	Region	England
% of all assessments that were assess and fit appliances (case starts)	605	1,119	54.1%	65.2%	60.9%	60.1%
% of all assessments that were assess and refuse	30	1,119	2.7%	7.9%	11.2%	11.3%
% of all assessments that were assess and review	484	1,119	43.3%	26.9%	27.9%	28.6%
% of case starts with a reported IOTN of 3 and Aesthetic Component of 5 or below	0	605	N/A	0.0%	0.1%	0.1%
% of case starts with a reported IOTN of 3 and Aesthetic Component of 6 or above	28	605	4.6%	6.3%	3.8%	4.1%
% of case starts with a reported IOTN of 4	489	605	80.8%	75.0%	78.4%	77.7%
% of case starts with a reported IOTN of 5	87	605	14.4%	17.9%	16.9%	16.8%
% of concluded courses in receipt of dual-arch fixed appliances	279	484	57.6%	88.7%	76.9%	73.8%
% of concluded courses where treatment was abandoned or discontinued	11	484	2.3%	3.8%	7.0%	7.0%
% of patients satisfied with the treatment they have received	33	34	97.1%	97.4%	96.1%	96.0%

* Figures in italics indicate that the base number is less than 100.

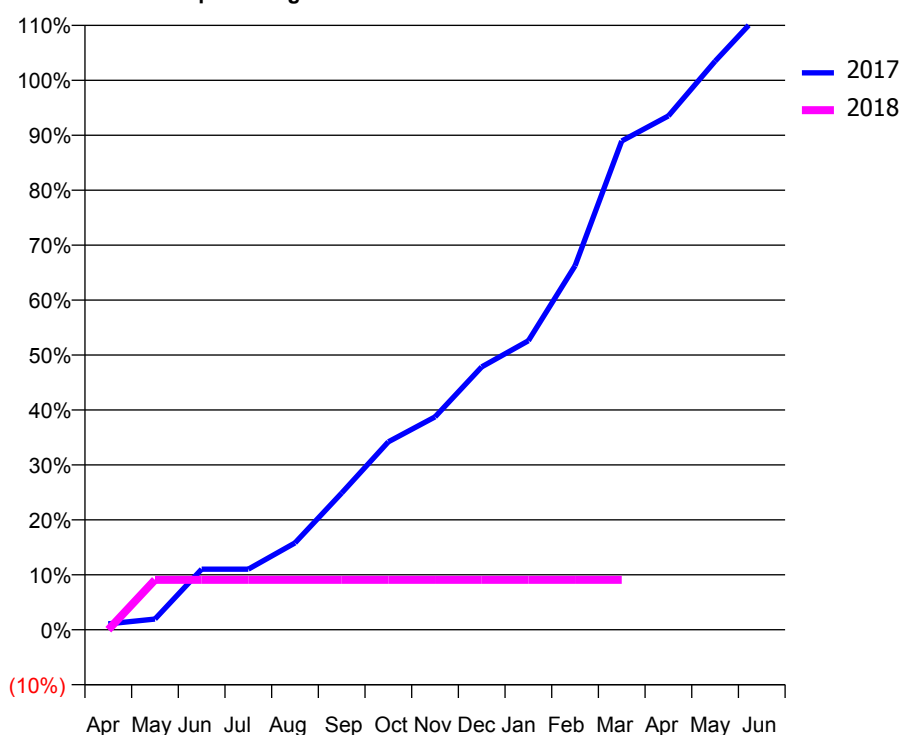
Q44 - Vital Signs Orthodontic At a Glance Contract Report for 811289/0002 - March 2018

Name or company name	MR WD SCOTT	17/18 Contracted general activity (UDA)	0
Contract type name	PDS Contract	Carry forward general activity (UDA)	0
Purpose of contract	General and Orthodontic	17/18 Contracted orthodontic activity (UOA)	231
Contract start date	01/04/2006	Carry forward orthodontic activity (UOA)	0
Contract end date	30/09/2017	Baseline contract value	£14,942.03

ACCESS	Contract	England and Wales
24 month ratio of assessments to patient IDs	1.00	1.04

ACTIVITY	Contract
Contract assess and fit appliances (case starts) as a percentage of Area Team case starts	0.1 %

Cumulative percentage of contracted UOA delivered 2017 & 2018



Month	Adjusted Scheduled Activity (UOA)		
	2016	2017	2018
April	21	5	0
May	106	9	21
June	213	51	21
July	298	51	21
August	320	73	21
September	404	115	21
October	490	158	21
November	512	179	21
December	558	221	21
January	558	243	21
February	558	306	21
March	558	411	21
April	558	432	
May	558	478	
June	558	520	

QUALITY (rolling 12 month period)

	Contract Quantity	Contract Base Number	Contract *	Area Team	Region	England
% of all assessments that were assess and fit appliances (case starts)	7	7	100.0%	65.2%	60.9%	60.1%
% of all assessments that were assess and refuse	0	7	0.0%	7.9%	11.2%	11.3%
% of all assessments that were assess and review	0	7	0.0%	26.9%	27.9%	28.6%
% of case starts with a reported IOTN of 3 and Aesthetic Component of 5 or below	0	7	N/A	0.0%	0.1%	0.1%
% of case starts with a reported IOTN of 3 and Aesthetic Component of 6 or above	1	7	14.3%	6.3%	3.8%	4.1%
% of case starts with a reported IOTN of 4	4	7	57.1%	75.0%	78.4%	77.7%
% of case starts with a reported IOTN of 5	2	7	28.6%	17.9%	16.9%	16.8 %
% of concluded courses in receipt of dual-arch fixed appliances	2	2	100.0%	88.7%	76.9%	73.8%
% of concluded courses where treatment was abandoned or discontinued	0	2	0.0%	3.8%	7.0%	7.0%
% of patients satisfied with the treatment they have received	0	0	N/A	97.4%	96.1%	96.0%

* Figures in italics indicate that the base number is less than 100.

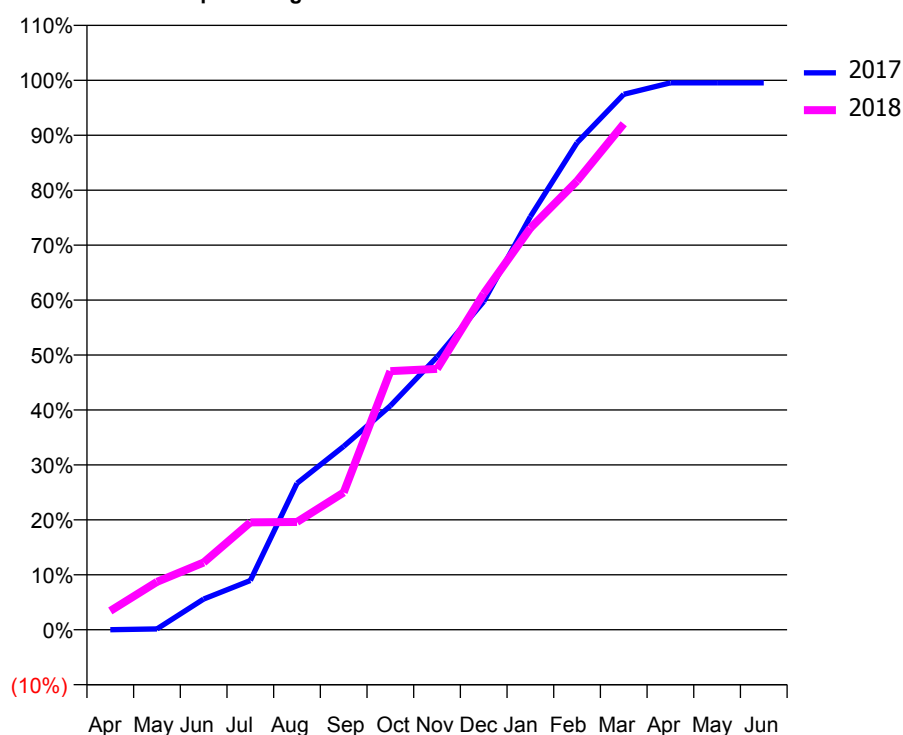
Q45 - Vital Signs Orthodontic At a Glance Contract Report for 101338/0082 - March 2018

Name or company name	Whitecross Dental Care Limited	17/18 Contracted general activity (UDA)	18,500
Contract type name	GDS Contract	Carry forward general activity (UDA)	-105
Purpose of contract	General and Orthodontic	17/18 Contracted orthodontic activity (UOA)	1,249
Contract start date	01/04/2009	Carry forward orthodontic activity (UOA)	0
Contract end date		Baseline contract value	£602,183.50

ACCESS	Contract	England and Wales
24 month ratio of assessments to patient IDs	1.01	1.04

ACTIVITY	Contract
Contract assess and fit appliances (case starts) as a percentage of Area Team case starts	1.4 %

Cumulative percentage of contracted UOA delivered 2017 & 2018



Month	Adjusted Scheduled Activity (UOA)		
	2016	2017	2018
April	88	0	43
May	109	2	109
June	111	70	153
July	326	112	244
August	347	333	245
September	352	417	312
October	364	509	588
November	454	620	593
December	563	746	764
January	690	939	913
February	732	1,107	1,020
March	732	1,217	1,150
April	1,177	1,243	
May	1,261	1,243	
June	1,261	1,243	

QUALITY (rolling 12 month period)

	Contract Quantity	Contract Base Number	Contract *	Area Team	Region	England
% of all assessments that were assess and fit appliances (case starts)	57	85	67.1%	53.1%	60.9%	60.1%
% of all assessments that were assess and refuse	16	85	18.8%	9.9%	11.2%	11.3%
% of all assessments that were assess and review	12	85	14.1%	37.0%	27.9%	28.6%
% of case starts with a reported IOTN of 3 and Aesthetic Component of 5 or below	0	57	N/A	0.1%	0.1%	0.1%
% of case starts with a reported IOTN of 3 and Aesthetic Component of 6 or above	1	57	1.8%	5.9%	3.8%	4.1%
% of case starts with a reported IOTN of 4	49	57	86.0%	74.3%	78.4%	77.7%
% of case starts with a reported IOTN of 5	7	57	12.3%	19.1%	16.9%	16.8 %
% of concluded courses in receipt of dual-arch fixed appliances	6	9	66.7%	85.7%	76.9%	73.8%
% of concluded courses where treatment was abandoned or discontinued	2	9	22.2%	10.3%	7.0%	7.0%
% of patients satisfied with the treatment they have received	3	3	100.0%	97.2%	96.1%	96.0%

* Figures in italics indicate that the base number is less than 100.

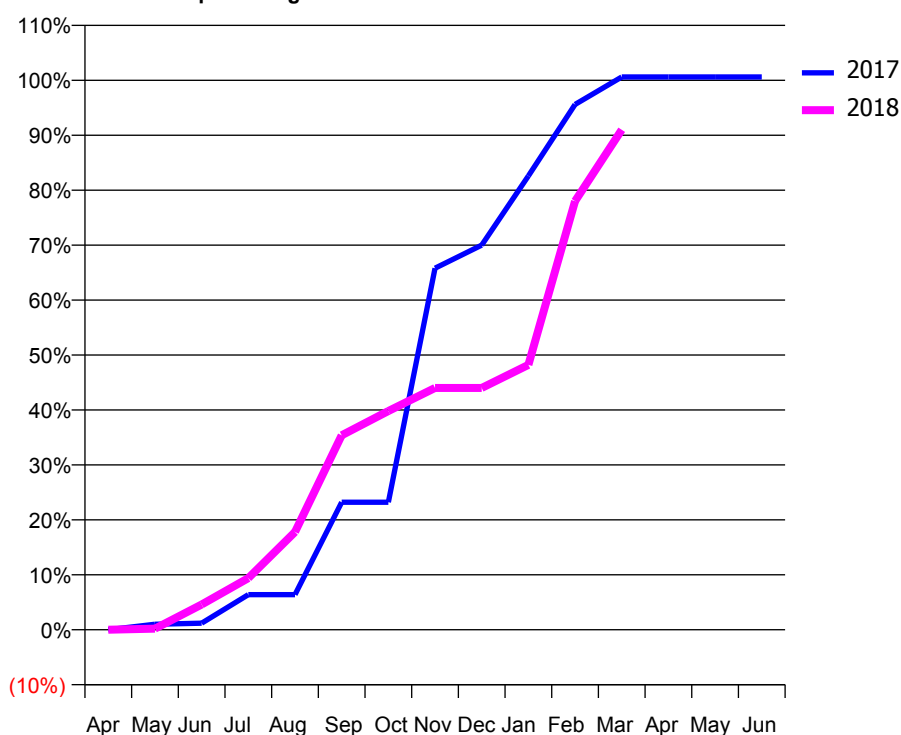
Q45 - Vital Signs Orthodontic At a Glance Contract Report for 101338/0083 - March 2018

Name or company name	Whitecross Dental Care Limited	17/18 Contracted general activity (UDA)	25,906
Contract type name	GDS Contract	Carry forward general activity (UDA)	0
Purpose of contract	General and Orthodontic	17/18 Contracted orthodontic activity (UOA)	500
Contract start date	01/04/2009	Carry forward orthodontic activity (UOA)	0
Contract end date		Baseline contract value	£761,345.36

ACCESS	Contract	England and Wales
24 month ratio of assessments to patient IDs	1.09	1.04

ACTIVITY	Contract
Contract assess and fit appliances (case starts) as a percentage of Area Team case starts	0.5 %

Cumulative percentage of contracted UOA delivered 2017 & 2018



Month	Adjusted Scheduled Activity (UOA)		
	2016	2017	2018
April	-14	0	0
May	-14	5	1
June	-12	6	23
July	31	32	47
August	117	32	89
September	159	116	177
October	182	116	199
November	204	329	220
December	272	350	220
January	272	413	241
February	272	478	390
March	272	503	455
April	486	503	
May	486	503	
June	486	503	

QUALITY (rolling 12 month period)	Contract Quantity	Contract Base Number	Contract *	Area Team	Region	England
% of all assessments that were assess and fit appliances (case starts)	21	36	58.3%	53.1%	60.9%	60.1%
% of all assessments that were assess and refuse	4	36	11.1%	9.9%	11.2%	11.3%
% of all assessments that were assess and review	11	36	30.6%	37.0%	27.9%	28.6%
% of case starts with a reported IOTN of 3 and Aesthetic Component of 5 or below	0	21	N/A	0.1%	0.1%	0.1%
% of case starts with a reported IOTN of 3 and Aesthetic Component of 6 or above	2	21	9.5%	5.9%	3.8%	4.1%
% of case starts with a reported IOTN of 4	18	21	85.7%	74.3%	78.4%	77.7%
% of case starts with a reported IOTN of 5	1	21	4.8%	19.1%	16.9%	16.8%
% of concluded courses in receipt of dual-arch fixed appliances	2	3	66.7%	85.7%	76.9%	73.8%
% of concluded courses where treatment was abandoned or discontinued	0	3	0.0%	10.3%	7.0%	7.0%
% of patients satisfied with the treatment they have received	0	0	N/A	97.2%	96.1%	96.0%

* Figures in italics indicate that the base number is less than 100.

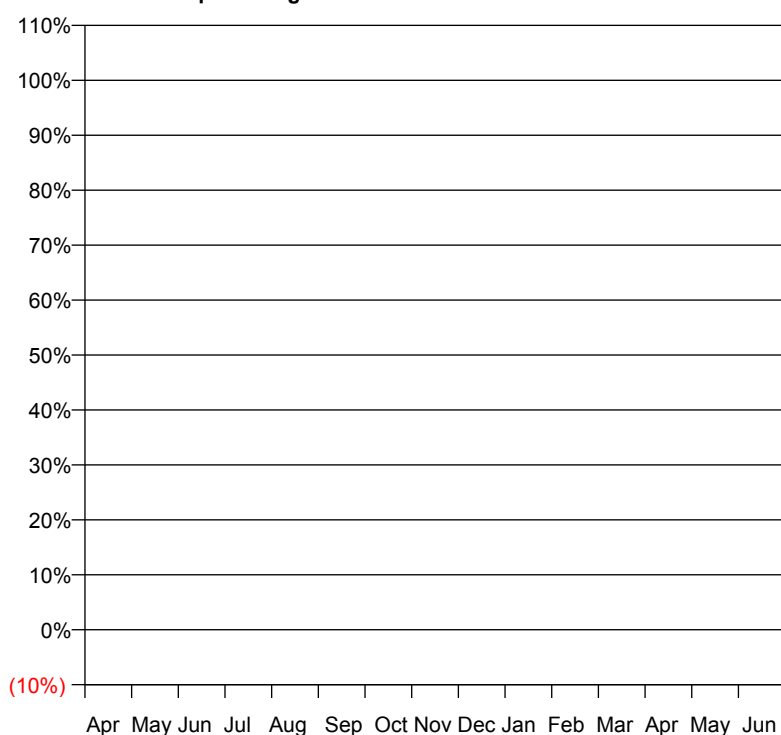
Q45 - Vital Signs Orthodontic At a Glance Contract Report for 122904/0001 - March 2018

Name or company name	Harrowgate Hill Dental Practice	17/18 Contracted general activity (UDA)	18,666
Contract type name	GDS Contract	Carry forward general activity (UDA)	194
Purpose of contract	General	17/18 Contracted orthodontic activity (UOA)	0
Contract start date	01/04/2014	Carry forward orthodontic activity (UOA)	0
Contract end date		Baseline contract value	£479,159.40

ACCESS	Contract	England and Wales
24 month ratio of assessments to patient IDs	1.00	1.04

ACTIVITY	Contract
Contract assess and fit appliances (case starts) as a percentage of Area Team case starts	0.0 %

Cumulative percentage of contracted UOA delivered 2017 & 2018



— 2017
— 2018

Month	Adjusted Scheduled Activity (UOA)		
	2016	2017	2018
April	0	0	0
May	0	0	0
June	0	0	1
July	0	0	1
August	0	0	1
September	0	0	1
October	0	0	1
November	0	0	1
December	0	0	1
January	0	0	1
February	0	0	1
March	0	0	1
April	0	0	
May	0	0	
June	0	0	

QUALITY (rolling 12 month period)

	Contract Quantity	Contract Base Number	Contract *	Area Team	Region	England
% of all assessments that were assess and fit appliances (case starts)	0	1	0.0%	53.1%	60.9%	60.1%
% of all assessments that were assess and refuse	0	1	0.0%	9.9%	11.2%	11.3%
% of all assessments that were assess and review	1	1	100.0%	37.0%	27.9%	28.6%
% of case starts with a reported IOTN of 3 and Aesthetic Component of 5 or below	0	0	N/A	0.1%	0.1%	0.1%
% of case starts with a reported IOTN of 3 and Aesthetic Component of 6 or above	0	0	N/A	5.9%	3.8%	4.1%
% of case starts with a reported IOTN of 4	0	0	N/A	74.3%	78.4%	77.7%
% of case starts with a reported IOTN of 5	0	0	N/A	19.1%	16.9%	16.8 %
% of concluded courses in receipt of dual-arch fixed appliances	0	0	N/A	85.7%	76.9%	73.8%
% of concluded courses where treatment was abandoned or discontinued	0	0	N/A	10.3%	7.0%	7.0%
% of patients satisfied with the treatment they have received	0	0	N/A	97.2%	96.1%	96.0%

* Figures in italics indicate that the base number is less than 100.

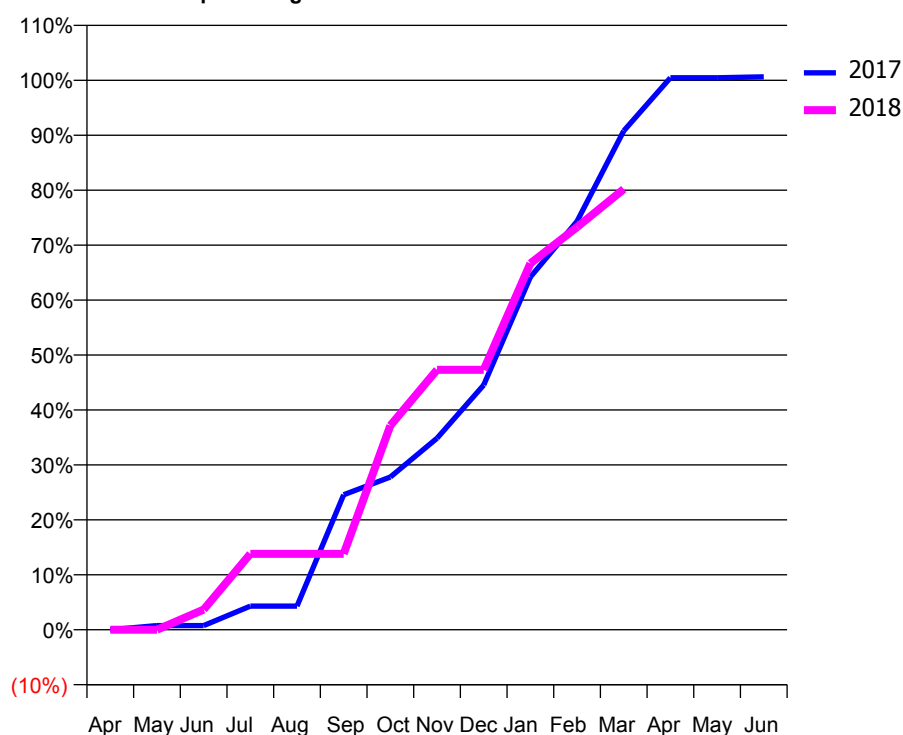
Q45 - Vital Signs Orthodontic At a Glance Contract Report for 127868/0001 - March 2018

Name or company name	Lambert Coutts & Associates Dental Practice Partne	17/18 Contracted general activity (UDA)	17,731
Contract type name	GDS Contract	Carry forward general activity (UDA)	0
Purpose of contract	General and Orthodontic	17/18 Contracted orthodontic activity (UOA)	651
Contract start date	09/10/2011	Carry forward orthodontic activity (UOA)	0
Contract end date		Baseline contract value	£544,057.73

ACCESS	Contract	England and Wales
24 month ratio of assessments to patient IDs	1.04	1.04

ACTIVITY	Contract
Contract assess and fit appliances (case starts) as a percentage of Area Team case starts	0.6 %

Cumulative percentage of contracted UOA delivered 2017 & 2018



Month	Adjusted Scheduled Activity (UOA)		
	2016	2017	2018
April	2	0	0
May	3	5	0
June	46	5	24
July	131	28	90
August	258	28	90
September	321	160	90
October	368	181	242
November	370	227	308
December	415	290	308
January	481	418	434
February	554	484	477
March	556	591	522
April	562	654	
May	562	654	
June	562	655	

QUALITY (rolling 12 month period)	Contract Quantity	Contract Base Number	Contract *	Area Team	Region	England
% of all assessments that were assess and fit appliances (case starts)	27	47	57.4%	53.1%	60.9%	60.1%
% of all assessments that were assess and refuse	10	47	21.3%	9.9%	11.2%	11.3%
% of all assessments that were assess and review	10	47	21.3%	37.0%	27.9%	28.6%
% of case starts with a reported IOTN of 3 and Aesthetic Component of 5 or below	0	27	N/A	0.1%	0.1%	0.1%
% of case starts with a reported IOTN of 3 and Aesthetic Component of 6 or above	2	27	7.4%	5.9%	3.8%	4.1%
% of case starts with a reported IOTN of 4	21	27	77.8%	74.3%	78.4%	77.7%
% of case starts with a reported IOTN of 5	4	27	14.8%	19.1%	16.9%	16.8 %
% of concluded courses in receipt of dual-arch fixed appliances	0	0	N/A	85.7%	76.9%	73.8%
% of concluded courses where treatment was abandoned or discontinued	0	0	N/A	10.3%	7.0%	7.0%
% of patients satisfied with the treatment they have received	1	1	100.0%	97.2%	96.1%	96.0%

* Figures in italics indicate that the base number is less than 100.

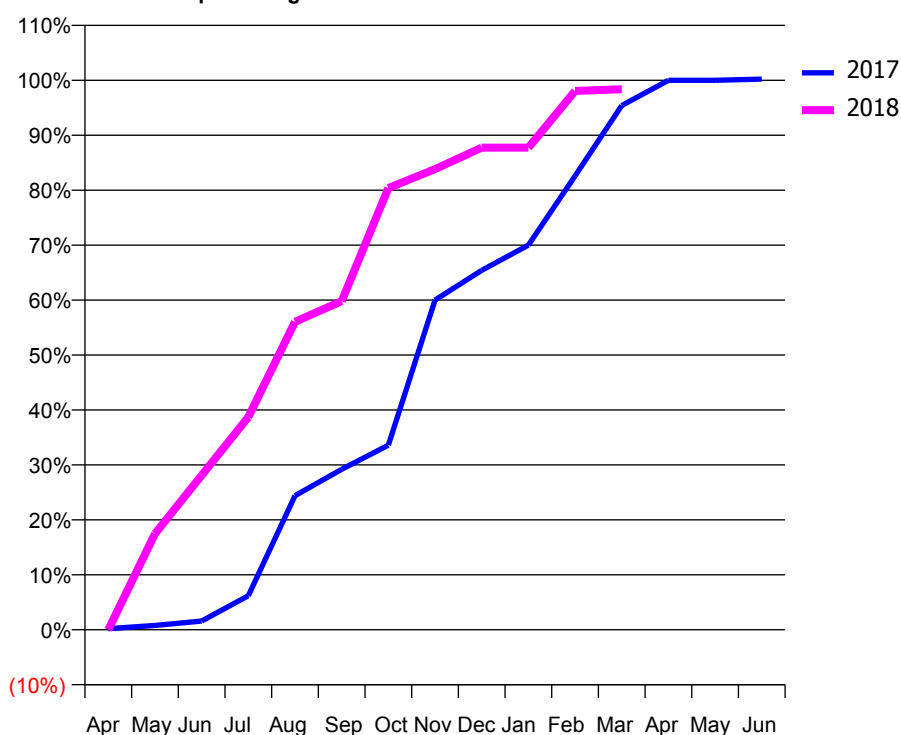
Q45 - Vital Signs Orthodontic At a Glance Contract Report for 131091/0003 - March 2018

Name or company name	Roseberry Dental Practice	17/18 Contracted general activity (UDA)	14,584
Contract type name	GDS Contract	Carry forward general activity (UDA)	-288
Purpose of contract	General and Orthodontic	17/18 Contracted orthodontic activity (UOA)	612
Contract start date	03/05/2015	Carry forward orthodontic activity (UOA)	0
Contract end date		Baseline contract value	£496,743.07

ACCESS	Contract	England and Wales
24 month ratio of assessments to patient IDs	1.02	1.04

ACTIVITY	Contract
Contract assess and fit appliances (case starts) as a percentage of Area Team case starts	0.7 %

Cumulative percentage of contracted UOA delivered 2017 & 2018



Month	Adjusted Scheduled Activity (UOA)		
	2016	2017	2018
April	0	1	0
May	0	4	107
June	0	8	172
July	22	31	237
August	46	122	343
September	132	146	366
October	133	168	492
November	156	300	513
December	157	327	537
January	242	350	537
February	307	413	600
March	329	477	602
April	396	500	
May	396	500	
June	396	501	

QUALITY (rolling 12 month period)

	Contract Quantity	Contract Base Number	Contract *	Area Team	Region	England
% of all assessments that were assess and fit appliances (case starts)	29	47	61.7%	53.1%	60.9%	60.1%
% of all assessments that were assess and refuse	9	47	19.1%	9.9%	11.2%	11.3%
% of all assessments that were assess and review	9	47	19.1%	37.0%	27.9%	28.6%
% of case starts with a reported IOTN of 3 and Aesthetic Component of 5 or below	0	29	N/A	0.1%	0.1%	0.1%
% of case starts with a reported IOTN of 3 and Aesthetic Component of 6 or above	0	29	N/A	5.9%	3.8%	4.1%
% of case starts with a reported IOTN of 4	28	29	96.6%	74.3%	78.4%	77.7%
% of case starts with a reported IOTN of 5	1	29	3.4%	19.1%	16.9%	16.8 %
% of concluded courses in receipt of dual-arch fixed appliances	0	7	N/A	85.7%	76.9%	73.8%
% of concluded courses where treatment was abandoned or discontinued	2	7	28.6%	10.3%	7.0%	7.0%
% of patients satisfied with the treatment they have received	1	1	100.0%	97.2%	96.1%	96.0%

* Figures in italics indicate that the base number is less than 100.

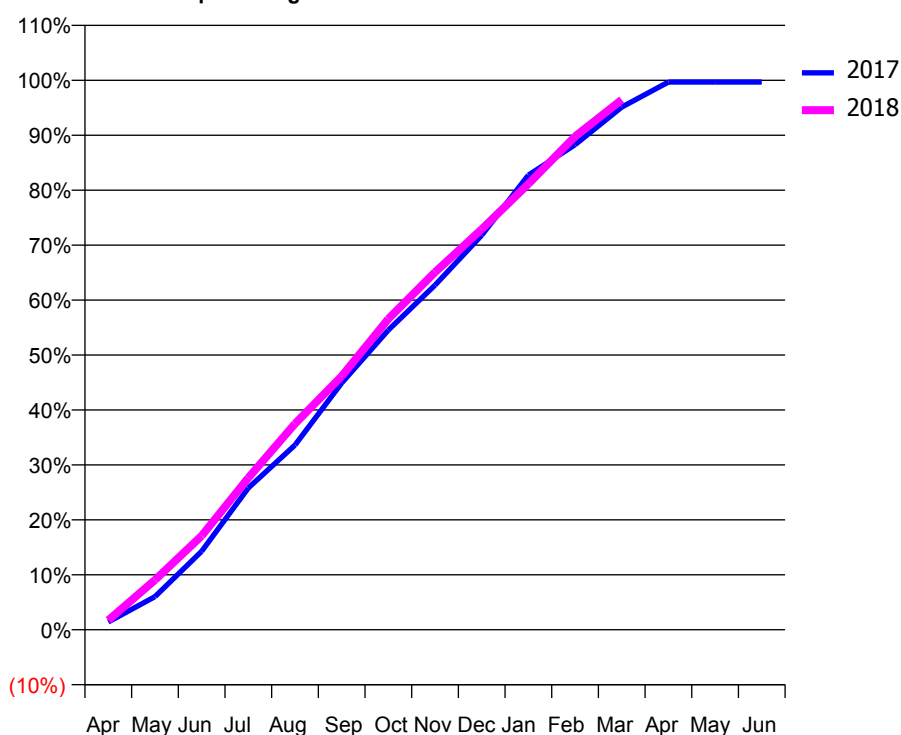
Q45 - Vital Signs Orthodontic At a Glance Contract Report for 148555/0001 - March 2018

Name or company name	Falchion Orthodontics Ltd	17/18 Contracted general activity (UDA)	0
Contract type name	PDS Contract	Carry forward general activity (UDA)	0
Purpose of contract	Orthodontic	17/18 Contracted orthodontic activity (UOA)	19,442
Contract start date	01/04/2009	Carry forward orthodontic activity (UOA)	0
Contract end date	31/03/2020	Baseline contract value	£1,310,267.74

ACCESS	Contract	England and Wales
24 month ratio of assessments to patient IDs	1.11	1.04

ACTIVITY	Contract
Contract assess and fit appliances (case starts) as a percentage of Area Team case starts	21.3 %

Cumulative percentage of contracted UOA delivered 2017 & 2018



Month	Adjusted Scheduled Activity (UOA)		
	2016	2017	2018
April	-487	274	338
May	279	1,173	1,760
June	1,336	2,776	3,323
July	3,279	5,019	5,374
August	5,350	6,536	7,293
September	7,013	8,732	8,973
October	9,136	10,603	11,000
November	10,887	12,193	12,650
December	13,601	13,957	14,170
January	14,816	16,086	15,774
February	19,428	17,162	17,456
March	21,475	18,493	18,754
April	23,269	19,378	
May	23,504	19,378	
June	23,504	19,378	

QUALITY (rolling 12 month period)

	Contract Quantity	Contract Base Number	Contract *	Area Team	Region	England
% of all assessments that were assess and fit appliances (case starts)	886	2,224	39.8%	53.1%	60.9%	60.1%
% of all assessments that were assess and refuse	199	2,224	8.9%	9.9%	11.2%	11.3%
% of all assessments that were assess and review	1,139	2,224	51.2%	37.0%	27.9%	28.6%
% of case starts with a reported IOTN of 3 and Aesthetic Component of 5 or below	0	886	N/A	0.1%	0.1%	0.1%
% of case starts with a reported IOTN of 3 and Aesthetic Component of 6 or above	21	886	2.4%	5.9%	3.8%	4.1%
% of case starts with a reported IOTN of 4	677	886	76.4%	74.3%	78.4%	77.7%
% of case starts with a reported IOTN of 5	186	886	21.0%	19.1%	16.9%	16.8 %
% of concluded courses in receipt of dual-arch fixed appliances	893	1,025	87.1%	85.7%	76.9%	73.8%
% of concluded courses where treatment was abandoned or discontinued	103	1,025	10.0%	10.3%	7.0%	7.0%
% of patients satisfied with the treatment they have received	31	32	96.9%	97.2%	96.1%	96.0%

* Figures in italics indicate that the base number is less than 100.

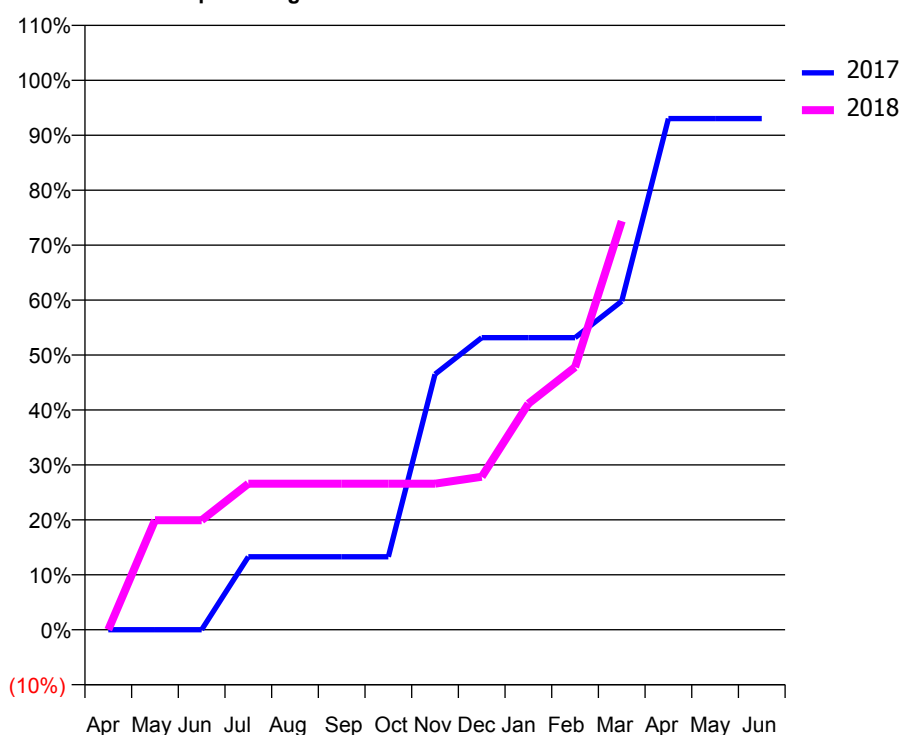
Q45 - Vital Signs Orthodontic At a Glance Contract Report for 210129/0001 - March 2018

Name or company name	Mr B Johnson and Ms F Beaty	17/18 Contracted general activity (UDA)	32,845
Contract type name	GDS Contract	Carry forward general activity (UDA)	-657
Purpose of contract	General and Orthodontic	17/18 Contracted orthodontic activity (UOA)	316
Contract start date	01/04/2006	Carry forward orthodontic activity (UOA)	0
Contract end date		Baseline contract value	£1,061,484.45

ACCESS	Contract	England and Wales
24 month ratio of assessments to patient IDs	1.00	1.04

ACTIVITY	Contract
Contract assess and fit appliances (case starts) as a percentage of Area Team case starts	0.4 %

Cumulative percentage of contracted UOA delivered 2017 & 2018



Month	Adjusted Scheduled Activity (UOA)		
	2016	2017	2018
April	0	0	0
May	0	0	63
June	0	0	63
July	0	42	84
August	0	42	84
September	0	42	84
October	0	42	84
November	42	147	84
December	151	168	88
January	235	168	130
February	298	168	151
March	319	189	235
April	319	294	
May	319	294	
June	319	294	

QUALITY (rolling 12 month period)

	Contract Quantity	Contract Base Number	Contract *	Area Team	Region	England
% of all assessments that were assess and fit appliances (case starts)	17	17	100.0%	53.1%	60.9%	60.1%
% of all assessments that were assess and refuse	0	17	0.0%	9.9%	11.2%	11.3%
% of all assessments that were assess and review	0	17	0.0%	37.0%	27.9%	28.6%
% of case starts with a reported IOTN of 3 and Aesthetic Component of 5 or below	0	17	N/A	0.1%	0.1%	0.1%
% of case starts with a reported IOTN of 3 and Aesthetic Component of 6 or above	15	17	88.2%	5.9%	3.8%	4.1%
% of case starts with a reported IOTN of 4	2	17	11.8%	74.3%	78.4%	77.7%
% of case starts with a reported IOTN of 5	0	17	N/A	19.1%	16.9%	16.8 %
% of concluded courses in receipt of dual-arch fixed appliances	9	11	81.8%	85.7%	76.9%	73.8%
% of concluded courses where treatment was abandoned or discontinued	2	11	18.2%	10.3%	7.0%	7.0%
% of patients satisfied with the treatment they have received	0	0	N/A	97.2%	96.1%	96.0%

* Figures in italics indicate that the base number is less than 100.

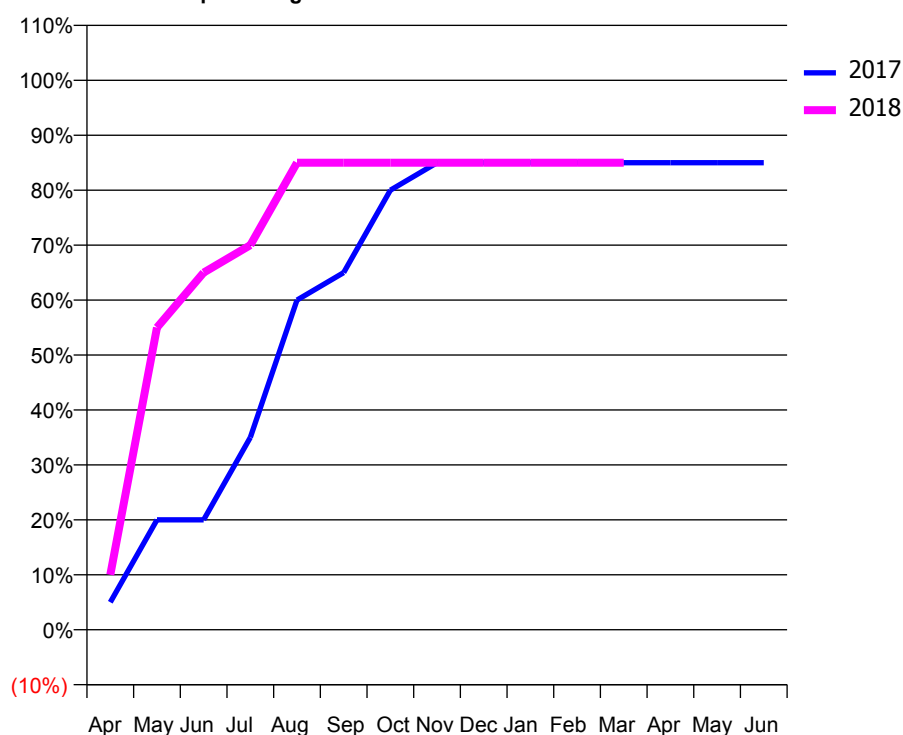
Q45 - Vital Signs Orthodontic At a Glance Contract Report for 224340/0001 - March 2018

Name or company name	MR T PUTTICK	17/18 Contracted general activity (UDA)	7,034
Contract type name	GDS Contract	Carry forward general activity (UDA)	-221
Purpose of contract	General and Orthodontic	17/18 Contracted orthodontic activity (UOA)	420
Contract start date	01/04/2006	Carry forward orthodontic activity (UOA)	0
Contract end date		Baseline contract value	£241,396.31

ACCESS	Contract	England and Wales
24 month ratio of assessments to patient IDs	1.00	1.04

ACTIVITY	Contract
Contract assess and fit appliances (case starts) as a percentage of Area Team case starts	0.4 %

Cumulative percentage of contracted UOA delivered 2017 & 2018



Month	Adjusted Scheduled Activity (UOA)		
	2016	2017	2018
April	21	21	42
May	63	84	231
June	84	84	273
July	105	147	294
August	105	252	357
September	168	273	357
October	189	336	357
November	231	357	357
December	315	357	357
January	357	357	357
February	378	357	357
March	378	357	357
April	378	357	
May	378	357	
June	378	357	

QUALITY (rolling 12 month period)

	Contract Quantity	Contract Base Number	Contract *	Area Team	Region	England
% of all assessments that were assess and fit appliances (case starts)	17	17	100.0%	53.1%	60.9%	60.1%
% of all assessments that were assess and refuse	0	17	0.0%	9.9%	11.2%	11.3%
% of all assessments that were assess and review	0	17	0.0%	37.0%	27.9%	28.6%
% of case starts with a reported IOTN of 3 and Aesthetic Component of 5 or below	0	17	N/A	0.1%	0.1%	0.1%
% of case starts with a reported IOTN of 3 and Aesthetic Component of 6 or above	1	17	5.9%	5.9%	3.8%	4.1%
% of case starts with a reported IOTN of 4	13	17	76.5%	74.3%	78.4%	77.7%
% of case starts with a reported IOTN of 5	3	17	17.6%	19.1%	16.9%	16.8%
% of concluded courses in receipt of dual-arch fixed appliances	25	27	92.6%	85.7%	76.9%	73.8%
% of concluded courses where treatment was abandoned or discontinued	1	27	3.7%	10.3%	7.0%	7.0%
% of patients satisfied with the treatment they have received	1	1	100.0%	97.2%	96.1%	96.0%

* Figures in italics indicate that the base number is less than 100.

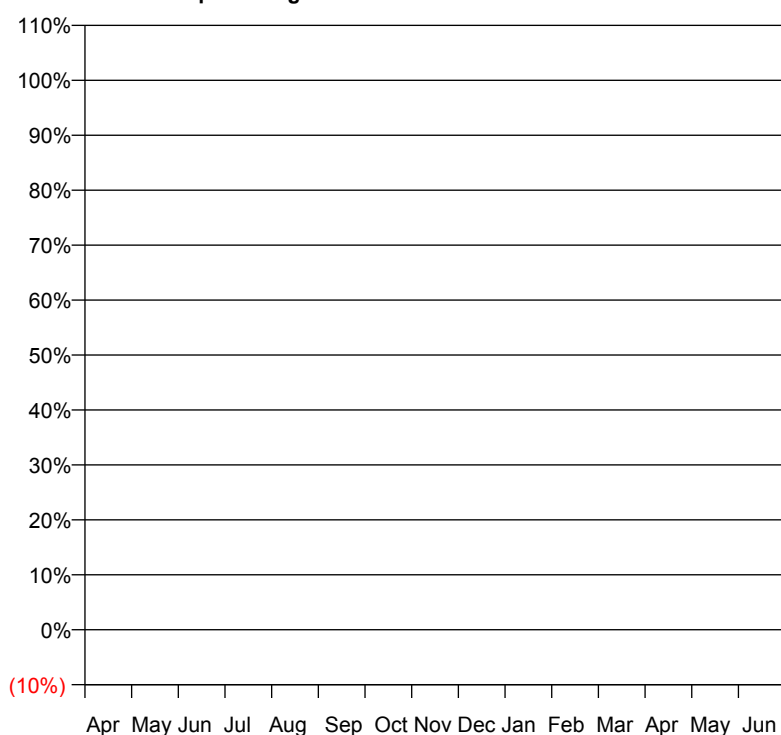
Q45 - Vital Signs Orthodontic At a Glance Contract Report for 326445/0001 - March 2018

Name or company name	MRS M PUTTICK	17/18 Contracted general activity (UDA)	4,030
Contract type name	GDS Contract	Carry forward general activity (UDA)	0
Purpose of contract	General	17/18 Contracted orthodontic activity (UOA)	0
Contract start date	01/04/2006	Carry forward orthodontic activity (UOA)	0
Contract end date		Baseline contract value	£123,023.44

ACCESS	Contract	England and Wales
24 month ratio of assessments to patient IDs	1.00	1.04

ACTIVITY	Contract
Contract assess and fit appliances (case starts) as a percentage of Area Team case starts	0.1 %

Cumulative percentage of contracted UOA delivered 2017 & 2018



Month	Adjusted Scheduled Activity (UOA)		
	2016	2017	2018
April	0	21	0
May	0	21	21
June	0	42	63
July	0	42	63
August	0	63	63
September	42	63	63
October	42	63	63
November	42	63	63
December	42	63	63
January	42	63	63
February	42	63	63
March	42	63	63
April	42	63	
May	42	63	
June	42	63	

QUALITY (rolling 12 month period)

	Contract Quantity	Contract Base Number	Contract *	Area Team	Region	England
% of all assessments that were assess and fit appliances (case starts)	3	3	100.0%	53.1%	60.9%	60.1%
% of all assessments that were assess and refuse	0	3	0.0%	9.9%	11.2%	11.3%
% of all assessments that were assess and review	0	3	0.0%	37.0%	27.9%	28.6%
% of case starts with a reported IOTN of 3 and Aesthetic Component of 5 or below	0	3	N/A	0.1%	0.1%	0.1%
% of case starts with a reported IOTN of 3 and Aesthetic Component of 6 or above	1	3	33.3%	5.9%	3.8%	4.1%
% of case starts with a reported IOTN of 4	2	3	66.7%	74.3%	78.4%	77.7%
% of case starts with a reported IOTN of 5	0	3	N/A	19.1%	16.9%	16.8 %
% of concluded courses in receipt of dual-arch fixed appliances	4	5	80.0%	85.7%	76.9%	73.8%
% of concluded courses where treatment was abandoned or discontinued	1	5	20.0%	10.3%	7.0%	7.0%
% of patients satisfied with the treatment they have received	0	0	N/A	97.2%	96.1%	96.0%

* Figures in italics indicate that the base number is less than 100.

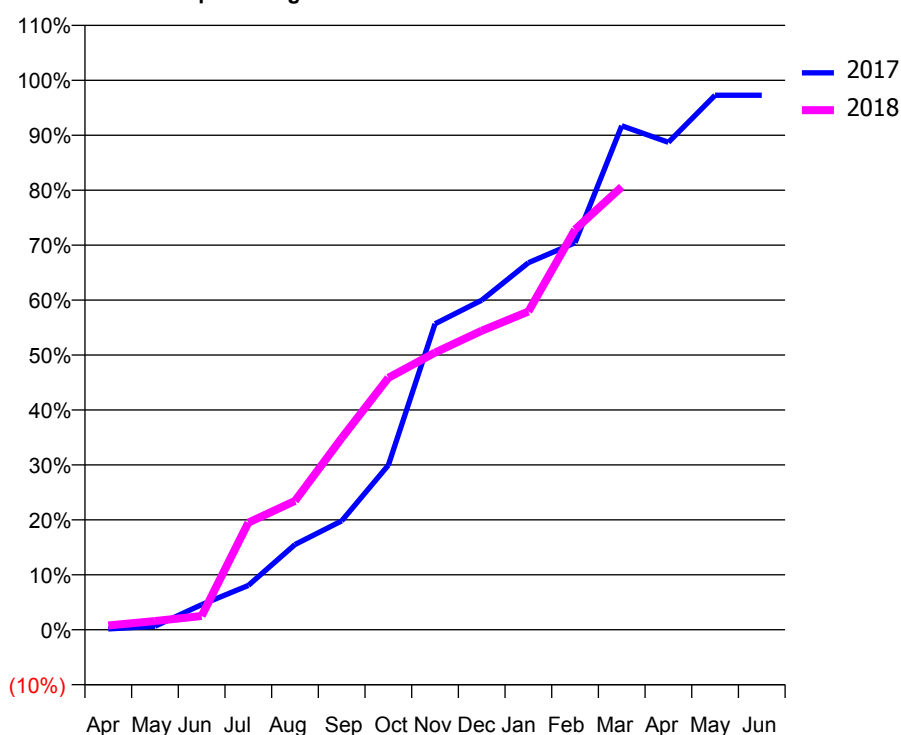
Q45 - Vital Signs Orthodontic At a Glance Contract Report for 328146/0001 - March 2018

Name or company name	MR ND SMITH	17/18 Contracted general activity (UDA)	33,811
Contract type name	GDS Contract	Carry forward general activity (UDA)	-193
Purpose of contract	General and Orthodontic	17/18 Contracted orthodontic activity (UOA)	630
Contract start date	01/04/2006	Carry forward orthodontic activity (UOA)	17
Contract end date		Baseline contract value	£853,251.60

ACCESS	Contract	England and Wales
24 month ratio of assessments to patient IDs	1.11	1.04

ACTIVITY	Contract
Contract assess and fit appliances (case starts) as a percentage of Area Team case starts	0.7 %

Cumulative percentage of contracted UOA delivered 2017 & 2018



Month	Adjusted Scheduled Activity (UOA)		
	2016	2017	2018
April	-15	1	5
May	-13	4	10
June	-8	29	16
July	60	51	123
August	62	98	148
September	104	125	220
October	108	189	289
November	199	351	318
December	226	378	343
January	227	421	365
February	320	444	459
March	524	578	508
April	635	559	
May	635	613	
June	635	613	

QUALITY (rolling 12 month period)	Contract Quantity	Contract Base Number	Contract *	Area Team	Region	England
% of all assessments that were assess and fit appliances (case starts)	30	82	36.6%	53.1%	60.9%	60.1%
% of all assessments that were assess and refuse	28	82	34.1%	9.9%	11.2%	11.3%
% of all assessments that were assess and review	24	82	29.3%	37.0%	27.9%	28.6%
% of case starts with a reported IOTN of 3 and Aesthetic Component of 5 or below	1	30	3.3%	0.1%	0.1%	0.1%
% of case starts with a reported IOTN of 3 and Aesthetic Component of 6 or above	0	30	N/A	5.9%	3.8%	4.1%
% of case starts with a reported IOTN of 4	27	30	90.0%	74.3%	78.4%	77.7%
% of case starts with a reported IOTN of 5	2	30	6.7%	19.1%	16.9%	16.8 %
% of concluded courses in receipt of dual-arch fixed appliances	6	8	75.0%	85.7%	76.9%	73.8%
% of concluded courses where treatment was abandoned or discontinued	0	8	0.0%	10.3%	7.0%	7.0%
% of patients satisfied with the treatment they have received	0	0	N/A	97.2%	96.1%	96.0%

* Figures in italics indicate that the base number is less than 100.

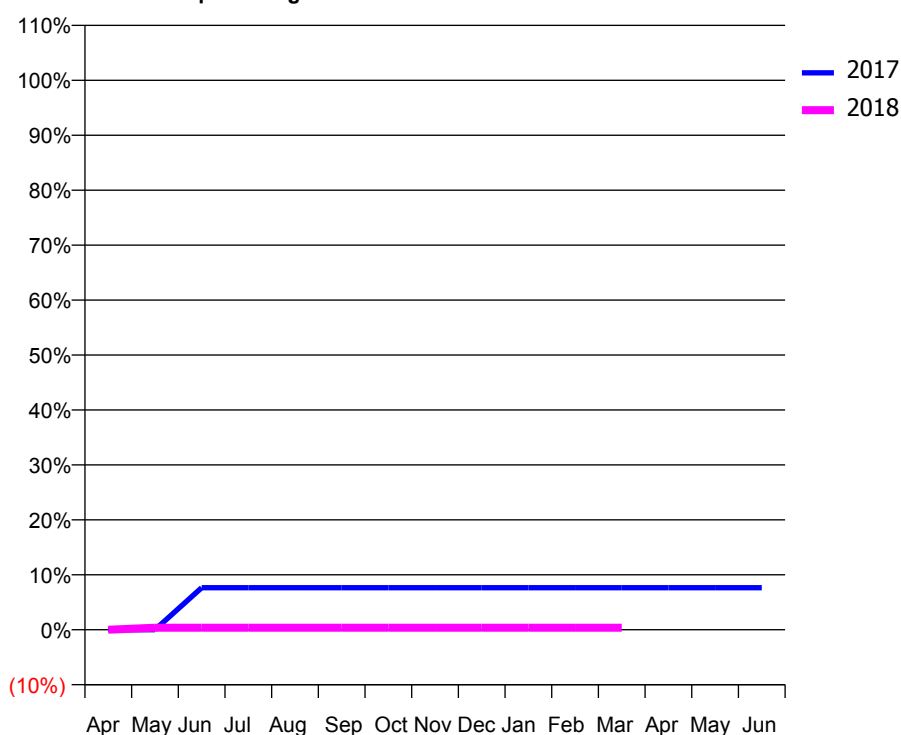
Q45 - Vital Signs Orthodontic At a Glance Contract Report for 572926/0001 - March 2018

Name or company name	Avante Dental Care Partnership	17/18 Contracted general activity (UDA)	27,440
Contract type name	GDS Contract	Carry forward general activity (UDA)	0
Purpose of contract	General and Orthodontic	17/18 Contracted orthodontic activity (UOA)	274
Contract start date	01/04/2006	Carry forward orthodontic activity (UOA)	0
Contract end date		Baseline contract value	£674,104.22

ACCESS	Contract	England and Wales
24 month ratio of assessments to patient IDs	1.00	1.04

ACTIVITY	Contract
Contract assess and fit appliances (case starts) as a percentage of Area Team case starts	0.0 %

Cumulative percentage of contracted UOA delivered 2017 & 2018



Month	Adjusted Scheduled Activity (UOA)		
	2016	2017	2018
April	0	0	0
May	0	0	1
June	0	21	1
July	0	21	1
August	0	21	1
September	0	21	1
October	22	21	1
November	23	21	1
December	23	21	1
January	48	21	1
February	69	21	1
March	69	21	1
April	69	21	
May	69	21	
June	90	21	

QUALITY (rolling 12 month period)

	Contract Quantity	Contract Base Number	Contract *	Area Team	Region	England
% of all assessments that were assess and fit appliances (case starts)	1	2	50.0%	53.1%	60.9%	60.1%
% of all assessments that were assess and refuse	0	2	0.0%	9.9%	11.2%	11.3%
% of all assessments that were assess and review	1	2	50.0%	37.0%	27.9%	28.6%
% of case starts with a reported IOTN of 3 and Aesthetic Component of 5 or below	0	1	N/A	0.1%	0.1%	0.1%
% of case starts with a reported IOTN of 3 and Aesthetic Component of 6 or above	0	1	N/A	5.9%	3.8%	4.1%
% of case starts with a reported IOTN of 4	1	1	100.0%	74.3%	78.4%	77.7%
% of case starts with a reported IOTN of 5	0	1	N/A	19.1%	16.9%	16.8 %
% of concluded courses in receipt of dual-arch fixed appliances	1	3	33.3%	85.7%	76.9%	73.8%
% of concluded courses where treatment was abandoned or discontinued	0	3	0.0%	10.3%	7.0%	7.0%
% of patients satisfied with the treatment they have received	0	0	N/A	97.2%	96.1%	96.0%

* Figures in italics indicate that the base number is less than 100.

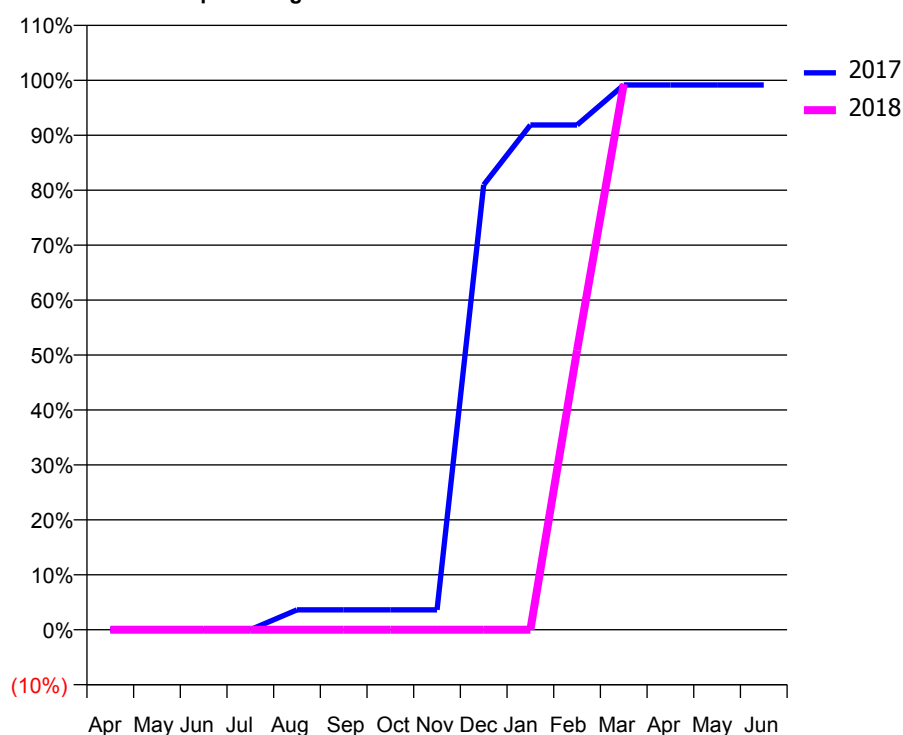
Q45 - Vital Signs Orthodontic At a Glance Contract Report for 650676/0001 - March 2018

Name or company name	MR PA AVERLEY	17/18 Contracted general activity (UDA)	44,674
Contract type name	GDS Contract	Carry forward general activity (UDA)	0
Purpose of contract	General and Orthodontic	17/18 Contracted orthodontic activity (UOA)	578
Contract start date	01/04/2006	Carry forward orthodontic activity (UOA)	0
Contract end date		Baseline contract value	£1,461,078.22

ACCESS	Contract	England and Wales
24 month ratio of assessments to patient IDs	1.00	1.04

ACTIVITY	Contract
Contract assess and fit appliances (case starts) as a percentage of Area Team case starts	0.7 %

Cumulative percentage of contracted UOA delivered 2017 & 2018



Month	Adjusted Scheduled Activity (UOA)		
	2016	2017	2018
April	-11	0	0
May	-11	0	0
June	-11	0	0
July	10	0	0
August	10	21	0
September	16	21	0
October	16	21	0
November	37	21	0
December	37	468	0
January	79	531	0
February	625	531	294
March	583	573	574
April	583	573	
May	583	573	
June	583	573	

QUALITY (rolling 12 month period)

	Contract Quantity	Contract Base Number	Contract *	Area Team	Region	England
% of all assessments that were assess and fit appliances (case starts)	30	33	90.9%	53.1%	60.9%	60.1%
% of all assessments that were assess and refuse	1	33	3.0%	9.9%	11.2%	11.3%
% of all assessments that were assess and review	2	33	6.1%	37.0%	27.9%	28.6%
% of case starts with a reported IOTN of 3 and Aesthetic Component of 5 or below	0	30	<i>N/A</i>	0.1%	0.1%	0.1%
% of case starts with a reported IOTN of 3 and Aesthetic Component of 6 or above	4	30	13.3%	5.9%	3.8%	4.1%
% of case starts with a reported IOTN of 4	17	30	56.7%	74.3%	78.4%	77.7%
% of case starts with a reported IOTN of 5	9	30	30.0%	19.1%	16.9%	16.8 %
% of concluded courses in receipt of dual-arch fixed appliances	1	1	100.0%	85.7%	76.9%	73.8%
% of concluded courses where treatment was abandoned or discontinued	0	1	0.0%	10.3%	7.0%	7.0%
% of patients satisfied with the treatment they have received	1	1	100.0%	97.2%	96.1%	96.0%

* Figures in italics indicate that the base number is less than 100.

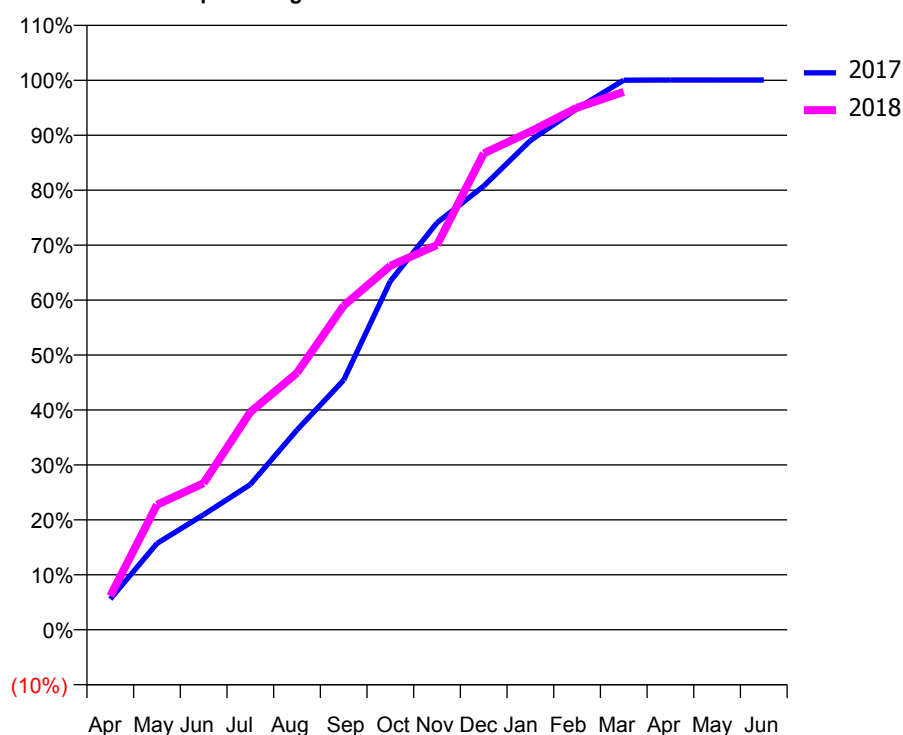
Q45 - Vital Signs Orthodontic At a Glance Contract Report for 650676/0003 - March 2018

Name or company name	MR PA AVERLEY	17/18 Contracted general activity (UDA)	0
Contract type name	PDS Contract	Carry forward general activity (UDA)	0
Purpose of contract	Orthodontic	17/18 Contracted orthodontic activity (UOA)	10,703
Contract start date	01/01/2009	Carry forward orthodontic activity (UOA)	0
Contract end date	31/03/2019	Baseline contract value	£618,188.67

ACCESS	Contract	England and Wales
24 month ratio of assessments to patient IDs	1.00	1.04

ACTIVITY	Contract
Contract assess and fit appliances (case starts) as a percentage of Area Team case starts	12.3 %

Cumulative percentage of contracted UOA delivered 2017 & 2018



Month	Adjusted Scheduled Activity (UOA)		
	2016	2017	2018
April	0	599	658
May	88	1,682	2,436
June	88	2,242	2,857
July	2,664	2,830	4,241
August	3,731	3,893	5,004
September	4,841	4,864	6,312
October	5,703	6,790	7,090
November	6,267	7,927	7,494
December	7,640	8,642	9,280
January	8,202	9,529	9,705
February	10,289	10,151	10,169
March	11,746	10,704	10,477
April	11,943	10,707	
May	11,943	10,707	
June	11,943	10,707	

QUALITY (rolling 12 month period)

	Contract Quantity	Contract Base Number	Contract *	Area Team	Region	England
% of all assessments that were assess and fit appliances (case starts)	510	568	89.8%	53.1%	60.9%	60.1%
% of all assessments that were assess and refuse	28	568	4.9%	9.9%	11.2%	11.3%
% of all assessments that were assess and review	30	568	5.3%	37.0%	27.9%	28.6%
% of case starts with a reported IOTN of 3 and Aesthetic Component of 5 or below	0	510	N/A	0.1%	0.1%	0.1%
% of case starts with a reported IOTN of 3 and Aesthetic Component of 6 or above	35	510	6.9%	5.9%	3.8%	4.1%
% of case starts with a reported IOTN of 4	352	510	69.0%	74.3%	78.4%	77.7%
% of case starts with a reported IOTN of 5	118	510	23.1%	19.1%	16.9%	16.8 %
% of concluded courses in receipt of dual-arch fixed appliances	608	670	90.7%	85.7%	76.9%	73.8%
% of concluded courses where treatment was abandoned or discontinued	24	670	3.6%	10.3%	7.0%	7.0%
% of patients satisfied with the treatment they have received	17	17	100.0%	97.2%	96.1%	96.0%

* Figures in italics indicate that the base number is less than 100.

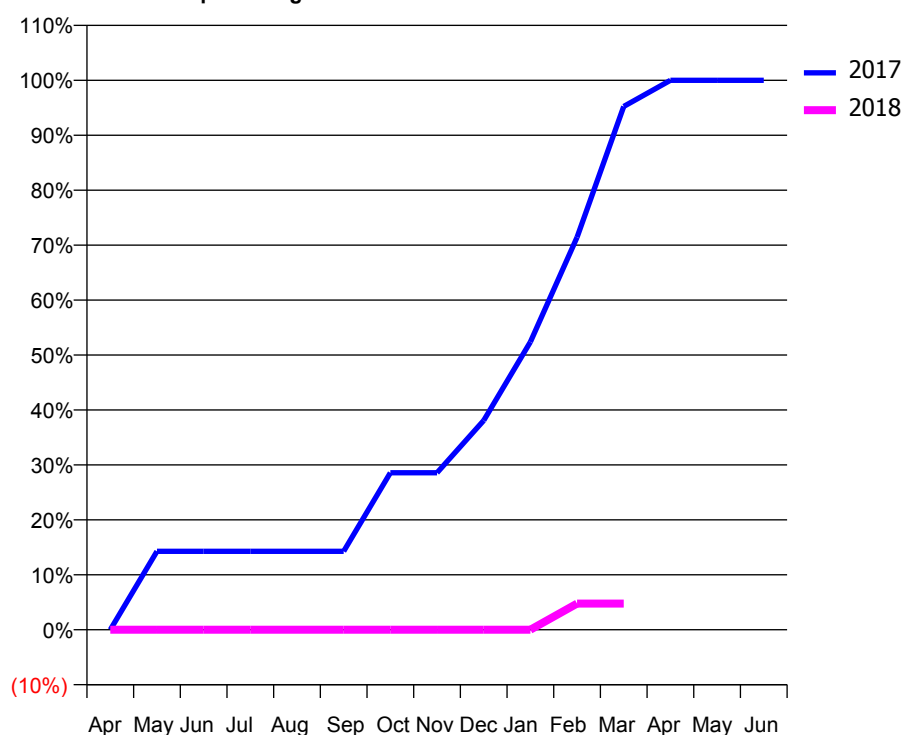
Q45 - Vital Signs Orthodontic At a Glance Contract Report for 661465/0001 - March 2018

Name or company name	MR MA PEARSON	17/18 Contracted general activity (UDA)	15,393
Contract type name	GDS Contract	Carry forward general activity (UDA)	547
Purpose of contract	General and Orthodontic	17/18 Contracted orthodontic activity (UOA)	21
Contract start date	01/04/2006	Carry forward orthodontic activity (UOA)	0
Contract end date		Baseline contract value	£464,999.30

ACCESS	Contract	England and Wales
24 month ratio of assessments to patient IDs	1.00	1.04

ACTIVITY	Contract
Contract assess and fit appliances (case starts) as a percentage of Area Team case starts	0.0 %

Cumulative percentage of contracted UOA delivered 2017 & 2018



Month	Adjusted Scheduled Activity (UOA)		
	2016	2017	2018
April	0	0	0
May	2	3	0
June	2	3	0
July	4	3	0
August	4	3	0
September	4	3	0
October	4	6	0
November	7	6	0
December	8	8	0
January	10	11	0
February	22	15	1
March	22	20	1
April	22	21	
May	22	21	
June	22	21	

QUALITY (rolling 12 month period)

	Contract Quantity	Contract Base Number	Contract *	Area Team	Region	England
% of all assessments that were assess and fit appliances (case starts)	0	2	0.0%	53.1%	60.9%	60.1%
% of all assessments that were assess and refuse	0	2	0.0%	9.9%	11.2%	11.3%
% of all assessments that were assess and review	2	2	100.0%	37.0%	27.9%	28.6%
% of case starts with a reported IOTN of 3 and Aesthetic Component of 5 or below	0	0	N/A	0.1%	0.1%	0.1%
% of case starts with a reported IOTN of 3 and Aesthetic Component of 6 or above	0	0	N/A	5.9%	3.8%	4.1%
% of case starts with a reported IOTN of 4	0	0	N/A	74.3%	78.4%	77.7%
% of case starts with a reported IOTN of 5	0	0	N/A	19.1%	16.9%	16.8 %
% of concluded courses in receipt of dual-arch fixed appliances	0	0	N/A	85.7%	76.9%	73.8%
% of concluded courses where treatment was abandoned or discontinued	0	0	N/A	10.3%	7.0%	7.0%
% of patients satisfied with the treatment they have received	0	0	N/A	97.2%	96.1%	96.0%

* Figures in italics indicate that the base number is less than 100.

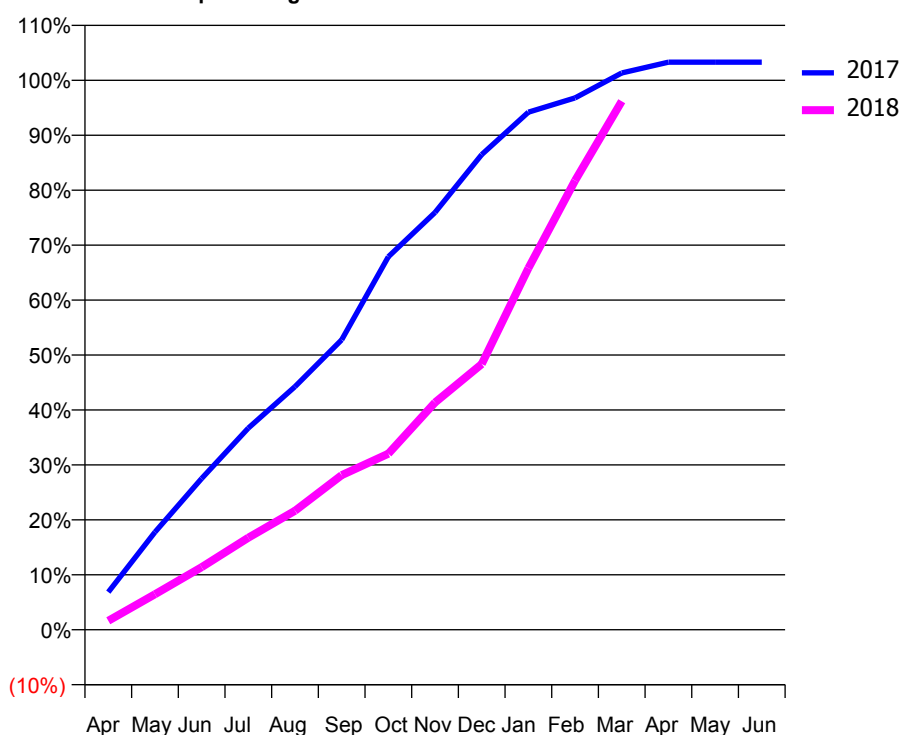
Q45 - Vital Signs Orthodontic At a Glance Contract Report for 725544/0001 - March 2018

Name or company name	MR MG STEDMAN	17/18 Contracted general activity (UDA)	0
Contract type name	PDS Contract	Carry forward general activity (UDA)	0
Purpose of contract	Orthodontic	17/18 Contracted orthodontic activity (UOA)	17,367
Contract start date	01/04/2006	Carry forward orthodontic activity (UOA)	0
Contract end date	31/03/2019	Baseline contract value	£1,175,120.71

ACCESS	Contract	England and Wales
24 month ratio of assessments to patient IDs	1.04	1.04

ACTIVITY	Contract
Contract assess and fit appliances (case starts) as a percentage of Area Team case starts	18.8 %

Cumulative percentage of contracted UOA delivered 2017 & 2018



Month	Adjusted Scheduled Activity (UOA)		
	2016	2017	2018
April	-597	1,191	285
May	1,911	3,089	1,124
June	3,354	4,783	1,977
July	6,781	6,373	2,908
August	8,291	7,685	3,761
September	9,934	9,166	4,887
October	11,457	11,789	5,567
November	12,864	13,189	7,184
December	14,703	15,019	8,397
January	15,963	16,359	11,429
February	20,607	16,809	14,197
March	23,309	17,598	16,706
April	23,733	17,940	
May	23,754	17,940	
June	23,775	17,940	

QUALITY (rolling 12 month period)

	Contract Quantity	Contract Base Number	Contract *	Area Team	Region	England
% of all assessments that were assess and fit appliances (case starts)	780	1,770	44.1%	53.1%	60.9%	60.1%
% of all assessments that were assess and refuse	178	1,770	10.1%	9.9%	11.2%	11.3%
% of all assessments that were assess and review	812	1,770	45.9%	37.0%	27.9%	28.6%
% of case starts with a reported IOTN of 3 and Aesthetic Component of 5 or below	1	780	0.1%	0.1%	0.1%	0.1%
% of case starts with a reported IOTN of 3 and Aesthetic Component of 6 or above	19	780	2.4%	5.9%	3.8%	4.1%
% of case starts with a reported IOTN of 4	601	780	77.1%	74.3%	78.4%	77.7%
% of case starts with a reported IOTN of 5	149	780	19.1%	19.1%	16.9%	16.8 %
% of concluded courses in receipt of dual-arch fixed appliances	884	955	92.6%	85.7%	76.9%	73.8%
% of concluded courses where treatment was abandoned or discontinued	52	955	5.4%	10.3%	7.0%	7.0%
% of patients satisfied with the treatment they have received	22	24	91.7%	97.2%	96.1%	96.0%

* Figures in italics indicate that the base number is less than 100.

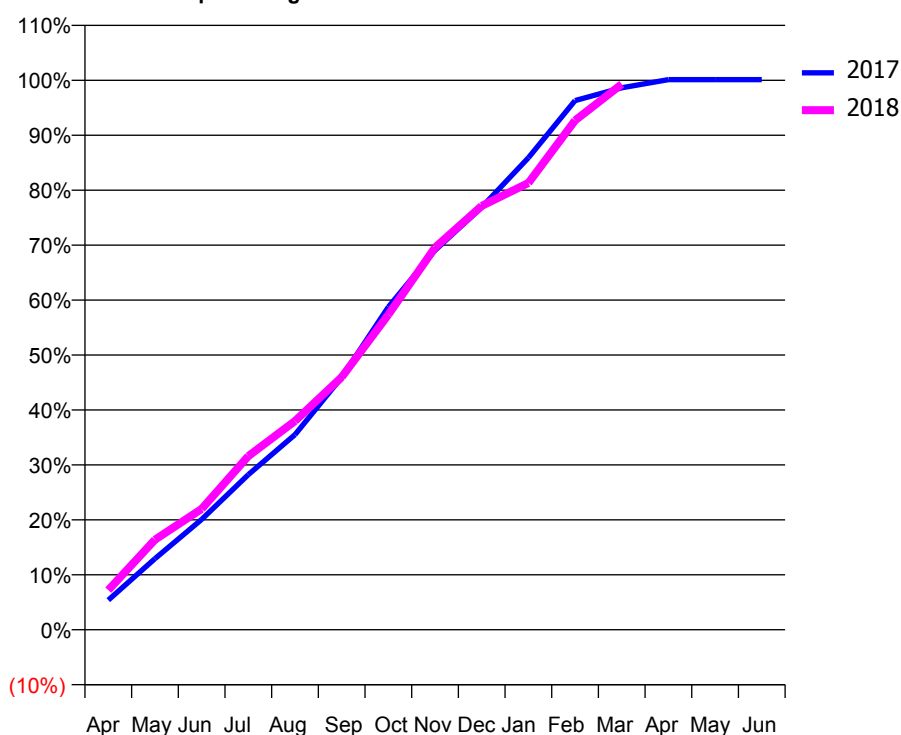
Q45 - Vital Signs Orthodontic At a Glance Contract Report for 736953/0003 - March 2018

Name or company name	MR NA FOX	17/18 Contracted general activity (UDA)	0
Contract type name	PDS Contract	Carry forward general activity (UDA)	0
Purpose of contract	Orthodontic	17/18 Contracted orthodontic activity (UOA)	10,533
Contract start date	01/04/2009	Carry forward orthodontic activity (UOA)	0
Contract end date	31/03/2019	Baseline contract value	£630,804.75

ACCESS	Contract	England and Wales
24 month ratio of assessments to patient IDs	1.01	1.04

ACTIVITY	Contract
Contract assess and fit appliances (case starts) as a percentage of Area Team case starts	12.2 %

Cumulative percentage of contracted UOA delivered 2017 & 2018



Month	Adjusted Scheduled Activity (UOA)		
	2016	2017	2018
April	523	569	760
May	1,925	1,363	1,726
June	2,446	2,116	2,318
July	3,377	2,974	3,330
August	4,173	3,741	4,002
September	5,019	4,840	4,842
October	6,159	6,187	6,041
November	7,454	7,274	7,326
December	8,574	8,098	8,124
January	9,327	9,047	8,565
February	11,968	10,143	9,762
March	12,971	10,388	10,459
April	13,454	10,546	
May	13,559	10,546	
June	13,559	10,546	

QUALITY (rolling 12 month period)

	Contract Quantity	Contract Base Number	Contract *	Area Team	Region	England
% of all assessments that were assess and fit appliances (case starts)	507	563	90.1%	53.1%	60.9%	60.1%
% of all assessments that were assess and refuse	21	563	3.7%	9.9%	11.2%	11.3%
% of all assessments that were assess and review	35	563	6.2%	37.0%	27.9%	28.6%
% of case starts with a reported IOTN of 3 and Aesthetic Component of 5 or below	0	507	N/A	0.1%	0.1%	0.1%
% of case starts with a reported IOTN of 3 and Aesthetic Component of 6 or above	36	507	7.1%	5.9%	3.8%	4.1%
% of case starts with a reported IOTN of 4	384	507	75.7%	74.3%	78.4%	77.7%
% of case starts with a reported IOTN of 5	87	507	17.2%	19.1%	16.9%	16.8 %
% of concluded courses in receipt of dual-arch fixed appliances	430	544	79.0%	85.7%	76.9%	73.8%
% of concluded courses where treatment was abandoned or discontinued	76	544	14.0%	10.3%	7.0%	7.0%
% of patients satisfied with the treatment they have received	13	13	100.0%	97.2%	96.1%	96.0%

* Figures in italics indicate that the base number is less than 100.

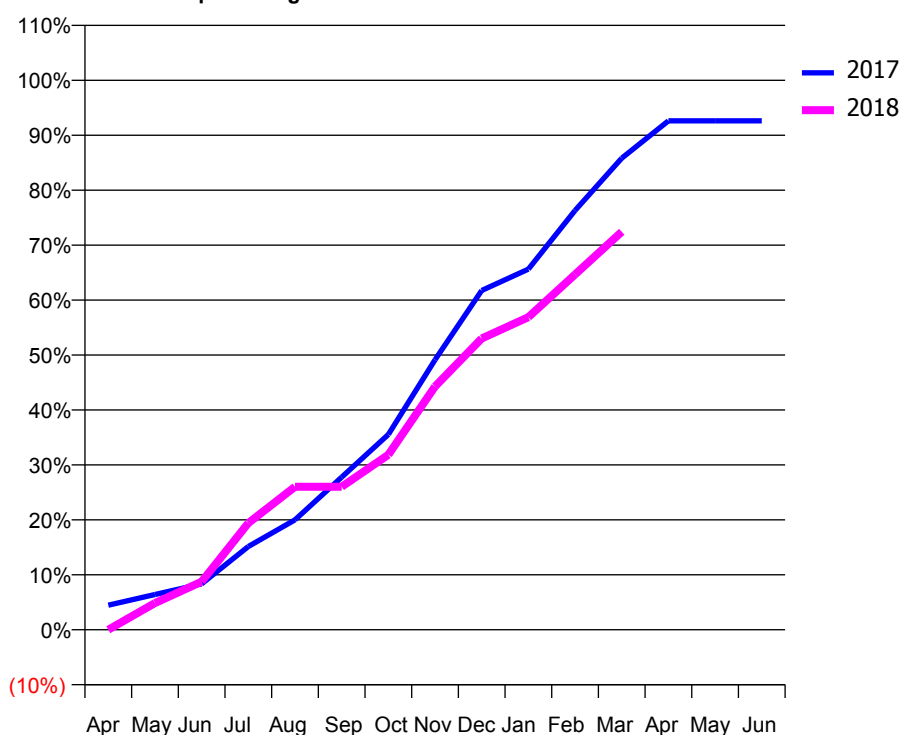
Q45 - Vital Signs Orthodontic At a Glance Contract Report for 739170/0001 - March 2018

Name or company name	MR RS ELSTON	17/18 Contracted general activity (UDA)	13,622
Contract type name	GDS Contract	Carry forward general activity (UDA)	0
Purpose of contract	General and Orthodontic	17/18 Contracted orthodontic activity (UOA)	103
Contract start date	01/04/2006	Carry forward orthodontic activity (UOA)	0
Contract end date		Baseline contract value	£322,101.45

ACCESS	Contract	England and Wales
24 month ratio of assessments to patient IDs	1.09	1.04

ACTIVITY	Contract
Contract assess and fit appliances (case starts) as a percentage of Area Team case starts	0.0 %

Cumulative percentage of contracted UOA delivered 2017 & 2018



Month	Adjusted Scheduled Activity (UOA)		
	2016	2017	2018
April	1	5	0
May	4	7	5
June	5	9	9
July	5	16	20
August	5	21	27
September	5	29	27
October	8	37	33
November	12	51	46
December	23	64	55
January	25	68	59
February	26	79	67
March	36	88	75
April	46	95	
May	46	95	
June	46	95	

QUALITY (rolling 12 month period)

	Contract Quantity	Contract Base Number	Contract *	Area Team	Region	England
% of all assessments that were assess and fit appliances (case starts)	1	82	1.2%	53.1%	60.9%	60.1%
% of all assessments that were assess and refuse	0	82	0.0%	9.9%	11.2%	11.3%
% of all assessments that were assess and review	81	82	98.8%	37.0%	27.9%	28.6%
% of case starts with a reported IOTN of 3 and Aesthetic Component of 5 or below	0	1	N/A	0.1%	0.1%	0.1%
% of case starts with a reported IOTN of 3 and Aesthetic Component of 6 or above	0	1	N/A	5.9%	3.8%	4.1%
% of case starts with a reported IOTN of 4	1	1	100.0%	74.3%	78.4%	77.7%
% of case starts with a reported IOTN of 5	0	1	N/A	19.1%	16.9%	16.8 %
% of concluded courses in receipt of dual-arch fixed appliances	0	0	N/A	85.7%	76.9%	73.8%
% of concluded courses where treatment was abandoned or discontinued	0	0	N/A	10.3%	7.0%	7.0%
% of patients satisfied with the treatment they have received	0	0	N/A	97.2%	96.1%	96.0%

* Figures in italics indicate that the base number is less than 100.

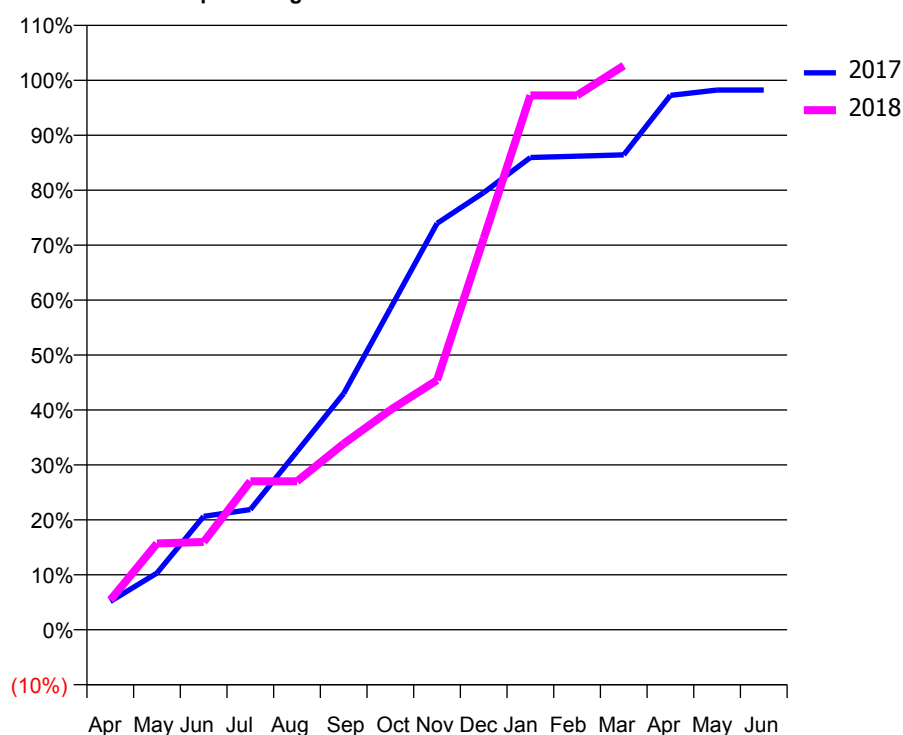
Q45 - Vital Signs Orthodontic At a Glance Contract Report for 832472/0001 - March 2018

Name or company name	MR AR FLETCHER	17/18 Contracted general activity (UDA)	25,408
Contract type name	GDS Contract	Carry forward general activity (UDA)	973
Purpose of contract	General and Orthodontic	17/18 Contracted orthodontic activity (UOA)	407
Contract start date	01/04/2006	Carry forward orthodontic activity (UOA)	0
Contract end date		Baseline contract value	£641,744.57

ACCESS	Contract	England and Wales
24 month ratio of assessments to patient IDs	1.00	1.04

ACTIVITY	Contract
Contract assess and fit appliances (case starts) as a percentage of Area Team case starts	0.6 %

Cumulative percentage of contracted UOA delivered 2017 & 2018



Month	Adjusted Scheduled Activity (UOA)		
	2016	2017	2018
April	0	21	22
May	43	42	64
June	64	84	65
July	128	89	110
August	212	132	110
September	233	175	138
October	278	238	163
November	302	301	185
December	345	324	290
January	370	350	396
February	392	351	396
March	393	352	418
April	395	396	
May	395	400	
June	395	400	

QUALITY (rolling 12 month period)

	Contract Quantity	Contract Base Number	Contract *	Area Team	Region	England
% of all assessments that were assess and fit appliances (case starts)	23	43	53.5%	53.1%	60.9%	60.1%
% of all assessments that were assess and refuse	3	43	7.0%	9.9%	11.2%	11.3%
% of all assessments that were assess and review	17	43	39.5%	37.0%	27.9%	28.6%
% of case starts with a reported IOTN of 3 and Aesthetic Component of 5 or below	0	23	<i>N/A</i>	0.1%	0.1%	0.1%
% of case starts with a reported IOTN of 3 and Aesthetic Component of 6 or above	4	23	17.4%	5.9%	3.8%	4.1%
% of case starts with a reported IOTN of 4	16	23	69.6%	74.3%	78.4%	77.7%
% of case starts with a reported IOTN of 5	3	23	13.0%	19.1%	16.9%	16.8%
% of concluded courses in receipt of dual-arch fixed appliances	9	13	69.2%	85.7%	76.9%	73.8%
% of concluded courses where treatment was abandoned or discontinued	4	13	30.8%	10.3%	7.0%	7.0%
% of patients satisfied with the treatment they have received	0	0	<i>N/A</i>	97.2%	96.1%	96.0%

* Figures in italics indicate that the base number is less than 100.

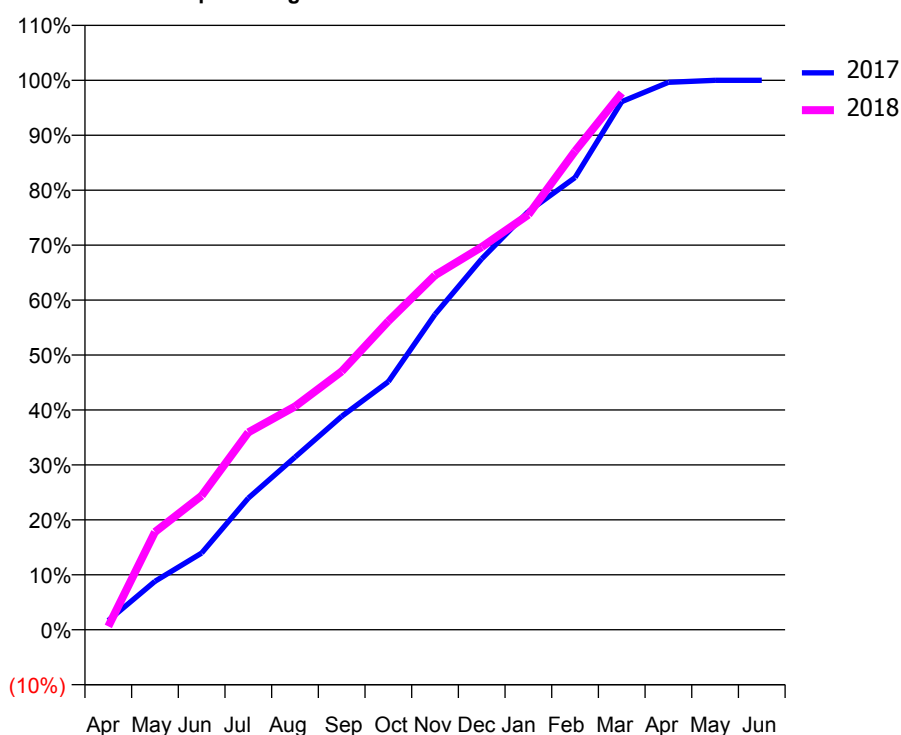
Q45 - Vital Signs Orthodontic At a Glance Contract Report for 839728/0002 - March 2018

Name or company name	MR NJ HUNTLEY	17/18 Contracted general activity (UDA)	0
Contract type name	PDS Contract	Carry forward general activity (UDA)	0
Purpose of contract	Orthodontic	17/18 Contracted orthodontic activity (UOA)	18,337
Contract start date	01/06/2011	Carry forward orthodontic activity (UOA)	0
Contract end date	31/03/2019	Baseline contract value	£1,237,599.09

ACCESS	Contract	England and Wales
24 month ratio of assessments to patient IDs	1.03	1.04

ACTIVITY	Contract
Contract assess and fit appliances (case starts) as a percentage of Area Team case starts	20.8 %

Cumulative percentage of contracted UOA delivered 2017 & 2018



Month	Adjusted Scheduled Activity (UOA)		
	2016	2017	2018
April	-32	308	114
May	723	1,618	3,264
June	2,021	2,560	4,475
July	4,209	4,396	6,590
August	5,768	5,762	7,453
September	7,609	7,120	8,623
October	9,398	8,277	10,298
November	11,737	10,525	11,831
December	13,670	12,375	12,774
January	14,735	13,960	13,851
February	17,787	15,093	15,971
March	19,181	17,622	17,914
April	21,555	18,269	
May	21,976	18,337	
June	21,976	18,337	

QUALITY (rolling 12 month period)

	Contract Quantity	Contract Base Number	Contract *	Area Team	Region	England
% of all assessments that were assess and fit appliances (case starts)	866	1,558	55.6%	53.1%	60.9%	60.1%
% of all assessments that were assess and refuse	192	1,558	12.3%	9.9%	11.2%	11.3%
% of all assessments that were assess and review	500	1,558	32.1%	37.0%	27.9%	28.6%
% of case starts with a reported IOTN of 3 and Aesthetic Component of 5 or below	1	866	0.1%	0.1%	0.1%	0.1%
% of case starts with a reported IOTN of 3 and Aesthetic Component of 6 or above	69	866	8.0%	5.9%	3.8%	4.1%
% of case starts with a reported IOTN of 4	636	866	73.4%	74.3%	78.4%	77.7%
% of case starts with a reported IOTN of 5	158	866	18.2%	19.1%	16.9%	16.8%
% of concluded courses in receipt of dual-arch fixed appliances	695	842	82.5%	85.7%	76.9%	73.8%
% of concluded courses where treatment was abandoned or discontinued	121	842	14.4%	10.3%	7.0%	7.0%
% of patients satisfied with the treatment they have received	28	29	96.6%	97.2%	96.1%	96.0%

* Figures in italics indicate that the base number is less than 100.

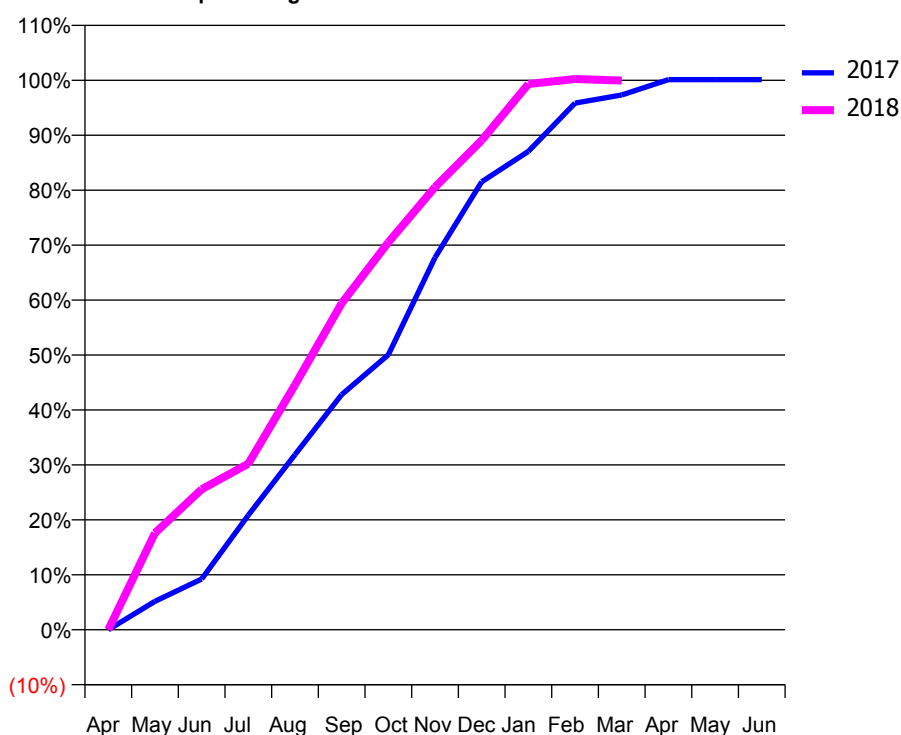
Q45 - Vital Signs Orthodontic At a Glance Contract Report for 839728/0003 - March 2018

Name or company name	MR NJ HUNTLEY	17/18 Contracted general activity (UDA)	0
Contract type name	PDS Contract	Carry forward general activity (UDA)	0
Purpose of contract	Orthodontic	17/18 Contracted orthodontic activity (UOA)	6,959
Contract start date	01/06/2011	Carry forward orthodontic activity (UOA)	0
Contract end date	31/03/2019	Baseline contract value	£424,947.53

ACCESS	Contract	England and Wales
24 month ratio of assessments to patient IDs	1.01	1.04

ACTIVITY	Contract
Contract assess and fit appliances (case starts) as a percentage of Area Team case starts	8.0 %

Cumulative percentage of contracted UOA delivered 2017 & 2018



Month	Adjusted Scheduled Activity (UOA)		
	2016	2017	2018
April	0	0	0
May	501	360	1,225
June	885	642	1,779
July	1,612	1,452	2,104
August	2,234	2,218	3,102
September	2,778	2,978	4,135
October	3,359	3,483	4,907
November	4,214	4,714	5,606
December	4,780	5,674	6,199
January	5,082	6,058	6,911
February	5,821	6,669	6,976
March	6,641	6,773	6,955
April	7,020	6,967	
May	7,043	6,967	
June	7,043	6,967	

QUALITY (rolling 12 month period)

	Contract Quantity	Contract Base Number	Contract *	Area Team	Region	England
% of all assessments that were assess and fit appliances (case starts)	332	617	53.8%	53.1%	60.9%	60.1%
% of all assessments that were assess and refuse	82	617	13.3%	9.9%	11.2%	11.3%
% of all assessments that were assess and review	203	617	32.9%	37.0%	27.9%	28.6%
% of case starts with a reported IOTN of 3 and Aesthetic Component of 5 or below	0	332	N/A	0.1%	0.1%	0.1%
% of case starts with a reported IOTN of 3 and Aesthetic Component of 6 or above	37	332	11.1%	5.9%	3.8%	4.1%
% of case starts with a reported IOTN of 4	229	332	69.0%	74.3%	78.4%	77.7%
% of case starts with a reported IOTN of 5	64	332	19.3%	19.1%	16.9%	16.8 %
% of concluded courses in receipt of dual-arch fixed appliances	283	371	76.3%	85.7%	76.9%	73.8%
% of concluded courses where treatment was abandoned or discontinued	76	371	20.5%	10.3%	7.0%	7.0%
% of patients satisfied with the treatment they have received	18	18	100.0%	97.2%	96.1%	96.0%

* Figures in italics indicate that the base number is less than 100.

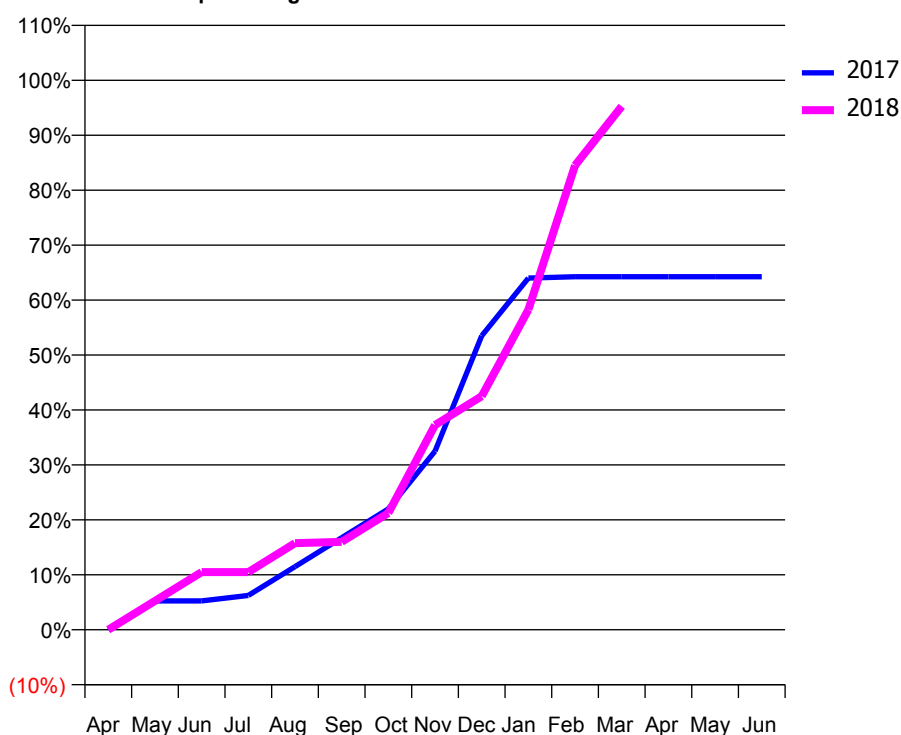
Q45 - Vital Signs Orthodontic At a Glance Contract Report for 919047/0001 - March 2018

Name or company name	MR TR LEWIS	17/18 Contracted general activity (UDA)	4,075
Contract type name	GDS Contract	Carry forward general activity (UDA)	0
Purpose of contract	General and Orthodontic	17/18 Contracted orthodontic activity (UOA)	400
Contract start date	01/04/2006	Carry forward orthodontic activity (UOA)	0
Contract end date		Baseline contract value	£97,001.91

ACCESS	Contract	England and Wales
24 month ratio of assessments to patient IDs	1.00	1.04

ACTIVITY	Contract
Contract assess and fit appliances (case starts) as a percentage of Area Team case starts	0.4 %

Cumulative percentage of contracted UOA delivered 2017 & 2018



Month	Adjusted Scheduled Activity (UOA)		
	2016	2017	2018
April	0	0	0
May	0	21	21
June	42	21	42
July	63	25	42
August	127	46	63
September	190	67	64
October	233	88	85
November	233	130	149
December	317	214	170
January	317	256	233
February	338	257	338
March	359	257	381
April	422	257	
May	422	257	
June	422	257	

QUALITY (rolling 12 month period)

	Contract Quantity	Contract Base Number	Contract *	Area Team	Region	England
% of all assessments that were assess and fit appliances (case starts)	18	21	85.7%	53.1%	60.9%	60.1%
% of all assessments that were assess and refuse	3	21	14.3%	9.9%	11.2%	11.3%
% of all assessments that were assess and review	0	21	0.0%	37.0%	27.9%	28.6%
% of case starts with a reported IOTN of 3 and Aesthetic Component of 5 or below	0	18	N/A	0.1%	0.1%	0.1%
% of case starts with a reported IOTN of 3 and Aesthetic Component of 6 or above	0	18	N/A	5.9%	3.8%	4.1%
% of case starts with a reported IOTN of 4	15	18	83.3%	74.3%	78.4%	77.7%
% of case starts with a reported IOTN of 5	3	18	16.7%	19.1%	16.9%	16.8%
% of concluded courses in receipt of dual-arch fixed appliances	12	17	70.6%	85.7%	76.9%	73.8%
% of concluded courses where treatment was abandoned or discontinued	2	17	11.8%	10.3%	7.0%	7.0%
% of patients satisfied with the treatment they have received	1	1	100.0%	97.2%	96.1%	96.0%

* Figures in italics indicate that the base number is less than 100.

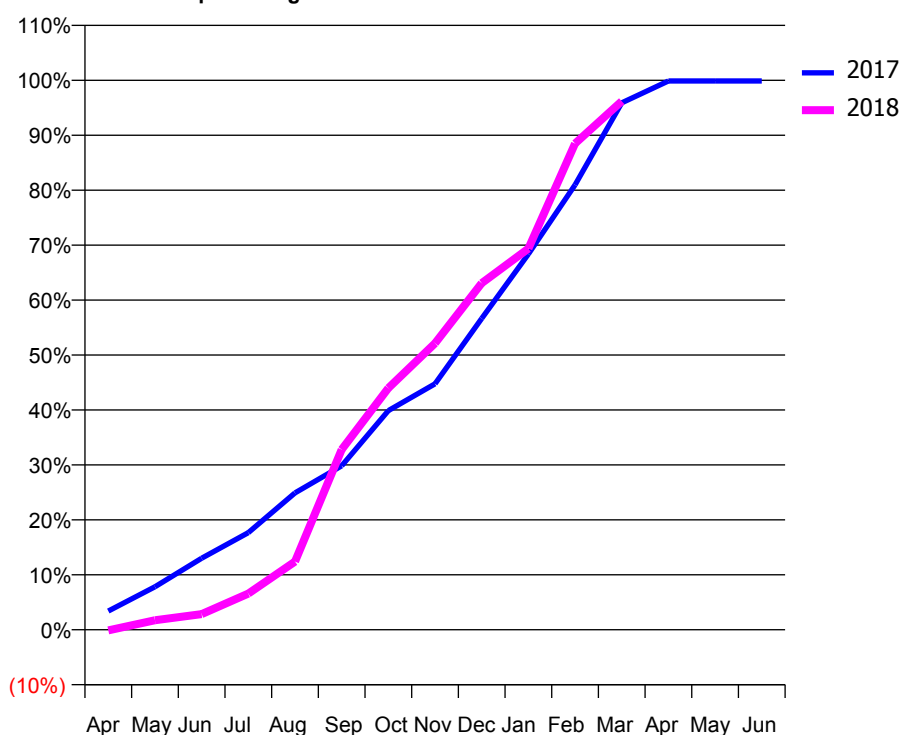
Q46 - Vital Signs Orthodontic At a Glance Contract Report for 101281/0088 - March 2018

Name or company name	OASIS DENTAL CARE LTD	17/18 Contracted general activity (UDA)	0
Contract type name	PDS Contract	Carry forward general activity (UDA)	0
Purpose of contract	Orthodontic	17/18 Contracted orthodontic activity (UOA)	9,019
Contract start date	01/04/2006	Carry forward orthodontic activity (UOA)	11
Contract end date	31/03/2019	Baseline contract value	£550,255.45

ACCESS	Contract	England and Wales
24 month ratio of assessments to patient IDs	1.01	1.04

ACTIVITY	Contract
Contract assess and fit appliances (case starts) as a percentage of Area Team case starts	4.6 %

Cumulative percentage of contracted UOA delivered 2017 & 2018



Month	Adjusted Scheduled Activity (UOA)		
	2016	2017	2018
April	246	307	-11
May	1,214	706	157
June	1,705	1,174	258
July	2,646	1,595	595
August	3,376	2,246	1,120
September	4,134	2,691	2,959
October	4,837	3,596	3,967
November	5,731	4,037	4,702
December	6,488	5,110	5,689
January	6,830	6,167	6,256
February	7,485	7,303	7,980
March	8,101	8,649	8,674
April	8,313	9,008	
May	8,355	9,008	
June	8,376	9,008	

QUALITY (rolling 12 month period)

	Contract Quantity	Contract Base Number	Contract *	Area Team	Region	England
% of all assessments that were assess and fit appliances (case starts)	432	459	94.1%	78.4%	60.9%	60.1%
% of all assessments that were assess and refuse	10	459	2.2%	7.2%	11.2%	11.3%
% of all assessments that were assess and review	17	459	3.7%	14.4%	27.9%	28.6%
% of case starts with a reported IOTN of 3 and Aesthetic Component of 5 or below	0	432	N/A	0.1%	0.1%	0.1%
% of case starts with a reported IOTN of 3 and Aesthetic Component of 6 or above	31	432	7.2%	4.0%	3.8%	4.1%
% of case starts with a reported IOTN of 4	358	432	82.9%	80.6%	78.4%	77.7%
% of case starts with a reported IOTN of 5	43	432	10.0%	14.6%	16.9%	16.8 %
% of concluded courses in receipt of dual-arch fixed appliances	276	381	72.4%	66.4%	76.9%	73.8%
% of concluded courses where treatment was abandoned or discontinued	76	381	19.9%	6.4%	7.0%	7.0%
% of patients satisfied with the treatment they have received	11	11	100.0%	95.6%	96.1%	96.0%

* Figures in italics indicate that the base number is less than 100.

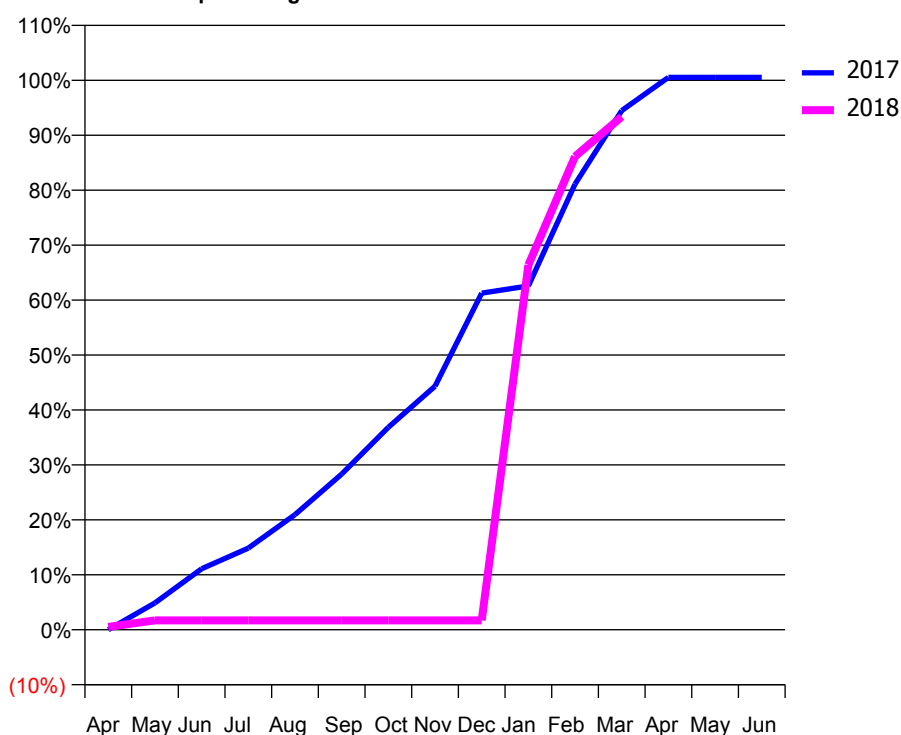
Q46 - Vital Signs Orthodontic At a Glance Contract Report for 101281/0146 - March 2018

Name or company name	OASIS DENTAL CARE LTD	17/18 Contracted general activity (UDA)	0
Contract type name	PDS Contract	Carry forward general activity (UDA)	0
Purpose of contract	Orthodontic	17/18 Contracted orthodontic activity (UOA)	1,752
Contract start date	01/04/2006	Carry forward orthodontic activity (UOA)	-9
Contract end date	31/03/2019	Baseline contract value	£113,479.22

ACCESS	Contract	England and Wales
24 month ratio of assessments to patient IDs	1.02	1.04

ACTIVITY	Contract
Contract assess and fit appliances (case starts) as a percentage of Area Team case starts	0.9 %

Cumulative percentage of contracted UOA delivered 2017 & 2018



Month	Adjusted Scheduled Activity (UOA)		
	2016	2017	2018
April	27	0	9
May	95	85	30
June	179	193	30
July	371	258	30
August	504	364	30
September	654	492	30
October	720	640	30
November	957	770	30
December	1,255	1,064	30
January	1,299	1,087	1,163
February	1,556	1,409	1,509
March	1,766	1,641	1,636
April	1,766	1,746	
May	1,767	1,746	
June	1,767	1,746	

QUALITY (rolling 12 month period)

	Contract Quantity	Contract Base Number	Contract *	Area Team	Region	England
% of all assessments that were assess and fit appliances (case starts)	81	113	71.7%	78.4%	60.9%	60.1%
% of all assessments that were assess and refuse	3	113	2.7%	7.2%	11.2%	11.3%
% of all assessments that were assess and review	29	113	25.7%	14.4%	27.9%	28.6%
% of case starts with a reported IOTN of 3 and Aesthetic Component of 5 or below	0	81	<i>N/A</i>	0.1%	0.1%	0.1%
% of case starts with a reported IOTN of 3 and Aesthetic Component of 6 or above	0	81	<i>N/A</i>	4.0%	3.8%	4.1%
% of case starts with a reported IOTN of 4	76	81	93.8%	80.6%	78.4%	77.7%
% of case starts with a reported IOTN of 5	5	81	6.2%	14.6%	16.9%	16.8 %
% of concluded courses in receipt of dual-arch fixed appliances	10	11	90.9%	66.4%	76.9%	73.8%
% of concluded courses where treatment was abandoned or discontinued	1	11	9.1%	6.4%	7.0%	7.0%
% of patients satisfied with the treatment they have received	0	0	<i>N/A</i>	95.6%	96.1%	96.0%

* Figures in italics indicate that the base number is less than 100.

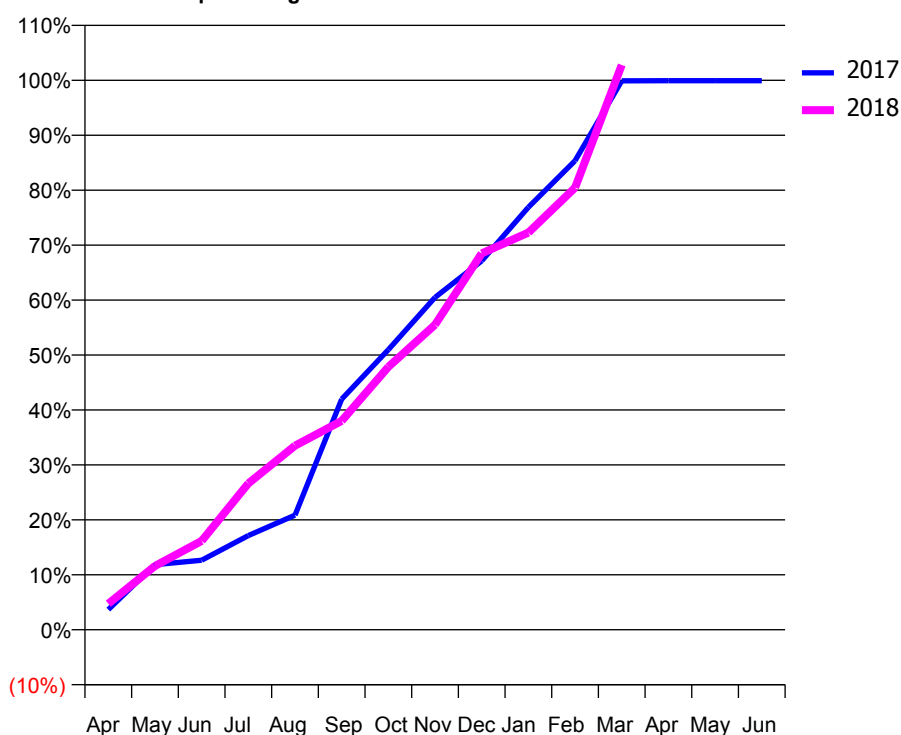
Q46 - Vital Signs Orthodontic At a Glance Contract Report for 101281/0209 - March 2018

Name or company name	OASIS DENTAL CARE LTD	17/18 Contracted general activity (UDA)	0
Contract type name	PDS Contract	Carry forward general activity (UDA)	0
Purpose of contract	Orthodontic	17/18 Contracted orthodontic activity (UOA)	7,971
Contract start date	01/09/2009	Carry forward orthodontic activity (UOA)	41
Contract end date	31/03/2019	Baseline contract value	£486,323.01

ACCESS	Contract	England and Wales
24 month ratio of assessments to patient IDs	1.00	1.04

ACTIVITY	Contract
Contract assess and fit appliances (case starts) as a percentage of Area Team case starts	4.2 %

Cumulative percentage of contracted UOA delivered 2017 & 2018



Month	Adjusted Scheduled Activity (UOA)		
	2016	2017	2018
April	294	294	379
May	829	945	925
June	1,256	1,008	1,289
July	2,264	1,367	2,123
August	3,274	1,662	2,671
September	3,484	3,346	3,030
October	4,242	4,063	3,813
November	4,852	4,822	4,424
December	5,572	5,351	5,460
January	5,805	6,128	5,761
February	6,036	6,804	6,413
March	6,057	7,963	8,193
April	7,133	7,964	
May	7,576	7,964	
June	7,576	7,964	

QUALITY (rolling 12 month period)

	Contract Quantity	Contract Base Number	Contract *	Area Team	Region	England
% of all assessments that were assess and fit appliances (case starts)	393	431	91.2%	78.4%	60.9%	60.1%
% of all assessments that were assess and refuse	0	431	0.0%	7.2%	11.2%	11.3%
% of all assessments that were assess and review	38	431	8.8%	14.4%	27.9%	28.6%
% of case starts with a reported IOTN of 3 and Aesthetic Component of 5 or below	0	393	N/A	0.1%	0.1%	0.1%
% of case starts with a reported IOTN of 3 and Aesthetic Component of 6 or above	4	393	1.0%	4.0%	3.8%	4.1%
% of case starts with a reported IOTN of 4	332	393	84.5%	80.6%	78.4%	77.7%
% of case starts with a reported IOTN of 5	55	393	14.0%	14.6%	16.9%	16.8 %
% of concluded courses in receipt of dual-arch fixed appliances	544	677	80.4%	66.4%	76.9%	73.8%
% of concluded courses where treatment was abandoned or discontinued	49	677	7.2%	6.4%	7.0%	7.0%
% of patients satisfied with the treatment they have received	10	10	100.0%	95.6%	96.1%	96.0%

* Figures in italics indicate that the base number is less than 100.

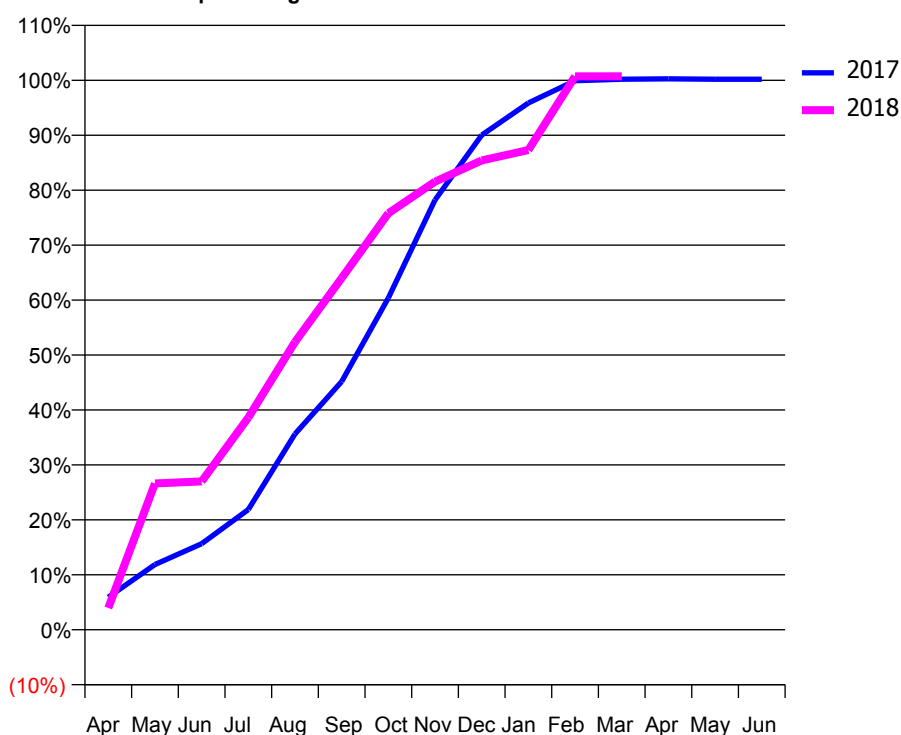
Q46 - Vital Signs Orthodontic At a Glance Contract Report for 102903/0001 - March 2018

Name or company name	Fogg, Whittingham & Casserley	17/18 Contracted general activity (UDA)	39,616
Contract type name	GDS Contract	Carry forward general activity (UDA)	-255
Purpose of contract	General and Orthodontic	17/18 Contracted orthodontic activity (UOA)	1,111
Contract start date	01/04/2006	Carry forward orthodontic activity (UOA)	-2
Contract end date		Baseline contract value	£1,190,532.98

ACCESS	Contract	England and Wales
24 month ratio of assessments to patient IDs	1.03	1.04

ACTIVITY	Contract
Contract assess and fit appliances (case starts) as a percentage of Area Team case starts	0.6 %

Cumulative percentage of contracted UOA delivered 2017 & 2018



Month	Adjusted Scheduled Activity (UOA)		
	2016	2017	2018
April	1	66	44
May	91	132	296
June	115	174	300
July	206	243	429
August	272	396	582
September	530	502	711
October	617	671	842
November	687	869	906
December	733	1,000	949
January	756	1,065	970
February	1,056	1,110	1,119
March	1,107	1,113	1,119
April	1,108	1,114	
May	1,108	1,113	
June	1,108	1,113	

QUALITY (rolling 12 month period)

	Contract Quantity	Contract Base Number	Contract *	Area Team	Region	England
% of all assessments that were assess and fit appliances (case starts)	53	75	70.7%	78.4%	60.9%	60.1%
% of all assessments that were assess and refuse	1	75	1.3%	7.2%	11.2%	11.3%
% of all assessments that were assess and review	21	75	28.0%	14.4%	27.9%	28.6%
% of case starts with a reported IOTN of 3 and Aesthetic Component of 5 or below	0	53	N/A	0.1%	0.1%	0.1%
% of case starts with a reported IOTN of 3 and Aesthetic Component of 6 or above	1	53	1.9%	4.0%	3.8%	4.1%
% of case starts with a reported IOTN of 4	52	53	98.1%	80.6%	78.4%	77.7%
% of case starts with a reported IOTN of 5	0	53	N/A	14.6%	16.9%	16.8%
% of concluded courses in receipt of dual-arch fixed appliances	0	39	N/A	66.4%	76.9%	73.8%
% of concluded courses where treatment was abandoned or discontinued	10	39	25.6%	6.4%	7.0%	7.0%
% of patients satisfied with the treatment they have received	2	2	100.0%	95.6%	96.1%	96.0%

* Figures in italics indicate that the base number is less than 100.

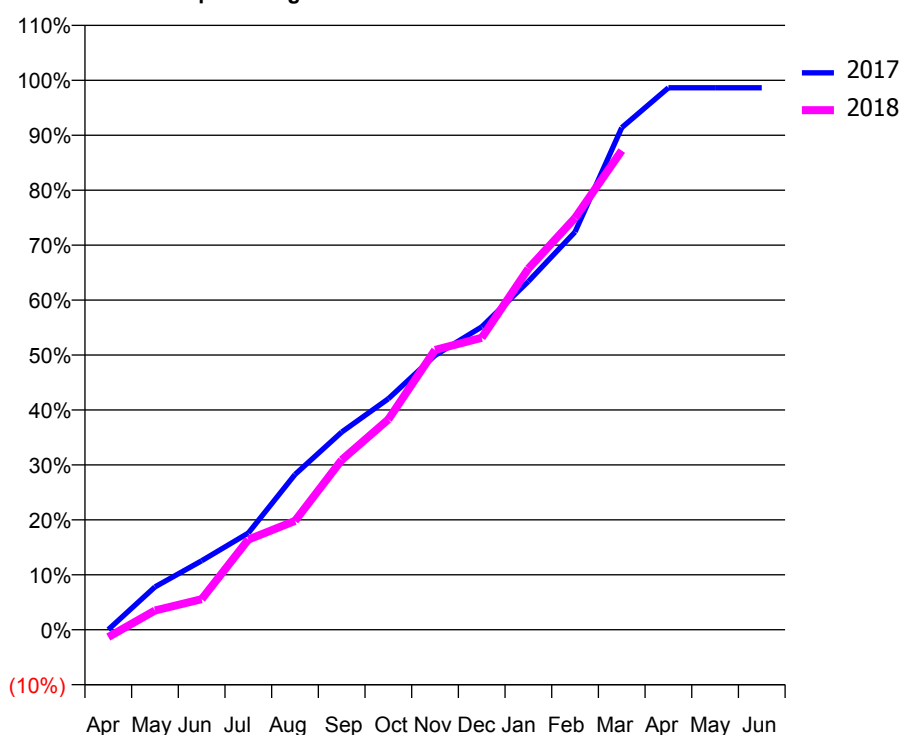
Q46 - Vital Signs Orthodontic At a Glance Contract Report for 104507/0001 - March 2018

Name or company name	Heaton Mersey Orthodontic Centre	17/18 Contracted general activity (UDA)	0
Contract type name	PDS Contract	Carry forward general activity (UDA)	0
Purpose of contract	Orthodontic	17/18 Contracted orthodontic activity (UOA)	16,392
Contract start date	01/04/2006	Carry forward orthodontic activity (UOA)	222
Contract end date	31/03/2019	Baseline contract value	£1,136,134.26

ACCESS	Contract	England and Wales
24 month ratio of assessments to patient IDs	1.01	1.04

ACTIVITY	Contract
Contract assess and fit appliances (case starts) as a percentage of Area Team case starts	8.0 %

Cumulative percentage of contracted UOA delivered 2017 & 2018



Month	Adjusted Scheduled Activity (UOA)		
	2016	2017	2018
April	298	5	-222
May	478	1,278	573
June	1,114	2,059	914
July	2,294	2,887	2,690
August	3,514	4,632	3,246
September	4,719	5,898	5,065
October	6,088	6,893	6,277
November	7,078	8,185	8,347
December	8,893	9,036	8,709
January	9,335	10,394	10,774
February	11,941	11,866	12,287
March	14,625	14,979	14,294
April	16,415	16,167	
May	16,415	16,167	
June	16,415	16,167	

QUALITY (rolling 12 month period)

	Contract Quantity	Contract Base Number	Contract *	Area Team	Region	England
% of all assessments that were assess and fit appliances (case starts)	748	874	85.6%	78.4%	60.9%	60.1%
% of all assessments that were assess and refuse	67	874	7.7%	7.2%	11.2%	11.3%
% of all assessments that were assess and review	59	874	6.8%	14.4%	27.9%	28.6%
% of case starts with a reported IOTN of 3 and Aesthetic Component of 5 or below	0	748	N/A	0.1%	0.1%	0.1%
% of case starts with a reported IOTN of 3 and Aesthetic Component of 6 or above	26	748	3.5%	4.0%	3.8%	4.1%
% of case starts with a reported IOTN of 4	634	748	84.8%	80.6%	78.4%	77.7%
% of case starts with a reported IOTN of 5	88	748	11.8%	14.6%	16.9%	16.8%
% of concluded courses in receipt of dual-arch fixed appliances	508	544	93.4%	66.4%	76.9%	73.8%
% of concluded courses where treatment was abandoned or discontinued	19	544	3.5%	6.4%	7.0%	7.0%
% of patients satisfied with the treatment they have received	19	20	95.0%	95.6%	96.1%	96.0%

* Figures in italics indicate that the base number is less than 100.

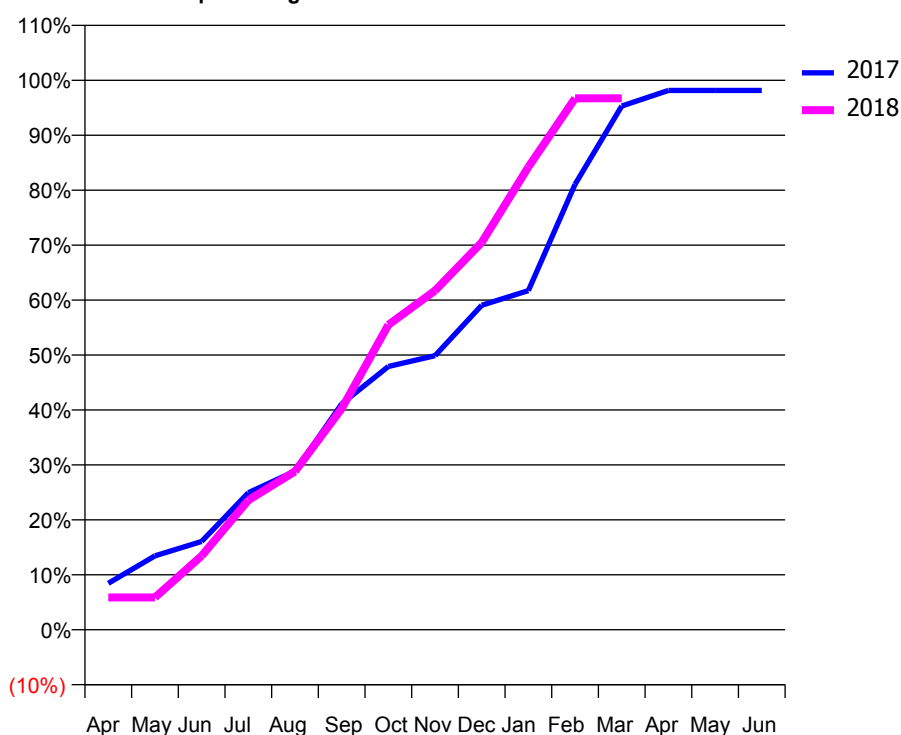
Q46 - Vital Signs Orthodontic At a Glance Contract Report for 108367/0001 - March 2018

Name or company name	Bell Lane Dental Practice	17/18 Contracted general activity (UDA)	12,338
Contract type name	GDS Contract	Carry forward general activity (UDA)	-67
Purpose of contract	General and Orthodontic	17/18 Contracted orthodontic activity (UOA)	1,680
Contract start date	01/04/2012	Carry forward orthodontic activity (UOA)	31
Contract end date		Baseline contract value	£566,182.23

ACCESS	Contract	England and Wales
24 month ratio of assessments to patient IDs	1.02	1.04

ACTIVITY	Contract
Contract assess and fit appliances (case starts) as a percentage of Area Team case starts	0.9 %

Cumulative percentage of contracted UOA delivered 2017 & 2018



Month	Adjusted Scheduled Activity (UOA)		
	2016	2017	2018
April	42	142	99
May	42	226	99
June	42	270	226
July	42	419	396
August	415	485	484
September	607	691	676
October	650	805	932
November	908	838	1,037
December	1,375	992	1,184
January	1,396	1,037	1,415
February	1,621	1,362	1,625
March	1,669	1,601	1,625
April	1,760	1,649	
May	1,760	1,649	
June	1,760	1,649	

QUALITY (rolling 12 month period)

	Contract Quantity	Contract Base Number	Contract *	Area Team	Region	England
% of all assessments that were assess and fit appliances (case starts)	80	101	79.2%	78.4%	60.9%	60.1%
% of all assessments that were assess and refuse	14	101	13.9%	7.2%	11.2%	11.3%
% of all assessments that were assess and review	7	101	6.9%	14.4%	27.9%	28.6%
% of case starts with a reported IOTN of 3 and Aesthetic Component of 5 or below	0	80	<i>N/A</i>	0.1%	0.1%	0.1%
% of case starts with a reported IOTN of 3 and Aesthetic Component of 6 or above	0	80	<i>N/A</i>	4.0%	3.8%	4.1%
% of case starts with a reported IOTN of 4	67	80	83.8%	80.6%	78.4%	77.7%
% of case starts with a reported IOTN of 5	13	80	16.3%	14.6%	16.9%	16.8%
% of concluded courses in receipt of dual-arch fixed appliances	8	37	21.6%	66.4%	76.9%	73.8%
% of concluded courses where treatment was abandoned or discontinued	6	37	16.2%	6.4%	7.0%	7.0%
% of patients satisfied with the treatment they have received	3	3	100.0%	95.6%	96.1%	96.0%

* Figures in italics indicate that the base number is less than 100.

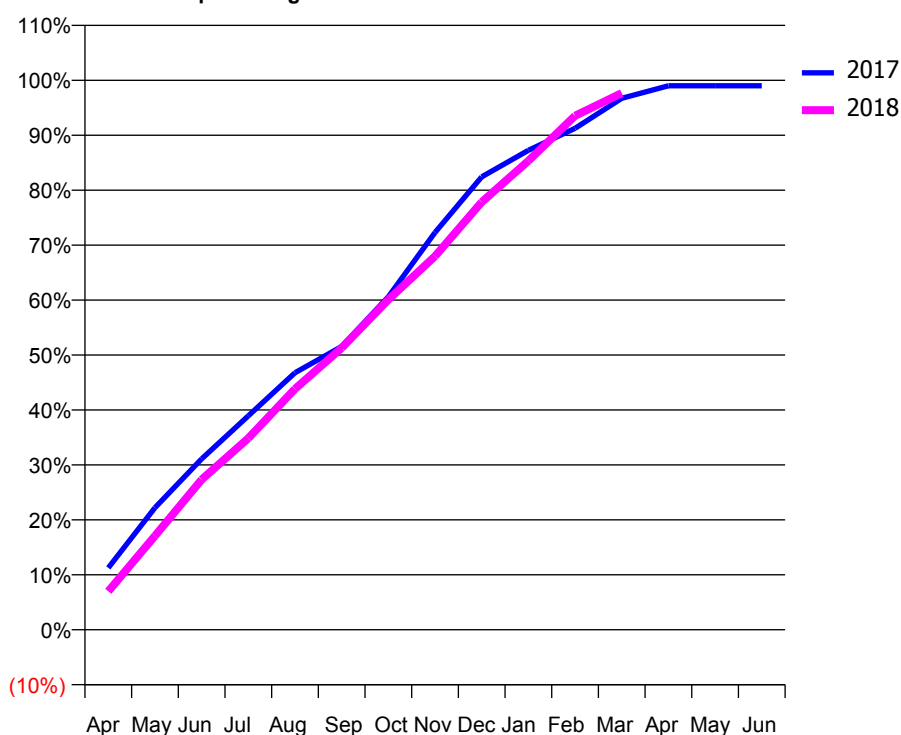
Q46 - Vital Signs Orthodontic At a Glance Contract Report for 125040/0001 - March 2018

Name or company name	Red Rose Dental Group	17/18 Contracted general activity (UDA)	6,575
Contract type name	GDS Contract	Carry forward general activity (UDA)	0
Purpose of contract	General and Orthodontic	17/18 Contracted orthodontic activity (UOA)	5,533
Contract start date	01/04/2013	Carry forward orthodontic activity (UOA)	56
Contract end date		Baseline contract value	£565,931.06

ACCESS	Contract	England and Wales
24 month ratio of assessments to patient IDs	1.01	1.04

ACTIVITY	Contract
Contract assess and fit appliances (case starts) as a percentage of Area Team case starts	2.8 %

Cumulative percentage of contracted UOA delivered 2017 & 2018



Month	Adjusted Scheduled Activity (UOA)		
	2016	2017	2018
April	285	624	387
May	1,212	1,229	946
June	1,907	1,721	1,513
July	2,835	2,154	1,929
August	3,296	2,588	2,425
September	3,804	2,852	2,838
October	4,224	3,354	3,324
November	4,681	4,001	3,761
December	5,338	4,561	4,307
January	5,359	4,827	4,722
February	5,443	5,049	5,175
March	5,506	5,351	5,404
April	5,549	5,477	
May	5,506	5,477	
June	5,506	5,477	

QUALITY (rolling 12 month period)

	Contract Quantity	Contract Base Number	Contract *	Area Team	Region	England
% of all assessments that were assess and fit appliances (case starts)	259	483	53.6%	78.4%	60.9%	60.1%
% of all assessments that were assess and refuse	100	483	20.7%	7.2%	11.2%	11.3%
% of all assessments that were assess and review	124	483	25.7%	14.4%	27.9%	28.6%
% of case starts with a reported IOTN of 3 and Aesthetic Component of 5 or below	0	259	N/A	0.1%	0.1%	0.1%
% of case starts with a reported IOTN of 3 and Aesthetic Component of 6 or above	17	259	6.6%	4.0%	3.8%	4.1%
% of case starts with a reported IOTN of 4	207	259	79.9%	80.6%	78.4%	77.7%
% of case starts with a reported IOTN of 5	35	259	13.5%	14.6%	16.9%	16.8 %
% of concluded courses in receipt of dual-arch fixed appliances	187	217	86.2%	66.4%	76.9%	73.8%
% of concluded courses where treatment was abandoned or discontinued	15	217	6.9%	6.4%	7.0%	7.0%
% of patients satisfied with the treatment they have received	3	3	100.0%	95.6%	96.1%	96.0%

* Figures in italics indicate that the base number is less than 100.

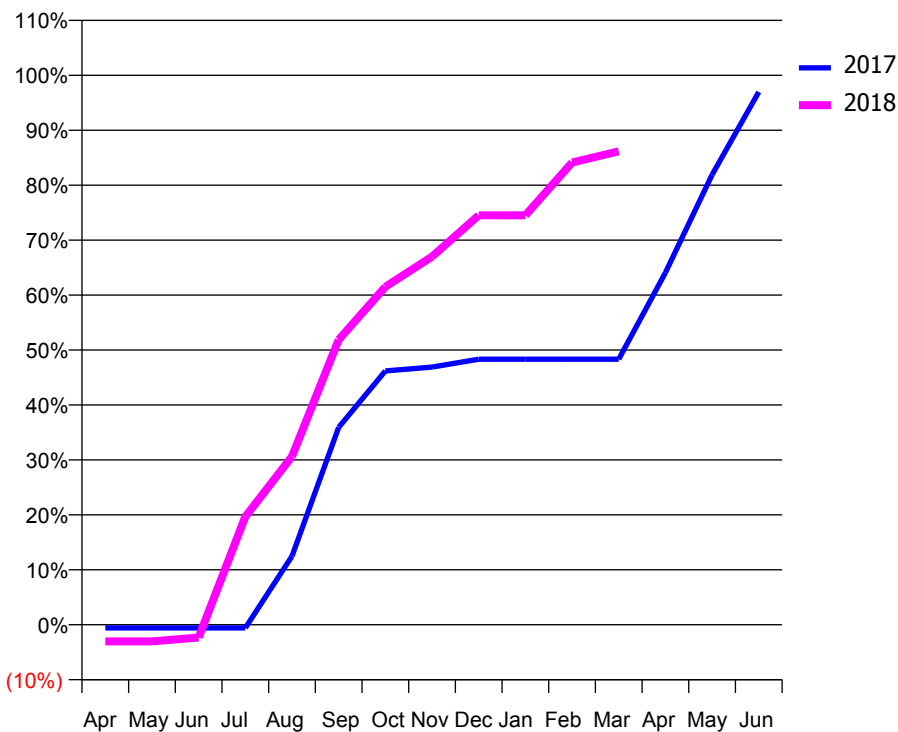
Q46 - Vital Signs Orthodontic At a Glance Contract Report for 126535/0001 - March 2018

Name or company name	KML Orthodontics	17/18 Contracted general activity (UDA)	0
Contract type name	PDS Contract	Carry forward general activity (UDA)	0
Purpose of contract	Orthodontic	17/18 Contracted orthodontic activity (UOA)	3,065
Contract start date	01/04/2012	Carry forward orthodontic activity (UOA)	93
Contract end date	31/03/2019	Baseline contract value	£180,323.50

ACCESS	Contract	England and Wales
24 month ratio of assessments to patient IDs	1.00	1.04

ACTIVITY	Contract
Contract assess and fit appliances (case starts) as a percentage of Area Team case starts	2.2 %

Cumulative percentage of contracted UOA delivered 2017 & 2018



Month	Adjusted Scheduled Activity (UOA)		
	2016	2017	2018
April	61	-18	-93
May	61	-18	-93
June	61	-18	-72
July	1,092	-18	603
August	1,092	383	939
September	1,092	1,101	1,590
October	1,617	1,416	1,885
November	1,617	1,437	2,053
December	1,617	1,481	2,284
January	1,871	1,481	2,284
February	2,144	1,481	2,578
March	2,144	1,481	2,641
April	2,144	1,964	
May	2,858	2,510	
June	3,047	2,972	

QUALITY (rolling 12 month period)

	Contract Quantity	Contract Base Number	Contract *	Area Team	Region	England
% of all assessments that were assess and fit appliances (case starts)	201	203	99.0%	78.4%	60.9%	60.1%
% of all assessments that were assess and refuse	1	203	0.5%	7.2%	11.2%	11.3%
% of all assessments that were assess and review	1	203	0.5%	14.4%	27.9%	28.6%
% of case starts with a reported IOTN of 3 and Aesthetic Component of 5 or below	0	201	N/A	0.1%	0.1%	0.1%
% of case starts with a reported IOTN of 3 and Aesthetic Component of 6 or above	8	201	4.0%	4.0%	3.8%	4.1%
% of case starts with a reported IOTN of 4	173	201	86.1%	80.6%	78.4%	77.7%
% of case starts with a reported IOTN of 5	16	201	8.0%	14.6%	16.9%	16.8 %
% of concluded courses in receipt of dual-arch fixed appliances	296	302	98.0%	66.4%	76.9%	73.8%
% of concluded courses where treatment was abandoned or discontinued	2	302	0.7%	6.4%	7.0%	7.0%
% of patients satisfied with the treatment they have received	2	2	100.0%	95.6%	96.1%	96.0%

* Figures in italics indicate that the base number is less than 100.

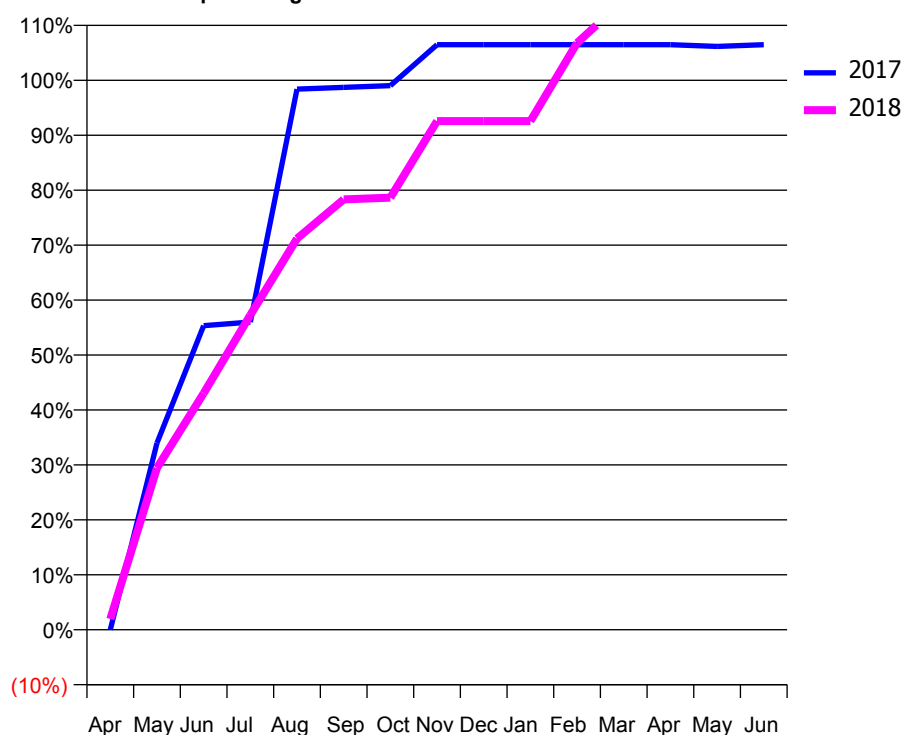
Q46 - Vital Signs Orthodontic At a Glance Contract Report for 134899/0001 - March 2018

Name or company name	High Lane Partnership	17/18 Contracted general activity (UDA)	14,969
Contract type name	GDS Contract	Carry forward general activity (UDA)	2
Purpose of contract	General and Orthodontic	17/18 Contracted orthodontic activity (UOA)	309
Contract start date	01/06/2015	Carry forward orthodontic activity (UOA)	-6
Contract end date		Baseline contract value	£437,919.13

ACCESS	Contract	England and Wales
24 month ratio of assessments to patient IDs	1.11	1.04

ACTIVITY	Contract
Contract assess and fit appliances (case starts) as a percentage of Area Team case starts	0.2 %

Cumulative percentage of contracted UOA delivered 2017 & 2018



Month	Adjusted Scheduled Activity (UOA)		
	2016	2017	2018
April	0	0	6
May	0	105	91
June	0	171	133
July	0	173	177
August	4	304	220
September	8	305	242
October	34	306	243
November	308	329	286
December	310	329	286
January	310	329	286
February	310	329	330
March	310	329	354
April	310	329	
May	310	328	
June	310	329	

QUALITY (rolling 12 month period)

	Contract Quantity	Contract Base Number	Contract *	Area Team	Region	England
% of all assessments that were assess and fit appliances (case starts)	16	30	53.3%	78.4%	60.9%	60.1%
% of all assessments that were assess and refuse	4	30	13.3%	7.2%	11.2%	11.3%
% of all assessments that were assess and review	10	30	33.3%	14.4%	27.9%	28.6%
% of case starts with a reported IOTN of 3 and Aesthetic Component of 5 or below	0	16	<i>N/A</i>	0.1%	0.1%	0.1%
% of case starts with a reported IOTN of 3 and Aesthetic Component of 6 or above	0	16	<i>N/A</i>	4.0%	3.8%	4.1%
% of case starts with a reported IOTN of 4	13	16	81.3%	80.6%	78.4%	77.7%
% of case starts with a reported IOTN of 5	3	16	18.8%	14.6%	16.9%	16.8%
% of concluded courses in receipt of dual-arch fixed appliances	0	7	<i>N/A</i>	66.4%	76.9%	73.8%
% of concluded courses where treatment was abandoned or discontinued	3	7	42.9%	6.4%	7.0%	7.0%
% of patients satisfied with the treatment they have received	1	1	100.0%	95.6%	96.1%	96.0%

* Figures in italics indicate that the base number is less than 100.

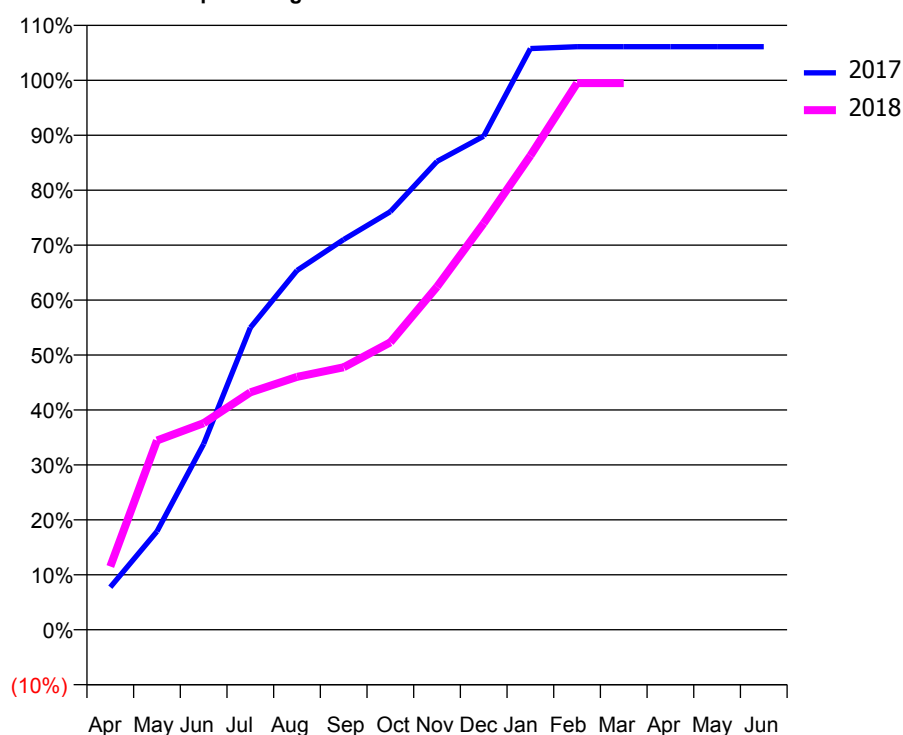
Q46 - Vital Signs Orthodontic At a Glance Contract Report for 136433/0001 - March 2018

Name or company name	Links Associates Salford Ltd	17/18 Contracted general activity (UDA)	0
Contract type name	PDS Contract	Carry forward general activity (UDA)	0
Purpose of contract	Orthodontic	17/18 Contracted orthodontic activity (UOA)	12,025
Contract start date	01/07/2014	Carry forward orthodontic activity (UOA)	-240
Contract end date	31/03/2019	Baseline contract value	£733,622.96

ACCESS	Contract	England and Wales
24 month ratio of assessments to patient IDs	1.00	1.04

ACTIVITY	Contract
Contract assess and fit appliances (case starts) as a percentage of Area Team case starts	6.0 %

Cumulative percentage of contracted UOA delivered 2017 & 2018



Month	Adjusted Scheduled Activity (UOA)		
	2016	2017	2018
April	1,333	933	1,384
May	1,944	2,153	4,143
June	2,007	4,066	4,521
July	3,519	6,611	5,195
August	4,191	7,862	5,533
September	5,325	8,540	5,743
October	5,852	9,149	6,289
November	6,650	10,249	7,507
December	8,290	10,801	8,897
January	9,073	12,718	10,375
February	11,021	12,760	11,964
March	11,317	12,760	11,964
April	11,317	12,760	
May	11,317	12,760	
June	11,317	12,760	

QUALITY (rolling 12 month period)

	Contract Quantity	Contract Base Number	Contract *	Area Team	Region	England
% of all assessments that were assess and fit appliances (case starts)	559	559	100.0%	78.4%	60.9%	60.1%
% of all assessments that were assess and refuse	0	559	0.0%	7.2%	11.2%	11.3%
% of all assessments that were assess and review	0	559	0.0%	14.4%	27.9%	28.6%
% of case starts with a reported IOTN of 3 and Aesthetic Component of 5 or below	0	559	N/A	0.1%	0.1%	0.1%
% of case starts with a reported IOTN of 3 and Aesthetic Component of 6 or above	21	559	3.8%	4.0%	3.8%	4.1%
% of case starts with a reported IOTN of 4	418	559	74.8%	80.6%	78.4%	77.7%
% of case starts with a reported IOTN of 5	116	559	20.8%	14.6%	16.9%	16.8 %
% of concluded courses in receipt of dual-arch fixed appliances	0	536	N/A	66.4%	76.9%	73.8%
% of concluded courses where treatment was abandoned or discontinued	38	536	7.1%	6.4%	7.0%	7.0%
% of patients satisfied with the treatment they have received	15	15	100.0%	95.6%	96.1%	96.0%

* Figures in italics indicate that the base number is less than 100.

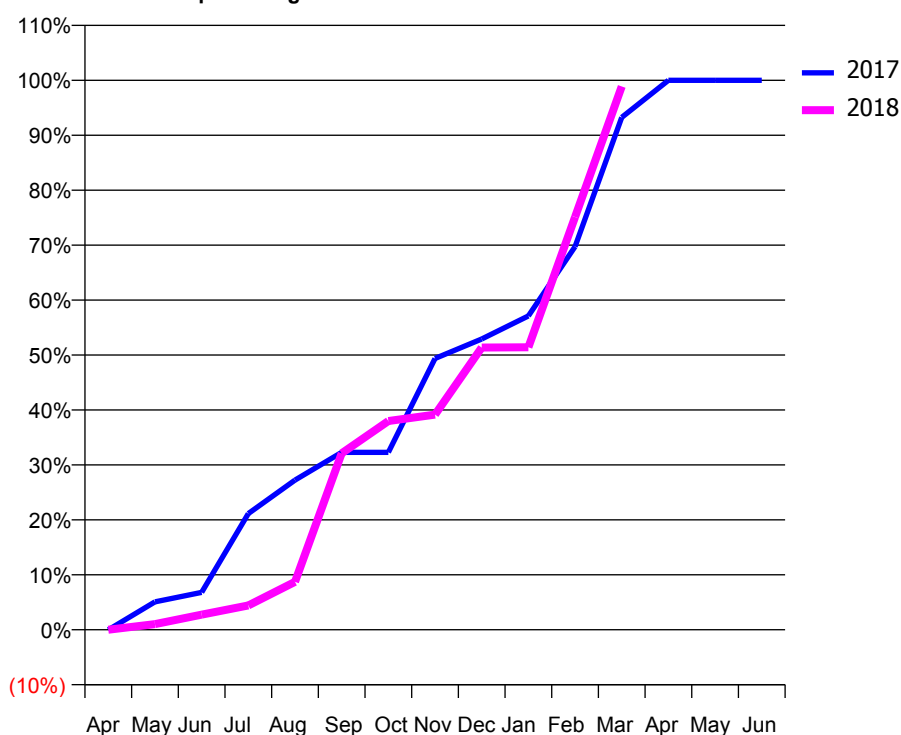
Q46 - Vital Signs Orthodontic At a Glance Contract Report for 137596/0001 - March 2018

Name or company name	Lotus Orthodontics	17/18 Contracted general activity (UDA)	0
Contract type name	PDS Contract	Carry forward general activity (UDA)	0
Purpose of contract	Orthodontic	17/18 Contracted orthodontic activity (UOA)	2,500
Contract start date	21/01/2010	Carry forward orthodontic activity (UOA)	0
Contract end date	31/03/2019	Baseline contract value	£146,351.03

ACCESS	Contract	England and Wales
24 month ratio of assessments to patient IDs	1.01	1.04

ACTIVITY	Contract
Contract assess and fit appliances (case starts) as a percentage of Area Team case starts	1.3 %

Cumulative percentage of contracted UOA delivered 2017 & 2018



Month	Adjusted Scheduled Activity (UOA)		
	2016	2017	2018
April	127	-1	0
May	343	127	26
June	343	170	69
July	956	529	111
August	1,047	681	218
September	1,206	807	803
October	1,206	807	950
November	1,599	1,234	979
December	1,675	1,323	1,284
January	1,729	1,428	1,285
February	2,007	1,743	1,878
March	2,343	2,331	2,472
April	2,499	2,500	
May	2,499	2,500	
June	2,499	2,500	

QUALITY (rolling 12 month period)	Contract Quantity	Contract Base Number	Contract *	Area Team	Region	England
% of all assessments that were assess and fit appliances (case starts)	121	221	54.8%	78.4%	60.9%	60.1%
% of all assessments that were assess and refuse	57	221	25.8%	7.2%	11.2%	11.3%
% of all assessments that were assess and review	43	221	19.5%	14.4%	27.9%	28.6%
% of case starts with a reported IOTN of 3 and Aesthetic Component of 5 or below	0	121	N/A	0.1%	0.1%	0.1%
% of case starts with a reported IOTN of 3 and Aesthetic Component of 6 or above	2	121	1.7%	4.0%	3.8%	4.1%
% of case starts with a reported IOTN of 4	115	121	95.0%	80.6%	78.4%	77.7%
% of case starts with a reported IOTN of 5	4	121	3.3%	14.6%	16.9%	16.8%
% of concluded courses in receipt of dual-arch fixed appliances	92	98	93.9%	66.4%	76.9%	73.8%
% of concluded courses where treatment was abandoned or discontinued	5	98	5.1%	6.4%	7.0%	7.0%
% of patients satisfied with the treatment they have received	12	12	100.0%	95.6%	96.1%	96.0%

* Figures in italics indicate that the base number is less than 100.

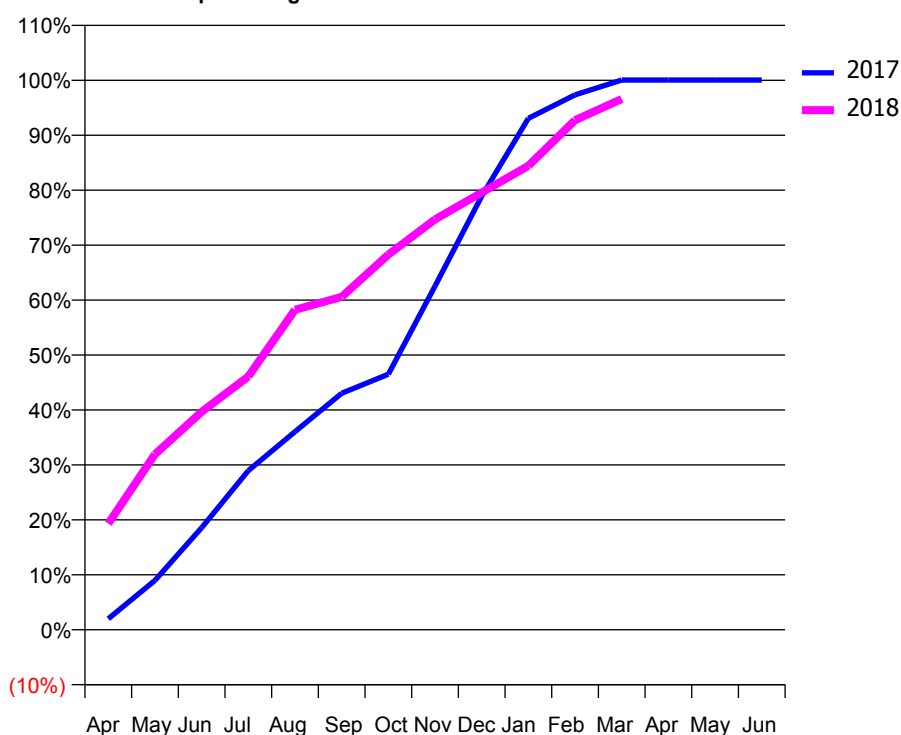
Q46 - Vital Signs Orthodontic At a Glance Contract Report for 155985/0002 - March 2018

Name or company name	Northern Orthodontics	17/18 Contracted general activity (UDA)	0
Contract type name	PDS Contract	Carry forward general activity (UDA)	0
Purpose of contract	Orthodontic	17/18 Contracted orthodontic activity (UOA)	5,596
Contract start date	01/04/2012	Carry forward orthodontic activity (UOA)	-2
Contract end date	31/03/2019	Baseline contract value	£327,592.14

ACCESS	Contract	England and Wales
24 month ratio of assessments to patient IDs	1.00	1.04

ACTIVITY	Contract
Contract assess and fit appliances (case starts) as a percentage of Area Team case starts	2.7 %

Cumulative percentage of contracted UOA delivered 2017 & 2018



Month	Adjusted Scheduled Activity (UOA)		
	2016	2017	2018
April	19	112	1,081
May	592	503	1,788
June	1,101	1,039	2,219
July	1,101	1,621	2,580
August	1,101	2,017	3,258
September	1,101	2,409	3,390
October	2,408	2,602	3,820
November	3,279	3,500	4,179
December	3,782	4,416	4,452
January	4,035	5,209	4,725
February	4,685	5,447	5,189
March	5,649	5,598	5,405
April	5,775	5,598	
May	5,775	5,598	
June	5,776	5,598	

QUALITY (rolling 12 month period)

	Contract Quantity	Contract Base Number	Contract *	Area Team	Region	England
% of all assessments that were assess and fit appliances (case starts)	254	307	82.7%	78.4%	60.9%	60.1%
% of all assessments that were assess and refuse	0	307	0.0%	7.2%	11.2%	11.3%
% of all assessments that were assess and review	53	307	17.3%	14.4%	27.9%	28.6%
% of case starts with a reported IOTN of 3 and Aesthetic Component of 5 or below	0	254	N/A	0.1%	0.1%	0.1%
% of case starts with a reported IOTN of 3 and Aesthetic Component of 6 or above	4	254	1.6%	4.0%	3.8%	4.1%
% of case starts with a reported IOTN of 4	209	254	82.3%	80.6%	78.4%	77.7%
% of case starts with a reported IOTN of 5	37	254	14.6%	14.6%	16.9%	16.8 %
% of concluded courses in receipt of dual-arch fixed appliances	0	252	N/A	66.4%	76.9%	73.8%
% of concluded courses where treatment was abandoned or discontinued	20	252	7.9%	6.4%	7.0%	7.0%
% of patients satisfied with the treatment they have received	9	10	90.0%	95.6%	96.1%	96.0%

* Figures in italics indicate that the base number is less than 100.

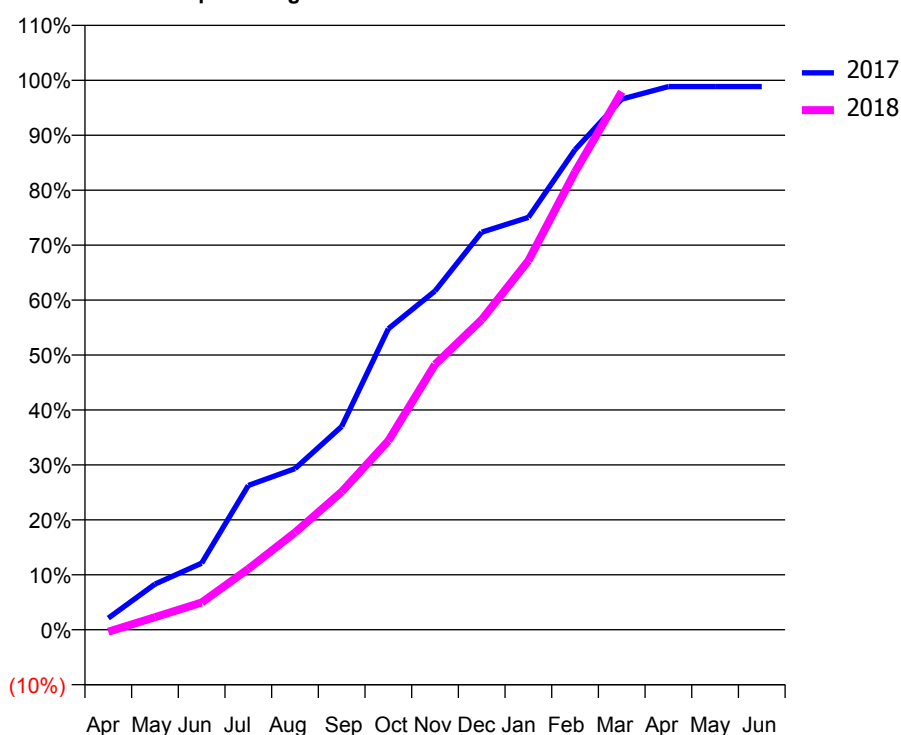
Q46 - Vital Signs Orthodontic At a Glance Contract Report for 159336/0001 - March 2018

Name or company name	Manchester Orthodontic Centre	17/18 Contracted general activity (UDA)	0
Contract type name	PDS Contract	Carry forward general activity (UDA)	0
Purpose of contract	Orthodontic	17/18 Contracted orthodontic activity (UOA)	5,500
Contract start date	01/04/2014	Carry forward orthodontic activity (UOA)	63
Contract end date	31/03/2019	Baseline contract value	£323,582.12

ACCESS	Contract	England and Wales
24 month ratio of assessments to patient IDs	1.01	1.04

ACTIVITY	Contract
Contract assess and fit appliances (case starts) as a percentage of Area Team case starts	2.8 %

Cumulative percentage of contracted UOA delivered 2017 & 2018



Month	Adjusted Scheduled Activity (UOA)		
	2016	2017	2018
April	57	117	-21
May	184	457	126
June	249	667	273
July	914	1,445	609
August	1,236	1,613	973
September	1,763	2,035	1,381
October	2,020	3,013	1,892
November	2,710	3,391	2,656
December	3,155	3,980	3,104
January	3,436	4,128	3,694
February	4,606	4,805	4,582
March	5,133	5,311	5,385
April	5,491	5,437	
May	5,491	5,437	
June	5,491	5,437	

QUALITY (rolling 12 month period)

	Contract Quantity	Contract Base Number	Contract *	Area Team	Region	England
% of all assessments that were assess and fit appliances (case starts)	263	296	88.9%	78.4%	60.9%	60.1%
% of all assessments that were assess and refuse	14	296	4.7%	7.2%	11.2%	11.3%
% of all assessments that were assess and review	19	296	6.4%	14.4%	27.9%	28.6%
% of case starts with a reported IOTN of 3 and Aesthetic Component of 5 or below	0	263	N/A	0.1%	0.1%	0.1%
% of case starts with a reported IOTN of 3 and Aesthetic Component of 6 or above	38	263	14.4%	4.0%	3.8%	4.1%
% of case starts with a reported IOTN of 4	194	263	73.8%	80.6%	78.4%	77.7%
% of case starts with a reported IOTN of 5	31	263	11.8%	14.6%	16.9%	16.8%
% of concluded courses in receipt of dual-arch fixed appliances	207	234	88.5%	66.4%	76.9%	73.8%
% of concluded courses where treatment was abandoned or discontinued	17	234	7.3%	6.4%	7.0%	7.0%
% of patients satisfied with the treatment they have received	1	1	100.0%	95.6%	96.1%	96.0%

* Figures in italics indicate that the base number is less than 100.

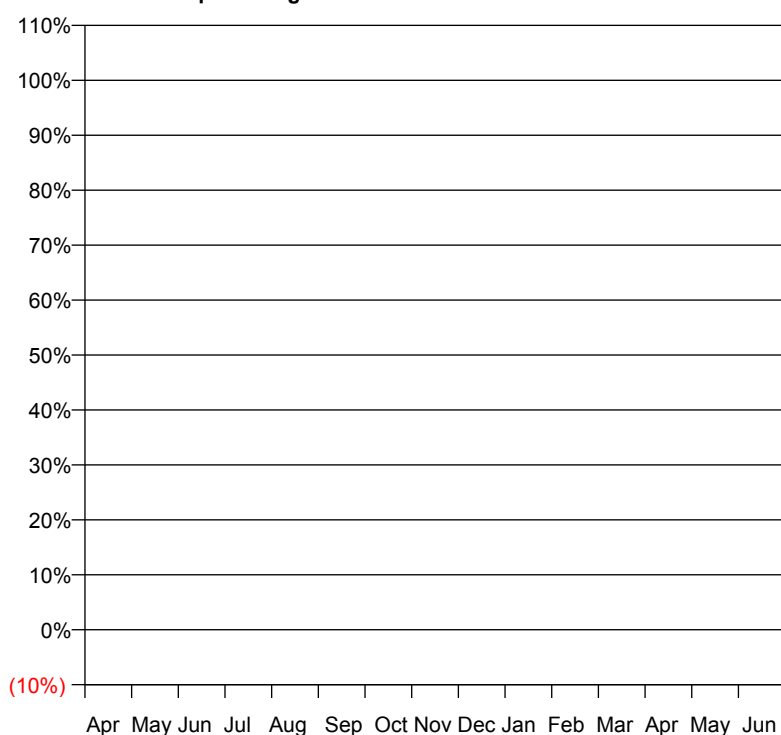
Q46 - Vital Signs Orthodontic At a Glance Contract Report for 160059/0001 - March 2018

Name or company name	REVIVE DENTAL CARE LIMITED	17/18 Contracted general activity (UDA)	28,580
Contract type name	Pilot Contract	Carry forward general activity (UDA)	0
Purpose of contract	General	17/18 Contracted orthodontic activity (UOA)	0
Contract start date	01/01/2015	Carry forward orthodontic activity (UOA)	0
Contract end date		Baseline contract value	£1,017,263.31

ACCESS	Contract	England and Wales
24 month ratio of assessments to patient IDs	1.00	1.04

ACTIVITY	Contract
Contract assess and fit appliances (case starts) as a percentage of Area Team case starts	0.0 %

Cumulative percentage of contracted UOA delivered 2017 & 2018



— 2017
— 2018

Month	Adjusted Scheduled Activity (UOA)		
	2016	2017	2018
April	0	0	0
May	0	0	1
June	0	0	1
July	0	0	1
August	0	0	1
September	0	0	1
October	0	0	1
November	0	0	1
December	0	0	1
January	0	0	1
February	0	0	1
March	0	0	1
April	0	0	
May	0	0	
June	0	0	

QUALITY (rolling 12 month period)

	Contract Quantity	Contract Base Number	Contract *	Area Team	Region	England
% of all assessments that were assess and fit appliances (case starts)	0	1	0.0%	78.4%	60.9%	60.1%
% of all assessments that were assess and refuse	0	1	0.0%	7.2%	11.2%	11.3%
% of all assessments that were assess and review	1	1	100.0%	14.4%	27.9%	28.6%
% of case starts with a reported IOTN of 3 and Aesthetic Component of 5 or below	0	0	N/A	0.1%	0.1%	0.1%
% of case starts with a reported IOTN of 3 and Aesthetic Component of 6 or above	0	0	N/A	4.0%	3.8%	4.1%
% of case starts with a reported IOTN of 4	0	0	N/A	80.6%	78.4%	77.7%
% of case starts with a reported IOTN of 5	0	0	N/A	14.6%	16.9%	16.8 %
% of concluded courses in receipt of dual-arch fixed appliances	0	0	N/A	66.4%	76.9%	73.8%
% of concluded courses where treatment was abandoned or discontinued	0	0	N/A	6.4%	7.0%	7.0%
% of patients satisfied with the treatment they have received	0	0	N/A	95.6%	96.1%	96.0%

* Figures in italics indicate that the base number is less than 100.

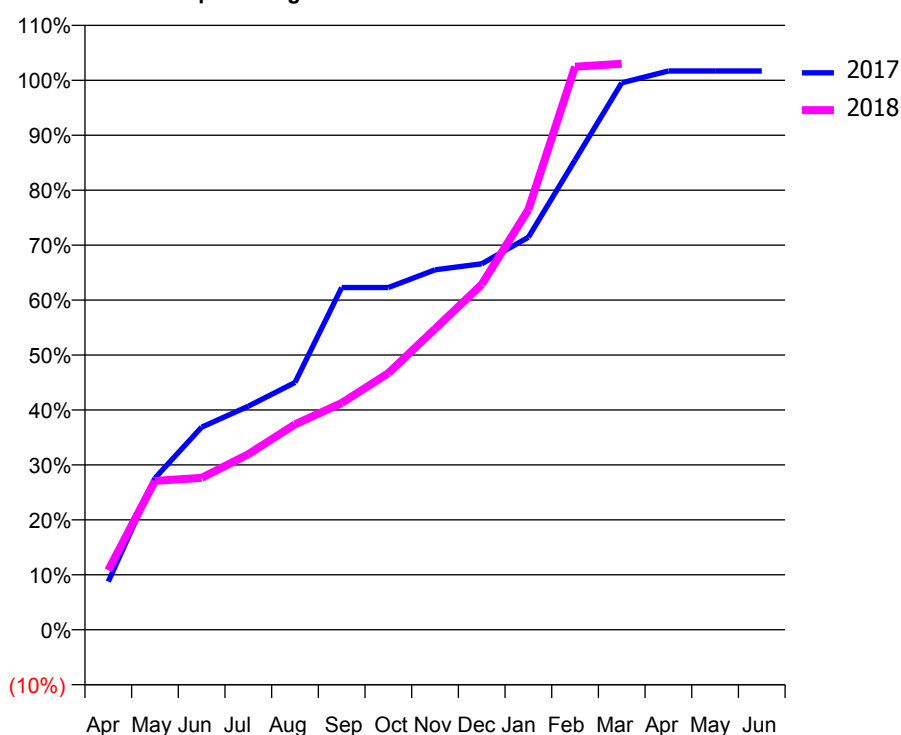
Q46 - Vital Signs Orthodontic At a Glance Contract Report for 175366/0001 - March 2018

Name or company name	Links Associates Ashton Ltd	17/18 Contracted general activity (UDA)	0
Contract type name	PDS Contract	Carry forward general activity (UDA)	0
Purpose of contract	Orthodontic	17/18 Contracted orthodontic activity (UOA)	3,900
Contract start date	01/07/2014	Carry forward orthodontic activity (UOA)	-66
Contract end date	31/03/2019	Baseline contract value	£228,307.60

ACCESS	Contract	England and Wales
24 month ratio of assessments to patient IDs	1.01	1.04

ACTIVITY	Contract
Contract assess and fit appliances (case starts) as a percentage of Area Team case starts	2.1 %

Cumulative percentage of contracted UOA delivered 2017 & 2018



Month	Adjusted Scheduled Activity (UOA)		
	2016	2017	2018
April	100	342	423
May	941	1,077	1,057
June	1,235	1,438	1,078
July	1,886	1,587	1,246
August	2,348	1,755	1,458
September	2,621	2,429	1,609
October	2,831	2,429	1,821
November	3,295	2,555	2,136
December	3,484	2,597	2,451
January	3,883	2,786	2,982
February	3,883	3,334	3,996
March	3,883	3,882	4,017
April	3,925	3,966	
May	3,925	3,966	
June	3,925	3,966	

QUALITY (rolling 12 month period)

	Contract Quantity	Contract Base Number	Contract *	Area Team	Region	England
% of all assessments that were assess and fit appliances (case starts)	194	194	100.0%	78.4%	60.9%	60.1%
% of all assessments that were assess and refuse	0	194	0.0%	7.2%	11.2%	11.3%
% of all assessments that were assess and review	0	194	0.0%	14.4%	27.9%	28.6%
% of case starts with a reported IOTN of 3 and Aesthetic Component of 5 or below	1	194	0.5%	0.1%	0.1%	0.1%
% of case starts with a reported IOTN of 3 and Aesthetic Component of 6 or above	6	194	3.1%	4.0%	3.8%	4.1%
% of case starts with a reported IOTN of 4	138	194	71.1%	80.6%	78.4%	77.7%
% of case starts with a reported IOTN of 5	42	194	21.6%	14.6%	16.9%	16.8%
% of concluded courses in receipt of dual-arch fixed appliances	0	110	N/A	66.4%	76.9%	73.8%
% of concluded courses where treatment was abandoned or discontinued	6	110	5.5%	6.4%	7.0%	7.0%
% of patients satisfied with the treatment they have received	5	5	100.0%	95.6%	96.1%	96.0%

* Figures in italics indicate that the base number is less than 100.

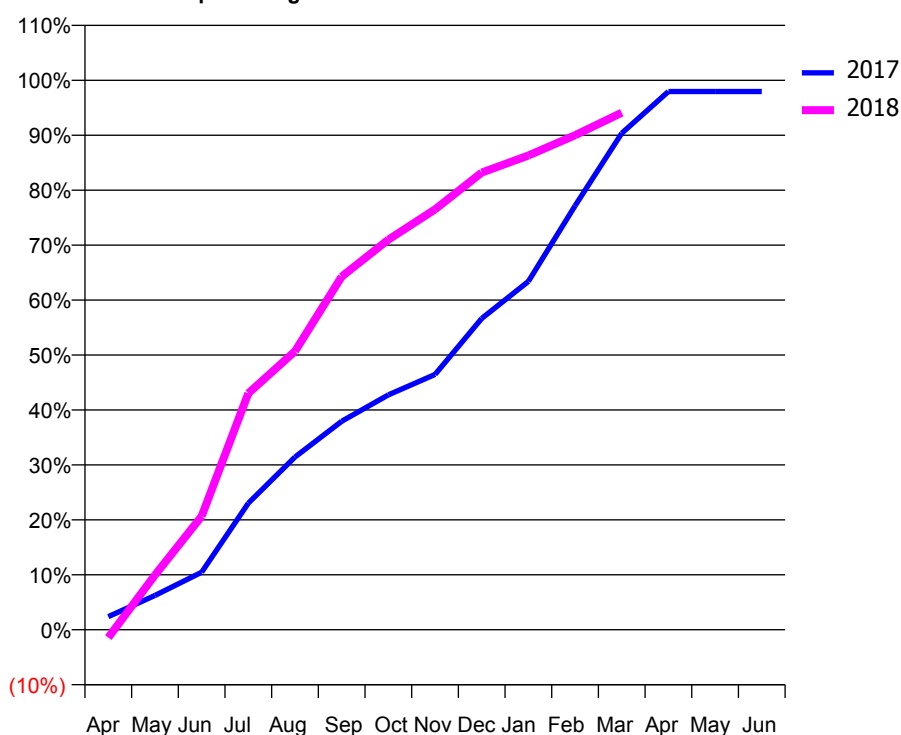
Q46 - Vital Signs Orthodontic At a Glance Contract Report for 184551/0001 - March 2018

Name or company name	Bamford Dental Practice	17/18 Contracted general activity (UDA)	9,554
Contract type name	GDS Contract	Carry forward general activity (UDA)	39
Purpose of contract	General and Orthodontic	17/18 Contracted orthodontic activity (UOA)	3,597
Contract start date	01/04/2006	Carry forward orthodontic activity (UOA)	74
Contract end date		Baseline contract value	£502,614.76

ACCESS	Contract	England and Wales
24 month ratio of assessments to patient IDs	1.02	1.04

ACTIVITY	Contract
Contract assess and fit appliances (case starts) as a percentage of Area Team case starts	1.9 %

Cumulative percentage of contracted UOA delivered 2017 & 2018



Month	Adjusted Scheduled Activity (UOA)		
	2016	2017	2018
April	-53	86	-52
May	268	225	358
June	436	377	743
July	625	829	1,548
August	795	1,131	1,823
September	1,154	1,365	2,312
October	1,302	1,538	2,554
November	1,597	1,671	2,752
December	1,873	2,038	2,993
January	2,022	2,280	3,105
February	2,404	2,775	3,237
March	2,603	3,250	3,385
April	3,426	3,523	
May	3,577	3,523	
June	3,577	3,523	

QUALITY (rolling 12 month period)

	Contract Quantity	Contract Base Number	Contract *	Area Team	Region	England
% of all assessments that were assess and fit appliances (case starts)	176	266	66.2%	78.4%	60.9%	60.1%
% of all assessments that were assess and refuse	28	266	10.5%	7.2%	11.2%	11.3%
% of all assessments that were assess and review	62	266	23.3%	14.4%	27.9%	28.6%
% of case starts with a reported IOTN of 3 and Aesthetic Component of 5 or below	1	176	0.6%	0.1%	0.1%	0.1%
% of case starts with a reported IOTN of 3 and Aesthetic Component of 6 or above	2	176	1.1%	4.0%	3.8%	4.1%
% of case starts with a reported IOTN of 4	143	176	81.3%	80.6%	78.4%	77.7%
% of case starts with a reported IOTN of 5	27	176	15.3%	14.6%	16.9%	16.8 %
% of concluded courses in receipt of dual-arch fixed appliances	115	137	83.9%	66.4%	76.9%	73.8%
% of concluded courses where treatment was abandoned or discontinued	13	137	9.5%	6.4%	7.0%	7.0%
% of patients satisfied with the treatment they have received	4	4	100.0%	95.6%	96.1%	96.0%

* Figures in italics indicate that the base number is less than 100.

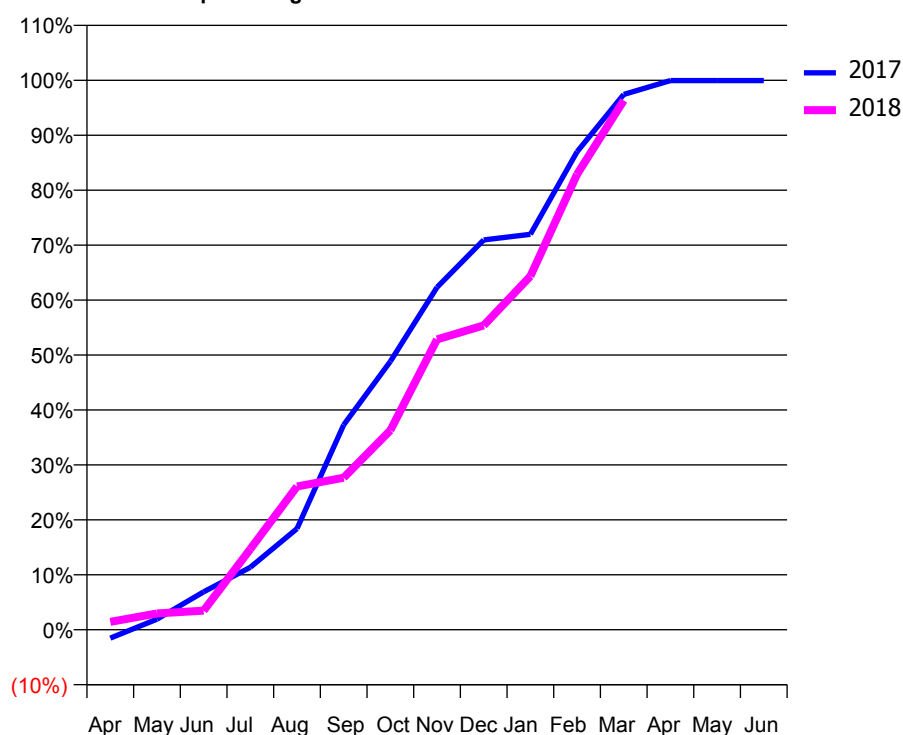
Q46 - Vital Signs Orthodontic At a Glance Contract Report for 190063/0004 - March 2018

Name or company name	Denton Orthodontic Centre Ltd	17/18 Contracted general activity (UDA)	0
Contract type name	PDS Contract	Carry forward general activity (UDA)	0
Purpose of contract	Orthodontic	17/18 Contracted orthodontic activity (UOA)	4,232
Contract start date	01/04/2012	Carry forward orthodontic activity (UOA)	2
Contract end date	31/03/2019	Baseline contract value	£247,743.01

ACCESS	Contract	England and Wales
24 month ratio of assessments to patient IDs	1.02	1.04

ACTIVITY	Contract
Contract assess and fit appliances (case starts) as a percentage of Area Team case starts	2.1 %

Cumulative percentage of contracted UOA delivered 2017 & 2018



Month	Adjusted Scheduled Activity (UOA)		
	2016	2017	2018
April	-21	-65	61
May	42	82	126
June	126	292	147
July	882	481	622
August	1,054	779	1,104
September	1,348	1,578	1,171
October	1,873	2,067	1,536
November	2,335	2,638	2,236
December	2,692	3,002	2,344
January	2,692	3,046	2,723
February	2,988	3,681	3,508
March	4,020	4,123	4,077
April	4,167	4,230	
May	4,167	4,230	
June	4,167	4,230	

QUALITY (rolling 12 month period)

	Contract Quantity	Contract Base Number	Contract *	Area Team	Region	England
% of all assessments that were assess and fit appliances (case starts)	198	260	76.2%	78.4%	60.9%	60.1%
% of all assessments that were assess and refuse	47	260	18.1%	7.2%	11.2%	11.3%
% of all assessments that were assess and review	15	260	5.8%	14.4%	27.9%	28.6%
% of case starts with a reported IOTN of 3 and Aesthetic Component of 5 or below	0	198	N/A	0.1%	0.1%	0.1%
% of case starts with a reported IOTN of 3 and Aesthetic Component of 6 or above	11	198	5.6%	4.0%	3.8%	4.1%
% of case starts with a reported IOTN of 4	127	198	64.1%	80.6%	78.4%	77.7%
% of case starts with a reported IOTN of 5	60	198	30.3%	14.6%	16.9%	16.8%
% of concluded courses in receipt of dual-arch fixed appliances	190	209	90.9%	66.4%	76.9%	73.8%
% of concluded courses where treatment was abandoned or discontinued	9	209	4.3%	6.4%	7.0%	7.0%
% of patients satisfied with the treatment they have received	2	4	50.0%	95.6%	96.1%	96.0%

* Figures in italics indicate that the base number is less than 100.

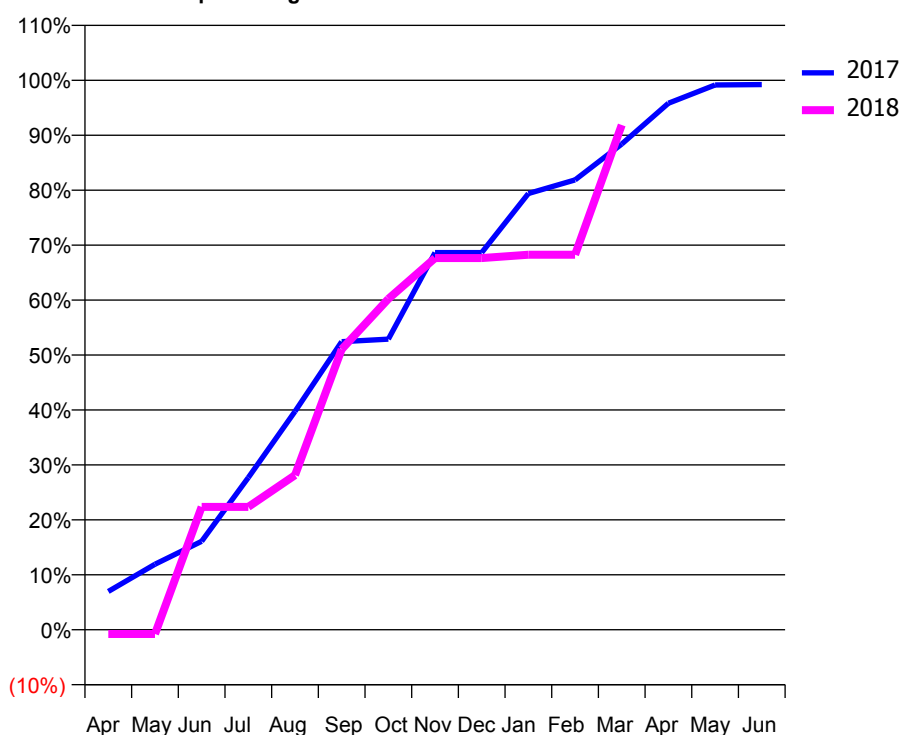
Q46 - Vital Signs Orthodontic At a Glance Contract Report for 190470/0007 - March 2018

Name or company name	G.k.A (1996) Ltd	17/18 Contracted general activity (UDA)	40,268
Contract type name	GDS Contract	Carry forward general activity (UDA)	533
Purpose of contract	General and Orthodontic	17/18 Contracted orthodontic activity (UOA)	2,541
Contract start date	01/05/2009	Carry forward orthodontic activity (UOA)	20
Contract end date		Baseline contract value	£1,292,765.85

ACCESS	Contract	England and Wales
24 month ratio of assessments to patient IDs	1.01	1.04

ACTIVITY	Contract
Contract assess and fit appliances (case starts) as a percentage of Area Team case starts	1.3 %

Cumulative percentage of contracted UOA delivered 2017 & 2018



Month	Adjusted Scheduled Activity (UOA)		
	2016	2017	2018
April	-91	177	-20
May	-90	303	-20
June	-90	409	568
July	-41	704	568
August	385	1,010	715
September	490	1,332	1,297
October	719	1,344	1,530
November	761	1,744	1,719
December	1,090	1,744	1,719
January	1,238	2,017	1,734
February	1,942	2,080	1,734
March	2,475	2,246	2,334
April	2,529	2,435	
May	2,592	2,519	
June	2,593	2,521	

QUALITY (rolling 12 month period)	Contract Quantity	Contract Base Number	Contract *	Area Team	Region	England
% of all assessments that were assess and fit appliances (case starts)	125	167	74.9%	78.4%	60.9%	60.1%
% of all assessments that were assess and refuse	11	167	6.6%	7.2%	11.2%	11.3%
% of all assessments that were assess and review	31	167	18.6%	14.4%	27.9%	28.6%
% of case starts with a reported IOTN of 3 and Aesthetic Component of 5 or below	0	125	N/A	0.1%	0.1%	0.1%
% of case starts with a reported IOTN of 3 and Aesthetic Component of 6 or above	1	125	0.8%	4.0%	3.8%	4.1%
% of case starts with a reported IOTN of 4	104	125	83.2%	80.6%	78.4%	77.7%
% of case starts with a reported IOTN of 5	20	125	16.0%	14.6%	16.9%	16.8%
% of concluded courses in receipt of dual-arch fixed appliances	79	91	86.8%	66.4%	76.9%	73.8%
% of concluded courses where treatment was abandoned or discontinued	8	91	8.8%	6.4%	7.0%	7.0%
% of patients satisfied with the treatment they have received	0	0	N/A	95.6%	96.1%	96.0%

* Figures in italics indicate that the base number is less than 100.

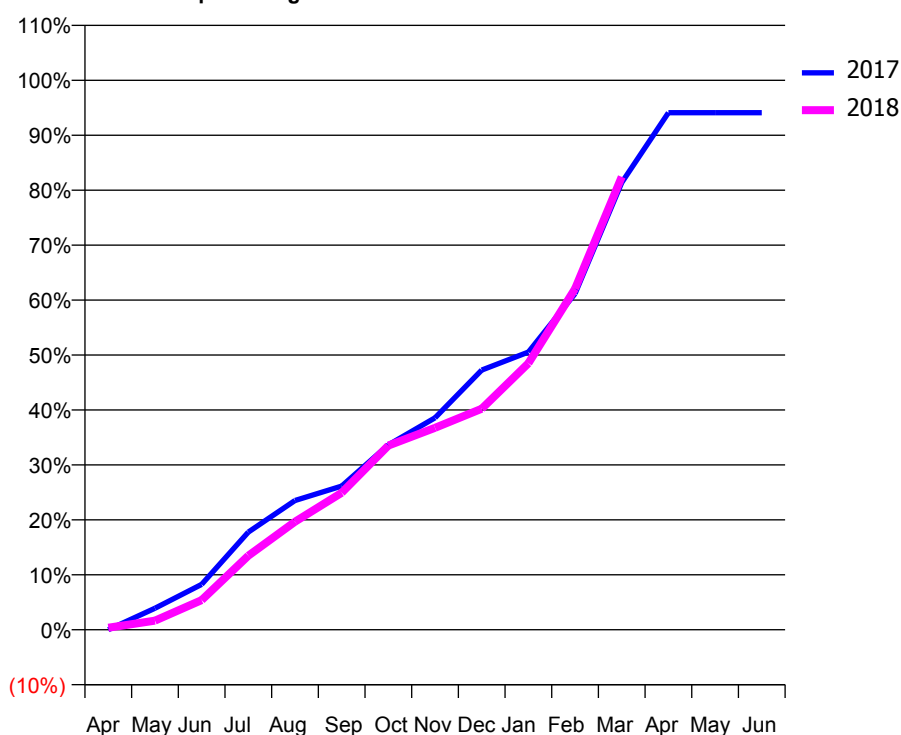
Q46 - Vital Signs Orthodontic At a Glance Contract Report for 193496/0002 - March 2018

Name or company name	Dentalign i Ormskirk	17/18 Contracted general activity (UDA)	0
Contract type name	PDS Contract	Carry forward general activity (UDA)	0
Purpose of contract	Orthodontic	17/18 Contracted orthodontic activity (UOA)	16,345
Contract start date	01/04/2008	Carry forward orthodontic activity (UOA)	0
Contract end date	31/03/2019	Baseline contract value	£979,111.35

ACCESS	Contract	England and Wales
24 month ratio of assessments to patient IDs	1.00	1.04

ACTIVITY	Contract
Contract assess and fit appliances (case starts) as a percentage of Area Team case starts	8.0 %

Cumulative percentage of contracted UOA delivered 2017 & 2018



Month	Adjusted Scheduled Activity (UOA)		
	2016	2017	2018
April	206	0	63
May	735	630	273
June	1,824	1,327	882
July	3,069	2,856	2,205
August	4,020	3,782	3,213
September	5,816	4,202	4,074
October	7,290	5,409	5,481
November	9,099	6,199	6,006
December	10,464	7,598	6,573
January	11,724	8,123	7,925
February	13,094	9,831	10,144
March	15,683	13,081	13,472
April	16,615	15,124	
May	16,615	15,124	
June	16,615	15,124	

QUALITY (rolling 12 month period)

	Contract Quantity	Contract Base Number	Contract *	Area Team	Region	England
% of all assessments that were assess and fit appliances (case starts)	746	746	100.0%	78.4%	60.9%	60.1%
% of all assessments that were assess and refuse	0	746	0.0%	7.2%	11.2%	11.3%
% of all assessments that were assess and review	0	746	0.0%	14.4%	27.9%	28.6%
% of case starts with a reported IOTN of 3 and Aesthetic Component of 5 or below	0	746	N/A	0.1%	0.1%	0.1%
% of case starts with a reported IOTN of 3 and Aesthetic Component of 6 or above	21	746	2.8%	4.0%	3.8%	4.1%
% of case starts with a reported IOTN of 4	583	746	78.2%	80.6%	78.4%	77.7%
% of case starts with a reported IOTN of 5	130	746	17.4%	14.6%	16.9%	16.8 %
% of concluded courses in receipt of dual-arch fixed appliances	642	742	86.5%	66.4%	76.9%	73.8%
% of concluded courses where treatment was abandoned or discontinued	66	742	8.9%	6.4%	7.0%	7.0%
% of patients satisfied with the treatment they have received	18	20	90.0%	95.6%	96.1%	96.0%

* Figures in italics indicate that the base number is less than 100.

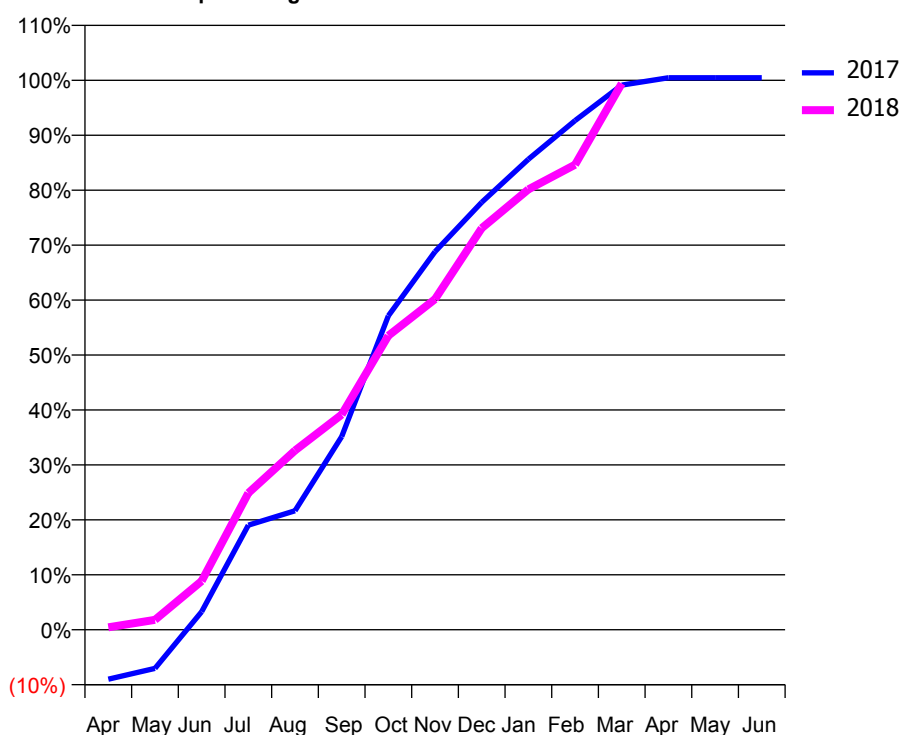
Q46 - Vital Signs Orthodontic At a Glance Contract Report for 198889/0002 - March 2018

Name or company name	Kings Dental Centre	17/18 Contracted general activity (UDA)	0
Contract type name	PDS Contract	Carry forward general activity (UDA)	0
Purpose of contract	Orthodontic	17/18 Contracted orthodontic activity (UOA)	3,274
Contract start date	01/05/2015	Carry forward orthodontic activity (UOA)	-15
Contract end date	31/03/2019	Baseline contract value	£192,678.45

ACCESS	Contract	England and Wales
24 month ratio of assessments to patient IDs	1.00	1.04

ACTIVITY	Contract
Contract assess and fit appliances (case starts) as a percentage of Area Team case starts	1.7 %

Cumulative percentage of contracted UOA delivered 2017 & 2018



Month	Adjusted Scheduled Activity (UOA)		
	2016	2017	2018
April	0	-295	15
May	0	-231	59
June	0	108	290
July	0	623	815
August	0	709	1,068
September	1,179	1,151	1,282
October	1,522	1,871	1,752
November	1,522	2,253	1,970
December	1,859	2,547	2,393
January	1,859	2,803	2,624
February	2,090	3,034	2,771
March	2,090	3,245	3,255
April	2,090	3,289	
May	2,090	3,289	
June	2,090	3,289	

QUALITY (rolling 12 month period)

	Contract Quantity	Contract Base Number	Contract *	Area Team	Region	England
% of all assessments that were assess and fit appliances (case starts)	157	172	91.3%	78.4%	60.9%	60.1%
% of all assessments that were assess and refuse	14	172	8.1%	7.2%	11.2%	11.3%
% of all assessments that were assess and review	1	172	0.6%	14.4%	27.9%	28.6%
% of case starts with a reported IOTN of 3 and Aesthetic Component of 5 or below	0	157	N/A	0.1%	0.1%	0.1%
% of case starts with a reported IOTN of 3 and Aesthetic Component of 6 or above	0	157	N/A	4.0%	3.8%	4.1%
% of case starts with a reported IOTN of 4	127	157	80.9%	80.6%	78.4%	77.7%
% of case starts with a reported IOTN of 5	30	157	19.1%	14.6%	16.9%	16.8 %
% of concluded courses in receipt of dual-arch fixed appliances	121	135	89.6%	66.4%	76.9%	73.8%
% of concluded courses where treatment was abandoned or discontinued	10	135	7.4%	6.4%	7.0%	7.0%
% of patients satisfied with the treatment they have received	3	3	100.0%	95.6%	96.1%	96.0%

* Figures in italics indicate that the base number is less than 100.

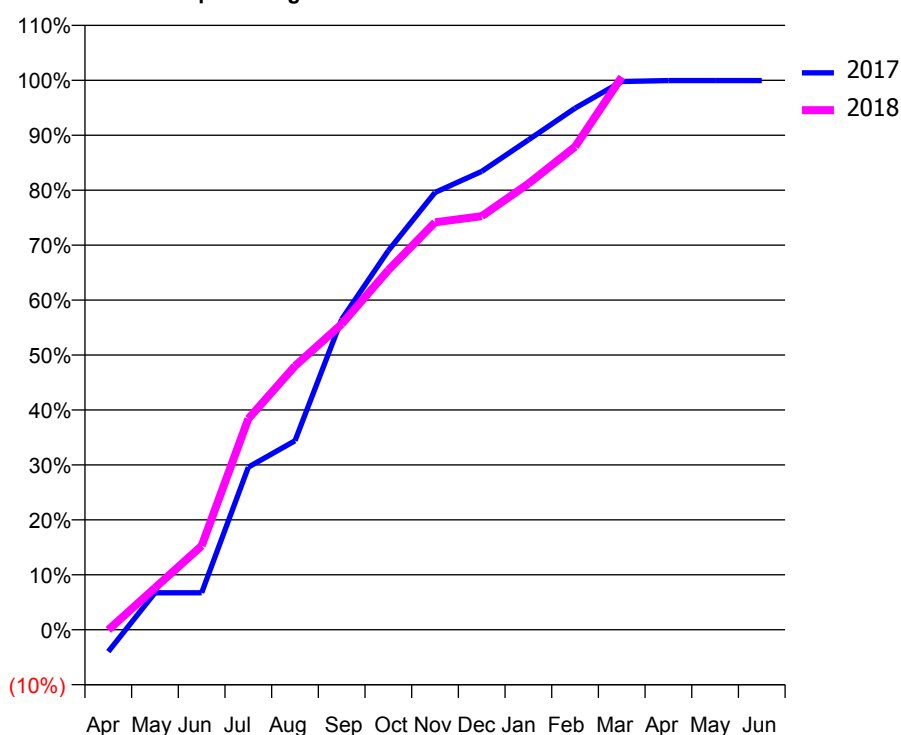
Q46 - Vital Signs Orthodontic At a Glance Contract Report for 198889/0003 - March 2018

Name or company name	Kings Dental Centre	17/18 Contracted general activity (UDA)	0
Contract type name	PDS Contract	Carry forward general activity (UDA)	0
Purpose of contract	Orthodontic	17/18 Contracted orthodontic activity (UOA)	2,200
Contract start date	01/05/2015	Carry forward orthodontic activity (UOA)	1
Contract end date	31/03/2019	Baseline contract value	£128,788.89

ACCESS	Contract	England and Wales
24 month ratio of assessments to patient IDs	1.00	1.04

ACTIVITY	Contract
Contract assess and fit appliances (case starts) as a percentage of Area Team case starts	1.1 %

Cumulative percentage of contracted UOA delivered 2017 & 2018



Month	Adjusted Scheduled Activity (UOA)		
	2016	2017	2018
April	0	-88	-1
May	0	148	168
June	0	148	336
July	0	651	845
August	0	757	1,056
September	340	1,243	1,224
October	1,275	1,518	1,440
November	1,275	1,751	1,631
December	1,275	1,835	1,656
January	1,275	1,961	1,786
February	1,275	2,088	1,934
March	1,275	2,195	2,213
April	1,275	2,199	
May	1,275	2,199	
June	1,275	2,199	

QUALITY (rolling 12 month period)

	Contract Quantity	Contract Base Number	Contract *	Area Team	Region	England
% of all assessments that were assess and fit appliances (case starts)	105	123	85.4%	78.4%	60.9%	60.1%
% of all assessments that were assess and refuse	16	123	13.0%	7.2%	11.2%	11.3%
% of all assessments that were assess and review	2	123	1.6%	14.4%	27.9%	28.6%
% of case starts with a reported IOTN of 3 and Aesthetic Component of 5 or below	0	105	N/A	0.1%	0.1%	0.1%
% of case starts with a reported IOTN of 3 and Aesthetic Component of 6 or above	0	105	N/A	4.0%	3.8%	4.1%
% of case starts with a reported IOTN of 4	84	105	80.0%	80.6%	78.4%	77.7%
% of case starts with a reported IOTN of 5	21	105	20.0%	14.6%	16.9%	16.8 %
% of concluded courses in receipt of dual-arch fixed appliances	120	137	87.6%	66.4%	76.9%	73.8%
% of concluded courses where treatment was abandoned or discontinued	12	137	8.8%	6.4%	7.0%	7.0%
% of patients satisfied with the treatment they have received	1	2	50.0%	95.6%	96.1%	96.0%

* Figures in italics indicate that the base number is less than 100.

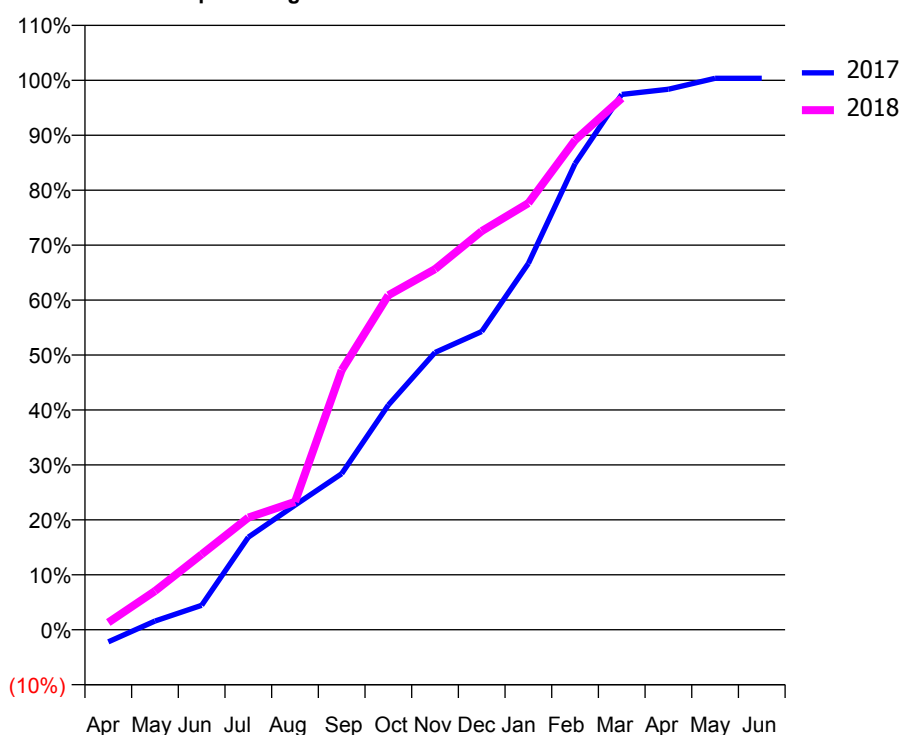
Q46 - Vital Signs Orthodontic At a Glance Contract Report for 199346/0001 - March 2018

Name or company name	Northenden House Orthodontics	17/18 Contracted general activity (UDA)	0
Contract type name	PDS Contract	Carry forward general activity (UDA)	0
Purpose of contract	Orthodontic	17/18 Contracted orthodontic activity (UOA)	2,200
Contract start date	01/04/2012	Carry forward orthodontic activity (UOA)	-8
Contract end date	31/03/2019	Baseline contract value	£128,788.89

ACCESS	Contract	England and Wales
24 month ratio of assessments to patient IDs	1.01	1.04

ACTIVITY	Contract
Contract assess and fit appliances (case starts) as a percentage of Area Team case starts	1.1 %

Cumulative percentage of contracted UOA delivered 2017 & 2018



Month	Adjusted Scheduled Activity (UOA)		
	2016	2017	2018
April	81	-49	29
May	81	35	155
June	249	98	302
July	421	371	449
August	763	499	512
September	975	625	1,039
October	1,059	900	1,339
November	1,269	1,110	1,444
December	1,269	1,194	1,596
January	1,605	1,467	1,708
February	1,836	1,866	1,960
March	2,130	2,143	2,128
April	2,151	2,164	
May	2,151	2,208	
June	2,151	2,208	

QUALITY (rolling 12 month period)	Contract Quantity	Contract Base Number	Contract *	Area Team	Region	England
% of all assessments that were assess and fit appliances (case starts)	105	114	92.1%	78.4%	60.9%	60.1%
% of all assessments that were assess and refuse	3	114	2.6%	7.2%	11.2%	11.3%
% of all assessments that were assess and review	6	114	5.3%	14.4%	27.9%	28.6%
% of case starts with a reported IOTN of 3 and Aesthetic Component of 5 or below	0	105	N/A	0.1%	0.1%	0.1%
% of case starts with a reported IOTN of 3 and Aesthetic Component of 6 or above	4	105	3.8%	4.0%	3.8%	4.1%
% of case starts with a reported IOTN of 4	87	105	82.9%	80.6%	78.4%	77.7%
% of case starts with a reported IOTN of 5	14	105	13.3%	14.6%	16.9%	16.8%
% of concluded courses in receipt of dual-arch fixed appliances	0	109	N/A	66.4%	76.9%	73.8%
% of concluded courses where treatment was abandoned or discontinued	1	109	0.9%	6.4%	7.0%	7.0%
% of patients satisfied with the treatment they have received	2	2	100.0%	95.6%	96.1%	96.0%

* Figures in italics indicate that the base number is less than 100.

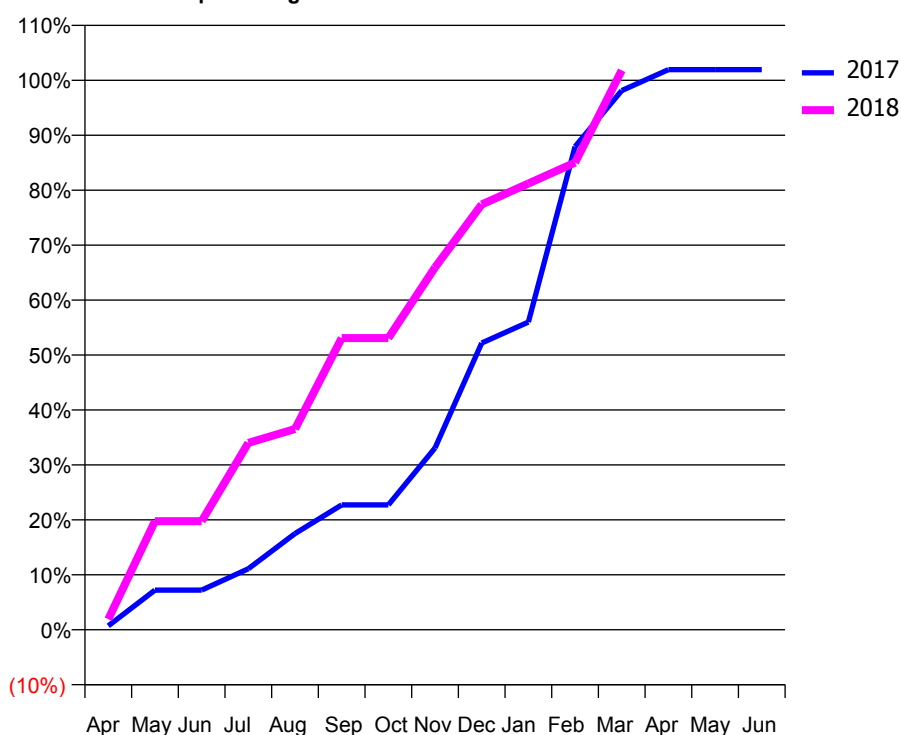
Q46 - Vital Signs Orthodontic At a Glance Contract Report for 219762/0001 - March 2018

Name or company name	MR SG SPENCER	17/18 Contracted general activity (UDA)	0
Contract type name	PDS Contract	Carry forward general activity (UDA)	0
Purpose of contract	Orthodontic	17/18 Contracted orthodontic activity (UOA)	1,650
Contract start date	01/04/2006	Carry forward orthodontic activity (UOA)	-32
Contract end date	31/03/2019	Baseline contract value	£97,074.64

ACCESS	Contract	England and Wales
24 month ratio of assessments to patient IDs	1.00	1.04

ACTIVITY	Contract
Contract assess and fit appliances (case starts) as a percentage of Area Team case starts	0.9 %

Cumulative percentage of contracted UOA delivered 2017 & 2018



Month	Adjusted Scheduled Activity (UOA)		
	2016	2017	2018
April	-30	12	32
May	-30	119	326
June	-30	119	326
July	-30	183	561
August	182	289	603
September	182	375	876
October	182	375	876
November	182	546	1,088
December	459	861	1,277
January	669	924	1,340
February	880	1,451	1,403
March	1,153	1,619	1,680
April	1,662	1,682	
May	1,662	1,682	
June	1,662	1,682	

QUALITY (rolling 12 month period)

	Contract Quantity	Contract Base Number	Contract *	Area Team	Region	England
% of all assessments that were assess and fit appliances (case starts)	84	86	97.7%	78.4%	60.9%	60.1%
% of all assessments that were assess and refuse	1	86	1.2%	7.2%	11.2%	11.3%
% of all assessments that were assess and review	1	86	1.2%	14.4%	27.9%	28.6%
% of case starts with a reported IOTN of 3 and Aesthetic Component of 5 or below	2	84	2.4%	0.1%	0.1%	0.1%
% of case starts with a reported IOTN of 3 and Aesthetic Component of 6 or above	0	84	N/A	4.0%	3.8%	4.1%
% of case starts with a reported IOTN of 4	52	84	61.9%	80.6%	78.4%	77.7%
% of case starts with a reported IOTN of 5	30	84	35.7%	14.6%	16.9%	16.8 %
% of concluded courses in receipt of dual-arch fixed appliances	24	29	82.8%	66.4%	76.9%	73.8%
% of concluded courses where treatment was abandoned or discontinued	0	29	0.0%	6.4%	7.0%	7.0%
% of patients satisfied with the treatment they have received	2	2	100.0%	95.6%	96.1%	96.0%

* Figures in italics indicate that the base number is less than 100.

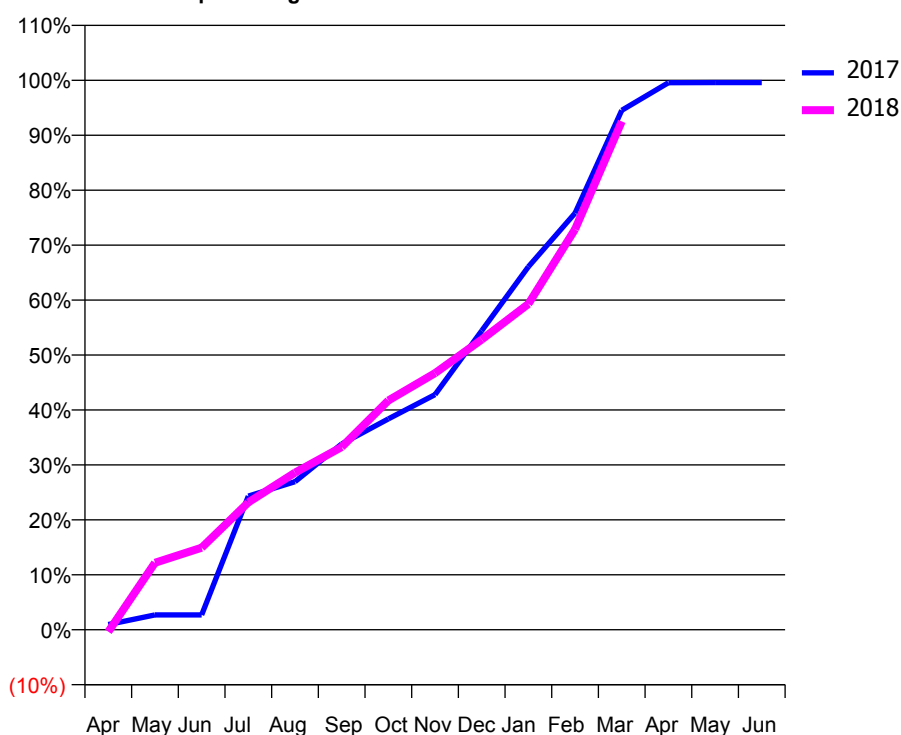
Q46 - Vital Signs Orthodontic At a Glance Contract Report for 238279/0001 - March 2018

Name or company name	MR HP PATEL	17/18 Contracted general activity (UDA)	0
Contract type name	PDS Contract	Carry forward general activity (UDA)	0
Purpose of contract	Orthodontic	17/18 Contracted orthodontic activity (UOA)	15,541
Contract start date	01/04/2006	Carry forward orthodontic activity (UOA)	65
Contract end date	31/03/2019	Baseline contract value	£948,169.37

ACCESS	Contract	England and Wales
24 month ratio of assessments to patient IDs	1.00	1.04

ACTIVITY	Contract
Contract assess and fit appliances (case starts) as a percentage of Area Team case starts	7.7 %

Cumulative percentage of contracted UOA delivered 2017 & 2018



Month	Adjusted Scheduled Activity (UOA)		
	2016	2017	2018
April	891	148	-57
May	1,731	422	1,896
June	1,863	422	2,322
July	2,940	3,797	3,602
August	3,541	4,203	4,445
September	5,031	5,276	5,170
October	5,031	5,989	6,486
November	7,485	6,676	7,258
December	8,038	8,490	8,207
January	9,503	10,309	9,214
February	10,926	11,830	11,326
March	12,173	14,750	14,377
April	12,838	15,534	
May	14,401	15,535	
June	14,401	15,537	

QUALITY (rolling 12 month period)

	Contract Quantity	Contract Base Number	Contract *	Area Team	Region	England
% of all assessments that were assess and fit appliances (case starts)	718	1,106	64.9%	78.4%	60.9%	60.1%
% of all assessments that were assess and refuse	25	1,106	2.3%	7.2%	11.2%	11.3%
% of all assessments that were assess and review	363	1,106	32.8%	14.4%	27.9%	28.6%
% of case starts with a reported IOTN of 3 and Aesthetic Component of 5 or below	1	718	0.1%	0.1%	0.1%	0.1%
% of case starts with a reported IOTN of 3 and Aesthetic Component of 6 or above	37	718	5.2%	4.0%	3.8%	4.1%
% of case starts with a reported IOTN of 4	566	718	78.8%	80.6%	78.4%	77.7%
% of case starts with a reported IOTN of 5	114	718	15.9%	14.6%	16.9%	16.8 %
% of concluded courses in receipt of dual-arch fixed appliances	562	628	89.5%	66.4%	76.9%	73.8%
% of concluded courses where treatment was abandoned or discontinued	47	628	7.5%	6.4%	7.0%	7.0%
% of patients satisfied with the treatment they have received	12	12	100.0%	95.6%	96.1%	96.0%

* Figures in italics indicate that the base number is less than 100.

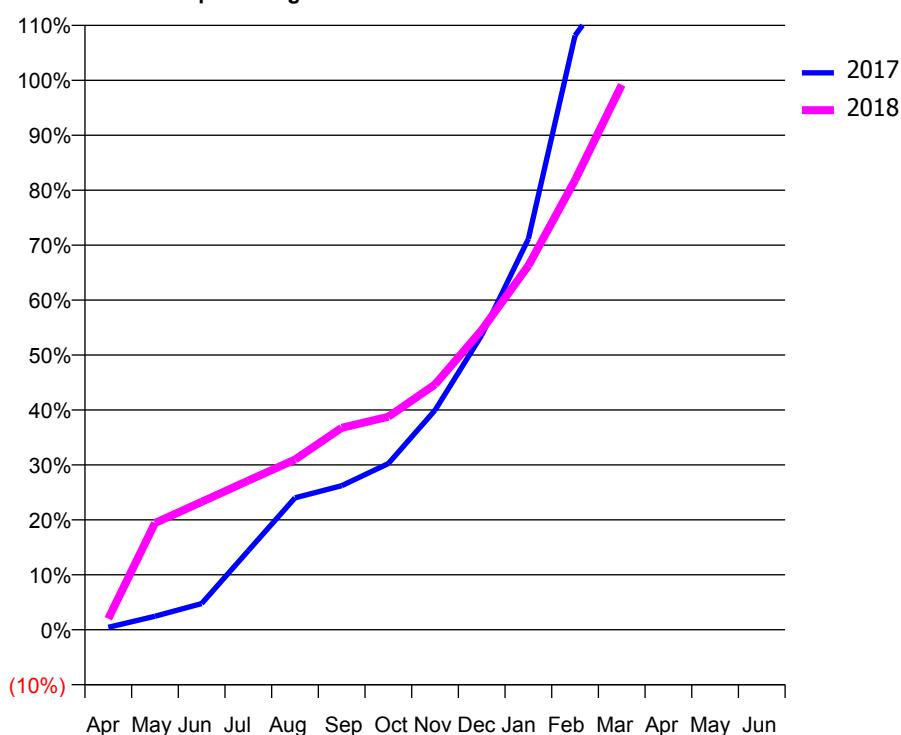
Q46 - Vital Signs Orthodontic At a Glance Contract Report for 239615/0001 - March 2018

Name or company name	MR RS SINGH	17/18 Contracted general activity (UDA)	39,521
Contract type name	GDS Contract	Carry forward general activity (UDA)	280
Purpose of contract	General and Orthodontic	17/18 Contracted orthodontic activity (UOA)	1,091
Contract start date	01/04/2006	Carry forward orthodontic activity (UOA)	-22
Contract end date		Baseline contract value	£1,387,591.65

ACCESS	Contract	England and Wales
24 month ratio of assessments to patient IDs	1.00	1.04

ACTIVITY	Contract
Contract assess and fit appliances (case starts) as a percentage of Area Team case starts	0.5 %

Cumulative percentage of contracted UOA delivered 2017 & 2018



Month	Adjusted Scheduled Activity (UOA)		
	2016	2017	2018
April	66	5	22
May	129	27	212
June	130	52	254
July	173	157	296
August	258	262	338
September	389	286	401
October	410	330	423
November	474	436	487
December	517	585	595
January	560	776	723
February	650	1,180	893
March	906	1,306	1,082
April	1,096	1,306	
May	1,096	1,308	
June	1,096	1,308	

QUALITY (rolling 12 month period)

	Contract Quantity	Contract Base Number	Contract *	Area Team	Region	England
% of all assessments that were assess and fit appliances (case starts)	50	63	79.4%	78.4%	60.9%	60.1%
% of all assessments that were assess and refuse	5	63	7.9%	7.2%	11.2%	11.3%
% of all assessments that were assess and review	8	63	12.7%	14.4%	27.9%	28.6%
% of case starts with a reported IOTN of 3 and Aesthetic Component of 5 or below	0	50	<i>N/A</i>	0.1%	0.1%	0.1%
% of case starts with a reported IOTN of 3 and Aesthetic Component of 6 or above	0	50	<i>N/A</i>	4.0%	3.8%	4.1%
% of case starts with a reported IOTN of 4	40	50	80.0%	80.6%	78.4%	77.7%
% of case starts with a reported IOTN of 5	10	50	20.0%	14.6%	16.9%	16.8 %
% of concluded courses in receipt of dual-arch fixed appliances	11	41	26.8%	66.4%	76.9%	73.8%
% of concluded courses where treatment was abandoned or discontinued	11	41	26.8%	6.4%	7.0%	7.0%
% of patients satisfied with the treatment they have received	3	3	100.0%	95.6%	96.1%	96.0%

* Figures in italics indicate that the base number is less than 100.

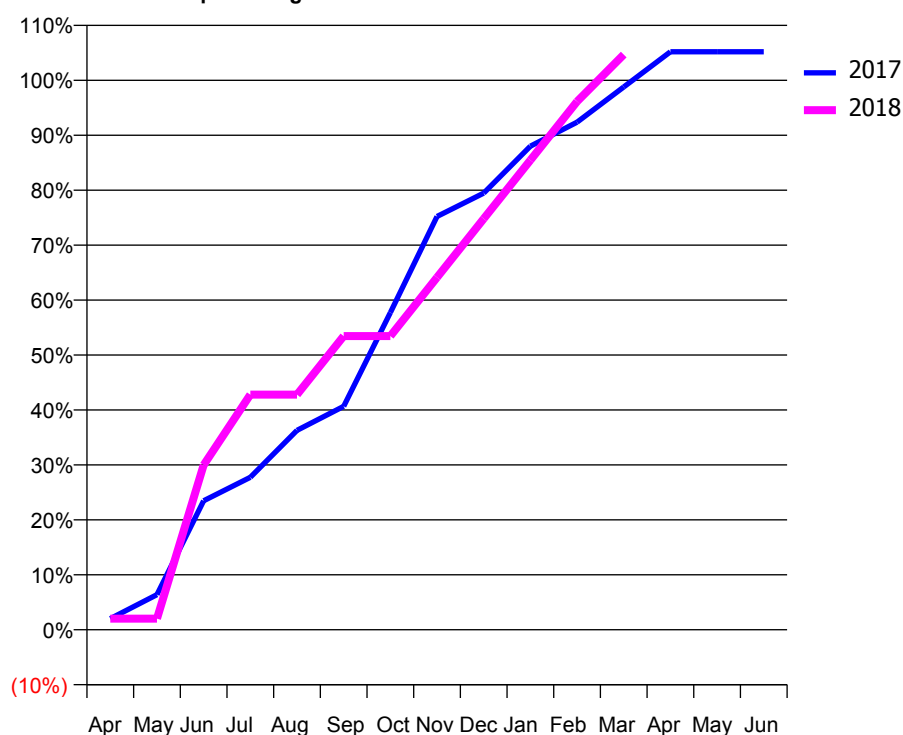
Q46 - Vital Signs Orthodontic At a Glance Contract Report for 307351/0001 - March 2018

Name or company name	MR J BRADY	17/18 Contracted general activity (UDA)	0
Contract type name	PDS Contract	Carry forward general activity (UDA)	0
Purpose of contract	Orthodontic	17/18 Contracted orthodontic activity (UOA)	984
Contract start date	01/04/2006	Carry forward orthodontic activity (UOA)	-20
Contract end date	31/03/2019	Baseline contract value	£59,100.44

ACCESS	Contract	England and Wales
24 month ratio of assessments to patient IDs	1.00	1.04

ACTIVITY	Contract
Contract assess and fit appliances (case starts) as a percentage of Area Team case starts	0.5 %

Cumulative percentage of contracted UOA delivered 2017 & 2018



Month	Adjusted Scheduled Activity (UOA)		
	2016	2017	2018
April	20	20	20
May	251	63	20
June	482	231	295
July	692	273	421
August	692	357	421
September	755	400	526
October	923	568	526
November	923	740	631
December	1,007	782	736
January	1,007	866	841
February	1,009	909	946
March	1,031	972	1,030
April	1,031	1,035	
May	1,031	1,035	
June	1,031	1,035	

QUALITY (rolling 12 month period)	Contract Quantity	Contract Base Number	Contract *	Area Team	Region	England
% of all assessments that were assess and fit appliances (case starts)	51	51	100.0%	78.4%	60.9%	60.1%
% of all assessments that were assess and refuse	0	51	0.0%	7.2%	11.2%	11.3%
% of all assessments that were assess and review	0	51	0.0%	14.4%	27.9%	28.6%
% of case starts with a reported IOTN of 3 and Aesthetic Component of 5 or below	0	51	N/A	0.1%	0.1%	0.1%
% of case starts with a reported IOTN of 3 and Aesthetic Component of 6 or above	0	51	N/A	4.0%	3.8%	4.1%
% of case starts with a reported IOTN of 4	43	51	84.3%	80.6%	78.4%	77.7%
% of case starts with a reported IOTN of 5	8	51	15.7%	14.6%	16.9%	16.8%
% of concluded courses in receipt of dual-arch fixed appliances	41	42	97.6%	66.4%	76.9%	73.8%
% of concluded courses where treatment was abandoned or discontinued	0	42	0.0%	6.4%	7.0%	7.0%
% of patients satisfied with the treatment they have received	0	0	N/A	95.6%	96.1%	96.0%

* Figures in italics indicate that the base number is less than 100.

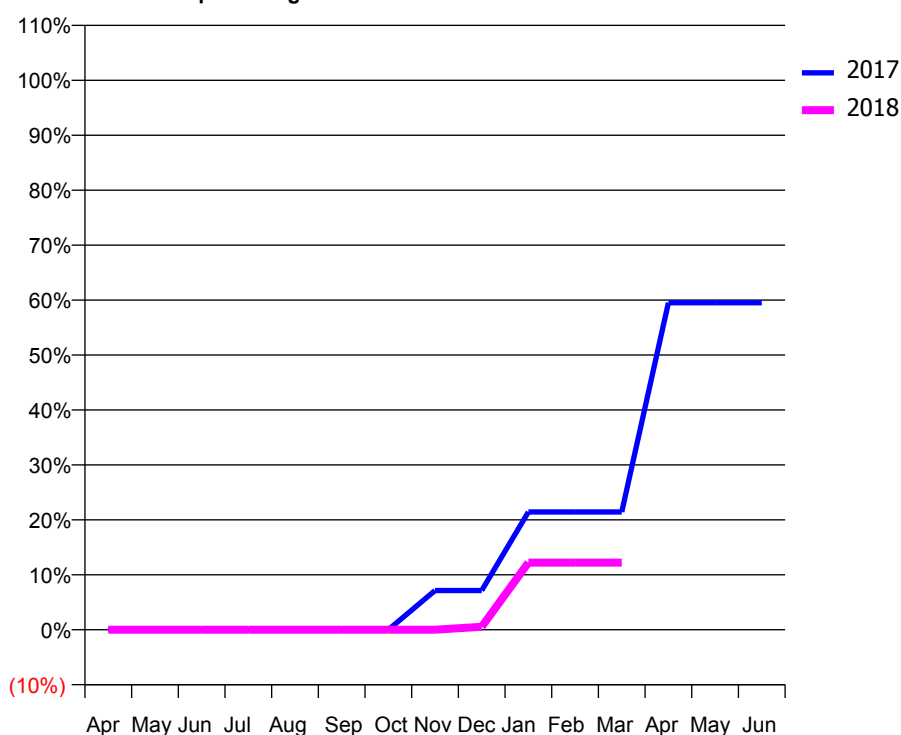
Q46 - Vital Signs Orthodontic At a Glance Contract Report for 319546/0001 - March 2018

Name or company name	MR PA HIND	17/18 Contracted general activity (UDA)	1,800
Contract type name	GDS Contract	Carry forward general activity (UDA)	0
Purpose of contract	General and Orthodontic	17/18 Contracted orthodontic activity (UOA)	180
Contract start date	01/04/2006	Carry forward orthodontic activity (UOA)	0
Contract end date		Baseline contract value	£52,875.00

ACCESS	Contract	England and Wales
24 month ratio of assessments to patient IDs	1.00	1.04

ACTIVITY	Contract
Contract assess and fit appliances (case starts) as a percentage of Area Team case starts	0.1 %

Cumulative percentage of contracted UOA delivered 2017 & 2018



Month	Adjusted Scheduled Activity (UOA)		
	2016	2017	2018
April	6	0	0
May	6	0	0
June	6	0	0
July	6	0	0
August	6	0	0
September	6	0	0
October	6	0	0
November	7	21	0
December	7	21	1
January	7	63	22
February	7	63	22
March	7	63	22
April	7	175	
May	154	175	
June	154	175	

QUALITY (rolling 12 month period)

	Contract Quantity	Contract Base Number	Contract *	Area Team	Region	England
% of all assessments that were assess and fit appliances (case starts)	6	12	50.0%	78.4%	60.9%	60.1%
% of all assessments that were assess and refuse	2	12	16.7%	7.2%	11.2%	11.3%
% of all assessments that were assess and review	4	12	33.3%	14.4%	27.9%	28.6%
% of case starts with a reported IOTN of 3 and Aesthetic Component of 5 or below	0	6	N/A	0.1%	0.1%	0.1%
% of case starts with a reported IOTN of 3 and Aesthetic Component of 6 or above	0	6	N/A	4.0%	3.8%	4.1%
% of case starts with a reported IOTN of 4	5	6	83.3%	80.6%	78.4%	77.7%
% of case starts with a reported IOTN of 5	1	6	16.7%	14.6%	16.9%	16.8 %
% of concluded courses in receipt of dual-arch fixed appliances	7	8	87.5%	66.4%	76.9%	73.8%
% of concluded courses where treatment was abandoned or discontinued	0	8	0.0%	6.4%	7.0%	7.0%
% of patients satisfied with the treatment they have received	0	0	N/A	95.6%	96.1%	96.0%

* Figures in italics indicate that the base number is less than 100.

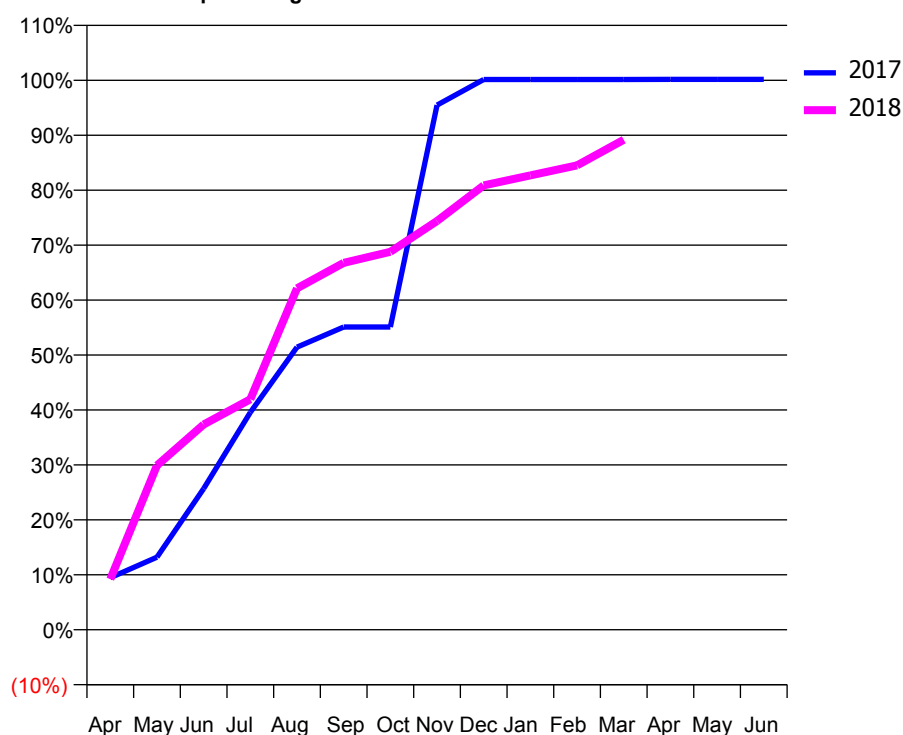
Q46 - Vital Signs Orthodontic At a Glance Contract Report for 321931/0003 - March 2018

Name or company name	MR DC LAVERY	17/18 Contracted general activity (UDA)	0
Contract type name	PDS Contract	Carry forward general activity (UDA)	0
Purpose of contract	Orthodontic	17/18 Contracted orthodontic activity (UOA)	2,300
Contract start date	01/11/2007	Carry forward orthodontic activity (UOA)	0
Contract end date	31/03/2019	Baseline contract value	£150,865.91

ACCESS	Contract	England and Wales
24 month ratio of assessments to patient IDs	1.01	1.04

ACTIVITY	Contract
Contract assess and fit appliances (case starts) as a percentage of Area Team case starts	1.0 %

Cumulative percentage of contracted UOA delivered 2017 & 2018



Month	Adjusted Scheduled Activity (UOA)		
	2016	2017	2018
April	127	218	212
May	283	304	688
June	579	591	859
July	857	910	965
August	1,021	1,183	1,429
September	1,394	1,267	1,536
October	1,652	1,267	1,582
November	1,883	2,196	1,711
December	2,101	2,303	1,860
January	2,180	2,303	1,902
February	2,300	2,303	1,944
March	2,458	2,303	2,051
April	2,480	2,304	
May	2,480	2,304	
June	2,522	2,304	

QUALITY (rolling 12 month period)

	Contract Quantity	Contract Base Number	Contract *	Area Team	Region	England
% of all assessments that were assess and fit appliances (case starts)	96	125	76.8%	78.4%	60.9%	60.1%
% of all assessments that were assess and refuse	25	125	20.0%	7.2%	11.2%	11.3%
% of all assessments that were assess and review	4	125	3.2%	14.4%	27.9%	28.6%
% of case starts with a reported IOTN of 3 and Aesthetic Component of 5 or below	0	96	<i>N/A</i>	0.1%	0.1%	0.1%
% of case starts with a reported IOTN of 3 and Aesthetic Component of 6 or above	3	96	3.1%	4.0%	3.8%	4.1%
% of case starts with a reported IOTN of 4	77	96	80.2%	80.6%	78.4%	77.7%
% of case starts with a reported IOTN of 5	16	96	16.7%	14.6%	16.9%	16.8%
% of concluded courses in receipt of dual-arch fixed appliances	130	152	85.5%	66.4%	76.9%	73.8%
% of concluded courses where treatment was abandoned or discontinued	14	152	9.2%	6.4%	7.0%	7.0%
% of patients satisfied with the treatment they have received	2	2	100.0%	95.6%	96.1%	96.0%

* Figures in italics indicate that the base number is less than 100.

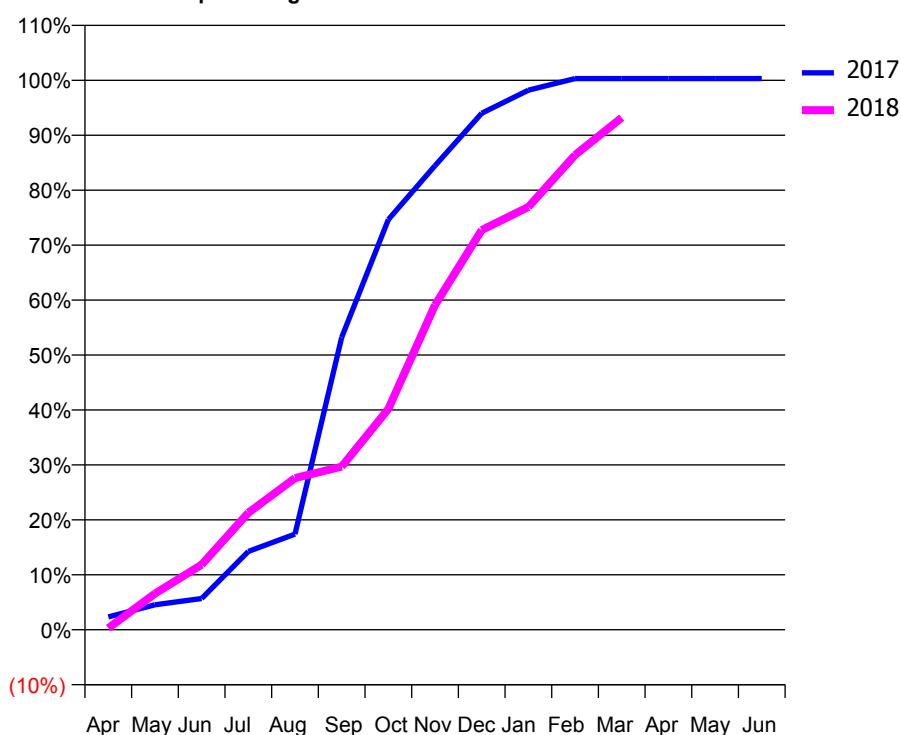
Q46 - Vital Signs Orthodontic At a Glance Contract Report for 329622/0002 - March 2018

Name or company name	MR SD HOWARTH	17/18 Contracted general activity (UDA)	0
Contract type name	PDS Contract	Carry forward general activity (UDA)	0
Purpose of contract	Orthodontic	17/18 Contracted orthodontic activity (UOA)	2,000
Contract start date	01/08/2009	Carry forward orthodontic activity (UOA)	-6
Contract end date	31/03/2019	Baseline contract value	£131,207.33

ACCESS	Contract	England and Wales
24 month ratio of assessments to patient IDs	1.03	1.04

ACTIVITY	Contract
Contract assess and fit appliances (case starts) as a percentage of Area Team case starts	1.0 %

Cumulative percentage of contracted UOA delivered 2017 & 2018



Month	Adjusted Scheduled Activity (UOA)		
	2016	2017	2018
April	0	47	6
May	198	91	132
June	360	114	237
July	666	285	426
August	783	348	552
September	934	1,064	594
October	1,071	1,493	804
November	1,228	1,689	1,182
December	1,316	1,880	1,455
January	1,359	1,964	1,539
February	1,669	2,006	1,728
March	1,822	2,006	1,864
April	1,874	2,006	
May	1,874	2,006	
June	1,874	2,006	

QUALITY (rolling 12 month period)	Contract Quantity	Contract Base Number	Contract *	Area Team	Region	England
% of all assessments that were assess and fit appliances (case starts)	91	99	91.9%	78.4%	60.9%	60.1%
% of all assessments that were assess and refuse	3	99	3.0%	7.2%	11.2%	11.3%
% of all assessments that were assess and review	5	99	5.1%	14.4%	27.9%	28.6%
% of case starts with a reported IOTN of 3 and Aesthetic Component of 5 or below	0	91	N/A	0.1%	0.1%	0.1%
% of case starts with a reported IOTN of 3 and Aesthetic Component of 6 or above	1	91	1.1%	4.0%	3.8%	4.1%
% of case starts with a reported IOTN of 4	82	91	90.1%	80.6%	78.4%	77.7%
% of case starts with a reported IOTN of 5	8	91	8.8%	14.6%	16.9%	16.8%
% of concluded courses in receipt of dual-arch fixed appliances	0	71	N/A	66.4%	76.9%	73.8%
% of concluded courses where treatment was abandoned or discontinued	0	71	0.0%	6.4%	7.0%	7.0%
% of patients satisfied with the treatment they have received	2	2	100.0%	95.6%	96.1%	96.0%

* Figures in italics indicate that the base number is less than 100.

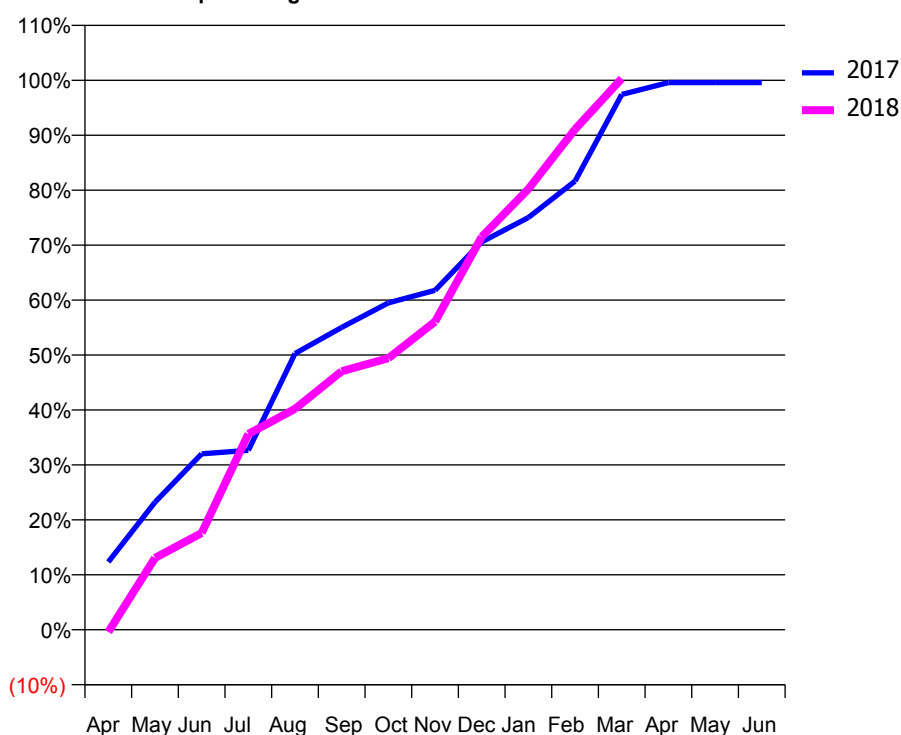
Q46 - Vital Signs Orthodontic At a Glance Contract Report for 567442/0002 - March 2018

Name or company name	MR TM MCHALE	17/18 Contracted general activity (UDA)	0
Contract type name	PDS Contract	Carry forward general activity (UDA)	0
Purpose of contract	Orthodontic	17/18 Contracted orthodontic activity (UOA)	965
Contract start date	01/04/2006	Carry forward orthodontic activity (UOA)	4
Contract end date	31/03/2019	Baseline contract value	£62,504.24

ACCESS	Contract	England and Wales
24 month ratio of assessments to patient IDs	1.00	1.04

ACTIVITY	Contract
Contract assess and fit appliances (case starts) as a percentage of Area Team case starts	0.5 %

Cumulative percentage of contracted UOA delivered 2017 & 2018



Month	Adjusted Scheduled Activity (UOA)		
	2016	2017	2018
April	-11	119	-4
May	32	224	126
June	75	309	170
July	144	315	344
August	219	485	388
September	287	531	454
October	481	574	477
November	550	596	541
December	701	681	690
January	701	724	774
February	893	788	879
March	956	940	968
April	956	961	
May	956	961	
June	956	961	

QUALITY (rolling 12 month period)

	Contract Quantity	Contract Base Number	Contract *	Area Team	Region	England
% of all assessments that were assess and fit appliances (case starts)	46	71	64.8%	78.4%	60.9%	60.1%
% of all assessments that were assess and refuse	9	71	12.7%	7.2%	11.2%	11.3%
% of all assessments that were assess and review	16	71	22.5%	14.4%	27.9%	28.6%
% of case starts with a reported IOTN of 3 and Aesthetic Component of 5 or below	0	46	N/A	0.1%	0.1%	0.1%
% of case starts with a reported IOTN of 3 and Aesthetic Component of 6 or above	5	46	10.9%	4.0%	3.8%	4.1%
% of case starts with a reported IOTN of 4	31	46	67.4%	80.6%	78.4%	77.7%
% of case starts with a reported IOTN of 5	10	46	21.7%	14.6%	16.9%	16.8%
% of concluded courses in receipt of dual-arch fixed appliances	0	43	N/A	66.4%	76.9%	73.8%
% of concluded courses where treatment was abandoned or discontinued	4	43	9.3%	6.4%	7.0%	7.0%
% of patients satisfied with the treatment they have received	2	2	100.0%	95.6%	96.1%	96.0%

* Figures in italics indicate that the base number is less than 100.

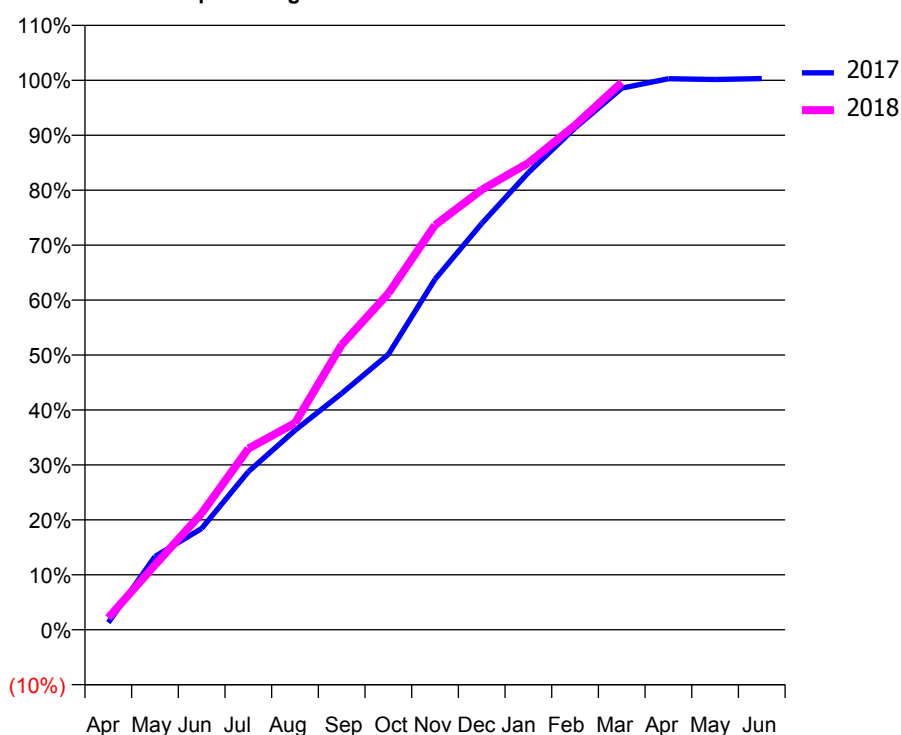
Q46 - Vital Signs Orthodontic At a Glance Contract Report for 650293/0001 - March 2018

Name or company name	MR M KHURANA	17/18 Contracted general activity (UDA)	0
Contract type name	PDS Contract	Carry forward general activity (UDA)	0
Purpose of contract	Orthodontic	17/18 Contracted orthodontic activity (UOA)	13,983
Contract start date	01/04/2006	Carry forward orthodontic activity (UOA)	-43
Contract end date	31/03/2019	Baseline contract value	£818,570.56

ACCESS	Contract	England and Wales
24 month ratio of assessments to patient IDs	1.01	1.04

ACTIVITY	Contract
Contract assess and fit appliances (case starts) as a percentage of Area Team case starts	7.3 %

Cumulative percentage of contracted UOA delivered 2017 & 2018



Month	Adjusted Scheduled Activity (UOA)		
	2016	2017	2018
April	287	181	304
May	2,010	1,866	1,647
June	3,475	2,576	2,963
July	6,060	4,022	4,609
August	7,038	5,076	5,260
September	7,670	6,015	7,253
October	8,229	7,008	8,559
November	9,313	8,921	10,297
December	11,122	10,337	11,197
January	11,952	11,635	11,879
February	13,372	12,769	12,838
March	13,595	13,782	13,926
April	13,622	14,023	
May	13,946	14,002	
June	13,988	14,026	

QUALITY (rolling 12 month period)

	Contract Quantity	Contract Base Number	Contract *	Area Team	Region	England
% of all assessments that were assess and fit appliances (case starts)	678	983	69.0%	78.4%	60.9%	60.1%
% of all assessments that were assess and refuse	103	983	10.5%	7.2%	11.2%	11.3%
% of all assessments that were assess and review	202	983	20.5%	14.4%	27.9%	28.6%
% of case starts with a reported IOTN of 3 and Aesthetic Component of 5 or below	0	678	N/A	0.1%	0.1%	0.1%
% of case starts with a reported IOTN of 3 and Aesthetic Component of 6 or above	18	678	2.7%	4.0%	3.8%	4.1%
% of case starts with a reported IOTN of 4	616	678	90.9%	80.6%	78.4%	77.7%
% of case starts with a reported IOTN of 5	38	678	5.6%	14.6%	16.9%	16.8%
% of concluded courses in receipt of dual-arch fixed appliances	539	572	94.2%	66.4%	76.9%	73.8%
% of concluded courses where treatment was abandoned or discontinued	8	572	1.4%	6.4%	7.0%	7.0%
% of patients satisfied with the treatment they have received	23	24	95.8%	95.6%	96.1%	96.0%

* Figures in italics indicate that the base number is less than 100.

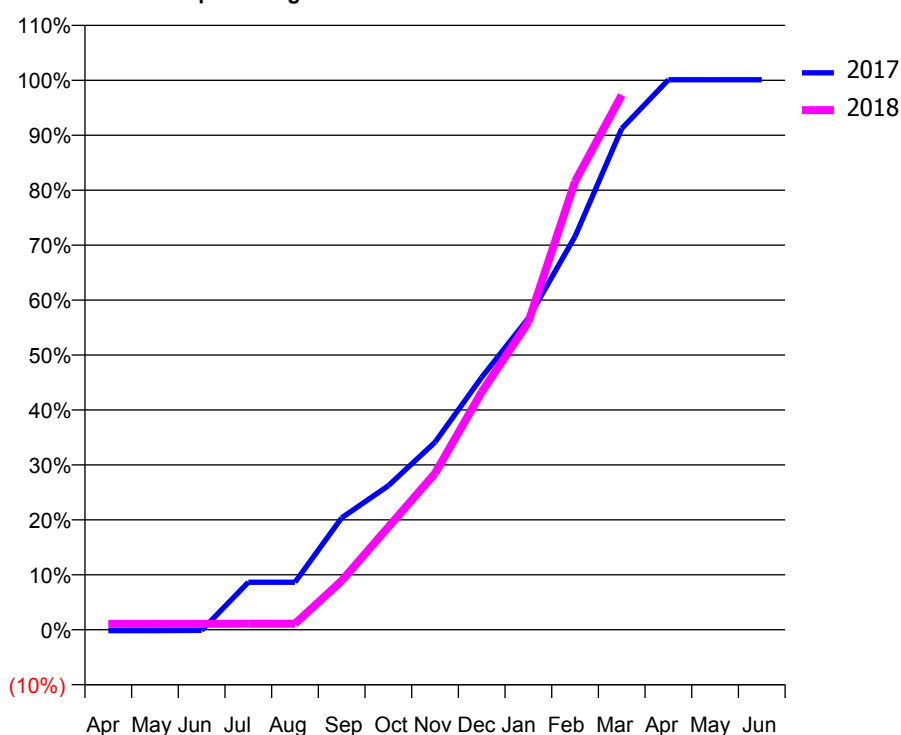
Q46 - Vital Signs Orthodontic At a Glance Contract Report for 650293/0002 - March 2018

Name or company name	MR M KHURANA	17/18 Contracted general activity (UDA)	0
Contract type name	PDS Contract	Carry forward general activity (UDA)	0
Purpose of contract	Orthodontic	17/18 Contracted orthodontic activity (UOA)	2,150
Contract start date	01/06/2009	Carry forward orthodontic activity (UOA)	-2
Contract end date	31/03/2019	Baseline contract value	£131,207.33

ACCESS	Contract	England and Wales
24 month ratio of assessments to patient IDs	1.03	1.04

ACTIVITY	Contract
Contract assess and fit appliances (case starts) as a percentage of Area Team case starts	1.2 %

Cumulative percentage of contracted UOA delivered 2017 & 2018



Month	Adjusted Scheduled Activity (UOA)		
	2016	2017	2018
April	-11	-4	23
May	52	-4	23
June	52	-3	23
July	115	186	24
August	182	186	24
September	224	438	192
October	694	564	402
November	967	734	612
December	1,177	988	930
January	1,345	1,219	1,204
February	1,639	1,539	1,754
March	1,891	1,961	2,092
April	1,912	2,152	
May	1,996	2,152	
June	1,996	2,152	

QUALITY (rolling 12 month period)

	Contract Quantity	Contract Base Number	Contract *	Area Team	Region	England
% of all assessments that were assess and fit appliances (case starts)	111	120	92.5%	78.4%	60.9%	60.1%
% of all assessments that were assess and refuse	8	120	6.7%	7.2%	11.2%	11.3%
% of all assessments that were assess and review	1	120	0.8%	14.4%	27.9%	28.6%
% of case starts with a reported IOTN of 3 and Aesthetic Component of 5 or below	0	111	N/A	0.1%	0.1%	0.1%
% of case starts with a reported IOTN of 3 and Aesthetic Component of 6 or above	1	111	0.9%	4.0%	3.8%	4.1%
% of case starts with a reported IOTN of 4	98	111	88.3%	80.6%	78.4%	77.7%
% of case starts with a reported IOTN of 5	12	111	10.8%	14.6%	16.9%	16.8%
% of concluded courses in receipt of dual-arch fixed appliances	65	69	94.2%	66.4%	76.9%	73.8%
% of concluded courses where treatment was abandoned or discontinued	3	69	4.3%	6.4%	7.0%	7.0%
% of patients satisfied with the treatment they have received	3	3	100.0%	95.6%	96.1%	96.0%

* Figures in italics indicate that the base number is less than 100.

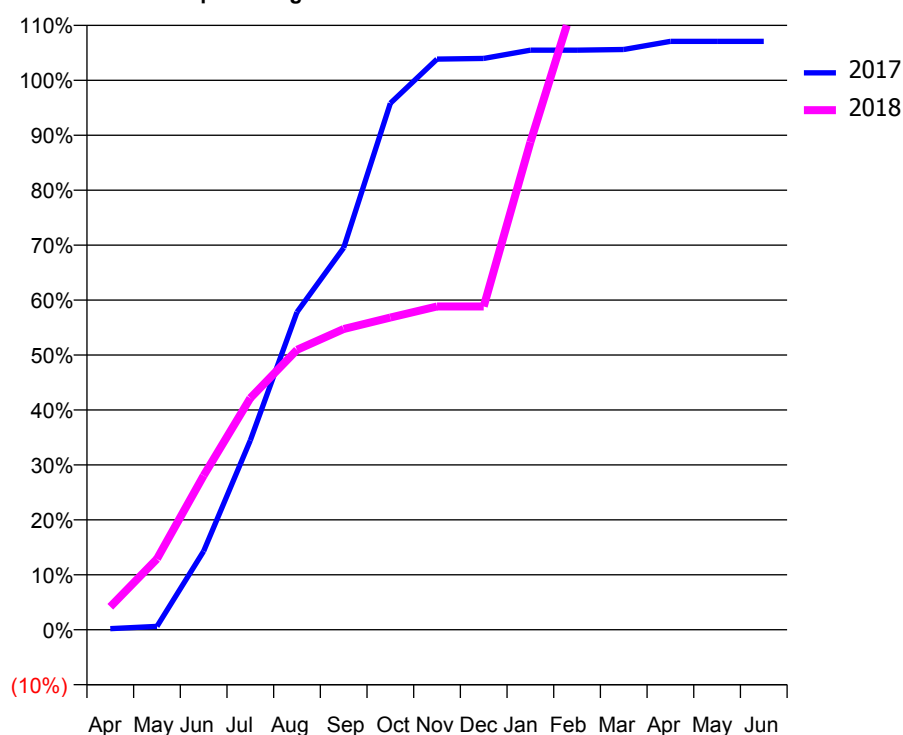
Q46 - Vital Signs Orthodontic At a Glance Contract Report for 676616/0001 - March 2018

Name or company name	MR RJ DORRINGTON	17/18 Contracted general activity (UDA)	13,620
Contract type name	Pilot Contract	Carry forward general activity (UDA)	0
Purpose of contract	General and Orthodontic	17/18 Contracted orthodontic activity (UOA)	1,482
Contract start date	01/04/2006	Carry forward orthodontic activity (UOA)	0
Contract end date		Baseline contract value	£405,264.28

ACCESS	Contract	England and Wales
24 month ratio of assessments to patient IDs	1.03	1.04

ACTIVITY	Contract
Contract assess and fit appliances (case starts) as a percentage of Area Team case starts	0.8 %

Cumulative percentage of contracted UOA delivered 2017 & 2018



Month	Adjusted Scheduled Activity (UOA)		
	2016	2017	2018
April	74	3	62
May	259	9	191
June	307	212	416
July	631	511	625
August	638	857	755
September	1,011	1,030	811
October	1,100	1,420	842
November	1,238	1,539	872
December	1,578	1,541	872
January	1,621	1,563	1,315
February	1,629	1,563	1,718
March	1,629	1,565	1,720
April	1,629	1,587	
May	1,629	1,587	
June	1,629	1,587	

QUALITY (rolling 12 month period)

	Contract Quantity	Contract Base Number	Contract *	Area Team	Region	England
% of all assessments that were assess and fit appliances (case starts)	77	201	38.3%	78.4%	60.9%	60.1%
% of all assessments that were assess and refuse	14	201	7.0%	7.2%	11.2%	11.3%
% of all assessments that were assess and review	110	201	54.7%	14.4%	27.9%	28.6%
% of case starts with a reported IOTN of 3 and Aesthetic Component of 5 or below	0	77	<i>N/A</i>	0.1%	0.1%	0.1%
% of case starts with a reported IOTN of 3 and Aesthetic Component of 6 or above	15	77	19.5%	4.0%	3.8%	4.1%
% of case starts with a reported IOTN of 4	52	77	67.5%	80.6%	78.4%	77.7%
% of case starts with a reported IOTN of 5	10	77	13.0%	14.6%	16.9%	16.8%
% of concluded courses in receipt of dual-arch fixed appliances	58	88	65.9%	66.4%	76.9%	73.8%
% of concluded courses where treatment was abandoned or discontinued	1	88	1.1%	6.4%	7.0%	7.0%
% of patients satisfied with the treatment they have received	1	1	100.0%	95.6%	96.1%	96.0%

* Figures in italics indicate that the base number is less than 100.

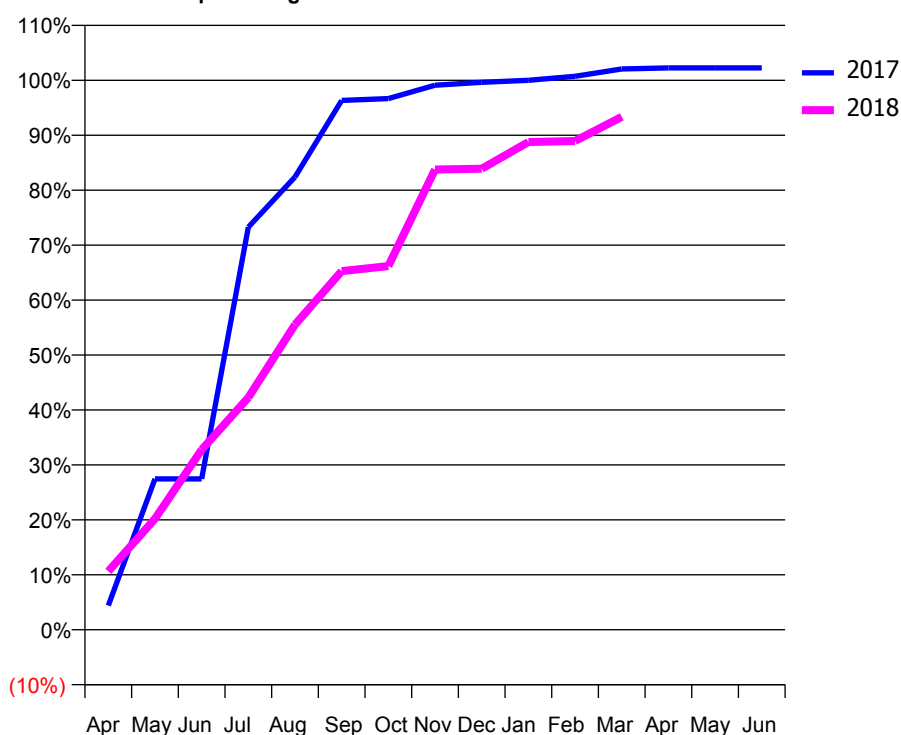
Q46 - Vital Signs Orthodontic At a Glance Contract Report for 679224/0001 - March 2018

Name or company name	Mr V Singla	17/18 Contracted general activity (UDA)	3,916
Contract type name	GDS Contract	Carry forward general activity (UDA)	-29
Purpose of contract	General and Orthodontic	17/18 Contracted orthodontic activity (UOA)	523
Contract start date	01/04/2006	Carry forward orthodontic activity (UOA)	-10
Contract end date		Baseline contract value	£152,768.19

ACCESS	Contract	England and Wales
24 month ratio of assessments to patient IDs	1.14	1.04

ACTIVITY	Contract
Contract assess and fit appliances (case starts) as a percentage of Area Team case starts	0.2 %

Cumulative percentage of contracted UOA delivered 2017 & 2018



Month	Adjusted Scheduled Activity (UOA)		
	2016	2017	2018
April	6	23	56
May	29	144	106
June	128	144	171
July	163	383	221
August	217	431	290
September	286	504	341
October	311	506	346
November	363	518	438
December	430	521	439
January	458	523	464
February	508	527	465
March	510	534	488
April	521	535	
May	521	535	
June	521	535	

QUALITY (rolling 12 month period)

	Contract Quantity	Contract Base Number	Contract *	Area Team	Region	England
% of all assessments that were assess and fit appliances (case starts)	20	64	31.3%	78.4%	60.9%	60.1%
% of all assessments that were assess and refuse	11	64	17.2%	7.2%	11.2%	11.3%
% of all assessments that were assess and review	33	64	51.6%	14.4%	27.9%	28.6%
% of case starts with a reported IOTN of 3 and Aesthetic Component of 5 or below	0	20	N/A	0.1%	0.1%	0.1%
% of case starts with a reported IOTN of 3 and Aesthetic Component of 6 or above	0	20	N/A	4.0%	3.8%	4.1%
% of case starts with a reported IOTN of 4	11	20	55.0%	80.6%	78.4%	77.7%
% of case starts with a reported IOTN of 5	9	20	45.0%	14.6%	16.9%	16.8%
% of concluded courses in receipt of dual-arch fixed appliances	14	19	73.7%	66.4%	76.9%	73.8%
% of concluded courses where treatment was abandoned or discontinued	1	19	5.3%	6.4%	7.0%	7.0%
% of patients satisfied with the treatment they have received	0	0	N/A	95.6%	96.1%	96.0%

* Figures in italics indicate that the base number is less than 100.

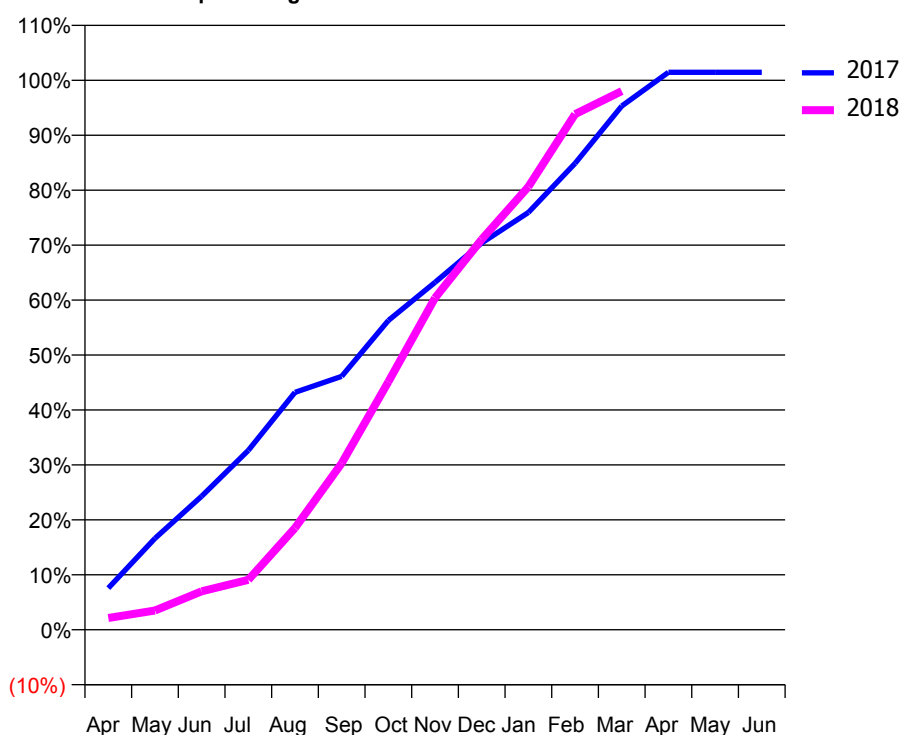
Q46 - Vital Signs Orthodontic At a Glance Contract Report for 723312/0003 - March 2018

Name or company name	Aligned Dental Care Ltd	17/18 Contracted general activity (UDA)	0
Contract type name	PDS Contract	Carry forward general activity (UDA)	0
Purpose of contract	Orthodontic	17/18 Contracted orthodontic activity (UOA)	3,083
Contract start date	01/04/2006	Carry forward orthodontic activity (UOA)	-45
Contract end date	31/03/2019	Baseline contract value	£199,689.74

ACCESS	Contract	England and Wales
24 month ratio of assessments to patient IDs	1.00	1.04

ACTIVITY	Contract
Contract assess and fit appliances (case starts) as a percentage of Area Team case starts	1.6 %

Cumulative percentage of contracted UOA delivered 2017 & 2018



Month	Adjusted Scheduled Activity (UOA)		
	2016	2017	2018
April	97	234	66
May	203	513	108
June	290	749	216
July	472	1,007	280
August	616	1,332	571
September	789	1,422	934
October	921	1,735	1,391
November	965	1,949	1,862
December	1,078	2,170	2,190
January	1,141	2,341	2,486
February	1,255	2,617	2,893
March	1,350	2,938	3,022
April	1,359	3,128	
May	1,380	3,128	
June	1,359	3,128	

QUALITY (rolling 12 month period)

	Contract Quantity	Contract Base Number	Contract *	Area Team	Region	England
% of all assessments that were assess and fit appliances (case starts)	149	220	67.7%	78.4%	60.9%	60.1%
% of all assessments that were assess and refuse	60	220	27.3%	7.2%	11.2%	11.3%
% of all assessments that were assess and review	11	220	5.0%	14.4%	27.9%	28.6%
% of case starts with a reported IOTN of 3 and Aesthetic Component of 5 or below	0	149	N/A	0.1%	0.1%	0.1%
% of case starts with a reported IOTN of 3 and Aesthetic Component of 6 or above	8	149	5.4%	4.0%	3.8%	4.1%
% of case starts with a reported IOTN of 4	115	149	77.2%	80.6%	78.4%	77.7%
% of case starts with a reported IOTN of 5	26	149	17.4%	14.6%	16.9%	16.8%
% of concluded courses in receipt of dual-arch fixed appliances	68	101	67.3%	66.4%	76.9%	73.8%
% of concluded courses where treatment was abandoned or discontinued	6	101	5.9%	6.4%	7.0%	7.0%
% of patients satisfied with the treatment they have received	1	1	100.0%	95.6%	96.1%	96.0%

* Figures in italics indicate that the base number is less than 100.

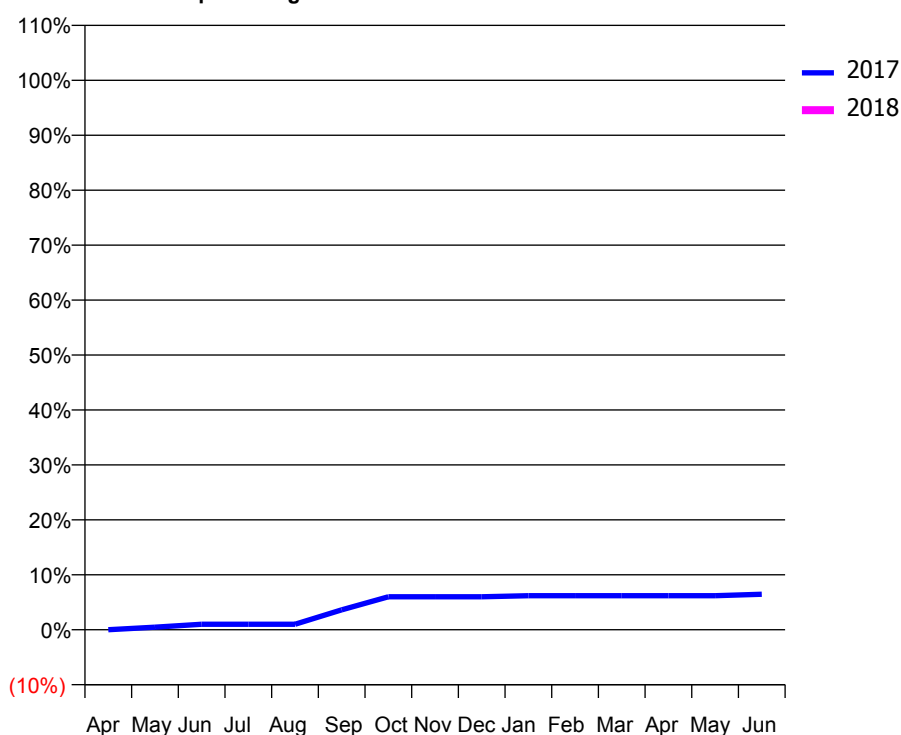
Q46 - Vital Signs Orthodontic At a Glance Contract Report for 770795/0001 - March 2018

Name or company name	MR AR ULLATHORNE	17/18 Contracted general activity (UDA)	10,925
Contract type name	GDS Contract	Carry forward general activity (UDA)	4,963
Purpose of contract	General and Orthodontic	17/18 Contracted orthodontic activity (UOA)	380
Contract start date	01/12/2013	Carry forward orthodontic activity (UOA)	355
Contract end date		Baseline contract value	£304,458.85

ACCESS	Contract	England and Wales
24 month ratio of assessments to patient IDs	1.06	1.04

ACTIVITY	Contract
Contract assess and fit appliances (case starts) as a percentage of Area Team case starts	0.0 %

Cumulative percentage of contracted UOA delivered 2017 & 2018



Month	Adjusted Scheduled Activity (UOA)		
	2016	2017	2018
April	2	0	-355
May	2	2	-355
June	9	4	-339
July	18	4	-326
August	26	4	-308
September	43	14	-292
October	56	23	-268
November	62	23	-268
December	95	23	-244
January	95	24	-243
February	109	24	-243
March	117	24	-243
April	133	24	
May	137	24	
June	162	25	

QUALITY (rolling 12 month period)

	Contract Quantity	Contract Base Number	Contract *	Area Team	Region	England
% of all assessments that were assess and fit appliances (case starts)	0	112	0.0%	78.4%	60.9%	60.1%
% of all assessments that were assess and refuse	0	112	0.0%	7.2%	11.2%	11.3%
% of all assessments that were assess and review	112	112	100.0%	14.4%	27.9%	28.6%
% of case starts with a reported IOTN of 3 and Aesthetic Component of 5 or below	0	0	<i>N/A</i>	0.1%	0.1%	0.1%
% of case starts with a reported IOTN of 3 and Aesthetic Component of 6 or above	0	0	<i>N/A</i>	4.0%	3.8%	4.1%
% of case starts with a reported IOTN of 4	0	0	<i>N/A</i>	80.6%	78.4%	77.7%
% of case starts with a reported IOTN of 5	0	0	<i>N/A</i>	14.6%	16.9%	16.8 %
% of concluded courses in receipt of dual-arch fixed appliances	0	0	<i>N/A</i>	66.4%	76.9%	73.8%
% of concluded courses where treatment was abandoned or discontinued	0	0	<i>N/A</i>	6.4%	7.0%	7.0%
% of patients satisfied with the treatment they have received	0	0	<i>N/A</i>	95.6%	96.1%	96.0%

* Figures in italics indicate that the base number is less than 100.

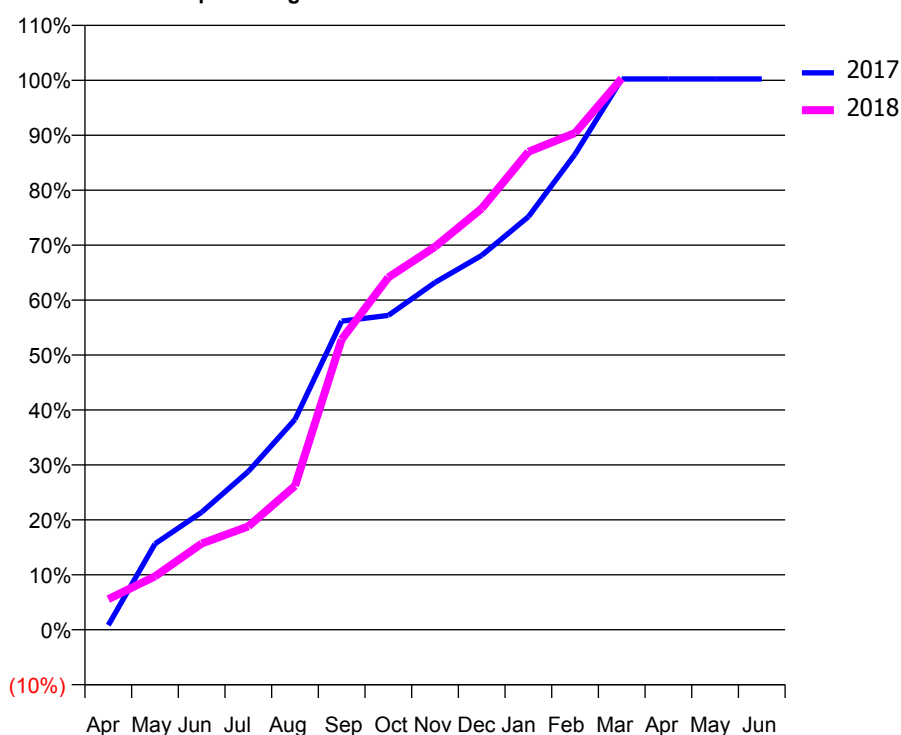
Q46 - Vital Signs Orthodontic At a Glance Contract Report for 783579/0003 - March 2018

Name or company name	Northwest Orthodontists Ltd	17/18 Contracted general activity (UDA)	0
Contract type name	PDS Contract	Carry forward general activity (UDA)	0
Purpose of contract	Orthodontic	17/18 Contracted orthodontic activity (UOA)	10,229
Contract start date	01/04/2011	Carry forward orthodontic activity (UOA)	-24
Contract end date	31/03/2019	Baseline contract value	£624,090.96

ACCESS	Contract	England and Wales
24 month ratio of assessments to patient IDs	1.00	1.04

ACTIVITY	Contract
Contract assess and fit appliances (case starts) as a percentage of Area Team case starts	5.2 %

Cumulative percentage of contracted UOA delivered 2017 & 2018



Month	Adjusted Scheduled Activity (UOA)		
	2016	2017	2018
April	50	85	570
May	1,625	1,599	994
June	3,095	2,187	1,605
July	4,239	2,947	1,924
August	5,520	3,915	2,680
September	5,877	5,746	5,405
October	7,042	5,851	6,560
November	7,632	6,466	7,131
December	8,289	6,970	7,842
January	8,478	7,690	8,898
February	8,898	8,853	9,247
March	9,278	10,253	10,263
April	9,411	10,253	
May	9,411	10,253	
June	9,411	10,253	

QUALITY (rolling 12 month period)	Contract Quantity	Contract Base Number	Contract *	Area Team	Region	England
% of all assessments that were assess and fit appliances (case starts)	488	516	94.6%	78.4%	60.9%	60.1%
% of all assessments that were assess and refuse	12	516	2.3%	7.2%	11.2%	11.3%
% of all assessments that were assess and review	16	516	3.1%	14.4%	27.9%	28.6%
% of case starts with a reported IOTN of 3 and Aesthetic Component of 5 or below	3	488	0.6%	0.1%	0.1%	0.1%
% of case starts with a reported IOTN of 3 and Aesthetic Component of 6 or above	37	488	7.6%	4.0%	3.8%	4.1%
% of case starts with a reported IOTN of 4	371	488	76.0%	80.6%	78.4%	77.7%
% of case starts with a reported IOTN of 5	75	488	15.4%	14.6%	16.9%	16.8 %
% of concluded courses in receipt of dual-arch fixed appliances	1	397	0.3%	66.4%	76.9%	73.8%
% of concluded courses where treatment was abandoned or discontinued	3	397	0.8%	6.4%	7.0%	7.0%
% of patients satisfied with the treatment they have received	11	12	91.7%	95.6%	96.1%	96.0%

* Figures in italics indicate that the base number is less than 100.

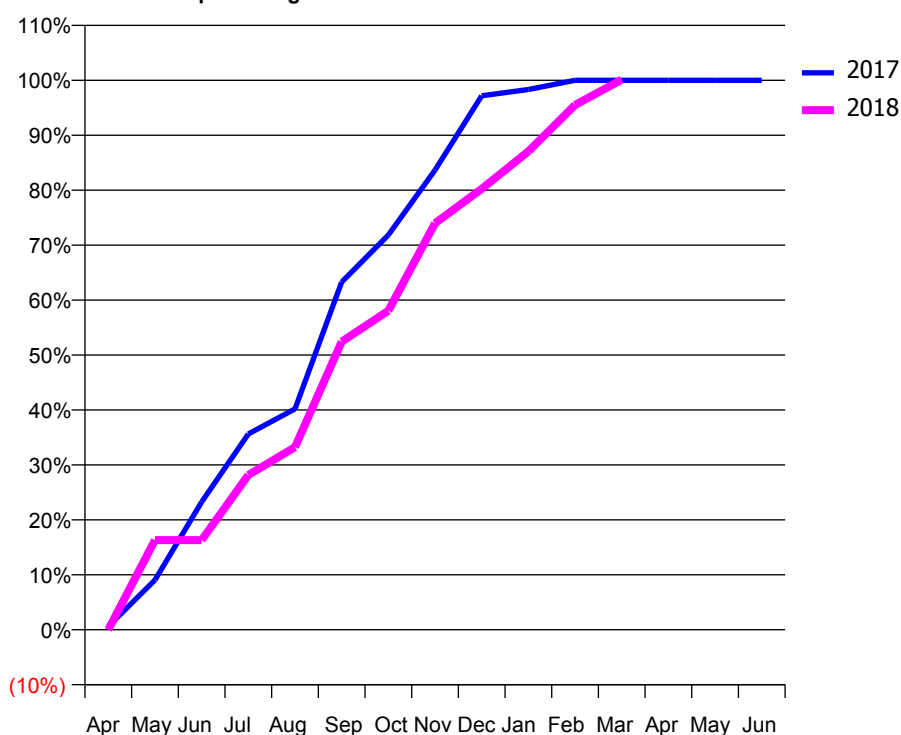
Q46 - Vital Signs Orthodontic At a Glance Contract Report for 783579/0005 - March 2018

Name or company name	Northwest Orthodontists Ltd	17/18 Contracted general activity (UDA)	0
Contract type name	PDS Contract	Carry forward general activity (UDA)	0
Purpose of contract	Orthodontic	17/18 Contracted orthodontic activity (UOA)	3,729
Contract start date	01/04/2012	Carry forward orthodontic activity (UOA)	0
Contract end date	31/03/2019	Baseline contract value	£219,388.69

ACCESS	Contract	England and Wales
24 month ratio of assessments to patient IDs	1.00	1.04

ACTIVITY	Contract
Contract assess and fit appliances (case starts) as a percentage of Area Team case starts	1.9 %

Cumulative percentage of contracted UOA delivered 2017 & 2018



Month	Adjusted Scheduled Activity (UOA)		
	2016	2017	2018
April	27	23	0
May	174	338	609
June	174	867	609
July	1,161	1,329	1,050
August	1,434	1,499	1,239
September	2,194	2,360	1,955
October	2,534	2,679	2,165
November	2,975	3,120	2,759
December	3,311	3,624	2,992
January	3,315	3,666	3,246
February	3,546	3,729	3,561
March	3,689	3,729	3,733
April	3,731	3,729	
May	3,731	3,729	
June	3,752	3,729	

QUALITY (rolling 12 month period)

	Contract Quantity	Contract Base Number	Contract *	Area Team	Region	England
% of all assessments that were assess and fit appliances (case starts)	178	178	100.0%	78.4%	60.9%	60.1%
% of all assessments that were assess and refuse	0	178	0.0%	7.2%	11.2%	11.3%
% of all assessments that were assess and review	0	178	0.0%	14.4%	27.9%	28.6%
% of case starts with a reported IOTN of 3 and Aesthetic Component of 5 or below	0	178	N/A	0.1%	0.1%	0.1%
% of case starts with a reported IOTN of 3 and Aesthetic Component of 6 or above	12	178	6.7%	4.0%	3.8%	4.1%
% of case starts with a reported IOTN of 4	152	178	85.4%	80.6%	78.4%	77.7%
% of case starts with a reported IOTN of 5	12	178	6.7%	14.6%	16.9%	16.8 %
% of concluded courses in receipt of dual-arch fixed appliances	0	165	N/A	66.4%	76.9%	73.8%
% of concluded courses where treatment was abandoned or discontinued	0	165	0.0%	6.4%	7.0%	7.0%
% of patients satisfied with the treatment they have received	4	4	100.0%	95.6%	96.1%	96.0%

* Figures in italics indicate that the base number is less than 100.

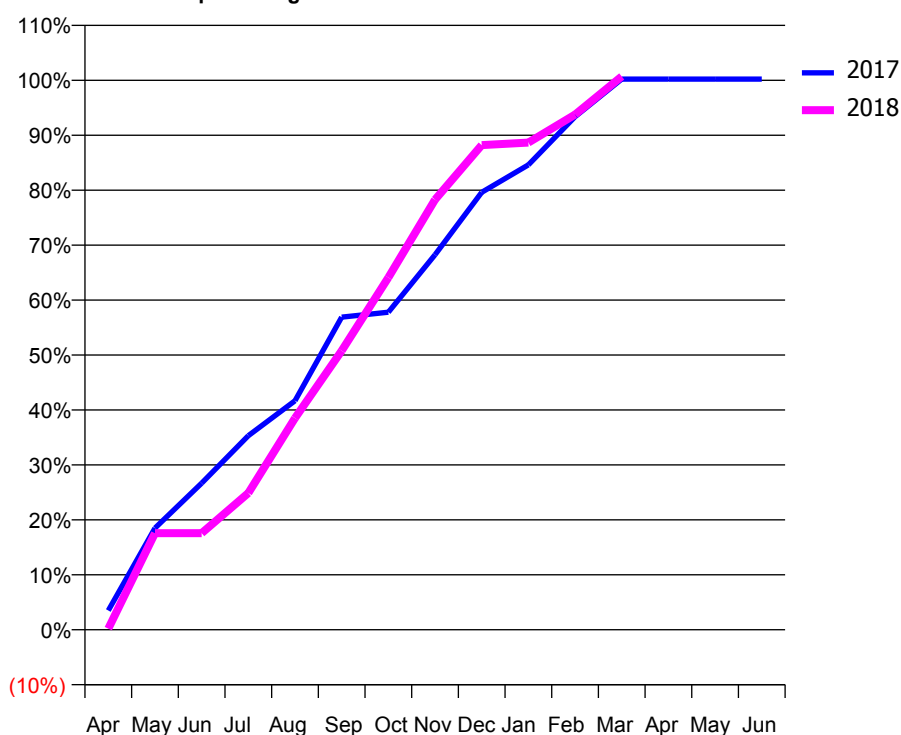
Q46 - Vital Signs Orthodontic At a Glance Contract Report for 783579/0006 - March 2018

Name or company name	Northwest Orthodontists Ltd	17/18 Contracted general activity (UDA)	0
Contract type name	PDS Contract	Carry forward general activity (UDA)	0
Purpose of contract	Orthodontic	17/18 Contracted orthodontic activity (UOA)	4,621
Contract start date	01/04/2012	Carry forward orthodontic activity (UOA)	-10
Contract end date	31/03/2019	Baseline contract value	£270,515.24

ACCESS	Contract	England and Wales
24 month ratio of assessments to patient IDs	1.00	1.04

ACTIVITY	Contract
Contract assess and fit appliances (case starts) as a percentage of Area Team case starts	2.4 %

Cumulative percentage of contracted UOA delivered 2017 & 2018



Month	Adjusted Scheduled Activity (UOA)		
	2016	2017	2018
April	92	162	10
May	661	855	812
June	1,608	1,233	812
July	2,410	1,632	1,150
August	2,725	1,926	1,780
September	2,872	2,629	2,347
October	3,523	2,671	2,962
November	3,775	3,154	3,617
December	4,027	3,679	4,076
January	4,195	3,910	4,097
February	4,657	4,314	4,332
March	4,678	4,631	4,653
April	4,699	4,631	
May	4,699	4,631	
June	4,699	4,631	

QUALITY (rolling 12 month period)	Contract Quantity	Contract Base Number	Contract *	Area Team	Region	England
% of all assessments that were assess and fit appliances (case starts)	221	239	92.5%	78.4%	60.9%	60.1%
% of all assessments that were assess and refuse	6	239	2.5%	7.2%	11.2%	11.3%
% of all assessments that were assess and review	12	239	5.0%	14.4%	27.9%	28.6%
% of case starts with a reported IOTN of 3 and Aesthetic Component of 5 or below	0	221	N/A	0.1%	0.1%	0.1%
% of case starts with a reported IOTN of 3 and Aesthetic Component of 6 or above	12	221	5.4%	4.0%	3.8%	4.1%
% of case starts with a reported IOTN of 4	181	221	81.9%	80.6%	78.4%	77.7%
% of case starts with a reported IOTN of 5	28	221	12.7%	14.6%	16.9%	16.8 %
% of concluded courses in receipt of dual-arch fixed appliances	9	164	5.5%	66.4%	76.9%	73.8%
% of concluded courses where treatment was abandoned or discontinued	2	164	1.2%	6.4%	7.0%	7.0%
% of patients satisfied with the treatment they have received	2	2	100.0%	95.6%	96.1%	96.0%

* Figures in italics indicate that the base number is less than 100.

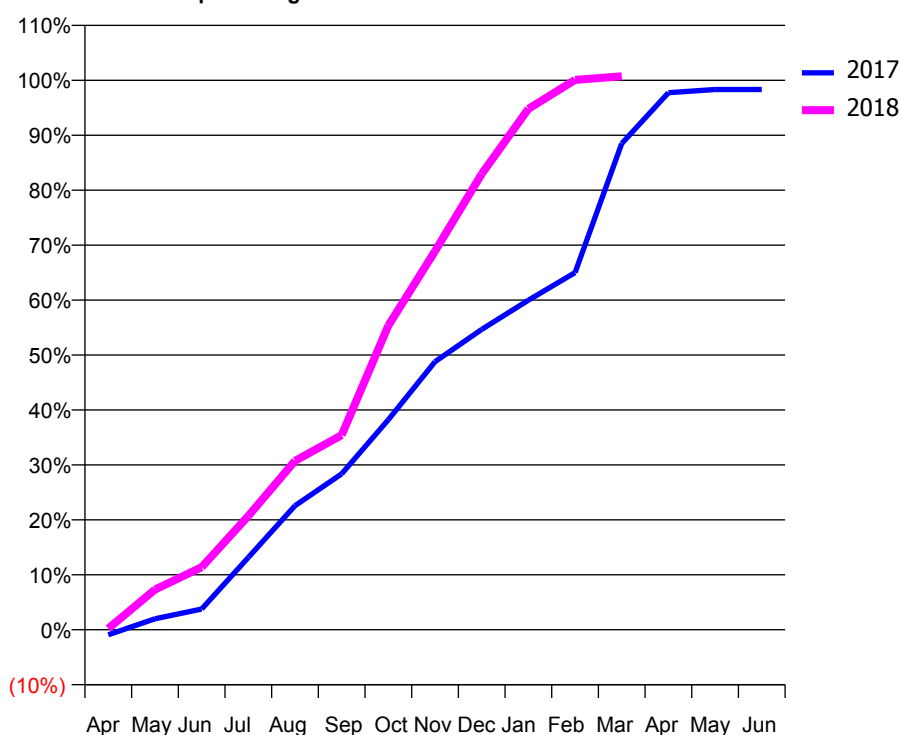
Q46 - Vital Signs Orthodontic At a Glance Contract Report for 813559/0002 - March 2018

Name or company name	MR NA HALL	17/18 Contracted general activity (UDA)	0
Contract type name	PDS Contract	Carry forward general activity (UDA)	0
Purpose of contract	Orthodontic	17/18 Contracted orthodontic activity (UOA)	3,632
Contract start date	01/04/2012	Carry forward orthodontic activity (UOA)	57
Contract end date	31/03/2019	Baseline contract value	£213,682.08

ACCESS	Contract	England and Wales
24 month ratio of assessments to patient IDs	1.01	1.04

ACTIVITY	Contract
Contract assess and fit appliances (case starts) as a percentage of Area Team case starts	2.1 %

Cumulative percentage of contracted UOA delivered 2017 & 2018



Month	Adjusted Scheduled Activity (UOA)		
	2016	2017	2018
April	75	-34	8
May	152	73	266
June	511	137	414
July	666	478	752
August	736	820	1,116
September	1,239	1,031	1,286
October	1,464	1,389	2,011
November	1,636	1,772	2,503
December	1,798	1,985	3,013
January	1,939	2,178	3,443
February	2,813	2,361	3,634
March	3,385	3,214	3,658
April	3,407	3,550	
May	3,577	3,571	
June	3,577	3,571	

QUALITY (rolling 12 month period)	Contract Quantity	Contract Base Number	Contract *	Area Team	Region	England
% of all assessments that were assess and fit appliances (case starts)	192	243	79.0%	78.4%	60.9%	60.1%
% of all assessments that were assess and refuse	16	243	6.6%	7.2%	11.2%	11.3%
% of all assessments that were assess and review	35	243	14.4%	14.4%	27.9%	28.6%
% of case starts with a reported IOTN of 3 and Aesthetic Component of 5 or below	0	192	N/A	0.1%	0.1%	0.1%
% of case starts with a reported IOTN of 3 and Aesthetic Component of 6 or above	4	192	2.1%	4.0%	3.8%	4.1%
% of case starts with a reported IOTN of 4	152	192	79.2%	80.6%	78.4%	77.7%
% of case starts with a reported IOTN of 5	32	192	16.7%	14.6%	16.9%	16.8%
% of concluded courses in receipt of dual-arch fixed appliances	120	147	81.6%	66.4%	76.9%	73.8%
% of concluded courses where treatment was abandoned or discontinued	13	147	8.8%	6.4%	7.0%	7.0%
% of patients satisfied with the treatment they have received	5	5	100.0%	95.6%	96.1%	96.0%

* Figures in italics indicate that the base number is less than 100.

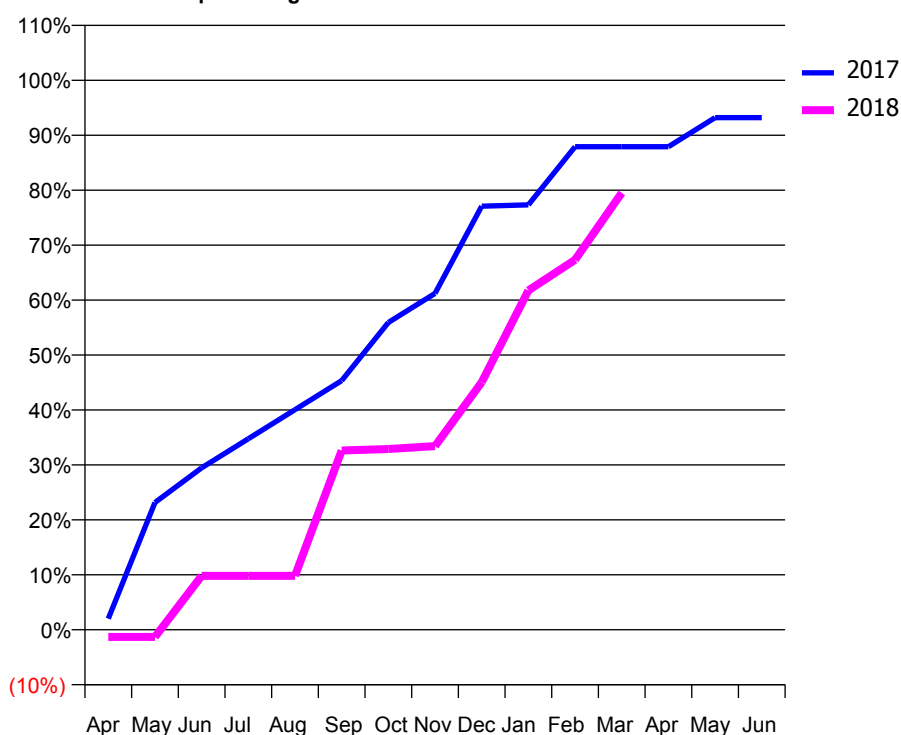
Q46 - Vital Signs Orthodontic At a Glance Contract Report for 824372/0001 - March 2018

Name or company name	MRS LR DOVER	17/18 Contracted general activity (UDA)	722
Contract type name	GDS Contract	Carry forward general activity (UDA)	0
Purpose of contract	General and Orthodontic	17/18 Contracted orthodontic activity (UOA)	377
Contract start date	01/04/2006	Carry forward orthodontic activity (UOA)	5
Contract end date		Baseline contract value	£34,169.26

ACCESS	Contract	England and Wales
24 month ratio of assessments to patient IDs	1.00	1.04

ACTIVITY	Contract
Contract assess and fit appliances (case starts) as a percentage of Area Team case starts	0.2 %

Cumulative percentage of contracted UOA delivered 2017 & 2018



Month	Adjusted Scheduled Activity (UOA)		
	2016	2017	2018
April	58	8	-5
May	226	92	-5
June	311	117	37
July	353	138	37
August	374	159	37
September	416	180	123
October	416	222	124
November	416	243	126
December	416	306	170
January	416	307	233
February	416	349	254
March	416	349	300
April	416	349	
May	416	370	
June	416	370	

QUALITY (rolling 12 month period)

	Contract Quantity	Contract Base Number	Contract *	Area Team	Region	England
% of all assessments that were assess and fit appliances (case starts)	16	22	72.7%	78.4%	60.9%	60.1%
% of all assessments that were assess and refuse	5	22	22.7%	7.2%	11.2%	11.3%
% of all assessments that were assess and review	1	22	4.5%	14.4%	27.9%	28.6%
% of case starts with a reported IOTN of 3 and Aesthetic Component of 5 or below	0	16	<i>N/A</i>	0.1%	0.1%	0.1%
% of case starts with a reported IOTN of 3 and Aesthetic Component of 6 or above	0	16	<i>N/A</i>	4.0%	3.8%	4.1%
% of case starts with a reported IOTN of 4	12	16	75.0%	80.6%	78.4%	77.7%
% of case starts with a reported IOTN of 5	2	16	12.5%	14.6%	16.9%	16.8 %
% of concluded courses in receipt of dual-arch fixed appliances	17	19	89.5%	66.4%	76.9%	73.8%
% of concluded courses where treatment was abandoned or discontinued	0	19	0.0%	6.4%	7.0%	7.0%
% of patients satisfied with the treatment they have received	1	1	100.0%	95.6%	96.1%	96.0%

* Figures in italics indicate that the base number is less than 100.

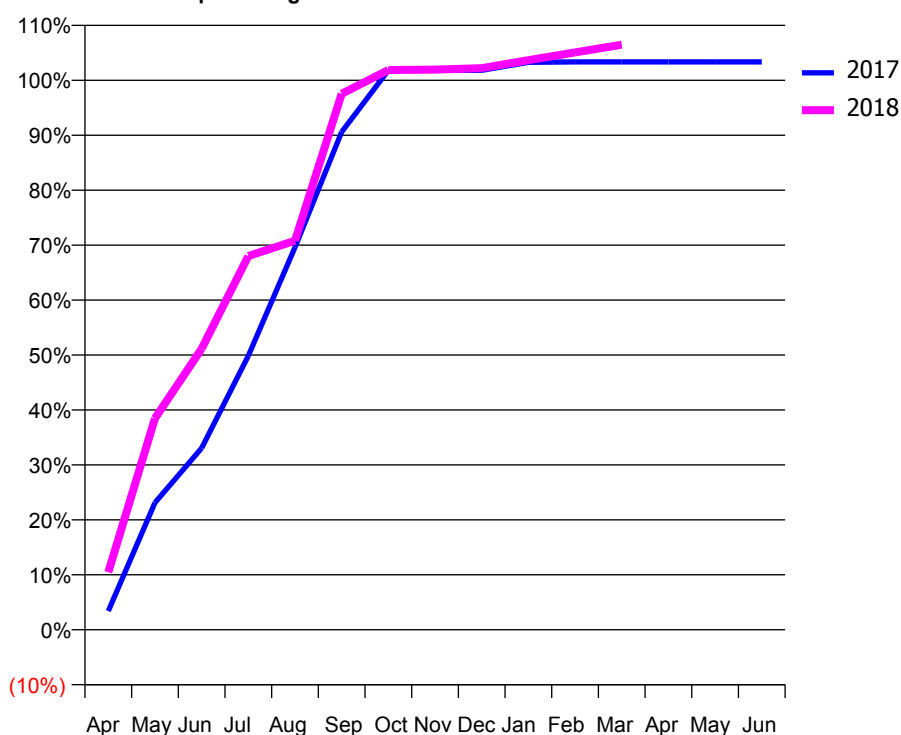
Q46 - Vital Signs Orthodontic At a Glance Contract Report for 829188/0001 - March 2018

Name or company name	MR WW LEE	17/18 Contracted general activity (UDA)	0
Contract type name	PDS Contract	Carry forward general activity (UDA)	0
Purpose of contract	Orthodontic	17/18 Contracted orthodontic activity (UOA)	1,500
Contract start date	01/04/2006	Carry forward orthodontic activity (UOA)	-30
Contract end date	31/03/2019	Baseline contract value	£87,810.62

ACCESS	Contract	England and Wales
24 month ratio of assessments to patient IDs	1.00	1.04

ACTIVITY	Contract
Contract assess and fit appliances (case starts) as a percentage of Area Team case starts	0.8 %

Cumulative percentage of contracted UOA delivered 2017 & 2018



Month	Adjusted Scheduled Activity (UOA)		
	2016	2017	2018
April	72	51	157
May	324	347	577
June	689	496	767
July	986	748	1,020
August	1,070	1,044	1,062
September	1,301	1,359	1,463
October	1,427	1,527	1,528
November	1,469	1,527	1,529
December	1,490	1,527	1,533
January	1,490	1,549	1,555
February	1,490	1,550	1,576
March	1,511	1,550	1,597
April	1,553	1,550	
May	1,553	1,550	
June	1,553	1,550	

QUALITY (rolling 12 month period)

	Contract Quantity	Contract Base Number	Contract *	Area Team	Region	England
% of all assessments that were assess and fit appliances (case starts)	74	87	85.1%	78.4%	60.9%	60.1%
% of all assessments that were assess and refuse	13	87	14.9%	7.2%	11.2%	11.3%
% of all assessments that were assess and review	0	87	0.0%	14.4%	27.9%	28.6%
% of case starts with a reported IOTN of 3 and Aesthetic Component of 5 or below	0	74	N/A	0.1%	0.1%	0.1%
% of case starts with a reported IOTN of 3 and Aesthetic Component of 6 or above	1	74	1.4%	4.0%	3.8%	4.1%
% of case starts with a reported IOTN of 4	61	74	82.4%	80.6%	78.4%	77.7%
% of case starts with a reported IOTN of 5	12	74	16.2%	14.6%	16.9%	16.8%
% of concluded courses in receipt of dual-arch fixed appliances	48	52	92.3%	66.4%	76.9%	73.8%
% of concluded courses where treatment was abandoned or discontinued	3	52	5.8%	6.4%	7.0%	7.0%
% of patients satisfied with the treatment they have received	2	3	66.7%	95.6%	96.1%	96.0%

* Figures in italics indicate that the base number is less than 100.

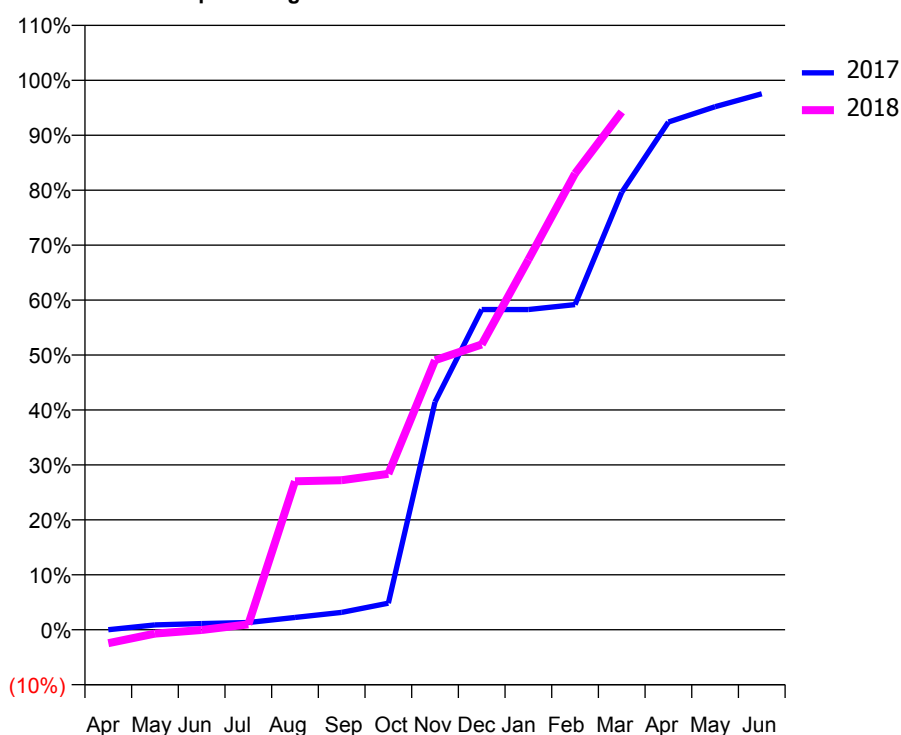
Q46 - Vital Signs Orthodontic At a Glance Contract Report for 840696/0001 - March 2018

Name or company name	MR MJ KELLY	17/18 Contracted general activity (UDA)	7,750
Contract type name	GDS Contract	Carry forward general activity (UDA)	0
Purpose of contract	General and Orthodontic	17/18 Contracted orthodontic activity (UOA)	3,035
Contract start date	01/04/2006	Carry forward orthodontic activity (UOA)	75
Contract end date		Baseline contract value	£413,059.09

ACCESS	Contract	England and Wales
24 month ratio of assessments to patient IDs	1.04	1.04

ACTIVITY	Contract
Contract assess and fit appliances (case starts) as a percentage of Area Team case starts	1.7 %

Cumulative percentage of contracted UOA delivered 2017 & 2018



Month	Adjusted Scheduled Activity (UOA)		
	2016	2017	2018
April	0	0	-75
May	43	27	-22
June	69	34	-2
July	269	40	30
August	319	68	820
September	635	96	826
October	636	147	861
November	1,723	1,258	1,489
December	1,723	1,769	1,576
January	2,105	1,769	2,044
February	2,169	1,796	2,520
March	3,202	2,416	2,860
April	4,037	2,804	
May	4,037	2,889	
June	4,037	2,960	

QUALITY (rolling 12 month period)

	Contract Quantity	Contract Base Number	Contract *	Area Team	Region	England
% of all assessments that were assess and fit appliances (case starts)	161	334	48.2%	78.4%	60.9%	60.1%
% of all assessments that were assess and refuse	87	334	26.0%	7.2%	11.2%	11.3%
% of all assessments that were assess and review	86	334	25.7%	14.4%	27.9%	28.6%
% of case starts with a reported IOTN of 3 and Aesthetic Component of 5 or below	1	161	0.6%	0.1%	0.1%	0.1%
% of case starts with a reported IOTN of 3 and Aesthetic Component of 6 or above	4	161	2.5%	4.0%	3.8%	4.1%
% of case starts with a reported IOTN of 4	132	161	82.0%	80.6%	78.4%	77.7%
% of case starts with a reported IOTN of 5	24	161	14.9%	14.6%	16.9%	16.8 %
% of concluded courses in receipt of dual-arch fixed appliances	60	73	82.2%	66.4%	76.9%	73.8%
% of concluded courses where treatment was abandoned or discontinued	7	73	9.6%	6.4%	7.0%	7.0%
% of patients satisfied with the treatment they have received	7	7	100.0%	95.6%	96.1%	96.0%

* Figures in italics indicate that the base number is less than 100.

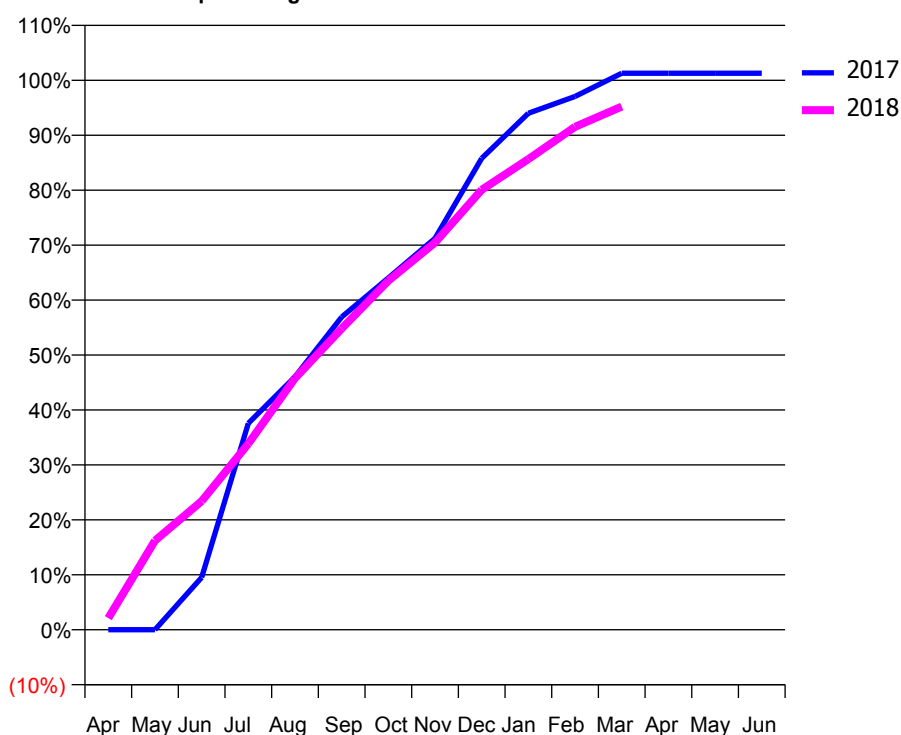
Q46 - Vital Signs Orthodontic At a Glance Contract Report for 857475/0001 - March 2018

Name or company name	MS M PATEL	17/18 Contracted general activity (UDA)	0
Contract type name	PDS Contract	Carry forward general activity (UDA)	0
Purpose of contract	Orthodontic	17/18 Contracted orthodontic activity (UOA)	7,916
Contract start date	01/11/2009	Carry forward orthodontic activity (UOA)	-102
Contract end date	31/03/2019	Baseline contract value	£482,924.06

ACCESS	Contract	England and Wales
24 month ratio of assessments to patient IDs	1.00	1.04

ACTIVITY	Contract
Contract assess and fit appliances (case starts) as a percentage of Area Team case starts	3.8 %

Cumulative percentage of contracted UOA delivered 2017 & 2018



Month	Adjusted Scheduled Activity (UOA)		
	2016	2017	2018
April	-19	0	169
May	765	0	1,284
June	1,418	759	1,853
July	2,029	2,996	2,680
August	2,720	3,672	3,624
September	3,297	4,539	4,338
October	3,928	5,107	5,028
November	4,826	5,681	5,578
December	5,267	6,843	6,338
January	6,107	7,497	6,780
February	6,485	7,740	7,244
March	6,827	8,076	7,536
April	6,938	8,077	
May	6,938	8,077	
June	6,941	8,077	

QUALITY (rolling 12 month period)

	Contract Quantity	Contract Base Number	Contract *	Area Team	Region	England
% of all assessments that were assess and fit appliances (case starts)	350	476	73.5%	78.4%	60.9%	60.1%
% of all assessments that were assess and refuse	22	476	4.6%	7.2%	11.2%	11.3%
% of all assessments that were assess and review	104	476	21.8%	14.4%	27.9%	28.6%
% of case starts with a reported IOTN of 3 and Aesthetic Component of 5 or below	4	350	1.1%	0.1%	0.1%	0.1%
% of case starts with a reported IOTN of 3 and Aesthetic Component of 6 or above	13	350	3.7%	4.0%	3.8%	4.1%
% of case starts with a reported IOTN of 4	257	350	73.4%	80.6%	78.4%	77.7%
% of case starts with a reported IOTN of 5	76	350	21.7%	14.6%	16.9%	16.8%
% of concluded courses in receipt of dual-arch fixed appliances	255	285	89.5%	66.4%	76.9%	73.8%
% of concluded courses where treatment was abandoned or discontinued	15	285	5.3%	6.4%	7.0%	7.0%
% of patients satisfied with the treatment they have received	7	7	100.0%	95.6%	96.1%	96.0%

* Figures in italics indicate that the base number is less than 100.

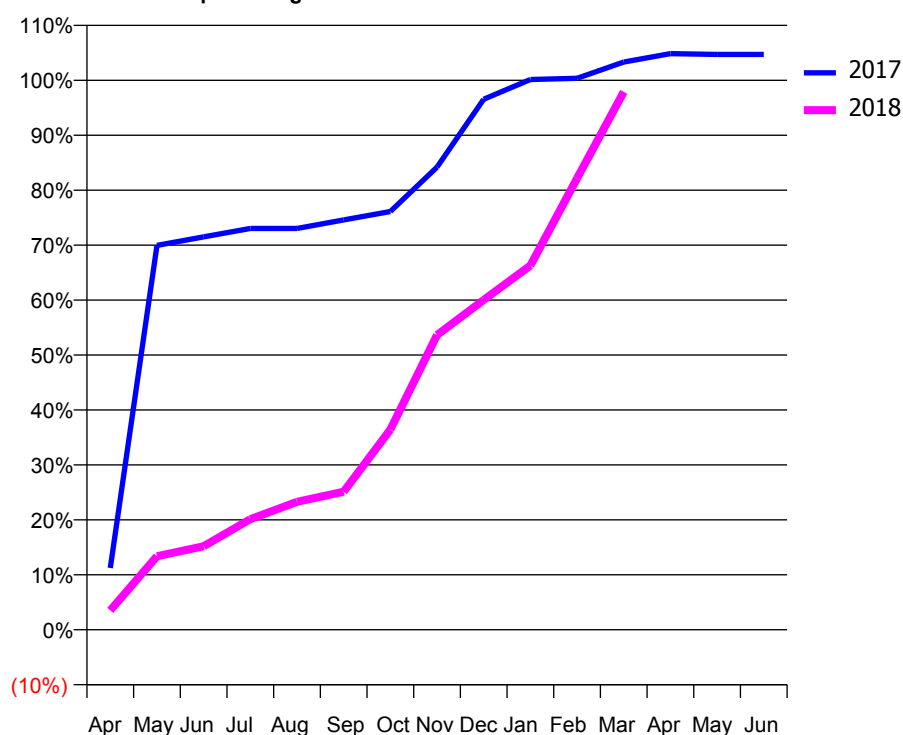
Q46 - Vital Signs Orthodontic At a Glance Contract Report for 907359/0001 - March 2018

Name or company name	MR MP GEORGESON	17/18 Contracted general activity (UDA)	8,950
Contract type name	GDS Contract	Carry forward general activity (UDA)	-63
Purpose of contract	General and Orthodontic	17/18 Contracted orthodontic activity (UOA)	1,361
Contract start date	01/04/2006	Carry forward orthodontic activity (UOA)	-27
Contract end date		Baseline contract value	£297,817.57

ACCESS	Contract	England and Wales
24 month ratio of assessments to patient IDs	1.01	1.04

ACTIVITY	Contract
Contract assess and fit appliances (case starts) as a percentage of Area Team case starts	0.7 %

Cumulative percentage of contracted UOA delivered 2017 & 2018



Month	Adjusted Scheduled Activity (UOA)		
	2016	2017	2018
April	806	153	48
May	1,062	952	182
June	1,062	973	207
July	1,111	994	274
August	1,115	994	317
September	1,136	1,015	342
October	1,348	1,036	496
November	1,370	1,146	730
December	1,371	1,314	817
January	1,374	1,363	902
February	1,376	1,366	1,118
March	1,376	1,406	1,332
April	1,376	1,427	
May	1,397	1,425	
June	1,397	1,425	

QUALITY (rolling 12 month period)

	Contract Quantity	Contract Base Number	Contract *	Area Team	Region	England
% of all assessments that were assess and fit appliances (case starts)	65	108	60.2%	78.4%	60.9%	60.1%
% of all assessments that were assess and refuse	19	108	17.6%	7.2%	11.2%	11.3%
% of all assessments that were assess and review	24	108	22.2%	14.4%	27.9%	28.6%
% of case starts with a reported IOTN of 3 and Aesthetic Component of 5 or below	0	65	<i>N/A</i>	0.1%	0.1%	0.1%
% of case starts with a reported IOTN of 3 and Aesthetic Component of 6 or above	5	65	7.7%	4.0%	3.8%	4.1%
% of case starts with a reported IOTN of 4	44	65	67.7%	80.6%	78.4%	77.7%
% of case starts with a reported IOTN of 5	13	65	20.0%	14.6%	16.9%	16.8%
% of concluded courses in receipt of dual-arch fixed appliances	37	51	72.5%	66.4%	76.9%	73.8%
% of concluded courses where treatment was abandoned or discontinued	4	51	7.8%	6.4%	7.0%	7.0%
% of patients satisfied with the treatment they have received	1	1	100.0%	95.6%	96.1%	96.0%

* Figures in italics indicate that the base number is less than 100.

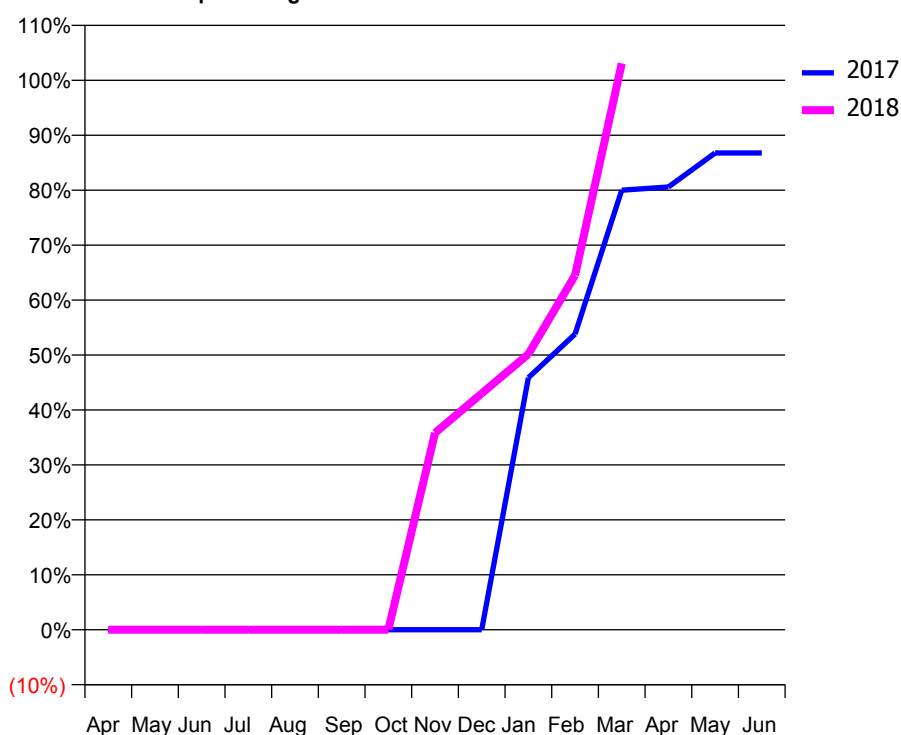
Q46 - Vital Signs Orthodontic At a Glance Contract Report for 909580/0002 - March 2018

Name or company name	P&J Noble Dental Practice	17/18 Contracted general activity (UDA)	1,706
Contract type name	GDS Contract	Carry forward general activity (UDA)	0
Purpose of contract	General and Orthodontic	17/18 Contracted orthodontic activity (UOA)	293
Contract start date	01/04/2007	Carry forward orthodontic activity (UOA)	0
Contract end date		Baseline contract value	£66,407.32

ACCESS	Contract	England and Wales
24 month ratio of assessments to patient IDs	1.00	1.04

ACTIVITY	Contract
Contract assess and fit appliances (case starts) as a percentage of Area Team case starts	0.2 %

Cumulative percentage of contracted UOA delivered 2017 & 2018



Month	Adjusted Scheduled Activity (UOA)		
	2016	2017	2018
April	-7	0	0
May	-7	0	0
June	-7	0	0
July	-7	0	0
August	-7	0	0
September	-7	0	0
October	-7	0	0
November	-7	0	105
December	-7	0	126
January	-7	156	147
February	-7	183	189
March	-7	272	302
April	-7	274	
May	-7	295	
June	246	295	

QUALITY (rolling 12 month period)

	Contract Quantity	Contract Base Number	Contract *	Area Team	Region	England
% of all assessments that were assess and fit appliances (case starts)	15	26	57.7%	78.4%	60.9%	60.1%
% of all assessments that were assess and refuse	0	26	0.0%	7.2%	11.2%	11.3%
% of all assessments that were assess and review	11	26	42.3%	14.4%	27.9%	28.6%
% of case starts with a reported IOTN of 3 and Aesthetic Component of 5 or below	0	15	N/A	0.1%	0.1%	0.1%
% of case starts with a reported IOTN of 3 and Aesthetic Component of 6 or above	0	15	N/A	4.0%	3.8%	4.1%
% of case starts with a reported IOTN of 4	13	15	86.7%	80.6%	78.4%	77.7%
% of case starts with a reported IOTN of 5	2	15	13.3%	14.6%	16.9%	16.8 %
% of concluded courses in receipt of dual-arch fixed appliances	0	0	N/A	66.4%	76.9%	73.8%
% of concluded courses where treatment was abandoned or discontinued	0	0	N/A	6.4%	7.0%	7.0%
% of patients satisfied with the treatment they have received	0	0	N/A	95.6%	96.1%	96.0%

* Figures in italics indicate that the base number is less than 100.

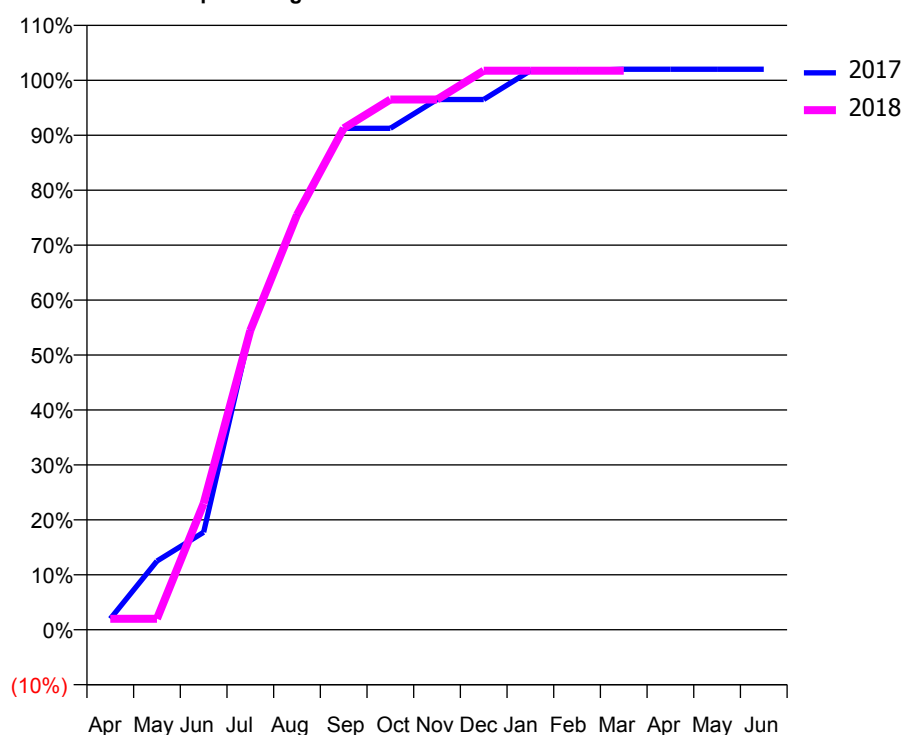
Q46 - Vital Signs Orthodontic At a Glance Contract Report for 910864/0001 - March 2018

Name or company name	MR D END	17/18 Contracted general activity (UDA)	9,584
Contract type name	GDS Contract	Carry forward general activity (UDA)	-195
Purpose of contract	General and Orthodontic	17/18 Contracted orthodontic activity (UOA)	400
Contract start date	01/04/2006	Carry forward orthodontic activity (UOA)	-8
Contract end date		Baseline contract value	£330,734.26

ACCESS	Contract	England and Wales
24 month ratio of assessments to patient IDs	1.00	1.04

ACTIVITY	Contract
Contract assess and fit appliances (case starts) as a percentage of Area Team case starts	0.2 %

Cumulative percentage of contracted UOA delivered 2017 & 2018



Month	Adjusted Scheduled Activity (UOA)		
	2016	2017	2018
April	8	8	8
May	8	50	8
June	323	71	92
July	365	218	218
August	407	302	302
September	407	365	365
October	411	365	386
November	412	386	386
December	413	386	407
January	413	407	407
February	413	407	407
March	413	408	407
April	413	408	
May	413	408	
June	413	408	

QUALITY (rolling 12 month period)

	Contract Quantity	Contract Base Number	Contract *	Area Team	Region	England
% of all assessments that were assess and fit appliances (case starts)	19	19	100.0%	78.4%	60.9%	60.1%
% of all assessments that were assess and refuse	0	19	0.0%	7.2%	11.2%	11.3%
% of all assessments that were assess and review	0	19	0.0%	14.4%	27.9%	28.6%
% of case starts with a reported IOTN of 3 and Aesthetic Component of 5 or below	0	19	N/A	0.1%	0.1%	0.1%
% of case starts with a reported IOTN of 3 and Aesthetic Component of 6 or above	0	19	N/A	4.0%	3.8%	4.1%
% of case starts with a reported IOTN of 4	18	19	94.7%	80.6%	78.4%	77.7%
% of case starts with a reported IOTN of 5	0	19	N/A	14.6%	16.9%	16.8%
% of concluded courses in receipt of dual-arch fixed appliances	0	15	N/A	66.4%	76.9%	73.8%
% of concluded courses where treatment was abandoned or discontinued	0	15	0.0%	6.4%	7.0%	7.0%
% of patients satisfied with the treatment they have received	0	0	N/A	95.6%	96.1%	96.0%

* Figures in italics indicate that the base number is less than 100.

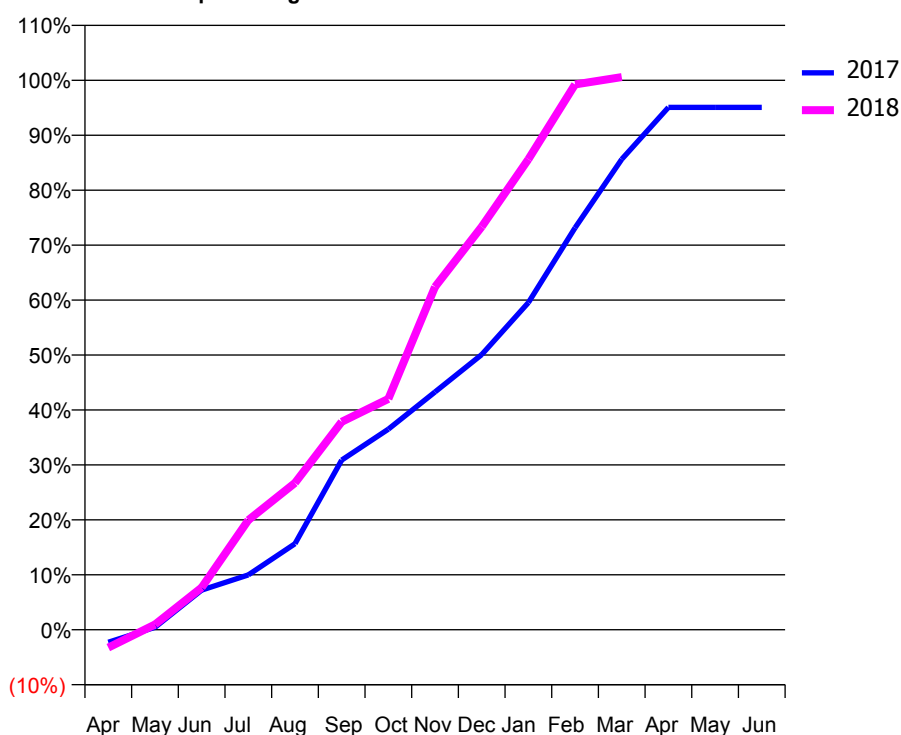
Q46 - Vital Signs Orthodontic At a Glance Contract Report for 919160/0002 - March 2018

Name or company name	MR CH HEWITT	17/18 Contracted general activity (UDA)	14,632
Contract type name	GDS Contract	Carry forward general activity (UDA)	0
Purpose of contract	General and Orthodontic	17/18 Contracted orthodontic activity (UOA)	1,564
Contract start date	01/02/2011	Carry forward orthodontic activity (UOA)	54
Contract end date		Baseline contract value	£467,616.97

ACCESS	Contract	England and Wales
24 month ratio of assessments to patient IDs	1.00	1.04

ACTIVITY	Contract
Contract assess and fit appliances (case starts) as a percentage of Area Team case starts	0.9 %

Cumulative percentage of contracted UOA delivered 2017 & 2018



Month	Adjusted Scheduled Activity (UOA)		
	2016	2017	2018
April	91	-36	-51
May	280	7	15
June	344	113	120
July	431	156	312
August	455	245	418
September	522	483	592
October	693	571	657
November	926	677	976
December	1,096	783	1,147
January	1,247	931	1,339
February	1,315	1,144	1,552
March	1,507	1,339	1,573
April	1,507	1,487	
May	1,507	1,487	
June	1,507	1,487	

QUALITY (rolling 12 month period)

	Contract Quantity	Contract Base Number	Contract *	Area Team	Region	England
% of all assessments that were assess and fit appliances (case starts)	84	119	70.6%	78.4%	60.9%	60.1%
% of all assessments that were assess and refuse	21	119	17.6%	7.2%	11.2%	11.3%
% of all assessments that were assess and review	14	119	11.8%	14.4%	27.9%	28.6%
% of case starts with a reported IOTN of 3 and Aesthetic Component of 5 or below	0	84	<i>N/A</i>	0.1%	0.1%	0.1%
% of case starts with a reported IOTN of 3 and Aesthetic Component of 6 or above	0	84	<i>N/A</i>	4.0%	3.8%	4.1%
% of case starts with a reported IOTN of 4	82	84	97.6%	80.6%	78.4%	77.7%
% of case starts with a reported IOTN of 5	2	84	2.4%	14.6%	16.9%	16.8 %
% of concluded courses in receipt of dual-arch fixed appliances	51	66	77.3%	66.4%	76.9%	73.8%
% of concluded courses where treatment was abandoned or discontinued	5	66	7.6%	6.4%	7.0%	7.0%
% of patients satisfied with the treatment they have received	3	3	100.0%	95.6%	96.1%	96.0%

* Figures in italics indicate that the base number is less than 100.

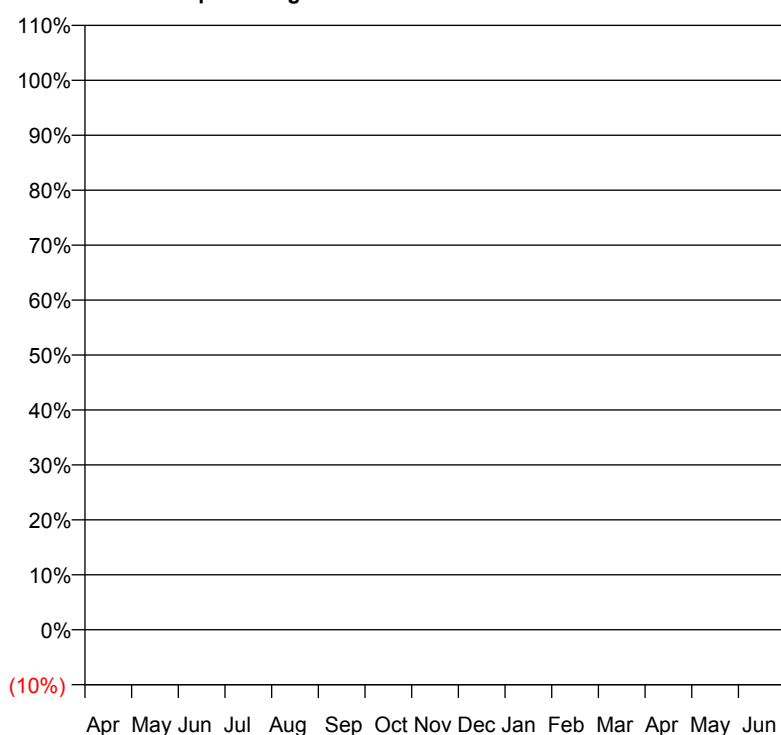
Q47 - Vital Signs Orthodontic At a Glance Contract Report for 100274/0000 - March 2018

Name or company name	Dentalign Preston	17/18 Contracted general activity (UDA)	0
Contract type name	PDS Contract	Carry forward general activity (UDA)	0
Purpose of contract	Orthodontic	17/18 Contracted orthodontic activity (UOA)	0
Contract start date	03/01/2017	Carry forward orthodontic activity (UOA)	0
Contract end date	31/05/2017	Baseline contract value	£0.17

ACCESS	Contract	England and Wales
24 month ratio of assessments to patient IDs	1.01	1.04

ACTIVITY	Contract
Contract assess and fit appliances (case starts) as a percentage of Area Team case starts	0.0 %

Cumulative percentage of contracted UOA delivered 2017 & 2018



Month	Adjusted Scheduled Activity (UOA)		
	2016	2017	2018
April	0	0	1
May	0	0	70
June	0	0	70
July	0	0	70
August	0	0	70
September	0	0	70
October	0	0	70
November	0	0	70
December	0	0	70
January	0	0	70
February	0	0	70
March	0	134	70
April	0	354	
May	0	354	
June	0	354	

QUALITY (rolling 12 month period)

	Contract Quantity	Contract Base Number	Contract *	Area Team	Region	England
% of all assessments that were assess and fit appliances (case starts)	0	290	0.0%	75.8%	60.9%	60.1%
% of all assessments that were assess and refuse	2	290	0.7%	6.4%	11.2%	11.3%
% of all assessments that were assess and review	288	290	99.3%	17.8%	27.9%	28.6%
% of case starts with a reported IOTN of 3 and Aesthetic Component of 5 or below	0	0	N/A	0.1%	0.1%	0.1%
% of case starts with a reported IOTN of 3 and Aesthetic Component of 6 or above	0	0	N/A	3.5%	3.8%	4.1%
% of case starts with a reported IOTN of 4	0	0	N/A	79.7%	78.4%	77.7%
% of case starts with a reported IOTN of 5	0	0	N/A	16.1%	16.9%	16.8 %
% of concluded courses in receipt of dual-arch fixed appliances	0	0	N/A	67.0%	76.9%	73.8%
% of concluded courses where treatment was abandoned or discontinued	0	0	N/A	9.1%	7.0%	7.0%
% of patients satisfied with the treatment they have received	0	0	N/A	99.4%	96.1%	96.0%

* Figures in italics indicate that the base number is less than 100.

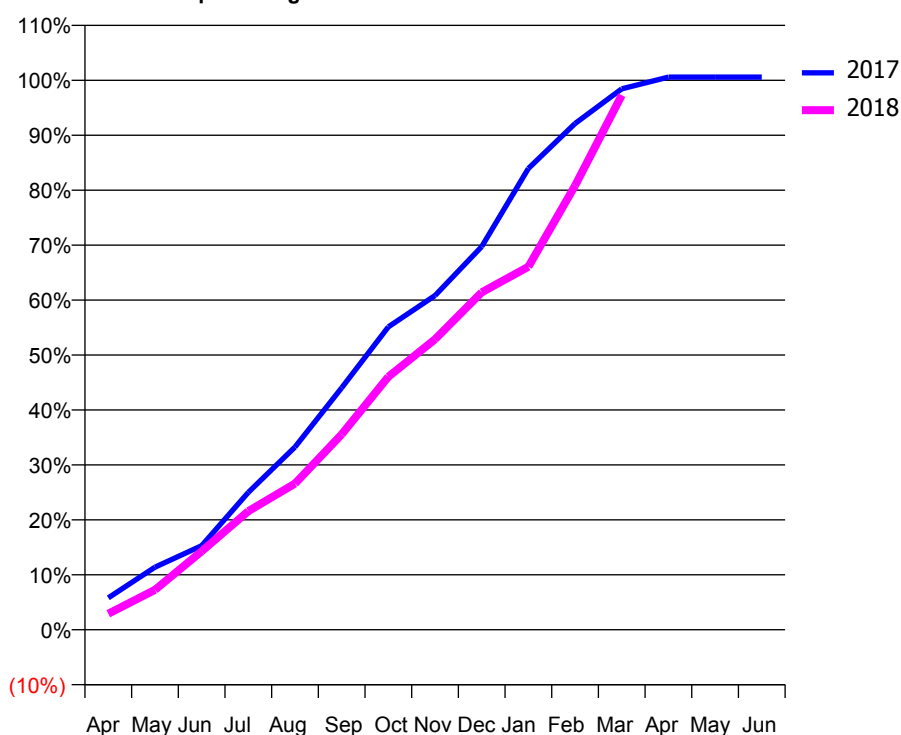
Q47 - Vital Signs Orthodontic At a Glance Contract Report for 104604/0001 - March 2018

Name or company name	Orthoworld 2000 Limited	17/18 Contracted general activity (UDA)	0
Contract type name	PDS Contract	Carry forward general activity (UDA)	0
Purpose of contract	Orthodontic	17/18 Contracted orthodontic activity (UOA)	10,861
Contract start date	01/04/2012	Carry forward orthodontic activity (UOA)	-62
Contract end date	31/03/2019	Baseline contract value	£739,741.21

ACCESS	Contract	England and Wales
24 month ratio of assessments to patient IDs	1.10	1.04

ACTIVITY	Contract
Contract assess and fit appliances (case starts) as a percentage of Area Team case starts	8.5 %

Cumulative percentage of contracted UOA delivered 2017 & 2018



Month	Adjusted Scheduled Activity (UOA)		
	2016	2017	2018
April	306	632	317
May	889	1,237	789
June	1,314	1,661	1,552
July	1,974	2,715	2,345
August	2,063	3,611	2,890
September	2,473	4,783	3,862
October	3,287	5,986	5,000
November	4,164	6,606	5,742
December	5,052	7,573	6,669
January	5,845	9,118	7,176
February	8,259	10,006	8,779
March	10,290	10,691	10,565
April	11,009	10,922	
May	11,011	10,922	
June	11,053	10,923	

QUALITY (rolling 12 month period)

	Contract Quantity	Contract Base Number	Contract *	Area Team	Region	England
% of all assessments that were assess and fit appliances (case starts)	498	860	57.9%	75.8%	60.9%	60.1%
% of all assessments that were assess and refuse	38	860	4.4%	6.4%	11.2%	11.3%
% of all assessments that were assess and review	324	860	37.7%	17.8%	27.9%	28.6%
% of case starts with a reported IOTN of 3 and Aesthetic Component of 5 or below	2	498	0.4%	0.1%	0.1%	0.1%
% of case starts with a reported IOTN of 3 and Aesthetic Component of 6 or above	10	498	2.0%	3.5%	3.8%	4.1%
% of case starts with a reported IOTN of 4	433	498	86.9%	79.7%	78.4%	77.7%
% of case starts with a reported IOTN of 5	50	498	10.0%	16.1%	16.9%	16.8%
% of concluded courses in receipt of dual-arch fixed appliances	205	243	84.4%	67.0%	76.9%	73.8%
% of concluded courses where treatment was abandoned or discontinued	30	243	12.3%	9.1%	7.0%	7.0%
% of patients satisfied with the treatment they have received	26	26	100.0%	99.4%	96.1%	96.0%

* Figures in italics indicate that the base number is less than 100.

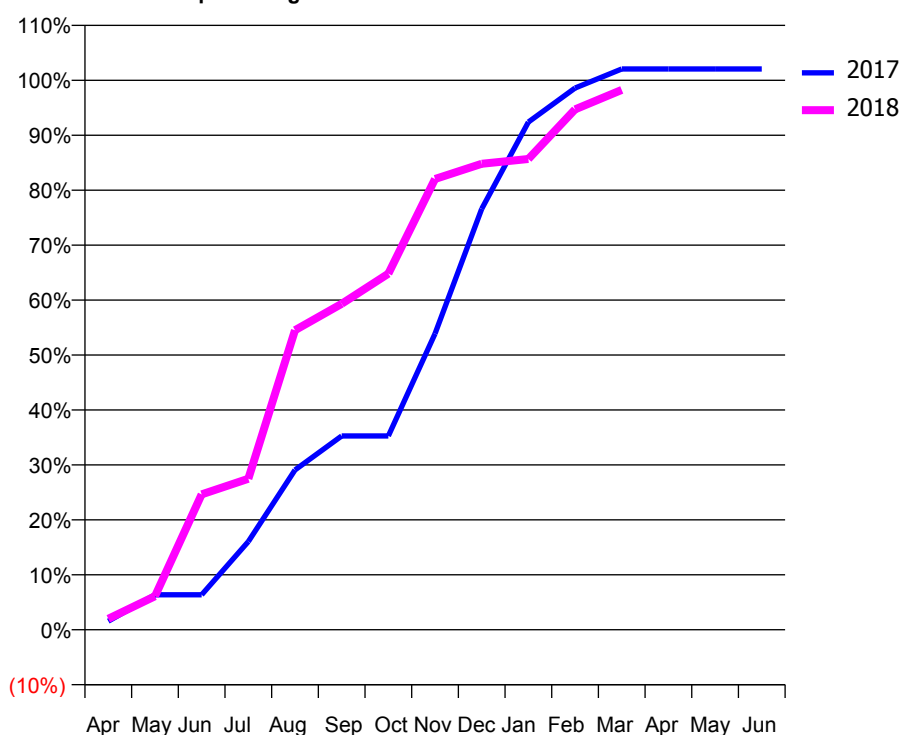
Q47 - Vital Signs Orthodontic At a Glance Contract Report for 114642/0001 - March 2018

Name or company name	Preston Orthodontics Ltd	17/18 Contracted general activity (UDA)	0
Contract type name	PDS Contract	Carry forward general activity (UDA)	0
Purpose of contract	Orthodontic	17/18 Contracted orthodontic activity (UOA)	3,060
Contract start date	01/04/2011	Carry forward orthodontic activity (UOA)	-61
Contract end date	31/03/2019	Baseline contract value	£206,402.95

ACCESS	Contract	England and Wales
24 month ratio of assessments to patient IDs	1.01	1.04

ACTIVITY	Contract
Contract assess and fit appliances (case starts) as a percentage of Area Team case starts	2.4 %

Cumulative percentage of contracted UOA delivered 2017 & 2018



Month	Adjusted Scheduled Activity (UOA)		
	2016	2017	2018
April	61	48	61
May	355	195	187
June	523	195	754
July	985	491	841
August	1,405	890	1,668
September	1,743	1,079	1,815
October	1,932	1,079	1,983
November	2,121	1,649	2,510
December	2,394	2,344	2,595
January	2,625	2,827	2,622
February	2,688	3,017	2,898
March	2,982	3,123	3,006
April	3,087	3,123	
May	3,108	3,123	
June	3,108	3,123	

QUALITY (rolling 12 month period)	Contract Quantity	Contract Base Number	Contract *	Area Team	Region	England
% of all assessments that were assess and fit appliances (case starts)	140	160	87.5%	75.8%	60.9%	60.1%
% of all assessments that were assess and refuse	2	160	1.3%	6.4%	11.2%	11.3%
% of all assessments that were assess and review	18	160	11.3%	17.8%	27.9%	28.6%
% of case starts with a reported IOTN of 3 and Aesthetic Component of 5 or below	0	140	N/A	0.1%	0.1%	0.1%
% of case starts with a reported IOTN of 3 and Aesthetic Component of 6 or above	3	140	2.1%	3.5%	3.8%	4.1%
% of case starts with a reported IOTN of 4	108	140	77.1%	79.7%	78.4%	77.7%
% of case starts with a reported IOTN of 5	29	140	20.7%	16.1%	16.9%	16.8%
% of concluded courses in receipt of dual-arch fixed appliances	102	104	98.1%	67.0%	76.9%	73.8%
% of concluded courses where treatment was abandoned or discontinued	1	104	1.0%	9.1%	7.0%	7.0%
% of patients satisfied with the treatment they have received	13	13	100.0%	99.4%	96.1%	96.0%

* Figures in italics indicate that the base number is less than 100.

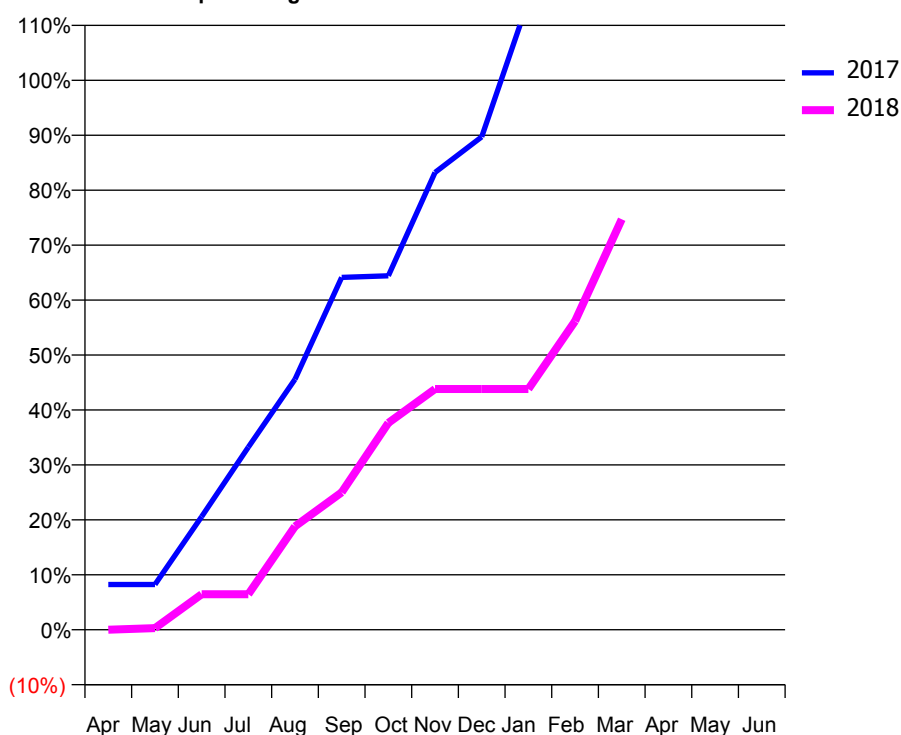
Q47 - Vital Signs Orthodontic At a Glance Contract Report for 123188/0001 - March 2018

Name or company name	Cramond House Dental Practice	17/18 Contracted general activity (UDA)	1,520
Contract type name	GDS Contract	Carry forward general activity (UDA)	-7
Purpose of contract	General and Orthodontic	17/18 Contracted orthodontic activity (UOA)	340
Contract start date	01/04/2011	Carry forward orthodontic activity (UOA)	0
Contract end date		Baseline contract value	£57,017.35

ACCESS	Contract	England and Wales
24 month ratio of assessments to patient IDs	1.00	1.04

ACTIVITY	Contract
Contract assess and fit appliances (case starts) as a percentage of Area Team case starts	0.3 %

Cumulative percentage of contracted UOA delivered 2017 & 2018



Month	Adjusted Scheduled Activity (UOA)		
	2016	2017	2018
April	1	28	0
May	64	28	1
June	106	70	22
July	148	113	22
August	169	155	64
September	212	218	85
October	233	219	128
November	317	283	149
December	319	305	149
January	319	389	149
February	361	410	191
March	466	410	254
April	466	474	
May	466	474	
June	466	474	

QUALITY (rolling 12 month period)	Contract Quantity	Contract Base Number	Contract *	Area Team	Region	England
% of all assessments that were assess and fit appliances (case starts)	15	19	78.9%	75.8%	60.9%	60.1%
% of all assessments that were assess and refuse	0	19	0.0%	6.4%	11.2%	11.3%
% of all assessments that were assess and review	4	19	21.1%	17.8%	27.9%	28.6%
% of case starts with a reported IOTN of 3 and Aesthetic Component of 5 or below	0	15	N/A	0.1%	0.1%	0.1%
% of case starts with a reported IOTN of 3 and Aesthetic Component of 6 or above	1	15	6.7%	3.5%	3.8%	4.1%
% of case starts with a reported IOTN of 4	10	15	66.7%	79.7%	78.4%	77.7%
% of case starts with a reported IOTN of 5	4	15	26.7%	16.1%	16.9%	16.8%
% of concluded courses in receipt of dual-arch fixed appliances	18	23	78.3%	67.0%	76.9%	73.8%
% of concluded courses where treatment was abandoned or discontinued	0	23	0.0%	9.1%	7.0%	7.0%
% of patients satisfied with the treatment they have received	1	1	100.0%	99.4%	96.1%	96.0%

* Figures in italics indicate that the base number is less than 100.

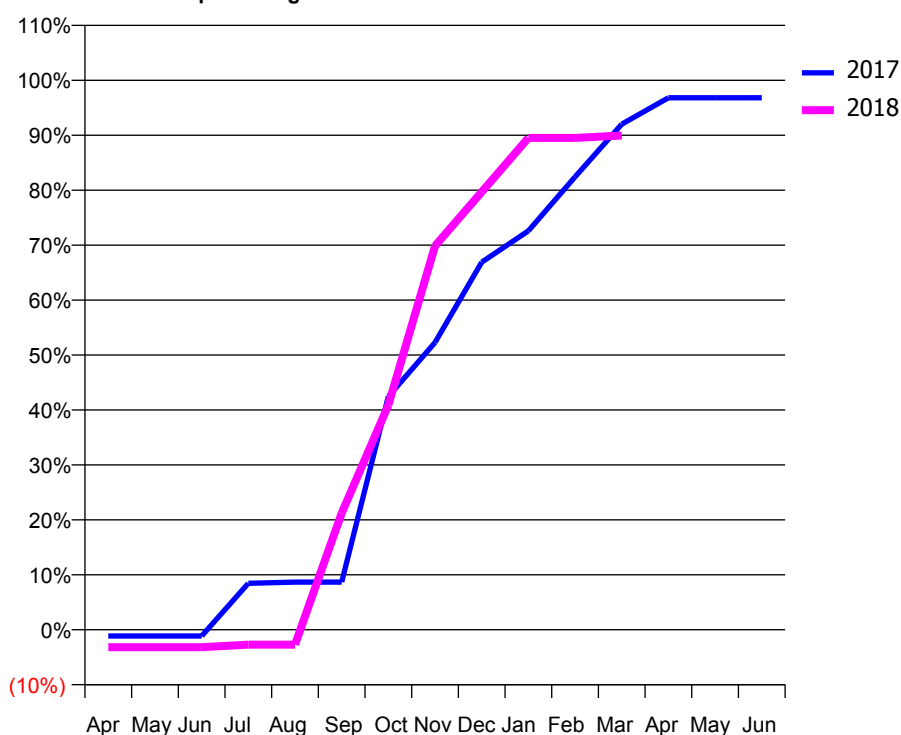
Q47 - Vital Signs Orthodontic At a Glance Contract Report for 126691/0001 - March 2018

Name or company name	Diamond Smiles Dental Centre	17/18 Contracted general activity (UDA)	3,299
Contract type name	GDS Contract	Carry forward general activity (UDA)	-24
Purpose of contract	General and Orthodontic	17/18 Contracted orthodontic activity (UOA)	438
Contract start date	01/07/2009	Carry forward orthodontic activity (UOA)	14
Contract end date		Baseline contract value	£106,180.97

ACCESS	Contract	England and Wales
24 month ratio of assessments to patient IDs	1.00	1.04

ACTIVITY	Contract
Contract assess and fit appliances (case starts) as a percentage of Area Team case starts	0.3 %

Cumulative percentage of contracted UOA delivered 2017 & 2018



Month	Adjusted Scheduled Activity (UOA)		
	2016	2017	2018
April	64	-5	-14
May	88	-5	-14
June	88	-5	-14
July	109	37	-12
August	155	38	-12
September	155	38	93
October	200	186	179
November	284	229	306
December	348	293	349
January	348	318	392
February	390	361	392
March	433	403	394
April	433	424	
May	433	424	
June	433	424	

QUALITY (rolling 12 month period)

	Contract Quantity	Contract Base Number	Contract *	Area Team	Region	England
% of all assessments that were assess and fit appliances (case starts)	20	30	66.7%	75.8%	60.9%	60.1%
% of all assessments that were assess and refuse	5	30	16.7%	6.4%	11.2%	11.3%
% of all assessments that were assess and review	5	30	16.7%	17.8%	27.9%	28.6%
% of case starts with a reported IOTN of 3 and Aesthetic Component of 5 or below	0	20	<i>N/A</i>	0.1%	0.1%	0.1%
% of case starts with a reported IOTN of 3 and Aesthetic Component of 6 or above	0	20	<i>N/A</i>	3.5%	3.8%	4.1%
% of case starts with a reported IOTN of 4	17	20	85.0%	79.7%	78.4%	77.7%
% of case starts with a reported IOTN of 5	3	20	15.0%	16.1%	16.9%	16.8%
% of concluded courses in receipt of dual-arch fixed appliances	4	18	22.2%	67.0%	76.9%	73.8%
% of concluded courses where treatment was abandoned or discontinued	8	18	44.4%	9.1%	7.0%	7.0%
% of patients satisfied with the treatment they have received	2	2	100.0%	99.4%	96.1%	96.0%

* Figures in italics indicate that the base number is less than 100.

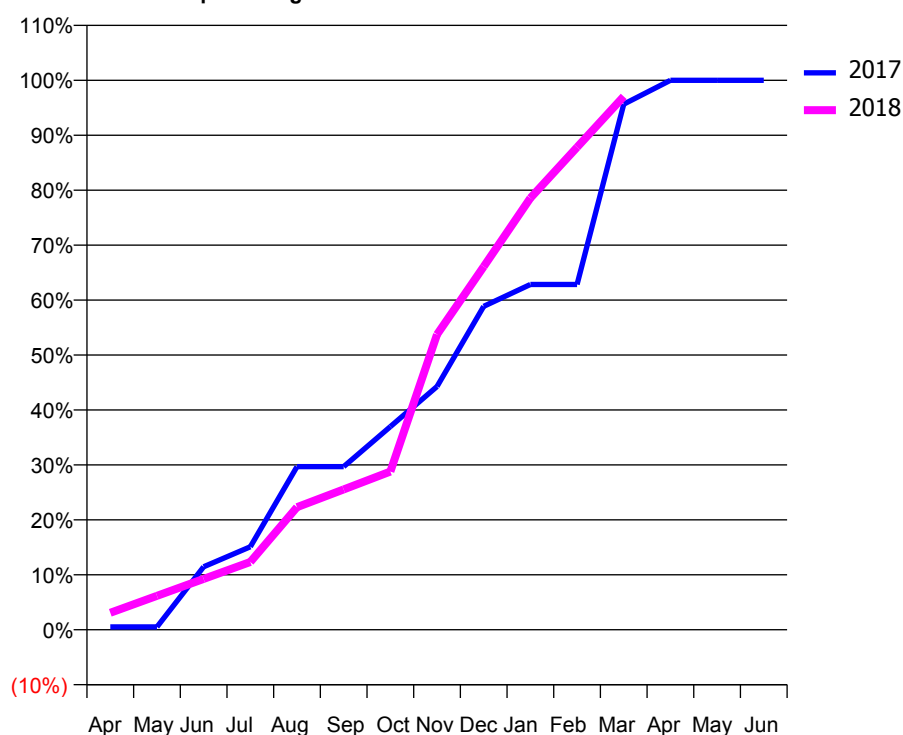
Q47 - Vital Signs Orthodontic At a Glance Contract Report for 134341/0001 - March 2018

Name or company name	The Macfarlane Dental Partnership	17/18 Contracted general activity (UDA)	1,926
Contract type name	GDS Contract	Carry forward general activity (UDA)	26
Purpose of contract	General and Orthodontic	17/18 Contracted orthodontic activity (UOA)	681
Contract start date	01/01/2012	Carry forward orthodontic activity (UOA)	0
Contract end date		Baseline contract value	£99,292.05

ACCESS	Contract	England and Wales
24 month ratio of assessments to patient IDs	1.02	1.04

ACTIVITY	Contract
Contract assess and fit appliances (case starts) as a percentage of Area Team case starts	0.6 %

Cumulative percentage of contracted UOA delivered 2017 & 2018



Month	Adjusted Scheduled Activity (UOA)		
	2016	2017	2018
April	9	3	21
May	31	3	42
June	73	66	63
July	201	87	84
August	244	171	152
September	354	171	174
October	424	213	196
November	556	255	366
December	579	339	450
January	579	362	535
February	579	362	598
March	579	551	661
April	579	576	
May	579	576	
June	579	576	

QUALITY (rolling 12 month period)

	Contract Quantity	Contract Base Number	Contract *	Area Team	Region	England
% of all assessments that were assess and fit appliances (case starts)	35	42	83.3%	75.8%	60.9%	60.1%
% of all assessments that were assess and refuse	4	42	9.5%	6.4%	11.2%	11.3%
% of all assessments that were assess and review	3	42	7.1%	17.8%	27.9%	28.6%
% of case starts with a reported IOTN of 3 and Aesthetic Component of 5 or below	0	35	<i>N/A</i>	0.1%	0.1%	0.1%
% of case starts with a reported IOTN of 3 and Aesthetic Component of 6 or above	1	35	2.9%	3.5%	3.8%	4.1%
% of case starts with a reported IOTN of 4	28	35	80.0%	79.7%	78.4%	77.7%
% of case starts with a reported IOTN of 5	4	35	11.4%	16.1%	16.9%	16.8%
% of concluded courses in receipt of dual-arch fixed appliances	9	15	60.0%	67.0%	76.9%	73.8%
% of concluded courses where treatment was abandoned or discontinued	3	15	20.0%	9.1%	7.0%	7.0%
% of patients satisfied with the treatment they have received	2	2	100.0%	99.4%	96.1%	96.0%

* Figures in italics indicate that the base number is less than 100.

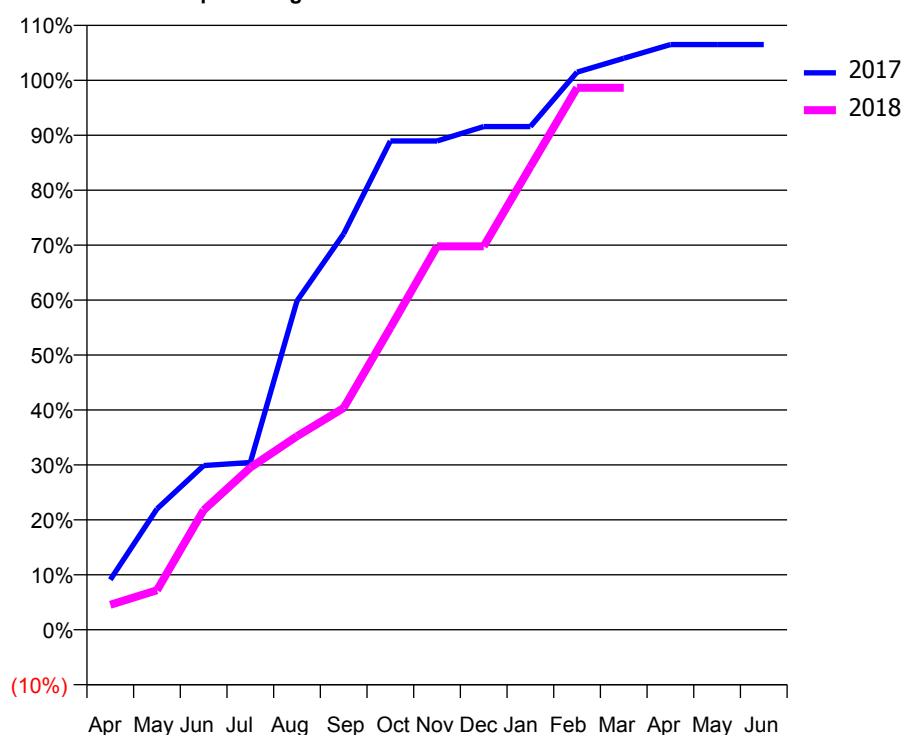
Q47 - Vital Signs Orthodontic At a Glance Contract Report for 137162/0001 - March 2018

Name or company name	Oakland Family Dental Practice	17/18 Contracted general activity (UDA)	1,800
Contract type name	GDS Contract	Carry forward general activity (UDA)	-36
Purpose of contract	General and Orthodontic	17/18 Contracted orthodontic activity (UOA)	877
Contract start date	01/04/2014	Carry forward orthodontic activity (UOA)	-18
Contract end date		Baseline contract value	£104,682.03

ACCESS	Contract	England and Wales
24 month ratio of assessments to patient IDs	1.04	1.04

ACTIVITY	Contract
Contract assess and fit appliances (case starts) as a percentage of Area Team case starts	0.7 %

Cumulative percentage of contracted UOA delivered 2017 & 2018



Month	Adjusted Scheduled Activity (UOA)		
	2016	2017	2018
April	-8	80	40
May	16	193	63
June	63	262	191
July	128	267	259
August	262	525	309
September	346	632	354
October	432	780	482
November	672	780	612
December	826	803	612
January	875	803	739
February	895	890	865
March	895	912	865
April	896	934	
May	896	934	
June	896	934	

QUALITY (rolling 12 month period)

	Contract Quantity	Contract Base Number	Contract *	Area Team	Region	England
% of all assessments that were assess and fit appliances (case starts)	41	71	57.7%	75.8%	60.9%	60.1%
% of all assessments that were assess and refuse	21	71	29.6%	6.4%	11.2%	11.3%
% of all assessments that were assess and review	9	71	12.7%	17.8%	27.9%	28.6%
% of case starts with a reported IOTN of 3 and Aesthetic Component of 5 or below	0	41	N/A	0.1%	0.1%	0.1%
% of case starts with a reported IOTN of 3 and Aesthetic Component of 6 or above	1	41	2.4%	3.5%	3.8%	4.1%
% of case starts with a reported IOTN of 4	38	41	92.7%	79.7%	78.4%	77.7%
% of case starts with a reported IOTN of 5	2	41	4.9%	16.1%	16.9%	16.8%
% of concluded courses in receipt of dual-arch fixed appliances	0	30	N/A	67.0%	76.9%	73.8%
% of concluded courses where treatment was abandoned or discontinued	5	30	16.7%	9.1%	7.0%	7.0%
% of patients satisfied with the treatment they have received	0	0	N/A	99.4%	96.1%	96.0%

* Figures in italics indicate that the base number is less than 100.

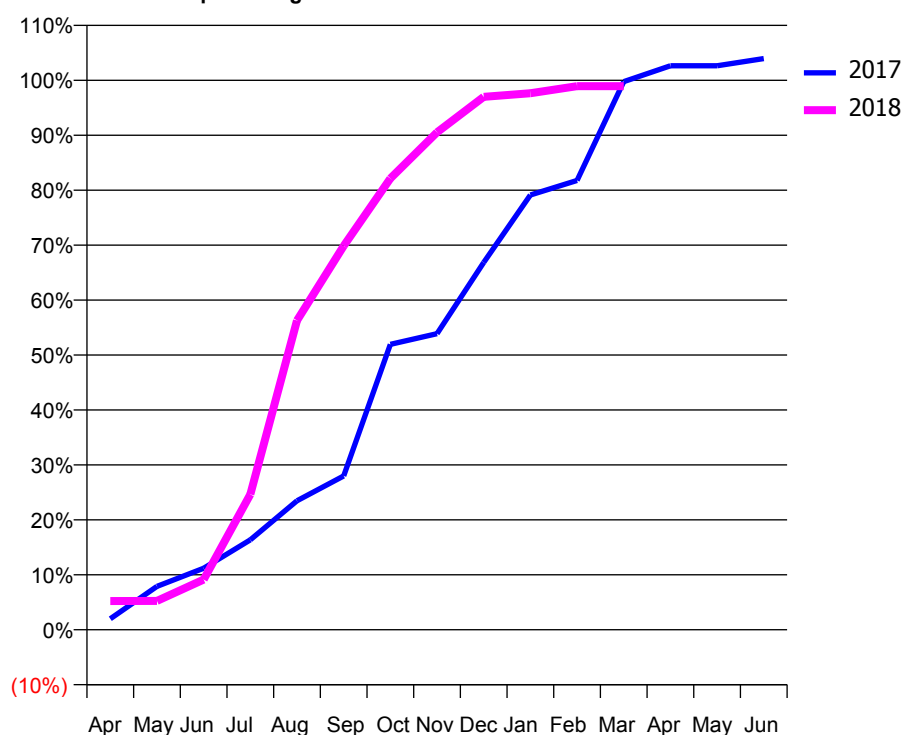
Q47 - Vital Signs Orthodontic At a Glance Contract Report for 142433/0003 - March 2018

Name or company name	Dentalign Preston	17/18 Contracted general activity (UDA)	0
Contract type name	PDS Contract	Carry forward general activity (UDA)	0
Purpose of contract	Orthodontic	17/18 Contracted orthodontic activity (UOA)	3,251
Contract start date	25/06/2011	Carry forward orthodontic activity (UOA)	-65
Contract end date	31/03/2019	Baseline contract value	£220,100.09

ACCESS	Contract	England and Wales
24 month ratio of assessments to patient IDs	1.02	1.04

ACTIVITY	Contract
Contract assess and fit appliances (case starts) as a percentage of Area Team case starts	2.7 %

Cumulative percentage of contracted UOA delivered 2017 & 2018



Month	Adjusted Scheduled Activity (UOA)		
	2016	2017	2018
April	263	65	170
May	415	257	171
June	460	364	297
July	767	532	801
August	1,150	763	1,830
September	1,323	910	2,271
October	1,710	1,689	2,670
November	2,089	1,752	2,943
December	2,196	2,173	3,153
January	2,370	2,572	3,174
February	2,477	2,658	3,216
March	2,519	3,243	3,216
April	3,350	3,337	
May	3,371	3,337	
June	3,371	3,379	

QUALITY (rolling 12 month period)

	Contract Quantity	Contract Base Number	Contract *	Area Team	Region	England
% of all assessments that were assess and fit appliances (case starts)	158	169	93.5%	75.8%	60.9%	60.1%
% of all assessments that were assess and refuse	2	169	1.2%	6.4%	11.2%	11.3%
% of all assessments that were assess and review	9	169	5.3%	17.8%	27.9%	28.6%
% of case starts with a reported IOTN of 3 and Aesthetic Component of 5 or below	0	158	N/A	0.1%	0.1%	0.1%
% of case starts with a reported IOTN of 3 and Aesthetic Component of 6 or above	7	158	4.4%	3.5%	3.8%	4.1%
% of case starts with a reported IOTN of 4	124	158	78.5%	79.7%	78.4%	77.7%
% of case starts with a reported IOTN of 5	26	158	16.5%	16.1%	16.9%	16.8 %
% of concluded courses in receipt of dual-arch fixed appliances	17	60	28.3%	67.0%	76.9%	73.8%
% of concluded courses where treatment was abandoned or discontinued	8	60	13.3%	9.1%	7.0%	7.0%
% of patients satisfied with the treatment they have received	6	6	100.0%	99.4%	96.1%	96.0%

* Figures in italics indicate that the base number is less than 100.

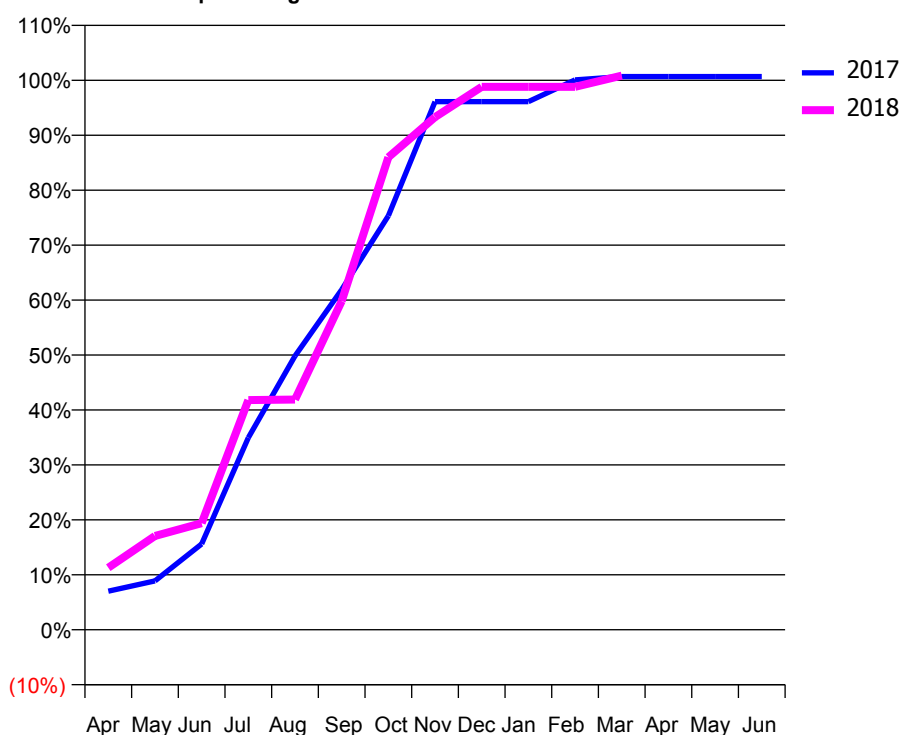
Q47 - Vital Signs Orthodontic At a Glance Contract Report for 142646/0001 - March 2018

Name or company name	Perfectalign at the Beeches	17/18 Contracted general activity (UDA)	0
Contract type name	PDS Contract	Carry forward general activity (UDA)	0
Purpose of contract	Orthodontic	17/18 Contracted orthodontic activity (UOA)	6,911
Contract start date	01/06/2015	Carry forward orthodontic activity (UOA)	-46
Contract end date	31/03/2019	Baseline contract value	£469,355.67

ACCESS	Contract	England and Wales
24 month ratio of assessments to patient IDs	1.00	1.04

ACTIVITY	Contract
Contract assess and fit appliances (case starts) as a percentage of Area Team case starts	5.6 %

Cumulative percentage of contracted UOA delivered 2017 & 2018



Month	Adjusted Scheduled Activity (UOA)		
	2016	2017	2018
April	0	485	781
May	0	615	1,180
June	0	1,079	1,341
July	0	2,416	2,888
August	49	3,444	2,896
September	1,132	4,277	4,134
October	2,052	5,207	5,943
November	2,331	6,642	6,448
December	3,654	6,642	6,828
January	3,975	6,642	6,828
February	4,744	6,915	6,828
March	6,253	6,957	6,969
April	6,253	6,957	
May	6,253	6,957	
June	6,253	6,957	

QUALITY (rolling 12 month period)

	Contract Quantity	Contract Base Number	Contract *	Area Team	Region	England
% of all assessments that were assess and fit appliances (case starts)	326	399	81.7%	75.8%	60.9%	60.1%
% of all assessments that were assess and refuse	29	399	7.3%	6.4%	11.2%	11.3%
% of all assessments that were assess and review	44	399	11.0%	17.8%	27.9%	28.6%
% of case starts with a reported IOTN of 3 and Aesthetic Component of 5 or below	0	326	N/A	0.1%	0.1%	0.1%
% of case starts with a reported IOTN of 3 and Aesthetic Component of 6 or above	45	326	13.8%	3.5%	3.8%	4.1%
% of case starts with a reported IOTN of 4	223	326	68.4%	79.7%	78.4%	77.7%
% of case starts with a reported IOTN of 5	58	326	17.8%	16.1%	16.9%	16.8 %
% of concluded courses in receipt of dual-arch fixed appliances	227	261	87.0%	67.0%	76.9%	73.8%
% of concluded courses where treatment was abandoned or discontinued	9	261	3.4%	9.1%	7.0%	7.0%
% of patients satisfied with the treatment they have received	7	7	100.0%	99.4%	96.1%	96.0%

* Figures in italics indicate that the base number is less than 100.

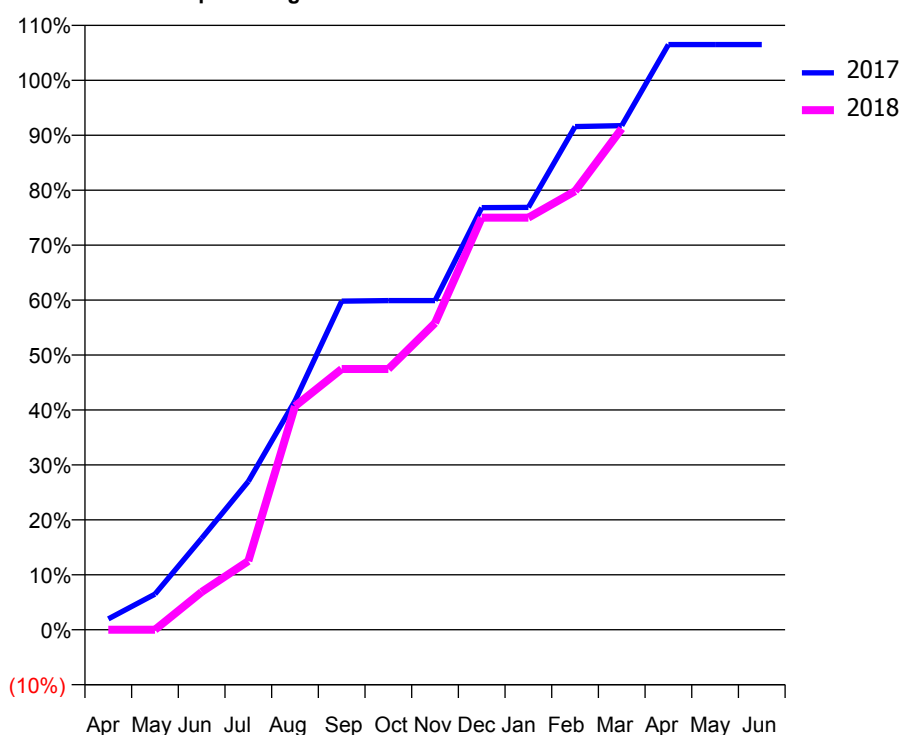
Q47 - Vital Signs Orthodontic At a Glance Contract Report for 148601/0002 - March 2018

Name or company name	Redbridge Associates Ltd.	17/18 Contracted general activity (UDA)	0
Contract type name	PDS Contract	Carry forward general activity (UDA)	0
Purpose of contract	Orthodontic	17/18 Contracted orthodontic activity (UOA)	1,863
Contract start date	01/04/2007	Carry forward orthodontic activity (UOA)	0
Contract end date	31/03/2019	Baseline contract value	£121,533.48

ACCESS	Contract	England and Wales
24 month ratio of assessments to patient IDs	1.00	1.04

ACTIVITY	Contract
Contract assess and fit appliances (case starts) as a percentage of Area Team case starts	1.6 %

Cumulative percentage of contracted UOA delivered 2017 & 2018



Month	Adjusted Scheduled Activity (UOA)		
	2016	2017	2018
April	0	37	0
May	0	121	0
June	105	310	128
July	105	503	233
August	105	776	758
September	105	1,114	884
October	106	1,116	884
November	594	1,116	1,040
December	941	1,431	1,397
January	986	1,432	1,397
February	1,197	1,706	1,487
March	1,786	1,709	1,699
April	2,039	1,984	
May	2,039	1,984	
June	2,018	1,984	

QUALITY (rolling 12 month period)

	Contract Quantity	Contract Base Number	Contract *	Area Team	Region	England
% of all assessments that were assess and fit appliances (case starts)	94	105	89.5%	75.8%	60.9%	60.1%
% of all assessments that were assess and refuse	3	105	2.9%	6.4%	11.2%	11.3%
% of all assessments that were assess and review	8	105	7.6%	17.8%	27.9%	28.6%
% of case starts with a reported IOTN of 3 and Aesthetic Component of 5 or below	0	94	<i>N/A</i>	0.1%	0.1%	0.1%
% of case starts with a reported IOTN of 3 and Aesthetic Component of 6 or above	5	94	5.3%	3.5%	3.8%	4.1%
% of case starts with a reported IOTN of 4	79	94	84.0%	79.7%	78.4%	77.7%
% of case starts with a reported IOTN of 5	10	94	10.6%	16.1%	16.9%	16.8 %
% of concluded courses in receipt of dual-arch fixed appliances	0	18	<i>N/A</i>	67.0%	76.9%	73.8%
% of concluded courses where treatment was abandoned or discontinued	2	18	11.1%	9.1%	7.0%	7.0%
% of patients satisfied with the treatment they have received	1	1	100.0%	99.4%	96.1%	96.0%

* Figures in italics indicate that the base number is less than 100.

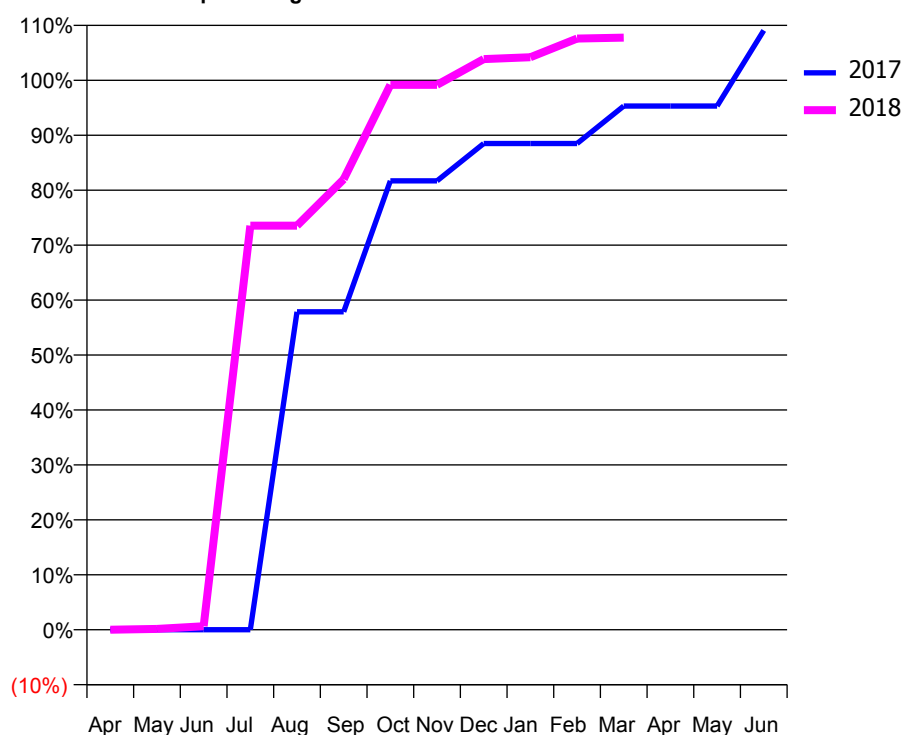
Q47 - Vital Signs Orthodontic At a Glance Contract Report for 167711/0001 - March 2018

Name or company name	Bridge Dental Practice	17/18 Contracted general activity (UDA)	2,000
Contract type name	GDS Contract	Carry forward general activity (UDA)	0
Purpose of contract	General and Orthodontic	17/18 Contracted orthodontic activity (UOA)	617
Contract start date	01/09/2014	Carry forward orthodontic activity (UOA)	0
Contract end date		Baseline contract value	£81,809.31

ACCESS	Contract	England and Wales
24 month ratio of assessments to patient IDs	1.01	1.04

ACTIVITY	Contract
Contract assess and fit appliances (case starts) as a percentage of Area Team case starts	0.6 %

Cumulative percentage of contracted UOA delivered 2017 & 2018



Month	Adjusted Scheduled Activity (UOA)		
	2016	2017	2018
April	-17	0	0
May	-17	0	1
June	-17	0	4
July	403	0	454
August	403	357	454
September	445	357	506
October	466	504	612
November	466	504	612
December	508	546	641
January	571	546	643
February	571	546	664
March	571	588	665
April	571	588	
May	571	588	
June	571	673	

QUALITY (rolling 12 month period)

	Contract Quantity	Contract Base Number	Contract *	Area Team	Region	England
% of all assessments that were assess and fit appliances (case starts)	34	69	49.3%	75.8%	60.9%	60.1%
% of all assessments that were assess and refuse	3	69	4.3%	6.4%	11.2%	11.3%
% of all assessments that were assess and review	32	69	46.4%	17.8%	27.9%	28.6%
% of case starts with a reported IOTN of 3 and Aesthetic Component of 5 or below	0	34	<i>N/A</i>	0.1%	0.1%	0.1%
% of case starts with a reported IOTN of 3 and Aesthetic Component of 6 or above	0	34	<i>N/A</i>	3.5%	3.8%	4.1%
% of case starts with a reported IOTN of 4	30	34	88.2%	79.7%	78.4%	77.7%
% of case starts with a reported IOTN of 5	4	34	11.8%	16.1%	16.9%	16.8 %
% of concluded courses in receipt of dual-arch fixed appliances	0	24	<i>N/A</i>	67.0%	76.9%	73.8%
% of concluded courses where treatment was abandoned or discontinued	0	24	0.0%	9.1%	7.0%	7.0%
% of patients satisfied with the treatment they have received	1	1	100.0%	99.4%	96.1%	96.0%

* Figures in italics indicate that the base number is less than 100.

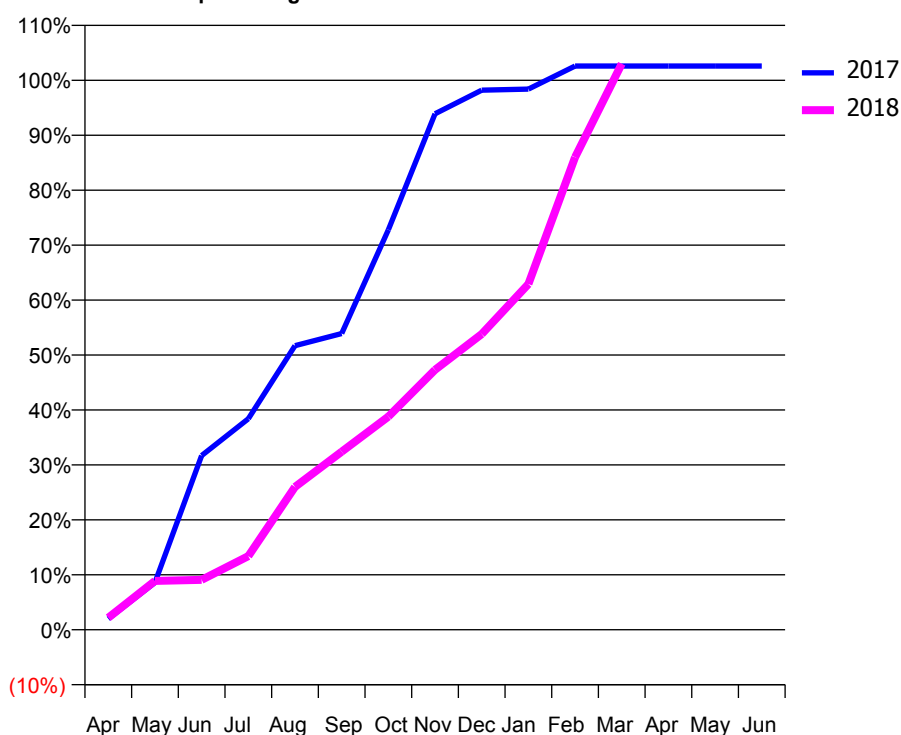
Q47 - Vital Signs Orthodontic At a Glance Contract Report for 171859/0004 - March 2018

Name or company name	Oak Dental Care Limited	17/18 Contracted general activity (UDA)	4,600
Contract type name	GDS Contract	Carry forward general activity (UDA)	-92
Purpose of contract	General and Orthodontic	17/18 Contracted orthodontic activity (UOA)	1,000
Contract start date	01/04/2009	Carry forward orthodontic activity (UOA)	-20
Contract end date		Baseline contract value	£202,004.36

ACCESS	Contract	England and Wales
24 month ratio of assessments to patient IDs	1.00	1.04

ACTIVITY	Contract
Contract assess and fit appliances (case starts) as a percentage of Area Team case starts	0.8 %

Cumulative percentage of contracted UOA delivered 2017 & 2018



Month	Adjusted Scheduled Activity (UOA)		
	2016	2017	2018
April	48	20	22
May	69	86	89
June	69	317	91
July	388	384	134
August	409	517	260
September	475	539	324
October	649	728	388
November	821	939	473
December	912	982	538
January	913	984	629
February	1,043	1,026	860
March	1,043	1,026	1,030
April	1,044	1,026	
May	1,044	1,026	
June	1,044	1,026	

QUALITY (rolling 12 month period)

	Contract Quantity	Contract Base Number	Contract *	Area Team	Region	England
% of all assessments that were assess and fit appliances (case starts)	47	70	67.1%	75.8%	60.9%	60.1%
% of all assessments that were assess and refuse	9	70	12.9%	6.4%	11.2%	11.3%
% of all assessments that were assess and review	14	70	20.0%	17.8%	27.9%	28.6%
% of case starts with a reported IOTN of 3 and Aesthetic Component of 5 or below	0	47	N/A	0.1%	0.1%	0.1%
% of case starts with a reported IOTN of 3 and Aesthetic Component of 6 or above	0	47	N/A	3.5%	3.8%	4.1%
% of case starts with a reported IOTN of 4	35	47	74.5%	79.7%	78.4%	77.7%
% of case starts with a reported IOTN of 5	12	47	25.5%	16.1%	16.9%	16.8%
% of concluded courses in receipt of dual-arch fixed appliances	0	6	N/A	67.0%	76.9%	73.8%
% of concluded courses where treatment was abandoned or discontinued	1	6	16.7%	9.1%	7.0%	7.0%
% of patients satisfied with the treatment they have received	1	1	100.0%	99.4%	96.1%	96.0%

* Figures in italics indicate that the base number is less than 100.

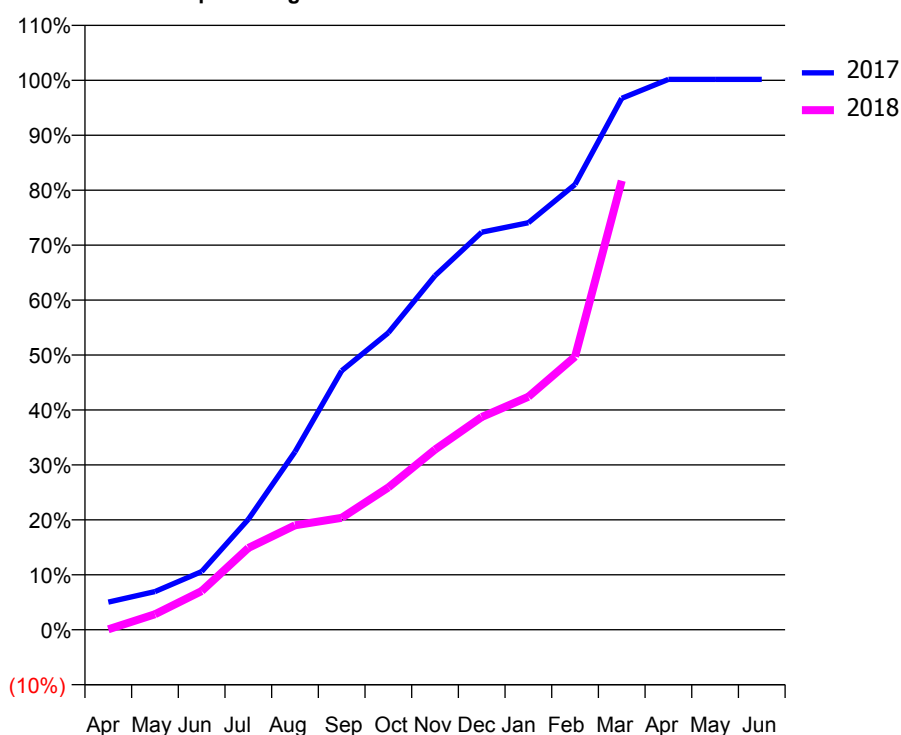
Q47 - Vital Signs Orthodontic At a Glance Contract Report for 185450/0001 - March 2018

Name or company name	Matterson and Partners	17/18 Contracted general activity (UDA)	5,050
Contract type name	GDS Contract	Carry forward general activity (UDA)	117
Purpose of contract	General and Orthodontic	17/18 Contracted orthodontic activity (UOA)	4,599
Contract start date	01/01/2016	Carry forward orthodontic activity (UOA)	-4
Contract end date		Baseline contract value	£430,356.22

ACCESS	Contract	England and Wales
24 month ratio of assessments to patient IDs	1.02	1.04

ACTIVITY	Contract
Contract assess and fit appliances (case starts) as a percentage of Area Team case starts	3.2 %

Cumulative percentage of contracted UOA delivered 2017 & 2018



Month	Adjusted Scheduled Activity (UOA)		
	2016	2017	2018
April	0	122	4
May	0	169	130
June	0	257	324
July	0	488	685
August	0	786	874
September	0	1,144	937
October	0	1,312	1,191
November	0	1,564	1,508
December	0	1,756	1,781
January	0	1,798	1,950
February	151	1,967	2,286
March	277	2,347	3,758
April	319	2,431	
May	319	2,431	
June	319	2,431	

QUALITY (rolling 12 month period)

	Contract Quantity	Contract Base Number	Contract *	Area Team	Region	England
% of all assessments that were assess and fit appliances (case starts)	186	188	98.9%	75.8%	60.9%	60.1%
% of all assessments that were assess and refuse	0	188	0.0%	6.4%	11.2%	11.3%
% of all assessments that were assess and review	2	188	1.1%	17.8%	27.9%	28.6%
% of case starts with a reported IOTN of 3 and Aesthetic Component of 5 or below	0	186	N/A	0.1%	0.1%	0.1%
% of case starts with a reported IOTN of 3 and Aesthetic Component of 6 or above	0	186	N/A	3.5%	3.8%	4.1%
% of case starts with a reported IOTN of 4	150	186	80.6%	79.7%	78.4%	77.7%
% of case starts with a reported IOTN of 5	36	186	19.4%	16.1%	16.9%	16.8 %
% of concluded courses in receipt of dual-arch fixed appliances	0	121	N/A	67.0%	76.9%	73.8%
% of concluded courses where treatment was abandoned or discontinued	10	121	8.3%	9.1%	7.0%	7.0%
% of patients satisfied with the treatment they have received	4	4	100.0%	99.4%	96.1%	96.0%

* Figures in italics indicate that the base number is less than 100.

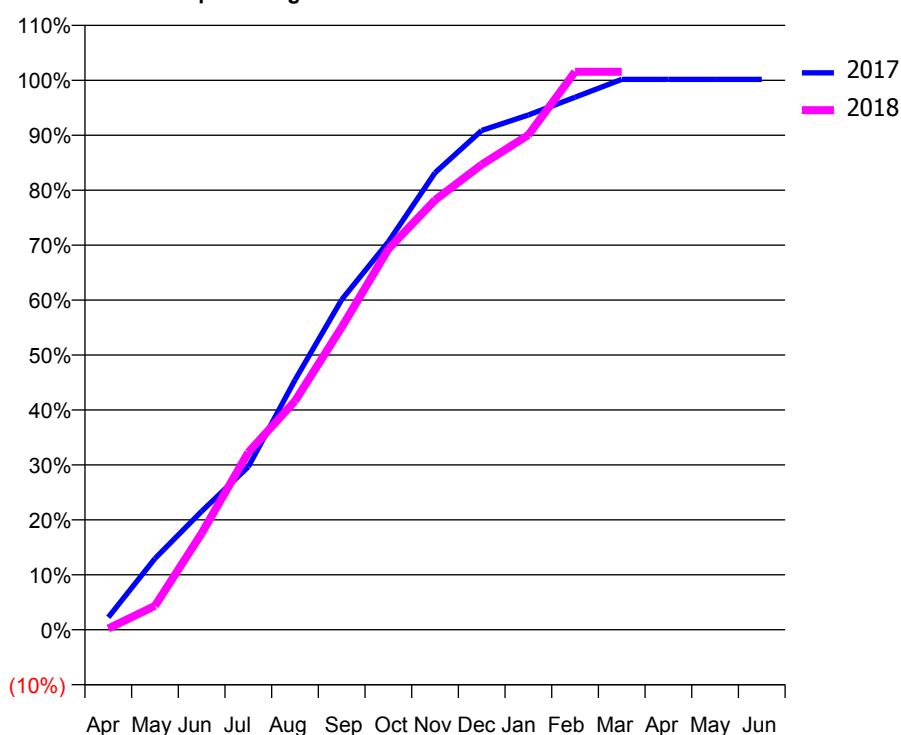
Q47 - Vital Signs Orthodontic At a Glance Contract Report for 185450/0002 - March 2018

Name or company name	Matterson and Partners	17/18 Contracted general activity (UDA)	3,700
Contract type name	GDS Contract	Carry forward general activity (UDA)	-18
Purpose of contract	General and Orthodontic	17/18 Contracted orthodontic activity (UOA)	5,196
Contract start date	01/01/2016	Carry forward orthodontic activity (UOA)	-8
Contract end date		Baseline contract value	£444,207.89

ACCESS	Contract	England and Wales
24 month ratio of assessments to patient IDs	1.02	1.04

ACTIVITY	Contract
Contract assess and fit appliances (case starts) as a percentage of Area Team case starts	4.5 %

Cumulative percentage of contracted UOA delivered 2017 & 2018



Month	Adjusted Scheduled Activity (UOA)		
	2016	2017	2018
April	0	118	12
May	0	674	226
June	0	1,120	912
July	0	1,542	1,678
August	0	2,362	2,163
September	0	3,121	2,860
October	0	3,669	3,601
November	0	4,322	4,063
December	0	4,721	4,399
January	126	4,868	4,678
February	525	5,036	5,276
March	718	5,204	5,276
April	718	5,204	
May	718	5,204	
June	718	5,204	

QUALITY (rolling 12 month period)

	Contract Quantity	Contract Base Number	Contract *	Area Team	Region	England
% of all assessments that were assess and fit appliances (case starts)	261	261	100.0%	75.8%	60.9%	60.1%
% of all assessments that were assess and refuse	0	261	0.0%	6.4%	11.2%	11.3%
% of all assessments that were assess and review	0	261	0.0%	17.8%	27.9%	28.6%
% of case starts with a reported IOTN of 3 and Aesthetic Component of 5 or below	0	261	N/A	0.1%	0.1%	0.1%
% of case starts with a reported IOTN of 3 and Aesthetic Component of 6 or above	1	261	0.4%	3.5%	3.8%	4.1%
% of case starts with a reported IOTN of 4	216	261	82.8%	79.7%	78.4%	77.7%
% of case starts with a reported IOTN of 5	44	261	16.9%	16.1%	16.9%	16.8 %
% of concluded courses in receipt of dual-arch fixed appliances	0	276	N/A	67.0%	76.9%	73.8%
% of concluded courses where treatment was abandoned or discontinued	35	276	12.7%	9.1%	7.0%	7.0%
% of patients satisfied with the treatment they have received	4	4	100.0%	99.4%	96.1%	96.0%

* Figures in italics indicate that the base number is less than 100.

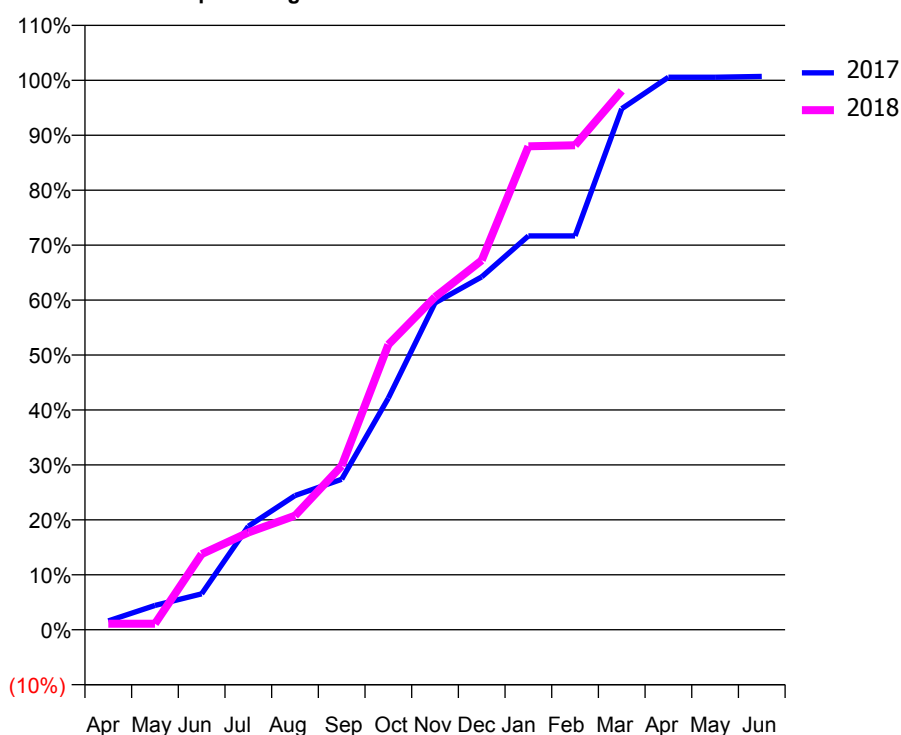
Q47 - Vital Signs Orthodontic At a Glance Contract Report for 186872/0001 - March 2018

Name or company name	ORTHOWORLD 2000 LTD	17/18 Contracted general activity (UDA)	0
Contract type name	PDS Contract	Carry forward general activity (UDA)	0
Purpose of contract	Orthodontic	17/18 Contracted orthodontic activity (UOA)	15,203
Contract start date	01/04/2006	Carry forward orthodontic activity (UOA)	-106
Contract end date	31/03/2019	Baseline contract value	£1,024,638.74

ACCESS	Contract	England and Wales
24 month ratio of assessments to patient IDs	1.01	1.04

ACTIVITY	Contract
Contract assess and fit appliances (case starts) as a percentage of Area Team case starts	12.7 %

Cumulative percentage of contracted UOA delivered 2017 & 2018



Month	Adjusted Scheduled Activity (UOA)		
	2016	2017	2018
April	351	244	167
May	702	673	167
June	1,271	996	2,093
July	2,012	2,865	2,693
August	2,979	3,715	3,155
September	2,979	4,162	4,536
October	5,297	6,412	7,888
November	7,719	9,046	9,206
December	8,312	9,762	10,223
January	8,816	10,895	13,376
February	9,776	10,895	13,406
March	12,388	14,417	14,909
April	14,317	15,288	
May	14,317	15,288	
June	14,317	15,309	

QUALITY (rolling 12 month period)

	Contract Quantity	Contract Base Number	Contract *	Area Team	Region	England
% of all assessments that were assess and fit appliances (case starts)	742	972	76.3%	75.8%	60.9%	60.1%
% of all assessments that were assess and refuse	135	972	13.9%	6.4%	11.2%	11.3%
% of all assessments that were assess and review	95	972	9.8%	17.8%	27.9%	28.6%
% of case starts with a reported IOTN of 3 and Aesthetic Component of 5 or below	0	742	N/A	0.1%	0.1%	0.1%
% of case starts with a reported IOTN of 3 and Aesthetic Component of 6 or above	39	742	5.3%	3.5%	3.8%	4.1%
% of case starts with a reported IOTN of 4	576	742	77.6%	79.7%	78.4%	77.7%
% of case starts with a reported IOTN of 5	120	742	16.2%	16.1%	16.9%	16.8 %
% of concluded courses in receipt of dual-arch fixed appliances	593	709	83.6%	67.0%	76.9%	73.8%
% of concluded courses where treatment was abandoned or discontinued	83	709	11.7%	9.1%	7.0%	7.0%
% of patients satisfied with the treatment they have received	18	18	100.0%	99.4%	96.1%	96.0%

* Figures in italics indicate that the base number is less than 100.

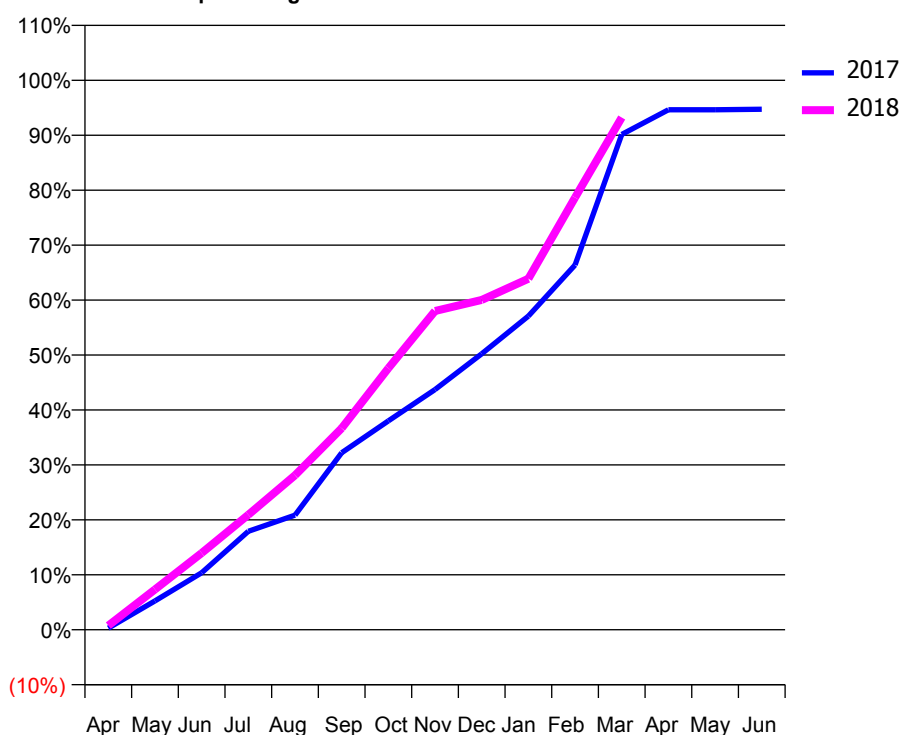
Q47 - Vital Signs Orthodontic At a Glance Contract Report for 193496/0003 - March 2018

Name or company name	Dentalign i Ormskirk	17/18 Contracted general activity (UDA)	0
Contract type name	PDS Contract	Carry forward general activity (UDA)	0
Purpose of contract	Orthodontic	17/18 Contracted orthodontic activity (UOA)	22,964
Contract start date	01/04/2008	Carry forward orthodontic activity (UOA)	21
Contract end date	31/03/2019	Baseline contract value	£1,541,107.21

ACCESS	Contract	England and Wales
24 month ratio of assessments to patient IDs	1.07	1.04

ACTIVITY	Contract
Contract assess and fit appliances (case starts) as a percentage of Area Team case starts	20.8 %

Cumulative percentage of contracted UOA delivered 2017 & 2018



Month	Adjusted Scheduled Activity (UOA)		
	2016	2017	2018
April	561	67	176
May	1,916	1,204	1,684
June	2,166	2,383	3,209
July	5,419	4,114	4,809
August	5,912	4,787	6,455
September	6,802	7,398	8,422
October	10,115	8,727	10,931
November	12,458	10,037	13,320
December	14,910	11,532	13,782
January	15,440	13,110	14,668
February	19,451	15,243	18,063
March	22,548	20,697	21,410
April	23,031	21,733	
May	23,031	21,733	
June	23,031	21,754	

QUALITY (rolling 12 month period)

	Contract Quantity	Contract Base Number	Contract *	Area Team	Region	England
% of all assessments that were assess and fit appliances (case starts)	1,220	1,248	97.8%	75.8%	60.9%	60.1%
% of all assessments that were assess and refuse	10	1,248	0.8%	6.4%	11.2%	11.3%
% of all assessments that were assess and review	18	1,248	1.4%	17.8%	27.9%	28.6%
% of case starts with a reported IOTN of 3 and Aesthetic Component of 5 or below	2	1,220	0.2%	0.1%	0.1%	0.1%
% of case starts with a reported IOTN of 3 and Aesthetic Component of 6 or above	32	1,220	2.6%	3.5%	3.8%	4.1%
% of case starts with a reported IOTN of 4	956	1,220	78.4%	79.7%	78.4%	77.7%
% of case starts with a reported IOTN of 5	224	1,220	18.4%	16.1%	16.9%	16.8%
% of concluded courses in receipt of dual-arch fixed appliances	1,013	1,138	89.0%	67.0%	76.9%	73.8%
% of concluded courses where treatment was abandoned or discontinued	75	1,138	6.6%	9.1%	7.0%	7.0%
% of patients satisfied with the treatment they have received	27	27	100.0%	99.4%	96.1%	96.0%

* Figures in italics indicate that the base number is less than 100.

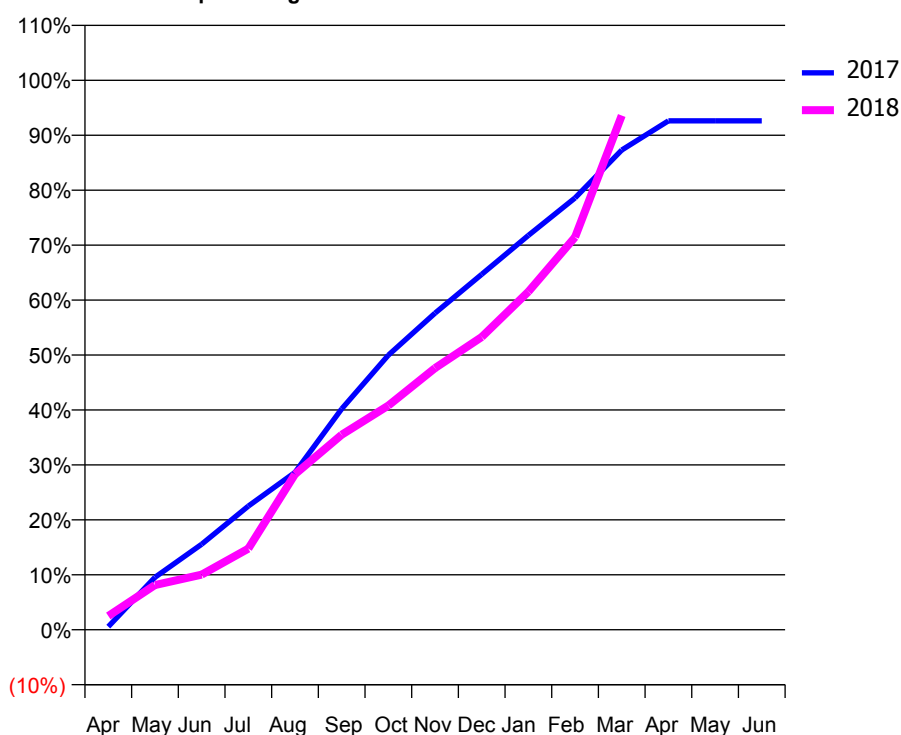
Q47 - Vital Signs Orthodontic At a Glance Contract Report for 193496/0004 - March 2018

Name or company name	Dentalign i Ormskirk	17/18 Contracted general activity (UDA)	0
Contract type name	PDS Contract	Carry forward general activity (UDA)	0
Purpose of contract	Orthodontic	17/18 Contracted orthodontic activity (UOA)	17,843
Contract start date	01/05/2008	Carry forward orthodontic activity (UOA)	-152
Contract end date	31/03/2019	Baseline contract value	£1,197,308.70

ACCESS	Contract	England and Wales
24 month ratio of assessments to patient IDs	1.00	1.04

ACTIVITY	Contract
Contract assess and fit appliances (case starts) as a percentage of Area Team case starts	14.7 %

Cumulative percentage of contracted UOA delivered 2017 & 2018



Month	Adjusted Scheduled Activity (UOA)		
	2016	2017	2018
April	984	103	446
May	2,927	1,705	1,454
June	3,818	2,777	1,790
July	5,619	4,018	2,636
August	7,113	5,111	5,051
September	8,525	7,173	6,334
October	9,547	8,917	7,279
November	11,222	10,282	8,497
December	12,625	11,542	9,505
January	13,139	12,806	10,979
February	15,793	14,024	12,749
March	17,473	15,578	16,697
April	17,924	16,524	
May	17,946	16,524	
June	17,946	16,524	

QUALITY (rolling 12 month period)

	Contract Quantity	Contract Base Number	Contract *	Area Team	Region	England
% of all assessments that were assess and fit appliances (case starts)	860	861	99.9%	75.8%	60.9%	60.1%
% of all assessments that were assess and refuse	0	861	0.0%	6.4%	11.2%	11.3%
% of all assessments that were assess and review	1	861	0.1%	17.8%	27.9%	28.6%
% of case starts with a reported IOTN of 3 and Aesthetic Component of 5 or below	0	860	N/A	0.1%	0.1%	0.1%
% of case starts with a reported IOTN of 3 and Aesthetic Component of 6 or above	30	860	3.5%	3.5%	3.8%	4.1%
% of case starts with a reported IOTN of 4	709	860	82.4%	79.7%	78.4%	77.7%
% of case starts with a reported IOTN of 5	114	860	13.3%	16.1%	16.9%	16.8 %
% of concluded courses in receipt of dual-arch fixed appliances	299	375	79.7%	67.0%	76.9%	73.8%
% of concluded courses where treatment was abandoned or discontinued	22	375	5.9%	9.1%	7.0%	7.0%
% of patients satisfied with the treatment they have received	15	15	100.0%	99.4%	96.1%	96.0%

* Figures in italics indicate that the base number is less than 100.

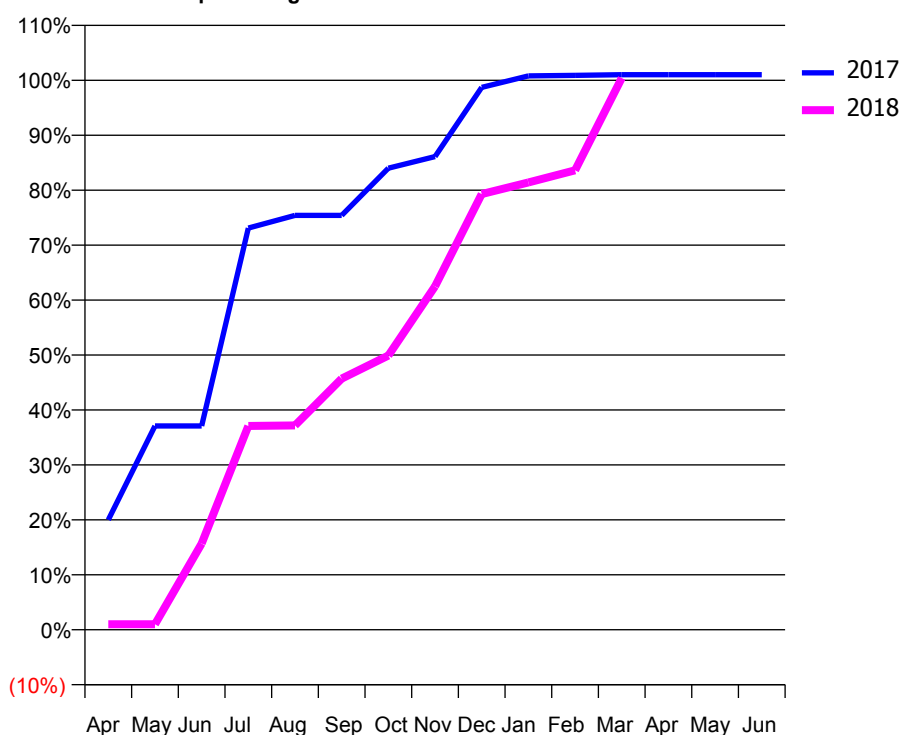
Q47 - Vital Signs Orthodontic At a Glance Contract Report for 198447/0001 - March 2018

Name or company name	Dentistry 4 All	17/18 Contracted general activity (UDA)	34,000
Contract type name	Pilot Contract	Carry forward general activity (UDA)	0
Purpose of contract	General and Orthodontic	17/18 Contracted orthodontic activity (UOA)	1,000
Contract start date	01/04/2009	Carry forward orthodontic activity (UOA)	-10
Contract end date		Baseline contract value	£1,159,325.54

ACCESS	Contract	England and Wales
24 month ratio of assessments to patient IDs	1.00	1.04

ACTIVITY	Contract
Contract assess and fit appliances (case starts) as a percentage of Area Team case starts	0.8 %

Cumulative percentage of contracted UOA delivered 2017 & 2018



Month	Adjusted Scheduled Activity (UOA)		
	2016	2017	2018
April	5	200	10
May	6	371	10
June	7	371	157
July	155	731	371
August	324	754	372
September	367	754	457
October	431	840	499
November	558	861	625
December	622	987	793
January	727	1,008	814
February	942	1,009	836
March	1,007	1,010	1,004
April	1,009	1,010	
May	1,009	1,010	
June	1,010	1,010	

QUALITY (rolling 12 month period)

	Contract Quantity	Contract Base Number	Contract *	Area Team	Region	England
% of all assessments that were assess and fit appliances (case starts)	48	52	92.3%	75.8%	60.9%	60.1%
% of all assessments that were assess and refuse	3	52	5.8%	6.4%	11.2%	11.3%
% of all assessments that were assess and review	1	52	1.9%	17.8%	27.9%	28.6%
% of case starts with a reported IOTN of 3 and Aesthetic Component of 5 or below	0	48	<i>N/A</i>	0.1%	0.1%	0.1%
% of case starts with a reported IOTN of 3 and Aesthetic Component of 6 or above	2	48	4.2%	3.5%	3.8%	4.1%
% of case starts with a reported IOTN of 4	43	48	89.6%	79.7%	78.4%	77.7%
% of case starts with a reported IOTN of 5	2	48	4.2%	16.1%	16.9%	16.8%
% of concluded courses in receipt of dual-arch fixed appliances	29	45	64.4%	67.0%	76.9%	73.8%
% of concluded courses where treatment was abandoned or discontinued	6	45	13.3%	9.1%	7.0%	7.0%
% of patients satisfied with the treatment they have received	1	1	100.0%	99.4%	96.1%	96.0%

* Figures in italics indicate that the base number is less than 100.

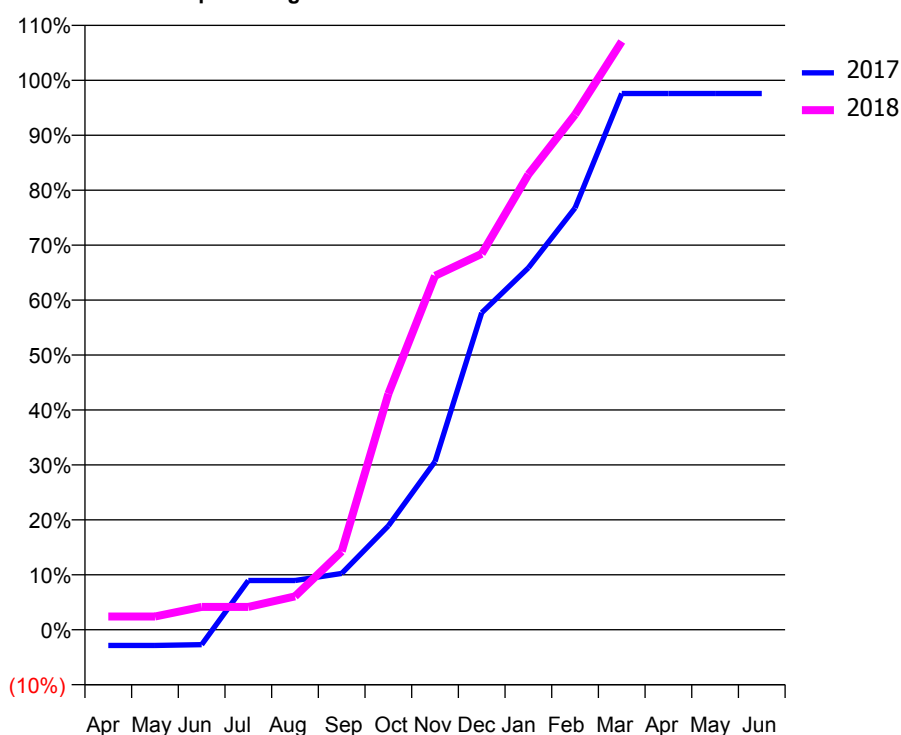
Q47 - Vital Signs Orthodontic At a Glance Contract Report for 243396/0001 - March 2018

Name or company name	MR SR PATEL	17/18 Contracted general activity (UDA)	0
Contract type name	PDS Contract	Carry forward general activity (UDA)	0
Purpose of contract	Orthodontic	17/18 Contracted orthodontic activity (UOA)	624
Contract start date	01/04/2006	Carry forward orthodontic activity (UOA)	-15
Contract end date	31/03/2019	Baseline contract value	£42,702.29

ACCESS	Contract	England and Wales
24 month ratio of assessments to patient IDs	1.03	1.04

ACTIVITY	Contract
Contract assess and fit appliances (case starts) as a percentage of Area Team case starts	0.5 %

Cumulative percentage of contracted UOA delivered 2017 & 2018



Month	Adjusted Scheduled Activity (UOA)		
	2016	2017	2018
April	2	-18	15
May	23	-18	15
June	32	-17	26
July	86	56	26
August	179	56	38
September	306	64	89
October	383	118	268
November	433	191	402
December	482	360	427
January	539	411	517
February	586	479	585
March	592	609	668
April	599	609	
May	599	609	
June	606	609	

QUALITY (rolling 12 month period)

	Contract Quantity	Contract Base Number	Contract *	Area Team	Region	England
% of all assessments that were assess and fit appliances (case starts)	28	98	28.6%	75.8%	60.9%	60.1%
% of all assessments that were assess and refuse	1	98	1.0%	6.4%	11.2%	11.3%
% of all assessments that were assess and review	69	98	70.4%	17.8%	27.9%	28.6%
% of case starts with a reported IOTN of 3 and Aesthetic Component of 5 or below	0	28	N/A	0.1%	0.1%	0.1%
% of case starts with a reported IOTN of 3 and Aesthetic Component of 6 or above	3	28	10.7%	3.5%	3.8%	4.1%
% of case starts with a reported IOTN of 4	22	28	78.6%	79.7%	78.4%	77.7%
% of case starts with a reported IOTN of 5	3	28	10.7%	16.1%	16.9%	16.8 %
% of concluded courses in receipt of dual-arch fixed appliances	6	19	31.6%	67.0%	76.9%	73.8%
% of concluded courses where treatment was abandoned or discontinued	6	19	31.6%	9.1%	7.0%	7.0%
% of patients satisfied with the treatment they have received	2	2	100.0%	99.4%	96.1%	96.0%

* Figures in italics indicate that the base number is less than 100.

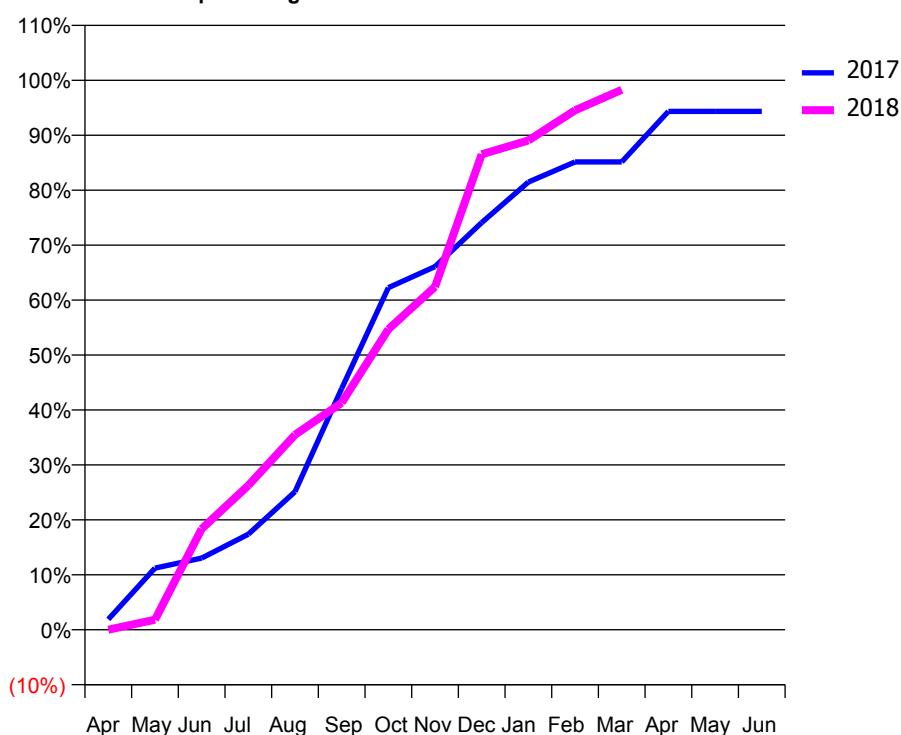
Q47 - Vital Signs Orthodontic At a Glance Contract Report for 629154/0003 - March 2018

Name or company name	MR M DUFFY	17/18 Contracted general activity (UDA)	3,050
Contract type name	GDS Contract	Carry forward general activity (UDA)	0
Purpose of contract	General and Orthodontic	17/18 Contracted orthodontic activity (UOA)	1,150
Contract start date	01/06/2008	Carry forward orthodontic activity (UOA)	0
Contract end date		Baseline contract value	£156,199.32

ACCESS	Contract	England and Wales
24 month ratio of assessments to patient IDs	1.00	1.04

ACTIVITY	Contract
Contract assess and fit appliances (case starts) as a percentage of Area Team case starts	1.0 %

Cumulative percentage of contracted UOA delivered 2017 & 2018



Month	Adjusted Scheduled Activity (UOA)		
	2016	2017	2018
April	23	22	0
May	49	129	21
June	119	150	211
July	333	200	302
August	481	289	408
September	637	505	475
October	704	716	629
November	727	760	718
December	896	852	995
January	962	937	1,024
February	1,005	979	1,087
March	1,070	979	1,130
April	1,218	1,085	
May	1,218	1,085	
June	1,218	1,085	

QUALITY (rolling 12 month period)

	Contract Quantity	Contract Base Number	Contract *	Area Team	Region	England
% of all assessments that were assess and fit appliances (case starts)	59	90	65.6%	75.8%	60.9%	60.1%
% of all assessments that were assess and refuse	11	90	12.2%	6.4%	11.2%	11.3%
% of all assessments that were assess and review	20	90	22.2%	17.8%	27.9%	28.6%
% of case starts with a reported IOTN of 3 and Aesthetic Component of 5 or below	0	59	<i>N/A</i>	0.1%	0.1%	0.1%
% of case starts with a reported IOTN of 3 and Aesthetic Component of 6 or above	0	59	<i>N/A</i>	3.5%	3.8%	4.1%
% of case starts with a reported IOTN of 4	54	59	91.5%	79.7%	78.4%	77.7%
% of case starts with a reported IOTN of 5	3	59	5.1%	16.1%	16.9%	16.8%
% of concluded courses in receipt of dual-arch fixed appliances	0	36	<i>N/A</i>	67.0%	76.9%	73.8%
% of concluded courses where treatment was abandoned or discontinued	3	36	8.3%	9.1%	7.0%	7.0%
% of patients satisfied with the treatment they have received	2	2	100.0%	99.4%	96.1%	96.0%

* Figures in italics indicate that the base number is less than 100.

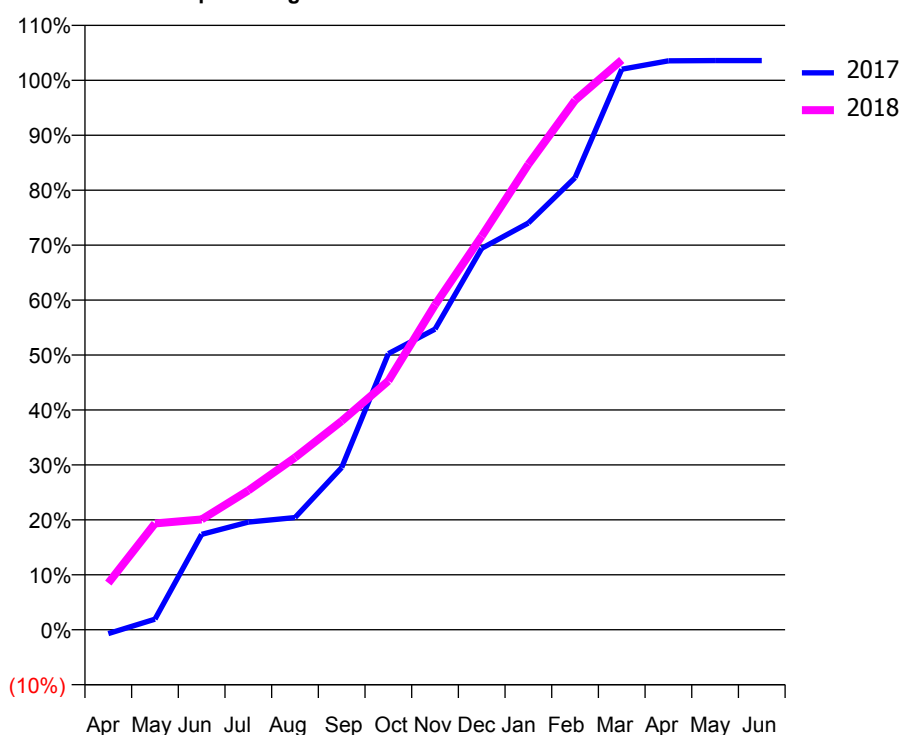
Q47 - Vital Signs Orthodontic At a Glance Contract Report for 649295/0001 - March 2018

Name or company name	MR YM CAMUS	17/18 Contracted general activity (UDA)	55,732
Contract type name	Pilot Contract	Carry forward general activity (UDA)	0
Purpose of contract	General and Orthodontic	17/18 Contracted orthodontic activity (UOA)	2,904
Contract start date	01/04/2006	Carry forward orthodontic activity (UOA)	-58
Contract end date		Baseline contract value	£1,533,217.84

ACCESS	Contract	England and Wales
24 month ratio of assessments to patient IDs	1.02	1.04

ACTIVITY	Contract
Contract assess and fit appliances (case starts) as a percentage of Area Team case starts	2.5 %

Cumulative percentage of contracted UOA delivered 2017 & 2018



Month	Adjusted Scheduled Activity (UOA)		
	2016	2017	2018
April	42	-21	247
May	149	56	562
June	172	504	583
July	578	569	736
August	978	593	910
September	1,252	857	1,103
October	1,431	1,459	1,315
November	1,535	1,589	1,717
December	1,585	2,016	2,080
January	1,522	2,150	2,460
February	2,033	2,389	2,798
March	2,322	2,962	3,011
April	2,854	3,007	
May	2,857	3,008	
June	2,858	3,008	

QUALITY (rolling 12 month period)

	Contract Quantity	Contract Base Number	Contract *	Area Team	Region	England
% of all assessments that were assess and fit appliances (case starts)	144	192	75.0%	75.8%	60.9%	60.1%
% of all assessments that were assess and refuse	13	192	6.8%	6.4%	11.2%	11.3%
% of all assessments that were assess and review	35	192	18.2%	17.8%	27.9%	28.6%
% of case starts with a reported IOTN of 3 and Aesthetic Component of 5 or below	0	144	N/A	0.1%	0.1%	0.1%
% of case starts with a reported IOTN of 3 and Aesthetic Component of 6 or above	1	144	0.7%	3.5%	3.8%	4.1%
% of case starts with a reported IOTN of 4	116	144	80.6%	79.7%	78.4%	77.7%
% of case starts with a reported IOTN of 5	27	144	18.8%	16.1%	16.9%	16.8 %
% of concluded courses in receipt of dual-arch fixed appliances	3	39	7.7%	67.0%	76.9%	73.8%
% of concluded courses where treatment was abandoned or discontinued	14	39	35.9%	9.1%	7.0%	7.0%
% of patients satisfied with the treatment they have received	1	1	100.0%	99.4%	96.1%	96.0%

* Figures in italics indicate that the base number is less than 100.

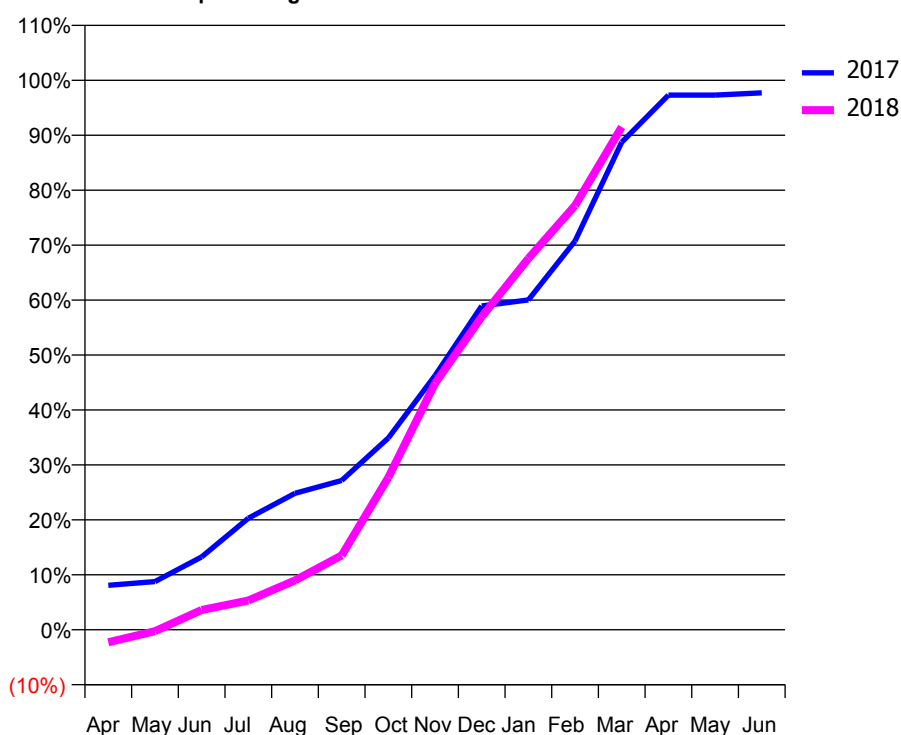
Q47 - Vital Signs Orthodontic At a Glance Contract Report for 676209/0001 - March 2018

Name or company name	MR SL MORGAN	17/18 Contracted general activity (UDA)	38,336
Contract type name	GDS Contract	Carry forward general activity (UDA)	1,429
Purpose of contract	General and Orthodontic	17/18 Contracted orthodontic activity (UOA)	6,289
Contract start date	01/04/2006	Carry forward orthodontic activity (UOA)	144
Contract end date		Baseline contract value	£1,395,683.75

ACCESS	Contract	England and Wales
24 month ratio of assessments to patient IDs	1.05	1.04

ACTIVITY	Contract
Contract assess and fit appliances (case starts) as a percentage of Area Team case starts	5.1 %

Cumulative percentage of contracted UOA delivered 2017 & 2018



Month	Adjusted Scheduled Activity (UOA)		
	2016	2017	2018
April	127	509	-144
May	435	551	-17
June	437	834	227
July	909	1,276	335
August	1,741	1,562	566
September	1,768	1,709	851
October	2,206	2,195	1,744
November	2,230	2,909	2,821
December	2,463	3,707	3,582
January	2,761	3,775	4,250
February	4,236	4,450	4,855
March	6,208	5,580	5,754
April	6,759	6,119	
May	6,761	6,119	
June	6,764	6,145	

QUALITY (rolling 12 month period)

	Contract Quantity	Contract Base Number	Contract *	Area Team	Region	England
% of all assessments that were assess and fit appliances (case starts)	298	660	45.2%	75.8%	60.9%	60.1%
% of all assessments that were assess and refuse	114	660	17.3%	6.4%	11.2%	11.3%
% of all assessments that were assess and review	248	660	37.6%	17.8%	27.9%	28.6%
% of case starts with a reported IOTN of 3 and Aesthetic Component of 5 or below	0	298	N/A	0.1%	0.1%	0.1%
% of case starts with a reported IOTN of 3 and Aesthetic Component of 6 or above	6	298	2.0%	3.5%	3.8%	4.1%
% of case starts with a reported IOTN of 4	242	298	81.2%	79.7%	78.4%	77.7%
% of case starts with a reported IOTN of 5	49	298	16.4%	16.1%	16.9%	16.8 %
% of concluded courses in receipt of dual-arch fixed appliances	98	131	74.8%	67.0%	76.9%	73.8%
% of concluded courses where treatment was abandoned or discontinued	20	131	15.3%	9.1%	7.0%	7.0%
% of patients satisfied with the treatment they have received	6	6	100.0%	99.4%	96.1%	96.0%

* Figures in italics indicate that the base number is less than 100.

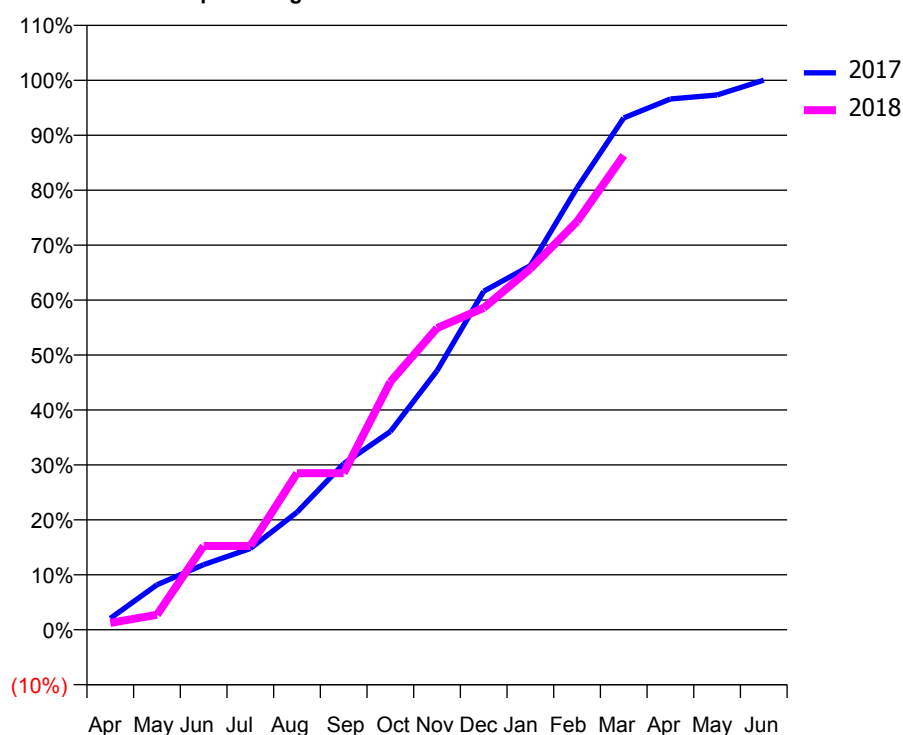
Q47 - Vital Signs Orthodontic At a Glance Contract Report for 723207/0002 - March 2018

Name or company name	MR SH CARTER	17/18 Contracted general activity (UDA)	0
Contract type name	PDS Contract	Carry forward general activity (UDA)	0
Purpose of contract	Orthodontic	17/18 Contracted orthodontic activity (UOA)	8,590
Contract start date	10/04/2012	Carry forward orthodontic activity (UOA)	-2
Contract end date	31/03/2019	Baseline contract value	£579,134.42

ACCESS	Contract	England and Wales
24 month ratio of assessments to patient IDs	1.00	1.04

ACTIVITY	Contract
Contract assess and fit appliances (case starts) as a percentage of Area Team case starts	6.6 %

Cumulative percentage of contracted UOA delivered 2017 & 2018



Month	Adjusted Scheduled Activity (UOA)		
	2016	2017	2018
April	221	178	107
May	935	703	235
June	1,566	1,018	1,310
July	2,452	1,271	1,310
August	2,683	1,838	2,448
September	3,481	2,595	2,448
October	4,447	3,099	3,876
November	5,457	4,050	4,716
December	6,087	5,292	5,031
January	6,743	5,691	5,645
February	8,197	6,910	6,382
March	8,641	8,002	7,416
April	8,662	8,298	
May	8,662	8,361	
June	8,810	8,592	

QUALITY (rolling 12 month period)

	Contract Quantity	Contract Base Number	Contract *	Area Team	Region	England
% of all assessments that were assess and fit appliances (case starts)	386	389	99.2%	75.8%	60.9%	60.1%
% of all assessments that were assess and refuse	1	389	0.3%	6.4%	11.2%	11.3%
% of all assessments that were assess and review	2	389	0.5%	17.8%	27.9%	28.6%
% of case starts with a reported IOTN of 3 and Aesthetic Component of 5 or below	0	386	N/A	0.1%	0.1%	0.1%
% of case starts with a reported IOTN of 3 and Aesthetic Component of 6 or above	10	386	2.6%	3.5%	3.8%	4.1%
% of case starts with a reported IOTN of 4	287	386	74.4%	79.7%	78.4%	77.7%
% of case starts with a reported IOTN of 5	85	386	22.0%	16.1%	16.9%	16.8 %
% of concluded courses in receipt of dual-arch fixed appliances	78	371	21.0%	67.0%	76.9%	73.8%
% of concluded courses where treatment was abandoned or discontinued	28	371	7.5%	9.1%	7.0%	7.0%
% of patients satisfied with the treatment they have received	4	4	100.0%	99.4%	96.1%	96.0%

* Figures in italics indicate that the base number is less than 100.

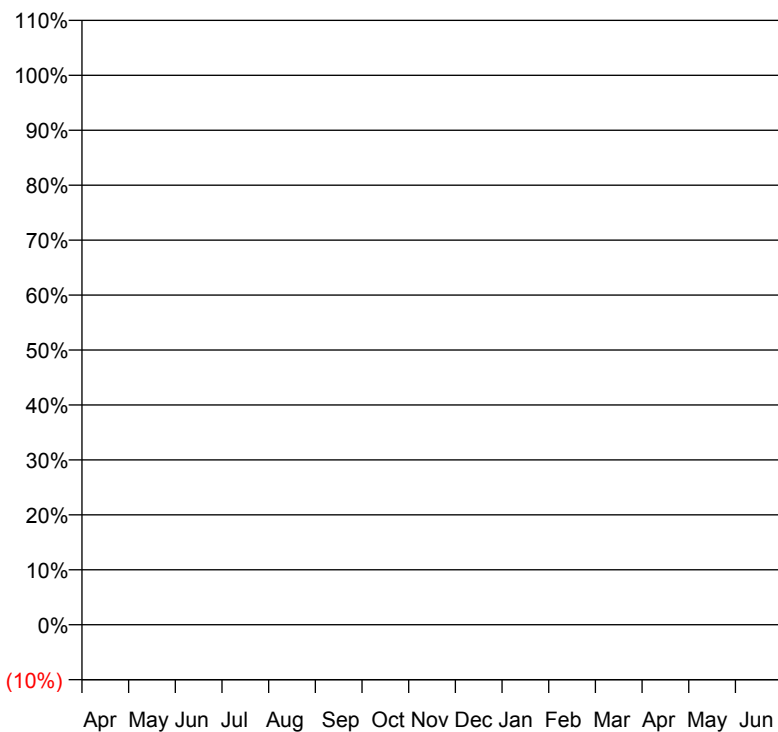
Q47 - Vital Signs Orthodontic At a Glance Contract Report for 732141/0001 - March 2018

Name or company name	Mr Martin Kenyon and Mr Peter Kenyon	17/18 Contracted general activity (UDA)	45,968
Contract type name	GDS Contract	Carry forward general activity (UDA)	241
Purpose of contract	General	17/18 Contracted orthodontic activity (UOA)	0
Contract start date	01/04/2006	Carry forward orthodontic activity (UOA)	0
Contract end date		Baseline contract value	£1,680,217.84

ACCESS	Contract	England and Wales
24 month ratio of assessments to patient IDs	1.00	1.04

ACTIVITY	Contract
Contract assess and fit appliances (case starts) as a percentage of Area Team case starts	0.0 %

Cumulative percentage of contracted UOA delivered 2017 & 2018



— 2017
— 2018

Month	Adjusted Scheduled Activity (UOA)		
	2016	2017	2018
April	0	0	0
May	0	0	0
June	0	0	0
July	0	0	0
August	0	0	1
September	0	0	1
October	0	0	1
November	0	0	1
December	0	0	1
January	0	0	1
February	0	0	1
March	0	0	1
April	0	0	
May	0	0	
June	0	0	

QUALITY (rolling 12 month period)

	Contract Quantity	Contract Base Number	Contract *	Area Team	Region	England
% of all assessments that were assess and fit appliances (case starts)	0	1	0.0%	75.8%	60.9%	60.1%
% of all assessments that were assess and refuse	0	1	0.0%	6.4%	11.2%	11.3%
% of all assessments that were assess and review	1	1	100.0%	17.8%	27.9%	28.6%
% of case starts with a reported IOTN of 3 and Aesthetic Component of 5 or below	0	0	N/A	0.1%	0.1%	0.1%
% of case starts with a reported IOTN of 3 and Aesthetic Component of 6 or above	0	0	N/A	3.5%	3.8%	4.1%
% of case starts with a reported IOTN of 4	0	0	N/A	79.7%	78.4%	77.7%
% of case starts with a reported IOTN of 5	0	0	N/A	16.1%	16.9%	16.8 %
% of concluded courses in receipt of dual-arch fixed appliances	0	0	N/A	67.0%	76.9%	73.8%
% of concluded courses where treatment was abandoned or discontinued	0	0	N/A	9.1%	7.0%	7.0%
% of patients satisfied with the treatment they have received	0	0	N/A	99.4%	96.1%	96.0%

* Figures in italics indicate that the base number is less than 100.

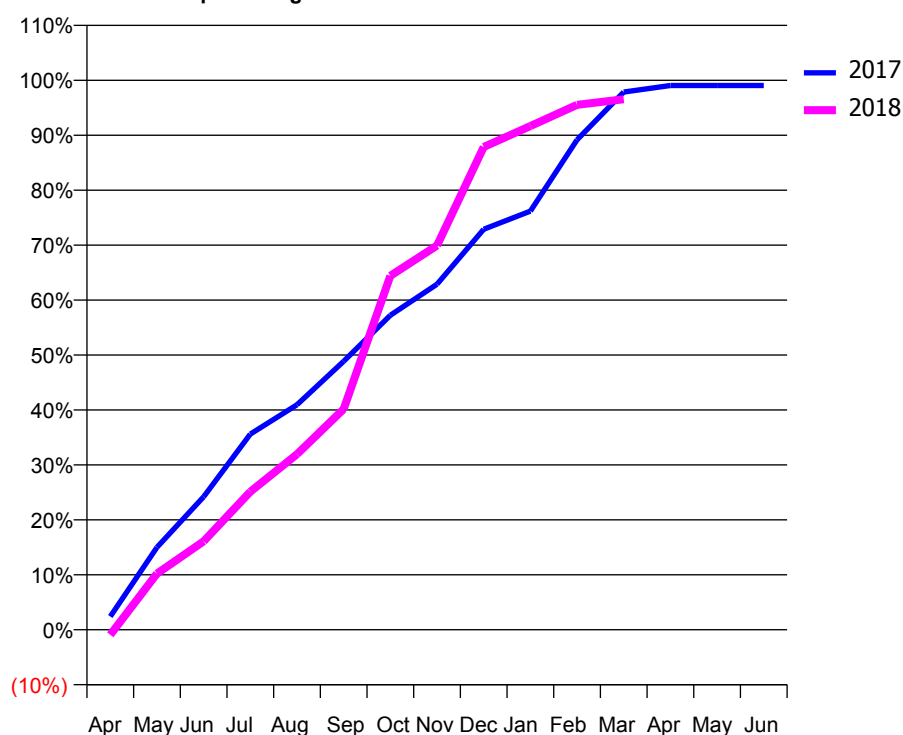
Q47 - Vital Signs Orthodontic At a Glance Contract Report for 820539/0001 - March 2018

Name or company name	MISS DA FOX	17/18 Contracted general activity (UDA)	0
Contract type name	PDS Contract	Carry forward general activity (UDA)	0
Purpose of contract	Orthodontic	17/18 Contracted orthodontic activity (UOA)	3,960
Contract start date	01/04/2006	Carry forward orthodontic activity (UOA)	38
Contract end date	31/03/2019	Baseline contract value	£264,404.79

ACCESS	Contract	England and Wales
24 month ratio of assessments to patient IDs	1.00	1.04

ACTIVITY	Contract
Contract assess and fit appliances (case starts) as a percentage of Area Team case starts	3.0 %

Cumulative percentage of contracted UOA delivered 2017 & 2018



Month	Adjusted Scheduled Activity (UOA)		
	2016	2017	2018
April	188	96	-37
May	582	594	405
June	833	959	638
July	1,604	1,410	995
August	1,888	1,622	1,265
September	2,466	1,935	1,591
October	2,962	2,266	2,551
November	3,258	2,490	2,769
December	3,567	2,886	3,479
January	3,654	3,017	3,630
February	3,771	3,531	3,783
March	3,802	3,875	3,823
April	3,956	3,922	
May	3,960	3,922	
June	3,961	3,922	

QUALITY (rolling 12 month period)

	Contract Quantity	Contract Base Number	Contract *	Area Team	Region	England
% of all assessments that were assess and fit appliances (case starts)	177	387	45.7%	75.8%	60.9%	60.1%
% of all assessments that were assess and refuse	87	387	22.5%	6.4%	11.2%	11.3%
% of all assessments that were assess and review	123	387	31.8%	17.8%	27.9%	28.6%
% of case starts with a reported IOTN of 3 and Aesthetic Component of 5 or below	0	177	N/A	0.1%	0.1%	0.1%
% of case starts with a reported IOTN of 3 and Aesthetic Component of 6 or above	5	177	2.8%	3.5%	3.8%	4.1%
% of case starts with a reported IOTN of 4	141	177	79.7%	79.7%	78.4%	77.7%
% of case starts with a reported IOTN of 5	31	177	17.5%	16.1%	16.9%	16.8 %
% of concluded courses in receipt of dual-arch fixed appliances	154	186	82.8%	67.0%	76.9%	73.8%
% of concluded courses where treatment was abandoned or discontinued	19	186	10.2%	9.1%	7.0%	7.0%
% of patients satisfied with the treatment they have received	7	7	100.0%	99.4%	96.1%	96.0%

* Figures in italics indicate that the base number is less than 100.

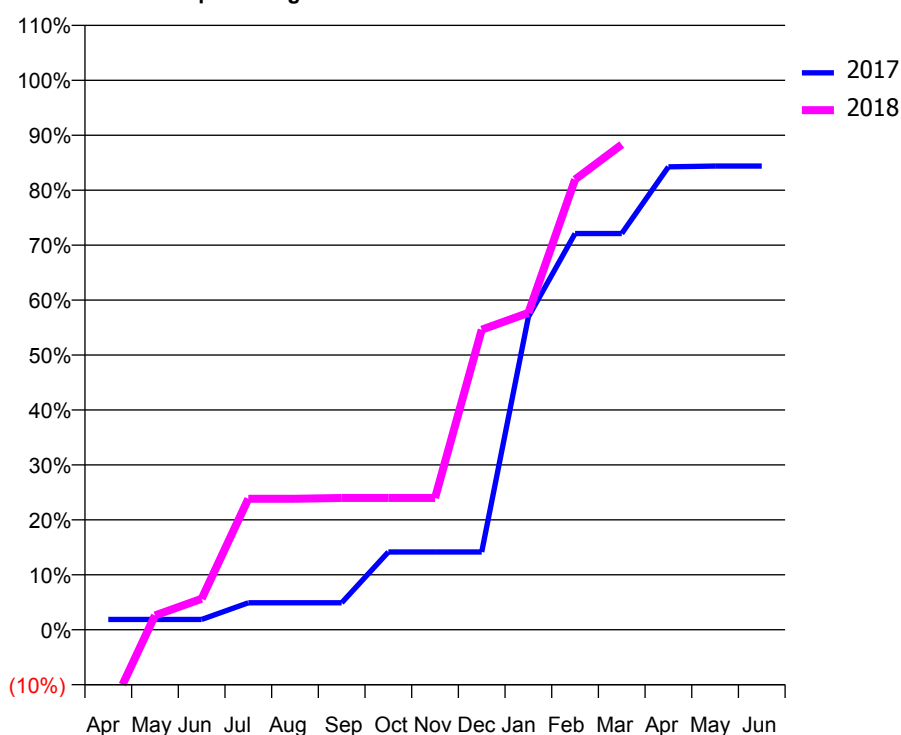
Q47 - Vital Signs Orthodontic At a Glance Contract Report for 842540/0003 - March 2018

Name or company name	MISS JS PRASAD	17/18 Contracted general activity (UDA)	0
Contract type name	GDS Contract	Carry forward general activity (UDA)	0
Purpose of contract	Orthodontic	17/18 Contracted orthodontic activity (UOA)	692
Contract start date	01/04/2010	Carry forward orthodontic activity (UOA)	108
Contract end date		Baseline contract value	£45,408.50

ACCESS	Contract	England and Wales
24 month ratio of assessments to patient IDs	1.02	1.04

ACTIVITY	Contract
Contract assess and fit appliances (case starts) as a percentage of Area Team case starts	0.7 %

Cumulative percentage of contracted UOA delivered 2017 & 2018



Month	Adjusted Scheduled Activity (UOA)		
	2016	2017	2018
April	13	13	-108
May	13	13	18
June	13	13	39
July	13	34	165
August	13	34	165
September	13	34	166
October	13	98	166
November	246	98	166
December	415	98	378
January	415	394	399
February	415	499	567
March	646	499	611
April	646	583	
May	646	584	
June	646	584	

QUALITY (rolling 12 month period)

	Contract Quantity	Contract Base Number	Contract *	Area Team	Region	England
% of all assessments that were assess and fit appliances (case starts)	40	47	85.1%	75.8%	60.9%	60.1%
% of all assessments that were assess and refuse	3	47	6.4%	6.4%	11.2%	11.3%
% of all assessments that were assess and review	4	47	8.5%	17.8%	27.9%	28.6%
% of case starts with a reported IOTN of 3 and Aesthetic Component of 5 or below	0	40	N/A	0.1%	0.1%	0.1%
% of case starts with a reported IOTN of 3 and Aesthetic Component of 6 or above	4	40	10.0%	3.5%	3.8%	4.1%
% of case starts with a reported IOTN of 4	31	40	77.5%	79.7%	78.4%	77.7%
% of case starts with a reported IOTN of 5	5	40	12.5%	16.1%	16.9%	16.8 %
% of concluded courses in receipt of dual-arch fixed appliances	1	13	7.7%	67.0%	76.9%	73.8%
% of concluded courses where treatment was abandoned or discontinued	0	13	0.0%	9.1%	7.0%	7.0%
% of patients satisfied with the treatment they have received	1	1	100.0%	99.4%	96.1%	96.0%

* Figures in italics indicate that the base number is less than 100.

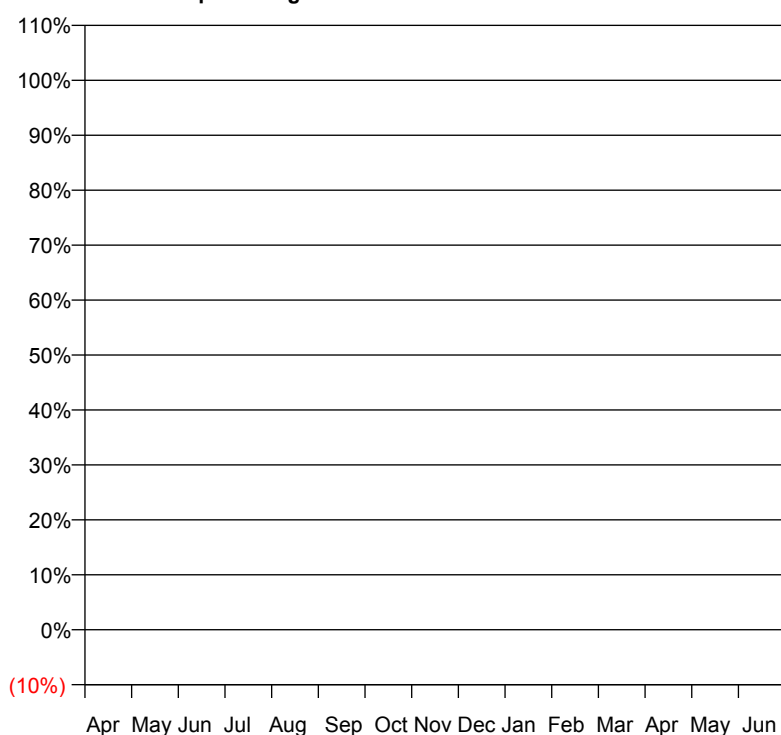
Q48 - Vital Signs Orthodontic At a Glance Contract Report for 101370/0051 - March 2018

Name or company name	Petrie Tucker and Partners Ltd	17/18 Contracted general activity (UDA)	20,143
Contract type name	GDS Contract	Carry forward general activity (UDA)	613
Purpose of contract	General	17/18 Contracted orthodontic activity (UOA)	0
Contract start date	01/04/2006	Carry forward orthodontic activity (UOA)	0
Contract end date		Baseline contract value	£519,712.33

ACCESS	Contract	England and Wales
24 month ratio of assessments to patient IDs	1.00	1.04

ACTIVITY	Contract
Contract assess and fit appliances (case starts) as a percentage of Area Team case starts	0.0 %

Cumulative percentage of contracted UOA delivered 2017 & 2018



— 2017
— 2018

Month	Adjusted Scheduled Activity (UOA)		
	2016	2017	2018
April	0	0	0
May	0	0	0
June	0	0	0
July	0	0	0
August	0	0	0
September	0	0	0
October	0	0	0
November	0	0	0
December	0	0	0
January	0	0	0
February	0	0	4
March	0	0	4
April	0	0	
May	0	0	
June	0	0	

QUALITY (rolling 12 month period)

	Contract Quantity	Contract Base Number	Contract *	Area Team	Region	England
% of all assessments that were assess and fit appliances (case starts)	0	4	0.0%	67.5%	60.9%	60.1%
% of all assessments that were assess and refuse	0	4	0.0%	15.9%	11.2%	11.3%
% of all assessments that were assess and review	4	4	100.0%	16.6%	27.9%	28.6%
% of case starts with a reported IOTN of 3 and Aesthetic Component of 5 or below	0	0	N/A	0.0%	0.1%	0.1%
% of case starts with a reported IOTN of 3 and Aesthetic Component of 6 or above	0	0	N/A	4.6%	3.8%	4.1%
% of case starts with a reported IOTN of 4	0	0	N/A	75.4%	78.4%	77.7%
% of case starts with a reported IOTN of 5	0	0	N/A	18.6%	16.9%	16.8 %
% of concluded courses in receipt of dual-arch fixed appliances	0	0	N/A	85.8%	76.9%	73.8%
% of concluded courses where treatment was abandoned or discontinued	0	0	N/A	5.4%	7.0%	7.0%
% of patients satisfied with the treatment they have received	0	0	N/A	96.4%	96.1%	96.0%

* Figures in italics indicate that the base number is less than 100.

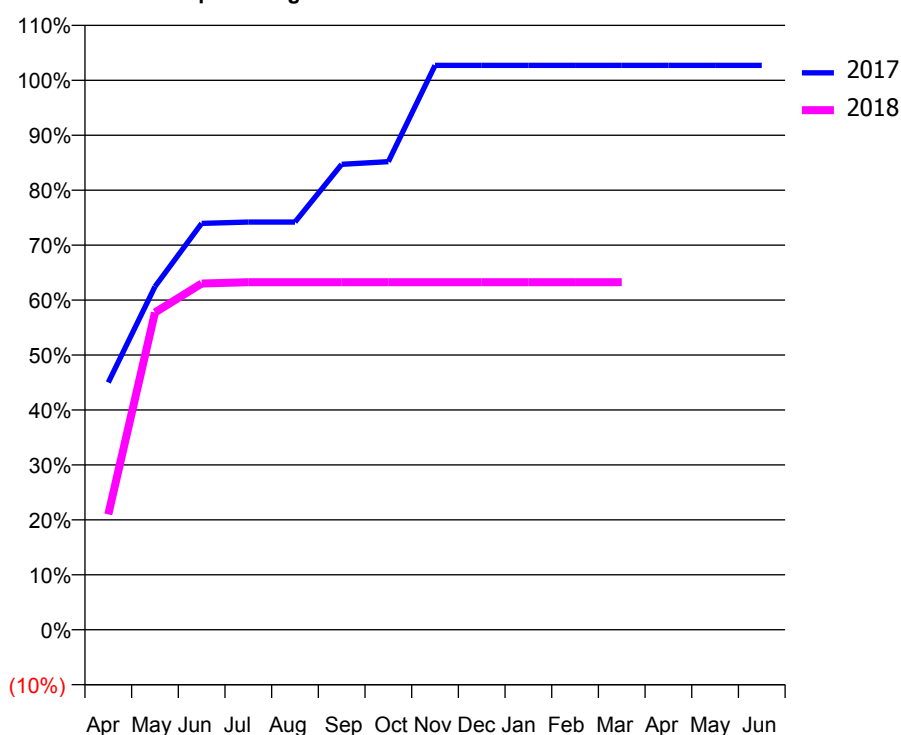
Q48 - Vital Signs Orthodontic At a Glance Contract Report for 165239/0001 - March 2018

Name or company name	Ventre & Ventre Limited	17/18 Contracted general activity (UDA)	24,387
Contract type name	GDS Contract	Carry forward general activity (UDA)	0
Purpose of contract	General and Orthodontic	17/18 Contracted orthodontic activity (UOA)	400
Contract start date	01/11/2014	Carry forward orthodontic activity (UOA)	0
Contract end date		Baseline contract value	£788,045.18

ACCESS	Contract	England and Wales
24 month ratio of assessments to patient IDs	1.00	1.04

ACTIVITY	Contract
Contract assess and fit appliances (case starts) as a percentage of Area Team case starts	0.5 %

Cumulative percentage of contracted UOA delivered 2017 & 2018



Month	Adjusted Scheduled Activity (UOA)		
	2016	2017	2018
April	0	180	84
May	112	250	231
June	112	296	252
July	323	297	253
August	365	297	253
September	374	339	253
October	419	341	253
November	442	411	253
December	445	411	253
January	445	411	253
February	445	411	253
March	445	411	253
April	445	411	
May	445	411	
June	445	411	

QUALITY (rolling 12 month period)

	Contract Quantity	Contract Base Number	Contract *	Area Team	Region	England
% of all assessments that were assess and fit appliances (case starts)	12	13	92.3%	67.5%	60.9%	60.1%
% of all assessments that were assess and refuse	0	13	0.0%	15.9%	11.2%	11.3%
% of all assessments that were assess and review	1	13	7.7%	16.6%	27.9%	28.6%
% of case starts with a reported IOTN of 3 and Aesthetic Component of 5 or below	0	12	N/A	0.0%	0.1%	0.1%
% of case starts with a reported IOTN of 3 and Aesthetic Component of 6 or above	3	12	25.0%	4.6%	3.8%	4.1%
% of case starts with a reported IOTN of 4	8	12	66.7%	75.4%	78.4%	77.7%
% of case starts with a reported IOTN of 5	1	12	8.3%	18.6%	16.9%	16.8%
% of concluded courses in receipt of dual-arch fixed appliances	2	5	40.0%	85.8%	76.9%	73.8%
% of concluded courses where treatment was abandoned or discontinued	2	5	40.0%	5.4%	7.0%	7.0%
% of patients satisfied with the treatment they have received	1	1	100.0%	96.4%	96.1%	96.0%

* Figures in italics indicate that the base number is less than 100.

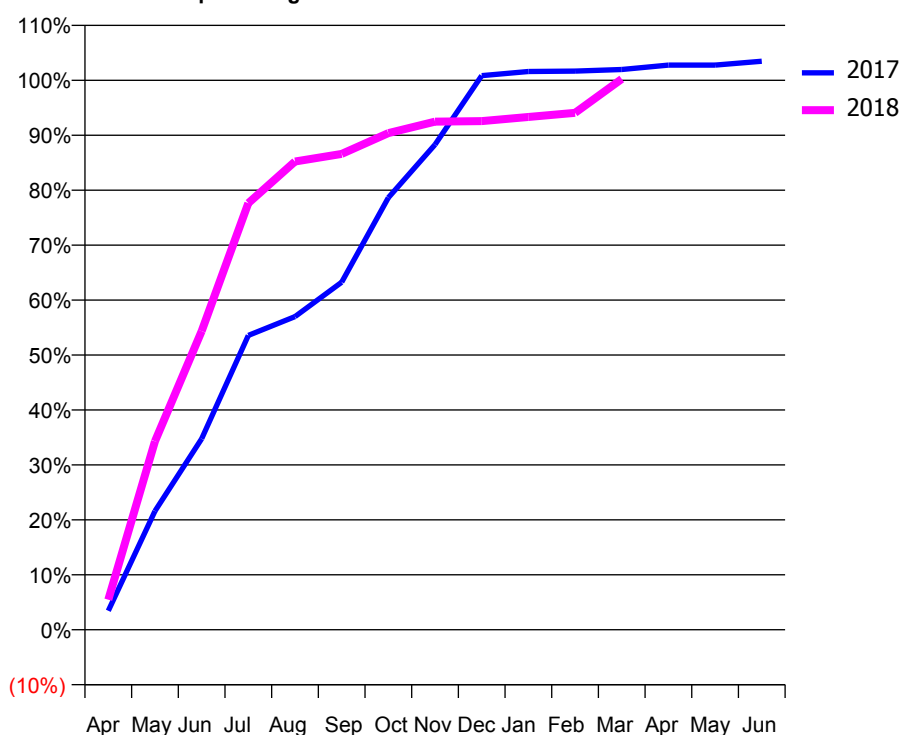
Q48 - Vital Signs Orthodontic At a Glance Contract Report for 172014/0001 - March 2018

Name or company name	Mrs D Sundarraj	17/18 Contracted general activity (UDA)	0
Contract type name	PDS Contract	Carry forward general activity (UDA)	0
Purpose of contract	General and Orthodontic	17/18 Contracted orthodontic activity (UOA)	3,069
Contract start date	01/01/2011	Carry forward orthodontic activity (UOA)	0
Contract end date	31/03/2019	Baseline contract value	£207,831.42

ACCESS	Contract	England and Wales
24 month ratio of assessments to patient IDs	1.00	1.04

ACTIVITY	Contract
Contract assess and fit appliances (case starts) as a percentage of Area Team case starts	6.4 %

Cumulative percentage of contracted UOA delivered 2017 & 2018



Month	Adjusted Scheduled Activity (UOA)		
	2016	2017	2018
April	22	106	168
May	337	663	1,053
June	631	1,067	1,668
July	1,143	1,644	2,383
August	1,143	1,749	2,615
September	1,437	1,941	2,658
October	2,004	2,413	2,774
November	2,235	2,710	2,838
December	2,823	3,095	2,841
January	2,907	3,118	2,864
February	2,949	3,120	2,887
March	3,107	3,129	3,076
April	3,131	3,154	
May	3,131	3,154	
June	3,131	3,175	

QUALITY (rolling 12 month period)	Contract Quantity	Contract Base Number	Contract *	Area Team	Region	England
% of all assessments that were assess and fit appliances (case starts)	147	182	80.8%	67.5%	60.9%	60.1%
% of all assessments that were assess and refuse	35	182	19.2%	15.9%	11.2%	11.3%
% of all assessments that were assess and review	0	182	0.0%	16.6%	27.9%	28.6%
% of case starts with a reported IOTN of 3 and Aesthetic Component of 5 or below	1	147	0.7%	0.0%	0.1%	0.1%
% of case starts with a reported IOTN of 3 and Aesthetic Component of 6 or above	0	147	N/A	4.6%	3.8%	4.1%
% of case starts with a reported IOTN of 4	106	147	72.1%	75.4%	78.4%	77.7%
% of case starts with a reported IOTN of 5	28	147	19.0%	18.6%	16.9%	16.8%
% of concluded courses in receipt of dual-arch fixed appliances	0	0	N/A	85.8%	76.9%	73.8%
% of concluded courses where treatment was abandoned or discontinued	0	0	N/A	5.4%	7.0%	7.0%
% of patients satisfied with the treatment they have received	1	2	50.0%	96.4%	96.1%	96.0%

* Figures in italics indicate that the base number is less than 100.

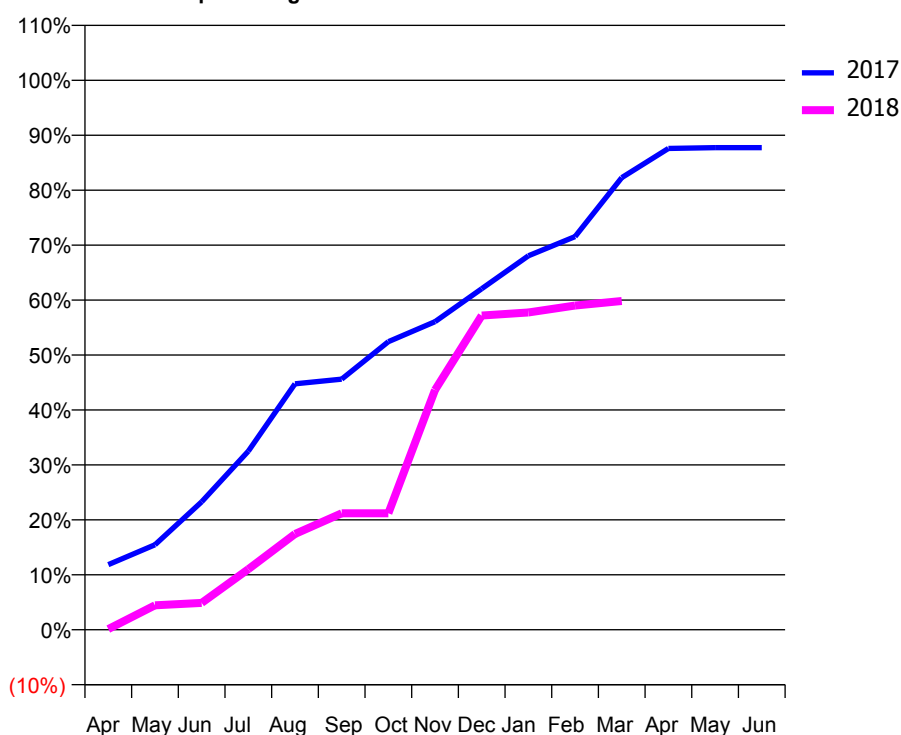
Q48 - Vital Signs Orthodontic At a Glance Contract Report for 181528/0006 - March 2018

Name or company name	Salaried Dental Service, Knowsley	17/18 Contracted general activity (UDA)	0
Contract type name	PDS Contract	Carry forward general activity (UDA)	0
Purpose of contract	Orthodontic	17/18 Contracted orthodontic activity (UOA)	717
Contract start date	01/04/2015	Carry forward orthodontic activity (UOA)	0
Contract end date	31/03/2018	Baseline contract value	£85,507.63

ACCESS	Contract	England and Wales
24 month ratio of assessments to patient IDs	1.01	1.04

ACTIVITY	Contract
Contract assess and fit appliances (case starts) as a percentage of Area Team case starts	1.2 %

Cumulative percentage of contracted UOA delivered 2017 & 2018



Month	Adjusted Scheduled Activity (UOA)		
	2016	2017	2018
April	0	85	1
May	0	111	32
June	0	167	35
July	0	233	79
August	0	321	125
September	0	327	152
October	0	376	152
November	43	402	313
December	92	445	410
January	114	488	414
February	187	513	423
March	378	590	429
April	400	628	
May	405	629	
June	408	629	

QUALITY (rolling 12 month period)

	Contract Quantity	Contract Base Number	Contract *	Area Team	Region	England
% of all assessments that were assess and fit appliances (case starts)	27	150	18.0%	67.5%	60.9%	60.1%
% of all assessments that were assess and refuse	24	150	16.0%	15.9%	11.2%	11.3%
% of all assessments that were assess and review	99	150	66.0%	16.6%	27.9%	28.6%
% of case starts with a reported IOTN of 3 and Aesthetic Component of 5 or below	0	27	<i>N/A</i>	0.0%	0.1%	0.1%
% of case starts with a reported IOTN of 3 and Aesthetic Component of 6 or above	0	27	<i>N/A</i>	4.6%	3.8%	4.1%
% of case starts with a reported IOTN of 4	20	27	74.1%	75.4%	78.4%	77.7%
% of case starts with a reported IOTN of 5	7	27	25.9%	18.6%	16.9%	16.8 %
% of concluded courses in receipt of dual-arch fixed appliances	18	39	46.2%	85.8%	76.9%	73.8%
% of concluded courses where treatment was abandoned or discontinued	11	39	28.2%	5.4%	7.0%	7.0%
% of patients satisfied with the treatment they have received	0	0	<i>N/A</i>	96.4%	96.1%	96.0%

* Figures in italics indicate that the base number is less than 100.

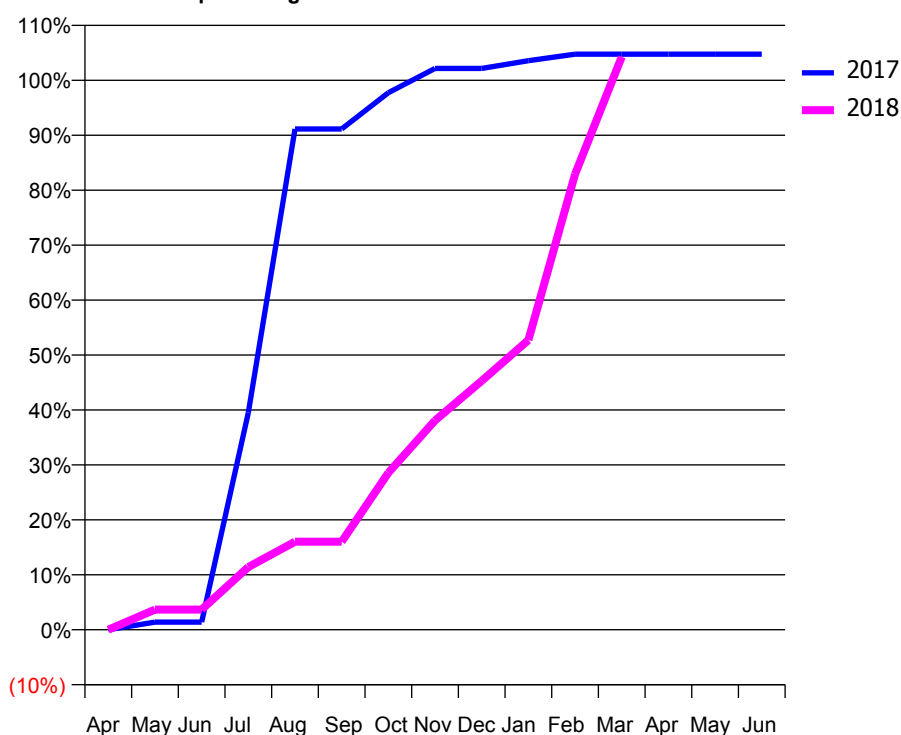
Q48 - Vital Signs Orthodontic At a Glance Contract Report for 184217/0001 - March 2018

Name or company name	The Liverpool Brace Place Limited	17/18 Contracted general activity (UDA)	0
Contract type name	PDS Contract	Carry forward general activity (UDA)	0
Purpose of contract	General and Orthodontic	17/18 Contracted orthodontic activity (UOA)	9,046
Contract start date	06/04/2014	Carry forward orthodontic activity (UOA)	0
Contract end date	31/03/2019	Baseline contract value	£603,156.12

ACCESS	Contract	England and Wales
24 month ratio of assessments to patient IDs	1.01	1.04

ACTIVITY	Contract
Contract assess and fit appliances (case starts) as a percentage of Area Team case starts	19.5 %

Cumulative percentage of contracted UOA delivered 2017 & 2018



Month	Adjusted Scheduled Activity (UOA)		
	2016	2017	2018
April	116	0	0
May	896	126	333
June	1,127	126	333
July	2,548	3,575	1,032
August	8,036	8,243	1,451
September	9,236	8,243	1,451
October	9,236	8,842	2,585
November	9,236	9,241	3,446
December	9,236	9,241	4,097
January	9,236	9,369	4,769
February	9,236	9,475	7,499
March	9,236	9,476	9,431
April	9,402	9,476	
May	9,402	9,476	
June	9,402	9,476	

QUALITY (rolling 12 month period)

	Contract Quantity	Contract Base Number	Contract *	Area Team	Region	England
% of all assessments that were assess and fit appliances (case starts)	445	531	83.8%	67.5%	60.9%	60.1%
% of all assessments that were assess and refuse	47	531	8.9%	15.9%	11.2%	11.3%
% of all assessments that were assess and review	39	531	7.3%	16.6%	27.9%	28.6%
% of case starts with a reported IOTN of 3 and Aesthetic Component of 5 or below	0	445	N/A	0.0%	0.1%	0.1%
% of case starts with a reported IOTN of 3 and Aesthetic Component of 6 or above	11	445	2.5%	4.6%	3.8%	4.1%
% of case starts with a reported IOTN of 4	342	445	76.9%	75.4%	78.4%	77.7%
% of case starts with a reported IOTN of 5	90	445	20.2%	18.6%	16.9%	16.8 %
% of concluded courses in receipt of dual-arch fixed appliances	213	222	95.9%	85.8%	76.9%	73.8%
% of concluded courses where treatment was abandoned or discontinued	4	222	1.8%	5.4%	7.0%	7.0%
% of patients satisfied with the treatment they have received	4	5	80.0%	96.4%	96.1%	96.0%

* Figures in italics indicate that the base number is less than 100.

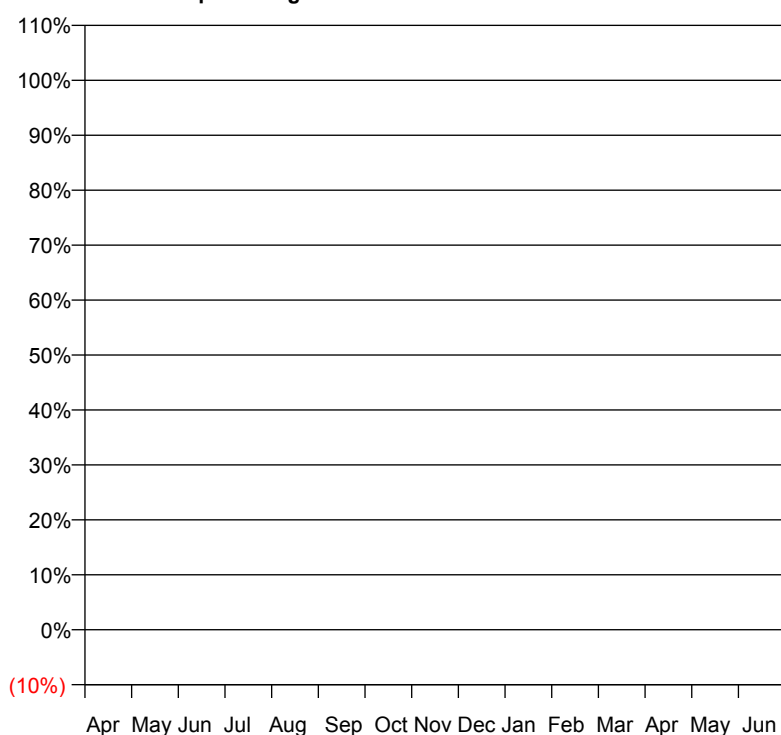
Q48 - Vital Signs Orthodontic At a Glance Contract Report for 193003/0001 - March 2018

Name or company name	Aintree Dental Practice	17/18 Contracted general activity (UDA)	20,439
Contract type name	GDS Contract	Carry forward general activity (UDA)	0
Purpose of contract	General	17/18 Contracted orthodontic activity (UOA)	0
Contract start date	01/06/2009	Carry forward orthodontic activity (UOA)	0
Contract end date		Baseline contract value	£527,334.92

ACCESS	Contract	England and Wales
24 month ratio of assessments to patient IDs	1.00	1.04

ACTIVITY	Contract
Contract assess and fit appliances (case starts) as a percentage of Area Team case starts	0.0 %

Cumulative percentage of contracted UOA delivered 2017 & 2018



— 2017
— 2018

Month	Adjusted Scheduled Activity (UOA)		
	2016	2017	2018
April	0	0	0
May	0	0	1
June	0	0	1
July	0	0	1
August	0	0	1
September	0	0	1
October	0	0	1
November	0	0	1
December	0	0	1
January	0	0	1
February	0	0	1
March	0	0	1
April	0	0	
May	0	0	
June	0	0	

QUALITY (rolling 12 month period)

	Contract Quantity	Contract Base Number	Contract *	Area Team	Region	England
% of all assessments that were assess and fit appliances (case starts)	0	1	0.0%	67.5%	60.9%	60.1%
% of all assessments that were assess and refuse	0	1	0.0%	15.9%	11.2%	11.3%
% of all assessments that were assess and review	1	1	100.0%	16.6%	27.9%	28.6%
% of case starts with a reported IOTN of 3 and Aesthetic Component of 5 or below	0	0	N/A	0.0%	0.1%	0.1%
% of case starts with a reported IOTN of 3 and Aesthetic Component of 6 or above	0	0	N/A	4.6%	3.8%	4.1%
% of case starts with a reported IOTN of 4	0	0	N/A	75.4%	78.4%	77.7%
% of case starts with a reported IOTN of 5	0	0	N/A	18.6%	16.9%	16.8 %
% of concluded courses in receipt of dual-arch fixed appliances	0	0	N/A	85.8%	76.9%	73.8%
% of concluded courses where treatment was abandoned or discontinued	0	0	N/A	5.4%	7.0%	7.0%
% of patients satisfied with the treatment they have received	0	0	N/A	96.4%	96.1%	96.0%

* Figures in italics indicate that the base number is less than 100.

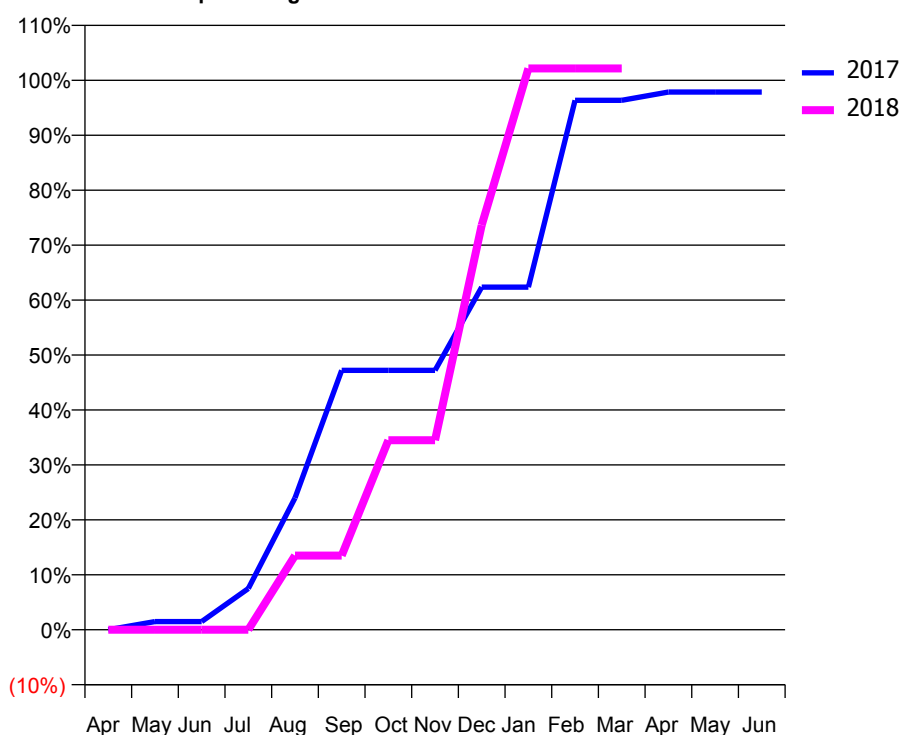
Q48 - Vital Signs Orthodontic At a Glance Contract Report for 195294/0002 - March 2018

Name or company name	Deacon Dental Ltd	17/18 Contracted general activity (UDA)	0
Contract type name	GDS Contract	Carry forward general activity (UDA)	0
Purpose of contract	Orthodontic	17/18 Contracted orthodontic activity (UOA)	1,400
Contract start date	01/04/2009	Carry forward orthodontic activity (UOA)	0
Contract end date		Baseline contract value	£70,812.48

ACCESS	Contract	England and Wales
24 month ratio of assessments to patient IDs	1.00	1.04

ACTIVITY	Contract
Contract assess and fit appliances (case starts) as a percentage of Area Team case starts	3.0 %

Cumulative percentage of contracted UOA delivered 2017 & 2018



Month	Adjusted Scheduled Activity (UOA)		
	2016	2017	2018
April	28	0	0
May	28	21	0
June	28	21	0
July	64	105	0
August	64	336	189
September	106	661	189
October	274	661	483
November	719	661	483
December	994	873	1,031
January	994	873	1,430
February	1,198	1,349	1,430
March	1,328	1,349	1,430
April	1,433	1,370	
May	1,433	1,370	
June	1,433	1,370	

QUALITY (rolling 12 month period)

	Contract Quantity	Contract Base Number	Contract *	Area Team	Region	England
% of all assessments that were assess and fit appliances (case starts)	69	69	100.0%	67.5%	60.9%	60.1%
% of all assessments that were assess and refuse	0	69	0.0%	15.9%	11.2%	11.3%
% of all assessments that were assess and review	0	69	0.0%	16.6%	27.9%	28.6%
% of case starts with a reported IOTN of 3 and Aesthetic Component of 5 or below	0	69	N/A	0.0%	0.1%	0.1%
% of case starts with a reported IOTN of 3 and Aesthetic Component of 6 or above	0	69	N/A	4.6%	3.8%	4.1%
% of case starts with a reported IOTN of 4	59	69	85.5%	75.4%	78.4%	77.7%
% of case starts with a reported IOTN of 5	10	69	14.5%	18.6%	16.9%	16.8%
% of concluded courses in receipt of dual-arch fixed appliances	0	0	N/A	85.8%	76.9%	73.8%
% of concluded courses where treatment was abandoned or discontinued	0	0	N/A	5.4%	7.0%	7.0%
% of patients satisfied with the treatment they have received	1	1	100.0%	96.4%	96.1%	96.0%

* Figures in italics indicate that the base number is less than 100.

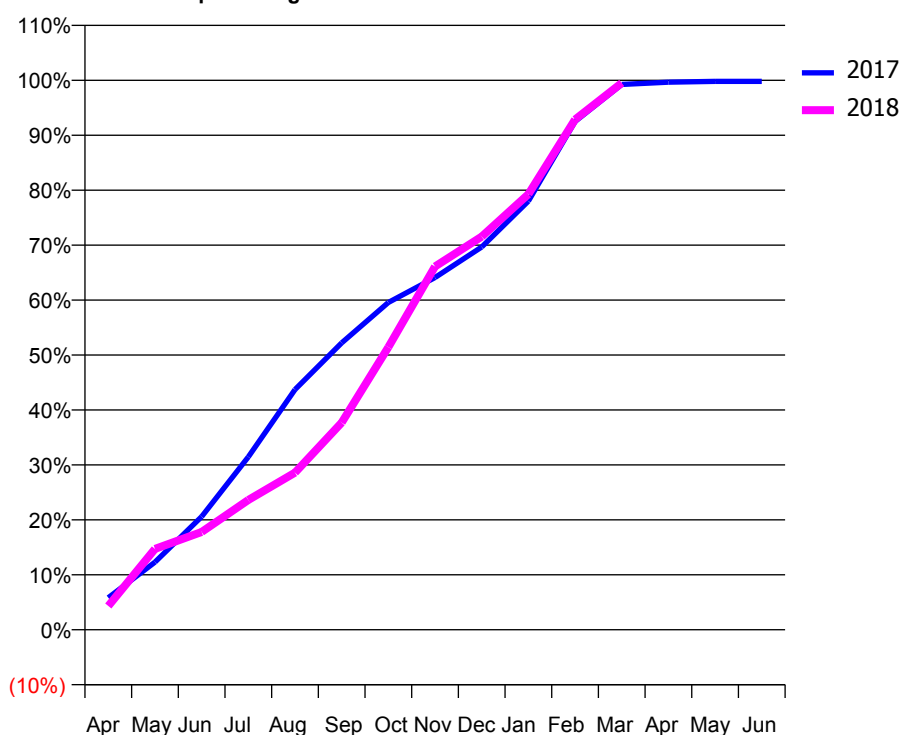
Q48 - Vital Signs Orthodontic At a Glance Contract Report for 329398/0001 - March 2018

Name or company name	MR DJ PLUNKETT	17/18 Contracted general activity (UDA)	0
Contract type name	PDS Contract	Carry forward general activity (UDA)	0
Purpose of contract	Orthodontic	17/18 Contracted orthodontic activity (UOA)	5,020
Contract start date	01/04/2006	Carry forward orthodontic activity (UOA)	0
Contract end date	31/03/2019	Baseline contract value	£328,211.70

ACCESS	Contract	England and Wales
24 month ratio of assessments to patient IDs	1.03	1.04

ACTIVITY	Contract
Contract assess and fit appliances (case starts) as a percentage of Area Team case starts	10.0 %

Cumulative percentage of contracted UOA delivered 2017 & 2018



Month	Adjusted Scheduled Activity (UOA)		
	2016	2017	2018
April	180	293	217
May	706	618	739
June	1,064	1,034	894
July	1,787	1,580	1,186
August	2,198	2,195	1,436
September	2,644	2,621	1,893
October	3,056	2,990	2,582
November	3,421	3,218	3,319
December	3,762	3,497	3,592
January	4,038	3,916	3,979
February	4,518	4,643	4,662
March	4,901	4,982	4,995
April	4,987	5,003	
May	4,987	5,010	
June	4,987	5,010	

QUALITY (rolling 12 month period)

	Contract Quantity	Contract Base Number	Contract *	Area Team	Region	England
% of all assessments that were assess and fit appliances (case starts)	229	444	51.6%	67.5%	60.9%	60.1%
% of all assessments that were assess and refuse	72	444	16.2%	15.9%	11.2%	11.3%
% of all assessments that were assess and review	143	444	32.2%	16.6%	27.9%	28.6%
% of case starts with a reported IOTN of 3 and Aesthetic Component of 5 or below	0	229	N/A	0.0%	0.1%	0.1%
% of case starts with a reported IOTN of 3 and Aesthetic Component of 6 or above	13	229	5.7%	4.6%	3.8%	4.1%
% of case starts with a reported IOTN of 4	177	229	77.3%	75.4%	78.4%	77.7%
% of case starts with a reported IOTN of 5	39	229	17.0%	18.6%	16.9%	16.8 %
% of concluded courses in receipt of dual-arch fixed appliances	191	217	88.0%	85.8%	76.9%	73.8%
% of concluded courses where treatment was abandoned or discontinued	12	217	5.5%	5.4%	7.0%	7.0%
% of patients satisfied with the treatment they have received	5	5	100.0%	96.4%	96.1%	96.0%

* Figures in italics indicate that the base number is less than 100.

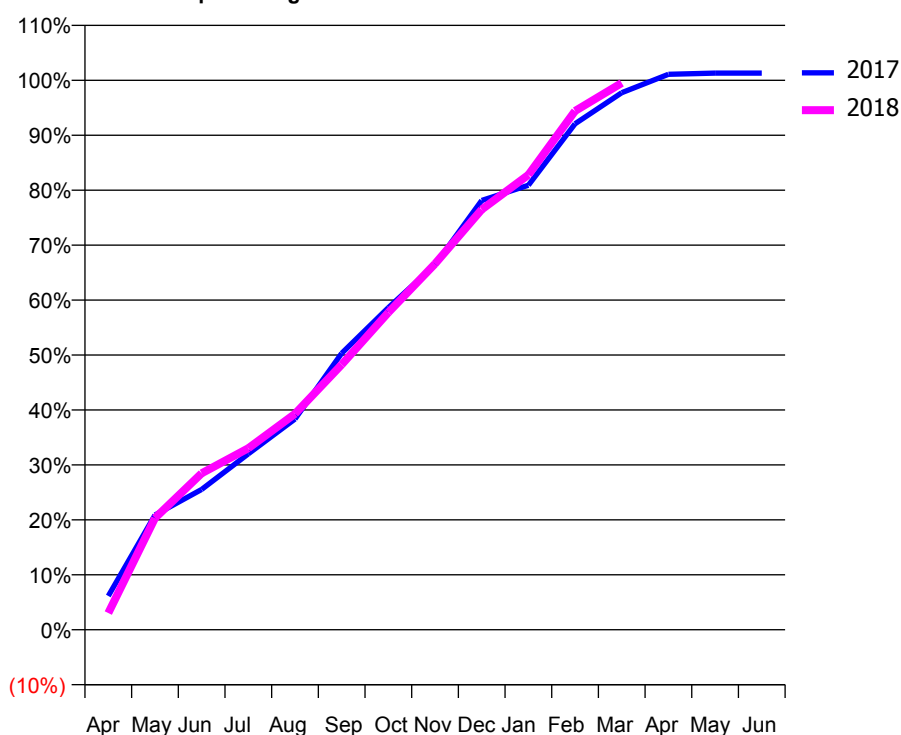
Q48 - Vital Signs Orthodontic At a Glance Contract Report for 634816/0001 - March 2018

Name or company name	MR TH MARTIN	17/18 Contracted general activity (UDA)	0
Contract type name	PDS Contract	Carry forward general activity (UDA)	0
Purpose of contract	General and Orthodontic	17/18 Contracted orthodontic activity (UOA)	9,644
Contract start date	01/04/2006	Carry forward orthodontic activity (UOA)	0
Contract end date	31/03/2019	Baseline contract value	£656,145.91

ACCESS	Contract	England and Wales
24 month ratio of assessments to patient IDs	1.01	1.04

ACTIVITY	Contract
Contract assess and fit appliances (case starts) as a percentage of Area Team case starts	20.2 %

Cumulative percentage of contracted UOA delivered 2017 & 2018



Month	Adjusted Scheduled Activity (UOA)		
	2016	2017	2018
April	400	594	294
May	1,382	2,014	1,960
June	2,372	2,462	2,746
July	3,447	3,088	3,187
August	4,000	3,698	3,791
September	4,594	4,852	4,654
October	5,718	5,653	5,569
November	6,554	6,407	6,424
December	7,438	7,535	7,375
January	7,853	7,802	7,985
February	8,825	8,880	9,105
March	9,187	9,426	9,596
April	9,670	9,749	
May	9,672	9,770	
June	9,672	9,770	

QUALITY (rolling 12 month period)

	Contract Quantity	Contract Base Number	Contract *	Area Team	Region	England
% of all assessments that were assess and fit appliances (case starts)	460	780	59.0%	67.5%	60.9%	60.1%
% of all assessments that were assess and refuse	143	780	18.3%	15.9%	11.2%	11.3%
% of all assessments that were assess and review	177	780	22.7%	16.6%	27.9%	28.6%
% of case starts with a reported IOTN of 3 and Aesthetic Component of 5 or below	0	460	N/A	0.0%	0.1%	0.1%
% of case starts with a reported IOTN of 3 and Aesthetic Component of 6 or above	43	460	9.3%	4.6%	3.8%	4.1%
% of case starts with a reported IOTN of 4	327	460	71.1%	75.4%	78.4%	77.7%
% of case starts with a reported IOTN of 5	89	460	19.3%	18.6%	16.9%	16.8 %
% of concluded courses in receipt of dual-arch fixed appliances	333	400	83.3%	85.8%	76.9%	73.8%
% of concluded courses where treatment was abandoned or discontinued	23	400	5.8%	5.4%	7.0%	7.0%
% of patients satisfied with the treatment they have received	9	9	100.0%	96.4%	96.1%	96.0%

* Figures in italics indicate that the base number is less than 100.

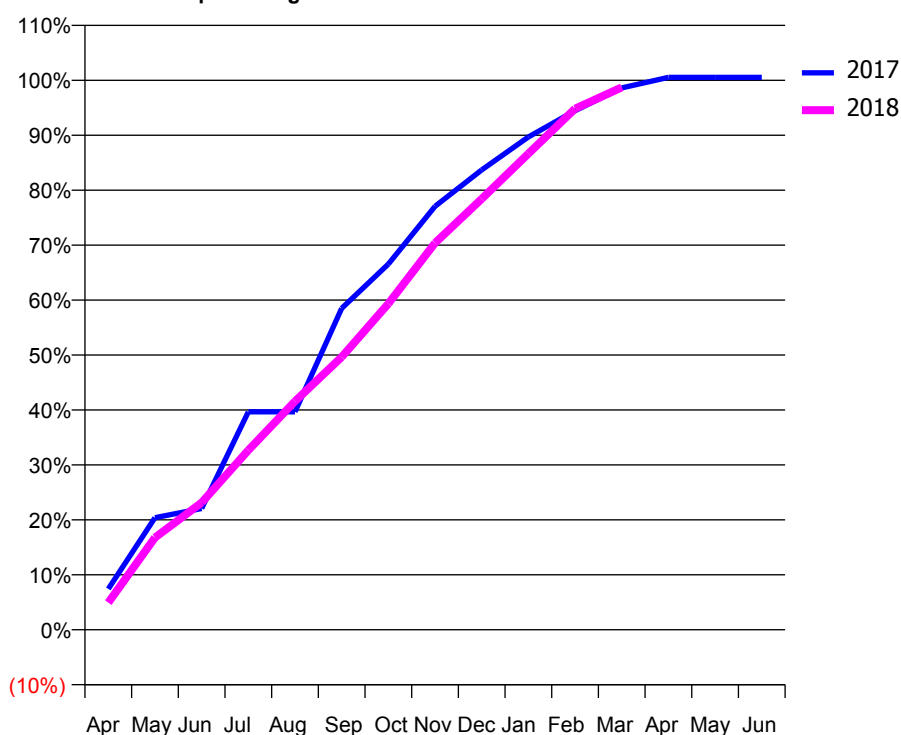
Q48 - Vital Signs Orthodontic At a Glance Contract Report for 675857/0002 - March 2018

Name or company name	MR JW DWYER	17/18 Contracted general activity (UDA)	0
Contract type name	PDS Contract	Carry forward general activity (UDA)	0
Purpose of contract	Orthodontic	17/18 Contracted orthodontic activity (UOA)	7,720
Contract start date	01/04/2014	Carry forward orthodontic activity (UOA)	0
Contract end date	31/03/2019	Baseline contract value	£416,760.15

ACCESS	Contract	England and Wales
24 month ratio of assessments to patient IDs	1.00	1.04

ACTIVITY	Contract
Contract assess and fit appliances (case starts) as a percentage of Area Team case starts	16.0 %

Cumulative percentage of contracted UOA delivered 2017 & 2018



Month	Adjusted Scheduled Activity (UOA)		
	2016	2017	2018
April	81	575	382
May	523	1,574	1,295
June	989	1,703	1,786
July	1,662	3,062	2,522
August	2,534	3,062	3,211
September	3,665	4,516	3,832
October	4,422	5,138	4,582
November	5,241	5,949	5,434
December	6,183	6,460	6,055
January	6,746	6,924	6,689
February	7,496	7,292	7,321
March	7,651	7,613	7,621
April	7,737	7,761	
May	7,737	7,761	
June	7,737	7,761	

QUALITY (rolling 12 month period)

	Contract Quantity	Contract Base Number	Contract *	Area Team	Region	England
% of all assessments that were assess and fit appliances (case starts)	365	481	75.9%	67.5%	60.9%	60.1%
% of all assessments that were assess and refuse	93	481	19.3%	15.9%	11.2%	11.3%
% of all assessments that were assess and review	23	481	4.8%	16.6%	27.9%	28.6%
% of case starts with a reported IOTN of 3 and Aesthetic Component of 5 or below	0	365	N/A	0.0%	0.1%	0.1%
% of case starts with a reported IOTN of 3 and Aesthetic Component of 6 or above	18	365	4.9%	4.6%	3.8%	4.1%
% of case starts with a reported IOTN of 4	268	365	73.4%	75.4%	78.4%	77.7%
% of case starts with a reported IOTN of 5	72	365	19.7%	18.6%	16.9%	16.8 %
% of concluded courses in receipt of dual-arch fixed appliances	312	346	90.2%	85.8%	76.9%	73.8%
% of concluded courses where treatment was abandoned or discontinued	26	346	7.5%	5.4%	7.0%	7.0%
% of patients satisfied with the treatment they have received	13	13	100.0%	96.4%	96.1%	96.0%

* Figures in italics indicate that the base number is less than 100.

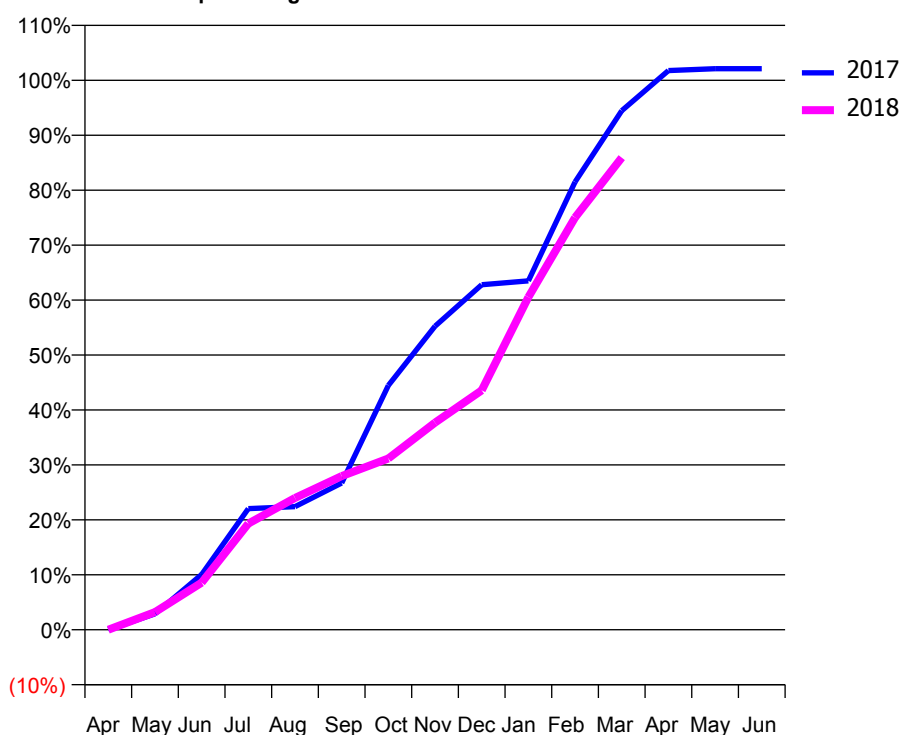
Q48 - Vital Signs Orthodontic At a Glance Contract Report for 829188/0002 - March 2018

Name or company name	MR WW LEE	17/18 Contracted general activity (UDA)	0
Contract type name	PDS Contract	Carry forward general activity (UDA)	0
Purpose of contract	General and Orthodontic	17/18 Contracted orthodontic activity (UOA)	5,911
Contract start date	01/04/2006	Carry forward orthodontic activity (UOA)	0
Contract end date	31/03/2019	Baseline contract value	£317,176.15

ACCESS	Contract	England and Wales
24 month ratio of assessments to patient IDs	1.01	1.04

ACTIVITY	Contract
Contract assess and fit appliances (case starts) as a percentage of Area Team case starts	11.5 %

Cumulative percentage of contracted UOA delivered 2017 & 2018



Month	Adjusted Scheduled Activity (UOA)		
	2016	2017	2018
April	118	0	0
May	437	171	190
June	437	594	507
July	951	1,303	1,142
August	1,402	1,324	1,418
September	1,810	1,579	1,653
October	2,197	2,629	1,843
November	2,748	3,265	2,228
December	3,553	3,712	2,575
January	3,765	3,754	3,578
February	4,970	4,817	4,434
March	4,976	5,583	5,079
April	5,963	6,015	
May	6,047	6,035	
June	6,047	6,035	

QUALITY (rolling 12 month period)

	Contract Quantity	Contract Base Number	Contract *	Area Team	Region	England
% of all assessments that were assess and fit appliances (case starts)	263	339	77.6%	67.5%	60.9%	60.1%
% of all assessments that were assess and refuse	76	339	22.4%	15.9%	11.2%	11.3%
% of all assessments that were assess and review	0	339	0.0%	16.6%	27.9%	28.6%
% of case starts with a reported IOTN of 3 and Aesthetic Component of 5 or below	0	263	N/A	0.0%	0.1%	0.1%
% of case starts with a reported IOTN of 3 and Aesthetic Component of 6 or above	1	263	0.4%	4.6%	3.8%	4.1%
% of case starts with a reported IOTN of 4	213	263	81.0%	75.4%	78.4%	77.7%
% of case starts with a reported IOTN of 5	42	263	16.0%	18.6%	16.9%	16.8 %
% of concluded courses in receipt of dual-arch fixed appliances	237	265	89.4%	85.8%	76.9%	73.8%
% of concluded courses where treatment was abandoned or discontinued	13	265	4.9%	5.4%	7.0%	7.0%
% of patients satisfied with the treatment they have received	13	13	100.0%	96.4%	96.1%	96.0%

* Figures in italics indicate that the base number is less than 100.

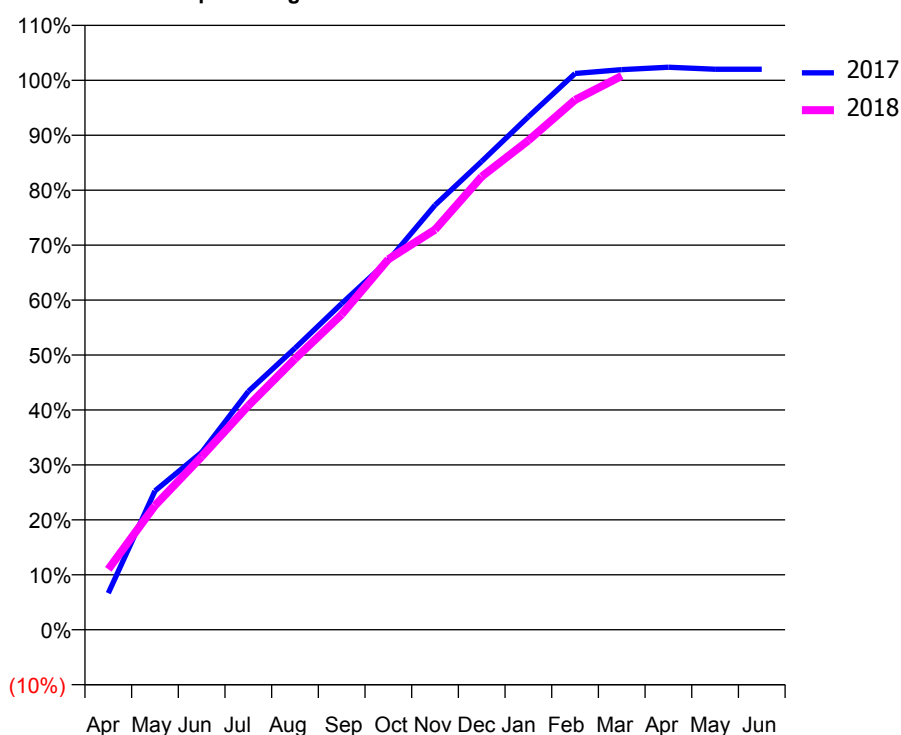
Q48 - Vital Signs Orthodontic At a Glance Contract Report for 910147/0001 - March 2018

Name or company name	MR RC WOODIER	17/18 Contracted general activity (UDA)	0
Contract type name	PDS Contract	Carry forward general activity (UDA)	0
Purpose of contract	General and Orthodontic	17/18 Contracted orthodontic activity (UOA)	5,555
Contract start date	01/04/2006	Carry forward orthodontic activity (UOA)	0
Contract end date	31/03/2019	Baseline contract value	£381,451.58

ACCESS	Contract	England and Wales
24 month ratio of assessments to patient IDs	1.02	1.04

ACTIVITY	Contract
Contract assess and fit appliances (case starts) as a percentage of Area Team case starts	11.5 %

Cumulative percentage of contracted UOA delivered 2017 & 2018



Month	Adjusted Scheduled Activity (UOA)		
	2016	2017	2018
April	241	370	611
May	878	1,404	1,256
June	1,274	1,794	1,750
July	1,925	2,410	2,265
August	2,259	2,846	2,738
September	2,453	3,298	3,188
October	3,350	3,734	3,745
November	3,748	4,293	4,045
December	4,306	4,735	4,581
January	4,552	5,186	4,946
February	5,220	5,623	5,356
March	5,483	5,662	5,599
April	5,605	5,687	
May	5,606	5,666	
June	5,607	5,666	

QUALITY (rolling 12 month period)

	Contract Quantity	Contract Base Number	Contract *	Area Team	Region	England
% of all assessments that were assess and fit appliances (case starts)	263	384	68.5%	67.5%	60.9%	60.1%
% of all assessments that were assess and refuse	48	384	12.5%	15.9%	11.2%	11.3%
% of all assessments that were assess and review	73	384	19.0%	16.6%	27.9%	28.6%
% of case starts with a reported IOTN of 3 and Aesthetic Component of 5 or below	0	263	N/A	0.0%	0.1%	0.1%
% of case starts with a reported IOTN of 3 and Aesthetic Component of 6 or above	17	263	6.5%	4.6%	3.8%	4.1%
% of case starts with a reported IOTN of 4	200	263	76.0%	75.4%	78.4%	77.7%
% of case starts with a reported IOTN of 5	46	263	17.5%	18.6%	16.9%	16.8 %
% of concluded courses in receipt of dual-arch fixed appliances	198	246	80.5%	85.8%	76.9%	73.8%
% of concluded courses where treatment was abandoned or discontinued	4	246	1.6%	5.4%	7.0%	7.0%
% of patients satisfied with the treatment they have received	6	6	100.0%	96.4%	96.1%	96.0%

* Figures in italics indicate that the base number is less than 100.

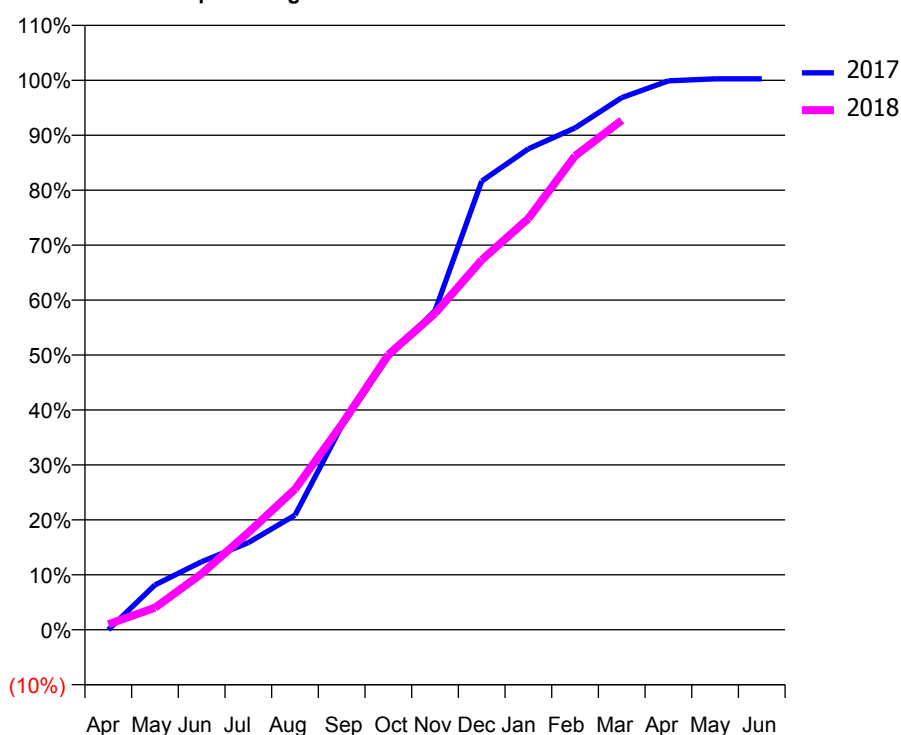
Q49 - Vital Signs Orthodontic At a Glance Contract Report for 122955/0001 - March 2018

Name or company name	Derwent House Orthodontics LTD	17/18 Contracted general activity (UDA)	0
Contract type name	PDS Contract	Carry forward general activity (UDA)	0
Purpose of contract	Orthodontic	17/18 Contracted orthodontic activity (UOA)	6,490
Contract start date	01/04/2011	Carry forward orthodontic activity (UOA)	0
Contract end date	31/03/2019	Baseline contract value	£420,234.09

ACCESS	Contract	England and Wales
24 month ratio of assessments to patient IDs	1.00	1.04

ACTIVITY	Contract
Contract assess and fit appliances (case starts) as a percentage of Area Team case starts	4.8 %

Cumulative percentage of contracted UOA delivered 2017 & 2018



Month	Adjusted Scheduled Activity (UOA)		
	2016	2017	2018
April	0	0	65
May	1,478	448	261
June	1,982	680	662
July	1,982	871	1,149
August	3,401	1,146	1,660
September	3,954	2,034	2,424
October	4,487	2,727	3,250
November	5,140	3,189	3,736
December	5,417	4,483	4,369
January	5,417	4,805	4,858
February	6,634	5,015	5,597
March	6,634	5,316	6,017
April	7,360	5,484	
May	7,591	5,505	
June	7,591	5,505	

QUALITY (rolling 12 month period)	Contract Quantity	Contract Base Number	Contract *	Area Team	Region	England
% of all assessments that were assess and fit appliances (case starts)	297	300	99.0%	46.4%	60.9%	60.1%
% of all assessments that were assess and refuse	3	300	1.0%	14.1%	11.2%	11.3%
% of all assessments that were assess and review	0	300	0.0%	39.4%	27.9%	28.6%
% of case starts with a reported IOTN of 3 and Aesthetic Component of 5 or below	0	297	N/A	0.1%	0.1%	0.1%
% of case starts with a reported IOTN of 3 and Aesthetic Component of 6 or above	1	297	0.3%	3.1%	3.8%	4.1%
% of case starts with a reported IOTN of 4	279	297	93.9%	80.6%	78.4%	77.7%
% of case starts with a reported IOTN of 5	7	297	2.4%	14.6%	16.9%	16.8 %
% of concluded courses in receipt of dual-arch fixed appliances	230	249	92.4%	71.8%	76.9%	73.8%
% of concluded courses where treatment was abandoned or discontinued	6	249	2.4%	8.4%	7.0%	7.0%
% of patients satisfied with the treatment they have received	3	3	100.0%	94.2%	96.1%	96.0%

* Figures in italics indicate that the base number is less than 100.

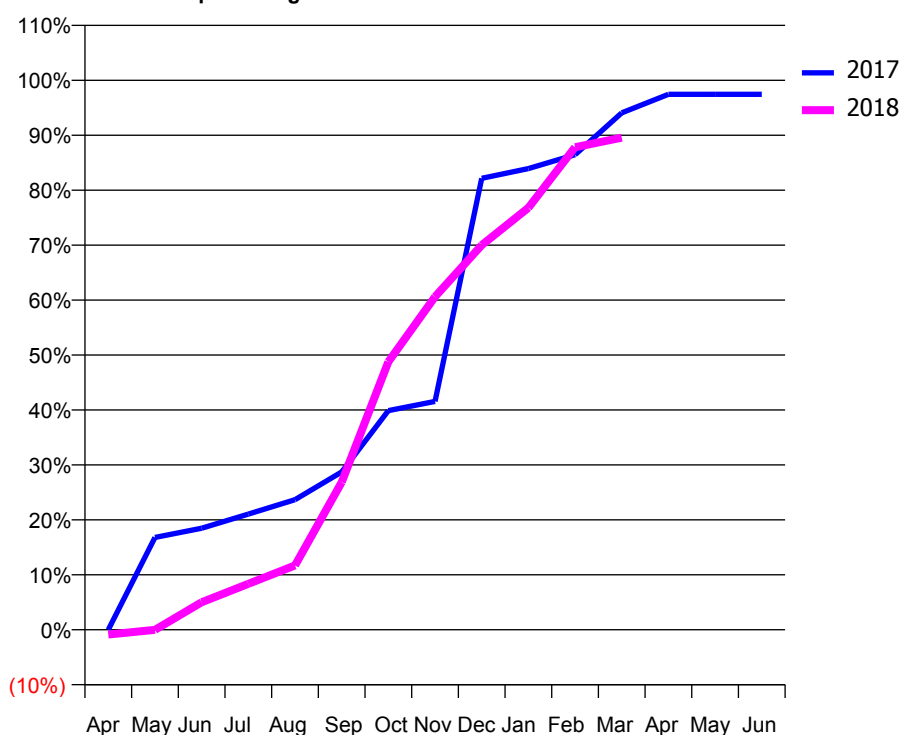
Q49 - Vital Signs Orthodontic At a Glance Contract Report for 122955/0002 - March 2018

Name or company name	Derwent House Orthodontics LTD	17/18 Contracted general activity (UDA)	0
Contract type name	PDS Contract	Carry forward general activity (UDA)	0
Purpose of contract	Orthodontic	17/18 Contracted orthodontic activity (UOA)	2,500
Contract start date	01/04/2011	Carry forward orthodontic activity (UOA)	64
Contract end date	31/03/2020	Baseline contract value	£150,586.44

ACCESS	Contract	England and Wales
24 month ratio of assessments to patient IDs	1.00	1.04

ACTIVITY	Contract
Contract assess and fit appliances (case starts) as a percentage of Area Team case starts	1.8 %

Cumulative percentage of contracted UOA delivered 2017 & 2018



Month	Adjusted Scheduled Activity (UOA)		
	2016	2017	2018
April	0	0	-22
May	84	420	-1
June	149	462	125
July	149	526	209
August	695	592	293
September	993	718	671
October	1,140	997	1,219
November	1,602	1,039	1,515
December	1,877	2,054	1,750
January	1,877	2,098	1,920
February	2,509	2,161	2,195
March	2,509	2,352	2,239
April	2,530	2,436	
May	2,530	2,436	
June	2,530	2,436	

QUALITY (rolling 12 month period)	Contract Quantity	Contract Base Number	Contract *	Area Team	Region	England
% of all assessments that were assess and fit appliances (case starts)	113	113	100.0%	46.4%	60.9%	60.1%
% of all assessments that were assess and refuse	0	113	0.0%	14.1%	11.2%	11.3%
% of all assessments that were assess and review	0	113	0.0%	39.4%	27.9%	28.6%
% of case starts with a reported IOTN of 3 and Aesthetic Component of 5 or below	0	113	N/A	0.1%	0.1%	0.1%
% of case starts with a reported IOTN of 3 and Aesthetic Component of 6 or above	1	113	0.9%	3.1%	3.8%	4.1%
% of case starts with a reported IOTN of 4	110	113	97.3%	80.6%	78.4%	77.7%
% of case starts with a reported IOTN of 5	1	113	0.9%	14.6%	16.9%	16.8 %
% of concluded courses in receipt of dual-arch fixed appliances	95	103	92.2%	71.8%	76.9%	73.8%
% of concluded courses where treatment was abandoned or discontinued	3	103	2.9%	8.4%	7.0%	7.0%
% of patients satisfied with the treatment they have received	4	4	100.0%	94.2%	96.1%	96.0%

* Figures in italics indicate that the base number is less than 100.

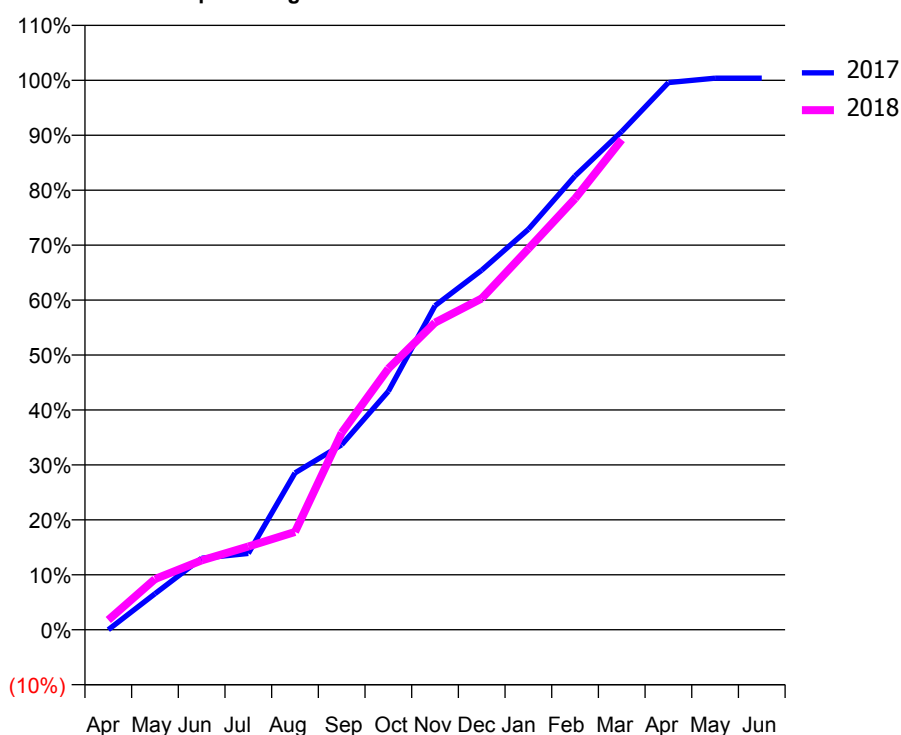
Q49 - Vital Signs Orthodontic At a Glance Contract Report for 126624/0001 - March 2018

Name or company name	The Killingworth Dental Practice Partnership	17/18 Contracted general activity (UDA)	58,286
Contract type name	GDS Contract	Carry forward general activity (UDA)	1,524
Purpose of contract	General and Orthodontic	17/18 Contracted orthodontic activity (UOA)	2,619
Contract start date	01/05/2013	Carry forward orthodontic activity (UOA)	0
Contract end date		Baseline contract value	£1,869,913.22

ACCESS	Contract	England and Wales
24 month ratio of assessments to patient IDs	1.03	1.04

ACTIVITY	Contract
Contract assess and fit appliances (case starts) as a percentage of Area Team case starts	1.9 %

Cumulative percentage of contracted UOA delivered 2017 & 2018



Month	Adjusted Scheduled Activity (UOA)		
	2016	2017	2018
April	73	0	47
May	346	172	242
June	560	341	331
July	938	364	397
August	1,085	748	466
September	1,257	882	939
October	1,467	1,137	1,245
November	1,782	1,545	1,464
December	1,992	1,714	1,579
January	2,118	1,909	1,816
February	2,433	2,163	2,055
March	2,559	2,375	2,336
April	2,622	2,608	
May	2,622	2,629	
June	2,622	2,629	

QUALITY (rolling 12 month period)	Contract Quantity	Contract Base Number	Contract *	Area Team	Region	England
% of all assessments that were assess and fit appliances (case starts)	119	212	56.1%	46.4%	60.9%	60.1%
% of all assessments that were assess and refuse	57	212	26.9%	14.1%	11.2%	11.3%
% of all assessments that were assess and review	36	212	17.0%	39.4%	27.9%	28.6%
% of case starts with a reported IOTN of 3 and Aesthetic Component of 5 or below	0	119	N/A	0.1%	0.1%	0.1%
% of case starts with a reported IOTN of 3 and Aesthetic Component of 6 or above	3	119	2.5%	3.1%	3.8%	4.1%
% of case starts with a reported IOTN of 4	101	119	84.9%	80.6%	78.4%	77.7%
% of case starts with a reported IOTN of 5	15	119	12.6%	14.6%	16.9%	16.8 %
% of concluded courses in receipt of dual-arch fixed appliances	2	8	25.0%	71.8%	76.9%	73.8%
% of concluded courses where treatment was abandoned or discontinued	6	8	75.0%	8.4%	7.0%	7.0%
% of patients satisfied with the treatment they have received	4	4	100.0%	94.2%	96.1%	96.0%

* Figures in italics indicate that the base number is less than 100.

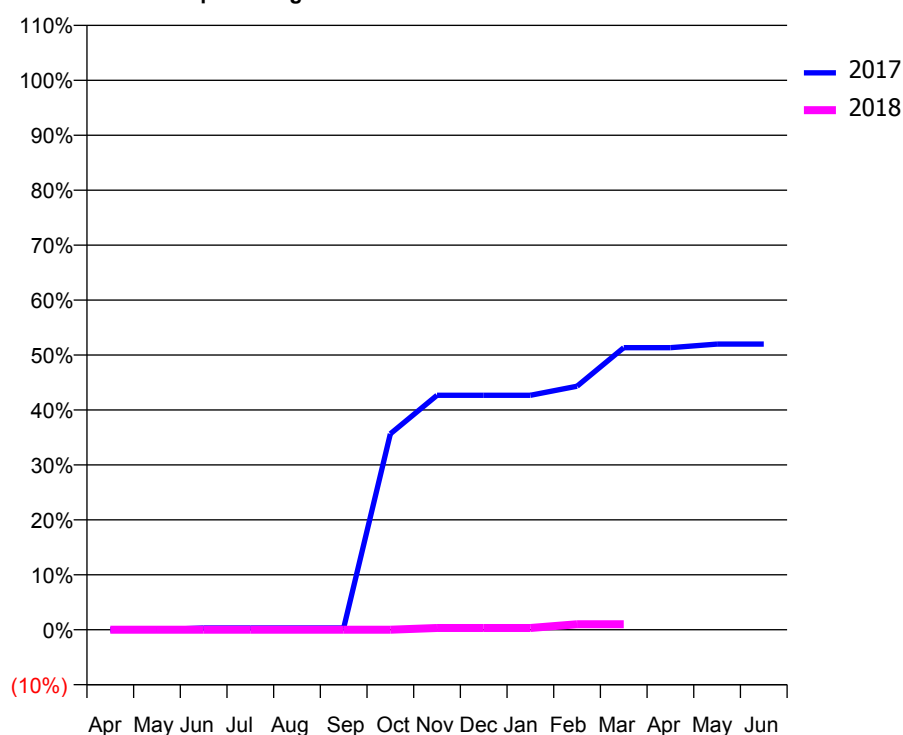
Q49 - Vital Signs Orthodontic At a Glance Contract Report for 134058/0001 - March 2018

Name or company name	Alison Brett Dental Care LLP	17/18 Contracted general activity (UDA)	35,029
Contract type name	GDS Contract	Carry forward general activity (UDA)	894
Purpose of contract	General and Orthodontic	17/18 Contracted orthodontic activity (UOA)	300
Contract start date	01/08/2012	Carry forward orthodontic activity (UOA)	0
Contract end date		Baseline contract value	£1,029,728.93

ACCESS	Contract	England and Wales
24 month ratio of assessments to patient IDs	2.17	1.04

ACTIVITY	Contract
Contract assess and fit appliances (case starts) as a percentage of Area Team case starts	0.1 %

Cumulative percentage of contracted UOA delivered 2017 & 2018



Month	Adjusted Scheduled Activity (UOA)		
	2016	2017	2018
April	0	0	0
May	21	0	0
June	21	1	0
July	126	1	0
August	168	1	0
September	168	1	0
October	210	107	0
November	252	128	1
December	252	128	1
January	252	128	1
February	252	133	3
March	315	154	3
April	315	154	
May	315	156	
June	315	156	

QUALITY (rolling 12 month period)

	Contract Quantity	Contract Base Number	Contract *	Area Team	Region	England
% of all assessments that were assess and fit appliances (case starts)	4	13	30.8%	46.4%	60.9%	60.1%
% of all assessments that were assess and refuse	1	13	7.7%	14.1%	11.2%	11.3%
% of all assessments that were assess and review	8	13	61.5%	39.4%	27.9%	28.6%
% of case starts with a reported IOTN of 3 and Aesthetic Component of 5 or below	0	4	N/A	0.1%	0.1%	0.1%
% of case starts with a reported IOTN of 3 and Aesthetic Component of 6 or above	0	4	N/A	3.1%	3.8%	4.1%
% of case starts with a reported IOTN of 4	4	4	100.0%	80.6%	78.4%	77.7%
% of case starts with a reported IOTN of 5	0	4	N/A	14.6%	16.9%	16.8 %
% of concluded courses in receipt of dual-arch fixed appliances	0	1	N/A	71.8%	76.9%	73.8%
% of concluded courses where treatment was abandoned or discontinued	0	1	0.0%	8.4%	7.0%	7.0%
% of patients satisfied with the treatment they have received	1	1	100.0%	94.2%	96.1%	96.0%

* Figures in italics indicate that the base number is less than 100.

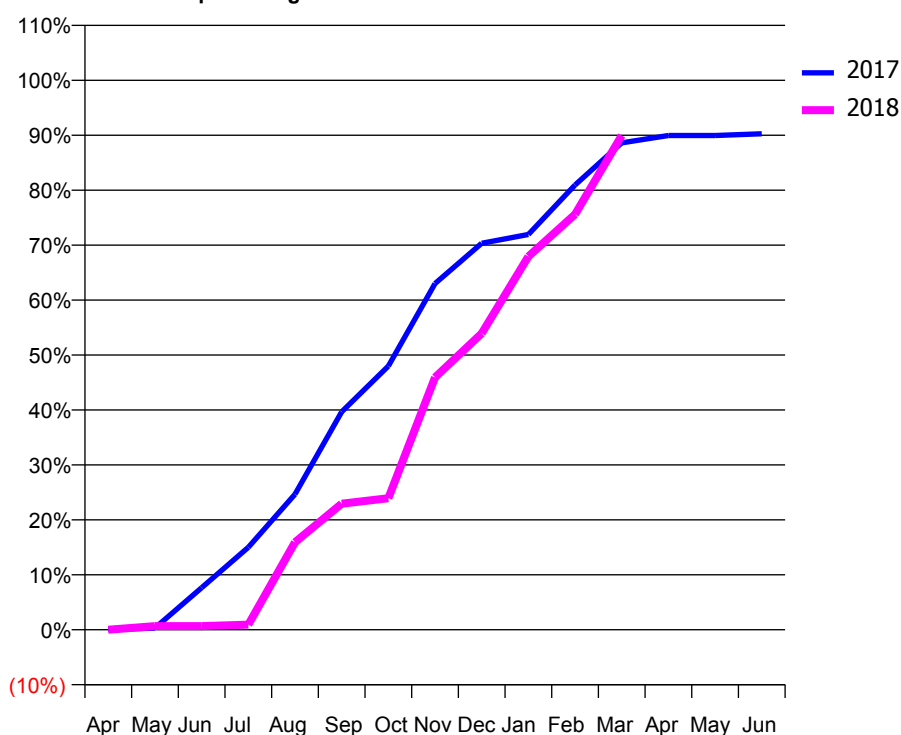
Q49 - Vital Signs Orthodontic At a Glance Contract Report for 141593/0001 - March 2018

Name or company name	J R P Jones and Associates	17/18 Contracted general activity (UDA)	26,411
Contract type name	GDS Contract	Carry forward general activity (UDA)	-45
Purpose of contract	General and Orthodontic	17/18 Contracted orthodontic activity (UOA)	300
Contract start date	01/03/2012	Carry forward orthodontic activity (UOA)	0
Contract end date		Baseline contract value	£705,924.32

ACCESS	Contract	England and Wales
24 month ratio of assessments to patient IDs	1.00	1.04

ACTIVITY	Contract
Contract assess and fit appliances (case starts) as a percentage of Area Team case starts	0.2 %

Cumulative percentage of contracted UOA delivered 2017 & 2018



Month	Adjusted Scheduled Activity (UOA)		
	2016	2017	2018
April	0	0	0
May	26	1	2
June	47	23	2
July	69	45	3
August	69	74	48
September	73	119	69
October	97	144	72
November	139	189	138
December	161	211	162
January	162	216	204
February	162	243	227
March	163	266	270
April	292	270	
May	292	270	
June	294	271	

QUALITY (rolling 12 month period)	Contract Quantity	Contract Base Number	Contract *	Area Team	Region	England
% of all assessments that were assess and fit appliances (case starts)	13	35	37.1%	46.4%	60.9%	60.1%
% of all assessments that were assess and refuse	9	35	25.7%	14.1%	11.2%	11.3%
% of all assessments that were assess and review	13	35	37.1%	39.4%	27.9%	28.6%
% of case starts with a reported IOTN of 3 and Aesthetic Component of 5 or below	0	13	<i>N/A</i>	0.1%	0.1%	0.1%
% of case starts with a reported IOTN of 3 and Aesthetic Component of 6 or above	1	13	7.7%	3.1%	3.8%	4.1%
% of case starts with a reported IOTN of 4	12	13	92.3%	80.6%	78.4%	77.7%
% of case starts with a reported IOTN of 5	0	13	<i>N/A</i>	14.6%	16.9%	16.8 %
% of concluded courses in receipt of dual-arch fixed appliances	5	9	55.6%	71.8%	76.9%	73.8%
% of concluded courses where treatment was abandoned or discontinued	2	9	22.2%	8.4%	7.0%	7.0%
% of patients satisfied with the treatment they have received	0	0	<i>N/A</i>	94.2%	96.1%	96.0%

* Figures in italics indicate that the base number is less than 100.

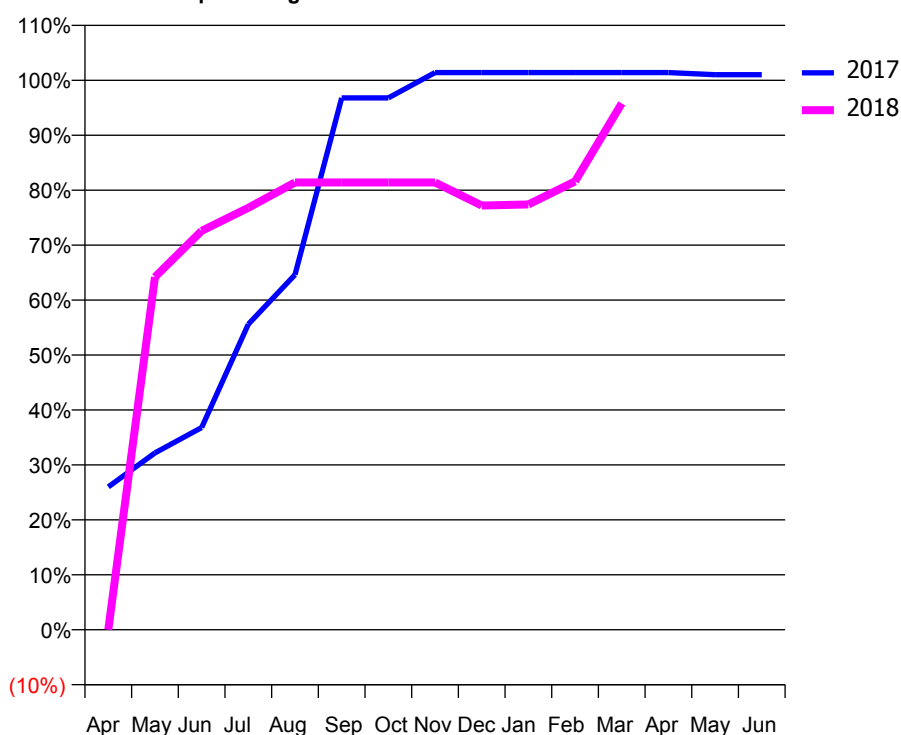
Q49 - Vital Signs Orthodontic At a Glance Contract Report for 141852/0001 - March 2018

Name or company name	Perfect Smile Gateshead Partnership	17/18 Contracted general activity (UDA)	28,872
Contract type name	GDS Contract	Carry forward general activity (UDA)	-59
Purpose of contract	General and Orthodontic	17/18 Contracted orthodontic activity (UOA)	500
Contract start date	01/07/2014	Carry forward orthodontic activity (UOA)	0
Contract end date		Baseline contract value	£858,767.72

ACCESS	Contract	England and Wales
24 month ratio of assessments to patient IDs	1.09	1.04

ACTIVITY	Contract
Contract assess and fit appliances (case starts) as a percentage of Area Team case starts	0.4 %

Cumulative percentage of contracted UOA delivered 2017 & 2018



Month	Adjusted Scheduled Activity (UOA)		
	2016	2017	2018
April	0	130	0
May	24	161	321
June	29	184	363
July	29	278	384
August	29	323	407
September	136	484	407
October	316	484	407
November	362	507	407
December	392	507	386
January	417	507	387
February	495	507	408
March	496	507	479
April	500	507	
May	500	505	
June	500	505	

QUALITY (rolling 12 month period)

	Contract Quantity	Contract Base Number	Contract *	Area Team	Region	England
% of all assessments that were assess and fit appliances (case starts)	22	61	36.1%	46.4%	60.9%	60.1%
% of all assessments that were assess and refuse	8	61	13.1%	14.1%	11.2%	11.3%
% of all assessments that were assess and review	31	61	50.8%	39.4%	27.9%	28.6%
% of case starts with a reported IOTN of 3 and Aesthetic Component of 5 or below	1	22	4.5%	0.1%	0.1%	0.1%
% of case starts with a reported IOTN of 3 and Aesthetic Component of 6 or above	6	22	27.3%	3.1%	3.8%	4.1%
% of case starts with a reported IOTN of 4	15	22	68.2%	80.6%	78.4%	77.7%
% of case starts with a reported IOTN of 5	0	22	N/A	14.6%	16.9%	16.8%
% of concluded courses in receipt of dual-arch fixed appliances	0	3	N/A	71.8%	76.9%	73.8%
% of concluded courses where treatment was abandoned or discontinued	0	3	0.0%	8.4%	7.0%	7.0%
% of patients satisfied with the treatment they have received	2	2	100.0%	94.2%	96.1%	96.0%

* Figures in italics indicate that the base number is less than 100.

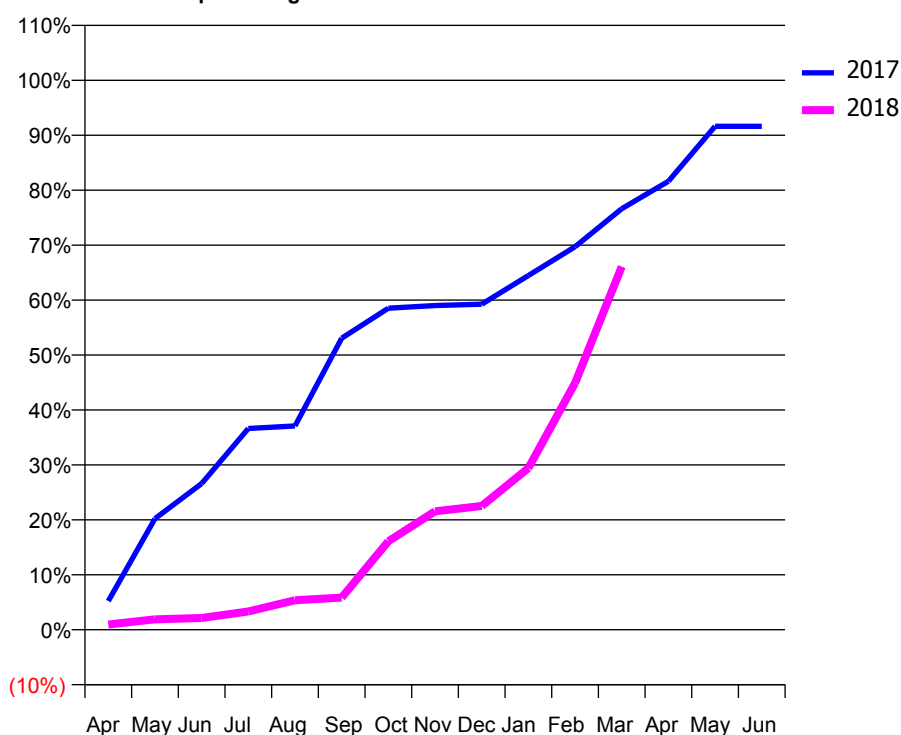
Q49 - Vital Signs Orthodontic At a Glance Contract Report for 157457/0001 - March 2018

Name or company name	Northumbria Dental Care Limited	17/18 Contracted general activity (UDA)	12,713
Contract type name	Pilot Contract	Carry forward general activity (UDA)	0
Purpose of contract	General and Orthodontic	17/18 Contracted orthodontic activity (UOA)	420
Contract start date	01/01/2012	Carry forward orthodontic activity (UOA)	0
Contract end date		Baseline contract value	£383,786.55

ACCESS	Contract	England and Wales
24 month ratio of assessments to patient IDs	1.02	1.04

ACTIVITY	Contract
Contract assess and fit appliances (case starts) as a percentage of Area Team case starts	0.2 %

Cumulative percentage of contracted UOA delivered 2017 & 2018



Month	Adjusted Scheduled Activity (UOA)		
	2016	2017	2018
April	0	22	4
May	2	85	8
June	26	112	9
July	75	154	14
August	78	156	23
September	121	223	25
October	150	246	68
November	365	248	91
December	392	249	95
January	416	271	124
February	485	293	189
March	493	322	278
April	496	343	
May	497	385	
June	497	385	

QUALITY (rolling 12 month period)

	Contract Quantity	Contract Base Number	Contract *	Area Team	Region	England
% of all assessments that were assess and fit appliances (case starts)	14	65	21.5%	46.4%	60.9%	60.1%
% of all assessments that were assess and refuse	13	65	20.0%	14.1%	11.2%	11.3%
% of all assessments that were assess and review	38	65	58.5%	39.4%	27.9%	28.6%
% of case starts with a reported IOTN of 3 and Aesthetic Component of 5 or below	0	14	N/A	0.1%	0.1%	0.1%
% of case starts with a reported IOTN of 3 and Aesthetic Component of 6 or above	0	14	N/A	3.1%	3.8%	4.1%
% of case starts with a reported IOTN of 4	12	14	85.7%	80.6%	78.4%	77.7%
% of case starts with a reported IOTN of 5	2	14	14.3%	14.6%	16.9%	16.8 %
% of concluded courses in receipt of dual-arch fixed appliances	0	2	N/A	71.8%	76.9%	73.8%
% of concluded courses where treatment was abandoned or discontinued	0	2	0.0%	8.4%	7.0%	7.0%
% of patients satisfied with the treatment they have received	0	0	N/A	94.2%	96.1%	96.0%

* Figures in italics indicate that the base number is less than 100.

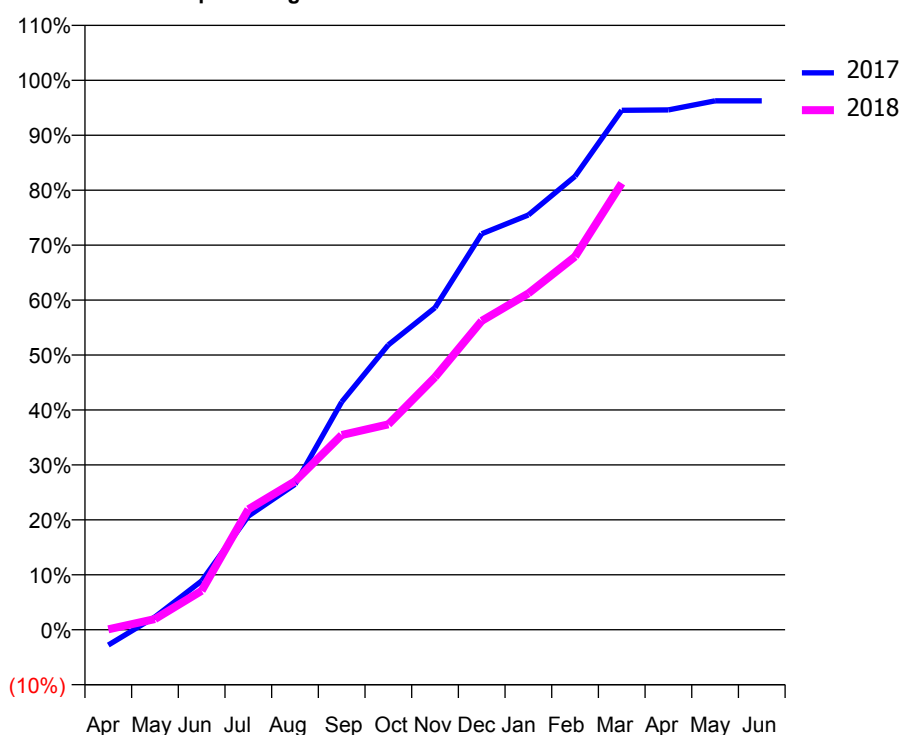
Q49 - Vital Signs Orthodontic At a Glance Contract Report for 170011/0001 - March 2018

Name or company name	SRDP	17/18 Contracted general activity (UDA)	74,715
Contract type name	GDS Contract	Carry forward general activity (UDA)	0
Purpose of contract	General and Orthodontic	17/18 Contracted orthodontic activity (UOA)	1,281
Contract start date	01/10/2007	Carry forward orthodontic activity (UOA)	0
Contract end date		Baseline contract value	£2,113,459.91

ACCESS	Contract	England and Wales
24 month ratio of assessments to patient IDs	1.03	1.04

ACTIVITY	Contract
Contract assess and fit appliances (case starts) as a percentage of Area Team case starts	0.8 %

Cumulative percentage of contracted UOA delivered 2017 & 2018



Month	Adjusted Scheduled Activity (UOA)		
	2016	2017	2018
April	0	-36	1
May	2	30	25
June	50	114	91
July	123	265	281
August	275	339	346
September	320	531	454
October	472	664	479
November	729	751	589
December	755	923	720
January	780	967	784
February	959	1,057	870
March	1,067	1,211	1,041
April	1,241	1,212	
May	1,241	1,233	
June	1,241	1,233	

QUALITY (rolling 12 month period)

	Contract Quantity	Contract Base Number	Contract *	Area Team	Region	England
% of all assessments that were assess and fit appliances (case starts)	49	81	60.5%	46.4%	60.9%	60.1%
% of all assessments that were assess and refuse	9	81	11.1%	14.1%	11.2%	11.3%
% of all assessments that were assess and review	23	81	28.4%	39.4%	27.9%	28.6%
% of case starts with a reported IOTN of 3 and Aesthetic Component of 5 or below	1	49	2.0%	0.1%	0.1%	0.1%
% of case starts with a reported IOTN of 3 and Aesthetic Component of 6 or above	1	49	2.0%	3.1%	3.8%	4.1%
% of case starts with a reported IOTN of 4	36	49	73.5%	80.6%	78.4%	77.7%
% of case starts with a reported IOTN of 5	11	49	22.4%	14.6%	16.9%	16.8%
% of concluded courses in receipt of dual-arch fixed appliances	46	57	80.7%	71.8%	76.9%	73.8%
% of concluded courses where treatment was abandoned or discontinued	10	57	17.5%	8.4%	7.0%	7.0%
% of patients satisfied with the treatment they have received	0	0	N/A	94.2%	96.1%	96.0%

* Figures in italics indicate that the base number is less than 100.

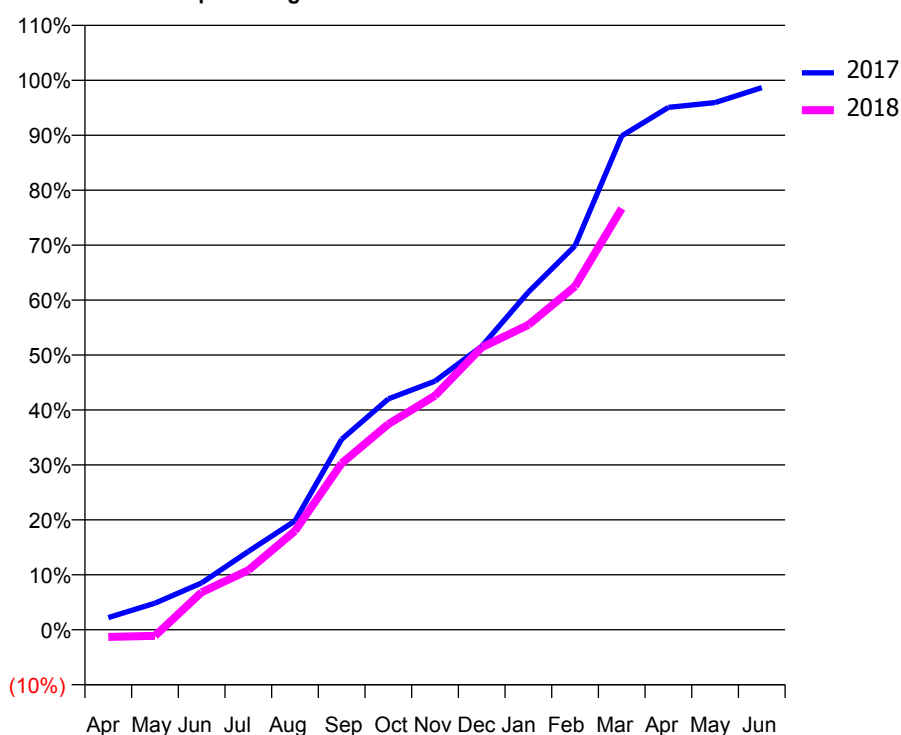
Q49 - Vital Signs Orthodontic At a Glance Contract Report for 170011/0003 - March 2018

Name or company name	SRDP	17/18 Contracted general activity (UDA)	0
Contract type name	PDS Contract	Carry forward general activity (UDA)	0
Purpose of contract	Orthodontic	17/18 Contracted orthodontic activity (UOA)	12,550
Contract start date	01/04/2012	Carry forward orthodontic activity (UOA)	168
Contract end date	31/03/2019	Baseline contract value	£707,734.52

ACCESS	Contract	England and Wales
24 month ratio of assessments to patient IDs	1.03	1.04

ACTIVITY	Contract
Contract assess and fit appliances (case starts) as a percentage of Area Team case starts	8.2 %

Cumulative percentage of contracted UOA delivered 2017 & 2018



Month	Adjusted Scheduled Activity (UOA)		
	2016	2017	2018
April	0	278	-166
May	1,302	608	-143
June	1,716	1,072	856
July	2,398	1,789	1,360
August	3,606	2,487	2,258
September	4,501	4,351	3,802
October	5,543	5,272	4,697
November	7,218	5,679	5,345
December	8,166	6,472	6,450
January	8,550	7,712	6,964
February	11,532	8,768	7,843
March	13,017	11,280	9,621
April	14,705	11,932	
May	14,705	12,040	
June	14,706	12,382	

QUALITY (rolling 12 month period)	Contract Quantity	Contract Base Number	Contract *	Area Team	Region	England
% of all assessments that were assess and fit appliances (case starts)	508	799	63.6%	46.4%	60.9%	60.1%
% of all assessments that were assess and refuse	26	799	3.3%	14.1%	11.2%	11.3%
% of all assessments that were assess and review	265	799	33.2%	39.4%	27.9%	28.6%
% of case starts with a reported IOTN of 3 and Aesthetic Component of 5 or below	0	508	N/A	0.1%	0.1%	0.1%
% of case starts with a reported IOTN of 3 and Aesthetic Component of 6 or above	0	508	N/A	3.1%	3.8%	4.1%
% of case starts with a reported IOTN of 4	410	508	80.7%	80.6%	78.4%	77.7%
% of case starts with a reported IOTN of 5	98	508	19.3%	14.6%	16.9%	16.8 %
% of concluded courses in receipt of dual-arch fixed appliances	644	747	86.2%	71.8%	76.9%	73.8%
% of concluded courses where treatment was abandoned or discontinued	45	747	6.0%	8.4%	7.0%	7.0%
% of patients satisfied with the treatment they have received	10	11	90.9%	94.2%	96.1%	96.0%

* Figures in italics indicate that the base number is less than 100.

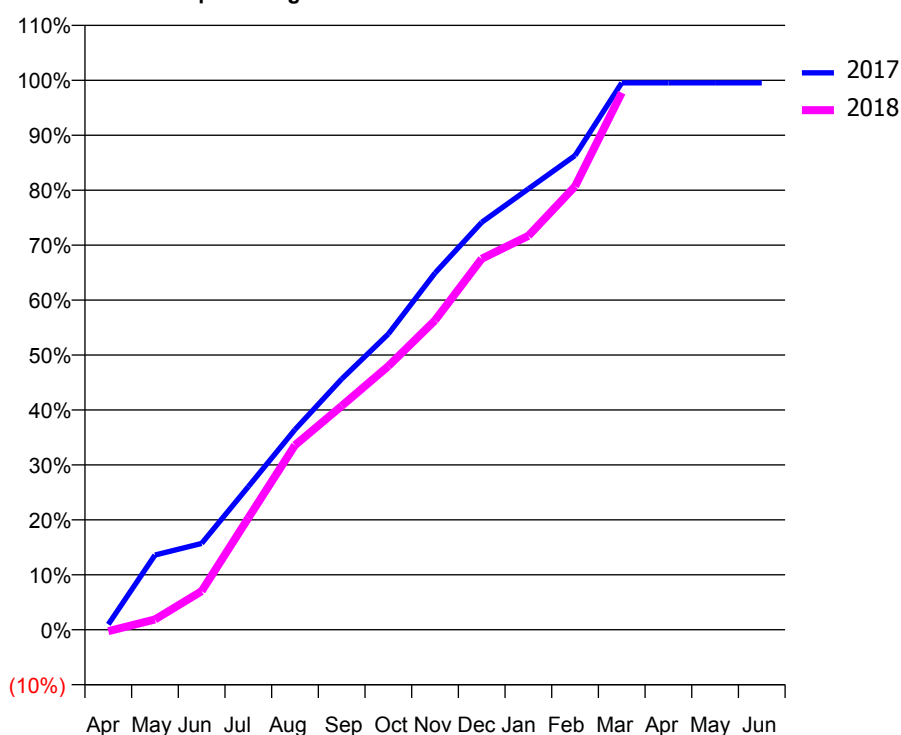
Q49 - Vital Signs Orthodontic At a Glance Contract Report for 176648/0001 - March 2018

Name or company name	South Tyneside Smiles Limited	17/18 Contracted general activity (UDA)	85,974
Contract type name	GDS Contract	Carry forward general activity (UDA)	-770
Purpose of contract	General and Orthodontic	17/18 Contracted orthodontic activity (UOA)	2,119
Contract start date	01/04/2008	Carry forward orthodontic activity (UOA)	7
Contract end date		Baseline contract value	£2,477,125.89

ACCESS	Contract	England and Wales
24 month ratio of assessments to patient IDs	1.01	1.04

ACTIVITY	Contract
Contract assess and fit appliances (case starts) as a percentage of Area Team case starts	1.6 %

Cumulative percentage of contracted UOA delivered 2017 & 2018



Month	Adjusted Scheduled Activity (UOA)		
	2016	2017	2018
April	2	21	-6
May	130	288	40
June	305	333	149
July	566	552	431
August	720	772	712
September	955	967	863
October	1,170	1,141	1,017
November	1,323	1,376	1,193
December	1,451	1,571	1,431
January	1,588	1,700	1,519
February	1,955	1,829	1,710
March	2,115	2,109	2,071
April	2,115	2,109	
May	2,116	2,109	
June	2,116	2,109	

QUALITY (rolling 12 month period)

	Contract Quantity	Contract Base Number	Contract *	Area Team	Region	England
% of all assessments that were assess and fit appliances (case starts)	97	156	62.2%	46.4%	60.9%	60.1%
% of all assessments that were assess and refuse	22	156	14.1%	14.1%	11.2%	11.3%
% of all assessments that were assess and review	37	156	23.7%	39.4%	27.9%	28.6%
% of case starts with a reported IOTN of 3 and Aesthetic Component of 5 or below	0	97	<i>N/A</i>	0.1%	0.1%	0.1%
% of case starts with a reported IOTN of 3 and Aesthetic Component of 6 or above	1	97	<i>1.0%</i>	3.1%	3.8%	4.1%
% of case starts with a reported IOTN of 4	75	97	<i>77.3%</i>	80.6%	78.4%	77.7%
% of case starts with a reported IOTN of 5	20	97	<i>20.6%</i>	14.6%	16.9%	16.8 %
% of concluded courses in receipt of dual-arch fixed appliances	73	89	<i>82.0%</i>	71.8%	76.9%	73.8%
% of concluded courses where treatment was abandoned or discontinued	14	89	<i>15.7%</i>	8.4%	7.0%	7.0%
% of patients satisfied with the treatment they have received	3	3	<i>100.0%</i>	94.2%	96.1%	96.0%

* Figures in italics indicate that the base number is less than 100.

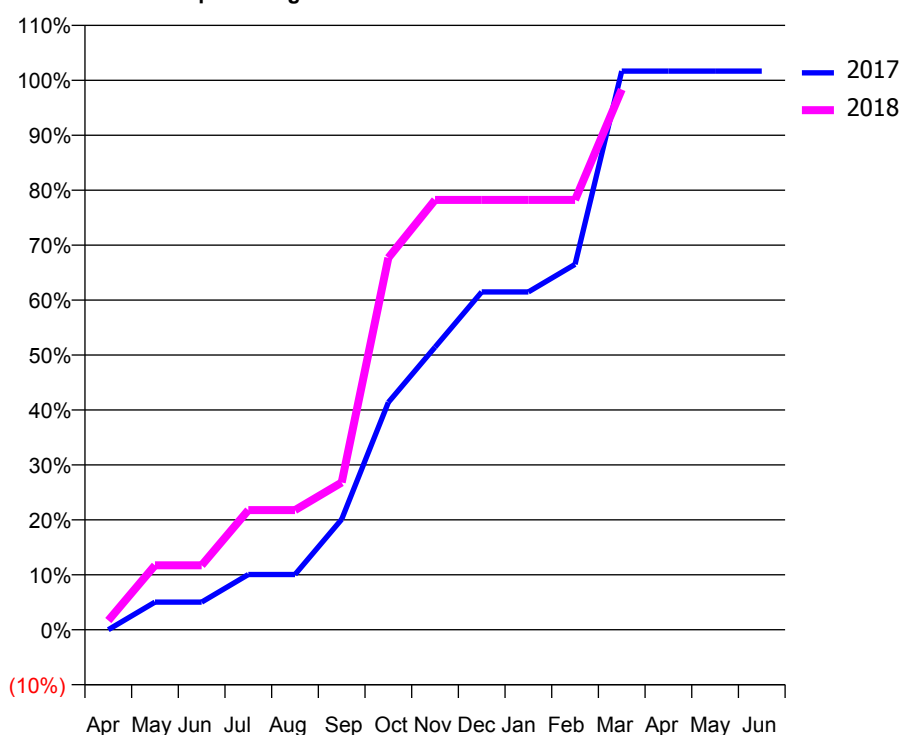
Q49 - Vital Signs Orthodontic At a Glance Contract Report for 177644/0001 - March 2018

Name or company name	Goodteeth Dental Surgeries Ltd	17/18 Contracted general activity (UDA)	8,745
Contract type name	GDS Contract	Carry forward general activity (UDA)	-175
Purpose of contract	General and Orthodontic	17/18 Contracted orthodontic activity (UOA)	418
Contract start date	01/09/2009	Carry forward orthodontic activity (UOA)	-7
Contract end date		Baseline contract value	£236,393.67

ACCESS	Contract	England and Wales
24 month ratio of assessments to patient IDs	1.00	1.04

ACTIVITY	Contract
Contract assess and fit appliances (case starts) as a percentage of Area Team case starts	0.3 %

Cumulative percentage of contracted UOA delivered 2017 & 2018



Month	Adjusted Scheduled Activity (UOA)		
	2016	2017	2018
April	-14	0	7
May	7	21	49
June	8	21	49
July	29	42	91
August	50	42	91
September	96	84	112
October	138	173	283
November	138	215	327
December	159	257	327
January	181	257	327
February	286	278	327
March	433	425	411
April	433	425	
May	433	425	
June	433	425	

QUALITY (rolling 12 month period)

	Contract Quantity	Contract Base Number	Contract *	Area Team	Region	England
% of all assessments that were assess and fit appliances (case starts)	19	22	86.4%	46.4%	60.9%	60.1%
% of all assessments that were assess and refuse	1	22	4.5%	14.1%	11.2%	11.3%
% of all assessments that were assess and review	2	22	9.1%	39.4%	27.9%	28.6%
% of case starts with a reported IOTN of 3 and Aesthetic Component of 5 or below	0	19	N/A	0.1%	0.1%	0.1%
% of case starts with a reported IOTN of 3 and Aesthetic Component of 6 or above	0	19	N/A	3.1%	3.8%	4.1%
% of case starts with a reported IOTN of 4	17	19	89.5%	80.6%	78.4%	77.7%
% of case starts with a reported IOTN of 5	2	19	10.5%	14.6%	16.9%	16.8 %
% of concluded courses in receipt of dual-arch fixed appliances	0	0	N/A	71.8%	76.9%	73.8%
% of concluded courses where treatment was abandoned or discontinued	0	0	N/A	8.4%	7.0%	7.0%
% of patients satisfied with the treatment they have received	1	1	100.0%	94.2%	96.1%	96.0%

* Figures in italics indicate that the base number is less than 100.

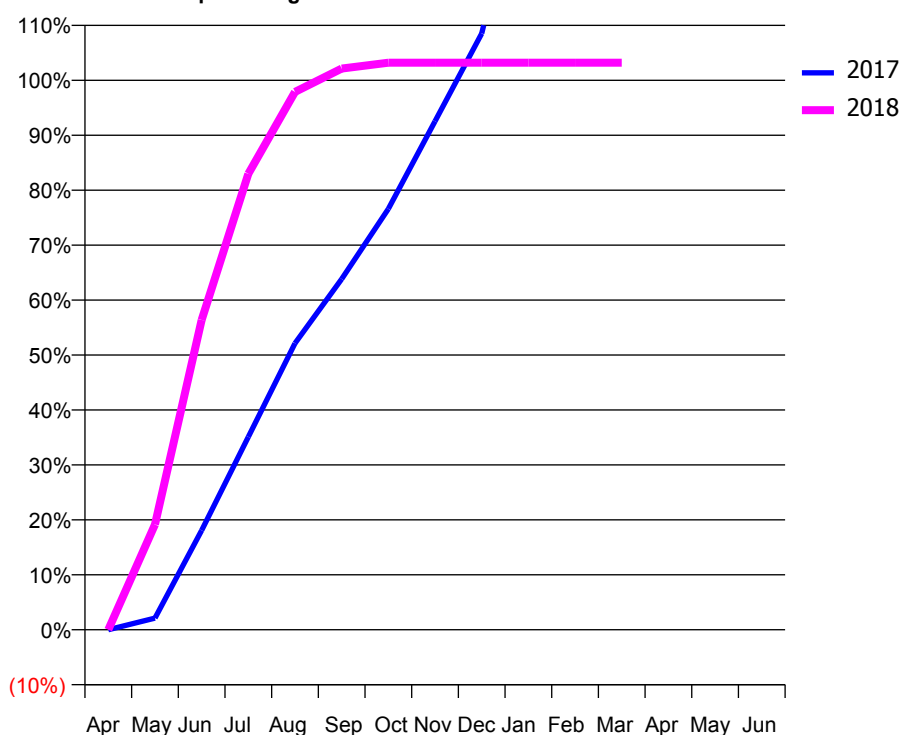
Q49 - Vital Signs Orthodontic At a Glance Contract Report for 177709/0001 - March 2018

Name or company name	Green Dental Partnership	17/18 Contracted general activity (UDA)	1,466
Contract type name	GDS Contract	Carry forward general activity (UDA)	0
Purpose of contract	General and Orthodontic	17/18 Contracted orthodontic activity (UOA)	94
Contract start date	01/04/2013	Carry forward orthodontic activity (UOA)	0
Contract end date		Baseline contract value	£37,388.23

ACCESS	Contract	England and Wales
24 month ratio of assessments to patient IDs	1.02	1.04

ACTIVITY	Contract
Contract assess and fit appliances (case starts) as a percentage of Area Team case starts	0.0 %

Cumulative percentage of contracted UOA delivered 2017 & 2018



Month	Adjusted Scheduled Activity (UOA)		
	2016	2017	2018
April	0	0	0
May	0	2	18
June	21	17	53
July	57	33	78
August	84	49	92
September	97	60	96
October	120	72	97
November	128	87	97
December	136	102	97
January	149	133	97
February	150	141	97
March	150	179	97
April	150	179	
May	150	186	
June	150	186	

QUALITY (rolling 12 month period)

	Contract Quantity	Contract Base Number	Contract *	Area Team	Region	England
% of all assessments that were assess and fit appliances (case starts)	0	104	0.0%	46.4%	60.9%	60.1%
% of all assessments that were assess and refuse	0	104	0.0%	14.1%	11.2%	11.3%
% of all assessments that were assess and review	104	104	100.0%	39.4%	27.9%	28.6%
% of case starts with a reported IOTN of 3 and Aesthetic Component of 5 or below	0	0	N/A	0.1%	0.1%	0.1%
% of case starts with a reported IOTN of 3 and Aesthetic Component of 6 or above	0	0	N/A	3.1%	3.8%	4.1%
% of case starts with a reported IOTN of 4	0	0	N/A	80.6%	78.4%	77.7%
% of case starts with a reported IOTN of 5	0	0	N/A	14.6%	16.9%	16.8 %
% of concluded courses in receipt of dual-arch fixed appliances	0	0	N/A	71.8%	76.9%	73.8%
% of concluded courses where treatment was abandoned or discontinued	0	0	N/A	8.4%	7.0%	7.0%
% of patients satisfied with the treatment they have received	0	0	N/A	94.2%	96.1%	96.0%

* Figures in italics indicate that the base number is less than 100.

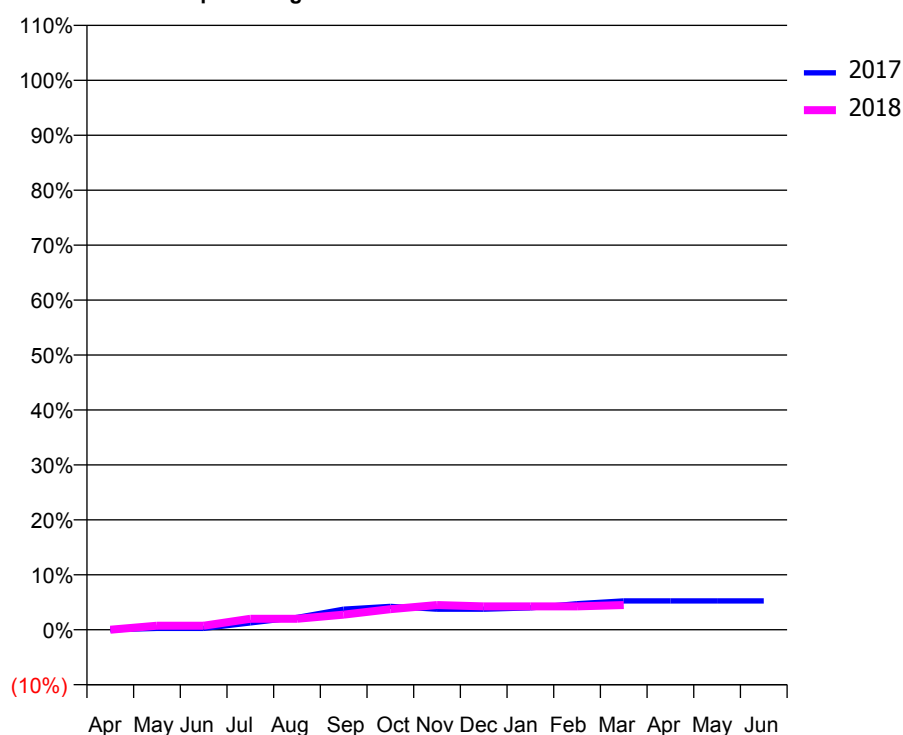
Q49 - Vital Signs Orthodontic At a Glance Contract Report for 183962/0001 - March 2018

Name or company name	Goodwin and Associates	17/18 Contracted general activity (UDA)	14,876
Contract type name	Pilot Contract	Carry forward general activity (UDA)	0
Purpose of contract	General and Orthodontic	17/18 Contracted orthodontic activity (UOA)	400
Contract start date	01/04/2008	Carry forward orthodontic activity (UOA)	0
Contract end date	31/03/2020	Baseline contract value	£773,020.39

ACCESS	Contract	England and Wales
24 month ratio of assessments to patient IDs	1.11	1.04

ACTIVITY	Contract
Contract assess and fit appliances (case starts) as a percentage of Area Team case starts	0.0 %

Cumulative percentage of contracted UOA delivered 2017 & 2018



Month	Adjusted Scheduled Activity (UOA)		
	2016	2017	2018
April	0	0	0
May	4	1	3
June	5	1	3
July	12	5	8
August	21	9	8
September	25	15	11
October	26	17	15
November	27	15	18
December	29	15	17
January	35	16	17
February	42	19	17
March	44	21	18
April	44	21	
May	44	21	
June	44	21	

QUALITY (rolling 12 month period)

	Contract Quantity	Contract Base Number	Contract *	Area Team	Region	England
% of all assessments that were assess and fit appliances (case starts)	0	20	0.0%	46.4%	60.9%	60.1%
% of all assessments that were assess and refuse	2	20	10.0%	14.1%	11.2%	11.3%
% of all assessments that were assess and review	18	20	90.0%	39.4%	27.9%	28.6%
% of case starts with a reported IOTN of 3 and Aesthetic Component of 5 or below	0	0	N/A	0.1%	0.1%	0.1%
% of case starts with a reported IOTN of 3 and Aesthetic Component of 6 or above	0	0	N/A	3.1%	3.8%	4.1%
% of case starts with a reported IOTN of 4	0	0	N/A	80.6%	78.4%	77.7%
% of case starts with a reported IOTN of 5	0	0	N/A	14.6%	16.9%	16.8 %
% of concluded courses in receipt of dual-arch fixed appliances	0	0	N/A	71.8%	76.9%	73.8%
% of concluded courses where treatment was abandoned or discontinued	0	0	N/A	8.4%	7.0%	7.0%
% of patients satisfied with the treatment they have received	0	0	N/A	94.2%	96.1%	96.0%

* Figures in italics indicate that the base number is less than 100.

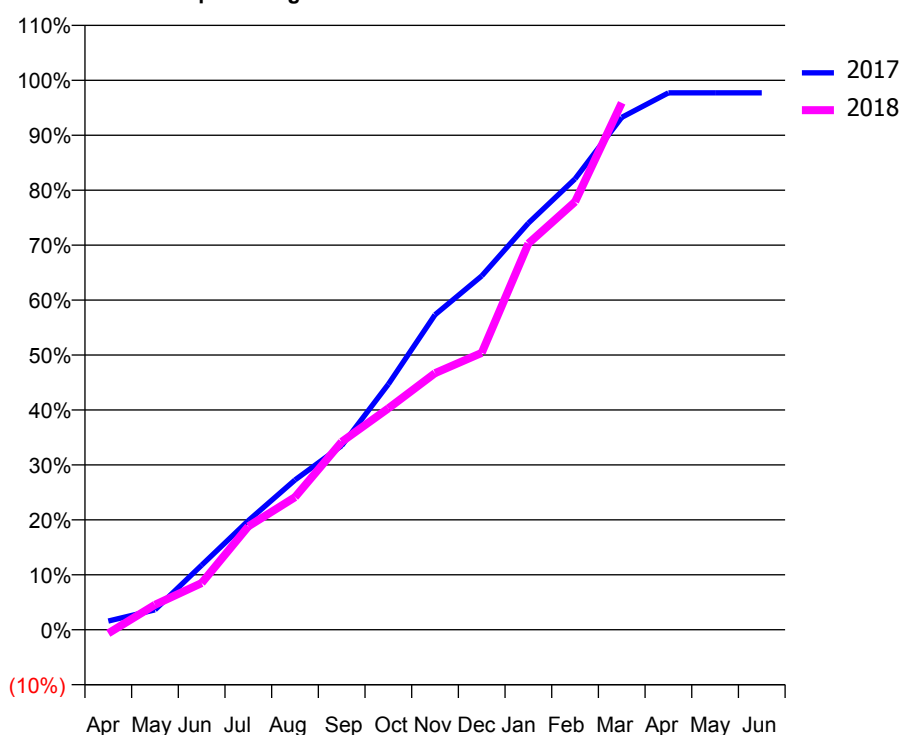
Q49 - Vital Signs Orthodontic At a Glance Contract Report for 186872/0018 - March 2018

Name or company name	ORTHOWORLD 2000 LTD	17/18 Contracted general activity (UDA)	0
Contract type name	PDS Contract	Carry forward general activity (UDA)	0
Purpose of contract	Orthodontic	17/18 Contracted orthodontic activity (UOA)	9,586
Contract start date	01/07/2012	Carry forward orthodontic activity (UOA)	215
Contract end date	31/03/2019	Baseline contract value	£550,748.29

ACCESS	Contract	England and Wales
24 month ratio of assessments to patient IDs	1.01	1.04

ACTIVITY	Contract
Contract assess and fit appliances (case starts) as a percentage of Area Team case starts	7.5 %

Cumulative percentage of contracted UOA delivered 2017 & 2018



Month	Adjusted Scheduled Activity (UOA)		
	2016	2017	2018
April	-106	152	-65
May	-5	348	436
June	307	1,128	816
July	997	1,905	1,803
August	2,132	2,614	2,314
September	2,970	3,211	3,279
October	4,108	4,284	3,863
November	4,906	5,496	4,477
December	5,578	6,172	4,830
January	6,186	7,095	6,739
February	8,048	7,867	7,466
March	9,906	8,938	9,192
April	10,794	9,366	
May	11,088	9,366	
June	11,130	9,367	

QUALITY (rolling 12 month period)

	Contract Quantity	Contract Base Number	Contract *	Area Team	Region	England
% of all assessments that were assess and fit appliances (case starts)	465	637	73.0%	46.4%	60.9%	60.1%
% of all assessments that were assess and refuse	84	637	13.2%	14.1%	11.2%	11.3%
% of all assessments that were assess and review	88	637	13.8%	39.4%	27.9%	28.6%
% of case starts with a reported IOTN of 3 and Aesthetic Component of 5 or below	0	465	N/A	0.1%	0.1%	0.1%
% of case starts with a reported IOTN of 3 and Aesthetic Component of 6 or above	10	465	2.2%	3.1%	3.8%	4.1%
% of case starts with a reported IOTN of 4	393	465	84.5%	80.6%	78.4%	77.7%
% of case starts with a reported IOTN of 5	62	465	13.3%	14.6%	16.9%	16.8 %
% of concluded courses in receipt of dual-arch fixed appliances	82	118	69.5%	71.8%	76.9%	73.8%
% of concluded courses where treatment was abandoned or discontinued	33	118	28.0%	8.4%	7.0%	7.0%
% of patients satisfied with the treatment they have received	13	13	100.0%	94.2%	96.1%	96.0%

* Figures in italics indicate that the base number is less than 100.

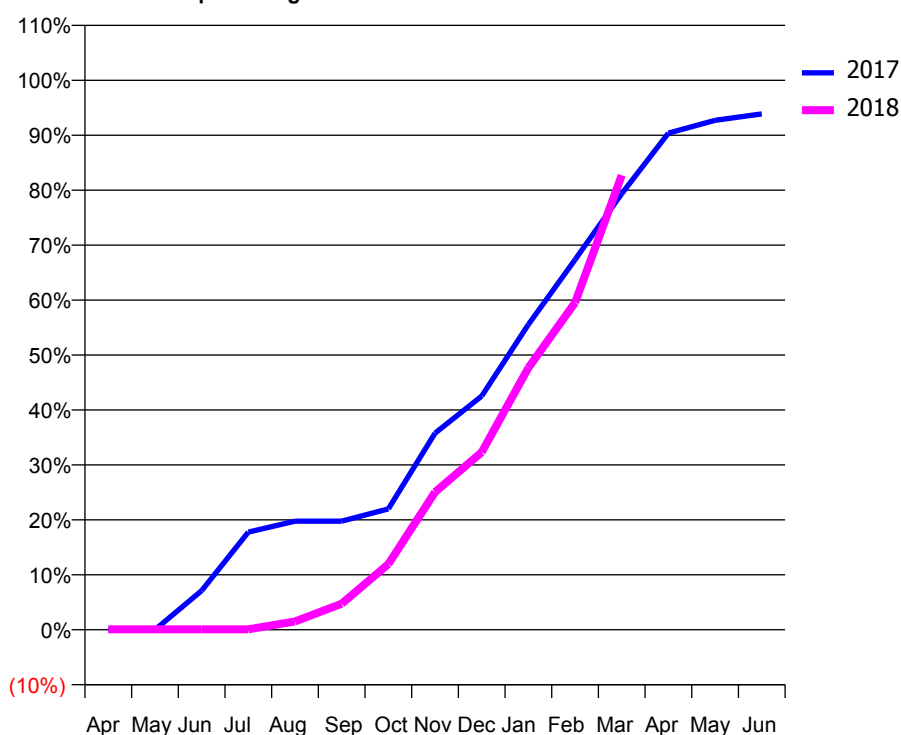
Q49 - Vital Signs Orthodontic At a Glance Contract Report for 191639/0001 - March 2018

Name or company name	Osborne Orthodontics Ltd	17/18 Contracted general activity (UDA)	0
Contract type name	PDS Contract	Carry forward general activity (UDA)	0
Purpose of contract	Orthodontic	17/18 Contracted orthodontic activity (UOA)	5,411
Contract start date	01/01/2013	Carry forward orthodontic activity (UOA)	-5
Contract end date	31/03/2019	Baseline contract value	£310,973.04

ACCESS	Contract	England and Wales
24 month ratio of assessments to patient IDs	1.04	1.04

ACTIVITY	Contract
Contract assess and fit appliances (case starts) as a percentage of Area Team case starts	4.3 %

Cumulative percentage of contracted UOA delivered 2017 & 2018



Month	Adjusted Scheduled Activity (UOA)		
	2016	2017	2018
April	0	0	5
May	0	0	5
June	564	385	5
July	918	962	5
August	1,675	1,069	82
September	1,929	1,069	257
October	2,532	1,190	647
November	3,115	1,936	1,356
December	3,221	2,301	1,748
January	3,880	3,006	2,580
February	4,509	3,645	3,221
March	4,536	4,295	4,476
April	4,544	4,890	
May	5,372	5,017	
June	5,477	5,080	

QUALITY (rolling 12 month period)

	Contract Quantity	Contract Base Number	Contract *	Area Team	Region	England
% of all assessments that were assess and fit appliances (case starts)	265	378	70.1%	46.4%	60.9%	60.1%
% of all assessments that were assess and refuse	68	378	18.0%	14.1%	11.2%	11.3%
% of all assessments that were assess and review	45	378	11.9%	39.4%	27.9%	28.6%
% of case starts with a reported IOTN of 3 and Aesthetic Component of 5 or below	0	265	N/A	0.1%	0.1%	0.1%
% of case starts with a reported IOTN of 3 and Aesthetic Component of 6 or above	3	265	1.1%	3.1%	3.8%	4.1%
% of case starts with a reported IOTN of 4	224	265	84.5%	80.6%	78.4%	77.7%
% of case starts with a reported IOTN of 5	19	265	7.2%	14.6%	16.9%	16.8 %
% of concluded courses in receipt of dual-arch fixed appliances	179	211	84.8%	71.8%	76.9%	73.8%
% of concluded courses where treatment was abandoned or discontinued	13	211	6.2%	8.4%	7.0%	7.0%
% of patients satisfied with the treatment they have received	4	6	66.7%	94.2%	96.1%	96.0%

* Figures in italics indicate that the base number is less than 100.

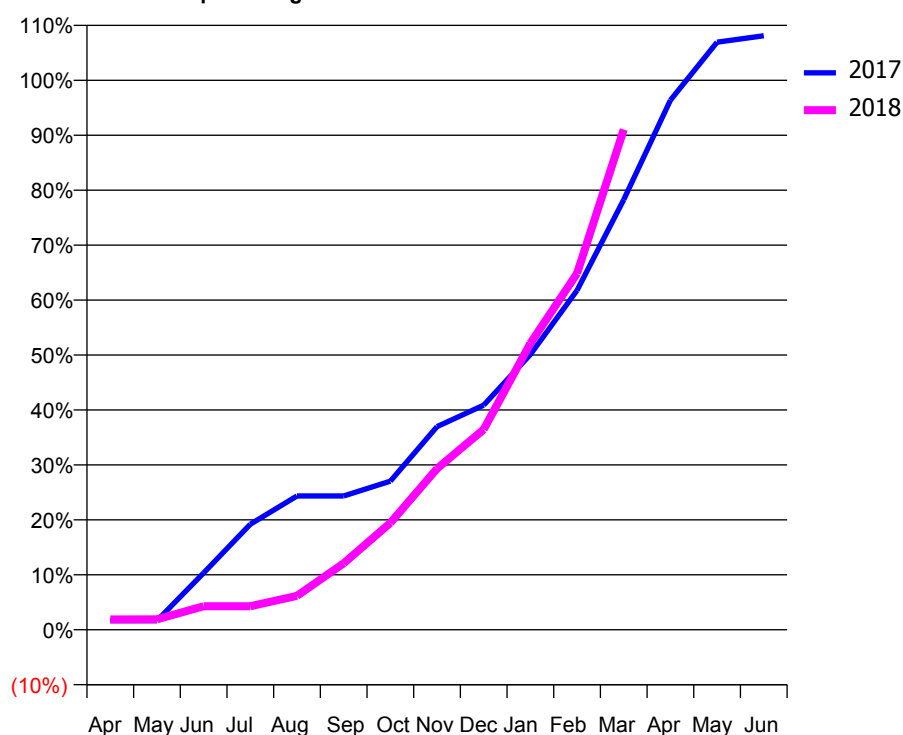
Q49 - Vital Signs Orthodontic At a Glance Contract Report for 191639/0002 - March 2018

Name or company name	Osborne Orthodontics Ltd	17/18 Contracted general activity (UDA)	0
Contract type name	PDS Contract	Carry forward general activity (UDA)	0
Purpose of contract	Orthodontic	17/18 Contracted orthodontic activity (UOA)	5,411
Contract start date	01/01/2013	Carry forward orthodontic activity (UOA)	-102
Contract end date	31/03/2019	Baseline contract value	£310,973.04

ACCESS	Contract	England and Wales
24 month ratio of assessments to patient IDs	1.04	1.04

ACTIVITY	Contract
Contract assess and fit appliances (case starts) as a percentage of Area Team case starts	5.0 %

Cumulative percentage of contracted UOA delivered 2017 & 2018



Month	Adjusted Scheduled Activity (UOA)		
	2016	2017	2018
April	0	90	102
May	0	90	103
June	549	560	232
July	820	1,039	232
August	1,368	1,318	334
September	1,905	1,318	654
October	2,465	1,463	1,052
November	3,160	2,001	1,587
December	3,267	2,212	1,973
January	4,009	2,711	2,821
February	4,606	3,343	3,509
March	4,720	4,236	4,926
April	4,727	5,215	
May	5,546	5,786	
June	5,609	5,849	

QUALITY (rolling 12 month period)

	Contract Quantity	Contract Base Number	Contract *	Area Team	Region	England
% of all assessments that were assess and fit appliances (case starts)	312	414	75.4%	46.4%	60.9%	60.1%
% of all assessments that were assess and refuse	66	414	15.9%	14.1%	11.2%	11.3%
% of all assessments that were assess and review	36	414	8.7%	39.4%	27.9%	28.6%
% of case starts with a reported IOTN of 3 and Aesthetic Component of 5 or below	0	312	N/A	0.1%	0.1%	0.1%
% of case starts with a reported IOTN of 3 and Aesthetic Component of 6 or above	2	312	0.6%	3.1%	3.8%	4.1%
% of case starts with a reported IOTN of 4	254	312	81.4%	80.6%	78.4%	77.7%
% of case starts with a reported IOTN of 5	19	312	6.1%	14.6%	16.9%	16.8 %
% of concluded courses in receipt of dual-arch fixed appliances	156	208	75.0%	71.8%	76.9%	73.8%
% of concluded courses where treatment was abandoned or discontinued	7	208	3.4%	8.4%	7.0%	7.0%
% of patients satisfied with the treatment they have received	7	9	77.8%	94.2%	96.1%	96.0%

* Figures in italics indicate that the base number is less than 100.

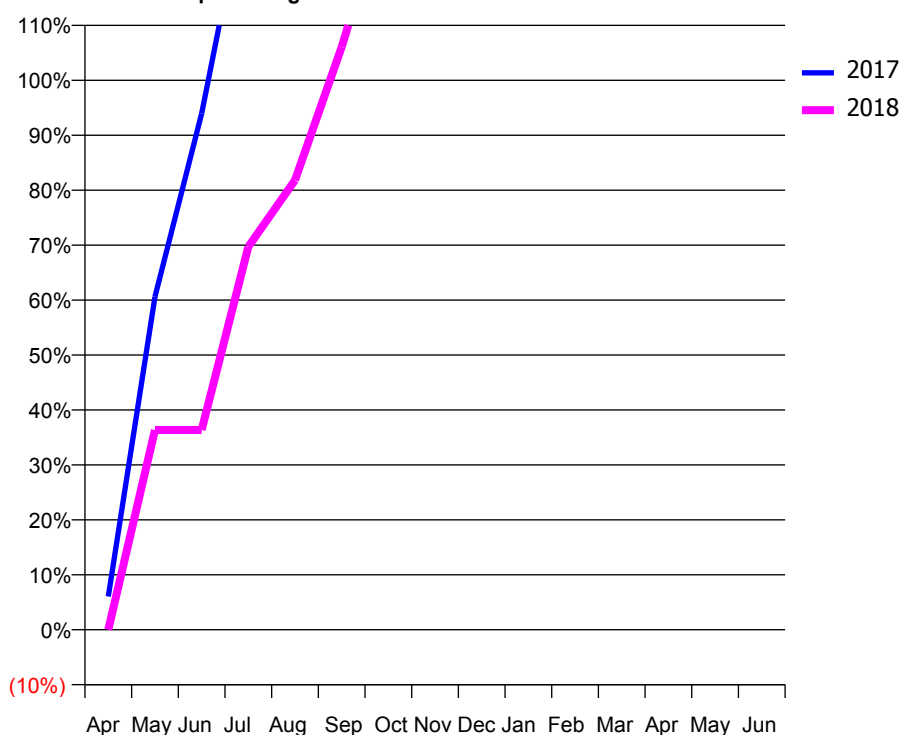
Q49 - Vital Signs Orthodontic At a Glance Contract Report for 214922/0001 - March 2018

Name or company name	MISS AL DAVIDSON	17/18 Contracted general activity (UDA)	650
Contract type name	GDS Contract	Carry forward general activity (UDA)	20
Purpose of contract	General and Orthodontic	17/18 Contracted orthodontic activity (UOA)	33
Contract start date	01/04/2006	Carry forward orthodontic activity (UOA)	0
Contract end date		Baseline contract value	£21,472.87

ACCESS	Contract	England and Wales
24 month ratio of assessments to patient IDs	1.16	1.04

ACTIVITY	Contract
Contract assess and fit appliances (case starts) as a percentage of Area Team case starts	0.0 %

Cumulative percentage of contracted UOA delivered 2017 & 2018



Month	Adjusted Scheduled Activity (UOA)		
	2016	2017	2018
April	0	2	0
May	0	20	12
June	11	31	12
July	23	45	23
August	23	57	27
September	27	65	35
October	34	75	44
November	42	98	45
December	55	102	51
January	63	110	59
February	74	135	72
March	79	136	75
April	82	140	
May	82	140	
June	82	140	

QUALITY (rolling 12 month period)

	Contract Quantity	Contract Base Number	Contract *	Area Team	Region	England
% of all assessments that were assess and fit appliances (case starts)	0	79	0.0%	46.4%	60.9%	60.1%
% of all assessments that were assess and refuse	0	79	0.0%	14.1%	11.2%	11.3%
% of all assessments that were assess and review	79	79	100.0%	39.4%	27.9%	28.6%
% of case starts with a reported IOTN of 3 and Aesthetic Component of 5 or below	0	0	N/A	0.1%	0.1%	0.1%
% of case starts with a reported IOTN of 3 and Aesthetic Component of 6 or above	0	0	N/A	3.1%	3.8%	4.1%
% of case starts with a reported IOTN of 4	0	0	N/A	80.6%	78.4%	77.7%
% of case starts with a reported IOTN of 5	0	0	N/A	14.6%	16.9%	16.8 %
% of concluded courses in receipt of dual-arch fixed appliances	0	0	N/A	71.8%	76.9%	73.8%
% of concluded courses where treatment was abandoned or discontinued	0	0	N/A	8.4%	7.0%	7.0%
% of patients satisfied with the treatment they have received	0	0	N/A	94.2%	96.1%	96.0%

* Figures in italics indicate that the base number is less than 100.

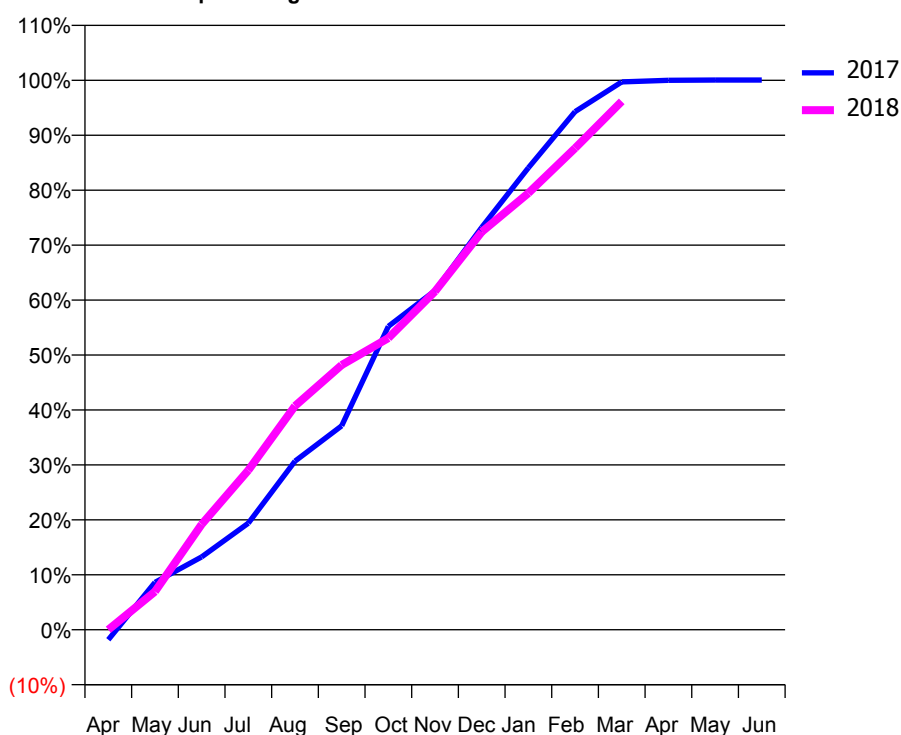
Q49 - Vital Signs Orthodontic At a Glance Contract Report for 214973/0001 - March 2018

Name or company name	MISS SM MATTHEW	17/18 Contracted general activity (UDA)	0
Contract type name	PDS Contract	Carry forward general activity (UDA)	0
Purpose of contract	Orthodontic	17/18 Contracted orthodontic activity (UOA)	2,820
Contract start date	01/04/2006	Carry forward orthodontic activity (UOA)	0
Contract end date	31/03/2018	Baseline contract value	£184,944.75

ACCESS	Contract	England and Wales
24 month ratio of assessments to patient IDs	1.06	1.04

ACTIVITY	Contract
Contract assess and fit appliances (case starts) as a percentage of Area Team case starts	2.0 %

Cumulative percentage of contracted UOA delivered 2017 & 2018



Month	Adjusted Scheduled Activity (UOA)		
	2016	2017	2018
April	-17	-52	0
May	140	243	196
June	479	374	541
July	832	547	819
August	967	865	1,149
September	1,357	1,047	1,359
October	1,540	1,557	1,497
November	1,643	1,741	1,737
December	2,018	2,065	2,042
January	2,212	2,371	2,241
February	2,584	2,659	2,472
March	2,844	2,812	2,712
April	3,002	2,820	
May	3,057	2,821	
June	3,060	2,821	

QUALITY (rolling 12 month period)

	Contract Quantity	Contract Base Number	Contract *	Area Team	Region	England
% of all assessments that were assess and fit appliances (case starts)	122	421	29.0%	46.4%	60.9%	60.1%
% of all assessments that were assess and refuse	68	421	16.2%	14.1%	11.2%	11.3%
% of all assessments that were assess and review	231	421	54.9%	39.4%	27.9%	28.6%
% of case starts with a reported IOTN of 3 and Aesthetic Component of 5 or below	1	122	0.8%	0.1%	0.1%	0.1%
% of case starts with a reported IOTN of 3 and Aesthetic Component of 6 or above	10	122	8.2%	3.1%	3.8%	4.1%
% of case starts with a reported IOTN of 4	88	122	72.1%	80.6%	78.4%	77.7%
% of case starts with a reported IOTN of 5	21	122	17.2%	14.6%	16.9%	16.8%
% of concluded courses in receipt of dual-arch fixed appliances	68	129	52.7%	71.8%	76.9%	73.8%
% of concluded courses where treatment was abandoned or discontinued	23	129	17.8%	8.4%	7.0%	7.0%
% of patients satisfied with the treatment they have received	0	0	N/A	94.2%	96.1%	96.0%

* Figures in italics indicate that the base number is less than 100.

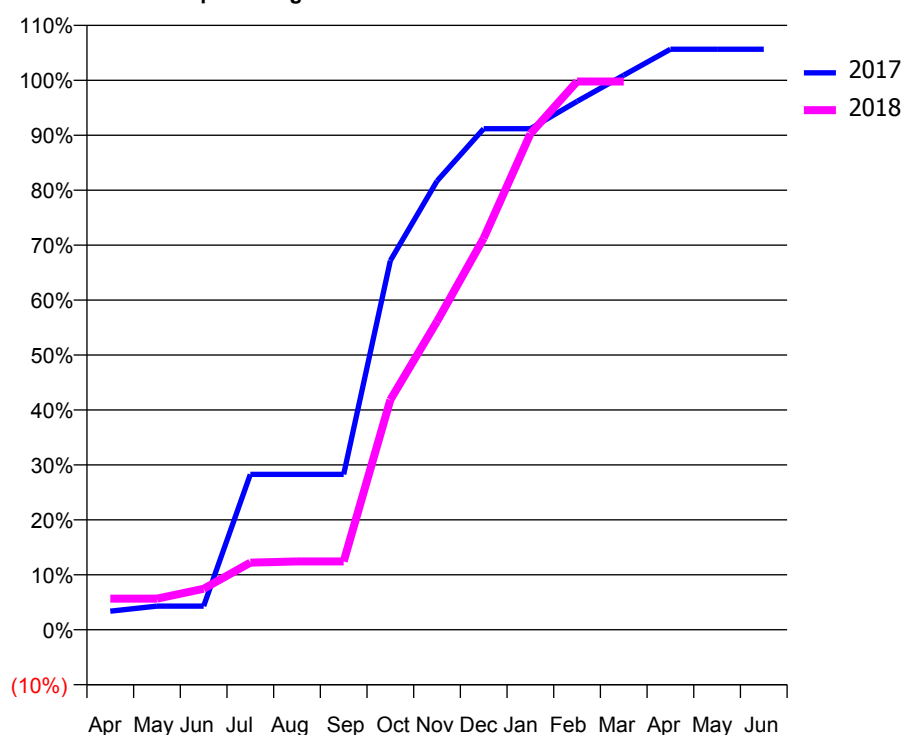
Q49 - Vital Signs Orthodontic At a Glance Contract Report for 215031/0001 - March 2018

Name or company name	MR RJ GOVAN	17/18 Contracted general activity (UDA)	1,100
Contract type name	GDS Contract	Carry forward general activity (UDA)	0
Purpose of contract	General and Orthodontic	17/18 Contracted orthodontic activity (UOA)	442
Contract start date	01/04/2006	Carry forward orthodontic activity (UOA)	-25
Contract end date		Baseline contract value	£47,366.92

ACCESS	Contract	England and Wales
24 month ratio of assessments to patient IDs	1.00	1.04

ACTIVITY	Contract
Contract assess and fit appliances (case starts) as a percentage of Area Team case starts	0.4 %

Cumulative percentage of contracted UOA delivered 2017 & 2018



Month	Adjusted Scheduled Activity (UOA)		
	2016	2017	2018
April	0	15	25
May	21	19	25
June	42	19	33
July	85	125	54
August	85	125	55
September	148	125	55
October	233	297	185
November	298	361	248
December	298	403	315
January	298	403	399
February	362	425	441
March	362	446	441
April	431	467	
May	427	467	
June	427	467	

QUALITY (rolling 12 month period)

	Contract Quantity	Contract Base Number	Contract *	Area Team	Region	England
% of all assessments that were assess and fit appliances (case starts)	24	25	96.0%	46.4%	60.9%	60.1%
% of all assessments that were assess and refuse	0	25	0.0%	14.1%	11.2%	11.3%
% of all assessments that were assess and review	1	25	4.0%	39.4%	27.9%	28.6%
% of case starts with a reported IOTN of 3 and Aesthetic Component of 5 or below	0	24	N/A	0.1%	0.1%	0.1%
% of case starts with a reported IOTN of 3 and Aesthetic Component of 6 or above	0	24	N/A	3.1%	3.8%	4.1%
% of case starts with a reported IOTN of 4	21	24	87.5%	80.6%	78.4%	77.7%
% of case starts with a reported IOTN of 5	3	24	12.5%	14.6%	16.9%	16.8 %
% of concluded courses in receipt of dual-arch fixed appliances	18	30	60.0%	71.8%	76.9%	73.8%
% of concluded courses where treatment was abandoned or discontinued	4	30	13.3%	8.4%	7.0%	7.0%
% of patients satisfied with the treatment they have received	4	4	100.0%	94.2%	96.1%	96.0%

* Figures in italics indicate that the base number is less than 100.

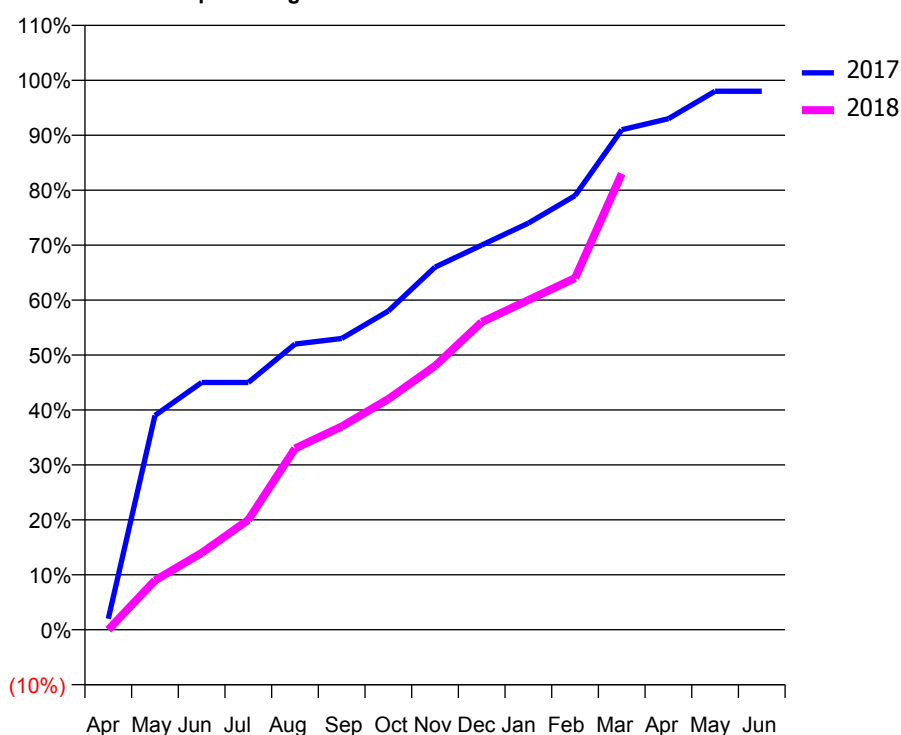
Q49 - Vital Signs Orthodontic At a Glance Contract Report for 219576/0001 - March 2018

Name or company name	MR DJ WHITE	17/18 Contracted general activity (UDA)	29,524
Contract type name	GDS Contract	Carry forward general activity (UDA)	-366
Purpose of contract	General and Orthodontic	17/18 Contracted orthodontic activity (UOA)	100
Contract start date	01/04/2006	Carry forward orthodontic activity (UOA)	2
Contract end date		Baseline contract value	£791,541.31

ACCESS	Contract	England and Wales
24 month ratio of assessments to patient IDs	1.01	1.04

ACTIVITY	Contract
Contract assess and fit appliances (case starts) as a percentage of Area Team case starts	0.0 %

Cumulative percentage of contracted UOA delivered 2017 & 2018



Month	Adjusted Scheduled Activity (UOA)		
	2016	2017	2018
April	1	2	-0
May	8	39	9
June	19	45	14
July	25	45	20
August	30	52	33
September	31	53	37
October	60	58	42
November	83	66	48
December	86	70	56
January	89	74	60
February	92	79	64
March	96	91	83
April	104	93	
May	104	98	
June	104	98	

QUALITY (rolling 12 month period)

	Contract Quantity	Contract Base Number	Contract *	Area Team	Region	England
% of all assessments that were assess and fit appliances (case starts)	0	93	0.0%	46.4%	60.9%	60.1%
% of all assessments that were assess and refuse	0	93	0.0%	14.1%	11.2%	11.3%
% of all assessments that were assess and review	93	93	100.0%	39.4%	27.9%	28.6%
% of case starts with a reported IOTN of 3 and Aesthetic Component of 5 or below	0	0	N/A	0.1%	0.1%	0.1%
% of case starts with a reported IOTN of 3 and Aesthetic Component of 6 or above	0	0	N/A	3.1%	3.8%	4.1%
% of case starts with a reported IOTN of 4	0	0	N/A	80.6%	78.4%	77.7%
% of case starts with a reported IOTN of 5	0	0	N/A	14.6%	16.9%	16.8 %
% of concluded courses in receipt of dual-arch fixed appliances	0	0	N/A	71.8%	76.9%	73.8%
% of concluded courses where treatment was abandoned or discontinued	0	0	N/A	8.4%	7.0%	7.0%
% of patients satisfied with the treatment they have received	0	0	N/A	94.2%	96.1%	96.0%

* Figures in italics indicate that the base number is less than 100.

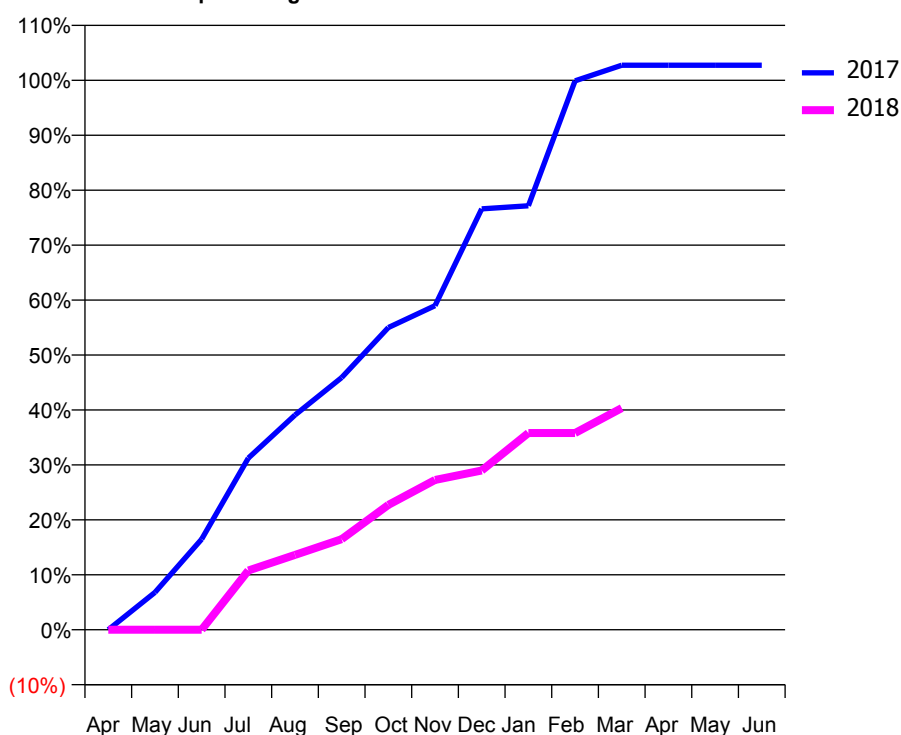
Q49 - Vital Signs Orthodontic At a Glance Contract Report for 245380/0001 - March 2018

Name or company name	MR JI SPEDDING	17/18 Contracted general activity (UDA)	3,500
Contract type name	GDS Contract	Carry forward general activity (UDA)	0
Purpose of contract	General and Orthodontic	17/18 Contracted orthodontic activity (UOA)	176
Contract start date	01/04/2006	Carry forward orthodontic activity (UOA)	0
Contract end date		Baseline contract value	£88,026.56

ACCESS	Contract	England and Wales
24 month ratio of assessments to patient IDs	1.15	1.04

ACTIVITY	Contract
Contract assess and fit appliances (case starts) as a percentage of Area Team case starts	0.0 %

Cumulative percentage of contracted UOA delivered 2017 & 2018



Month	Adjusted Scheduled Activity (UOA)		
	2016	2017	2018
April	0	0	0
May	0	12	0
June	24	29	0
July	63	55	19
August	74	69	24
September	139	81	29
October	166	97	40
November	204	104	48
December	223	135	51
January	234	136	63
February	260	176	63
March	260	181	71
April	260	181	
May	260	181	
June	260	181	

QUALITY (rolling 12 month period)

	Contract Quantity	Contract Base Number	Contract *	Area Team	Region	England
% of all assessments that were assess and fit appliances (case starts)	0	71	0.0%	46.4%	60.9%	60.1%
% of all assessments that were assess and refuse	0	71	0.0%	14.1%	11.2%	11.3%
% of all assessments that were assess and review	71	71	100.0%	39.4%	27.9%	28.6%
% of case starts with a reported IOTN of 3 and Aesthetic Component of 5 or below	0	0	N/A	0.1%	0.1%	0.1%
% of case starts with a reported IOTN of 3 and Aesthetic Component of 6 or above	0	0	N/A	3.1%	3.8%	4.1%
% of case starts with a reported IOTN of 4	0	0	N/A	80.6%	78.4%	77.7%
% of case starts with a reported IOTN of 5	0	0	N/A	14.6%	16.9%	16.8 %
% of concluded courses in receipt of dual-arch fixed appliances	0	0	N/A	71.8%	76.9%	73.8%
% of concluded courses where treatment was abandoned or discontinued	0	0	N/A	8.4%	7.0%	7.0%
% of patients satisfied with the treatment they have received	0	0	N/A	94.2%	96.1%	96.0%

* Figures in italics indicate that the base number is less than 100.

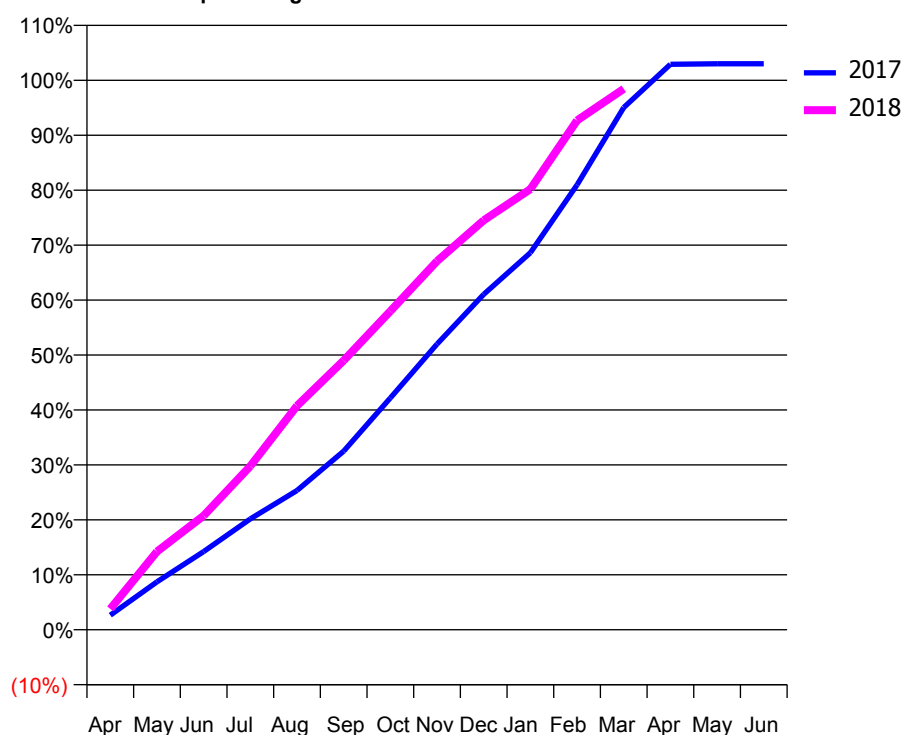
Q49 - Vital Signs Orthodontic At a Glance Contract Report for 253677/0001 - March 2018

Name or company name	MR CD RUSHFORTH	17/18 Contracted general activity (UDA)	0
Contract type name	PDS Contract	Carry forward general activity (UDA)	0
Purpose of contract	Orthodontic	17/18 Contracted orthodontic activity (UOA)	21,746
Contract start date	01/04/2006	Carry forward orthodontic activity (UOA)	0
Contract end date	31/03/2019	Baseline contract value	£1,355,800.61

ACCESS	Contract	England and Wales
24 month ratio of assessments to patient IDs	1.33	1.04

ACTIVITY	Contract
Contract assess and fit appliances (case starts) as a percentage of Area Team case starts	17.1 %

Cumulative percentage of contracted UOA delivered 2017 & 2018



Month	Adjusted Scheduled Activity (UOA)		
	2016	2017	2018
April	95	577	827
May	2,256	1,899	3,096
June	4,087	3,097	4,512
July	6,963	4,389	6,478
August	8,686	5,514	8,865
September	10,427	7,071	10,659
October	12,436	9,176	12,612
November	13,924	11,306	14,587
December	16,403	13,273	16,205
January	17,101	14,919	17,439
February	20,526	17,609	20,158
March	22,826	20,668	21,407
April	23,675	22,375	
May	23,696	22,396	
June	23,696	22,396	

QUALITY (rolling 12 month period)	Contract Quantity	Contract Base Number	Contract *	Area Team	Region	England
% of all assessments that were assess and fit appliances (case starts)	1,055	2,745	38.4%	46.4%	60.9%	60.1%
% of all assessments that were assess and refuse	313	2,745	11.4%	14.1%	11.2%	11.3%
% of all assessments that were assess and review	1,377	2,745	50.2%	39.4%	27.9%	28.6%
% of case starts with a reported IOTN of 3 and Aesthetic Component of 5 or below	3	1,055	0.3%	0.1%	0.1%	0.1%
% of case starts with a reported IOTN of 3 and Aesthetic Component of 6 or above	32	1,055	3.0%	3.1%	3.8%	4.1%
% of case starts with a reported IOTN of 4	778	1,055	73.7%	80.6%	78.4%	77.7%
% of case starts with a reported IOTN of 5	236	1,055	22.4%	14.6%	16.9%	16.8 %
% of concluded courses in receipt of dual-arch fixed appliances	724	855	84.7%	71.8%	76.9%	73.8%
% of concluded courses where treatment was abandoned or discontinued	108	855	12.6%	8.4%	7.0%	7.0%
% of patients satisfied with the treatment they have received	27	28	96.4%	94.2%	96.1%	96.0%

* Figures in italics indicate that the base number is less than 100.

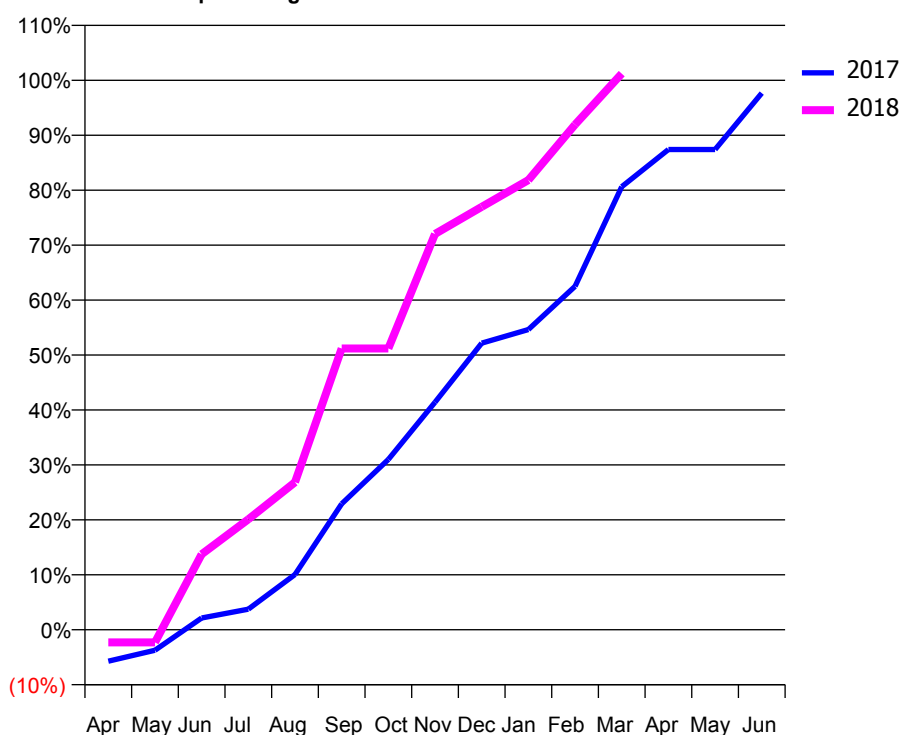
Q49 - Vital Signs Orthodontic At a Glance Contract Report for 270601/0002 - March 2018

Name or company name	MR UM QURESHI	17/18 Contracted general activity (UDA)	0
Contract type name	PDS Contract	Carry forward general activity (UDA)	0
Purpose of contract	Orthodontic	17/18 Contracted orthodontic activity (UOA)	5,376
Contract start date	01/11/2010	Carry forward orthodontic activity (UOA)	125
Contract end date	31/03/2018	Baseline contract value	£362,295.40

ACCESS	Contract	England and Wales
24 month ratio of assessments to patient IDs	1.13	1.04

ACTIVITY	Contract
Contract assess and fit appliances (case starts) as a percentage of Area Team case starts	4.7 %

Cumulative percentage of contracted UOA delivered 2017 & 2018



Month	Adjusted Scheduled Activity (UOA)		
	2016	2017	2018
April	-65	-309	-125
May	97	-201	-125
June	306	115	739
July	601	202	1,081
August	743	541	1,443
September	1,803	1,232	2,752
October	2,045	1,666	2,752
November	2,645	2,226	3,873
December	3,215	2,805	4,138
January	3,483	2,938	4,400
February	5,088	3,361	4,942
March	7,246	4,335	5,441
April	8,664	4,699	
May	9,902	4,699	
June	9,923	5,251	

QUALITY (rolling 12 month period)	Contract Quantity	Contract Base Number	Contract *	Area Team	Region	England
% of all assessments that were assess and fit appliances (case starts)	290	731	39.7%	46.4%	60.9%	60.1%
% of all assessments that were assess and refuse	65	731	8.9%	14.1%	11.2%	11.3%
% of all assessments that were assess and review	376	731	51.4%	39.4%	27.9%	28.6%
% of case starts with a reported IOTN of 3 and Aesthetic Component of 5 or below	0	290	N/A	0.1%	0.1%	0.1%
% of case starts with a reported IOTN of 3 and Aesthetic Component of 6 or above	5	290	1.7%	3.1%	3.8%	4.1%
% of case starts with a reported IOTN of 4	261	290	90.0%	80.6%	78.4%	77.7%
% of case starts with a reported IOTN of 5	19	290	6.6%	14.6%	16.9%	16.8%
% of concluded courses in receipt of dual-arch fixed appliances	240	301	79.7%	71.8%	76.9%	73.8%
% of concluded courses where treatment was abandoned or discontinued	22	301	7.3%	8.4%	7.0%	7.0%
% of patients satisfied with the treatment they have received	7	7	100.0%	94.2%	96.1%	96.0%

* Figures in italics indicate that the base number is less than 100.

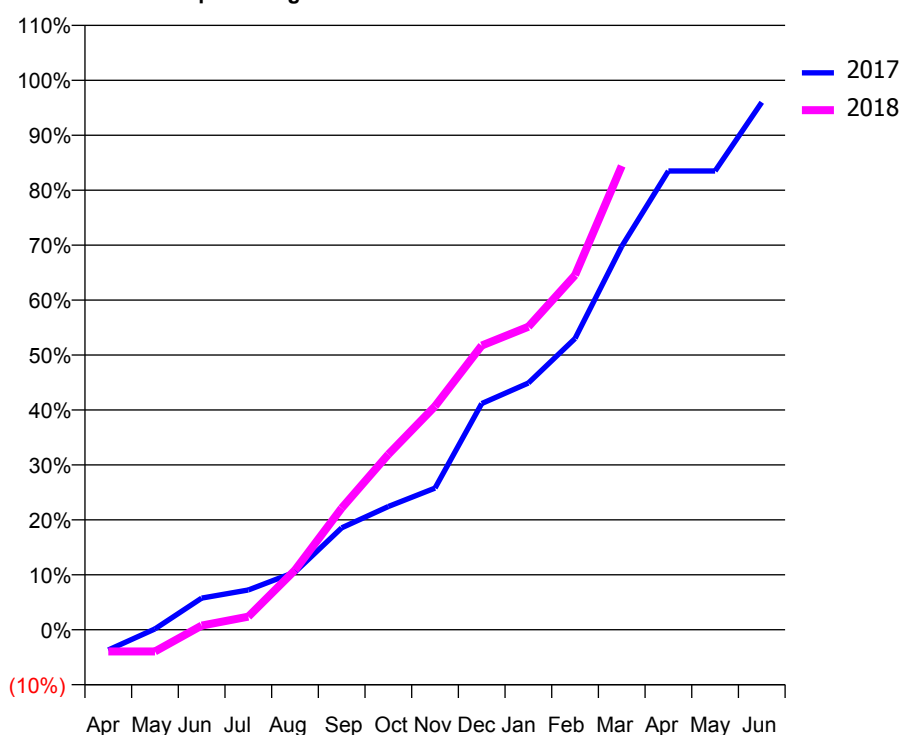
Q49 - Vital Signs Orthodontic At a Glance Contract Report for 270601/0003 - March 2018

Name or company name	MR UM QURESHI	17/18 Contracted general activity (UDA)	0
Contract type name	PDS Contract	Carry forward general activity (UDA)	0
Purpose of contract	Orthodontic	17/18 Contracted orthodontic activity (UOA)	10,753
Contract start date	01/12/2010	Carry forward orthodontic activity (UOA)	427
Contract end date	31/03/2018	Baseline contract value	£722,421.38

ACCESS	Contract	England and Wales
24 month ratio of assessments to patient IDs	1.29	1.04

ACTIVITY	Contract
Contract assess and fit appliances (case starts) as a percentage of Area Team case starts	9.1 %

Cumulative percentage of contracted UOA delivered 2017 & 2018



Month	Adjusted Scheduled Activity (UOA)		
	2016	2017	2018
April	-357	-397	-427
May	-250	16	-427
June	542	620	81
July	954	780	257
August	2,181	1,128	1,169
September	3,708	1,994	2,380
October	4,731	2,412	3,432
November	5,501	2,773	4,374
December	6,592	4,428	5,561
January	7,316	4,828	5,931
February	8,986	5,701	6,940
March	10,790	7,503	9,076
April	12,950	8,979	
May	13,517	8,979	
June	13,518	10,322	

QUALITY (rolling 12 month period)

	Contract Quantity	Contract Base Number	Contract *	Area Team	Region	England
% of all assessments that were assess and fit appliances (case starts)	566	1,262	44.8%	46.4%	60.9%	60.1%
% of all assessments that were assess and refuse	84	1,262	6.7%	14.1%	11.2%	11.3%
% of all assessments that were assess and review	612	1,262	48.5%	39.4%	27.9%	28.6%
% of case starts with a reported IOTN of 3 and Aesthetic Component of 5 or below	0	566	N/A	0.1%	0.1%	0.1%
% of case starts with a reported IOTN of 3 and Aesthetic Component of 6 or above	20	566	3.5%	3.1%	3.8%	4.1%
% of case starts with a reported IOTN of 4	473	566	83.6%	80.6%	78.4%	77.7%
% of case starts with a reported IOTN of 5	71	566	12.5%	14.6%	16.9%	16.8%
% of concluded courses in receipt of dual-arch fixed appliances	446	546	81.7%	71.8%	76.9%	73.8%
% of concluded courses where treatment was abandoned or discontinued	41	546	7.5%	8.4%	7.0%	7.0%
% of patients satisfied with the treatment they have received	18	18	100.0%	94.2%	96.1%	96.0%

* Figures in italics indicate that the base number is less than 100.

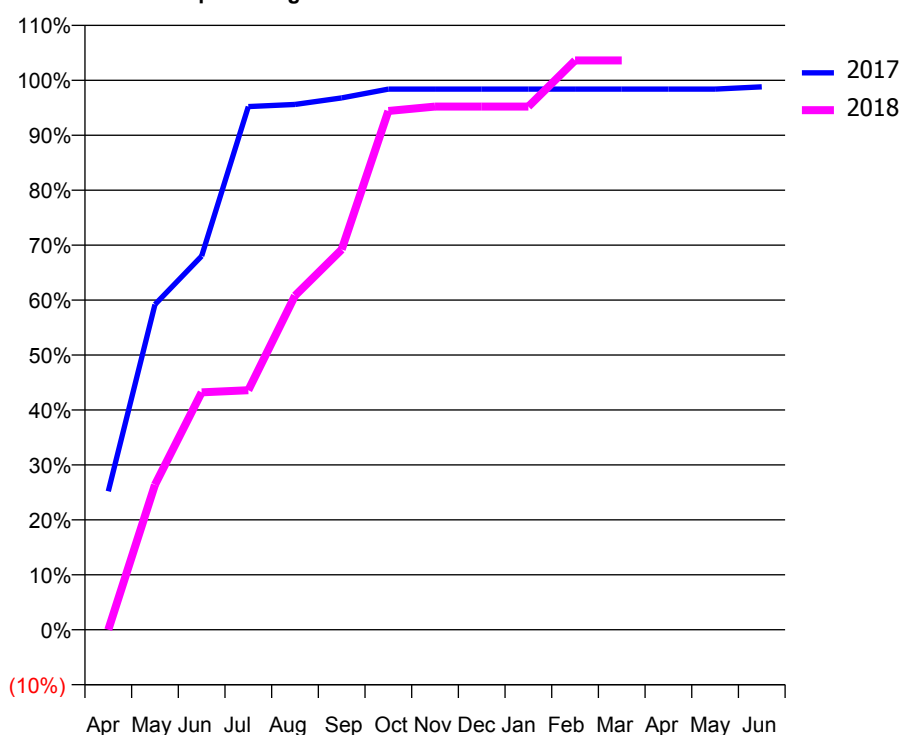
Q49 - Vital Signs Orthodontic At a Glance Contract Report for 329711/0001 - March 2018

Name or company name	MR S NEPALI	17/18 Contracted general activity (UDA)	9,100
Contract type name	GDS Contract	Carry forward general activity (UDA)	0
Purpose of contract	General and Orthodontic	17/18 Contracted orthodontic activity (UOA)	250
Contract start date	01/04/2006	Carry forward orthodontic activity (UOA)	0
Contract end date		Baseline contract value	£231,550.00

ACCESS	Contract	England and Wales
24 month ratio of assessments to patient IDs	1.18	1.04

ACTIVITY	Contract
Contract assess and fit appliances (case starts) as a percentage of Area Team case starts	0.2 %

Cumulative percentage of contracted UOA delivered 2017 & 2018



Month	Adjusted Scheduled Activity (UOA)		
	2016	2017	2018
April	0	63	0
May	0	148	66
June	0	170	108
July	84	238	109
August	106	239	152
September	107	242	173
October	110	246	236
November	138	246	238
December	181	246	238
January	203	246	238
February	249	246	259
March	249	246	259
April	250	246	
May	253	246	
June	253	247	

QUALITY (rolling 12 month period)	Contract Quantity	Contract Base Number	Contract *	Area Team	Region	England
% of all assessments that were assess and fit appliances (case starts)	12	20	60.0%	46.4%	60.9%	60.1%
% of all assessments that were assess and refuse	0	20	0.0%	14.1%	11.2%	11.3%
% of all assessments that were assess and review	8	20	40.0%	39.4%	27.9%	28.6%
% of case starts with a reported IOTN of 3 and Aesthetic Component of 5 or below	0	12	N/A	0.1%	0.1%	0.1%
% of case starts with a reported IOTN of 3 and Aesthetic Component of 6 or above	1	12	8.3%	3.1%	3.8%	4.1%
% of case starts with a reported IOTN of 4	9	12	75.0%	80.6%	78.4%	77.7%
% of case starts with a reported IOTN of 5	2	12	16.7%	14.6%	16.9%	16.8%
% of concluded courses in receipt of dual-arch fixed appliances	0	0	N/A	71.8%	76.9%	73.8%
% of concluded courses where treatment was abandoned or discontinued	0	0	N/A	8.4%	7.0%	7.0%
% of patients satisfied with the treatment they have received	1	1	100.0%	94.2%	96.1%	96.0%

* Figures in italics indicate that the base number is less than 100.

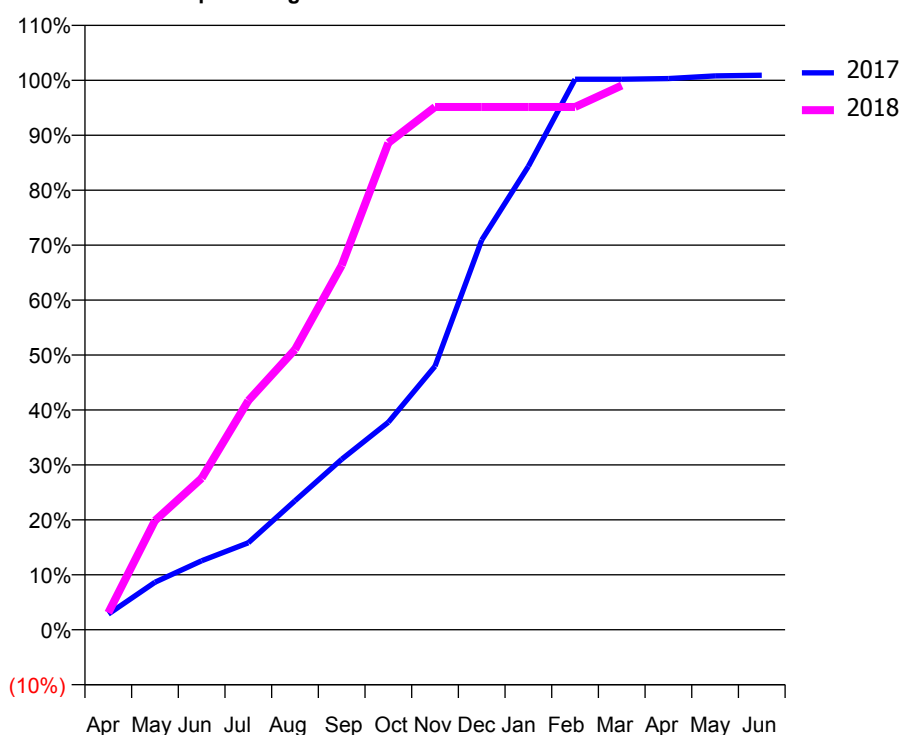
Q49 - Vital Signs Orthodontic At a Glance Contract Report for 573639/0005 - March 2018

Name or company name	Windmill (Heaton) Orthodontics Ltd	17/18 Contracted general activity (UDA)	0
Contract type name	PDS Contract	Carry forward general activity (UDA)	0
Purpose of contract	Orthodontic	17/18 Contracted orthodontic activity (UOA)	16,923
Contract start date	01/04/2012	Carry forward orthodontic activity (UOA)	155
Contract end date	31/03/2019	Baseline contract value	£941,310.54

ACCESS	Contract	England and Wales
24 month ratio of assessments to patient IDs	1.19	1.04

ACTIVITY	Contract
Contract assess and fit appliances (case starts) as a percentage of Area Team case starts	12.5 %

Cumulative percentage of contracted UOA delivered 2017 & 2018



Month	Adjusted Scheduled Activity (UOA)		
	2016	2017	2018
April	0	484	525
May	145	1,466	3,363
June	437	2,126	4,666
July	1,191	2,680	7,059
August	2,090	3,973	8,629
September	3,164	5,249	11,221
October	5,374	6,391	14,994
November	7,116	8,116	16,101
December	11,802	12,000	16,101
January	12,393	14,271	16,101
February	15,870	16,955	16,101
March	21,269	16,955	16,762
April	21,987	16,976	
May	22,135	17,058	
June	22,190	17,078	

QUALITY (rolling 12 month period)

	Contract Quantity	Contract Base Number	Contract *	Area Team	Region	England
% of all assessments that were assess and fit appliances (case starts)	772	2,129	36.3%	46.4%	60.9%	60.1%
% of all assessments that were assess and refuse	301	2,129	14.1%	14.1%	11.2%	11.3%
% of all assessments that were assess and review	1,056	2,129	49.6%	39.4%	27.9%	28.6%
% of case starts with a reported IOTN of 3 and Aesthetic Component of 5 or below	1	772	0.1%	0.1%	0.1%	0.1%
% of case starts with a reported IOTN of 3 and Aesthetic Component of 6 or above	26	772	3.4%	3.1%	3.8%	4.1%
% of case starts with a reported IOTN of 4	609	772	78.9%	80.6%	78.4%	77.7%
% of case starts with a reported IOTN of 5	136	772	17.6%	14.6%	16.9%	16.8 %
% of concluded courses in receipt of dual-arch fixed appliances	142	649	21.9%	71.8%	76.9%	73.8%
% of concluded courses where treatment was abandoned or discontinued	15	649	2.3%	8.4%	7.0%	7.0%
% of patients satisfied with the treatment they have received	14	15	93.3%	94.2%	96.1%	96.0%

* Figures in italics indicate that the base number is less than 100.

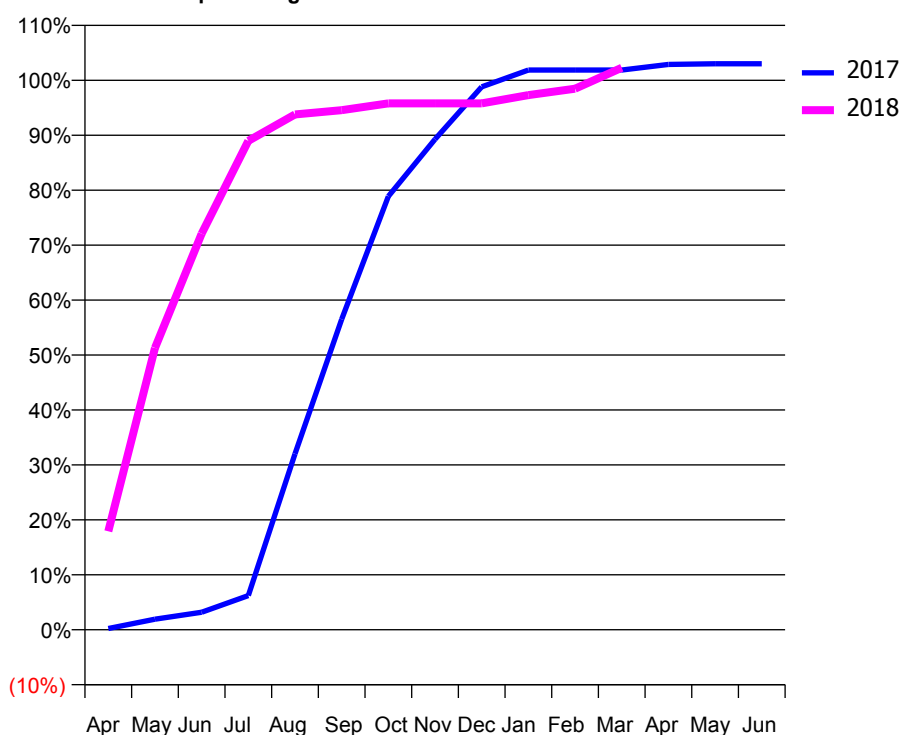
Q49 - Vital Signs Orthodontic At a Glance Contract Report for 573639/0006 - March 2018

Name or company name	MR SB PABARY	17/18 Contracted general activity (UDA)	0
Contract type name	PDS Contract	Carry forward general activity (UDA)	0
Purpose of contract	Orthodontic	17/18 Contracted orthodontic activity (UOA)	9,464
Contract start date	01/04/2013	Carry forward orthodontic activity (UOA)	-284
Contract end date	31/03/2019	Baseline contract value	£523,789.90

ACCESS	Contract	England and Wales
24 month ratio of assessments to patient IDs	1.01	1.04

ACTIVITY	Contract
Contract assess and fit appliances (case starts) as a percentage of Area Team case starts	6.8 %

Cumulative percentage of contracted UOA delivered 2017 & 2018



Month	Adjusted Scheduled Activity (UOA)		
	2016	2017	2018
April	-38	21	1,697
May	2,222	183	4,854
June	3,716	302	6,821
July	5,543	589	8,420
August	6,612	3,031	8,875
September	8,074	5,347	8,949
October	9,435	7,466	9,065
November	10,086	8,448	9,065
December	12,103	9,350	9,065
January	12,765	9,639	9,208
February	12,802	9,639	9,318
March	12,882	9,639	9,680
April	12,972	9,736	
May	12,971	9,749	
June	13,012	9,748	

QUALITY (rolling 12 month period)

	Contract Quantity	Contract Base Number	Contract *	Area Team	Region	England
% of all assessments that were assess and fit appliances (case starts)	422	1,177	35.9%	46.4%	60.9%	60.1%
% of all assessments that were assess and refuse	617	1,177	52.4%	14.1%	11.2%	11.3%
% of all assessments that were assess and review	138	1,177	11.7%	39.4%	27.9%	28.6%
% of case starts with a reported IOTN of 3 and Aesthetic Component of 5 or below	2	422	0.5%	0.1%	0.1%	0.1%
% of case starts with a reported IOTN of 3 and Aesthetic Component of 6 or above	32	422	7.6%	3.1%	3.8%	4.1%
% of case starts with a reported IOTN of 4	294	422	69.7%	80.6%	78.4%	77.7%
% of case starts with a reported IOTN of 5	90	422	21.3%	14.6%	16.9%	16.8%
% of concluded courses in receipt of dual-arch fixed appliances	259	394	65.7%	71.8%	76.9%	73.8%
% of concluded courses where treatment was abandoned or discontinued	34	394	8.6%	8.4%	7.0%	7.0%
% of patients satisfied with the treatment they have received	15	16	93.8%	94.2%	96.1%	96.0%

* Figures in italics indicate that the base number is less than 100.

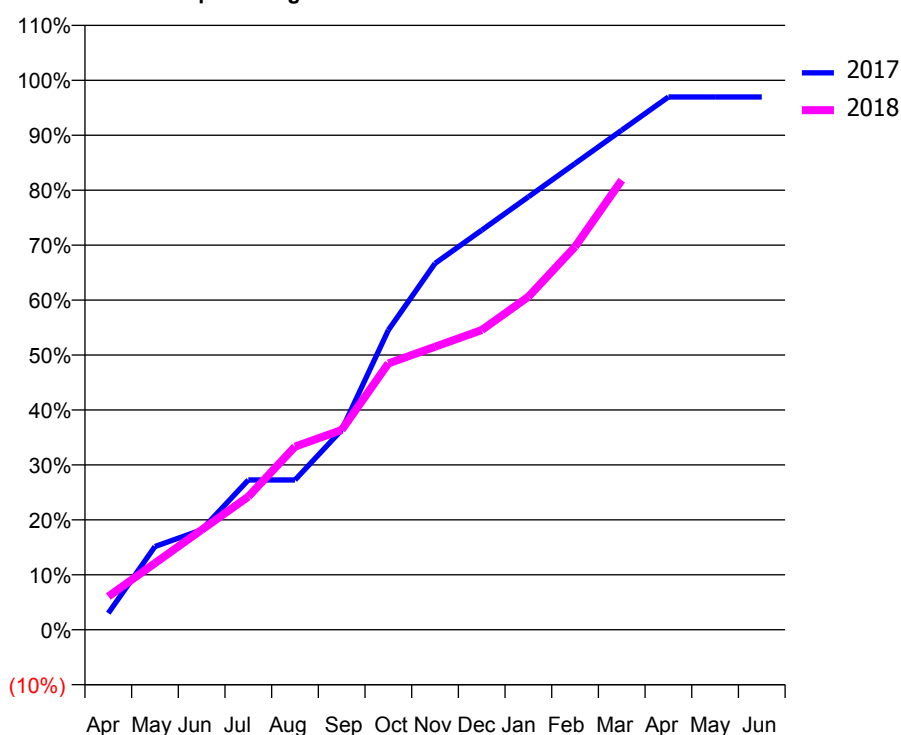
Q49 - Vital Signs Orthodontic At a Glance Contract Report for 574112/0001 - March 2018

Name or company name	Vine, Williamson and Hall	17/18 Contracted general activity (UDA)	40,129
Contract type name	GDS Contract	Carry forward general activity (UDA)	644
Purpose of contract	General and Orthodontic	17/18 Contracted orthodontic activity (UOA)	33
Contract start date	01/04/2006	Carry forward orthodontic activity (UOA)	0
Contract end date		Baseline contract value	£1,029,809.09

ACCESS	Contract	England and Wales
24 month ratio of assessments to patient IDs	1.03	1.04

ACTIVITY	Contract
Contract assess and fit appliances (case starts) as a percentage of Area Team case starts	0.0 %

Cumulative percentage of contracted UOA delivered 2017 & 2018



Month	Adjusted Scheduled Activity (UOA)		
	2016	2017	2018
April	0	1	2
May	1	5	4
June	7	6	6
July	10	9	8
August	11	9	11
September	12	12	12
October	14	18	16
November	15	22	17
December	16	24	18
January	20	26	20
February	30	28	23
March	36	30	27
April	38	32	
May	38	32	
June	38	32	

QUALITY (rolling 12 month period)

	Contract Quantity	Contract Base Number	Contract *	Area Team	Region	England
% of all assessments that were assess and fit appliances (case starts)	0	30	0.0%	46.4%	60.9%	60.1%
% of all assessments that were assess and refuse	0	30	0.0%	14.1%	11.2%	11.3%
% of all assessments that were assess and review	30	30	100.0%	39.4%	27.9%	28.6%
% of case starts with a reported IOTN of 3 and Aesthetic Component of 5 or below	0	0	N/A	0.1%	0.1%	0.1%
% of case starts with a reported IOTN of 3 and Aesthetic Component of 6 or above	0	0	N/A	3.1%	3.8%	4.1%
% of case starts with a reported IOTN of 4	0	0	N/A	80.6%	78.4%	77.7%
% of case starts with a reported IOTN of 5	0	0	N/A	14.6%	16.9%	16.8 %
% of concluded courses in receipt of dual-arch fixed appliances	0	0	N/A	71.8%	76.9%	73.8%
% of concluded courses where treatment was abandoned or discontinued	0	0	N/A	8.4%	7.0%	7.0%
% of patients satisfied with the treatment they have received	0	0	N/A	94.2%	96.1%	96.0%

* Figures in italics indicate that the base number is less than 100.

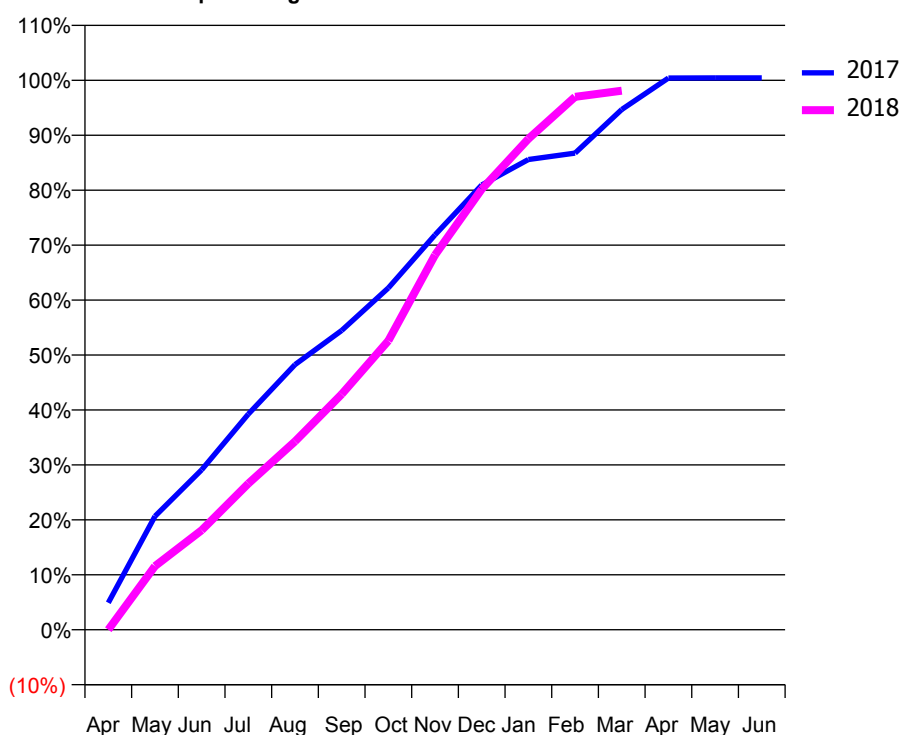
Q49 - Vital Signs Orthodontic At a Glance Contract Report for 575585/0001 - March 2018

Name or company name	MRS CA TAYLOR	17/18 Contracted general activity (UDA)	0
Contract type name	PDS Contract	Carry forward general activity (UDA)	0
Purpose of contract	Orthodontic	17/18 Contracted orthodontic activity (UOA)	4,335
Contract start date	21/03/2015	Carry forward orthodontic activity (UOA)	0
Contract end date	31/03/2019	Baseline contract value	£285,081.44

ACCESS	Contract	England and Wales
24 month ratio of assessments to patient IDs	1.07	1.04

ACTIVITY	Contract
Contract assess and fit appliances (case starts) as a percentage of Area Team case starts	3.4 %

Cumulative percentage of contracted UOA delivered 2017 & 2018



Month	Adjusted Scheduled Activity (UOA)		
	2016	2017	2018
April	-18	262	0
May	49	1,104	503
June	667	1,555	786
July	1,084	2,097	1,154
August	1,537	2,578	1,486
September	1,732	2,911	1,859
October	2,178	3,324	2,281
November	2,789	3,840	2,956
December	3,414	4,325	3,475
January	3,689	4,572	3,872
February	4,368	4,635	4,204
March	4,531	5,058	4,252
April	4,775	5,364	
May	4,775	5,366	
June	4,775	5,366	

QUALITY (rolling 12 month period)

	Contract Quantity	Contract Base Number	Contract *	Area Team	Region	England
% of all assessments that were assess and fit appliances (case starts)	212	463	45.8%	46.4%	60.9%	60.1%
% of all assessments that were assess and refuse	32	463	6.9%	14.1%	11.2%	11.3%
% of all assessments that were assess and review	219	463	47.3%	39.4%	27.9%	28.6%
% of case starts with a reported IOTN of 3 and Aesthetic Component of 5 or below	0	212	N/A	0.1%	0.1%	0.1%
% of case starts with a reported IOTN of 3 and Aesthetic Component of 6 or above	33	212	15.6%	3.1%	3.8%	4.1%
% of case starts with a reported IOTN of 4	143	212	67.5%	80.6%	78.4%	77.7%
% of case starts with a reported IOTN of 5	31	212	14.6%	14.6%	16.9%	16.8%
% of concluded courses in receipt of dual-arch fixed appliances	187	217	86.2%	71.8%	76.9%	73.8%
% of concluded courses where treatment was abandoned or discontinued	16	217	7.4%	8.4%	7.0%	7.0%
% of patients satisfied with the treatment they have received	0	0	N/A	94.2%	96.1%	96.0%

* Figures in italics indicate that the base number is less than 100.

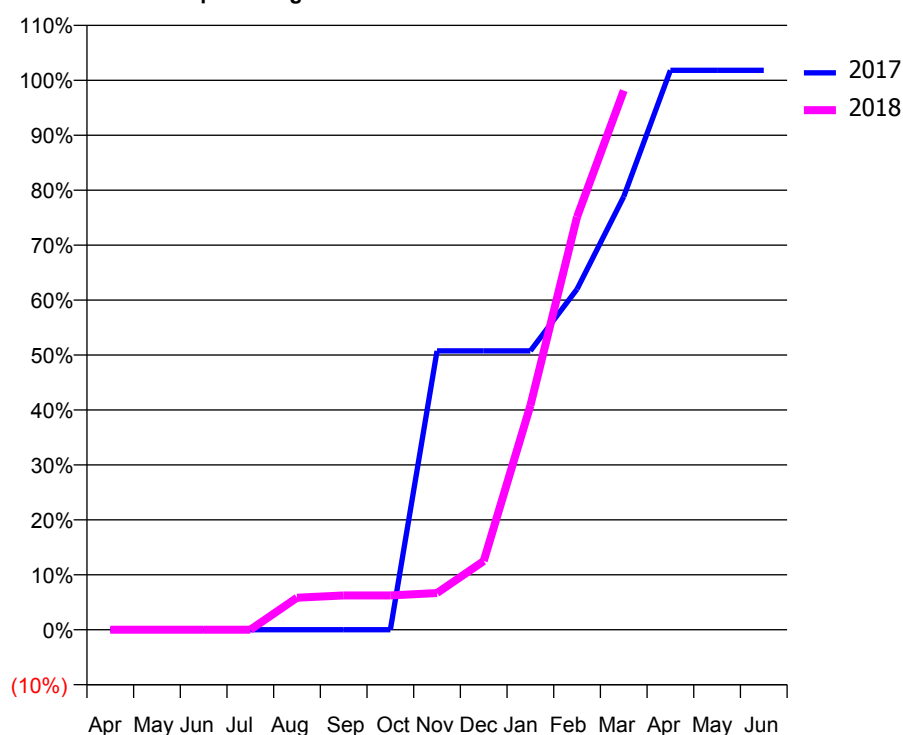
Q49 - Vital Signs Orthodontic At a Glance Contract Report for 653314/0001 - March 2018

Name or company name	MR JN BUTTERWORTH	17/18 Contracted general activity (UDA)	19,662
Contract type name	GDS Contract	Carry forward general activity (UDA)	419
Purpose of contract	General and Orthodontic	17/18 Contracted orthodontic activity (UOA)	374
Contract start date	01/04/2006	Carry forward orthodontic activity (UOA)	0
Contract end date		Baseline contract value	£472,446.80

ACCESS	Contract	England and Wales
24 month ratio of assessments to patient IDs	1.00	1.04

ACTIVITY	Contract
Contract assess and fit appliances (case starts) as a percentage of Area Team case starts	0.3 %

Cumulative percentage of contracted UOA delivered 2017 & 2018



Month	Adjusted Scheduled Activity (UOA)		
	2016	2017	2018
April	0	0	0
May	1	0	0
June	1	0	0
July	5	0	0
August	5	0	22
September	5	0	23
October	5	0	23
November	27	190	25
December	343	190	47
January	343	190	153
February	343	232	281
March	347	295	367
April	351	381	
May	351	381	
June	351	381	

QUALITY (rolling 12 month period)

	Contract Quantity	Contract Base Number	Contract *	Area Team	Region	England
% of all assessments that were assess and fit appliances (case starts)	21	23	91.3%	46.4%	60.9%	60.1%
% of all assessments that were assess and refuse	0	23	0.0%	14.1%	11.2%	11.3%
% of all assessments that were assess and review	2	23	8.7%	39.4%	27.9%	28.6%
% of case starts with a reported IOTN of 3 and Aesthetic Component of 5 or below	0	21	N/A	0.1%	0.1%	0.1%
% of case starts with a reported IOTN of 3 and Aesthetic Component of 6 or above	0	21	N/A	3.1%	3.8%	4.1%
% of case starts with a reported IOTN of 4	16	21	76.2%	80.6%	78.4%	77.7%
% of case starts with a reported IOTN of 5	5	21	23.8%	14.6%	16.9%	16.8 %
% of concluded courses in receipt of dual-arch fixed appliances	0	0	N/A	71.8%	76.9%	73.8%
% of concluded courses where treatment was abandoned or discontinued	0	0	N/A	8.4%	7.0%	7.0%
% of patients satisfied with the treatment they have received	0	0	N/A	94.2%	96.1%	96.0%

* Figures in italics indicate that the base number is less than 100.

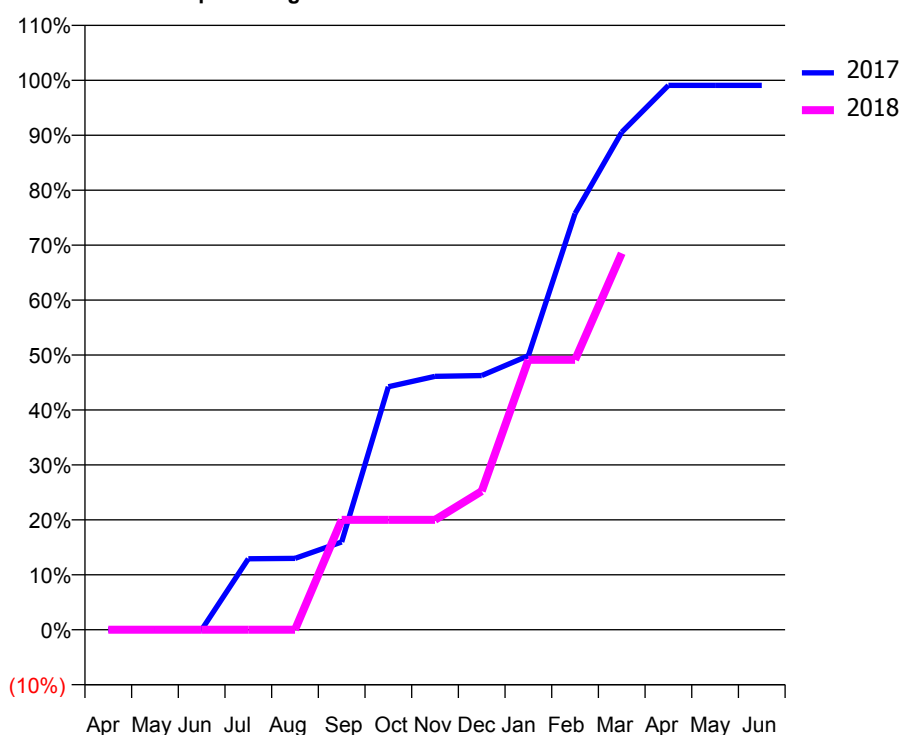
Q49 - Vital Signs Orthodontic At a Glance Contract Report for 660957/0002 - March 2018

Name or company name	MR CJ BARR	17/18 Contracted general activity (UDA)	200
Contract type name	GDS Contract	Carry forward general activity (UDA)	0
Purpose of contract	General and Orthodontic	17/18 Contracted orthodontic activity (UOA)	2,548
Contract start date	17/03/2012	Carry forward orthodontic activity (UOA)	0
Contract end date		Baseline contract value	£173,643.23

ACCESS	Contract	England and Wales
24 month ratio of assessments to patient IDs	1.36	1.04

ACTIVITY	Contract
Contract assess and fit appliances (case starts) as a percentage of Area Team case starts	1.4 %

Cumulative percentage of contracted UOA delivered 2017 & 2018



Month	Adjusted Scheduled Activity (UOA)		
	2016	2017	2018
April	0	0	0
May	168	0	0
June	168	0	0
July	168	329	0
August	232	331	0
September	904	407	510
October	1,174	1,127	510
November	1,175	1,175	510
December	1,643	1,179	643
January	1,643	1,271	1,252
February	1,810	1,930	1,252
March	2,234	2,307	1,746
April	2,462	2,524	
May	2,462	2,524	
June	2,462	2,524	

QUALITY (rolling 12 month period)

	Contract Quantity	Contract Base Number	Contract *	Area Team	Region	England
% of all assessments that were assess and fit appliances (case starts)	89	194	45.9%	46.4%	60.9%	60.1%
% of all assessments that were assess and refuse	10	194	5.2%	14.1%	11.2%	11.3%
% of all assessments that were assess and review	95	194	49.0%	39.4%	27.9%	28.6%
% of case starts with a reported IOTN of 3 and Aesthetic Component of 5 or below	0	89	<i>N/A</i>	0.1%	0.1%	0.1%
% of case starts with a reported IOTN of 3 and Aesthetic Component of 6 or above	0	89	<i>N/A</i>	3.1%	3.8%	4.1%
% of case starts with a reported IOTN of 4	86	89	96.6%	80.6%	78.4%	77.7%
% of case starts with a reported IOTN of 5	3	89	3.4%	14.6%	16.9%	16.8 %
% of concluded courses in receipt of dual-arch fixed appliances	0	0	<i>N/A</i>	71.8%	76.9%	73.8%
% of concluded courses where treatment was abandoned or discontinued	0	0	<i>N/A</i>	8.4%	7.0%	7.0%
% of patients satisfied with the treatment they have received	3	3	100.0%	94.2%	96.1%	96.0%

* Figures in italics indicate that the base number is less than 100.

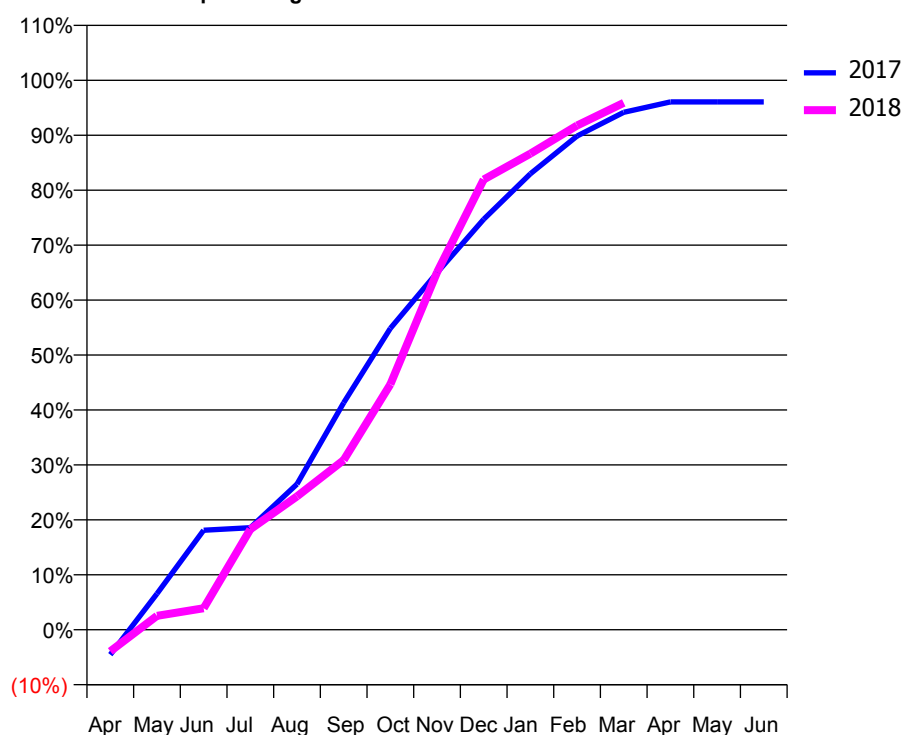
Q49 - Vital Signs Orthodontic At a Glance Contract Report for 713023/0001 - March 2018

Name or company name	DR RS HOBSON	17/18 Contracted general activity (UDA)	0
Contract type name	PDS Contract	Carry forward general activity (UDA)	0
Purpose of contract	Orthodontic	17/18 Contracted orthodontic activity (UOA)	4,600
Contract start date	01/07/2010	Carry forward orthodontic activity (UOA)	181
Contract end date	31/03/2020	Baseline contract value	£305,612.38

ACCESS	Contract	England and Wales
24 month ratio of assessments to patient IDs	1.03	1.04

ACTIVITY	Contract
Contract assess and fit appliances (case starts) as a percentage of Area Team case starts	3.6 %

Cumulative percentage of contracted UOA delivered 2017 & 2018



Month	Adjusted Scheduled Activity (UOA)		
	2016	2017	2018
April	-95	-209	-181
May	-73	302	117
June	16	833	180
July	208	855	841
August	356	1,219	1,117
September	461	1,901	1,420
October	2,040	2,523	2,055
November	3,098	2,989	2,992
December	3,587	3,436	3,769
January	4,116	3,817	3,986
February	4,625	4,133	4,221
March	5,772	4,332	4,411
April	6,428	4,419	
May	6,428	4,419	
June	6,428	4,419	

QUALITY (rolling 12 month period)

	Contract Quantity	Contract Base Number	Contract *	Area Team	Region	England
% of all assessments that were assess and fit appliances (case starts)	225	271	83.0%	46.4%	60.9%	60.1%
% of all assessments that were assess and refuse	4	271	1.5%	14.1%	11.2%	11.3%
% of all assessments that were assess and review	42	271	15.5%	39.4%	27.9%	28.6%
% of case starts with a reported IOTN of 3 and Aesthetic Component of 5 or below	0	225	N/A	0.1%	0.1%	0.1%
% of case starts with a reported IOTN of 3 and Aesthetic Component of 6 or above	6	225	2.7%	3.1%	3.8%	4.1%
% of case starts with a reported IOTN of 4	199	225	88.4%	80.6%	78.4%	77.7%
% of case starts with a reported IOTN of 5	20	225	8.9%	14.6%	16.9%	16.8 %
% of concluded courses in receipt of dual-arch fixed appliances	28	92	30.4%	71.8%	76.9%	73.8%
% of concluded courses where treatment was abandoned or discontinued	6	92	6.5%	8.4%	7.0%	7.0%
% of patients satisfied with the treatment they have received	4	5	80.0%	94.2%	96.1%	96.0%

* Figures in italics indicate that the base number is less than 100.

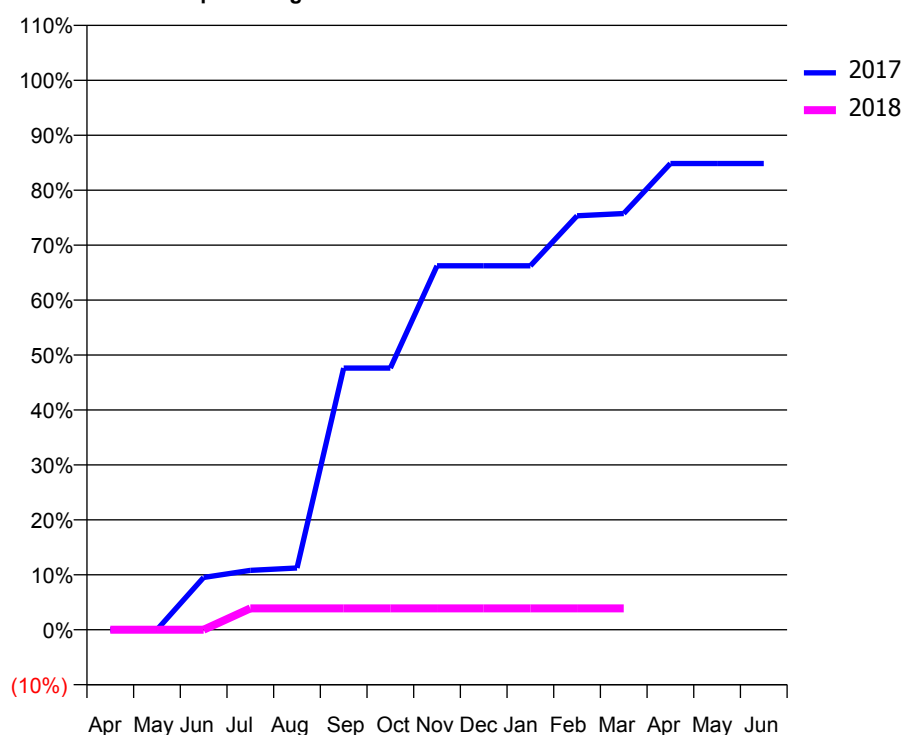
Q49 - Vital Signs Orthodontic At a Glance Contract Report for 729566/0001 - March 2018

Name or company name	MR IF DAVIDSON	17/18 Contracted general activity (UDA)	8,708
Contract type name	GDS Contract	Carry forward general activity (UDA)	0
Purpose of contract	General and Orthodontic	17/18 Contracted orthodontic activity (UOA)	539
Contract start date	01/04/2006	Carry forward orthodontic activity (UOA)	0
Contract end date		Baseline contract value	£249,723.70

ACCESS	Contract	England and Wales
24 month ratio of assessments to patient IDs	1.00	1.04

ACTIVITY	Contract
Contract assess and fit appliances (case starts) as a percentage of Area Team case starts	0.0 %

Cumulative percentage of contracted UOA delivered 2017 & 2018



Month	Adjusted Scheduled Activity (UOA)		
	2016	2017	2018
April	0	0	0
May	0	0	0
June	63	22	0
July	127	25	21
August	127	26	21
September	170	110	21
October	191	110	21
November	191	153	21
December	212	153	21
January	233	153	21
February	422	174	21
March	445	175	21
April	468	196	
May	510	196	
June	510	196	

QUALITY (rolling 12 month period)

	Contract Quantity	Contract Base Number	Contract *	Area Team	Region	England
% of all assessments that were assess and fit appliances (case starts)	2	2	100.0%	46.4%	60.9%	60.1%
% of all assessments that were assess and refuse	0	2	0.0%	14.1%	11.2%	11.3%
% of all assessments that were assess and review	0	2	0.0%	39.4%	27.9%	28.6%
% of case starts with a reported IOTN of 3 and Aesthetic Component of 5 or below	0	2	N/A	0.1%	0.1%	0.1%
% of case starts with a reported IOTN of 3 and Aesthetic Component of 6 or above	0	2	N/A	3.1%	3.8%	4.1%
% of case starts with a reported IOTN of 4	2	2	100.0%	80.6%	78.4%	77.7%
% of case starts with a reported IOTN of 5	0	2	N/A	14.6%	16.9%	16.8 %
% of concluded courses in receipt of dual-arch fixed appliances	0	13	N/A	71.8%	76.9%	73.8%
% of concluded courses where treatment was abandoned or discontinued	2	13	15.4%	8.4%	7.0%	7.0%
% of patients satisfied with the treatment they have received	0	0	N/A	94.2%	96.1%	96.0%

* Figures in italics indicate that the base number is less than 100.

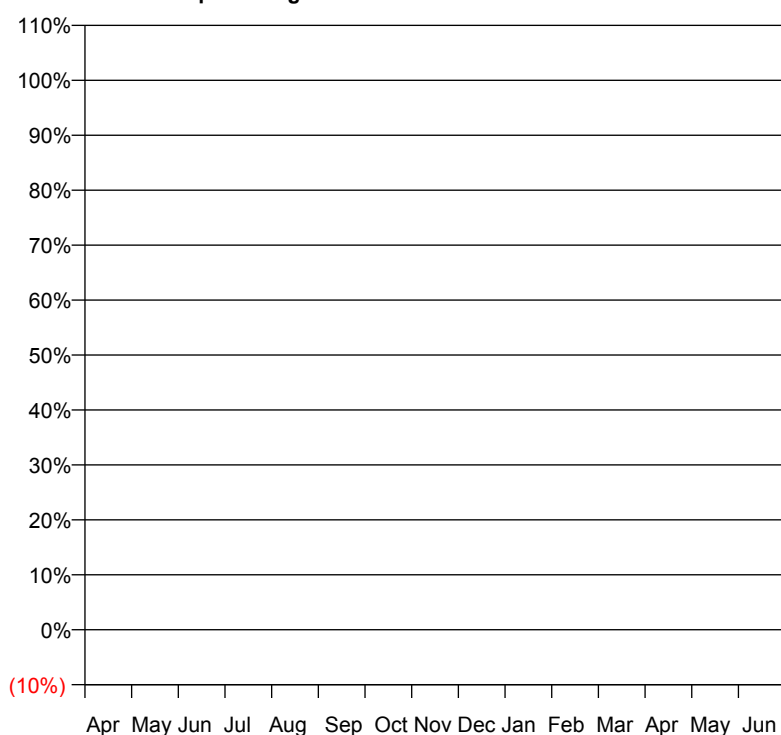
Q49 - Vital Signs Orthodontic At a Glance Contract Report for 730696/0001 - March 2018

Name or company name	Pearsons Dental Practice Partnership	17/18 Contracted general activity (UDA)	19,103
Contract type name	GDS Contract	Carry forward general activity (UDA)	-120
Purpose of contract	General and Orthodontic	17/18 Contracted orthodontic activity (UOA)	0
Contract start date	01/04/2006	Carry forward orthodontic activity (UOA)	0
Contract end date		Baseline contract value	£469,324.69

ACCESS	Contract	England and Wales
24 month ratio of assessments to patient IDs	1.00	1.04

ACTIVITY	Contract
Contract assess and fit appliances (case starts) as a percentage of Area Team case starts	0.0 %

Cumulative percentage of contracted UOA delivered 2017 & 2018



Month	Adjusted Scheduled Activity (UOA)		
	2016	2017	2018
April	0	3	0
May	44	4	0
June	48	6	0
July	116	49	0
August	147	70	1
September	190	95	1
October	191	98	1
November	194	142	1
December	217	143	1
January	217	169	1
February	249	173	1
March	255	175	1
April	255	176	
May	255	176	
June	255	176	

QUALITY (rolling 12 month period)

	Contract Quantity	Contract Base Number	Contract *	Area Team	Region	England
% of all assessments that were assess and fit appliances (case starts)	0	2	0.0%	46.4%	60.9%	60.1%
% of all assessments that were assess and refuse	0	2	0.0%	14.1%	11.2%	11.3%
% of all assessments that were assess and review	2	2	100.0%	39.4%	27.9%	28.6%
% of case starts with a reported IOTN of 3 and Aesthetic Component of 5 or below	0	0	N/A	0.1%	0.1%	0.1%
% of case starts with a reported IOTN of 3 and Aesthetic Component of 6 or above	0	0	N/A	3.1%	3.8%	4.1%
% of case starts with a reported IOTN of 4	0	0	N/A	80.6%	78.4%	77.7%
% of case starts with a reported IOTN of 5	0	0	N/A	14.6%	16.9%	16.8 %
% of concluded courses in receipt of dual-arch fixed appliances	0	2	N/A	71.8%	76.9%	73.8%
% of concluded courses where treatment was abandoned or discontinued	0	2	0.0%	8.4%	7.0%	7.0%
% of patients satisfied with the treatment they have received	0	0	N/A	94.2%	96.1%	96.0%

* Figures in italics indicate that the base number is less than 100.

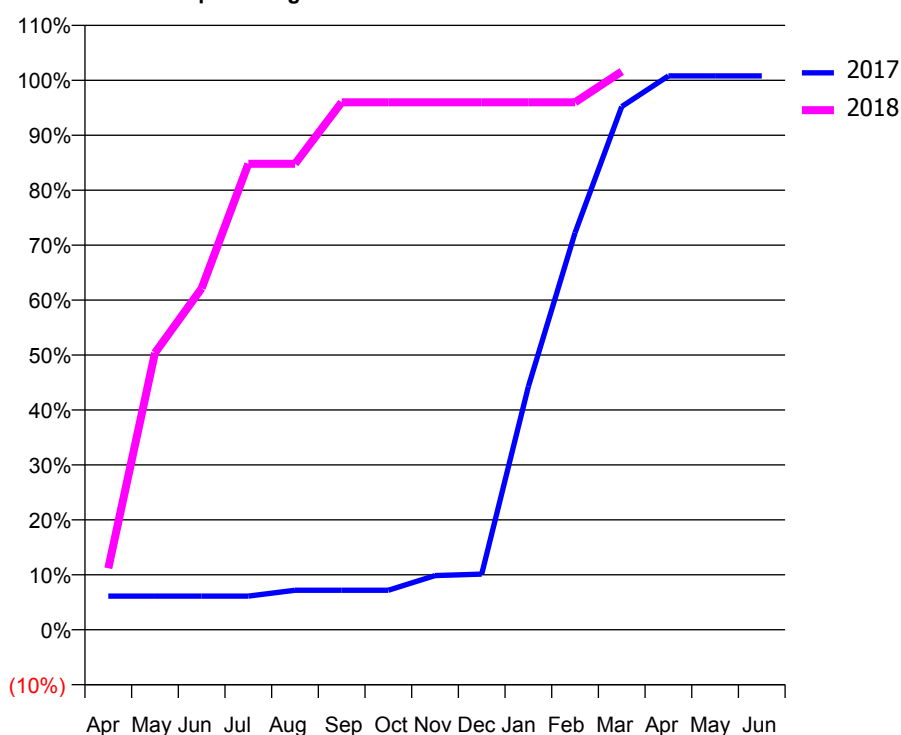
Q49 - Vital Signs Orthodontic At a Glance Contract Report for 784540/0001 - March 2018

Name or company name	JL and VA Gamon	17/18 Contracted general activity (UDA)	13,247
Contract type name	GDS Contract	Carry forward general activity (UDA)	-265
Purpose of contract	General and Orthodontic	17/18 Contracted orthodontic activity (UOA)	375
Contract start date	12/04/2009	Carry forward orthodontic activity (UOA)	0
Contract end date		Baseline contract value	£320,131.07

ACCESS	Contract	England and Wales
24 month ratio of assessments to patient IDs	1.00	1.04

ACTIVITY	Contract
Contract assess and fit appliances (case starts) as a percentage of Area Team case starts	0.3 %

Cumulative percentage of contracted UOA delivered 2017 & 2018



Month	Adjusted Scheduled Activity (UOA)		
	2016	2017	2018
April	0	23	42
May	191	23	189
June	257	23	233
July	282	23	318
August	326	27	318
September	368	27	360
October	368	27	360
November	370	37	360
December	377	38	360
January	377	166	360
February	377	271	360
March	377	357	381
April	377	378	
May	377	378	
June	377	378	

QUALITY (rolling 12 month period)	Contract Quantity	Contract Base Number	Contract *	Area Team	Region	England
% of all assessments that were assess and fit appliances (case starts)	19	22	86.4%	46.4%	60.9%	60.1%
% of all assessments that were assess and refuse	1	22	4.5%	14.1%	11.2%	11.3%
% of all assessments that were assess and review	2	22	9.1%	39.4%	27.9%	28.6%
% of case starts with a reported IOTN of 3 and Aesthetic Component of 5 or below	0	19	N/A	0.1%	0.1%	0.1%
% of case starts with a reported IOTN of 3 and Aesthetic Component of 6 or above	0	19	N/A	3.1%	3.8%	4.1%
% of case starts with a reported IOTN of 4	11	19	57.9%	80.6%	78.4%	77.7%
% of case starts with a reported IOTN of 5	8	19	42.1%	14.6%	16.9%	16.8 %
% of concluded courses in receipt of dual-arch fixed appliances	3	9	33.3%	71.8%	76.9%	73.8%
% of concluded courses where treatment was abandoned or discontinued	2	9	22.2%	8.4%	7.0%	7.0%
% of patients satisfied with the treatment they have received	0	0	N/A	94.2%	96.1%	96.0%

* Figures in italics indicate that the base number is less than 100.

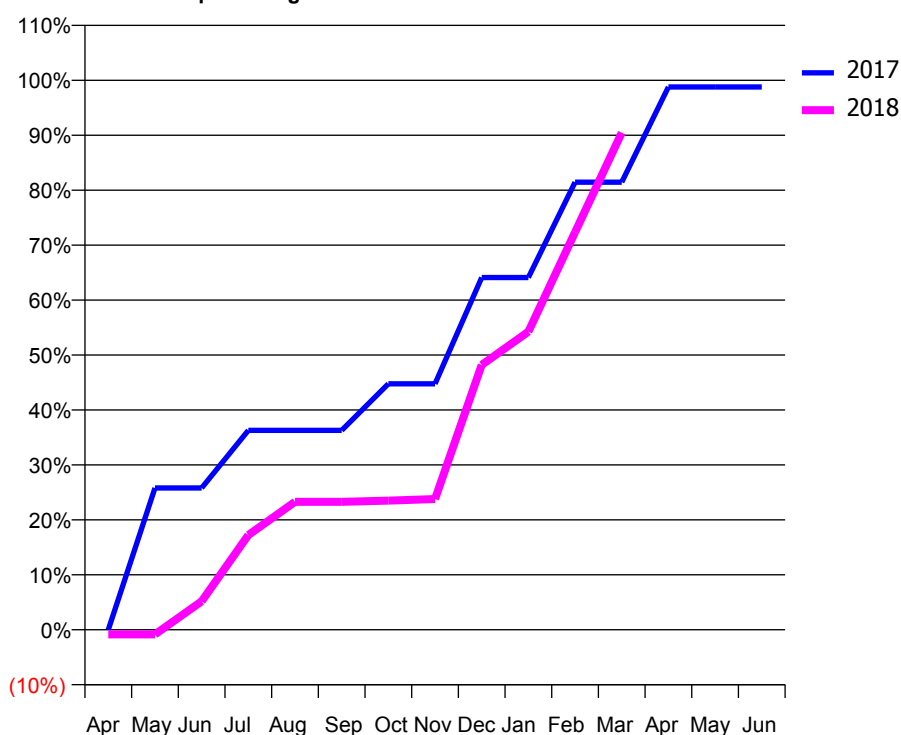
Q49 - Vital Signs Orthodontic At a Glance Contract Report for 836184/0001 - March 2018

Name or company name	MR JS BREEDON	17/18 Contracted general activity (UDA)	2,100
Contract type name	GDS Contract	Carry forward general activity (UDA)	0
Purpose of contract	General and Orthodontic	17/18 Contracted orthodontic activity (UOA)	348
Contract start date	01/04/2006	Carry forward orthodontic activity (UOA)	3
Contract end date		Baseline contract value	£62,542.98

ACCESS	Contract	England and Wales
24 month ratio of assessments to patient IDs	1.00	1.04

ACTIVITY	Contract
Contract assess and fit appliances (case starts) as a percentage of Area Team case starts	0.3 %

Cumulative percentage of contracted UOA delivered 2017 & 2018



Month	Adjusted Scheduled Activity (UOA)		
	2016	2017	2018
April	0	0	-3
May	0	64	-3
June	21	64	18
July	43	90	60
August	43	90	81
September	43	90	81
October	43	111	82
November	86	111	83
December	86	159	168
January	132	159	189
February	157	202	252
March	180	202	315
April	209	245	
May	209	245	
June	209	245	

QUALITY (rolling 12 month period)

	Contract Quantity	Contract Base Number	Contract *	Area Team	Region	England
% of all assessments that were assess and fit appliances (case starts)	17	20	85.0%	46.4%	60.9%	60.1%
% of all assessments that were assess and refuse	1	20	5.0%	14.1%	11.2%	11.3%
% of all assessments that were assess and review	2	20	10.0%	39.4%	27.9%	28.6%
% of case starts with a reported IOTN of 3 and Aesthetic Component of 5 or below	0	17	N/A	0.1%	0.1%	0.1%
% of case starts with a reported IOTN of 3 and Aesthetic Component of 6 or above	0	17	N/A	3.1%	3.8%	4.1%
% of case starts with a reported IOTN of 4	17	17	100.0%	80.6%	78.4%	77.7%
% of case starts with a reported IOTN of 5	0	17	N/A	14.6%	16.9%	16.8 %
% of concluded courses in receipt of dual-arch fixed appliances	9	16	56.3%	71.8%	76.9%	73.8%
% of concluded courses where treatment was abandoned or discontinued	6	16	37.5%	8.4%	7.0%	7.0%
% of patients satisfied with the treatment they have received	0	0	N/A	94.2%	96.1%	96.0%

* Figures in italics indicate that the base number is less than 100.

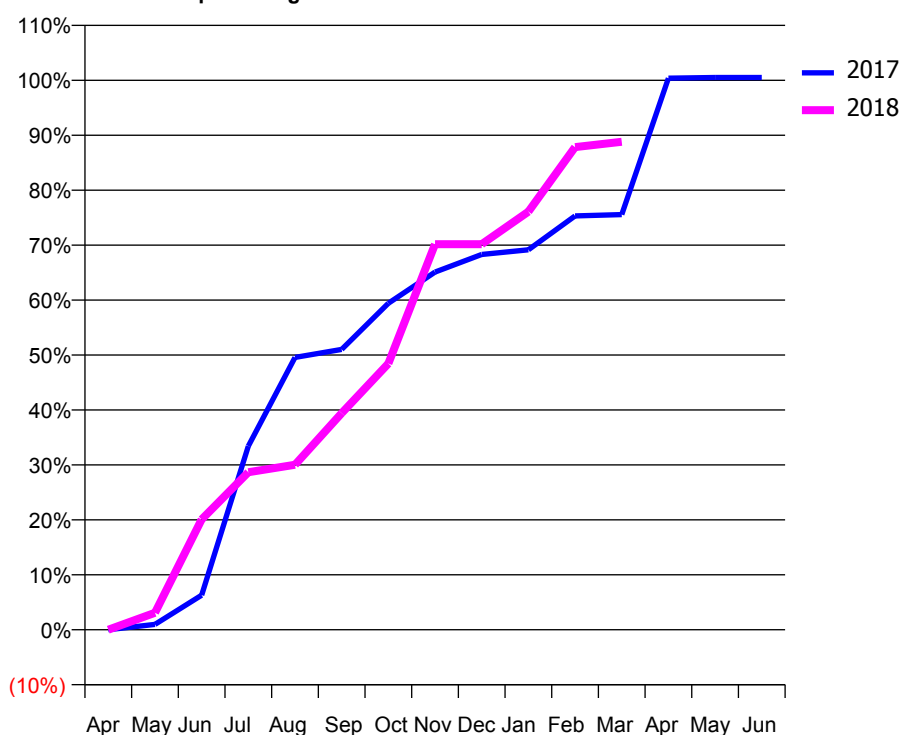
Q49 - Vital Signs Orthodontic At a Glance Contract Report for 914797/0001 - March 2018

Name or company name	MR RJ PARKER	17/18 Contracted general activity (UDA)	300
Contract type name	GDS Contract	Carry forward general activity (UDA)	-1
Purpose of contract	General and Orthodontic	17/18 Contracted orthodontic activity (UOA)	810
Contract start date	01/04/2006	Carry forward orthodontic activity (UOA)	0
Contract end date		Baseline contract value	£59,882.66

ACCESS	Contract	England and Wales
24 month ratio of assessments to patient IDs	1.02	1.04

ACTIVITY	Contract
Contract assess and fit appliances (case starts) as a percentage of Area Team case starts	0.6 %

Cumulative percentage of contracted UOA delivered 2017 & 2018



Month	Adjusted Scheduled Activity (UOA)		
	2016	2017	2018
April	0	0	0
May	0	8	25
June	53	51	163
July	186	271	232
August	186	401	243
September	239	413	319
October	392	481	392
November	479	527	568
December	527	553	568
January	527	560	616
February	670	610	711
March	670	612	719
April	817	813	
May	840	814	
June	841	814	

QUALITY (rolling 12 month period)

	Contract Quantity	Contract Base Number	Contract *	Area Team	Region	England
% of all assessments that were assess and fit appliances (case starts)	40	132	30.3%	46.4%	60.9%	60.1%
% of all assessments that were assess and refuse	17	132	12.9%	14.1%	11.2%	11.3%
% of all assessments that were assess and review	75	132	56.8%	39.4%	27.9%	28.6%
% of case starts with a reported IOTN of 3 and Aesthetic Component of 5 or below	0	40	<i>N/A</i>	0.1%	0.1%	0.1%
% of case starts with a reported IOTN of 3 and Aesthetic Component of 6 or above	0	40	<i>N/A</i>	3.1%	3.8%	4.1%
% of case starts with a reported IOTN of 4	35	40	87.5%	80.6%	78.4%	77.7%
% of case starts with a reported IOTN of 5	5	40	12.5%	14.6%	16.9%	16.8 %
% of concluded courses in receipt of dual-arch fixed appliances	18	31	58.1%	71.8%	76.9%	73.8%
% of concluded courses where treatment was abandoned or discontinued	9	31	29.0%	8.4%	7.0%	7.0%
% of patients satisfied with the treatment they have received	0	0	<i>N/A</i>	94.2%	96.1%	96.0%

* Figures in italics indicate that the base number is less than 100.

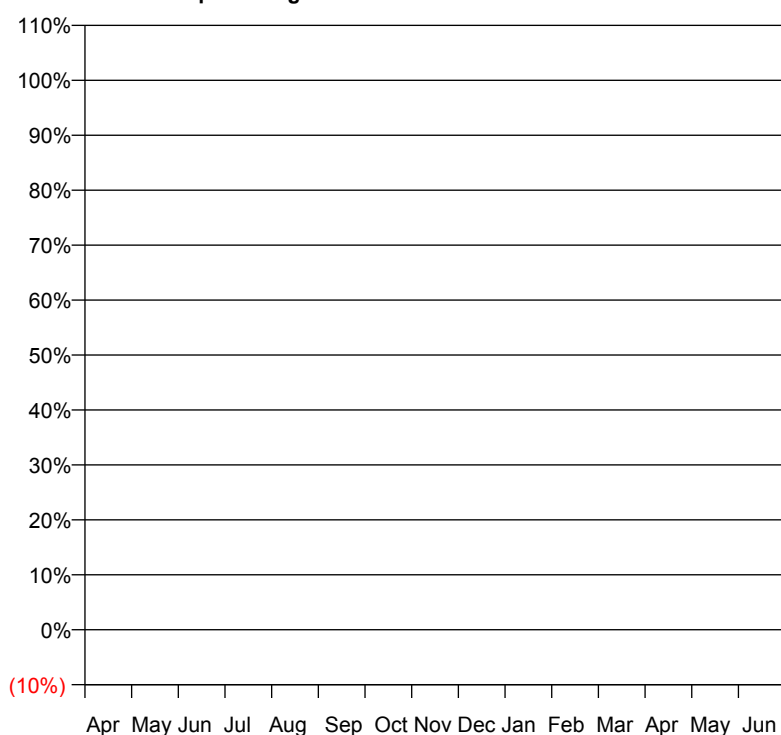
Q50 - Vital Signs Orthodontic At a Glance Contract Report for 100470/0000 - March 2018

Name or company name	The Forum Practice Ltd	17/18 Contracted general activity (UDA)	0
Contract type name	PDS Contract	Carry forward general activity (UDA)	0
Purpose of contract	Orthodontic	17/18 Contracted orthodontic activity (UOA)	0
Contract start date	01/05/2017	Carry forward orthodontic activity (UOA)	0
Contract end date	31/03/2019	Baseline contract value	£348,040.00

ACCESS	Contract	England and Wales
24 month ratio of assessments to patient IDs	1.00	1.04

ACTIVITY	Contract
Contract assess and fit appliances (case starts) as a percentage of Area Team case starts	5.1 %

Cumulative percentage of contracted UOA delivered 2017 & 2018



Month	Adjusted Scheduled Activity (UOA)		
	2016	2017	2018
April		0	0
May		0	0
June		0	0
July		0	86
August		0	1,718
September		0	2,433
October		0	3,469
November		0	3,989
December		0	4,887
January		0	4,994
February		0	5,869
March		0	6,159
April		0	
May		0	
June		0	

QUALITY (rolling 12 month period)

	Contract Quantity	Contract Base Number	Contract *	Area Team	Region	England
% of all assessments that were assess and fit appliances (case starts)	289	307	94.1%	64.2%	60.9%	60.1%
% of all assessments that were assess and refuse	3	307	1.0%	8.5%	11.2%	11.3%
% of all assessments that were assess and review	15	307	4.9%	27.4%	27.9%	28.6%
% of case starts with a reported IOTN of 3 and Aesthetic Component of 5 or below	0	289	N/A	0.5%	0.1%	0.1%
% of case starts with a reported IOTN of 3 and Aesthetic Component of 6 or above	0	289	N/A	4.1%	3.8%	4.1%
% of case starts with a reported IOTN of 4	286	289	99.0%	78.6%	78.4%	77.7%
% of case starts with a reported IOTN of 5	3	289	1.0%	15.2%	16.9%	16.8 %
% of concluded courses in receipt of dual-arch fixed appliances	31	64	48.4%	76.7%	76.9%	73.8%
% of concluded courses where treatment was abandoned or discontinued	15	64	23.4%	8.4%	7.0%	7.0%
% of patients satisfied with the treatment they have received	5	8	62.5%	95.9%	96.1%	96.0%

* Figures in italics indicate that the base number is less than 100.

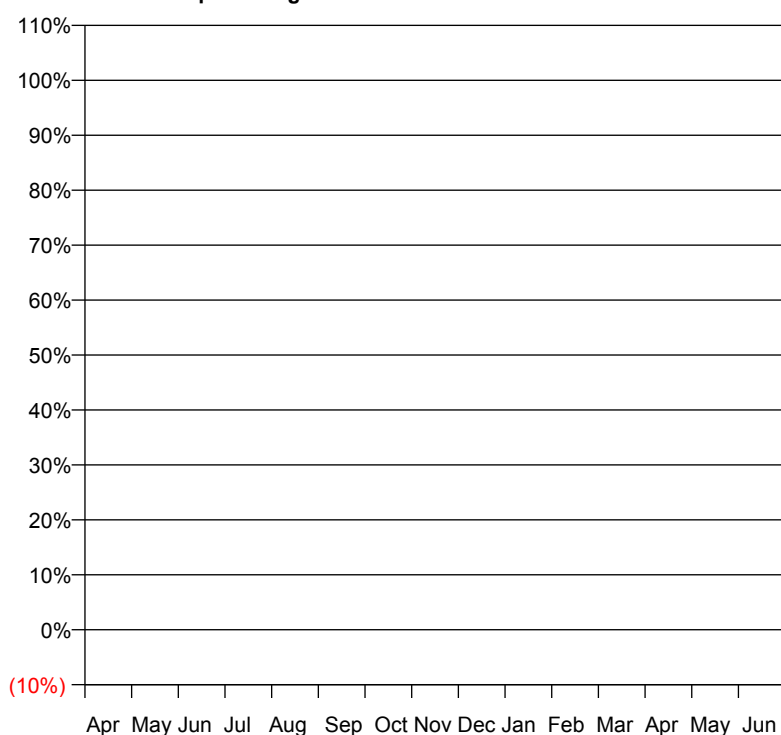
Q50 - Vital Signs Orthodontic At a Glance Contract Report for 100484/0000 - March 2018

Name or company name	Orthocentres Ltd	17/18 Contracted general activity (UDA)	0
Contract type name	PDS Contract	Carry forward general activity (UDA)	0
Purpose of contract	Orthodontic	17/18 Contracted orthodontic activity (UOA)	0
Contract start date	01/07/2017	Carry forward orthodontic activity (UOA)	0
Contract end date	31/03/2019	Baseline contract value	£43,603.88

ACCESS	Contract	England and Wales
24 month ratio of assessments to patient IDs	1.00	1.04

ACTIVITY	Contract
Contract assess and fit appliances (case starts) as a percentage of Area Team case starts	0.1 %

Cumulative percentage of contracted UOA delivered 2017 & 2018



— 2017
— 2018

Month	Adjusted Scheduled Activity (UOA)		
	2016	2017	2018
April		0	0
May		0	0
June		0	0
July		0	0
August		0	0
September		0	0
October		0	0
November		0	0
December		0	11
January		0	11
February		0	55
March		0	76
April		0	
May		0	
June		0	

QUALITY (rolling 12 month period)

	Contract Quantity	Contract Base Number	Contract *	Area Team	Region	England
% of all assessments that were assess and fit appliances (case starts)	3	14	21.4%	64.2%	60.9%	60.1%
% of all assessments that were assess and refuse	10	14	71.4%	8.5%	11.2%	11.3%
% of all assessments that were assess and review	1	14	7.1%	27.4%	27.9%	28.6%
% of case starts with a reported IOTN of 3 and Aesthetic Component of 5 or below	0	3	N/A	0.5%	0.1%	0.1%
% of case starts with a reported IOTN of 3 and Aesthetic Component of 6 or above	0	3	N/A	4.1%	3.8%	4.1%
% of case starts with a reported IOTN of 4	2	3	66.7%	78.6%	78.4%	77.7%
% of case starts with a reported IOTN of 5	1	3	33.3%	15.2%	16.9%	16.8 %
% of concluded courses in receipt of dual-arch fixed appliances	0	1	N/A	76.7%	76.9%	73.8%
% of concluded courses where treatment was abandoned or discontinued	0	1	0.0%	8.4%	7.0%	7.0%
% of patients satisfied with the treatment they have received	0	0	N/A	95.9%	96.1%	96.0%

* Figures in italics indicate that the base number is less than 100.

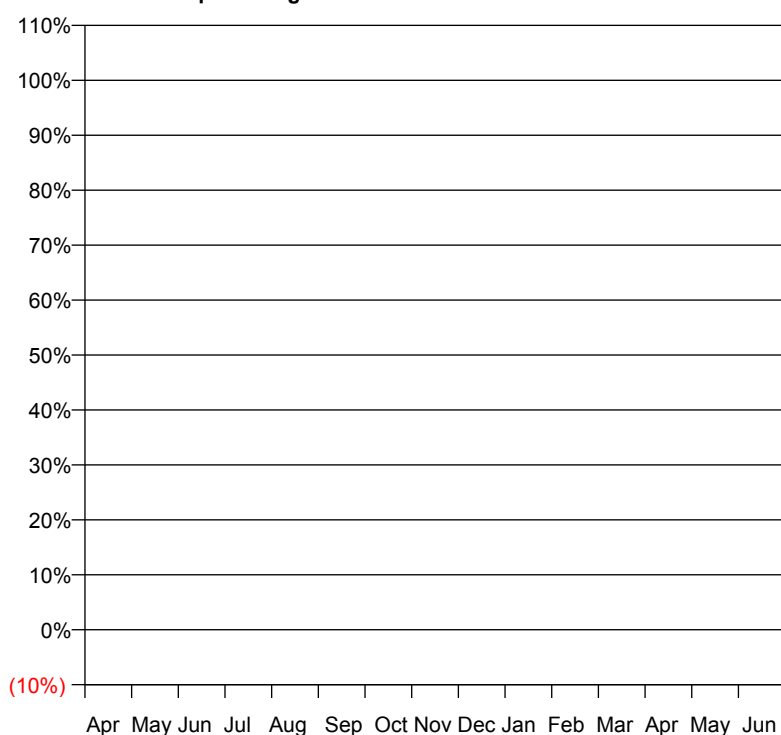
Q50 - Vital Signs Orthodontic At a Glance Contract Report for 100489/0000 - March 2018

Name or company name	Mr K Dobbs (NLAG Ortho Patients)	17/18 Contracted general activity (UDA)	0
Contract type name	PDS Contract	Carry forward general activity (UDA)	0
Purpose of contract	Orthodontic	17/18 Contracted orthodontic activity (UOA)	0
Contract start date	01/07/2017	Carry forward orthodontic activity (UOA)	0
Contract end date	31/03/2019	Baseline contract value	£256,453.50

ACCESS	Contract	England and Wales
24 month ratio of assessments to patient IDs	1.25	1.04

ACTIVITY	Contract
Contract assess and fit appliances (case starts) as a percentage of Area Team case starts	3.1 %

Cumulative percentage of contracted UOA delivered 2017 & 2018



— 2017
— 2018

Month	Adjusted Scheduled Activity (UOA)		
	2016	2017	2018
April		0	0
May		0	0
June		0	0
July		0	0
August		0	0
September		0	0
October		0	767
November		0	1,872
December		0	2,308
January		0	2,308
February		0	2,711
March		0	2,931
April		0	
May		0	
June		0	

QUALITY (rolling 12 month period)

	Contract Quantity	Contract Base Number	Contract *	Area Team	Region	England
% of all assessments that were assess and fit appliances (case starts)	176	222	79.3%	64.2%	60.9%	60.1%
% of all assessments that were assess and refuse	0	222	0.0%	8.5%	11.2%	11.3%
% of all assessments that were assess and review	46	222	20.7%	27.4%	27.9%	28.6%
% of case starts with a reported IOTN of 3 and Aesthetic Component of 5 or below	24	176	13.6%	0.5%	0.1%	0.1%
% of case starts with a reported IOTN of 3 and Aesthetic Component of 6 or above	19	176	10.8%	4.1%	3.8%	4.1%
% of case starts with a reported IOTN of 4	102	176	58.0%	78.6%	78.4%	77.7%
% of case starts with a reported IOTN of 5	28	176	15.9%	15.2%	16.9%	16.8 %
% of concluded courses in receipt of dual-arch fixed appliances	0	0	<i>N/A</i>	76.7%	76.9%	73.8%
% of concluded courses where treatment was abandoned or discontinued	0	0	<i>N/A</i>	8.4%	7.0%	7.0%
% of patients satisfied with the treatment they have received	3	3	100.0%	95.9%	96.1%	96.0%

* Figures in italics indicate that the base number is less than 100.

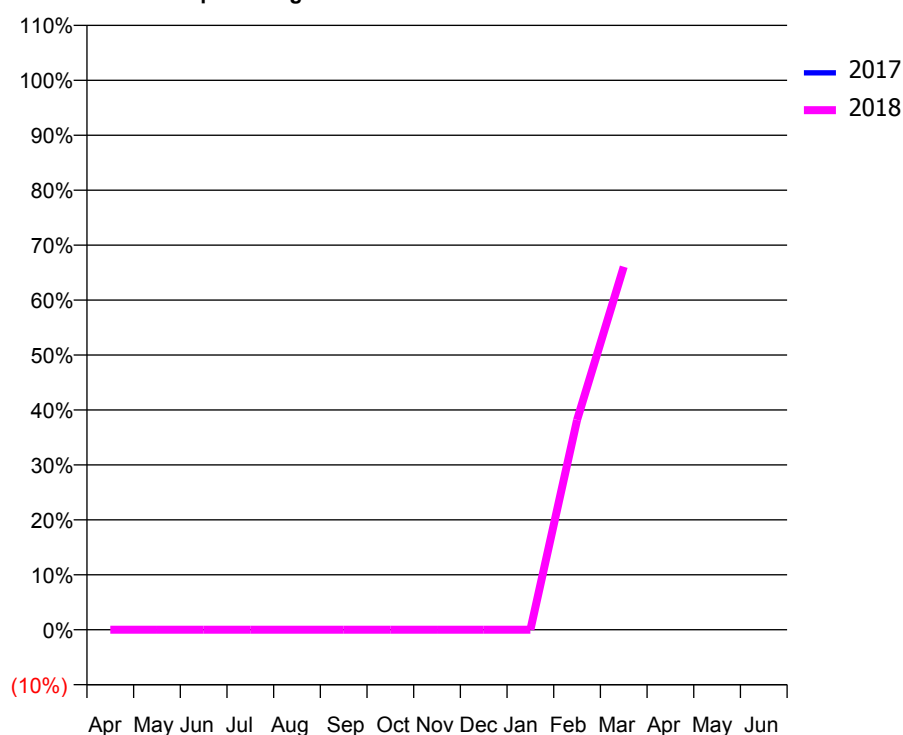
Q50 - Vital Signs Orthodontic At a Glance Contract Report for 100553/0000 - March 2018

Name or company name	Mrs Julie Finn	17/18 Contracted general activity (UDA)	1,572
Contract type name	GDS Contract	Carry forward general activity (UDA)	0
Purpose of contract	General and Orthodontic	17/18 Contracted orthodontic activity (UOA)	550
Contract start date	22/10/2017	Carry forward orthodontic activity (UOA)	0
Contract end date	21/10/2018	Baseline contract value	£86,334.42

ACCESS	Contract	England and Wales
24 month ratio of assessments to patient IDs	1.00	1.04

ACTIVITY	Contract
Contract assess and fit appliances (case starts) as a percentage of Area Team case starts	0.3 %

Cumulative percentage of contracted UOA delivered 2017 & 2018



Month	Adjusted Scheduled Activity (UOA)		
	2016	2017	2018
April		0	0
May		0	0
June		0	0
July		0	0
August		0	0
September		0	0
October		0	0
November		0	0
December		0	0
January		0	0
February		0	210
March		0	363
April		0	
May		0	
June		0	

QUALITY (rolling 12 month period)

	Contract Quantity	Contract Base Number	Contract *	Area Team	Region	England
% of all assessments that were assess and fit appliances (case starts)	17	38	44.7%	64.2%	60.9%	60.1%
% of all assessments that were assess and refuse	0	38	0.0%	8.5%	11.2%	11.3%
% of all assessments that were assess and review	21	38	55.3%	27.4%	27.9%	28.6%
% of case starts with a reported IOTN of 3 and Aesthetic Component of 5 or below	0	17	N/A	0.5%	0.1%	0.1%
% of case starts with a reported IOTN of 3 and Aesthetic Component of 6 or above	0	17	N/A	4.1%	3.8%	4.1%
% of case starts with a reported IOTN of 4	17	17	100.0%	78.6%	78.4%	77.7%
% of case starts with a reported IOTN of 5	0	17	N/A	15.2%	16.9%	16.8 %
% of concluded courses in receipt of dual-arch fixed appliances	0	0	N/A	76.7%	76.9%	73.8%
% of concluded courses where treatment was abandoned or discontinued	0	0	N/A	8.4%	7.0%	7.0%
% of patients satisfied with the treatment they have received	0	0	N/A	95.9%	96.1%	96.0%

* Figures in italics indicate that the base number is less than 100.

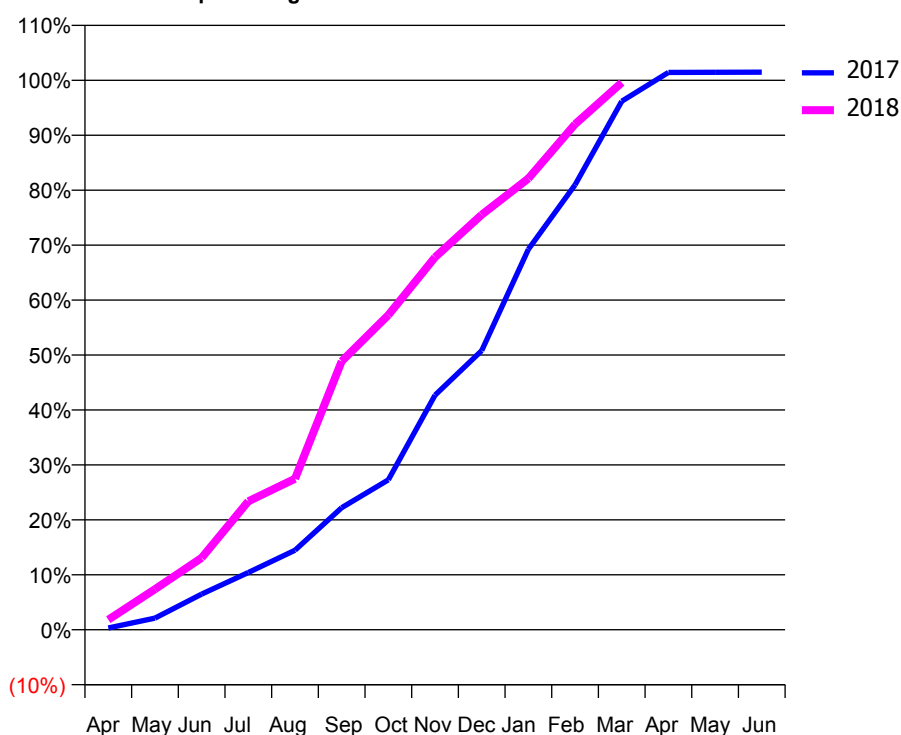
Q50 - Vital Signs Orthodontic At a Glance Contract Report for 101974/0001 - March 2018

Name or company name	SMILE ORTHODONTICS YORKSHIRE LLP	17/18 Contracted general activity (UDA)	0
Contract type name	PDS Contract	Carry forward general activity (UDA)	0
Purpose of contract	Orthodontic	17/18 Contracted orthodontic activity (UOA)	13,002
Contract start date	01/04/2012	Carry forward orthodontic activity (UOA)	-193
Contract end date	31/03/2019	Baseline contract value	£737,131.83

ACCESS	Contract	England and Wales
24 month ratio of assessments to patient IDs	1.01	1.04

ACTIVITY	Contract
Contract assess and fit appliances (case starts) as a percentage of Area Team case starts	11.4 %

Cumulative percentage of contracted UOA delivered 2017 & 2018



Month	Adjusted Scheduled Activity (UOA)		
	2016	2017	2018
April	0	42	239
May	68	275	960
June	314	843	1,702
July	1,089	1,354	3,041
August	1,348	1,881	3,575
September	1,865	2,889	6,354
October	2,906	3,547	7,447
November	4,881	5,553	8,813
December	5,965	6,605	9,820
January	6,300	9,003	10,677
February	8,436	10,528	11,962
March	10,865	12,505	12,947
April	11,694	13,186	
May	11,717	13,189	
June	11,780	13,195	

QUALITY (rolling 12 month period)	Contract Quantity	Contract Base Number	Contract *	Area Team	Region	England
% of all assessments that were assess and fit appliances (case starts)	641	813	78.8%	64.2%	60.9%	60.1%
% of all assessments that were assess and refuse	50	813	6.2%	8.5%	11.2%	11.3%
% of all assessments that were assess and review	122	813	15.0%	27.4%	27.9%	28.6%
% of case starts with a reported IOTN of 3 and Aesthetic Component of 5 or below	0	641	N/A	0.5%	0.1%	0.1%
% of case starts with a reported IOTN of 3 and Aesthetic Component of 6 or above	3	641	0.5%	4.1%	3.8%	4.1%
% of case starts with a reported IOTN of 4	550	641	85.8%	78.6%	78.4%	77.7%
% of case starts with a reported IOTN of 5	64	641	10.0%	15.2%	16.9%	16.8%
% of concluded courses in receipt of dual-arch fixed appliances	294	370	79.5%	76.7%	76.9%	73.8%
% of concluded courses where treatment was abandoned or discontinued	50	370	13.5%	8.4%	7.0%	7.0%
% of patients satisfied with the treatment they have received	10	10	100.0%	95.9%	96.1%	96.0%

* Figures in italics indicate that the base number is less than 100.

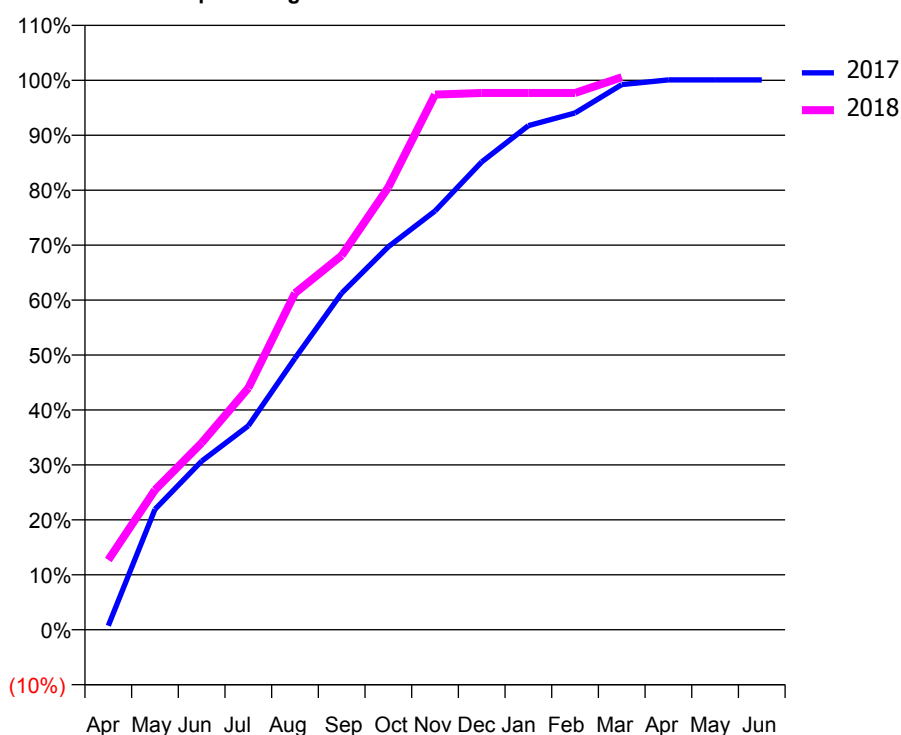
Q50 - Vital Signs Orthodontic At a Glance Contract Report for 102741/0001 - March 2018

Name or company name	Orthokind Limited	17/18 Contracted general activity (UDA)	0
Contract type name	PDS Contract	Carry forward general activity (UDA)	0
Purpose of contract	Orthodontic	17/18 Contracted orthodontic activity (UOA)	7,500
Contract start date	21/10/2010	Carry forward orthodontic activity (UOA)	-5
Contract end date	31/03/2019	Baseline contract value	£425,202.94

ACCESS	Contract	England and Wales
24 month ratio of assessments to patient IDs	1.00	1.04

ACTIVITY	Contract
Contract assess and fit appliances (case starts) as a percentage of Area Team case starts	6.5 %

Cumulative percentage of contracted UOA delivered 2017 & 2018



Month	Adjusted Scheduled Activity (UOA)		
	2016	2017	2018
April	362	56	953
May	1,506	1,645	1,908
June	1,791	2,301	2,550
July	2,792	2,784	3,299
August	3,181	3,706	4,595
September	3,906	4,594	5,108
October	4,640	5,229	6,039
November	5,152	5,717	7,304
December	6,247	6,386	7,327
January	6,474	6,881	7,327
February	7,470	7,053	7,327
March	7,491	7,441	7,540
April	7,491	7,505	
May	7,514	7,505	
June	7,514	7,505	

QUALITY (rolling 12 month period)

	Contract Quantity	Contract Base Number	Contract *	Area Team	Region	England
% of all assessments that were assess and fit appliances (case starts)	366	415	88.2%	64.2%	60.9%	60.1%
% of all assessments that were assess and refuse	20	415	4.8%	8.5%	11.2%	11.3%
% of all assessments that were assess and review	29	415	7.0%	27.4%	27.9%	28.6%
% of case starts with a reported IOTN of 3 and Aesthetic Component of 5 or below	0	366	N/A	0.5%	0.1%	0.1%
% of case starts with a reported IOTN of 3 and Aesthetic Component of 6 or above	34	366	9.3%	4.1%	3.8%	4.1%
% of case starts with a reported IOTN of 4	275	366	75.1%	78.6%	78.4%	77.7%
% of case starts with a reported IOTN of 5	55	366	15.0%	15.2%	16.9%	16.8 %
% of concluded courses in receipt of dual-arch fixed appliances	301	327	92.0%	76.7%	76.9%	73.8%
% of concluded courses where treatment was abandoned or discontinued	17	327	5.2%	8.4%	7.0%	7.0%
% of patients satisfied with the treatment they have received	13	13	100.0%	95.9%	96.1%	96.0%

* Figures in italics indicate that the base number is less than 100.

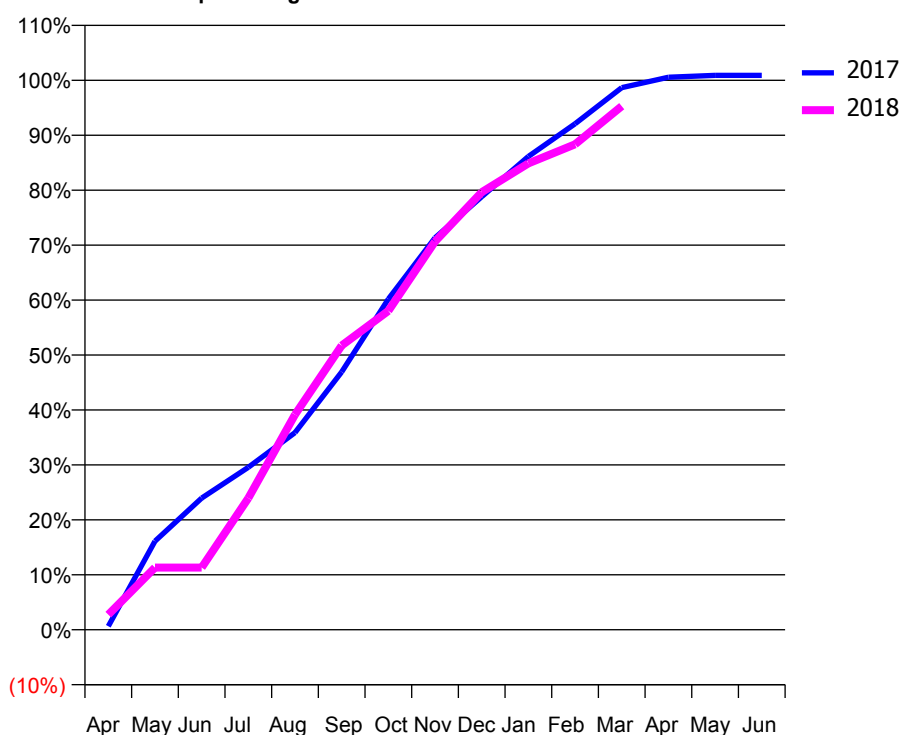
Q50 - Vital Signs Orthodontic At a Glance Contract Report for 106003/0001 - March 2018

Name or company name	Orthodontic Centre (UK) Limited Company	17/18 Contracted general activity (UDA)	0
Contract type name	PDS Contract	Carry forward general activity (UDA)	0
Purpose of contract	Orthodontic	17/18 Contracted orthodontic activity (UOA)	12,421
Contract start date	01/04/2012	Carry forward orthodontic activity (UOA)	-111
Contract end date	31/03/2019	Baseline contract value	£683,363.32

ACCESS	Contract	England and Wales
24 month ratio of assessments to patient IDs	1.02	1.04

ACTIVITY	Contract
Contract assess and fit appliances (case starts) as a percentage of Area Team case starts	9.7 %

Cumulative percentage of contracted UOA delivered 2017 & 2018



Month	Adjusted Scheduled Activity (UOA)		
	2016	2017	2018
April	180	81	341
May	1,575	2,002	1,407
June	2,476	2,978	1,407
July	3,742	3,672	2,978
August	4,177	4,457	4,862
September	5,494	5,828	6,425
October	6,434	7,476	7,208
November	7,615	8,859	8,776
December	9,181	9,790	9,890
January	9,732	10,699	10,542
February	11,367	11,437	10,974
March	12,205	12,254	11,834
April	12,460	12,490	
May	12,502	12,532	
June	12,502	12,532	

QUALITY (rolling 12 month period)

	Contract Quantity	Contract Base Number	Contract *	Area Team	Region	England
% of all assessments that were assess and fit appliances (case starts)	545	1,192	45.7%	64.2%	60.9%	60.1%
% of all assessments that were assess and refuse	112	1,192	9.4%	8.5%	11.2%	11.3%
% of all assessments that were assess and review	535	1,192	44.9%	27.4%	27.9%	28.6%
% of case starts with a reported IOTN of 3 and Aesthetic Component of 5 or below	1	545	0.2%	0.5%	0.1%	0.1%
% of case starts with a reported IOTN of 3 and Aesthetic Component of 6 or above	3	545	0.6%	4.1%	3.8%	4.1%
% of case starts with a reported IOTN of 4	508	545	93.2%	78.6%	78.4%	77.7%
% of case starts with a reported IOTN of 5	28	545	5.1%	15.2%	16.9%	16.8%
% of concluded courses in receipt of dual-arch fixed appliances	486	517	94.0%	76.7%	76.9%	73.8%
% of concluded courses where treatment was abandoned or discontinued	12	517	2.3%	8.4%	7.0%	7.0%
% of patients satisfied with the treatment they have received	31	31	100.0%	95.9%	96.1%	96.0%

* Figures in italics indicate that the base number is less than 100.

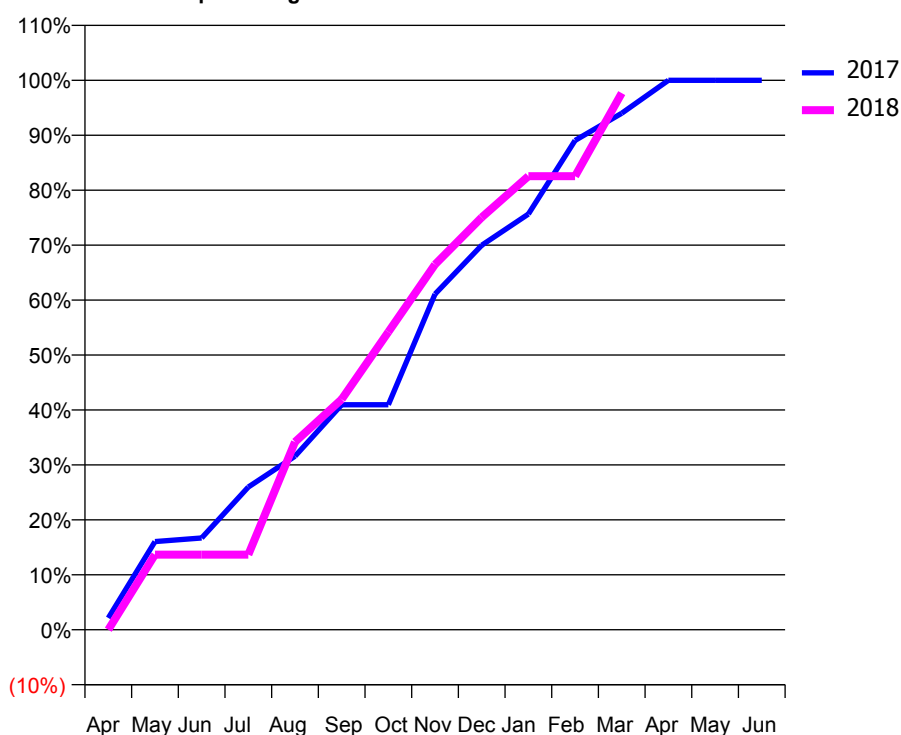
Q50 - Vital Signs Orthodontic At a Glance Contract Report for 106003/0002 - March 2018

Name or company name	Orthodontic Centre (UK) Limited Company	17/18 Contracted general activity (UDA)	0
Contract type name	PDS Contract	Carry forward general activity (UDA)	0
Purpose of contract	Orthodontic	17/18 Contracted orthodontic activity (UOA)	3,500
Contract start date	01/01/2013	Carry forward orthodontic activity (UOA)	0
Contract end date	31/12/2019	Baseline contract value	£186,264.95

ACCESS	Contract	England and Wales
24 month ratio of assessments to patient IDs	1.01	1.04

ACTIVITY	Contract
Contract assess and fit appliances (case starts) as a percentage of Area Team case starts	3.0 %

Cumulative percentage of contracted UOA delivered 2017 & 2018



Month	Adjusted Scheduled Activity (UOA)		
	2016	2017	2018
April	27	75	0
May	330	562	479
June	330	585	479
July	1,205	909	479
August	1,333	1,105	1,196
September	1,743	1,433	1,468
October	1,743	1,433	1,897
November	2,356	2,138	2,327
December	2,740	2,449	2,627
January	2,740	2,648	2,889
February	3,122	3,117	2,889
March	3,305	3,290	3,418
April	3,510	3,500	
May	3,510	3,500	
June	3,510	3,500	

QUALITY (rolling 12 month period)

	Contract Quantity	Contract Base Number	Contract *	Area Team	Region	England
% of all assessments that were assess and fit appliances (case starts)	169	280	60.4%	64.2%	60.9%	60.1%
% of all assessments that were assess and refuse	32	280	11.4%	8.5%	11.2%	11.3%
% of all assessments that were assess and review	79	280	28.2%	27.4%	27.9%	28.6%
% of case starts with a reported IOTN of 3 and Aesthetic Component of 5 or below	0	169	N/A	0.5%	0.1%	0.1%
% of case starts with a reported IOTN of 3 and Aesthetic Component of 6 or above	1	169	0.6%	4.1%	3.8%	4.1%
% of case starts with a reported IOTN of 4	151	169	89.3%	78.6%	78.4%	77.7%
% of case starts with a reported IOTN of 5	16	169	9.5%	15.2%	16.9%	16.8%
% of concluded courses in receipt of dual-arch fixed appliances	140	157	89.2%	76.7%	76.9%	73.8%
% of concluded courses where treatment was abandoned or discontinued	13	157	8.3%	8.4%	7.0%	7.0%
% of patients satisfied with the treatment they have received	4	4	100.0%	95.9%	96.1%	96.0%

* Figures in italics indicate that the base number is less than 100.

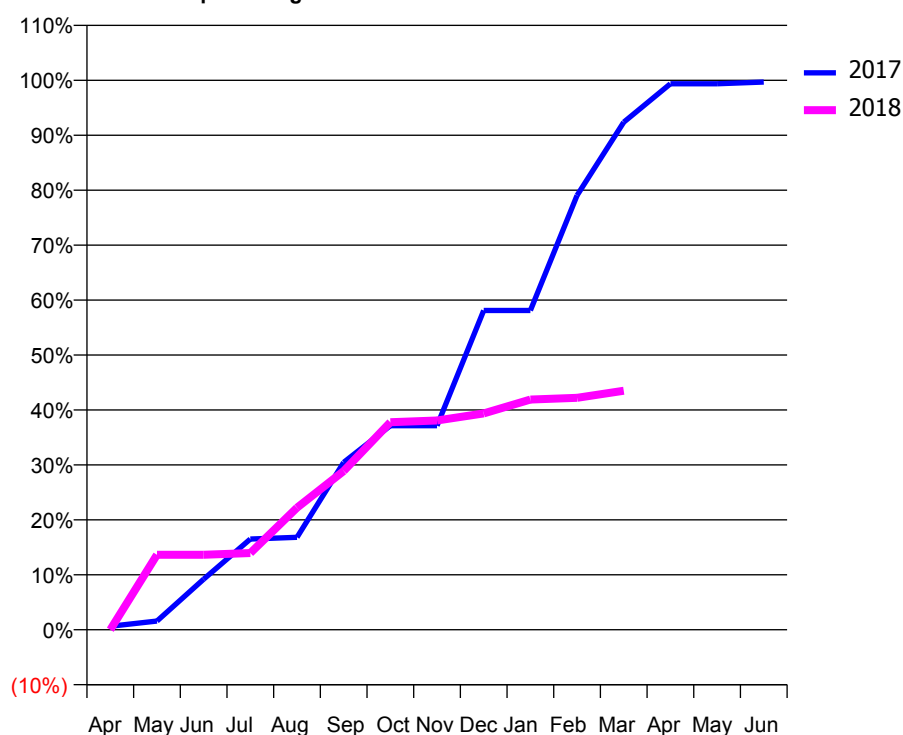
Q50 - Vital Signs Orthodontic At a Glance Contract Report for 114650/0002 - March 2018

Name or company name	Community Dental Clinic	17/18 Contracted general activity (UDA)	9,000
Contract type name	PDS Contract	Carry forward general activity (UDA)	0
Purpose of contract	General and Orthodontic	17/18 Contracted orthodontic activity (UOA)	315
Contract start date	01/05/2007	Carry forward orthodontic activity (UOA)	1
Contract end date	30/09/2018	Baseline contract value	£881,931.80

ACCESS	Contract	England and Wales
24 month ratio of assessments to patient IDs	1.00	1.04

ACTIVITY	Contract
Contract assess and fit appliances (case starts) as a percentage of Area Team case starts	0.1 %

Cumulative percentage of contracted UOA delivered 2017 & 2018



Month	Adjusted Scheduled Activity (UOA)		
	2016	2017	2018
April	0	2	0
May	2	5	43
June	6	29	43
July	34	52	44
August	46	53	70
September	52	96	91
October	82	117	119
November	157	117	120
December	207	183	124
January	210	183	132
February	233	249	133
March	256	291	137
April	257	313	
May	257	313	
June	259	314	

QUALITY (rolling 12 month period)

	Contract Quantity	Contract Base Number	Contract *	Area Team	Region	England
% of all assessments that were assess and fit appliances (case starts)	7	42	16.7%	64.2%	60.9%	60.1%
% of all assessments that were assess and refuse	0	42	0.0%	8.5%	11.2%	11.3%
% of all assessments that were assess and review	35	42	83.3%	27.4%	27.9%	28.6%
% of case starts with a reported IOTN of 3 and Aesthetic Component of 5 or below	0	7	N/A	0.5%	0.1%	0.1%
% of case starts with a reported IOTN of 3 and Aesthetic Component of 6 or above	0	7	N/A	4.1%	3.8%	4.1%
% of case starts with a reported IOTN of 4	7	7	100.0%	78.6%	78.4%	77.7%
% of case starts with a reported IOTN of 5	0	7	N/A	15.2%	16.9%	16.8 %
% of concluded courses in receipt of dual-arch fixed appliances	0	6	N/A	76.7%	76.9%	73.8%
% of concluded courses where treatment was abandoned or discontinued	4	6	66.7%	8.4%	7.0%	7.0%
% of patients satisfied with the treatment they have received	0	0	N/A	95.9%	96.1%	96.0%

* Figures in italics indicate that the base number is less than 100.

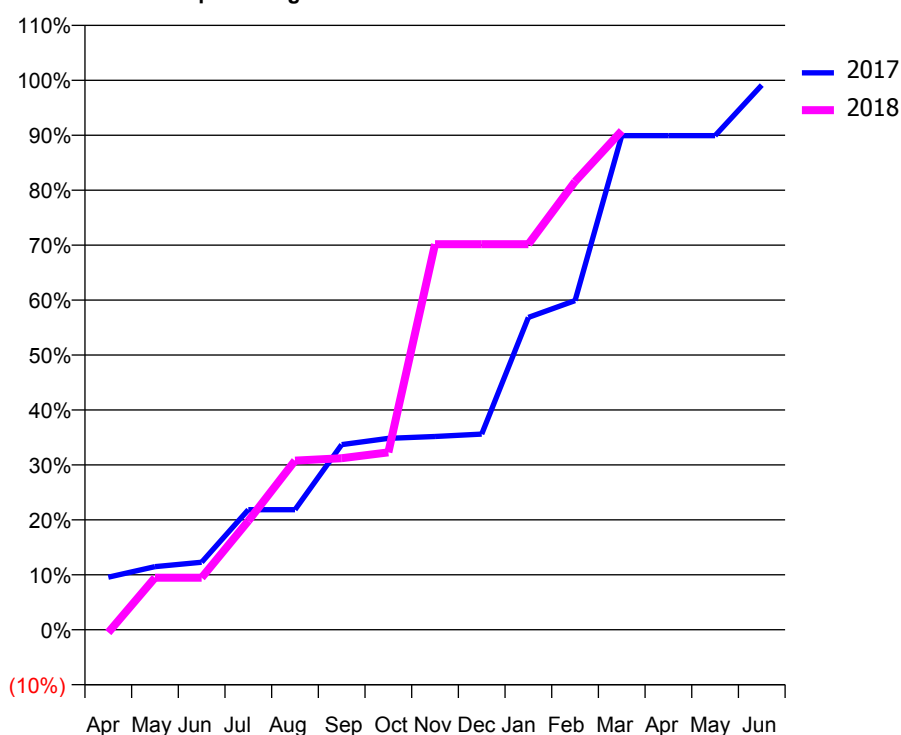
Q50 - Vital Signs Orthodontic At a Glance Contract Report for 115339/0001 - March 2018

Name or company name	Bondgate Dental Practice	17/18 Contracted general activity (UDA)	9,998
Contract type name	GDS Contract	Carry forward general activity (UDA)	367
Purpose of contract	General and Orthodontic	17/18 Contracted orthodontic activity (UOA)	228
Contract start date	01/03/2015	Carry forward orthodontic activity (UOA)	2
Contract end date		Baseline contract value	£262,928.98

ACCESS	Contract	England and Wales
24 month ratio of assessments to patient IDs	1.06	1.04

ACTIVITY	Contract
Contract assess and fit appliances (case starts) as a percentage of Area Team case starts	0.2 %

Cumulative percentage of contracted UOA delivered 2017 & 2018



Month	Adjusted Scheduled Activity (UOA)		
	2016	2017	2018
April	1	22	-1
May	2	26	22
June	23	28	22
July	24	50	45
August	24	50	70
September	109	77	71
October	109	79	74
November	113	80	160
December	113	81	160
January	116	130	160
February	124	137	186
March	169	205	207
April	212	205	
May	212	205	
June	212	226	

QUALITY (rolling 12 month period)

	Contract Quantity	Contract Base Number	Contract *	Area Team	Region	England
% of all assessments that were assess and fit appliances (case starts)	13	18	72.2%	64.2%	60.9%	60.1%
% of all assessments that were assess and refuse	1	18	5.6%	8.5%	11.2%	11.3%
% of all assessments that were assess and review	4	18	22.2%	27.4%	27.9%	28.6%
% of case starts with a reported IOTN of 3 and Aesthetic Component of 5 or below	0	13	<i>N/A</i>	0.5%	0.1%	0.1%
% of case starts with a reported IOTN of 3 and Aesthetic Component of 6 or above	0	13	<i>N/A</i>	4.1%	3.8%	4.1%
% of case starts with a reported IOTN of 4	10	13	76.9%	78.6%	78.4%	77.7%
% of case starts with a reported IOTN of 5	3	13	23.1%	15.2%	16.9%	16.8%
% of concluded courses in receipt of dual-arch fixed appliances	9	13	69.2%	76.7%	76.9%	73.8%
% of concluded courses where treatment was abandoned or discontinued	3	13	23.1%	8.4%	7.0%	7.0%
% of patients satisfied with the treatment they have received	0	0	<i>N/A</i>	95.9%	96.1%	96.0%

* Figures in italics indicate that the base number is less than 100.

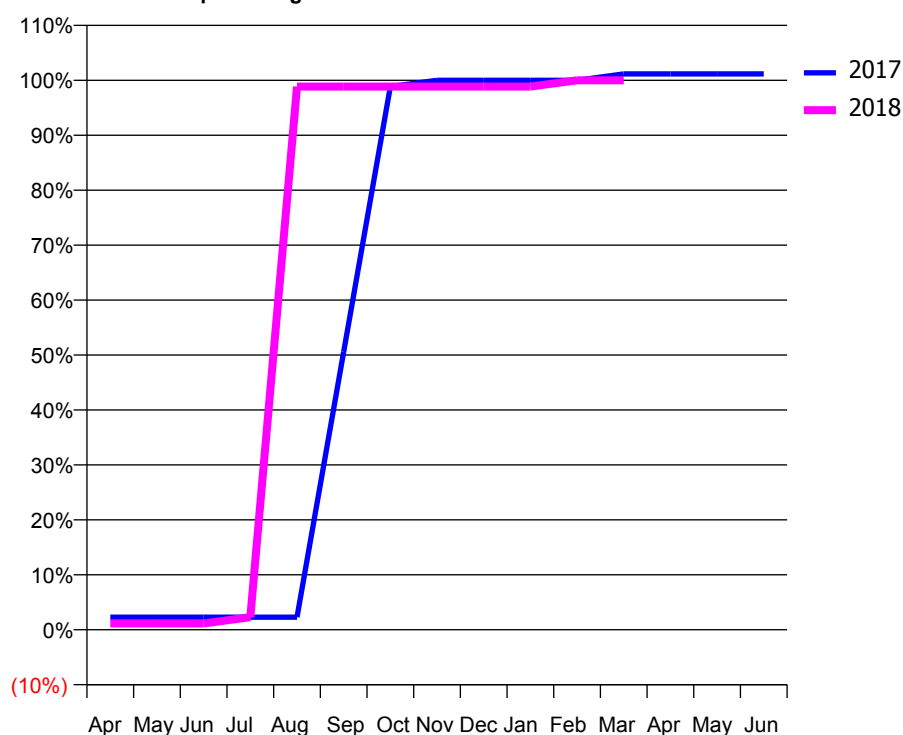
Q50 - Vital Signs Orthodontic At a Glance Contract Report for 121517/0001 - March 2018

Name or company name	K L DOBBS	17/18 Contracted general activity (UDA)	27,495
Contract type name	GDS Contract	Carry forward general activity (UDA)	-448
Purpose of contract	General and Orthodontic	17/18 Contracted orthodontic activity (UOA)	87
Contract start date	01/11/2014	Carry forward orthodontic activity (UOA)	-1
Contract end date		Baseline contract value	£1,014,215.22

ACCESS	Contract	England and Wales
24 month ratio of assessments to patient IDs	1.00	1.04

ACTIVITY	Contract
Contract assess and fit appliances (case starts) as a percentage of Area Team case starts	0.1 %

Cumulative percentage of contracted UOA delivered 2017 & 2018



Month	Adjusted Scheduled Activity (UOA)		
	2016	2017	2018
April	1	2	1
May	1	2	1
June	1	2	1
July	1	2	2
August	22	2	86
September	85	44	86
October	85	86	86
November	85	87	86
December	85	87	86
January	85	87	86
February	85	87	87
March	85	88	87
April	87	88	
May	89	88	
June	89	88	

QUALITY (rolling 12 month period)

	Contract Quantity	Contract Base Number	Contract *	Area Team	Region	England
% of all assessments that were assess and fit appliances (case starts)	4	6	66.7%	64.2%	60.9%	60.1%
% of all assessments that were assess and refuse	0	6	0.0%	8.5%	11.2%	11.3%
% of all assessments that were assess and review	2	6	33.3%	27.4%	27.9%	28.6%
% of case starts with a reported IOTN of 3 and Aesthetic Component of 5 or below	0	4	N/A	0.5%	0.1%	0.1%
% of case starts with a reported IOTN of 3 and Aesthetic Component of 6 or above	0	4	N/A	4.1%	3.8%	4.1%
% of case starts with a reported IOTN of 4	2	4	50.0%	78.6%	78.4%	77.7%
% of case starts with a reported IOTN of 5	2	4	50.0%	15.2%	16.9%	16.8 %
% of concluded courses in receipt of dual-arch fixed appliances	2	4	50.0%	76.7%	76.9%	73.8%
% of concluded courses where treatment was abandoned or discontinued	2	4	50.0%	8.4%	7.0%	7.0%
% of patients satisfied with the treatment they have received	0	0	N/A	95.9%	96.1%	96.0%

* Figures in italics indicate that the base number is less than 100.

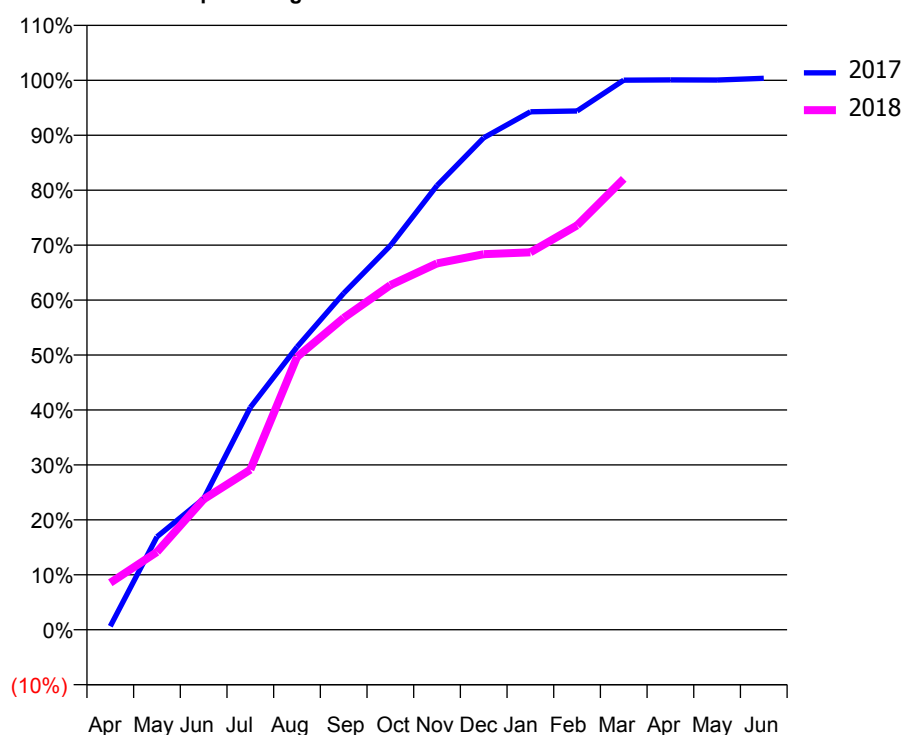
Q50 - Vital Signs Orthodontic At a Glance Contract Report for 121517/0002 - March 2018

Name or company name	K L DOBBS	17/18 Contracted general activity (UDA)	0
Contract type name	GDS Contract	Carry forward general activity (UDA)	0
Purpose of contract	Orthodontic	17/18 Contracted orthodontic activity (UOA)	7,192
Contract start date	01/11/2014	Carry forward orthodontic activity (UOA)	-25
Contract end date		Baseline contract value	£433,886.71

ACCESS	Contract	England and Wales
24 month ratio of assessments to patient IDs	1.02	1.04

ACTIVITY	Contract
Contract assess and fit appliances (case starts) as a percentage of Area Team case starts	4.9 %

Cumulative percentage of contracted UOA delivered 2017 & 2018



Month	Adjusted Scheduled Activity (UOA)		
	2016	2017	2018
April	22	46	615
May	707	1,218	1,019
June	1,316	1,716	1,707
July	2,477	2,911	2,095
August	3,127	3,700	3,570
September	3,710	4,405	4,081
October	3,773	5,028	4,510
November	4,610	5,815	4,795
December	5,306	6,440	4,915
January	5,368	6,779	4,940
February	5,689	6,790	5,292
March	5,689	7,194	5,902
April	7,147	7,196	
May	7,171	7,195	
June	7,196	7,217	

QUALITY (rolling 12 month period)

	Contract Quantity	Contract Base Number	Contract *	Area Team	Region	England
% of all assessments that were assess and fit appliances (case starts)	278	438	63.5%	64.2%	60.9%	60.1%
% of all assessments that were assess and refuse	1	438	0.2%	8.5%	11.2%	11.3%
% of all assessments that were assess and review	159	438	36.3%	27.4%	27.9%	28.6%
% of case starts with a reported IOTN of 3 and Aesthetic Component of 5 or below	1	278	0.4%	0.5%	0.1%	0.1%
% of case starts with a reported IOTN of 3 and Aesthetic Component of 6 or above	13	278	4.7%	4.1%	3.8%	4.1%
% of case starts with a reported IOTN of 4	197	278	70.9%	78.6%	78.4%	77.7%
% of case starts with a reported IOTN of 5	67	278	24.1%	15.2%	16.9%	16.8%
% of concluded courses in receipt of dual-arch fixed appliances	262	301	87.0%	76.7%	76.9%	73.8%
% of concluded courses where treatment was abandoned or discontinued	21	301	7.0%	8.4%	7.0%	7.0%
% of patients satisfied with the treatment they have received	11	12	91.7%	95.9%	96.1%	96.0%

* Figures in italics indicate that the base number is less than 100.

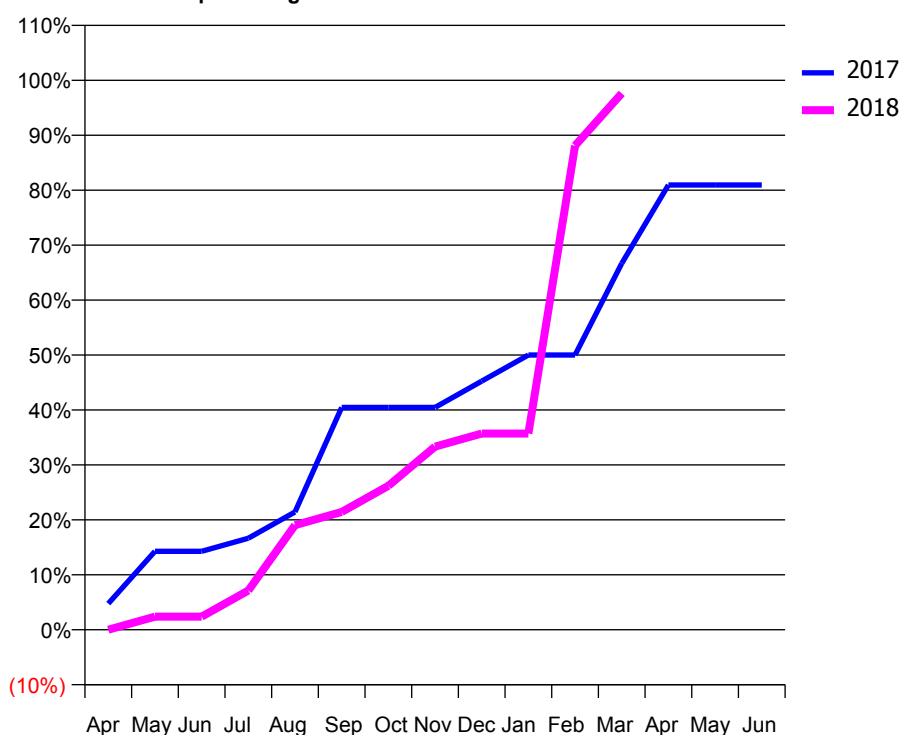
Q50 - Vital Signs Orthodontic At a Glance Contract Report for 125717/0001 - March 2018

Name or company name	Andrew Jones Dental Practice Ltd	17/18 Contracted general activity (UDA)	5,433
Contract type name	GDS Contract	Carry forward general activity (UDA)	0
Purpose of contract	General and Orthodontic	17/18 Contracted orthodontic activity (UOA)	42
Contract start date	01/04/2008	Carry forward orthodontic activity (UOA)	0
Contract end date		Baseline contract value	£150,764.76

ACCESS	Contract	England and Wales
24 month ratio of assessments to patient IDs	1.04	1.04

ACTIVITY	Contract
Contract assess and fit appliances (case starts) as a percentage of Area Team case starts	0.0 %

Cumulative percentage of contracted UOA delivered 2017 & 2018



Month	Adjusted Scheduled Activity (UOA)		
	2016	2017	2018
April	2	2	0
May	5	6	1
June	8	6	1
July	9	7	3
August	11	9	8
September	11	17	9
October	11	17	11
November	15	17	14
December	16	19	15
January	17	21	15
February	21	21	37
March	39	28	41
April	44	34	
May	44	34	
June	44	34	

QUALITY (rolling 12 month period)

	Contract Quantity	Contract Base Number	Contract *	Area Team	Region	England
% of all assessments that were assess and fit appliances (case starts)	0	48	0.0%	64.2%	60.9%	60.1%
% of all assessments that were assess and refuse	6	48	12.5%	8.5%	11.2%	11.3%
% of all assessments that were assess and review	42	48	87.5%	27.4%	27.9%	28.6%
% of case starts with a reported IOTN of 3 and Aesthetic Component of 5 or below	0	0	N/A	0.5%	0.1%	0.1%
% of case starts with a reported IOTN of 3 and Aesthetic Component of 6 or above	0	0	N/A	4.1%	3.8%	4.1%
% of case starts with a reported IOTN of 4	0	0	N/A	78.6%	78.4%	77.7%
% of case starts with a reported IOTN of 5	0	0	N/A	15.2%	16.9%	16.8 %
% of concluded courses in receipt of dual-arch fixed appliances	0	0	N/A	76.7%	76.9%	73.8%
% of concluded courses where treatment was abandoned or discontinued	0	0	N/A	8.4%	7.0%	7.0%
% of patients satisfied with the treatment they have received	0	0	N/A	95.9%	96.1%	96.0%

* Figures in italics indicate that the base number is less than 100.

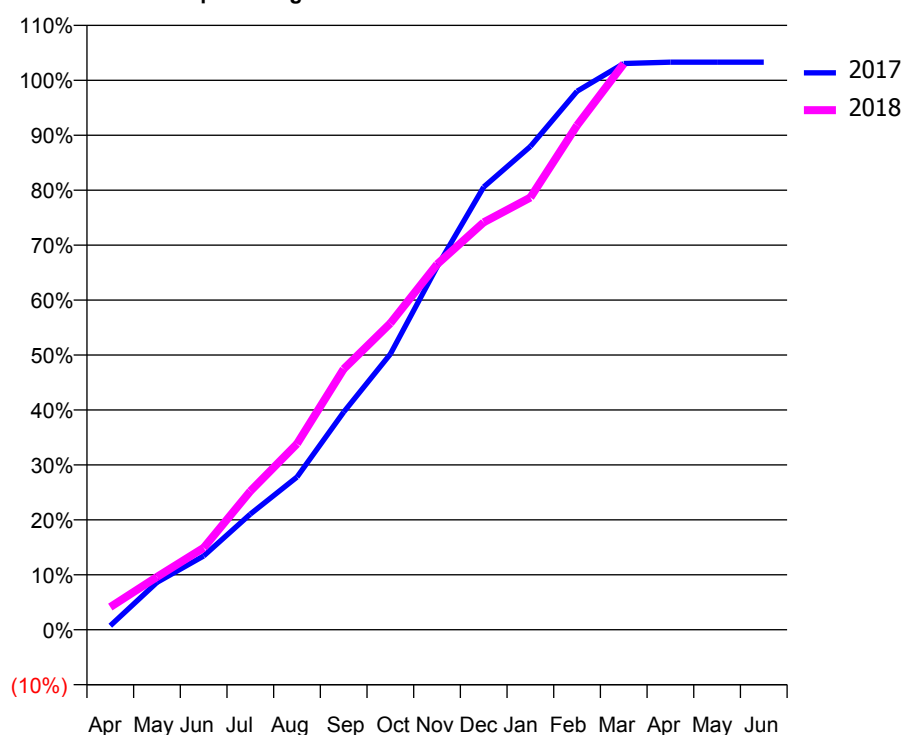
Q50 - Vital Signs Orthodontic At a Glance Contract Report for 132330/0001 - March 2018

Name or company name	Quantum Ortho Limited	17/18 Contracted general activity (UDA)	0
Contract type name	PDS Contract	Carry forward general activity (UDA)	0
Purpose of contract	Orthodontic	17/18 Contracted orthodontic activity (UOA)	8,812
Contract start date	01/04/2010	Carry forward orthodontic activity (UOA)	-176
Contract end date	31/03/2019	Baseline contract value	£566,133.93

ACCESS	Contract	England and Wales
24 month ratio of assessments to patient IDs	1.00	1.04

ACTIVITY	Contract
Contract assess and fit appliances (case starts) as a percentage of Area Team case starts	7.6 %

Cumulative percentage of contracted UOA delivered 2017 & 2018



Month	Adjusted Scheduled Activity (UOA)		
	2016	2017	2018
April	-482	66	365
May	-438	760	848
June	-333	1,183	1,314
July	270	1,855	2,222
August	802	2,450	2,982
September	1,710	3,491	4,181
October	2,685	4,422	4,916
November	4,254	5,819	5,861
December	5,475	7,100	6,533
January	6,124	7,751	6,932
February	7,712	8,637	8,089
March	8,512	9,080	9,076
April	8,512	9,102	
May	8,512	9,102	
June	8,512	9,102	

QUALITY (rolling 12 month period)

	Contract Quantity	Contract Base Number	Contract *	Area Team	Region	England
% of all assessments that were assess and fit appliances (case starts)	427	429	99.5%	64.2%	60.9%	60.1%
% of all assessments that were assess and refuse	0	429	0.0%	8.5%	11.2%	11.3%
% of all assessments that were assess and review	2	429	0.5%	27.4%	27.9%	28.6%
% of case starts with a reported IOTN of 3 and Aesthetic Component of 5 or below	0	427	N/A	0.5%	0.1%	0.1%
% of case starts with a reported IOTN of 3 and Aesthetic Component of 6 or above	16	427	3.7%	4.1%	3.8%	4.1%
% of case starts with a reported IOTN of 4	340	427	79.6%	78.6%	78.4%	77.7%
% of case starts with a reported IOTN of 5	68	427	15.9%	15.2%	16.9%	16.8%
% of concluded courses in receipt of dual-arch fixed appliances	276	300	92.0%	76.7%	76.9%	73.8%
% of concluded courses where treatment was abandoned or discontinued	20	300	6.7%	8.4%	7.0%	7.0%
% of patients satisfied with the treatment they have received	10	11	90.9%	95.9%	96.1%	96.0%

* Figures in italics indicate that the base number is less than 100.

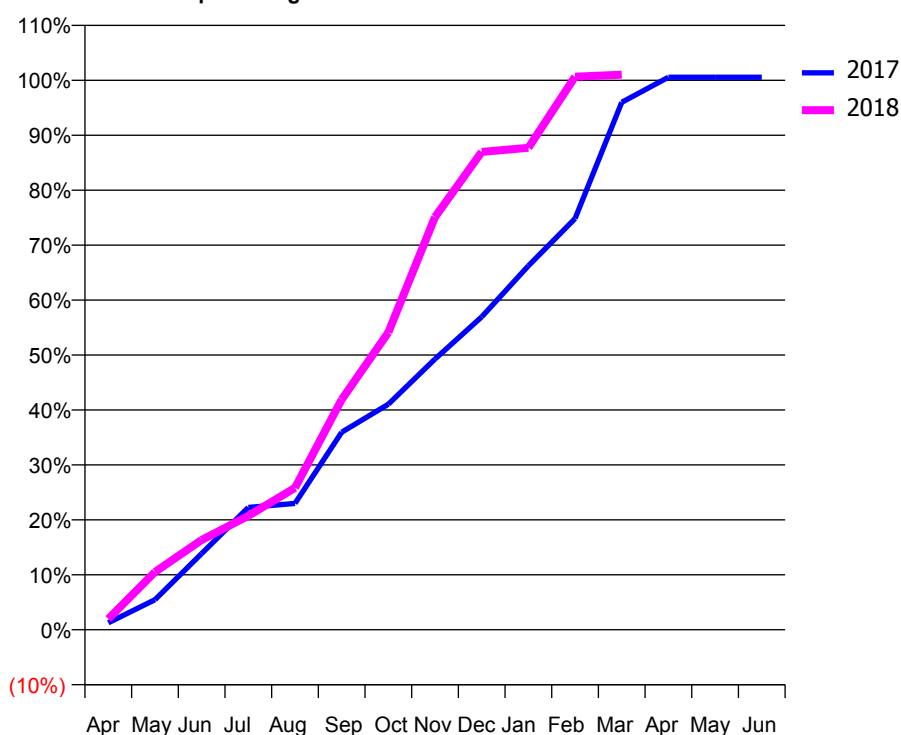
Q50 - Vital Signs Orthodontic At a Glance Contract Report for 132667/0001 - March 2018

Name or company name	Barton Dental Care Limited	17/18 Contracted general activity (UDA)	9,295
Contract type name	GDS Contract	Carry forward general activity (UDA)	371
Purpose of contract	General and Orthodontic	17/18 Contracted orthodontic activity (UOA)	548
Contract start date	01/04/2011	Carry forward orthodontic activity (UOA)	-3
Contract end date		Baseline contract value	£329,079.13

ACCESS	Contract	England and Wales
24 month ratio of assessments to patient IDs	1.29	1.04

ACTIVITY	Contract
Contract assess and fit appliances (case starts) as a percentage of Area Team case starts	0.4 %

Cumulative percentage of contracted UOA delivered 2017 & 2018



Month	Adjusted Scheduled Activity (UOA)		
	2016	2017	2018
April	12	7	11
May	34	30	58
June	55	76	90
July	81	122	114
August	90	126	142
September	95	197	230
October	185	225	297
November	251	270	412
December	294	312	477
January	319	363	481
February	409	410	552
March	508	526	554
April	554	551	
May	554	551	
June	554	551	

QUALITY (rolling 12 month period)	Contract Quantity	Contract Base Number	Contract *	Area Team	Region	England
% of all assessments that were assess and fit appliances (case starts)	24	94	25.5%	64.2%	60.9%	60.1%
% of all assessments that were assess and refuse	1	94	1.1%	8.5%	11.2%	11.3%
% of all assessments that were assess and review	69	94	73.4%	27.4%	27.9%	28.6%
% of case starts with a reported IOTN of 3 and Aesthetic Component of 5 or below	0	24	N/A	0.5%	0.1%	0.1%
% of case starts with a reported IOTN of 3 and Aesthetic Component of 6 or above	6	24	25.0%	4.1%	3.8%	4.1%
% of case starts with a reported IOTN of 4	17	24	70.8%	78.6%	78.4%	77.7%
% of case starts with a reported IOTN of 5	1	24	4.2%	15.2%	16.9%	16.8 %
% of concluded courses in receipt of dual-arch fixed appliances	0	1	N/A	76.7%	76.9%	73.8%
% of concluded courses where treatment was abandoned or discontinued	0	1	0.0%	8.4%	7.0%	7.0%
% of patients satisfied with the treatment they have received	0	0	N/A	95.9%	96.1%	96.0%

* Figures in italics indicate that the base number is less than 100.

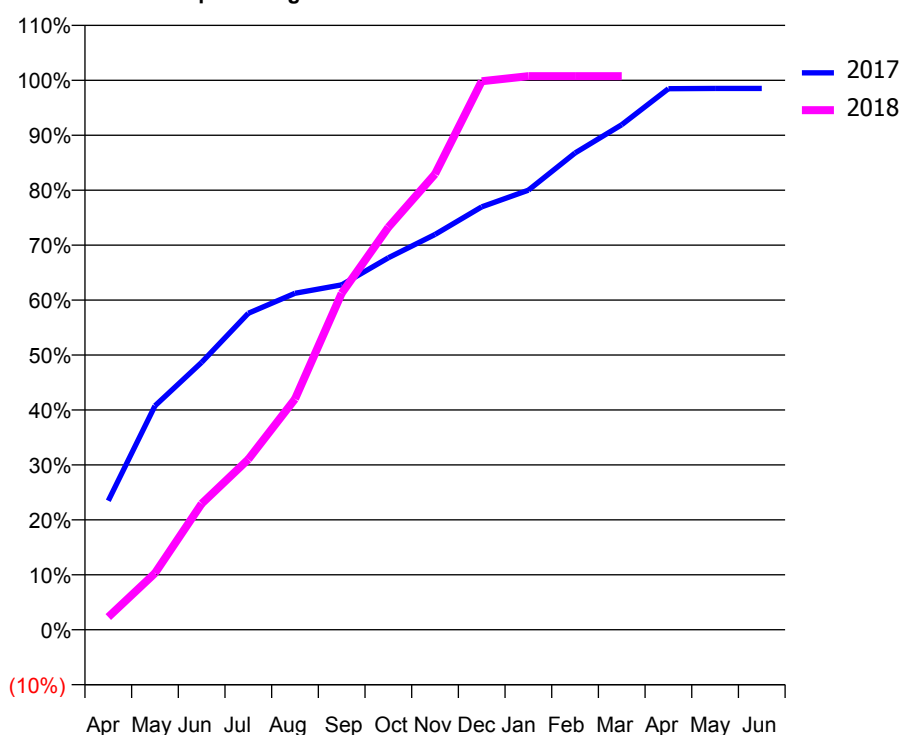
Q50 - Vital Signs Orthodontic At a Glance Contract Report for 141313/0001 - March 2018

Name or company name	C R ORTHODONTICS LTD	17/18 Contracted general activity (UDA)	0
Contract type name	PDS Contract	Carry forward general activity (UDA)	0
Purpose of contract	Orthodontic	17/18 Contracted orthodontic activity (UOA)	2,250
Contract start date	01/01/2011	Carry forward orthodontic activity (UOA)	45
Contract end date	31/12/2017	Baseline contract value	£127,560.89

ACCESS	Contract	England and Wales
24 month ratio of assessments to patient IDs	1.03	1.04

ACTIVITY	Contract
Contract assess and fit appliances (case starts) as a percentage of Area Team case starts	2.0 %

Cumulative percentage of contracted UOA delivered 2017 & 2018



Month	Adjusted Scheduled Activity (UOA)		
	2016	2017	2018
April	198	704	52
May	898	1,223	232
June	987	1,460	516
July	1,338	1,728	698
August	1,785	1,837	945
September	2,111	1,883	1,378
October	2,394	2,031	1,648
November	2,678	2,158	1,866
December	2,881	2,309	2,246
January	2,887	2,400	2,267
February	2,932	2,603	2,267
March	2,950	2,757	2,267
April	2,964	2,954	
May	2,964	2,955	
June	2,964	2,955	

QUALITY (rolling 12 month period)

	Contract Quantity	Contract Base Number	Contract *	Area Team	Region	England
% of all assessments that were assess and fit appliances (case starts)	115	225	51.1%	64.2%	60.9%	60.1%
% of all assessments that were assess and refuse	53	225	23.6%	8.5%	11.2%	11.3%
% of all assessments that were assess and review	57	225	25.3%	27.4%	27.9%	28.6%
% of case starts with a reported IOTN of 3 and Aesthetic Component of 5 or below	0	115	N/A	0.5%	0.1%	0.1%
% of case starts with a reported IOTN of 3 and Aesthetic Component of 6 or above	33	115	28.7%	4.1%	3.8%	4.1%
% of case starts with a reported IOTN of 4	68	115	59.1%	78.6%	78.4%	77.7%
% of case starts with a reported IOTN of 5	14	115	12.2%	15.2%	16.9%	16.8 %
% of concluded courses in receipt of dual-arch fixed appliances	0	62	N/A	76.7%	76.9%	73.8%
% of concluded courses where treatment was abandoned or discontinued	3	62	4.8%	8.4%	7.0%	7.0%
% of patients satisfied with the treatment they have received	2	2	100.0%	95.9%	96.1%	96.0%

* Figures in italics indicate that the base number is less than 100.

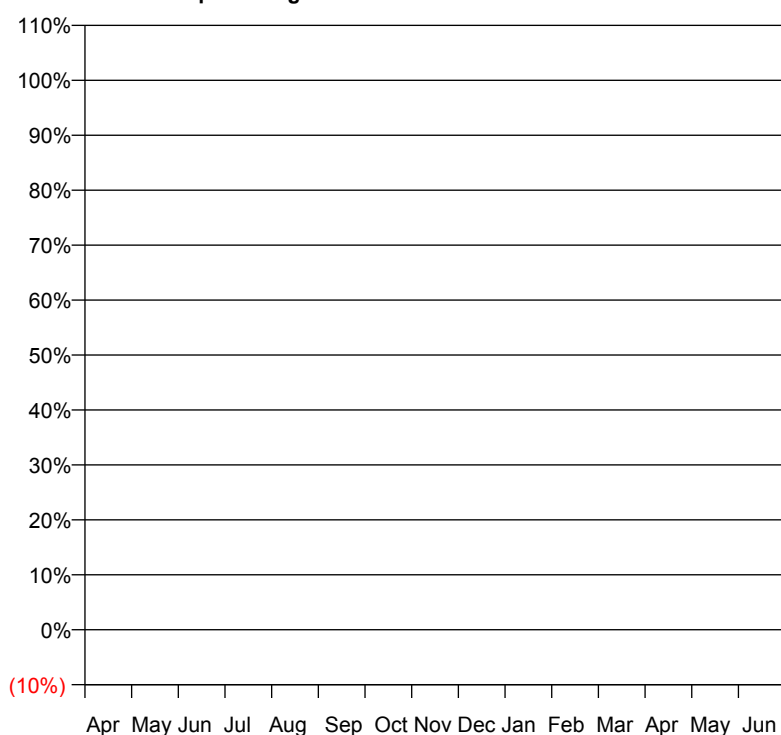
Q50 - Vital Signs Orthodontic At a Glance Contract Report for 143332/0001 - March 2018

Name or company name	Cleethorpes Dental Practice Limited	17/18 Contracted general activity (UDA)	21,404
Contract type name	GDS Contract	Carry forward general activity (UDA)	96
Purpose of contract	General	17/18 Contracted orthodontic activity (UOA)	0
Contract start date	01/07/2012	Carry forward orthodontic activity (UOA)	0
Contract end date		Baseline contract value	£709,410.78

ACCESS	Contract	England and Wales
24 month ratio of assessments to patient IDs	1.00	1.04

ACTIVITY	Contract
Contract assess and fit appliances (case starts) as a percentage of Area Team case starts	0.0 %

Cumulative percentage of contracted UOA delivered 2017 & 2018



Month	Adjusted Scheduled Activity (UOA)		
	2016	2017	2018
April	2	0	0
May	2	0	0
June	2	2	0
July	4	2	4
August	4	2	5
September	6	2	5
October	7	2	6
November	9	2	6
December	10	3	6
January	13	3	6
February	21	4	6
March	24	8	6
April	24	10	
May	24	10	
June	24	10	

QUALITY (rolling 12 month period)

	Contract Quantity	Contract Base Number	Contract *	Area Team	Region	England
% of all assessments that were assess and fit appliances (case starts)	0	8	0.0%	64.2%	60.9%	60.1%
% of all assessments that were assess and refuse	0	8	0.0%	8.5%	11.2%	11.3%
% of all assessments that were assess and review	8	8	100.0%	27.4%	27.9%	28.6%
% of case starts with a reported IOTN of 3 and Aesthetic Component of 5 or below	0	0	N/A	0.5%	0.1%	0.1%
% of case starts with a reported IOTN of 3 and Aesthetic Component of 6 or above	0	0	N/A	4.1%	3.8%	4.1%
% of case starts with a reported IOTN of 4	0	0	N/A	78.6%	78.4%	77.7%
% of case starts with a reported IOTN of 5	0	0	N/A	15.2%	16.9%	16.8 %
% of concluded courses in receipt of dual-arch fixed appliances	16	20	80.0%	76.7%	76.9%	73.8%
% of concluded courses where treatment was abandoned or discontinued	2	20	10.0%	8.4%	7.0%	7.0%
% of patients satisfied with the treatment they have received	0	0	N/A	95.9%	96.1%	96.0%

* Figures in italics indicate that the base number is less than 100.

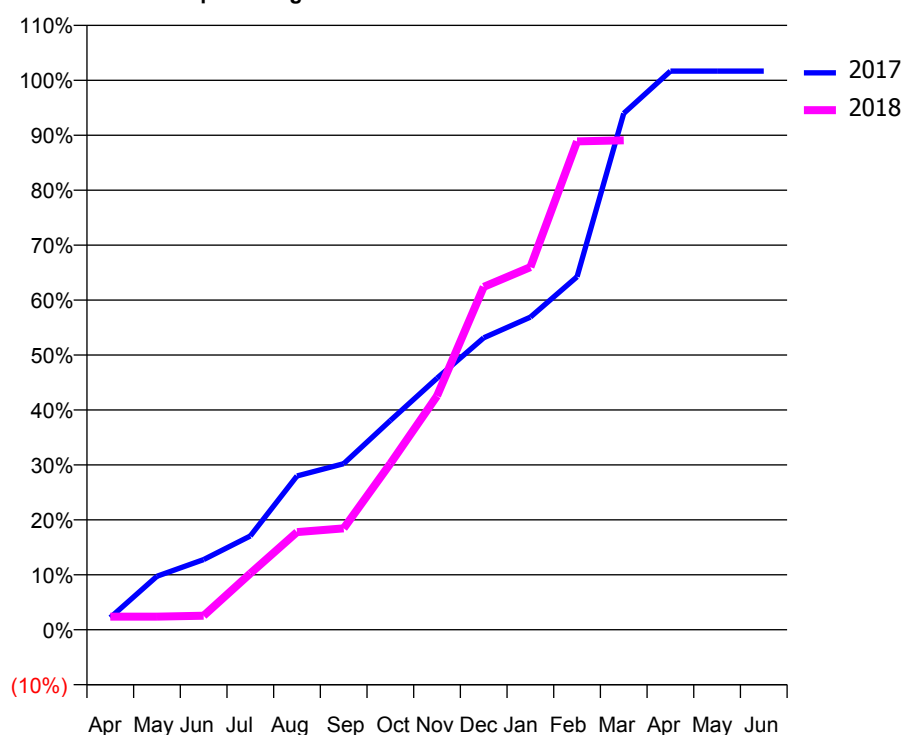
Q50 - Vital Signs Orthodontic At a Glance Contract Report for 143464/0001 - March 2018

Name or company name	The Dental Health Practice Ltd.	17/18 Contracted general activity (UDA)	5,931
Contract type name	GDS Contract	Carry forward general activity (UDA)	0
Purpose of contract	General and Orthodontic	17/18 Contracted orthodontic activity (UOA)	585
Contract start date	01/01/2009	Carry forward orthodontic activity (UOA)	-10
Contract end date		Baseline contract value	£225,454.18

ACCESS	Contract	England and Wales
24 month ratio of assessments to patient IDs	1.05	1.04

ACTIVITY	Contract
Contract assess and fit appliances (case starts) as a percentage of Area Team case starts	0.5 %

Cumulative percentage of contracted UOA delivered 2017 & 2018



Month	Adjusted Scheduled Activity (UOA)		
	2016	2017	2018
April	5	13	14
May	91	57	14
June	94	75	15
July	95	100	60
August	181	164	104
September	186	177	108
October	234	223	177
November	277	268	249
December	303	311	365
January	308	333	386
February	418	376	520
March	551	550	521
April	618	595	
May	618	595	
June	618	595	

QUALITY (rolling 12 month period)

	Contract Quantity	Contract Base Number	Contract *	Area Team	Region	England
% of all assessments that were assess and fit appliances (case starts)	27	67	40.3%	64.2%	60.9%	60.1%
% of all assessments that were assess and refuse	6	67	9.0%	8.5%	11.2%	11.3%
% of all assessments that were assess and review	34	67	50.7%	27.4%	27.9%	28.6%
% of case starts with a reported IOTN of 3 and Aesthetic Component of 5 or below	0	27	N/A	0.5%	0.1%	0.1%
% of case starts with a reported IOTN of 3 and Aesthetic Component of 6 or above	3	27	11.1%	4.1%	3.8%	4.1%
% of case starts with a reported IOTN of 4	18	27	66.7%	78.6%	78.4%	77.7%
% of case starts with a reported IOTN of 5	6	27	22.2%	15.2%	16.9%	16.8 %
% of concluded courses in receipt of dual-arch fixed appliances	24	27	88.9%	76.7%	76.9%	73.8%
% of concluded courses where treatment was abandoned or discontinued	0	27	0.0%	8.4%	7.0%	7.0%
% of patients satisfied with the treatment they have received	1	1	100.0%	95.9%	96.1%	96.0%

* Figures in italics indicate that the base number is less than 100.

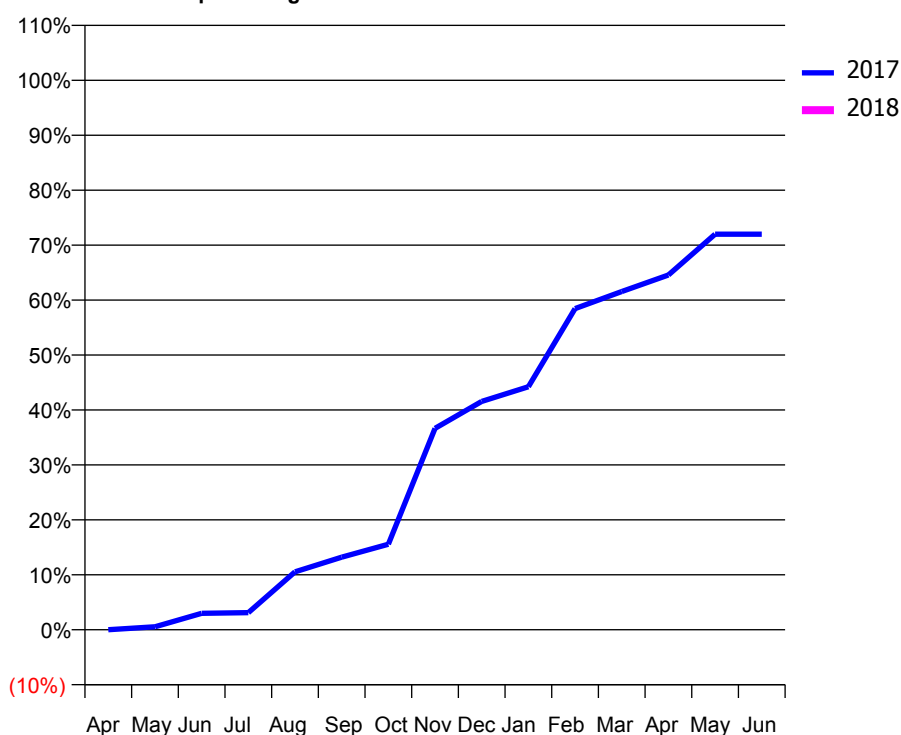
Q50 - Vital Signs Orthodontic At a Glance Contract Report for 144940/0001 - March 2018

Name or company name	Wilsdon Dental	17/18 Contracted general activity (UDA)	0
Contract type name	PDS Contract	Carry forward general activity (UDA)	0
Purpose of contract	Orthodontic	17/18 Contracted orthodontic activity (UOA)	0
Contract start date	01/09/2014	Carry forward orthodontic activity (UOA)	0
Contract end date	31/03/2019	Baseline contract value	£25,638.99

ACCESS	Contract	England and Wales
24 month ratio of assessments to patient IDs	1.00	1.04

ACTIVITY	Contract
Contract assess and fit appliances (case starts) as a percentage of Area Team case starts	0.3 %

Cumulative percentage of contracted UOA delivered 2017 & 2018



Month	Adjusted Scheduled Activity (UOA)		
	2016	2017	2018
April	-629	0	0
May	-623	5	84
June	-621	27	147
July	-558	28	210
August	-555	95	210
September	-531	119	210
October	-510	140	210
November	-468	330	210
December	-359	374	210
January	-317	398	210
February	-271	526	210
March	-56	554	210
April	-54	581	
May	-54	648	
June	-54	648	

QUALITY (rolling 12 month period)

	Contract Quantity	Contract Base Number	Contract *	Area Team	Region	England
% of all assessments that were assess and fit appliances (case starts)	16	22	72.7%	64.2%	60.9%	60.1%
% of all assessments that were assess and refuse	1	22	4.5%	8.5%	11.2%	11.3%
% of all assessments that were assess and review	5	22	22.7%	27.4%	27.9%	28.6%
% of case starts with a reported IOTN of 3 and Aesthetic Component of 5 or below	0	16	<i>N/A</i>	0.5%	0.1%	0.1%
% of case starts with a reported IOTN of 3 and Aesthetic Component of 6 or above	0	16	<i>N/A</i>	4.1%	3.8%	4.1%
% of case starts with a reported IOTN of 4	14	16	87.5%	78.6%	78.4%	77.7%
% of case starts with a reported IOTN of 5	2	16	12.5%	15.2%	16.9%	16.8 %
% of concluded courses in receipt of dual-arch fixed appliances	0	10	<i>N/A</i>	76.7%	76.9%	73.8%
% of concluded courses where treatment was abandoned or discontinued	3	10	30.0%	8.4%	7.0%	7.0%
% of patients satisfied with the treatment they have received	0	0	<i>N/A</i>	95.9%	96.1%	96.0%

* Figures in italics indicate that the base number is less than 100.

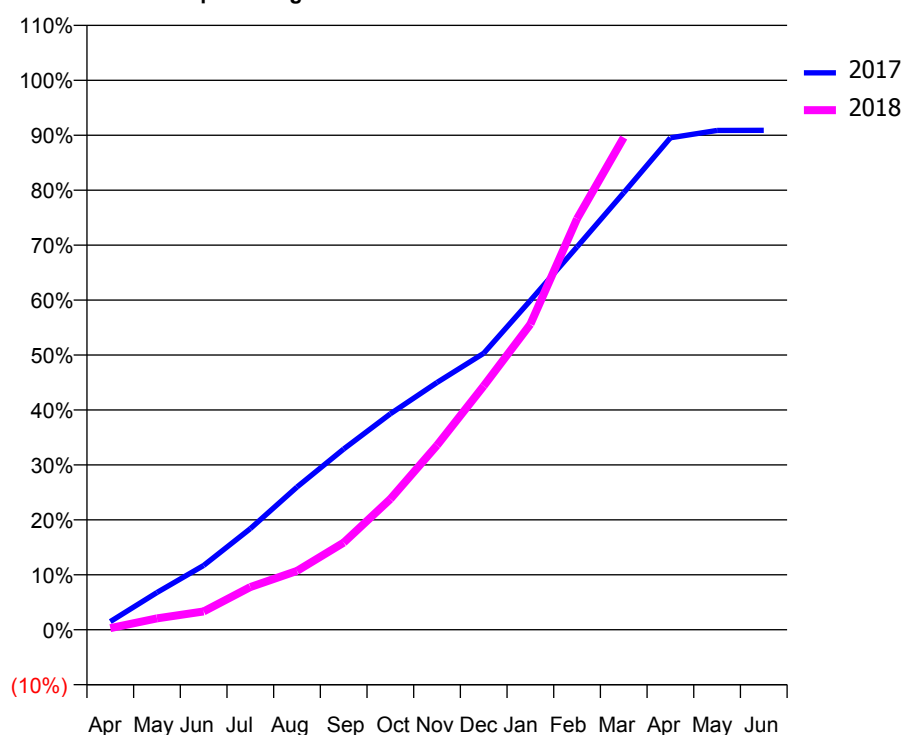
Q50 - Vital Signs Orthodontic At a Glance Contract Report for 147761/0001 - March 2018

Name or company name	ALPHA WINDMILL (YORK) LIMITED	17/18 Contracted general activity (UDA)	0
Contract type name	PDS Contract	Carry forward general activity (UDA)	0
Purpose of contract	Orthodontic	17/18 Contracted orthodontic activity (UOA)	8,000
Contract start date	01/04/2012	Carry forward orthodontic activity (UOA)	0
Contract end date	31/03/2019	Baseline contract value	£445,302.54

ACCESS	Contract	England and Wales
24 month ratio of assessments to patient IDs	1.11	1.04

ACTIVITY	Contract
Contract assess and fit appliances (case starts) as a percentage of Area Team case starts	6.6 %

Cumulative percentage of contracted UOA delivered 2017 & 2018



Month	Adjusted Scheduled Activity (UOA)		
	2016	2017	2018
April	4	119	25
May	223	543	166
June	409	936	267
July	820	1,472	623
August	1,269	2,079	858
September	1,501	2,632	1,269
October	1,947	3,144	1,903
November	2,496	3,601	2,685
December	3,166	4,025	3,550
January	3,503	4,794	4,448
February	4,772	5,575	5,985
March	5,460	6,362	7,167
April	5,842	7,162	
May	5,910	7,270	
June	5,914	7,272	

QUALITY (rolling 12 month period)	Contract Quantity	Contract Base Number	Contract *	Area Team	Region	England
% of all assessments that were assess and fit appliances (case starts)	372	917	40.6%	64.2%	60.9%	60.1%
% of all assessments that were assess and refuse	133	917	14.5%	8.5%	11.2%	11.3%
% of all assessments that were assess and review	412	917	44.9%	27.4%	27.9%	28.6%
% of case starts with a reported IOTN of 3 and Aesthetic Component of 5 or below	0	372	N/A	0.5%	0.1%	0.1%
% of case starts with a reported IOTN of 3 and Aesthetic Component of 6 or above	8	372	2.2%	4.1%	3.8%	4.1%
% of case starts with a reported IOTN of 4	324	372	87.1%	78.6%	78.4%	77.7%
% of case starts with a reported IOTN of 5	40	372	10.8%	15.2%	16.9%	16.8%
% of concluded courses in receipt of dual-arch fixed appliances	211	278	75.9%	76.7%	76.9%	73.8%
% of concluded courses where treatment was abandoned or discontinued	25	278	9.0%	8.4%	7.0%	7.0%
% of patients satisfied with the treatment they have received	6	6	100.0%	95.9%	96.1%	96.0%

* Figures in italics indicate that the base number is less than 100.

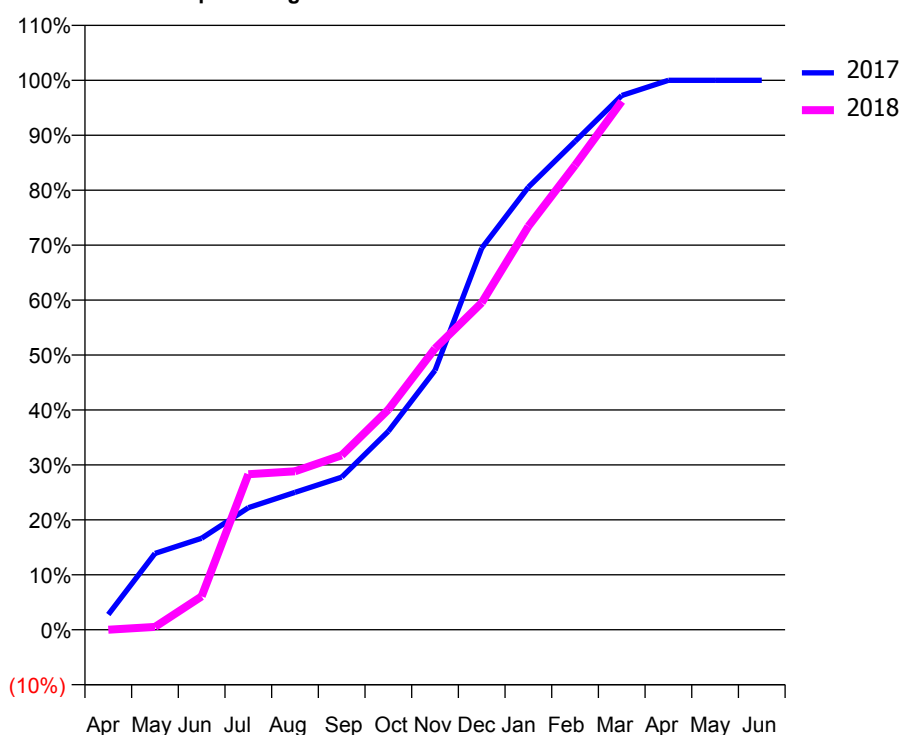
Q50 - Vital Signs Orthodontic At a Glance Contract Report for 155365/0002 - March 2018

Name or company name	Ishak Practices Ltd	17/18 Contracted general activity (UDA)	17,246
Contract type name	GDS Contract	Carry forward general activity (UDA)	0
Purpose of contract	General and Orthodontic	17/18 Contracted orthodontic activity (UOA)	756
Contract start date	01/06/2015	Carry forward orthodontic activity (UOA)	0
Contract end date		Baseline contract value	£451,042.11

ACCESS	Contract	England and Wales
24 month ratio of assessments to patient IDs	1.00	1.04

ACTIVITY	Contract
Contract assess and fit appliances (case starts) as a percentage of Area Team case starts	0.7 %

Cumulative percentage of contracted UOA delivered 2017 & 2018



Month	Adjusted Scheduled Activity (UOA)		
	2016	2017	2018
April	0	21	0
May	0	105	4
June	0	126	46
July	0	168	214
August	0	189	218
September	21	210	240
October	21	273	303
November	84	357	387
December	148	525	450
January	148	609	555
February	442	672	639
March	463	735	727
April	526	756	
May	526	756	
June	526	756	

QUALITY (rolling 12 month period)

	Contract Quantity	Contract Base Number	Contract *	Area Team	Region	England
% of all assessments that were assess and fit appliances (case starts)	38	39	97.4%	64.2%	60.9%	60.1%
% of all assessments that were assess and refuse	1	39	2.6%	8.5%	11.2%	11.3%
% of all assessments that were assess and review	0	39	0.0%	27.4%	27.9%	28.6%
% of case starts with a reported IOTN of 3 and Aesthetic Component of 5 or below	0	38	<i>N/A</i>	0.5%	0.1%	0.1%
% of case starts with a reported IOTN of 3 and Aesthetic Component of 6 or above	10	38	26.3%	4.1%	3.8%	4.1%
% of case starts with a reported IOTN of 4	22	38	57.9%	78.6%	78.4%	77.7%
% of case starts with a reported IOTN of 5	6	38	15.8%	15.2%	16.9%	16.8%
% of concluded courses in receipt of dual-arch fixed appliances	3	42	7.1%	76.7%	76.9%	73.8%
% of concluded courses where treatment was abandoned or discontinued	2	42	4.8%	8.4%	7.0%	7.0%
% of patients satisfied with the treatment they have received	1	1	100.0%	95.9%	96.1%	96.0%

* Figures in italics indicate that the base number is less than 100.

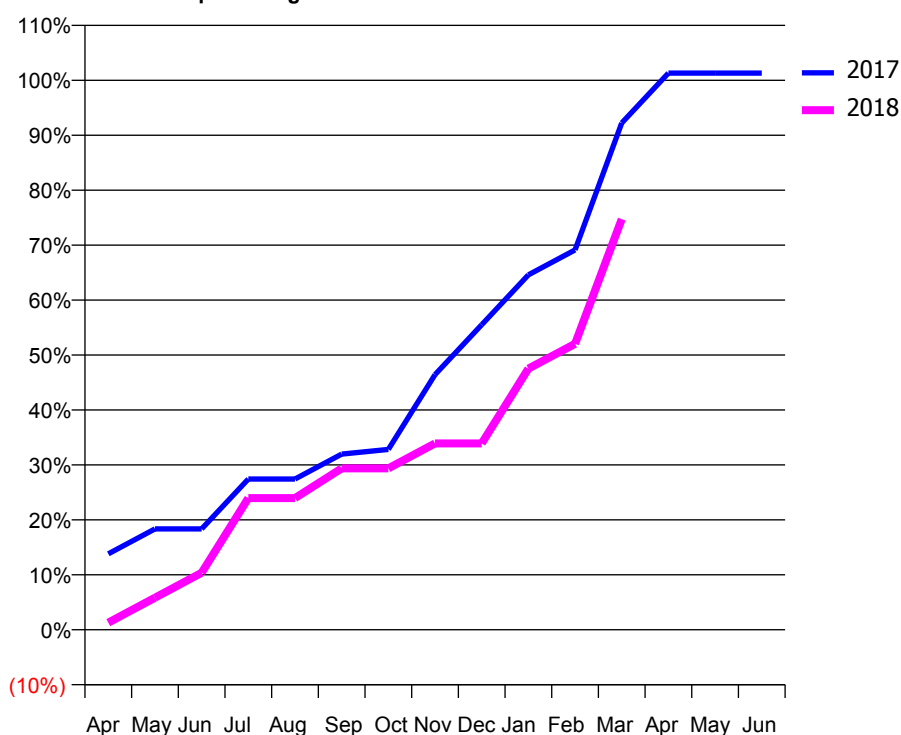
Q50 - Vital Signs Orthodontic At a Glance Contract Report for 158488/0001 - March 2018

Name or company name	Bedale Dental Practice Ltd	17/18 Contracted general activity (UDA)	3,500
Contract type name	GDS Contract	Carry forward general activity (UDA)	1
Purpose of contract	General and Orthodontic	17/18 Contracted orthodontic activity (UOA)	463
Contract start date	01/02/2012	Carry forward orthodontic activity (UOA)	-6
Contract end date		Baseline contract value	£119,359.80

ACCESS	Contract	England and Wales
24 month ratio of assessments to patient IDs	1.00	1.04

ACTIVITY	Contract
Contract assess and fit appliances (case starts) as a percentage of Area Team case starts	0.3 %

Cumulative percentage of contracted UOA delivered 2017 & 2018



Month	Adjusted Scheduled Activity (UOA)		
	2016	2017	2018
April	0	64	6
May	21	85	27
June	126	85	48
July	149	127	111
August	233	127	111
September	254	148	136
October	296	152	136
November	317	215	157
December	401	257	157
January	422	299	220
February	422	320	241
March	464	427	346
April	464	469	
May	464	469	
June	464	469	

QUALITY (rolling 12 month period)

	Contract Quantity	Contract Base Number	Contract *	Area Team	Region	England
% of all assessments that were assess and fit appliances (case starts)	19	19	100.0%	64.2%	60.9%	60.1%
% of all assessments that were assess and refuse	0	19	0.0%	8.5%	11.2%	11.3%
% of all assessments that were assess and review	0	19	0.0%	27.4%	27.9%	28.6%
% of case starts with a reported IOTN of 3 and Aesthetic Component of 5 or below	0	19	N/A	0.5%	0.1%	0.1%
% of case starts with a reported IOTN of 3 and Aesthetic Component of 6 or above	1	19	5.3%	4.1%	3.8%	4.1%
% of case starts with a reported IOTN of 4	18	19	94.7%	78.6%	78.4%	77.7%
% of case starts with a reported IOTN of 5	0	19	N/A	15.2%	16.9%	16.8%
% of concluded courses in receipt of dual-arch fixed appliances	0	16	N/A	76.7%	76.9%	73.8%
% of concluded courses where treatment was abandoned or discontinued	3	16	18.8%	8.4%	7.0%	7.0%
% of patients satisfied with the treatment they have received	1	1	100.0%	95.9%	96.1%	96.0%

* Figures in italics indicate that the base number is less than 100.

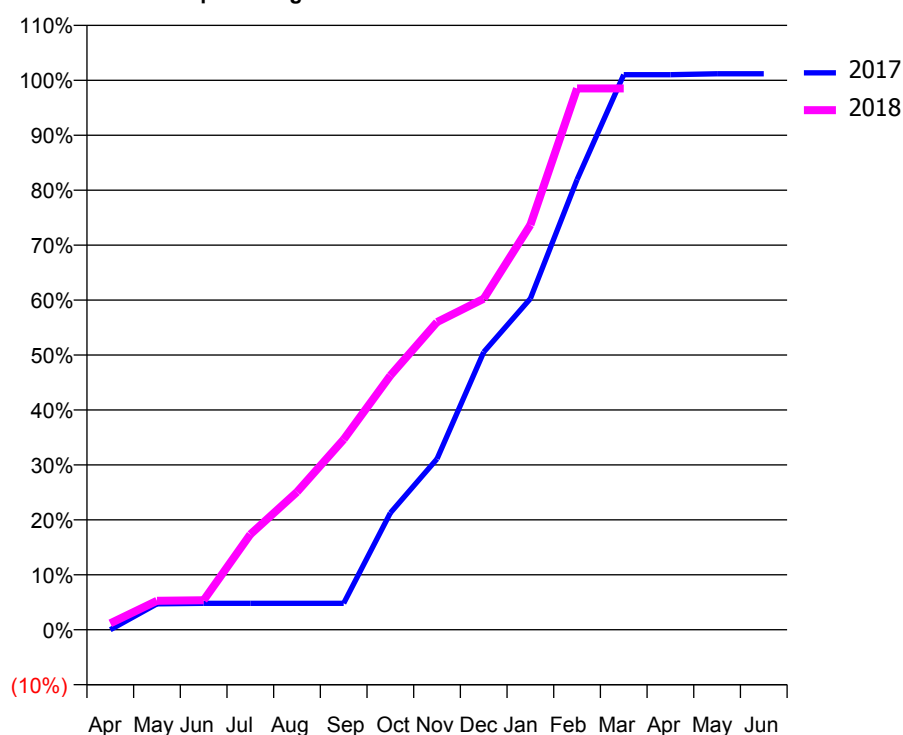
Q50 - Vital Signs Orthodontic At a Glance Contract Report for 164690/0002 - March 2018

Name or company name	IDH 477 Limited	17/18 Contracted general activity (UDA)	0
Contract type name	GDS Contract	Carry forward general activity (UDA)	0
Purpose of contract	Orthodontic	17/18 Contracted orthodontic activity (UOA)	1,100
Contract start date	12/07/2009	Carry forward orthodontic activity (UOA)	-13
Contract end date		Baseline contract value	£72,160.15

ACCESS	Contract	England and Wales
24 month ratio of assessments to patient IDs	1.03	1.04

ACTIVITY	Contract
Contract assess and fit appliances (case starts) as a percentage of Area Team case starts	0.9 %

Cumulative percentage of contracted UOA delivered 2017 & 2018



Month	Adjusted Scheduled Activity (UOA)		
	2016	2017	2018
April	22	0	13
May	193	52	58
June	315	53	59
July	690	53	191
August	713	53	276
September	736	53	381
October	736	234	509
November	761	342	616
December	782	556	663
January	803	663	811
February	835	901	1,084
March	904	1,111	1,084
April	1,009	1,111	
May	1,051	1,113	
June	1,051	1,113	

QUALITY (rolling 12 month period)	Contract Quantity	Contract Base Number	Contract *	Area Team	Region	England
% of all assessments that were assess and fit appliances (case starts)	52	73	71.2%	64.2%	60.9%	60.1%
% of all assessments that were assess and refuse	5	73	6.8%	8.5%	11.2%	11.3%
% of all assessments that were assess and review	16	73	21.9%	27.4%	27.9%	28.6%
% of case starts with a reported IOTN of 3 and Aesthetic Component of 5 or below	0	52	<i>N/A</i>	0.5%	0.1%	0.1%
% of case starts with a reported IOTN of 3 and Aesthetic Component of 6 or above	5	52	9.6%	4.1%	3.8%	4.1%
% of case starts with a reported IOTN of 4	38	52	73.1%	78.6%	78.4%	77.7%
% of case starts with a reported IOTN of 5	9	52	17.3%	15.2%	16.9%	16.8 %
% of concluded courses in receipt of dual-arch fixed appliances	1	2	50.0%	76.7%	76.9%	73.8%
% of concluded courses where treatment was abandoned or discontinued	1	2	50.0%	8.4%	7.0%	7.0%
% of patients satisfied with the treatment they have received	2	2	100.0%	95.9%	96.1%	96.0%

* Figures in italics indicate that the base number is less than 100.

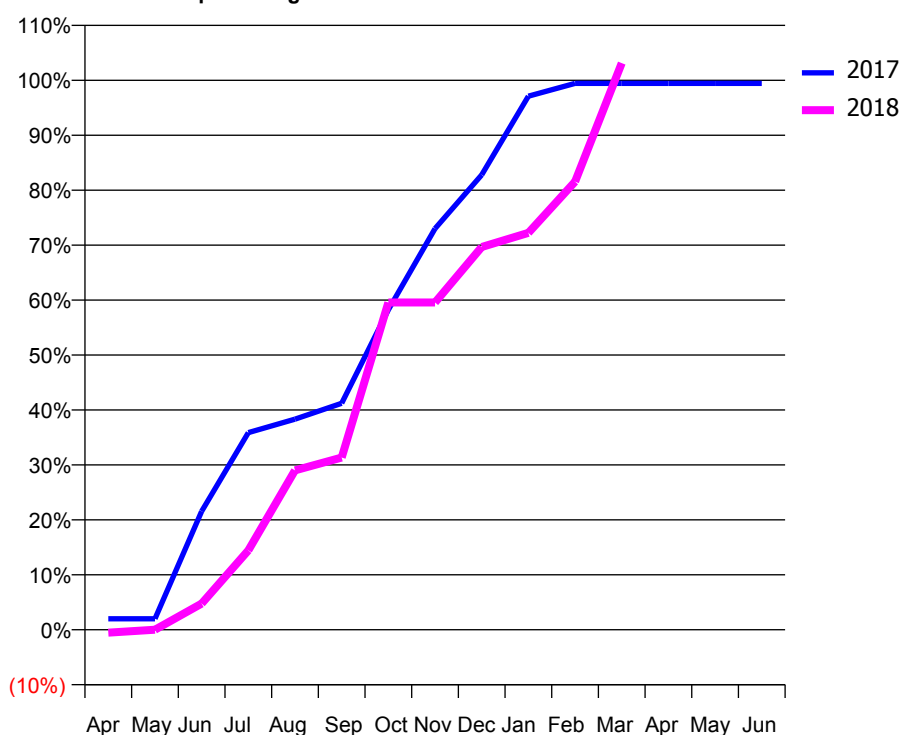
Q50 - Vital Signs Orthodontic At a Glance Contract Report for 170690/0001 - March 2018

Name or company name	Church House Dental Practice	17/18 Contracted general activity (UDA)	26,382
Contract type name	GDS Contract	Carry forward general activity (UDA)	0
Purpose of contract	General and Orthodontic	17/18 Contracted orthodontic activity (UOA)	900
Contract start date	18/03/2014	Carry forward orthodontic activity (UOA)	5
Contract end date		Baseline contract value	£894,529.24

ACCESS	Contract	England and Wales
24 month ratio of assessments to patient IDs	1.01	1.04

ACTIVITY	Contract
Contract assess and fit appliances (case starts) as a percentage of Area Team case starts	0.8 %

Cumulative percentage of contracted UOA delivered 2017 & 2018



Month	Adjusted Scheduled Activity (UOA)		
	2016	2017	2018
April	8	18	-5
May	165	18	-0
June	212	194	43
July	422	323	130
August	508	345	261
September	616	371	282
October	725	524	536
November	835	657	536
December	836	745	627
January	836	874	650
February	858	895	734
March	906	895	928
April	907	895	
May	928	895	
June	928	895	

QUALITY (rolling 12 month period)	Contract Quantity	Contract Base Number	Contract *	Area Team	Region	England
% of all assessments that were assess and fit appliances (case starts)	44	71	62.0%	64.2%	60.9%	60.1%
% of all assessments that were assess and refuse	3	71	4.2%	8.5%	11.2%	11.3%
% of all assessments that were assess and review	24	71	33.8%	27.4%	27.9%	28.6%
% of case starts with a reported IOTN of 3 and Aesthetic Component of 5 or below	1	44	2.3%	0.5%	0.1%	0.1%
% of case starts with a reported IOTN of 3 and Aesthetic Component of 6 or above	8	44	18.2%	4.1%	3.8%	4.1%
% of case starts with a reported IOTN of 4	33	44	75.0%	78.6%	78.4%	77.7%
% of case starts with a reported IOTN of 5	2	44	4.5%	15.2%	16.9%	16.8 %
% of concluded courses in receipt of dual-arch fixed appliances	13	51	25.5%	76.7%	76.9%	73.8%
% of concluded courses where treatment was abandoned or discontinued	4	51	7.8%	8.4%	7.0%	7.0%
% of patients satisfied with the treatment they have received	2	2	100.0%	95.9%	96.1%	96.0%

* Figures in italics indicate that the base number is less than 100.

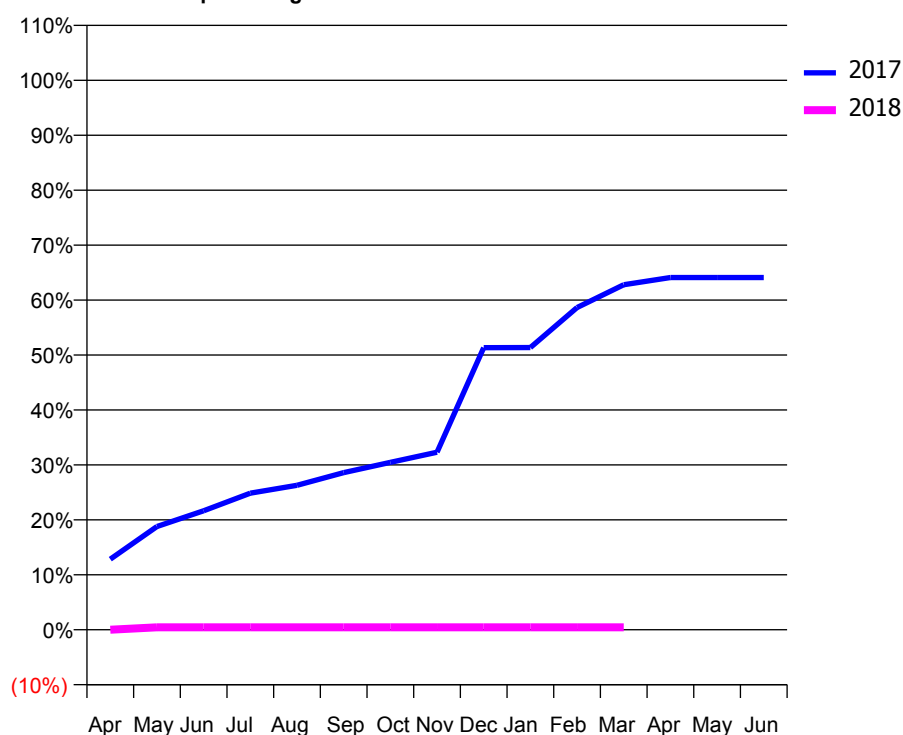
Q50 - Vital Signs Orthodontic At a Glance Contract Report for 175927/0001 - March 2018

Name or company name	Pierce and Geddes Limited	17/18 Contracted general activity (UDA)	0
Contract type name	PDS Contract	Carry forward general activity (UDA)	0
Purpose of contract	Orthodontic	17/18 Contracted orthodontic activity (UOA)	4,600
Contract start date	01/03/2013	Carry forward orthodontic activity (UOA)	0
Contract end date	31/03/2019	Baseline contract value	£244,805.34

ACCESS	Contract	England and Wales
24 month ratio of assessments to patient IDs	1.00	1.04

ACTIVITY	Contract
Contract assess and fit appliances (case starts) as a percentage of Area Team case starts	0.2 %

Cumulative percentage of contracted UOA delivered 2017 & 2018



Month	Adjusted Scheduled Activity (UOA)		
	2016	2017	2018
April	-164	591	0
May	-164	865	21
June	-164	996	21
July	288	1,144	21
August	662	1,209	21
September	1,544	1,316	21
October	1,628	1,401	21
November	2,131	1,486	21
December	2,568	2,362	21
January	3,071	2,363	21
February	3,525	2,697	21
March	4,407	2,888	21
April	5,127	2,949	
May	5,148	2,949	
June	5,148	2,949	

QUALITY (rolling 12 month period)	Contract Quantity	Contract Base Number	Contract *	Area Team	Region	England
% of all assessments that were assess and fit appliances (case starts)	14	61	23.0%	64.2%	60.9%	60.1%
% of all assessments that were assess and refuse	6	61	9.8%	8.5%	11.2%	11.3%
% of all assessments that were assess and review	41	61	67.2%	27.4%	27.9%	28.6%
% of case starts with a reported IOTN of 3 and Aesthetic Component of 5 or below	0	14	N/A	0.5%	0.1%	0.1%
% of case starts with a reported IOTN of 3 and Aesthetic Component of 6 or above	0	14	N/A	4.1%	3.8%	4.1%
% of case starts with a reported IOTN of 4	10	14	71.4%	78.6%	78.4%	77.7%
% of case starts with a reported IOTN of 5	4	14	28.6%	15.2%	16.9%	16.8 %
% of concluded courses in receipt of dual-arch fixed appliances	0	14	N/A	76.7%	76.9%	73.8%
% of concluded courses where treatment was abandoned or discontinued	6	14	42.9%	8.4%	7.0%	7.0%
% of patients satisfied with the treatment they have received	0	0	N/A	95.9%	96.1%	96.0%

* Figures in italics indicate that the base number is less than 100.

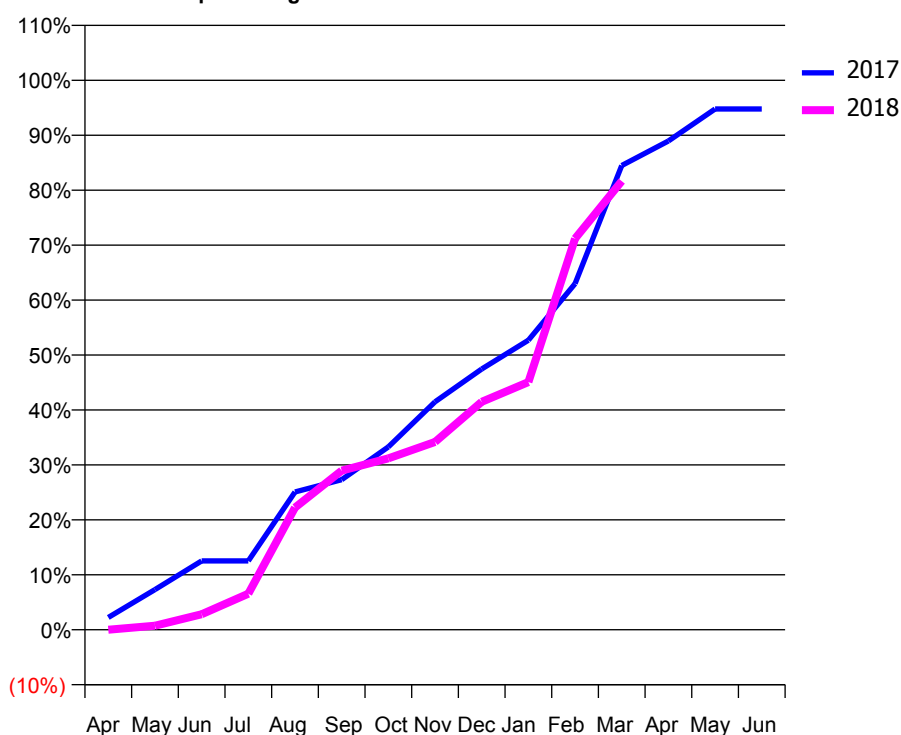
Q50 - Vital Signs Orthodontic At a Glance Contract Report for 177032/0001 - March 2018

Name or company name	Orchard House Dental Care	17/18 Contracted general activity (UDA)	390
Contract type name	GDS Contract	Carry forward general activity (UDA)	-8
Purpose of contract	General and Orthodontic	17/18 Contracted orthodontic activity (UOA)	134
Contract start date	01/04/2015	Carry forward orthodontic activity (UOA)	0
Contract end date		Baseline contract value	£27,789.28

ACCESS	Contract	England and Wales
24 month ratio of assessments to patient IDs	1.29	1.04

ACTIVITY	Contract
Contract assess and fit appliances (case starts) as a percentage of Area Team case starts	0.0 %

Cumulative percentage of contracted UOA delivered 2017 & 2018



Month	Adjusted Scheduled Activity (UOA)		
	2016	2017	2018
April	0	3	0
May	0	10	1
June	5	17	4
July	16	17	9
August	27	34	30
September	30	37	39
October	38	45	42
November	48	56	46
December	53	64	56
January	57	71	60
February	71	84	95
March	83	113	109
April	92	119	
May	92	127	
June	92	127	

QUALITY (rolling 12 month period)

	Contract Quantity	Contract Base Number	Contract *	Area Team	Region	England
% of all assessments that were assess and fit appliances (case starts)	1	102	1.0%	64.2%	60.9%	60.1%
% of all assessments that were assess and refuse	12	102	11.8%	8.5%	11.2%	11.3%
% of all assessments that were assess and review	89	102	87.3%	27.4%	27.9%	28.6%
% of case starts with a reported IOTN of 3 and Aesthetic Component of 5 or below	0	1	<i>N/A</i>	0.5%	0.1%	0.1%
% of case starts with a reported IOTN of 3 and Aesthetic Component of 6 or above	0	1	<i>N/A</i>	4.1%	3.8%	4.1%
% of case starts with a reported IOTN of 4	0	1	<i>N/A</i>	78.6%	78.4%	77.7%
% of case starts with a reported IOTN of 5	0	1	<i>N/A</i>	15.2%	16.9%	16.8 %
% of concluded courses in receipt of dual-arch fixed appliances	0	0	<i>N/A</i>	76.7%	76.9%	73.8%
% of concluded courses where treatment was abandoned or discontinued	0	0	<i>N/A</i>	8.4%	7.0%	7.0%
% of patients satisfied with the treatment they have received	0	0	<i>N/A</i>	95.9%	96.1%	96.0%

* Figures in italics indicate that the base number is less than 100.

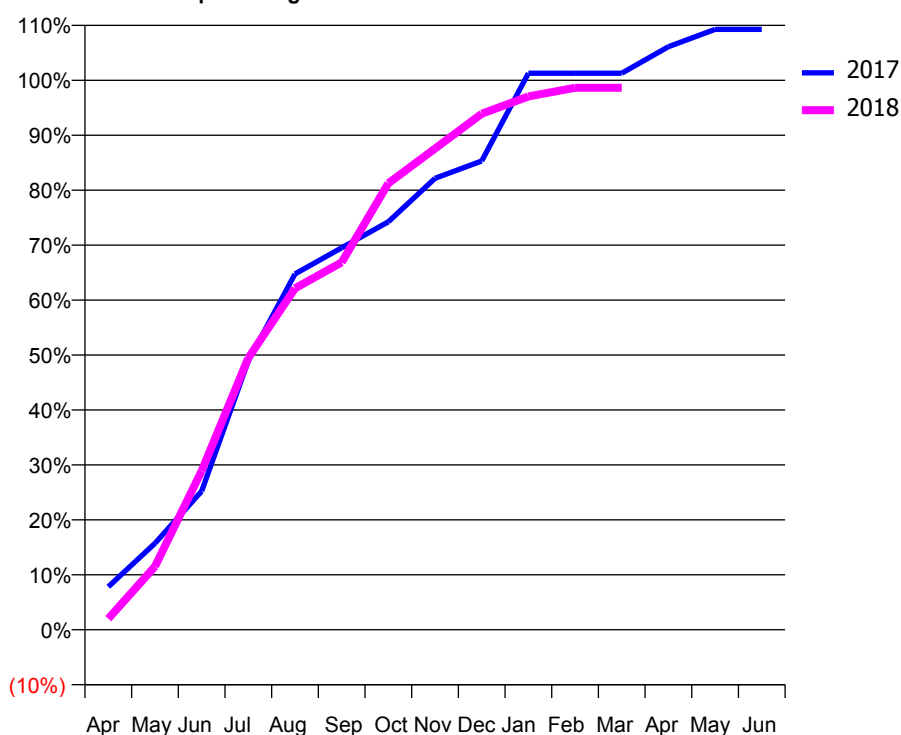
Q50 - Vital Signs Orthodontic At a Glance Contract Report for 177717/0003 - March 2018

Name or company name	Smile Lincs Ltd	17/18 Contracted general activity (UDA)	0
Contract type name	PDS Contract	Carry forward general activity (UDA)	0
Purpose of contract	Orthodontic	17/18 Contracted orthodontic activity (UOA)	1,328
Contract start date	01/09/2015	Carry forward orthodontic activity (UOA)	-27
Contract end date	31/03/2019	Baseline contract value	£85,398.59

ACCESS	Contract	England and Wales
24 month ratio of assessments to patient IDs	1.02	1.04

ACTIVITY	Contract
Contract assess and fit appliances (case starts) as a percentage of Area Team case starts	1.2 %

Cumulative percentage of contracted UOA delivered 2017 & 2018



Month	Adjusted Scheduled Activity (UOA)		
	2016	2017	2018
April	0	104	27
May	0	209	153
June	0	335	384
July	0	650	657
August	0	860	825
September	0	923	888
October	0	986	1,079
November	63	1,091	1,163
December	463	1,133	1,247
January	526	1,345	1,289
February	576	1,345	1,310
March	576	1,345	1,310
April	580	1,409	
May	580	1,451	
June	748	1,451	

QUALITY (rolling 12 month period)

	Contract Quantity	Contract Base Number	Contract *	Area Team	Region	England
% of all assessments that were assess and fit appliances (case starts)	66	67	98.5%	64.2%	60.9%	60.1%
% of all assessments that were assess and refuse	0	67	0.0%	8.5%	11.2%	11.3%
% of all assessments that were assess and review	1	67	1.5%	27.4%	27.9%	28.6%
% of case starts with a reported IOTN of 3 and Aesthetic Component of 5 or below	0	66	N/A	0.5%	0.1%	0.1%
% of case starts with a reported IOTN of 3 and Aesthetic Component of 6 or above	3	66	4.5%	4.1%	3.8%	4.1%
% of case starts with a reported IOTN of 4	58	66	87.9%	78.6%	78.4%	77.7%
% of case starts with a reported IOTN of 5	5	66	7.6%	15.2%	16.9%	16.8 %
% of concluded courses in receipt of dual-arch fixed appliances	0	26	N/A	76.7%	76.9%	73.8%
% of concluded courses where treatment was abandoned or discontinued	0	26	0.0%	8.4%	7.0%	7.0%
% of patients satisfied with the treatment they have received	3	3	100.0%	95.9%	96.1%	96.0%

* Figures in italics indicate that the base number is less than 100.

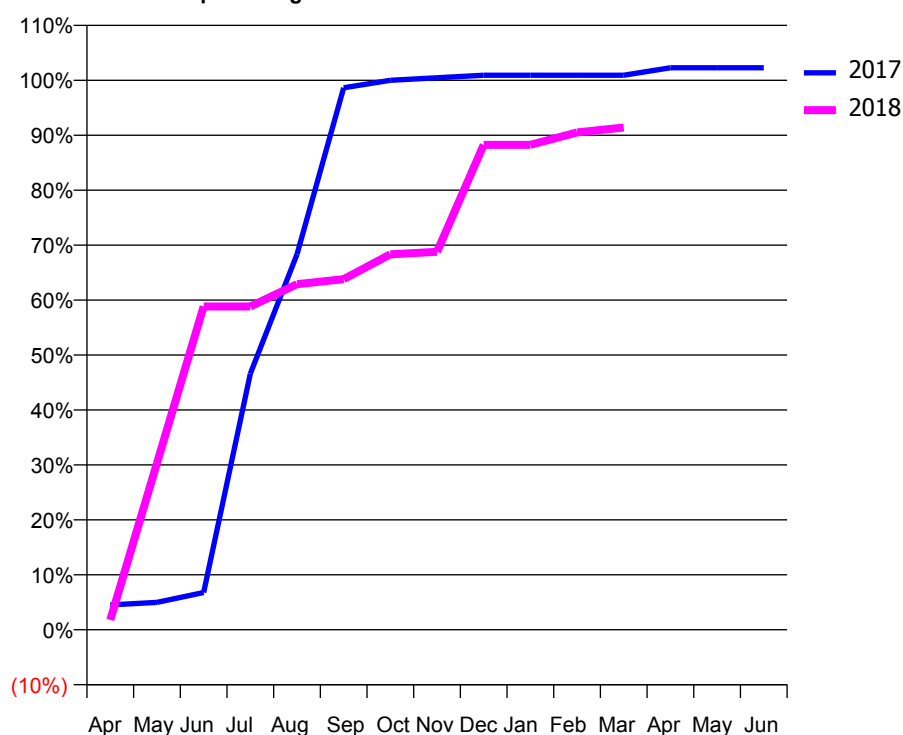
Q50 - Vital Signs Orthodontic At a Glance Contract Report for 178691/0001 - March 2018

Name or company name	The Regent Street Dental Practice	17/18 Contracted general activity (UDA)	5,508
Contract type name	GDS Contract	Carry forward general activity (UDA)	0
Purpose of contract	General and Orthodontic	17/18 Contracted orthodontic activity (UOA)	221
Contract start date	01/10/2014	Carry forward orthodontic activity (UOA)	-4
Contract end date		Baseline contract value	£162,781.58

ACCESS	Contract	England and Wales
24 month ratio of assessments to patient IDs	1.02	1.04

ACTIVITY	Contract
Contract assess and fit appliances (case starts) as a percentage of Area Team case starts	0.2 %

Cumulative percentage of contracted UOA delivered 2017 & 2018



Month	Adjusted Scheduled Activity (UOA)		
	2016	2017	2018
April	0	10	4
May	3	11	67
June	6	15	130
July	14	103	130
August	18	151	139
September	21	218	141
October	22	221	151
November	64	222	152
December	131	223	195
January	173	223	195
February	246	223	200
March	362	223	202
April	449	226	
May	449	226	
June	449	226	

QUALITY (rolling 12 month period)

	Contract Quantity	Contract Base Number	Contract *	Area Team	Region	England
% of all assessments that were assess and fit appliances (case starts)	9	42	21.4%	64.2%	60.9%	60.1%
% of all assessments that were assess and refuse	29	42	69.0%	8.5%	11.2%	11.3%
% of all assessments that were assess and review	4	42	9.5%	27.4%	27.9%	28.6%
% of case starts with a reported IOTN of 3 and Aesthetic Component of 5 or below	0	9	<i>N/A</i>	0.5%	0.1%	0.1%
% of case starts with a reported IOTN of 3 and Aesthetic Component of 6 or above	0	9	<i>N/A</i>	4.1%	3.8%	4.1%
% of case starts with a reported IOTN of 4	6	9	66.7%	78.6%	78.4%	77.7%
% of case starts with a reported IOTN of 5	3	9	33.3%	15.2%	16.9%	16.8%
% of concluded courses in receipt of dual-arch fixed appliances	1	18	5.6%	76.7%	76.9%	73.8%
% of concluded courses where treatment was abandoned or discontinued	3	18	16.7%	8.4%	7.0%	7.0%
% of patients satisfied with the treatment they have received	0	0	<i>N/A</i>	95.9%	96.1%	96.0%

* Figures in italics indicate that the base number is less than 100.

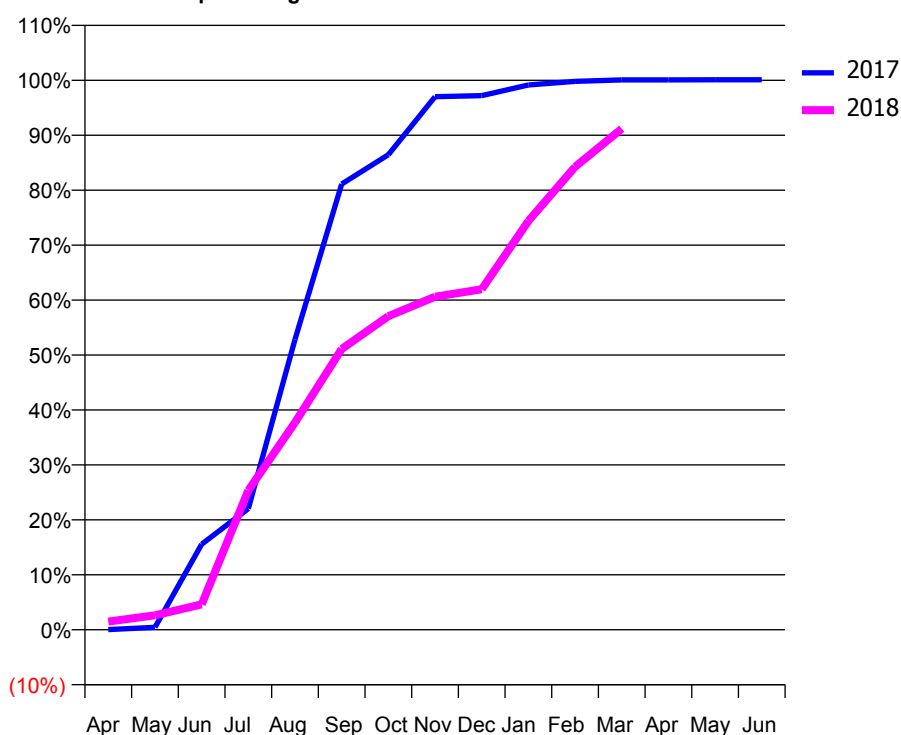
Q50 - Vital Signs Orthodontic At a Glance Contract Report for 183652/0003 - March 2018

Name or company name	Haricovert Limited	17/18 Contracted general activity (UDA)	0
Contract type name	PDS Contract	Carry forward general activity (UDA)	0
Purpose of contract	Orthodontic	17/18 Contracted orthodontic activity (UOA)	7,889
Contract start date	01/05/2015	Carry forward orthodontic activity (UOA)	-7
Contract end date	31/03/2019	Baseline contract value	£419,830.95

ACCESS	Contract	England and Wales
24 month ratio of assessments to patient IDs	1.00	1.04

ACTIVITY	Contract
Contract assess and fit appliances (case starts) as a percentage of Area Team case starts	6.3 %

Cumulative percentage of contracted UOA delivered 2017 & 2018



Month	Adjusted Scheduled Activity (UOA)		
	2016	2017	2018
April	0	2	118
May	0	36	208
June	0	1,228	365
July	1,065	1,740	2,001
August	2,063	4,169	2,976
September	3,271	6,398	4,031
October	4,288	6,821	4,501
November	5,179	7,652	4,782
December	5,481	7,669	4,889
January	5,807	7,821	5,868
February	5,992	7,874	6,645
March	6,008	7,895	7,194
April	6,018	7,895	
May	6,018	7,896	
June	6,018	7,896	

QUALITY (rolling 12 month period)

	Contract Quantity	Contract Base Number	Contract *	Area Team	Region	England
% of all assessments that were assess and fit appliances (case starts)	354	407	87.0%	64.2%	60.9%	60.1%
% of all assessments that were assess and refuse	32	407	7.9%	8.5%	11.2%	11.3%
% of all assessments that were assess and review	21	407	5.2%	27.4%	27.9%	28.6%
% of case starts with a reported IOTN of 3 and Aesthetic Component of 5 or below	1	354	0.3%	0.5%	0.1%	0.1%
% of case starts with a reported IOTN of 3 and Aesthetic Component of 6 or above	5	354	1.4%	4.1%	3.8%	4.1%
% of case starts with a reported IOTN of 4	223	354	63.0%	78.6%	78.4%	77.7%
% of case starts with a reported IOTN of 5	123	354	34.7%	15.2%	16.9%	16.8 %
% of concluded courses in receipt of dual-arch fixed appliances	232	309	75.1%	76.7%	76.9%	73.8%
% of concluded courses where treatment was abandoned or discontinued	25	309	8.1%	8.4%	7.0%	7.0%
% of patients satisfied with the treatment they have received	5	5	100.0%	95.9%	96.1%	96.0%

* Figures in italics indicate that the base number is less than 100.

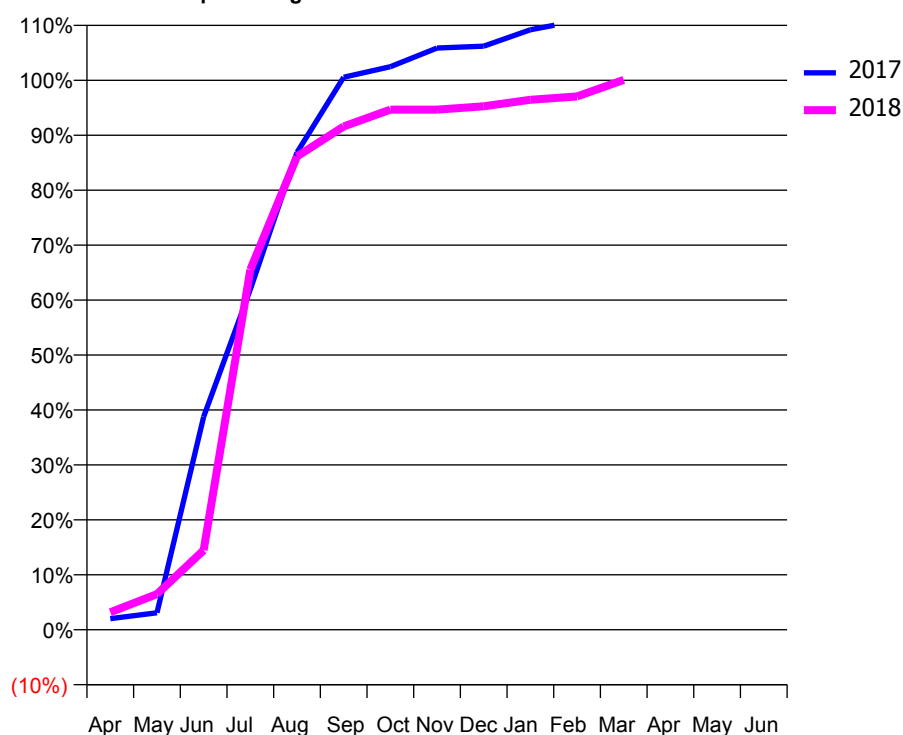
Q50 - Vital Signs Orthodontic At a Glance Contract Report for 183652/0004 - March 2018

Name or company name	Haricovert Limited	17/18 Contracted general activity (UDA)	0
Contract type name	PDS Contract	Carry forward general activity (UDA)	0
Purpose of contract	Orthodontic	17/18 Contracted orthodontic activity (UOA)	3,500
Contract start date	01/05/2015	Carry forward orthodontic activity (UOA)	-70
Contract end date	31/12/2019	Baseline contract value	£178,628.09

ACCESS	Contract	England and Wales
24 month ratio of assessments to patient IDs	1.00	1.04

ACTIVITY	Contract
Contract assess and fit appliances (case starts) as a percentage of Area Team case starts	3.0 %

Cumulative percentage of contracted UOA delivered 2017 & 2018



Month	Adjusted Scheduled Activity (UOA)		
	2016	2017	2018
April	0	71	112
May	0	108	227
June	0	1,357	507
July	1,225	2,168	2,294
August	1,542	3,040	3,015
September	1,761	3,519	3,206
October	1,968	3,586	3,313
November	2,019	3,705	3,313
December	2,058	3,717	3,334
January	2,072	3,822	3,376
February	2,101	3,878	3,397
March	2,144	3,878	3,502
April	2,169	3,879	
May	2,176	3,880	
June	2,176	3,880	

QUALITY (rolling 12 month period)

	Contract Quantity	Contract Base Number	Contract *	Area Team	Region	England
% of all assessments that were assess and fit appliances (case starts)	167	219	76.3%	64.2%	60.9%	60.1%
% of all assessments that were assess and refuse	43	219	19.6%	8.5%	11.2%	11.3%
% of all assessments that were assess and review	9	219	4.1%	27.4%	27.9%	28.6%
% of case starts with a reported IOTN of 3 and Aesthetic Component of 5 or below	0	167	N/A	0.5%	0.1%	0.1%
% of case starts with a reported IOTN of 3 and Aesthetic Component of 6 or above	1	167	0.6%	4.1%	3.8%	4.1%
% of case starts with a reported IOTN of 4	101	167	60.5%	78.6%	78.4%	77.7%
% of case starts with a reported IOTN of 5	65	167	38.9%	15.2%	16.9%	16.8 %
% of concluded courses in receipt of dual-arch fixed appliances	106	138	76.8%	76.7%	76.9%	73.8%
% of concluded courses where treatment was abandoned or discontinued	8	138	5.8%	8.4%	7.0%	7.0%
% of patients satisfied with the treatment they have received	1	1	100.0%	95.9%	96.1%	96.0%

* Figures in italics indicate that the base number is less than 100.

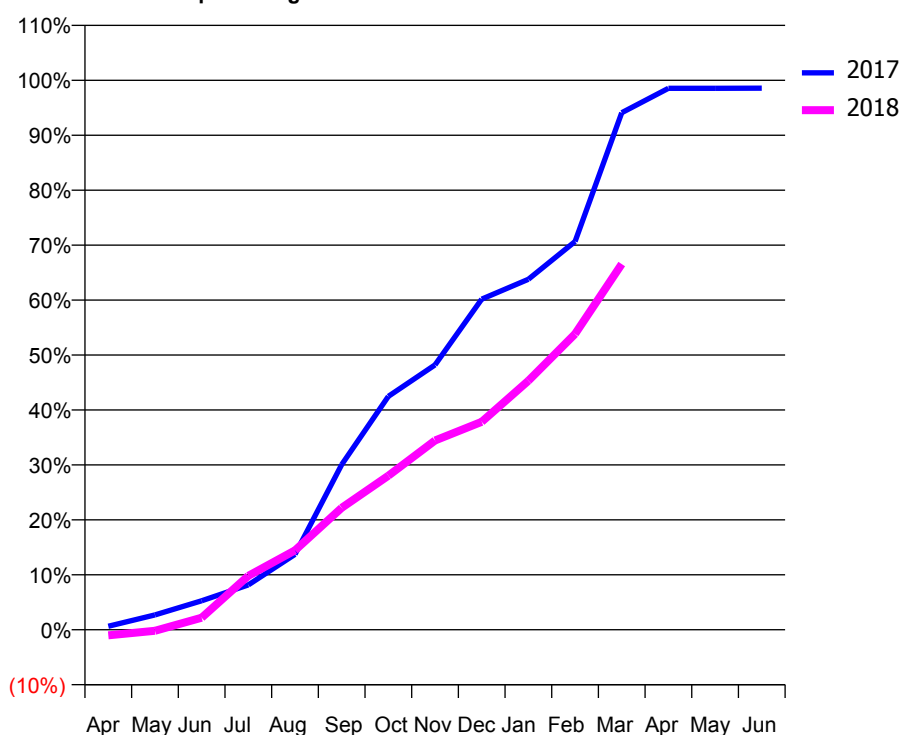
Q50 - Vital Signs Orthodontic At a Glance Contract Report for 184268/0001 - March 2018

Name or company name	Alpha Windmill (Bedale) Ltd	17/18 Contracted general activity (UDA)	0
Contract type name	PDS Contract	Carry forward general activity (UDA)	0
Purpose of contract	Orthodontic	17/18 Contracted orthodontic activity (UOA)	7,500
Contract start date	01/03/2012	Carry forward orthodontic activity (UOA)	108
Contract end date	31/03/2019	Baseline contract value	£407,153.04

ACCESS	Contract	England and Wales
24 month ratio of assessments to patient IDs	1.10	1.04

ACTIVITY	Contract
Contract assess and fit appliances (case starts) as a percentage of Area Team case starts	4.6 %

Cumulative percentage of contracted UOA delivered 2017 & 2018



Month	Adjusted Scheduled Activity (UOA)		
	2016	2017	2018
April	1	49	-78
May	193	203	-16
June	508	396	165
July	1,410	613	737
August	1,699	1,030	1,083
September	1,886	2,254	1,664
October	2,441	3,186	2,103
November	2,949	3,615	2,583
December	3,762	4,513	2,838
January	4,174	4,784	3,399
February	4,678	5,300	4,037
March	5,741	7,058	4,991
April	6,235	7,390	
May	6,279	7,391	
June	6,262	7,392	

QUALITY (rolling 12 month period)

	Contract Quantity	Contract Base Number	Contract *	Area Team	Region	England
% of all assessments that were assess and fit appliances (case starts)	257	623	41.3%	64.2%	60.9%	60.1%
% of all assessments that were assess and refuse	110	623	17.7%	8.5%	11.2%	11.3%
% of all assessments that were assess and review	256	623	41.1%	27.4%	27.9%	28.6%
% of case starts with a reported IOTN of 3 and Aesthetic Component of 5 or below	2	257	0.8%	0.5%	0.1%	0.1%
% of case starts with a reported IOTN of 3 and Aesthetic Component of 6 or above	12	257	4.7%	4.1%	3.8%	4.1%
% of case starts with a reported IOTN of 4	206	257	80.2%	78.6%	78.4%	77.7%
% of case starts with a reported IOTN of 5	36	257	14.0%	15.2%	16.9%	16.8 %
% of concluded courses in receipt of dual-arch fixed appliances	181	257	70.4%	76.7%	76.9%	73.8%
% of concluded courses where treatment was abandoned or discontinued	49	257	19.1%	8.4%	7.0%	7.0%
% of patients satisfied with the treatment they have received	5	5	100.0%	95.9%	96.1%	96.0%

* Figures in italics indicate that the base number is less than 100.

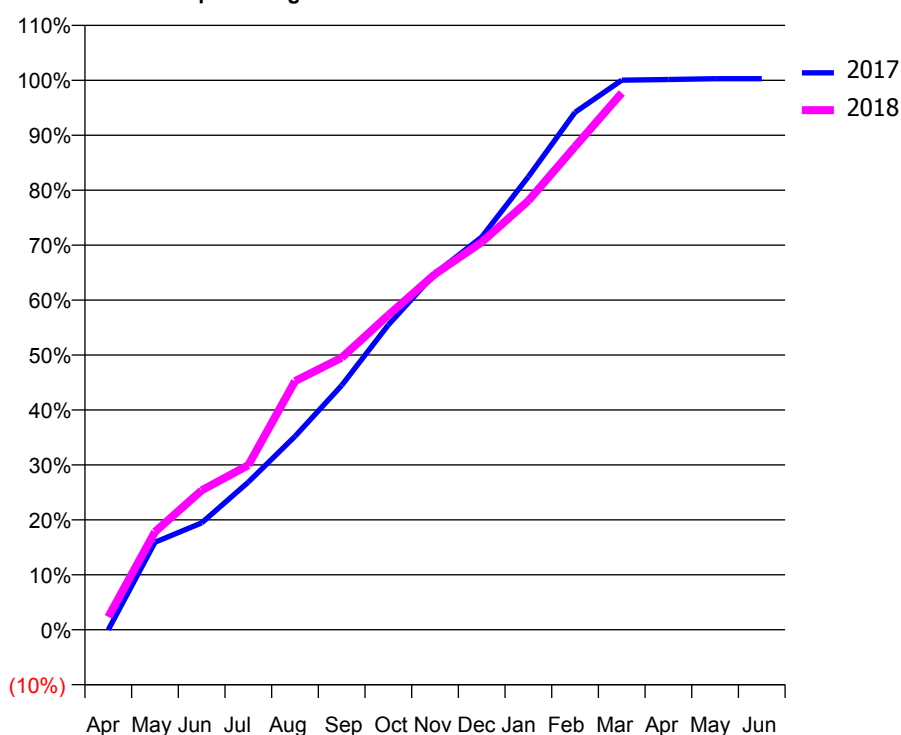
Q50 - Vital Signs Orthodontic At a Glance Contract Report for 195561/0001 - March 2018

Name or company name	ROBERTS-HARRY CLINIC LTD	17/18 Contracted general activity (UDA)	0
Contract type name	PDS Contract	Carry forward general activity (UDA)	0
Purpose of contract	Orthodontic	17/18 Contracted orthodontic activity (UOA)	16,192
Contract start date	01/05/2011	Carry forward orthodontic activity (UOA)	-44
Contract end date	31/03/2019	Baseline contract value	£917,984.81

ACCESS	Contract	England and Wales
24 month ratio of assessments to patient IDs	1.00	1.04

ACTIVITY	Contract
Contract assess and fit appliances (case starts) as a percentage of Area Team case starts	13.6 %

Cumulative percentage of contracted UOA delivered 2017 & 2018



Month	Adjusted Scheduled Activity (UOA)		
	2016	2017	2018
April	1	2	380
May	1,288	2,580	2,885
June	1,909	3,148	4,109
July	3,192	4,350	4,852
August	4,383	5,699	7,326
September	5,265	7,200	8,019
October	7,842	8,985	9,270
November	9,636	10,497	10,483
December	11,126	11,572	11,420
January	11,986	13,348	12,641
February	15,052	15,249	14,237
March	15,753	16,194	15,819
April	16,194	16,215	
May	16,194	16,236	
June	16,194	16,236	

QUALITY (rolling 12 month period)

	Contract Quantity	Contract Base Number	Contract *	Area Team	Region	England
% of all assessments that were assess and fit appliances (case starts)	763	822	92.8%	64.2%	60.9%	60.1%
% of all assessments that were assess and refuse	24	822	2.9%	8.5%	11.2%	11.3%
% of all assessments that were assess and review	35	822	4.3%	27.4%	27.9%	28.6%
% of case starts with a reported IOTN of 3 and Aesthetic Component of 5 or below	0	763	N/A	0.5%	0.1%	0.1%
% of case starts with a reported IOTN of 3 and Aesthetic Component of 6 or above	20	763	2.6%	4.1%	3.8%	4.1%
% of case starts with a reported IOTN of 4	587	763	76.9%	78.6%	78.4%	77.7%
% of case starts with a reported IOTN of 5	151	763	19.8%	15.2%	16.9%	16.8%
% of concluded courses in receipt of dual-arch fixed appliances	612	678	90.3%	76.7%	76.9%	73.8%
% of concluded courses where treatment was abandoned or discontinued	37	678	5.5%	8.4%	7.0%	7.0%
% of patients satisfied with the treatment they have received	30	32	93.8%	95.9%	96.1%	96.0%

* Figures in italics indicate that the base number is less than 100.

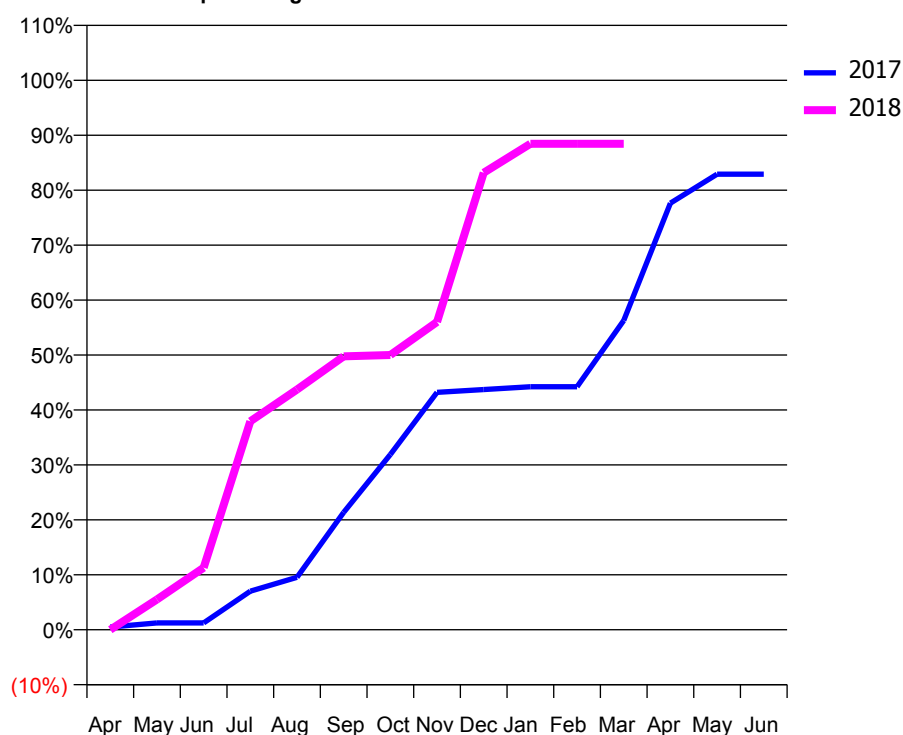
Q50 - Vital Signs Orthodontic At a Glance Contract Report for 197580/0001 - March 2018

Name or company name	CLOCK TOWER DENTAL CARE LTD.	17/18 Contracted general activity (UDA)	2,000
Contract type name	GDS Contract	Carry forward general activity (UDA)	0
Purpose of contract	General and Orthodontic	17/18 Contracted orthodontic activity (UOA)	398
Contract start date	01/12/2012	Carry forward orthodontic activity (UOA)	0
Contract end date		Baseline contract value	£91,171.56

ACCESS	Contract	England and Wales
24 month ratio of assessments to patient IDs	1.12	1.04

ACTIVITY	Contract
Contract assess and fit appliances (case starts) as a percentage of Area Team case starts	0.4 %

Cumulative percentage of contracted UOA delivered 2017 & 2018



Month	Adjusted Scheduled Activity (UOA)		
	2016	2017	2018
April	0	2	0
May	1	5	22
June	2	5	45
July	46	28	151
August	69	38	174
September	92	85	198
October	135	127	199
November	136	172	223
December	136	174	331
January	136	176	352
February	137	176	352
March	223	224	352
April	246	309	
May	246	330	
June	246	330	

QUALITY (rolling 12 month period)

	Contract Quantity	Contract Base Number	Contract *	Area Team	Region	England
% of all assessments that were assess and fit appliances (case starts)	21	38	55.3%	64.2%	60.9%	60.1%
% of all assessments that were assess and refuse	6	38	15.8%	8.5%	11.2%	11.3%
% of all assessments that were assess and review	11	38	28.9%	27.4%	27.9%	28.6%
% of case starts with a reported IOTN of 3 and Aesthetic Component of 5 or below	0	21	<i>N/A</i>	0.5%	0.1%	0.1%
% of case starts with a reported IOTN of 3 and Aesthetic Component of 6 or above	0	21	<i>N/A</i>	4.1%	3.8%	4.1%
% of case starts with a reported IOTN of 4	18	21	85.7%	78.6%	78.4%	77.7%
% of case starts with a reported IOTN of 5	3	21	14.3%	15.2%	16.9%	16.8 %
% of concluded courses in receipt of dual-arch fixed appliances	1	8	12.5%	76.7%	76.9%	73.8%
% of concluded courses where treatment was abandoned or discontinued	0	8	0.0%	8.4%	7.0%	7.0%
% of patients satisfied with the treatment they have received	1	1	100.0%	95.9%	96.1%	96.0%

* Figures in italics indicate that the base number is less than 100.

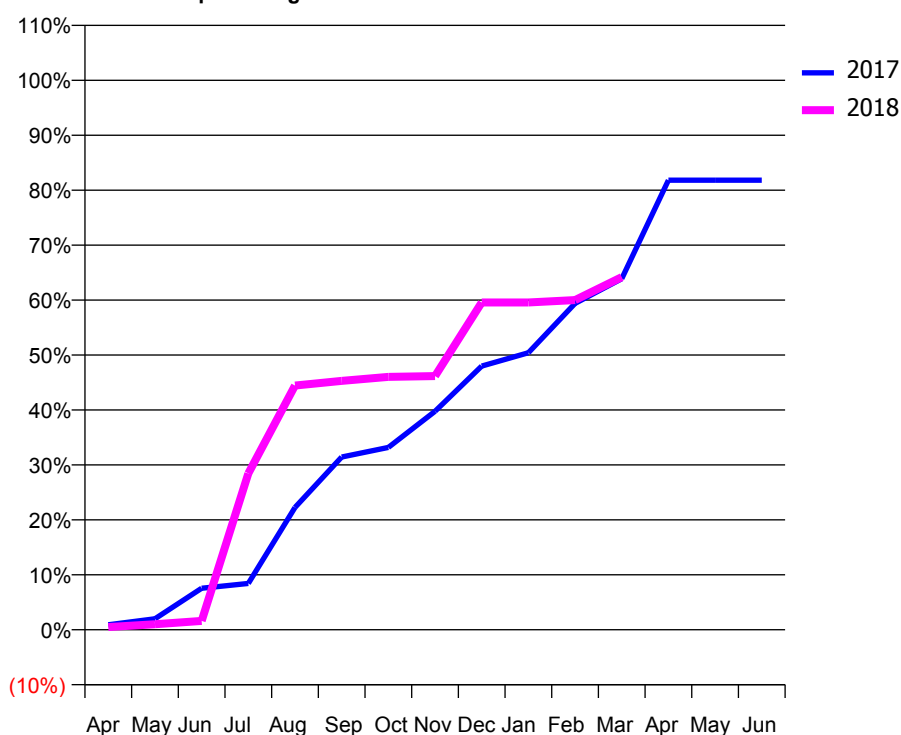
Q50 - Vital Signs Orthodontic At a Glance Contract Report for 222577/0002 - March 2018

Name or company name	MR AK FINN	17/18 Contracted general activity (UDA)	1,973
Contract type name	GDS Contract	Carry forward general activity (UDA)	45
Purpose of contract	General and Orthodontic	17/18 Contracted orthodontic activity (UOA)	690
Contract start date	01/12/2014	Carry forward orthodontic activity (UOA)	0
Contract end date	21/10/2017	Baseline contract value	£108,309.20

ACCESS	Contract	England and Wales
24 month ratio of assessments to patient IDs	1.00	1.04

ACTIVITY	Contract
Contract assess and fit appliances (case starts) as a percentage of Area Team case starts	0.5 %

Cumulative percentage of contracted UOA delivered 2017 & 2018



Month	Adjusted Scheduled Activity (UOA)		
	2016	2017	2018
April	-25	11	3
May	10	25	7
June	28	94	11
July	86	105	196
August	210	276	307
September	218	390	313
October	390	412	318
November	426	493	319
December	522	595	411
January	645	625	411
February	838	736	414
March	1,076	792	443
April	1,146	1,015	
May	1,189	1,015	
June	1,189	1,015	

QUALITY (rolling 12 month period)

	Contract Quantity	Contract Base Number	Contract *	Area Team	Region	England
% of all assessments that were assess and fit appliances (case starts)	27	93	29.0%	64.2%	60.9%	60.1%
% of all assessments that were assess and refuse	0	93	0.0%	8.5%	11.2%	11.3%
% of all assessments that were assess and review	66	93	71.0%	27.4%	27.9%	28.6%
% of case starts with a reported IOTN of 3 and Aesthetic Component of 5 or below	0	27	N/A	0.5%	0.1%	0.1%
% of case starts with a reported IOTN of 3 and Aesthetic Component of 6 or above	0	27	N/A	4.1%	3.8%	4.1%
% of case starts with a reported IOTN of 4	18	27	66.7%	78.6%	78.4%	77.7%
% of case starts with a reported IOTN of 5	9	27	33.3%	15.2%	16.9%	16.8 %
% of concluded courses in receipt of dual-arch fixed appliances	7	11	63.6%	76.7%	76.9%	73.8%
% of concluded courses where treatment was abandoned or discontinued	0	11	0.0%	8.4%	7.0%	7.0%
% of patients satisfied with the treatment they have received	4	4	100.0%	95.9%	96.1%	96.0%

* Figures in italics indicate that the base number is less than 100.

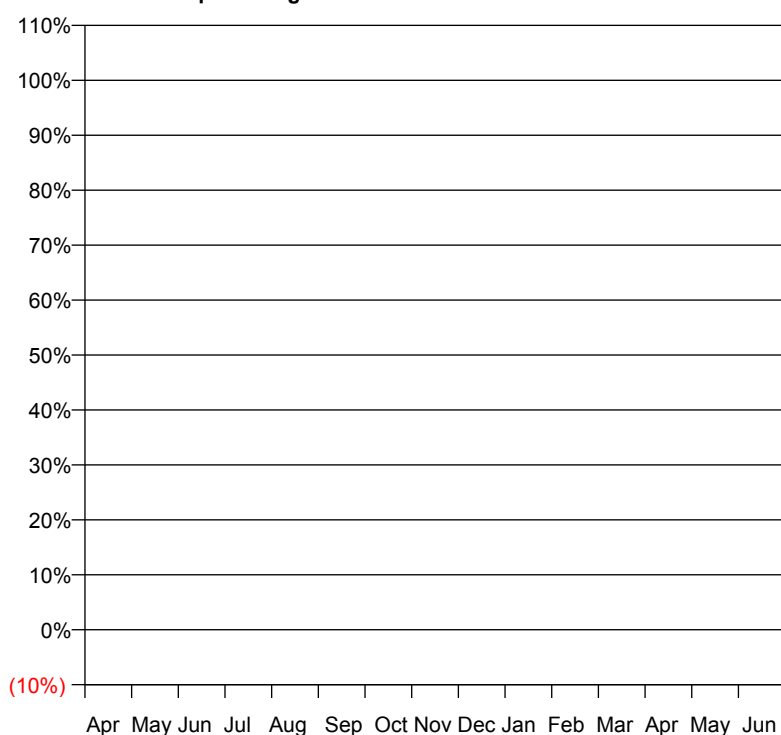
Q50 - Vital Signs Orthodontic At a Glance Contract Report for 235113/0002 - March 2018

Name or company name	MR JJ O'DWYER	17/18 Contracted general activity (UDA)	0
Contract type name	PDS Contract	Carry forward general activity (UDA)	0
Purpose of contract	Orthodontic	17/18 Contracted orthodontic activity (UOA)	0
Contract start date	01/05/2008	Carry forward orthodontic activity (UOA)	0
Contract end date	30/04/2018	Baseline contract value	£1.01

ACCESS	Contract	England and Wales
24 month ratio of assessments to patient IDs	1.00	1.04

ACTIVITY	Contract
Contract assess and fit appliances (case starts) as a percentage of Area Team case starts	0.0 %

Cumulative percentage of contracted UOA delivered 2017 & 2018



— 2017
— 2018

Month	Adjusted Scheduled Activity (UOA)		
	2016	2017	2018
April	0	0	0
May	0	0	21
June	0	0	21
July	0	0	21
August	21	0	21
September	21	0	21
October	21	0	21
November	21	0	21
December	21	0	21
January	21	0	21
February	21	0	21
March	21	0	21
April	21	0	
May	21	0	
June	21	0	

QUALITY (rolling 12 month period)

	Contract Quantity	Contract Base Number	Contract *	Area Team	Region	England
% of all assessments that were assess and fit appliances (case starts)	2	2	100.0%	64.2%	60.9%	60.1%
% of all assessments that were assess and refuse	0	2	0.0%	8.5%	11.2%	11.3%
% of all assessments that were assess and review	0	2	0.0%	27.4%	27.9%	28.6%
% of case starts with a reported IOTN of 3 and Aesthetic Component of 5 or below	0	2	N/A	0.5%	0.1%	0.1%
% of case starts with a reported IOTN of 3 and Aesthetic Component of 6 or above	0	2	N/A	4.1%	3.8%	4.1%
% of case starts with a reported IOTN of 4	2	2	100.0%	78.6%	78.4%	77.7%
% of case starts with a reported IOTN of 5	0	2	N/A	15.2%	16.9%	16.8 %
% of concluded courses in receipt of dual-arch fixed appliances	3	3	100.0%	76.7%	76.9%	73.8%
% of concluded courses where treatment was abandoned or discontinued	0	3	0.0%	8.4%	7.0%	7.0%
% of patients satisfied with the treatment they have received	0	0	N/A	95.9%	96.1%	96.0%

* Figures in italics indicate that the base number is less than 100.

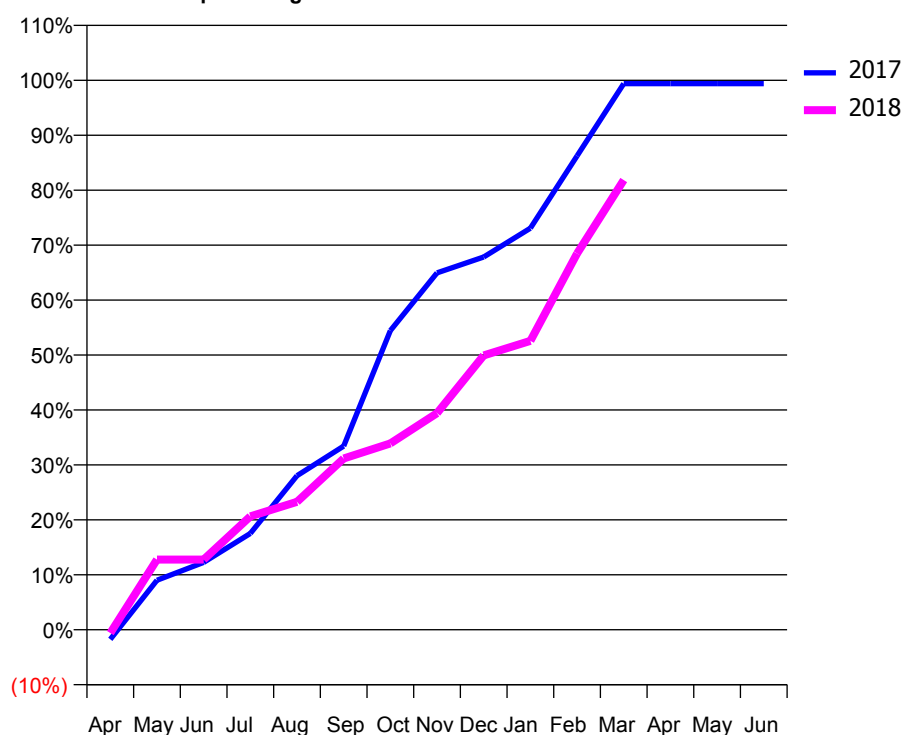
Q50 - Vital Signs Orthodontic At a Glance Contract Report for 327212/0002 - March 2018

Name or company name	MR AC NEWTON	17/18 Contracted general activity (UDA)	0
Contract type name	PDS Contract	Carry forward general activity (UDA)	0
Purpose of contract	Orthodontic	17/18 Contracted orthodontic activity (UOA)	799
Contract start date	12/08/2009	Carry forward orthodontic activity (UOA)	5
Contract end date	31/03/2018	Baseline contract value	£41,893.23

ACCESS	Contract	England and Wales
24 month ratio of assessments to patient IDs	1.03	1.04

ACTIVITY	Contract
Contract assess and fit appliances (case starts) as a percentage of Area Team case starts	0.6 %

Cumulative percentage of contracted UOA delivered 2017 & 2018



Month	Adjusted Scheduled Activity (UOA)		
	2016	2017	2018
April	15	-14	-5
May	183	72	102
June	204	98	102
July	267	140	165
August	310	224	186
September	332	267	249
October	333	435	271
November	355	519	315
December	421	542	399
January	463	584	420
February	632	689	547
March	740	794	654
April	785	794	
May	785	794	
June	785	794	

QUALITY (rolling 12 month period)

	Contract Quantity	Contract Base Number	Contract *	Area Team	Region	England
% of all assessments that were assess and fit appliances (case starts)	32	41	78.0%	64.2%	60.9%	60.1%
% of all assessments that were assess and refuse	2	41	4.9%	8.5%	11.2%	11.3%
% of all assessments that were assess and review	7	41	17.1%	27.4%	27.9%	28.6%
% of case starts with a reported IOTN of 3 and Aesthetic Component of 5 or below	0	32	<i>N/A</i>	0.5%	0.1%	0.1%
% of case starts with a reported IOTN of 3 and Aesthetic Component of 6 or above	13	32	40.6%	4.1%	3.8%	4.1%
% of case starts with a reported IOTN of 4	18	32	56.3%	78.6%	78.4%	77.7%
% of case starts with a reported IOTN of 5	1	32	3.1%	15.2%	16.9%	16.8%
% of concluded courses in receipt of dual-arch fixed appliances	17	22	77.3%	76.7%	76.9%	73.8%
% of concluded courses where treatment was abandoned or discontinued	3	22	13.6%	8.4%	7.0%	7.0%
% of patients satisfied with the treatment they have received	2	2	100.0%	95.9%	96.1%	96.0%

* Figures in italics indicate that the base number is less than 100.

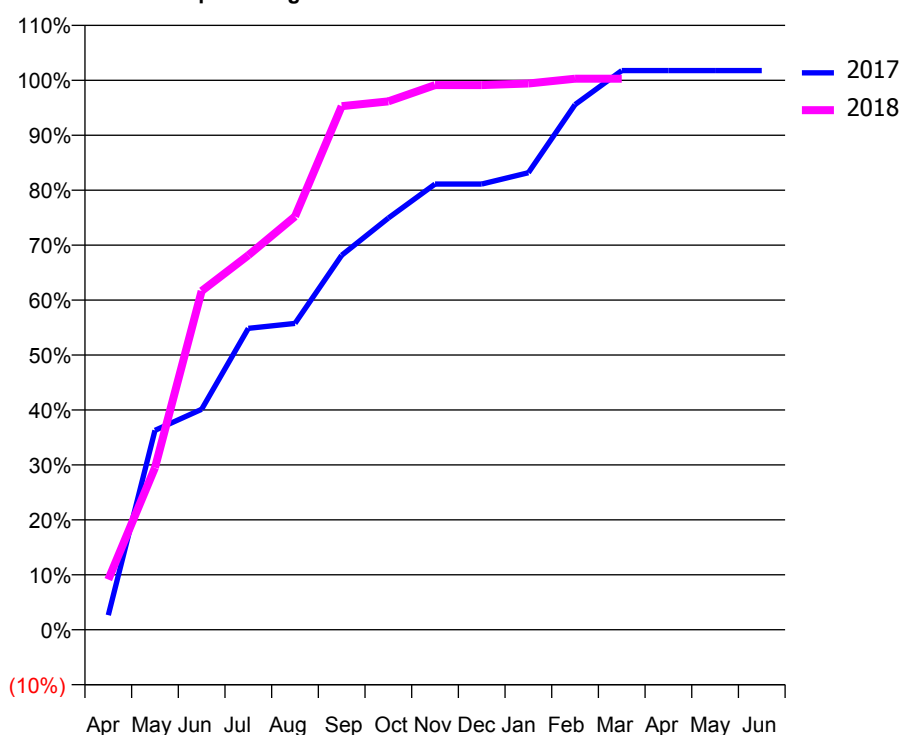
Q50 - Vital Signs Orthodontic At a Glance Contract Report for 573973/0001 - March 2018

Name or company name	MR SB JAMIESON	17/18 Contracted general activity (UDA)	8,938
Contract type name	GDS Contract	Carry forward general activity (UDA)	0
Purpose of contract	General and Orthodontic	17/18 Contracted orthodontic activity (UOA)	339
Contract start date	01/04/2006	Carry forward orthodontic activity (UOA)	-6
Contract end date		Baseline contract value	£228,665.10

ACCESS	Contract	England and Wales
24 month ratio of assessments to patient IDs	1.00	1.04

ACTIVITY	Contract
Contract assess and fit appliances (case starts) as a percentage of Area Team case starts	0.3 %

Cumulative percentage of contracted UOA delivered 2017 & 2018



Month	Adjusted Scheduled Activity (UOA)		
	2016	2017	2018
April	7	9	31
May	188	123	100
June	286	136	209
July	291	186	231
August	314	189	255
September	316	231	323
October	316	254	326
November	337	275	336
December	338	275	336
January	338	282	337
February	338	324	340
March	339	345	340
April	339	345	
May	339	345	
June	339	345	

QUALITY (rolling 12 month period)

	Contract Quantity	Contract Base Number	Contract *	Area Team	Region	England
% of all assessments that were assess and fit appliances (case starts)	15	51	29.4%	64.2%	60.9%	60.1%
% of all assessments that were assess and refuse	14	51	27.5%	8.5%	11.2%	11.3%
% of all assessments that were assess and review	22	51	43.1%	27.4%	27.9%	28.6%
% of case starts with a reported IOTN of 3 and Aesthetic Component of 5 or below	0	15	<i>N/A</i>	0.5%	0.1%	0.1%
% of case starts with a reported IOTN of 3 and Aesthetic Component of 6 or above	11	15	73.3%	4.1%	3.8%	4.1%
% of case starts with a reported IOTN of 4	4	15	26.7%	78.6%	78.4%	77.7%
% of case starts with a reported IOTN of 5	0	15	<i>N/A</i>	15.2%	16.9%	16.8 %
% of concluded courses in receipt of dual-arch fixed appliances	7	11	63.6%	76.7%	76.9%	73.8%
% of concluded courses where treatment was abandoned or discontinued	3	11	27.3%	8.4%	7.0%	7.0%
% of patients satisfied with the treatment they have received	1	1	100.0%	95.9%	96.1%	96.0%

* Figures in italics indicate that the base number is less than 100.

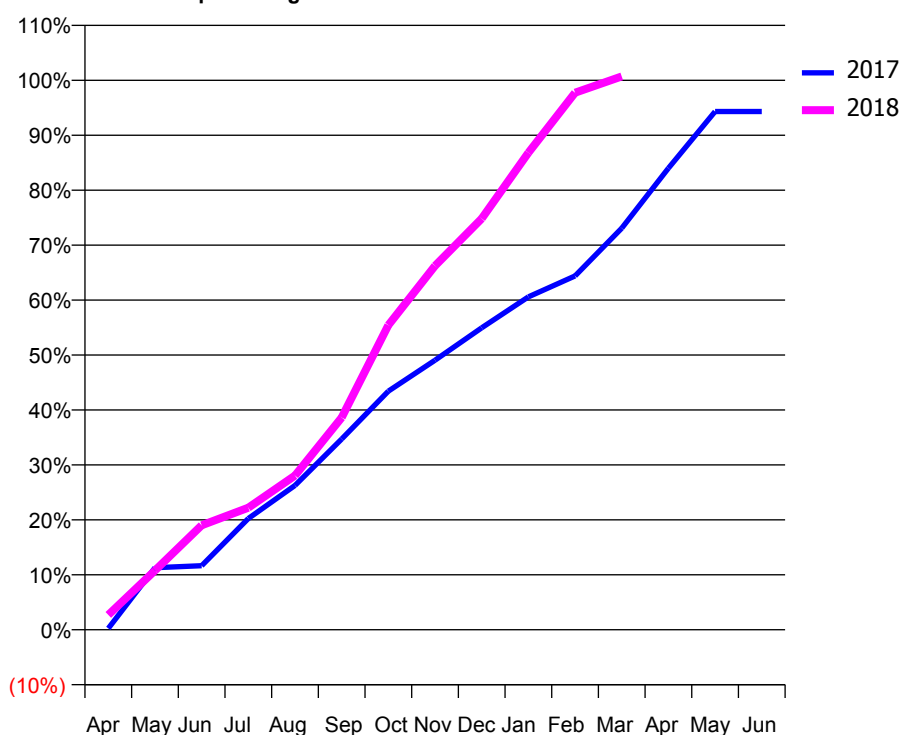
Q50 - Vital Signs Orthodontic At a Glance Contract Report for 732974/0001 - March 2018

Name or company name	MR IJ AUCKLAND	17/18 Contracted general activity (UDA)	1,480
Contract type name	GDS Contract	Carry forward general activity (UDA)	0
Purpose of contract	General and Orthodontic	17/18 Contracted orthodontic activity (UOA)	815
Contract start date	01/04/2006	Carry forward orthodontic activity (UOA)	0
Contract end date		Baseline contract value	£113,046.54

ACCESS	Contract	England and Wales
24 month ratio of assessments to patient IDs	1.06	1.04

ACTIVITY	Contract
Contract assess and fit appliances (case starts) as a percentage of Area Team case starts	0.9 %

Cumulative percentage of contracted UOA delivered 2017 & 2018



Month	Adjusted Scheduled Activity (UOA)		
	2016	2017	2018
April	16	2	22
May	62	92	88
June	106	95	155
July	179	165	181
August	222	214	229
September	291	283	315
October	317	354	452
November	363	400	540
December	512	448	610
January	560	494	708
February	634	525	797
March	700	596	821
April	744	685	
May	744	769	
June	744	769	

QUALITY (rolling 12 month period)

	Contract Quantity	Contract Base Number	Contract *	Area Team	Region	England
% of all assessments that were assess and fit appliances (case starts)	48	107	44.9%	64.2%	60.9%	60.1%
% of all assessments that were assess and refuse	12	107	11.2%	8.5%	11.2%	11.3%
% of all assessments that were assess and review	47	107	43.9%	27.4%	27.9%	28.6%
% of case starts with a reported IOTN of 3 and Aesthetic Component of 5 or below	0	48	<i>N/A</i>	0.5%	0.1%	0.1%
% of case starts with a reported IOTN of 3 and Aesthetic Component of 6 or above	0	48	<i>N/A</i>	4.1%	3.8%	4.1%
% of case starts with a reported IOTN of 4	18	48	37.5%	78.6%	78.4%	77.7%
% of case starts with a reported IOTN of 5	5	48	10.4%	15.2%	16.9%	16.8 %
% of concluded courses in receipt of dual-arch fixed appliances	0	49	<i>N/A</i>	76.7%	76.9%	73.8%
% of concluded courses where treatment was abandoned or discontinued	3	49	6.1%	8.4%	7.0%	7.0%
% of patients satisfied with the treatment they have received	3	3	100.0%	95.9%	96.1%	96.0%

* Figures in italics indicate that the base number is less than 100.

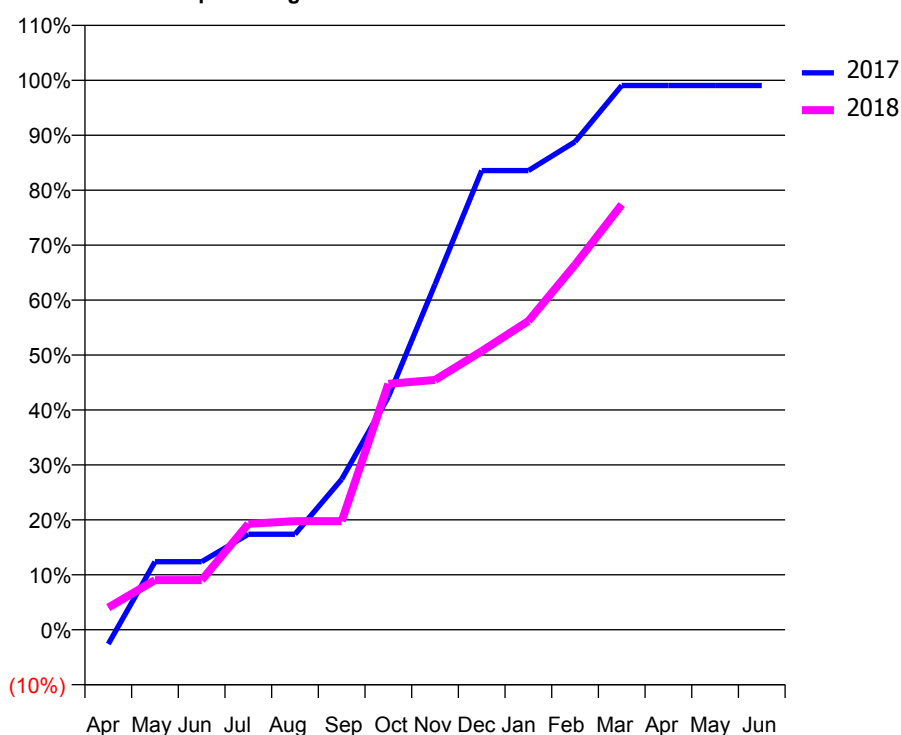
Q50 - Vital Signs Orthodontic At a Glance Contract Report for 749869/0001 - March 2018

Name or company name	MRS ML GATECLIFF	17/18 Contracted general activity (UDA)	2,024
Contract type name	GDS Contract	Carry forward general activity (UDA)	0
Purpose of contract	General and Orthodontic	17/18 Contracted orthodontic activity (UOA)	420
Contract start date	01/04/2006	Carry forward orthodontic activity (UOA)	4
Contract end date		Baseline contract value	£91,549.27

ACCESS	Contract	England and Wales
24 month ratio of assessments to patient IDs	1.00	1.04

ACTIVITY	Contract
Contract assess and fit appliances (case starts) as a percentage of Area Team case starts	0.3 %

Cumulative percentage of contracted UOA delivered 2017 & 2018



Month	Adjusted Scheduled Activity (UOA)		
	2016	2017	2018
April	16	-11	17
May	38	52	38
June	101	52	38
July	164	73	81
August	165	73	83
September	166	115	83
October	231	178	188
November	273	264	191
December	294	351	213
January	294	351	236
February	342	373	279
March	388	416	325
April	409	416	
May	409	416	
June	409	416	

QUALITY (rolling 12 month period)	Contract Quantity	Contract Base Number	Contract *	Area Team	Region	England
% of all assessments that were assess and fit appliances (case starts)	15	29	51.7%	64.2%	60.9%	60.1%
% of all assessments that were assess and refuse	6	29	20.7%	8.5%	11.2%	11.3%
% of all assessments that were assess and review	8	29	27.6%	27.4%	27.9%	28.6%
% of case starts with a reported IOTN of 3 and Aesthetic Component of 5 or below	0	15	N/A	0.5%	0.1%	0.1%
% of case starts with a reported IOTN of 3 and Aesthetic Component of 6 or above	0	15	N/A	4.1%	3.8%	4.1%
% of case starts with a reported IOTN of 4	13	15	86.7%	78.6%	78.4%	77.7%
% of case starts with a reported IOTN of 5	2	15	13.3%	15.2%	16.9%	16.8 %
% of concluded courses in receipt of dual-arch fixed appliances	12	18	66.7%	76.7%	76.9%	73.8%
% of concluded courses where treatment was abandoned or discontinued	5	18	27.8%	8.4%	7.0%	7.0%
% of patients satisfied with the treatment they have received	0	0	N/A	95.9%	96.1%	96.0%

* Figures in italics indicate that the base number is less than 100.

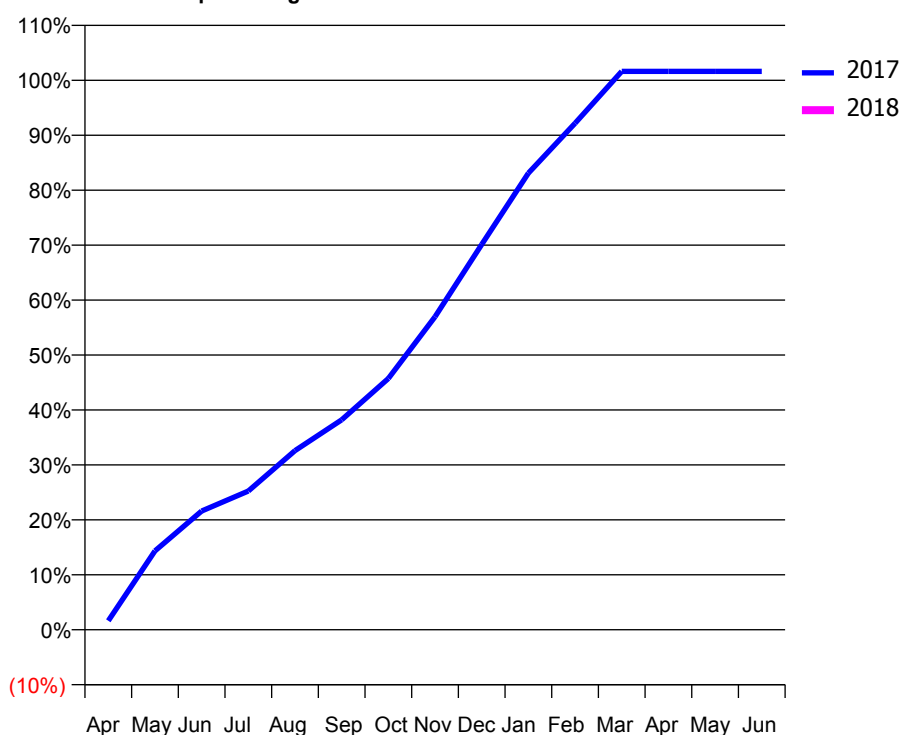
Q50 - Vital Signs Orthodontic At a Glance Contract Report for 802425/0001 - March 2018

Name or company name	Skipper & Moran	17/18 Contracted general activity (UDA)	1,053
Contract type name	GDS Contract	Carry forward general activity (UDA)	0
Purpose of contract	General and Orthodontic	17/18 Contracted orthodontic activity (UOA)	0
Contract start date	01/04/2006	Carry forward orthodontic activity (UOA)	0
Contract end date		Baseline contract value	£83,829.21

ACCESS	Contract	England and Wales
24 month ratio of assessments to patient IDs	1.00	1.04

ACTIVITY	Contract
Contract assess and fit appliances (case starts) as a percentage of Area Team case starts	0.2 %

Cumulative percentage of contracted UOA delivered 2017 & 2018



Month	Adjusted Scheduled Activity (UOA)		
	2016	2017	2018
April	-14	19	43
May	113	166	152
June	239	250	152
July	345	292	173
August	409	377	173
September	747	442	173
October	789	529	173
November	810	659	173
December	874	811	173
January	916	961	173
February	937	1,066	173
March	1,106	1,175	173
April	1,152	1,175	
May	1,152	1,175	
June	1,152	1,175	

QUALITY (rolling 12 month period)	Contract Quantity	Contract Base Number	Contract *	Area Team	Region	England
% of all assessments that were assess and fit appliances (case starts)	9	10	90.0%	64.2%	60.9%	60.1%
% of all assessments that were assess and refuse	0	10	0.0%	8.5%	11.2%	11.3%
% of all assessments that were assess and review	1	10	10.0%	27.4%	27.9%	28.6%
% of case starts with a reported IOTN of 3 and Aesthetic Component of 5 or below	0	9	N/A	0.5%	0.1%	0.1%
% of case starts with a reported IOTN of 3 and Aesthetic Component of 6 or above	0	9	N/A	4.1%	3.8%	4.1%
% of case starts with a reported IOTN of 4	8	9	88.9%	78.6%	78.4%	77.7%
% of case starts with a reported IOTN of 5	0	9	N/A	15.2%	16.9%	16.8 %
% of concluded courses in receipt of dual-arch fixed appliances	35	49	71.4%	76.7%	76.9%	73.8%
% of concluded courses where treatment was abandoned or discontinued	9	49	18.4%	8.4%	7.0%	7.0%
% of patients satisfied with the treatment they have received	1	1	100.0%	95.9%	96.1%	96.0%

* Figures in italics indicate that the base number is less than 100.

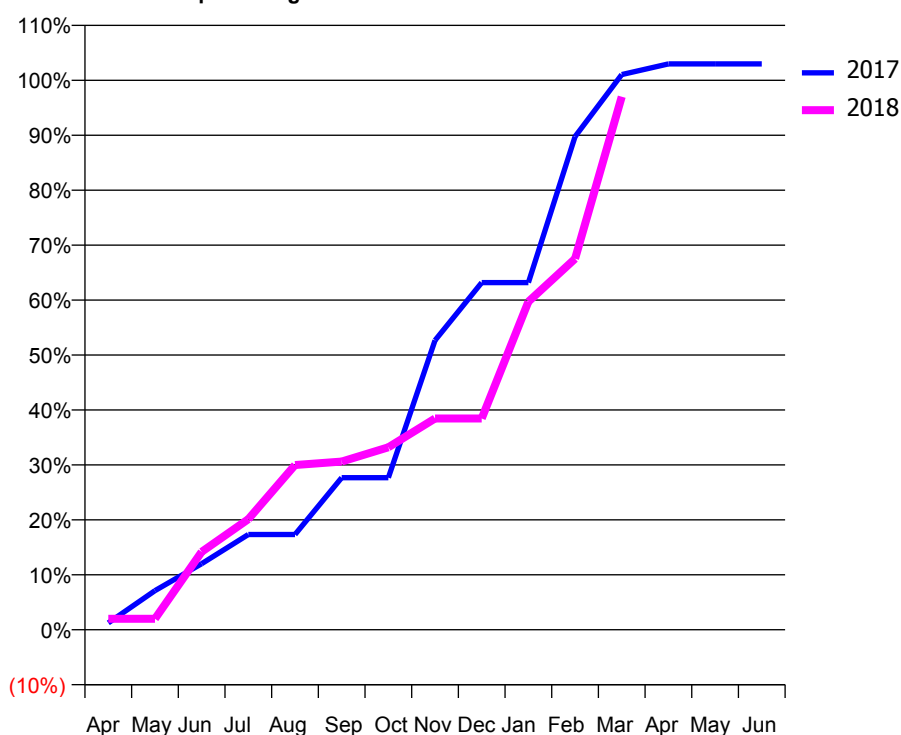
Q50 - Vital Signs Orthodontic At a Glance Contract Report for 809632/0004 - March 2018

Name or company name	MR GJ ATHERTON	17/18 Contracted general activity (UDA)	0
Contract type name	PDS Contract	Carry forward general activity (UDA)	0
Purpose of contract	Orthodontic	17/18 Contracted orthodontic activity (UOA)	3,300
Contract start date	01/04/2006	Carry forward orthodontic activity (UOA)	-66
Contract end date	31/03/2019	Baseline contract value	£187,089.30

ACCESS	Contract	England and Wales
24 month ratio of assessments to patient IDs	1.00	1.04

ACTIVITY	Contract
Contract assess and fit appliances (case starts) as a percentage of Area Team case starts	2.7 %

Cumulative percentage of contracted UOA delivered 2017 & 2018



Month	Adjusted Scheduled Activity (UOA)		
	2016	2017	2018
April	1	41	66
May	64	235	66
June	64	397	468
July	64	572	664
August	64	572	989
September	64	913	1,010
October	1,483	913	1,096
November	1,774	1,738	1,269
December	1,774	2,085	1,269
January	2,273	2,085	1,970
February	2,471	2,962	2,228
March	2,677	3,334	3,201
April	2,956	3,398	
May	2,999	3,398	
June	3,336	3,398	

QUALITY (rolling 12 month period)	Contract Quantity	Contract Base Number	Contract *	Area Team	Region	England
% of all assessments that were assess and fit appliances (case starts)	154	221	69.7%	64.2%	60.9%	60.1%
% of all assessments that were assess and refuse	6	221	2.7%	8.5%	11.2%	11.3%
% of all assessments that were assess and review	61	221	27.6%	27.4%	27.9%	28.6%
% of case starts with a reported IOTN of 3 and Aesthetic Component of 5 or below	0	154	N/A	0.5%	0.1%	0.1%
% of case starts with a reported IOTN of 3 and Aesthetic Component of 6 or above	1	154	0.6%	4.1%	3.8%	4.1%
% of case starts with a reported IOTN of 4	113	154	73.4%	78.6%	78.4%	77.7%
% of case starts with a reported IOTN of 5	32	154	20.8%	15.2%	16.9%	16.8%
% of concluded courses in receipt of dual-arch fixed appliances	112	133	84.2%	76.7%	76.9%	73.8%
% of concluded courses where treatment was abandoned or discontinued	18	133	13.5%	8.4%	7.0%	7.0%
% of patients satisfied with the treatment they have received	3	3	100.0%	95.9%	96.1%	96.0%

* Figures in italics indicate that the base number is less than 100.

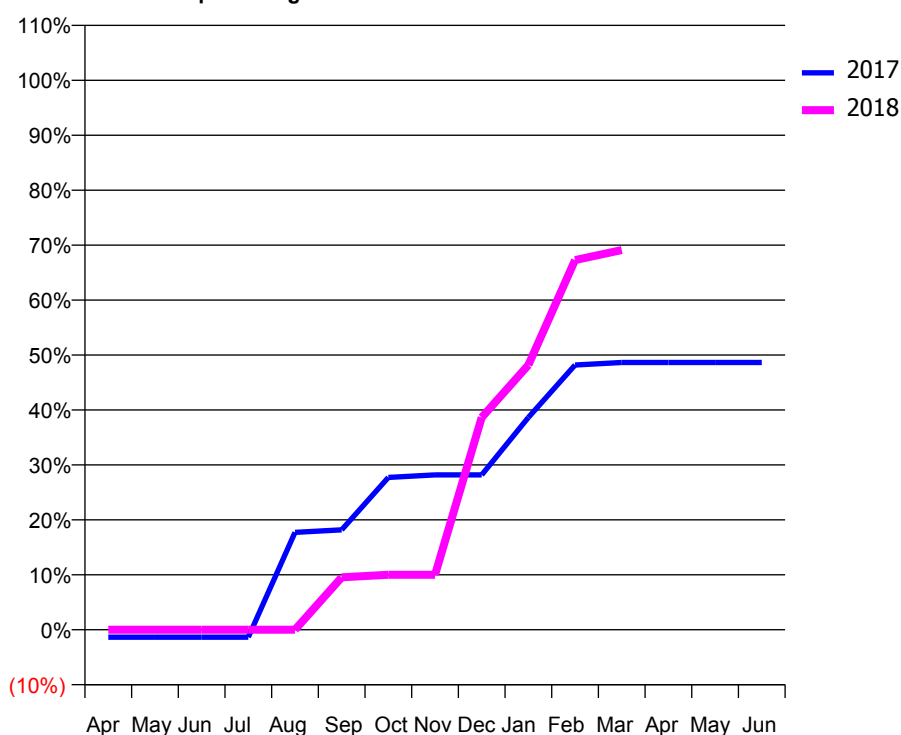
Q50 - Vital Signs Orthodontic At a Glance Contract Report for 811076/0001 - March 2018

Name or company name	MR DR FEIRN	17/18 Contracted general activity (UDA)	1,214
Contract type name	GDS Contract	Carry forward general activity (UDA)	0
Purpose of contract	General and Orthodontic	17/18 Contracted orthodontic activity (UOA)	220
Contract start date	01/04/2006	Carry forward orthodontic activity (UOA)	0
Contract end date		Baseline contract value	£45,957.79

ACCESS	Contract	England and Wales
24 month ratio of assessments to patient IDs	1.00	1.04

ACTIVITY	Contract
Contract assess and fit appliances (case starts) as a percentage of Area Team case starts	0.1 %

Cumulative percentage of contracted UOA delivered 2017 & 2018



Month	Adjusted Scheduled Activity (UOA)		
	2016	2017	2018
April	0	-3	0
May	42	-3	0
June	43	-3	0
July	44	-3	0
August	65	39	0
September	89	40	21
October	89	61	22
November	110	62	22
December	110	62	85
January	111	85	106
February	154	106	148
March	175	107	152
April	196	107	
May	196	107	
June	217	107	

QUALITY (rolling 12 month period)	Contract Quantity	Contract Base Number	Contract *	Area Team	Region	England
% of all assessments that were assess and fit appliances (case starts)	8	10	80.0%	64.2%	60.9%	60.1%
% of all assessments that were assess and refuse	2	10	20.0%	8.5%	11.2%	11.3%
% of all assessments that were assess and review	0	10	0.0%	27.4%	27.9%	28.6%
% of case starts with a reported IOTN of 3 and Aesthetic Component of 5 or below	0	8	N/A	0.5%	0.1%	0.1%
% of case starts with a reported IOTN of 3 and Aesthetic Component of 6 or above	2	8	25.0%	4.1%	3.8%	4.1%
% of case starts with a reported IOTN of 4	3	8	37.5%	78.6%	78.4%	77.7%
% of case starts with a reported IOTN of 5	3	8	37.5%	15.2%	16.9%	16.8 %
% of concluded courses in receipt of dual-arch fixed appliances	8	13	61.5%	76.7%	76.9%	73.8%
% of concluded courses where treatment was abandoned or discontinued	1	13	7.7%	8.4%	7.0%	7.0%
% of patients satisfied with the treatment they have received	1	1	100.0%	95.9%	96.1%	96.0%

* Figures in italics indicate that the base number is less than 100.

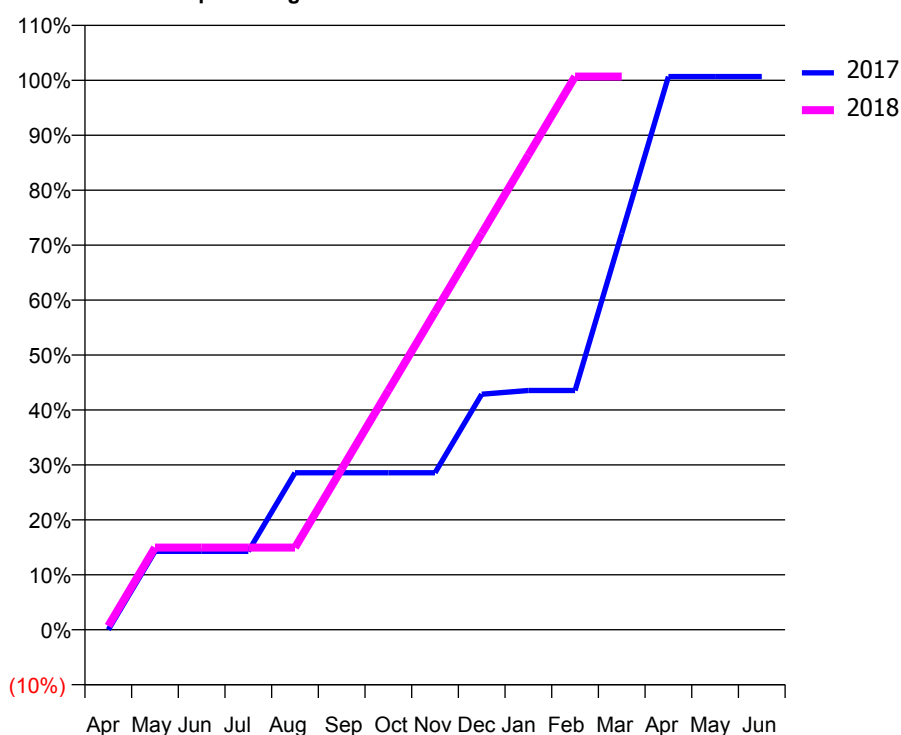
Q50 - Vital Signs Orthodontic At a Glance Contract Report for 915009/0001 - March 2018

Name or company name	MR NJ ALLDAY	17/18 Contracted general activity (UDA)	1,000
Contract type name	GDS Contract	Carry forward general activity (UDA)	29
Purpose of contract	General and Orthodontic	17/18 Contracted orthodontic activity (UOA)	147
Contract start date	01/04/2006	Carry forward orthodontic activity (UOA)	-1
Contract end date		Baseline contract value	£36,828.42

ACCESS	Contract	England and Wales
24 month ratio of assessments to patient IDs	1.00	1.04

ACTIVITY	Contract
Contract assess and fit appliances (case starts) as a percentage of Area Team case starts	0.2 %

Cumulative percentage of contracted UOA delivered 2017 & 2018



Month	Adjusted Scheduled Activity (UOA)		
	2016	2017	2018
April	0	0	1
May	0	21	22
June	0	21	22
July	21	21	22
August	21	42	22
September	21	42	43
October	21	42	64
November	42	42	85
December	63	63	106
January	63	64	127
February	84	64	148
March	84	106	148
April	84	148	
May	84	148	
June	84	148	

QUALITY (rolling 12 month period)	Contract Quantity	Contract Base Number	Contract *	Area Team	Region	England
% of all assessments that were assess and fit appliances (case starts)	9	9	100.0%	64.2%	60.9%	60.1%
% of all assessments that were assess and refuse	0	9	0.0%	8.5%	11.2%	11.3%
% of all assessments that were assess and review	0	9	0.0%	27.4%	27.9%	28.6%
% of case starts with a reported IOTN of 3 and Aesthetic Component of 5 or below	0	9	N/A	0.5%	0.1%	0.1%
% of case starts with a reported IOTN of 3 and Aesthetic Component of 6 or above	1	9	11.1%	4.1%	3.8%	4.1%
% of case starts with a reported IOTN of 4	8	9	88.9%	78.6%	78.4%	77.7%
% of case starts with a reported IOTN of 5	0	9	N/A	15.2%	16.9%	16.8%
% of concluded courses in receipt of dual-arch fixed appliances	3	5	60.0%	76.7%	76.9%	73.8%
% of concluded courses where treatment was abandoned or discontinued	0	5	0.0%	8.4%	7.0%	7.0%
% of patients satisfied with the treatment they have received	1	1	100.0%	95.9%	96.1%	96.0%

* Figures in italics indicate that the base number is less than 100.

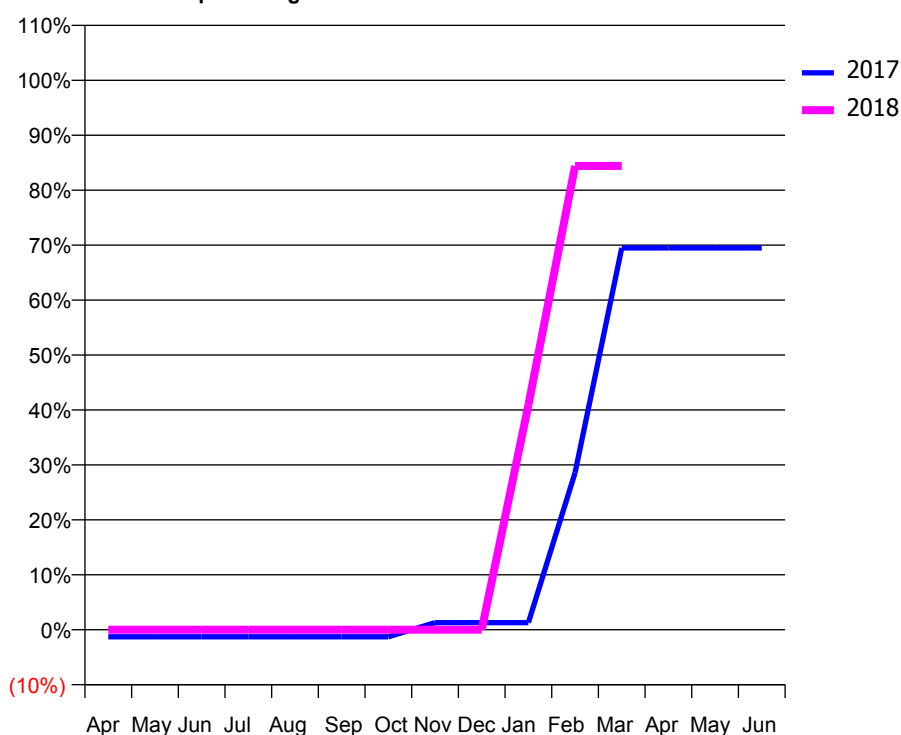
Q50 - Vital Signs Orthodontic At a Glance Contract Report for 999334/0001 - March 2018

Name or company name	MR EO DUODU	17/18 Contracted general activity (UDA)	1,043
Contract type name	GDS Contract	Carry forward general activity (UDA)	0
Purpose of contract	General and Orthodontic	17/18 Contracted orthodontic activity (UOA)	154
Contract start date	01/04/2006	Carry forward orthodontic activity (UOA)	0
Contract end date		Baseline contract value	£41,609.46

ACCESS	Contract	England and Wales
24 month ratio of assessments to patient IDs	1.00	1.04

ACTIVITY	Contract
Contract assess and fit appliances (case starts) as a percentage of Area Team case starts	0.1 %

Cumulative percentage of contracted UOA delivered 2017 & 2018



Month	Adjusted Scheduled Activity (UOA)		
	2016	2017	2018
April	0	-2	0
May	0	-2	0
June	0	-2	0
July	0	-2	0
August	0	-2	0
September	42	-2	0
October	42	-2	0
November	42	2	0
December	42	2	0
January	63	2	63
February	152	44	130
March	152	107	130
April	152	107	
May	152	107	
June	152	107	

QUALITY (rolling 12 month period)

	Contract Quantity	Contract Base Number	Contract *	Area Team	Region	England
% of all assessments that were assess and fit appliances (case starts)	7	7	100.0%	64.2%	60.9%	60.1%
% of all assessments that were assess and refuse	0	7	0.0%	8.5%	11.2%	11.3%
% of all assessments that were assess and review	0	7	0.0%	27.4%	27.9%	28.6%
% of case starts with a reported IOTN of 3 and Aesthetic Component of 5 or below	0	7	N/A	0.5%	0.1%	0.1%
% of case starts with a reported IOTN of 3 and Aesthetic Component of 6 or above	1	7	14.3%	4.1%	3.8%	4.1%
% of case starts with a reported IOTN of 4	6	7	85.7%	78.6%	78.4%	77.7%
% of case starts with a reported IOTN of 5	0	7	N/A	15.2%	16.9%	16.8 %
% of concluded courses in receipt of dual-arch fixed appliances	0	2	N/A	76.7%	76.9%	73.8%
% of concluded courses where treatment was abandoned or discontinued	0	2	0.0%	8.4%	7.0%	7.0%
% of patients satisfied with the treatment they have received	0	0	N/A	95.9%	96.1%	96.0%

* Figures in italics indicate that the base number is less than 100.

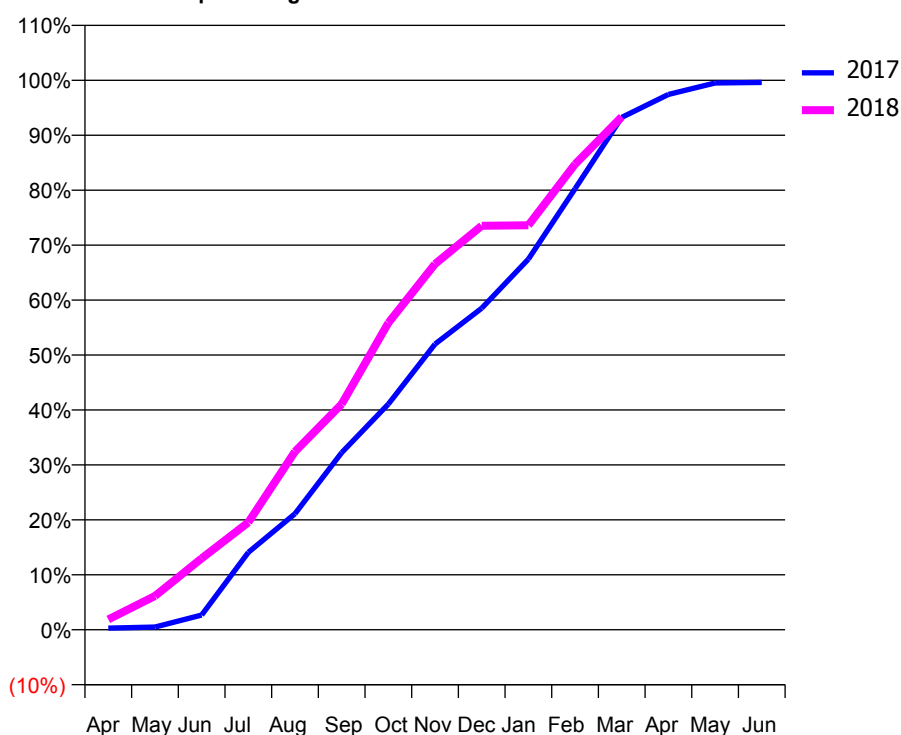
Q51 - Vital Signs Orthodontic At a Glance Contract Report for 101338/0069 - March 2018

Name or company name	Whitecross Dental Care Limited	17/18 Contracted general activity (UDA)	24,277
Contract type name	GDS Contract	Carry forward general activity (UDA)	0
Purpose of contract	General and Orthodontic	17/18 Contracted orthodontic activity (UOA)	1,008
Contract start date	01/11/2008	Carry forward orthodontic activity (UOA)	4
Contract end date		Baseline contract value	£760,924.45

ACCESS	Contract	England and Wales
24 month ratio of assessments to patient IDs	1.03	1.04

ACTIVITY	Contract
Contract assess and fit appliances (case starts) as a percentage of Area Team case starts	1.0 %

Cumulative percentage of contracted UOA delivered 2017 & 2018



Month	Adjusted Scheduled Activity (UOA)		
	2016	2017	2018
April	-4	3	19
May	-1	5	62
June	21	27	131
July	110	142	197
August	200	213	327
September	284	325	414
October	348	414	563
November	481	524	671
December	658	590	741
January	683	680	742
February	710	809	854
March	840	940	941
April	927	982	
May	927	1,003	
June	927	1,004	

QUALITY (rolling 12 month period)

	Contract Quantity	Contract Base Number	Contract *	Area Team	Region	England
% of all assessments that were assess and fit appliances (case starts)	46	89	51.7%	59.2%	60.9%	60.1%
% of all assessments that were assess and refuse	7	89	7.9%	19.0%	11.2%	11.3%
% of all assessments that were assess and review	36	89	40.4%	21.8%	27.9%	28.6%
% of case starts with a reported IOTN of 3 and Aesthetic Component of 5 or below	0	46	N/A	0.0%	0.1%	0.1%
% of case starts with a reported IOTN of 3 and Aesthetic Component of 6 or above	2	46	4.3%	2.3%	3.8%	4.1%
% of case starts with a reported IOTN of 4	36	46	78.3%	78.3%	78.4%	77.7%
% of case starts with a reported IOTN of 5	8	46	17.4%	18.8%	16.9%	16.8%
% of concluded courses in receipt of dual-arch fixed appliances	13	17	76.5%	76.5%	76.9%	73.8%
% of concluded courses where treatment was abandoned or discontinued	1	17	5.9%	4.8%	7.0%	7.0%
% of patients satisfied with the treatment they have received	2	3	66.7%	95.8%	96.1%	96.0%

* Figures in italics indicate that the base number is less than 100.

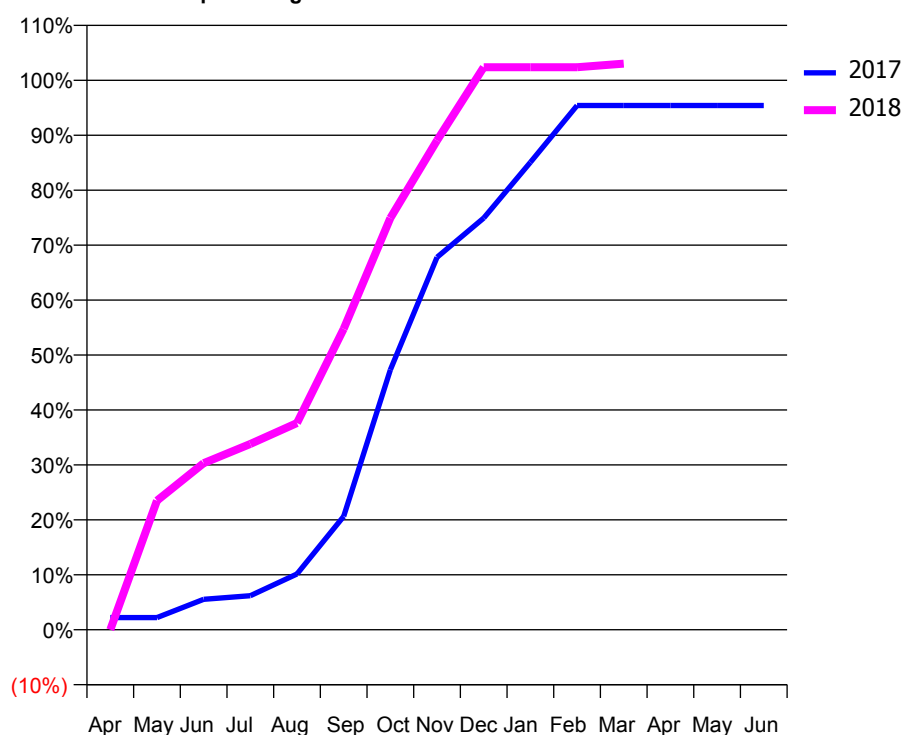
Q51 - Vital Signs Orthodontic At a Glance Contract Report for 101370/0005 - March 2018

Name or company name	Petrie Tucker and Partners Ltd	17/18 Contracted general activity (UDA)	24,146
Contract type name	GDS Contract	Carry forward general activity (UDA)	0
Purpose of contract	General and Orthodontic	17/18 Contracted orthodontic activity (UOA)	630
Contract start date	01/04/2006	Carry forward orthodontic activity (UOA)	0
Contract end date		Baseline contract value	£732,388.77

ACCESS	Contract	England and Wales
24 month ratio of assessments to patient IDs	1.02	1.04

ACTIVITY	Contract
Contract assess and fit appliances (case starts) as a percentage of Area Team case starts	0.6 %

Cumulative percentage of contracted UOA delivered 2017 & 2018



Month	Adjusted Scheduled Activity (UOA)		
	2016	2017	2018
April	57	14	0
May	164	14	148
June	165	35	191
July	230	39	213
August	232	64	237
September	235	130	345
October	261	298	472
November	326	427	561
December	368	472	645
January	370	536	645
February	461	601	645
March	549	601	649
April	635	601	
May	656	601	
June	656	601	

QUALITY (rolling 12 month period)	Contract Quantity	Contract Base Number	Contract *	Area Team	Region	England
% of all assessments that were assess and fit appliances (case starts)	30	49	61.2%	59.2%	60.9%	60.1%
% of all assessments that were assess and refuse	4	49	8.2%	19.0%	11.2%	11.3%
% of all assessments that were assess and review	15	49	30.6%	21.8%	27.9%	28.6%
% of case starts with a reported IOTN of 3 and Aesthetic Component of 5 or below	0	30	N/A	0.0%	0.1%	0.1%
% of case starts with a reported IOTN of 3 and Aesthetic Component of 6 or above	0	30	N/A	2.3%	3.8%	4.1%
% of case starts with a reported IOTN of 4	25	30	83.3%	78.3%	78.4%	77.7%
% of case starts with a reported IOTN of 5	5	30	16.7%	18.8%	16.9%	16.8%
% of concluded courses in receipt of dual-arch fixed appliances	25	33	75.8%	76.5%	76.9%	73.8%
% of concluded courses where treatment was abandoned or discontinued	0	33	0.0%	4.8%	7.0%	7.0%
% of patients satisfied with the treatment they have received	2	2	100.0%	95.8%	96.1%	96.0%

* Figures in italics indicate that the base number is less than 100.

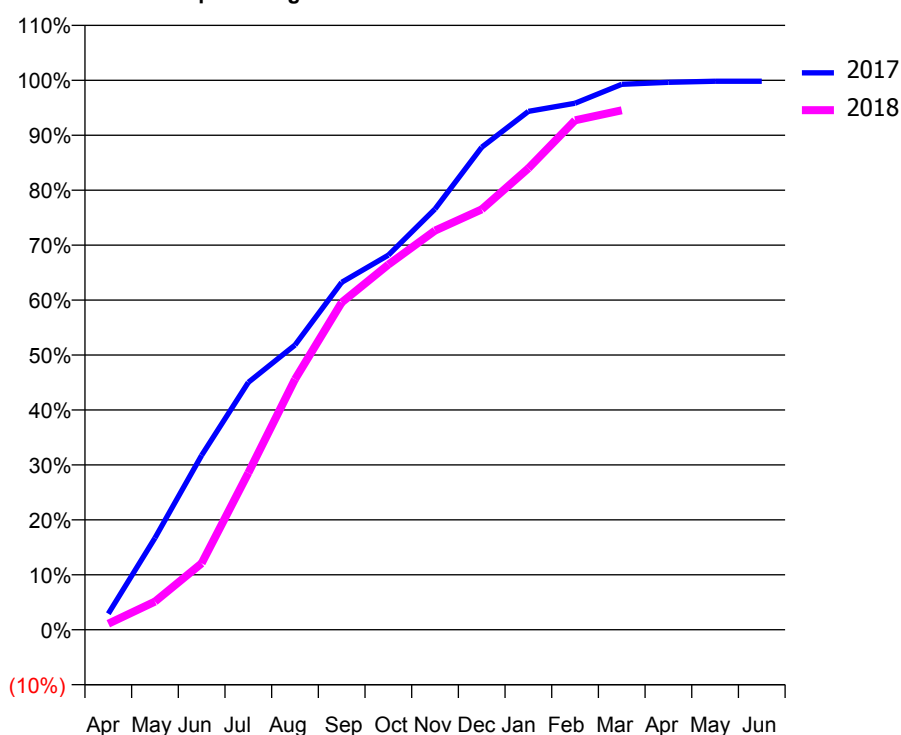
Q51 - Vital Signs Orthodontic At a Glance Contract Report for 101699/0001 - March 2018

Name or company name	Orthoscene Limited	17/18 Contracted general activity (UDA)	0
Contract type name	PDS Contract	Carry forward general activity (UDA)	0
Purpose of contract	Orthodontic	17/18 Contracted orthodontic activity (UOA)	11,617
Contract start date	01/04/2014	Carry forward orthodontic activity (UOA)	21
Contract end date	31/03/2019	Baseline contract value	£720,744.13

ACCESS	Contract	England and Wales
24 month ratio of assessments to patient IDs	1.00	1.04

ACTIVITY	Contract
Contract assess and fit appliances (case starts) as a percentage of Area Team case starts	11.0 %

Cumulative percentage of contracted UOA delivered 2017 & 2018



Month	Adjusted Scheduled Activity (UOA)		
	2016	2017	2018
April	714	339	128
May	3,136	1,942	597
June	4,015	3,690	1,405
July	5,320	5,231	3,318
August	6,506	6,019	5,297
September	7,429	7,346	6,920
October	8,204	7,919	7,721
November	8,926	8,897	8,440
December	9,923	10,201	8,888
January	10,316	10,959	9,755
February	11,172	11,130	10,770
March	11,550	11,531	10,981
April	11,613	11,575	
May	11,634	11,596	
June	11,634	11,596	

QUALITY (rolling 12 month period)

	Contract Quantity	Contract Base Number	Contract *	Area Team	Region	England
% of all assessments that were assess and fit appliances (case starts)	525	588	89.3%	59.2%	60.9%	60.1%
% of all assessments that were assess and refuse	21	588	3.6%	19.0%	11.2%	11.3%
% of all assessments that were assess and review	42	588	7.1%	21.8%	27.9%	28.6%
% of case starts with a reported IOTN of 3 and Aesthetic Component of 5 or below	0	525	N/A	0.0%	0.1%	0.1%
% of case starts with a reported IOTN of 3 and Aesthetic Component of 6 or above	8	525	1.5%	2.3%	3.8%	4.1%
% of case starts with a reported IOTN of 4	427	525	81.3%	78.3%	78.4%	77.7%
% of case starts with a reported IOTN of 5	90	525	17.1%	18.8%	16.9%	16.8%
% of concluded courses in receipt of dual-arch fixed appliances	436	462	94.4%	76.5%	76.9%	73.8%
% of concluded courses where treatment was abandoned or discontinued	13	462	2.8%	4.8%	7.0%	7.0%
% of patients satisfied with the treatment they have received	32	33	97.0%	95.8%	96.1%	96.0%

* Figures in italics indicate that the base number is less than 100.

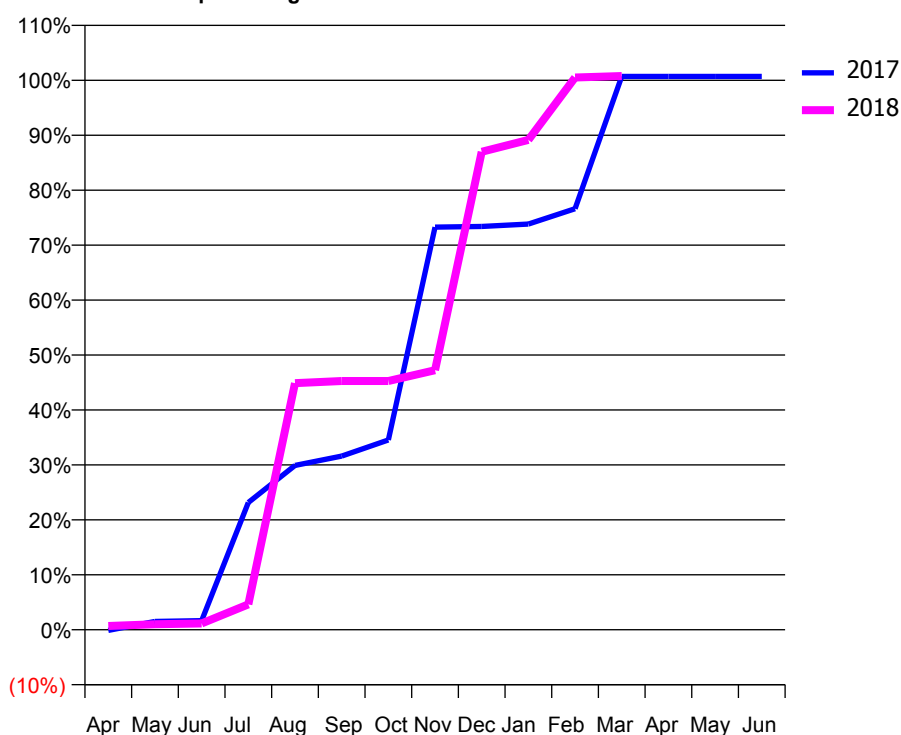
Q51 - Vital Signs Orthodontic At a Glance Contract Report for 109983/0001 - March 2018

Name or company name	Smile Create Ltd	17/18 Contracted general activity (UDA)	15,796
Contract type name	GDS Contract	Carry forward general activity (UDA)	334
Purpose of contract	General and Orthodontic	17/18 Contracted orthodontic activity (UOA)	1,575
Contract start date	01/04/2012	Carry forward orthodontic activity (UOA)	-11
Contract end date		Baseline contract value	£555,377.07

ACCESS	Contract	England and Wales
24 month ratio of assessments to patient IDs	1.01	1.04

ACTIVITY	Contract
Contract assess and fit appliances (case starts) as a percentage of Area Team case starts	1.5 %

Cumulative percentage of contracted UOA delivered 2017 & 2018



Month	Adjusted Scheduled Activity (UOA)		
	2016	2017	2018
April	3	-2	11
May	27	24	16
June	27	26	18
July	27	365	73
August	668	471	707
September	690	498	713
October	692	544	713
November	693	1,154	744
December	995	1,156	1,370
January	1,143	1,163	1,404
February	1,167	1,207	1,583
March	1,568	1,586	1,587
April	1,573	1,586	
May	1,573	1,586	
June	1,573	1,586	

QUALITY (rolling 12 month period)

	Contract Quantity	Contract Base Number	Contract *	Area Team	Region	England
% of all assessments that were assess and fit appliances (case starts)	72	158	45.6%	59.2%	60.9%	60.1%
% of all assessments that were assess and refuse	26	158	16.5%	19.0%	11.2%	11.3%
% of all assessments that were assess and review	60	158	38.0%	21.8%	27.9%	28.6%
% of case starts with a reported IOTN of 3 and Aesthetic Component of 5 or below	0	72	<i>N/A</i>	0.0%	0.1%	0.1%
% of case starts with a reported IOTN of 3 and Aesthetic Component of 6 or above	5	72	6.9%	2.3%	3.8%	4.1%
% of case starts with a reported IOTN of 4	52	72	72.2%	78.3%	78.4%	77.7%
% of case starts with a reported IOTN of 5	15	72	20.8%	18.8%	16.9%	16.8%
% of concluded courses in receipt of dual-arch fixed appliances	8	66	12.1%	76.5%	76.9%	73.8%
% of concluded courses where treatment was abandoned or discontinued	7	66	10.6%	4.8%	7.0%	7.0%
% of patients satisfied with the treatment they have received	0	0	<i>N/A</i>	95.8%	96.1%	96.0%

* Figures in italics indicate that the base number is less than 100.

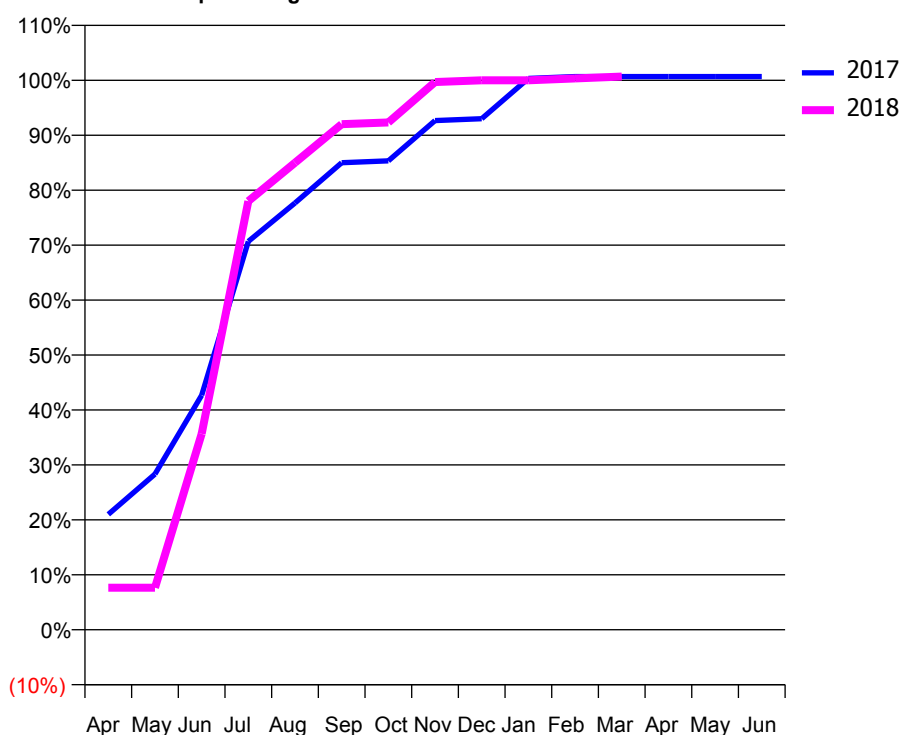
Q51 - Vital Signs Orthodontic At a Glance Contract Report for 112348/0001 - March 2018

Name or company name	Wright Dental Care Ltd	17/18 Contracted general activity (UDA)	50,922
Contract type name	GDS Contract	Carry forward general activity (UDA)	1,533
Purpose of contract	General and Orthodontic	17/18 Contracted orthodontic activity (UOA)	300
Contract start date	01/12/2011	Carry forward orthodontic activity (UOA)	-2
Contract end date		Baseline contract value	£1,354,632.30

ACCESS	Contract	England and Wales
24 month ratio of assessments to patient IDs	1.05	1.04

ACTIVITY	Contract
Contract assess and fit appliances (case starts) as a percentage of Area Team case starts	0.3 %

Cumulative percentage of contracted UOA delivered 2017 & 2018



Month	Adjusted Scheduled Activity (UOA)		
	2016	2017	2018
April	0	63	23
May	0	85	23
June	21	128	107
July	64	212	234
August	64	233	255
September	106	255	276
October	148	256	277
November	148	278	299
December	169	279	300
January	212	301	300
February	216	302	301
March	216	302	302
April	216	302	
May	216	302	
June	216	302	

QUALITY (rolling 12 month period)

	Contract Quantity	Contract Base Number	Contract *	Area Team	Region	England
% of all assessments that were assess and fit appliances (case starts)	15	21	71.4%	59.2%	60.9%	60.1%
% of all assessments that were assess and refuse	1	21	4.8%	19.0%	11.2%	11.3%
% of all assessments that were assess and review	5	21	23.8%	21.8%	27.9%	28.6%
% of case starts with a reported IOTN of 3 and Aesthetic Component of 5 or below	0	15	N/A	0.0%	0.1%	0.1%
% of case starts with a reported IOTN of 3 and Aesthetic Component of 6 or above	0	15	N/A	2.3%	3.8%	4.1%
% of case starts with a reported IOTN of 4	13	15	86.7%	78.3%	78.4%	77.7%
% of case starts with a reported IOTN of 5	1	15	6.7%	18.8%	16.9%	16.8%
% of concluded courses in receipt of dual-arch fixed appliances	0	6	N/A	76.5%	76.9%	73.8%
% of concluded courses where treatment was abandoned or discontinued	2	6	33.3%	4.8%	7.0%	7.0%
% of patients satisfied with the treatment they have received	0	0	N/A	95.8%	96.1%	96.0%

* Figures in italics indicate that the base number is less than 100.

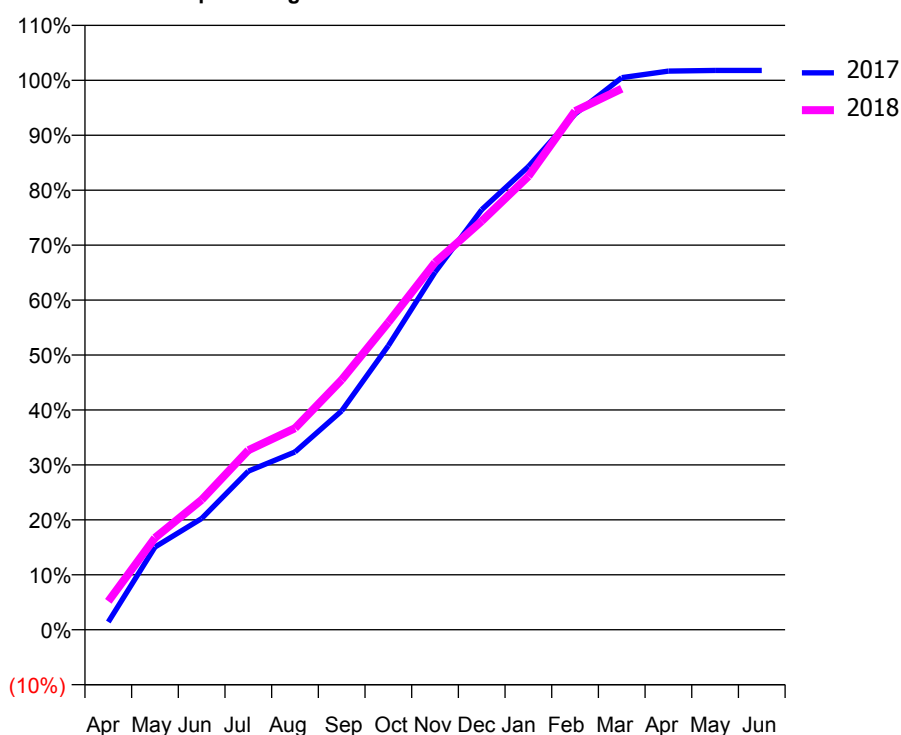
Q51 - Vital Signs Orthodontic At a Glance Contract Report for 134279/0001 - March 2018

Name or company name	Orthodontic Centre (UK) Limited	17/18 Contracted general activity (UDA)	0
Contract type name	PDS Contract	Carry forward general activity (UDA)	0
Purpose of contract	Orthodontic	17/18 Contracted orthodontic activity (UOA)	18,725
Contract start date	01/01/2012	Carry forward orthodontic activity (UOA)	-334
Contract end date	31/03/2019	Baseline contract value	£1,161,740.03

ACCESS	Contract	England and Wales
24 month ratio of assessments to patient IDs	1.02	1.04

ACTIVITY	Contract
Contract assess and fit appliances (case starts) as a percentage of Area Team case starts	18.0 %

Cumulative percentage of contracted UOA delivered 2017 & 2018



Month	Adjusted Scheduled Activity (UOA)		
	2016	2017	2018
April	-69	264	972
May	1,563	2,819	3,135
June	3,422	3,793	4,430
July	5,111	5,403	6,117
August	6,376	6,058	6,870
September	7,944	7,461	8,517
October	9,793	9,679	10,474
November	11,198	12,185	12,517
December	12,918	14,314	13,926
January	13,784	15,785	15,454
February	16,577	17,572	17,672
March	18,349	18,813	18,435
April	18,835	19,038	
May	18,877	19,059	
June	18,878	19,059	

QUALITY (rolling 12 month period)

	Contract Quantity	Contract Base Number	Contract *	Area Team	Region	England
% of all assessments that were assess and fit appliances (case starts)	859	1,477	58.2%	59.2%	60.9%	60.1%
% of all assessments that were assess and refuse	314	1,477	21.3%	19.0%	11.2%	11.3%
% of all assessments that were assess and review	304	1,477	20.6%	21.8%	27.9%	28.6%
% of case starts with a reported IOTN of 3 and Aesthetic Component of 5 or below	0	859	N/A	0.0%	0.1%	0.1%
% of case starts with a reported IOTN of 3 and Aesthetic Component of 6 or above	18	859	2.1%	2.3%	3.8%	4.1%
% of case starts with a reported IOTN of 4	699	859	81.4%	78.3%	78.4%	77.7%
% of case starts with a reported IOTN of 5	139	859	16.2%	18.8%	16.9%	16.8%
% of concluded courses in receipt of dual-arch fixed appliances	735	787	93.4%	76.5%	76.9%	73.8%
% of concluded courses where treatment was abandoned or discontinued	33	787	4.2%	4.8%	7.0%	7.0%
% of patients satisfied with the treatment they have received	19	19	100.0%	95.8%	96.1%	96.0%

* Figures in italics indicate that the base number is less than 100.

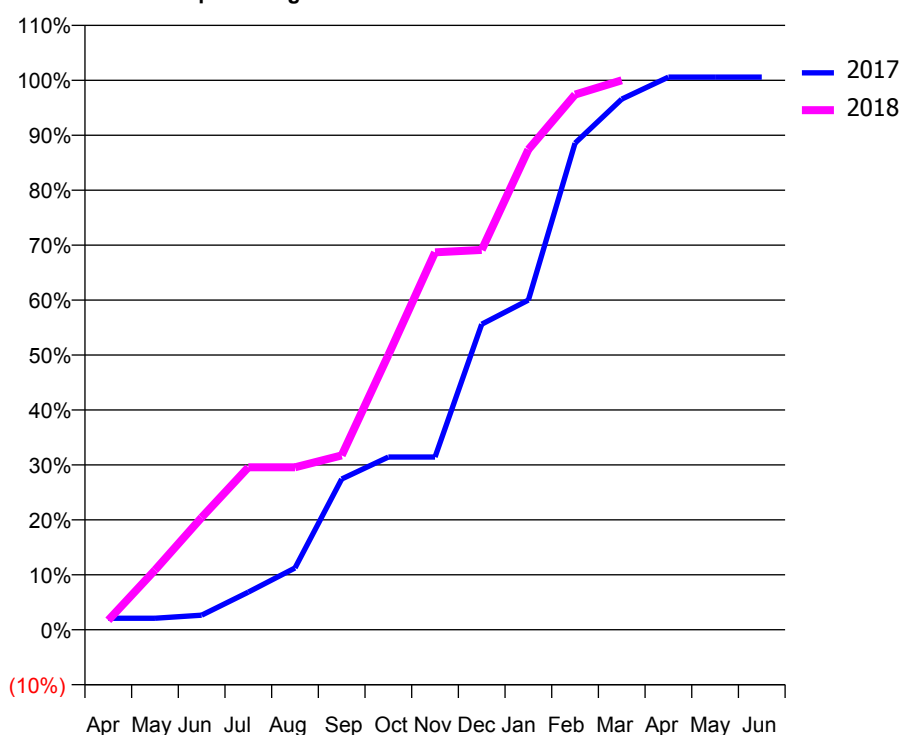
Q51 - Vital Signs Orthodontic At a Glance Contract Report for 142255/0001 - March 2018

Name or company name	Hislop and Wolverson	17/18 Contracted general activity (UDA)	22,766
Contract type name	GDS Contract	Carry forward general activity (UDA)	-440
Purpose of contract	General and Orthodontic	17/18 Contracted orthodontic activity (UOA)	230
Contract start date	01/12/2010	Carry forward orthodontic activity (UOA)	-3
Contract end date		Baseline contract value	£664,115.71

ACCESS	Contract	England and Wales
24 month ratio of assessments to patient IDs	1.08	1.04

ACTIVITY	Contract
Contract assess and fit appliances (case starts) as a percentage of Area Team case starts	0.2 %

Cumulative percentage of contracted UOA delivered 2017 & 2018



Month	Adjusted Scheduled Activity (UOA)		
	2016	2017	2018
April	-4	11	4
May	18	11	25
June	18	14	47
July	64	36	68
August	66	59	68
September	70	144	73
October	70	165	115
November	113	165	158
December	113	292	159
January	200	315	201
February	353	465	224
March	438	507	230
April	545	528	
May	545	528	
June	545	528	

QUALITY (rolling 12 month period)	Contract Quantity	Contract Base Number	Contract *	Area Team	Region	England
% of all assessments that were assess and fit appliances (case starts)	11	28	39.3%	59.2%	60.9%	60.1%
% of all assessments that were assess and refuse	0	28	0.0%	19.0%	11.2%	11.3%
% of all assessments that were assess and review	17	28	60.7%	21.8%	27.9%	28.6%
% of case starts with a reported IOTN of 3 and Aesthetic Component of 5 or below	0	11	N/A	0.0%	0.1%	0.1%
% of case starts with a reported IOTN of 3 and Aesthetic Component of 6 or above	0	11	N/A	2.3%	3.8%	4.1%
% of case starts with a reported IOTN of 4	10	11	90.9%	78.3%	78.4%	77.7%
% of case starts with a reported IOTN of 5	1	11	9.1%	18.8%	16.9%	16.8 %
% of concluded courses in receipt of dual-arch fixed appliances	16	20	80.0%	76.5%	76.9%	73.8%
% of concluded courses where treatment was abandoned or discontinued	0	20	0.0%	4.8%	7.0%	7.0%
% of patients satisfied with the treatment they have received	0	0	N/A	95.8%	96.1%	96.0%

* Figures in italics indicate that the base number is less than 100.

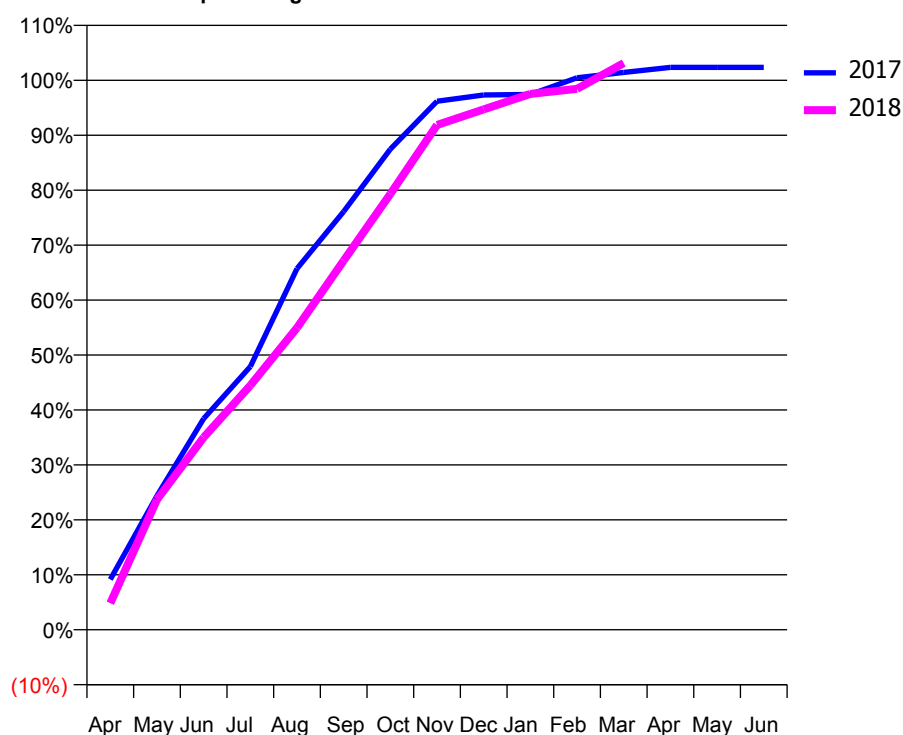
Q51 - Vital Signs Orthodontic At a Glance Contract Report for 144959/0001 - March 2018

Name or company name	Kaye and Rafferty Ltd	17/18 Contracted general activity (UDA)	21,500
Contract type name	GDS Contract	Carry forward general activity (UDA)	0
Purpose of contract	General and Orthodontic	17/18 Contracted orthodontic activity (UOA)	2,249
Contract start date	01/07/2014	Carry forward orthodontic activity (UOA)	-45
Contract end date		Baseline contract value	£714,315.27

ACCESS	Contract	England and Wales
24 month ratio of assessments to patient IDs	1.02	1.04

ACTIVITY	Contract
Contract assess and fit appliances (case starts) as a percentage of Area Team case starts	2.3 %

Cumulative percentage of contracted UOA delivered 2017 & 2018



Month	Adjusted Scheduled Activity (UOA)		
	2016	2017	2018
April	39	206	109
May	149	548	533
June	359	864	787
July	803	1,077	1,000
August	1,060	1,478	1,236
September	1,397	1,712	1,511
October	1,544	1,967	1,784
November	1,892	2,163	2,066
December	2,106	2,189	2,130
January	2,106	2,191	2,193
February	2,216	2,259	2,214
March	2,219	2,281	2,319
April	2,243	2,302	
May	2,244	2,302	
June	2,244	2,302	

QUALITY (rolling 12 month period)

	Contract Quantity	Contract Base Number	Contract *	Area Team	Region	England
% of all assessments that were assess and fit appliances (case starts)	109	138	79.0%	59.2%	60.9%	60.1%
% of all assessments that were assess and refuse	3	138	2.2%	19.0%	11.2%	11.3%
% of all assessments that were assess and review	26	138	18.8%	21.8%	27.9%	28.6%
% of case starts with a reported IOTN of 3 and Aesthetic Component of 5 or below	0	109	N/A	0.0%	0.1%	0.1%
% of case starts with a reported IOTN of 3 and Aesthetic Component of 6 or above	24	109	22.0%	2.3%	3.8%	4.1%
% of case starts with a reported IOTN of 4	57	109	52.3%	78.3%	78.4%	77.7%
% of case starts with a reported IOTN of 5	28	109	25.7%	18.8%	16.9%	16.8 %
% of concluded courses in receipt of dual-arch fixed appliances	53	56	94.6%	76.5%	76.9%	73.8%
% of concluded courses where treatment was abandoned or discontinued	3	56	5.4%	4.8%	7.0%	7.0%
% of patients satisfied with the treatment they have received	2	2	100.0%	95.8%	96.1%	96.0%

* Figures in italics indicate that the base number is less than 100.

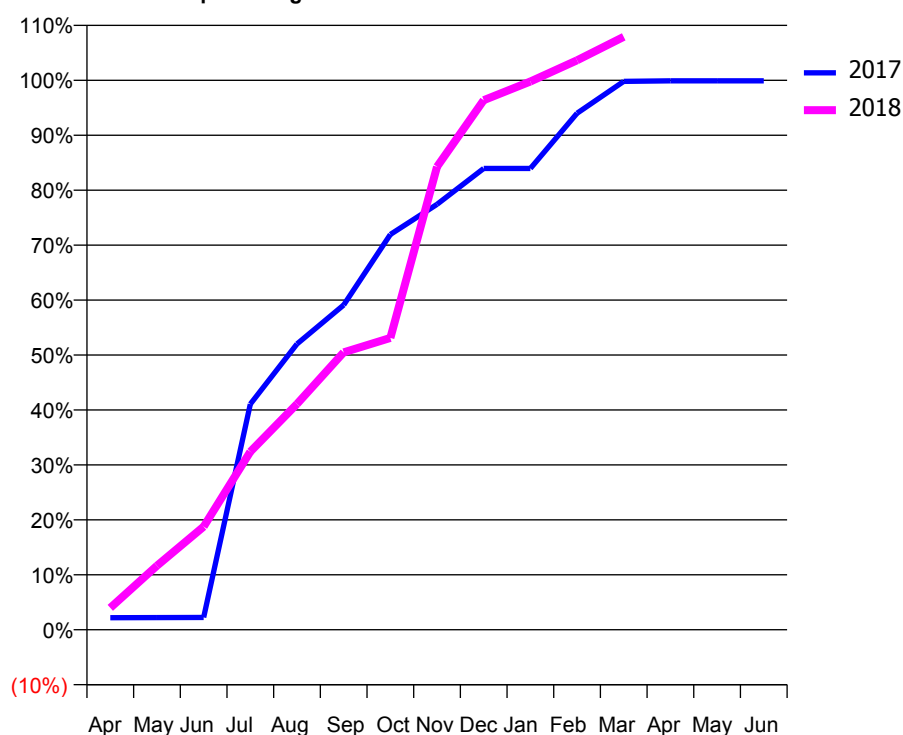
Q51 - Vital Signs Orthodontic At a Glance Contract Report for 145033/0001 - March 2018

Name or company name	Orthodontic Centre (uk)Ltd	17/18 Contracted general activity (UDA)	0
Contract type name	PDS Contract	Carry forward general activity (UDA)	0
Purpose of contract	Orthodontic	17/18 Contracted orthodontic activity (UOA)	4,968
Contract start date	01/09/2012	Carry forward orthodontic activity (UOA)	5
Contract end date	31/03/2019	Baseline contract value	£306,705.25

ACCESS	Contract	England and Wales
24 month ratio of assessments to patient IDs	1.05	1.04

ACTIVITY	Contract
Contract assess and fit appliances (case starts) as a percentage of Area Team case starts	5.2 %

Cumulative percentage of contracted UOA delivered 2017 & 2018



Month	Adjusted Scheduled Activity (UOA)		
	2016	2017	2018
April	11	109	198
May	492	110	579
June	754	111	933
July	1,333	2,040	1,610
August	1,869	2,584	2,042
September	2,595	2,936	2,508
October	3,163	3,574	2,639
November	3,501	3,846	4,186
December	4,143	4,171	4,788
January	4,410	4,171	4,957
February	4,911	4,670	5,148
March	5,229	4,958	5,361
April	5,230	4,963	
May	5,230	4,963	
June	5,230	4,963	

QUALITY (rolling 12 month period)

	Contract Quantity	Contract Base Number	Contract *	Area Team	Region	England
% of all assessments that were assess and fit appliances (case starts)	247	444	55.6%	59.2%	60.9%	60.1%
% of all assessments that were assess and refuse	65	444	14.6%	19.0%	11.2%	11.3%
% of all assessments that were assess and review	132	444	29.7%	21.8%	27.9%	28.6%
% of case starts with a reported IOTN of 3 and Aesthetic Component of 5 or below	0	247	N/A	0.0%	0.1%	0.1%
% of case starts with a reported IOTN of 3 and Aesthetic Component of 6 or above	3	247	1.2%	2.3%	3.8%	4.1%
% of case starts with a reported IOTN of 4	219	247	88.7%	78.3%	78.4%	77.7%
% of case starts with a reported IOTN of 5	24	247	9.7%	18.8%	16.9%	16.8%
% of concluded courses in receipt of dual-arch fixed appliances	130	141	92.2%	76.5%	76.9%	73.8%
% of concluded courses where treatment was abandoned or discontinued	9	141	6.4%	4.8%	7.0%	7.0%
% of patients satisfied with the treatment they have received	6	6	100.0%	95.8%	96.1%	96.0%

* Figures in italics indicate that the base number is less than 100.

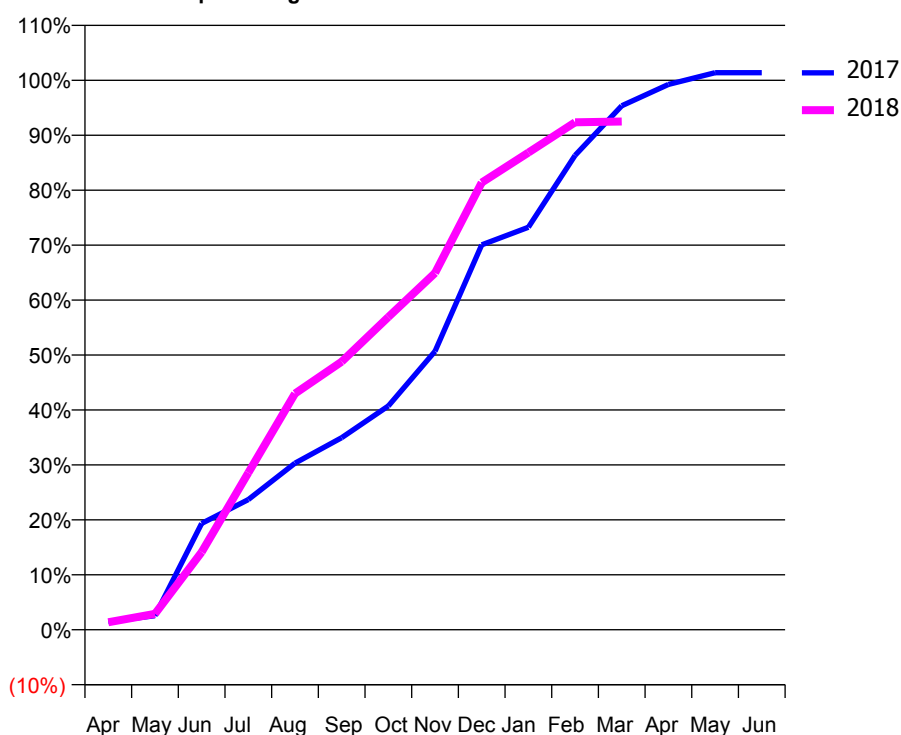
Q51 - Vital Signs Orthodontic At a Glance Contract Report for 151653/0002 - March 2018

Name or company name	The Forum Practice Ltd	17/18 Contracted general activity (UDA)	0
Contract type name	PDS Contract	Carry forward general activity (UDA)	0
Purpose of contract	Orthodontic	17/18 Contracted orthodontic activity (UOA)	1,959
Contract start date	01/10/2011	Carry forward orthodontic activity (UOA)	-27
Contract end date	31/03/2019	Baseline contract value	£121,540.66

ACCESS	Contract	England and Wales
24 month ratio of assessments to patient IDs	1.05	1.04

ACTIVITY	Contract
Contract assess and fit appliances (case starts) as a percentage of Area Team case starts	1.8 %

Cumulative percentage of contracted UOA delivered 2017 & 2018



Month	Adjusted Scheduled Activity (UOA)		
	2016	2017	2018
April	39	29	27
May	188	50	57
June	342	379	277
July	461	464	560
August	528	594	842
September	580	685	956
October	627	798	1,115
November	785	993	1,272
December	914	1,372	1,594
January	936	1,435	1,701
February	1,096	1,691	1,809
March	1,101	1,868	1,812
April	1,663	1,944	
May	1,706	1,986	
June	1,988	1,986	

QUALITY (rolling 12 month period)

	Contract Quantity	Contract Base Number	Contract *	Area Team	Region	England
% of all assessments that were assess and fit appliances (case starts)	87	180	48.3%	59.2%	60.9%	60.1%
% of all assessments that were assess and refuse	15	180	8.3%	19.0%	11.2%	11.3%
% of all assessments that were assess and review	78	180	43.3%	21.8%	27.9%	28.6%
% of case starts with a reported IOTN of 3 and Aesthetic Component of 5 or below	0	87	<i>N/A</i>	0.0%	0.1%	0.1%
% of case starts with a reported IOTN of 3 and Aesthetic Component of 6 or above	0	87	<i>N/A</i>	2.3%	3.8%	4.1%
% of case starts with a reported IOTN of 4	79	87	90.8%	78.3%	78.4%	77.7%
% of case starts with a reported IOTN of 5	8	87	9.2%	18.8%	16.9%	16.8 %
% of concluded courses in receipt of dual-arch fixed appliances	45	95	47.4%	76.5%	76.9%	73.8%
% of concluded courses where treatment was abandoned or discontinued	1	95	1.1%	4.8%	7.0%	7.0%
% of patients satisfied with the treatment they have received	1	1	100.0%	95.8%	96.1%	96.0%

* Figures in italics indicate that the base number is less than 100.

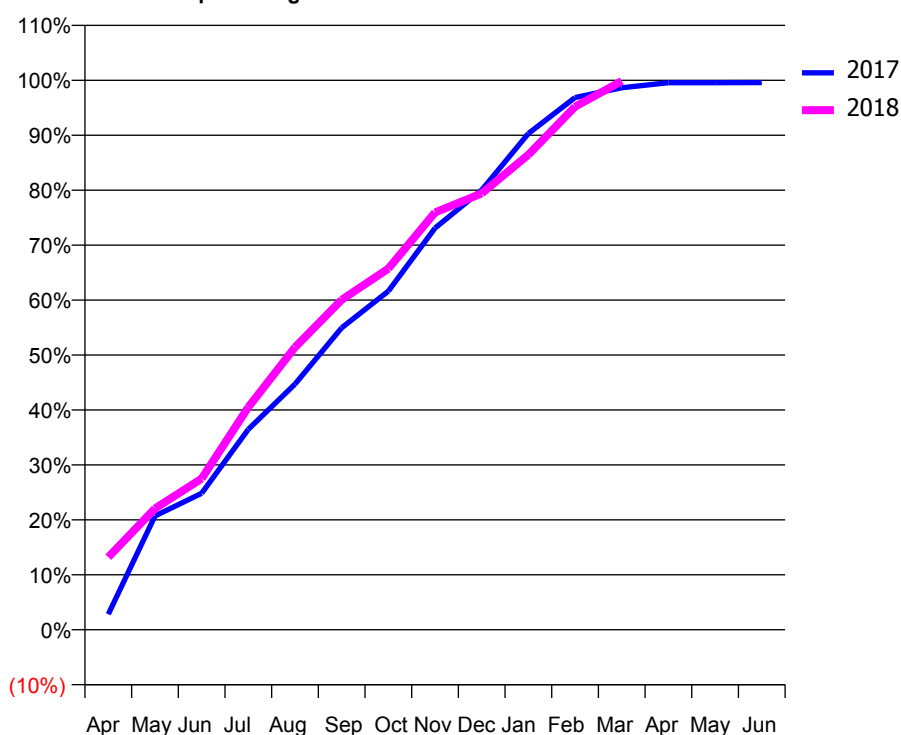
Q51 - Vital Signs Orthodontic At a Glance Contract Report for 156531/0001 - March 2018

Name or company name	Orthocentres Ltd	17/18 Contracted general activity (UDA)	0
Contract type name	PDS Contract	Carry forward general activity (UDA)	0
Purpose of contract	Orthodontic	17/18 Contracted orthodontic activity (UOA)	32,345
Contract start date	01/01/2008	Carry forward orthodontic activity (UOA)	97
Contract end date	31/03/2019	Baseline contract value	£2,006,754.66

ACCESS	Contract	England and Wales
24 month ratio of assessments to patient IDs	1.01	1.04

ACTIVITY	Contract
Contract assess and fit appliances (case starts) as a percentage of Area Team case starts	31.8 %

Cumulative percentage of contracted UOA delivered 2017 & 2018



Month	Adjusted Scheduled Activity (UOA)		
	2016	2017	2018
April	2,228	913	4,273
May	4,653	6,698	7,141
June	7,577	8,033	8,895
July	12,277	11,798	13,101
August	15,706	14,461	16,627
September	19,634	17,778	19,419
October	21,478	19,933	21,256
November	24,312	23,648	24,561
December	26,171	25,884	25,687
January	28,547	29,210	27,963
February	30,804	31,328	30,785
March	32,126	31,902	32,292
April	32,363	32,204	
May	32,384	32,204	
June	32,384	32,209	

QUALITY (rolling 12 month period)	Contract Quantity	Contract Base Number	Contract *	Area Team	Region	England
% of all assessments that were assess and fit appliances (case starts)	1,519	2,661	57.1%	59.2%	60.9%	60.1%
% of all assessments that were assess and refuse	687	2,661	25.8%	19.0%	11.2%	11.3%
% of all assessments that were assess and review	455	2,661	17.1%	21.8%	27.9%	28.6%
% of case starts with a reported IOTN of 3 and Aesthetic Component of 5 or below	2	1,519	0.1%	0.0%	0.1%	0.1%
% of case starts with a reported IOTN of 3 and Aesthetic Component of 6 or above	22	1,519	1.4%	2.3%	3.8%	4.1%
% of case starts with a reported IOTN of 4	1,175	1,519	77.4%	78.3%	78.4%	77.7%
% of case starts with a reported IOTN of 5	310	1,519	20.4%	18.8%	16.9%	16.8%
% of concluded courses in receipt of dual-arch fixed appliances	1,086	1,232	88.1%	76.5%	76.9%	73.8%
% of concluded courses where treatment was abandoned or discontinued	63	1,232	5.1%	4.8%	7.0%	7.0%
% of patients satisfied with the treatment they have received	37	39	94.9%	95.8%	96.1%	96.0%

* Figures in italics indicate that the base number is less than 100.

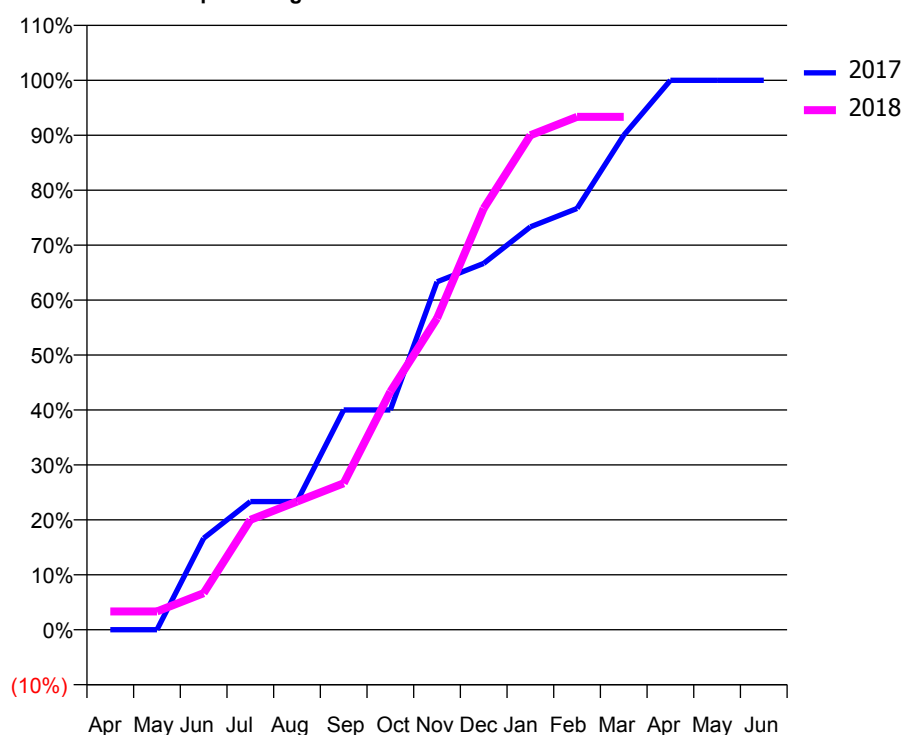
Q51 - Vital Signs Orthodontic At a Glance Contract Report for 157708/0001 - March 2018

Name or company name	Doncaster Dental Centre	17/18 Contracted general activity (UDA)	32,715
Contract type name	GDS Contract	Carry forward general activity (UDA)	1,279
Purpose of contract	General and Orthodontic	17/18 Contracted orthodontic activity (UOA)	630
Contract start date	01/09/2010	Carry forward orthodontic activity (UOA)	0
Contract end date		Baseline contract value	£977,636.49

ACCESS	Contract	England and Wales
24 month ratio of assessments to patient IDs	1.00	1.04

ACTIVITY	Contract
Contract assess and fit appliances (case starts) as a percentage of Area Team case starts	0.6 %

Cumulative percentage of contracted UOA delivered 2017 & 2018



Month	Adjusted Scheduled Activity (UOA)		
	2016	2017	2018
April	-21	0	21
May	0	0	21
June	42	105	42
July	63	147	126
August	84	147	147
September	105	252	168
October	147	252	273
November	189	399	357
December	252	420	483
January	273	462	567
February	378	483	588
March	567	567	588
April	588	630	
May	588	630	
June	588	630	

QUALITY (rolling 12 month period)	Contract Quantity	Contract Base Number	Contract *	Area Team	Region	England
% of all assessments that were assess and fit appliances (case starts)	31	31	100.0%	59.2%	60.9%	60.1%
% of all assessments that were assess and refuse	0	31	0.0%	19.0%	11.2%	11.3%
% of all assessments that were assess and review	0	31	0.0%	21.8%	27.9%	28.6%
% of case starts with a reported IOTN of 3 and Aesthetic Component of 5 or below	0	31	N/A	0.0%	0.1%	0.1%
% of case starts with a reported IOTN of 3 and Aesthetic Component of 6 or above	0	31	N/A	2.3%	3.8%	4.1%
% of case starts with a reported IOTN of 4	31	31	100.0%	78.3%	78.4%	77.7%
% of case starts with a reported IOTN of 5	0	31	N/A	18.8%	16.9%	16.8 %
% of concluded courses in receipt of dual-arch fixed appliances	16	16	100.0%	76.5%	76.9%	73.8%
% of concluded courses where treatment was abandoned or discontinued	0	16	0.0%	4.8%	7.0%	7.0%
% of patients satisfied with the treatment they have received	3	3	100.0%	95.8%	96.1%	96.0%

* Figures in italics indicate that the base number is less than 100.

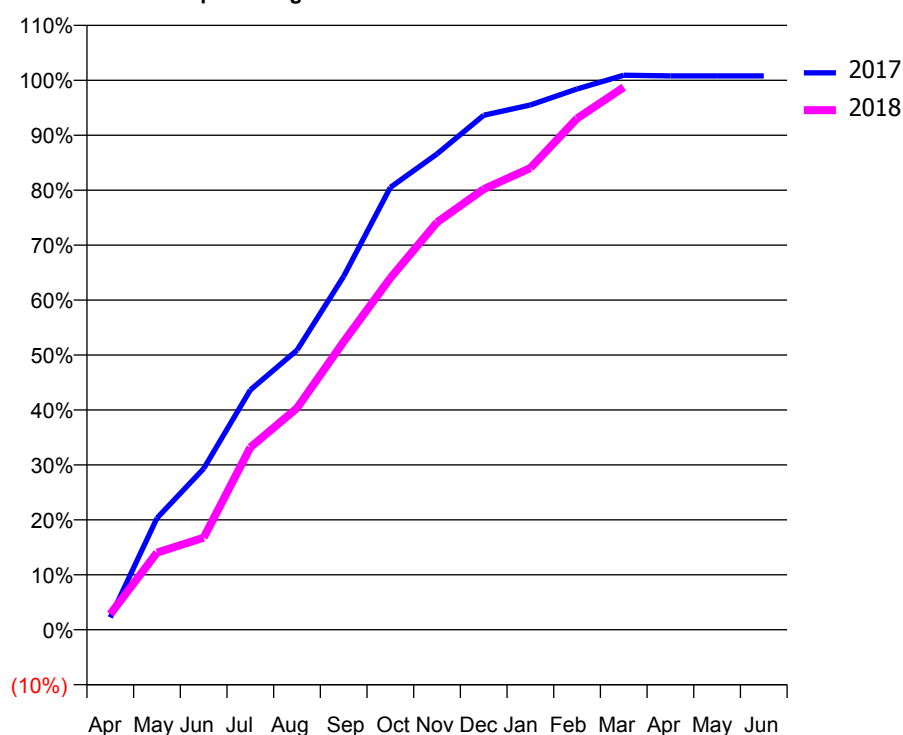
Q51 - Vital Signs Orthodontic At a Glance Contract Report for 183652/0001 - March 2018

Name or company name	Haricovert Limited	17/18 Contracted general activity (UDA)	0
Contract type name	PDS Contract	Carry forward general activity (UDA)	0
Purpose of contract	Orthodontic	17/18 Contracted orthodontic activity (UOA)	13,076
Contract start date	01/05/2015	Carry forward orthodontic activity (UOA)	-104
Contract end date	31/03/2019	Baseline contract value	£791,595.83

ACCESS	Contract	England and Wales
24 month ratio of assessments to patient IDs	1.00	1.04

ACTIVITY	Contract
Contract assess and fit appliances (case starts) as a percentage of Area Team case starts	12.8 %

Cumulative percentage of contracted UOA delivered 2017 & 2018



Month	Adjusted Scheduled Activity (UOA)		
	2016	2017	2018
April	0	293	373
May	0	2,657	1,836
June	0	3,835	2,191
July	1,646	5,707	4,338
August	4,139	6,654	5,276
September	4,875	8,409	6,856
October	7,727	10,526	8,368
November	9,011	11,322	9,696
December	10,176	12,243	10,485
January	10,900	12,487	10,987
February	11,682	12,870	12,169
March	12,078	13,197	12,911
April	12,515	13,179	
May	12,561	13,180	
June	12,561	13,180	

QUALITY (rolling 12 month period)	Contract Quantity	Contract Base Number	Contract *	Area Team	Region	England
% of all assessments that were assess and fit appliances (case starts)	610	1,034	59.0%	59.2%	60.9%	60.1%
% of all assessments that were assess and refuse	212	1,034	20.5%	19.0%	11.2%	11.3%
% of all assessments that were assess and review	212	1,034	20.5%	21.8%	27.9%	28.6%
% of case starts with a reported IOTN of 3 and Aesthetic Component of 5 or below	0	610	N/A	0.0%	0.1%	0.1%
% of case starts with a reported IOTN of 3 and Aesthetic Component of 6 or above	5	610	0.8%	2.3%	3.8%	4.1%
% of case starts with a reported IOTN of 4	455	610	74.6%	78.3%	78.4%	77.7%
% of case starts with a reported IOTN of 5	149	610	24.4%	18.8%	16.9%	16.8%
% of concluded courses in receipt of dual-arch fixed appliances	167	673	24.8%	76.5%	76.9%	73.8%
% of concluded courses where treatment was abandoned or discontinued	39	673	5.8%	4.8%	7.0%	7.0%
% of patients satisfied with the treatment they have received	11	11	100.0%	95.8%	96.1%	96.0%

* Figures in italics indicate that the base number is less than 100.

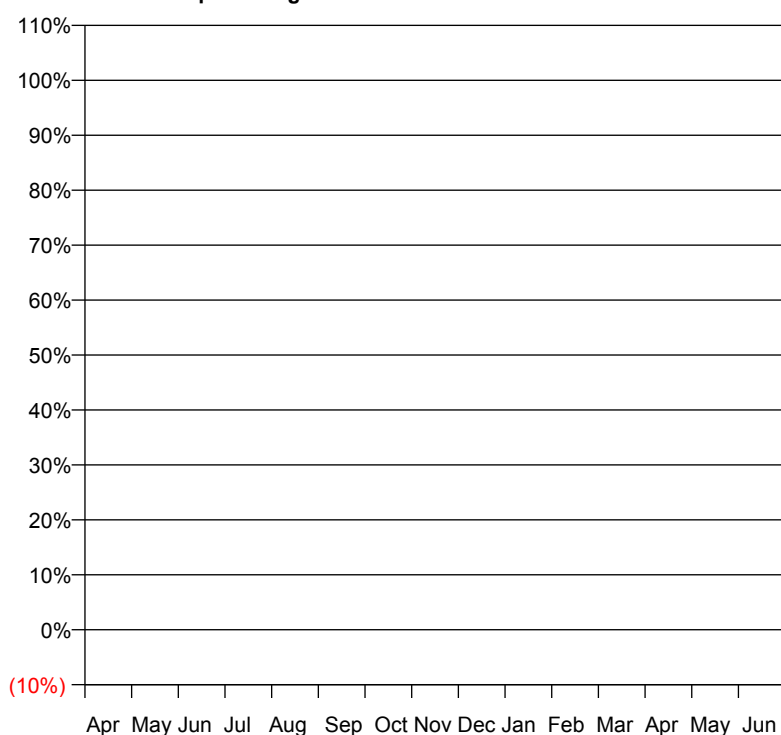
Q51 - Vital Signs Orthodontic At a Glance Contract Report for 202401/0003 - March 2018

Name or company name	MR RS NICHOLSON	17/18 Contracted general activity (UDA)	19,000
Contract type name	GDS Contract	Carry forward general activity (UDA)	450
Purpose of contract	General	17/18 Contracted orthodontic activity (UOA)	0
Contract start date	03/04/2007	Carry forward orthodontic activity (UOA)	0
Contract end date		Baseline contract value	£532,772.78

ACCESS	Contract	England and Wales
24 month ratio of assessments to patient IDs	1.00	1.04

ACTIVITY	Contract
Contract assess and fit appliances (case starts) as a percentage of Area Team case starts	0.0 %

Cumulative percentage of contracted UOA delivered 2017 & 2018



— 2017
— 2018

Month	Adjusted Scheduled Activity (UOA)		
	2016	2017	2018
April	0	0	0
May	0	0	1
June	0	0	1
July	0	0	1
August	0	0	1
September	0	0	1
October	0	0	1
November	0	0	1
December	0	0	1
January	0	0	1
February	0	0	1
March	0	0	1
April	0	0	
May	0	0	
June	0	0	

QUALITY (rolling 12 month period)

	Contract Quantity	Contract Base Number	Contract *	Area Team	Region	England
% of all assessments that were assess and fit appliances (case starts)	0	1	0.0%	59.2%	60.9%	60.1%
% of all assessments that were assess and refuse	0	1	0.0%	19.0%	11.2%	11.3%
% of all assessments that were assess and review	1	1	100.0%	21.8%	27.9%	28.6%
% of case starts with a reported IOTN of 3 and Aesthetic Component of 5 or below	0	0	N/A	0.0%	0.1%	0.1%
% of case starts with a reported IOTN of 3 and Aesthetic Component of 6 or above	0	0	N/A	2.3%	3.8%	4.1%
% of case starts with a reported IOTN of 4	0	0	N/A	78.3%	78.4%	77.7%
% of case starts with a reported IOTN of 5	0	0	N/A	18.8%	16.9%	16.8 %
% of concluded courses in receipt of dual-arch fixed appliances	0	0	N/A	76.5%	76.9%	73.8%
% of concluded courses where treatment was abandoned or discontinued	0	0	N/A	4.8%	7.0%	7.0%
% of patients satisfied with the treatment they have received	0	0	N/A	95.8%	96.1%	96.0%

* Figures in italics indicate that the base number is less than 100.

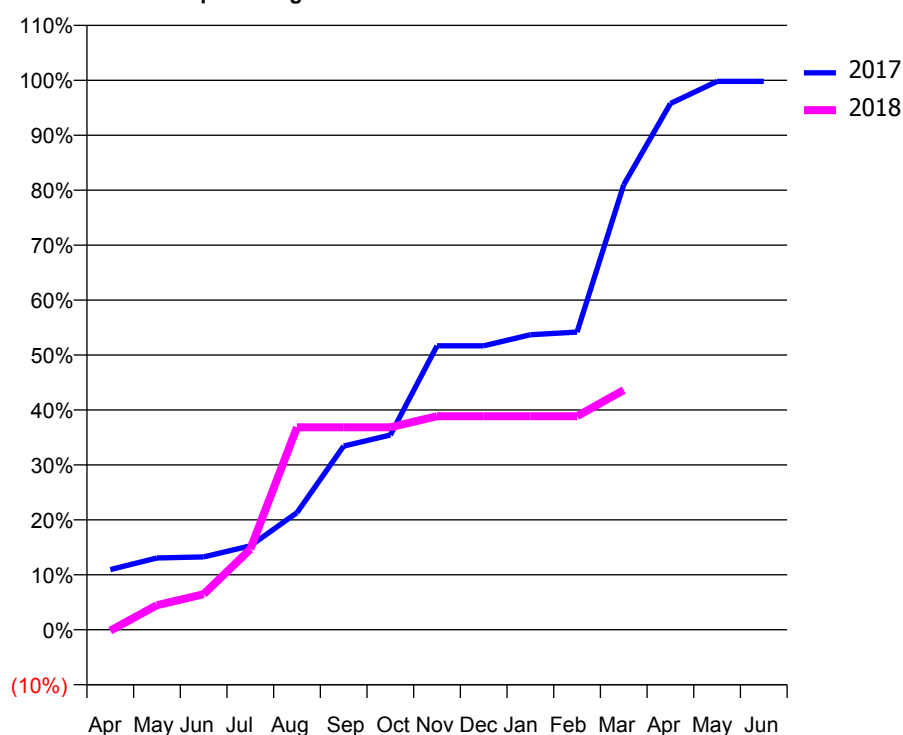
Q51 - Vital Signs Orthodontic At a Glance Contract Report for 230901/0001 - March 2018

Name or company name	Julius Dental	17/18 Contracted general activity (UDA)	19,164
Contract type name	GDS Contract	Carry forward general activity (UDA)	1,198
Purpose of contract	General and Orthodontic	17/18 Contracted orthodontic activity (UOA)	1,050
Contract start date	01/04/2006	Carry forward orthodontic activity (UOA)	2
Contract end date		Baseline contract value	£617,342.34

ACCESS	Contract	England and Wales
24 month ratio of assessments to patient IDs	1.04	1.04

ACTIVITY	Contract
Contract assess and fit appliances (case starts) as a percentage of Area Team case starts	0.7 %

Cumulative percentage of contracted UOA delivered 2017 & 2018



Month	Adjusted Scheduled Activity (UOA)		
	2016	2017	2018
April	-26	114	-2
May	-5	136	47
June	-5	138	68
July	58	159	154
August	191	222	387
September	264	348	387
October	292	369	387
November	440	538	408
December	550	538	408
January	573	559	408
February	741	564	408
March	829	843	458
April	993	997	
May	1,140	1,039	
June	1,140	1,039	

QUALITY (rolling 12 month period)

	Contract Quantity	Contract Base Number	Contract *	Area Team	Region	England
% of all assessments that were assess and fit appliances (case starts)	33	55	60.0%	59.2%	60.9%	60.1%
% of all assessments that were assess and refuse	15	55	27.3%	19.0%	11.2%	11.3%
% of all assessments that were assess and review	7	55	12.7%	21.8%	27.9%	28.6%
% of case starts with a reported IOTN of 3 and Aesthetic Component of 5 or below	0	33	<i>N/A</i>	0.0%	0.1%	0.1%
% of case starts with a reported IOTN of 3 and Aesthetic Component of 6 or above	1	33	3.0%	2.3%	3.8%	4.1%
% of case starts with a reported IOTN of 4	19	33	57.6%	78.3%	78.4%	77.7%
% of case starts with a reported IOTN of 5	9	33	27.3%	18.8%	16.9%	16.8%
% of concluded courses in receipt of dual-arch fixed appliances	14	23	60.9%	76.5%	76.9%	73.8%
% of concluded courses where treatment was abandoned or discontinued	4	23	17.4%	4.8%	7.0%	7.0%
% of patients satisfied with the treatment they have received	2	2	100.0%	95.8%	96.1%	96.0%

* Figures in italics indicate that the base number is less than 100.

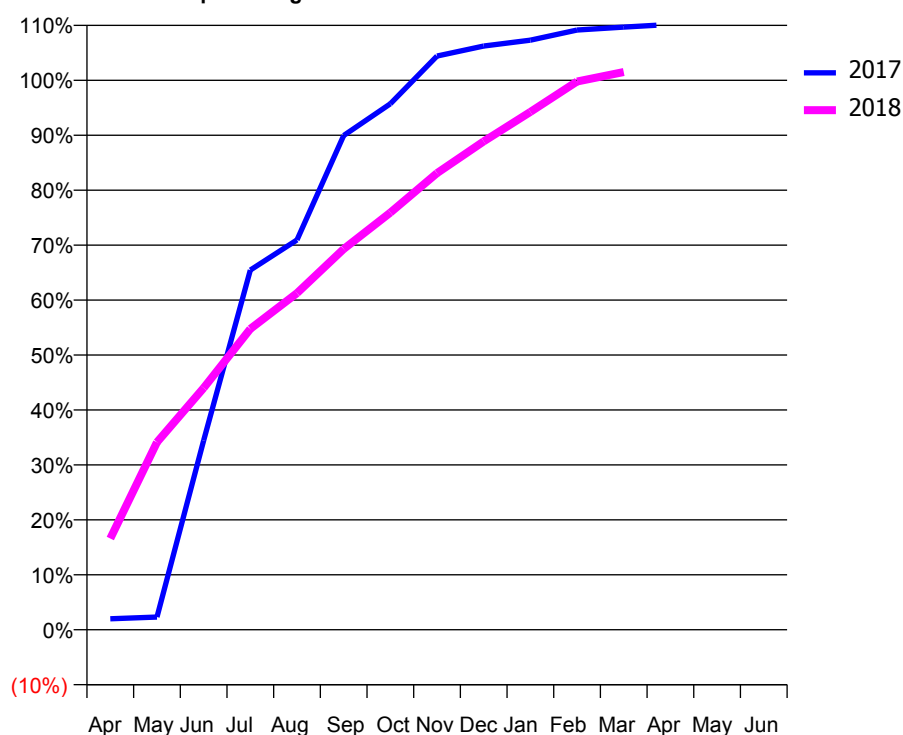
Q51 - Vital Signs Orthodontic At a Glance Contract Report for 649503/0001 - March 2018

Name or company name	MR MG HEANUE	17/18 Contracted general activity (UDA)	0
Contract type name	PDS Contract	Carry forward general activity (UDA)	0
Purpose of contract	Orthodontic	17/18 Contracted orthodontic activity (UOA)	6,362
Contract start date	01/04/2006	Carry forward orthodontic activity (UOA)	-127
Contract end date	31/03/2019	Baseline contract value	£394,712.41

ACCESS	Contract	England and Wales
24 month ratio of assessments to patient IDs	1.02	1.04

ACTIVITY	Contract
Contract assess and fit appliances (case starts) as a percentage of Area Team case starts	6.2 %

Cumulative percentage of contracted UOA delivered 2017 & 2018



Month	Adjusted Scheduled Activity (UOA)		
	2016	2017	2018
April	162	127	1,057
May	1,270	148	2,172
June	2,200	2,192	2,800
July	3,072	4,164	3,484
August	3,598	4,513	3,897
September	4,510	5,723	4,408
October	4,989	6,089	4,830
November	5,504	6,642	5,287
December	5,745	6,758	5,655
January	5,837	6,826	5,995
February	5,968	6,943	6,348
March	5,973	6,978	6,457
April	5,973	7,008	
May	6,248	7,029	
June	6,940	7,029	

QUALITY (rolling 12 month period)

	Contract Quantity	Contract Base Number	Contract *	Area Team	Region	England
% of all assessments that were assess and fit appliances (case starts)	296	603	49.1%	59.2%	60.9%	60.1%
% of all assessments that were assess and refuse	109	603	18.1%	19.0%	11.2%	11.3%
% of all assessments that were assess and review	198	603	32.8%	21.8%	27.9%	28.6%
% of case starts with a reported IOTN of 3 and Aesthetic Component of 5 or below	0	296	N/A	0.0%	0.1%	0.1%
% of case starts with a reported IOTN of 3 and Aesthetic Component of 6 or above	5	296	1.7%	2.3%	3.8%	4.1%
% of case starts with a reported IOTN of 4	238	296	80.4%	78.3%	78.4%	77.7%
% of case starts with a reported IOTN of 5	52	296	17.6%	18.8%	16.9%	16.8 %
% of concluded courses in receipt of dual-arch fixed appliances	264	298	88.6%	76.5%	76.9%	73.8%
% of concluded courses where treatment was abandoned or discontinued	13	298	4.4%	4.8%	7.0%	7.0%
% of patients satisfied with the treatment they have received	14	15	93.3%	95.8%	96.1%	96.0%

* Figures in italics indicate that the base number is less than 100.

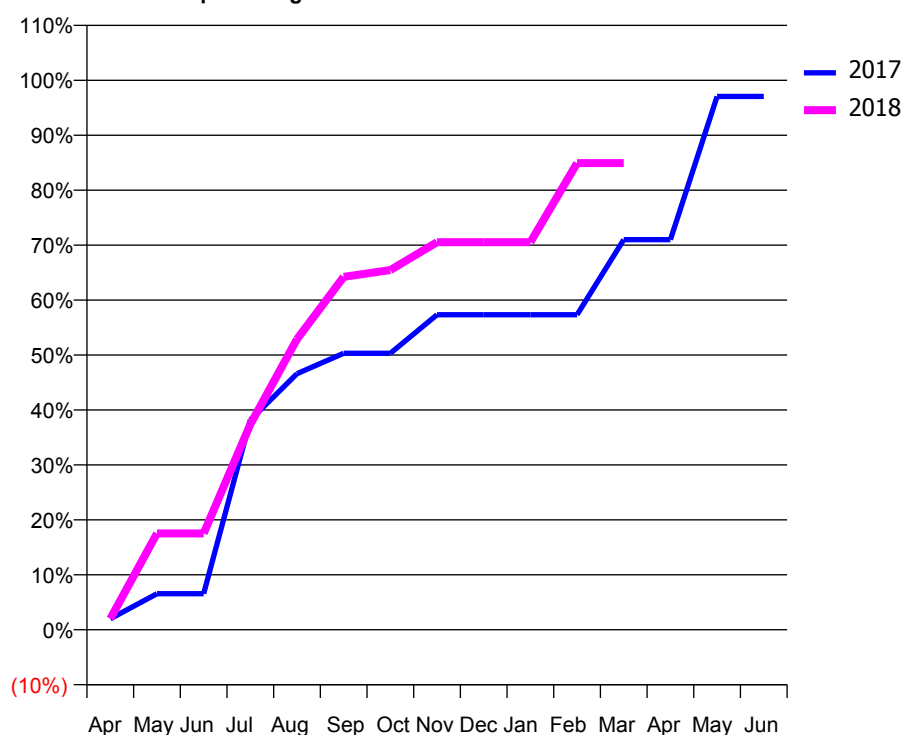
Q51 - Vital Signs Orthodontic At a Glance Contract Report for 677582/0001 - March 2018

Name or company name	MR NC PATEL	17/18 Contracted general activity (UDA)	0
Contract type name	PDS Contract	Carry forward general activity (UDA)	0
Purpose of contract	Orthodontic	17/18 Contracted orthodontic activity (UOA)	3,384
Contract start date	04/01/2010	Carry forward orthodontic activity (UOA)	100
Contract end date	31/03/2021	Baseline contract value	£208,928.28

ACCESS	Contract	England and Wales
24 month ratio of assessments to patient IDs	1.00	1.04

ACTIVITY	Contract
Contract assess and fit appliances (case starts) as a percentage of Area Team case starts	3.9 %

Cumulative percentage of contracted UOA delivered 2017 & 2018



Month	Adjusted Scheduled Activity (UOA)		
	2016	2017	2018
April	0	68	68
May	537	222	593
June	621	222	593
July	924	1,292	1,265
August	1,070	1,577	1,790
September	1,394	1,703	2,173
October	1,726	1,703	2,215
November	1,984	1,940	2,387
December	2,380	1,940	2,387
January	2,511	1,940	2,387
February	3,070	1,940	2,874
March	3,686	2,402	2,874
April	3,686	2,402	
May	3,693	3,284	
June	3,693	3,284	

QUALITY (rolling 12 month period)

	Contract Quantity	Contract Base Number	Contract *	Area Team	Region	England
% of all assessments that were assess and fit appliances (case starts)	185	190	97.4%	59.2%	60.9%	60.1%
% of all assessments that were assess and refuse	1	190	0.5%	19.0%	11.2%	11.3%
% of all assessments that were assess and review	4	190	2.1%	21.8%	27.9%	28.6%
% of case starts with a reported IOTN of 3 and Aesthetic Component of 5 or below	0	185	N/A	0.0%	0.1%	0.1%
% of case starts with a reported IOTN of 3 and Aesthetic Component of 6 or above	19	185	10.3%	2.3%	3.8%	4.1%
% of case starts with a reported IOTN of 4	121	185	65.4%	78.3%	78.4%	77.7%
% of case starts with a reported IOTN of 5	42	185	22.7%	18.8%	16.9%	16.8%
% of concluded courses in receipt of dual-arch fixed appliances	124	166	74.7%	76.5%	76.9%	73.8%
% of concluded courses where treatment was abandoned or discontinued	4	166	2.4%	4.8%	7.0%	7.0%
% of patients satisfied with the treatment they have received	2	3	66.7%	95.8%	96.1%	96.0%

* Figures in italics indicate that the base number is less than 100.

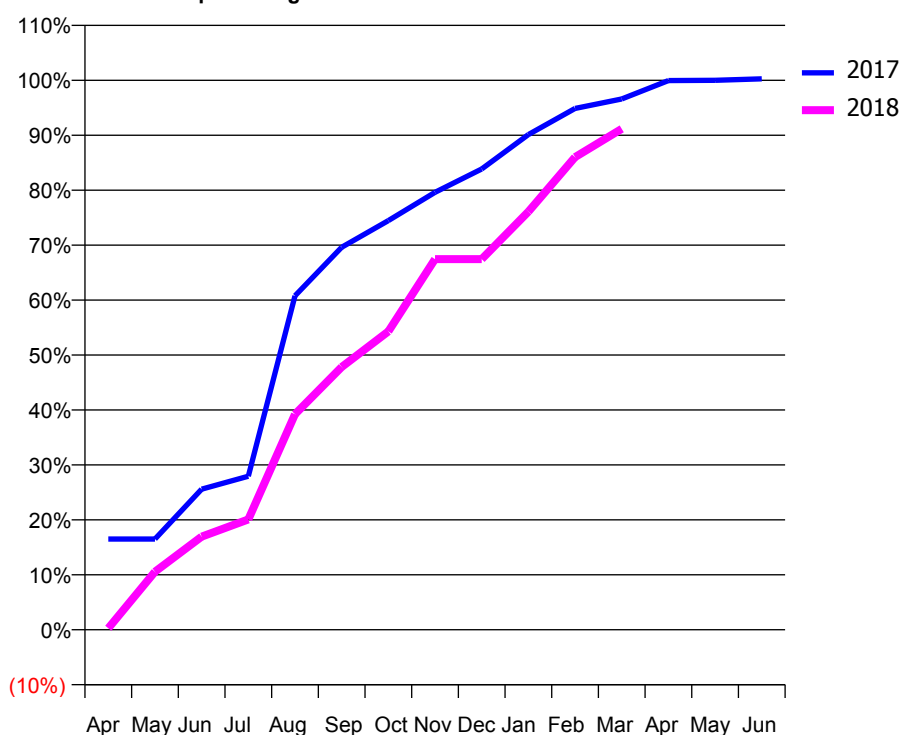
Q51 - Vital Signs Orthodontic At a Glance Contract Report for 762091/0001 - March 2018

Name or company name	MS UB DOHERTY	17/18 Contracted general activity (UDA)	0
Contract type name	PDS Contract	Carry forward general activity (UDA)	0
Purpose of contract	Orthodontic	17/18 Contracted orthodontic activity (UOA)	1,853
Contract start date	01/04/2006	Carry forward orthodontic activity (UOA)	-5
Contract end date	31/03/2019	Baseline contract value	£114,964.18

ACCESS	Contract	England and Wales
24 month ratio of assessments to patient IDs	1.02	1.04

ACTIVITY	Contract
Contract assess and fit appliances (case starts) as a percentage of Area Team case starts	1.6 %

Cumulative percentage of contracted UOA delivered 2017 & 2018



Month	Adjusted Scheduled Activity (UOA)		
	2016	2017	2018
April	-5	306	5
May	266	306	196
June	520	474	314
July	712	518	372
August	950	1,126	727
September	1,397	1,290	886
October	1,633	1,380	1,006
November	1,633	1,475	1,250
December	1,701	1,554	1,250
January	1,727	1,670	1,410
February	1,819	1,758	1,594
March	1,856	1,790	1,689
April	1,873	1,852	
May	1,873	1,853	
June	1,875	1,858	

QUALITY (rolling 12 month period)

	Contract Quantity	Contract Base Number	Contract *	Area Team	Region	England
% of all assessments that were assess and fit appliances (case starts)	75	289	26.0%	59.2%	60.9%	60.1%
% of all assessments that were assess and refuse	52	289	18.0%	19.0%	11.2%	11.3%
% of all assessments that were assess and review	162	289	56.1%	21.8%	27.9%	28.6%
% of case starts with a reported IOTN of 3 and Aesthetic Component of 5 or below	0	75	<i>N/A</i>	0.0%	0.1%	0.1%
% of case starts with a reported IOTN of 3 and Aesthetic Component of 6 or above	0	75	<i>N/A</i>	2.3%	3.8%	4.1%
% of case starts with a reported IOTN of 4	58	75	77.3%	78.3%	78.4%	77.7%
% of case starts with a reported IOTN of 5	17	75	22.7%	18.8%	16.9%	16.8%
% of concluded courses in receipt of dual-arch fixed appliances	86	93	92.5%	76.5%	76.9%	73.8%
% of concluded courses where treatment was abandoned or discontinued	6	93	6.5%	4.8%	7.0%	7.0%
% of patients satisfied with the treatment they have received	4	4	100.0%	95.8%	96.1%	96.0%

* Figures in italics indicate that the base number is less than 100.

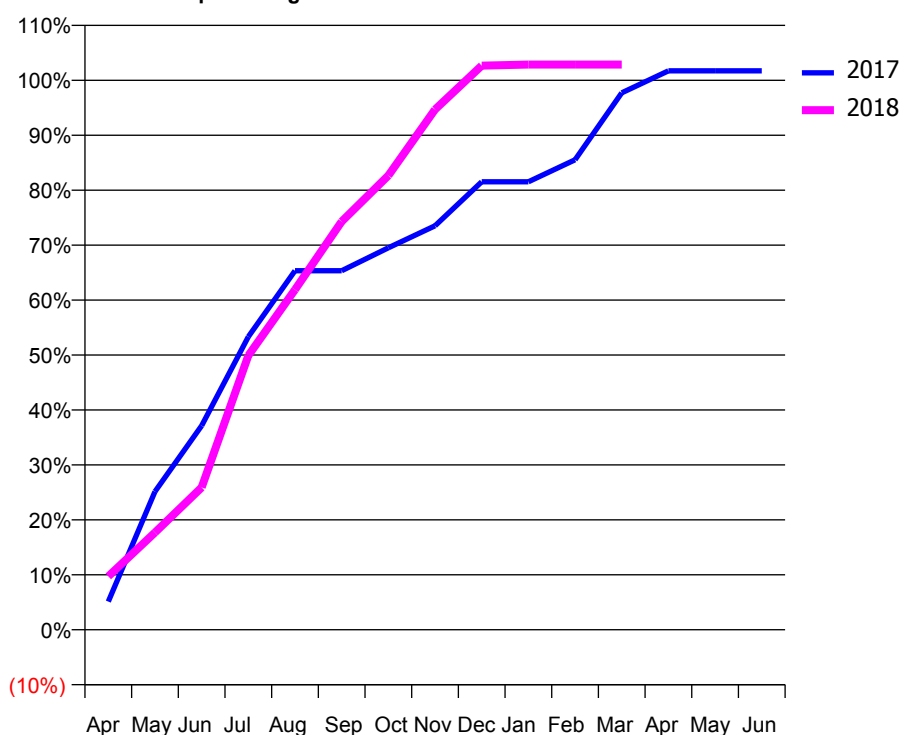
Q51 - Vital Signs Orthodontic At a Glance Contract Report for 916889/0001 - March 2018

Name or company name	MR SG EMMS	17/18 Contracted general activity (UDA)	16,671
Contract type name	GDS Contract	Carry forward general activity (UDA)	0
Purpose of contract	General and Orthodontic	17/18 Contracted orthodontic activity (UOA)	525
Contract start date	01/04/2006	Carry forward orthodontic activity (UOA)	-9
Contract end date		Baseline contract value	£511,561.38

ACCESS	Contract	England and Wales
24 month ratio of assessments to patient IDs	1.00	1.04

ACTIVITY	Contract
Contract assess and fit appliances (case starts) as a percentage of Area Team case starts	0.5 %

Cumulative percentage of contracted UOA delivered 2017 & 2018



Month	Adjusted Scheduled Activity (UOA)		
	2016	2017	2018
April	-2	27	51
May	40	132	93
June	82	195	136
July	190	280	262
August	191	343	325
September	255	343	390
October	276	365	434
November	339	386	497
December	360	428	539
January	382	428	540
February	405	449	540
March	531	513	540
April	531	534	
May	531	534	
June	531	534	

QUALITY (rolling 12 month period)

	Contract Quantity	Contract Base Number	Contract *	Area Team	Region	England
% of all assessments that were assess and fit appliances (case starts)	26	33	78.8%	59.2%	60.9%	60.1%
% of all assessments that were assess and refuse	1	33	3.0%	19.0%	11.2%	11.3%
% of all assessments that were assess and review	6	33	18.2%	21.8%	27.9%	28.6%
% of case starts with a reported IOTN of 3 and Aesthetic Component of 5 or below	0	26	N/A	0.0%	0.1%	0.1%
% of case starts with a reported IOTN of 3 and Aesthetic Component of 6 or above	0	26	N/A	2.3%	3.8%	4.1%
% of case starts with a reported IOTN of 4	26	26	100.0%	78.3%	78.4%	77.7%
% of case starts with a reported IOTN of 5	0	26	N/A	18.8%	16.9%	16.8%
% of concluded courses in receipt of dual-arch fixed appliances	1	21	4.8%	76.5%	76.9%	73.8%
% of concluded courses where treatment was abandoned or discontinued	2	21	9.5%	4.8%	7.0%	7.0%
% of patients satisfied with the treatment they have received	1	1	100.0%	95.8%	96.1%	96.0%

* Figures in italics indicate that the base number is less than 100.

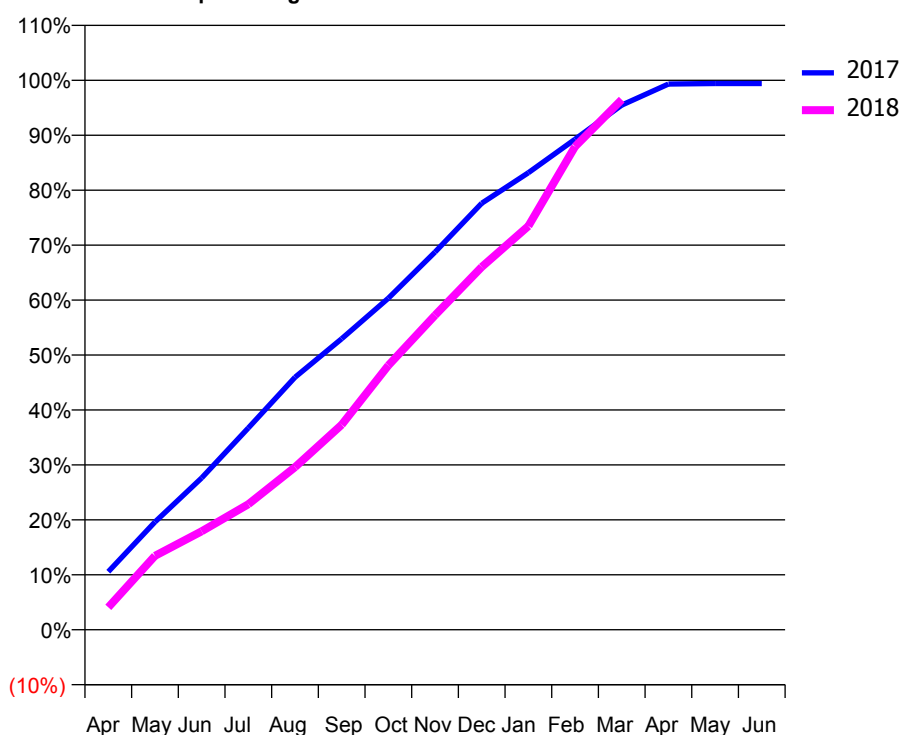
Q52 - Vital Signs Orthodontic At a Glance Contract Report for 101338/0088 - March 2018

Name or company name	Whitecross Dental Care Limited	17/18 Contracted general activity (UDA)	0
Contract type name	PDS Contract	Carry forward general activity (UDA)	0
Purpose of contract	Orthodontic	17/18 Contracted orthodontic activity (UOA)	30,926
Contract start date	01/06/2009	Carry forward orthodontic activity (UOA)	186
Contract end date	31/03/2019	Baseline contract value	£1,981,083.22

ACCESS	Contract	England and Wales
24 month ratio of assessments to patient IDs	1.02	1.04

ACTIVITY	Contract
Contract assess and fit appliances (case starts) as a percentage of Area Team case starts	22.4 %

Cumulative percentage of contracted UOA delivered 2017 & 2018



Month	Adjusted Scheduled Activity (UOA)		
	2016	2017	2018
April	1,610	3,265	1,268
May	3,439	6,064	4,161
June	5,082	8,541	5,540
July	8,107	11,357	7,069
August	9,967	14,207	9,152
September	12,911	16,378	11,541
October	15,461	18,658	14,876
November	17,887	21,260	17,699
December	20,352	24,004	20,414
January	22,346	25,720	22,723
February	26,624	27,604	27,191
March	29,966	29,525	29,832
April	30,913	30,717	
May	30,913	30,740	
June	30,934	30,740	

QUALITY (rolling 12 month period)

	Contract Quantity	Contract Base Number	Contract *	Area Team	Region	England
% of all assessments that were assess and fit appliances (case starts)	1,457	2,221	65.6%	49.9%	60.9%	60.1%
% of all assessments that were assess and refuse	261	2,221	11.8%	13.5%	11.2%	11.3%
% of all assessments that were assess and review	503	2,221	22.6%	36.5%	27.9%	28.6%
% of case starts with a reported IOTN of 3 and Aesthetic Component of 5 or below	0	1,457	N/A	0.0%	0.1%	0.1%
% of case starts with a reported IOTN of 3 and Aesthetic Component of 6 or above	21	1,457	1.4%	1.1%	3.8%	4.1%
% of case starts with a reported IOTN of 4	1,208	1,457	82.9%	78.4%	78.4%	77.7%
% of case starts with a reported IOTN of 5	216	1,457	14.8%	19.8%	16.9%	16.8%
% of concluded courses in receipt of dual-arch fixed appliances	1,292	1,422	90.9%	83.7%	76.9%	73.8%
% of concluded courses where treatment was abandoned or discontinued	98	1,422	6.9%	6.6%	7.0%	7.0%
% of patients satisfied with the treatment they have received	28	29	96.6%	93.1%	96.1%	96.0%

* Figures in italics indicate that the base number is less than 100.

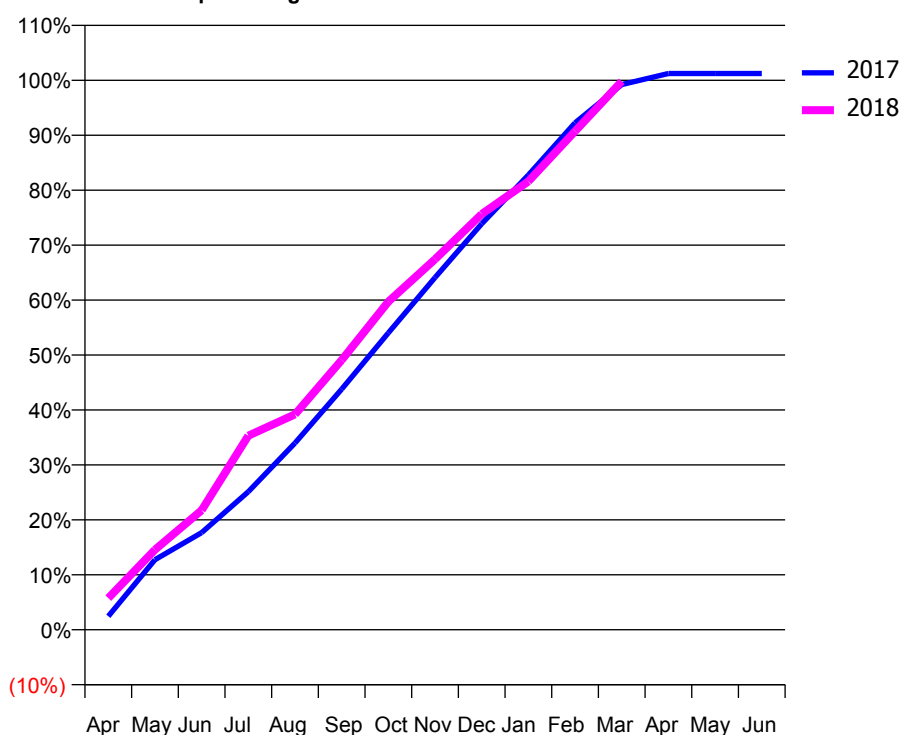
Q52 - Vital Signs Orthodontic At a Glance Contract Report for 101338/0089 - March 2018

Name or company name	Whitecross Dental Care Limited	17/18 Contracted general activity (UDA)	0
Contract type name	PDS Contract	Carry forward general activity (UDA)	0
Purpose of contract	Orthodontic	17/18 Contracted orthodontic activity (UOA)	8,569
Contract start date	01/06/2009	Carry forward orthodontic activity (UOA)	-106
Contract end date	31/03/2019	Baseline contract value	£550,228.02

ACCESS	Contract	England and Wales
24 month ratio of assessments to patient IDs	1.01	1.04

ACTIVITY	Contract
Contract assess and fit appliances (case starts) as a percentage of Area Team case starts	6.3 %

Cumulative percentage of contracted UOA delivered 2017 & 2018



Month	Adjusted Scheduled Activity (UOA)		
	2016	2017	2018
April	46	212	494
May	510	1,093	1,249
June	1,243	1,514	1,865
July	2,453	2,154	3,027
August	2,910	2,913	3,359
September	3,526	3,752	4,205
October	4,278	4,631	5,117
November	4,912	5,492	5,778
December	6,122	6,330	6,482
January	6,386	7,092	6,992
February	7,471	7,905	7,773
March	8,142	8,501	8,552
April	8,640	8,675	
May	8,640	8,675	
June	8,661	8,675	

QUALITY (rolling 12 month period)

	Contract Quantity	Contract Base Number	Contract *	Area Team	Region	England
% of all assessments that were assess and fit appliances (case starts)	411	531	77.4%	49.9%	60.9%	60.1%
% of all assessments that were assess and refuse	53	531	10.0%	13.5%	11.2%	11.3%
% of all assessments that were assess and review	67	531	12.6%	36.5%	27.9%	28.6%
% of case starts with a reported IOTN of 3 and Aesthetic Component of 5 or below	0	411	N/A	0.0%	0.1%	0.1%
% of case starts with a reported IOTN of 3 and Aesthetic Component of 6 or above	3	411	0.7%	1.1%	3.8%	4.1%
% of case starts with a reported IOTN of 4	307	411	74.7%	78.4%	78.4%	77.7%
% of case starts with a reported IOTN of 5	99	411	24.1%	19.8%	16.9%	16.8%
% of concluded courses in receipt of dual-arch fixed appliances	335	374	89.6%	83.7%	76.9%	73.8%
% of concluded courses where treatment was abandoned or discontinued	16	374	4.3%	6.6%	7.0%	7.0%
% of patients satisfied with the treatment they have received	7	7	100.0%	93.1%	96.1%	96.0%

* Figures in italics indicate that the base number is less than 100.

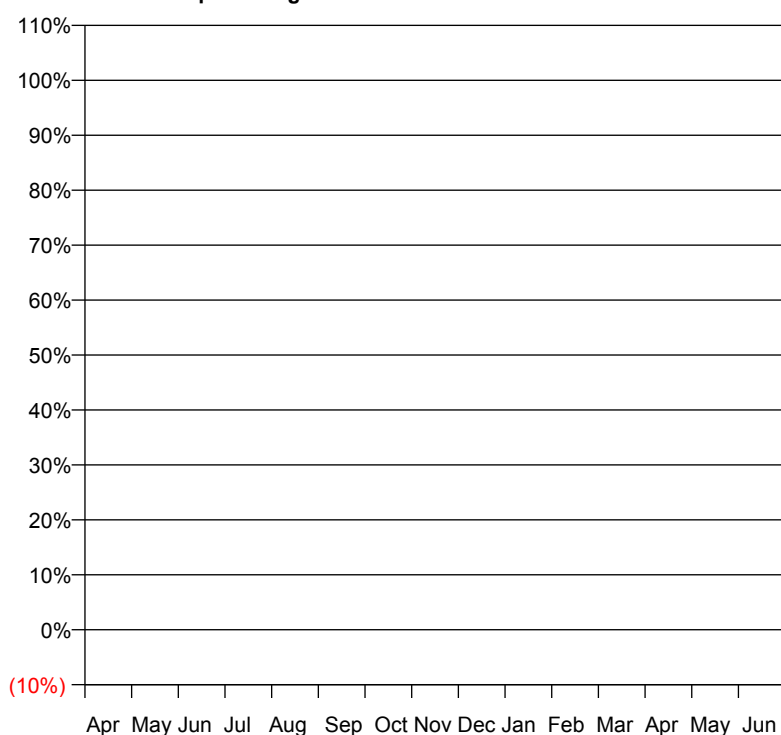
Q52 - Vital Signs Orthodontic At a Glance Contract Report for 101338/0104 - March 2018

Name or company name	Whitecross Dental Care Limited	17/18 Contracted general activity (UDA)	85,709
Contract type name	GDS Contract	Carry forward general activity (UDA)	0
Purpose of contract	General	17/18 Contracted orthodontic activity (UOA)	0
Contract start date	01/10/2009	Carry forward orthodontic activity (UOA)	0
Contract end date		Baseline contract value	£2,392,631.56

ACCESS	Contract	England and Wales
24 month ratio of assessments to patient IDs	1.00	1.04

ACTIVITY	Contract
Contract assess and fit appliances (case starts) as a percentage of Area Team case starts	0.0 %

Cumulative percentage of contracted UOA delivered 2017 & 2018



— 2017
— 2018

Month	Adjusted Scheduled Activity (UOA)		
	2016	2017	2018
April	0	0	0
May	0	0	0
June	0	0	0
July	0	0	0
August	0	0	0
September	0	0	1
October	0	0	1
November	0	0	1
December	0	0	1
January	0	0	1
February	0	0	1
March	0	0	1
April	0	0	
May	0	0	
June	0	0	

QUALITY (rolling 12 month period)

	Contract Quantity	Contract Base Number	Contract *	Area Team	Region	England
% of all assessments that were assess and fit appliances (case starts)	0	1	0.0%	49.9%	60.9%	60.1%
% of all assessments that were assess and refuse	0	1	0.0%	13.5%	11.2%	11.3%
% of all assessments that were assess and review	1	1	100.0%	36.5%	27.9%	28.6%
% of case starts with a reported IOTN of 3 and Aesthetic Component of 5 or below	0	0	N/A	0.0%	0.1%	0.1%
% of case starts with a reported IOTN of 3 and Aesthetic Component of 6 or above	0	0	N/A	1.1%	3.8%	4.1%
% of case starts with a reported IOTN of 4	0	0	N/A	78.4%	78.4%	77.7%
% of case starts with a reported IOTN of 5	0	0	N/A	19.8%	16.9%	16.8 %
% of concluded courses in receipt of dual-arch fixed appliances	0	0	N/A	83.7%	76.9%	73.8%
% of concluded courses where treatment was abandoned or discontinued	0	0	N/A	6.6%	7.0%	7.0%
% of patients satisfied with the treatment they have received	0	0	N/A	93.1%	96.1%	96.0%

* Figures in italics indicate that the base number is less than 100.

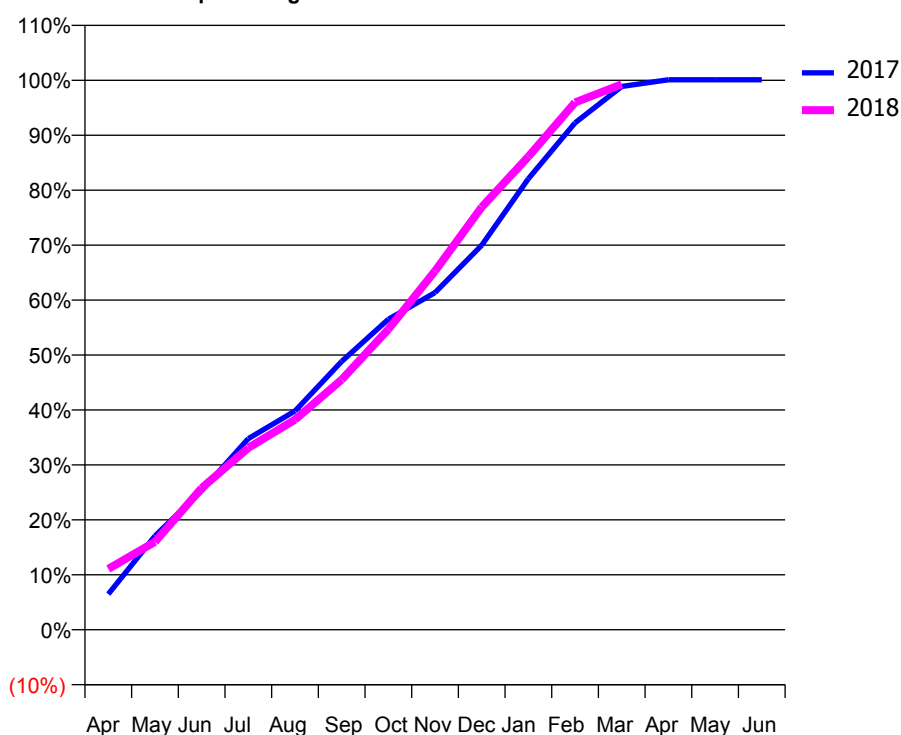
Q52 - Vital Signs Orthodontic At a Glance Contract Report for 101338/0150 - March 2018

Name or company name	Whitecross Dental Care Limited	17/18 Contracted general activity (UDA)	0
Contract type name	PDS Contract	Carry forward general activity (UDA)	0
Purpose of contract	Orthodontic	17/18 Contracted orthodontic activity (UOA)	5,657
Contract start date	01/04/2014	Carry forward orthodontic activity (UOA)	-5
Contract end date	31/03/2019	Baseline contract value	£349,990.39

ACCESS	Contract	England and Wales
24 month ratio of assessments to patient IDs	1.00	1.04

ACTIVITY	Contract
Contract assess and fit appliances (case starts) as a percentage of Area Team case starts	4.1 %

Cumulative percentage of contracted UOA delivered 2017 & 2018



Month	Adjusted Scheduled Activity (UOA)		
	2016	2017	2018
April	129	367	627
May	482	966	906
June	831	1,432	1,458
July	1,382	1,968	1,873
August	2,089	2,252	2,163
September	2,411	2,763	2,574
October	2,673	3,197	3,094
November	3,361	3,471	3,694
December	4,007	3,959	4,351
January	4,336	4,643	4,871
February	5,209	5,219	5,429
March	5,449	5,593	5,616
April	5,653	5,662	
May	5,674	5,662	
June	5,675	5,662	

QUALITY (rolling 12 month period)

	Contract Quantity	Contract Base Number	Contract *	Area Team	Region	England
% of all assessments that were assess and fit appliances (case starts)	266	407	65.4%	49.9%	60.9%	60.1%
% of all assessments that were assess and refuse	81	407	19.9%	13.5%	11.2%	11.3%
% of all assessments that were assess and review	60	407	14.7%	36.5%	27.9%	28.6%
% of case starts with a reported IOTN of 3 and Aesthetic Component of 5 or below	0	266	N/A	0.0%	0.1%	0.1%
% of case starts with a reported IOTN of 3 and Aesthetic Component of 6 or above	2	266	0.8%	1.1%	3.8%	4.1%
% of case starts with a reported IOTN of 4	206	266	77.4%	78.4%	78.4%	77.7%
% of case starts with a reported IOTN of 5	57	266	21.4%	19.8%	16.9%	16.8%
% of concluded courses in receipt of dual-arch fixed appliances	218	236	92.4%	83.7%	76.9%	73.8%
% of concluded courses where treatment was abandoned or discontinued	13	236	5.5%	6.6%	7.0%	7.0%
% of patients satisfied with the treatment they have received	5	5	100.0%	93.1%	96.1%	96.0%

* Figures in italics indicate that the base number is less than 100.

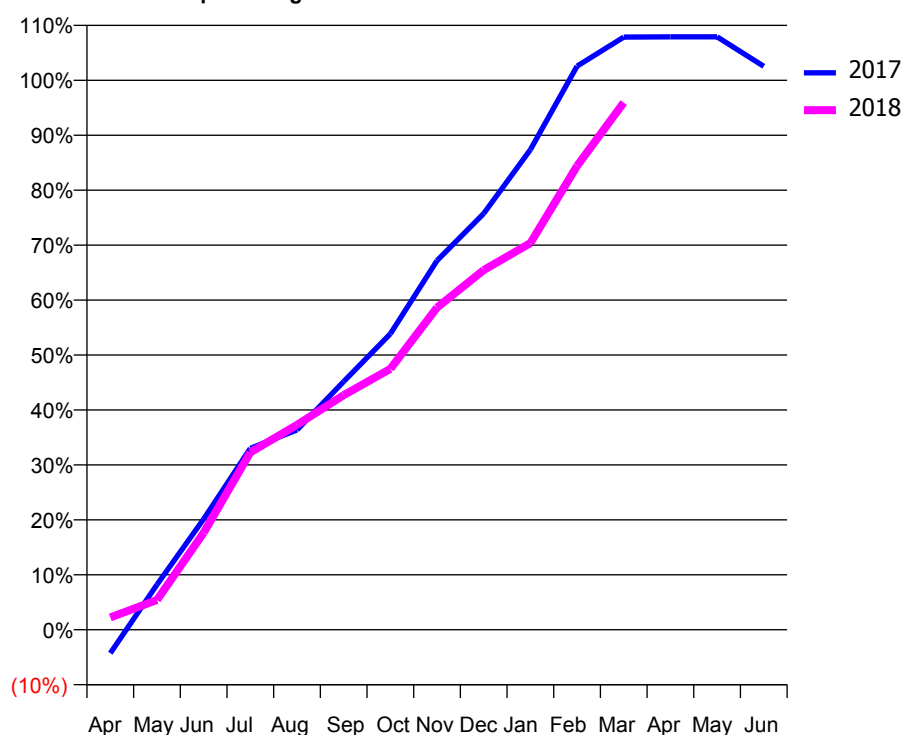
Q52 - Vital Signs Orthodontic At a Glance Contract Report for 132853/0001 - March 2018

Name or company name	Regent Orthodontics Limited	17/18 Contracted general activity (UDA)	0
Contract type name	PDS Contract	Carry forward general activity (UDA)	0
Purpose of contract	Orthodontic	17/18 Contracted orthodontic activity (UOA)	12,171
Contract start date	01/06/2011	Carry forward orthodontic activity (UOA)	-243
Contract end date	31/03/2019	Baseline contract value	£706,552.45

ACCESS	Contract	England and Wales
24 month ratio of assessments to patient IDs	1.00	1.04

ACTIVITY	Contract
Contract assess and fit appliances (case starts) as a percentage of Area Team case starts	8.2 %

Cumulative percentage of contracted UOA delivered 2017 & 2018



Month	Adjusted Scheduled Activity (UOA)		
	2016	2017	2018
April	0	-520	272
May	2,355	1,000	659
June	3,380	2,452	2,150
July	4,537	4,018	3,929
August	4,918	4,426	4,539
September	5,302	5,499	5,198
October	5,395	6,555	5,779
November	5,513	8,176	7,138
December	5,983	9,219	7,967
January	6,150	10,635	8,563
February	6,802	12,483	10,274
March	11,951	13,128	11,676
April	12,444	13,132	
May	12,467	13,132	
June	12,492	12,481	

QUALITY (rolling 12 month period)

	Contract Quantity	Contract Base Number	Contract *	Area Team	Region	England
% of all assessments that were assess and fit appliances (case starts)	537	826	65.0%	49.9%	60.9%	60.1%
% of all assessments that were assess and refuse	142	826	17.2%	13.5%	11.2%	11.3%
% of all assessments that were assess and review	147	826	17.8%	36.5%	27.9%	28.6%
% of case starts with a reported IOTN of 3 and Aesthetic Component of 5 or below	0	537	N/A	0.0%	0.1%	0.1%
% of case starts with a reported IOTN of 3 and Aesthetic Component of 6 or above	4	537	0.7%	1.1%	3.8%	4.1%
% of case starts with a reported IOTN of 4	412	537	76.7%	78.4%	78.4%	77.7%
% of case starts with a reported IOTN of 5	117	537	21.8%	19.8%	16.9%	16.8%
% of concluded courses in receipt of dual-arch fixed appliances	511	574	89.0%	83.7%	76.9%	73.8%
% of concluded courses where treatment was abandoned or discontinued	38	574	6.6%	6.6%	7.0%	7.0%
% of patients satisfied with the treatment they have received	14	16	87.5%	93.1%	96.1%	96.0%

* Figures in italics indicate that the base number is less than 100.

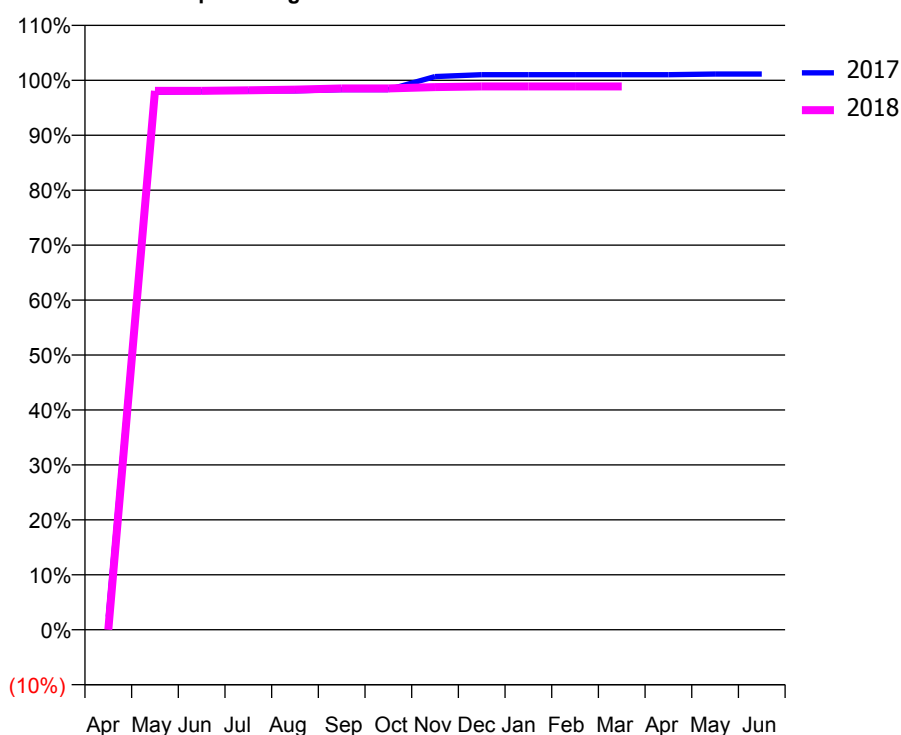
Q52 - Vital Signs Orthodontic At a Glance Contract Report for 143170/0001 - March 2018

Name or company name	Joe Kelly & Associates Ltd	17/18 Contracted general activity (UDA)	13,120
Contract type name	GDS Contract	Carry forward general activity (UDA)	-189
Purpose of contract	General and Orthodontic	17/18 Contracted orthodontic activity (UOA)	880
Contract start date	01/11/2011	Carry forward orthodontic activity (UOA)	0
Contract end date		Baseline contract value	£469,398.60

ACCESS	Contract	England and Wales
24 month ratio of assessments to patient IDs	1.00	1.04

ACTIVITY	Contract
Contract assess and fit appliances (case starts) as a percentage of Area Team case starts	0.6 %

Cumulative percentage of contracted UOA delivered 2017 & 2018



Month	Adjusted Scheduled Activity (UOA)		
	2016	2017	2018
April	64	21	0
May	841	861	863
June	841	862	863
July	845	863	864
August	846	863	865
September	850	865	867
October	852	865	867
November	854	886	869
December	857	889	870
January	857	889	870
February	879	889	870
March	879	889	870
April	879	889	
May	879	890	
June	879	890	

QUALITY (rolling 12 month period)

	Contract Quantity	Contract Base Number	Contract *	Area Team	Region	England
% of all assessments that were assess and fit appliances (case starts)	41	52	78.8%	49.9%	60.9%	60.1%
% of all assessments that were assess and refuse	5	52	9.6%	13.5%	11.2%	11.3%
% of all assessments that were assess and review	6	52	11.5%	36.5%	27.9%	28.6%
% of case starts with a reported IOTN of 3 and Aesthetic Component of 5 or below	0	41	N/A	0.0%	0.1%	0.1%
% of case starts with a reported IOTN of 3 and Aesthetic Component of 6 or above	0	41	N/A	1.1%	3.8%	4.1%
% of case starts with a reported IOTN of 4	29	41	70.7%	78.4%	78.4%	77.7%
% of case starts with a reported IOTN of 5	12	41	29.3%	19.8%	16.9%	16.8%
% of concluded courses in receipt of dual-arch fixed appliances	22	27	81.5%	83.7%	76.9%	73.8%
% of concluded courses where treatment was abandoned or discontinued	1	27	3.7%	6.6%	7.0%	7.0%
% of patients satisfied with the treatment they have received	1	1	100.0%	93.1%	96.1%	96.0%

* Figures in italics indicate that the base number is less than 100.

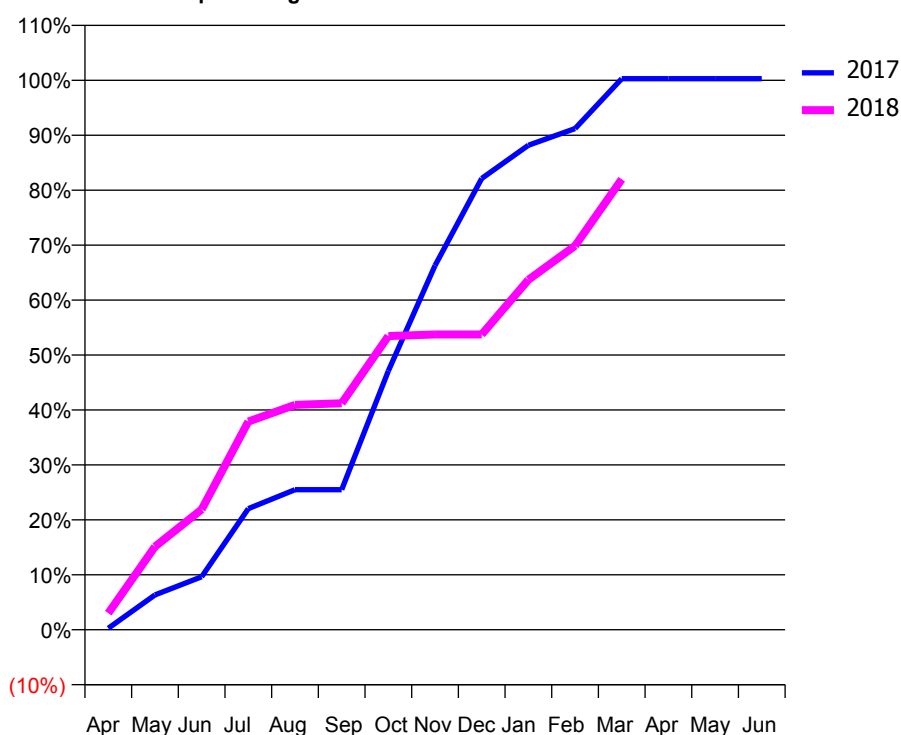
Q52 - Vital Signs Orthodontic At a Glance Contract Report for 143839/0001 - March 2018

Name or company name	Belle Isle Family Dental Practice	17/18 Contracted general activity (UDA)	14,200
Contract type name	GDS Contract	Carry forward general activity (UDA)	-48
Purpose of contract	General and Orthodontic	17/18 Contracted orthodontic activity (UOA)	694
Contract start date	01/12/2014	Carry forward orthodontic activity (UOA)	0
Contract end date		Baseline contract value	£435,345.35

ACCESS	Contract	England and Wales
24 month ratio of assessments to patient IDs	1.04	1.04

ACTIVITY	Contract
Contract assess and fit appliances (case starts) as a percentage of Area Team case starts	0.4 %

Cumulative percentage of contracted UOA delivered 2017 & 2018



Month	Adjusted Scheduled Activity (UOA)		
	2016	2017	2018
April	0	2	21
May	0	44	105
June	0	67	152
July	0	153	263
August	0	177	284
September	0	177	286
October	0	327	371
November	3	460	373
December	182	570	373
January	204	612	442
February	272	633	485
March	380	696	569
April	466	696	
May	466	696	
June	466	696	

QUALITY (rolling 12 month period)	Contract Quantity	Contract Base Number	Contract *	Area Team	Region	England
% of all assessments that were assess and fit appliances (case starts)	28	51	54.9%	49.9%	60.9%	60.1%
% of all assessments that were assess and refuse	14	51	27.5%	13.5%	11.2%	11.3%
% of all assessments that were assess and review	9	51	17.6%	36.5%	27.9%	28.6%
% of case starts with a reported IOTN of 3 and Aesthetic Component of 5 or below	0	28	N/A	0.0%	0.1%	0.1%
% of case starts with a reported IOTN of 3 and Aesthetic Component of 6 or above	5	28	17.9%	1.1%	3.8%	4.1%
% of case starts with a reported IOTN of 4	23	28	82.1%	78.4%	78.4%	77.7%
% of case starts with a reported IOTN of 5	0	28	N/A	19.8%	16.9%	16.8%
% of concluded courses in receipt of dual-arch fixed appliances	21	28	75.0%	83.7%	76.9%	73.8%
% of concluded courses where treatment was abandoned or discontinued	4	28	14.3%	6.6%	7.0%	7.0%
% of patients satisfied with the treatment they have received	0	0	N/A	93.1%	96.1%	96.0%

* Figures in italics indicate that the base number is less than 100.

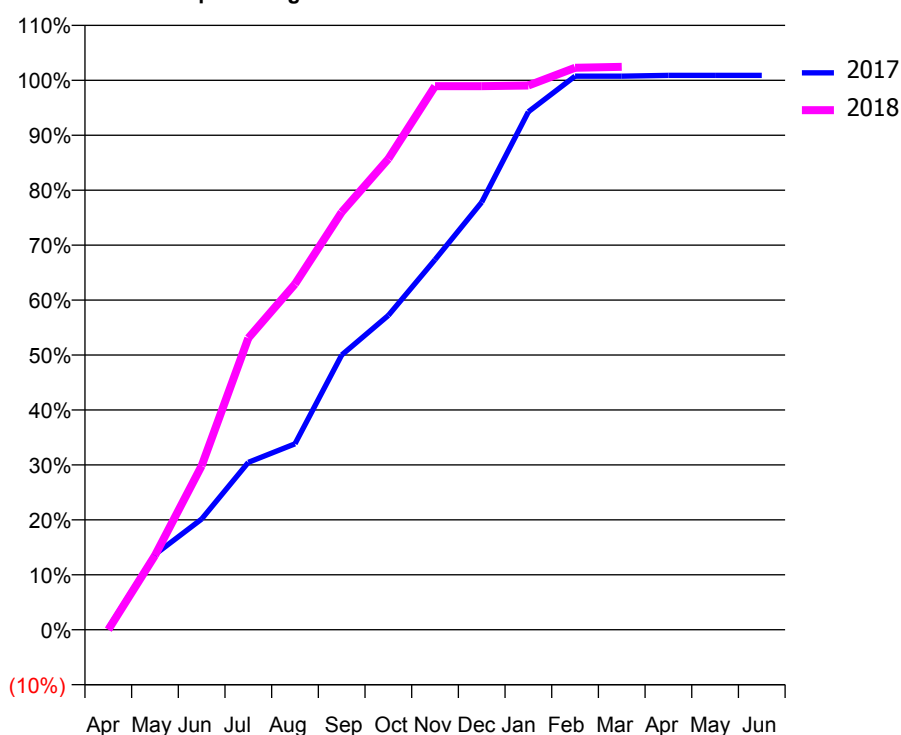
Q52 - Vital Signs Orthodontic At a Glance Contract Report for 151211/0001 - March 2018

Name or company name	Milne, Spencer & Harris Dental Surgeons	17/18 Contracted general activity (UDA)	22,000
Contract type name	GDS Contract	Carry forward general activity (UDA)	-440
Purpose of contract	General and Orthodontic	17/18 Contracted orthodontic activity (UOA)	650
Contract start date	01/04/2010	Carry forward orthodontic activity (UOA)	0
Contract end date		Baseline contract value	£747,907.18

ACCESS	Contract	England and Wales
24 month ratio of assessments to patient IDs	1.00	1.04

ACTIVITY	Contract
Contract assess and fit appliances (case starts) as a percentage of Area Team case starts	0.5 %

Cumulative percentage of contracted UOA delivered 2017 & 2018



Month	Adjusted Scheduled Activity (UOA)		
	2016	2017	2018
April	0	2	0
May	26	89	88
June	70	131	194
July	77	198	345
August	78	220	409
September	85	325	494
October	91	372	557
November	96	438	643
December	159	506	643
January	182	613	644
February	414	655	665
March	540	655	666
April	603	656	
May	603	656	
June	603	656	

QUALITY (rolling 12 month period)

	Contract Quantity	Contract Base Number	Contract *	Area Team	Region	England
% of all assessments that were assess and fit appliances (case starts)	31	44	70.5%	49.9%	60.9%	60.1%
% of all assessments that were assess and refuse	5	44	11.4%	13.5%	11.2%	11.3%
% of all assessments that were assess and review	8	44	18.2%	36.5%	27.9%	28.6%
% of case starts with a reported IOTN of 3 and Aesthetic Component of 5 or below	0	31	<i>N/A</i>	0.0%	0.1%	0.1%
% of case starts with a reported IOTN of 3 and Aesthetic Component of 6 or above	0	31	<i>N/A</i>	1.1%	3.8%	4.1%
% of case starts with a reported IOTN of 4	28	31	90.3%	78.4%	78.4%	77.7%
% of case starts with a reported IOTN of 5	3	31	9.7%	19.8%	16.9%	16.8 %
% of concluded courses in receipt of dual-arch fixed appliances	13	21	61.9%	83.7%	76.9%	73.8%
% of concluded courses where treatment was abandoned or discontinued	1	21	4.8%	6.6%	7.0%	7.0%
% of patients satisfied with the treatment they have received	0	0	<i>N/A</i>	93.1%	96.1%	96.0%

* Figures in italics indicate that the base number is less than 100.

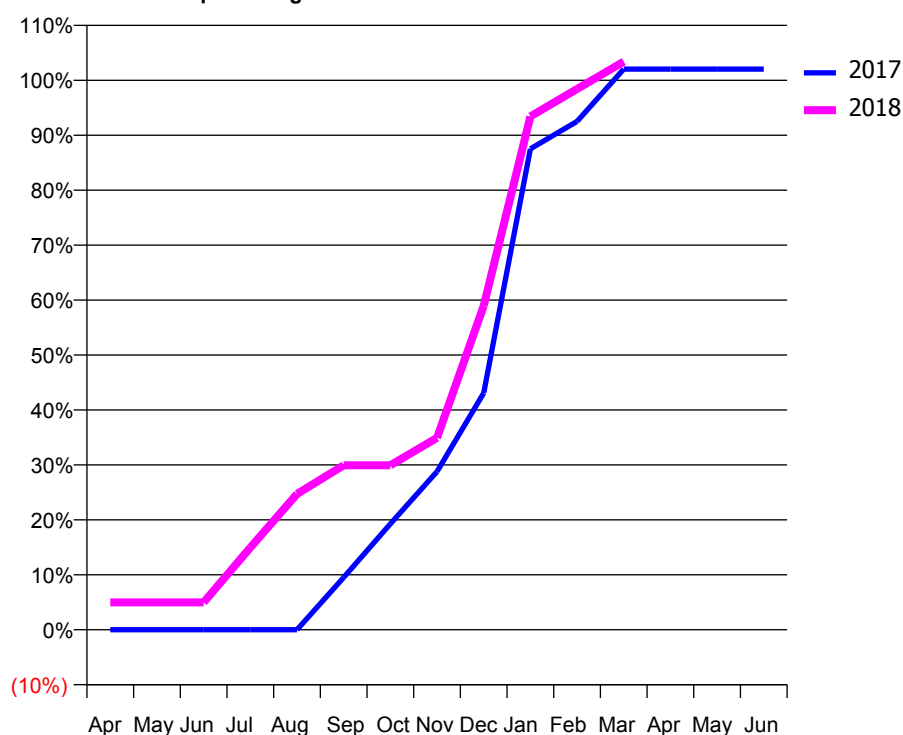
Q52 - Vital Signs Orthodontic At a Glance Contract Report for 151211/0002 - March 2018

Name or company name	Milne, Spencer & Harris Dental Surgeons	17/18 Contracted general activity (UDA)	11,795
Contract type name	GDS Contract	Carry forward general activity (UDA)	-236
Purpose of contract	General and Orthodontic	17/18 Contracted orthodontic activity (UOA)	441
Contract start date	01/04/2010	Carry forward orthodontic activity (UOA)	0
Contract end date		Baseline contract value	£404,819.33

ACCESS	Contract	England and Wales
24 month ratio of assessments to patient IDs	1.03	1.04

ACTIVITY	Contract
Contract assess and fit appliances (case starts) as a percentage of Area Team case starts	0.3 %

Cumulative percentage of contracted UOA delivered 2017 & 2018



Month	Adjusted Scheduled Activity (UOA)		
	2016	2017	2018
April	68	0	22
May	70	0	22
June	71	0	22
July	115	0	66
August	139	0	109
September	182	42	132
October	225	85	132
November	247	127	154
December	290	190	260
January	293	386	412
February	423	408	434
March	445	450	456
April	445	450	
May	445	450	
June	445	450	

QUALITY (rolling 12 month period)

	Contract Quantity	Contract Base Number	Contract *	Area Team	Region	England
% of all assessments that were assess and fit appliances (case starts)	22	31	71.0%	49.9%	60.9%	60.1%
% of all assessments that were assess and refuse	4	31	12.9%	13.5%	11.2%	11.3%
% of all assessments that were assess and review	5	31	16.1%	36.5%	27.9%	28.6%
% of case starts with a reported IOTN of 3 and Aesthetic Component of 5 or below	0	22	N/A	0.0%	0.1%	0.1%
% of case starts with a reported IOTN of 3 and Aesthetic Component of 6 or above	0	22	N/A	1.1%	3.8%	4.1%
% of case starts with a reported IOTN of 4	19	22	86.4%	78.4%	78.4%	77.7%
% of case starts with a reported IOTN of 5	3	22	13.6%	19.8%	16.9%	16.8%
% of concluded courses in receipt of dual-arch fixed appliances	7	15	46.7%	83.7%	76.9%	73.8%
% of concluded courses where treatment was abandoned or discontinued	4	15	26.7%	6.6%	7.0%	7.0%
% of patients satisfied with the treatment they have received	1	1	100.0%	93.1%	96.1%	96.0%

* Figures in italics indicate that the base number is less than 100.

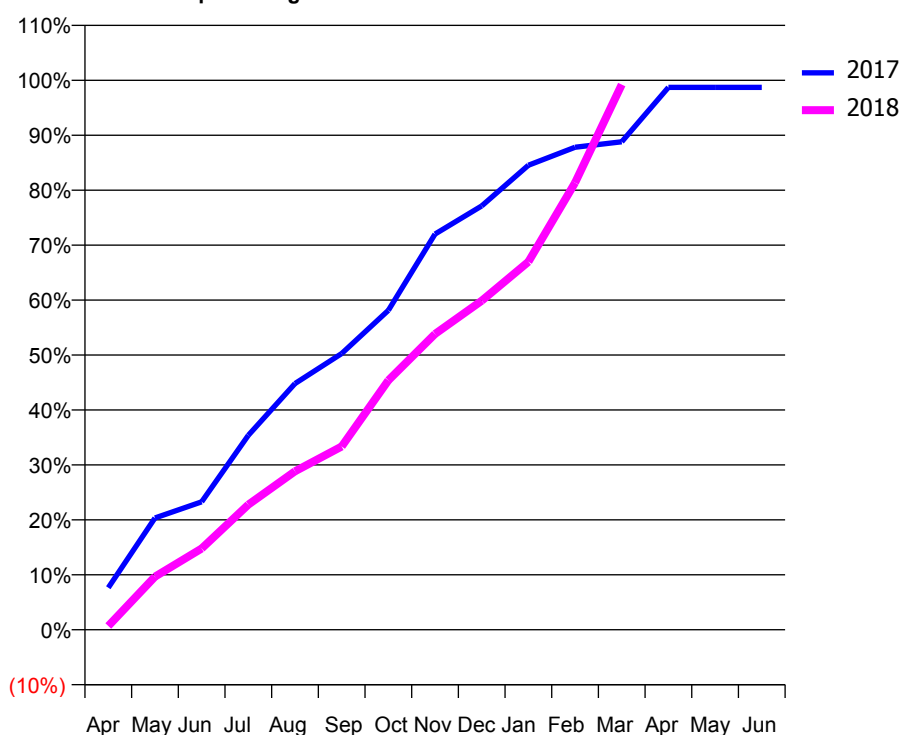
Q52 - Vital Signs Orthodontic At a Glance Contract Report for 162965/0002 - March 2018

Name or company name	Clarendon Dental Spa (Leeds) Ltd	17/18 Contracted general activity (UDA)	0
Contract type name	PDS Contract	Carry forward general activity (UDA)	0
Purpose of contract	Orthodontic	17/18 Contracted orthodontic activity (UOA)	4,315
Contract start date	01/10/2010	Carry forward orthodontic activity (UOA)	56
Contract end date	31/03/2019	Baseline contract value	£272,904.94

ACCESS	Contract	England and Wales
24 month ratio of assessments to patient IDs	1.02	1.04

ACTIVITY	Contract
Contract assess and fit appliances (case starts) as a percentage of Area Team case starts	3.5 %

Cumulative percentage of contracted UOA delivered 2017 & 2018



Month	Adjusted Scheduled Activity (UOA)		
	2016	2017	2018
April	260	330	30
May	690	878	417
June	884	1,005	638
July	1,398	1,527	983
August	1,784	1,934	1,245
September	2,037	2,169	1,439
October	2,283	2,508	1,959
November	2,779	3,107	2,323
December	3,247	3,328	2,584
January	3,247	3,648	2,890
February	3,891	3,789	3,510
March	4,127	3,832	4,281
April	4,319	4,259	
May	4,319	4,259	
June	4,319	4,259	

QUALITY (rolling 12 month period)

	Contract Quantity	Contract Base Number	Contract *	Area Team	Region	England
% of all assessments that were assess and fit appliances (case starts)	226	346	65.3%	49.9%	60.9%	60.1%
% of all assessments that were assess and refuse	65	346	18.8%	13.5%	11.2%	11.3%
% of all assessments that were assess and review	55	346	15.9%	36.5%	27.9%	28.6%
% of case starts with a reported IOTN of 3 and Aesthetic Component of 5 or below	0	226	N/A	0.0%	0.1%	0.1%
% of case starts with a reported IOTN of 3 and Aesthetic Component of 6 or above	2	226	0.9%	1.1%	3.8%	4.1%
% of case starts with a reported IOTN of 4	176	226	77.9%	78.4%	78.4%	77.7%
% of case starts with a reported IOTN of 5	48	226	21.2%	19.8%	16.9%	16.8 %
% of concluded courses in receipt of dual-arch fixed appliances	123	210	58.6%	83.7%	76.9%	73.8%
% of concluded courses where treatment was abandoned or discontinued	15	210	7.1%	6.6%	7.0%	7.0%
% of patients satisfied with the treatment they have received	3	3	100.0%	93.1%	96.1%	96.0%

* Figures in italics indicate that the base number is less than 100.

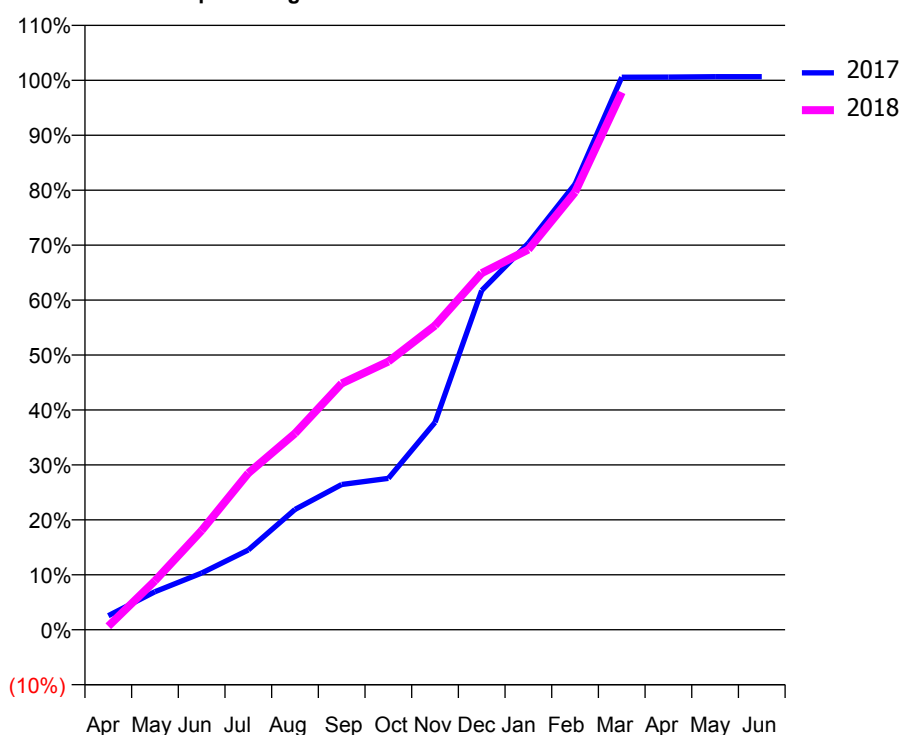
Q52 - Vital Signs Orthodontic At a Glance Contract Report for 183652/0002 - March 2018

Name or company name	Haricovert Limited	17/18 Contracted general activity (UDA)	0
Contract type name	PDS Contract	Carry forward general activity (UDA)	0
Purpose of contract	Orthodontic	17/18 Contracted orthodontic activity (UOA)	19,657
Contract start date	01/05/2015	Carry forward orthodontic activity (UOA)	-127
Contract end date	31/03/2019	Baseline contract value	£1,235,351.25

ACCESS	Contract	England and Wales
24 month ratio of assessments to patient IDs	1.00	1.04

ACTIVITY	Contract
Contract assess and fit appliances (case starts) as a percentage of Area Team case starts	13.9 %

Cumulative percentage of contracted UOA delivered 2017 & 2018



Month	Adjusted Scheduled Activity (UOA)		
	2016	2017	2018
April	0	501	127
May	0	1,361	1,755
June	0	2,029	3,553
July	2,222	2,855	5,603
August	4,292	4,305	7,024
September	7,589	5,199	8,814
October	10,029	5,418	9,593
November	11,466	7,418	10,882
December	12,539	12,140	12,759
January	13,470	13,831	13,602
February	14,593	15,945	15,653
March	15,150	19,767	19,224
April	15,187	19,770	
May	15,187	19,784	
June	15,187	19,784	

QUALITY (rolling 12 month period)

	Contract Quantity	Contract Base Number	Contract *	Area Team	Region	England
% of all assessments that were assess and fit appliances (case starts)	906	1,083	83.7%	49.9%	60.9%	60.1%
% of all assessments that were assess and refuse	97	1,083	9.0%	13.5%	11.2%	11.3%
% of all assessments that were assess and review	80	1,083	7.4%	36.5%	27.9%	28.6%
% of case starts with a reported IOTN of 3 and Aesthetic Component of 5 or below	0	906	N/A	0.0%	0.1%	0.1%
% of case starts with a reported IOTN of 3 and Aesthetic Component of 6 or above	7	906	0.8%	1.1%	3.8%	4.1%
% of case starts with a reported IOTN of 4	671	906	74.1%	78.4%	78.4%	77.7%
% of case starts with a reported IOTN of 5	228	906	25.2%	19.8%	16.9%	16.8 %
% of concluded courses in receipt of dual-arch fixed appliances	575	749	76.8%	83.7%	76.9%	73.8%
% of concluded courses where treatment was abandoned or discontinued	32	749	4.3%	6.6%	7.0%	7.0%
% of patients satisfied with the treatment they have received	21	22	95.5%	93.1%	96.1%	96.0%

* Figures in italics indicate that the base number is less than 100.

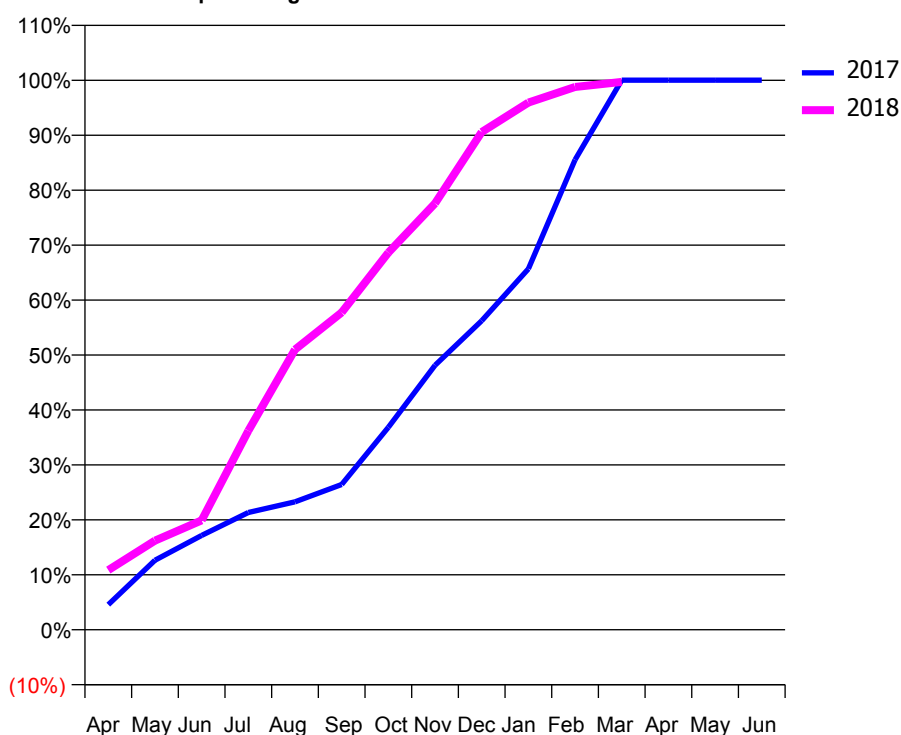
Q52 - Vital Signs Orthodontic At a Glance Contract Report for 188115/0001 - March 2018

Name or company name	St Michaels Orthodontics Ltd	17/18 Contracted general activity (UDA)	0
Contract type name	PDS Contract	Carry forward general activity (UDA)	0
Purpose of contract	Orthodontic	17/18 Contracted orthodontic activity (UOA)	4,709
Contract start date	01/07/2010	Carry forward orthodontic activity (UOA)	-1
Contract end date	31/03/2019	Baseline contract value	£295,942.40

ACCESS	Contract	England and Wales
24 month ratio of assessments to patient IDs	1.00	1.04

ACTIVITY	Contract
Contract assess and fit appliances (case starts) as a percentage of Area Team case starts	3.4 %

Cumulative percentage of contracted UOA delivered 2017 & 2018



Month	Adjusted Scheduled Activity (UOA)		
	2016	2017	2018
April	-30	215	511
May	316	596	764
June	437	808	938
July	897	1,005	1,706
August	941	1,096	2,401
September	1,491	1,245	2,719
October	2,023	1,735	3,232
November	2,261	2,267	3,654
December	2,516	2,648	4,265
January	2,622	3,093	4,518
February	3,392	4,027	4,652
March	4,111	4,710	4,695
April	4,646	4,710	
May	4,646	4,710	
June	4,646	4,710	

QUALITY (rolling 12 month period)

	Contract Quantity	Contract Base Number	Contract *	Area Team	Region	England
% of all assessments that were assess and fit appliances (case starts)	223	268	83.2%	49.9%	60.9%	60.1%
% of all assessments that were assess and refuse	28	268	10.4%	13.5%	11.2%	11.3%
% of all assessments that were assess and review	17	268	6.3%	36.5%	27.9%	28.6%
% of case starts with a reported IOTN of 3 and Aesthetic Component of 5 or below	2	223	0.9%	0.0%	0.1%	0.1%
% of case starts with a reported IOTN of 3 and Aesthetic Component of 6 or above	8	223	3.6%	1.1%	3.8%	4.1%
% of case starts with a reported IOTN of 4	173	223	77.6%	78.4%	78.4%	77.7%
% of case starts with a reported IOTN of 5	40	223	17.9%	19.8%	16.9%	16.8%
% of concluded courses in receipt of dual-arch fixed appliances	148	171	86.5%	83.7%	76.9%	73.8%
% of concluded courses where treatment was abandoned or discontinued	10	171	5.8%	6.6%	7.0%	7.0%
% of patients satisfied with the treatment they have received	5	7	71.4%	93.1%	96.1%	96.0%

* Figures in italics indicate that the base number is less than 100.

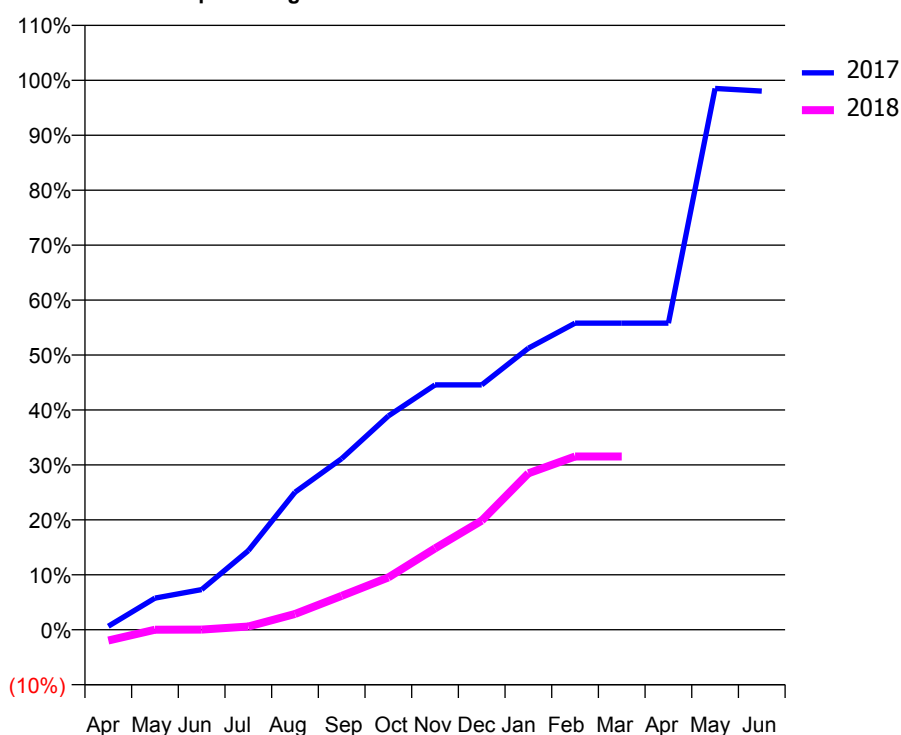
Q52 - Vital Signs Orthodontic At a Glance Contract Report for 189669/0001 - March 2018

Name or company name	NSS Properties Ltd	17/18 Contracted general activity (UDA)	0
Contract type name	PDS Contract	Carry forward general activity (UDA)	0
Purpose of contract	Orthodontic	17/18 Contracted orthodontic activity (UOA)	4,189
Contract start date	01/04/2011	Carry forward orthodontic activity (UOA)	83
Contract end date	31/03/2019	Baseline contract value	£265,733.90

ACCESS	Contract	England and Wales
24 month ratio of assessments to patient IDs	1.00	1.04

ACTIVITY	Contract
Contract assess and fit appliances (case starts) as a percentage of Area Team case starts	2.3 %

Cumulative percentage of contracted UOA delivered 2017 & 2018



Month	Adjusted Scheduled Activity (UOA)		
	2016	2017	2018
April	0	27	-83
May	134	241	1
June	202	306	2
July	292	603	25
August	360	1,049	120
September	448	1,305	259
October	470	1,630	399
November	517	1,867	621
December	544	1,867	832
January	546	2,146	1,193
February	548	2,338	1,321
March	548	2,338	1,321
April	4,195	2,338	
May	4,195	4,127	
June	4,195	4,106	

QUALITY (rolling 12 month period)

	Contract Quantity	Contract Base Number	Contract *	Area Team	Region	England
% of all assessments that were assess and fit appliances (case starts)	148	227	65.2%	49.9%	60.9%	60.1%
% of all assessments that were assess and refuse	31	227	13.7%	13.5%	11.2%	11.3%
% of all assessments that were assess and review	48	227	21.1%	36.5%	27.9%	28.6%
% of case starts with a reported IOTN of 3 and Aesthetic Component of 5 or below	0	148	N/A	0.0%	0.1%	0.1%
% of case starts with a reported IOTN of 3 and Aesthetic Component of 6 or above	0	148	N/A	1.1%	3.8%	4.1%
% of case starts with a reported IOTN of 4	142	148	95.9%	78.4%	78.4%	77.7%
% of case starts with a reported IOTN of 5	5	148	3.4%	19.8%	16.9%	16.8 %
% of concluded courses in receipt of dual-arch fixed appliances	140	176	79.5%	83.7%	76.9%	73.8%
% of concluded courses where treatment was abandoned or discontinued	13	176	7.4%	6.6%	7.0%	7.0%
% of patients satisfied with the treatment they have received	6	6	100.0%	93.1%	96.1%	96.0%

* Figures in italics indicate that the base number is less than 100.

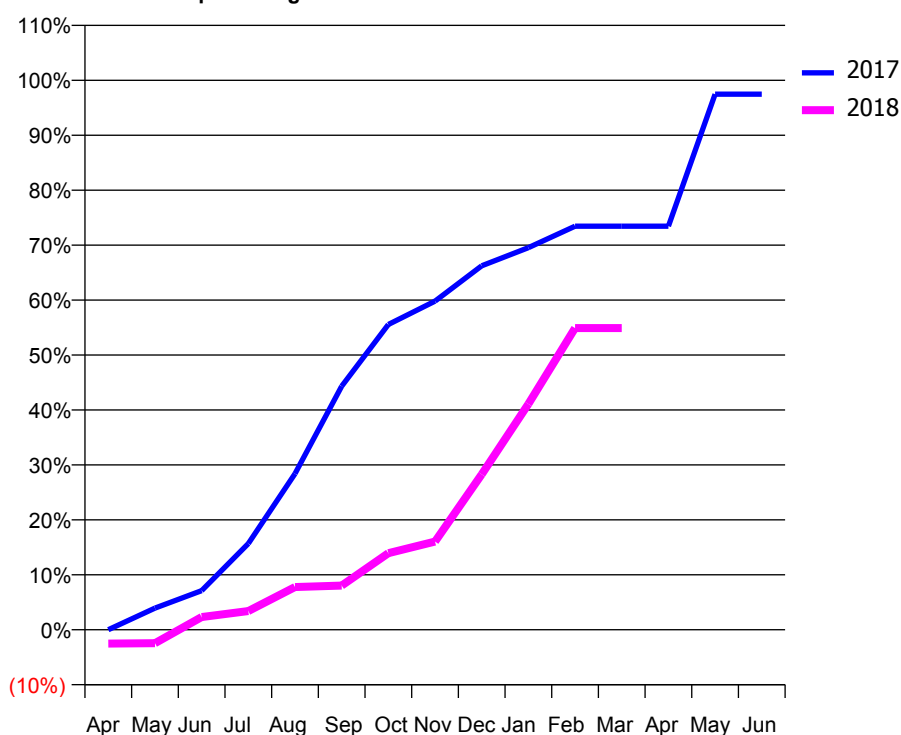
Q52 - Vital Signs Orthodontic At a Glance Contract Report for 189669/0002 - March 2018

Name or company name	NSS Properties Ltd	17/18 Contracted general activity (UDA)	0
Contract type name	PDS Contract	Carry forward general activity (UDA)	0
Purpose of contract	Orthodontic	17/18 Contracted orthodontic activity (UOA)	3,996
Contract start date	01/04/2011	Carry forward orthodontic activity (UOA)	101
Contract end date	31/03/2019	Baseline contract value	£231,963.45

ACCESS	Contract	England and Wales
24 month ratio of assessments to patient IDs	1.00	1.04

ACTIVITY	Contract
Contract assess and fit appliances (case starts) as a percentage of Area Team case starts	2.3 %

Cumulative percentage of contracted UOA delivered 2017 & 2018



Month	Adjusted Scheduled Activity (UOA)		
	2016	2017	2018
April	0	0	-101
May	198	158	-98
June	349	285	93
July	693	627	136
August	883	1,135	311
September	920	1,771	321
October	1,259	2,220	557
November	1,736	2,390	641
December	2,360	2,647	1,130
January	2,622	2,779	1,642
February	2,622	2,935	2,194
March	2,622	2,935	2,194
April	3,996	2,935	
May	3,996	3,895	
June	3,996	3,895	

QUALITY (rolling 12 month period)

	Contract Quantity	Contract Base Number	Contract *	Area Team	Region	England
% of all assessments that were assess and fit appliances (case starts)	150	235	63.8%	49.9%	60.9%	60.1%
% of all assessments that were assess and refuse	32	235	13.6%	13.5%	11.2%	11.3%
% of all assessments that were assess and review	53	235	22.6%	36.5%	27.9%	28.6%
% of case starts with a reported IOTN of 3 and Aesthetic Component of 5 or below	0	150	N/A	0.0%	0.1%	0.1%
% of case starts with a reported IOTN of 3 and Aesthetic Component of 6 or above	0	150	N/A	1.1%	3.8%	4.1%
% of case starts with a reported IOTN of 4	140	150	93.3%	78.4%	78.4%	77.7%
% of case starts with a reported IOTN of 5	8	150	5.3%	19.8%	16.9%	16.8%
% of concluded courses in receipt of dual-arch fixed appliances	109	137	79.6%	83.7%	76.9%	73.8%
% of concluded courses where treatment was abandoned or discontinued	12	137	8.8%	6.6%	7.0%	7.0%
% of patients satisfied with the treatment they have received	2	2	100.0%	93.1%	96.1%	96.0%

* Figures in italics indicate that the base number is less than 100.

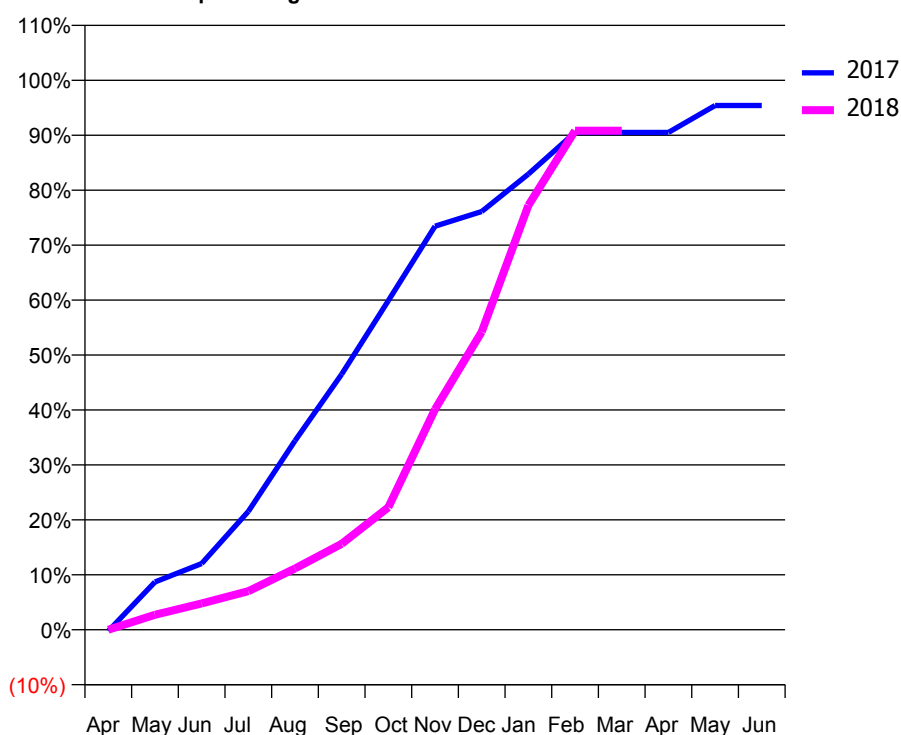
Q52 - Vital Signs Orthodontic At a Glance Contract Report for 189669/0003 - March 2018

Name or company name	NSS Properties Ltd	17/18 Contracted general activity (UDA)	0
Contract type name	PDS Contract	Carry forward general activity (UDA)	0
Purpose of contract	Orthodontic	17/18 Contracted orthodontic activity (UOA)	3,148
Contract start date	01/04/2011	Carry forward orthodontic activity (UOA)	0
Contract end date	31/03/2019	Baseline contract value	£186,155.90

ACCESS	Contract	England and Wales
24 month ratio of assessments to patient IDs	1.01	1.04

ACTIVITY	Contract
Contract assess and fit appliances (case starts) as a percentage of Area Team case starts	2.1 %

Cumulative percentage of contracted UOA delivered 2017 & 2018



Month	Adjusted Scheduled Activity (UOA)		
	2016	2017	2018
April	0	-8	0
May	178	274	86
June	338	379	151
July	475	678	221
August	558	1,083	351
September	921	1,464	492
October	1,292	1,886	702
November	1,500	2,312	1,263
December	1,877	2,396	1,707
January	1,910	2,611	2,431
February	2,087	2,849	2,859
March	2,087	2,849	2,859
April	3,140	2,849	
May	3,140	3,003	
June	3,140	3,003	

QUALITY (rolling 12 month period)

	Contract Quantity	Contract Base Number	Contract *	Area Team	Region	England
% of all assessments that were assess and fit appliances (case starts)	138	283	48.8%	49.9%	60.9%	60.1%
% of all assessments that were assess and refuse	46	283	16.3%	13.5%	11.2%	11.3%
% of all assessments that were assess and review	99	283	35.0%	36.5%	27.9%	28.6%
% of case starts with a reported IOTN of 3 and Aesthetic Component of 5 or below	0	138	N/A	0.0%	0.1%	0.1%
% of case starts with a reported IOTN of 3 and Aesthetic Component of 6 or above	0	138	N/A	1.1%	3.8%	4.1%
% of case starts with a reported IOTN of 4	125	138	90.6%	78.4%	78.4%	77.7%
% of case starts with a reported IOTN of 5	12	138	8.7%	19.8%	16.9%	16.8%
% of concluded courses in receipt of dual-arch fixed appliances	97	122	79.5%	83.7%	76.9%	73.8%
% of concluded courses where treatment was abandoned or discontinued	13	122	10.7%	6.6%	7.0%	7.0%
% of patients satisfied with the treatment they have received	5	6	83.3%	93.1%	96.1%	96.0%

* Figures in italics indicate that the base number is less than 100.

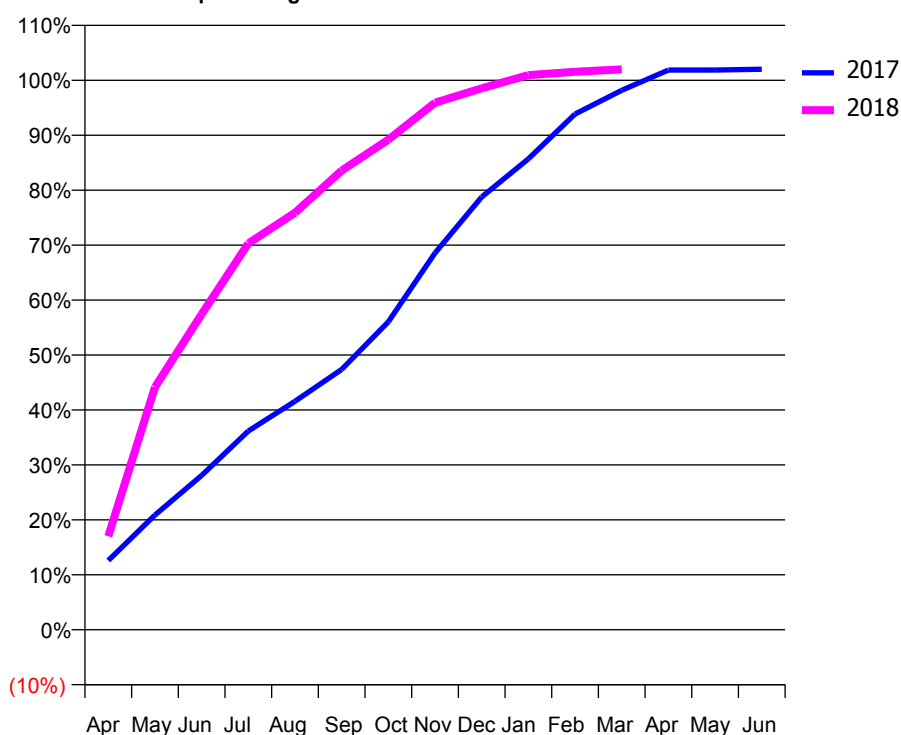
Q52 - Vital Signs Orthodontic At a Glance Contract Report for 264539/0002 - March 2018

Name or company name	MR DI PETRUCCI	17/18 Contracted general activity (UDA)	0
Contract type name	PDS Contract	Carry forward general activity (UDA)	0
Purpose of contract	Orthodontic	17/18 Contracted orthodontic activity (UOA)	13,287
Contract start date	03/11/2014	Carry forward orthodontic activity (UOA)	-266
Contract end date	31/03/2019	Baseline contract value	£723,791.91

ACCESS	Contract	England and Wales
24 month ratio of assessments to patient IDs	1.00	1.04

ACTIVITY	Contract
Contract assess and fit appliances (case starts) as a percentage of Area Team case starts	9.2 %

Cumulative percentage of contracted UOA delivered 2017 & 2018



Month	Adjusted Scheduled Activity (UOA)		
	2016	2017	2018
April	0	1,676	2,261
May	1,861	2,774	5,866
June	3,277	3,732	7,630
July	6,139	4,805	9,341
August	7,183	5,524	10,084
September	9,024	6,294	11,103
October	9,890	7,446	11,850
November	10,533	9,111	12,745
December	11,350	10,465	13,091
January	11,702	11,386	13,411
February	13,701	12,469	13,493
March	14,638	13,044	13,549
April	15,701	13,535	
May	15,722	13,534	
June	15,743	13,555	

QUALITY (rolling 12 month period)

	Contract Quantity	Contract Base Number	Contract *	Area Team	Region	England
% of all assessments that were assess and fit appliances (case starts)	599	1,901	31.5%	49.9%	60.9%	60.1%
% of all assessments that were assess and refuse	385	1,901	20.3%	13.5%	11.2%	11.3%
% of all assessments that were assess and review	917	1,901	48.2%	36.5%	27.9%	28.6%
% of case starts with a reported IOTN of 3 and Aesthetic Component of 5 or below	0	599	N/A	0.0%	0.1%	0.1%
% of case starts with a reported IOTN of 3 and Aesthetic Component of 6 or above	1	599	0.2%	1.1%	3.8%	4.1%
% of case starts with a reported IOTN of 4	495	599	82.6%	78.4%	78.4%	77.7%
% of case starts with a reported IOTN of 5	101	599	16.9%	19.8%	16.9%	16.8%
% of concluded courses in receipt of dual-arch fixed appliances	281	467	60.2%	83.7%	76.9%	73.8%
% of concluded courses where treatment was abandoned or discontinued	46	467	9.9%	6.6%	7.0%	7.0%
% of patients satisfied with the treatment they have received	17	20	85.0%	93.1%	96.1%	96.0%

* Figures in italics indicate that the base number is less than 100.

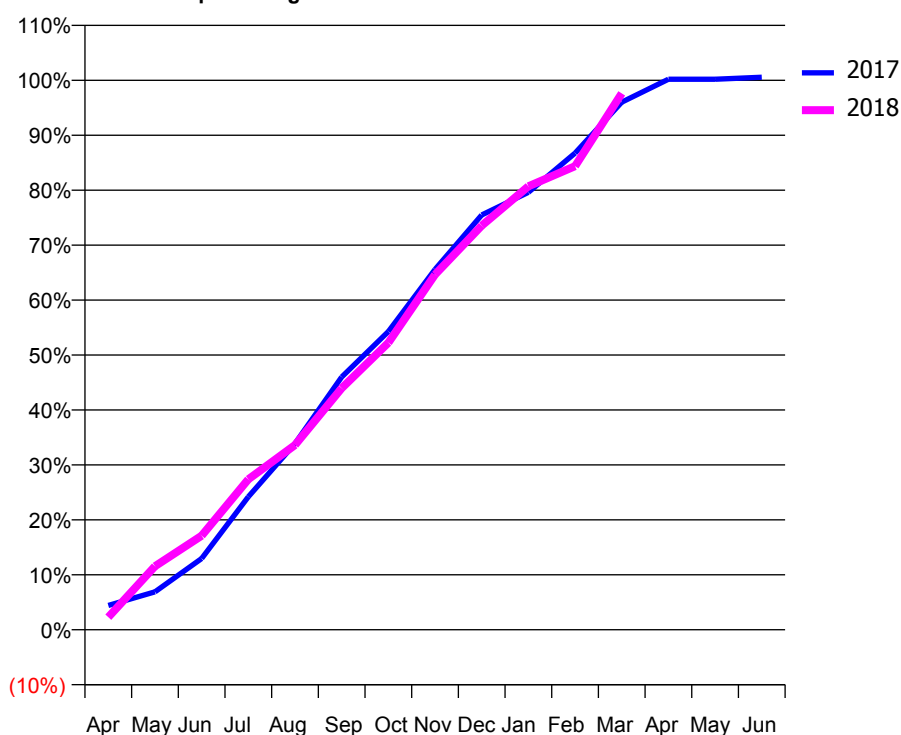
Q52 - Vital Signs Orthodontic At a Glance Contract Report for 318574/0001 - March 2018

Name or company name	MR AI TAYLOR	17/18 Contracted general activity (UDA)	0
Contract type name	PDS Contract	Carry forward general activity (UDA)	0
Purpose of contract	Orthodontic	17/18 Contracted orthodontic activity (UOA)	5,608
Contract start date	01/04/2006	Carry forward orthodontic activity (UOA)	-31
Contract end date	31/03/2019	Baseline contract value	£360,509.07

ACCESS	Contract	England and Wales
24 month ratio of assessments to patient IDs	1.01	1.04

ACTIVITY	Contract
Contract assess and fit appliances (case starts) as a percentage of Area Team case starts	3.9 %

Cumulative percentage of contracted UOA delivered 2017 & 2018



Month	Adjusted Scheduled Activity (UOA)		
	2016	2017	2018
April	44	249	128
May	488	387	648
June	866	727	960
July	1,556	1,357	1,536
August	2,236	1,900	1,886
September	2,502	2,580	2,465
October	2,827	3,043	2,930
November	3,395	3,678	3,625
December	3,878	4,233	4,125
January	4,029	4,465	4,526
February	4,934	4,864	4,731
March	5,374	5,385	5,474
April	5,617	5,618	
May	5,617	5,618	
June	5,617	5,639	

QUALITY (rolling 12 month period)

	Contract Quantity	Contract Base Number	Contract *	Area Team	Region	England
% of all assessments that were assess and fit appliances (case starts)	252	689	36.6%	49.9%	60.9%	60.1%
% of all assessments that were assess and refuse	131	689	19.0%	13.5%	11.2%	11.3%
% of all assessments that were assess and review	306	689	44.4%	36.5%	27.9%	28.6%
% of case starts with a reported IOTN of 3 and Aesthetic Component of 5 or below	0	252	N/A	0.0%	0.1%	0.1%
% of case starts with a reported IOTN of 3 and Aesthetic Component of 6 or above	0	252	N/A	1.1%	3.8%	4.1%
% of case starts with a reported IOTN of 4	194	252	77.0%	78.4%	78.4%	77.7%
% of case starts with a reported IOTN of 5	57	252	22.6%	19.8%	16.9%	16.8%
% of concluded courses in receipt of dual-arch fixed appliances	195	223	87.4%	83.7%	76.9%	73.8%
% of concluded courses where treatment was abandoned or discontinued	24	223	10.8%	6.6%	7.0%	7.0%
% of patients satisfied with the treatment they have received	5	6	83.3%	93.1%	96.1%	96.0%

* Figures in italics indicate that the base number is less than 100.

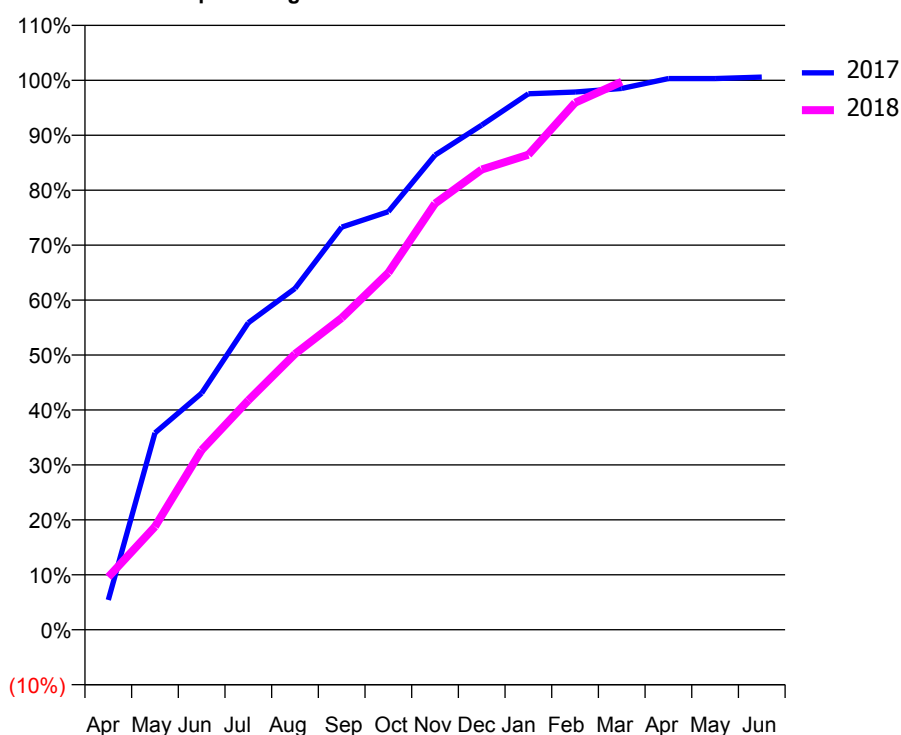
Q52 - Vital Signs Orthodontic At a Glance Contract Report for 575941/0001 - March 2018

Name or company name	MR MH PEARSON	17/18 Contracted general activity (UDA)	0
Contract type name	PDS Contract	Carry forward general activity (UDA)	0
Purpose of contract	Orthodontic	17/18 Contracted orthodontic activity (UOA)	21,111
Contract start date	01/06/2013	Carry forward orthodontic activity (UOA)	-124
Contract end date	31/03/2019	Baseline contract value	£1,229,808.98

ACCESS	Contract	England and Wales
24 month ratio of assessments to patient IDs	1.00	1.04

ACTIVITY	Contract
Contract assess and fit appliances (case starts) as a percentage of Area Team case starts	14.0 %

Cumulative percentage of contracted UOA delivered 2017 & 2018



Month	Adjusted Scheduled Activity (UOA)		
	2016	2017	2018
April	270	1,144	2,028
May	6,618	7,566	3,963
June	7,891	9,092	6,904
July	11,572	11,795	8,813
August	12,975	13,115	10,598
September	15,023	15,467	11,980
October	16,867	16,063	13,718
November	18,296	18,236	16,374
December	19,661	19,386	17,683
January	19,807	20,593	18,251
February	20,195	20,657	20,250
March	20,195	20,797	21,051
April	20,695	21,177	
May	20,765	21,177	
June	20,766	21,235	

QUALITY (rolling 12 month period)

	Contract Quantity	Contract Base Number	Contract *	Area Team	Region	England
% of all assessments that were assess and fit appliances (case starts)	913	3,459	26.4%	49.9%	60.9%	60.1%
% of all assessments that were assess and refuse	359	3,459	10.4%	13.5%	11.2%	11.3%
% of all assessments that were assess and review	2,187	3,459	63.2%	36.5%	27.9%	28.6%
% of case starts with a reported IOTN of 3 and Aesthetic Component of 5 or below	0	913	N/A	0.0%	0.1%	0.1%
% of case starts with a reported IOTN of 3 and Aesthetic Component of 6 or above	20	913	2.2%	1.1%	3.8%	4.1%
% of case starts with a reported IOTN of 4	625	913	68.5%	78.4%	78.4%	77.7%
% of case starts with a reported IOTN of 5	257	913	28.1%	19.8%	16.9%	16.8 %
% of concluded courses in receipt of dual-arch fixed appliances	738	815	90.6%	83.7%	76.9%	73.8%
% of concluded courses where treatment was abandoned or discontinued	43	815	5.3%	6.6%	7.0%	7.0%
% of patients satisfied with the treatment they have received	26	26	100.0%	93.1%	96.1%	96.0%

* Figures in italics indicate that the base number is less than 100.

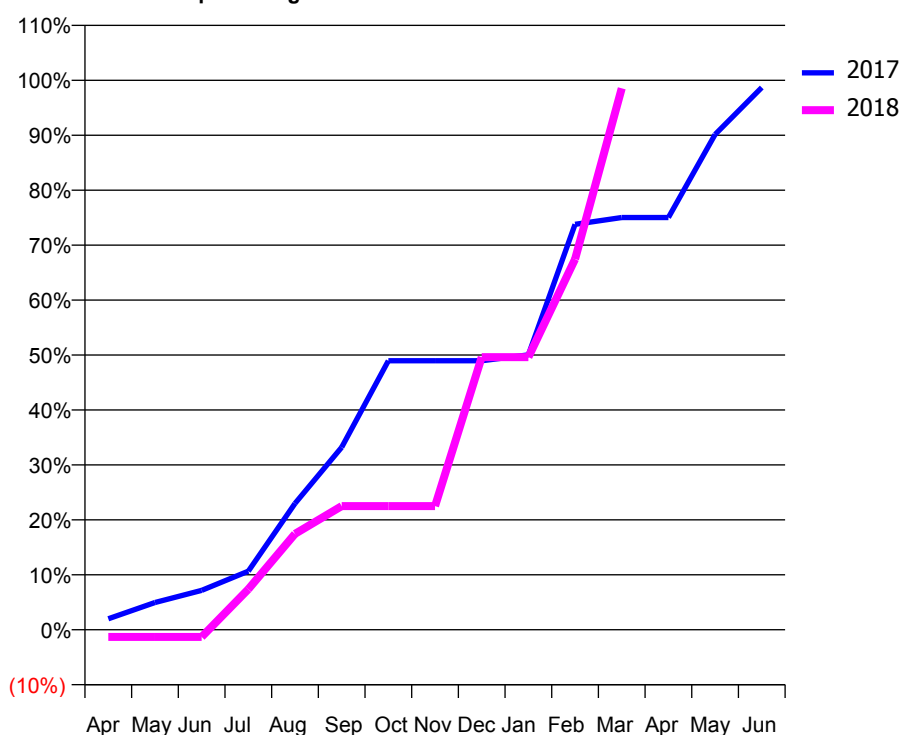
Q52 - Vital Signs Orthodontic At a Glance Contract Report for 632813/0001 - March 2018

Name or company name	MR JL SEDDON	17/18 Contracted general activity (UDA)	0
Contract type name	PDS Contract	Carry forward general activity (UDA)	0
Purpose of contract	Orthodontic	17/18 Contracted orthodontic activity (UOA)	2,261
Contract start date	01/04/2006	Carry forward orthodontic activity (UOA)	30
Contract end date	31/03/2019	Baseline contract value	£133,656.69

ACCESS	Contract	England and Wales
24 month ratio of assessments to patient IDs	1.02	1.04

ACTIVITY	Contract
Contract assess and fit appliances (case starts) as a percentage of Area Team case starts	1.9 %

Cumulative percentage of contracted UOA delivered 2017 & 2018



Month	Adjusted Scheduled Activity (UOA)		
	2016	2017	2018
April	0	45	-30
May	186	112	-30
June	283	162	-30
July	547	241	167
August	700	520	395
September	1,309	751	509
October	1,566	1,107	509
November	1,872	1,107	509
December	2,171	1,107	1,122
January	2,171	1,131	1,122
February	2,325	1,668	1,525
March	2,328	1,696	2,228
April	2,328	1,696	
May	2,328	2,038	
June	2,328	2,231	

QUALITY (rolling 12 month period)

	Contract Quantity	Contract Base Number	Contract *	Area Team	Region	England
% of all assessments that were assess and fit appliances (case starts)	124	347	35.7%	49.9%	60.9%	60.1%
% of all assessments that were assess and refuse	25	347	7.2%	13.5%	11.2%	11.3%
% of all assessments that were assess and review	198	347	57.1%	36.5%	27.9%	28.6%
% of case starts with a reported IOTN of 3 and Aesthetic Component of 5 or below	0	124	N/A	0.0%	0.1%	0.1%
% of case starts with a reported IOTN of 3 and Aesthetic Component of 6 or above	1	124	0.8%	1.1%	3.8%	4.1%
% of case starts with a reported IOTN of 4	107	124	86.3%	78.4%	78.4%	77.7%
% of case starts with a reported IOTN of 5	16	124	12.9%	19.8%	16.9%	16.8%
% of concluded courses in receipt of dual-arch fixed appliances	62	64	96.9%	83.7%	76.9%	73.8%
% of concluded courses where treatment was abandoned or discontinued	1	64	1.6%	6.6%	7.0%	7.0%
% of patients satisfied with the treatment they have received	2	2	100.0%	93.1%	96.1%	96.0%

* Figures in italics indicate that the base number is less than 100.

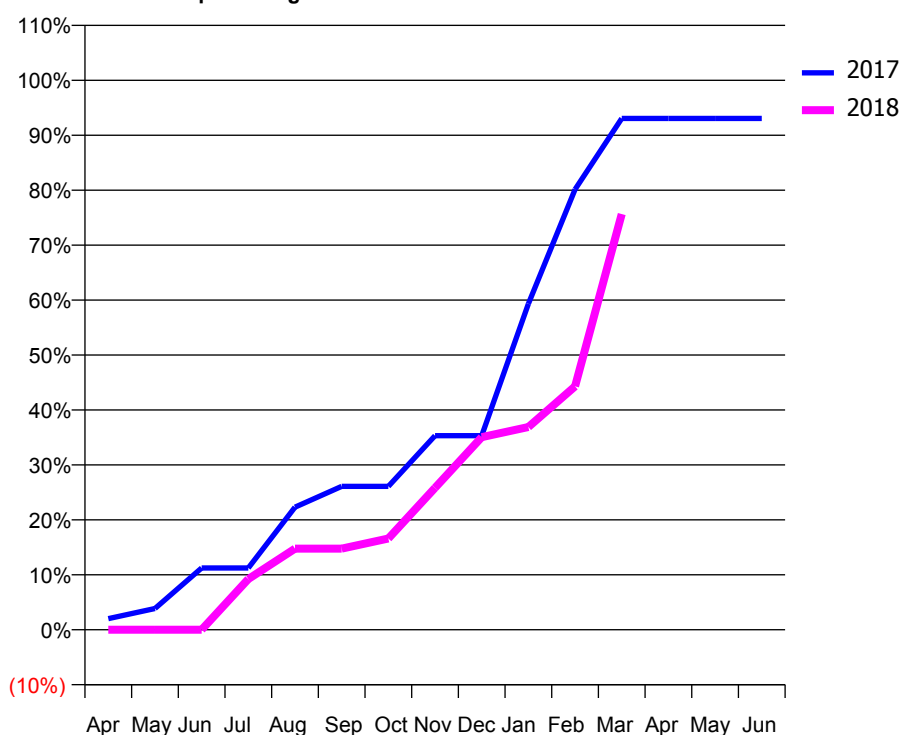
Q52 - Vital Signs Orthodontic At a Glance Contract Report for 751952/0002 - March 2018

Name or company name	MR DF SCHUTH	17/18 Contracted general activity (UDA)	0
Contract type name	PDS Contract	Carry forward general activity (UDA)	0
Purpose of contract	Orthodontic	17/18 Contracted orthodontic activity (UOA)	1,138
Contract start date	01/04/2006	Carry forward orthodontic activity (UOA)	0
Contract end date	31/03/2019	Baseline contract value	£71,544.30

ACCESS	Contract	England and Wales
24 month ratio of assessments to patient IDs	1.00	1.04

ACTIVITY	Contract
Contract assess and fit appliances (case starts) as a percentage of Area Team case starts	0.6 %

Cumulative percentage of contracted UOA delivered 2017 & 2018



Month	Adjusted Scheduled Activity (UOA)		
	2016	2017	2018
April	0	23	0
May	210	44	0
June	273	128	0
July	399	128	105
August	420	254	168
September	609	297	168
October	736	297	189
November	883	402	294
December	1,030	402	399
January	1,030	675	420
February	1,115	912	504
March	1,136	1,059	861
April	1,178	1,059	
May	1,178	1,059	
June	1,178	1,059	

QUALITY (rolling 12 month period)

	Contract Quantity	Contract Base Number	Contract *	Area Team	Region	England
% of all assessments that were assess and fit appliances (case starts)	41	41	100.0%	49.9%	60.9%	60.1%
% of all assessments that were assess and refuse	0	41	0.0%	13.5%	11.2%	11.3%
% of all assessments that were assess and review	0	41	0.0%	36.5%	27.9%	28.6%
% of case starts with a reported IOTN of 3 and Aesthetic Component of 5 or below	0	41	N/A	0.0%	0.1%	0.1%
% of case starts with a reported IOTN of 3 and Aesthetic Component of 6 or above	0	41	N/A	1.1%	3.8%	4.1%
% of case starts with a reported IOTN of 4	29	41	70.7%	78.4%	78.4%	77.7%
% of case starts with a reported IOTN of 5	12	41	29.3%	19.8%	16.9%	16.8 %
% of concluded courses in receipt of dual-arch fixed appliances	28	37	75.7%	83.7%	76.9%	73.8%
% of concluded courses where treatment was abandoned or discontinued	1	37	2.7%	6.6%	7.0%	7.0%
% of patients satisfied with the treatment they have received	0	0	N/A	93.1%	96.1%	96.0%

* Figures in italics indicate that the base number is less than 100.

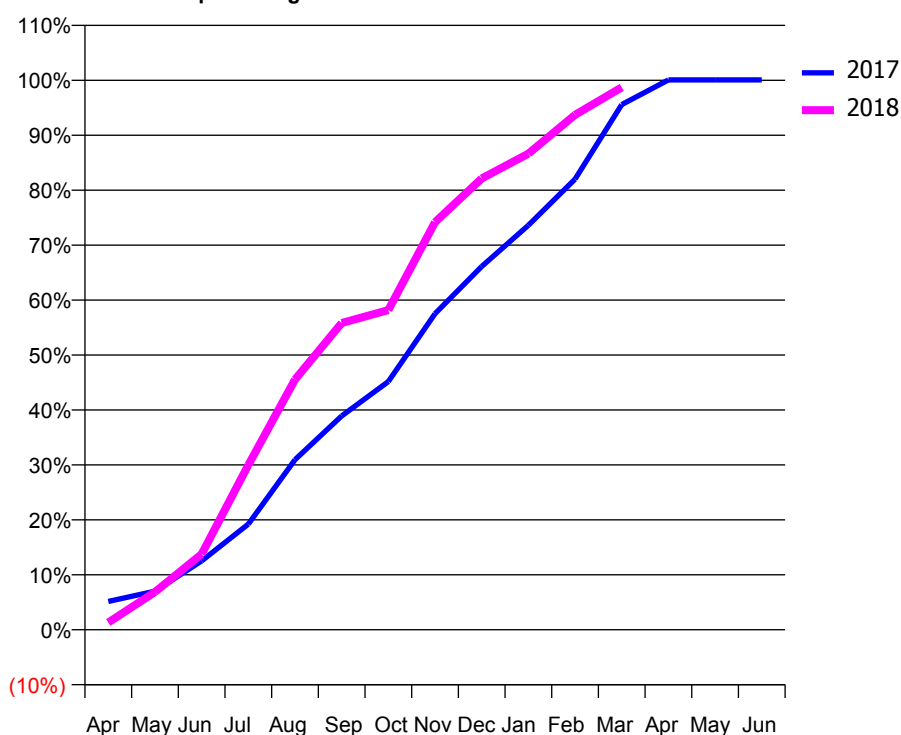
Q53 - Vital Signs Orthodontic At a Glance Contract Report for 101281/0093 - March 2018

Name or company name	OASIS DENTAL CARE LTD	17/18 Contracted general activity (UDA)	0
Contract type name	PDS Contract	Carry forward general activity (UDA)	0
Purpose of contract	Orthodontic	17/18 Contracted orthodontic activity (UOA)	13,516
Contract start date	01/04/2006	Carry forward orthodontic activity (UOA)	-10
Contract end date	31/03/2019	Baseline contract value	£909,723.96

ACCESS	Contract	England and Wales
24 month ratio of assessments to patient IDs	1.00	1.04

ACTIVITY	Contract
Contract assess and fit appliances (case starts) as a percentage of Area Team case starts	9.4 %

Cumulative percentage of contracted UOA delivered 2017 & 2018



Month	Adjusted Scheduled Activity (UOA)		
	2016	2017	2018
April	301	696	180
May	1,733	949	931
June	2,069	1,694	1,862
July	4,124	2,599	4,053
August	4,779	4,183	6,156
September	5,520	5,258	7,546
October	6,441	6,106	7,863
November	7,470	7,776	10,026
December	8,994	8,937	11,100
January	10,128	9,949	11,711
February	11,455	11,083	12,664
March	12,421	12,917	13,340
April	13,618	13,526	
May	13,618	13,526	
June	13,618	13,526	

QUALITY (rolling 12 month period)

	Contract Quantity	Contract Base Number	Contract *	Area Team	Region	England
% of all assessments that were assess and fit appliances (case starts)	662	718	92.2%	65.2%	57.8%	60.1%
% of all assessments that were assess and refuse	0	718	0.0%	7.6%	11.2%	11.3%
% of all assessments that were assess and review	56	718	7.8%	27.2%	31.0%	28.6%
% of case starts with a reported IOTN of 3 and Aesthetic Component of 5 or below	2	662	0.3%	0.1%	0.1%	0.1%
% of case starts with a reported IOTN of 3 and Aesthetic Component of 6 or above	63	662	9.5%	3.4%	4.1%	4.1%
% of case starts with a reported IOTN of 4	476	662	71.9%	72.1%	76.4%	77.7%
% of case starts with a reported IOTN of 5	121	662	18.3%	15.6%	17.7%	16.8 %
% of concluded courses in receipt of dual-arch fixed appliances	305	475	64.2%	66.6%	69.8%	73.8%
% of concluded courses where treatment was abandoned or discontinued	89	475	18.7%	7.4%	8.3%	7.0%
% of patients satisfied with the treatment they have received	21	22	95.5%	97.8%	96.6%	96.0%

* Figures in italics indicate that the base number is less than 100.

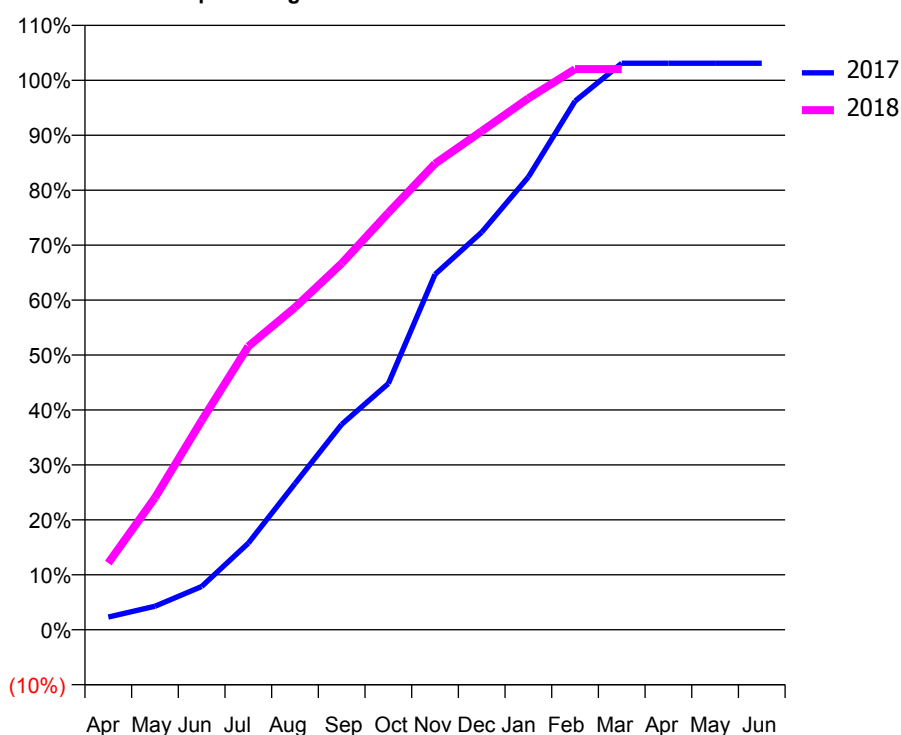
Q53 - Vital Signs Orthodontic At a Glance Contract Report for 103926/0001 - March 2018

Name or company name	Aesthetic Dental Care Limited	17/18 Contracted general activity (UDA)	0
Contract type name	PDS Contract	Carry forward general activity (UDA)	0
Purpose of contract	Orthodontic	17/18 Contracted orthodontic activity (UOA)	12,066
Contract start date	01/03/2008	Carry forward orthodontic activity (UOA)	-242
Contract end date	31/03/2018	Baseline contract value	£718,765.39

ACCESS	Contract	England and Wales
24 month ratio of assessments to patient IDs	1.02	1.04

ACTIVITY	Contract
Contract assess and fit appliances (case starts) as a percentage of Area Team case starts	8.1 %

Cumulative percentage of contracted UOA delivered 2017 & 2018



Month	Adjusted Scheduled Activity (UOA)		
	2016	2017	2018
April	131	281	1,465
May	596	516	2,901
June	1,131	950	4,594
July	2,963	1,902	6,224
August	3,438	3,210	7,078
September	4,843	4,511	8,046
October	6,258	5,408	9,158
November	6,998	7,804	10,235
December	8,147	8,731	10,949
January	8,652	9,942	11,671
February	9,171	11,609	12,311
March	10,694	12,440	12,311
April	11,309	12,441	
May	11,309	12,441	
June	11,330	12,441	

QUALITY (rolling 12 month period)

	Contract Quantity	Contract Base Number	Contract *	Area Team	Region	England
% of all assessments that were assess and fit appliances (case starts)	566	1,063	53.2%	65.2%	57.8%	60.1%
% of all assessments that were assess and refuse	33	1,063	3.1%	7.6%	11.2%	11.3%
% of all assessments that were assess and review	464	1,063	43.7%	27.2%	31.0%	28.6%
% of case starts with a reported IOTN of 3 and Aesthetic Component of 5 or below	3	566	0.5%	0.1%	0.1%	0.1%
% of case starts with a reported IOTN of 3 and Aesthetic Component of 6 or above	24	566	4.2%	3.4%	4.1%	4.1%
% of case starts with a reported IOTN of 4	439	566	77.6%	72.1%	76.4%	77.7%
% of case starts with a reported IOTN of 5	100	566	17.7%	15.6%	17.7%	16.8 %
% of concluded courses in receipt of dual-arch fixed appliances	0	522	N/A	66.6%	69.8%	73.8%
% of concluded courses where treatment was abandoned or discontinued	13	522	2.5%	7.4%	8.3%	7.0%
% of patients satisfied with the treatment they have received	20	21	95.2%	97.8%	96.6%	96.0%

* Figures in italics indicate that the base number is less than 100.

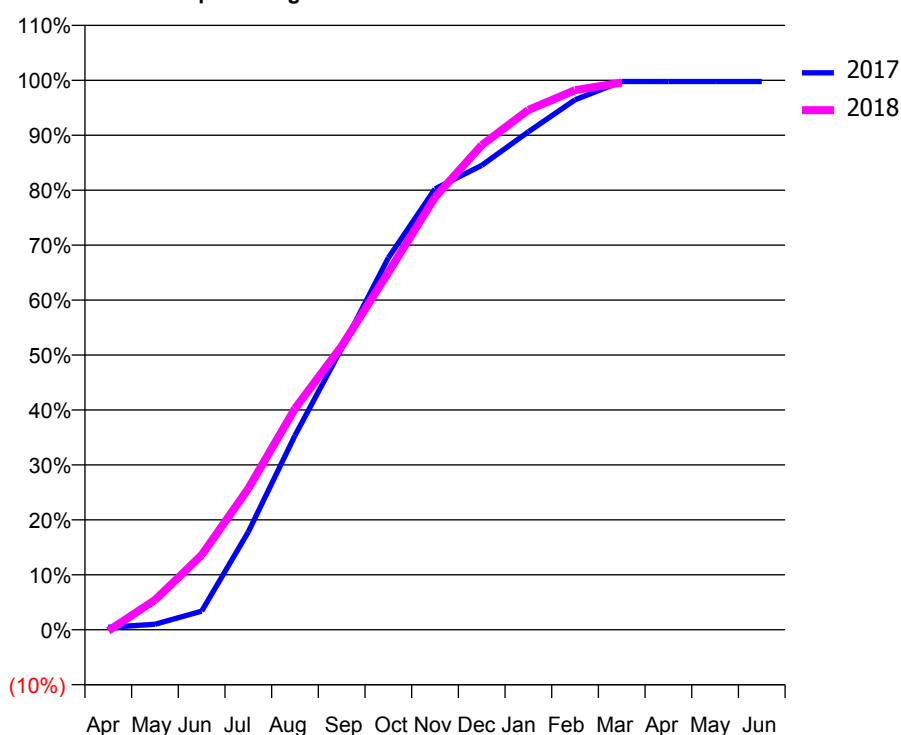
Q53 - Vital Signs Orthodontic At a Glance Contract Report for 104337/0001 - March 2018

Name or company name	Pinnacle Orthodontics Ltd	17/18 Contracted general activity (UDA)	0
Contract type name	PDS Contract	Carry forward general activity (UDA)	0
Purpose of contract	Orthodontic	17/18 Contracted orthodontic activity (UOA)	7,582
Contract start date	01/03/2015	Carry forward orthodontic activity (UOA)	17
Contract end date	31/03/2019	Baseline contract value	£497,243.64

ACCESS	Contract	England and Wales
24 month ratio of assessments to patient IDs	1.00	1.04

ACTIVITY	Contract
Contract assess and fit appliances (case starts) as a percentage of Area Team case starts	5.1 %

Cumulative percentage of contracted UOA delivered 2017 & 2018



Month	Adjusted Scheduled Activity (UOA)		
	2016	2017	2018
April	29	34	-15
May	46	76	411
June	145	257	1,031
July	756	1,352	1,949
August	1,753	2,681	3,053
September	3,199	3,885	3,914
October	4,396	5,132	4,932
November	5,360	6,084	5,970
December	6,072	6,408	6,687
January	6,457	6,871	7,173
February	7,084	7,312	7,446
March	7,566	7,565	7,551
April	7,755	7,565	
May	7,755	7,565	
June	7,755	7,565	

QUALITY (rolling 12 month period)

	Contract Quantity	Contract Base Number	Contract *	Area Team	Region	England
% of all assessments that were assess and fit appliances (case starts)	361	441	81.9%	65.2%	57.8%	60.1%
% of all assessments that were assess and refuse	54	441	12.2%	7.6%	11.2%	11.3%
% of all assessments that were assess and review	26	441	5.9%	27.2%	31.0%	28.6%
% of case starts with a reported IOTN of 3 and Aesthetic Component of 5 or below	0	361	N/A	0.1%	0.1%	0.1%
% of case starts with a reported IOTN of 3 and Aesthetic Component of 6 or above	30	361	8.3%	3.4%	4.1%	4.1%
% of case starts with a reported IOTN of 4	294	361	81.4%	72.1%	76.4%	77.7%
% of case starts with a reported IOTN of 5	35	361	9.7%	15.6%	17.7%	16.8 %
% of concluded courses in receipt of dual-arch fixed appliances	266	313	85.0%	66.6%	69.8%	73.8%
% of concluded courses where treatment was abandoned or discontinued	26	313	8.3%	7.4%	8.3%	7.0%
% of patients satisfied with the treatment they have received	10	10	100.0%	97.8%	96.6%	96.0%

* Figures in italics indicate that the base number is less than 100.

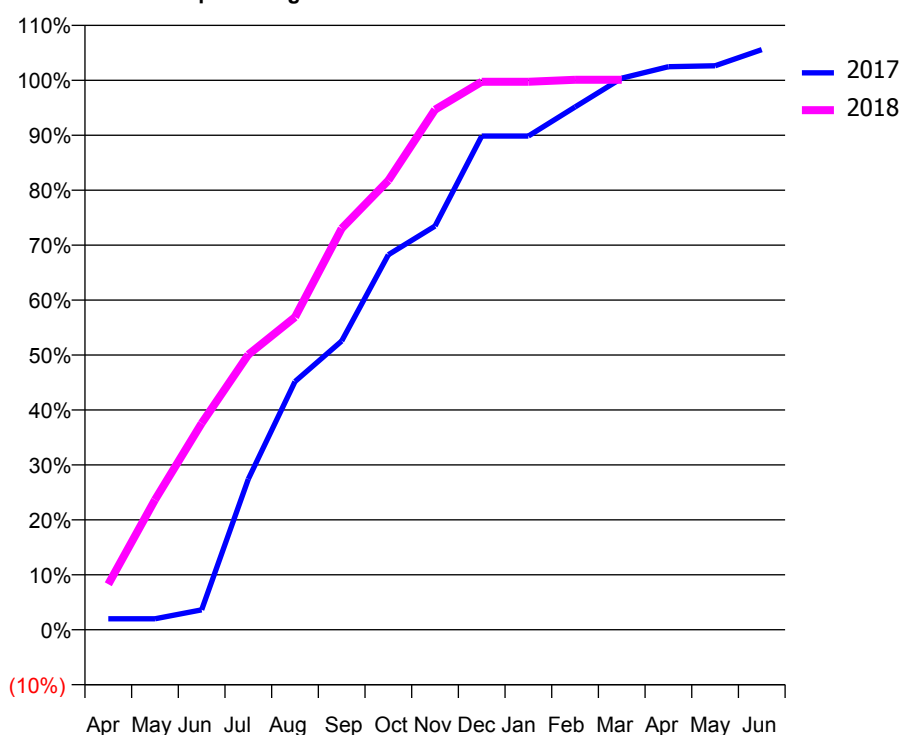
Q53 - Vital Signs Orthodontic At a Glance Contract Report for 114960/0001 - March 2018

Name or company name	Stratford Orthodontics Limited	17/18 Contracted general activity (UDA)	0
Contract type name	PDS Contract	Carry forward general activity (UDA)	0
Purpose of contract	Orthodontic	17/18 Contracted orthodontic activity (UOA)	12,500
Contract start date	01/08/2014	Carry forward orthodontic activity (UOA)	-250
Contract end date	31/03/2018	Baseline contract value	£819,852.78

ACCESS	Contract	England and Wales
24 month ratio of assessments to patient IDs	1.03	1.04

ACTIVITY	Contract
Contract assess and fit appliances (case starts) as a percentage of Area Team case starts	9.3 %

Cumulative percentage of contracted UOA delivered 2017 & 2018



Month	Adjusted Scheduled Activity (UOA)		
	2016	2017	2018
April	-8	250	1,036
May	1,383	250	2,957
June	2,139	455	4,698
July	2,702	3,430	6,260
August	4,373	5,647	7,111
September	6,252	6,570	9,128
October	6,904	8,530	10,221
November	8,091	9,185	11,833
December	10,111	11,230	12,467
January	10,925	11,230	12,467
February	12,446	11,892	12,512
March	13,387	12,549	12,512
April	13,769	12,809	
May	13,769	12,831	
June	13,769	13,196	

QUALITY (rolling 12 month period)	Contract Quantity	Contract Base Number	Contract *	Area Team	Region	England
% of all assessments that were assess and fit appliances (case starts)	653	737	88.6%	65.2%	57.8%	60.1%
% of all assessments that were assess and refuse	84	737	11.4%	7.6%	11.2%	11.3%
% of all assessments that were assess and review	0	737	0.0%	27.2%	31.0%	28.6%
% of case starts with a reported IOTN of 3 and Aesthetic Component of 5 or below	1	653	0.2%	0.1%	0.1%	0.1%
% of case starts with a reported IOTN of 3 and Aesthetic Component of 6 or above	8	653	1.2%	3.4%	4.1%	4.1%
% of case starts with a reported IOTN of 4	499	653	76.4%	72.1%	76.4%	77.7%
% of case starts with a reported IOTN of 5	145	653	22.2%	15.6%	17.7%	16.8 %
% of concluded courses in receipt of dual-arch fixed appliances	497	567	87.7%	66.6%	69.8%	73.8%
% of concluded courses where treatment was abandoned or discontinued	24	567	4.2%	7.4%	8.3%	7.0%
% of patients satisfied with the treatment they have received	20	21	95.2%	97.8%	96.6%	96.0%

* Figures in italics indicate that the base number is less than 100.

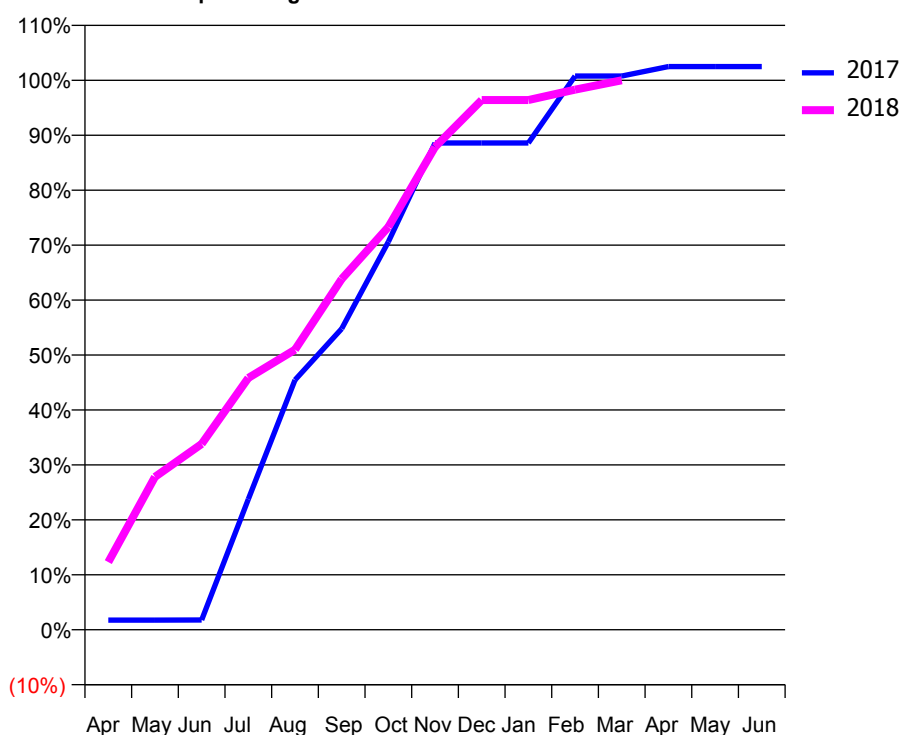
Q53 - Vital Signs Orthodontic At a Glance Contract Report for 142034/0001 - March 2018

Name or company name	Evesham Orthodontics Limited	17/18 Contracted general activity (UDA)	0
Contract type name	PDS Contract	Carry forward general activity (UDA)	0
Purpose of contract	Orthodontic	17/18 Contracted orthodontic activity (UOA)	2,452
Contract start date	01/06/2015	Carry forward orthodontic activity (UOA)	-50
Contract end date	31/03/2018	Baseline contract value	£151,776.67

ACCESS	Contract	England and Wales
24 month ratio of assessments to patient IDs	1.00	1.04

ACTIVITY	Contract
Contract assess and fit appliances (case starts) as a percentage of Area Team case starts	1.7 %

Cumulative percentage of contracted UOA delivered 2017 & 2018



Month	Adjusted Scheduled Activity (UOA)		
	2016	2017	2018
April	0	43	302
May	0	43	682
June	0	44	829
July	0	583	1,124
August	88	1,115	1,250
September	218	1,343	1,565
October	625	1,731	1,797
November	625	2,172	2,154
December	625	2,172	2,364
January	625	2,172	2,364
February	837	2,471	2,410
March	837	2,471	2,452
April	1,550	2,513	
May	1,971	2,513	
June	1,971	2,513	

QUALITY (rolling 12 month period)

	Contract Quantity	Contract Base Number	Contract *	Area Team	Region	England
% of all assessments that were assess and fit appliances (case starts)	116	124	93.5%	65.2%	57.8%	60.1%
% of all assessments that were assess and refuse	8	124	6.5%	7.6%	11.2%	11.3%
% of all assessments that were assess and review	0	124	0.0%	27.2%	31.0%	28.6%
% of case starts with a reported IOTN of 3 and Aesthetic Component of 5 or below	0	116	N/A	0.1%	0.1%	0.1%
% of case starts with a reported IOTN of 3 and Aesthetic Component of 6 or above	0	116	N/A	3.4%	4.1%	4.1%
% of case starts with a reported IOTN of 4	85	116	73.3%	72.1%	76.4%	77.7%
% of case starts with a reported IOTN of 5	31	116	26.7%	15.6%	17.7%	16.8 %
% of concluded courses in receipt of dual-arch fixed appliances	43	53	81.1%	66.6%	69.8%	73.8%
% of concluded courses where treatment was abandoned or discontinued	4	53	7.5%	7.4%	8.3%	7.0%
% of patients satisfied with the treatment they have received	2	2	100.0%	97.8%	96.6%	96.0%

* Figures in italics indicate that the base number is less than 100.

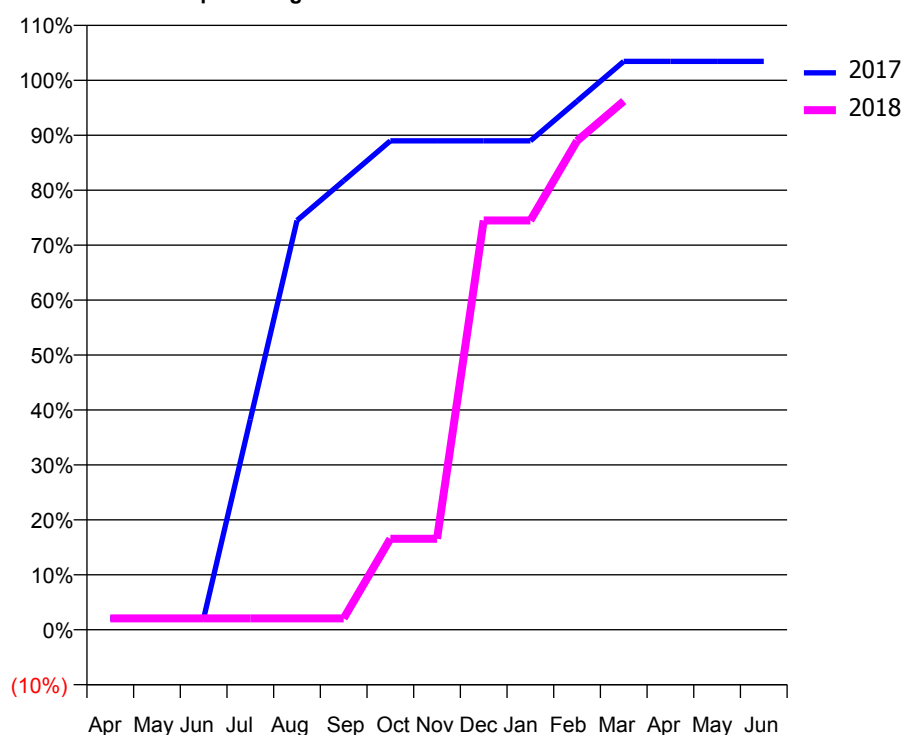
Q53 - Vital Signs Orthodontic At a Glance Contract Report for 143502/0001 - March 2018

Name or company name	Light Lane Dental Practice	17/18 Contracted general activity (UDA)	22,006
Contract type name	GDS Contract	Carry forward general activity (UDA)	769
Purpose of contract	General and Orthodontic	17/18 Contracted orthodontic activity (UOA)	290
Contract start date	01/10/2015	Carry forward orthodontic activity (UOA)	-6
Contract end date		Baseline contract value	£616,912.15

ACCESS	Contract	England and Wales
24 month ratio of assessments to patient IDs	1.00	1.04

ACTIVITY	Contract
Contract assess and fit appliances (case starts) as a percentage of Area Team case starts	0.2 %

Cumulative percentage of contracted UOA delivered 2017 & 2018



Month	Adjusted Scheduled Activity (UOA)		
	2016	2017	2018
April	0	6	6
May	0	6	6
June	0	6	6
July	0	111	6
August	0	216	6
September	0	237	6
October	45	258	48
November	108	258	48
December	150	258	216
January	171	258	216
February	192	279	258
March	213	300	279
April	213	300	
May	213	300	
June	213	300	

QUALITY (rolling 12 month period)	Contract Quantity	Contract Base Number	Contract *	Area Team	Region	England
% of all assessments that were assess and fit appliances (case starts)	14	14	100.0%	65.2%	57.8%	60.1%
% of all assessments that were assess and refuse	0	14	0.0%	7.6%	11.2%	11.3%
% of all assessments that were assess and review	0	14	0.0%	27.2%	31.0%	28.6%
% of case starts with a reported IOTN of 3 and Aesthetic Component of 5 or below	0	14	N/A	0.1%	0.1%	0.1%
% of case starts with a reported IOTN of 3 and Aesthetic Component of 6 or above	1	14	7.1%	3.4%	4.1%	4.1%
% of case starts with a reported IOTN of 4	13	14	92.9%	72.1%	76.4%	77.7%
% of case starts with a reported IOTN of 5	0	14	N/A	15.6%	17.7%	16.8 %
% of concluded courses in receipt of dual-arch fixed appliances	0	0	N/A	66.6%	69.8%	73.8%
% of concluded courses where treatment was abandoned or discontinued	0	0	N/A	7.4%	8.3%	7.0%
% of patients satisfied with the treatment they have received	0	0	N/A	97.8%	96.6%	96.0%

* Figures in italics indicate that the base number is less than 100.

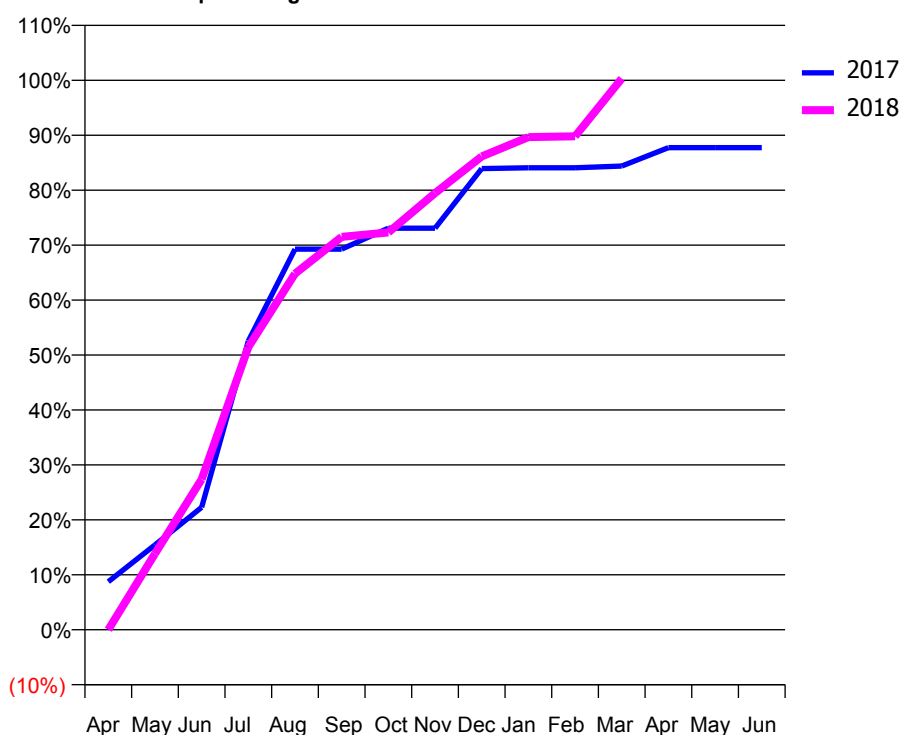
Q53 - Vital Signs Orthodontic At a Glance Contract Report for 150312/0001 - March 2018

Name or company name	Dorset House Dental	17/18 Contracted general activity (UDA)	21,588
Contract type name	GDS Contract	Carry forward general activity (UDA)	0
Purpose of contract	General and Orthodontic	17/18 Contracted orthodontic activity (UOA)	628
Contract start date	01/04/2015	Carry forward orthodontic activity (UOA)	0
Contract end date		Baseline contract value	£697,556.96

ACCESS	Contract	England and Wales
24 month ratio of assessments to patient IDs	1.00	1.04

ACTIVITY	Contract
Contract assess and fit appliances (case starts) as a percentage of Area Team case starts	0.4 %

Cumulative percentage of contracted UOA delivered 2017 & 2018



Month	Adjusted Scheduled Activity (UOA)		
	2016	2017	2018
April	0	55	0
May	0	97	87
June	0	140	172
July	315	330	323
August	315	435	407
September	336	435	449
October	336	459	454
November	382	459	499
December	448	527	541
January	450	528	563
February	473	528	564
March	645	530	630
April	645	551	
May	645	551	
June	645	551	

QUALITY (rolling 12 month period)

	Contract Quantity	Contract Base Number	Contract *	Area Team	Region	England
% of all assessments that were assess and fit appliances (case starts)	31	52	59.6%	65.2%	57.8%	60.1%
% of all assessments that were assess and refuse	15	52	28.8%	7.6%	11.2%	11.3%
% of all assessments that were assess and review	6	52	11.5%	27.2%	31.0%	28.6%
% of case starts with a reported IOTN of 3 and Aesthetic Component of 5 or below	0	31	<i>N/A</i>	0.1%	0.1%	0.1%
% of case starts with a reported IOTN of 3 and Aesthetic Component of 6 or above	1	31	3.2%	3.4%	4.1%	4.1%
% of case starts with a reported IOTN of 4	24	31	77.4%	72.1%	76.4%	77.7%
% of case starts with a reported IOTN of 5	6	31	19.4%	15.6%	17.7%	16.8 %
% of concluded courses in receipt of dual-arch fixed appliances	3	11	27.3%	66.6%	69.8%	73.8%
% of concluded courses where treatment was abandoned or discontinued	1	11	9.1%	7.4%	8.3%	7.0%
% of patients satisfied with the treatment they have received	1	1	100.0%	97.8%	96.6%	96.0%

* Figures in italics indicate that the base number is less than 100.

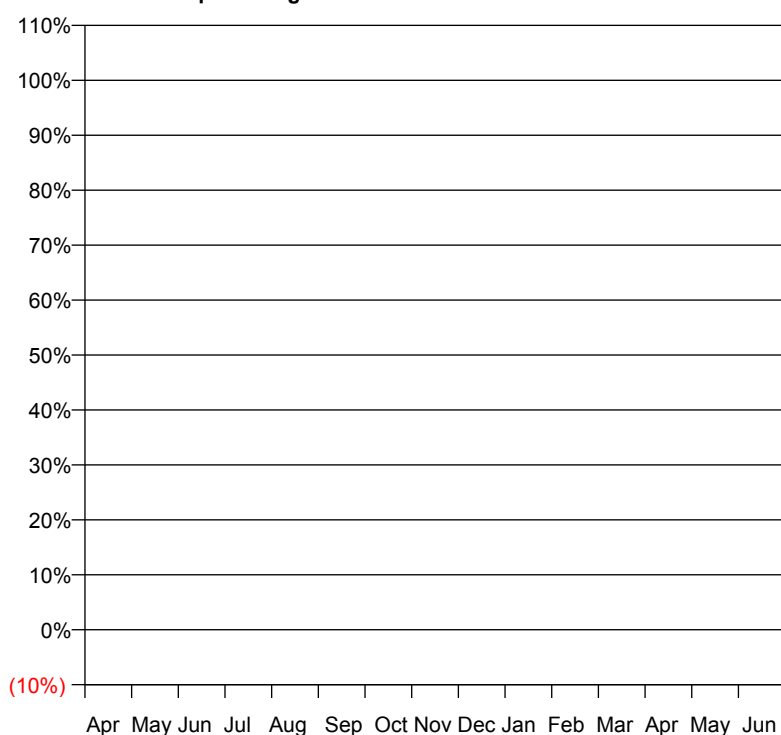
Q53 - Vital Signs Orthodontic At a Glance Contract Report for 167797/0002 - March 2018

Name or company name	Grafton House Dental Practice	17/18 Contracted general activity (UDA)	31,986
Contract type name	PDS Plus Contract	Carry forward general activity (UDA)	-11
Purpose of contract	General	17/18 Contracted orthodontic activity (UOA)	0
Contract start date	01/04/2011	Carry forward orthodontic activity (UOA)	0
Contract end date	30/04/2018	Baseline contract value	£677,820.57

ACCESS	Contract	England and Wales
24 month ratio of assessments to patient IDs	1.00	1.04

ACTIVITY	Contract
Contract assess and fit appliances (case starts) as a percentage of Area Team case starts	0.0 %

Cumulative percentage of contracted UOA delivered 2017 & 2018



— 2017
— 2018

Month	Adjusted Scheduled Activity (UOA)		
	2016	2017	2018
April	0	0	0
May	0	0	0
June	0	0	0
July	0	0	1
August	0	0	1
September	0	0	1
October	0	0	1
November	0	0	1
December	0	0	1
January	0	0	1
February	0	0	1
March	0	0	1
April	0	0	
May	0	0	
June	0	0	

QUALITY (rolling 12 month period)

	Contract Quantity	Contract Base Number	Contract *	Area Team	Region	England
% of all assessments that were assess and fit appliances (case starts)	0	1	0.0%	65.2%	57.8%	60.1%
% of all assessments that were assess and refuse	0	1	0.0%	7.6%	11.2%	11.3%
% of all assessments that were assess and review	1	1	100.0%	27.2%	31.0%	28.6%
% of case starts with a reported IOTN of 3 and Aesthetic Component of 5 or below	0	0	N/A	0.1%	0.1%	0.1%
% of case starts with a reported IOTN of 3 and Aesthetic Component of 6 or above	0	0	N/A	3.4%	4.1%	4.1%
% of case starts with a reported IOTN of 4	0	0	N/A	72.1%	76.4%	77.7%
% of case starts with a reported IOTN of 5	0	0	N/A	15.6%	17.7%	16.8 %
% of concluded courses in receipt of dual-arch fixed appliances	0	0	N/A	66.6%	69.8%	73.8%
% of concluded courses where treatment was abandoned or discontinued	0	0	N/A	7.4%	8.3%	7.0%
% of patients satisfied with the treatment they have received	0	0	N/A	97.8%	96.6%	96.0%

* Figures in italics indicate that the base number is less than 100.

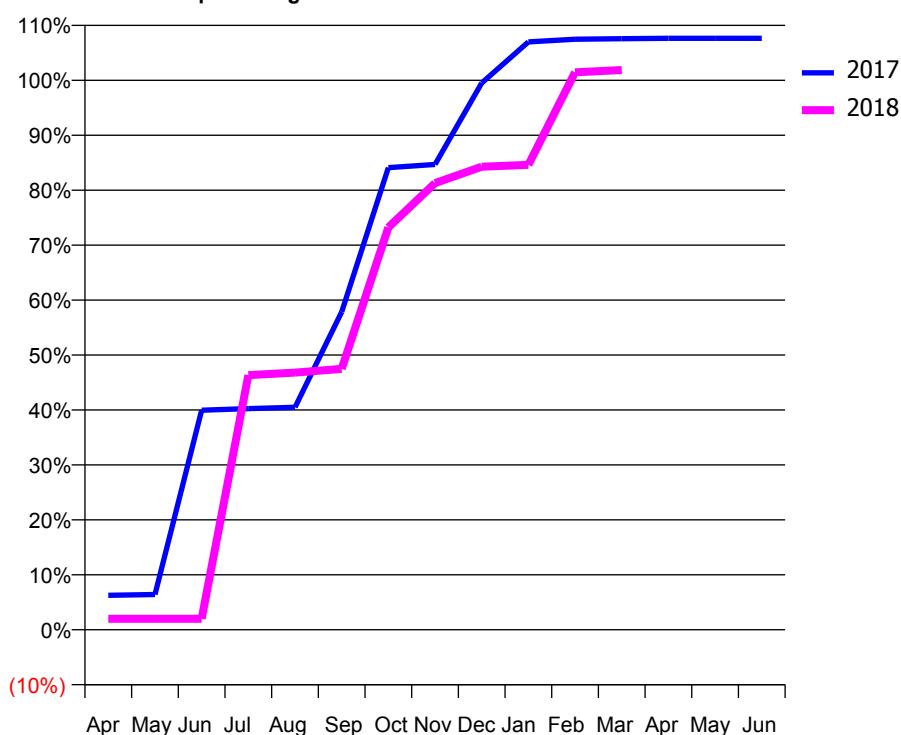
Q53 - Vital Signs Orthodontic At a Glance Contract Report for 171212/0001 - March 2018

Name or company name	Castle Quay (Hereford) Limited	17/18 Contracted general activity (UDA)	0
Contract type name	PDS Contract	Carry forward general activity (UDA)	0
Purpose of contract	Orthodontic	17/18 Contracted orthodontic activity (UOA)	12,348
Contract start date	01/09/2012	Carry forward orthodontic activity (UOA)	-247
Contract end date	31/03/2019	Baseline contract value	£821,788.42

ACCESS	Contract	England and Wales
24 month ratio of assessments to patient IDs	1.01	1.04

ACTIVITY	Contract
Contract assess and fit appliances (case starts) as a percentage of Area Team case starts	8.2 %

Cumulative percentage of contracted UOA delivered 2017 & 2018



Month	Adjusted Scheduled Activity (UOA)		
	2016	2017	2018
April	222	774	247
May	456	794	247
June	829	4,933	247
July	7,266	4,970	5,721
August	7,311	5,000	5,778
September	7,491	7,142	5,863
October	8,693	10,385	9,041
November	9,132	10,455	10,036
December	11,377	12,288	10,405
January	12,470	13,210	10,447
February	12,511	13,270	12,528
March	12,568	13,281	12,578
April	12,650	13,291	
May	12,650	13,291	
June	12,672	13,291	

QUALITY (rolling 12 month period)

	Contract Quantity	Contract Base Number	Contract *	Area Team	Region	England
% of all assessments that were assess and fit appliances (case starts)	574	1,017	56.4%	65.2%	57.8%	60.1%
% of all assessments that were assess and refuse	167	1,017	16.4%	7.6%	11.2%	11.3%
% of all assessments that were assess and review	276	1,017	27.1%	27.2%	31.0%	28.6%
% of case starts with a reported IOTN of 3 and Aesthetic Component of 5 or below	0	574	N/A	0.1%	0.1%	0.1%
% of case starts with a reported IOTN of 3 and Aesthetic Component of 6 or above	0	574	N/A	3.4%	4.1%	4.1%
% of case starts with a reported IOTN of 4	2	574	0.3%	72.1%	76.4%	77.7%
% of case starts with a reported IOTN of 5	1	574	0.2%	15.6%	17.7%	16.8 %
% of concluded courses in receipt of dual-arch fixed appliances	428	500	85.6%	66.6%	69.8%	73.8%
% of concluded courses where treatment was abandoned or discontinued	54	500	10.8%	7.4%	8.3%	7.0%
% of patients satisfied with the treatment they have received	13	13	100.0%	97.8%	96.6%	96.0%

* Figures in italics indicate that the base number is less than 100.

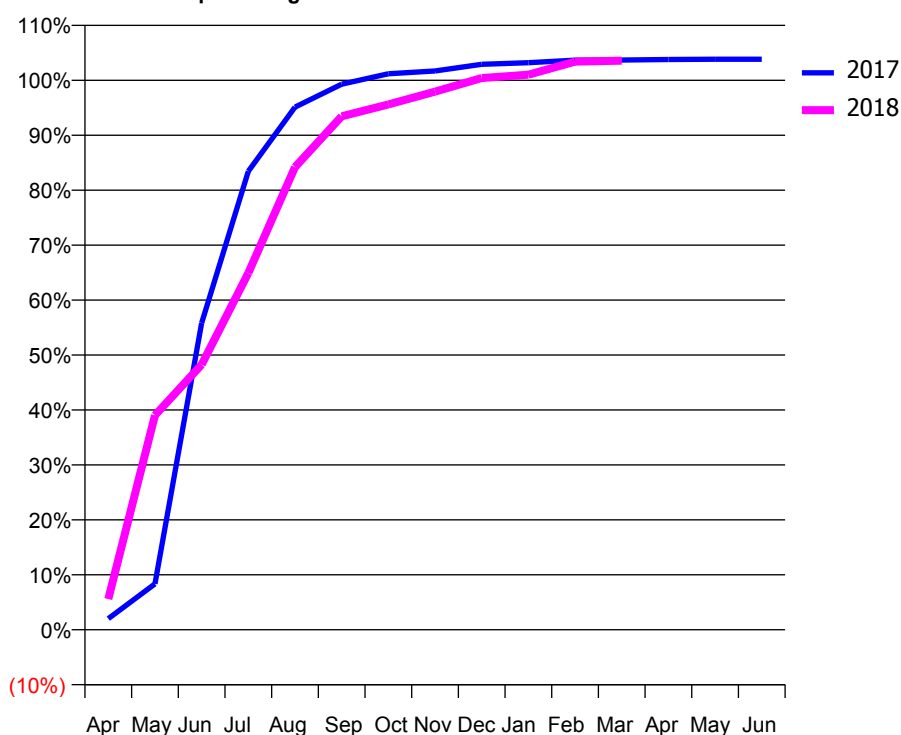
Q53 - Vital Signs Orthodontic At a Glance Contract Report for 174416/0001 - March 2018

Name or company name	Trinity Gate Ltd.	17/18 Contracted general activity (UDA)	0
Contract type name	PDS Contract	Carry forward general activity (UDA)	0
Purpose of contract	Orthodontic	17/18 Contracted orthodontic activity (UOA)	4,097
Contract start date	01/06/2012	Carry forward orthodontic activity (UOA)	-82
Contract end date	31/03/2019	Baseline contract value	£268,912.40

ACCESS	Contract	England and Wales
24 month ratio of assessments to patient IDs	1.00	1.04

ACTIVITY	Contract
Contract assess and fit appliances (case starts) as a percentage of Area Team case starts	2.8 %

Cumulative percentage of contracted UOA delivered 2017 & 2018



Month	Adjusted Scheduled Activity (UOA)		
	2016	2017	2018
April	25	83	229
May	1,039	343	1,599
June	1,411	2,287	1,977
July	2,186	3,419	2,660
August	2,624	3,897	3,449
September	3,151	4,068	3,828
October	3,499	4,145	3,917
November	3,687	4,166	4,012
December	3,744	4,216	4,114
January	3,849	4,228	4,138
February	3,921	4,247	4,236
March	3,989	4,248	4,243
April	4,308	4,252	
May	4,308	4,254	
June	4,310	4,254	

QUALITY (rolling 12 month period)	Contract Quantity	Contract Base Number	Contract *	Area Team	Region	England
% of all assessments that were assess and fit appliances (case starts)	196	297	66.0%	65.2%	57.8%	60.1%
% of all assessments that were assess and refuse	54	297	18.2%	7.6%	11.2%	11.3%
% of all assessments that were assess and review	47	297	15.8%	27.2%	31.0%	28.6%
% of case starts with a reported IOTN of 3 and Aesthetic Component of 5 or below	0	196	N/A	0.1%	0.1%	0.1%
% of case starts with a reported IOTN of 3 and Aesthetic Component of 6 or above	2	196	1.0%	3.4%	4.1%	4.1%
% of case starts with a reported IOTN of 4	173	196	88.3%	72.1%	76.4%	77.7%
% of case starts with a reported IOTN of 5	21	196	10.7%	15.6%	17.7%	16.8 %
% of concluded courses in receipt of dual-arch fixed appliances	137	276	49.6%	66.6%	69.8%	73.8%
% of concluded courses where treatment was abandoned or discontinued	50	276	18.1%	7.4%	8.3%	7.0%
% of patients satisfied with the treatment they have received	8	8	100.0%	97.8%	96.6%	96.0%

* Figures in italics indicate that the base number is less than 100.

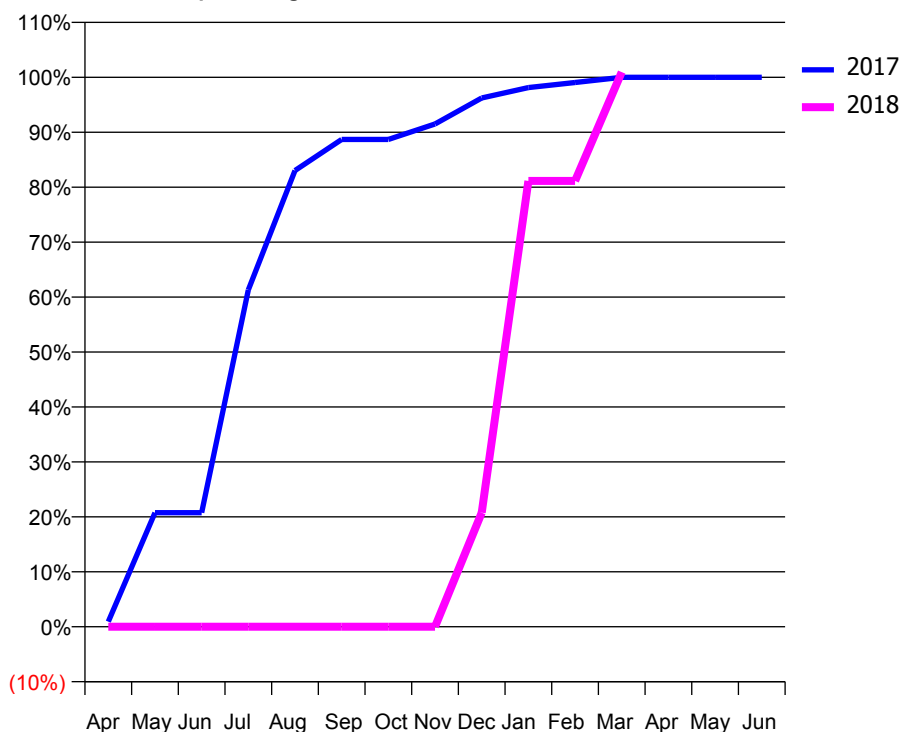
Q53 - Vital Signs Orthodontic At a Glance Contract Report for 179531/0001 - March 2018

Name or company name	Mr & Mrs Parvis	17/18 Contracted general activity (UDA)	14,510
Contract type name	GDS Contract	Carry forward general activity (UDA)	47
Purpose of contract	General and Orthodontic	17/18 Contracted orthodontic activity (UOA)	106
Contract start date	01/07/2013	Carry forward orthodontic activity (UOA)	0
Contract end date		Baseline contract value	£365,767.35

ACCESS	Contract	England and Wales
24 month ratio of assessments to patient IDs	1.00	1.04

ACTIVITY	Contract
Contract assess and fit appliances (case starts) as a percentage of Area Team case starts	0.1 %

Cumulative percentage of contracted UOA delivered 2017 & 2018



Month	Adjusted Scheduled Activity (UOA)		
	2016	2017	2018
April	0	1	0
May	21	22	0
June	42	22	0
July	43	65	0
August	47	88	0
September	47	94	0
October	47	94	0
November	68	97	0
December	89	102	22
January	99	104	86
February	105	105	86
March	106	106	107
April	107	106	
May	107	106	
June	107	106	

QUALITY (rolling 12 month period)

	Contract Quantity	Contract Base Number	Contract *	Area Team	Region	England
% of all assessments that were assess and fit appliances (case starts)	5	7	71.4%	65.2%	57.8%	60.1%
% of all assessments that were assess and refuse	1	7	14.3%	7.6%	11.2%	11.3%
% of all assessments that were assess and review	1	7	14.3%	27.2%	31.0%	28.6%
% of case starts with a reported IOTN of 3 and Aesthetic Component of 5 or below	0	5	N/A	0.1%	0.1%	0.1%
% of case starts with a reported IOTN of 3 and Aesthetic Component of 6 or above	1	5	20.0%	3.4%	4.1%	4.1%
% of case starts with a reported IOTN of 4	3	5	60.0%	72.1%	76.4%	77.7%
% of case starts with a reported IOTN of 5	1	5	20.0%	15.6%	17.7%	16.8 %
% of concluded courses in receipt of dual-arch fixed appliances	2	6	33.3%	66.6%	69.8%	73.8%
% of concluded courses where treatment was abandoned or discontinued	0	6	0.0%	7.4%	8.3%	7.0%
% of patients satisfied with the treatment they have received	0	0	N/A	97.8%	96.6%	96.0%

* Figures in italics indicate that the base number is less than 100.

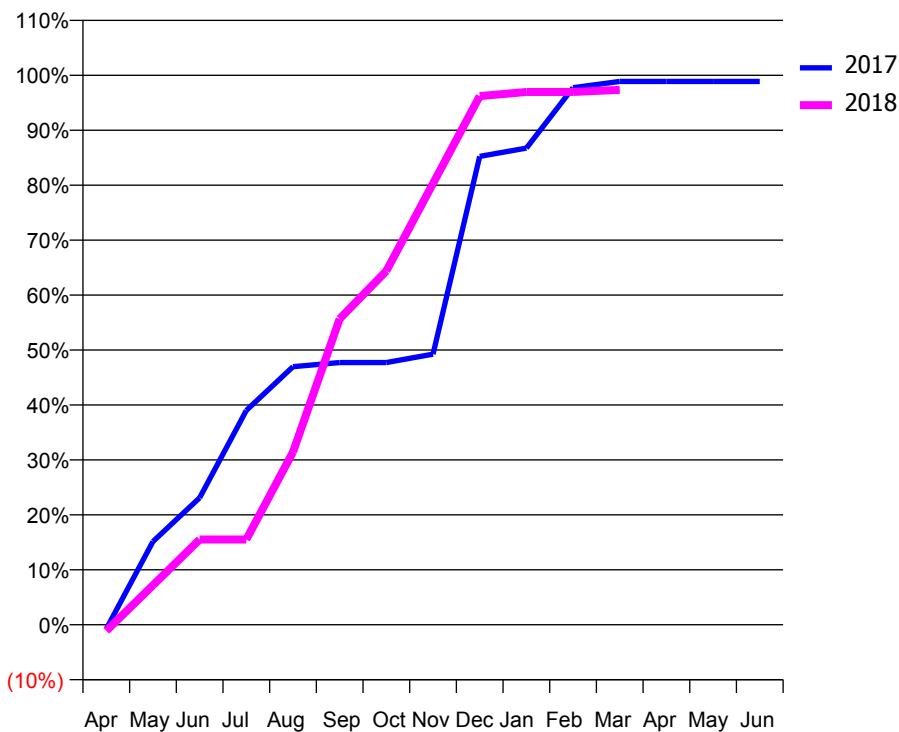
Q53 - Vital Signs Orthodontic At a Glance Contract Report for 179531/0002 - March 2018

Name or company name	Mr & Mrs Parvis	17/18 Contracted general activity (UDA)	16,334
Contract type name	GDS Contract	Carry forward general activity (UDA)	17
Purpose of contract	General and Orthodontic	17/18 Contracted orthodontic activity (UOA)	264
Contract start date	01/07/2013	Carry forward orthodontic activity (UOA)	3
Contract end date		Baseline contract value	£433,199.60

ACCESS	Contract	England and Wales
24 month ratio of assessments to patient IDs	1.00	1.04

ACTIVITY	Contract
Contract assess and fit appliances (case starts) as a percentage of Area Team case starts	0.2 %

Cumulative percentage of contracted UOA delivered 2017 & 2018



Month	Adjusted Scheduled Activity (UOA)		
	2016	2017	2018
April	4	-2	-3
May	46	40	19
June	47	61	41
July	47	103	41
August	47	124	83
September	47	126	147
October	48	126	170
November	70	130	212
December	70	225	254
January	91	229	256
February	175	258	256
March	261	261	257
April	262	261	
May	262	261	
June	262	261	

QUALITY (rolling 12 month period)

	Contract Quantity	Contract Base Number	Contract *	Area Team	Region	England
% of all assessments that were assess and fit appliances (case starts)	12	20	60.0%	65.2%	57.8%	60.1%
% of all assessments that were assess and refuse	1	20	5.0%	7.6%	11.2%	11.3%
% of all assessments that were assess and review	7	20	35.0%	27.2%	31.0%	28.6%
% of case starts with a reported IOTN of 3 and Aesthetic Component of 5 or below	0	12	N/A	0.1%	0.1%	0.1%
% of case starts with a reported IOTN of 3 and Aesthetic Component of 6 or above	1	12	8.3%	3.4%	4.1%	4.1%
% of case starts with a reported IOTN of 4	10	12	83.3%	72.1%	76.4%	77.7%
% of case starts with a reported IOTN of 5	1	12	8.3%	15.6%	17.7%	16.8 %
% of concluded courses in receipt of dual-arch fixed appliances	5	12	41.7%	66.6%	69.8%	73.8%
% of concluded courses where treatment was abandoned or discontinued	0	12	0.0%	7.4%	8.3%	7.0%
% of patients satisfied with the treatment they have received	0	0	N/A	97.8%	96.6%	96.0%

* Figures in italics indicate that the base number is less than 100.

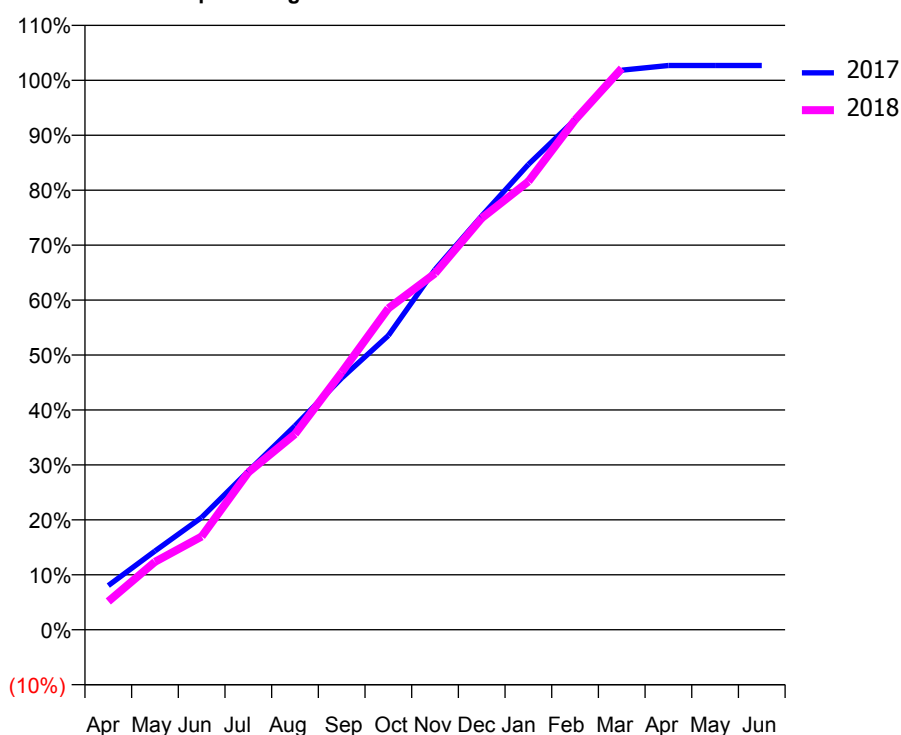
Q53 - Vital Signs Orthodontic At a Glance Contract Report for 193143/0002 - March 2018

Name or company name	Orthodontics for you (Bromsgrove) Limited	17/18 Contracted general activity (UDA)	0
Contract type name	PDS Contract	Carry forward general activity (UDA)	0
Purpose of contract	Orthodontic	17/18 Contracted orthodontic activity (UOA)	6,467
Contract start date	01/06/2007	Carry forward orthodontic activity (UOA)	-130
Contract end date	31/03/2019	Baseline contract value	£424,055.28

ACCESS	Contract	England and Wales
24 month ratio of assessments to patient IDs	1.07	1.04

ACTIVITY	Contract
Contract assess and fit appliances (case starts) as a percentage of Area Team case starts	4.2 %

Cumulative percentage of contracted UOA delivered 2017 & 2018



Month	Adjusted Scheduled Activity (UOA)		
	2016	2017	2018
April	358	520	334
May	779	927	800
June	932	1,322	1,098
July	2,009	1,867	1,853
August	2,681	2,401	2,303
September	3,405	2,962	3,030
October	4,199	3,462	3,783
November	4,649	4,240	4,194
December	5,218	4,870	4,844
January	5,548	5,477	5,275
February	6,310	6,004	6,000
March	6,604	6,586	6,608
April	6,701	6,640	
May	6,701	6,640	
June	6,701	6,640	

QUALITY (rolling 12 month period)

	Contract Quantity	Contract Base Number	Contract *	Area Team	Region	England
% of all assessments that were assess and fit appliances (case starts)	295	838	35.2%	65.2%	57.8%	60.1%
% of all assessments that were assess and refuse	109	838	13.0%	7.6%	11.2%	11.3%
% of all assessments that were assess and review	434	838	51.8%	27.2%	31.0%	28.6%
% of case starts with a reported IOTN of 3 and Aesthetic Component of 5 or below	0	295	N/A	0.1%	0.1%	0.1%
% of case starts with a reported IOTN of 3 and Aesthetic Component of 6 or above	15	295	5.1%	3.4%	4.1%	4.1%
% of case starts with a reported IOTN of 4	201	295	68.1%	72.1%	76.4%	77.7%
% of case starts with a reported IOTN of 5	65	295	22.0%	15.6%	17.7%	16.8 %
% of concluded courses in receipt of dual-arch fixed appliances	185	240	77.1%	66.6%	69.8%	73.8%
% of concluded courses where treatment was abandoned or discontinued	21	240	8.8%	7.4%	8.3%	7.0%
% of patients satisfied with the treatment they have received	5	5	100.0%	97.8%	96.6%	96.0%

* Figures in italics indicate that the base number is less than 100.

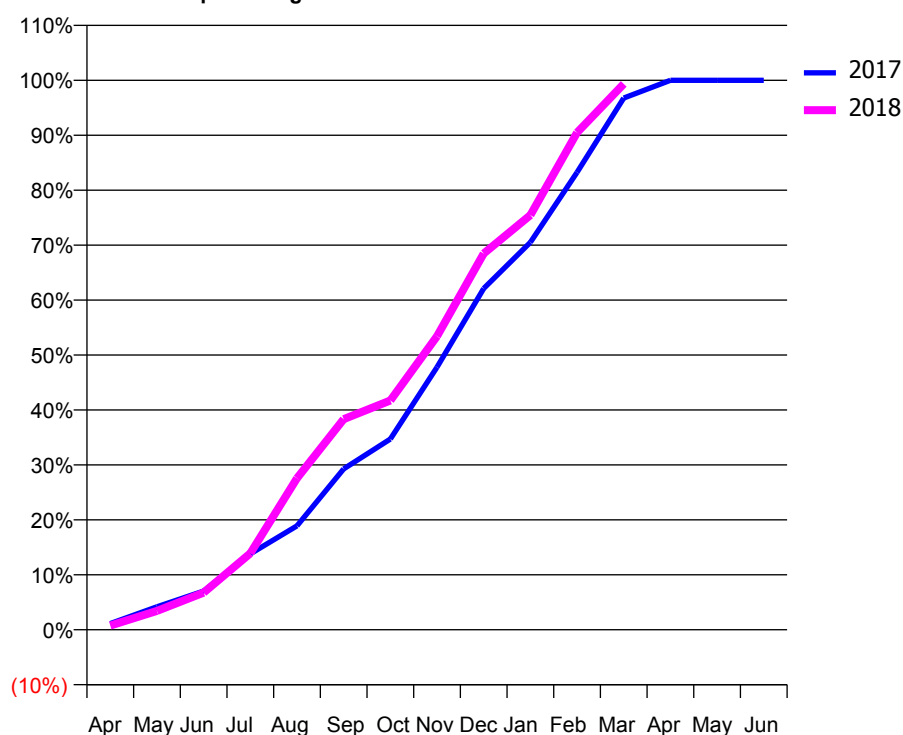
Q53 - Vital Signs Orthodontic At a Glance Contract Report for 198641/0001 - March 2018

Name or company name	Pinnacle Orthodontics	17/18 Contracted general activity (UDA)	0
Contract type name	PDS Contract	Carry forward general activity (UDA)	0
Purpose of contract	Orthodontic	17/18 Contracted orthodontic activity (UOA)	16,512
Contract start date	01/10/2012	Carry forward orthodontic activity (UOA)	0
Contract end date	31/03/2019	Baseline contract value	£1,121,152.49

ACCESS	Contract	England and Wales
24 month ratio of assessments to patient IDs	1.00	1.04

ACTIVITY	Contract
Contract assess and fit appliances (case starts) as a percentage of Area Team case starts	11.2 %

Cumulative percentage of contracted UOA delivered 2017 & 2018



Month	Adjusted Scheduled Activity (UOA)		
	2016	2017	2018
April	53	188	127
May	1,061	691	568
June	1,716	1,165	1,114
July	4,154	2,283	2,299
August	5,096	3,122	4,553
September	6,248	4,836	6,329
October	7,214	5,733	6,888
November	8,697	7,892	8,822
December	10,181	10,256	11,307
January	11,406	11,644	12,459
February	13,521	13,745	14,941
March	15,948	15,976	16,403
April	16,623	16,512	
May	16,623	16,512	
June	16,623	16,512	

QUALITY (rolling 12 month period)

	Contract Quantity	Contract Base Number	Contract *	Area Team	Region	England
% of all assessments that were assess and fit appliances (case starts)	785	1,362	57.6%	65.2%	57.8%	60.1%
% of all assessments that were assess and refuse	66	1,362	4.8%	7.6%	11.2%	11.3%
% of all assessments that were assess and review	511	1,362	37.5%	27.2%	31.0%	28.6%
% of case starts with a reported IOTN of 3 and Aesthetic Component of 5 or below	0	785	N/A	0.1%	0.1%	0.1%
% of case starts with a reported IOTN of 3 and Aesthetic Component of 6 or above	42	785	5.4%	3.4%	4.1%	4.1%
% of case starts with a reported IOTN of 4	618	785	78.7%	72.1%	76.4%	77.7%
% of case starts with a reported IOTN of 5	124	785	15.8%	15.6%	17.7%	16.8 %
% of concluded courses in receipt of dual-arch fixed appliances	445	500	89.0%	66.6%	69.8%	73.8%
% of concluded courses where treatment was abandoned or discontinued	30	500	6.0%	7.4%	8.3%	7.0%
% of patients satisfied with the treatment they have received	18	18	100.0%	97.8%	96.6%	96.0%

* Figures in italics indicate that the base number is less than 100.

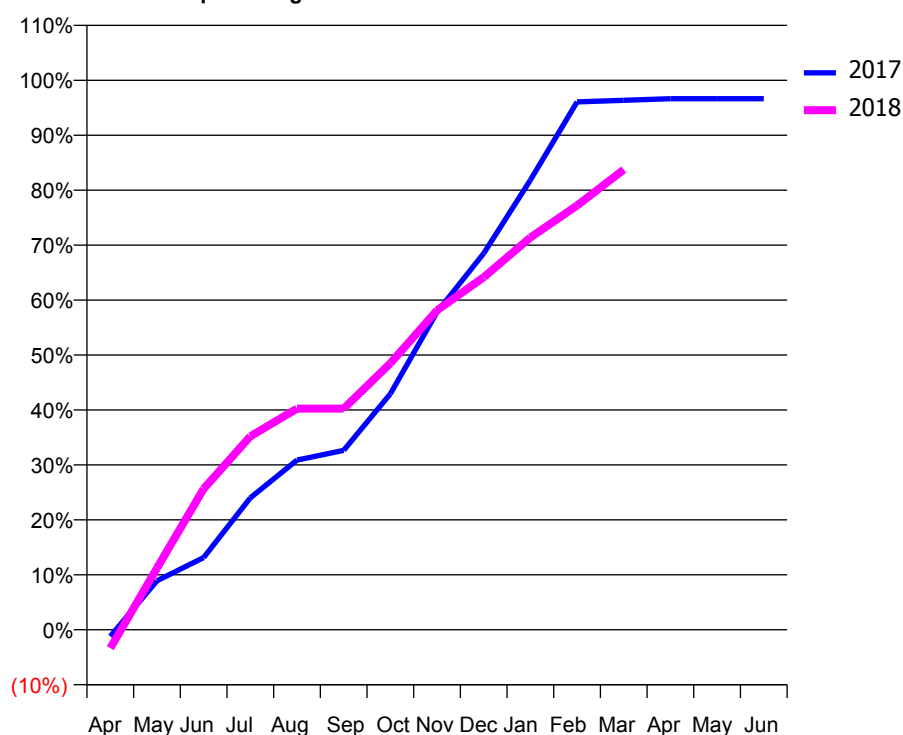
Q53 - Vital Signs Orthodontic At a Glance Contract Report for 239984/0001 - March 2018

Name or company name	Old Square Orthodontics Limited	17/18 Contracted general activity (UDA)	0
Contract type name	PDS Contract	Carry forward general activity (UDA)	0
Purpose of contract	Orthodontic	17/18 Contracted orthodontic activity (UOA)	2,716
Contract start date	01/04/2006	Carry forward orthodontic activity (UOA)	91
Contract end date	31/03/2019	Baseline contract value	£178,140.54

ACCESS	Contract	England and Wales
24 month ratio of assessments to patient IDs	1.00	1.04

ACTIVITY	Contract
Contract assess and fit appliances (case starts) as a percentage of Area Team case starts	1.6 %

Cumulative percentage of contracted UOA delivered 2017 & 2018



Month	Adjusted Scheduled Activity (UOA)		
	2016	2017	2018
April	0	-33	-91
May	0	242	305
June	192	357	697
July	1,028	652	956
August	1,785	839	1,093
September	1,785	887	1,093
October	2,061	1,166	1,317
November	2,344	1,570	1,579
December	2,565	1,860	1,742
January	2,565	2,223	1,939
February	2,640	2,609	2,097
March	2,668	2,617	2,274
April	2,669	2,625	
May	2,669	2,625	
June	2,669	2,625	

QUALITY (rolling 12 month period)

	Contract Quantity	Contract Base Number	Contract *	Area Team	Region	England
% of all assessments that were assess and fit appliances (case starts)	111	222	50.0%	65.2%	57.8%	60.1%
% of all assessments that were assess and refuse	21	222	9.5%	7.6%	11.2%	11.3%
% of all assessments that were assess and review	90	222	40.5%	27.2%	31.0%	28.6%
% of case starts with a reported IOTN of 3 and Aesthetic Component of 5 or below	0	111	N/A	0.1%	0.1%	0.1%
% of case starts with a reported IOTN of 3 and Aesthetic Component of 6 or above	0	111	N/A	3.4%	4.1%	4.1%
% of case starts with a reported IOTN of 4	94	111	84.7%	72.1%	76.4%	77.7%
% of case starts with a reported IOTN of 5	14	111	12.6%	15.6%	17.7%	16.8 %
% of concluded courses in receipt of dual-arch fixed appliances	1	84	1.2%	66.6%	69.8%	73.8%
% of concluded courses where treatment was abandoned or discontinued	1	84	1.2%	7.4%	8.3%	7.0%
% of patients satisfied with the treatment they have received	3	3	100.0%	97.8%	96.6%	96.0%

* Figures in italics indicate that the base number is less than 100.

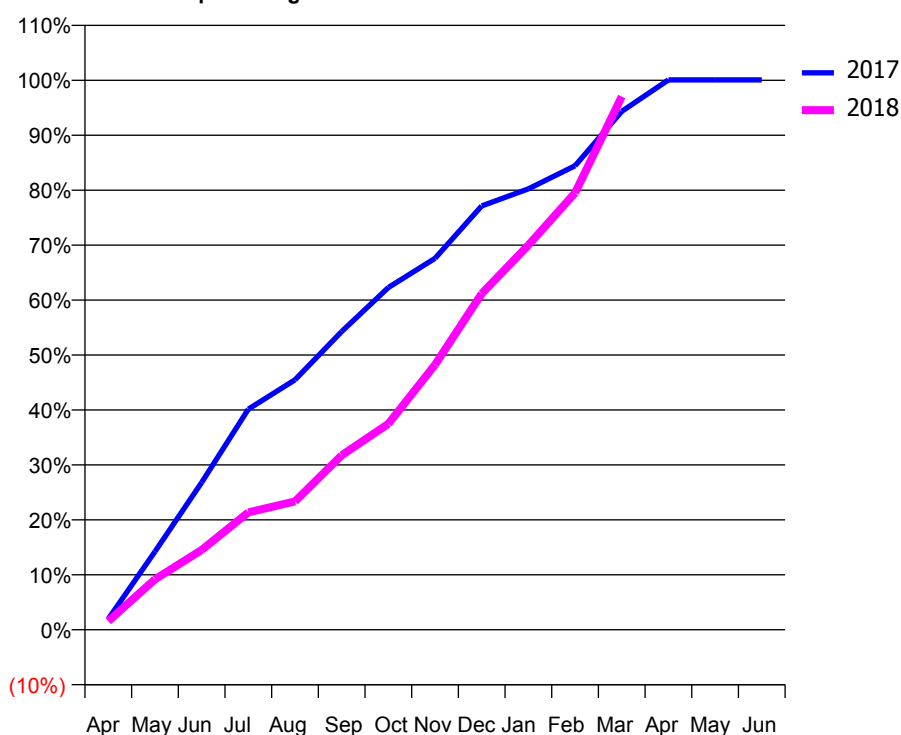
Q53 - Vital Signs Orthodontic At a Glance Contract Report for 243868/0006 - March 2018

Name or company name	HOLYWELL HOUSE ORTHODONTICS LIMITED	17/18 Contracted general activity (UDA)	0
Contract type name	PDS Contract	Carry forward general activity (UDA)	0
Purpose of contract	Orthodontic	17/18 Contracted orthodontic activity (UOA)	5,516
Contract start date	01/04/2007	Carry forward orthodontic activity (UOA)	-3
Contract end date	31/03/2018	Baseline contract value	£361,790.35

ACCESS	Contract	England and Wales
24 month ratio of assessments to patient IDs	1.01	1.04

ACTIVITY	Contract
Contract assess and fit appliances (case starts) as a percentage of Area Team case starts	3.9 %

Cumulative percentage of contracted UOA delivered 2017 & 2018



Month	Adjusted Scheduled Activity (UOA)		
	2016	2017	2018
April	134	109	87
May	995	785	507
June	1,461	1,478	801
July	2,049	2,215	1,179
August	2,706	2,509	1,288
September	3,231	2,994	1,751
October	3,567	3,435	2,068
November	4,050	3,729	2,660
December	4,491	4,254	3,374
January	4,743	4,426	3,861
February	5,121	4,658	4,386
March	5,688	5,204	5,352
April	5,688	5,519	
May	5,688	5,519	
June	5,688	5,519	

QUALITY (rolling 12 month period)

	Contract Quantity	Contract Base Number	Contract *	Area Team	Region	England
% of all assessments that were assess and fit appliances (case starts)	274	279	98.2%	65.2%	57.8%	60.1%
% of all assessments that were assess and refuse	0	279	0.0%	7.6%	11.2%	11.3%
% of all assessments that were assess and review	5	279	1.8%	27.2%	31.0%	28.6%
% of case starts with a reported IOTN of 3 and Aesthetic Component of 5 or below	0	274	N/A	0.1%	0.1%	0.1%
% of case starts with a reported IOTN of 3 and Aesthetic Component of 6 or above	0	274	N/A	3.4%	4.1%	4.1%
% of case starts with a reported IOTN of 4	221	274	80.7%	72.1%	76.4%	77.7%
% of case starts with a reported IOTN of 5	52	274	19.0%	15.6%	17.7%	16.8 %
% of concluded courses in receipt of dual-arch fixed appliances	21	231	9.1%	66.6%	69.8%	73.8%
% of concluded courses where treatment was abandoned or discontinued	16	231	6.9%	7.4%	8.3%	7.0%
% of patients satisfied with the treatment they have received	7	7	100.0%	97.8%	96.6%	96.0%

* Figures in italics indicate that the base number is less than 100.

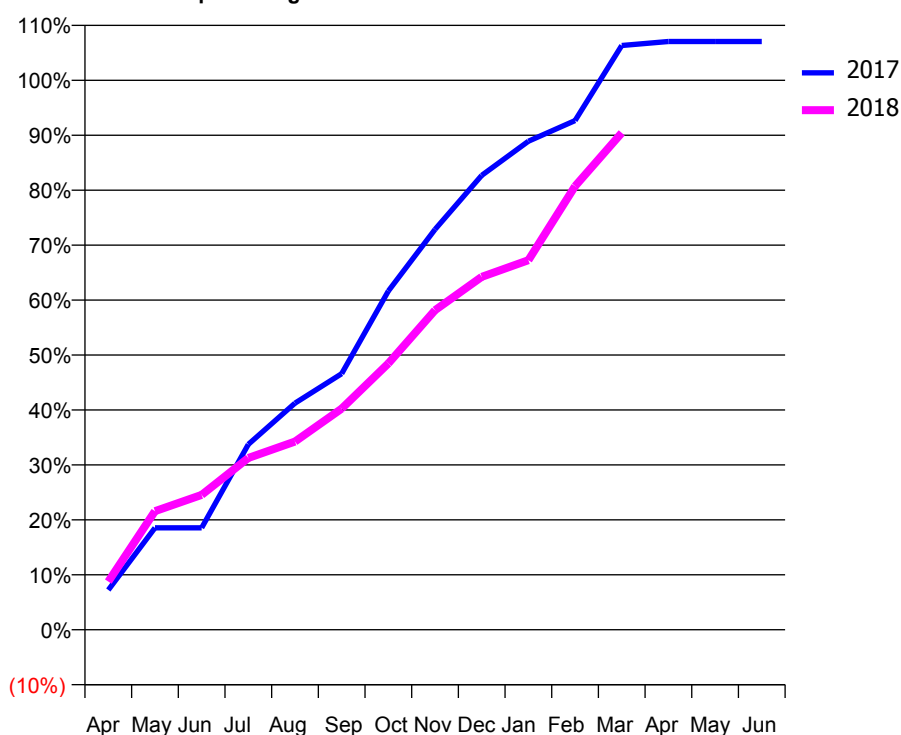
Q53 - Vital Signs Orthodontic At a Glance Contract Report for 243868/0009 - March 2018

Name or company name	HOLYWELL HOUSE ORTHODONTICS LIMITED	17/18 Contracted general activity (UDA)	0
Contract type name	PDS Contract	Carry forward general activity (UDA)	0
Purpose of contract	Orthodontic	17/18 Contracted orthodontic activity (UOA)	2,818
Contract start date	01/10/2008	Carry forward orthodontic activity (UOA)	-57
Contract end date	31/03/2018	Baseline contract value	£184,830.54

ACCESS	Contract	England and Wales
24 month ratio of assessments to patient IDs	1.00	1.04

ACTIVITY	Contract
Contract assess and fit appliances (case starts) as a percentage of Area Team case starts	1.7 %

Cumulative percentage of contracted UOA delivered 2017 & 2018



Month	Adjusted Scheduled Activity (UOA)		
	2016	2017	2018
April	66	204	247
May	300	523	608
June	406	523	692
July	681	951	881
August	873	1,162	965
September	1,199	1,313	1,134
October	1,540	1,737	1,366
November	2,046	2,053	1,639
December	2,257	2,330	1,810
January	2,299	2,505	1,895
February	2,387	2,611	2,275
March	2,875	2,996	2,548
April	3,045	3,017	
May	3,045	3,017	
June	3,045	3,017	

QUALITY (rolling 12 month period)

	Contract Quantity	Contract Base Number	Contract *	Area Team	Region	England
% of all assessments that were assess and fit appliances (case starts)	119	128	93.0%	65.2%	57.8%	60.1%
% of all assessments that were assess and refuse	0	128	0.0%	7.6%	11.2%	11.3%
% of all assessments that were assess and review	9	128	7.0%	27.2%	31.0%	28.6%
% of case starts with a reported IOTN of 3 and Aesthetic Component of 5 or below	0	119	N/A	0.1%	0.1%	0.1%
% of case starts with a reported IOTN of 3 and Aesthetic Component of 6 or above	0	119	N/A	3.4%	4.1%	4.1%
% of case starts with a reported IOTN of 4	92	119	77.3%	72.1%	76.4%	77.7%
% of case starts with a reported IOTN of 5	27	119	22.7%	15.6%	17.7%	16.8 %
% of concluded courses in receipt of dual-arch fixed appliances	3	131	2.3%	66.6%	69.8%	73.8%
% of concluded courses where treatment was abandoned or discontinued	9	131	6.9%	7.4%	8.3%	7.0%
% of patients satisfied with the treatment they have received	4	4	100.0%	97.8%	96.6%	96.0%

* Figures in italics indicate that the base number is less than 100.

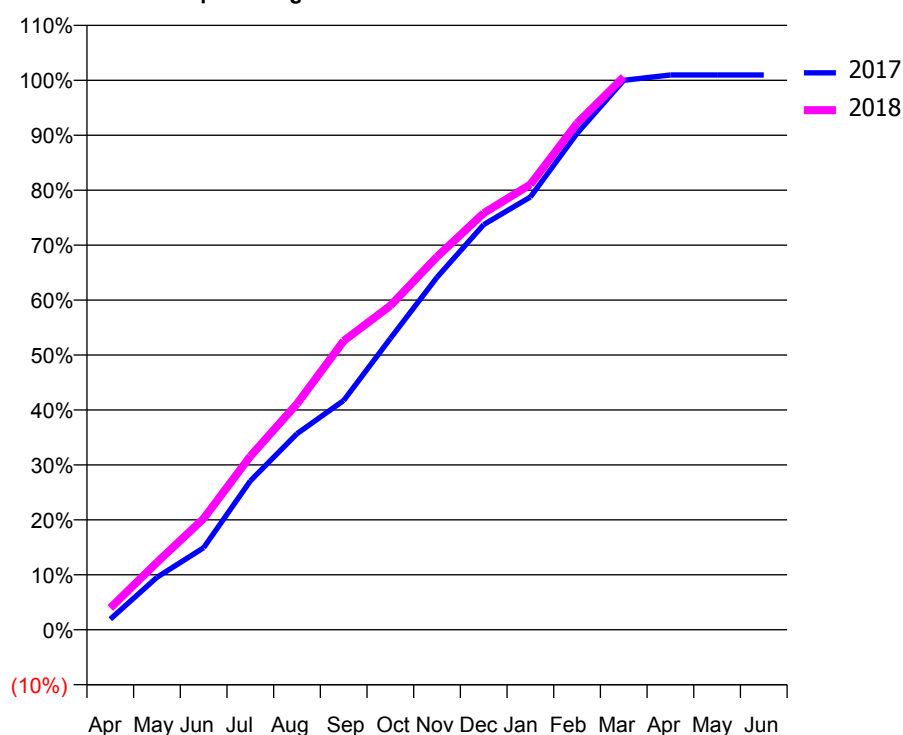
Q53 - Vital Signs Orthodontic At a Glance Contract Report for 274895/0001 - March 2018

Name or company name	Accessible Orthodontics (AD) Ltd	17/18 Contracted general activity (UDA)	0
Contract type name	PDS Contract	Carry forward general activity (UDA)	0
Purpose of contract	Orthodontic	17/18 Contracted orthodontic activity (UOA)	17,407
Contract start date	01/04/2006	Carry forward orthodontic activity (UOA)	-167
Contract end date	31/03/2019	Baseline contract value	£1,141,712.25

ACCESS	Contract	England and Wales
24 month ratio of assessments to patient IDs	1.02	1.04

ACTIVITY	Contract
Contract assess and fit appliances (case starts) as a percentage of Area Team case starts	11.6 %

Cumulative percentage of contracted UOA delivered 2017 & 2018



Month	Adjusted Scheduled Activity (UOA)		
	2016	2017	2018
April	784	336	690
May	2,268	1,662	2,135
June	3,526	2,600	3,523
July	5,819	4,716	5,498
August	7,115	6,212	7,157
September	8,543	7,265	9,152
October	10,223	9,229	10,265
November	11,777	11,165	11,819
December	12,659	12,837	13,199
January	13,163	13,710	14,108
February	15,297	15,726	16,044
March	16,710	17,406	17,512
April	17,533	17,574	
May	17,554	17,574	
June	17,575	17,574	

QUALITY (rolling 12 month period)

	Contract Quantity	Contract Base Number	Contract *	Area Team	Region	England
% of all assessments that were assess and fit appliances (case starts)	813	1,253	64.9%	65.2%	57.8%	60.1%
% of all assessments that were assess and refuse	0	1,253	0.0%	7.6%	11.2%	11.3%
% of all assessments that were assess and review	440	1,253	35.1%	27.2%	31.0%	28.6%
% of case starts with a reported IOTN of 3 and Aesthetic Component of 5 or below	0	813	N/A	0.1%	0.1%	0.1%
% of case starts with a reported IOTN of 3 and Aesthetic Component of 6 or above	33	813	4.1%	3.4%	4.1%	4.1%
% of case starts with a reported IOTN of 4	646	813	79.5%	72.1%	76.4%	77.7%
% of case starts with a reported IOTN of 5	134	813	16.5%	15.6%	17.7%	16.8 %
% of concluded courses in receipt of dual-arch fixed appliances	663	670	99.0%	66.6%	69.8%	73.8%
% of concluded courses where treatment was abandoned or discontinued	4	670	0.6%	7.4%	8.3%	7.0%
% of patients satisfied with the treatment they have received	23	23	100.0%	97.8%	96.6%	96.0%

* Figures in italics indicate that the base number is less than 100.

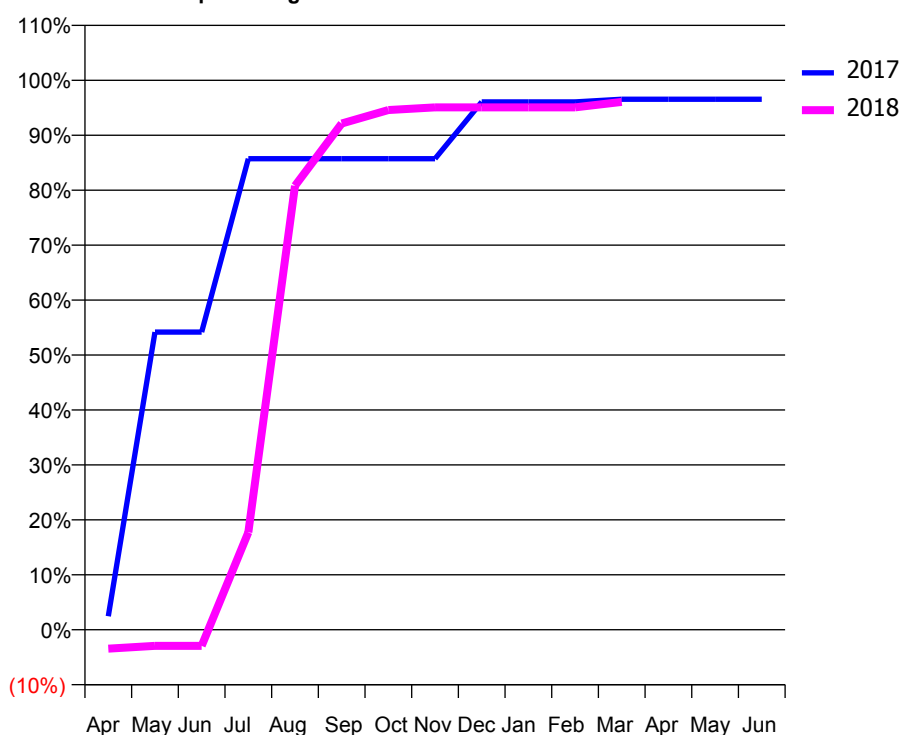
Q53 - Vital Signs Orthodontic At a Glance Contract Report for 325708/0006 - March 2018

Name or company name	Balbir S Bhandal, Amrik S Bhandal & Baljit S Bhandal	17/18 Contracted general activity (UDA)	23,158
Contract type name	GDS Contract	Carry forward general activity (UDA)	-58
Purpose of contract	General and Orthodontic	17/18 Contracted orthodontic activity (UOA)	203
Contract start date	01/04/2006	Carry forward orthodontic activity (UOA)	7
Contract end date		Baseline contract value	£555,416.65

ACCESS	Contract	England and Wales
24 month ratio of assessments to patient IDs	1.05	1.04

ACTIVITY	Contract
Contract assess and fit appliances (case starts) as a percentage of Area Team case starts	0.1 %

Cumulative percentage of contracted UOA delivered 2017 & 2018



Month	Adjusted Scheduled Activity (UOA)		
	2016	2017	2018
April	0	5	-7
May	14	110	-6
June	14	110	-6
July	83	174	36
August	127	174	164
September	127	174	187
October	127	174	192
November	128	174	193
December	128	195	193
January	128	195	193
February	212	195	193
March	212	196	195
April	212	196	
May	212	196	
June	212	196	

QUALITY (rolling 12 month period)

	Contract Quantity	Contract Base Number	Contract *	Area Team	Region	England
% of all assessments that were assess and fit appliances (case starts)	9	20	45.0%	65.2%	57.8%	60.1%
% of all assessments that were assess and refuse	4	20	20.0%	7.6%	11.2%	11.3%
% of all assessments that were assess and review	7	20	35.0%	27.2%	31.0%	28.6%
% of case starts with a reported IOTN of 3 and Aesthetic Component of 5 or below	0	9	<i>N/A</i>	0.1%	0.1%	0.1%
% of case starts with a reported IOTN of 3 and Aesthetic Component of 6 or above	0	9	<i>N/A</i>	3.4%	4.1%	4.1%
% of case starts with a reported IOTN of 4	8	9	88.9%	72.1%	76.4%	77.7%
% of case starts with a reported IOTN of 5	1	9	11.1%	15.6%	17.7%	16.8 %
% of concluded courses in receipt of dual-arch fixed appliances	4	8	50.0%	66.6%	69.8%	73.8%
% of concluded courses where treatment was abandoned or discontinued	4	8	50.0%	7.4%	8.3%	7.0%
% of patients satisfied with the treatment they have received	1	1	100.0%	97.8%	96.6%	96.0%

* Figures in italics indicate that the base number is less than 100.

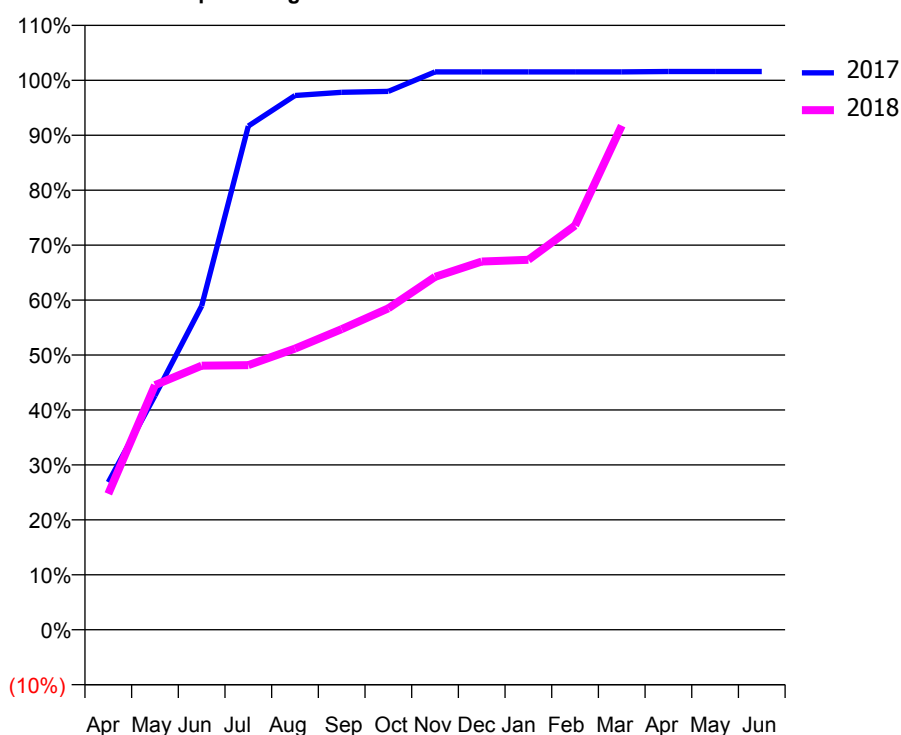
Q53 - Vital Signs Orthodontic At a Glance Contract Report for 574422/0001 - March 2018

Name or company name	MR R OSMAN	17/18 Contracted general activity (UDA)	5,528
Contract type name	GDS Contract	Carry forward general activity (UDA)	209
Purpose of contract	General and Orthodontic	17/18 Contracted orthodontic activity (UOA)	1,188
Contract start date	01/04/2006	Carry forward orthodontic activity (UOA)	-19
Contract end date		Baseline contract value	£208,225.75

ACCESS	Contract	England and Wales
24 month ratio of assessments to patient IDs	1.14	1.04

ACTIVITY	Contract
Contract assess and fit appliances (case starts) as a percentage of Area Team case starts	0.7 %

Cumulative percentage of contracted UOA delivered 2017 & 2018



Month	Adjusted Scheduled Activity (UOA)		
	2016	2017	2018
April	46	319	294
May	267	506	529
June	363	700	571
July	573	1,089	572
August	620	1,155	608
September	732	1,162	650
October	804	1,164	695
November	875	1,206	763
December	1,047	1,206	796
January	1,118	1,206	800
February	1,166	1,206	874
March	1,188	1,206	1,090
April	1,189	1,207	
May	1,190	1,207	
June	1,191	1,207	

QUALITY (rolling 12 month period)

	Contract Quantity	Contract Base Number	Contract *	Area Team	Region	England
% of all assessments that were assess and fit appliances (case starts)	50	130	38.5%	65.2%	57.8%	60.1%
% of all assessments that were assess and refuse	10	130	7.7%	7.6%	11.2%	11.3%
% of all assessments that were assess and review	70	130	53.8%	27.2%	31.0%	28.6%
% of case starts with a reported IOTN of 3 and Aesthetic Component of 5 or below	1	50	2.0%	0.1%	0.1%	0.1%
% of case starts with a reported IOTN of 3 and Aesthetic Component of 6 or above	1	50	2.0%	3.4%	4.1%	4.1%
% of case starts with a reported IOTN of 4	46	50	92.0%	72.1%	76.4%	77.7%
% of case starts with a reported IOTN of 5	2	50	4.0%	15.6%	17.7%	16.8 %
% of concluded courses in receipt of dual-arch fixed appliances	36	46	78.3%	66.6%	69.8%	73.8%
% of concluded courses where treatment was abandoned or discontinued	4	46	8.7%	7.4%	8.3%	7.0%
% of patients satisfied with the treatment they have received	1	1	100.0%	97.8%	96.6%	96.0%

* Figures in italics indicate that the base number is less than 100.

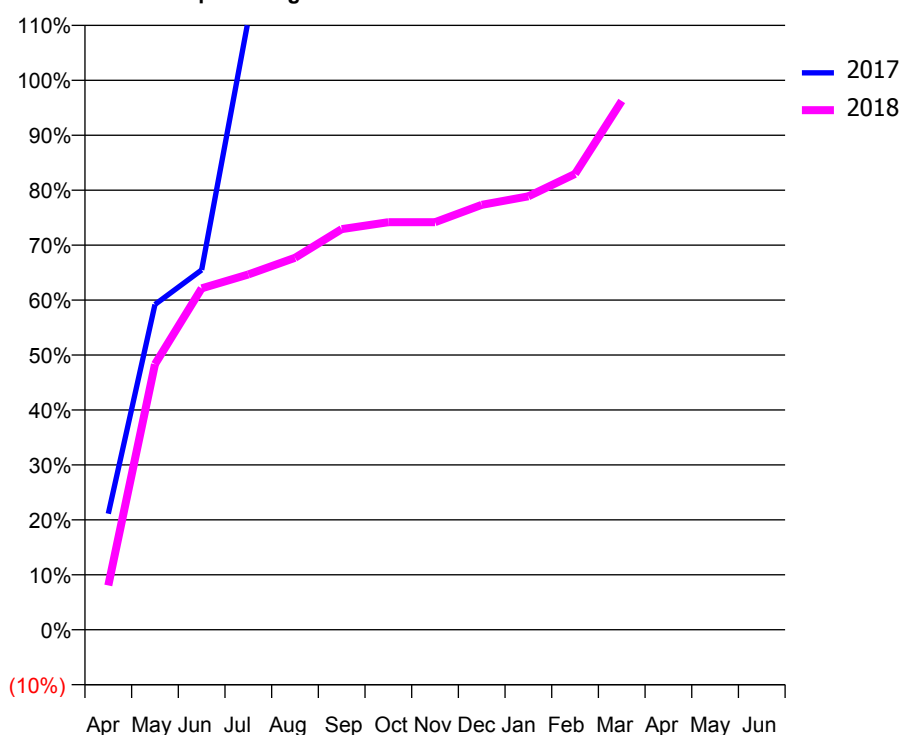
Q53 - Vital Signs Orthodontic At a Glance Contract Report for 574422/0002 - March 2018

Name or company name	MR R OSMAN	17/18 Contracted general activity (UDA)	30,693
Contract type name	GDS Contract	Carry forward general activity (UDA)	0
Purpose of contract	General and Orthodontic	17/18 Contracted orthodontic activity (UOA)	1,672
Contract start date	01/04/2006	Carry forward orthodontic activity (UOA)	0
Contract end date		Baseline contract value	£898,178.07

ACCESS	Contract	England and Wales
24 month ratio of assessments to patient IDs	1.03	1.04

ACTIVITY	Contract
Contract assess and fit appliances (case starts) as a percentage of Area Team case starts	1.1 %

Cumulative percentage of contracted UOA delivered 2017 & 2018



Month	Adjusted Scheduled Activity (UOA)		
	2016	2017	2018
April	152	353	135
May	378	990	808
June	573	1,095	1,039
July	1,193	1,856	1,081
August	1,265	1,898	1,132
September	1,607	1,920	1,219
October	1,609	1,920	1,240
November	1,614	1,920	1,240
December	1,658	1,920	1,293
January	1,684	1,920	1,319
February	1,684	1,920	1,387
March	1,684	1,920	1,609
April	1,684	1,920	
May	1,684	1,920	
June	1,684	1,921	

QUALITY (rolling 12 month period)

	Contract Quantity	Contract Base Number	Contract *	Area Team	Region	England
% of all assessments that were assess and fit appliances (case starts)	79	200	39.5%	65.2%	57.8%	60.1%
% of all assessments that were assess and refuse	31	200	15.5%	7.6%	11.2%	11.3%
% of all assessments that were assess and review	90	200	45.0%	27.2%	31.0%	28.6%
% of case starts with a reported IOTN of 3 and Aesthetic Component of 5 or below	1	79	1.3%	0.1%	0.1%	0.1%
% of case starts with a reported IOTN of 3 and Aesthetic Component of 6 or above	3	79	3.8%	3.4%	4.1%	4.1%
% of case starts with a reported IOTN of 4	65	79	82.3%	72.1%	76.4%	77.7%
% of case starts with a reported IOTN of 5	7	79	8.9%	15.6%	17.7%	16.8 %
% of concluded courses in receipt of dual-arch fixed appliances	59	95	62.1%	66.6%	69.8%	73.8%
% of concluded courses where treatment was abandoned or discontinued	29	95	30.5%	7.4%	8.3%	7.0%
% of patients satisfied with the treatment they have received	6	6	100.0%	97.8%	96.6%	96.0%

* Figures in italics indicate that the base number is less than 100.

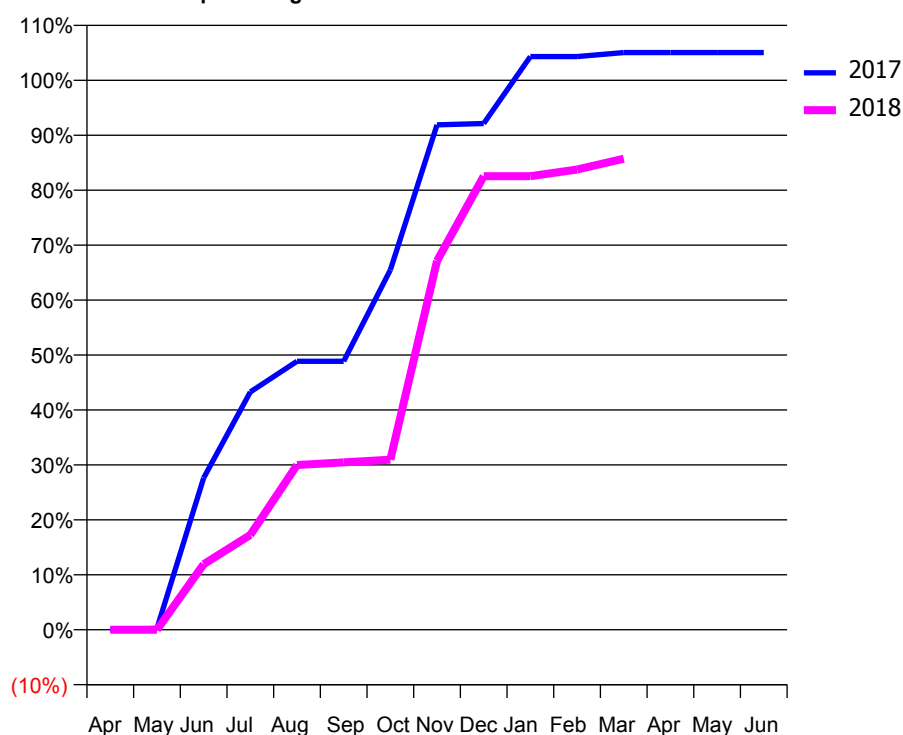
Q53 - Vital Signs Orthodontic At a Glance Contract Report for 619744/0006 - March 2018

Name or company name	MR AM WILLIAMS	17/18 Contracted general activity (UDA)	7,452
Contract type name	GDS Contract	Carry forward general activity (UDA)	0
Purpose of contract	General and Orthodontic	17/18 Contracted orthodontic activity (UOA)	409
Contract start date	02/07/2012	Carry forward orthodontic activity (UOA)	0
Contract end date		Baseline contract value	£180,651.20

ACCESS	Contract	England and Wales
24 month ratio of assessments to patient IDs	1.12	1.04

ACTIVITY	Contract
Contract assess and fit appliances (case starts) as a percentage of Area Team case starts	0.2 %

Cumulative percentage of contracted UOA delivered 2017 & 2018



Month	Adjusted Scheduled Activity (UOA)		
	2016	2017	2018
April	0	0	0
May	21	1	0
June	21	113	49
July	45	177	71
August	111	200	123
September	111	200	125
October	156	268	127
November	198	376	275
December	241	377	338
January	243	427	338
February	311	427	343
March	417	430	351
April	418	430	
May	418	430	
June	418	430	

QUALITY (rolling 12 month period)	Contract Quantity	Contract Base Number	Contract *	Area Team	Region	England
% of all assessments that were assess and fit appliances (case starts)	16	46	34.8%	65.2%	57.8%	60.1%
% of all assessments that were assess and refuse	5	46	10.9%	7.6%	11.2%	11.3%
% of all assessments that were assess and review	25	46	54.3%	27.2%	31.0%	28.6%
% of case starts with a reported IOTN of 3 and Aesthetic Component of 5 or below	0	16	<i>N/A</i>	0.1%	0.1%	0.1%
% of case starts with a reported IOTN of 3 and Aesthetic Component of 6 or above	1	16	6.3%	3.4%	4.1%	4.1%
% of case starts with a reported IOTN of 4	14	16	87.5%	72.1%	76.4%	77.7%
% of case starts with a reported IOTN of 5	1	16	6.3%	15.6%	17.7%	16.8 %
% of concluded courses in receipt of dual-arch fixed appliances	6	6	100.0%	66.6%	69.8%	73.8%
% of concluded courses where treatment was abandoned or discontinued	0	6	0.0%	7.4%	8.3%	7.0%
% of patients satisfied with the treatment they have received	1	1	100.0%	97.8%	96.6%	96.0%

* Figures in italics indicate that the base number is less than 100.

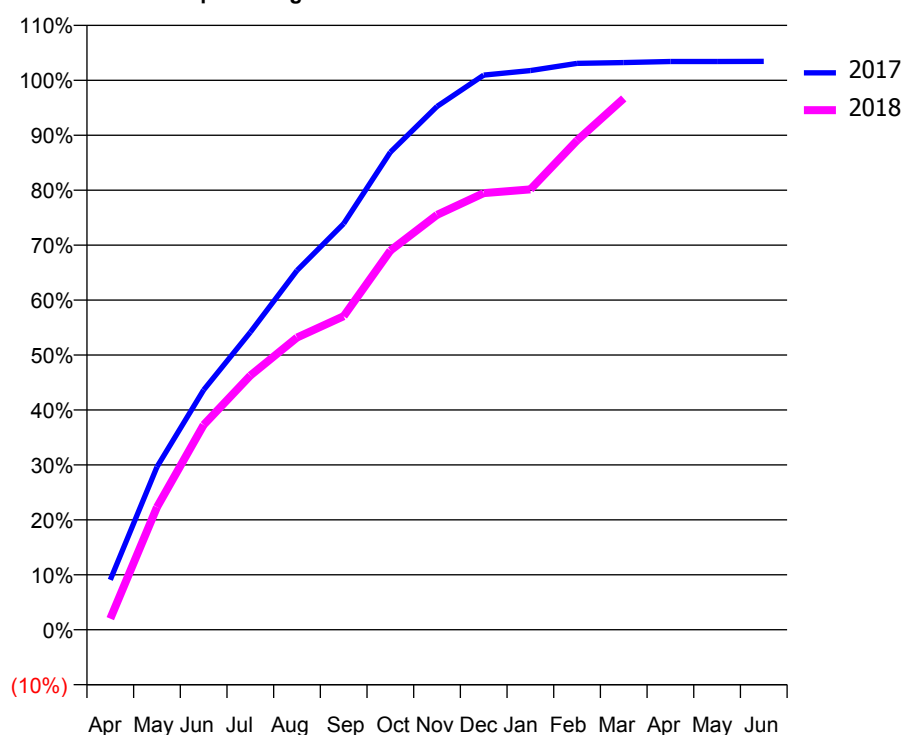
Q53 - Vital Signs Orthodontic At a Glance Contract Report for 732052/0003 - March 2018

Name or company name	Balbir S Bhandal, Amrik S Bhandal & Baljit S Bhandal	17/18 Contracted general activity (UDA)	100,734
Contract type name	GDS Contract	Carry forward general activity (UDA)	489
Purpose of contract	General and Orthodontic	17/18 Contracted orthodontic activity (UOA)	3,423
Contract start date	01/04/2006	Carry forward orthodontic activity (UOA)	-69
Contract end date		Baseline contract value	£2,949,536.28

ACCESS	Contract	England and Wales
24 month ratio of assessments to patient IDs	1.03	1.04

ACTIVITY	Contract
Contract assess and fit appliances (case starts) as a percentage of Area Team case starts	2.1 %

Cumulative percentage of contracted UOA delivered 2017 & 2018



Month	Adjusted Scheduled Activity (UOA)		
	2016	2017	2018
April	404	311	69
May	497	1,015	764
June	1,685	1,494	1,276
July	2,048	1,854	1,584
August	2,333	2,238	1,820
September	2,637	2,530	1,953
October	2,787	2,975	2,362
November	3,029	3,260	2,585
December	3,228	3,455	2,720
January	3,336	3,483	2,743
February	3,451	3,528	3,048
March	3,626	3,533	3,310
April	3,648	3,540	
May	3,648	3,540	
June	3,648	3,541	

QUALITY (rolling 12 month period)

	Contract Quantity	Contract Base Number	Contract *	Area Team	Region	England
% of all assessments that were assess and fit appliances (case starts)	150	236	63.6%	65.2%	57.8%	60.1%
% of all assessments that were assess and refuse	12	236	5.1%	7.6%	11.2%	11.3%
% of all assessments that were assess and review	74	236	31.4%	27.2%	31.0%	28.6%
% of case starts with a reported IOTN of 3 and Aesthetic Component of 5 or below	0	150	N/A	0.1%	0.1%	0.1%
% of case starts with a reported IOTN of 3 and Aesthetic Component of 6 or above	9	150	6.0%	3.4%	4.1%	4.1%
% of case starts with a reported IOTN of 4	115	150	76.7%	72.1%	76.4%	77.7%
% of case starts with a reported IOTN of 5	26	150	17.3%	15.6%	17.7%	16.8 %
% of concluded courses in receipt of dual-arch fixed appliances	99	130	76.2%	66.6%	69.8%	73.8%
% of concluded courses where treatment was abandoned or discontinued	25	130	19.2%	7.4%	8.3%	7.0%
% of patients satisfied with the treatment they have received	3	3	100.0%	97.8%	96.6%	96.0%

* Figures in italics indicate that the base number is less than 100.

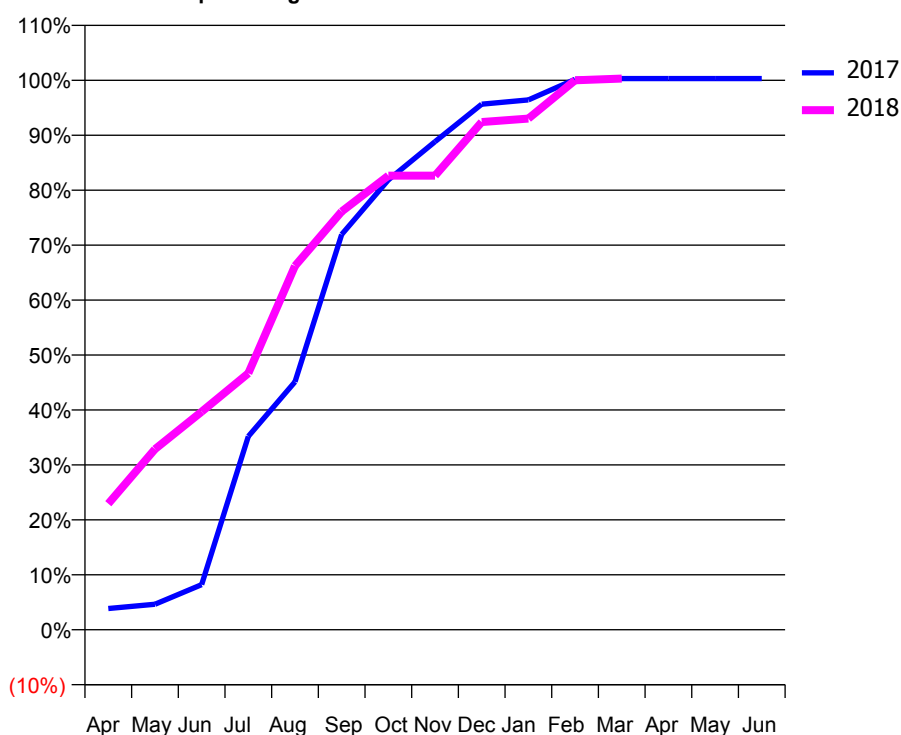
Q53 - Vital Signs Orthodontic At a Glance Contract Report for 740179/0001 - March 2018

Name or company name	MR JC ALLEN	17/18 Contracted general activity (UDA)	28,247
Contract type name	GDS Contract	Carry forward general activity (UDA)	-8
Purpose of contract	General and Orthodontic	17/18 Contracted orthodontic activity (UOA)	645
Contract start date	01/04/2006	Carry forward orthodontic activity (UOA)	0
Contract end date		Baseline contract value	£928,659.78

ACCESS	Contract	England and Wales
24 month ratio of assessments to patient IDs	1.04	1.04

ACTIVITY	Contract
Contract assess and fit appliances (case starts) as a percentage of Area Team case starts	0.4 %

Cumulative percentage of contracted UOA delivered 2017 & 2018



Month	Adjusted Scheduled Activity (UOA)		
	2016	2017	2018
April	1	25	148
May	66	30	212
June	116	53	256
July	139	227	301
August	228	291	427
September	272	464	491
October	337	528	533
November	468	573	533
December	599	617	596
January	602	622	600
February	624	646	645
March	645	647	647
April	645	647	
May	645	647	
June	645	647	

QUALITY (rolling 12 month period)

	Contract Quantity	Contract Base Number	Contract *	Area Team	Region	England
% of all assessments that were assess and fit appliances (case starts)	30	47	63.8%	65.2%	57.8%	60.1%
% of all assessments that were assess and refuse	3	47	6.4%	7.6%	11.2%	11.3%
% of all assessments that were assess and review	14	47	29.8%	27.2%	31.0%	28.6%
% of case starts with a reported IOTN of 3 and Aesthetic Component of 5 or below	0	30	N/A	0.1%	0.1%	0.1%
% of case starts with a reported IOTN of 3 and Aesthetic Component of 6 or above	2	30	6.7%	3.4%	4.1%	4.1%
% of case starts with a reported IOTN of 4	24	30	80.0%	72.1%	76.4%	77.7%
% of case starts with a reported IOTN of 5	4	30	13.3%	15.6%	17.7%	16.8 %
% of concluded courses in receipt of dual-arch fixed appliances	21	23	91.3%	66.6%	69.8%	73.8%
% of concluded courses where treatment was abandoned or discontinued	2	23	8.7%	7.4%	8.3%	7.0%
% of patients satisfied with the treatment they have received	1	1	100.0%	97.8%	96.6%	96.0%

* Figures in italics indicate that the base number is less than 100.

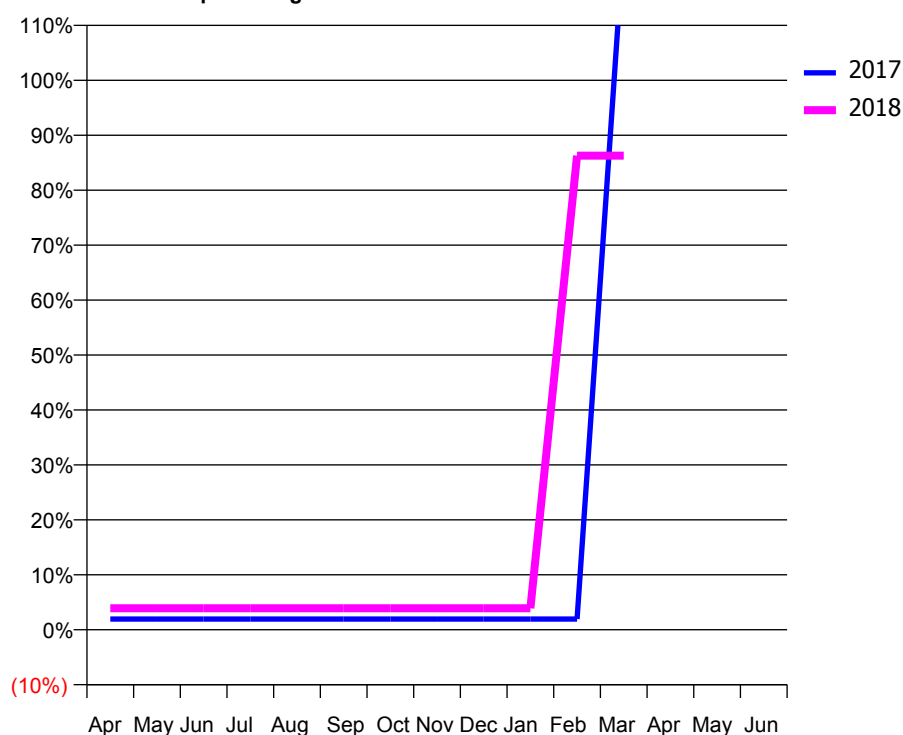
Q53 - Vital Signs Orthodontic At a Glance Contract Report for 794643/0002 - March 2018

Name or company name	MR W SIDHU	17/18 Contracted general activity (UDA)	6,301
Contract type name	GDS Contract	Carry forward general activity (UDA)	0
Purpose of contract	General and Orthodontic	17/18 Contracted orthodontic activity (UOA)	51
Contract start date	03/01/2012	Carry forward orthodontic activity (UOA)	-2
Contract end date		Baseline contract value	£160,600.76

ACCESS	Contract	England and Wales
24 month ratio of assessments to patient IDs	1.00	1.04

ACTIVITY	Contract
Contract assess and fit appliances (case starts) as a percentage of Area Team case starts	0.0 %

Cumulative percentage of contracted UOA delivered 2017 & 2018



Month	Adjusted Scheduled Activity (UOA)		
	2016	2017	2018
April	0	1	2
May	0	1	2
June	0	1	2
July	0	1	2
August	0	1	2
September	0	1	2
October	0	1	2
November	0	1	2
December	0	1	2
January	63	1	2
February	63	1	44
March	63	64	44
April	63	64	
May	63	64	
June	63	64	

QUALITY (rolling 12 month period)

	Contract Quantity	Contract Base Number	Contract *	Area Team	Region	England
% of all assessments that were assess and fit appliances (case starts)	2	2	100.0%	65.2%	57.8%	60.1%
% of all assessments that were assess and refuse	0	2	0.0%	7.6%	11.2%	11.3%
% of all assessments that were assess and review	0	2	0.0%	27.2%	31.0%	28.6%
% of case starts with a reported IOTN of 3 and Aesthetic Component of 5 or below	0	2	N/A	0.1%	0.1%	0.1%
% of case starts with a reported IOTN of 3 and Aesthetic Component of 6 or above	0	2	N/A	3.4%	4.1%	4.1%
% of case starts with a reported IOTN of 4	2	2	100.0%	72.1%	76.4%	77.7%
% of case starts with a reported IOTN of 5	0	2	N/A	15.6%	17.7%	16.8 %
% of concluded courses in receipt of dual-arch fixed appliances	0	1	N/A	66.6%	69.8%	73.8%
% of concluded courses where treatment was abandoned or discontinued	0	1	0.0%	7.4%	8.3%	7.0%
% of patients satisfied with the treatment they have received	0	0	N/A	97.8%	96.6%	96.0%

* Figures in italics indicate that the base number is less than 100.

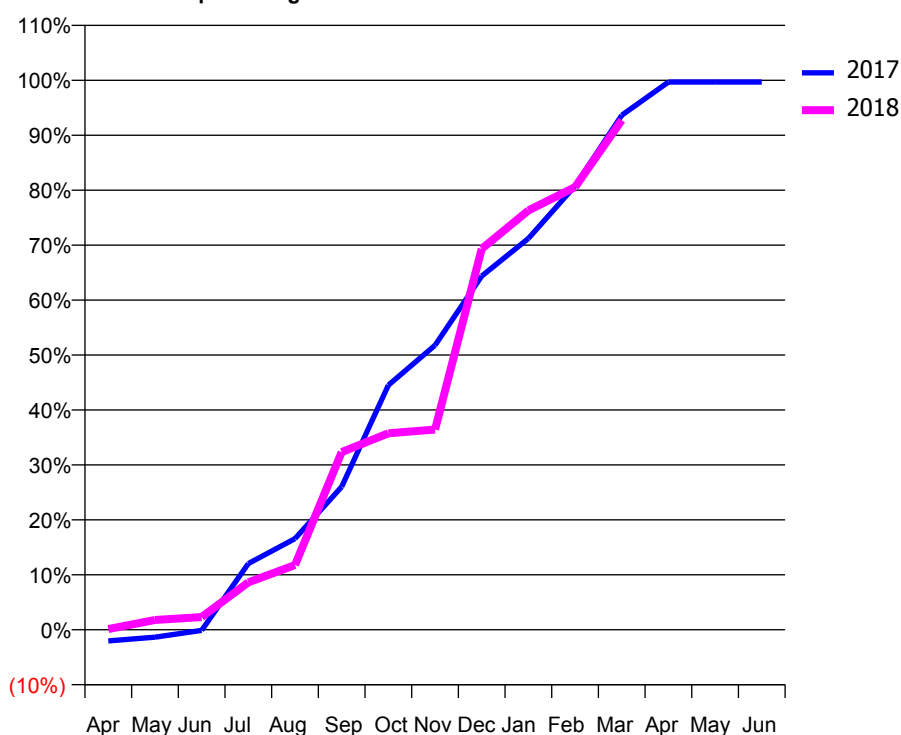
Q53 - Vital Signs Orthodontic At a Glance Contract Report for 825212/0003 - March 2018

Name or company name	MR D DALBY	17/18 Contracted general activity (UDA)	0
Contract type name	GDS Contract	Carry forward general activity (UDA)	0
Purpose of contract	Orthodontic	17/18 Contracted orthodontic activity (UOA)	730
Contract start date	01/08/2012	Carry forward orthodontic activity (UOA)	2
Contract end date		Baseline contract value	£50,742.80

ACCESS	Contract	England and Wales
24 month ratio of assessments to patient IDs	1.16	1.04

ACTIVITY	Contract
Contract assess and fit appliances (case starts) as a percentage of Area Team case starts	0.5 %

Cumulative percentage of contracted UOA delivered 2017 & 2018



Month	Adjusted Scheduled Activity (UOA)		
	2016	2017	2018
April	3	-15	1
May	9	-10	13
June	11	-1	17
July	23	88	63
August	49	121	86
September	175	190	236
October	184	325	261
November	233	378	266
December	326	470	506
January	330	520	557
February	385	590	588
March	692	684	677
April	715	728	
May	715	728	
June	715	728	

QUALITY (rolling 12 month period)

	Contract Quantity	Contract Base Number	Contract *	Area Team	Region	England
% of all assessments that were assess and fit appliances (case starts)	33	99	33.3%	65.2%	57.8%	60.1%
% of all assessments that were assess and refuse	3	99	3.0%	7.6%	11.2%	11.3%
% of all assessments that were assess and review	63	99	63.6%	27.2%	31.0%	28.6%
% of case starts with a reported IOTN of 3 and Aesthetic Component of 5 or below	0	33	<i>N/A</i>	0.1%	0.1%	0.1%
% of case starts with a reported IOTN of 3 and Aesthetic Component of 6 or above	1	33	3.0%	3.4%	4.1%	4.1%
% of case starts with a reported IOTN of 4	30	33	90.9%	72.1%	76.4%	77.7%
% of case starts with a reported IOTN of 5	2	33	6.1%	15.6%	17.7%	16.8 %
% of concluded courses in receipt of dual-arch fixed appliances	0	26	<i>N/A</i>	66.6%	69.8%	73.8%
% of concluded courses where treatment was abandoned or discontinued	0	26	0.0%	7.4%	8.3%	7.0%
% of patients satisfied with the treatment they have received	2	2	100.0%	97.8%	96.6%	96.0%

* Figures in italics indicate that the base number is less than 100.

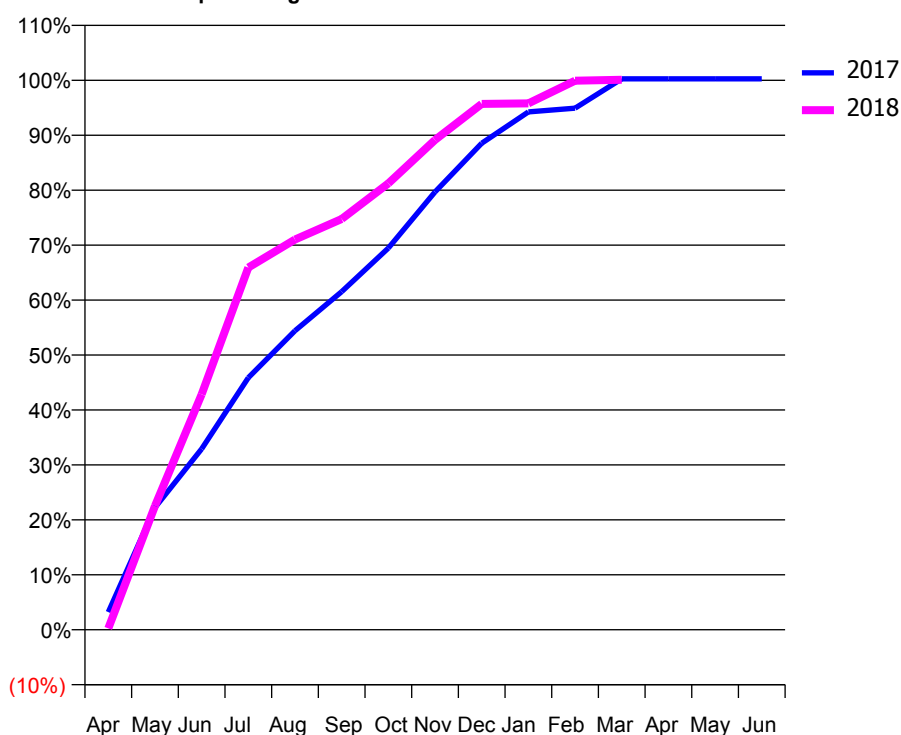
Q53 - Vital Signs Orthodontic At a Glance Contract Report for 890936/0002 - March 2018

Name or company name	Leamington Spa Orthodontics Limited	17/18 Contracted general activity (UDA)	0
Contract type name	PDS Contract	Carry forward general activity (UDA)	0
Purpose of contract	Orthodontic	17/18 Contracted orthodontic activity (UOA)	14,260
Contract start date	01/04/2006	Carry forward orthodontic activity (UOA)	-36
Contract end date	31/03/2019	Baseline contract value	£935,302.85

ACCESS	Contract	England and Wales
24 month ratio of assessments to patient IDs	1.00	1.04

ACTIVITY	Contract
Contract assess and fit appliances (case starts) as a percentage of Area Team case starts	9.6 %

Cumulative percentage of contracted UOA delivered 2017 & 2018



Month	Adjusted Scheduled Activity (UOA)		
	2016	2017	2018
April	3	458	36
May	1,864	3,171	3,213
June	3,294	4,693	6,110
July	5,816	6,543	9,400
August	7,478	7,761	10,127
September	8,457	8,773	10,659
October	9,885	9,907	11,583
November	10,748	11,364	12,711
December	11,988	12,625	13,647
January	12,534	13,438	13,660
February	13,377	13,536	14,247
March	14,200	14,296	14,273
April	14,435	14,296	
May	14,435	14,296	
June	14,458	14,296	

QUALITY (rolling 12 month period)	Contract Quantity	Contract Base Number	Contract *	Area Team	Region	England
% of all assessments that were assess and fit appliances (case starts)	675	806	83.7%	65.2%	57.8%	60.1%
% of all assessments that were assess and refuse	97	806	12.0%	7.6%	11.2%	11.3%
% of all assessments that were assess and review	34	806	4.2%	27.2%	31.0%	28.6%
% of case starts with a reported IOTN of 3 and Aesthetic Component of 5 or below	0	675	N/A	0.1%	0.1%	0.1%
% of case starts with a reported IOTN of 3 and Aesthetic Component of 6 or above	0	675	N/A	3.4%	4.1%	4.1%
% of case starts with a reported IOTN of 4	551	675	81.6%	72.1%	76.4%	77.7%
% of case starts with a reported IOTN of 5	106	675	15.7%	15.6%	17.7%	16.8 %
% of concluded courses in receipt of dual-arch fixed appliances	615	657	93.6%	66.6%	69.8%	73.8%
% of concluded courses where treatment was abandoned or discontinued	15	657	2.3%	7.4%	8.3%	7.0%
% of patients satisfied with the treatment they have received	24	26	92.3%	97.8%	96.6%	96.0%

* Figures in italics indicate that the base number is less than 100.

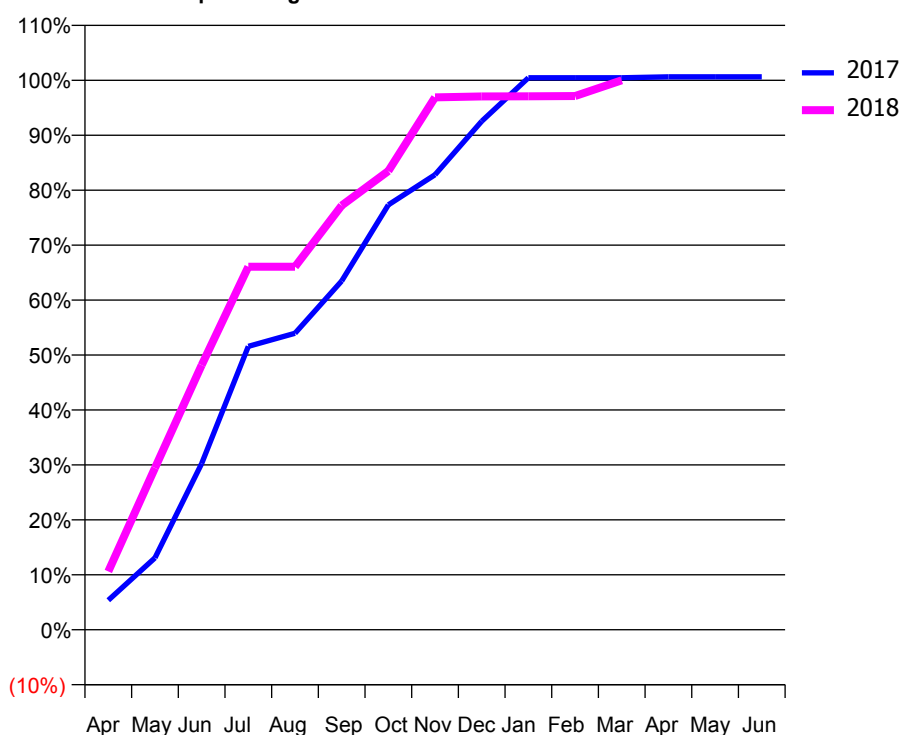
Q53 - Vital Signs Orthodontic At a Glance Contract Report for 925926/0002 - March 2018

Name or company name	MR PK MAHAPATRA	17/18 Contracted general activity (UDA)	3,200
Contract type name	GDS Contract	Carry forward general activity (UDA)	0
Purpose of contract	General and Orthodontic	17/18 Contracted orthodontic activity (UOA)	2,404
Contract start date	01/02/2013	Carry forward orthodontic activity (UOA)	-15
Contract end date		Baseline contract value	£262,968.31

ACCESS	Contract	England and Wales
24 month ratio of assessments to patient IDs	1.02	1.04

ACTIVITY	Contract
Contract assess and fit appliances (case starts) as a percentage of Area Team case starts	1.6 %

Cumulative percentage of contracted UOA delivered 2017 & 2018



Month	Adjusted Scheduled Activity (UOA)		
	2016	2017	2018
April	6	129	255
May	334	315	708
June	623	727	1,158
July	1,146	1,240	1,588
August	1,431	1,297	1,588
September	1,628	1,526	1,856
October	1,805	1,859	2,007
November	2,332	1,991	2,329
December	2,371	2,225	2,333
January	2,379	2,415	2,334
February	2,383	2,415	2,335
March	2,430	2,415	2,404
April	2,430	2,419	
May	2,430	2,419	
June	2,430	2,419	

QUALITY (rolling 12 month period)

	Contract Quantity	Contract Base Number	Contract *	Area Team	Region	England
% of all assessments that were assess and fit appliances (case starts)	112	185	60.5%	65.2%	57.8%	60.1%
% of all assessments that were assess and refuse	15	185	8.1%	7.6%	11.2%	11.3%
% of all assessments that were assess and review	58	185	31.4%	27.2%	31.0%	28.6%
% of case starts with a reported IOTN of 3 and Aesthetic Component of 5 or below	0	112	N/A	0.1%	0.1%	0.1%
% of case starts with a reported IOTN of 3 and Aesthetic Component of 6 or above	0	112	N/A	3.4%	4.1%	4.1%
% of case starts with a reported IOTN of 4	67	112	59.8%	72.1%	76.4%	77.7%
% of case starts with a reported IOTN of 5	43	112	38.4%	15.6%	17.7%	16.8 %
% of concluded courses in receipt of dual-arch fixed appliances	33	50	66.0%	66.6%	69.8%	73.8%
% of concluded courses where treatment was abandoned or discontinued	2	50	4.0%	7.4%	8.3%	7.0%
% of patients satisfied with the treatment they have received	16	16	100.0%	97.8%	96.6%	96.0%

* Figures in italics indicate that the base number is less than 100.

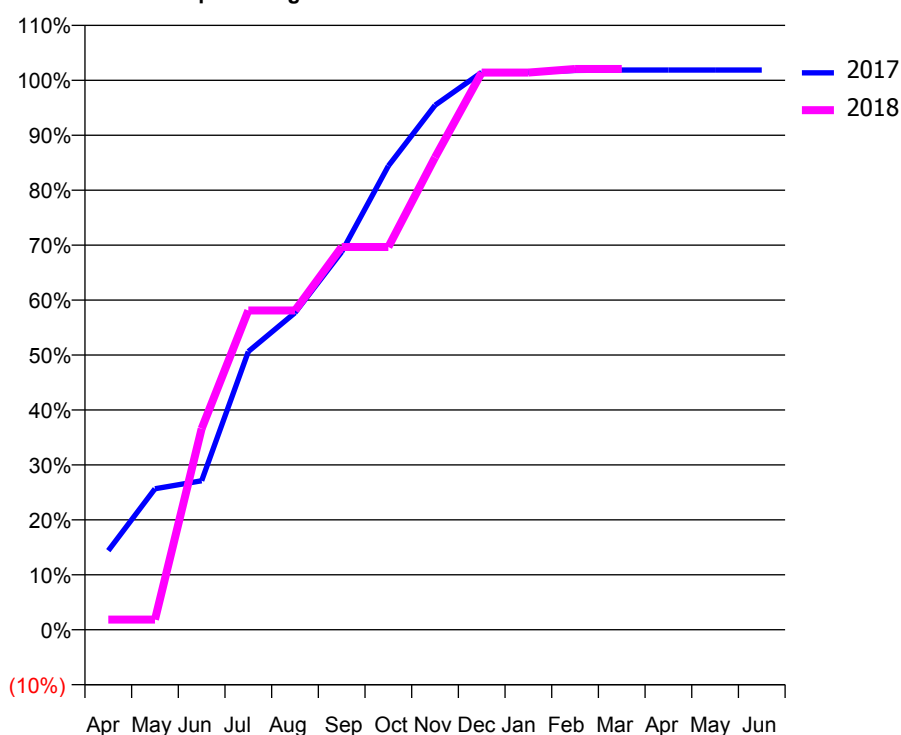
Q53 - Vital Signs Orthodontic At a Glance Contract Report for 972126/0001 - March 2018

Name or company name	MR SJ SIDDIQUI	17/18 Contracted general activity (UDA)	0
Contract type name	PDS Contract	Carry forward general activity (UDA)	0
Purpose of contract	Orthodontic	17/18 Contracted orthodontic activity (UOA)	6,006
Contract start date	01/04/2012	Carry forward orthodontic activity (UOA)	-112
Contract end date	31/03/2019	Baseline contract value	£396,359.00

ACCESS	Contract	England and Wales
24 month ratio of assessments to patient IDs	1.00	1.04

ACTIVITY	Contract
Contract assess and fit appliances (case starts) as a percentage of Area Team case starts	4.0 %

Cumulative percentage of contracted UOA delivered 2017 & 2018



Month	Adjusted Scheduled Activity (UOA)		
	2016	2017	2018
April	120	865	112
May	1,072	1,541	112
June	1,093	1,628	2,199
July	2,709	3,041	3,490
August	2,709	3,465	3,490
September	3,273	4,130	4,183
October	4,255	5,070	4,183
November	4,940	5,734	5,163
December	5,408	6,093	6,090
January	5,408	6,093	6,090
February	5,563	6,114	6,129
March	6,226	6,118	6,129
April	6,310	6,118	
May	6,310	6,118	
June	6,310	6,118	

QUALITY (rolling 12 month period)	Contract Quantity	Contract Base Number	Contract *	Area Team	Region	England
% of all assessments that were assess and fit appliances (case starts)	280	433	64.7%	65.2%	57.8%	60.1%
% of all assessments that were assess and refuse	28	433	6.5%	7.6%	11.2%	11.3%
% of all assessments that were assess and review	125	433	28.9%	27.2%	31.0%	28.6%
% of case starts with a reported IOTN of 3 and Aesthetic Component of 5 or below	0	280	N/A	0.1%	0.1%	0.1%
% of case starts with a reported IOTN of 3 and Aesthetic Component of 6 or above	0	280	N/A	3.4%	4.1%	4.1%
% of case starts with a reported IOTN of 4	252	280	90.0%	72.1%	76.4%	77.7%
% of case starts with a reported IOTN of 5	26	280	9.3%	15.6%	17.7%	16.8 %
% of concluded courses in receipt of dual-arch fixed appliances	0	189	N/A	66.6%	69.8%	73.8%
% of concluded courses where treatment was abandoned or discontinued	5	189	2.6%	7.4%	8.3%	7.0%
% of patients satisfied with the treatment they have received	11	11	100.0%	97.8%	96.6%	96.0%

* Figures in italics indicate that the base number is less than 100.

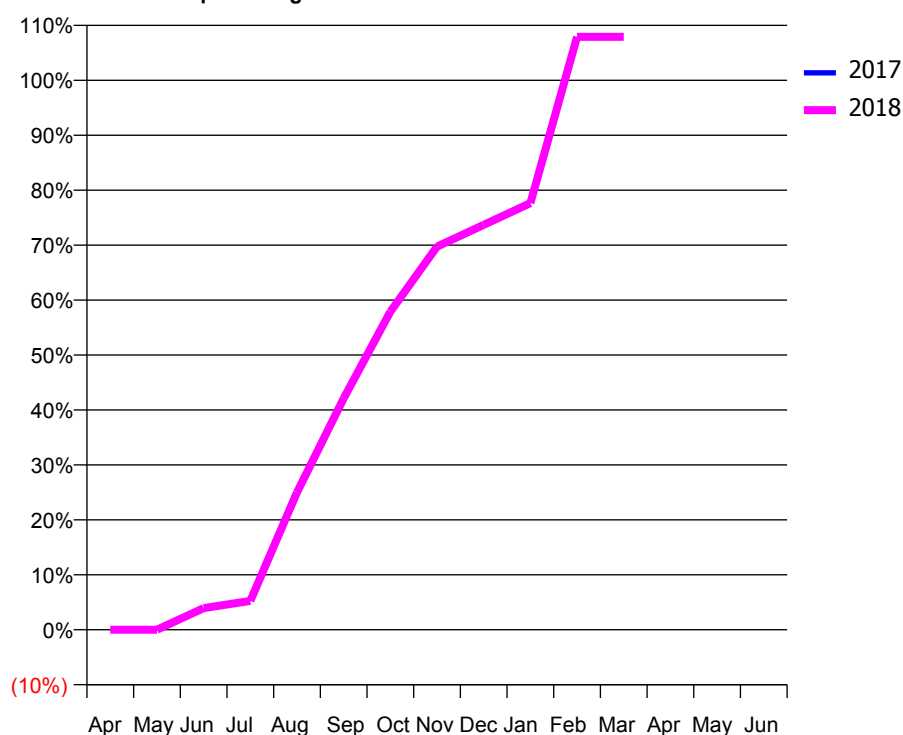
Q54 - Vital Signs Orthodontic At a Glance Contract Report for 100459/0000 - March 2018

Name or company name	Richmond House Dental Practice	17/18 Contracted general activity (UDA)	7,396
Contract type name	GDS Contract	Carry forward general activity (UDA)	0
Purpose of contract	General and Orthodontic	17/18 Contracted orthodontic activity (UOA)	76
Contract start date	01/06/2017	Carry forward orthodontic activity (UOA)	0
Contract end date		Baseline contract value	£221,287.54

ACCESS	Contract	England and Wales
24 month ratio of assessments to patient IDs	1.01	1.04

ACTIVITY	Contract
Contract assess and fit appliances (case starts) as a percentage of Area Team case starts	0.0 %

Cumulative percentage of contracted UOA delivered 2017 & 2018



Month	Adjusted Scheduled Activity (UOA)		
	2016	2017	2018
April		0	0
May		0	0
June		0	3
July		0	4
August		0	19
September		0	32
October		0	44
November		0	53
December		0	56
January		0	59
February		0	82
March		0	82
April		0	
May		0	
June		0	

QUALITY (rolling 12 month period)

	Contract Quantity	Contract Base Number	Contract *	Area Team	Region	England
% of all assessments that were assess and fit appliances (case starts)	0	82	0.0%	53.8%	57.8%	60.1%
% of all assessments that were assess and refuse	23	82	28.0%	11.7%	11.2%	11.3%
% of all assessments that were assess and review	59	82	72.0%	34.5%	31.0%	28.6%
% of case starts with a reported IOTN of 3 and Aesthetic Component of 5 or below	0	0	N/A	0.0%	0.1%	0.1%
% of case starts with a reported IOTN of 3 and Aesthetic Component of 6 or above	0	0	N/A	2.2%	4.1%	4.1%
% of case starts with a reported IOTN of 4	0	0	N/A	79.1%	76.4%	77.7%
% of case starts with a reported IOTN of 5	0	0	N/A	17.9%	17.7%	16.8 %
% of concluded courses in receipt of dual-arch fixed appliances	0	0	N/A	60.6%	69.8%	73.8%
% of concluded courses where treatment was abandoned or discontinued	0	0	N/A	14.8%	8.3%	7.0%
% of patients satisfied with the treatment they have received	0	0	N/A	97.8%	96.6%	96.0%

* Figures in italics indicate that the base number is less than 100.

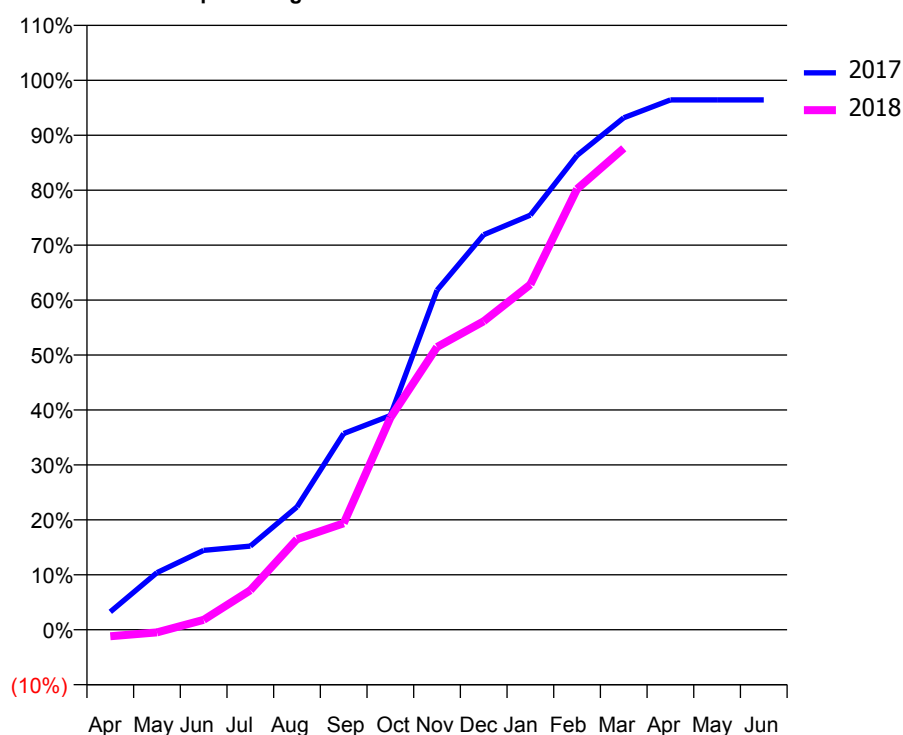
Q54 - Vital Signs Orthodontic At a Glance Contract Report for 101370/0096 - March 2018

Name or company name	Petrie Tucker and Partners Ltd	17/18 Contracted general activity (UDA)	26,000
Contract type name	GDS Contract	Carry forward general activity (UDA)	0
Purpose of contract	General and Orthodontic	17/18 Contracted orthodontic activity (UOA)	1,001
Contract start date	01/04/2007	Carry forward orthodontic activity (UOA)	23
Contract end date		Baseline contract value	£697,640.06

ACCESS	Contract	England and Wales
24 month ratio of assessments to patient IDs	1.00	1.04

ACTIVITY	Contract
Contract assess and fit appliances (case starts) as a percentage of Area Team case starts	0.5 %

Cumulative percentage of contracted UOA delivered 2017 & 2018



Month	Adjusted Scheduled Activity (UOA)		
	2016	2017	2018
April	13	21	-12
May	14	67	-5
June	59	93	18
July	236	98	72
August	341	144	165
September	447	230	194
October	493	251	386
November	495	398	515
December	581	463	562
January	667	486	629
February	688	556	803
March	688	600	877
April	751	621	
May	751	621	
June	751	621	

QUALITY (rolling 12 month period)	Contract Quantity	Contract Base Number	Contract *	Area Team	Region	England
% of all assessments that were assess and fit appliances (case starts)	40	122	32.8%	53.8%	57.8%	60.1%
% of all assessments that were assess and refuse	56	122	45.9%	11.7%	11.2%	11.3%
% of all assessments that were assess and review	26	122	21.3%	34.5%	31.0%	28.6%
% of case starts with a reported IOTN of 3 and Aesthetic Component of 5 or below	0	40	<i>N/A</i>	0.0%	0.1%	0.1%
% of case starts with a reported IOTN of 3 and Aesthetic Component of 6 or above	0	40	<i>N/A</i>	2.2%	4.1%	4.1%
% of case starts with a reported IOTN of 4	38	40	95.0%	79.1%	76.4%	77.7%
% of case starts with a reported IOTN of 5	2	40	5.0%	17.9%	17.7%	16.8 %
% of concluded courses in receipt of dual-arch fixed appliances	14	14	100.0%	60.6%	69.8%	73.8%
% of concluded courses where treatment was abandoned or discontinued	0	14	0.0%	14.8%	8.3%	7.0%
% of patients satisfied with the treatment they have received	0	0	<i>N/A</i>	97.8%	96.6%	96.0%

* Figures in italics indicate that the base number is less than 100.

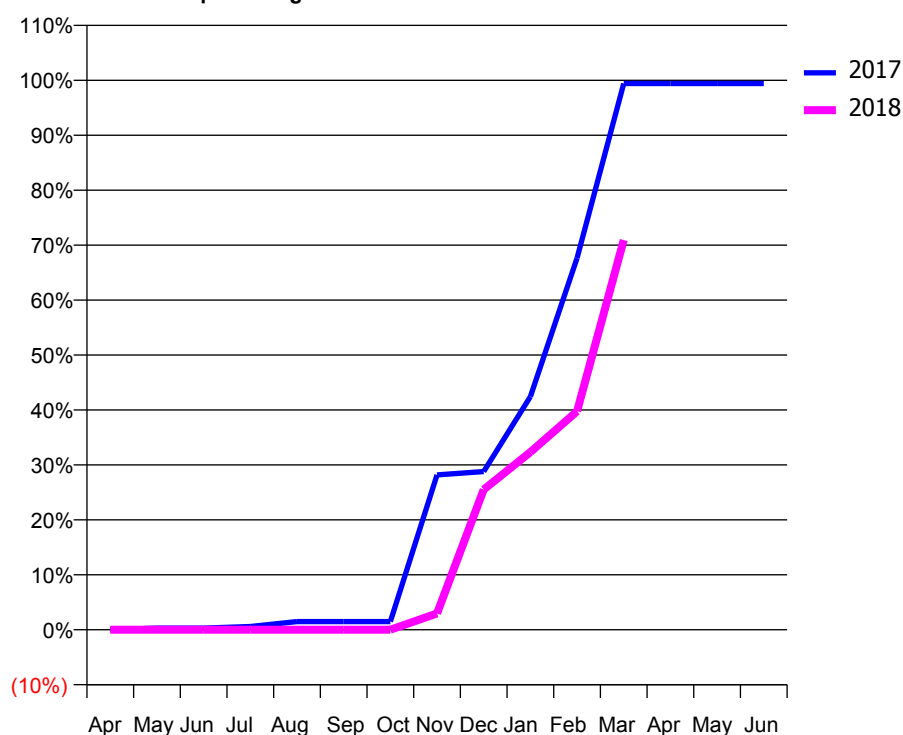
Q54 - Vital Signs Orthodontic At a Glance Contract Report for 108162/0001 - March 2018

Name or company name	Gupta & Gupta	17/18 Contracted general activity (UDA)	16,327
Contract type name	GDS Contract	Carry forward general activity (UDA)	0
Purpose of contract	General and Orthodontic	17/18 Contracted orthodontic activity (UOA)	337
Contract start date	01/04/2006	Carry forward orthodontic activity (UOA)	0
Contract end date		Baseline contract value	£390,818.13

ACCESS	Contract	England and Wales
24 month ratio of assessments to patient IDs	1.00	1.04

ACTIVITY	Contract
Contract assess and fit appliances (case starts) as a percentage of Area Team case starts	0.1 %

Cumulative percentage of contracted UOA delivered 2017 & 2018



Month	Adjusted Scheduled Activity (UOA)		
	2016	2017	2018
April	5	0	0
May	6	1	0
June	6	1	0
July	7	2	0
August	7	5	0
September	7	5	0
October	73	5	0
November	78	95	10
December	80	97	86
January	80	143	109
February	82	228	134
March	82	335	239
April	145	335	
May	317	335	
June	317	335	

QUALITY (rolling 12 month period)	Contract Quantity	Contract Base Number	Contract *	Area Team	Region	England
% of all assessments that were assess and fit appliances (case starts)	11	36	30.6%	53.8%	57.8%	60.1%
% of all assessments that were assess and refuse	2	36	5.6%	11.7%	11.2%	11.3%
% of all assessments that were assess and review	23	36	63.9%	34.5%	31.0%	28.6%
% of case starts with a reported IOTN of 3 and Aesthetic Component of 5 or below	0	11	N/A	0.0%	0.1%	0.1%
% of case starts with a reported IOTN of 3 and Aesthetic Component of 6 or above	1	11	9.1%	2.2%	4.1%	4.1%
% of case starts with a reported IOTN of 4	9	11	81.8%	79.1%	76.4%	77.7%
% of case starts with a reported IOTN of 5	1	11	9.1%	17.9%	17.7%	16.8 %
% of concluded courses in receipt of dual-arch fixed appliances	0	15	N/A	60.6%	69.8%	73.8%
% of concluded courses where treatment was abandoned or discontinued	0	15	0.0%	14.8%	8.3%	7.0%
% of patients satisfied with the treatment they have received	0	0	N/A	97.8%	96.6%	96.0%

* Figures in italics indicate that the base number is less than 100.

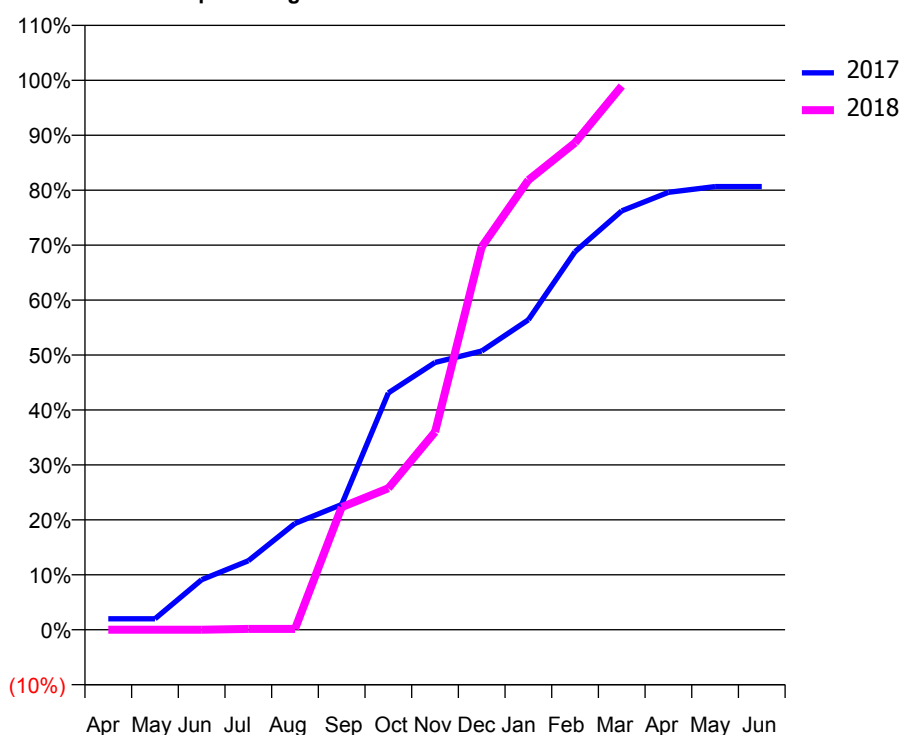
Q54 - Vital Signs Orthodontic At a Glance Contract Report for 110272/0001 - March 2018

Name or company name	Purity Dental Surgery	17/18 Contracted general activity (UDA)	33,454
Contract type name	Pilot Contract	Carry forward general activity (UDA)	0
Purpose of contract	General and Orthodontic	17/18 Contracted orthodontic activity (UOA)	1,250
Contract start date	01/04/2010	Carry forward orthodontic activity (UOA)	0
Contract end date		Baseline contract value	£872,736.48

ACCESS	Contract	England and Wales
24 month ratio of assessments to patient IDs	1.06	1.04

ACTIVITY	Contract
Contract assess and fit appliances (case starts) as a percentage of Area Team case starts	0.7 %

Cumulative percentage of contracted UOA delivered 2017 & 2018



Month	Adjusted Scheduled Activity (UOA)		
	2016	2017	2018
April	44	25	0
May	270	25	0
June	270	114	0
July	536	157	2
August	557	242	2
September	645	285	279
October	837	539	322
November	964	608	450
December	1,160	634	871
January	1,206	705	1,023
February	1,248	860	1,108
March	1,248	953	1,237
April	1,248	995	
May	1,248	1,008	
June	1,291	1,008	

QUALITY (rolling 12 month period)

	Contract Quantity	Contract Base Number	Contract *	Area Team	Region	England
% of all assessments that were assess and fit appliances (case starts)	60	121	49.6%	53.8%	57.8%	60.1%
% of all assessments that were assess and refuse	30	121	24.8%	11.7%	11.2%	11.3%
% of all assessments that were assess and review	31	121	25.6%	34.5%	31.0%	28.6%
% of case starts with a reported IOTN of 3 and Aesthetic Component of 5 or below	0	60	<i>N/A</i>	0.0%	0.1%	0.1%
% of case starts with a reported IOTN of 3 and Aesthetic Component of 6 or above	0	60	<i>N/A</i>	2.2%	4.1%	4.1%
% of case starts with a reported IOTN of 4	54	60	90.0%	79.1%	76.4%	77.7%
% of case starts with a reported IOTN of 5	4	60	6.7%	17.9%	17.7%	16.8 %
% of concluded courses in receipt of dual-arch fixed appliances	31	48	64.6%	60.6%	69.8%	73.8%
% of concluded courses where treatment was abandoned or discontinued	8	48	16.7%	14.8%	8.3%	7.0%
% of patients satisfied with the treatment they have received	0	0	<i>N/A</i>	97.8%	96.6%	96.0%

* Figures in italics indicate that the base number is less than 100.

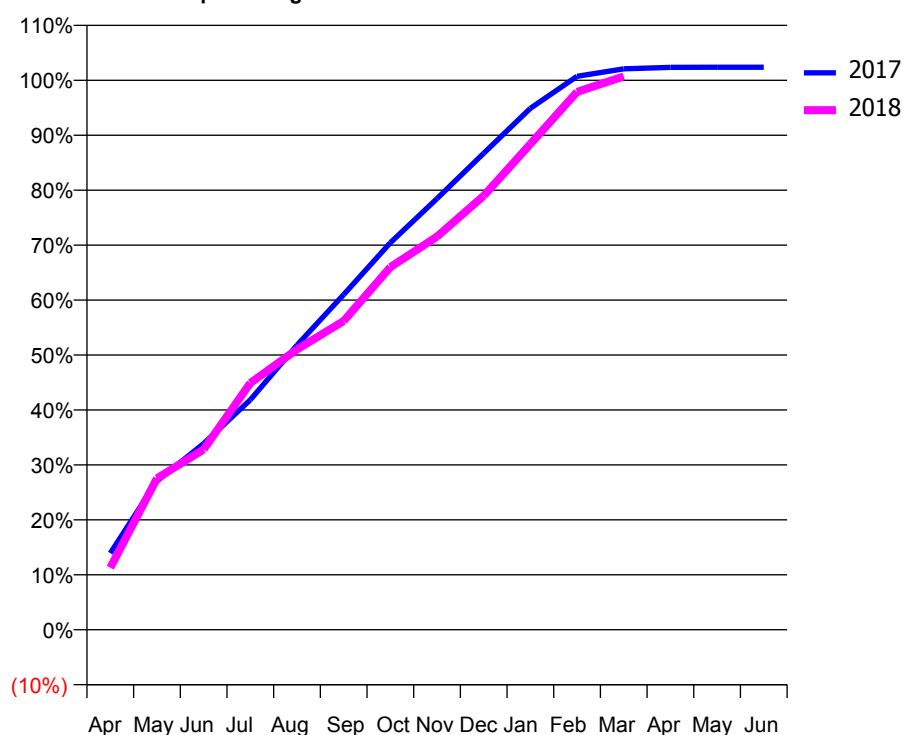
Q54 - Vital Signs Orthodontic At a Glance Contract Report for 110353/0001 - March 2018

Name or company name	Shore & Shore	17/18 Contracted general activity (UDA)	0
Contract type name	PDS Contract	Carry forward general activity (UDA)	0
Purpose of contract	Orthodontic	17/18 Contracted orthodontic activity (UOA)	8,811
Contract start date	01/04/2006	Carry forward orthodontic activity (UOA)	-177
Contract end date	31/03/2018	Baseline contract value	£591,939.68

ACCESS	Contract	England and Wales
24 month ratio of assessments to patient IDs	1.01	1.04

ACTIVITY	Contract
Contract assess and fit appliances (case starts) as a percentage of Area Team case starts	4.9 %

Cumulative percentage of contracted UOA delivered 2017 & 2018



Month	Adjusted Scheduled Activity (UOA)		
	2016	2017	2018
April	940	1,228	996
May	2,164	2,385	2,427
June	2,656	2,987	2,892
July	3,701	3,687	3,957
August	4,300	4,563	4,496
September	4,960	5,375	4,950
October	5,830	6,205	5,814
November	6,423	6,913	6,304
December	7,560	7,640	6,959
January	7,941	8,362	7,788
February	8,673	8,874	8,624
March	8,932	8,995	8,873
April	8,933	9,018	
May	8,933	9,019	
June	8,933	9,019	

QUALITY (rolling 12 month period)

	Contract Quantity	Contract Base Number	Contract *	Area Team	Region	England
% of all assessments that were assess and fit appliances (case starts)	412	643	64.1%	53.8%	57.8%	60.1%
% of all assessments that were assess and refuse	200	643	31.1%	11.7%	11.2%	11.3%
% of all assessments that were assess and review	31	643	4.8%	34.5%	31.0%	28.6%
% of case starts with a reported IOTN of 3 and Aesthetic Component of 5 or below	0	412	N/A	0.0%	0.1%	0.1%
% of case starts with a reported IOTN of 3 and Aesthetic Component of 6 or above	13	412	3.2%	2.2%	4.1%	4.1%
% of case starts with a reported IOTN of 4	258	412	62.6%	79.1%	76.4%	77.7%
% of case starts with a reported IOTN of 5	141	412	34.2%	17.9%	17.7%	16.8 %
% of concluded courses in receipt of dual-arch fixed appliances	379	401	94.5%	60.6%	69.8%	73.8%
% of concluded courses where treatment was abandoned or discontinued	11	401	2.7%	14.8%	8.3%	7.0%
% of patients satisfied with the treatment they have received	8	8	100.0%	97.8%	96.6%	96.0%

* Figures in italics indicate that the base number is less than 100.

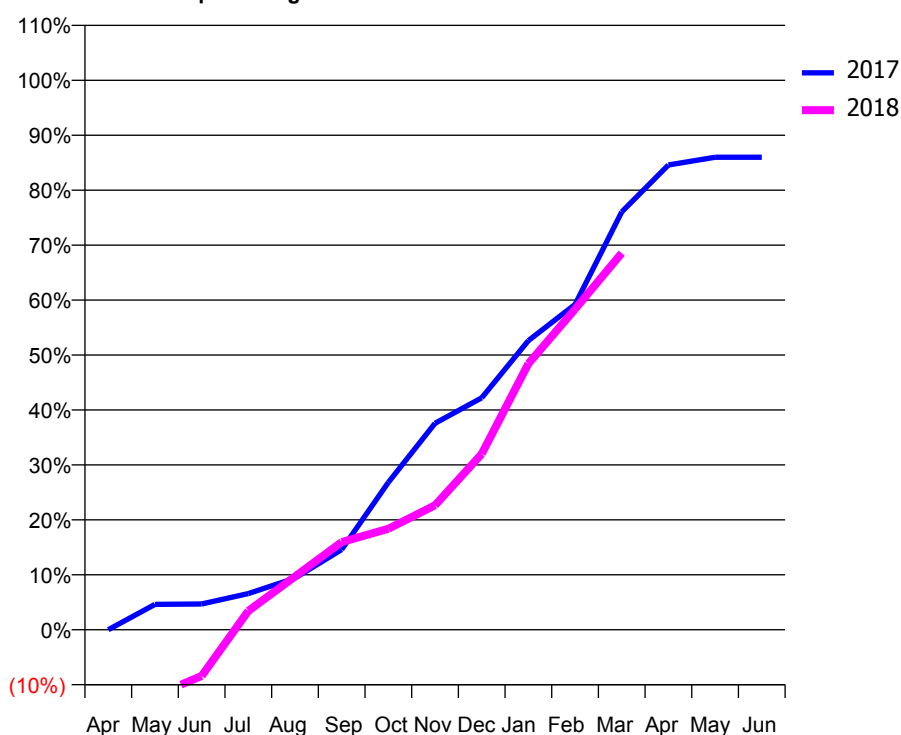
Q54 - Vital Signs Orthodontic At a Glance Contract Report for 111287/0001 - March 2018

Name or company name	Black Country Orthodontics Ltd	17/18 Contracted general activity (UDA)	0
Contract type name	PDS Contract	Carry forward general activity (UDA)	0
Purpose of contract	Orthodontic	17/18 Contracted orthodontic activity (UOA)	4,743
Contract start date	01/01/2015	Carry forward orthodontic activity (UOA)	635
Contract end date	31/03/2019	Baseline contract value	£284,594.14

ACCESS	Contract	England and Wales
24 month ratio of assessments to patient IDs	1.01	1.04

ACTIVITY	Contract
Contract assess and fit appliances (case starts) as a percentage of Area Team case starts	2.5 %

Cumulative percentage of contracted UOA delivered 2017 & 2018



Month	Adjusted Scheduled Activity (UOA)		
	2016	2017	2018
April	-21	0	-635
May	926	210	-569
June	926	213	-400
July	926	299	163
August	1,262	426	460
September	1,474	662	757
October	1,684	1,216	872
November	1,684	1,703	1,074
December	2,133	1,914	1,517
January	2,133	2,385	2,297
February	2,175	2,683	2,768
March	2,217	3,447	3,251
April	2,301	3,834	
May	2,303	3,898	
June	2,320	3,898	

QUALITY (rolling 12 month period)

	Contract Quantity	Contract Base Number	Contract *	Area Team	Region	England
% of all assessments that were assess and fit appliances (case starts)	210	298	70.5%	53.8%	57.8%	60.1%
% of all assessments that were assess and refuse	34	298	11.4%	11.7%	11.2%	11.3%
% of all assessments that were assess and review	54	298	18.1%	34.5%	31.0%	28.6%
% of case starts with a reported IOTN of 3 and Aesthetic Component of 5 or below	0	210	N/A	0.0%	0.1%	0.1%
% of case starts with a reported IOTN of 3 and Aesthetic Component of 6 or above	3	210	1.4%	2.2%	4.1%	4.1%
% of case starts with a reported IOTN of 4	150	210	71.4%	79.1%	76.4%	77.7%
% of case starts with a reported IOTN of 5	52	210	24.8%	17.9%	17.7%	16.8 %
% of concluded courses in receipt of dual-arch fixed appliances	26	93	28.0%	60.6%	69.8%	73.8%
% of concluded courses where treatment was abandoned or discontinued	8	93	8.6%	14.8%	8.3%	7.0%
% of patients satisfied with the treatment they have received	9	9	100.0%	97.8%	96.6%	96.0%

* Figures in italics indicate that the base number is less than 100.

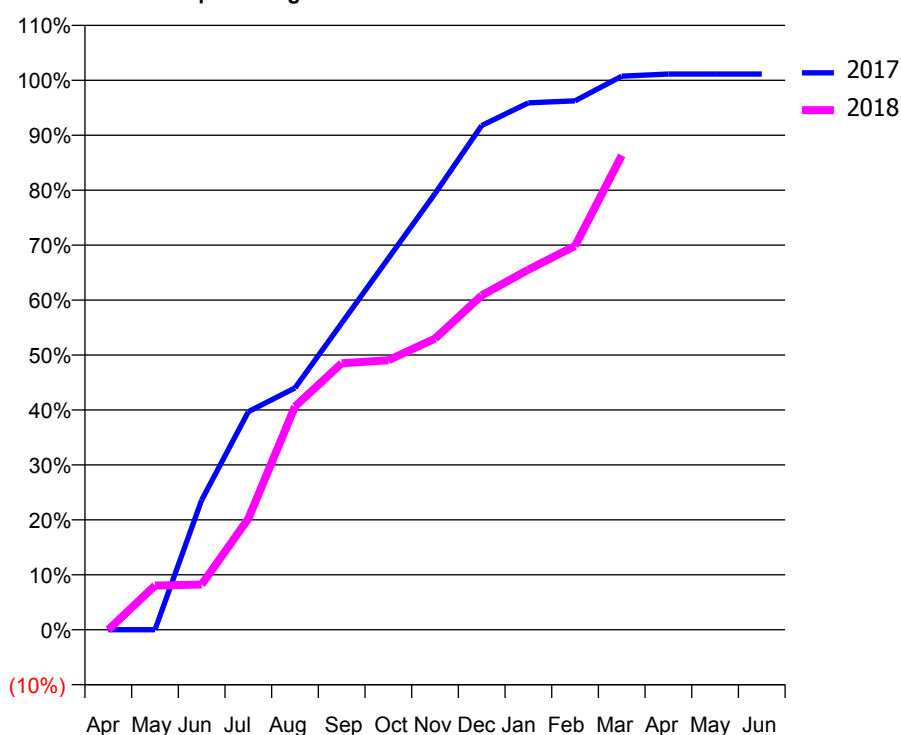
Q54 - Vital Signs Orthodontic At a Glance Contract Report for 122068/0001 - March 2018

Name or company name	Jandu, Bhambra and Payne	17/18 Contracted general activity (UDA)	1,413
Contract type name	GDS Contract	Carry forward general activity (UDA)	0
Purpose of contract	General and Orthodontic	17/18 Contracted orthodontic activity (UOA)	534
Contract start date	01/04/2014	Carry forward orthodontic activity (UOA)	0
Contract end date		Baseline contract value	£71,249.98

ACCESS	Contract	England and Wales
24 month ratio of assessments to patient IDs	1.00	1.04

ACTIVITY	Contract
Contract assess and fit appliances (case starts) as a percentage of Area Team case starts	0.3 %

Cumulative percentage of contracted UOA delivered 2017 & 2018



Month	Adjusted Scheduled Activity (UOA)		
	2016	2017	2018
April	1	0	0
May	2	0	43
June	5	126	44
July	91	212	108
August	92	235	217
September	155	298	259
October	219	361	262
November	288	424	283
December	415	490	325
January	415	512	350
February	437	514	373
March	465	538	461
April	507	540	
May	507	540	
June	507	540	

QUALITY (rolling 12 month period)

	Contract Quantity	Contract Base Number	Contract *	Area Team	Region	England
% of all assessments that were assess and fit appliances (case starts)	22	40	55.0%	53.8%	57.8%	60.1%
% of all assessments that were assess and refuse	4	40	10.0%	11.7%	11.2%	11.3%
% of all assessments that were assess and review	14	40	35.0%	34.5%	31.0%	28.6%
% of case starts with a reported IOTN of 3 and Aesthetic Component of 5 or below	0	22	<i>N/A</i>	0.0%	0.1%	0.1%
% of case starts with a reported IOTN of 3 and Aesthetic Component of 6 or above	0	22	<i>N/A</i>	2.2%	4.1%	4.1%
% of case starts with a reported IOTN of 4	18	22	81.8%	79.1%	76.4%	77.7%
% of case starts with a reported IOTN of 5	3	22	13.6%	17.9%	17.7%	16.8 %
% of concluded courses in receipt of dual-arch fixed appliances	12	15	80.0%	60.6%	69.8%	73.8%
% of concluded courses where treatment was abandoned or discontinued	1	15	6.7%	14.8%	8.3%	7.0%
% of patients satisfied with the treatment they have received	0	0	<i>N/A</i>	97.8%	96.6%	96.0%

* Figures in italics indicate that the base number is less than 100.

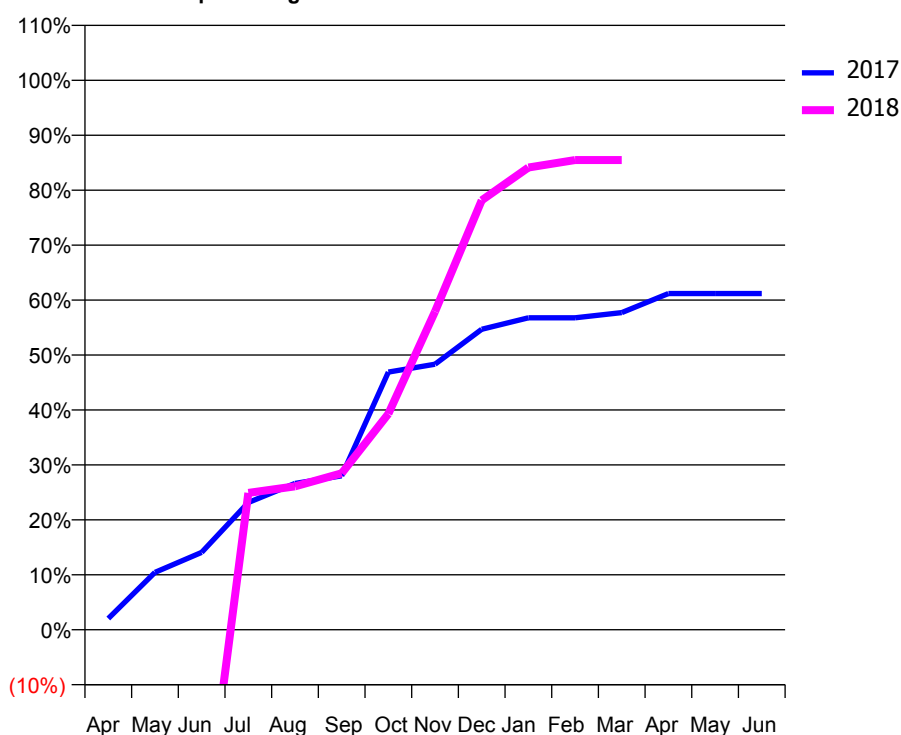
Q54 - Vital Signs Orthodontic At a Glance Contract Report for 125008/0001 - March 2018

Name or company name	Briars Dental Practice	17/18 Contracted general activity (UDA)	18,492
Contract type name	GDS Contract	Carry forward general activity (UDA)	-216
Purpose of contract	General and Orthodontic	17/18 Contracted orthodontic activity (UOA)	1,763
Contract start date	01/04/2006	Carry forward orthodontic activity (UOA)	1,173
Contract end date		Baseline contract value	£561,021.19

ACCESS	Contract	England and Wales
24 month ratio of assessments to patient IDs	1.01	1.04

ACTIVITY	Contract
Contract assess and fit appliances (case starts) as a percentage of Area Team case starts	1.5 %

Cumulative percentage of contracted UOA delivered 2017 & 2018



Month	Adjusted Scheduled Activity (UOA)		
	2016	2017	2018
April	35	62	-1,026
May	35	316	-956
June	35	426	-723
July	135	700	439
August	200	805	460
September	428	847	502
October	800	1,418	693
November	912	1,461	1,021
December	1,269	1,653	1,378
January	1,500	1,716	1,483
February	1,715	1,716	1,507
March	1,757	1,745	1,507
April	1,778	1,850	
May	1,778	1,850	
June	1,778	1,850	

QUALITY (rolling 12 month period)

	Contract Quantity	Contract Base Number	Contract *	Area Team	Region	England
% of all assessments that were assess and fit appliances (case starts)	131	157	83.4%	53.8%	57.8%	60.1%
% of all assessments that were assess and refuse	10	157	6.4%	11.7%	11.2%	11.3%
% of all assessments that were assess and review	16	157	10.2%	34.5%	31.0%	28.6%
% of case starts with a reported IOTN of 3 and Aesthetic Component of 5 or below	0	131	N/A	0.0%	0.1%	0.1%
% of case starts with a reported IOTN of 3 and Aesthetic Component of 6 or above	4	131	3.1%	2.2%	4.1%	4.1%
% of case starts with a reported IOTN of 4	106	131	80.9%	79.1%	76.4%	77.7%
% of case starts with a reported IOTN of 5	21	131	16.0%	17.9%	17.7%	16.8 %
% of concluded courses in receipt of dual-arch fixed appliances	25	59	42.4%	60.6%	69.8%	73.8%
% of concluded courses where treatment was abandoned or discontinued	30	59	50.8%	14.8%	8.3%	7.0%
% of patients satisfied with the treatment they have received	7	7	100.0%	97.8%	96.6%	96.0%

* Figures in italics indicate that the base number is less than 100.

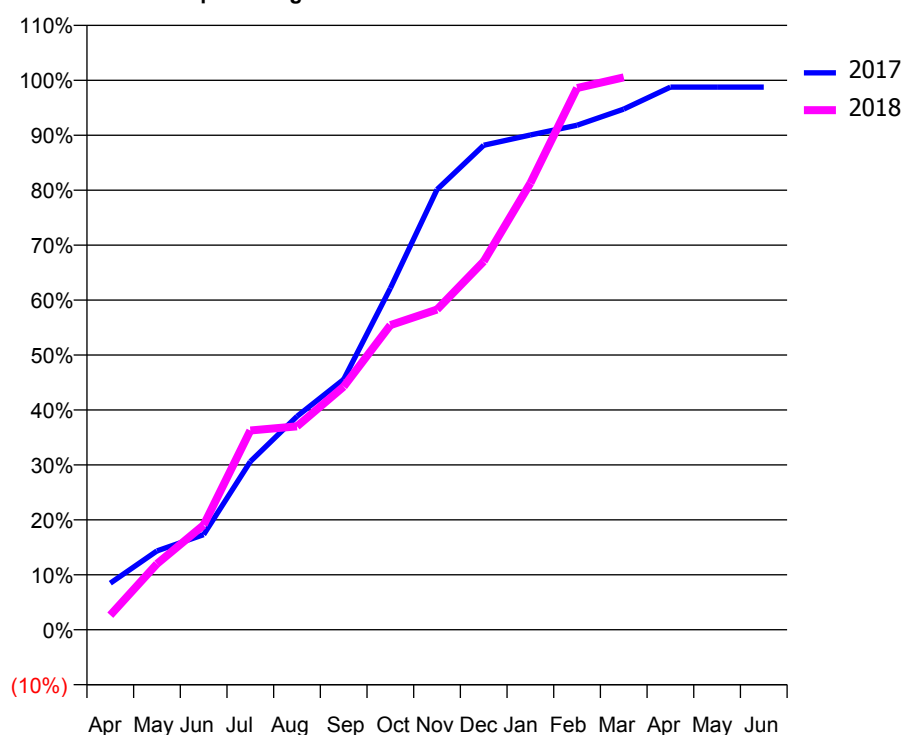
Q54 - Vital Signs Orthodontic At a Glance Contract Report for 126543/0001 - March 2018

Name or company name	Amblecote Dental Care	17/18 Contracted general activity (UDA)	21,139
Contract type name	Pilot Contract	Carry forward general activity (UDA)	0
Purpose of contract	General and Orthodontic	17/18 Contracted orthodontic activity (UOA)	1,699
Contract start date	01/10/2014	Carry forward orthodontic activity (UOA)	21
Contract end date		Baseline contract value	£785,177.96

ACCESS	Contract	England and Wales
24 month ratio of assessments to patient IDs	1.03	1.04

ACTIVITY	Contract
Contract assess and fit appliances (case starts) as a percentage of Area Team case starts	0.9 %

Cumulative percentage of contracted UOA delivered 2017 & 2018



Month	Adjusted Scheduled Activity (UOA)		
	2016	2017	2018
April	28	144	45
May	184	244	204
June	314	294	324
July	448	520	616
August	547	660	629
September	688	774	752
October	810	1,056	942
November	935	1,361	990
December	1,140	1,498	1,139
January	1,190	1,530	1,381
February	1,460	1,560	1,675
March	1,681	1,610	1,708
April	1,734	1,678	
May	1,713	1,678	
June	1,734	1,678	

QUALITY (rolling 12 month period)

	Contract Quantity	Contract Base Number	Contract *	Area Team	Region	England
% of all assessments that were assess and fit appliances (case starts)	75	305	24.6%	53.8%	57.8%	60.1%
% of all assessments that were assess and refuse	77	305	25.2%	11.7%	11.2%	11.3%
% of all assessments that were assess and review	153	305	50.2%	34.5%	31.0%	28.6%
% of case starts with a reported IOTN of 3 and Aesthetic Component of 5 or below	0	75	<i>N/A</i>	0.0%	0.1%	0.1%
% of case starts with a reported IOTN of 3 and Aesthetic Component of 6 or above	1	75	1.3%	2.2%	4.1%	4.1%
% of case starts with a reported IOTN of 4	65	75	86.7%	79.1%	76.4%	77.7%
% of case starts with a reported IOTN of 5	9	75	12.0%	17.9%	17.7%	16.8 %
% of concluded courses in receipt of dual-arch fixed appliances	7	41	17.1%	60.6%	69.8%	73.8%
% of concluded courses where treatment was abandoned or discontinued	6	41	14.6%	14.8%	8.3%	7.0%
% of patients satisfied with the treatment they have received	3	4	75.0%	97.8%	96.6%	96.0%

* Figures in italics indicate that the base number is less than 100.

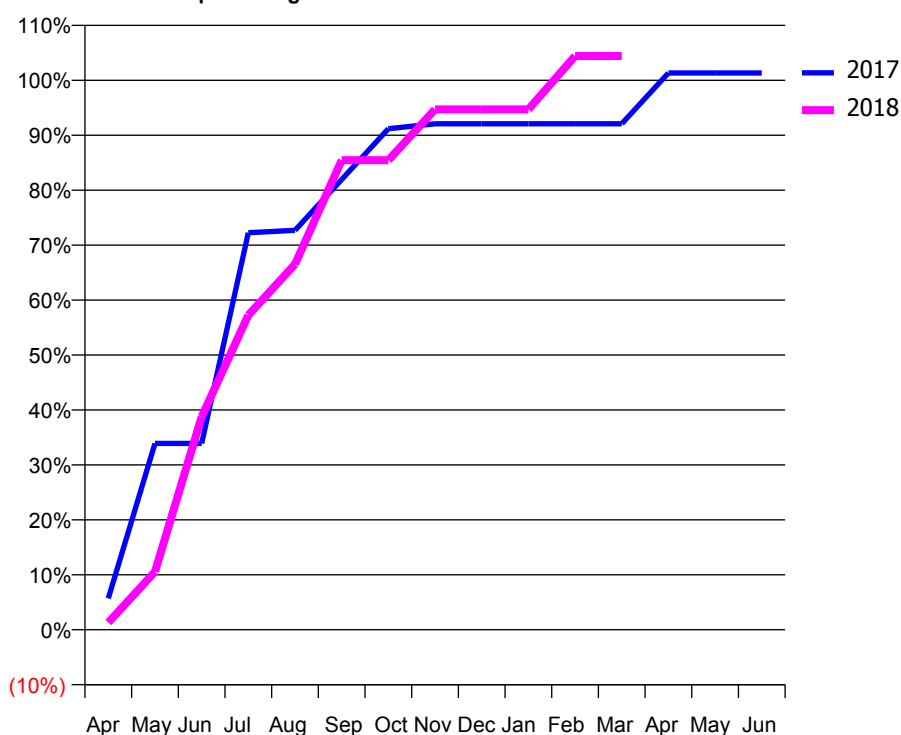
Q54 - Vital Signs Orthodontic At a Glance Contract Report for 129321/0001 - March 2018

Name or company name	Smile By Smile Dental	17/18 Contracted general activity (UDA)	8,806
Contract type name	GDS Contract	Carry forward general activity (UDA)	12
Purpose of contract	General and Orthodontic	17/18 Contracted orthodontic activity (UOA)	227
Contract start date	01/08/2011	Carry forward orthodontic activity (UOA)	-3
Contract end date		Baseline contract value	£216,929.45

ACCESS	Contract	England and Wales
24 month ratio of assessments to patient IDs	1.00	1.04

ACTIVITY	Contract
Contract assess and fit appliances (case starts) as a percentage of Area Team case starts	0.1 %

Cumulative percentage of contracted UOA delivered 2017 & 2018



Month	Adjusted Scheduled Activity (UOA)		
	2016	2017	2018
April	5	13	3
May	48	77	24
June	48	77	88
July	111	164	130
August	111	165	151
September	134	186	194
October	176	207	194
November	176	209	215
December	197	209	215
January	200	209	215
February	224	209	237
March	227	209	237
April	231	230	
May	231	230	
June	231	230	

QUALITY (rolling 12 month period)	Contract Quantity	Contract Base Number	Contract *	Area Team	Region	England
% of all assessments that were assess and fit appliances (case starts)	12	15	80.0%	53.8%	57.8%	60.1%
% of all assessments that were assess and refuse	0	15	0.0%	11.7%	11.2%	11.3%
% of all assessments that were assess and review	3	15	20.0%	34.5%	31.0%	28.6%
% of case starts with a reported IOTN of 3 and Aesthetic Component of 5 or below	0	12	N/A	0.0%	0.1%	0.1%
% of case starts with a reported IOTN of 3 and Aesthetic Component of 6 or above	0	12	N/A	2.2%	4.1%	4.1%
% of case starts with a reported IOTN of 4	12	12	100.0%	79.1%	76.4%	77.7%
% of case starts with a reported IOTN of 5	0	12	N/A	17.9%	17.7%	16.8 %
% of concluded courses in receipt of dual-arch fixed appliances	5	7	71.4%	60.6%	69.8%	73.8%
% of concluded courses where treatment was abandoned or discontinued	2	7	28.6%	14.8%	8.3%	7.0%
% of patients satisfied with the treatment they have received	0	0	N/A	97.8%	96.6%	96.0%

* Figures in italics indicate that the base number is less than 100.

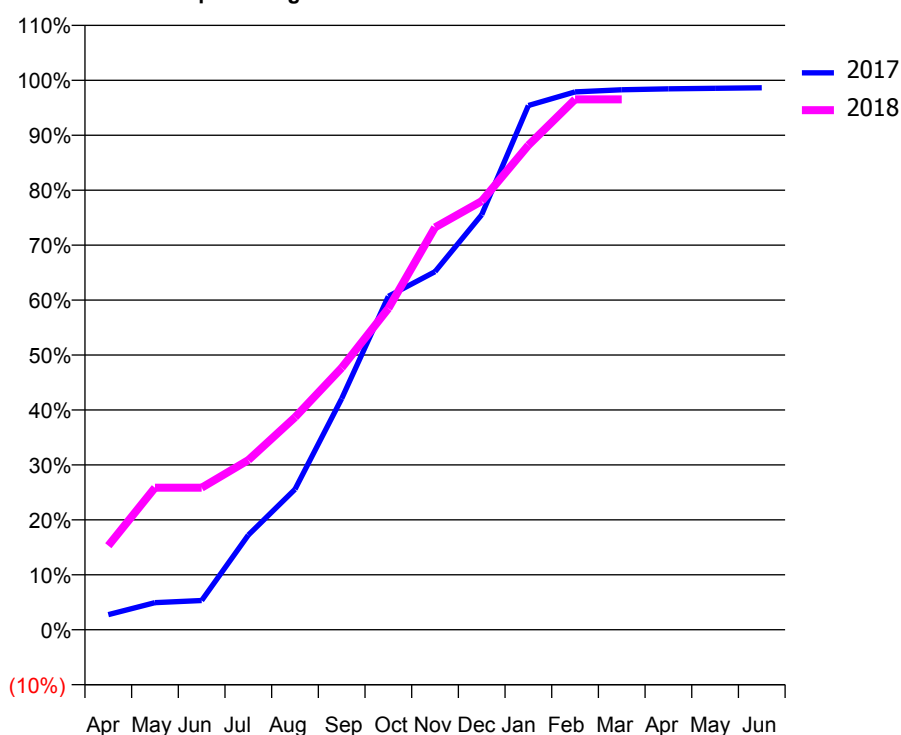
Q54 - Vital Signs Orthodontic At a Glance Contract Report for 131342/0001 - March 2018

Name or company name	Camila Pema Dhaya & Jatinder Kaur	17/18 Contracted general activity (UDA)	44,254
Contract type name	GDS Contract	Carry forward general activity (UDA)	-644
Purpose of contract	General and Orthodontic	17/18 Contracted orthodontic activity (UOA)	1,091
Contract start date	01/04/2010	Carry forward orthodontic activity (UOA)	15
Contract end date		Baseline contract value	£1,329,614.45

ACCESS	Contract	England and Wales
24 month ratio of assessments to patient IDs	1.01	1.04

ACTIVITY	Contract
Contract assess and fit appliances (case starts) as a percentage of Area Team case starts	0.5 %

Cumulative percentage of contracted UOA delivered 2017 & 2018



Month	Adjusted Scheduled Activity (UOA)		
	2016	2017	2018
April	4	30	167
May	56	54	282
June	193	58	282
July	473	188	337
August	520	279	422
September	522	459	520
October	524	662	638
November	579	711	799
December	633	824	851
January	659	1,041	962
February	795	1,068	1,053
March	1,094	1,072	1,053
April	1,096	1,074	
May	1,096	1,075	
June	1,096	1,076	

QUALITY (rolling 12 month period)	Contract Quantity	Contract Base Number	Contract *	Area Team	Region	England
% of all assessments that were assess and fit appliances (case starts)	45	174	25.9%	53.8%	57.8%	60.1%
% of all assessments that were assess and refuse	28	174	16.1%	11.7%	11.2%	11.3%
% of all assessments that were assess and review	101	174	58.0%	34.5%	31.0%	28.6%
% of case starts with a reported IOTN of 3 and Aesthetic Component of 5 or below	0	45	<i>N/A</i>	0.0%	0.1%	0.1%
% of case starts with a reported IOTN of 3 and Aesthetic Component of 6 or above	4	45	8.9%	2.2%	4.1%	4.1%
% of case starts with a reported IOTN of 4	38	45	84.4%	79.1%	76.4%	77.7%
% of case starts with a reported IOTN of 5	2	45	4.4%	17.9%	17.7%	16.8 %
% of concluded courses in receipt of dual-arch fixed appliances	11	18	61.1%	60.6%	69.8%	73.8%
% of concluded courses where treatment was abandoned or discontinued	6	18	33.3%	14.8%	8.3%	7.0%
% of patients satisfied with the treatment they have received	2	2	100.0%	97.8%	96.6%	96.0%

* Figures in italics indicate that the base number is less than 100.

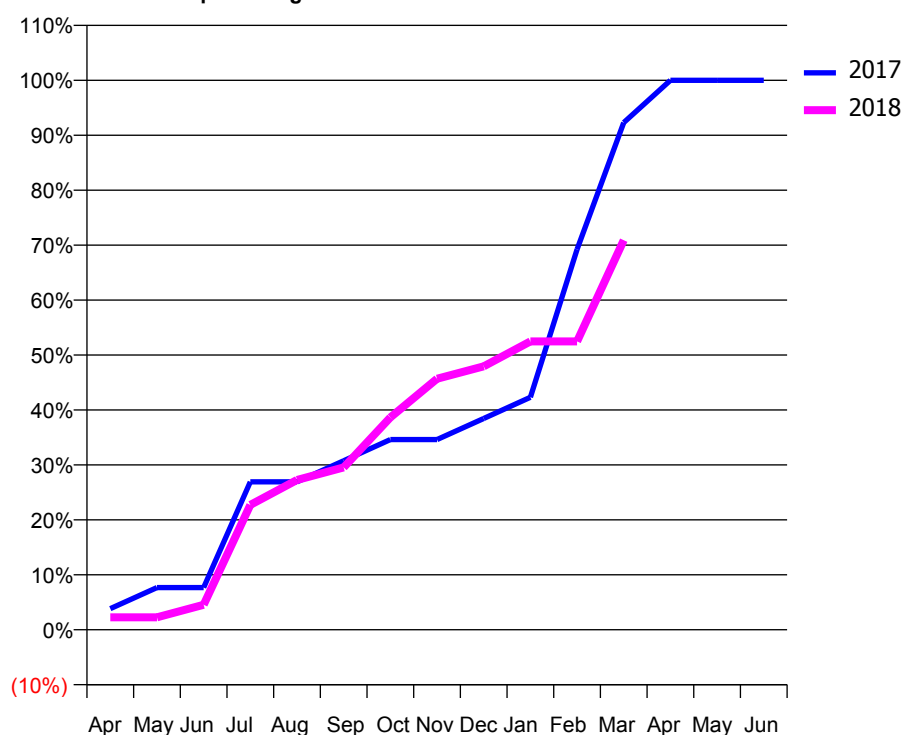
Q54 - Vital Signs Orthodontic At a Glance Contract Report for 138657/0001 - March 2018

Name or company name	Coalway Road Dental Practice	17/18 Contracted general activity (UDA)	15,000
Contract type name	GDS Contract	Carry forward general activity (UDA)	228
Purpose of contract	General and Orthodontic	17/18 Contracted orthodontic activity (UOA)	924
Contract start date	01/06/2011	Carry forward orthodontic activity (UOA)	0
Contract end date		Baseline contract value	£339,111.99

ACCESS	Contract	England and Wales
24 month ratio of assessments to patient IDs	1.00	1.04

ACTIVITY	Contract
Contract assess and fit appliances (case starts) as a percentage of Area Team case starts	0.4 %

Cumulative percentage of contracted UOA delivered 2017 & 2018



Month	Adjusted Scheduled Activity (UOA)		
	2016	2017	2018
April	0	21	21
May	0	42	21
June	21	42	42
July	105	147	210
August	105	147	252
September	105	168	273
October	105	189	357
November	147	189	422
December	147	210	443
January	189	231	485
February	189	378	485
March	399	504	655
April	546	546	
May	546	546	
June	546	546	

QUALITY (rolling 12 month period)	Contract Quantity	Contract Base Number	Contract *	Area Team	Region	England
% of all assessments that were assess and fit appliances (case starts)	33	33	100.0%	53.8%	57.8%	60.1%
% of all assessments that were assess and refuse	0	33	0.0%	11.7%	11.2%	11.3%
% of all assessments that were assess and review	0	33	0.0%	34.5%	31.0%	28.6%
% of case starts with a reported IOTN of 3 and Aesthetic Component of 5 or below	0	33	N/A	0.0%	0.1%	0.1%
% of case starts with a reported IOTN of 3 and Aesthetic Component of 6 or above	1	33	3.0%	2.2%	4.1%	4.1%
% of case starts with a reported IOTN of 4	27	33	81.8%	79.1%	76.4%	77.7%
% of case starts with a reported IOTN of 5	5	33	15.2%	17.9%	17.7%	16.8 %
% of concluded courses in receipt of dual-arch fixed appliances	14	24	58.3%	60.6%	69.8%	73.8%
% of concluded courses where treatment was abandoned or discontinued	10	24	41.7%	14.8%	8.3%	7.0%
% of patients satisfied with the treatment they have received	3	3	100.0%	97.8%	96.6%	96.0%

* Figures in italics indicate that the base number is less than 100.

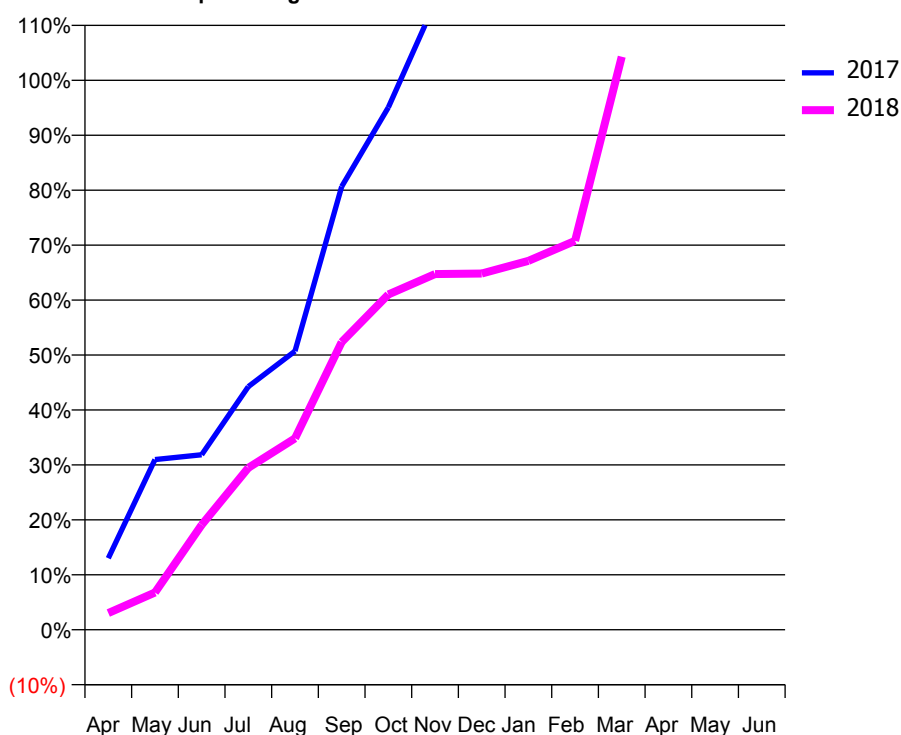
Q54 - Vital Signs Orthodontic At a Glance Contract Report for 140260/0001 - March 2018

Name or company name	Thornley & Thornley	17/18 Contracted general activity (UDA)	3,132
Contract type name	GDS Contract	Carry forward general activity (UDA)	-41
Purpose of contract	General and Orthodontic	17/18 Contracted orthodontic activity (UOA)	1,211
Contract start date	01/04/2006	Carry forward orthodontic activity (UOA)	-16
Contract end date		Baseline contract value	£155,361.75

ACCESS	Contract	England and Wales
24 month ratio of assessments to patient IDs	1.04	1.04

ACTIVITY	Contract
Contract assess and fit appliances (case starts) as a percentage of Area Team case starts	0.7 %

Cumulative percentage of contracted UOA delivered 2017 & 2018



Month	Adjusted Scheduled Activity (UOA)		
	2016	2017	2018
April	101	103	37
May	126	245	82
June	168	252	231
July	257	350	357
August	353	401	422
September	378	638	634
October	487	752	739
November	546	902	784
December	646	916	785
January	755	927	813
February	802	946	857
March	804	948	1,263
April	825	948	
May	826	948	
June	826	952	

QUALITY (rolling 12 month period)

	Contract Quantity	Contract Base Number	Contract *	Area Team	Region	England
% of all assessments that were assess and fit appliances (case starts)	59	84	70.2%	53.8%	57.8%	60.1%
% of all assessments that were assess and refuse	6	84	7.1%	11.7%	11.2%	11.3%
% of all assessments that were assess and review	19	84	22.6%	34.5%	31.0%	28.6%
% of case starts with a reported IOTN of 3 and Aesthetic Component of 5 or below	0	59	<i>N/A</i>	0.0%	0.1%	0.1%
% of case starts with a reported IOTN of 3 and Aesthetic Component of 6 or above	6	59	10.2%	2.2%	4.1%	4.1%
% of case starts with a reported IOTN of 4	45	59	76.3%	79.1%	76.4%	77.7%
% of case starts with a reported IOTN of 5	8	59	13.6%	17.9%	17.7%	16.8 %
% of concluded courses in receipt of dual-arch fixed appliances	32	34	94.1%	60.6%	69.8%	73.8%
% of concluded courses where treatment was abandoned or discontinued	2	34	5.9%	14.8%	8.3%	7.0%
% of patients satisfied with the treatment they have received	0	0	<i>N/A</i>	97.8%	96.6%	96.0%

* Figures in italics indicate that the base number is less than 100.

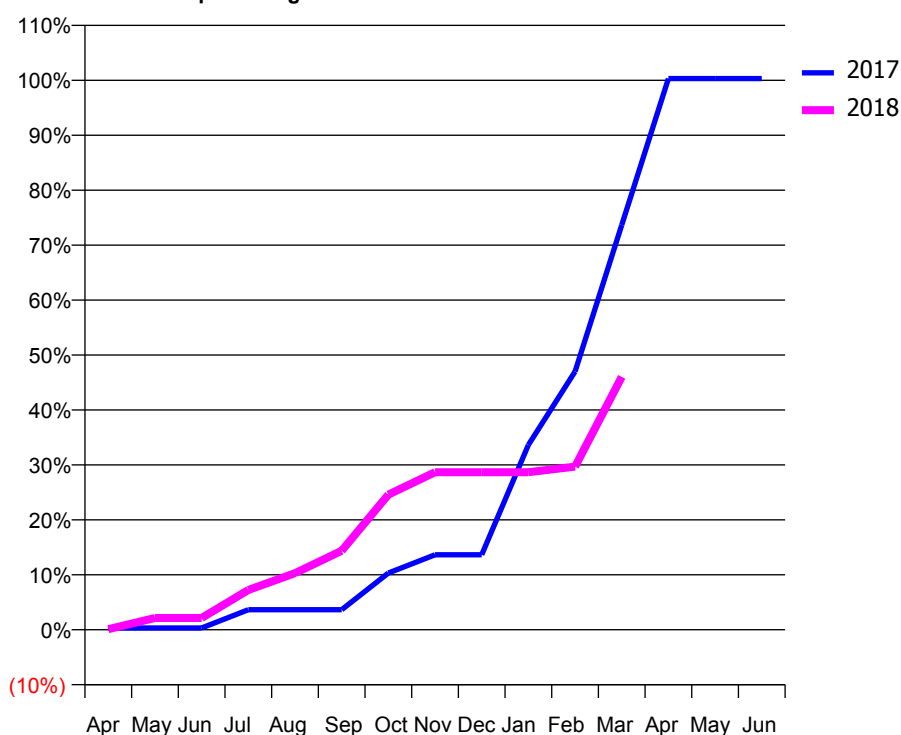
Q54 - Vital Signs Orthodontic At a Glance Contract Report for 142131/0004 - March 2018

Name or company name	New Road Dental Practice	17/18 Contracted general activity (UDA)	0
Contract type name	PDS Contract	Carry forward general activity (UDA)	0
Purpose of contract	Orthodontic	17/18 Contracted orthodontic activity (UOA)	2,058
Contract start date	13/06/2011	Carry forward orthodontic activity (UOA)	-2
Contract end date	31/03/2019	Baseline contract value	£98,325.81

ACCESS	Contract	England and Wales
24 month ratio of assessments to patient IDs	1.00	1.04

ACTIVITY	Contract
Contract assess and fit appliances (case starts) as a percentage of Area Team case starts	0.6 %

Cumulative percentage of contracted UOA delivered 2017 & 2018



Month	Adjusted Scheduled Activity (UOA)		
	2016	2017	2018
April	2	2	2
May	2	2	44
June	86	2	44
July	86	23	149
August	149	23	212
September	191	23	296
October	191	65	506
November	191	86	590
December	191	86	590
January	191	212	590
February	527	296	611
March	632	464	947
April	632	632	
May	632	632	
June	632	632	

QUALITY (rolling 12 month period)

	Contract Quantity	Contract Base Number	Contract *	Area Team	Region	England
% of all assessments that were assess and fit appliances (case starts)	53	53	100.0%	53.8%	57.8%	60.1%
% of all assessments that were assess and refuse	0	53	0.0%	11.7%	11.2%	11.3%
% of all assessments that were assess and review	0	53	0.0%	34.5%	31.0%	28.6%
% of case starts with a reported IOTN of 3 and Aesthetic Component of 5 or below	0	53	N/A	0.0%	0.1%	0.1%
% of case starts with a reported IOTN of 3 and Aesthetic Component of 6 or above	2	53	3.8%	2.2%	4.1%	4.1%
% of case starts with a reported IOTN of 4	39	53	73.6%	79.1%	76.4%	77.7%
% of case starts with a reported IOTN of 5	12	53	22.6%	17.9%	17.7%	16.8 %
% of concluded courses in receipt of dual-arch fixed appliances	10	34	29.4%	60.6%	69.8%	73.8%
% of concluded courses where treatment was abandoned or discontinued	24	34	70.6%	14.8%	8.3%	7.0%
% of patients satisfied with the treatment they have received	4	4	100.0%	97.8%	96.6%	96.0%

* Figures in italics indicate that the base number is less than 100.

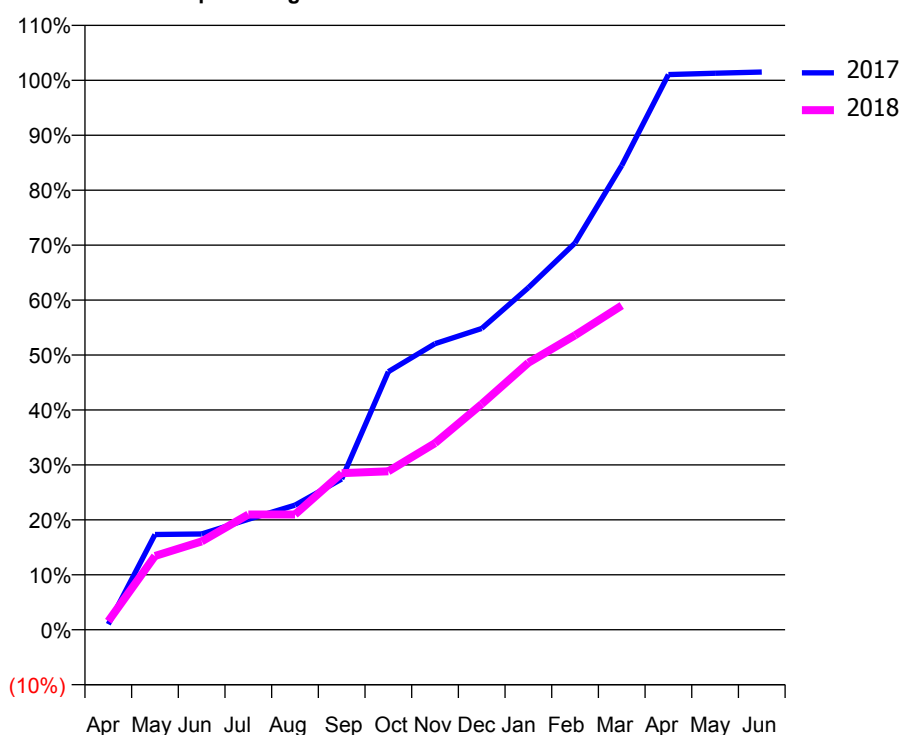
Q54 - Vital Signs Orthodontic At a Glance Contract Report for 148733/0001 - March 2018

Name or company name	Morgan Dental	17/18 Contracted general activity (UDA)	773
Contract type name	GDS Contract	Carry forward general activity (UDA)	0
Purpose of contract	General and Orthodontic	17/18 Contracted orthodontic activity (UOA)	900
Contract start date	01/10/2013	Carry forward orthodontic activity (UOA)	-14
Contract end date		Baseline contract value	£79,304.20

ACCESS	Contract	England and Wales
24 month ratio of assessments to patient IDs	1.03	1.04

ACTIVITY	Contract
Contract assess and fit appliances (case starts) as a percentage of Area Team case starts	0.4 %

Cumulative percentage of contracted UOA delivered 2017 & 2018



Month	Adjusted Scheduled Activity (UOA)		
	2016	2017	2018
April	17	9	14
May	208	156	121
June	230	157	145
July	425	181	189
August	538	204	189
September	622	247	257
October	643	423	260
November	668	469	306
December	732	493	370
January	776	560	437
February	778	633	482
March	800	760	531
April	821	909	
May	886	911	
June	909	913	

QUALITY (rolling 12 month period)

	Contract Quantity	Contract Base Number	Contract *	Area Team	Region	England
% of all assessments that were assess and fit appliances (case starts)	30	66	45.5%	53.8%	57.8%	60.1%
% of all assessments that were assess and refuse	9	66	13.6%	11.7%	11.2%	11.3%
% of all assessments that were assess and review	27	66	40.9%	34.5%	31.0%	28.6%
% of case starts with a reported IOTN of 3 and Aesthetic Component of 5 or below	0	30	N/A	0.0%	0.1%	0.1%
% of case starts with a reported IOTN of 3 and Aesthetic Component of 6 or above	4	30	13.3%	2.2%	4.1%	4.1%
% of case starts with a reported IOTN of 4	26	30	86.7%	79.1%	76.4%	77.7%
% of case starts with a reported IOTN of 5	0	30	N/A	17.9%	17.7%	16.8 %
% of concluded courses in receipt of dual-arch fixed appliances	12	19	63.2%	60.6%	69.8%	73.8%
% of concluded courses where treatment was abandoned or discontinued	2	19	10.5%	14.8%	8.3%	7.0%
% of patients satisfied with the treatment they have received	0	0	N/A	97.8%	96.6%	96.0%

* Figures in italics indicate that the base number is less than 100.

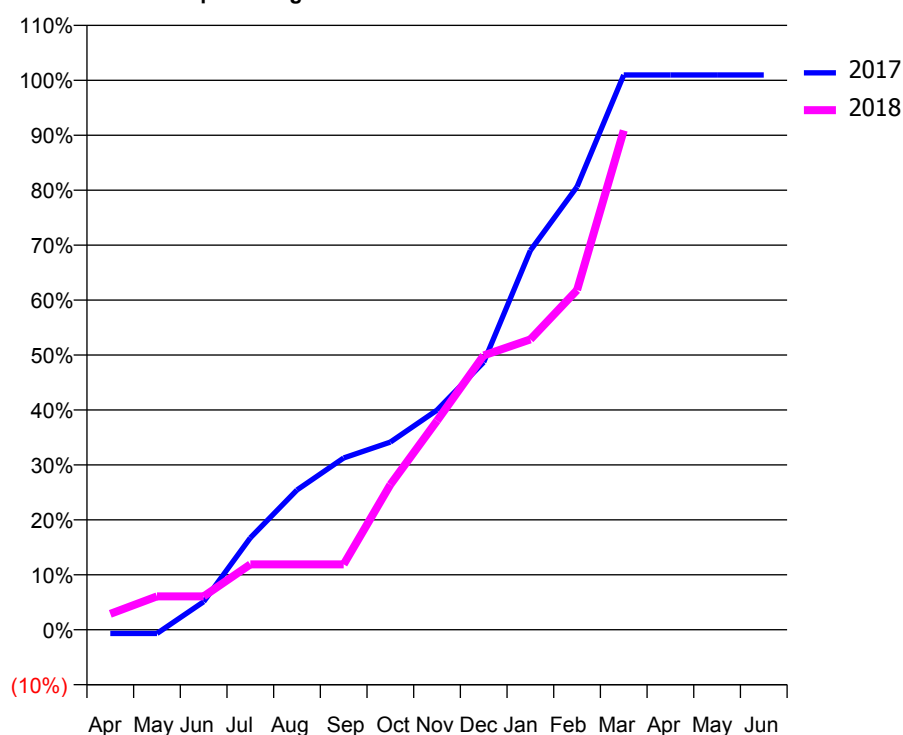
Q54 - Vital Signs Orthodontic At a Glance Contract Report for 150665/0001 - March 2018

Name or company name	Shaw & Jandu Dental Practice	17/18 Contracted general activity (UDA)	10,110
Contract type name	GDS Contract	Carry forward general activity (UDA)	0
Purpose of contract	General and Orthodontic	17/18 Contracted orthodontic activity (UOA)	723
Contract start date	01/04/2009	Carry forward orthodontic activity (UOA)	0
Contract end date		Baseline contract value	£261,261.90

ACCESS	Contract	England and Wales
24 month ratio of assessments to patient IDs	1.00	1.04

ACTIVITY	Contract
Contract assess and fit appliances (case starts) as a percentage of Area Team case starts	0.4 %

Cumulative percentage of contracted UOA delivered 2017 & 2018



Month	Adjusted Scheduled Activity (UOA)		
	2016	2017	2018
April	21	-5	21
May	45	-5	44
June	45	37	44
July	192	121	86
August	255	184	86
September	276	226	86
October	297	247	191
November	318	289	275
December	340	352	361
January	445	499	382
February	508	583	447
March	634	730	657
April	697	730	
May	697	730	
June	697	730	

QUALITY (rolling 12 month period)

	Contract Quantity	Contract Base Number	Contract *	Area Team	Region	England
% of all assessments that were assess and fit appliances (case starts)	31	31	100.0%	53.8%	57.8%	60.1%
% of all assessments that were assess and refuse	0	31	0.0%	11.7%	11.2%	11.3%
% of all assessments that were assess and review	0	31	0.0%	34.5%	31.0%	28.6%
% of case starts with a reported IOTN of 3 and Aesthetic Component of 5 or below	0	31	N/A	0.0%	0.1%	0.1%
% of case starts with a reported IOTN of 3 and Aesthetic Component of 6 or above	0	31	N/A	2.2%	4.1%	4.1%
% of case starts with a reported IOTN of 4	29	31	93.5%	79.1%	76.4%	77.7%
% of case starts with a reported IOTN of 5	2	31	6.5%	17.9%	17.7%	16.8 %
% of concluded courses in receipt of dual-arch fixed appliances	8	19	42.1%	60.6%	69.8%	73.8%
% of concluded courses where treatment was abandoned or discontinued	7	19	36.8%	14.8%	8.3%	7.0%
% of patients satisfied with the treatment they have received	0	0	N/A	97.8%	96.6%	96.0%

* Figures in italics indicate that the base number is less than 100.

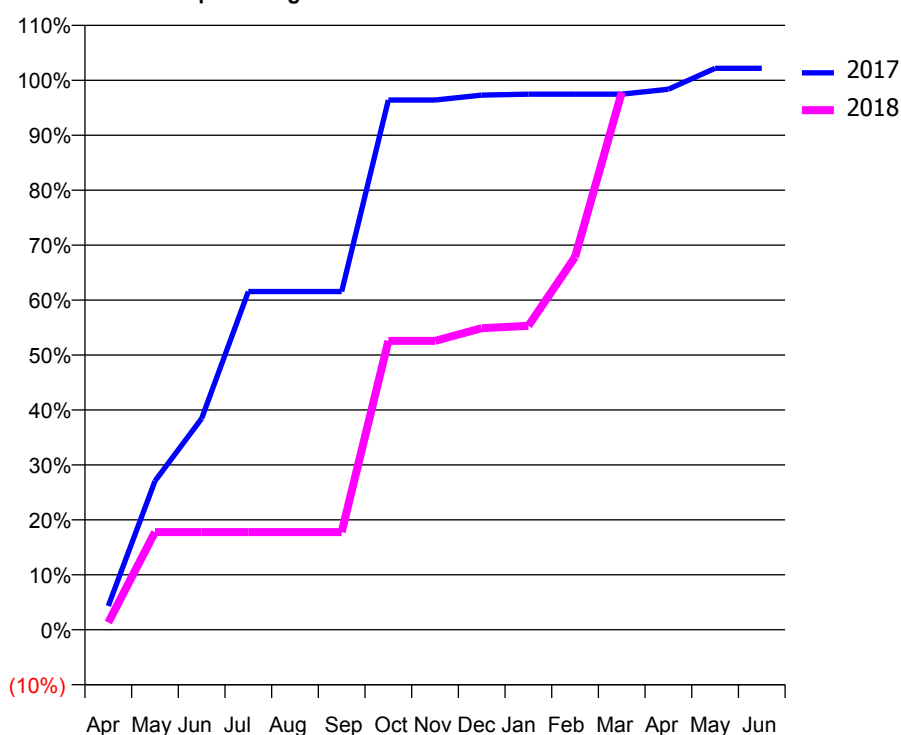
Q54 - Vital Signs Orthodontic At a Glance Contract Report for 155861/0001 - March 2018

Name or company name	Bilston Dental Surgery	17/18 Contracted general activity (UDA)	16,221
Contract type name	GDS Contract	Carry forward general activity (UDA)	-264
Purpose of contract	General and Orthodontic	17/18 Contracted orthodontic activity (UOA)	911
Contract start date	25/02/2011	Carry forward orthodontic activity (UOA)	-12
Contract end date		Baseline contract value	£400,470.32

ACCESS	Contract	England and Wales
24 month ratio of assessments to patient IDs	1.06	1.04

ACTIVITY	Contract
Contract assess and fit appliances (case starts) as a percentage of Area Team case starts	0.5 %

Cumulative percentage of contracted UOA delivered 2017 & 2018



Month	Adjusted Scheduled Activity (UOA)		
	2016	2017	2018
April	116	24	12
May	138	150	162
June	244	213	162
July	413	341	162
August	458	341	162
September	502	341	162
October	544	534	479
November	544	534	479
December	544	539	500
January	544	540	504
February	544	540	618
March	554	540	891
April	555	545	
May	555	566	
June	555	566	

QUALITY (rolling 12 month period)	Contract Quantity	Contract Base Number	Contract *	Area Team	Region	England
% of all assessments that were assess and fit appliances (case starts)	45	66	68.2%	53.8%	57.8%	60.1%
% of all assessments that were assess and refuse	8	66	12.1%	11.7%	11.2%	11.3%
% of all assessments that were assess and review	13	66	19.7%	34.5%	31.0%	28.6%
% of case starts with a reported IOTN of 3 and Aesthetic Component of 5 or below	0	45	N/A	0.0%	0.1%	0.1%
% of case starts with a reported IOTN of 3 and Aesthetic Component of 6 or above	0	45	N/A	2.2%	4.1%	4.1%
% of case starts with a reported IOTN of 4	37	45	82.2%	79.1%	76.4%	77.7%
% of case starts with a reported IOTN of 5	8	45	17.8%	17.9%	17.7%	16.8 %
% of concluded courses in receipt of dual-arch fixed appliances	0	3	N/A	60.6%	69.8%	73.8%
% of concluded courses where treatment was abandoned or discontinued	2	3	66.7%	14.8%	8.3%	7.0%
% of patients satisfied with the treatment they have received	1	1	100.0%	97.8%	96.6%	96.0%

* Figures in italics indicate that the base number is less than 100.

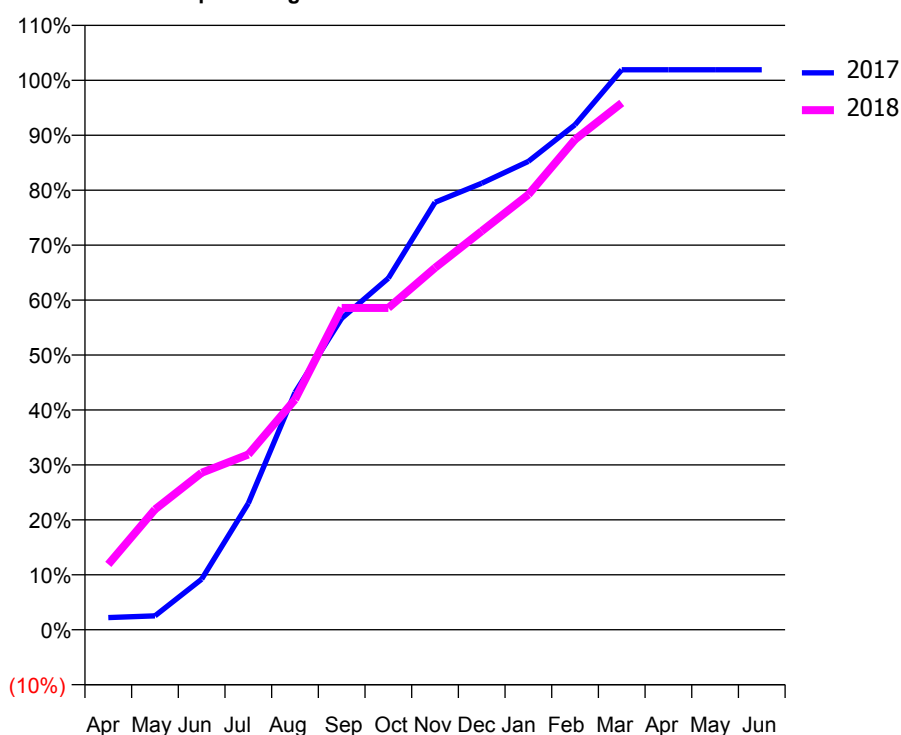
Q54 - Vital Signs Orthodontic At a Glance Contract Report for 157422/0007 - March 2018

Name or company name	Priory Dental Practice	17/18 Contracted general activity (UDA)	0
Contract type name	PDS Contract	Carry forward general activity (UDA)	0
Purpose of contract	Orthodontic	17/18 Contracted orthodontic activity (UOA)	630
Contract start date	13/06/2011	Carry forward orthodontic activity (UOA)	-12
Contract end date	31/03/2019	Baseline contract value	£30,325.81

ACCESS	Contract	England and Wales
24 month ratio of assessments to patient IDs	1.00	1.04

ACTIVITY	Contract
Contract assess and fit appliances (case starts) as a percentage of Area Team case starts	0.3 %

Cumulative percentage of contracted UOA delivered 2017 & 2018



Month	Adjusted Scheduled Activity (UOA)		
	2016	2017	2018
April	-15	14	75
May	-15	16	138
June	-11	58	180
July	31	145	201
August	138	272	264
September	226	357	369
October	354	403	369
November	417	490	415
December	438	512	457
January	438	537	499
February	607	579	562
March	649	642	604
April	671	642	
May	671	642	
June	671	642	

QUALITY (rolling 12 month period)

	Contract Quantity	Contract Base Number	Contract *	Area Team	Region	England
% of all assessments that were assess and fit appliances (case starts)	29	30	96.7%	53.8%	57.8%	60.1%
% of all assessments that were assess and refuse	0	30	0.0%	11.7%	11.2%	11.3%
% of all assessments that were assess and review	1	30	3.3%	34.5%	31.0%	28.6%
% of case starts with a reported IOTN of 3 and Aesthetic Component of 5 or below	0	29	N/A	0.0%	0.1%	0.1%
% of case starts with a reported IOTN of 3 and Aesthetic Component of 6 or above	0	29	N/A	2.2%	4.1%	4.1%
% of case starts with a reported IOTN of 4	26	29	89.7%	79.1%	76.4%	77.7%
% of case starts with a reported IOTN of 5	3	29	10.3%	17.9%	17.7%	16.8 %
% of concluded courses in receipt of dual-arch fixed appliances	9	13	69.2%	60.6%	69.8%	73.8%
% of concluded courses where treatment was abandoned or discontinued	0	13	0.0%	14.8%	8.3%	7.0%
% of patients satisfied with the treatment they have received	0	0	N/A	97.8%	96.6%	96.0%

* Figures in italics indicate that the base number is less than 100.

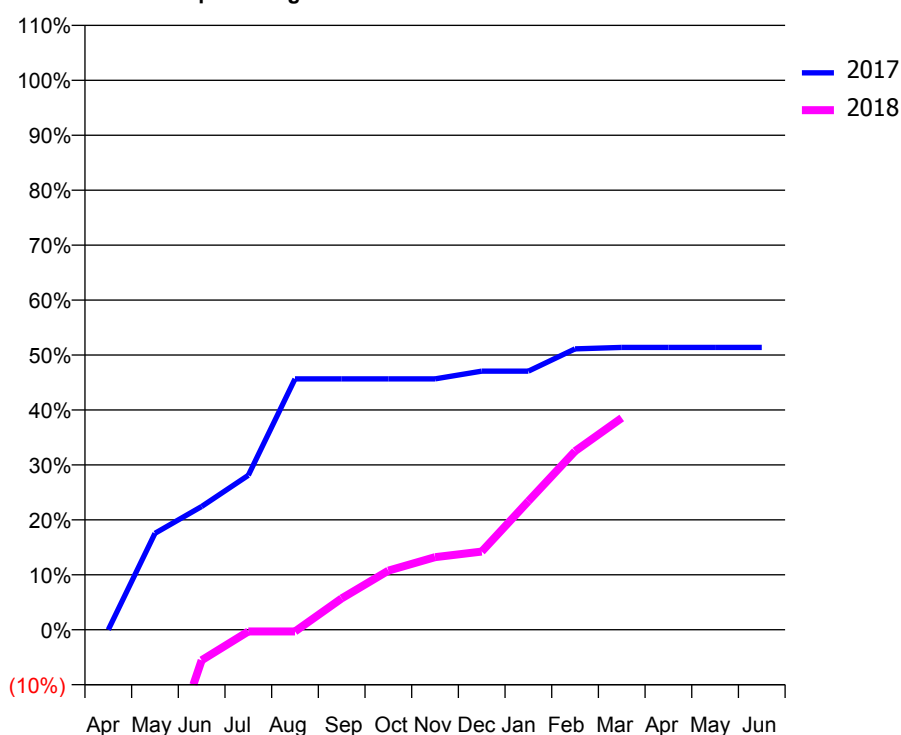
Q54 - Vital Signs Orthodontic At a Glance Contract Report for 171654/0001 - March 2018

Name or company name	Kingswinford Health Centre 2	17/18 Contracted general activity (UDA)	11,155
Contract type name	GDS Contract	Carry forward general activity (UDA)	38
Purpose of contract	General and Orthodontic	17/18 Contracted orthodontic activity (UOA)	2,080
Contract start date	01/09/2014	Carry forward orthodontic activity (UOA)	756
Contract end date		Baseline contract value	£383,581.91

ACCESS	Contract	England and Wales
24 month ratio of assessments to patient IDs	1.03	1.04

ACTIVITY	Contract
Contract assess and fit appliances (case starts) as a percentage of Area Team case starts	0.9 %

Cumulative percentage of contracted UOA delivered 2017 & 2018



Month	Adjusted Scheduled Activity (UOA)		
	2016	2017	2018
April	-3	0	-756
May	-3	273	-641
June	14	349	-116
July	35	437	-7
August	103	710	-7
September	232	710	119
October	232	710	224
November	232	710	275
December	232	732	296
January	232	732	487
February	232	795	676
March	684	799	802
April	726	799	
May	726	799	
June	726	799	

QUALITY (rolling 12 month period)

	Contract Quantity	Contract Base Number	Contract *	Area Team	Region	England
% of all assessments that were assess and fit appliances (case starts)	73	98	74.5%	53.8%	57.8%	60.1%
% of all assessments that were assess and refuse	7	98	7.1%	11.7%	11.2%	11.3%
% of all assessments that were assess and review	18	98	18.4%	34.5%	31.0%	28.6%
% of case starts with a reported IOTN of 3 and Aesthetic Component of 5 or below	0	73	N/A	0.0%	0.1%	0.1%
% of case starts with a reported IOTN of 3 and Aesthetic Component of 6 or above	3	73	4.1%	2.2%	4.1%	4.1%
% of case starts with a reported IOTN of 4	58	73	79.5%	79.1%	76.4%	77.7%
% of case starts with a reported IOTN of 5	12	73	16.4%	17.9%	17.7%	16.8 %
% of concluded courses in receipt of dual-arch fixed appliances	13	30	43.3%	60.6%	69.8%	73.8%
% of concluded courses where treatment was abandoned or discontinued	16	30	53.3%	14.8%	8.3%	7.0%
% of patients satisfied with the treatment they have received	2	2	100.0%	97.8%	96.6%	96.0%

* Figures in italics indicate that the base number is less than 100.

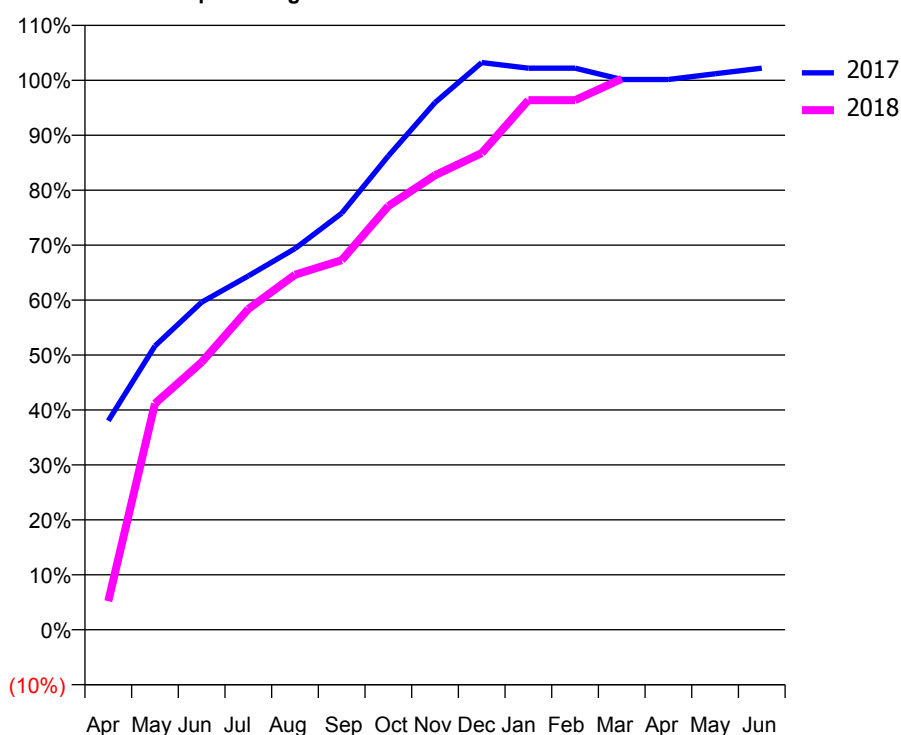
Q54 - Vital Signs Orthodontic At a Glance Contract Report for 176745/0001 - March 2018

Name or company name	Dr V Ansari	17/18 Contracted general activity (UDA)	3,216
Contract type name	GDS Contract	Carry forward general activity (UDA)	-6
Purpose of contract	General and Orthodontic	17/18 Contracted orthodontic activity (UOA)	2,407
Contract start date	01/04/2012	Carry forward orthodontic activity (UOA)	-41
Contract end date		Baseline contract value	£234,718.84

ACCESS	Contract	England and Wales
24 month ratio of assessments to patient IDs	1.09	1.04

ACTIVITY	Contract
Contract assess and fit appliances (case starts) as a percentage of Area Team case starts	1.3 %

Cumulative percentage of contracted UOA delivered 2017 & 2018



Month	Adjusted Scheduled Activity (UOA)		
	2016	2017	2018
April	438	780	125
May	642	1,059	991
June	727	1,222	1,172
July	944	1,320	1,405
August	1,124	1,422	1,555
September	1,276	1,554	1,619
October	1,304	1,768	1,856
November	1,537	1,967	1,991
December	1,757	2,116	2,088
January	1,759	2,095	2,320
February	1,953	2,095	2,320
March	2,047	2,053	2,413
April	2,047	2,053	
May	2,068	2,074	
June	2,068	2,095	

QUALITY (rolling 12 month period)

	Contract Quantity	Contract Base Number	Contract *	Area Team	Region	England
% of all assessments that were assess and fit appliances (case starts)	109	266	41.0%	53.8%	57.8%	60.1%
% of all assessments that were assess and refuse	53	266	19.9%	11.7%	11.2%	11.3%
% of all assessments that were assess and review	104	266	39.1%	34.5%	31.0%	28.6%
% of case starts with a reported IOTN of 3 and Aesthetic Component of 5 or below	0	109	N/A	0.0%	0.1%	0.1%
% of case starts with a reported IOTN of 3 and Aesthetic Component of 6 or above	1	109	0.9%	2.2%	4.1%	4.1%
% of case starts with a reported IOTN of 4	102	109	93.6%	79.1%	76.4%	77.7%
% of case starts with a reported IOTN of 5	6	109	5.5%	17.9%	17.7%	16.8 %
% of concluded courses in receipt of dual-arch fixed appliances	81	87	93.1%	60.6%	69.8%	73.8%
% of concluded courses where treatment was abandoned or discontinued	6	87	6.9%	14.8%	8.3%	7.0%
% of patients satisfied with the treatment they have received	2	2	100.0%	97.8%	96.6%	96.0%

* Figures in italics indicate that the base number is less than 100.

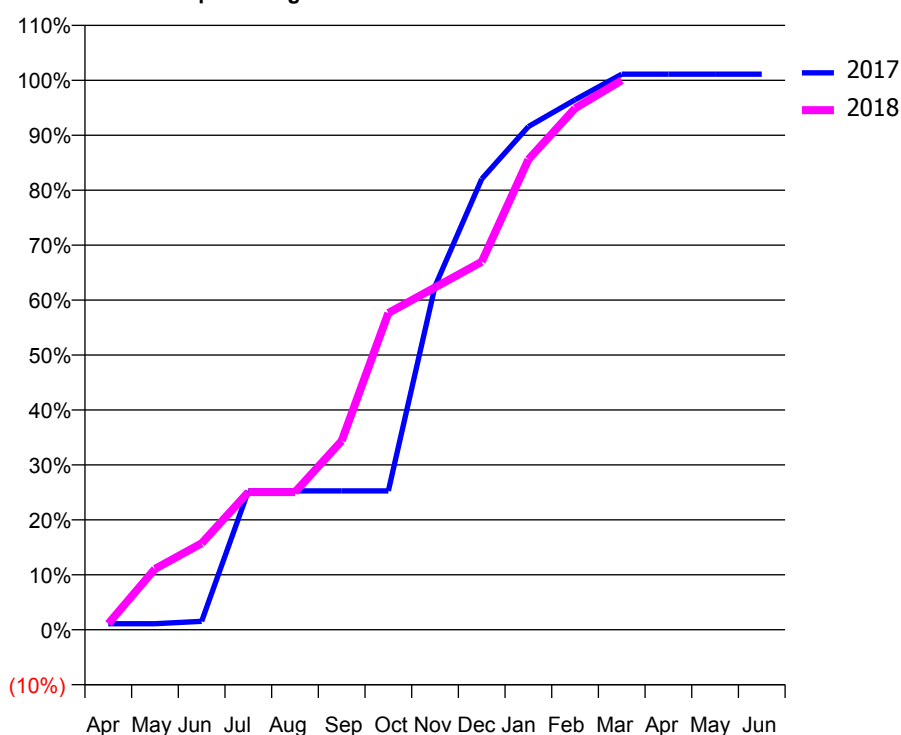
Q54 - Vital Signs Orthodontic At a Glance Contract Report for 184926/0001 - March 2018

Name or company name	Mrs Jaspreet Kiran Kaur Pahal	17/18 Contracted general activity (UDA)	7,545
Contract type name	GDS Contract	Carry forward general activity (UDA)	-8
Purpose of contract	General and Orthodontic	17/18 Contracted orthodontic activity (UOA)	451
Contract start date	01/01/2016	Carry forward orthodontic activity (UOA)	-5
Contract end date		Baseline contract value	£207,236.21

ACCESS	Contract	England and Wales
24 month ratio of assessments to patient IDs	1.04	1.04

ACTIVITY	Contract
Contract assess and fit appliances (case starts) as a percentage of Area Team case starts	0.2 %

Cumulative percentage of contracted UOA delivered 2017 & 2018



Month	Adjusted Scheduled Activity (UOA)		
	2016	2017	2018
April	0	5	5
May	0	5	50
June	0	7	71
July	0	114	113
August	0	114	113
September	0	114	155
October	0	114	260
November	0	282	281
December	0	370	302
January	0	413	386
February	3	435	428
March	24	456	451
April	66	456	
May	66	456	
June	66	456	

QUALITY (rolling 12 month period)	Contract Quantity	Contract Base Number	Contract *	Area Team	Region	England
% of all assessments that were assess and fit appliances (case starts)	21	26	80.8%	53.8%	57.8%	60.1%
% of all assessments that were assess and refuse	2	26	7.7%	11.7%	11.2%	11.3%
% of all assessments that were assess and review	3	26	11.5%	34.5%	31.0%	28.6%
% of case starts with a reported IOTN of 3 and Aesthetic Component of 5 or below	0	21	N/A	0.0%	0.1%	0.1%
% of case starts with a reported IOTN of 3 and Aesthetic Component of 6 or above	4	21	19.0%	2.2%	4.1%	4.1%
% of case starts with a reported IOTN of 4	15	21	71.4%	79.1%	76.4%	77.7%
% of case starts with a reported IOTN of 5	1	21	4.8%	17.9%	17.7%	16.8 %
% of concluded courses in receipt of dual-arch fixed appliances	0	7	N/A	60.6%	69.8%	73.8%
% of concluded courses where treatment was abandoned or discontinued	1	7	14.3%	14.8%	8.3%	7.0%
% of patients satisfied with the treatment they have received	0	0	N/A	97.8%	96.6%	96.0%

* Figures in italics indicate that the base number is less than 100.

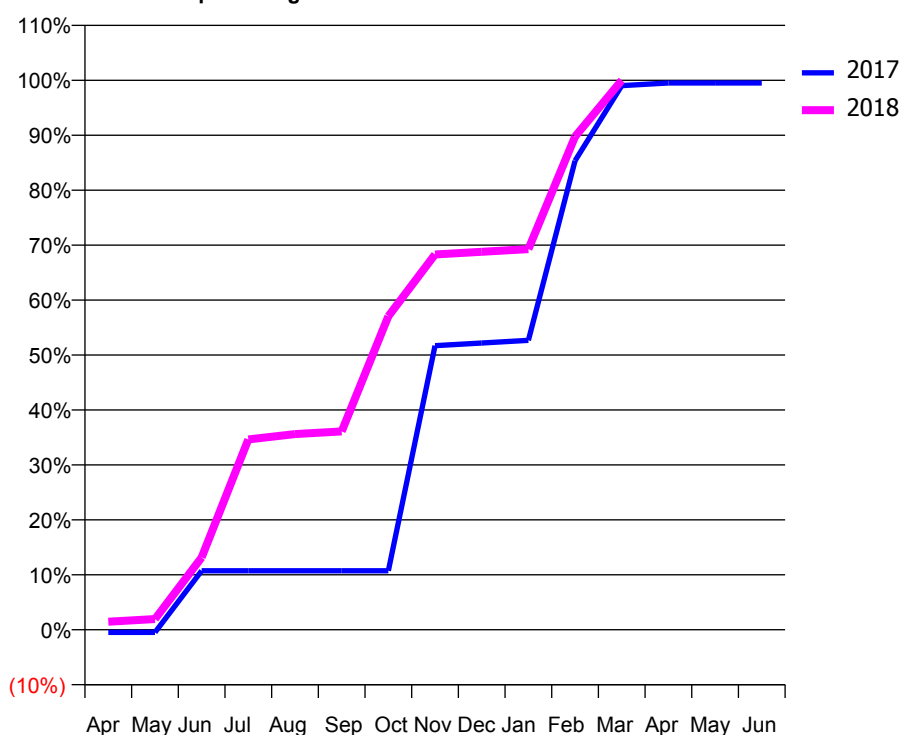
Q54 - Vital Signs Orthodontic At a Glance Contract Report for 190489/0001 - March 2018

Name or company name	Titley, Darby, Dehal and Associates	17/18 Contracted general activity (UDA)	27,023
Contract type name	GDS Contract	Carry forward general activity (UDA)	0
Purpose of contract	General and Orthodontic	17/18 Contracted orthodontic activity (UOA)	205
Contract start date	01/11/2011	Carry forward orthodontic activity (UOA)	0
Contract end date		Baseline contract value	£656,605.01

ACCESS	Contract	England and Wales
24 month ratio of assessments to patient IDs	1.08	1.04

ACTIVITY	Contract
Contract assess and fit appliances (case starts) as a percentage of Area Team case starts	0.1 %

Cumulative percentage of contracted UOA delivered 2017 & 2018



Month	Adjusted Scheduled Activity (UOA)		
	2016	2017	2018
April	0	-1	3
May	0	-1	4
June	2	22	27
July	3	22	71
August	3	22	73
September	3	22	74
October	3	22	117
November	111	106	140
December	154	107	141
January	156	108	142
February	181	175	184
March	182	203	205
April	204	204	
May	204	204	
June	204	204	

QUALITY (rolling 12 month period)

	Contract Quantity	Contract Base Number	Contract *	Area Team	Region	England
% of all assessments that were assess and fit appliances (case starts)	9	27	33.3%	53.8%	57.8%	60.1%
% of all assessments that were assess and refuse	5	27	18.5%	11.7%	11.2%	11.3%
% of all assessments that were assess and review	13	27	48.1%	34.5%	31.0%	28.6%
% of case starts with a reported IOTN of 3 and Aesthetic Component of 5 or below	0	9	N/A	0.0%	0.1%	0.1%
% of case starts with a reported IOTN of 3 and Aesthetic Component of 6 or above	0	9	N/A	2.2%	4.1%	4.1%
% of case starts with a reported IOTN of 4	9	9	100.0%	79.1%	76.4%	77.7%
% of case starts with a reported IOTN of 5	0	9	N/A	17.9%	17.7%	16.8 %
% of concluded courses in receipt of dual-arch fixed appliances	0	11	N/A	60.6%	69.8%	73.8%
% of concluded courses where treatment was abandoned or discontinued	0	11	0.0%	14.8%	8.3%	7.0%
% of patients satisfied with the treatment they have received	0	0	N/A	97.8%	96.6%	96.0%

* Figures in italics indicate that the base number is less than 100.

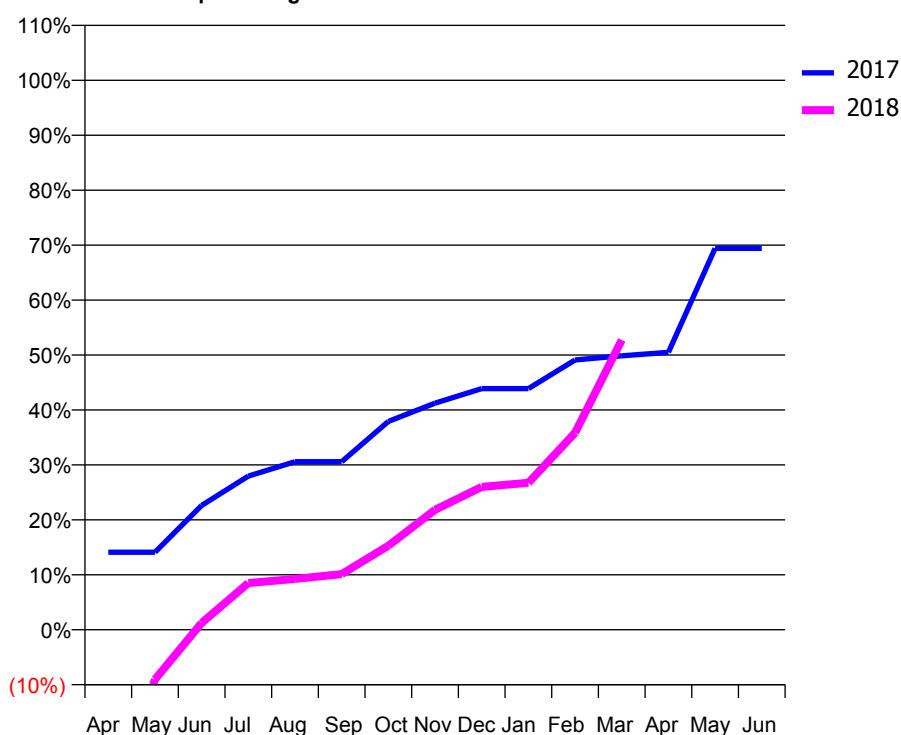
Q54 - Vital Signs Orthodontic At a Glance Contract Report for 192198/0001 - March 2018

Name or company name	Mr Richard Cure & Mr Preshaan Sitlu	17/18 Contracted general activity (UDA)	0
Contract type name	PDS Contract	Carry forward general activity (UDA)	0
Purpose of contract	Orthodontic	17/18 Contracted orthodontic activity (UOA)	2,903
Contract start date	02/08/2010	Carry forward orthodontic activity (UOA)	984
Contract end date	31/03/2019	Baseline contract value	£170,558.03

ACCESS	Contract	England and Wales
24 month ratio of assessments to patient IDs	1.01	1.04

ACTIVITY	Contract
Contract assess and fit appliances (case starts) as a percentage of Area Team case starts	1.8 %

Cumulative percentage of contracted UOA delivered 2017 & 2018



Month	Adjusted Scheduled Activity (UOA)		
	2016	2017	2018
April	18	454	-983
May	333	454	-263
June	333	728	36
July	569	900	247
August	930	984	269
September	994	984	294
October	994	1,220	444
November	1,223	1,327	634
December	1,312	1,412	755
January	1,361	1,412	777
February	1,500	1,580	1,041
March	1,587	1,604	1,531
April	1,631	1,625	
May	1,631	2,234	
June	1,633	2,234	

QUALITY (rolling 12 month period)	Contract Quantity	Contract Base Number	Contract *	Area Team	Region	England
% of all assessments that were assess and fit appliances (case starts)	150	204	73.5%	53.8%	57.8%	60.1%
% of all assessments that were assess and refuse	14	204	6.9%	11.7%	11.2%	11.3%
% of all assessments that were assess and review	40	204	19.6%	34.5%	31.0%	28.6%
% of case starts with a reported IOTN of 3 and Aesthetic Component of 5 or below	0	150	N/A	0.0%	0.1%	0.1%
% of case starts with a reported IOTN of 3 and Aesthetic Component of 6 or above	2	150	1.3%	2.2%	4.1%	4.1%
% of case starts with a reported IOTN of 4	132	150	88.0%	79.1%	76.4%	77.7%
% of case starts with a reported IOTN of 5	16	150	10.7%	17.9%	17.7%	16.8 %
% of concluded courses in receipt of dual-arch fixed appliances	20	102	19.6%	60.6%	69.8%	73.8%
% of concluded courses where treatment was abandoned or discontinued	5	102	4.9%	14.8%	8.3%	7.0%
% of patients satisfied with the treatment they have received	15	15	100.0%	97.8%	96.6%	96.0%

* Figures in italics indicate that the base number is less than 100.

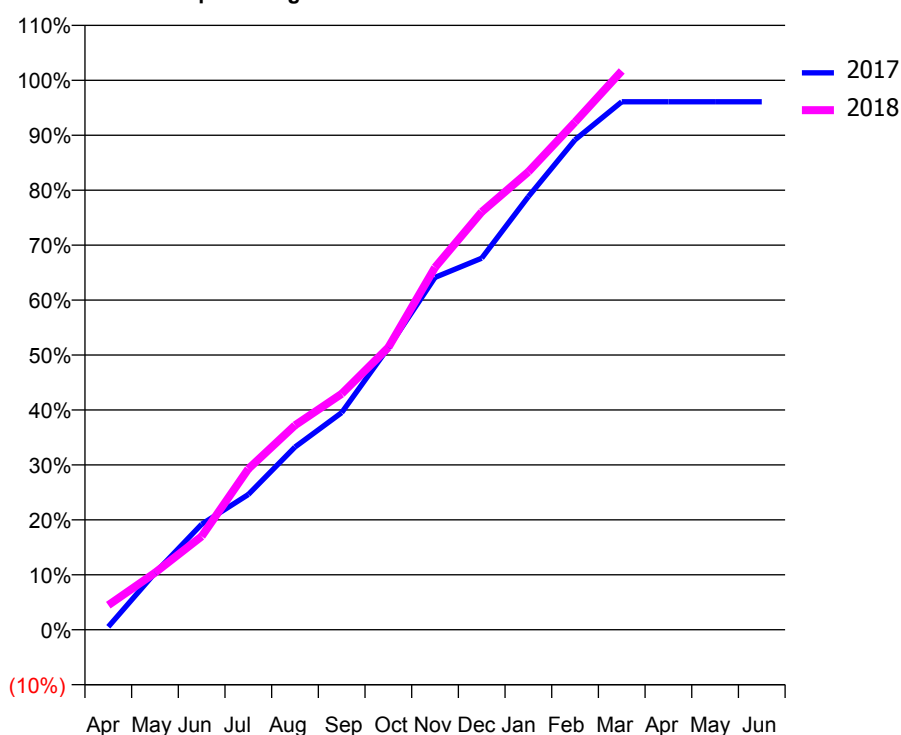
Q54 - Vital Signs Orthodontic At a Glance Contract Report for 199001/0001 - March 2018

Name or company name	Orthodontics For You	17/18 Contracted general activity (UDA)	0
Contract type name	PDS Contract	Carry forward general activity (UDA)	0
Purpose of contract	Orthodontic	17/18 Contracted orthodontic activity (UOA)	12,637
Contract start date	01/07/2011	Carry forward orthodontic activity (UOA)	0
Contract end date	31/03/2019	Baseline contract value	£824,580.30

ACCESS	Contract	England and Wales
24 month ratio of assessments to patient IDs	1.05	1.04

ACTIVITY	Contract
Contract assess and fit appliances (case starts) as a percentage of Area Team case starts	7.1 %

Cumulative percentage of contracted UOA delivered 2017 & 2018



Month	Adjusted Scheduled Activity (UOA)		
	2016	2017	2018
April	666	70	565
May	1,276	1,306	1,312
June	1,767	2,430	2,149
July	3,928	3,117	3,700
August	4,885	4,210	4,702
September	5,766	5,003	5,425
October	6,684	6,498	6,493
November	7,486	8,116	8,335
December	8,889	8,559	9,608
January	9,382	9,979	10,533
February	10,768	11,287	11,677
March	12,008	12,161	12,852
April	12,620	12,161	
May	12,620	12,161	
June	12,620	12,161	

QUALITY (rolling 12 month period)

	Contract Quantity	Contract Base Number	Contract *	Area Team	Region	England
% of all assessments that were assess and fit appliances (case starts)	605	1,532	39.5%	53.8%	57.8%	60.1%
% of all assessments that were assess and refuse	120	1,532	7.8%	11.7%	11.2%	11.3%
% of all assessments that were assess and review	807	1,532	52.7%	34.5%	31.0%	28.6%
% of case starts with a reported IOTN of 3 and Aesthetic Component of 5 or below	0	605	N/A	0.0%	0.1%	0.1%
% of case starts with a reported IOTN of 3 and Aesthetic Component of 6 or above	0	605	N/A	2.2%	4.1%	4.1%
% of case starts with a reported IOTN of 4	458	605	75.7%	79.1%	76.4%	77.7%
% of case starts with a reported IOTN of 5	133	605	22.0%	17.9%	17.7%	16.8 %
% of concluded courses in receipt of dual-arch fixed appliances	400	500	80.0%	60.6%	69.8%	73.8%
% of concluded courses where treatment was abandoned or discontinued	39	500	7.8%	14.8%	8.3%	7.0%
% of patients satisfied with the treatment they have received	19	19	100.0%	97.8%	96.6%	96.0%

* Figures in italics indicate that the base number is less than 100.

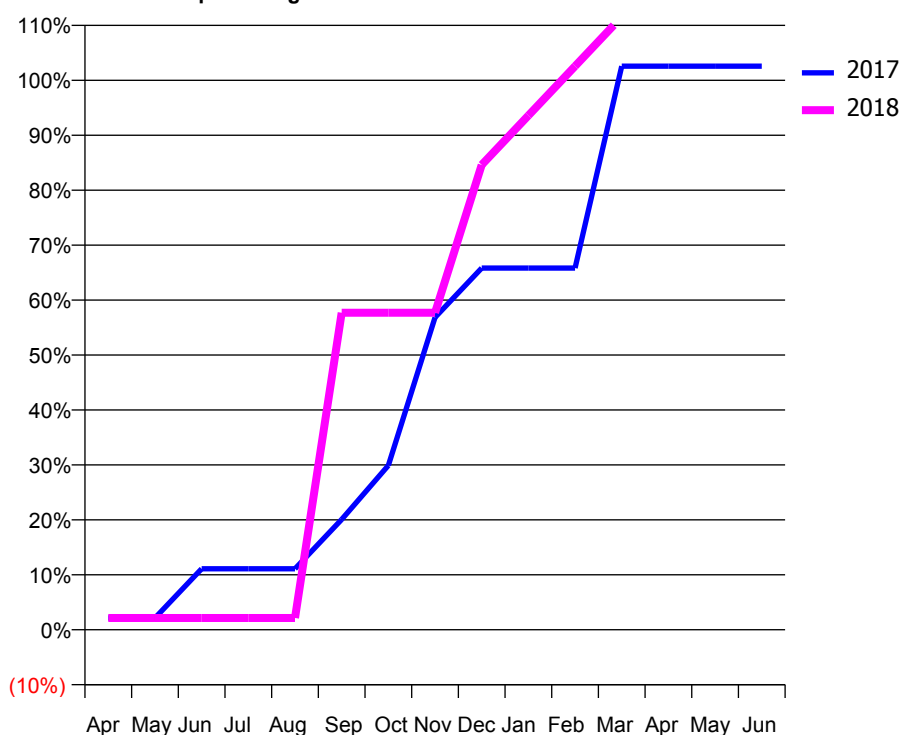
Q54 - Vital Signs Orthodontic At a Glance Contract Report for 220124/0001 - March 2018

Name or company name	MR PK PATEL	17/18 Contracted general activity (UDA)	11,324
Contract type name	GDS Contract	Carry forward general activity (UDA)	-109
Purpose of contract	General and Orthodontic	17/18 Contracted orthodontic activity (UOA)	234
Contract start date	01/04/2006	Carry forward orthodontic activity (UOA)	-5
Contract end date		Baseline contract value	£351,240.61

ACCESS	Contract	England and Wales
24 month ratio of assessments to patient IDs	1.00	1.04

ACTIVITY	Contract
Contract assess and fit appliances (case starts) as a percentage of Area Team case starts	0.1 %

Cumulative percentage of contracted UOA delivered 2017 & 2018



Month	Adjusted Scheduled Activity (UOA)		
	2016	2017	2018
April	-6	5	5
May	36	5	5
June	57	26	5
July	78	26	5
August	78	26	5
September	78	47	135
October	78	70	135
November	78	133	135
December	78	154	198
January	78	154	219
February	78	154	240
March	78	240	261
April	246	240	
May	246	240	
June	246	240	

QUALITY (rolling 12 month period)

	Contract Quantity	Contract Base Number	Contract *	Area Team	Region	England
% of all assessments that were assess and fit appliances (case starts)	12	12	100.0%	53.8%	57.8%	60.1%
% of all assessments that were assess and refuse	0	12	0.0%	11.7%	11.2%	11.3%
% of all assessments that were assess and review	0	12	0.0%	34.5%	31.0%	28.6%
% of case starts with a reported IOTN of 3 and Aesthetic Component of 5 or below	0	12	N/A	0.0%	0.1%	0.1%
% of case starts with a reported IOTN of 3 and Aesthetic Component of 6 or above	0	12	N/A	2.2%	4.1%	4.1%
% of case starts with a reported IOTN of 4	10	12	83.3%	79.1%	76.4%	77.7%
% of case starts with a reported IOTN of 5	2	12	16.7%	17.9%	17.7%	16.8 %
% of concluded courses in receipt of dual-arch fixed appliances	11	11	100.0%	60.6%	69.8%	73.8%
% of concluded courses where treatment was abandoned or discontinued	0	11	0.0%	14.8%	8.3%	7.0%
% of patients satisfied with the treatment they have received	0	0	N/A	97.8%	96.6%	96.0%

* Figures in italics indicate that the base number is less than 100.

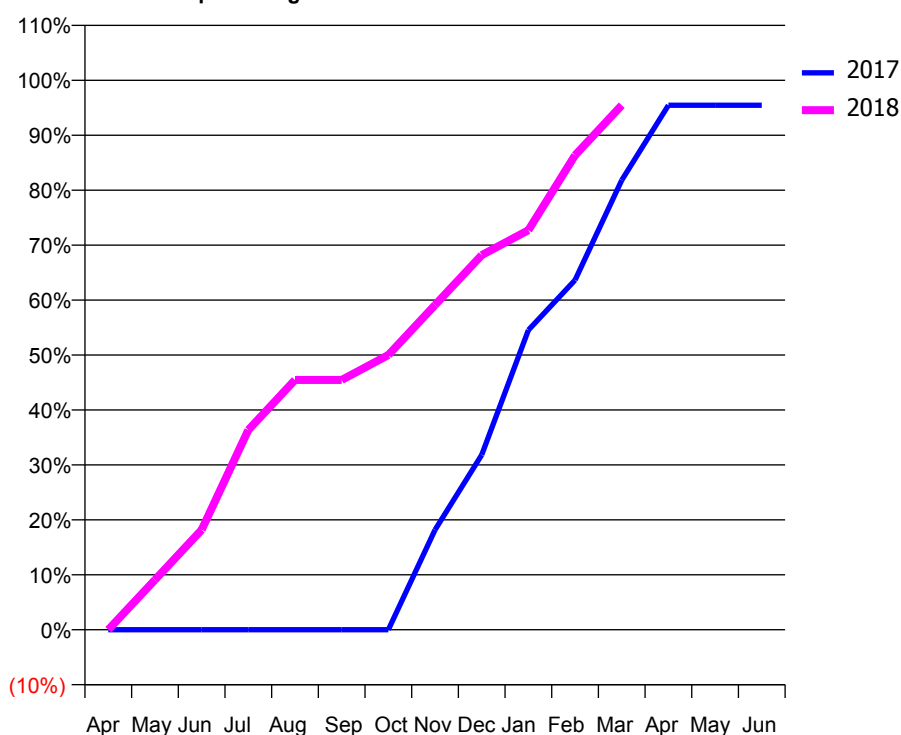
Q54 - Vital Signs Orthodontic At a Glance Contract Report for 220922/0001 - March 2018

Name or company name	MR JS SIDHU	17/18 Contracted general activity (UDA)	19,884
Contract type name	GDS Contract	Carry forward general activity (UDA)	-384
Purpose of contract	General and Orthodontic	17/18 Contracted orthodontic activity (UOA)	22
Contract start date	01/04/2006	Carry forward orthodontic activity (UOA)	0
Contract end date		Baseline contract value	£509,009.10

ACCESS	Contract	England and Wales
24 month ratio of assessments to patient IDs	1.00	1.04

ACTIVITY	Contract
Contract assess and fit appliances (case starts) as a percentage of Area Team case starts	0.0 %

Cumulative percentage of contracted UOA delivered 2017 & 2018



Month	Adjusted Scheduled Activity (UOA)		
	2016	2017	2018
April	0	0	0
May	1	0	2
June	4	0	4
July	9	0	8
August	31	0	10
September	35	0	10
October	36	0	11
November	38	4	13
December	40	7	15
January	40	12	16
February	40	14	19
March	40	18	21
April	40	21	
May	40	21	
June	40	21	

QUALITY (rolling 12 month period)

	Contract Quantity	Contract Base Number	Contract *	Area Team	Region	England
% of all assessments that were assess and fit appliances (case starts)	0	24	0.0%	53.8%	57.8%	60.1%
% of all assessments that were assess and refuse	7	24	29.2%	11.7%	11.2%	11.3%
% of all assessments that were assess and review	17	24	70.8%	34.5%	31.0%	28.6%
% of case starts with a reported IOTN of 3 and Aesthetic Component of 5 or below	0	0	N/A	0.0%	0.1%	0.1%
% of case starts with a reported IOTN of 3 and Aesthetic Component of 6 or above	0	0	N/A	2.2%	4.1%	4.1%
% of case starts with a reported IOTN of 4	0	0	N/A	79.1%	76.4%	77.7%
% of case starts with a reported IOTN of 5	0	0	N/A	17.9%	17.7%	16.8 %
% of concluded courses in receipt of dual-arch fixed appliances	0	0	N/A	60.6%	69.8%	73.8%
% of concluded courses where treatment was abandoned or discontinued	0	0	N/A	14.8%	8.3%	7.0%
% of patients satisfied with the treatment they have received	0	0	N/A	97.8%	96.6%	96.0%

* Figures in italics indicate that the base number is less than 100.

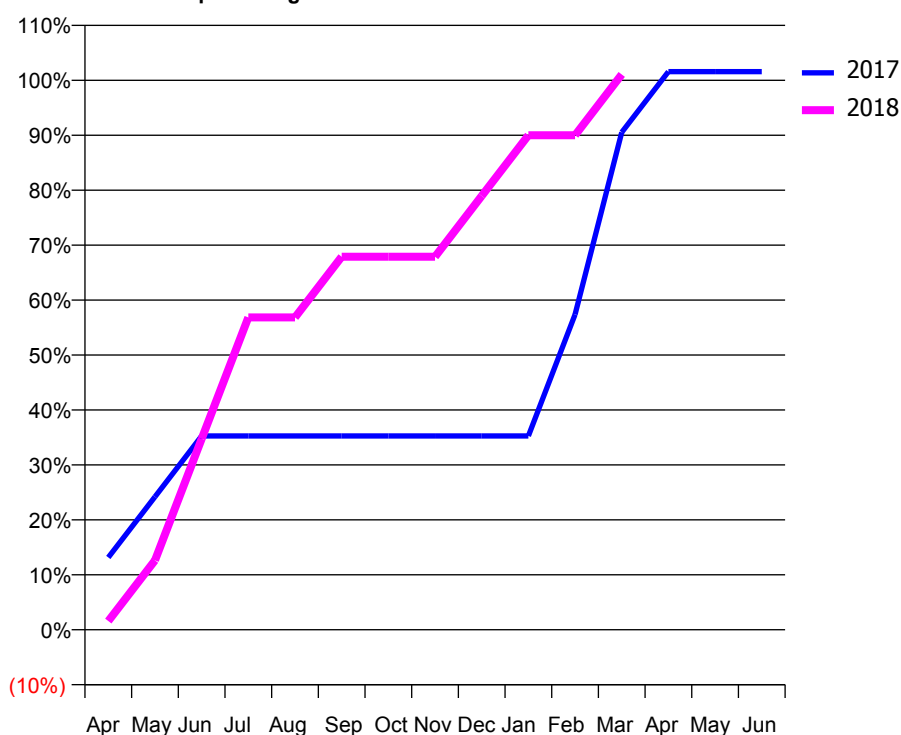
Q54 - Vital Signs Orthodontic At a Glance Contract Report for 241083/0001 - March 2018

Name or company name	MR V SUDRA	17/18 Contracted general activity (UDA)	11,592
Contract type name	GDS Contract	Carry forward general activity (UDA)	1,427
Purpose of contract	General and Orthodontic	17/18 Contracted orthodontic activity (UOA)	190
Contract start date	01/04/2006	Carry forward orthodontic activity (UOA)	-3
Contract end date		Baseline contract value	£378,461.94

ACCESS	Contract	England and Wales
24 month ratio of assessments to patient IDs	1.00	1.04

ACTIVITY	Contract
Contract assess and fit appliances (case starts) as a percentage of Area Team case starts	0.1 %

Cumulative percentage of contracted UOA delivered 2017 & 2018



Month	Adjusted Scheduled Activity (UOA)		
	2016	2017	2018
April	4	25	3
May	4	46	24
June	46	67	66
July	109	67	108
August	130	67	108
September	173	67	129
October	194	67	129
November	194	67	129
December	194	67	150
January	194	67	171
February	194	109	171
March	194	172	192
April	194	193	
May	194	193	
June	194	193	

QUALITY (rolling 12 month period)

	Contract Quantity	Contract Base Number	Contract *	Area Team	Region	England
% of all assessments that were assess and fit appliances (case starts)	10	10	100.0%	53.8%	57.8%	60.1%
% of all assessments that were assess and refuse	0	10	0.0%	11.7%	11.2%	11.3%
% of all assessments that were assess and review	0	10	0.0%	34.5%	31.0%	28.6%
% of case starts with a reported IOTN of 3 and Aesthetic Component of 5 or below	0	10	N/A	0.0%	0.1%	0.1%
% of case starts with a reported IOTN of 3 and Aesthetic Component of 6 or above	0	10	N/A	2.2%	4.1%	4.1%
% of case starts with a reported IOTN of 4	9	10	90.0%	79.1%	76.4%	77.7%
% of case starts with a reported IOTN of 5	1	10	10.0%	17.9%	17.7%	16.8 %
% of concluded courses in receipt of dual-arch fixed appliances	10	13	76.9%	60.6%	69.8%	73.8%
% of concluded courses where treatment was abandoned or discontinued	0	13	0.0%	14.8%	8.3%	7.0%
% of patients satisfied with the treatment they have received	0	0	N/A	97.8%	96.6%	96.0%

* Figures in italics indicate that the base number is less than 100.

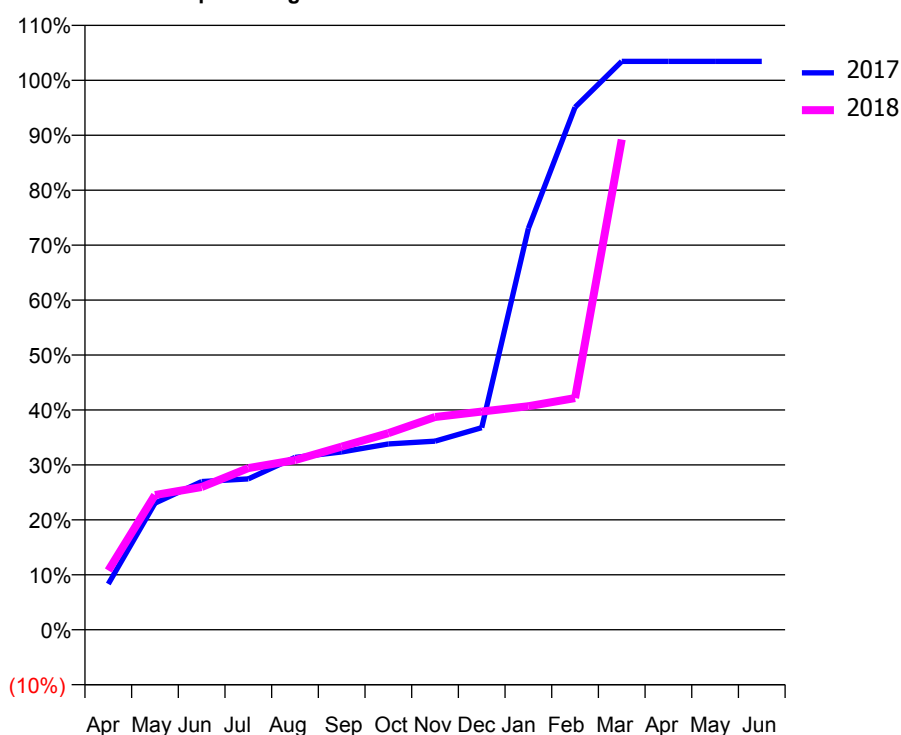
Q54 - Vital Signs Orthodontic At a Glance Contract Report for 244228/0001 - March 2018

Name or company name	MR JS BARDHA	17/18 Contracted general activity (UDA)	9,698
Contract type name	GDS Contract	Carry forward general activity (UDA)	16
Purpose of contract	General and Orthodontic	17/18 Contracted orthodontic activity (UOA)	204
Contract start date	01/04/2006	Carry forward orthodontic activity (UOA)	-5
Contract end date		Baseline contract value	£278,171.41

ACCESS	Contract	England and Wales
24 month ratio of assessments to patient IDs	1.07	1.04

ACTIVITY	Contract
Contract assess and fit appliances (case starts) as a percentage of Area Team case starts	0.1 %

Cumulative percentage of contracted UOA delivered 2017 & 2018



Month	Adjusted Scheduled Activity (UOA)		
	2016	2017	2018
April	11	17	22
May	16	47	50
June	26	55	53
July	67	56	60
August	70	64	63
September	90	66	68
October	99	69	73
November	103	70	79
December	111	75	81
January	135	149	83
February	140	194	86
March	183	211	182
April	208	211	
May	208	211	
June	208	211	

QUALITY (rolling 12 month period)

	Contract Quantity	Contract Base Number	Contract *	Area Team	Region	England
% of all assessments that were assess and fit appliances (case starts)	6	74	8.1%	53.8%	57.8%	60.1%
% of all assessments that were assess and refuse	0	74	0.0%	11.7%	11.2%	11.3%
% of all assessments that were assess and review	68	74	91.9%	34.5%	31.0%	28.6%
% of case starts with a reported IOTN of 3 and Aesthetic Component of 5 or below	0	6	N/A	0.0%	0.1%	0.1%
% of case starts with a reported IOTN of 3 and Aesthetic Component of 6 or above	0	6	N/A	2.2%	4.1%	4.1%
% of case starts with a reported IOTN of 4	6	6	100.0%	79.1%	76.4%	77.7%
% of case starts with a reported IOTN of 5	0	6	N/A	17.9%	17.7%	16.8 %
% of concluded courses in receipt of dual-arch fixed appliances	0	0	N/A	60.6%	69.8%	73.8%
% of concluded courses where treatment was abandoned or discontinued	0	0	N/A	14.8%	8.3%	7.0%
% of patients satisfied with the treatment they have received	0	0	N/A	97.8%	96.6%	96.0%

* Figures in italics indicate that the base number is less than 100.

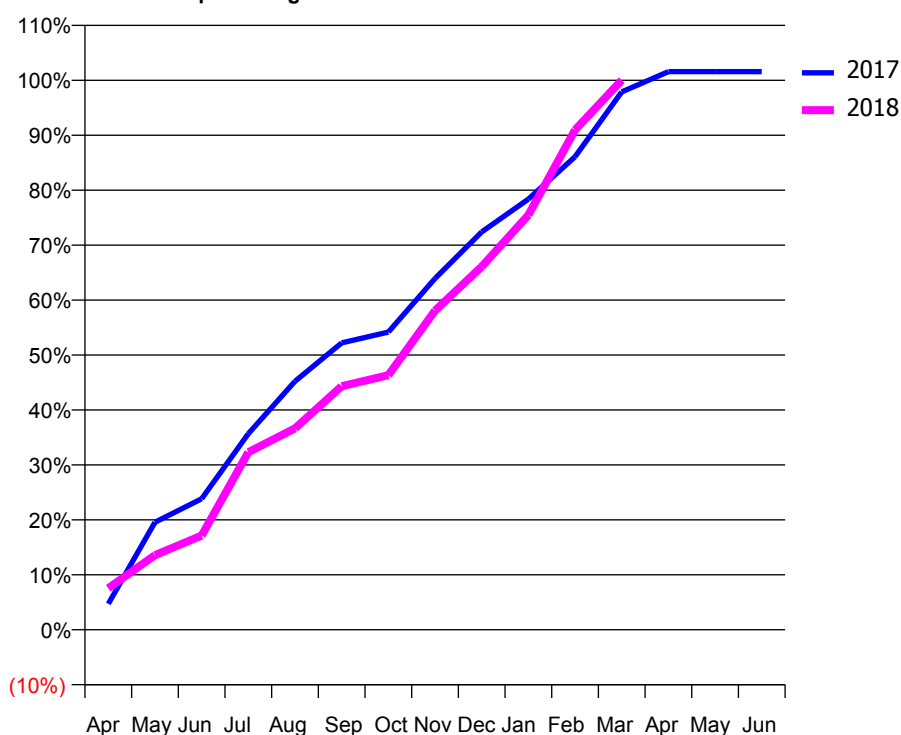
Q54 - Vital Signs Orthodontic At a Glance Contract Report for 249432/0001 - March 2018

Name or company name	C S Practice Services Limited	17/18 Contracted general activity (UDA)	0
Contract type name	PDS Contract	Carry forward general activity (UDA)	0
Purpose of contract	Orthodontic	17/18 Contracted orthodontic activity (UOA)	6,292
Contract start date	01/04/2006	Carry forward orthodontic activity (UOA)	-99
Contract end date	31/03/2018	Baseline contract value	£412,692.58

ACCESS	Contract	England and Wales
24 month ratio of assessments to patient IDs	1.03	1.04

ACTIVITY	Contract
Contract assess and fit appliances (case starts) as a percentage of Area Team case starts	3.6 %

Cumulative percentage of contracted UOA delivered 2017 & 2018



Month	Adjusted Scheduled Activity (UOA)		
	2016	2017	2018
April	-60	297	476
May	322	1,231	854
June	721	1,500	1,078
July	1,554	2,246	2,033
August	1,848	2,846	2,306
September	2,142	3,285	2,789
October	2,839	3,409	2,915
November	3,208	4,022	3,654
December	3,932	4,556	4,158
January	4,238	4,931	4,750
February	5,006	5,417	5,724
March	6,107	6,158	6,293
April	6,287	6,391	
May	6,287	6,391	
June	6,288	6,391	

QUALITY (rolling 12 month period)

	Contract Quantity	Contract Base Number	Contract *	Area Team	Region	England
% of all assessments that were assess and fit appliances (case starts)	302	582	51.9%	53.8%	57.8%	60.1%
% of all assessments that were assess and refuse	57	582	9.8%	11.7%	11.2%	11.3%
% of all assessments that were assess and review	223	582	38.3%	34.5%	31.0%	28.6%
% of case starts with a reported IOTN of 3 and Aesthetic Component of 5 or below	0	302	N/A	0.0%	0.1%	0.1%
% of case starts with a reported IOTN of 3 and Aesthetic Component of 6 or above	10	302	3.3%	2.2%	4.1%	4.1%
% of case starts with a reported IOTN of 4	225	302	74.5%	79.1%	76.4%	77.7%
% of case starts with a reported IOTN of 5	67	302	22.2%	17.9%	17.7%	16.8 %
% of concluded courses in receipt of dual-arch fixed appliances	0	204	N/A	60.6%	69.8%	73.8%
% of concluded courses where treatment was abandoned or discontinued	8	204	3.9%	14.8%	8.3%	7.0%
% of patients satisfied with the treatment they have received	12	12	100.0%	97.8%	96.6%	96.0%

* Figures in italics indicate that the base number is less than 100.

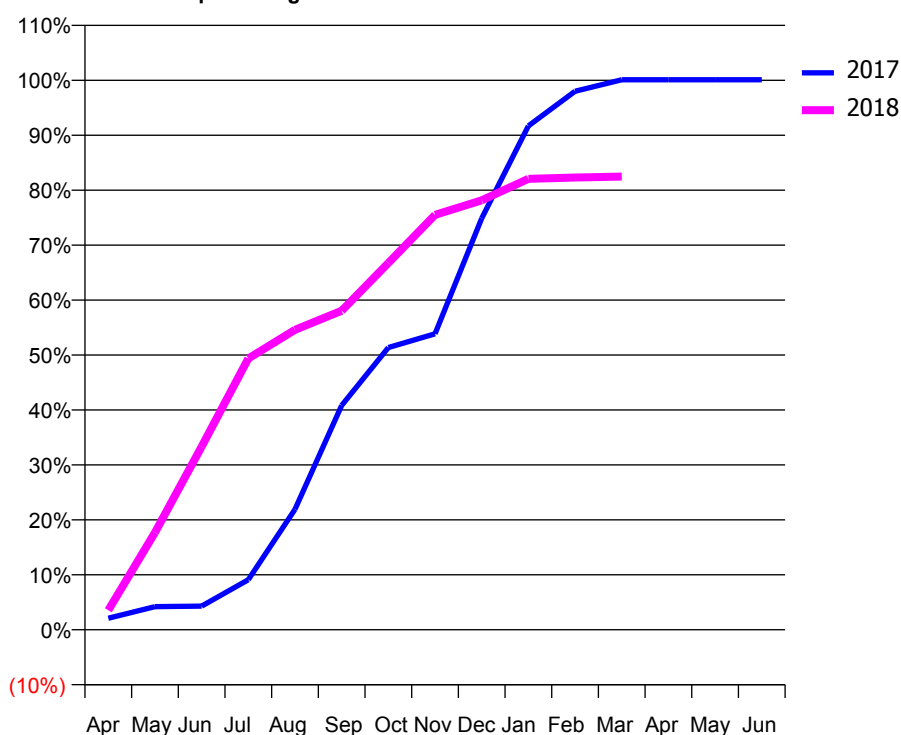
Q54 - Vital Signs Orthodontic At a Glance Contract Report for 250333/0001 - March 2018

Name or company name	MR JS JANDU	17/18 Contracted general activity (UDA)	22,064
Contract type name	GDS Contract	Carry forward general activity (UDA)	0
Purpose of contract	General and Orthodontic	17/18 Contracted orthodontic activity (UOA)	1,209
Contract start date	01/04/2008	Carry forward orthodontic activity (UOA)	0
Contract end date		Baseline contract value	£644,162.26

ACCESS	Contract	England and Wales
24 month ratio of assessments to patient IDs	1.00	1.04

ACTIVITY	Contract
Contract assess and fit appliances (case starts) as a percentage of Area Team case starts	0.6 %

Cumulative percentage of contracted UOA delivered 2017 & 2018



Month	Adjusted Scheduled Activity (UOA)		
	2016	2017	2018
April	2	21	43
May	128	42	214
June	213	43	403
July	360	91	597
August	444	219	660
September	507	408	702
October	528	513	807
November	570	538	913
December	591	748	945
January	633	916	992
February	633	979	995
March	780	1,000	997
April	864	1,000	
May	864	1,000	
June	864	1,000	

QUALITY (rolling 12 month period)

	Contract Quantity	Contract Base Number	Contract *	Area Team	Region	England
% of all assessments that were assess and fit appliances (case starts)	47	74	63.5%	53.8%	57.8%	60.1%
% of all assessments that were assess and refuse	5	74	6.8%	11.7%	11.2%	11.3%
% of all assessments that were assess and review	22	74	29.7%	34.5%	31.0%	28.6%
% of case starts with a reported IOTN of 3 and Aesthetic Component of 5 or below	0	47	N/A	0.0%	0.1%	0.1%
% of case starts with a reported IOTN of 3 and Aesthetic Component of 6 or above	0	47	N/A	2.2%	4.1%	4.1%
% of case starts with a reported IOTN of 4	43	47	91.5%	79.1%	76.4%	77.7%
% of case starts with a reported IOTN of 5	4	47	8.5%	17.9%	17.7%	16.8 %
% of concluded courses in receipt of dual-arch fixed appliances	0	22	N/A	60.6%	69.8%	73.8%
% of concluded courses where treatment was abandoned or discontinued	12	22	54.5%	14.8%	8.3%	7.0%
% of patients satisfied with the treatment they have received	0	0	N/A	97.8%	96.6%	96.0%

* Figures in italics indicate that the base number is less than 100.

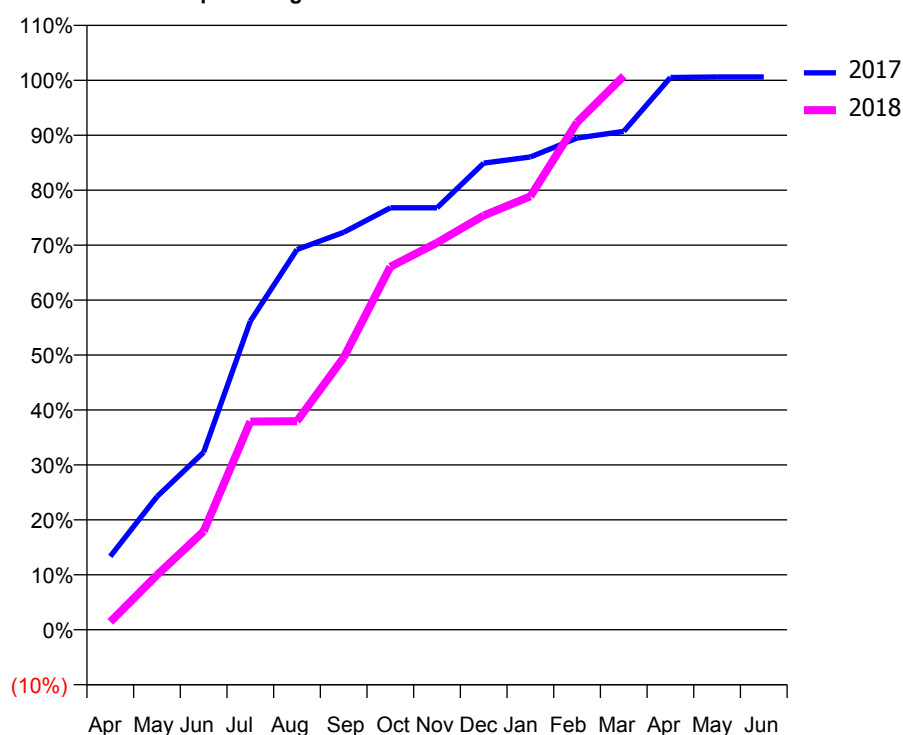
Q54 - Vital Signs Orthodontic At a Glance Contract Report for 300012/0003 - March 2018

Name or company name	MR EE THOMPSON	17/18 Contracted general activity (UDA)	24,718
Contract type name	GDS Contract	Carry forward general activity (UDA)	0
Purpose of contract	General and Orthodontic	17/18 Contracted orthodontic activity (UOA)	2,499
Contract start date	20/09/2010	Carry forward orthodontic activity (UOA)	-13
Contract end date		Baseline contract value	£808,138.09

ACCESS	Contract	England and Wales
24 month ratio of assessments to patient IDs	1.00	1.04

ACTIVITY	Contract
Contract assess and fit appliances (case starts) as a percentage of Area Team case starts	1.5 %

Cumulative percentage of contracted UOA delivered 2017 & 2018



Month	Adjusted Scheduled Activity (UOA)		
	2016	2017	2018
April	11	286	36
May	148	519	249
June	171	692	448
July	1,184	1,203	947
August	1,319	1,482	949
September	1,537	1,549	1,238
October	1,817	1,645	1,651
November	1,886	1,645	1,760
December	1,976	1,819	1,884
January	1,977	1,843	1,971
February	1,982	1,917	2,308
March	2,105	1,943	2,518
April	2,210	2,153	
May	2,211	2,155	
June	2,217	2,155	

QUALITY (rolling 12 month period)

	Contract Quantity	Contract Base Number	Contract *	Area Team	Region	England
% of all assessments that were assess and fit appliances (case starts)	127	208	61.1%	53.8%	57.8%	60.1%
% of all assessments that were assess and refuse	39	208	18.8%	11.7%	11.2%	11.3%
% of all assessments that were assess and review	42	208	20.2%	34.5%	31.0%	28.6%
% of case starts with a reported IOTN of 3 and Aesthetic Component of 5 or below	0	127	N/A	0.0%	0.1%	0.1%
% of case starts with a reported IOTN of 3 and Aesthetic Component of 6 or above	4	127	3.1%	2.2%	4.1%	4.1%
% of case starts with a reported IOTN of 4	100	127	78.7%	79.1%	76.4%	77.7%
% of case starts with a reported IOTN of 5	23	127	18.1%	17.9%	17.7%	16.8 %
% of concluded courses in receipt of dual-arch fixed appliances	70	74	94.6%	60.6%	69.8%	73.8%
% of concluded courses where treatment was abandoned or discontinued	2	74	2.7%	14.8%	8.3%	7.0%
% of patients satisfied with the treatment they have received	3	4	75.0%	97.8%	96.6%	96.0%

* Figures in italics indicate that the base number is less than 100.

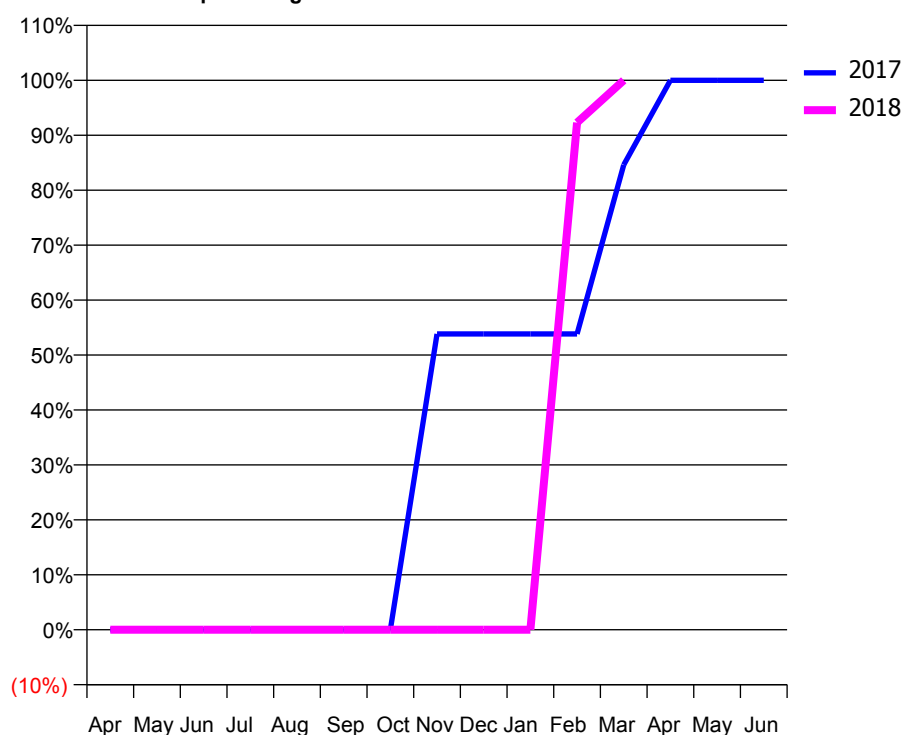
Q54 - Vital Signs Orthodontic At a Glance Contract Report for 303089/0001 - March 2018

Name or company name	Ashleigh Dental Practice	17/18 Contracted general activity (UDA)	14,412
Contract type name	GDS Contract	Carry forward general activity (UDA)	-2
Purpose of contract	General and Orthodontic	17/18 Contracted orthodontic activity (UOA)	273
Contract start date	01/04/2006	Carry forward orthodontic activity (UOA)	0
Contract end date		Baseline contract value	£361,596.72

ACCESS	Contract	England and Wales
24 month ratio of assessments to patient IDs	1.07	1.04

ACTIVITY	Contract
Contract assess and fit appliances (case starts) as a percentage of Area Team case starts	0.2 %

Cumulative percentage of contracted UOA delivered 2017 & 2018



Month	Adjusted Scheduled Activity (UOA)		
	2016	2017	2018
April	0	0	0
May	0	0	0
June	0	0	0
July	21	0	0
August	21	0	0
September	21	0	0
October	21	0	0
November	84	147	0
December	84	147	0
January	105	147	0
February	168	147	252
March	168	231	273
April	273	273	
May	273	273	
June	273	273	

QUALITY (rolling 12 month period)

	Contract Quantity	Contract Base Number	Contract *	Area Team	Region	England
% of all assessments that were assess and fit appliances (case starts)	16	16	100.0%	53.8%	57.8%	60.1%
% of all assessments that were assess and refuse	0	16	0.0%	11.7%	11.2%	11.3%
% of all assessments that were assess and review	0	16	0.0%	34.5%	31.0%	28.6%
% of case starts with a reported IOTN of 3 and Aesthetic Component of 5 or below	0	16	N/A	0.0%	0.1%	0.1%
% of case starts with a reported IOTN of 3 and Aesthetic Component of 6 or above	0	16	N/A	2.2%	4.1%	4.1%
% of case starts with a reported IOTN of 4	13	16	81.3%	79.1%	76.4%	77.7%
% of case starts with a reported IOTN of 5	3	16	18.8%	17.9%	17.7%	16.8 %
% of concluded courses in receipt of dual-arch fixed appliances	0	0	N/A	60.6%	69.8%	73.8%
% of concluded courses where treatment was abandoned or discontinued	0	0	N/A	14.8%	8.3%	7.0%
% of patients satisfied with the treatment they have received	0	0	N/A	97.8%	96.6%	96.0%

* Figures in italics indicate that the base number is less than 100.

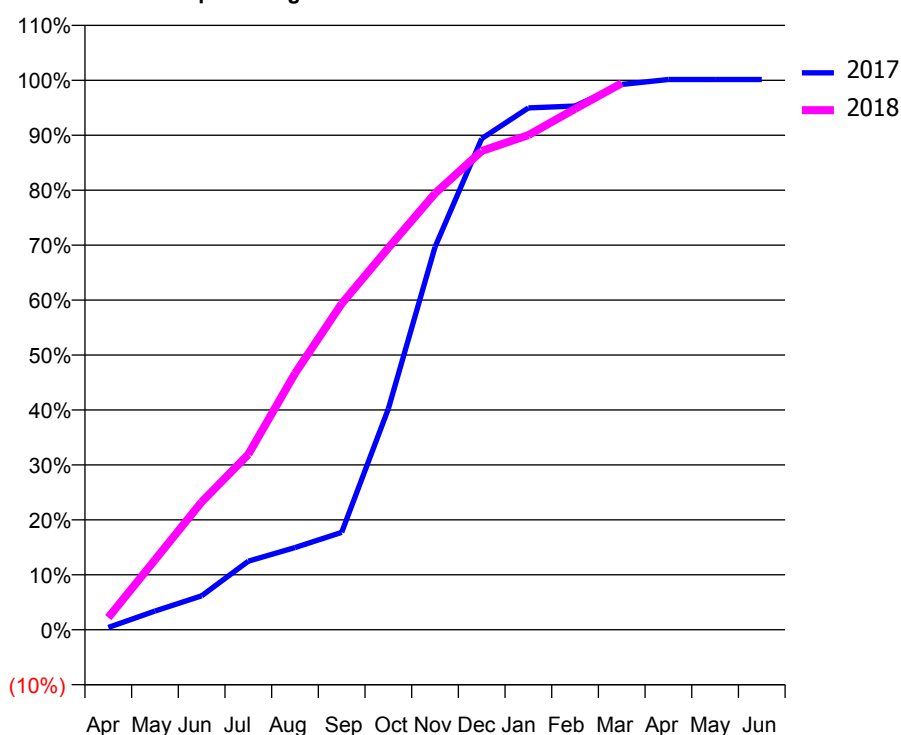
Q54 - Vital Signs Orthodontic At a Glance Contract Report for 305057/0001 - March 2018

Name or company name	MRS GJ COTTAM	17/18 Contracted general activity (UDA)	0
Contract type name	PDS Contract	Carry forward general activity (UDA)	0
Purpose of contract	Orthodontic	17/18 Contracted orthodontic activity (UOA)	2,347
Contract start date	01/04/2006	Carry forward orthodontic activity (UOA)	-3
Contract end date	31/03/2019	Baseline contract value	£157,639.52

ACCESS	Contract	England and Wales
24 month ratio of assessments to patient IDs	1.11	1.04

ACTIVITY	Contract
Contract assess and fit appliances (case starts) as a percentage of Area Team case starts	1.3 %

Cumulative percentage of contracted UOA delivered 2017 & 2018



Month	Adjusted Scheduled Activity (UOA)		
	2016	2017	2018
April	196	10	52
May	284	80	299
June	479	145	546
July	572	293	749
August	641	351	1,095
September	769	416	1,393
October	869	944	1,631
November	1,122	1,635	1,864
December	1,376	2,098	2,045
January	1,379	2,229	2,113
February	1,725	2,237	2,225
March	2,065	2,329	2,334
April	2,334	2,350	
May	2,334	2,350	
June	2,357	2,350	

QUALITY (rolling 12 month period)

	Contract Quantity	Contract Base Number	Contract *	Area Team	Region	England
% of all assessments that were assess and fit appliances (case starts)	109	245	44.5%	53.8%	57.8%	60.1%
% of all assessments that were assess and refuse	34	245	13.9%	11.7%	11.2%	11.3%
% of all assessments that were assess and review	102	245	41.6%	34.5%	31.0%	28.6%
% of case starts with a reported IOTN of 3 and Aesthetic Component of 5 or below	0	109	N/A	0.0%	0.1%	0.1%
% of case starts with a reported IOTN of 3 and Aesthetic Component of 6 or above	0	109	N/A	2.2%	4.1%	4.1%
% of case starts with a reported IOTN of 4	93	109	85.3%	79.1%	76.4%	77.7%
% of case starts with a reported IOTN of 5	16	109	14.7%	17.9%	17.7%	16.8 %
% of concluded courses in receipt of dual-arch fixed appliances	46	116	39.7%	60.6%	69.8%	73.8%
% of concluded courses where treatment was abandoned or discontinued	9	116	7.8%	14.8%	8.3%	7.0%
% of patients satisfied with the treatment they have received	4	4	100.0%	97.8%	96.6%	96.0%

* Figures in italics indicate that the base number is less than 100.

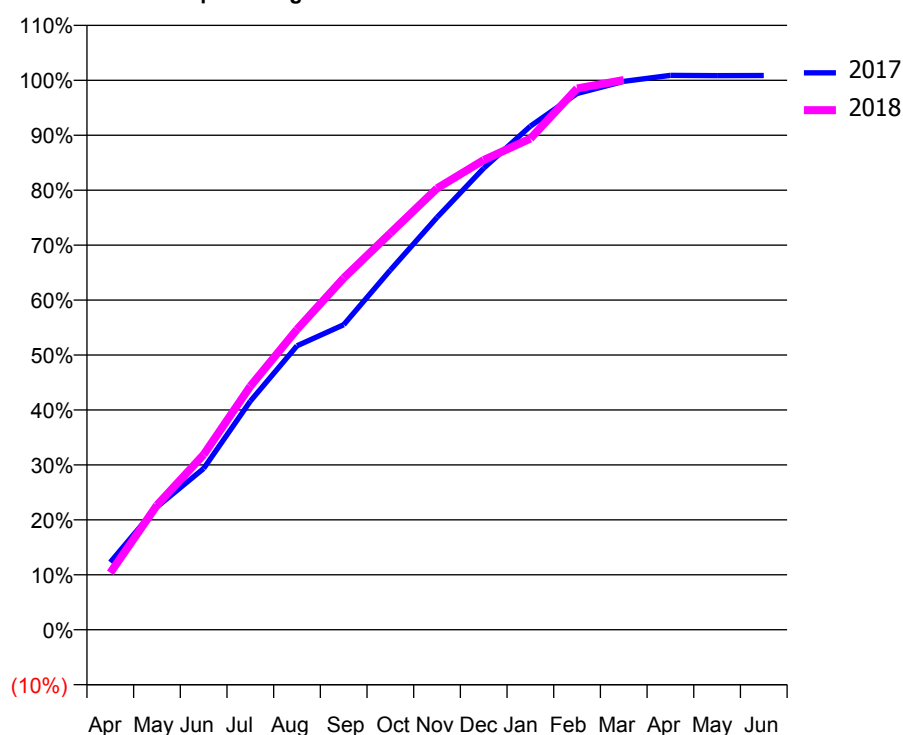
Q54 - Vital Signs Orthodontic At a Glance Contract Report for 305057/0002 - March 2018

Name or company name	MRS GJ COTTAM	17/18 Contracted general activity (UDA)	0
Contract type name	PDS Contract	Carry forward general activity (UDA)	0
Purpose of contract	Orthodontic	17/18 Contracted orthodontic activity (UOA)	10,064
Contract start date	01/04/2006	Carry forward orthodontic activity (UOA)	-79
Contract end date	31/03/2019	Baseline contract value	£655,868.18

ACCESS	Contract	England and Wales
24 month ratio of assessments to patient IDs	1.12	1.04

ACTIVITY	Contract
Contract assess and fit appliances (case starts) as a percentage of Area Team case starts	5.4 %

Cumulative percentage of contracted UOA delivered 2017 & 2018



Month	Adjusted Scheduled Activity (UOA)		
	2016	2017	2018
April	652	1,109	1,044
May	1,510	2,015	2,283
June	2,177	2,646	3,209
July	3,142	3,750	4,461
August	4,346	4,658	5,502
September	5,083	5,004	6,441
October	6,311	5,901	7,265
November	7,170	6,766	8,086
December	8,343	7,572	8,602
January	8,639	8,262	8,996
February	8,864	8,797	9,915
March	8,915	8,996	10,068
April	8,952	9,093	
May	8,991	9,089	
June	9,011	9,092	

QUALITY (rolling 12 month period)

	Contract Quantity	Contract Base Number	Contract *	Area Team	Region	England
% of all assessments that were assess and fit appliances (case starts)	455	1,275	35.7%	53.8%	57.8%	60.1%
% of all assessments that were assess and refuse	113	1,275	8.9%	11.7%	11.2%	11.3%
% of all assessments that were assess and review	707	1,275	55.5%	34.5%	31.0%	28.6%
% of case starts with a reported IOTN of 3 and Aesthetic Component of 5 or below	0	455	N/A	0.0%	0.1%	0.1%
% of case starts with a reported IOTN of 3 and Aesthetic Component of 6 or above	3	455	0.7%	2.2%	4.1%	4.1%
% of case starts with a reported IOTN of 4	341	455	74.9%	79.1%	76.4%	77.7%
% of case starts with a reported IOTN of 5	110	455	24.2%	17.9%	17.7%	16.8 %
% of concluded courses in receipt of dual-arch fixed appliances	265	318	83.3%	60.6%	69.8%	73.8%
% of concluded courses where treatment was abandoned or discontinued	14	318	4.4%	14.8%	8.3%	7.0%
% of patients satisfied with the treatment they have received	6	6	100.0%	97.8%	96.6%	96.0%

* Figures in italics indicate that the base number is less than 100.

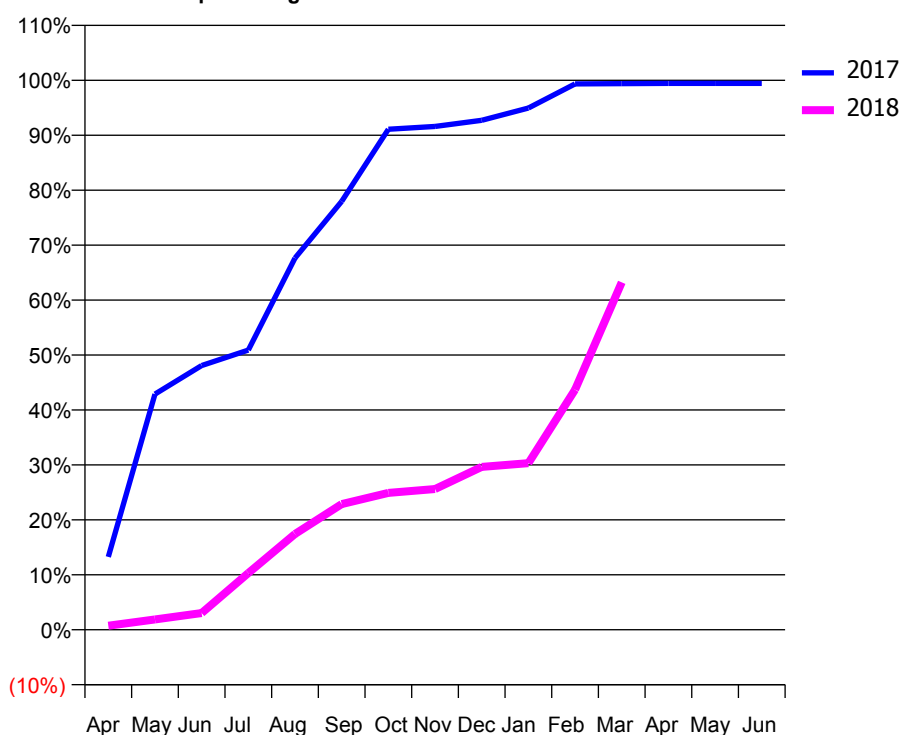
Q54 - Vital Signs Orthodontic At a Glance Contract Report for 325708/0002 - March 2018

Name or company name	Balbir S Bhandal, Amrik S Bhandal & Baljit S Bhandal	17/18 Contracted general activity (UDA)	8,791
Contract type name	GDS Contract	Carry forward general activity (UDA)	-35
Purpose of contract	General and Orthodontic	17/18 Contracted orthodontic activity (UOA)	6,261
Contract start date	01/04/2006	Carry forward orthodontic activity (UOA)	17
Contract end date		Baseline contract value	£574,526.80

ACCESS	Contract	England and Wales
24 month ratio of assessments to patient IDs	1.02	1.04

ACTIVITY	Contract
Contract assess and fit appliances (case starts) as a percentage of Area Team case starts	2.2 %

Cumulative percentage of contracted UOA delivered 2017 & 2018



Month	Adjusted Scheduled Activity (UOA)		
	2016	2017	2018
April	-106	393	46
May	324	1,271	118
June	616	1,425	191
July	2,144	1,509	646
August	2,825	2,005	1,091
September	3,037	2,311	1,432
October	3,037	2,700	1,560
November	3,037	2,715	1,603
December	3,037	2,748	1,856
January	3,037	2,814	1,898
February	3,039	2,944	2,735
March	3,018	2,946	3,959
April	3,018	2,947	
May	3,018	2,947	
June	3,018	2,947	

QUALITY (rolling 12 month period)

	Contract Quantity	Contract Base Number	Contract *	Area Team	Region	England
% of all assessments that were assess and fit appliances (case starts)	183	301	60.8%	53.8%	57.8%	60.1%
% of all assessments that were assess and refuse	38	301	12.6%	11.7%	11.2%	11.3%
% of all assessments that were assess and review	80	301	26.6%	34.5%	31.0%	28.6%
% of case starts with a reported IOTN of 3 and Aesthetic Component of 5 or below	0	183	N/A	0.0%	0.1%	0.1%
% of case starts with a reported IOTN of 3 and Aesthetic Component of 6 or above	3	183	1.6%	2.2%	4.1%	4.1%
% of case starts with a reported IOTN of 4	165	183	90.2%	79.1%	76.4%	77.7%
% of case starts with a reported IOTN of 5	14	183	7.7%	17.9%	17.7%	16.8 %
% of concluded courses in receipt of dual-arch fixed appliances	75	227	33.0%	60.6%	69.8%	73.8%
% of concluded courses where treatment was abandoned or discontinued	140	227	61.7%	14.8%	8.3%	7.0%
% of patients satisfied with the treatment they have received	2	2	100.0%	97.8%	96.6%	96.0%

* Figures in italics indicate that the base number is less than 100.

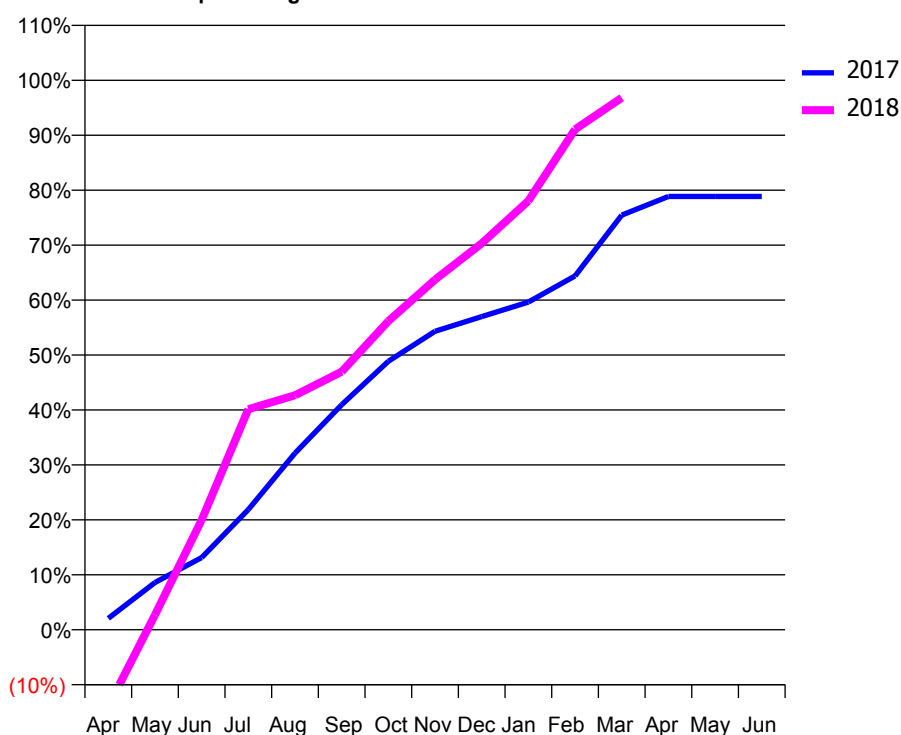
Q54 - Vital Signs Orthodontic At a Glance Contract Report for 325708/0016 - March 2018

Name or company name	Balbir S Bhandal, Amrik S Bhandal & Baljit S Bhandal	17/18 Contracted general activity (UDA)	57,385
Contract type name	GDS Contract	Carry forward general activity (UDA)	2,176
Purpose of contract	General and Orthodontic	17/18 Contracted orthodontic activity (UOA)	5,152
Contract start date	01/04/2006	Carry forward orthodontic activity (UOA)	1,445
Contract end date		Baseline contract value	£1,869,239.20

ACCESS	Contract	England and Wales
24 month ratio of assessments to patient IDs	1.03	1.04

ACTIVITY	Contract
Contract assess and fit appliances (case starts) as a percentage of Area Team case starts	3.6 %

Cumulative percentage of contracted UOA delivered 2017 & 2018



Month	Adjusted Scheduled Activity (UOA)		
	2016	2017	2018
April	-1,884	141	-719
May	-843	588	139
June	279	897	1,030
July	1,057	1,495	2,069
August	1,184	2,196	2,199
September	1,653	2,797	2,420
October	1,910	3,338	2,894
November	2,113	3,711	3,282
December	2,685	3,894	3,622
January	3,843	4,075	4,021
February	4,993	4,399	4,692
March	5,183	5,155	4,988
April	5,227	5,387	
May	5,227	5,387	
June	5,227	5,387	

QUALITY (rolling 12 month period)

	Contract Quantity	Contract Base Number	Contract *	Area Team	Region	England
% of all assessments that were assess and fit appliances (case starts)	307	525	58.5%	53.8%	57.8%	60.1%
% of all assessments that were assess and refuse	52	525	9.9%	11.7%	11.2%	11.3%
% of all assessments that were assess and review	166	525	31.6%	34.5%	31.0%	28.6%
% of case starts with a reported IOTN of 3 and Aesthetic Component of 5 or below	0	307	N/A	0.0%	0.1%	0.1%
% of case starts with a reported IOTN of 3 and Aesthetic Component of 6 or above	7	307	2.3%	2.2%	4.1%	4.1%
% of case starts with a reported IOTN of 4	240	307	78.2%	79.1%	76.4%	77.7%
% of case starts with a reported IOTN of 5	60	307	19.5%	17.9%	17.7%	16.8 %
% of concluded courses in receipt of dual-arch fixed appliances	96	247	38.9%	60.6%	69.8%	73.8%
% of concluded courses where treatment was abandoned or discontinued	150	247	60.7%	14.8%	8.3%	7.0%
% of patients satisfied with the treatment they have received	15	17	88.2%	97.8%	96.6%	96.0%

* Figures in italics indicate that the base number is less than 100.

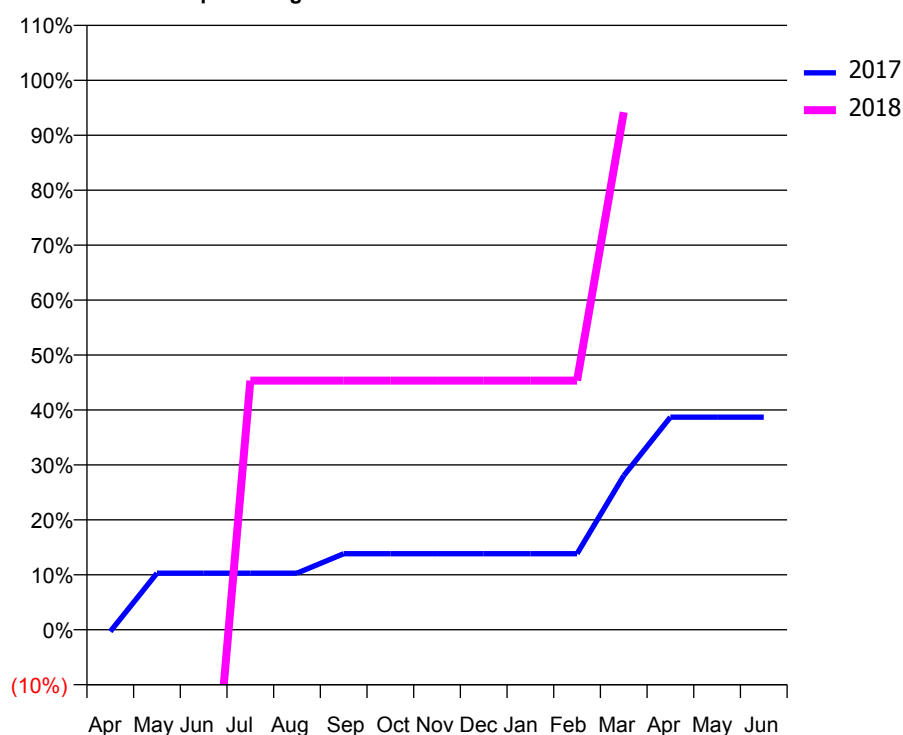
Q54 - Vital Signs Orthodontic At a Glance Contract Report for 325708/0018 - March 2018

Name or company name	Balbir S Bhandal, Amrik S Bhandal & Baljit S Bhandal	17/18 Contracted general activity (UDA)	13,769
Contract type name	GDS Contract	Carry forward general activity (UDA)	278
Purpose of contract	General and Orthodontic	17/18 Contracted orthodontic activity (UOA)	172
Contract start date	01/04/2006	Carry forward orthodontic activity (UOA)	363
Contract end date		Baseline contract value	£321,377.29

ACCESS	Contract	England and Wales
24 month ratio of assessments to patient IDs	1.00	1.04

ACTIVITY	Contract
Contract assess and fit appliances (case starts) as a percentage of Area Team case starts	0.3 %

Cumulative percentage of contracted UOA delivered 2017 & 2018



Month	Adjusted Scheduled Activity (UOA)		
	2016	2017	2018
April	0	-2	-300
May	0	61	-237
June	0	61	-90
July	0	61	78
August	0	61	78
September	0	82	78
October	42	82	78
November	42	82	78
December	42	82	78
January	42	82	78
February	42	82	78
March	170	166	162
April	170	229	
May	170	229	
June	170	229	

QUALITY (rolling 12 month period)

	Contract Quantity	Contract Base Number	Contract *	Area Team	Region	England
% of all assessments that were assess and fit appliances (case starts)	28	28	100.0%	53.8%	57.8%	60.1%
% of all assessments that were assess and refuse	0	28	0.0%	11.7%	11.2%	11.3%
% of all assessments that were assess and review	0	28	0.0%	34.5%	31.0%	28.6%
% of case starts with a reported IOTN of 3 and Aesthetic Component of 5 or below	0	28	N/A	0.0%	0.1%	0.1%
% of case starts with a reported IOTN of 3 and Aesthetic Component of 6 or above	3	28	10.7%	2.2%	4.1%	4.1%
% of case starts with a reported IOTN of 4	22	28	78.6%	79.1%	76.4%	77.7%
% of case starts with a reported IOTN of 5	3	28	10.7%	17.9%	17.7%	16.8 %
% of concluded courses in receipt of dual-arch fixed appliances	6	10	60.0%	60.6%	69.8%	73.8%
% of concluded courses where treatment was abandoned or discontinued	4	10	40.0%	14.8%	8.3%	7.0%
% of patients satisfied with the treatment they have received	2	2	100.0%	97.8%	96.6%	96.0%

* Figures in italics indicate that the base number is less than 100.

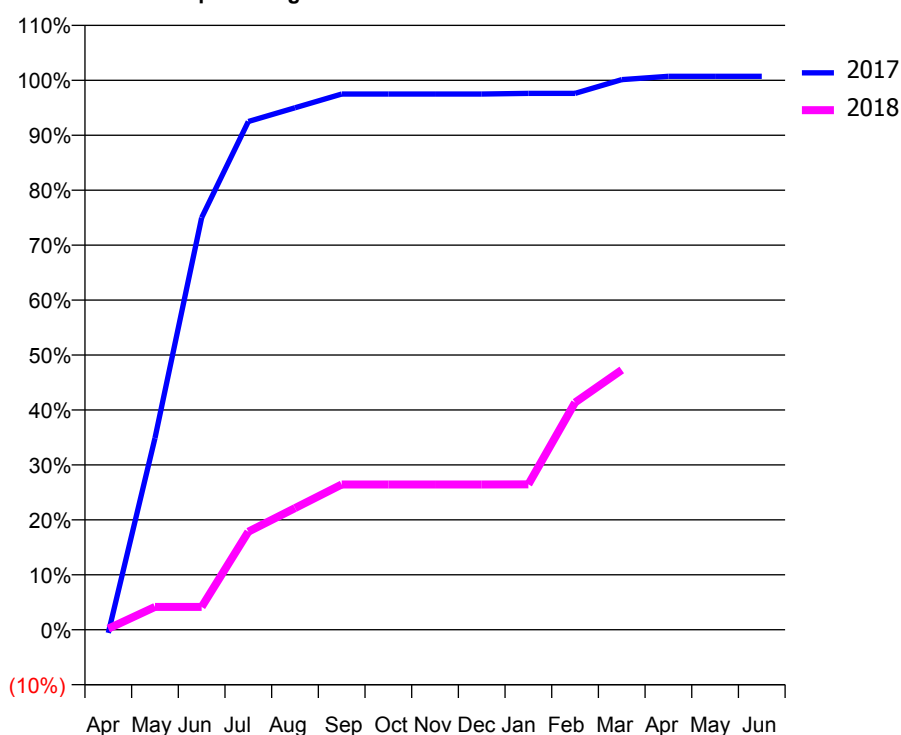
Q54 - Vital Signs Orthodontic At a Glance Contract Report for 325708/0020 - March 2018

Name or company name	MR BS BHANDAL	17/18 Contracted general activity (UDA)	0
Contract type name	PDS Contract	Carry forward general activity (UDA)	0
Purpose of contract	Orthodontic	17/18 Contracted orthodontic activity (UOA)	2,940
Contract start date	01/04/2006	Carry forward orthodontic activity (UOA)	-6
Contract end date	31/03/2019	Baseline contract value	£156,385.27

ACCESS	Contract	England and Wales
24 month ratio of assessments to patient IDs	1.01	1.04

ACTIVITY	Contract
Contract assess and fit appliances (case starts) as a percentage of Area Team case starts	0.8 %

Cumulative percentage of contracted UOA delivered 2017 & 2018



Month	Adjusted Scheduled Activity (UOA)		
	2016	2017	2018
April	0	-5	6
May	168	293	122
June	168	630	122
July	189	777	525
August	239	798	651
September	239	819	777
October	388	819	777
November	472	819	777
December	535	819	777
January	537	820	778
February	664	820	1,216
March	814	841	1,390
April	814	846	
May	835	846	
June	835	846	

QUALITY (rolling 12 month period)

	Contract Quantity	Contract Base Number	Contract *	Area Team	Region	England
% of all assessments that were assess and fit appliances (case starts)	64	105	61.0%	53.8%	57.8%	60.1%
% of all assessments that were assess and refuse	12	105	11.4%	11.7%	11.2%	11.3%
% of all assessments that were assess and review	29	105	27.6%	34.5%	31.0%	28.6%
% of case starts with a reported IOTN of 3 and Aesthetic Component of 5 or below	0	64	<i>N/A</i>	0.0%	0.1%	0.1%
% of case starts with a reported IOTN of 3 and Aesthetic Component of 6 or above	1	64	<i>1.6%</i>	2.2%	4.1%	4.1%
% of case starts with a reported IOTN of 4	53	64	<i>82.8%</i>	79.1%	76.4%	77.7%
% of case starts with a reported IOTN of 5	10	64	<i>15.6%</i>	17.9%	17.7%	16.8 %
% of concluded courses in receipt of dual-arch fixed appliances	19	49	<i>38.8%</i>	60.6%	69.8%	73.8%
% of concluded courses where treatment was abandoned or discontinued	29	49	<i>59.2%</i>	14.8%	8.3%	7.0%
% of patients satisfied with the treatment they have received	3	3	<i>100.0%</i>	97.8%	96.6%	96.0%

* Figures in italics indicate that the base number is less than 100.

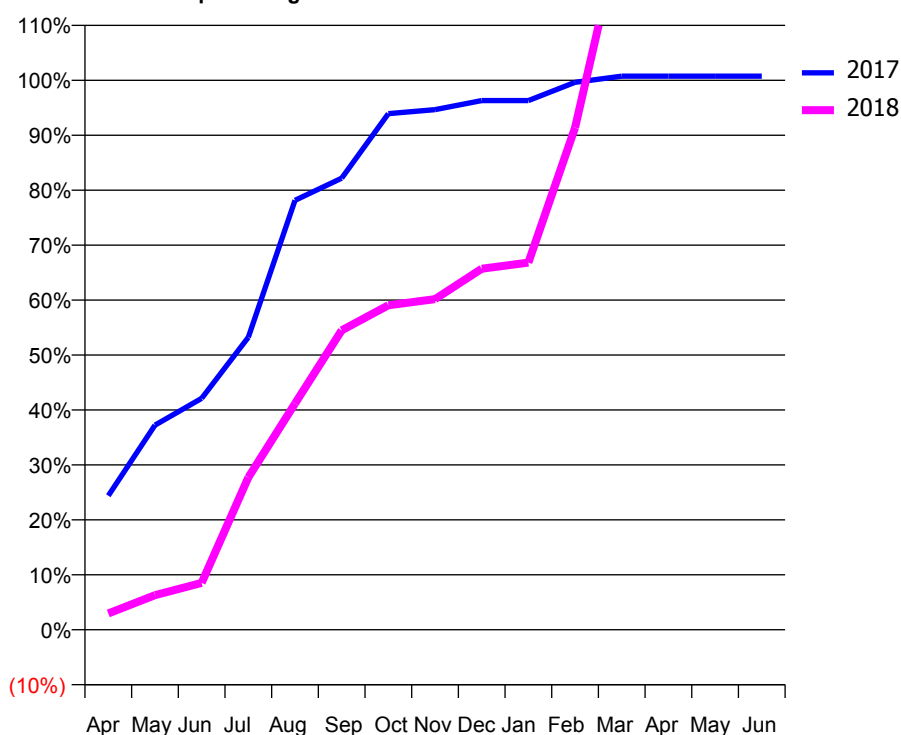
Q54 - Vital Signs Orthodontic At a Glance Contract Report for 325708/0031 - March 2018

Name or company name	MR BS BHANDAL	17/18 Contracted general activity (UDA)	0
Contract type name	PDS Contract	Carry forward general activity (UDA)	0
Purpose of contract	Orthodontic	17/18 Contracted orthodontic activity (UOA)	1,890
Contract start date	01/04/2015	Carry forward orthodontic activity (UOA)	-14
Contract end date	31/03/2019	Baseline contract value	£115,092.53

ACCESS	Contract	England and Wales
24 month ratio of assessments to patient IDs	1.01	1.04

ACTIVITY	Contract
Contract assess and fit appliances (case starts) as a percentage of Area Team case starts	1.3 %

Cumulative percentage of contracted UOA delivered 2017 & 2018



Month	Adjusted Scheduled Activity (UOA)		
	2016	2017	2018
April	0	461	56
May	0	704	119
June	1	796	161
July	1	1,006	524
August	10	1,477	778
September	172	1,553	1,030
October	242	1,775	1,116
November	404	1,789	1,137
December	654	1,820	1,242
January	810	1,820	1,263
February	1,780	1,883	1,727
March	1,971	1,904	2,420
April	1,973	1,904	
May	1,973	1,904	
June	1,973	1,904	

QUALITY (rolling 12 month period)

	Contract Quantity	Contract Base Number	Contract *	Area Team	Region	England
% of all assessments that were assess and fit appliances (case starts)	114	114	100.0%	53.8%	57.8%	60.1%
% of all assessments that were assess and refuse	0	114	0.0%	11.7%	11.2%	11.3%
% of all assessments that were assess and review	0	114	0.0%	34.5%	31.0%	28.6%
% of case starts with a reported IOTN of 3 and Aesthetic Component of 5 or below	0	114	N/A	0.0%	0.1%	0.1%
% of case starts with a reported IOTN of 3 and Aesthetic Component of 6 or above	1	114	0.9%	2.2%	4.1%	4.1%
% of case starts with a reported IOTN of 4	101	114	88.6%	79.1%	76.4%	77.7%
% of case starts with a reported IOTN of 5	12	114	10.5%	17.9%	17.7%	16.8 %
% of concluded courses in receipt of dual-arch fixed appliances	7	20	35.0%	60.6%	69.8%	73.8%
% of concluded courses where treatment was abandoned or discontinued	13	20	65.0%	14.8%	8.3%	7.0%
% of patients satisfied with the treatment they have received	2	2	100.0%	97.8%	96.6%	96.0%

* Figures in italics indicate that the base number is less than 100.

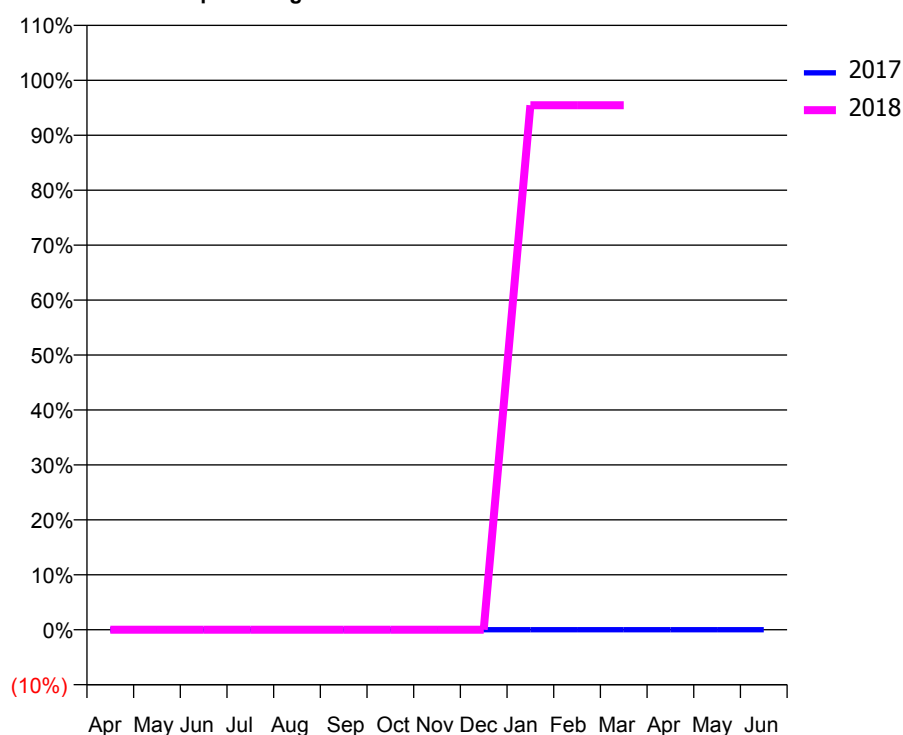
Q54 - Vital Signs Orthodontic At a Glance Contract Report for 328944/0002 - March 2018

Name or company name	MR P TANGRI	17/18 Contracted general activity (UDA)	14,197
Contract type name	GDS Contract	Carry forward general activity (UDA)	398
Purpose of contract	General and Orthodontic	17/18 Contracted orthodontic activity (UOA)	22
Contract start date	01/04/2006	Carry forward orthodontic activity (UOA)	0
Contract end date		Baseline contract value	£328,616.34

ACCESS	Contract	England and Wales
24 month ratio of assessments to patient IDs	1.00	1.04

ACTIVITY	Contract
Contract assess and fit appliances (case starts) as a percentage of Area Team case starts	0.0 %

Cumulative percentage of contracted UOA delivered 2017 & 2018



Month	Adjusted Scheduled Activity (UOA)		
	2016	2017	2018
April	0	0	0
May	0	0	0
June	0	0	0
July	0	0	0
August	0	0	0
September	0	0	0
October	1	0	0
November	1	0	0
December	1	0	0
January	22	0	21
February	22	0	21
March	22	0	21
April	22	0	
May	22	0	
June	22	0	

QUALITY (rolling 12 month period)

	Contract Quantity	Contract Base Number	Contract *	Area Team	Region	England
% of all assessments that were assess and fit appliances (case starts)	2	2	100.0%	53.8%	57.8%	60.1%
% of all assessments that were assess and refuse	0	2	0.0%	11.7%	11.2%	11.3%
% of all assessments that were assess and review	0	2	0.0%	34.5%	31.0%	28.6%
% of case starts with a reported IOTN of 3 and Aesthetic Component of 5 or below	0	2	N/A	0.0%	0.1%	0.1%
% of case starts with a reported IOTN of 3 and Aesthetic Component of 6 or above	0	2	N/A	2.2%	4.1%	4.1%
% of case starts with a reported IOTN of 4	2	2	100.0%	79.1%	76.4%	77.7%
% of case starts with a reported IOTN of 5	0	2	N/A	17.9%	17.7%	16.8 %
% of concluded courses in receipt of dual-arch fixed appliances	0	0	N/A	60.6%	69.8%	73.8%
% of concluded courses where treatment was abandoned or discontinued	0	0	N/A	14.8%	8.3%	7.0%
% of patients satisfied with the treatment they have received	0	0	N/A	97.8%	96.6%	96.0%

* Figures in italics indicate that the base number is less than 100.

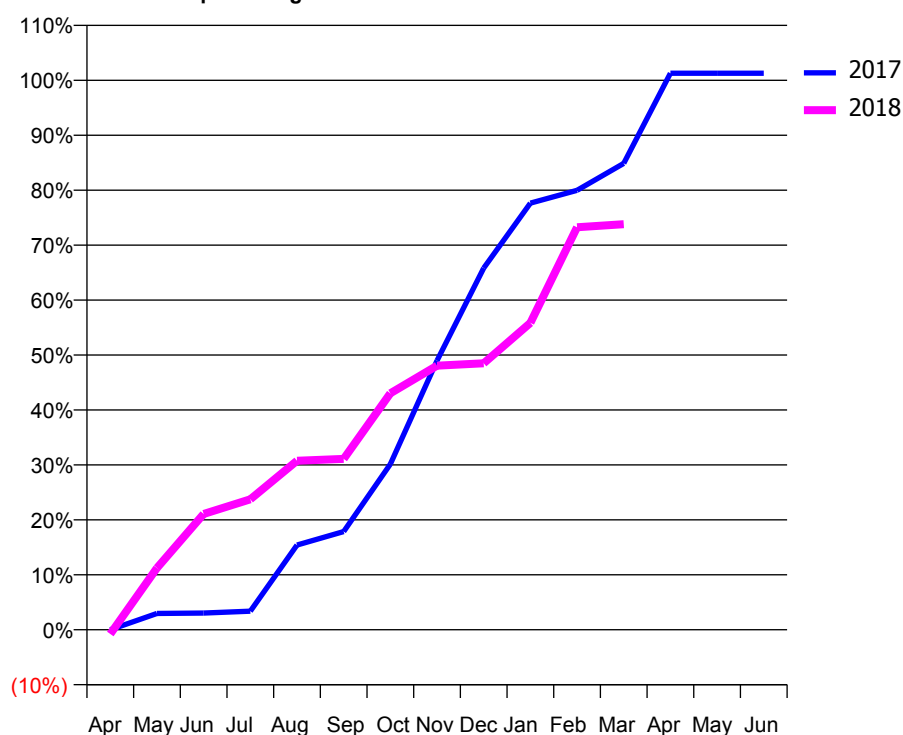
Q54 - Vital Signs Orthodontic At a Glance Contract Report for 331902/0001 - March 2018

Name or company name	MR MA PLUMB	17/18 Contracted general activity (UDA)	460
Contract type name	GDS Contract	Carry forward general activity (UDA)	0
Purpose of contract	General and Orthodontic	17/18 Contracted orthodontic activity (UOA)	897
Contract start date	01/04/2006	Carry forward orthodontic activity (UOA)	32
Contract end date		Baseline contract value	£71,849.51

ACCESS	Contract	England and Wales
24 month ratio of assessments to patient IDs	1.03	1.04

ACTIVITY	Contract
Contract assess and fit appliances (case starts) as a percentage of Area Team case starts	0.5 %

Cumulative percentage of contracted UOA delivered 2017 & 2018



Month	Adjusted Scheduled Activity (UOA)		
	2016	2017	2018
April	-11	0	-7
May	-9	27	101
June	140	27	189
July	331	30	213
August	436	138	276
September	437	160	279
October	439	270	386
November	440	439	431
December	449	590	435
January	471	696	501
February	495	717	657
March	495	761	662
April	517	908	
May	520	908	
June	521	908	

QUALITY (rolling 12 month period)

	Contract Quantity	Contract Base Number	Contract *	Area Team	Region	England
% of all assessments that were assess and fit appliances (case starts)	39	78	50.0%	53.8%	57.8%	60.1%
% of all assessments that were assess and refuse	8	78	10.3%	11.7%	11.2%	11.3%
% of all assessments that were assess and review	31	78	39.7%	34.5%	31.0%	28.6%
% of case starts with a reported IOTN of 3 and Aesthetic Component of 5 or below	0	39	N/A	0.0%	0.1%	0.1%
% of case starts with a reported IOTN of 3 and Aesthetic Component of 6 or above	3	39	7.7%	2.2%	4.1%	4.1%
% of case starts with a reported IOTN of 4	28	39	71.8%	79.1%	76.4%	77.7%
% of case starts with a reported IOTN of 5	7	39	17.9%	17.9%	17.7%	16.8 %
% of concluded courses in receipt of dual-arch fixed appliances	8	11	72.7%	60.6%	69.8%	73.8%
% of concluded courses where treatment was abandoned or discontinued	2	11	18.2%	14.8%	8.3%	7.0%
% of patients satisfied with the treatment they have received	0	0	N/A	97.8%	96.6%	96.0%

* Figures in italics indicate that the base number is less than 100.

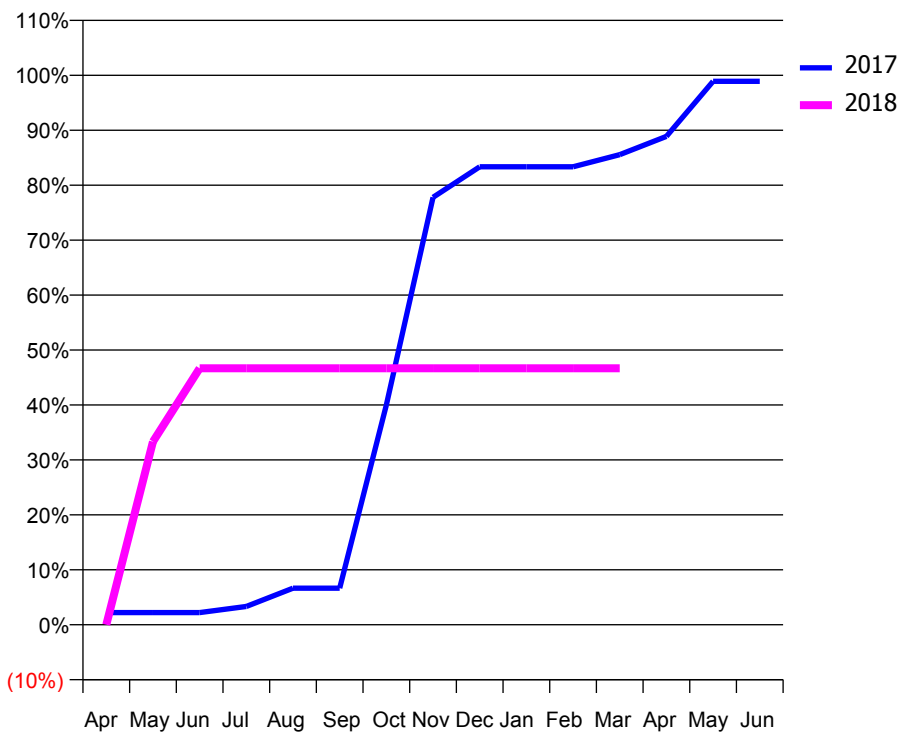
Q54 - Vital Signs Orthodontic At a Glance Contract Report for 357022/0002 - March 2018

Name or company name	MR FV ELIA	17/18 Contracted general activity (UDA)	1,486
Contract type name	GDS Contract	Carry forward general activity (UDA)	0
Purpose of contract	General and Orthodontic	17/18 Contracted orthodontic activity (UOA)	15
Contract start date	01/04/2012	Carry forward orthodontic activity (UOA)	0
Contract end date	31/05/2017	Baseline contract value	£44,257.52

ACCESS	Contract	England and Wales
24 month ratio of assessments to patient IDs	1.00	1.04

ACTIVITY	Contract
Contract assess and fit appliances (case starts) as a percentage of Area Team case starts	0.0 %

Cumulative percentage of contracted UOA delivered 2017 & 2018



Month	Adjusted Scheduled Activity (UOA)		
	2016	2017	2018
April	2	2	0
May	2	2	5
June	3	2	7
July	45	3	7
August	45	6	7
September	66	6	7
October	66	36	7
November	87	70	7
December	87	75	7
January	87	75	7
February	87	75	7
March	87	77	7
April	97	80	
May	97	89	
June	97	89	

QUALITY (rolling 12 month period)	Contract Quantity	Contract Base Number	Contract *	Area Team	Region	England
% of all assessments that were assess and fit appliances (case starts)	0	19	0.0%	53.8%	57.8%	60.1%
% of all assessments that were assess and refuse	1	19	5.3%	11.7%	11.2%	11.3%
% of all assessments that were assess and review	18	19	94.7%	34.5%	31.0%	28.6%
% of case starts with a reported IOTN of 3 and Aesthetic Component of 5 or below	0	0	N/A	0.0%	0.1%	0.1%
% of case starts with a reported IOTN of 3 and Aesthetic Component of 6 or above	0	0	N/A	2.2%	4.1%	4.1%
% of case starts with a reported IOTN of 4	0	0	N/A	79.1%	76.4%	77.7%
% of case starts with a reported IOTN of 5	0	0	N/A	17.9%	17.7%	16.8 %
% of concluded courses in receipt of dual-arch fixed appliances	0	2	N/A	60.6%	69.8%	73.8%
% of concluded courses where treatment was abandoned or discontinued	1	2	50.0%	14.8%	8.3%	7.0%
% of patients satisfied with the treatment they have received	0	0	N/A	97.8%	96.6%	96.0%

* Figures in italics indicate that the base number is less than 100.

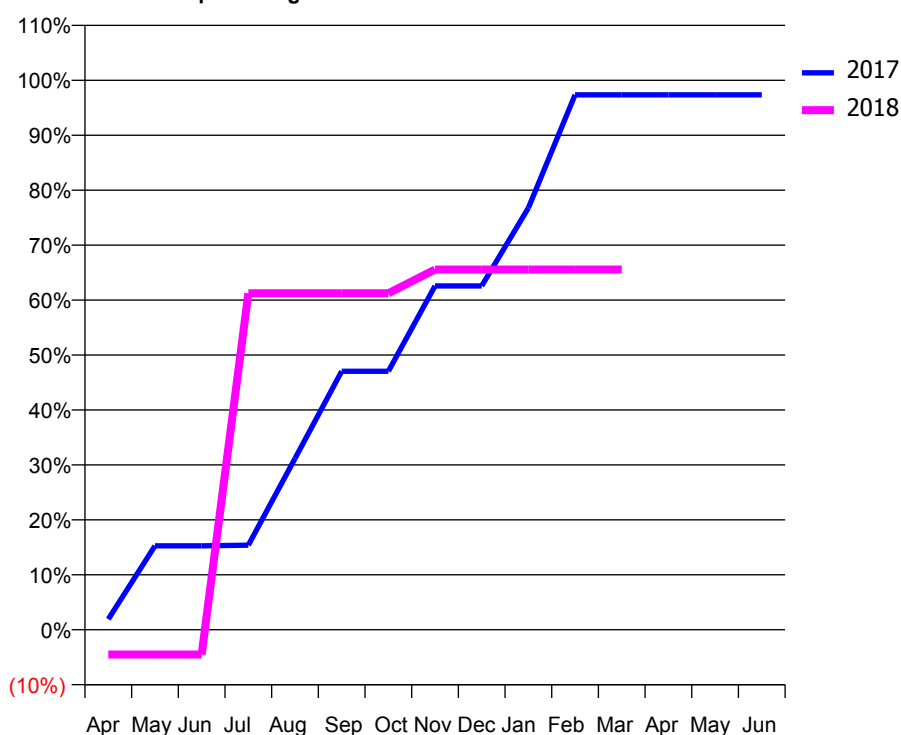
Q54 - Vital Signs Orthodontic At a Glance Contract Report for 569739/0001 - March 2018

Name or company name	MR AJ ADEY	17/18 Contracted general activity (UDA)	0
Contract type name	PDS Contract	Carry forward general activity (UDA)	0
Purpose of contract	Orthodontic	17/18 Contracted orthodontic activity (UOA)	485
Contract start date	01/04/2006	Carry forward orthodontic activity (UOA)	22
Contract end date	31/10/2017	Baseline contract value	£30,890.95

ACCESS	Contract	England and Wales
24 month ratio of assessments to patient IDs	1.08	1.04

ACTIVITY	Contract
Contract assess and fit appliances (case starts) as a percentage of Area Team case starts	0.2 %

Cumulative percentage of contracted UOA delivered 2017 & 2018



Month	Adjusted Scheduled Activity (UOA)		
	2016	2017	2018
April	17	16	-22
May	17	127	-22
June	122	127	-22
July	122	128	297
August	122	259	297
September	122	391	297
October	529	391	297
November	529	520	318
December	529	520	318
January	853	638	318
February	853	809	318
March	853	809	318
April	853	809	
May	963	809	
June	963	809	

QUALITY (rolling 12 month period)

	Contract Quantity	Contract Base Number	Contract *	Area Team	Region	England
% of all assessments that were assess and fit appliances (case starts)	17	27	63.0%	53.8%	57.8%	60.1%
% of all assessments that were assess and refuse	2	27	7.4%	11.7%	11.2%	11.3%
% of all assessments that were assess and review	8	27	29.6%	34.5%	31.0%	28.6%
% of case starts with a reported IOTN of 3 and Aesthetic Component of 5 or below	0	17	<i>N/A</i>	0.0%	0.1%	0.1%
% of case starts with a reported IOTN of 3 and Aesthetic Component of 6 or above	1	17	5.9%	2.2%	4.1%	4.1%
% of case starts with a reported IOTN of 4	13	17	76.5%	79.1%	76.4%	77.7%
% of case starts with a reported IOTN of 5	3	17	17.6%	17.9%	17.7%	16.8 %
% of concluded courses in receipt of dual-arch fixed appliances	11	21	52.4%	60.6%	69.8%	73.8%
% of concluded courses where treatment was abandoned or discontinued	6	21	28.6%	14.8%	8.3%	7.0%
% of patients satisfied with the treatment they have received	0	0	<i>N/A</i>	97.8%	96.6%	96.0%

* Figures in italics indicate that the base number is less than 100.

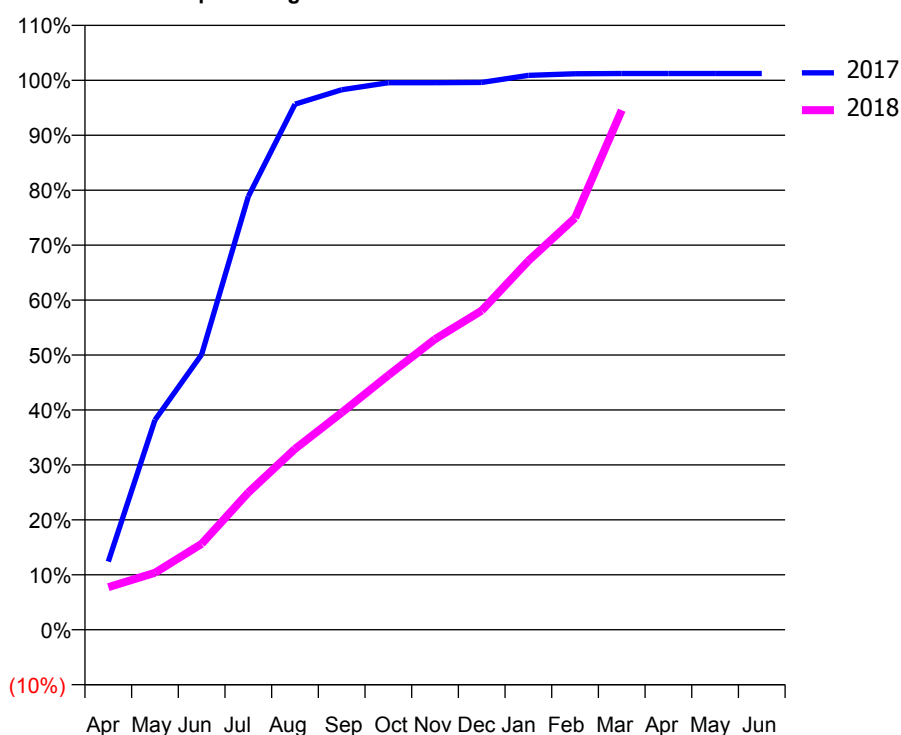
Q54 - Vital Signs Orthodontic At a Glance Contract Report for 573086/0002 - March 2018

Name or company name	MR EJ CROUCH	17/18 Contracted general activity (UDA)	0
Contract type name	PDS Contract	Carry forward general activity (UDA)	0
Purpose of contract	Orthodontic	17/18 Contracted orthodontic activity (UOA)	1,637
Contract start date	01/04/2006	Carry forward orthodontic activity (UOA)	-21
Contract end date	31/03/2019	Baseline contract value	£110,037.53

ACCESS	Contract	England and Wales
24 month ratio of assessments to patient IDs	1.04	1.04

ACTIVITY	Contract
Contract assess and fit appliances (case starts) as a percentage of Area Team case starts	0.9 %

Cumulative percentage of contracted UOA delivered 2017 & 2018



Month	Adjusted Scheduled Activity (UOA)		
	2016	2017	2018
April	224	203	127
May	544	625	170
June	652	820	256
July	889	1,291	409
August	1,082	1,566	539
September	1,220	1,609	647
October	1,312	1,630	758
November	1,442	1,630	866
December	1,487	1,631	951
January	1,572	1,652	1,099
February	1,604	1,656	1,227
March	1,628	1,657	1,548
April	1,629	1,657	
May	1,630	1,657	
June	1,630	1,657	

QUALITY (rolling 12 month period)

	Contract Quantity	Contract Base Number	Contract *	Area Team	Region	England
% of all assessments that were assess and fit appliances (case starts)	73	99	73.7%	53.8%	57.8%	60.1%
% of all assessments that were assess and refuse	2	99	2.0%	11.7%	11.2%	11.3%
% of all assessments that were assess and review	24	99	24.2%	34.5%	31.0%	28.6%
% of case starts with a reported IOTN of 3 and Aesthetic Component of 5 or below	0	73	<i>N/A</i>	0.0%	0.1%	0.1%
% of case starts with a reported IOTN of 3 and Aesthetic Component of 6 or above	1	73	1.4%	2.2%	4.1%	4.1%
% of case starts with a reported IOTN of 4	67	73	91.8%	79.1%	76.4%	77.7%
% of case starts with a reported IOTN of 5	5	73	6.8%	17.9%	17.7%	16.8 %
% of concluded courses in receipt of dual-arch fixed appliances	25	76	32.9%	60.6%	69.8%	73.8%
% of concluded courses where treatment was abandoned or discontinued	3	76	3.9%	14.8%	8.3%	7.0%
% of patients satisfied with the treatment they have received	3	3	100.0%	97.8%	96.6%	96.0%

* Figures in italics indicate that the base number is less than 100.

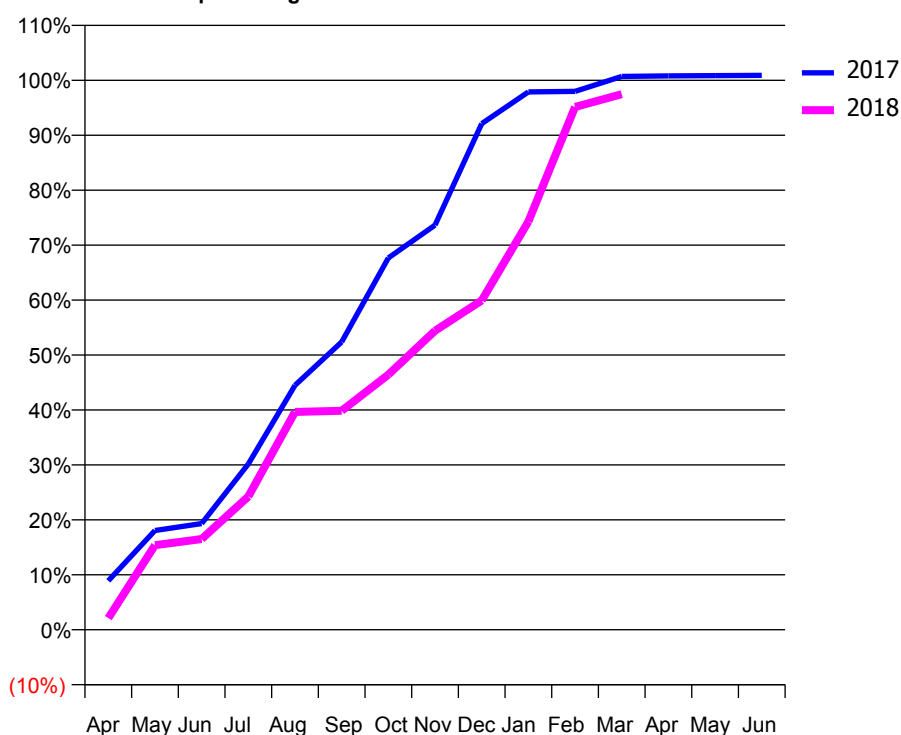
Q54 - Vital Signs Orthodontic At a Glance Contract Report for 619744/0004 - March 2018

Name or company name	MR AM WILLIAMS	17/18 Contracted general activity (UDA)	42,273
Contract type name	GDS Contract	Carry forward general activity (UDA)	0
Purpose of contract	General and Orthodontic	17/18 Contracted orthodontic activity (UOA)	1,974
Contract start date	01/07/2012	Carry forward orthodontic activity (UOA)	-18
Contract end date		Baseline contract value	£1,113,654.76

ACCESS	Contract	England and Wales
24 month ratio of assessments to patient IDs	1.03	1.04

ACTIVITY	Contract
Contract assess and fit appliances (case starts) as a percentage of Area Team case starts	1.0 %

Cumulative percentage of contracted UOA delivered 2017 & 2018



Month	Adjusted Scheduled Activity (UOA)		
	2016	2017	2018
April	134	176	42
May	374	357	304
June	718	382	326
July	981	596	479
August	1,139	878	783
September	1,312	1,034	787
October	1,397	1,336	917
November	1,663	1,454	1,074
December	1,837	1,818	1,183
January	1,964	1,932	1,467
February	1,985	1,934	1,878
March	1,988	1,988	1,924
April	1,993	1,990	
May	1,994	1,990	
June	1,994	1,991	

QUALITY (rolling 12 month period)	Contract Quantity	Contract Base Number	Contract *	Area Team	Region	England
% of all assessments that were assess and fit appliances (case starts)	87	160	54.4%	53.8%	57.8%	60.1%
% of all assessments that were assess and refuse	9	160	5.6%	11.7%	11.2%	11.3%
% of all assessments that were assess and review	64	160	40.0%	34.5%	31.0%	28.6%
% of case starts with a reported IOTN of 3 and Aesthetic Component of 5 or below	1	87	1.1%	0.0%	0.1%	0.1%
% of case starts with a reported IOTN of 3 and Aesthetic Component of 6 or above	10	87	11.5%	2.2%	4.1%	4.1%
% of case starts with a reported IOTN of 4	66	87	75.9%	79.1%	76.4%	77.7%
% of case starts with a reported IOTN of 5	10	87	11.5%	17.9%	17.7%	16.8 %
% of concluded courses in receipt of dual-arch fixed appliances	52	71	73.2%	60.6%	69.8%	73.8%
% of concluded courses where treatment was abandoned or discontinued	6	71	8.5%	14.8%	8.3%	7.0%
% of patients satisfied with the treatment they have received	2	2	100.0%	97.8%	96.6%	96.0%

* Figures in italics indicate that the base number is less than 100.

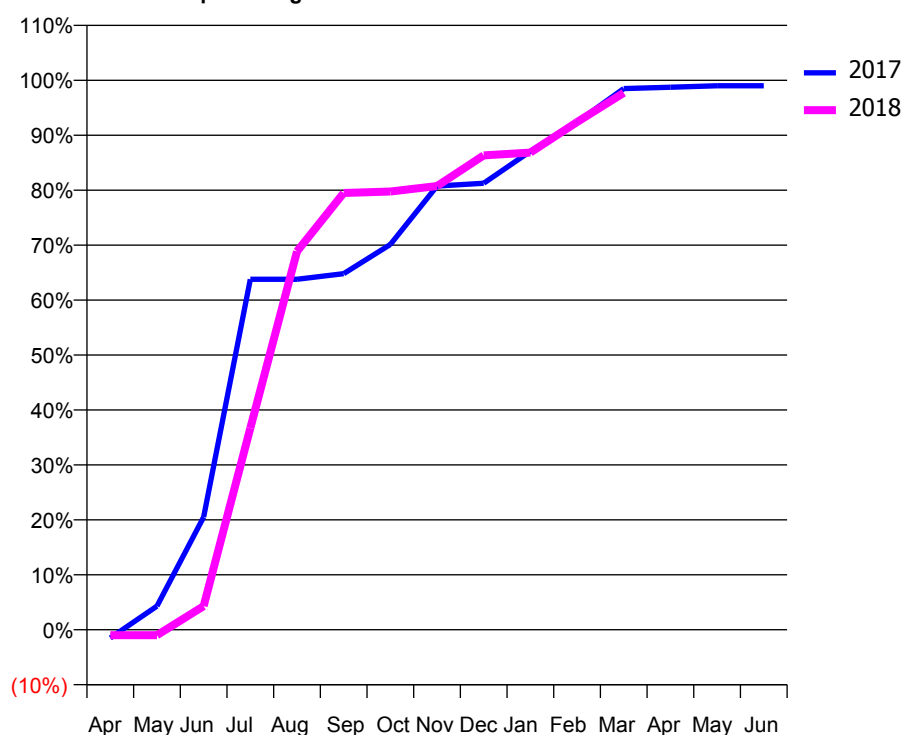
Q54 - Vital Signs Orthodontic At a Glance Contract Report for 630179/0001 - March 2018

Name or company name	Blackheath Dental Practice	17/18 Contracted general activity (UDA)	13,502
Contract type name	GDS Contract	Carry forward general activity (UDA)	-271
Purpose of contract	General and Orthodontic	17/18 Contracted orthodontic activity (UOA)	395
Contract start date	01/04/2006	Carry forward orthodontic activity (UOA)	4
Contract end date		Baseline contract value	£351,940.56

ACCESS	Contract	England and Wales
24 month ratio of assessments to patient IDs	1.03	1.04

ACTIVITY	Contract
Contract assess and fit appliances (case starts) as a percentage of Area Team case starts	0.2 %

Cumulative percentage of contracted UOA delivered 2017 & 2018



Month	Adjusted Scheduled Activity (UOA)		
	2016	2017	2018
April	6	-6	-4
May	91	17	-4
June	178	81	17
July	239	252	145
August	262	252	272
September	283	256	314
October	304	277	315
November	346	319	319
December	346	321	341
January	346	344	343
February	367	365	365
March	367	389	386
April	389	390	
May	389	391	
June	389	391	

QUALITY (rolling 12 month period)

	Contract Quantity	Contract Base Number	Contract *	Area Team	Region	England
% of all assessments that were assess and fit appliances (case starts)	19	33	57.6%	53.8%	57.8%	60.1%
% of all assessments that were assess and refuse	0	33	0.0%	11.7%	11.2%	11.3%
% of all assessments that were assess and review	14	33	42.4%	34.5%	31.0%	28.6%
% of case starts with a reported IOTN of 3 and Aesthetic Component of 5 or below	0	19	N/A	0.0%	0.1%	0.1%
% of case starts with a reported IOTN of 3 and Aesthetic Component of 6 or above	0	19	N/A	2.2%	4.1%	4.1%
% of case starts with a reported IOTN of 4	13	19	68.4%	79.1%	76.4%	77.7%
% of case starts with a reported IOTN of 5	6	19	31.6%	17.9%	17.7%	16.8 %
% of concluded courses in receipt of dual-arch fixed appliances	0	13	N/A	60.6%	69.8%	73.8%
% of concluded courses where treatment was abandoned or discontinued	2	13	15.4%	14.8%	8.3%	7.0%
% of patients satisfied with the treatment they have received	0	0	N/A	97.8%	96.6%	96.0%

* Figures in italics indicate that the base number is less than 100.

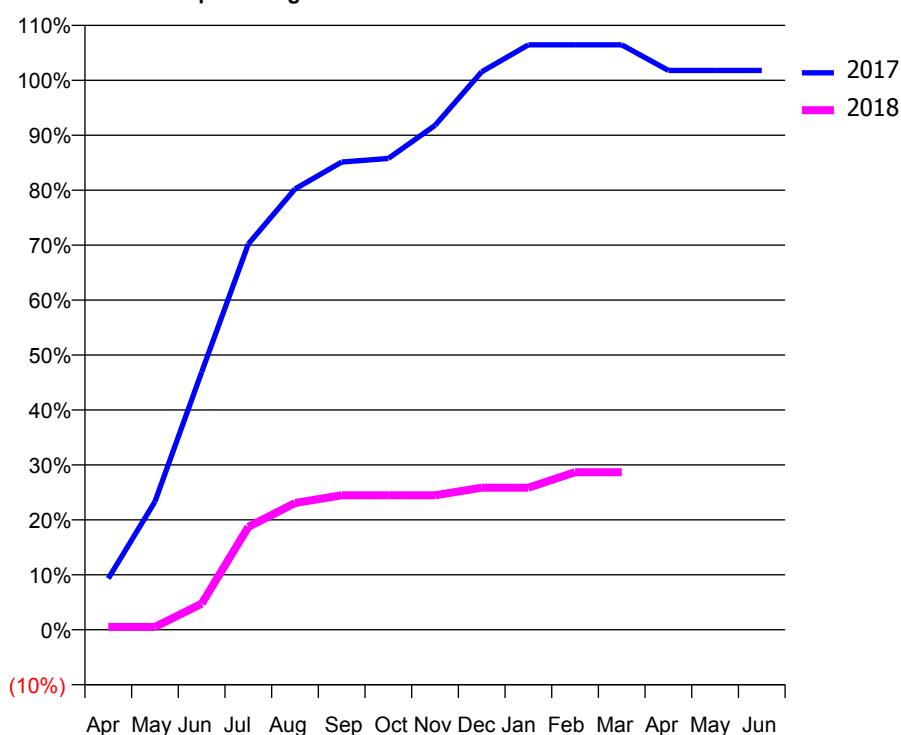
Q54 - Vital Signs Orthodontic At a Glance Contract Report for 638633/0005 - March 2018

Name or company name	Balbir S Bhandal, Amrik S Bhandal & Baljit S Bhandal	17/18 Contracted general activity (UDA)	2,045
Contract type name	GDS Contract	Carry forward general activity (UDA)	-41
Purpose of contract	General and Orthodontic	17/18 Contracted orthodontic activity (UOA)	1,500
Contract start date	01/04/2006	Carry forward orthodontic activity (UOA)	-8
Contract end date		Baseline contract value	£125,039.62

ACCESS	Contract	England and Wales
24 month ratio of assessments to patient IDs	1.00	1.04

ACTIVITY	Contract
Contract assess and fit appliances (case starts) as a percentage of Area Team case starts	0.2 %

Cumulative percentage of contracted UOA delivered 2017 & 2018



Month	Adjusted Scheduled Activity (UOA)		
	2016	2017	2018
April	6	42	8
May	6	105	8
June	90	211	71
July	300	316	281
August	300	361	346
September	342	383	367
October	363	386	367
November	363	413	367
December	363	457	388
January	363	479	388
February	405	479	430
March	450	479	430
April	450	458	
May	450	458	
June	450	458	

QUALITY (rolling 12 month period)

	Contract Quantity	Contract Base Number	Contract *	Area Team	Region	England
% of all assessments that were assess and fit appliances (case starts)	21	21	100.0%	53.8%	57.8%	60.1%
% of all assessments that were assess and refuse	0	21	0.0%	11.7%	11.2%	11.3%
% of all assessments that were assess and review	0	21	0.0%	34.5%	31.0%	28.6%
% of case starts with a reported IOTN of 3 and Aesthetic Component of 5 or below	0	21	N/A	0.0%	0.1%	0.1%
% of case starts with a reported IOTN of 3 and Aesthetic Component of 6 or above	0	21	N/A	2.2%	4.1%	4.1%
% of case starts with a reported IOTN of 4	20	21	95.2%	79.1%	76.4%	77.7%
% of case starts with a reported IOTN of 5	1	21	4.8%	17.9%	17.7%	16.8 %
% of concluded courses in receipt of dual-arch fixed appliances	8	24	33.3%	60.6%	69.8%	73.8%
% of concluded courses where treatment was abandoned or discontinued	1	24	4.2%	14.8%	8.3%	7.0%
% of patients satisfied with the treatment they have received	0	0	N/A	97.8%	96.6%	96.0%

* Figures in italics indicate that the base number is less than 100.

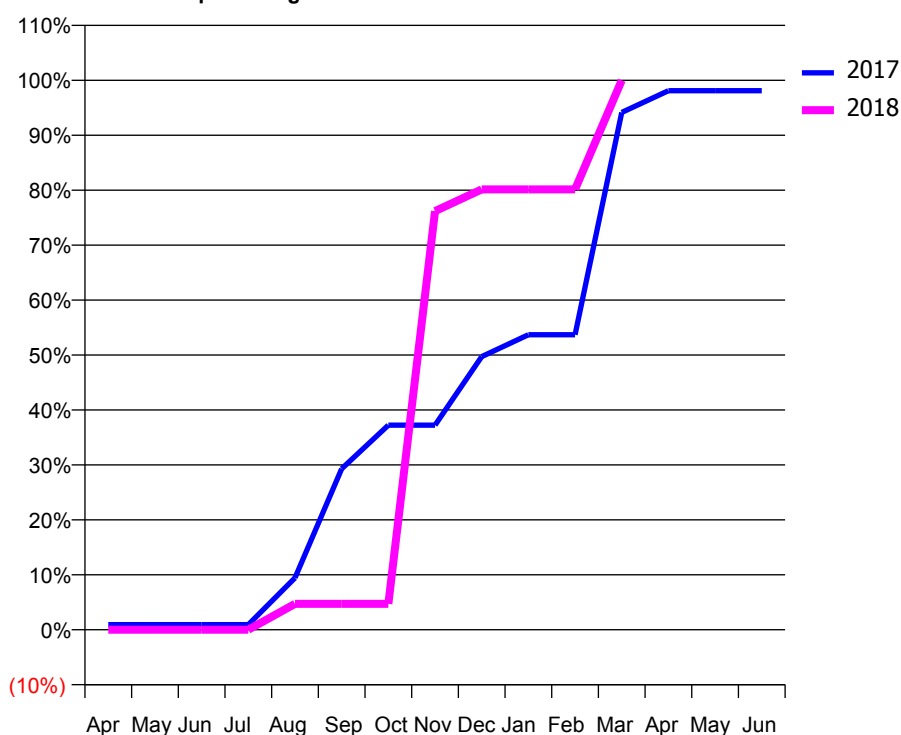
Q54 - Vital Signs Orthodontic At a Glance Contract Report for 638633/0011 - March 2018

Name or company name	Balbir S Bhandal, Amrik S Bhandal & Baljit S Bhandal	17/18 Contracted general activity (UDA)	13,730
Contract type name	GDS Contract	Carry forward general activity (UDA)	0
Purpose of contract	General and Orthodontic	17/18 Contracted orthodontic activity (UOA)	529
Contract start date	01/04/2006	Carry forward orthodontic activity (UOA)	0
Contract end date		Baseline contract value	£373,707.46

ACCESS	Contract	England and Wales
24 month ratio of assessments to patient IDs	1.00	1.04

ACTIVITY	Contract
Contract assess and fit appliances (case starts) as a percentage of Area Team case starts	0.3 %

Cumulative percentage of contracted UOA delivered 2017 & 2018



Month	Adjusted Scheduled Activity (UOA)		
	2016	2017	2018
April	11	5	0
May	11	5	0
June	11	5	0
July	11	5	0
August	20	50	25
September	240	155	25
October	492	197	25
November	513	197	403
December	513	263	424
January	513	284	424
February	513	284	424
March	513	498	529
April	513	519	
May	534	519	
June	534	519	

QUALITY (rolling 12 month period)

	Contract Quantity	Contract Base Number	Contract *	Area Team	Region	England
% of all assessments that were assess and fit appliances (case starts)	26	30	86.7%	53.8%	57.8%	60.1%
% of all assessments that were assess and refuse	1	30	3.3%	11.7%	11.2%	11.3%
% of all assessments that were assess and review	3	30	10.0%	34.5%	31.0%	28.6%
% of case starts with a reported IOTN of 3 and Aesthetic Component of 5 or below	0	26	N/A	0.0%	0.1%	0.1%
% of case starts with a reported IOTN of 3 and Aesthetic Component of 6 or above	0	26	N/A	2.2%	4.1%	4.1%
% of case starts with a reported IOTN of 4	22	26	84.6%	79.1%	76.4%	77.7%
% of case starts with a reported IOTN of 5	3	26	11.5%	17.9%	17.7%	16.8 %
% of concluded courses in receipt of dual-arch fixed appliances	7	10	70.0%	60.6%	69.8%	73.8%
% of concluded courses where treatment was abandoned or discontinued	1	10	10.0%	14.8%	8.3%	7.0%
% of patients satisfied with the treatment they have received	1	1	100.0%	97.8%	96.6%	96.0%

* Figures in italics indicate that the base number is less than 100.

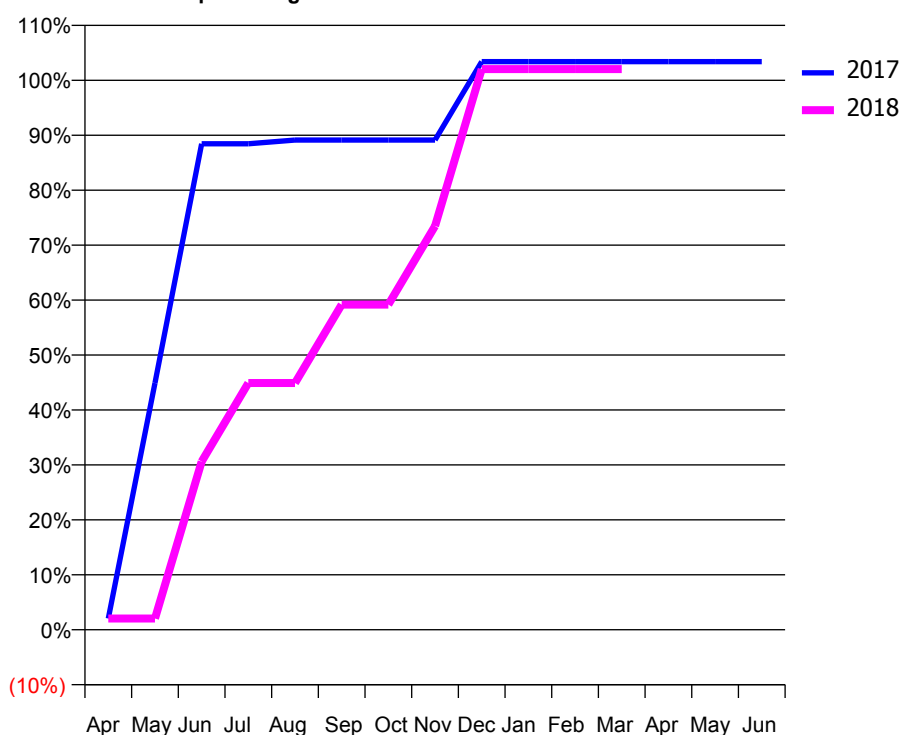
Q54 - Vital Signs Orthodontic At a Glance Contract Report for 638633/0019 - March 2018

Name or company name	Balbir S Bhandal, Amrik S Bhandal & Baljit S Bhandal	17/18 Contracted general activity (UDA)	2,037
Contract type name	GDS Contract	Carry forward general activity (UDA)	7
Purpose of contract	General and Orthodontic	17/18 Contracted orthodontic activity (UOA)	147
Contract start date	01/04/2006	Carry forward orthodontic activity (UOA)	-3
Contract end date		Baseline contract value	£54,044.37

ACCESS	Contract	England and Wales
24 month ratio of assessments to patient IDs	1.14	1.04

ACTIVITY	Contract
Contract assess and fit appliances (case starts) as a percentage of Area Team case starts	0.1 %

Cumulative percentage of contracted UOA delivered 2017 & 2018



Month	Adjusted Scheduled Activity (UOA)		
	2016	2017	2018
April	3	3	3
May	3	66	3
June	69	130	45
July	111	130	66
August	111	131	66
September	111	131	87
October	132	131	87
November	132	131	108
December	153	152	150
January	153	152	150
February	153	152	150
March	153	152	150
April	153	152	
May	153	152	
June	153	152	

QUALITY (rolling 12 month period)

	Contract Quantity	Contract Base Number	Contract *	Area Team	Region	England
% of all assessments that were assess and fit appliances (case starts)	8	8	100.0%	53.8%	57.8%	60.1%
% of all assessments that were assess and refuse	0	8	0.0%	11.7%	11.2%	11.3%
% of all assessments that were assess and review	0	8	0.0%	34.5%	31.0%	28.6%
% of case starts with a reported IOTN of 3 and Aesthetic Component of 5 or below	0	8	N/A	0.0%	0.1%	0.1%
% of case starts with a reported IOTN of 3 and Aesthetic Component of 6 or above	0	8	N/A	2.2%	4.1%	4.1%
% of case starts with a reported IOTN of 4	8	8	100.0%	79.1%	76.4%	77.7%
% of case starts with a reported IOTN of 5	0	8	N/A	17.9%	17.7%	16.8 %
% of concluded courses in receipt of dual-arch fixed appliances	0	5	N/A	60.6%	69.8%	73.8%
% of concluded courses where treatment was abandoned or discontinued	0	5	0.0%	14.8%	8.3%	7.0%
% of patients satisfied with the treatment they have received	0	0	N/A	97.8%	96.6%	96.0%

* Figures in italics indicate that the base number is less than 100.

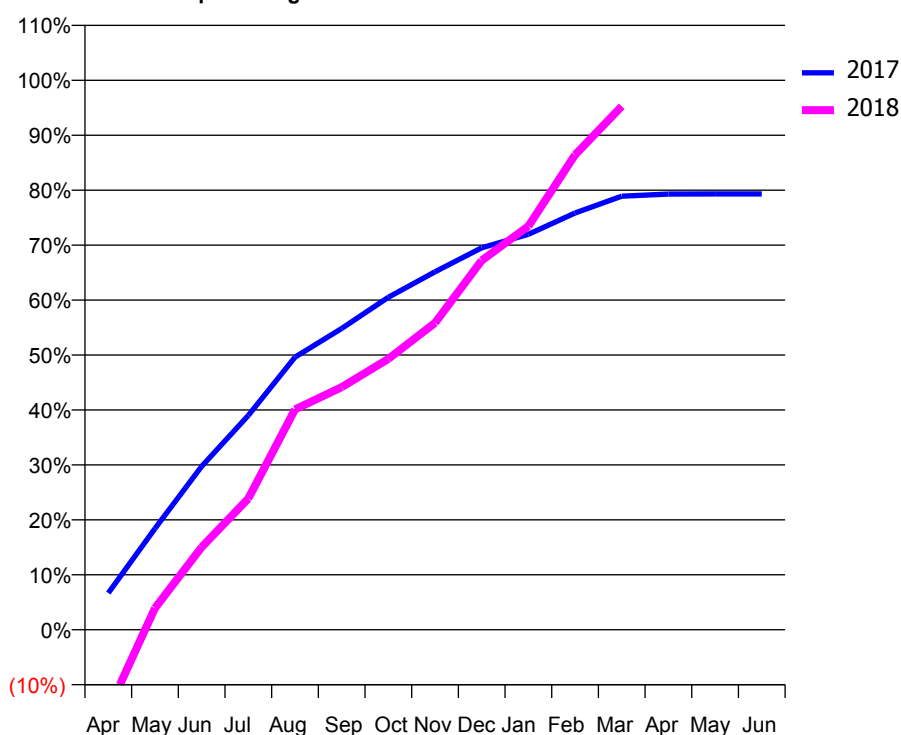
Q54 - Vital Signs Orthodontic At a Glance Contract Report for 638633/0020 - March 2018

Name or company name	Balbir S Bhandal, Amrik S Bhandal & Baljit S Bhandal	17/18 Contracted general activity (UDA)	97,227
Contract type name	GDS Contract	Carry forward general activity (UDA)	-1,788
Purpose of contract	General and Orthodontic	17/18 Contracted orthodontic activity (UOA)	6,238
Contract start date	01/04/2006	Carry forward orthodontic activity (UOA)	1,638
Contract end date		Baseline contract value	£3,553,808.51

ACCESS	Contract	England and Wales
24 month ratio of assessments to patient IDs	1.02	1.04

ACTIVITY	Contract
Contract assess and fit appliances (case starts) as a percentage of Area Team case starts	4.2 %

Cumulative percentage of contracted UOA delivered 2017 & 2018



Month	Adjusted Scheduled Activity (UOA)		
	2016	2017	2018
April	-335	530	-913
May	1,002	1,460	246
June	2,284	2,354	938
July	3,847	3,088	1,491
August	4,167	3,929	2,502
September	4,455	4,341	2,755
October	4,857	4,792	3,075
November	5,132	5,158	3,484
December	5,498	5,504	4,192
January	5,626	5,698	4,581
February	6,120	6,005	5,392
March	6,196	6,248	5,943
April	6,417	6,279	
May	6,417	6,280	
June	6,417	6,280	

QUALITY (rolling 12 month period)

	Contract Quantity	Contract Base Number	Contract *	Area Team	Region	England
% of all assessments that were assess and fit appliances (case starts)	357	605	59.0%	53.8%	57.8%	60.1%
% of all assessments that were assess and refuse	83	605	13.7%	11.7%	11.2%	11.3%
% of all assessments that were assess and review	165	605	27.3%	34.5%	31.0%	28.6%
% of case starts with a reported IOTN of 3 and Aesthetic Component of 5 or below	0	357	N/A	0.0%	0.1%	0.1%
% of case starts with a reported IOTN of 3 and Aesthetic Component of 6 or above	10	357	2.8%	2.2%	4.1%	4.1%
% of case starts with a reported IOTN of 4	282	357	79.0%	79.1%	76.4%	77.7%
% of case starts with a reported IOTN of 5	63	357	17.6%	17.9%	17.7%	16.8 %
% of concluded courses in receipt of dual-arch fixed appliances	134	340	39.4%	60.6%	69.8%	73.8%
% of concluded courses where treatment was abandoned or discontinued	204	340	60.0%	14.8%	8.3%	7.0%
% of patients satisfied with the treatment they have received	9	9	100.0%	97.8%	96.6%	96.0%

* Figures in italics indicate that the base number is less than 100.

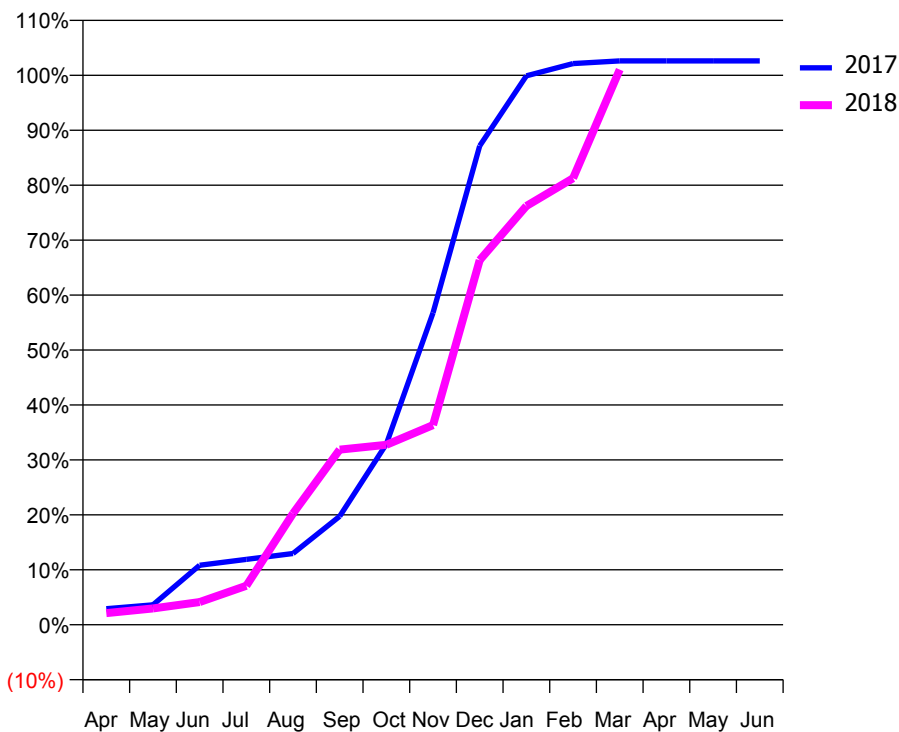
Q54 - Vital Signs Orthodontic At a Glance Contract Report for 643572/0001 - March 2018

Name or company name	DR JF ALLSOPP	17/18 Contracted general activity (UDA)	0
Contract type name	PDS Contract	Carry forward general activity (UDA)	0
Purpose of contract	Orthodontic	17/18 Contracted orthodontic activity (UOA)	10,959
Contract start date	01/04/2006	Carry forward orthodontic activity (UOA)	-212
Contract end date	31/03/2019	Baseline contract value	£697,128.34

ACCESS	Contract	England and Wales
24 month ratio of assessments to patient IDs	1.00	1.04

ACTIVITY	Contract
Contract assess and fit appliances (case starts) as a percentage of Area Team case starts	5.6 %

Cumulative percentage of contracted UOA delivered 2017 & 2018



Month	Adjusted Scheduled Activity (UOA)		
	2016	2017	2018
April	84	310	233
May	126	384	327
June	126	1,147	454
July	1,372	1,260	777
August	3,841	1,373	2,220
September	4,030	2,090	3,494
October	4,030	3,480	3,589
November	4,878	6,008	3,982
December	8,601	9,222	7,273
January	8,727	10,570	8,352
February	8,727	10,807	8,904
March	10,260	10,858	11,072
April	10,705	10,858	
May	10,854	10,858	
June	10,854	10,858	

QUALITY (rolling 12 month period)

	Contract Quantity	Contract Base Number	Contract *	Area Team	Region	England
% of all assessments that were assess and fit appliances (case starts)	475	1,276	37.2%	53.8%	57.8%	60.1%
% of all assessments that were assess and refuse	99	1,276	7.8%	11.7%	11.2%	11.3%
% of all assessments that were assess and review	702	1,276	55.0%	34.5%	31.0%	28.6%
% of case starts with a reported IOTN of 3 and Aesthetic Component of 5 or below	0	475	N/A	0.0%	0.1%	0.1%
% of case starts with a reported IOTN of 3 and Aesthetic Component of 6 or above	15	475	3.2%	2.2%	4.1%	4.1%
% of case starts with a reported IOTN of 4	375	475	78.9%	79.1%	76.4%	77.7%
% of case starts with a reported IOTN of 5	85	475	17.9%	17.9%	17.7%	16.8 %
% of concluded courses in receipt of dual-arch fixed appliances	343	359	95.5%	60.6%	69.8%	73.8%
% of concluded courses where treatment was abandoned or discontinued	16	359	4.5%	14.8%	8.3%	7.0%
% of patients satisfied with the treatment they have received	5	5	100.0%	97.8%	96.6%	96.0%

* Figures in italics indicate that the base number is less than 100.

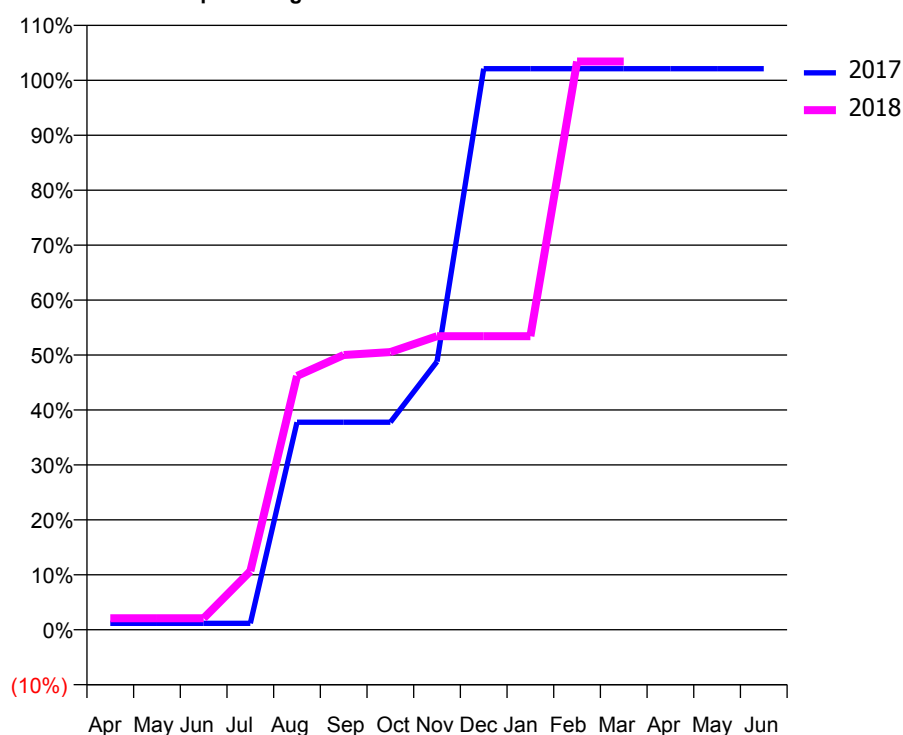
Q54 - Vital Signs Orthodontic At a Glance Contract Report for 643572/0002 - March 2018

Name or company name	DR JF ALLSOPP	17/18 Contracted general activity (UDA)	4,835
Contract type name	GDS Contract	Carry forward general activity (UDA)	180
Purpose of contract	General and Orthodontic	17/18 Contracted orthodontic activity (UOA)	760
Contract start date	01/04/2006	Carry forward orthodontic activity (UOA)	-16
Contract end date		Baseline contract value	£166,624.93

ACCESS	Contract	England and Wales
24 month ratio of assessments to patient IDs	1.00	1.04

ACTIVITY	Contract
Contract assess and fit appliances (case starts) as a percentage of Area Team case starts	0.4 %

Cumulative percentage of contracted UOA delivered 2017 & 2018



Month	Adjusted Scheduled Activity (UOA)		
	2016	2017	2018
April	6	9	16
May	6	9	16
June	27	9	16
July	239	9	81
August	239	287	351
September	239	287	380
October	766	287	384
November	766	371	406
December	766	776	406
January	766	776	406
February	766	776	786
March	766	776	786
April	766	776	
May	766	776	
June	766	776	

QUALITY (rolling 12 month period)

	Contract Quantity	Contract Base Number	Contract *	Area Team	Region	England
% of all assessments that were assess and fit appliances (case starts)	31	144	21.5%	53.8%	57.8%	60.1%
% of all assessments that were assess and refuse	17	144	11.8%	11.7%	11.2%	11.3%
% of all assessments that were assess and review	96	144	66.7%	34.5%	31.0%	28.6%
% of case starts with a reported IOTN of 3 and Aesthetic Component of 5 or below	0	31	<i>N/A</i>	0.0%	0.1%	0.1%
% of case starts with a reported IOTN of 3 and Aesthetic Component of 6 or above	1	31	3.2%	2.2%	4.1%	4.1%
% of case starts with a reported IOTN of 4	24	31	77.4%	79.1%	76.4%	77.7%
% of case starts with a reported IOTN of 5	6	31	19.4%	17.9%	17.7%	16.8 %
% of concluded courses in receipt of dual-arch fixed appliances	25	26	96.2%	60.6%	69.8%	73.8%
% of concluded courses where treatment was abandoned or discontinued	1	26	3.8%	14.8%	8.3%	7.0%
% of patients satisfied with the treatment they have received	1	1	100.0%	97.8%	96.6%	96.0%

* Figures in italics indicate that the base number is less than 100.

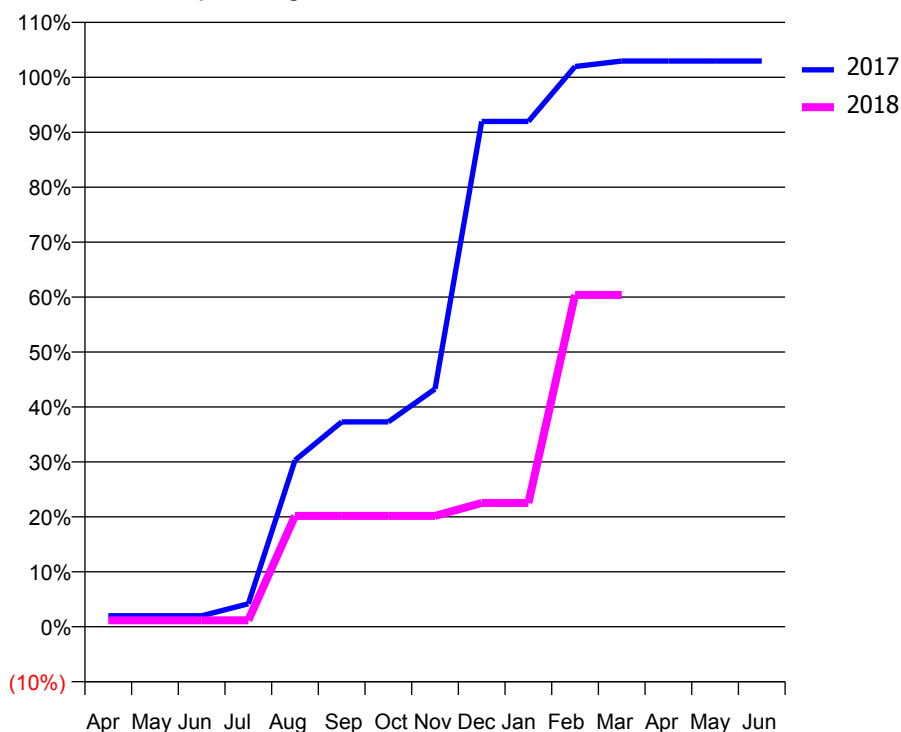
Q54 - Vital Signs Orthodontic At a Glance Contract Report for 643572/0007 - March 2018

Name or company name	DR JF ALLSOPP	17/18 Contracted general activity (UDA)	0
Contract type name	PDS Contract	Carry forward general activity (UDA)	0
Purpose of contract	Orthodontic	17/18 Contracted orthodontic activity (UOA)	3,570
Contract start date	13/06/2011	Carry forward orthodontic activity (UOA)	-42
Contract end date	31/03/2019	Baseline contract value	£171,085.98

ACCESS	Contract	England and Wales
24 month ratio of assessments to patient IDs	1.00	1.04

ACTIVITY	Contract
Contract assess and fit appliances (case starts) as a percentage of Area Team case starts	1.2 %

Cumulative percentage of contracted UOA delivered 2017 & 2018



Month	Adjusted Scheduled Activity (UOA)		
	2016	2017	2018
April	42	42	42
May	42	42	42
June	42	42	42
July	678	88	42
August	678	636	720
September	678	783	720
October	934	783	720
November	2,135	909	720
December	2,135	1,931	804
January	2,135	1,931	804
February	2,135	2,141	2,156
March	2,135	2,162	2,156
April	2,326	2,162	
May	2,326	2,162	
June	2,326	2,162	

QUALITY (rolling 12 month period)

	Contract Quantity	Contract Base Number	Contract *	Area Team	Region	England
% of all assessments that were assess and fit appliances (case starts)	100	100	100.0%	53.8%	57.8%	60.1%
% of all assessments that were assess and refuse	0	100	0.0%	11.7%	11.2%	11.3%
% of all assessments that were assess and review	0	100	0.0%	34.5%	31.0%	28.6%
% of case starts with a reported IOTN of 3 and Aesthetic Component of 5 or below	0	100	N/A	0.0%	0.1%	0.1%
% of case starts with a reported IOTN of 3 and Aesthetic Component of 6 or above	3	100	3.0%	2.2%	4.1%	4.1%
% of case starts with a reported IOTN of 4	83	100	83.0%	79.1%	76.4%	77.7%
% of case starts with a reported IOTN of 5	14	100	14.0%	17.9%	17.7%	16.8 %
% of concluded courses in receipt of dual-arch fixed appliances	100	103	97.1%	60.6%	69.8%	73.8%
% of concluded courses where treatment was abandoned or discontinued	3	103	2.9%	14.8%	8.3%	7.0%
% of patients satisfied with the treatment they have received	2	2	100.0%	97.8%	96.6%	96.0%

* Figures in italics indicate that the base number is less than 100.

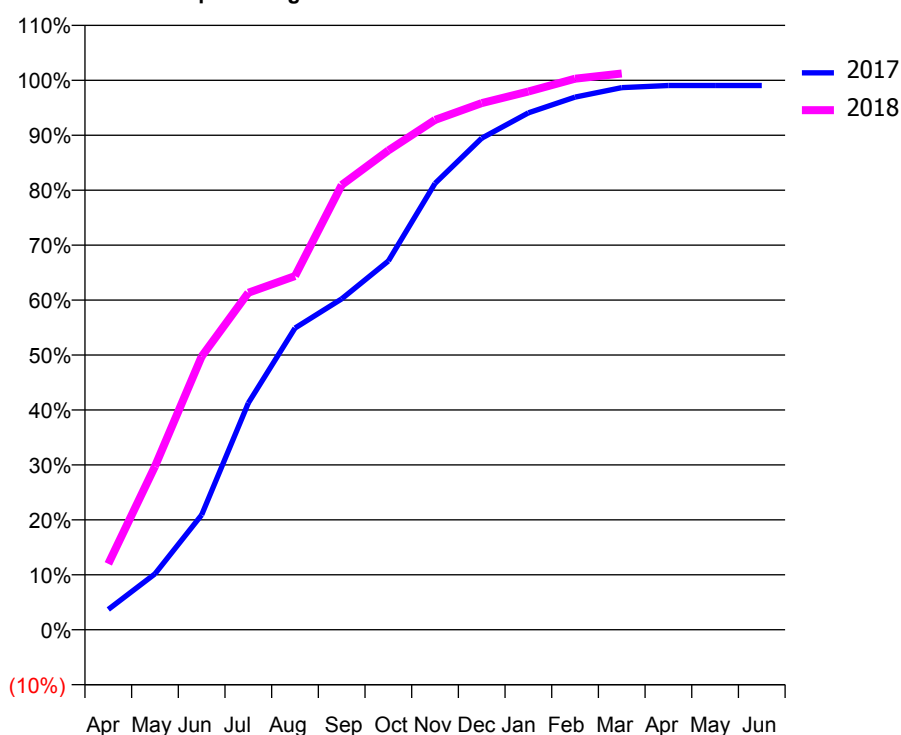
Q54 - Vital Signs Orthodontic At a Glance Contract Report for 644277/0001 - March 2018

Name or company name	MR JS NANDHRA	17/18 Contracted general activity (UDA)	0
Contract type name	PDS Contract	Carry forward general activity (UDA)	0
Purpose of contract	Orthodontic	17/18 Contracted orthodontic activity (UOA)	11,043
Contract start date	01/04/2006	Carry forward orthodontic activity (UOA)	106
Contract end date	31/03/2019	Baseline contract value	£881,446.08

ACCESS	Contract	England and Wales
24 month ratio of assessments to patient IDs	1.01	1.04

ACTIVITY	Contract
Contract assess and fit appliances (case starts) as a percentage of Area Team case starts	6.4 %

Cumulative percentage of contracted UOA delivered 2017 & 2018



Month	Adjusted Scheduled Activity (UOA)		
	2016	2017	2018
April	-139	408	1,326
May	50	1,123	3,283
June	834	2,308	5,492
July	2,939	4,556	6,773
August	5,318	6,063	7,109
September	6,390	6,651	8,939
October	8,745	7,412	9,632
November	10,013	8,971	10,245
December	10,693	9,878	10,585
January	10,968	10,388	10,816
February	11,033	10,705	11,075
March	11,287	10,895	11,180
April	11,294	10,937	
May	11,298	10,937	
June	11,300	10,937	

QUALITY (rolling 12 month period)

	Contract Quantity	Contract Base Number	Contract *	Area Team	Region	England
% of all assessments that were assess and fit appliances (case starts)	545	593	91.9%	53.8%	57.8%	60.1%
% of all assessments that were assess and refuse	47	593	7.9%	11.7%	11.2%	11.3%
% of all assessments that were assess and review	1	593	0.2%	34.5%	31.0%	28.6%
% of case starts with a reported IOTN of 3 and Aesthetic Component of 5 or below	0	545	N/A	0.0%	0.1%	0.1%
% of case starts with a reported IOTN of 3 and Aesthetic Component of 6 or above	3	545	0.6%	2.2%	4.1%	4.1%
% of case starts with a reported IOTN of 4	453	545	83.1%	79.1%	76.4%	77.7%
% of case starts with a reported IOTN of 5	86	545	15.8%	17.9%	17.7%	16.8 %
% of concluded courses in receipt of dual-arch fixed appliances	469	537	87.3%	60.6%	69.8%	73.8%
% of concluded courses where treatment was abandoned or discontinued	56	537	10.4%	14.8%	8.3%	7.0%
% of patients satisfied with the treatment they have received	12	12	100.0%	97.8%	96.6%	96.0%

* Figures in italics indicate that the base number is less than 100.

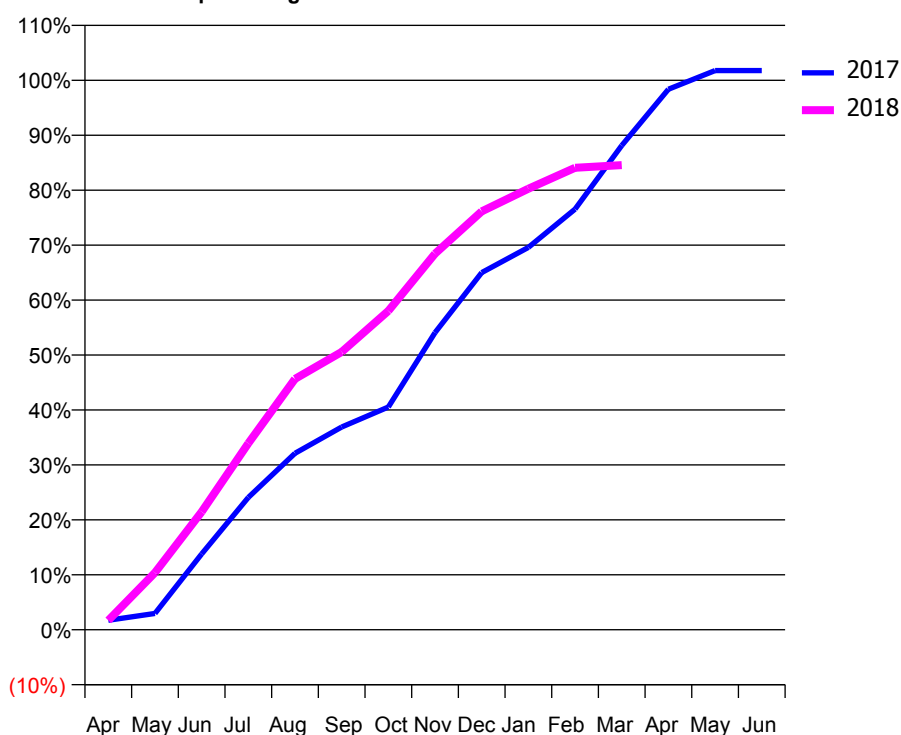
Q54 - Vital Signs Orthodontic At a Glance Contract Report for 648639/0001 - March 2018

Name or company name	MRS J SIMPSON	17/18 Contracted general activity (UDA)	0
Contract type name	PDS Contract	Carry forward general activity (UDA)	0
Purpose of contract	Orthodontic	17/18 Contracted orthodontic activity (UOA)	9,674
Contract start date	01/04/2006	Carry forward orthodontic activity (UOA)	-166
Contract end date	31/03/2018	Baseline contract value	£621,666.21

ACCESS	Contract	England and Wales
24 month ratio of assessments to patient IDs	1.02	1.04

ACTIVITY	Contract
Contract assess and fit appliances (case starts) as a percentage of Area Team case starts	5.3 %

Cumulative percentage of contracted UOA delivered 2017 & 2018



Month	Adjusted Scheduled Activity (UOA)		
	2016	2017	2018
April	10	164	166
May	201	281	1,006
June	778	1,303	2,077
July	1,213	2,275	3,284
August	1,684	3,032	4,418
September	2,353	3,485	4,892
October	3,868	3,828	5,614
November	4,471	5,106	6,622
December	6,088	6,139	7,365
January	6,379	6,572	7,765
February	7,387	7,229	8,133
March	8,170	8,321	8,179
April	9,178	9,289	
May	9,179	9,609	
June	9,200	9,609	

QUALITY (rolling 12 month period)

	Contract Quantity	Contract Base Number	Contract *	Area Team	Region	England
% of all assessments that were assess and fit appliances (case starts)	448	458	97.8%	53.8%	57.8%	60.1%
% of all assessments that were assess and refuse	10	458	2.2%	11.7%	11.2%	11.3%
% of all assessments that were assess and review	0	458	0.0%	34.5%	31.0%	28.6%
% of case starts with a reported IOTN of 3 and Aesthetic Component of 5 or below	0	448	N/A	0.0%	0.1%	0.1%
% of case starts with a reported IOTN of 3 and Aesthetic Component of 6 or above	0	448	N/A	2.2%	4.1%	4.1%
% of case starts with a reported IOTN of 4	359	448	80.1%	79.1%	76.4%	77.7%
% of case starts with a reported IOTN of 5	89	448	19.9%	17.9%	17.7%	16.8 %
% of concluded courses in receipt of dual-arch fixed appliances	355	376	94.4%	60.6%	69.8%	73.8%
% of concluded courses where treatment was abandoned or discontinued	5	376	1.3%	14.8%	8.3%	7.0%
% of patients satisfied with the treatment they have received	11	11	100.0%	97.8%	96.6%	96.0%

* Figures in italics indicate that the base number is less than 100.

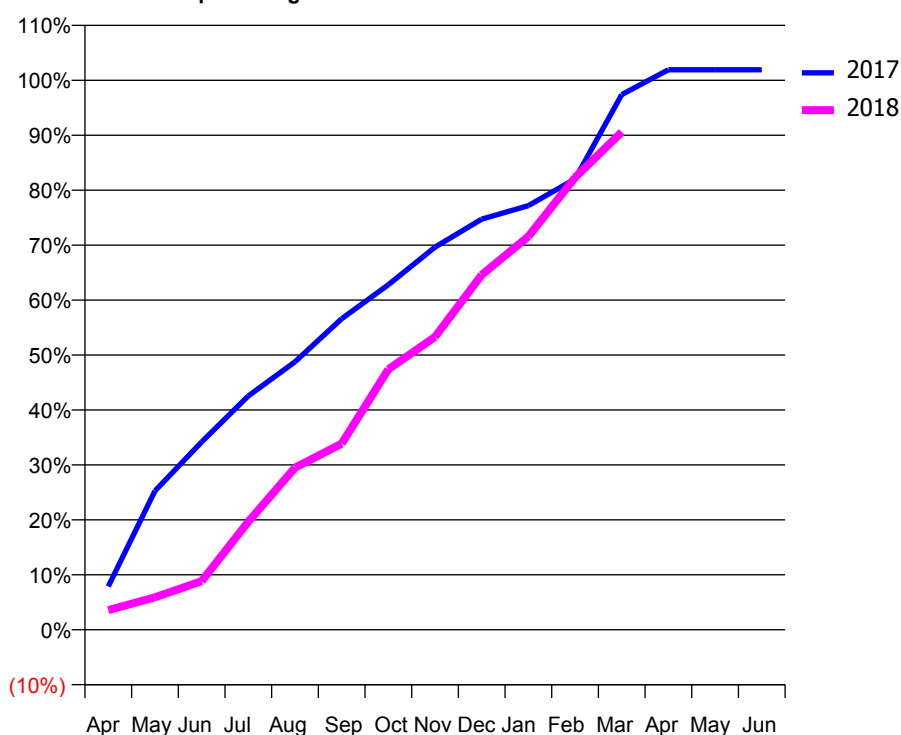
Q54 - Vital Signs Orthodontic At a Glance Contract Report for 648728/0001 - March 2018

Name or company name	MRS EH ROBERTS	17/18 Contracted general activity (UDA)	0
Contract type name	PDS Contract	Carry forward general activity (UDA)	0
Purpose of contract	Orthodontic	17/18 Contracted orthodontic activity (UOA)	3,936
Contract start date	01/04/2006	Carry forward orthodontic activity (UOA)	-72
Contract end date	31/03/2019	Baseline contract value	£233,386.90

ACCESS	Contract	England and Wales
24 month ratio of assessments to patient IDs	1.00	1.04

ACTIVITY	Contract
Contract assess and fit appliances (case starts) as a percentage of Area Team case starts	2.0 %

Cumulative percentage of contracted UOA delivered 2017 & 2018



Month	Adjusted Scheduled Activity (UOA)		
	2016	2017	2018
April	50	298	141
May	230	952	233
June	383	1,288	348
July	837	1,603	774
August	1,251	1,837	1,161
September	1,470	2,133	1,333
October	1,805	2,366	1,866
November	2,083	2,624	2,098
December	2,572	2,816	2,542
January	3,035	2,908	2,817
February	3,035	3,091	3,239
March	3,165	3,670	3,565
April	3,895	3,840	
May	3,895	3,840	
June	3,895	3,840	

QUALITY (rolling 12 month period)

	Contract Quantity	Contract Base Number	Contract *	Area Team	Region	England
% of all assessments that were assess and fit appliances (case starts)	174	235	74.0%	53.8%	57.8%	60.1%
% of all assessments that were assess and refuse	44	235	18.7%	11.7%	11.2%	11.3%
% of all assessments that were assess and review	17	235	7.2%	34.5%	31.0%	28.6%
% of case starts with a reported IOTN of 3 and Aesthetic Component of 5 or below	0	174	N/A	0.0%	0.1%	0.1%
% of case starts with a reported IOTN of 3 and Aesthetic Component of 6 or above	3	174	1.7%	2.2%	4.1%	4.1%
% of case starts with a reported IOTN of 4	134	174	77.0%	79.1%	76.4%	77.7%
% of case starts with a reported IOTN of 5	37	174	21.3%	17.9%	17.7%	16.8 %
% of concluded courses in receipt of dual-arch fixed appliances	184	195	94.4%	60.6%	69.8%	73.8%
% of concluded courses where treatment was abandoned or discontinued	10	195	5.1%	14.8%	8.3%	7.0%
% of patients satisfied with the treatment they have received	3	3	100.0%	97.8%	96.6%	96.0%

* Figures in italics indicate that the base number is less than 100.

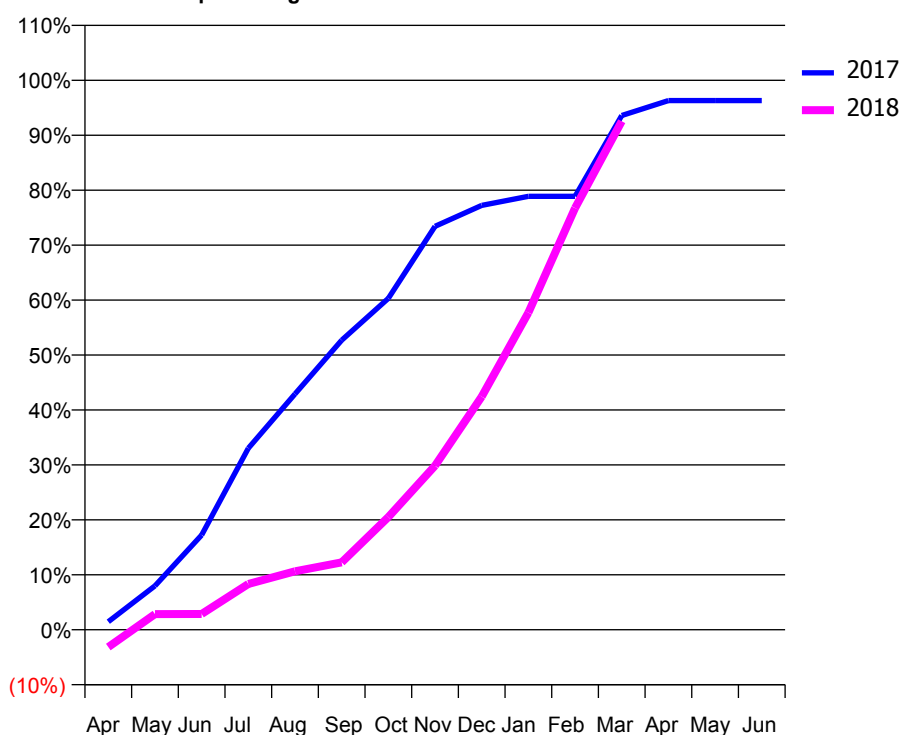
Q54 - Vital Signs Orthodontic At a Glance Contract Report for 650641/0001 - March 2018

Name or company name	MRS N SHOJA-ASSADI	17/18 Contracted general activity (UDA)	0
Contract type name	PDS Contract	Carry forward general activity (UDA)	0
Purpose of contract	Orthodontic	17/18 Contracted orthodontic activity (UOA)	3,862
Contract start date	01/04/2006	Carry forward orthodontic activity (UOA)	143
Contract end date	31/03/2019	Baseline contract value	£256,381.40

ACCESS	Contract	England and Wales
24 month ratio of assessments to patient IDs	1.08	1.04

ACTIVITY	Contract
Contract assess and fit appliances (case starts) as a percentage of Area Team case starts	2.3 %

Cumulative percentage of contracted UOA delivered 2017 & 2018



Month	Adjusted Scheduled Activity (UOA)		
	2016	2017	2018
April	549	57	-122
May	909	309	110
June	1,062	666	111
July	1,855	1,276	322
August	2,054	1,657	411
September	2,370	2,035	474
October	2,708	2,329	792
November	3,026	2,835	1,153
December	3,281	2,983	1,639
January	3,410	3,046	2,229
February	3,559	3,046	2,964
March	3,622	3,614	3,574
April	3,812	3,719	
May	3,812	3,719	
June	3,791	3,719	

QUALITY (rolling 12 month period)

	Contract Quantity	Contract Base Number	Contract *	Area Team	Region	England
% of all assessments that were assess and fit appliances (case starts)	196	219	89.5%	53.8%	57.8%	60.1%
% of all assessments that were assess and refuse	11	219	5.0%	11.7%	11.2%	11.3%
% of all assessments that were assess and review	12	219	5.5%	34.5%	31.0%	28.6%
% of case starts with a reported IOTN of 3 and Aesthetic Component of 5 or below	0	196	N/A	0.0%	0.1%	0.1%
% of case starts with a reported IOTN of 3 and Aesthetic Component of 6 or above	6	196	3.1%	2.2%	4.1%	4.1%
% of case starts with a reported IOTN of 4	167	196	85.2%	79.1%	76.4%	77.7%
% of case starts with a reported IOTN of 5	23	196	11.7%	17.9%	17.7%	16.8 %
% of concluded courses in receipt of dual-arch fixed appliances	0	175	N/A	60.6%	69.8%	73.8%
% of concluded courses where treatment was abandoned or discontinued	16	175	9.1%	14.8%	8.3%	7.0%
% of patients satisfied with the treatment they have received	3	3	100.0%	97.8%	96.6%	96.0%

* Figures in italics indicate that the base number is less than 100.

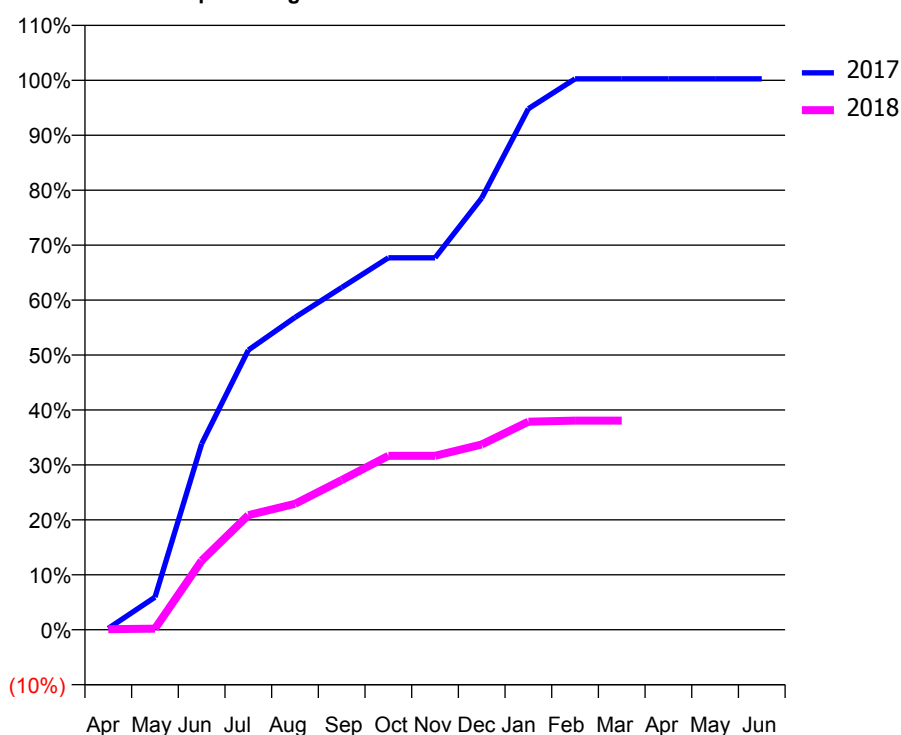
Q54 - Vital Signs Orthodontic At a Glance Contract Report for 658421/0001 - March 2018

Name or company name	MR ES HAYER	17/18 Contracted general activity (UDA)	21,866
Contract type name	GDS Contract	Carry forward general activity (UDA)	-281
Purpose of contract	General and Orthodontic	17/18 Contracted orthodontic activity (UOA)	1,017
Contract start date	01/04/2006	Carry forward orthodontic activity (UOA)	-1
Contract end date		Baseline contract value	£578,862.11

ACCESS	Contract	England and Wales
24 month ratio of assessments to patient IDs	1.04	1.04

ACTIVITY	Contract
Contract assess and fit appliances (case starts) as a percentage of Area Team case starts	0.2 %

Cumulative percentage of contracted UOA delivered 2017 & 2018



Month	Adjusted Scheduled Activity (UOA)		
	2016	2017	2018
April	5	1	1
May	74	23	2
June	74	131	128
July	271	197	212
August	313	220	233
September	336	241	277
October	336	262	322
November	338	262	322
December	360	304	343
January	362	367	385
February	388	388	387
March	388	388	387
April	388	388	
May	388	388	
June	388	388	

QUALITY (rolling 12 month period)	Contract Quantity	Contract Base Number	Contract *	Area Team	Region	England
% of all assessments that were assess and fit appliances (case starts)	18	26	69.2%	53.8%	57.8%	60.1%
% of all assessments that were assess and refuse	3	26	11.5%	11.7%	11.2%	11.3%
% of all assessments that were assess and review	5	26	19.2%	34.5%	31.0%	28.6%
% of case starts with a reported IOTN of 3 and Aesthetic Component of 5 or below	0	18	<i>N/A</i>	0.0%	0.1%	0.1%
% of case starts with a reported IOTN of 3 and Aesthetic Component of 6 or above	0	18	<i>N/A</i>	2.2%	4.1%	4.1%
% of case starts with a reported IOTN of 4	15	18	83.3%	79.1%	76.4%	77.7%
% of case starts with a reported IOTN of 5	3	18	16.7%	17.9%	17.7%	16.8 %
% of concluded courses in receipt of dual-arch fixed appliances	14	16	87.5%	60.6%	69.8%	73.8%
% of concluded courses where treatment was abandoned or discontinued	1	16	6.3%	14.8%	8.3%	7.0%
% of patients satisfied with the treatment they have received	1	1	100.0%	97.8%	96.6%	96.0%

* Figures in italics indicate that the base number is less than 100.

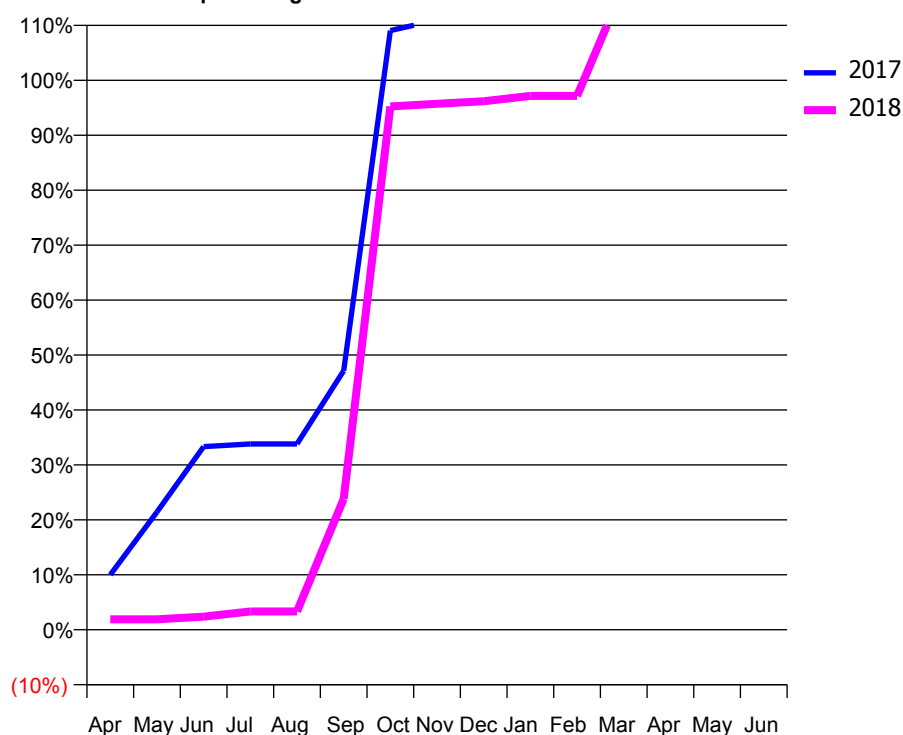
Q54 - Vital Signs Orthodontic At a Glance Contract Report for 673749/0001 - March 2018

Name or company name	MR R KUMAR	17/18 Contracted general activity (UDA)	9,973
Contract type name	GDS Contract	Carry forward general activity (UDA)	0
Purpose of contract	General and Orthodontic	17/18 Contracted orthodontic activity (UOA)	210
Contract start date	01/04/2006	Carry forward orthodontic activity (UOA)	-4
Contract end date		Baseline contract value	£271,177.03

ACCESS	Contract	England and Wales
24 month ratio of assessments to patient IDs	1.03	1.04

ACTIVITY	Contract
Contract assess and fit appliances (case starts) as a percentage of Area Team case starts	0.1 %

Cumulative percentage of contracted UOA delivered 2017 & 2018



Month	Adjusted Scheduled Activity (UOA)		
	2016	2017	2018
April	2	21	4
May	4	45	4
June	7	70	5
July	8	71	7
August	10	71	7
September	15	99	50
October	17	229	200
November	211	233	201
December	211	236	202
January	213	242	204
February	280	242	204
March	283	242	246
April	283	273	
May	283	273	
June	283	273	

QUALITY (rolling 12 month period)	Contract Quantity	Contract Base Number	Contract *	Area Team	Region	England
% of all assessments that were assess and fit appliances (case starts)	12	33	36.4%	53.8%	57.8%	60.1%
% of all assessments that were assess and refuse	7	33	21.2%	11.7%	11.2%	11.3%
% of all assessments that were assess and review	14	33	42.4%	34.5%	31.0%	28.6%
% of case starts with a reported IOTN of 3 and Aesthetic Component of 5 or below	0	12	<i>N/A</i>	0.0%	0.1%	0.1%
% of case starts with a reported IOTN of 3 and Aesthetic Component of 6 or above	0	12	<i>N/A</i>	2.2%	4.1%	4.1%
% of case starts with a reported IOTN of 4	4	12	33.3%	79.1%	76.4%	77.7%
% of case starts with a reported IOTN of 5	8	12	66.7%	17.9%	17.7%	16.8 %
% of concluded courses in receipt of dual-arch fixed appliances	0	0	<i>N/A</i>	60.6%	69.8%	73.8%
% of concluded courses where treatment was abandoned or discontinued	0	0	<i>N/A</i>	14.8%	8.3%	7.0%
% of patients satisfied with the treatment they have received	0	0	<i>N/A</i>	97.8%	96.6%	96.0%

* Figures in italics indicate that the base number is less than 100.

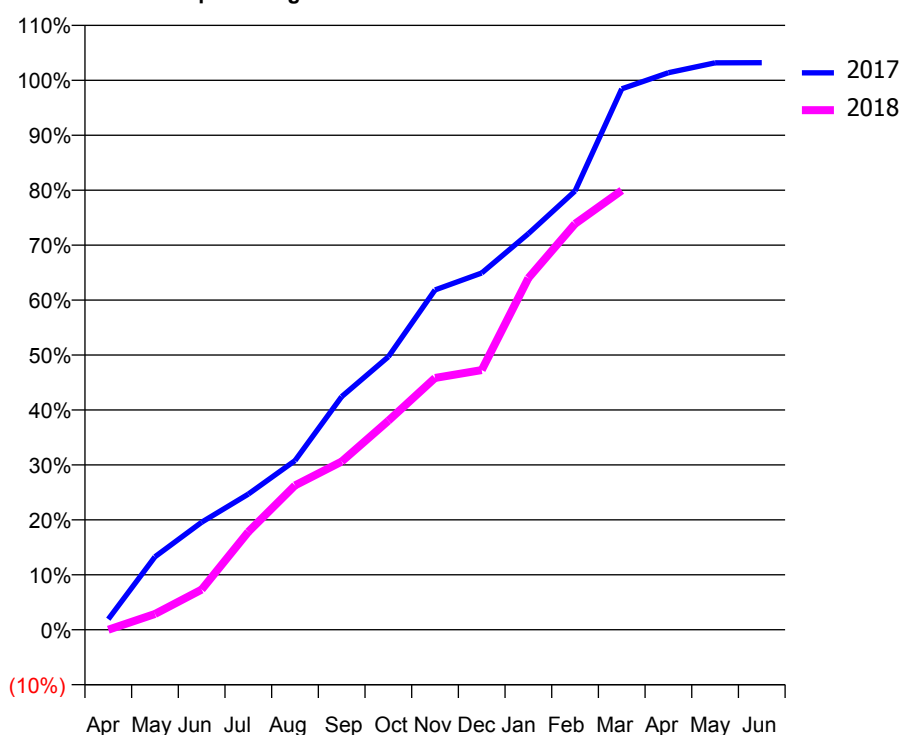
Q54 - Vital Signs Orthodontic At a Glance Contract Report for 735213/0002 - March 2018

Name or company name	MR PL MASON	17/18 Contracted general activity (UDA)	0
Contract type name	PDS Contract	Carry forward general activity (UDA)	0
Purpose of contract	Orthodontic	17/18 Contracted orthodontic activity (UOA)	6,135
Contract start date	22/03/2014	Carry forward orthodontic activity (UOA)	0
Contract end date	31/03/2019	Baseline contract value	£392,636.35

ACCESS	Contract	England and Wales
24 month ratio of assessments to patient IDs	1.02	1.04

ACTIVITY	Contract
Contract assess and fit appliances (case starts) as a percentage of Area Team case starts	2.9 %

Cumulative percentage of contracted UOA delivered 2017 & 2018



Month	Adjusted Scheduled Activity (UOA)		
	2016	2017	2018
April	102	98	0
May	274	676	176
June	274	995	449
July	551	1,255	1,093
August	651	1,565	1,612
September	825	2,158	1,878
October	1,073	2,526	2,334
November	1,537	3,145	2,811
December	2,713	3,301	2,900
January	2,887	3,665	3,927
February	4,329	4,060	4,532
March	4,920	5,005	4,905
April	5,178	5,155	
May	5,182	5,246	
June	5,183	5,248	

QUALITY (rolling 12 month period)

	Contract Quantity	Contract Base Number	Contract *	Area Team	Region	England
% of all assessments that were assess and fit appliances (case starts)	245	423	57.9%	53.8%	57.8%	60.1%
% of all assessments that were assess and refuse	18	423	4.3%	11.7%	11.2%	11.3%
% of all assessments that were assess and review	160	423	37.8%	34.5%	31.0%	28.6%
% of case starts with a reported IOTN of 3 and Aesthetic Component of 5 or below	0	245	N/A	0.0%	0.1%	0.1%
% of case starts with a reported IOTN of 3 and Aesthetic Component of 6 or above	8	245	3.3%	2.2%	4.1%	4.1%
% of case starts with a reported IOTN of 4	185	245	75.5%	79.1%	76.4%	77.7%
% of case starts with a reported IOTN of 5	39	245	15.9%	17.9%	17.7%	16.8 %
% of concluded courses in receipt of dual-arch fixed appliances	0	201	N/A	60.6%	69.8%	73.8%
% of concluded courses where treatment was abandoned or discontinued	3	201	1.5%	14.8%	8.3%	7.0%
% of patients satisfied with the treatment they have received	8	9	88.9%	97.8%	96.6%	96.0%

* Figures in italics indicate that the base number is less than 100.

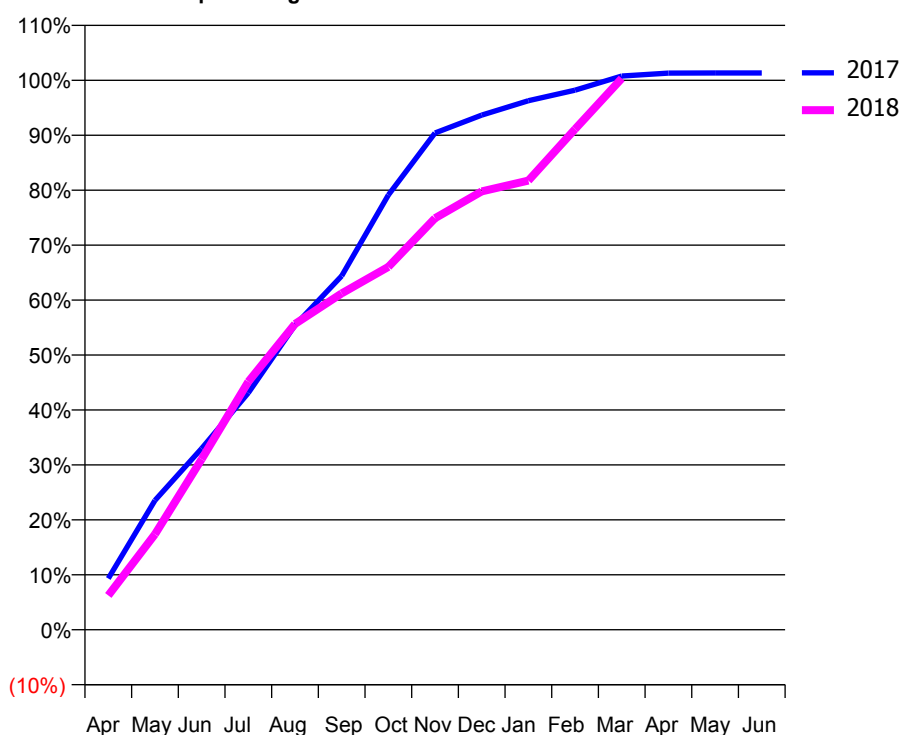
Q54 - Vital Signs Orthodontic At a Glance Contract Report for 735337/0001 - March 2018

Name or company name	DR WC ADDISON	17/18 Contracted general activity (UDA)	0
Contract type name	PDS Contract	Carry forward general activity (UDA)	0
Purpose of contract	Orthodontic	17/18 Contracted orthodontic activity (UOA)	9,769
Contract start date	01/04/2006	Carry forward orthodontic activity (UOA)	-119
Contract end date	31/03/2019	Baseline contract value	£640,606.15

ACCESS	Contract	England and Wales
24 month ratio of assessments to patient IDs	1.07	1.04

ACTIVITY	Contract
Contract assess and fit appliances (case starts) as a percentage of Area Team case starts	5.3 %

Cumulative percentage of contracted UOA delivered 2017 & 2018



Month	Adjusted Scheduled Activity (UOA)		
	2016	2017	2018
April	560	844	611
May	1,552	2,127	1,699
June	2,287	2,981	3,033
July	3,518	3,895	4,410
August	4,313	5,006	5,438
September	5,100	5,818	5,981
October	6,254	7,148	6,451
November	7,046	8,167	7,318
December	7,943	8,461	7,793
January	8,401	8,697	7,986
February	8,644	8,872	8,900
March	8,831	9,103	9,801
April	9,354	9,151	
May	9,357	9,153	
June	9,357	9,153	

QUALITY (rolling 12 month period)	Contract Quantity	Contract Base Number	Contract *	Area Team	Region	England
% of all assessments that were assess and fit appliances (case starts)	450	754	59.7%	53.8%	57.8%	60.1%
% of all assessments that were assess and refuse	84	754	11.1%	11.7%	11.2%	11.3%
% of all assessments that were assess and review	220	754	29.2%	34.5%	31.0%	28.6%
% of case starts with a reported IOTN of 3 and Aesthetic Component of 5 or below	0	450	N/A	0.0%	0.1%	0.1%
% of case starts with a reported IOTN of 3 and Aesthetic Component of 6 or above	34	450	7.6%	2.2%	4.1%	4.1%
% of case starts with a reported IOTN of 4	325	450	72.2%	79.1%	76.4%	77.7%
% of case starts with a reported IOTN of 5	85	450	18.9%	17.9%	17.7%	16.8 %
% of concluded courses in receipt of dual-arch fixed appliances	0	309	N/A	60.6%	69.8%	73.8%
% of concluded courses where treatment was abandoned or discontinued	1	309	0.3%	14.8%	8.3%	7.0%
% of patients satisfied with the treatment they have received	8	8	100.0%	97.8%	96.6%	96.0%

* Figures in italics indicate that the base number is less than 100.

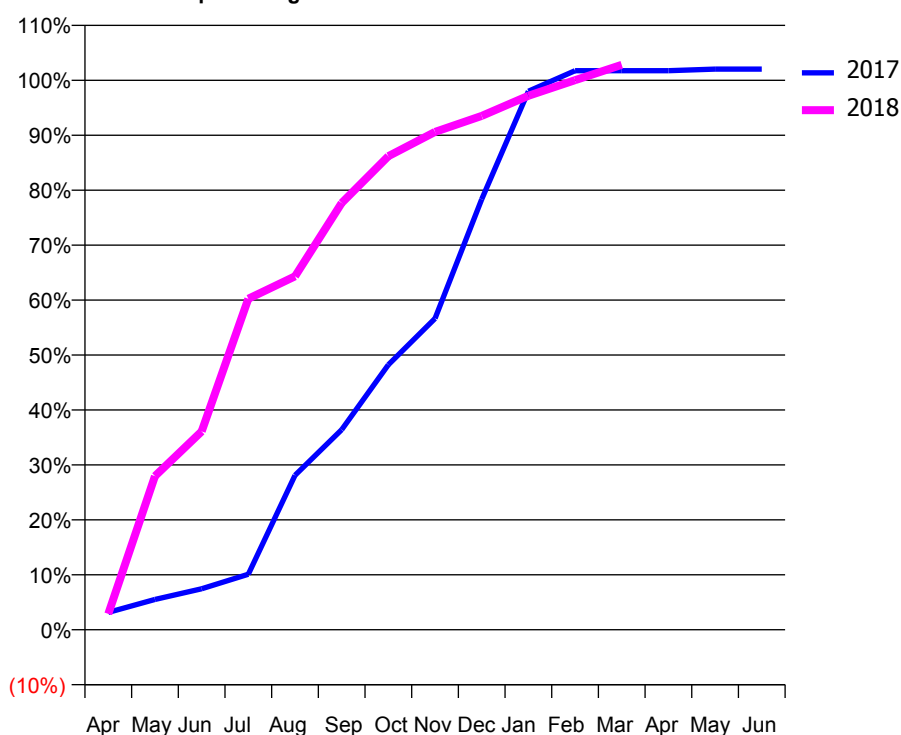
Q54 - Vital Signs Orthodontic At a Glance Contract Report for 761923/0001 - March 2018

Name or company name	MR RD SLATER	17/18 Contracted general activity (UDA)	0
Contract type name	PDS Contract	Carry forward general activity (UDA)	0
Purpose of contract	Orthodontic	17/18 Contracted orthodontic activity (UOA)	8,345
Contract start date	01/04/2006	Carry forward orthodontic activity (UOA)	-167
Contract end date	31/03/2019	Baseline contract value	£558,945.84

ACCESS	Contract	England and Wales
24 month ratio of assessments to patient IDs	1.02	1.04

ACTIVITY	Contract
Contract assess and fit appliances (case starts) as a percentage of Area Team case starts	4.2 %

Cumulative percentage of contracted UOA delivered 2017 & 2018



Month	Adjusted Scheduled Activity (UOA)		
	2016	2017	2018
April	588	265	243
May	1,183	461	2,334
June	1,847	623	3,012
July	3,016	844	5,027
August	3,454	2,347	5,368
September	4,152	3,038	6,482
October	5,198	4,025	7,192
November	5,731	4,727	7,560
December	5,971	6,538	7,803
January	6,216	8,178	8,109
February	6,589	8,490	8,346
March	6,750	8,490	8,579
April	6,797	8,490	
May	6,797	8,515	
June	6,797	8,515	

QUALITY (rolling 12 month period)

	Contract Quantity	Contract Base Number	Contract *	Area Team	Region	England
% of all assessments that were assess and fit appliances (case starts)	360	1,256	28.7%	53.8%	57.8%	60.1%
% of all assessments that were assess and refuse	216	1,256	17.2%	11.7%	11.2%	11.3%
% of all assessments that were assess and review	680	1,256	54.1%	34.5%	31.0%	28.6%
% of case starts with a reported IOTN of 3 and Aesthetic Component of 5 or below	0	360	N/A	0.0%	0.1%	0.1%
% of case starts with a reported IOTN of 3 and Aesthetic Component of 6 or above	0	360	N/A	2.2%	4.1%	4.1%
% of case starts with a reported IOTN of 4	278	360	77.2%	79.1%	76.4%	77.7%
% of case starts with a reported IOTN of 5	81	360	22.5%	17.9%	17.7%	16.8 %
% of concluded courses in receipt of dual-arch fixed appliances	292	378	77.2%	60.6%	69.8%	73.8%
% of concluded courses where treatment was abandoned or discontinued	20	378	5.3%	14.8%	8.3%	7.0%
% of patients satisfied with the treatment they have received	9	9	100.0%	97.8%	96.6%	96.0%

* Figures in italics indicate that the base number is less than 100.

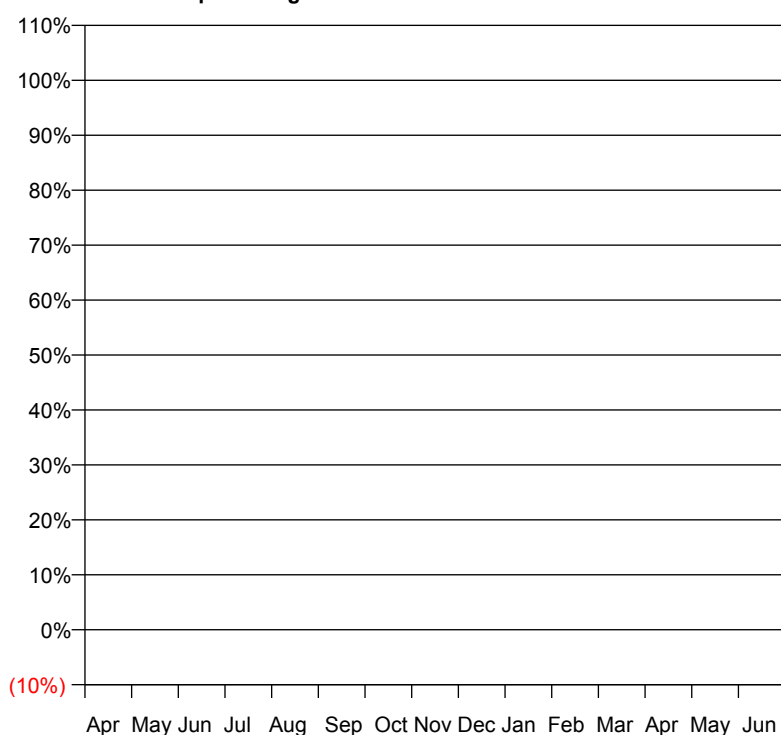
Q54 - Vital Signs Orthodontic At a Glance Contract Report for 769258/0001 - March 2018

Name or company name	MR S TALWAR	17/18 Contracted general activity (UDA)	23,061
Contract type name	GDS Contract	Carry forward general activity (UDA)	1,500
Purpose of contract	General	17/18 Contracted orthodontic activity (UOA)	0
Contract start date	01/04/2006	Carry forward orthodontic activity (UOA)	0
Contract end date		Baseline contract value	£547,968.66

ACCESS	Contract	England and Wales
24 month ratio of assessments to patient IDs	1.00	1.04

ACTIVITY	Contract
Contract assess and fit appliances (case starts) as a percentage of Area Team case starts	0.0 %

Cumulative percentage of contracted UOA delivered 2017 & 2018



— 2017
— 2018

Month	Adjusted Scheduled Activity (UOA)		
	2016	2017	2018
April	0	0	0
May	0	0	0
June	0	0	0
July	0	0	0
August	0	0	1
September	0	0	1
October	0	0	1
November	0	0	1
December	0	0	1
January	0	0	1
February	0	0	1
March	0	0	1
April	0	0	
May	0	0	
June	0	0	

QUALITY (rolling 12 month period)

	Contract Quantity	Contract Base Number	Contract *	Area Team	Region	England
% of all assessments that were assess and fit appliances (case starts)	0	1	0.0%	53.8%	57.8%	60.1%
% of all assessments that were assess and refuse	0	1	0.0%	11.7%	11.2%	11.3%
% of all assessments that were assess and review	1	1	100.0%	34.5%	31.0%	28.6%
% of case starts with a reported IOTN of 3 and Aesthetic Component of 5 or below	0	0	N/A	0.0%	0.1%	0.1%
% of case starts with a reported IOTN of 3 and Aesthetic Component of 6 or above	0	0	N/A	2.2%	4.1%	4.1%
% of case starts with a reported IOTN of 4	0	0	N/A	79.1%	76.4%	77.7%
% of case starts with a reported IOTN of 5	0	0	N/A	17.9%	17.7%	16.8 %
% of concluded courses in receipt of dual-arch fixed appliances	0	0	N/A	60.6%	69.8%	73.8%
% of concluded courses where treatment was abandoned or discontinued	0	0	N/A	14.8%	8.3%	7.0%
% of patients satisfied with the treatment they have received	0	0	N/A	97.8%	96.6%	96.0%

* Figures in italics indicate that the base number is less than 100.

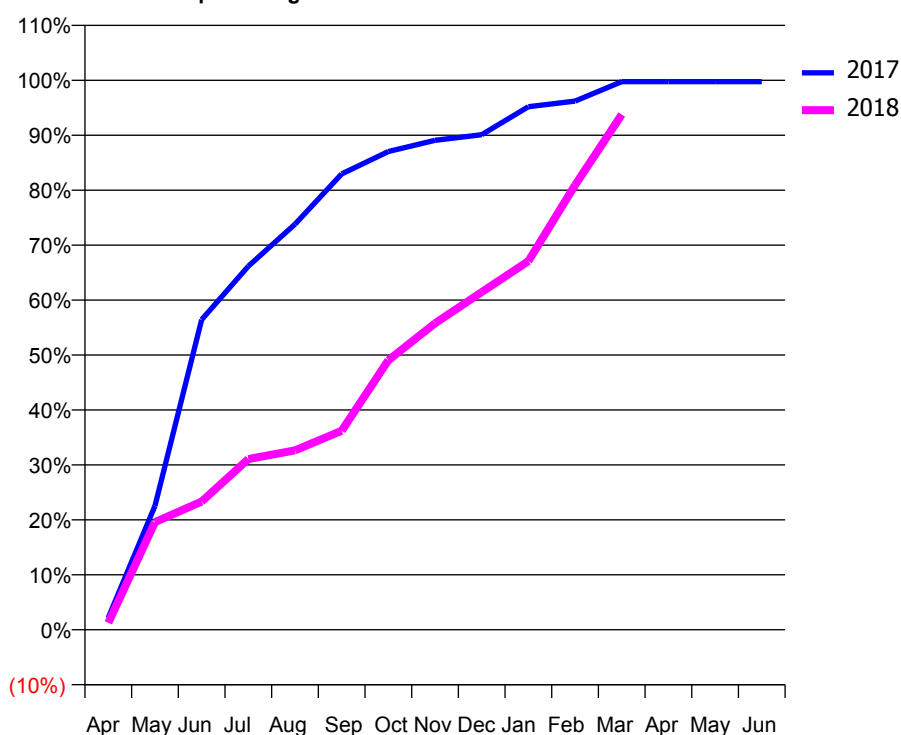
Q54 - Vital Signs Orthodontic At a Glance Contract Report for 776998/0001 - March 2018

Name or company name	MR DL DALY	17/18 Contracted general activity (UDA)	0
Contract type name	PDS Contract	Carry forward general activity (UDA)	0
Purpose of contract	Orthodontic	17/18 Contracted orthodontic activity (UOA)	4,130
Contract start date	01/04/2006	Carry forward orthodontic activity (UOA)	10
Contract end date	31/03/2019	Baseline contract value	£251,773.26

ACCESS	Contract	England and Wales
24 month ratio of assessments to patient IDs	1.00	1.04

ACTIVITY	Contract
Contract assess and fit appliances (case starts) as a percentage of Area Team case starts	2.2 %

Cumulative percentage of contracted UOA delivered 2017 & 2018



Month	Adjusted Scheduled Activity (UOA)		
	2016	2017	2018
April	25	91	53
May	535	932	809
June	1,222	2,331	964
July	1,611	2,733	1,283
August	2,134	3,048	1,348
September	2,281	3,426	1,496
October	2,736	3,594	2,026
November	3,013	3,679	2,304
December	3,288	3,721	2,538
January	3,970	3,931	2,771
February	3,970	3,973	3,342
March	4,073	4,120	3,872
April	4,115	4,120	
May	4,115	4,120	
June	4,115	4,120	

QUALITY (rolling 12 month period)

	Contract Quantity	Contract Base Number	Contract *	Area Team	Region	England
% of all assessments that were assess and fit appliances (case starts)	183	222	82.4%	53.8%	57.8%	60.1%
% of all assessments that were assess and refuse	22	222	9.9%	11.7%	11.2%	11.3%
% of all assessments that were assess and review	17	222	7.7%	34.5%	31.0%	28.6%
% of case starts with a reported IOTN of 3 and Aesthetic Component of 5 or below	0	183	N/A	0.0%	0.1%	0.1%
% of case starts with a reported IOTN of 3 and Aesthetic Component of 6 or above	0	183	N/A	2.2%	4.1%	4.1%
% of case starts with a reported IOTN of 4	161	183	88.0%	79.1%	76.4%	77.7%
% of case starts with a reported IOTN of 5	22	183	12.0%	17.9%	17.7%	16.8 %
% of concluded courses in receipt of dual-arch fixed appliances	193	207	93.2%	60.6%	69.8%	73.8%
% of concluded courses where treatment was abandoned or discontinued	12	207	5.8%	14.8%	8.3%	7.0%
% of patients satisfied with the treatment they have received	3	3	100.0%	97.8%	96.6%	96.0%

* Figures in italics indicate that the base number is less than 100.

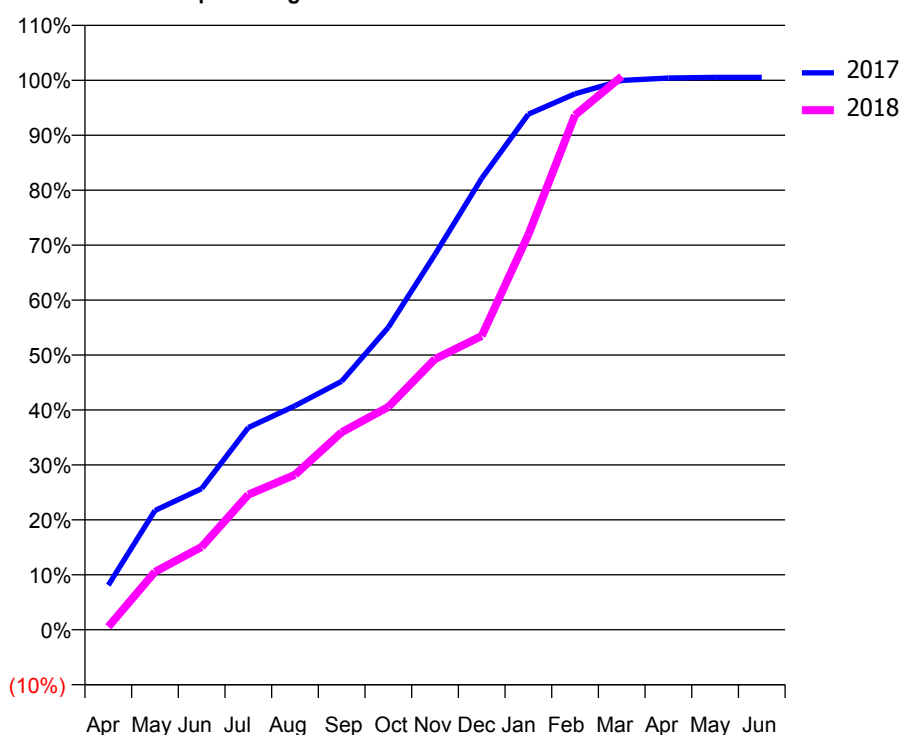
Q54 - Vital Signs Orthodontic At a Glance Contract Report for 833657/0001 - March 2018

Name or company name	MR AA DHOPATKAR	17/18 Contracted general activity (UDA)	0
Contract type name	PDS Contract	Carry forward general activity (UDA)	0
Purpose of contract	Orthodontic	17/18 Contracted orthodontic activity (UOA)	4,636
Contract start date	01/04/2006	Carry forward orthodontic activity (UOA)	-24
Contract end date	31/03/2023	Baseline contract value	£290,063.84

ACCESS	Contract	England and Wales
24 month ratio of assessments to patient IDs	1.09	1.04

ACTIVITY	Contract
Contract assess and fit appliances (case starts) as a percentage of Area Team case starts	2.8 %

Cumulative percentage of contracted UOA delivered 2017 & 2018



Month	Adjusted Scheduled Activity (UOA)		
	2016	2017	2018
April	44	376	25
May	814	1,006	489
June	837	1,191	699
July	1,224	1,706	1,140
August	1,616	1,890	1,308
September	1,948	2,096	1,667
October	2,188	2,552	1,881
November	2,818	3,168	2,284
December	3,354	3,809	2,479
January	3,720	4,350	3,334
February	4,505	4,522	4,342
March	4,655	4,634	4,668
April	4,655	4,655	
May	4,655	4,660	
June	4,655	4,660	

QUALITY (rolling 12 month period)	Contract Quantity	Contract Base Number	Contract *	Area Team	Region	England
% of all assessments that were assess and fit appliances (case starts)	240	307	78.2%	53.8%	57.8%	60.1%
% of all assessments that were assess and refuse	35	307	11.4%	11.7%	11.2%	11.3%
% of all assessments that were assess and review	32	307	10.4%	34.5%	31.0%	28.6%
% of case starts with a reported IOTN of 3 and Aesthetic Component of 5 or below	0	240	N/A	0.0%	0.1%	0.1%
% of case starts with a reported IOTN of 3 and Aesthetic Component of 6 or above	0	240	N/A	2.2%	4.1%	4.1%
% of case starts with a reported IOTN of 4	197	240	82.1%	79.1%	76.4%	77.7%
% of case starts with a reported IOTN of 5	43	240	17.9%	17.9%	17.7%	16.8 %
% of concluded courses in receipt of dual-arch fixed appliances	98	143	68.5%	60.6%	69.8%	73.8%
% of concluded courses where treatment was abandoned or discontinued	10	143	7.0%	14.8%	8.3%	7.0%
% of patients satisfied with the treatment they have received	6	6	100.0%	97.8%	96.6%	96.0%

* Figures in italics indicate that the base number is less than 100.

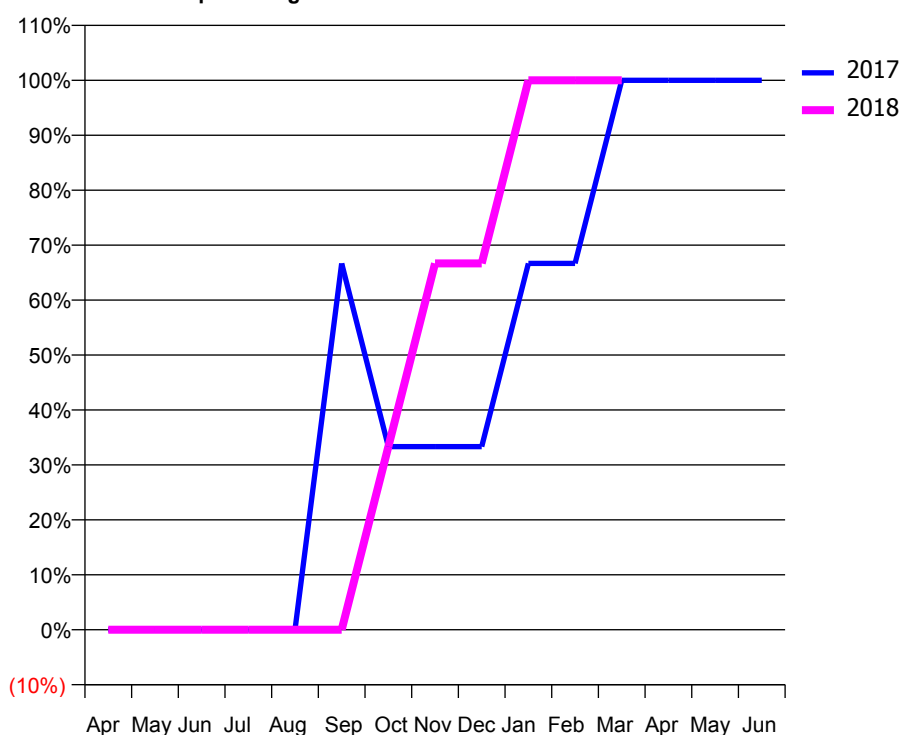
Q54 - Vital Signs Orthodontic At a Glance Contract Report for 901245/0001 - March 2018

Name or company name	MR DG HENDERSON	17/18 Contracted general activity (UDA)	3,830
Contract type name	GDS Contract	Carry forward general activity (UDA)	-55
Purpose of contract	General and Orthodontic	17/18 Contracted orthodontic activity (UOA)	3
Contract start date	01/04/2006	Carry forward orthodontic activity (UOA)	0
Contract end date		Baseline contract value	£99,762.47

ACCESS	Contract	England and Wales
24 month ratio of assessments to patient IDs	1.00	1.04

ACTIVITY	Contract
Contract assess and fit appliances (case starts) as a percentage of Area Team case starts	0.0 %

Cumulative percentage of contracted UOA delivered 2017 & 2018



Month	Adjusted Scheduled Activity (UOA)		
	2016	2017	2018
April	0	0	0
May	1	0	0
June	1	0	0
July	1	0	0
August	1	0	0
September	2	2	0
October	2	1	1
November	2	1	2
December	2	1	2
January	2	2	3
February	3	2	3
March	3	3	3
April	3	3	
May	3	3	
June	3	3	

QUALITY (rolling 12 month period)	Contract Quantity	Contract Base Number	Contract *	Area Team	Region	England
% of all assessments that were assess and fit appliances (case starts)	0	3	0.0%	53.8%	57.8%	60.1%
% of all assessments that were assess and refuse	0	3	0.0%	11.7%	11.2%	11.3%
% of all assessments that were assess and review	3	3	100.0%	34.5%	31.0%	28.6%
% of case starts with a reported IOTN of 3 and Aesthetic Component of 5 or below	0	0	N/A	0.0%	0.1%	0.1%
% of case starts with a reported IOTN of 3 and Aesthetic Component of 6 or above	0	0	N/A	2.2%	4.1%	4.1%
% of case starts with a reported IOTN of 4	0	0	N/A	79.1%	76.4%	77.7%
% of case starts with a reported IOTN of 5	0	0	N/A	17.9%	17.7%	16.8 %
% of concluded courses in receipt of dual-arch fixed appliances	0	0	N/A	60.6%	69.8%	73.8%
% of concluded courses where treatment was abandoned or discontinued	0	0	N/A	14.8%	8.3%	7.0%
% of patients satisfied with the treatment they have received	0	0	N/A	97.8%	96.6%	96.0%

* Figures in italics indicate that the base number is less than 100.

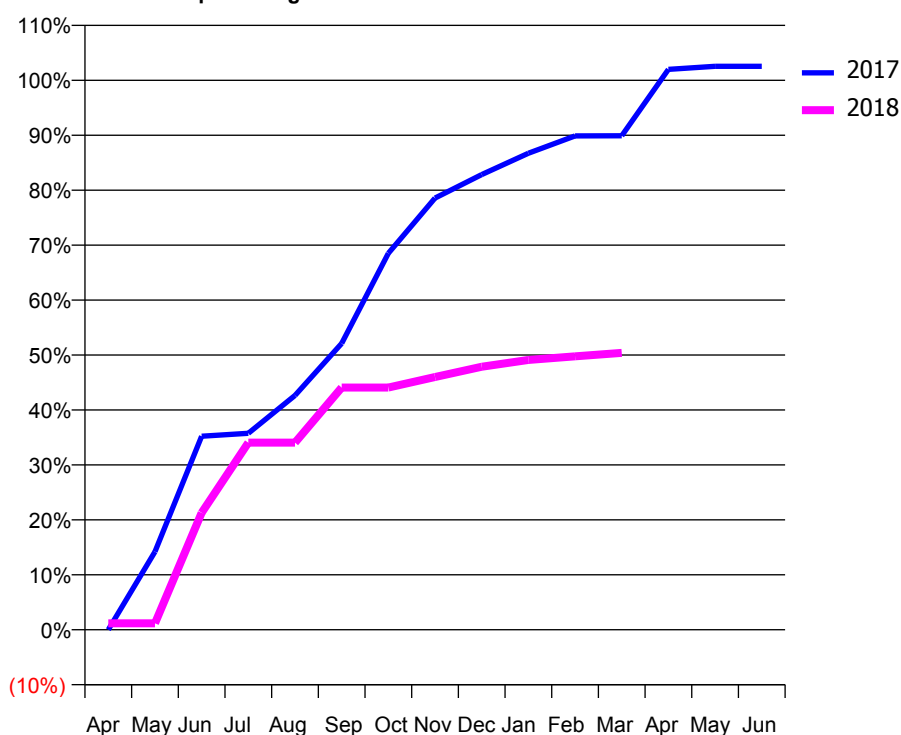
Q54 - Vital Signs Orthodontic At a Glance Contract Report for 913286/0005 - March 2018

Name or company name	MR GE FICKERT	17/18 Contracted general activity (UDA)	0
Contract type name	PDS Contract	Carry forward general activity (UDA)	0
Purpose of contract	Orthodontic	17/18 Contracted orthodontic activity (UOA)	6,787
Contract start date	01/04/2006	Carry forward orthodontic activity (UOA)	-80
Contract end date	31/03/2018	Baseline contract value	£390,079.00

ACCESS	Contract	England and Wales
24 month ratio of assessments to patient IDs	1.00	1.04

ACTIVITY	Contract
Contract assess and fit appliances (case starts) as a percentage of Area Team case starts	2.2 %

Cumulative percentage of contracted UOA delivered 2017 & 2018



Month	Adjusted Scheduled Activity (UOA)		
	2016	2017	2018
April	69	0	80
May	69	567	80
June	69	1,407	1,446
July	995	1,428	2,311
August	1,037	1,703	2,311
September	1,870	2,081	2,992
October	2,314	2,737	2,992
November	2,984	3,138	3,122
December	3,153	3,309	3,249
January	3,153	3,464	3,333
February	3,405	3,590	3,377
March	3,594	3,591	3,420
April	3,699	4,074	
May	3,699	4,095	
June	3,699	4,095	

QUALITY (rolling 12 month period)

	Contract Quantity	Contract Base Number	Contract *	Area Team	Region	England
% of all assessments that were assess and fit appliances (case starts)	185	189	97.9%	53.8%	57.8%	60.1%
% of all assessments that were assess and refuse	1	189	0.5%	11.7%	11.2%	11.3%
% of all assessments that were assess and review	3	189	1.6%	34.5%	31.0%	28.6%
% of case starts with a reported IOTN of 3 and Aesthetic Component of 5 or below	0	185	N/A	0.0%	0.1%	0.1%
% of case starts with a reported IOTN of 3 and Aesthetic Component of 6 or above	2	185	1.1%	2.2%	4.1%	4.1%
% of case starts with a reported IOTN of 4	155	185	83.8%	79.1%	76.4%	77.7%
% of case starts with a reported IOTN of 5	16	185	8.6%	17.9%	17.7%	16.8 %
% of concluded courses in receipt of dual-arch fixed appliances	0	106	N/A	60.6%	69.8%	73.8%
% of concluded courses where treatment was abandoned or discontinued	24	106	22.6%	14.8%	8.3%	7.0%
% of patients satisfied with the treatment they have received	6	6	100.0%	97.8%	96.6%	96.0%

* Figures in italics indicate that the base number is less than 100.

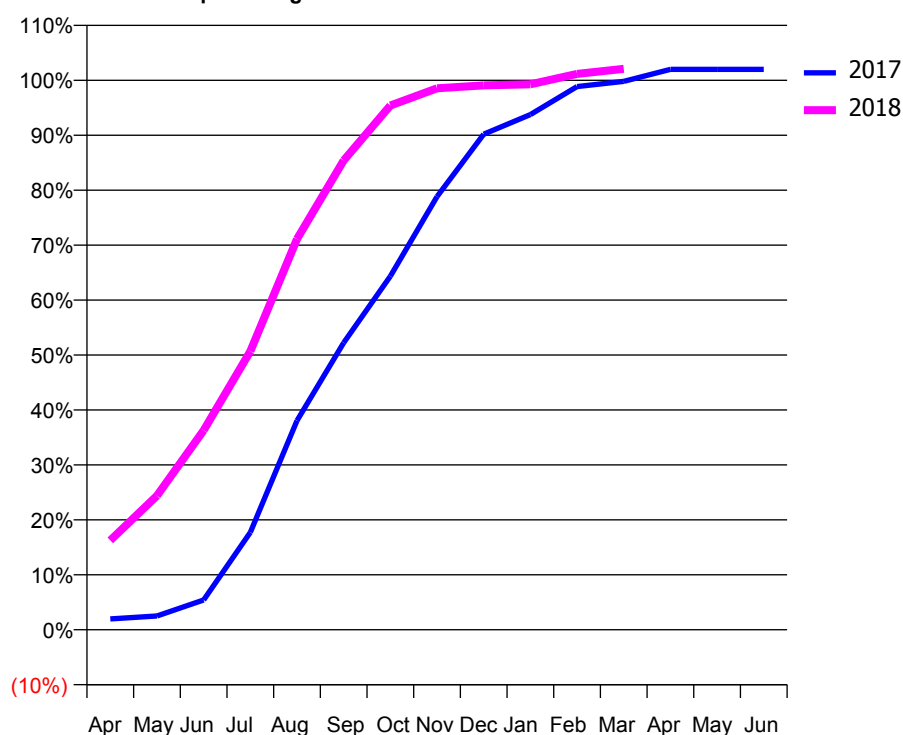
Q54 - Vital Signs Orthodontic At a Glance Contract Report for 913618/0001 - March 2018

Name or company name	Mere Green Dental	17/18 Contracted general activity (UDA)	5,306
Contract type name	GDS Contract	Carry forward general activity (UDA)	-103
Purpose of contract	General and Orthodontic	17/18 Contracted orthodontic activity (UOA)	959
Contract start date	01/04/2006	Carry forward orthodontic activity (UOA)	-19
Contract end date		Baseline contract value	£194,799.20

ACCESS	Contract	England and Wales
24 month ratio of assessments to patient IDs	1.03	1.04

ACTIVITY	Contract
Contract assess and fit appliances (case starts) as a percentage of Area Team case starts	0.5 %

Cumulative percentage of contracted UOA delivered 2017 & 2018



Month	Adjusted Scheduled Activity (UOA)		
	2016	2017	2018
April	86	19	156
May	214	24	234
June	236	52	348
July	300	170	486
August	304	365	682
September	347	501	819
October	419	617	915
November	488	756	945
December	708	865	950
January	794	899	952
February	837	948	970
March	903	957	979
April	988	978	
May	988	978	
June	988	978	

QUALITY (rolling 12 month period)

	Contract Quantity	Contract Base Number	Contract *	Area Team	Region	England
% of all assessments that were assess and fit appliances (case starts)	44	159	27.7%	53.8%	57.8%	60.1%
% of all assessments that were assess and refuse	34	159	21.4%	11.7%	11.2%	11.3%
% of all assessments that were assess and review	81	159	50.9%	34.5%	31.0%	28.6%
% of case starts with a reported IOTN of 3 and Aesthetic Component of 5 or below	0	44	<i>N/A</i>	0.0%	0.1%	0.1%
% of case starts with a reported IOTN of 3 and Aesthetic Component of 6 or above	4	44	9.1%	2.2%	4.1%	4.1%
% of case starts with a reported IOTN of 4	35	44	79.5%	79.1%	76.4%	77.7%
% of case starts with a reported IOTN of 5	5	44	11.4%	17.9%	17.7%	16.8 %
% of concluded courses in receipt of dual-arch fixed appliances	1	30	3.3%	60.6%	69.8%	73.8%
% of concluded courses where treatment was abandoned or discontinued	10	30	33.3%	14.8%	8.3%	7.0%
% of patients satisfied with the treatment they have received	5	5	100.0%	97.8%	96.6%	96.0%

* Figures in italics indicate that the base number is less than 100.

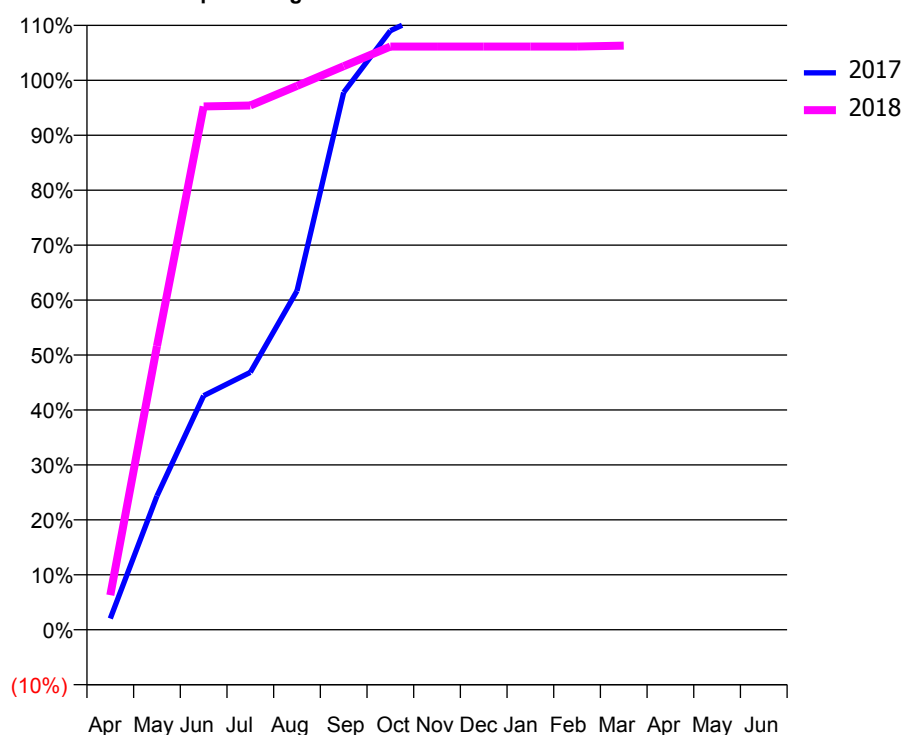
Q54 - Vital Signs Orthodontic At a Glance Contract Report for 938181/0001 - March 2018

Name or company name	MR SS ATTHI	17/18 Contracted general activity (UDA)	11,107
Contract type name	GDS Contract	Carry forward general activity (UDA)	-222
Purpose of contract	General and Orthodontic	17/18 Contracted orthodontic activity (UOA)	587
Contract start date	01/04/2006	Carry forward orthodontic activity (UOA)	-12
Contract end date		Baseline contract value	£377,410.34

ACCESS	Contract	England and Wales
24 month ratio of assessments to patient IDs	1.02	1.04

ACTIVITY	Contract
Contract assess and fit appliances (case starts) as a percentage of Area Team case starts	0.4 %

Cumulative percentage of contracted UOA delivered 2017 & 2018



Month	Adjusted Scheduled Activity (UOA)		
	2016	2017	2018
April	21	12	37
May	43	143	303
June	64	250	559
July	114	275	560
August	137	362	581
September	137	574	602
October	246	640	623
November	395	663	623
December	576	663	623
January	618	663	623
February	662	663	623
March	688	664	624
April	688	664	
May	688	665	
June	688	665	

QUALITY (rolling 12 month period)

	Contract Quantity	Contract Base Number	Contract *	Area Team	Region	England
% of all assessments that were assess and fit appliances (case starts)	31	56	55.4%	53.8%	57.8%	60.1%
% of all assessments that were assess and refuse	20	56	35.7%	11.7%	11.2%	11.3%
% of all assessments that were assess and review	5	56	8.9%	34.5%	31.0%	28.6%
% of case starts with a reported IOTN of 3 and Aesthetic Component of 5 or below	0	31	<i>N/A</i>	0.0%	0.1%	0.1%
% of case starts with a reported IOTN of 3 and Aesthetic Component of 6 or above	2	31	6.5%	2.2%	4.1%	4.1%
% of case starts with a reported IOTN of 4	25	31	80.6%	79.1%	76.4%	77.7%
% of case starts with a reported IOTN of 5	4	31	12.9%	17.9%	17.7%	16.8 %
% of concluded courses in receipt of dual-arch fixed appliances	8	12	66.7%	60.6%	69.8%	73.8%
% of concluded courses where treatment was abandoned or discontinued	3	12	25.0%	14.8%	8.3%	7.0%
% of patients satisfied with the treatment they have received	1	1	100.0%	97.8%	96.6%	96.0%

* Figures in italics indicate that the base number is less than 100.

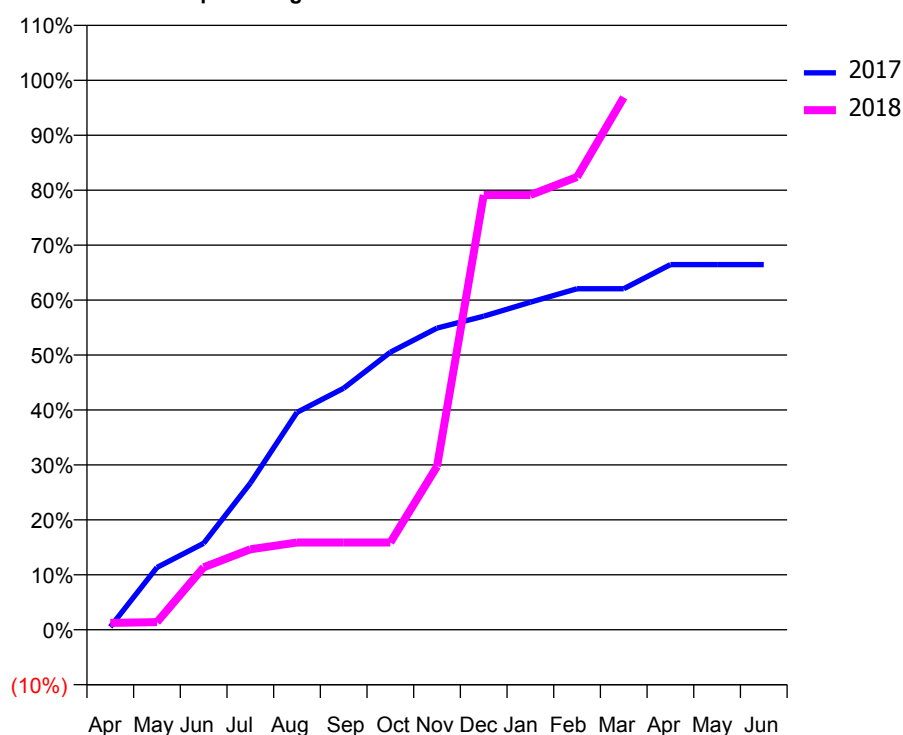
Q54 - Vital Signs Orthodontic At a Glance Contract Report for 946303/0001 - March 2018

Name or company name	MR E ACHEAMPONG	17/18 Contracted general activity (UDA)	1,810
Contract type name	GDS Contract	Carry forward general activity (UDA)	0
Purpose of contract	General and Orthodontic	17/18 Contracted orthodontic activity (UOA)	642
Contract start date	01/04/2006	Carry forward orthodontic activity (UOA)	-8
Contract end date		Baseline contract value	£86,466.46

ACCESS	Contract	England and Wales
24 month ratio of assessments to patient IDs	1.06	1.04

ACTIVITY	Contract
Contract assess and fit appliances (case starts) as a percentage of Area Team case starts	0.4 %

Cumulative percentage of contracted UOA delivered 2017 & 2018



Month	Adjusted Scheduled Activity (UOA)		
	2016	2017	2018
April	-2	5	8
May	-2	111	9
June	20	154	73
July	128	261	94
August	170	387	102
September	217	430	102
October	259	494	102
November	322	537	191
December	409	558	508
January	430	583	508
February	519	607	529
March	583	607	622
April	626	650	
May	626	650	
June	626	650	

QUALITY (rolling 12 month period)

	Contract Quantity	Contract Base Number	Contract *	Area Team	Region	England
% of all assessments that were assess and fit appliances (case starts)	31	55	56.4%	53.8%	57.8%	60.1%
% of all assessments that were assess and refuse	16	55	29.1%	11.7%	11.2%	11.3%
% of all assessments that were assess and review	8	55	14.5%	34.5%	31.0%	28.6%
% of case starts with a reported IOTN of 3 and Aesthetic Component of 5 or below	0	31	N/A	0.0%	0.1%	0.1%
% of case starts with a reported IOTN of 3 and Aesthetic Component of 6 or above	1	31	3.2%	2.2%	4.1%	4.1%
% of case starts with a reported IOTN of 4	25	31	80.6%	79.1%	76.4%	77.7%
% of case starts with a reported IOTN of 5	5	31	16.1%	17.9%	17.7%	16.8 %
% of concluded courses in receipt of dual-arch fixed appliances	0	15	N/A	60.6%	69.8%	73.8%
% of concluded courses where treatment was abandoned or discontinued	0	15	0.0%	14.8%	8.3%	7.0%
% of patients satisfied with the treatment they have received	1	1	100.0%	97.8%	96.6%	96.0%

* Figures in italics indicate that the base number is less than 100.

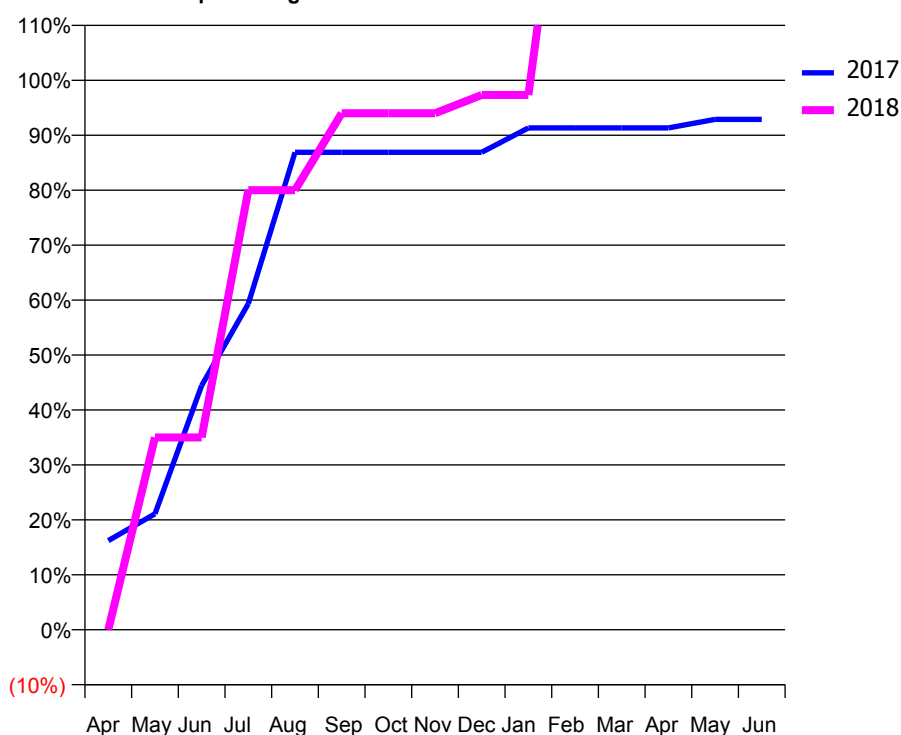
Q54 - Vital Signs Orthodontic At a Glance Contract Report for 993913/0001 - March 2018

Name or company name	MR SL REES	17/18 Contracted general activity (UDA)	4,541
Contract type name	PDS Contract	Carry forward general activity (UDA)	0
Purpose of contract	General and Orthodontic	17/18 Contracted orthodontic activity (UOA)	300
Contract start date	01/04/2006	Carry forward orthodontic activity (UOA)	0
Contract end date	30/11/2017	Baseline contract value	£167,301.47

ACCESS	Contract	England and Wales
24 month ratio of assessments to patient IDs	1.22	1.04

ACTIVITY	Contract
Contract assess and fit appliances (case starts) as a percentage of Area Team case starts	0.3 %

Cumulative percentage of contracted UOA delivered 2017 & 2018



Month	Adjusted Scheduled Activity (UOA)		
	2016	2017	2018
April	0	73	0
May	21	95	105
June	21	200	105
July	126	267	240
August	190	391	240
September	277	391	282
October	277	391	282
November	277	391	282
December	382	391	292
January	404	411	292
February	446	411	481
March	469	411	481
April	469	411	
May	469	418	
June	469	418	

QUALITY (rolling 12 month period)

	Contract Quantity	Contract Base Number	Contract *	Area Team	Region	England
% of all assessments that were assess and fit appliances (case starts)	24	84	28.6%	53.8%	57.8%	60.1%
% of all assessments that were assess and refuse	10	84	11.9%	11.7%	11.2%	11.3%
% of all assessments that were assess and review	50	84	59.5%	34.5%	31.0%	28.6%
% of case starts with a reported IOTN of 3 and Aesthetic Component of 5 or below	0	24	N/A	0.0%	0.1%	0.1%
% of case starts with a reported IOTN of 3 and Aesthetic Component of 6 or above	0	24	N/A	2.2%	4.1%	4.1%
% of case starts with a reported IOTN of 4	17	24	70.8%	79.1%	76.4%	77.7%
% of case starts with a reported IOTN of 5	7	24	29.2%	17.9%	17.7%	16.8 %
% of concluded courses in receipt of dual-arch fixed appliances	0	0	N/A	60.6%	69.8%	73.8%
% of concluded courses where treatment was abandoned or discontinued	0	0	N/A	14.8%	8.3%	7.0%
% of patients satisfied with the treatment they have received	2	2	100.0%	97.8%	96.6%	96.0%

* Figures in italics indicate that the base number is less than 100.

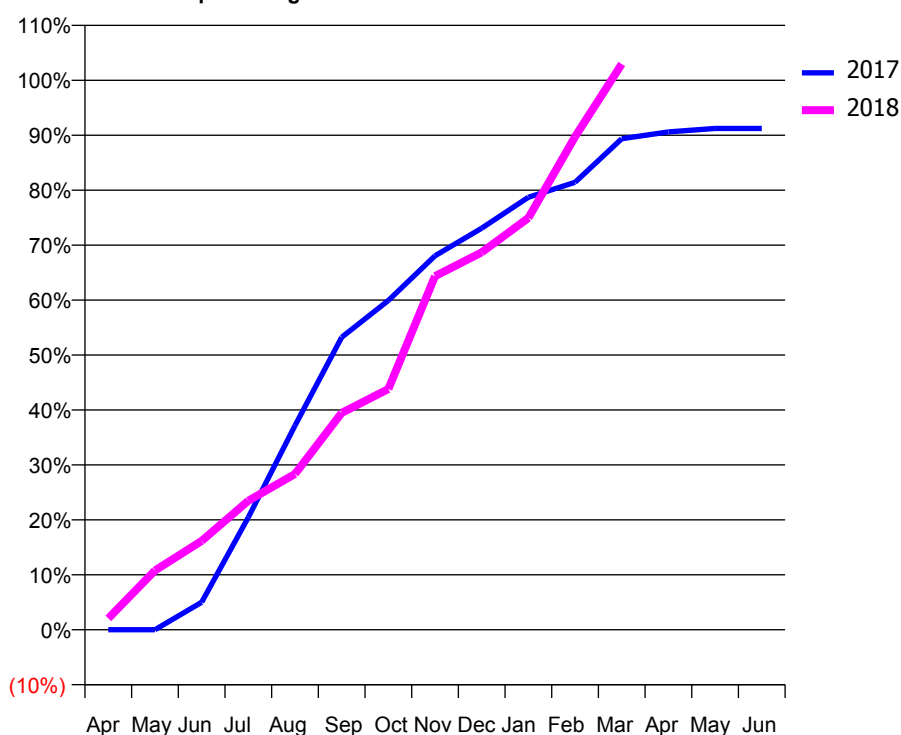
Q55 - Vital Signs Orthodontic At a Glance Contract Report for 100150/0000 - March 2018

Name or company name	MR JD AL-DAMOUK	17/18 Contracted general activity (UDA)	15,709
Contract type name	GDS Contract	Carry forward general activity (UDA)	242
Purpose of contract	General and Orthodontic	17/18 Contracted orthodontic activity (UOA)	575
Contract start date	01/06/2016	Carry forward orthodontic activity (UOA)	-12
Contract end date		Baseline contract value	£469,140.10

ACCESS	Contract	England and Wales
24 month ratio of assessments to patient IDs	1.22	1.04

ACTIVITY	Contract
Contract assess and fit appliances (case starts) as a percentage of Area Team case starts	0.0 %

Cumulative percentage of contracted UOA delivered 2017 & 2018



Month	Adjusted Scheduled Activity (UOA)		
	2016	2017	2018
April	0	0	12
May	0	0	62
June	0	24	93
July	0	98	135
August	0	178	163
September	0	255	227
October	0	287	252
November	0	326	370
December	0	350	395
January	0	377	431
February	0	390	516
March	0	428	592
April	0	434	
May	0	437	
June	0	437	

QUALITY (rolling 12 month period)

	Contract Quantity	Contract Base Number	Contract *	Area Team	Region	England
% of all assessments that were assess and fit appliances (case starts)	0	589	0.0%	44.8%	57.8%	60.1%
% of all assessments that were assess and refuse	0	589	0.0%	8.7%	11.2%	11.3%
% of all assessments that were assess and review	589	589	100.0%	46.5%	31.0%	28.6%
% of case starts with a reported IOTN of 3 and Aesthetic Component of 5 or below	0	0	<i>N/A</i>	0.1%	0.1%	0.1%
% of case starts with a reported IOTN of 3 and Aesthetic Component of 6 or above	0	0	<i>N/A</i>	2.4%	4.1%	4.1%
% of case starts with a reported IOTN of 4	0	0	<i>N/A</i>	78.3%	76.4%	77.7%
% of case starts with a reported IOTN of 5	0	0	<i>N/A</i>	17.1%	17.7%	16.8 %
% of concluded courses in receipt of dual-arch fixed appliances	0	0	<i>N/A</i>	70.9%	69.8%	73.8%
% of concluded courses where treatment was abandoned or discontinued	0	0	<i>N/A</i>	9.2%	8.3%	7.0%
% of patients satisfied with the treatment they have received	0	0	<i>N/A</i>	95.7%	96.6%	96.0%

* Figures in italics indicate that the base number is less than 100.

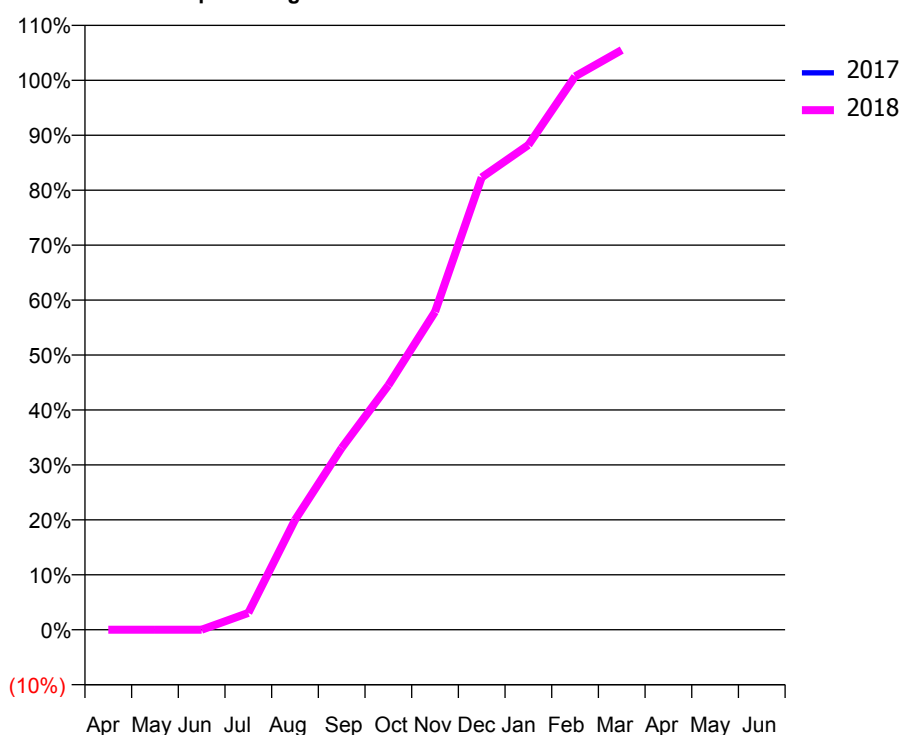
Q55 - Vital Signs Orthodontic At a Glance Contract Report for 100467/0000 - March 2018

Name or company name	Raynesway Dental Practice	17/18 Contracted general activity (UDA)	473
Contract type name	GDS Contract	Carry forward general activity (UDA)	0
Purpose of contract	General and Orthodontic	17/18 Contracted orthodontic activity (UOA)	5,541
Contract start date	01/07/2017	Carry forward orthodontic activity (UOA)	0
Contract end date		Baseline contract value	£368,689.54

ACCESS	Contract	England and Wales
24 month ratio of assessments to patient IDs	1.01	1.04

ACTIVITY	Contract
Contract assess and fit appliances (case starts) as a percentage of Area Team case starts	3.9 %

Cumulative percentage of contracted UOA delivered 2017 & 2018



Month	Adjusted Scheduled Activity (UOA)		
	2016	2017	2018
April		0	0
May		0	0
June		0	0
July		0	170
August		0	1,107
September		0	1,833
October		0	2,465
November		0	3,206
December		0	4,561
January		0	4,888
February		0	5,580
March		0	5,846
April		0	
May		0	
June		0	

QUALITY (rolling 12 month period)

	Contract Quantity	Contract Base Number	Contract *	Area Team	Region	England
% of all assessments that were assess and fit appliances (case starts)	249	900	27.7%	44.8%	57.8%	60.1%
% of all assessments that were assess and refuse	81	900	9.0%	8.7%	11.2%	11.3%
% of all assessments that were assess and review	570	900	63.3%	46.5%	31.0%	28.6%
% of case starts with a reported IOTN of 3 and Aesthetic Component of 5 or below	0	249	N/A	0.1%	0.1%	0.1%
% of case starts with a reported IOTN of 3 and Aesthetic Component of 6 or above	0	249	N/A	2.4%	4.1%	4.1%
% of case starts with a reported IOTN of 4	211	249	84.7%	78.3%	76.4%	77.7%
% of case starts with a reported IOTN of 5	38	249	15.3%	17.1%	17.7%	16.8 %
% of concluded courses in receipt of dual-arch fixed appliances	33	241	13.7%	70.9%	69.8%	73.8%
% of concluded courses where treatment was abandoned or discontinued	5	241	2.1%	9.2%	8.3%	7.0%
% of patients satisfied with the treatment they have received	3	3	100.0%	95.7%	96.6%	96.0%

* Figures in italics indicate that the base number is less than 100.

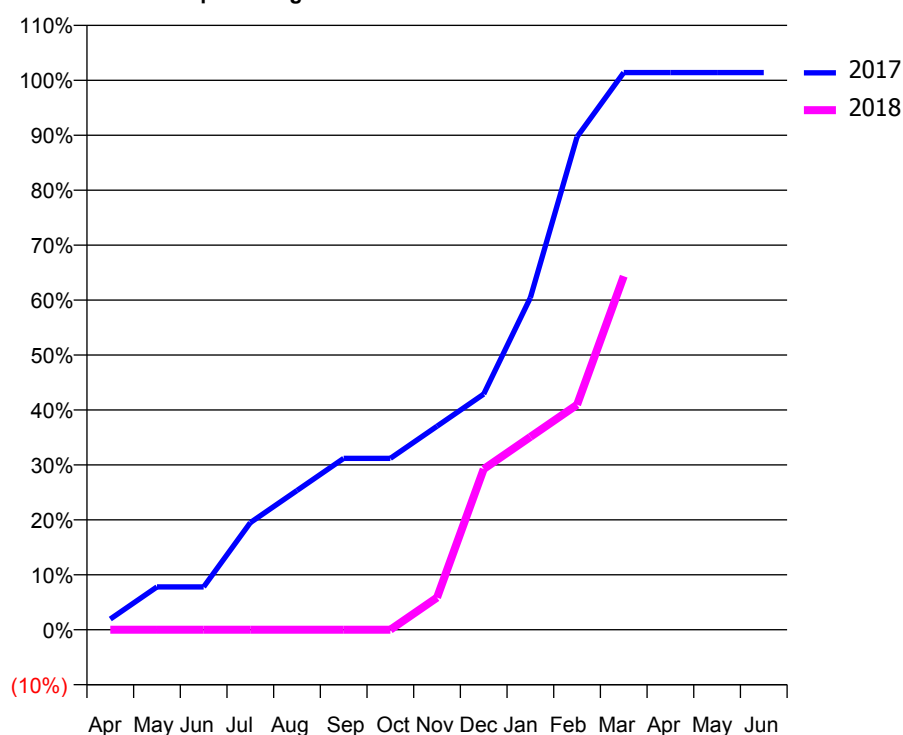
Q55 - Vital Signs Orthodontic At a Glance Contract Report for 101281/0025 - March 2018

Name or company name	OASIS DENTAL CARE LTD	17/18 Contracted general activity (UDA)	0
Contract type name	GDS Contract	Carry forward general activity (UDA)	0
Purpose of contract	Orthodontic	17/18 Contracted orthodontic activity (UOA)	359
Contract start date	01/04/2006	Carry forward orthodontic activity (UOA)	0
Contract end date		Baseline contract value	£24,812.85

ACCESS	Contract	England and Wales
24 month ratio of assessments to patient IDs	1.00	1.04

ACTIVITY	Contract
Contract assess and fit appliances (case starts) as a percentage of Area Team case starts	0.2 %

Cumulative percentage of contracted UOA delivered 2017 & 2018



Month	Adjusted Scheduled Activity (UOA)		
	2016	2017	2018
April	0	7	0
May	0	28	0
June	0	28	0
July	0	70	0
August	74	91	0
September	121	112	0
October	123	112	0
November	165	133	21
December	213	154	105
January	255	217	126
February	301	322	147
March	323	364	231
April	347	364	
May	347	364	
June	347	364	

QUALITY (rolling 12 month period)	Contract Quantity	Contract Base Number	Contract *	Area Team	Region	England
% of all assessments that were assess and fit appliances (case starts)	11	11	100.0%	44.8%	57.8%	60.1%
% of all assessments that were assess and refuse	0	11	0.0%	8.7%	11.2%	11.3%
% of all assessments that were assess and review	0	11	0.0%	46.5%	31.0%	28.6%
% of case starts with a reported IOTN of 3 and Aesthetic Component of 5 or below	0	11	N/A	0.1%	0.1%	0.1%
% of case starts with a reported IOTN of 3 and Aesthetic Component of 6 or above	2	11	18.2%	2.4%	4.1%	4.1%
% of case starts with a reported IOTN of 4	7	11	63.6%	78.3%	76.4%	77.7%
% of case starts with a reported IOTN of 5	2	11	18.2%	17.1%	17.7%	16.8 %
% of concluded courses in receipt of dual-arch fixed appliances	0	0	N/A	70.9%	69.8%	73.8%
% of concluded courses where treatment was abandoned or discontinued	0	0	N/A	9.2%	8.3%	7.0%
% of patients satisfied with the treatment they have received	0	0	N/A	95.7%	96.6%	96.0%

* Figures in italics indicate that the base number is less than 100.

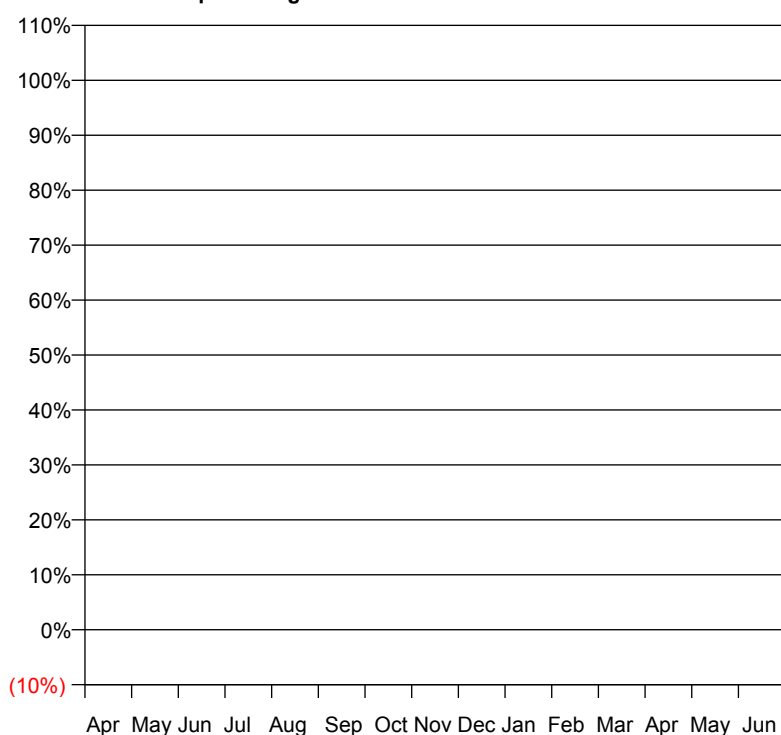
Q55 - Vital Signs Orthodontic At a Glance Contract Report for 101281/0041 - March 2018

Name or company name	OASIS DENTAL CARE LTD	17/18 Contracted general activity (UDA)	42,036
Contract type name	GDS Contract	Carry forward general activity (UDA)	0
Purpose of contract	General	17/18 Contracted orthodontic activity (UOA)	0
Contract start date	01/04/2006	Carry forward orthodontic activity (UOA)	0
Contract end date		Baseline contract value	£920,614.58

ACCESS	Contract	England and Wales
24 month ratio of assessments to patient IDs	1.00	1.04

ACTIVITY	Contract
Contract assess and fit appliances (case starts) as a percentage of Area Team case starts	0.1 %

Cumulative percentage of contracted UOA delivered 2017 & 2018



— 2017
— 2018

Month	Adjusted Scheduled Activity (UOA)		
	2016	2017	2018
April	0	0	0
May	0	0	0
June	0	0	0
July	0	0	0
August	0	0	0
September	0	0	0
October	0	0	0
November	0	0	42
December	0	0	63
January	0	0	84
February	0	0	147
March	0	0	189
April	0	0	
May	0	0	
June	0	0	

QUALITY (rolling 12 month period)

	Contract Quantity	Contract Base Number	Contract *	Area Team	Region	England
% of all assessments that were assess and fit appliances (case starts)	9	9	100.0%	44.8%	57.8%	60.1%
% of all assessments that were assess and refuse	0	9	0.0%	8.7%	11.2%	11.3%
% of all assessments that were assess and review	0	9	0.0%	46.5%	31.0%	28.6%
% of case starts with a reported IOTN of 3 and Aesthetic Component of 5 or below	0	9	N/A	0.1%	0.1%	0.1%
% of case starts with a reported IOTN of 3 and Aesthetic Component of 6 or above	1	9	11.1%	2.4%	4.1%	4.1%
% of case starts with a reported IOTN of 4	7	9	77.8%	78.3%	76.4%	77.7%
% of case starts with a reported IOTN of 5	1	9	11.1%	17.1%	17.7%	16.8 %
% of concluded courses in receipt of dual-arch fixed appliances	0	0	N/A	70.9%	69.8%	73.8%
% of concluded courses where treatment was abandoned or discontinued	0	0	N/A	9.2%	8.3%	7.0%
% of patients satisfied with the treatment they have received	0	0	N/A	95.7%	96.6%	96.0%

* Figures in italics indicate that the base number is less than 100.

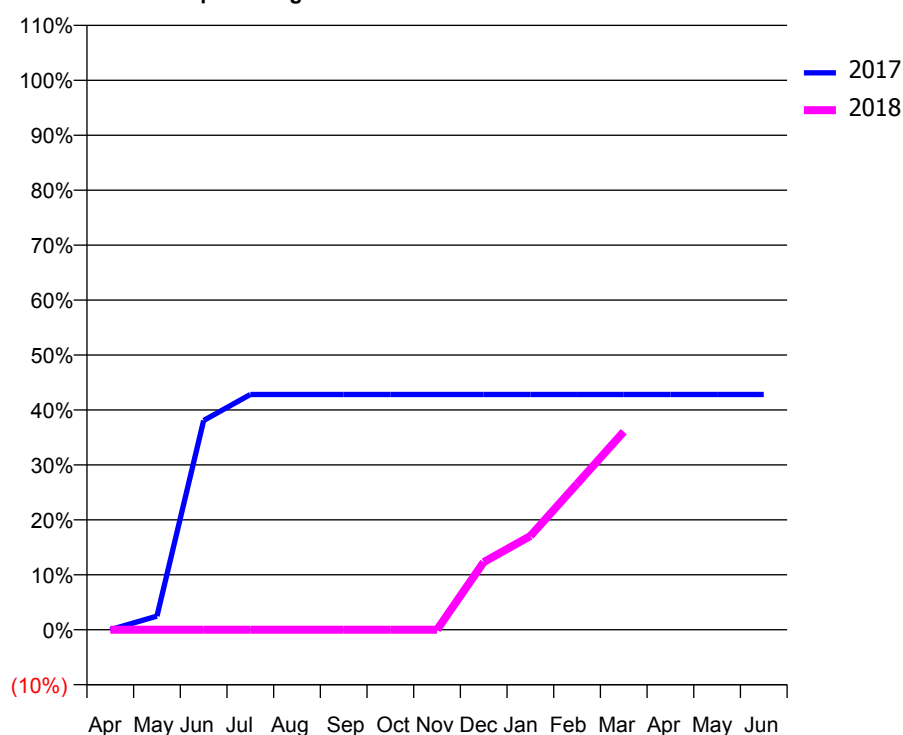
Q55 - Vital Signs Orthodontic At a Glance Contract Report for 101281/0042 - March 2018

Name or company name	OASIS DENTAL CARE LTD	17/18 Contracted general activity (UDA)	0
Contract type name	GDS Contract	Carry forward general activity (UDA)	0
Purpose of contract	General and Orthodontic	17/18 Contracted orthodontic activity (UOA)	885
Contract start date	01/04/2006	Carry forward orthodontic activity (UOA)	0
Contract end date		Baseline contract value	£54,440.16

ACCESS	Contract	England and Wales
24 month ratio of assessments to patient IDs	1.00	1.04

ACTIVITY	Contract
Contract assess and fit appliances (case starts) as a percentage of Area Team case starts	0.2 %

Cumulative percentage of contracted UOA delivered 2017 & 2018



Month	Adjusted Scheduled Activity (UOA)		
	2016	2017	2018
April	18	0	0
May	124	22	0
June	274	337	0
July	347	379	0
August	435	379	0
September	483	379	0
October	570	379	0
November	747	379	0
December	832	379	109
January	856	379	151
February	904	379	235
March	906	379	319
April	907	379	
May	912	379	
June	918	379	

QUALITY (rolling 12 month period)

	Contract Quantity	Contract Base Number	Contract *	Area Team	Region	England
% of all assessments that were assess and fit appliances (case starts)	16	16	100.0%	44.8%	57.8%	60.1%
% of all assessments that were assess and refuse	0	16	0.0%	8.7%	11.2%	11.3%
% of all assessments that were assess and review	0	16	0.0%	46.5%	31.0%	28.6%
% of case starts with a reported IOTN of 3 and Aesthetic Component of 5 or below	0	16	N/A	0.1%	0.1%	0.1%
% of case starts with a reported IOTN of 3 and Aesthetic Component of 6 or above	1	16	6.3%	2.4%	4.1%	4.1%
% of case starts with a reported IOTN of 4	14	16	87.5%	78.3%	76.4%	77.7%
% of case starts with a reported IOTN of 5	1	16	6.3%	17.1%	17.7%	16.8 %
% of concluded courses in receipt of dual-arch fixed appliances	0	0	N/A	70.9%	69.8%	73.8%
% of concluded courses where treatment was abandoned or discontinued	0	0	N/A	9.2%	8.3%	7.0%
% of patients satisfied with the treatment they have received	0	0	N/A	95.7%	96.6%	96.0%

* Figures in italics indicate that the base number is less than 100.

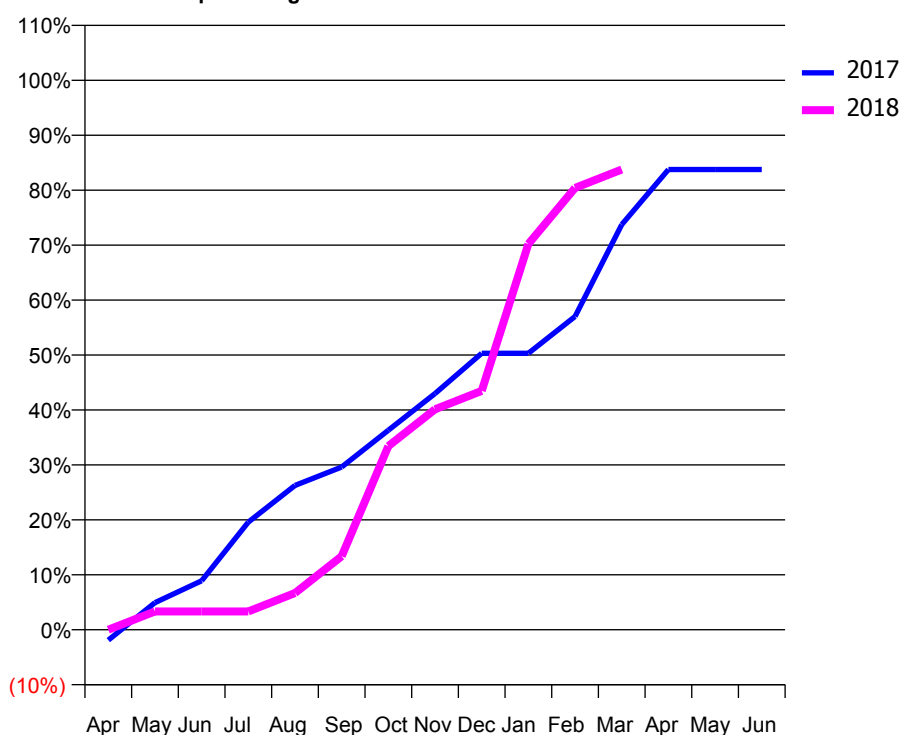
Q55 - Vital Signs Orthodontic At a Glance Contract Report for 101281/0048 - March 2018

Name or company name	OASIS DENTAL CARE LTD	17/18 Contracted general activity (UDA)	19,361
Contract type name	Pilot Contract	Carry forward general activity (UDA)	0
Purpose of contract	General and Orthodontic	17/18 Contracted orthodontic activity (UOA)	628
Contract start date	01/04/2006	Carry forward orthodontic activity (UOA)	0
Contract end date		Baseline contract value	£509,516.88

ACCESS	Contract	England and Wales
24 month ratio of assessments to patient IDs	1.00	1.04

ACTIVITY	Contract
Contract assess and fit appliances (case starts) as a percentage of Area Team case starts	0.5 %

Cumulative percentage of contracted UOA delivered 2017 & 2018



Month	Adjusted Scheduled Activity (UOA)		
	2016	2017	2018
April	0	-12	0
May	36	31	21
June	84	56	21
July	89	123	21
August	132	165	42
September	254	186	84
October	325	228	210
November	439	270	252
December	507	316	273
January	511	316	441
February	534	358	505
March	577	463	526
April	619	526	
May	640	526	
June	640	526	

QUALITY (rolling 12 month period)

	Contract Quantity	Contract Base Number	Contract *	Area Team	Region	England
% of all assessments that were assess and fit appliances (case starts)	29	31	93.5%	44.8%	57.8%	60.1%
% of all assessments that were assess and refuse	2	31	6.5%	8.7%	11.2%	11.3%
% of all assessments that were assess and review	0	31	0.0%	46.5%	31.0%	28.6%
% of case starts with a reported IOTN of 3 and Aesthetic Component of 5 or below	0	29	N/A	0.1%	0.1%	0.1%
% of case starts with a reported IOTN of 3 and Aesthetic Component of 6 or above	1	29	3.4%	2.4%	4.1%	4.1%
% of case starts with a reported IOTN of 4	23	29	79.3%	78.3%	76.4%	77.7%
% of case starts with a reported IOTN of 5	5	29	17.2%	17.1%	17.7%	16.8 %
% of concluded courses in receipt of dual-arch fixed appliances	4	4	100.0%	70.9%	69.8%	73.8%
% of concluded courses where treatment was abandoned or discontinued	0	4	0.0%	9.2%	8.3%	7.0%
% of patients satisfied with the treatment they have received	2	2	100.0%	95.7%	96.6%	96.0%

* Figures in italics indicate that the base number is less than 100.

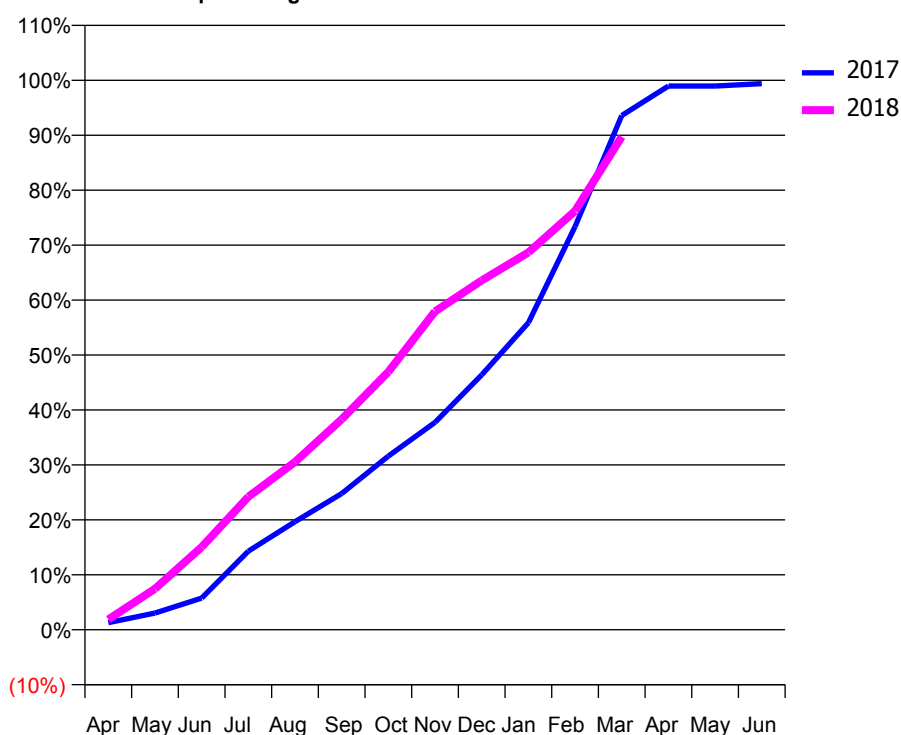
Q55 - Vital Signs Orthodontic At a Glance Contract Report for 101370/0039 - March 2018

Name or company name	Petrie Tucker and Partners Ltd	17/18 Contracted general activity (UDA)	0
Contract type name	PDS Contract	Carry forward general activity (UDA)	0
Purpose of contract	Orthodontic	17/18 Contracted orthodontic activity (UOA)	14,868
Contract start date	01/04/2006	Carry forward orthodontic activity (UOA)	0
Contract end date	31/03/2019	Baseline contract value	£1,001,595.50

ACCESS	Contract	England and Wales
24 month ratio of assessments to patient IDs	1.11	1.04

ACTIVITY	Contract
Contract assess and fit appliances (case starts) as a percentage of Area Team case starts	10.0 %

Cumulative percentage of contracted UOA delivered 2017 & 2018



Month	Adjusted Scheduled Activity (UOA)		
	2016	2017	2018
April	-30	192	281
May	1,350	453	1,110
June	1,608	858	2,239
July	1,673	2,127	3,599
August	2,270	2,925	4,541
September	3,888	3,687	5,696
October	4,707	4,699	6,979
November	5,196	5,611	8,615
December	6,131	6,896	9,450
January	6,912	8,309	10,209
February	8,908	10,910	11,330
March	10,024	13,914	13,341
April	11,840	14,711	
May	11,840	14,712	
June	11,840	14,778	

QUALITY (rolling 12 month period)	Contract Quantity	Contract Base Number	Contract *	Area Team	Region	England
% of all assessments that were assess and fit appliances (case starts)	643	1,752	36.7%	44.8%	57.8%	60.1%
% of all assessments that were assess and refuse	229	1,752	13.1%	8.7%	11.2%	11.3%
% of all assessments that were assess and review	880	1,752	50.2%	46.5%	31.0%	28.6%
% of case starts with a reported IOTN of 3 and Aesthetic Component of 5 or below	1	643	0.2%	0.1%	0.1%	0.1%
% of case starts with a reported IOTN of 3 and Aesthetic Component of 6 or above	54	643	8.4%	2.4%	4.1%	4.1%
% of case starts with a reported IOTN of 4	479	643	74.5%	78.3%	76.4%	77.7%
% of case starts with a reported IOTN of 5	106	643	16.5%	17.1%	17.7%	16.8 %
% of concluded courses in receipt of dual-arch fixed appliances	257	339	75.8%	70.9%	69.8%	73.8%
% of concluded courses where treatment was abandoned or discontinued	28	339	8.3%	9.2%	8.3%	7.0%
% of patients satisfied with the treatment they have received	19	19	100.0%	95.7%	96.6%	96.0%

* Figures in italics indicate that the base number is less than 100.

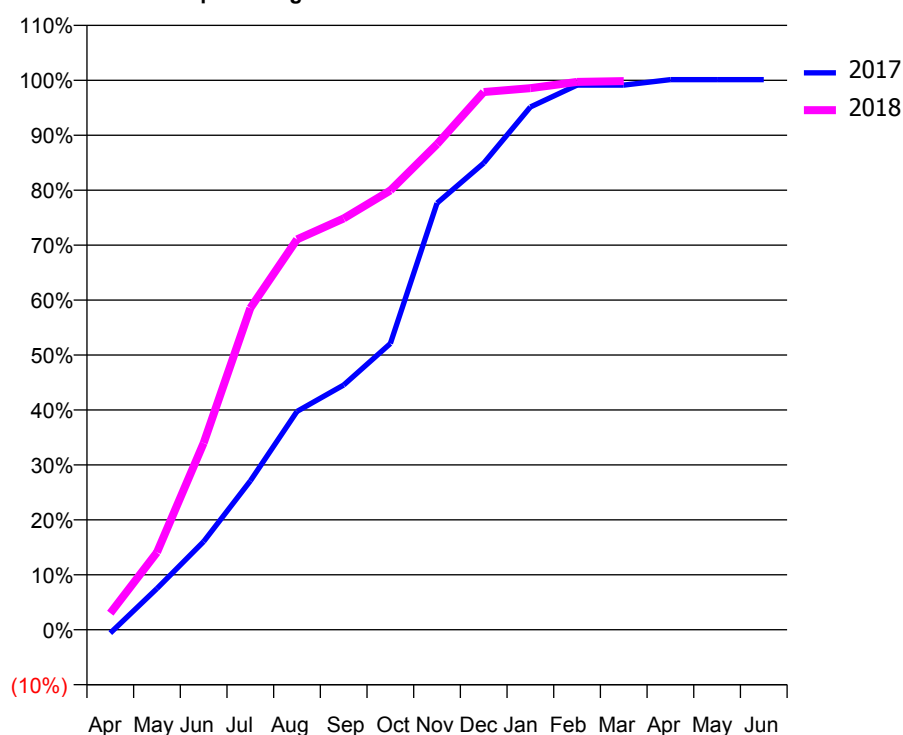
Q55 - Vital Signs Orthodontic At a Glance Contract Report for 101435/0065 - March 2018

Name or company name	IDH Limited	17/18 Contracted general activity (UDA)	0
Contract type name	GDS Contract	Carry forward general activity (UDA)	0
Purpose of contract	Orthodontic	17/18 Contracted orthodontic activity (UOA)	1,392
Contract start date	21/07/2007	Carry forward orthodontic activity (UOA)	0
Contract end date		Baseline contract value	£93,275.03

ACCESS	Contract	England and Wales
24 month ratio of assessments to patient IDs	1.01	1.04

ACTIVITY	Contract
Contract assess and fit appliances (case starts) as a percentage of Area Team case starts	1.0 %

Cumulative percentage of contracted UOA delivered 2017 & 2018



Month	Adjusted Scheduled Activity (UOA)		
	2016	2017	2018
April	3	-11	42
May	165	136	196
June	407	291	473
July	557	491	815
August	656	720	989
September	847	807	1,042
October	1,037	944	1,113
November	1,175	1,407	1,230
December	1,334	1,539	1,362
January	1,334	1,724	1,372
February	1,365	1,796	1,388
March	1,365	1,796	1,390
April	1,374	1,814	
May	1,374	1,814	
June	1,374	1,814	

QUALITY (rolling 12 month period)

	Contract Quantity	Contract Base Number	Contract *	Area Team	Region	England
% of all assessments that were assess and fit appliances (case starts)	62	169	36.7%	44.8%	57.8%	60.1%
% of all assessments that were assess and refuse	12	169	7.1%	8.7%	11.2%	11.3%
% of all assessments that were assess and review	95	169	56.2%	46.5%	31.0%	28.6%
% of case starts with a reported IOTN of 3 and Aesthetic Component of 5 or below	0	62	<i>N/A</i>	0.1%	0.1%	0.1%
% of case starts with a reported IOTN of 3 and Aesthetic Component of 6 or above	1	62	1.6%	2.4%	4.1%	4.1%
% of case starts with a reported IOTN of 4	52	62	83.9%	78.3%	76.4%	77.7%
% of case starts with a reported IOTN of 5	9	62	14.5%	17.1%	17.7%	16.8 %
% of concluded courses in receipt of dual-arch fixed appliances	0	0	<i>N/A</i>	70.9%	69.8%	73.8%
% of concluded courses where treatment was abandoned or discontinued	0	0	<i>N/A</i>	9.2%	8.3%	7.0%
% of patients satisfied with the treatment they have received	3	3	100.0%	95.7%	96.6%	96.0%

* Figures in italics indicate that the base number is less than 100.

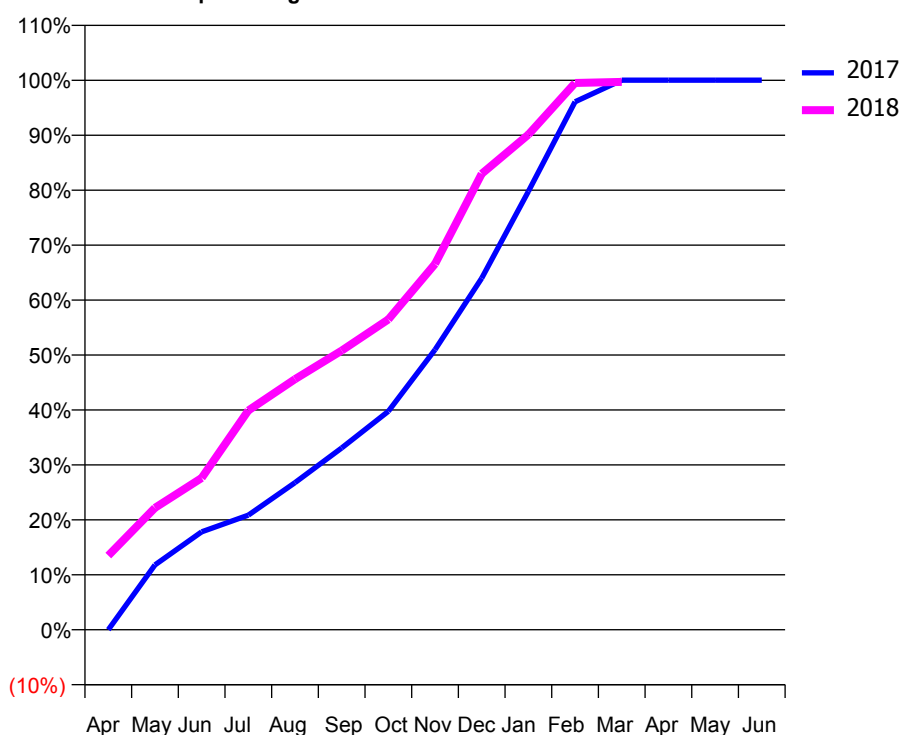
Q55 - Vital Signs Orthodontic At a Glance Contract Report for 111295/0002 - March 2018

Name or company name	Modwena Orthodontics Limited	17/18 Contracted general activity (UDA)	0
Contract type name	PDS Contract	Carry forward general activity (UDA)	0
Purpose of contract	Orthodontic	17/18 Contracted orthodontic activity (UOA)	5,013
Contract start date	01/10/2014	Carry forward orthodontic activity (UOA)	-17
Contract end date	31/03/2019	Baseline contract value	£318,455.12

ACCESS	Contract	England and Wales
24 month ratio of assessments to patient IDs	1.02	1.04

ACTIVITY	Contract
Contract assess and fit appliances (case starts) as a percentage of Area Team case starts	3.6 %

Cumulative percentage of contracted UOA delivered 2017 & 2018



Month	Adjusted Scheduled Activity (UOA)		
	2016	2017	2018
April	-103	0	677
May	5	783	1,112
June	91	1,182	1,385
July	591	1,383	2,000
August	1,147	1,776	2,286
September	2,056	2,194	2,547
October	2,647	2,636	2,832
November	3,361	3,380	3,337
December	3,800	4,242	4,160
January	4,332	5,290	4,518
February	4,969	6,370	4,988
March	4,970	6,631	4,998
April	4,995	6,631	
May	4,997	6,631	
June	4,997	6,631	

QUALITY (rolling 12 month period)	Contract Quantity	Contract Base Number	Contract *	Area Team	Region	England
% of all assessments that were assess and fit appliances (case starts)	232	358	64.8%	44.8%	57.8%	60.1%
% of all assessments that were assess and refuse	30	358	8.4%	8.7%	11.2%	11.3%
% of all assessments that were assess and review	96	358	26.8%	46.5%	31.0%	28.6%
% of case starts with a reported IOTN of 3 and Aesthetic Component of 5 or below	0	232	N/A	0.1%	0.1%	0.1%
% of case starts with a reported IOTN of 3 and Aesthetic Component of 6 or above	6	232	2.6%	2.4%	4.1%	4.1%
% of case starts with a reported IOTN of 4	186	232	80.2%	78.3%	76.4%	77.7%
% of case starts with a reported IOTN of 5	38	232	16.4%	17.1%	17.7%	16.8 %
% of concluded courses in receipt of dual-arch fixed appliances	200	210	95.2%	70.9%	69.8%	73.8%
% of concluded courses where treatment was abandoned or discontinued	7	210	3.3%	9.2%	8.3%	7.0%
% of patients satisfied with the treatment they have received	8	8	100.0%	95.7%	96.6%	96.0%

* Figures in italics indicate that the base number is less than 100.

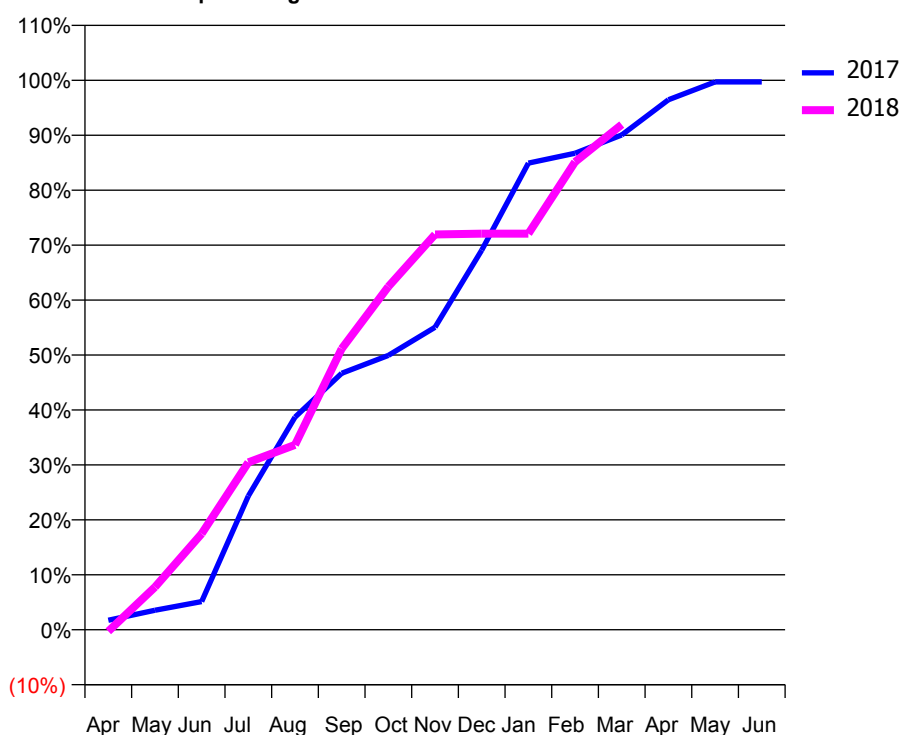
Q55 - Vital Signs Orthodontic At a Glance Contract Report for 111295/0003 - March 2018

Name or company name	Modwena Orthodontics Limited	17/18 Contracted general activity (UDA)	0
Contract type name	PDS Contract	Carry forward general activity (UDA)	0
Purpose of contract	Orthodontic	17/18 Contracted orthodontic activity (UOA)	1,326
Contract start date	01/10/2014	Carry forward orthodontic activity (UOA)	4
Contract end date	31/03/2019	Baseline contract value	£90,397.22

ACCESS	Contract	England and Wales
24 month ratio of assessments to patient IDs	1.02	1.04

ACTIVITY	Contract
Contract assess and fit appliances (case starts) as a percentage of Area Team case starts	1.0 %

Cumulative percentage of contracted UOA delivered 2017 & 2018



Month	Adjusted Scheduled Activity (UOA)		
	2016	2017	2018
April	-26	23	-4
May	-22	47	103
June	21	68	232
July	159	323	404
August	502	513	446
September	691	619	678
October	929	662	828
November	1,142	730	954
December	1,206	916	956
January	1,249	1,126	956
February	1,276	1,150	1,129
March	1,276	1,194	1,219
April	1,276	1,279	
May	1,276	1,322	
June	1,276	1,322	

QUALITY (rolling 12 month period)

	Contract Quantity	Contract Base Number	Contract *	Area Team	Region	England
% of all assessments that were assess and fit appliances (case starts)	63	91	69.2%	44.8%	57.8%	60.1%
% of all assessments that were assess and refuse	13	91	14.3%	8.7%	11.2%	11.3%
% of all assessments that were assess and review	15	91	16.5%	46.5%	31.0%	28.6%
% of case starts with a reported IOTN of 3 and Aesthetic Component of 5 or below	0	63	N/A	0.1%	0.1%	0.1%
% of case starts with a reported IOTN of 3 and Aesthetic Component of 6 or above	2	63	3.2%	2.4%	4.1%	4.1%
% of case starts with a reported IOTN of 4	50	63	79.4%	78.3%	76.4%	77.7%
% of case starts with a reported IOTN of 5	10	63	15.9%	17.1%	17.7%	16.8 %
% of concluded courses in receipt of dual-arch fixed appliances	0	44	N/A	70.9%	69.8%	73.8%
% of concluded courses where treatment was abandoned or discontinued	5	44	11.4%	9.2%	8.3%	7.0%
% of patients satisfied with the treatment they have received	3	3	100.0%	95.7%	96.6%	96.0%

* Figures in italics indicate that the base number is less than 100.

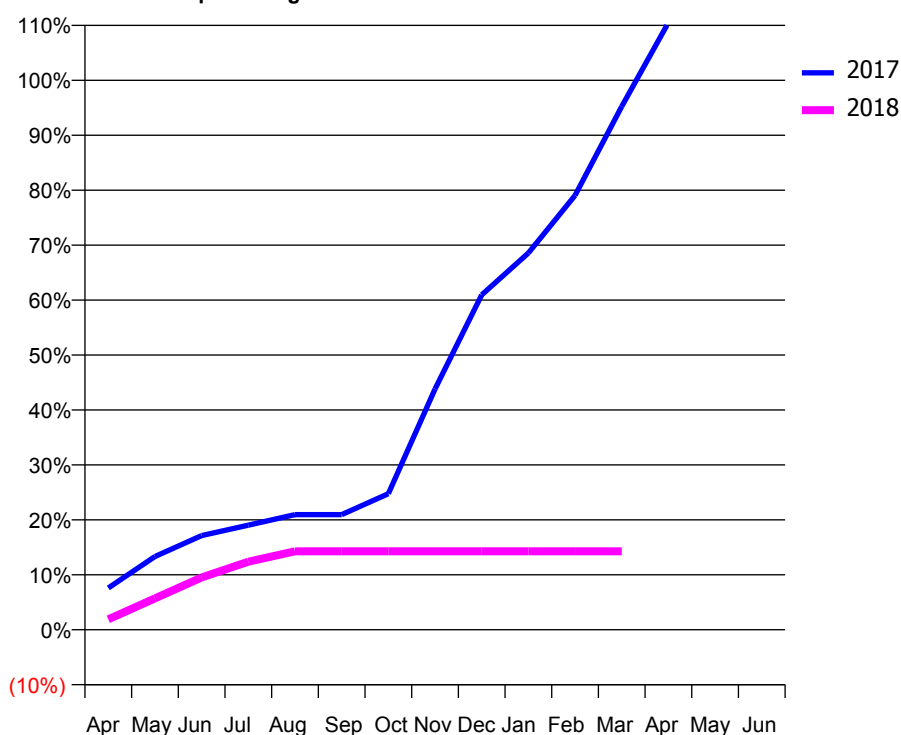
Q55 - Vital Signs Orthodontic At a Glance Contract Report for 116386/0001 - March 2018

Name or company name	Apex Dental Care Dronfield Partnership	17/18 Contracted general activity (UDA)	10,201
Contract type name	GDS Contract	Carry forward general activity (UDA)	0
Purpose of contract	General and Orthodontic	17/18 Contracted orthodontic activity (UOA)	105
Contract start date	01/05/2015	Carry forward orthodontic activity (UOA)	0
Contract end date		Baseline contract value	£265,025.90

ACCESS	Contract	England and Wales
24 month ratio of assessments to patient IDs	1.00	1.04

ACTIVITY	Contract
Contract assess and fit appliances (case starts) as a percentage of Area Team case starts	0.0 %

Cumulative percentage of contracted UOA delivered 2017 & 2018



Month	Adjusted Scheduled Activity (UOA)		
	2016	2017	2018
April	0	8	2
May	0	14	6
June	0	18	10
July	0	20	13
August	0	22	15
September	0	22	15
October	0	26	15
November	7	46	15
December	9	64	15
January	11	72	15
February	36	83	15
March	43	100	15
April	55	116	
May	55	116	
June	55	116	

QUALITY (rolling 12 month period)	Contract Quantity	Contract Base Number	Contract *	Area Team	Region	England
% of all assessments that were assess and fit appliances (case starts)	0	32	0.0%	44.8%	57.8%	60.1%
% of all assessments that were assess and refuse	0	32	0.0%	8.7%	11.2%	11.3%
% of all assessments that were assess and review	32	32	100.0%	46.5%	31.0%	28.6%
% of case starts with a reported IOTN of 3 and Aesthetic Component of 5 or below	0	0	N/A	0.1%	0.1%	0.1%
% of case starts with a reported IOTN of 3 and Aesthetic Component of 6 or above	0	0	N/A	2.4%	4.1%	4.1%
% of case starts with a reported IOTN of 4	0	0	N/A	78.3%	76.4%	77.7%
% of case starts with a reported IOTN of 5	0	0	N/A	17.1%	17.7%	16.8 %
% of concluded courses in receipt of dual-arch fixed appliances	0	0	N/A	70.9%	69.8%	73.8%
% of concluded courses where treatment was abandoned or discontinued	0	0	N/A	9.2%	8.3%	7.0%
% of patients satisfied with the treatment they have received	0	0	N/A	95.7%	96.6%	96.0%

* Figures in italics indicate that the base number is less than 100.

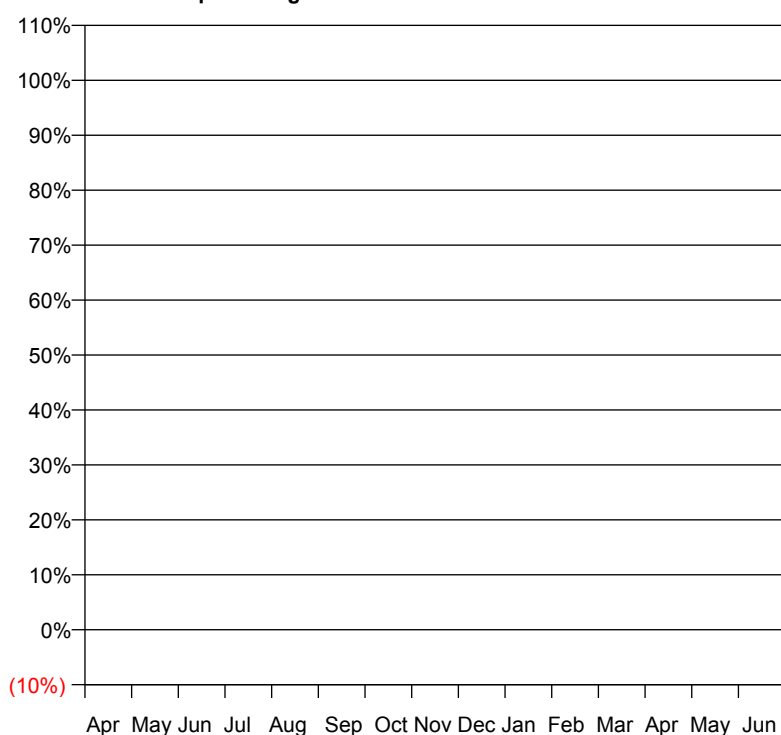
Q55 - Vital Signs Orthodontic At a Glance Contract Report for 125725/0001 - March 2018

Name or company name	D A Bradley Ltd	17/18 Contracted general activity (UDA)	3,700
Contract type name	GDS Contract	Carry forward general activity (UDA)	0
Purpose of contract	General	17/18 Contracted orthodontic activity (UOA)	0
Contract start date	01/09/2008	Carry forward orthodontic activity (UOA)	0
Contract end date		Baseline contract value	£100,172.78

ACCESS	Contract	England and Wales
24 month ratio of assessments to patient IDs	1.00	1.04

ACTIVITY	Contract
Contract assess and fit appliances (case starts) as a percentage of Area Team case starts	0.0 %

Cumulative percentage of contracted UOA delivered 2017 & 2018



— 2017
— 2018

Month	Adjusted Scheduled Activity (UOA)		
	2016	2017	2018
April	0	0	0
May	0	0	0
June	0	0	0
July	0	0	0
August	0	1	1
September	1	5	2
October	1	5	2
November	1	5	3
December	1	5	3
January	1	5	3
February	1	5	6
March	1	6	9
April	1	6	
May	1	6	
June	1	6	

QUALITY (rolling 12 month period)

	Contract Quantity	Contract Base Number	Contract *	Area Team	Region	England
% of all assessments that were assess and fit appliances (case starts)	0	10	0.0%	44.8%	57.8%	60.1%
% of all assessments that were assess and refuse	0	10	0.0%	8.7%	11.2%	11.3%
% of all assessments that were assess and review	10	10	100.0%	46.5%	31.0%	28.6%
% of case starts with a reported IOTN of 3 and Aesthetic Component of 5 or below	0	0	N/A	0.1%	0.1%	0.1%
% of case starts with a reported IOTN of 3 and Aesthetic Component of 6 or above	0	0	N/A	2.4%	4.1%	4.1%
% of case starts with a reported IOTN of 4	0	0	N/A	78.3%	76.4%	77.7%
% of case starts with a reported IOTN of 5	0	0	N/A	17.1%	17.7%	16.8 %
% of concluded courses in receipt of dual-arch fixed appliances	0	1	N/A	70.9%	69.8%	73.8%
% of concluded courses where treatment was abandoned or discontinued	0	1	0.0%	9.2%	8.3%	7.0%
% of patients satisfied with the treatment they have received	0	0	N/A	95.7%	96.6%	96.0%

* Figures in italics indicate that the base number is less than 100.

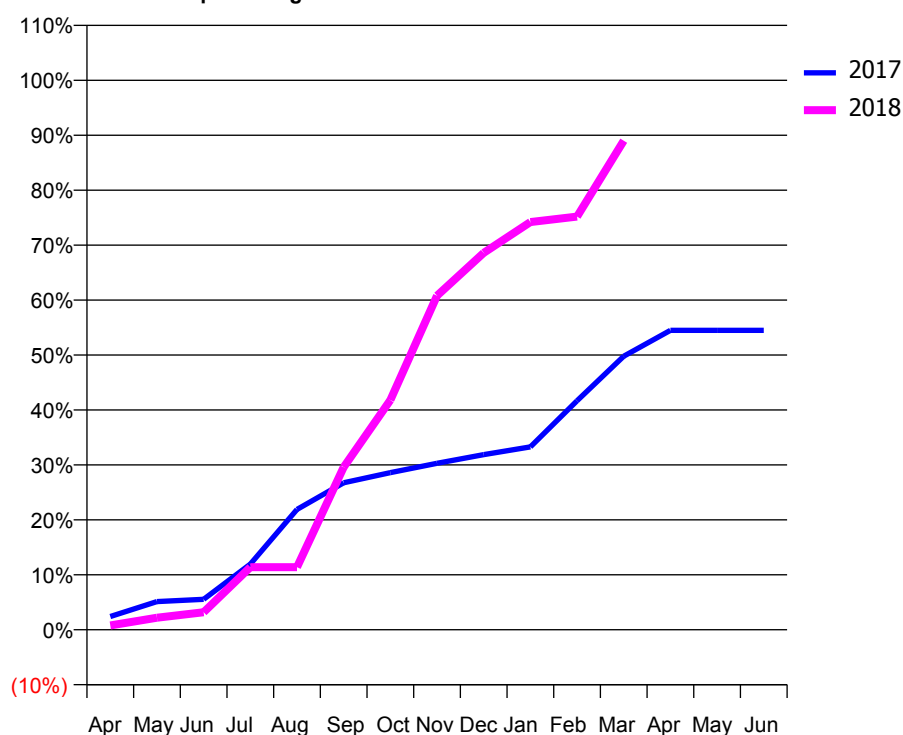
Q55 - Vital Signs Orthodontic At a Glance Contract Report for 125725/0002 - March 2018

Name or company name	D A Bradley Ltd	17/18 Contracted general activity (UDA)	0
Contract type name	GDS Contract	Carry forward general activity (UDA)	0
Purpose of contract	Orthodontic	17/18 Contracted orthodontic activity (UOA)	500
Contract start date	01/09/2008	Carry forward orthodontic activity (UOA)	0
Contract end date		Baseline contract value	£33,330.32

ACCESS	Contract	England and Wales
24 month ratio of assessments to patient IDs	1.23	1.04

ACTIVITY	Contract
Contract assess and fit appliances (case starts) as a percentage of Area Team case starts	0.2 %

Cumulative percentage of contracted UOA delivered 2017 & 2018



Month	Adjusted Scheduled Activity (UOA)		
	2016	2017	2018
April	10	17	4
May	51	36	11
June	100	39	16
July	110	84	57
August	222	154	57
September	291	188	148
October	335	201	209
November	356	213	304
December	397	224	343
January	397	234	371
February	426	293	376
March	529	350	445
April	552	383	
May	552	383	
June	552	383	

QUALITY (rolling 12 month period)

	Contract Quantity	Contract Base Number	Contract *	Area Team	Region	England
% of all assessments that were assess and fit appliances (case starts)	11	258	4.3%	44.8%	57.8%	60.1%
% of all assessments that were assess and refuse	0	258	0.0%	8.7%	11.2%	11.3%
% of all assessments that were assess and review	247	258	95.7%	46.5%	31.0%	28.6%
% of case starts with a reported IOTN of 3 and Aesthetic Component of 5 or below	0	11	<i>N/A</i>	0.1%	0.1%	0.1%
% of case starts with a reported IOTN of 3 and Aesthetic Component of 6 or above	1	11	9.1%	2.4%	4.1%	4.1%
% of case starts with a reported IOTN of 4	10	11	90.9%	78.3%	76.4%	77.7%
% of case starts with a reported IOTN of 5	0	11	<i>N/A</i>	17.1%	17.7%	16.8 %
% of concluded courses in receipt of dual-arch fixed appliances	0	2	<i>N/A</i>	70.9%	69.8%	73.8%
% of concluded courses where treatment was abandoned or discontinued	0	2	0.0%	9.2%	8.3%	7.0%
% of patients satisfied with the treatment they have received	0	0	<i>N/A</i>	95.7%	96.6%	96.0%

* Figures in italics indicate that the base number is less than 100.

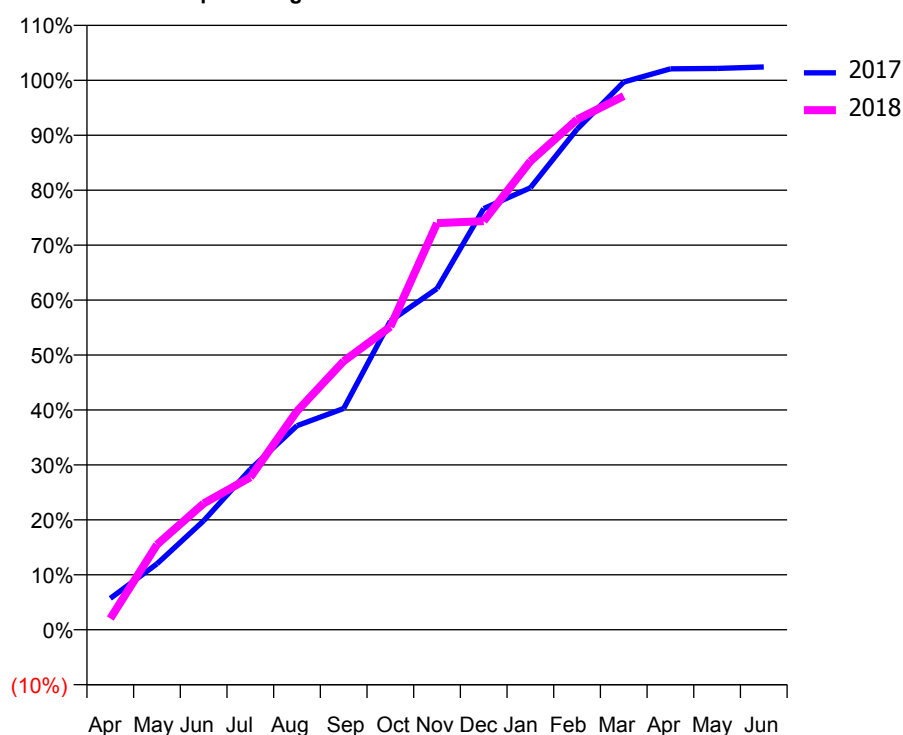
Q55 - Vital Signs Orthodontic At a Glance Contract Report for 128198/0001 - March 2018

Name or company name	Regent Street Orthodontics Limited	17/18 Contracted general activity (UDA)	0
Contract type name	PDS Contract	Carry forward general activity (UDA)	0
Purpose of contract	Orthodontic	17/18 Contracted orthodontic activity (UOA)	6,308
Contract start date	01/04/2015	Carry forward orthodontic activity (UOA)	0
Contract end date	31/03/2019	Baseline contract value	£424,250.57

ACCESS	Contract	England and Wales
24 month ratio of assessments to patient IDs	1.01	1.04

ACTIVITY	Contract
Contract assess and fit appliances (case starts) as a percentage of Area Team case starts	4.6 %

Cumulative percentage of contracted UOA delivered 2017 & 2018



Month	Adjusted Scheduled Activity (UOA)		
	2016	2017	2018
April	0	361	130
May	0	757	977
June	0	1,251	1,451
July	0	1,842	1,750
August	0	2,343	2,509
September	21	2,541	3,084
October	379	3,544	3,479
November	1,253	3,917	4,669
December	1,913	4,835	4,691
January	2,220	5,074	5,379
February	2,943	5,746	5,858
March	3,902	6,288	6,127
April	4,293	6,439	
May	4,314	6,444	
June	4,314	6,461	

QUALITY (rolling 12 month period)

	Contract Quantity	Contract Base Number	Contract *	Area Team	Region	England
% of all assessments that were assess and fit appliances (case starts)	293	550	53.3%	44.8%	57.8%	60.1%
% of all assessments that were assess and refuse	66	550	12.0%	8.7%	11.2%	11.3%
% of all assessments that were assess and review	191	550	34.7%	46.5%	31.0%	28.6%
% of case starts with a reported IOTN of 3 and Aesthetic Component of 5 or below	2	293	0.7%	0.1%	0.1%	0.1%
% of case starts with a reported IOTN of 3 and Aesthetic Component of 6 or above	17	293	5.8%	2.4%	4.1%	4.1%
% of case starts with a reported IOTN of 4	186	293	63.5%	78.3%	76.4%	77.7%
% of case starts with a reported IOTN of 5	83	293	28.3%	17.1%	17.7%	16.8 %
% of concluded courses in receipt of dual-arch fixed appliances	226	265	85.3%	70.9%	69.8%	73.8%
% of concluded courses where treatment was abandoned or discontinued	35	265	13.2%	9.2%	8.3%	7.0%
% of patients satisfied with the treatment they have received	12	12	100.0%	95.7%	96.6%	96.0%

* Figures in italics indicate that the base number is less than 100.

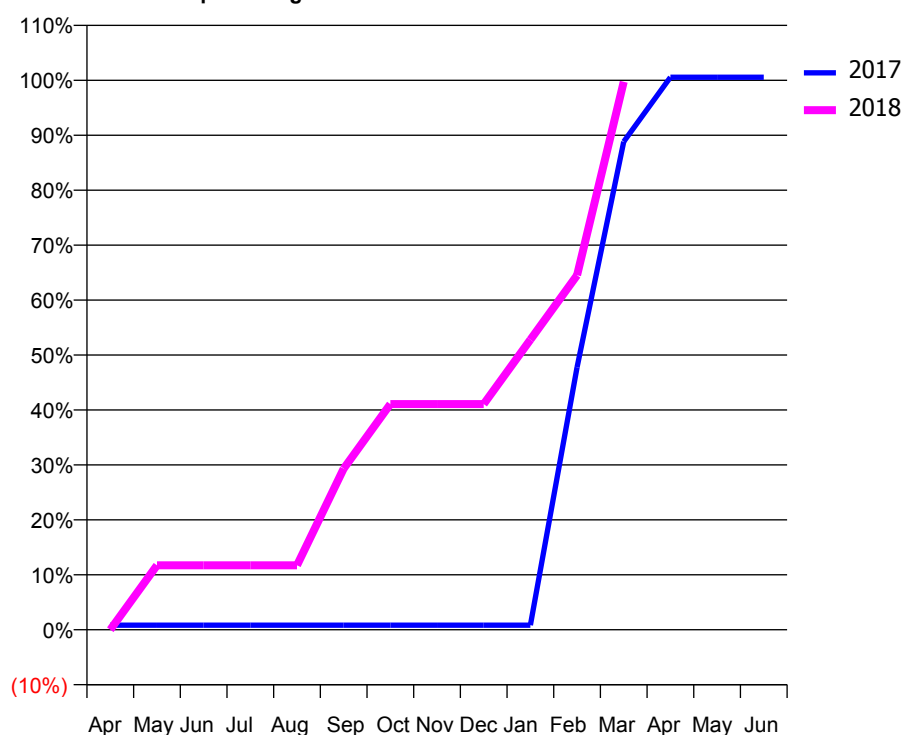
Q55 - Vital Signs Orthodontic At a Glance Contract Report for 129186/0002 - March 2018

Name or company name	Derwent Street Dental	17/18 Contracted general activity (UDA)	0
Contract type name	PDS Contract	Carry forward general activity (UDA)	0
Purpose of contract	Orthodontic	17/18 Contracted orthodontic activity (UOA)	358
Contract start date	15/10/2007	Carry forward orthodontic activity (UOA)	0
Contract end date	31/03/2019	Baseline contract value	£22,479.04

ACCESS	Contract	England and Wales
24 month ratio of assessments to patient IDs	1.00	1.04

ACTIVITY	Contract
Contract assess and fit appliances (case starts) as a percentage of Area Team case starts	0.3 %

Cumulative percentage of contracted UOA delivered 2017 & 2018



Month	Adjusted Scheduled Activity (UOA)		
	2016	2017	2018
April	4	3	0
May	4	3	42
June	4	3	42
July	46	3	42
August	88	3	42
September	88	3	105
October	88	3	147
November	130	3	147
December	172	3	147
January	172	3	189
February	172	171	231
March	277	318	357
April	361	360	
May	361	360	
June	361	360	

QUALITY (rolling 12 month period)	Contract Quantity	Contract Base Number	Contract *	Area Team	Region	England
% of all assessments that were assess and fit appliances (case starts)	19	19	100.0%	44.8%	57.8%	60.1%
% of all assessments that were assess and refuse	0	19	0.0%	8.7%	11.2%	11.3%
% of all assessments that were assess and review	0	19	0.0%	46.5%	31.0%	28.6%
% of case starts with a reported IOTN of 3 and Aesthetic Component of 5 or below	0	19	N/A	0.1%	0.1%	0.1%
% of case starts with a reported IOTN of 3 and Aesthetic Component of 6 or above	0	19	N/A	2.4%	4.1%	4.1%
% of case starts with a reported IOTN of 4	19	19	100.0%	78.3%	76.4%	77.7%
% of case starts with a reported IOTN of 5	0	19	N/A	17.1%	17.7%	16.8 %
% of concluded courses in receipt of dual-arch fixed appliances	0	23	N/A	70.9%	69.8%	73.8%
% of concluded courses where treatment was abandoned or discontinued	3	23	13.0%	9.2%	8.3%	7.0%
% of patients satisfied with the treatment they have received	0	0	N/A	95.7%	96.6%	96.0%

* Figures in italics indicate that the base number is less than 100.

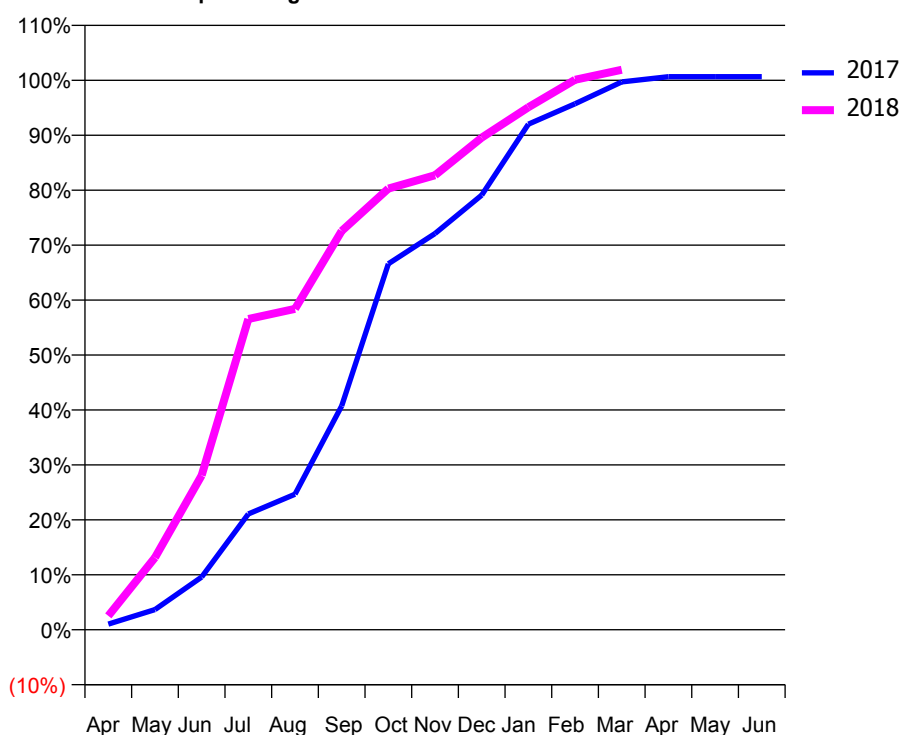
Q55 - Vital Signs Orthodontic At a Glance Contract Report for 135372/0001 - March 2018

Name or company name	No.1 The Orthodontic Specialists	17/18 Contracted general activity (UDA)	44
Contract type name	GDS Contract	Carry forward general activity (UDA)	0
Purpose of contract	General and Orthodontic	17/18 Contracted orthodontic activity (UOA)	3,438
Contract start date	14/12/2012	Carry forward orthodontic activity (UOA)	-1
Contract end date		Baseline contract value	£233,804.40

ACCESS	Contract	England and Wales
24 month ratio of assessments to patient IDs	1.01	1.04

ACTIVITY	Contract
Contract assess and fit appliances (case starts) as a percentage of Area Team case starts	2.5 %

Cumulative percentage of contracted UOA delivered 2017 & 2018



Month	Adjusted Scheduled Activity (UOA)		
	2016	2017	2018
April	0	69	87
May	322	245	452
June	453	639	966
July	719	1,402	1,944
August	945	1,640	2,008
September	1,325	2,709	2,495
October	2,055	4,429	2,760
November	2,322	4,796	2,844
December	2,758	5,261	3,079
January	2,969	6,119	3,269
February	3,298	6,367	3,441
March	3,320	6,631	3,504
April	3,429	6,694	
May	3,429	6,694	
June	3,429	6,694	

QUALITY (rolling 12 month period)

	Contract Quantity	Contract Base Number	Contract *	Area Team	Region	England
% of all assessments that were assess and fit appliances (case starts)	159	458	34.7%	44.8%	57.8%	60.1%
% of all assessments that were assess and refuse	1	458	0.2%	8.7%	11.2%	11.3%
% of all assessments that were assess and review	298	458	65.1%	46.5%	31.0%	28.6%
% of case starts with a reported IOTN of 3 and Aesthetic Component of 5 or below	1	159	0.6%	0.1%	0.1%	0.1%
% of case starts with a reported IOTN of 3 and Aesthetic Component of 6 or above	10	159	6.3%	2.4%	4.1%	4.1%
% of case starts with a reported IOTN of 4	114	159	71.7%	78.3%	76.4%	77.7%
% of case starts with a reported IOTN of 5	29	159	18.2%	17.1%	17.7%	16.8 %
% of concluded courses in receipt of dual-arch fixed appliances	329	364	90.4%	70.9%	69.8%	73.8%
% of concluded courses where treatment was abandoned or discontinued	17	364	4.7%	9.2%	8.3%	7.0%
% of patients satisfied with the treatment they have received	3	3	100.0%	95.7%	96.6%	96.0%

* Figures in italics indicate that the base number is less than 100.

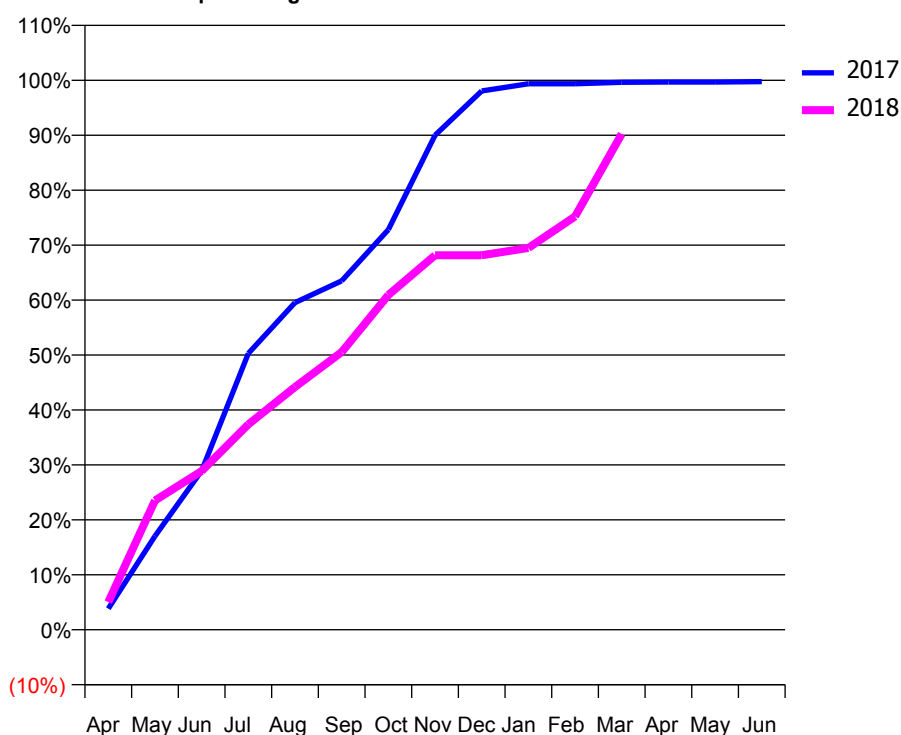
Q55 - Vital Signs Orthodontic At a Glance Contract Report for 148369/0002 - March 2018

Name or company name	KH & GW Ltd	17/18 Contracted general activity (UDA)	0
Contract type name	GDS Contract	Carry forward general activity (UDA)	0
Purpose of contract	Orthodontic	17/18 Contracted orthodontic activity (UOA)	1,589
Contract start date	01/04/2008	Carry forward orthodontic activity (UOA)	4
Contract end date		Baseline contract value	£1.01

ACCESS	Contract	England and Wales
24 month ratio of assessments to patient IDs	1.21	1.04

ACTIVITY	Contract
Contract assess and fit appliances (case starts) as a percentage of Area Team case starts	1.0 %

Cumulative percentage of contracted UOA delivered 2017 & 2018



Month	Adjusted Scheduled Activity (UOA)		
	2016	2017	2018
April	210	61	80
May	466	271	374
June	571	460	459
July	851	799	594
August	1,041	946	702
September	1,147	1,009	803
October	1,296	1,157	968
November	1,428	1,430	1,083
December	1,518	1,558	1,083
January	1,561	1,579	1,104
February	1,584	1,579	1,195
March	1,586	1,583	1,434
April	1,586	1,584	
May	1,586	1,584	
June	1,587	1,585	

QUALITY (rolling 12 month period)

	Contract Quantity	Contract Base Number	Contract *	Area Team	Region	England
% of all assessments that were assess and fit appliances (case starts)	66	140	47.1%	44.8%	57.8%	60.1%
% of all assessments that were assess and refuse	5	140	3.6%	8.7%	11.2%	11.3%
% of all assessments that were assess and review	69	140	49.3%	46.5%	31.0%	28.6%
% of case starts with a reported IOTN of 3 and Aesthetic Component of 5 or below	0	66	<i>N/A</i>	0.1%	0.1%	0.1%
% of case starts with a reported IOTN of 3 and Aesthetic Component of 6 or above	0	66	<i>N/A</i>	2.4%	4.1%	4.1%
% of case starts with a reported IOTN of 4	38	66	57.6%	78.3%	76.4%	77.7%
% of case starts with a reported IOTN of 5	28	66	42.4%	17.1%	17.7%	16.8 %
% of concluded courses in receipt of dual-arch fixed appliances	38	50	76.0%	70.9%	69.8%	73.8%
% of concluded courses where treatment was abandoned or discontinued	6	50	12.0%	9.2%	8.3%	7.0%
% of patients satisfied with the treatment they have received	2	2	100.0%	95.7%	96.6%	96.0%

* Figures in italics indicate that the base number is less than 100.

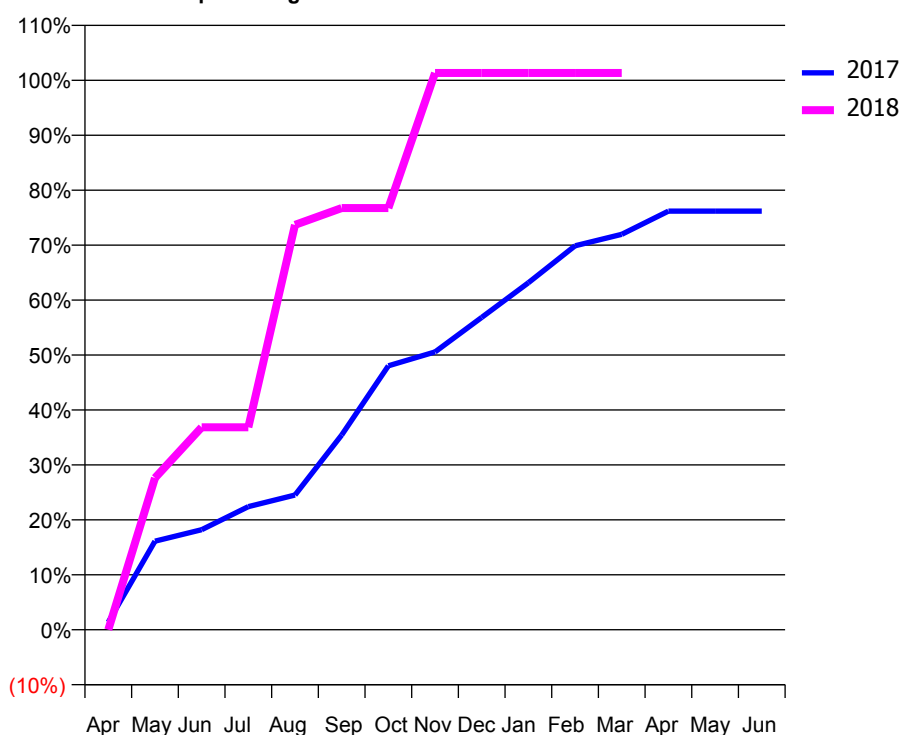
Q55 - Vital Signs Orthodontic At a Glance Contract Report for 169544/0001 - March 2018

Name or company name	STEEPLE GRANGE SMILES LTD.,	17/18 Contracted general activity (UDA)	153
Contract type name	GDS Contract	Carry forward general activity (UDA)	0
Purpose of contract	General and Orthodontic	17/18 Contracted orthodontic activity (UOA)	684
Contract start date	15/08/2008	Carry forward orthodontic activity (UOA)	0
Contract end date		Baseline contract value	£50,570.62

ACCESS	Contract	England and Wales
24 month ratio of assessments to patient IDs	1.00	1.04

ACTIVITY	Contract
Contract assess and fit appliances (case starts) as a percentage of Area Team case starts	0.5 %

Cumulative percentage of contracted UOA delivered 2017 & 2018



Month	Adjusted Scheduled Activity (UOA)		
	2016	2017	2018
April	0	14	0
May	0	161	189
June	151	182	252
July	151	224	252
August	155	245	504
September	302	354	525
October	428	480	525
November	428	505	693
December	449	568	693
January	533	631	693
February	575	698	693
March	638	719	693
April	701	761	
May	701	761	
June	701	761	

QUALITY (rolling 12 month period)	Contract Quantity	Contract Base Number	Contract *	Area Team	Region	England
% of all assessments that were assess and fit appliances (case starts)	35	35	100.0%	44.8%	57.8%	60.1%
% of all assessments that were assess and refuse	0	35	0.0%	8.7%	11.2%	11.3%
% of all assessments that were assess and review	0	35	0.0%	46.5%	31.0%	28.6%
% of case starts with a reported IOTN of 3 and Aesthetic Component of 5 or below	0	35	N/A	0.1%	0.1%	0.1%
% of case starts with a reported IOTN of 3 and Aesthetic Component of 6 or above	0	35	N/A	2.4%	4.1%	4.1%
% of case starts with a reported IOTN of 4	18	35	51.4%	78.3%	76.4%	77.7%
% of case starts with a reported IOTN of 5	3	35	8.6%	17.1%	17.7%	16.8 %
% of concluded courses in receipt of dual-arch fixed appliances	0	32	N/A	70.9%	69.8%	73.8%
% of concluded courses where treatment was abandoned or discontinued	4	32	12.5%	9.2%	8.3%	7.0%
% of patients satisfied with the treatment they have received	0	0	N/A	95.7%	96.6%	96.0%

* Figures in italics indicate that the base number is less than 100.

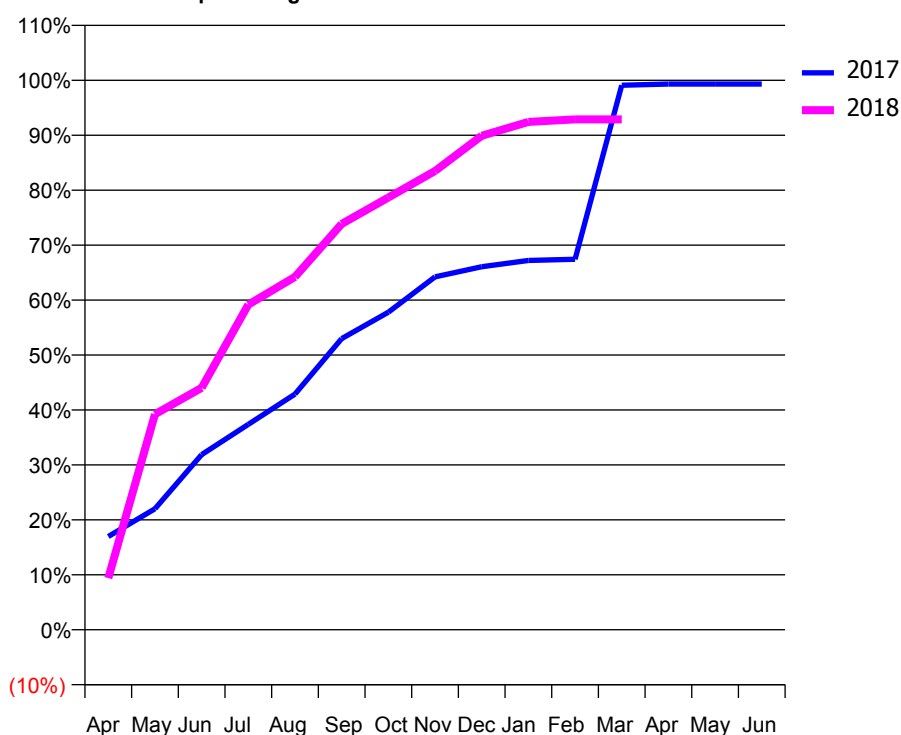
Q55 - Vital Signs Orthodontic At a Glance Contract Report for 170739/0001 - March 2018

Name or company name	Trinity Terrace Dental Practice	17/18 Contracted general activity (UDA)	32,380
Contract type name	GDS Contract	Carry forward general activity (UDA)	0
Purpose of contract	Orthodontic	17/18 Contracted orthodontic activity (UOA)	436
Contract start date	02/08/2011	Carry forward orthodontic activity (UOA)	3
Contract end date		Baseline contract value	£715,415.82

ACCESS	Contract	England and Wales
24 month ratio of assessments to patient IDs	1.02	1.04

ACTIVITY	Contract
Contract assess and fit appliances (case starts) as a percentage of Area Team case starts	0.3 %

Cumulative percentage of contracted UOA delivered 2017 & 2018



Month	Adjusted Scheduled Activity (UOA)		
	2016	2017	2018
April	0	74	41
May	0	96	171
June	0	139	192
July	0	163	258
August	0	187	280
September	84	231	322
October	169	252	343
November	191	280	364
December	275	288	392
January	296	293	403
February	423	294	405
March	445	432	405
April	445	433	
May	445	433	
June	445	433	

QUALITY (rolling 12 month period)

	Contract Quantity	Contract Base Number	Contract *	Area Team	Region	England
% of all assessments that were assess and fit appliances (case starts)	19	50	38.0%	44.8%	57.8%	60.1%
% of all assessments that were assess and refuse	8	50	16.0%	8.7%	11.2%	11.3%
% of all assessments that were assess and review	23	50	46.0%	46.5%	31.0%	28.6%
% of case starts with a reported IOTN of 3 and Aesthetic Component of 5 or below	0	19	<i>N/A</i>	0.1%	0.1%	0.1%
% of case starts with a reported IOTN of 3 and Aesthetic Component of 6 or above	1	19	5.3%	2.4%	4.1%	4.1%
% of case starts with a reported IOTN of 4	18	19	94.7%	78.3%	76.4%	77.7%
% of case starts with a reported IOTN of 5	0	19	<i>N/A</i>	17.1%	17.7%	16.8 %
% of concluded courses in receipt of dual-arch fixed appliances	7	8	87.5%	70.9%	69.8%	73.8%
% of concluded courses where treatment was abandoned or discontinued	0	8	0.0%	9.2%	8.3%	7.0%
% of patients satisfied with the treatment they have received	2	2	100.0%	95.7%	96.6%	96.0%

* Figures in italics indicate that the base number is less than 100.

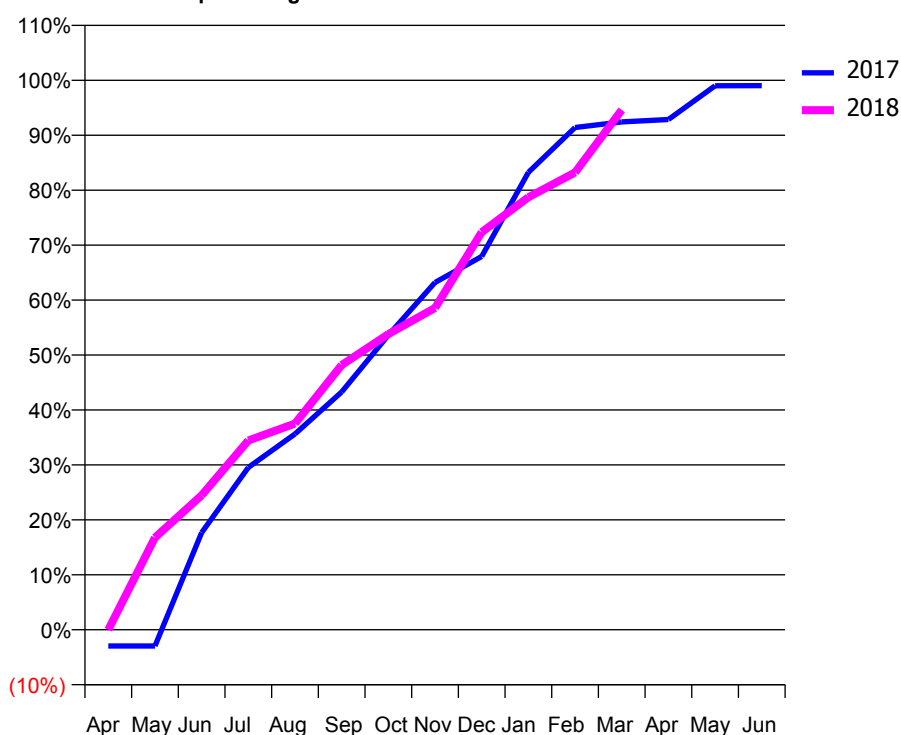
Q55 - Vital Signs Orthodontic At a Glance Contract Report for 172464/0002 - March 2018

Name or company name	Charnwood Research Centre Limited T/A East Midle	17/18 Contracted general activity (UDA)	0
Contract type name	PDS Contract	Carry forward general activity (UDA)	0
Purpose of contract	Orthodontic	17/18 Contracted orthodontic activity (UOA)	8,563
Contract start date	28/03/2015	Carry forward orthodontic activity (UOA)	0
Contract end date	31/03/2019	Baseline contract value	£575,078.44

ACCESS	Contract	England and Wales
24 month ratio of assessments to patient IDs	1.03	1.04

ACTIVITY	Contract
Contract assess and fit appliances (case starts) as a percentage of Area Team case starts	6.2 %

Cumulative percentage of contracted UOA delivered 2017 & 2018



Month	Adjusted Scheduled Activity (UOA)		
	2016	2017	2018
April	0	-289	0
May	0	-289	1,436
June	0	1,725	2,095
July	3,115	2,884	2,950
August	3,333	3,478	3,213
September	4,398	4,225	4,125
October	4,997	5,234	4,608
November	5,635	6,169	5,015
December	6,490	6,631	6,195
January	6,801	8,124	6,739
February	6,873	8,920	7,127
March	7,025	9,021	8,102
April	8,077	9,064	
May	8,143	9,662	
June	8,188	9,665	

QUALITY (rolling 12 month period)

	Contract Quantity	Contract Base Number	Contract *	Area Team	Region	England
% of all assessments that were assess and fit appliances (case starts)	398	823	48.4%	44.8%	57.8%	60.1%
% of all assessments that were assess and refuse	60	823	7.3%	8.7%	11.2%	11.3%
% of all assessments that were assess and review	365	823	44.3%	46.5%	31.0%	28.6%
% of case starts with a reported IOTN of 3 and Aesthetic Component of 5 or below	0	398	N/A	0.1%	0.1%	0.1%
% of case starts with a reported IOTN of 3 and Aesthetic Component of 6 or above	4	398	1.0%	2.4%	4.1%	4.1%
% of case starts with a reported IOTN of 4	308	398	77.4%	78.3%	76.4%	77.7%
% of case starts with a reported IOTN of 5	70	398	17.6%	17.1%	17.7%	16.8 %
% of concluded courses in receipt of dual-arch fixed appliances	442	546	81.0%	70.9%	69.8%	73.8%
% of concluded courses where treatment was abandoned or discontinued	43	546	7.9%	9.2%	8.3%	7.0%
% of patients satisfied with the treatment they have received	9	9	100.0%	95.7%	96.6%	96.0%

* Figures in italics indicate that the base number is less than 100.

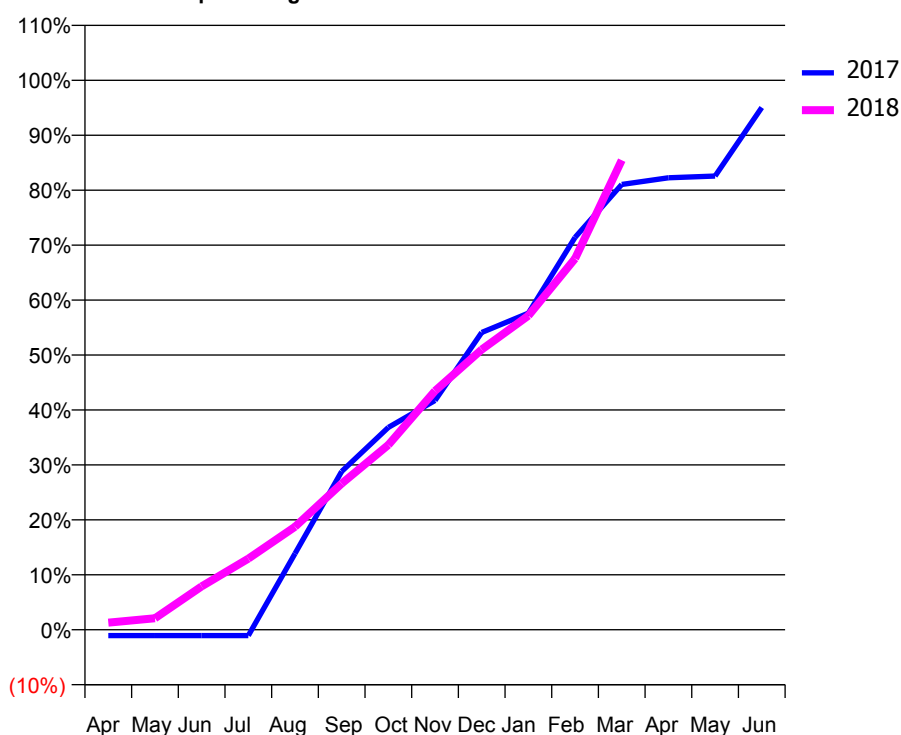
Q55 - Vital Signs Orthodontic At a Glance Contract Report for 177261/0001 - March 2018

Name or company name	Orthoworld	17/18 Contracted general activity (UDA)	0
Contract type name	PDS Contract	Carry forward general activity (UDA)	0
Purpose of contract	Orthodontic	17/18 Contracted orthodontic activity (UOA)	8,676
Contract start date	01/04/2006	Carry forward orthodontic activity (UOA)	0
Contract end date	31/03/2019	Baseline contract value	£585,751.03

ACCESS	Contract	England and Wales
24 month ratio of assessments to patient IDs	1.07	1.04

ACTIVITY	Contract
Contract assess and fit appliances (case starts) as a percentage of Area Team case starts	6.0 %

Cumulative percentage of contracted UOA delivered 2017 & 2018



Month	Adjusted Scheduled Activity (UOA)		
	2016	2017	2018
April	-2	-99	112
May	679	-99	183
June	1,333	-99	686
July	2,155	-99	1,123
August	3,008	1,284	1,626
September	3,837	2,669	2,308
October	5,052	3,411	2,919
November	5,478	3,866	3,772
December	6,176	5,013	4,425
January	6,481	5,339	4,959
February	7,586	6,615	5,861
March	8,186	7,507	7,415
April	8,556	7,620	
May	8,577	7,650	
June	8,577	8,805	

QUALITY (rolling 12 month period)

	Contract Quantity	Contract Base Number	Contract *	Area Team	Region	England
% of all assessments that were assess and fit appliances (case starts)	385	1,051	36.6%	44.8%	57.8%	60.1%
% of all assessments that were assess and refuse	99	1,051	9.4%	8.7%	11.2%	11.3%
% of all assessments that were assess and review	567	1,051	53.9%	46.5%	31.0%	28.6%
% of case starts with a reported IOTN of 3 and Aesthetic Component of 5 or below	0	385	N/A	0.1%	0.1%	0.1%
% of case starts with a reported IOTN of 3 and Aesthetic Component of 6 or above	10	385	2.6%	2.4%	4.1%	4.1%
% of case starts with a reported IOTN of 4	246	385	63.9%	78.3%	76.4%	77.7%
% of case starts with a reported IOTN of 5	119	385	30.9%	17.1%	17.7%	16.8 %
% of concluded courses in receipt of dual-arch fixed appliances	158	232	68.1%	70.9%	69.8%	73.8%
% of concluded courses where treatment was abandoned or discontinued	28	232	12.1%	9.2%	8.3%	7.0%
% of patients satisfied with the treatment they have received	11	14	78.6%	95.7%	96.6%	96.0%

* Figures in italics indicate that the base number is less than 100.

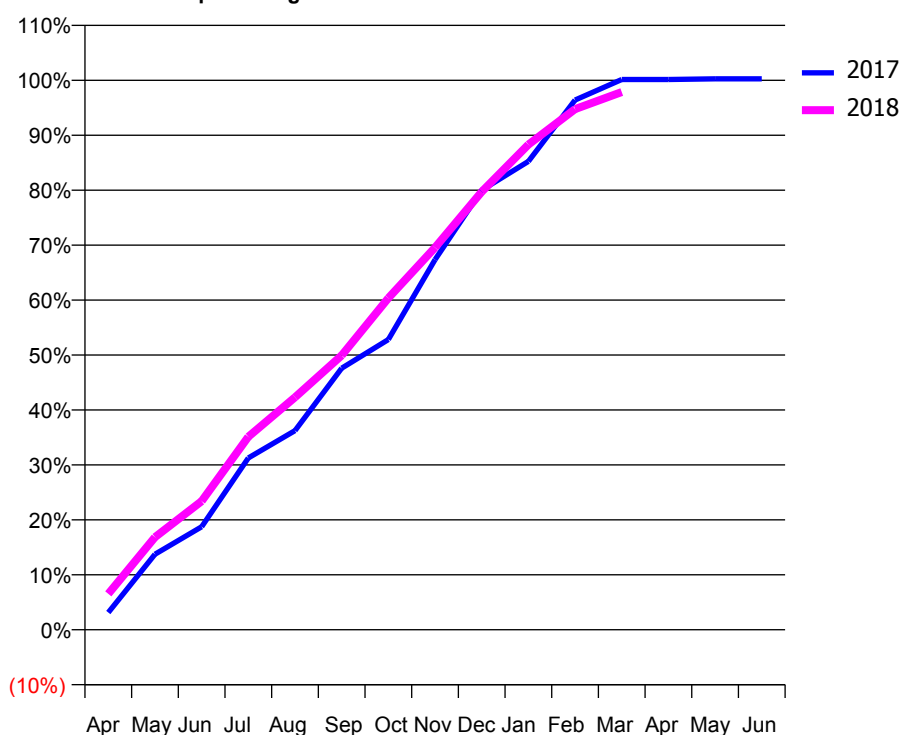
Q55 - Vital Signs Orthodontic At a Glance Contract Report for 178764/0002 - March 2018

Name or company name	Smile by Design Limited	17/18 Contracted general activity (UDA)	0
Contract type name	PDS Contract	Carry forward general activity (UDA)	0
Purpose of contract	Orthodontic	17/18 Contracted orthodontic activity (UOA)	19,288
Contract start date	01/03/2014	Carry forward orthodontic activity (UOA)	-52
Contract end date	31/10/2024	Baseline contract value	£1,195,819.16

ACCESS	Contract	England and Wales
24 month ratio of assessments to patient IDs	1.04	1.04

ACTIVITY	Contract
Contract assess and fit appliances (case starts) as a percentage of Area Team case starts	13.8 %

Cumulative percentage of contracted UOA delivered 2017 & 2018



Month	Adjusted Scheduled Activity (UOA)		
	2016	2017	2018
April	1,019	623	1,260
May	1,561	2,737	3,250
June	2,285	3,731	4,516
July	4,379	6,223	6,775
August	5,300	7,209	8,162
September	7,197	9,470	9,630
October	8,321	10,507	11,642
November	10,001	13,403	13,417
December	11,981	15,917	15,374
January	13,209	16,959	17,031
February	15,494	19,182	18,275
March	17,012	19,926	18,873
April	19,256	19,926	
May	19,256	19,949	
June	19,256	19,949	

QUALITY (rolling 12 month period)

	Contract Quantity	Contract Base Number	Contract *	Area Team	Region	England
% of all assessments that were assess and fit appliances (case starts)	889	1,459	60.9%	44.8%	57.8%	60.1%
% of all assessments that were assess and refuse	87	1,459	6.0%	8.7%	11.2%	11.3%
% of all assessments that were assess and review	483	1,459	33.1%	46.5%	31.0%	28.6%
% of case starts with a reported IOTN of 3 and Aesthetic Component of 5 or below	0	889	N/A	0.1%	0.1%	0.1%
% of case starts with a reported IOTN of 3 and Aesthetic Component of 6 or above	5	889	0.6%	2.4%	4.1%	4.1%
% of case starts with a reported IOTN of 4	666	889	74.9%	78.3%	76.4%	77.7%
% of case starts with a reported IOTN of 5	215	889	24.2%	17.1%	17.7%	16.8 %
% of concluded courses in receipt of dual-arch fixed appliances	809	956	84.6%	70.9%	69.8%	73.8%
% of concluded courses where treatment was abandoned or discontinued	105	956	11.0%	9.2%	8.3%	7.0%
% of patients satisfied with the treatment they have received	31	34	91.2%	95.7%	96.6%	96.0%

* Figures in italics indicate that the base number is less than 100.

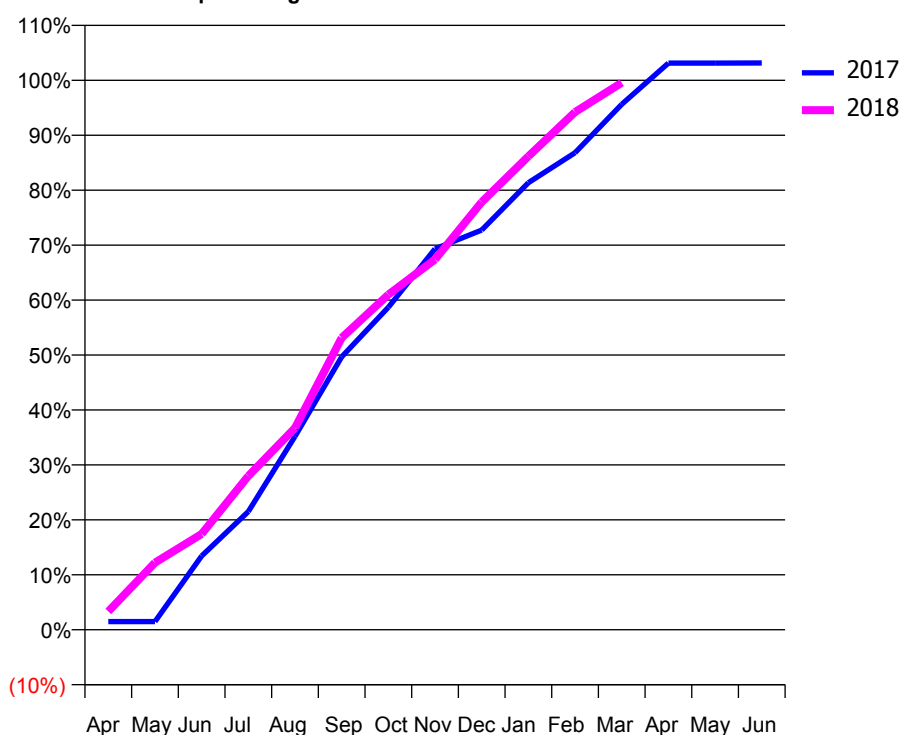
Q55 - Vital Signs Orthodontic At a Glance Contract Report for 183067/0002 - March 2018

Name or company name	Refine Specialist Dental Care Limited	17/18 Contracted general activity (UDA)	0
Contract type name	PDS Contract	Carry forward general activity (UDA)	0
Purpose of contract	Orthodontic	17/18 Contracted orthodontic activity (UOA)	7,396
Contract start date	01/04/2011	Carry forward orthodontic activity (UOA)	-143
Contract end date	31/03/2019	Baseline contract value	£435,082.83

ACCESS	Contract	England and Wales
24 month ratio of assessments to patient IDs	1.06	1.04

ACTIVITY	Contract
Contract assess and fit appliances (case starts) as a percentage of Area Team case starts	5.7 %

Cumulative percentage of contracted UOA delivered 2017 & 2018



Month	Adjusted Scheduled Activity (UOA)		
	2016	2017	2018
April	5	138	246
May	2,611	138	903
June	2,733	1,236	1,289
July	3,295	1,981	2,070
August	4,031	3,242	2,717
September	4,472	4,575	3,930
October	5,028	5,406	4,512
November	5,961	6,384	4,985
December	7,151	6,699	5,757
January	7,639	7,493	6,372
February	8,063	7,996	6,968
March	8,063	8,807	7,363
April	9,521	9,497	
May	9,521	9,497	
June	9,521	9,499	

QUALITY (rolling 12 month period)	Contract Quantity	Contract Base Number	Contract *	Area Team	Region	England
% of all assessments that were assess and fit appliances (case starts)	369	753	49.0%	44.8%	57.8%	60.1%
% of all assessments that were assess and refuse	107	753	14.2%	8.7%	11.2%	11.3%
% of all assessments that were assess and review	277	753	36.8%	46.5%	31.0%	28.6%
% of case starts with a reported IOTN of 3 and Aesthetic Component of 5 or below	2	369	0.5%	0.1%	0.1%	0.1%
% of case starts with a reported IOTN of 3 and Aesthetic Component of 6 or above	6	369	1.6%	2.4%	4.1%	4.1%
% of case starts with a reported IOTN of 4	302	369	81.8%	78.3%	76.4%	77.7%
% of case starts with a reported IOTN of 5	59	369	16.0%	17.1%	17.7%	16.8 %
% of concluded courses in receipt of dual-arch fixed appliances	85	300	28.3%	70.9%	69.8%	73.8%
% of concluded courses where treatment was abandoned or discontinued	38	300	12.7%	9.2%	8.3%	7.0%
% of patients satisfied with the treatment they have received	14	14	100.0%	95.7%	96.6%	96.0%

* Figures in italics indicate that the base number is less than 100.

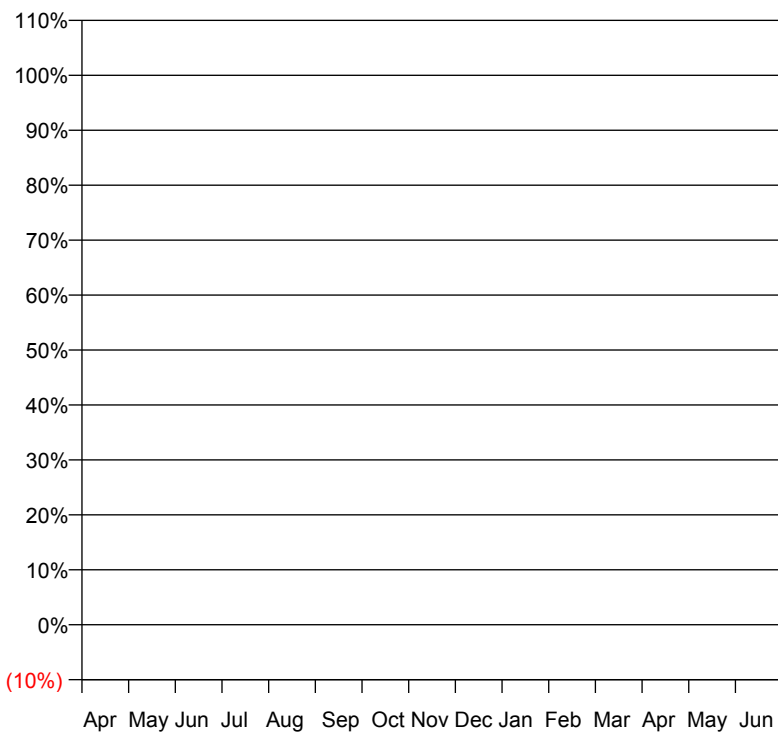
Q55 - Vital Signs Orthodontic At a Glance Contract Report for 183830/0001 - March 2018

Name or company name	KH & GW Ltd	17/18 Contracted general activity (UDA)	27,460
Contract type name	GDS Contract	Carry forward general activity (UDA)	0
Purpose of contract	General	17/18 Contracted orthodontic activity (UOA)	0
Contract start date	01/04/2008	Carry forward orthodontic activity (UOA)	0
Contract end date		Baseline contract value	£886,981.96

ACCESS	Contract	England and Wales
24 month ratio of assessments to patient IDs	1.00	1.04

ACTIVITY	Contract
Contract assess and fit appliances (case starts) as a percentage of Area Team case starts	0.0 %

Cumulative percentage of contracted UOA delivered 2017 & 2018



— 2017
— 2018

Month	Adjusted Scheduled Activity (UOA)		
	2016	2017	2018
April	0	0	0
May	0	0	0
June	0	0	0
July	0	0	0
August	0	0	1
September	0	0	1
October	0	0	1
November	0	0	1
December	0	0	1
January	0	0	1
February	0	1	1
March	0	1	1
April	0	1	
May	0	22	
June	0	22	

QUALITY (rolling 12 month period)

	Contract Quantity	Contract Base Number	Contract *	Area Team	Region	England
% of all assessments that were assess and fit appliances (case starts)	1	2	50.0%	44.8%	57.8%	60.1%
% of all assessments that were assess and refuse	0	2	0.0%	8.7%	11.2%	11.3%
% of all assessments that were assess and review	1	2	50.0%	46.5%	31.0%	28.6%
% of case starts with a reported IOTN of 3 and Aesthetic Component of 5 or below	0	1	N/A	0.1%	0.1%	0.1%
% of case starts with a reported IOTN of 3 and Aesthetic Component of 6 or above	0	1	N/A	2.4%	4.1%	4.1%
% of case starts with a reported IOTN of 4	1	1	100.0%	78.3%	76.4%	77.7%
% of case starts with a reported IOTN of 5	0	1	N/A	17.1%	17.7%	16.8 %
% of concluded courses in receipt of dual-arch fixed appliances	0	0	N/A	70.9%	69.8%	73.8%
% of concluded courses where treatment was abandoned or discontinued	0	0	N/A	9.2%	8.3%	7.0%
% of patients satisfied with the treatment they have received	0	1	0.0%	95.7%	96.6%	96.0%

* Figures in italics indicate that the base number is less than 100.

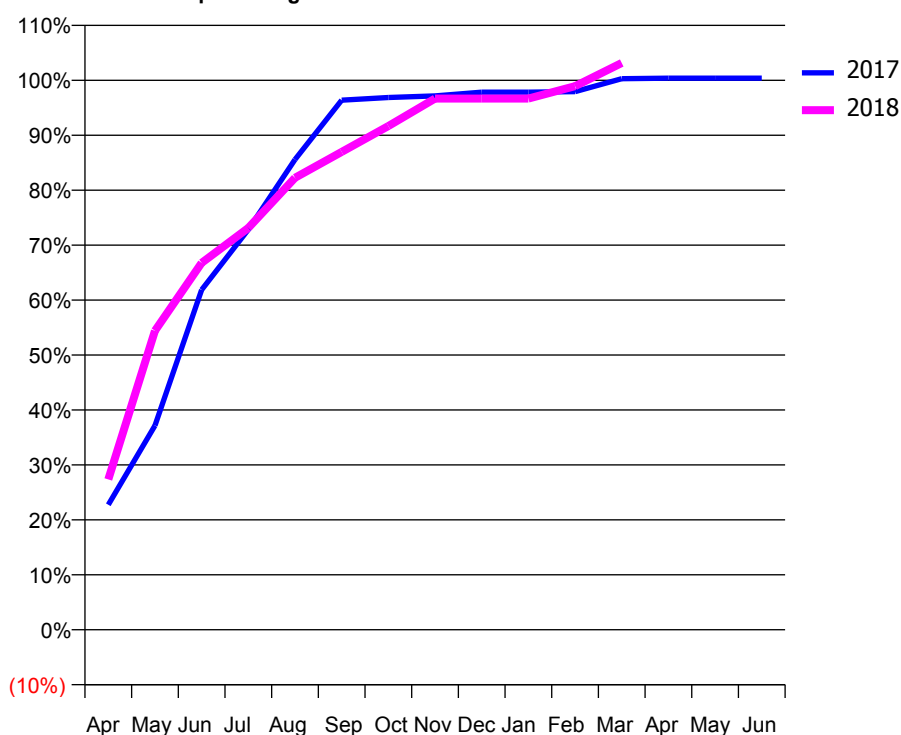
Q55 - Vital Signs Orthodontic At a Glance Contract Report for 183830/0002 - March 2018

Name or company name	KH & GW Ltd	17/18 Contracted general activity (UDA)	0
Contract type name	GDS Contract	Carry forward general activity (UDA)	0
Purpose of contract	Orthodontic	17/18 Contracted orthodontic activity (UOA)	1,020
Contract start date	01/04/2008	Carry forward orthodontic activity (UOA)	-4
Contract end date		Baseline contract value	£69,168.33

ACCESS	Contract	England and Wales
24 month ratio of assessments to patient IDs	1.02	1.04

ACTIVITY	Contract
Contract assess and fit appliances (case starts) as a percentage of Area Team case starts	0.8 %

Cumulative percentage of contracted UOA delivered 2017 & 2018



Month	Adjusted Scheduled Activity (UOA)		
	2016	2017	2018
April	46	232	279
May	239	379	555
June	281	631	681
July	517	743	746
August	541	873	839
September	671	983	887
October	824	988	935
November	973	991	986
December	1,015	998	986
January	1,015	998	986
February	1,018	999	1,009
March	1,019	1,023	1,052
April	1,040	1,024	
May	1,040	1,024	
June	1,040	1,024	

QUALITY (rolling 12 month period)	Contract Quantity	Contract Base Number	Contract *	Area Team	Region	England
% of all assessments that were assess and fit appliances (case starts)	49	109	45.0%	44.8%	57.8%	60.1%
% of all assessments that were assess and refuse	9	109	8.3%	8.7%	11.2%	11.3%
% of all assessments that were assess and review	51	109	46.8%	46.5%	31.0%	28.6%
% of case starts with a reported IOTN of 3 and Aesthetic Component of 5 or below	0	49	<i>N/A</i>	0.1%	0.1%	0.1%
% of case starts with a reported IOTN of 3 and Aesthetic Component of 6 or above	0	49	<i>N/A</i>	2.4%	4.1%	4.1%
% of case starts with a reported IOTN of 4	28	49	57.1%	78.3%	76.4%	77.7%
% of case starts with a reported IOTN of 5	21	49	42.9%	17.1%	17.7%	16.8 %
% of concluded courses in receipt of dual-arch fixed appliances	26	33	78.8%	70.9%	69.8%	73.8%
% of concluded courses where treatment was abandoned or discontinued	4	33	12.1%	9.2%	8.3%	7.0%
% of patients satisfied with the treatment they have received	2	2	100.0%	95.7%	96.6%	96.0%

* Figures in italics indicate that the base number is less than 100.

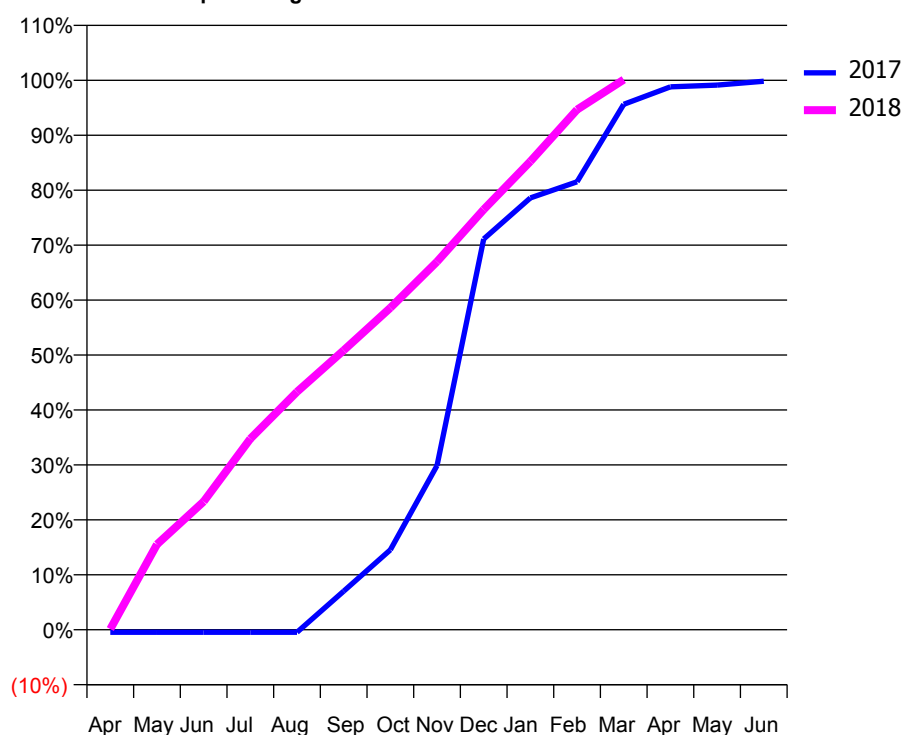
Q55 - Vital Signs Orthodontic At a Glance Contract Report for 189081/0001 - March 2018

Name or company name	Mansfield Orthodontic Practice Ltd	17/18 Contracted general activity (UDA)	0
Contract type name	PDS Contract	Carry forward general activity (UDA)	0
Purpose of contract	Orthodontic	17/18 Contracted orthodontic activity (UOA)	20,629
Contract start date	01/09/2007	Carry forward orthodontic activity (UOA)	39
Contract end date	31/03/2019	Baseline contract value	£1,416,337.54

ACCESS	Contract	England and Wales
24 month ratio of assessments to patient IDs	1.02	1.04

ACTIVITY	Contract
Contract assess and fit appliances (case starts) as a percentage of Area Team case starts	15.5 %

Cumulative percentage of contracted UOA delivered 2017 & 2018



Month	Adjusted Scheduled Activity (UOA)		
	2016	2017	2018
April	755	-98	26
May	3,886	-98	3,208
June	5,165	-98	4,813
July	7,640	-98	7,172
August	9,024	-98	8,933
September	10,685	1,451	10,490
October	11,844	3,000	12,089
November	13,328	6,163	13,819
December	15,031	14,668	15,777
January	15,972	16,210	17,584
February	17,909	16,820	19,524
March	20,176	19,724	20,651
April	20,531	20,382	
May	20,531	20,447	
June	20,531	20,590	

QUALITY (rolling 12 month period)

	Contract Quantity	Contract Base Number	Contract *	Area Team	Region	England
% of all assessments that were assess and fit appliances (case starts)	998	1,888	52.9%	44.8%	57.8%	60.1%
% of all assessments that were assess and refuse	157	1,888	8.3%	8.7%	11.2%	11.3%
% of all assessments that were assess and review	733	1,888	38.8%	46.5%	31.0%	28.6%
% of case starts with a reported IOTN of 3 and Aesthetic Component of 5 or below	0	998	N/A	0.1%	0.1%	0.1%
% of case starts with a reported IOTN of 3 and Aesthetic Component of 6 or above	1	998	0.1%	2.4%	4.1%	4.1%
% of case starts with a reported IOTN of 4	956	998	95.8%	78.3%	76.4%	77.7%
% of case starts with a reported IOTN of 5	32	998	3.2%	17.1%	17.7%	16.8 %
% of concluded courses in receipt of dual-arch fixed appliances	676	814	83.0%	70.9%	69.8%	73.8%
% of concluded courses where treatment was abandoned or discontinued	56	814	6.9%	9.2%	8.3%	7.0%
% of patients satisfied with the treatment they have received	30	30	100.0%	95.7%	96.6%	96.0%

* Figures in italics indicate that the base number is less than 100.

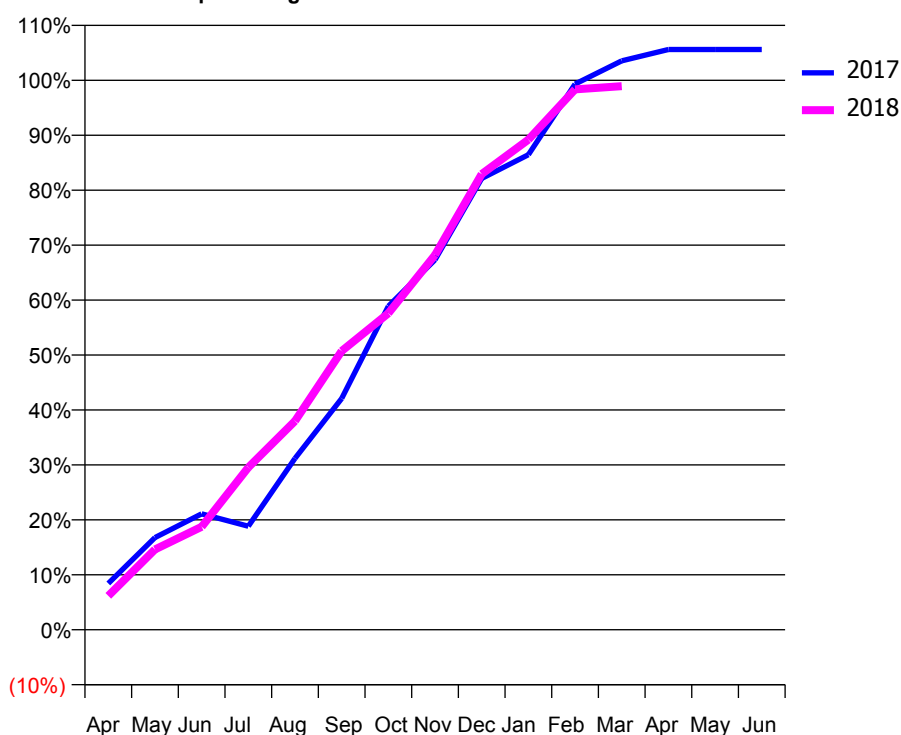
Q55 - Vital Signs Orthodontic At a Glance Contract Report for 193437/0002 - March 2018

Name or company name	Risley Hill Dental	17/18 Contracted general activity (UDA)	0
Contract type name	GDS Contract	Carry forward general activity (UDA)	0
Purpose of contract	Orthodontic	17/18 Contracted orthodontic activity (UOA)	1,019
Contract start date	29/09/2015	Carry forward orthodontic activity (UOA)	-20
Contract end date		Baseline contract value	£1.01

ACCESS	Contract	England and Wales
24 month ratio of assessments to patient IDs	1.03	1.04

ACTIVITY	Contract
Contract assess and fit appliances (case starts) as a percentage of Area Team case starts	0.7 %

Cumulative percentage of contracted UOA delivered 2017 & 2018



Month	Adjusted Scheduled Activity (UOA)		
	2016	2017	2018
April	0	86	63
May	0	171	149
June	0	215	191
July	0	192	301
August	0	318	387
September	0	429	517
October	0	600	587
November	88	686	695
December	174	837	845
January	258	881	909
February	448	1,012	1,002
March	469	1,055	1,008
April	469	1,076	
May	469	1,076	
June	469	1,076	

QUALITY (rolling 12 month period)

	Contract Quantity	Contract Base Number	Contract *	Area Team	Region	England
% of all assessments that were assess and fit appliances (case starts)	48	94	51.1%	44.8%	57.8%	60.1%
% of all assessments that were assess and refuse	30	94	31.9%	8.7%	11.2%	11.3%
% of all assessments that were assess and review	16	94	17.0%	46.5%	31.0%	28.6%
% of case starts with a reported IOTN of 3 and Aesthetic Component of 5 or below	0	48	N/A	0.1%	0.1%	0.1%
% of case starts with a reported IOTN of 3 and Aesthetic Component of 6 or above	0	48	N/A	2.4%	4.1%	4.1%
% of case starts with a reported IOTN of 4	36	48	75.0%	78.3%	76.4%	77.7%
% of case starts with a reported IOTN of 5	10	48	20.8%	17.1%	17.7%	16.8 %
% of concluded courses in receipt of dual-arch fixed appliances	9	13	69.2%	70.9%	69.8%	73.8%
% of concluded courses where treatment was abandoned or discontinued	4	13	30.8%	9.2%	8.3%	7.0%
% of patients satisfied with the treatment they have received	2	2	100.0%	95.7%	96.6%	96.0%

* Figures in italics indicate that the base number is less than 100.

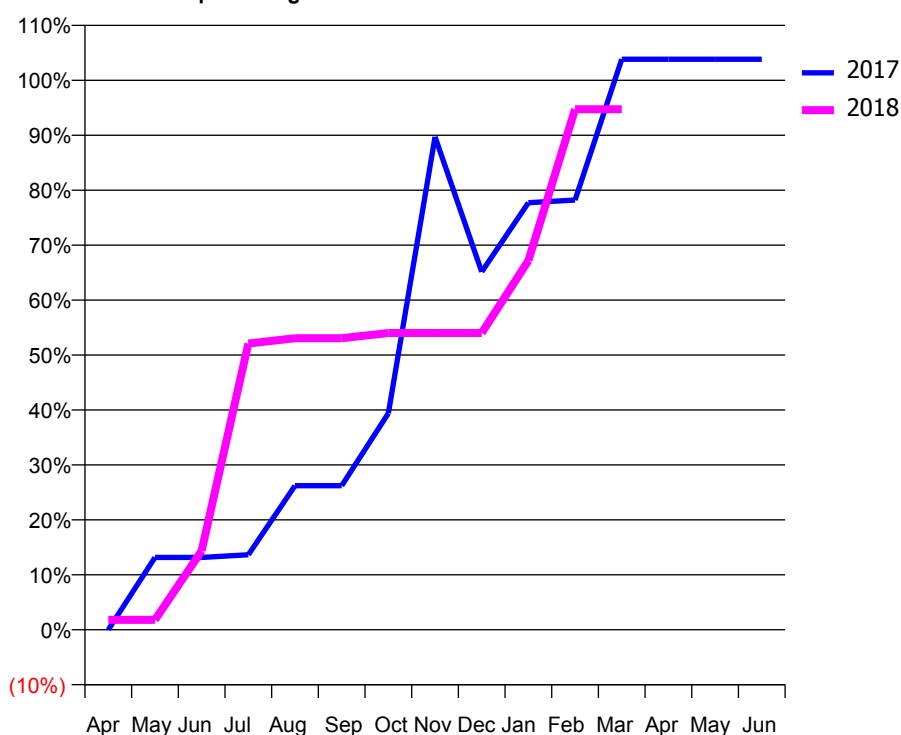
Q55 - Vital Signs Orthodontic At a Glance Contract Report for 197572/0001 - March 2018

Name or company name	Buxton Dental Practice	17/18 Contracted general activity (UDA)	4,594
Contract type name	GDS Contract	Carry forward general activity (UDA)	-47
Purpose of contract	General and Orthodontic	17/18 Contracted orthodontic activity (UOA)	167
Contract start date	08/11/2012	Carry forward orthodontic activity (UOA)	-3
Contract end date		Baseline contract value	£126,392.13

ACCESS	Contract	England and Wales
24 month ratio of assessments to patient IDs	1.00	1.04

ACTIVITY	Contract
Contract assess and fit appliances (case starts) as a percentage of Area Team case starts	0.1 %

Cumulative percentage of contracted UOA delivered 2017 & 2018



Month	Adjusted Scheduled Activity (UOA)		
	2016	2017	2018
April	0	0	3
May	24	22	3
June	46	22	24
July	88	23	87
August	130	44	89
September	130	44	89
October	153	66	90
November	154	150	90
December	155	109	90
January	155	130	112
February	155	131	158
March	155	173	158
April	155	173	
May	155	173	
June	155	173	

QUALITY (rolling 12 month period)

	Contract Quantity	Contract Base Number	Contract *	Area Team	Region	England
% of all assessments that were assess and fit appliances (case starts)	8	9	88.9%	44.8%	57.8%	60.1%
% of all assessments that were assess and refuse	0	9	0.0%	8.7%	11.2%	11.3%
% of all assessments that were assess and review	1	9	11.1%	46.5%	31.0%	28.6%
% of case starts with a reported IOTN of 3 and Aesthetic Component of 5 or below	0	8	N/A	0.1%	0.1%	0.1%
% of case starts with a reported IOTN of 3 and Aesthetic Component of 6 or above	0	8	N/A	2.4%	4.1%	4.1%
% of case starts with a reported IOTN of 4	6	8	75.0%	78.3%	76.4%	77.7%
% of case starts with a reported IOTN of 5	1	8	12.5%	17.1%	17.7%	16.8 %
% of concluded courses in receipt of dual-arch fixed appliances	0	0	N/A	70.9%	69.8%	73.8%
% of concluded courses where treatment was abandoned or discontinued	0	0	N/A	9.2%	8.3%	7.0%
% of patients satisfied with the treatment they have received	0	0	N/A	95.7%	96.6%	96.0%

* Figures in italics indicate that the base number is less than 100.

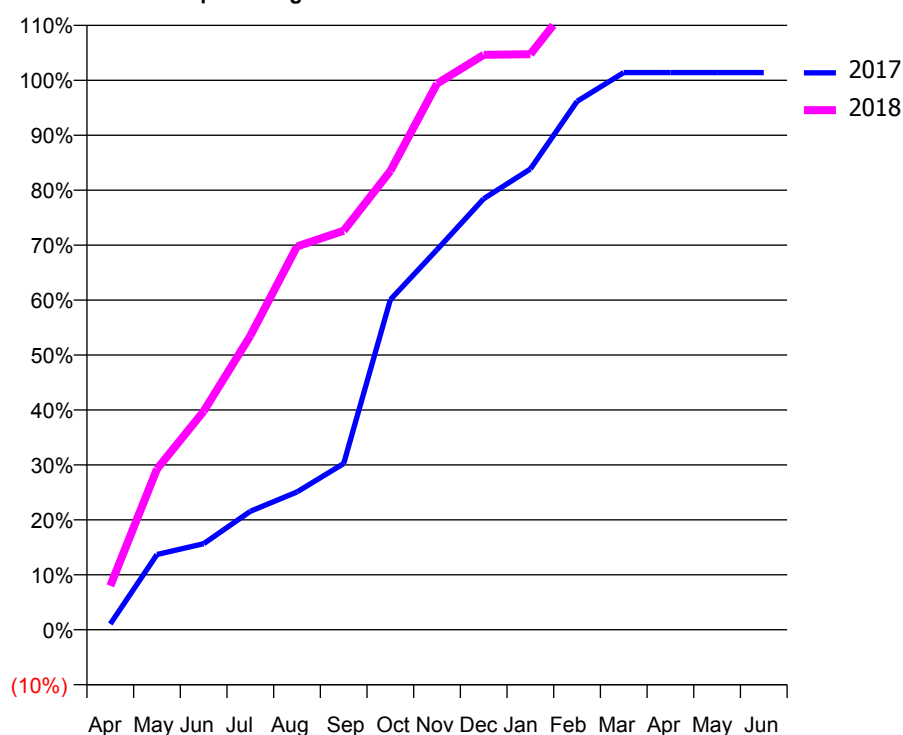
Q55 - Vital Signs Orthodontic At a Glance Contract Report for 269891/0001 - March 2018

Name or company name	Westdale Dental	17/18 Contracted general activity (UDA)	24,872
Contract type name	GDS Contract	Carry forward general activity (UDA)	0
Purpose of contract	General and Orthodontic	17/18 Contracted orthodontic activity (UOA)	800
Contract start date	01/04/2008	Carry forward orthodontic activity (UOA)	0
Contract end date		Baseline contract value	£659,034.05

ACCESS	Contract	England and Wales
24 month ratio of assessments to patient IDs	1.00	1.04

ACTIVITY	Contract
Contract assess and fit appliances (case starts) as a percentage of Area Team case starts	0.7 %

Cumulative percentage of contracted UOA delivered 2017 & 2018



Month	Adjusted Scheduled Activity (UOA)		
	2016	2017	2018
April	0	13	64
May	173	167	234
June	216	191	318
July	323	263	428
August	451	306	558
September	577	369	581
October	643	733	668
November	645	844	795
December	692	957	837
January	717	1,023	838
February	851	1,173	924
March	1,043	1,237	1,032
April	1,128	1,237	
May	1,128	1,237	
June	1,128	1,237	

QUALITY (rolling 12 month period)	Contract Quantity	Contract Base Number	Contract *	Area Team	Region	England
% of all assessments that were assess and fit appliances (case starts)	48	73	65.8%	44.8%	57.8%	60.1%
% of all assessments that were assess and refuse	2	73	2.7%	8.7%	11.2%	11.3%
% of all assessments that were assess and review	23	73	31.5%	46.5%	31.0%	28.6%
% of case starts with a reported IOTN of 3 and Aesthetic Component of 5 or below	0	48	N/A	0.1%	0.1%	0.1%
% of case starts with a reported IOTN of 3 and Aesthetic Component of 6 or above	1	48	2.1%	2.4%	4.1%	4.1%
% of case starts with a reported IOTN of 4	28	48	58.3%	78.3%	76.4%	77.7%
% of case starts with a reported IOTN of 5	19	48	39.6%	17.1%	17.7%	16.8 %
% of concluded courses in receipt of dual-arch fixed appliances	40	46	87.0%	70.9%	69.8%	73.8%
% of concluded courses where treatment was abandoned or discontinued	5	46	10.9%	9.2%	8.3%	7.0%
% of patients satisfied with the treatment they have received	3	3	100.0%	95.7%	96.6%	96.0%

* Figures in italics indicate that the base number is less than 100.

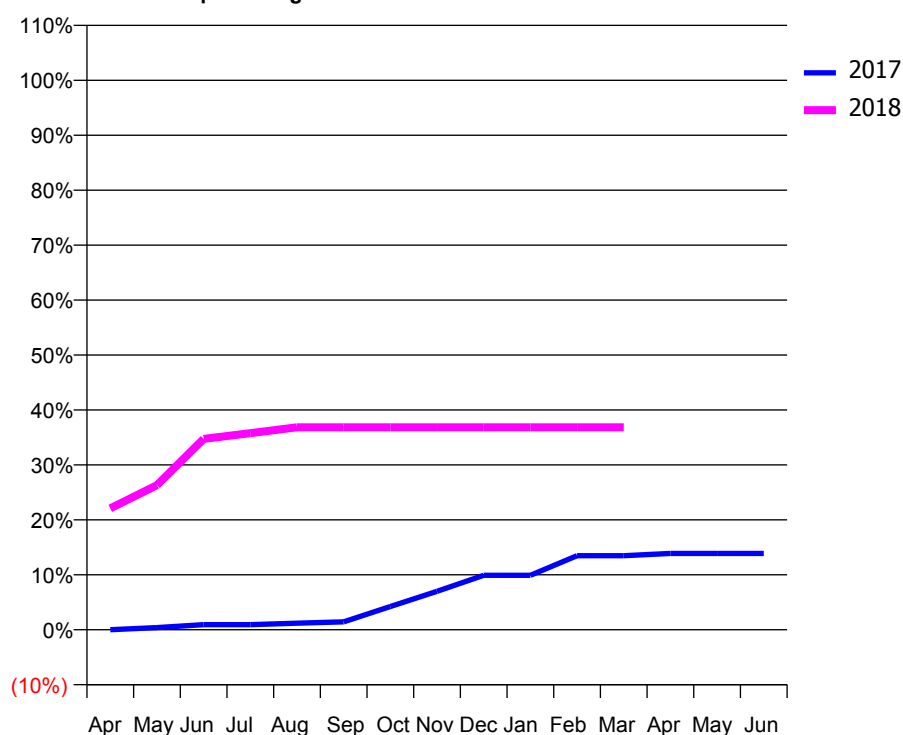
Q55 - Vital Signs Orthodontic At a Glance Contract Report for 305146/0001 - March 2018

Name or company name	MR C DOODY	17/18 Contracted general activity (UDA)	0
Contract type name	PDS Contract	Carry forward general activity (UDA)	0
Purpose of contract	Orthodontic	17/18 Contracted orthodontic activity (UOA)	95
Contract start date	01/04/2006	Carry forward orthodontic activity (UOA)	0
Contract end date	30/06/2017	Baseline contract value	£5,972.77

ACCESS	Contract	England and Wales
24 month ratio of assessments to patient IDs	1.00	1.04

ACTIVITY	Contract
Contract assess and fit appliances (case starts) as a percentage of Area Team case starts	0.0 %

Cumulative percentage of contracted UOA delivered 2017 & 2018



Month	Adjusted Scheduled Activity (UOA)		
	2016	2017	2018
April	0	0	21
May	0	3	25
June	4	7	33
July	49	7	34
August	49	9	35
September	70	11	35
October	74	32	35
November	118	53	35
December	123	75	35
January	123	75	35
February	123	102	35
March	158	102	35
April	159	105	
May	159	105	
June	180	105	

QUALITY (rolling 12 month period)

	Contract Quantity	Contract Base Number	Contract *	Area Team	Region	England
% of all assessments that were assess and fit appliances (case starts)	2	15	13.3%	44.8%	57.8%	60.1%
% of all assessments that were assess and refuse	0	15	0.0%	8.7%	11.2%	11.3%
% of all assessments that were assess and review	13	15	86.7%	46.5%	31.0%	28.6%
% of case starts with a reported IOTN of 3 and Aesthetic Component of 5 or below	0	2	N/A	0.1%	0.1%	0.1%
% of case starts with a reported IOTN of 3 and Aesthetic Component of 6 or above	0	2	N/A	2.4%	4.1%	4.1%
% of case starts with a reported IOTN of 4	0	2	N/A	78.3%	76.4%	77.7%
% of case starts with a reported IOTN of 5	1	2	50.0%	17.1%	17.7%	16.8 %
% of concluded courses in receipt of dual-arch fixed appliances	0	9	N/A	70.9%	69.8%	73.8%
% of concluded courses where treatment was abandoned or discontinued	6	9	66.7%	9.2%	8.3%	7.0%
% of patients satisfied with the treatment they have received	0	0	N/A	95.7%	96.6%	96.0%

* Figures in italics indicate that the base number is less than 100.

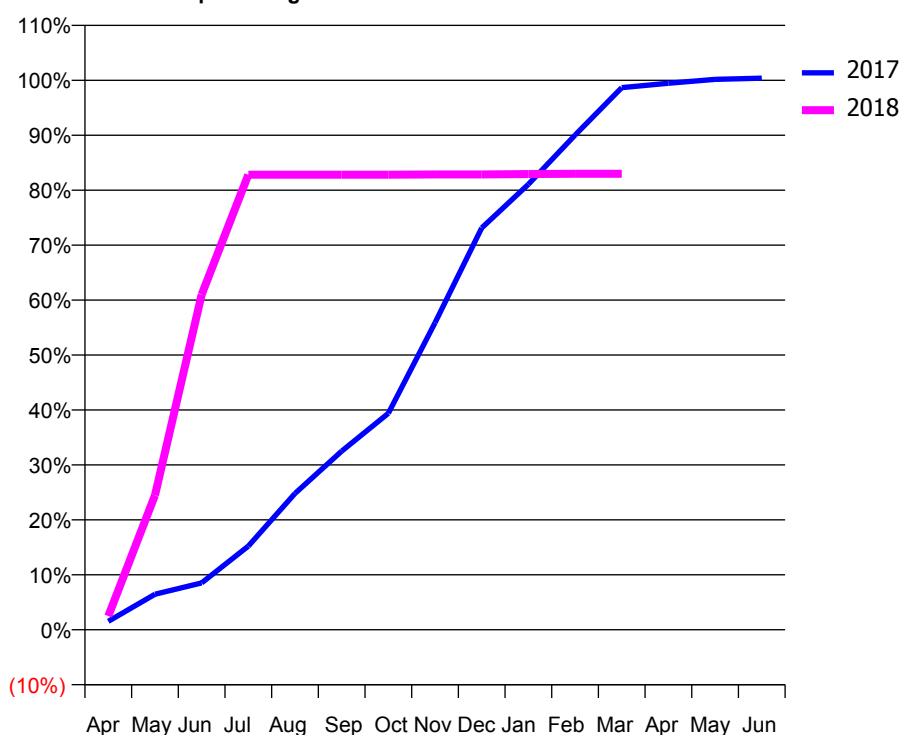
Q55 - Vital Signs Orthodontic At a Glance Contract Report for 319171/0001 - March 2018

Name or company name	MR PJ DOUGLAS	17/18 Contracted general activity (UDA)	161
Contract type name	GDS Contract	Carry forward general activity (UDA)	0
Purpose of contract	General and Orthodontic	17/18 Contracted orthodontic activity (UOA)	1,856
Contract start date	01/04/2006	Carry forward orthodontic activity (UOA)	0
Contract end date	30/06/2017	Baseline contract value	£122,896.26

ACCESS	Contract	England and Wales
24 month ratio of assessments to patient IDs	1.01	1.04

ACTIVITY	Contract
Contract assess and fit appliances (case starts) as a percentage of Area Team case starts	1.2 %

Cumulative percentage of contracted UOA delivered 2017 & 2018



Month	Adjusted Scheduled Activity (UOA)		
	2016	2017	2018
April	94	139	46
May	912	585	454
June	1,451	772	1,132
July	2,176	1,376	1,537
August	2,176	2,243	1,537
September	3,712	2,939	1,537
October	4,090	3,561	1,537
November	4,789	5,051	1,538
December	5,054	6,610	1,538
January	5,444	7,328	1,539
February	6,720	8,137	1,540
March	7,241	8,919	1,540
April	7,415	8,991	
May	7,415	9,054	
June	7,415	9,075	

QUALITY (rolling 12 month period)

	Contract Quantity	Contract Base Number	Contract *	Area Team	Region	England
% of all assessments that were assess and fit appliances (case starts)	74	295	25.1%	44.8%	57.8%	60.1%
% of all assessments that were assess and refuse	21	295	7.1%	8.7%	11.2%	11.3%
% of all assessments that were assess and review	200	295	67.8%	46.5%	31.0%	28.6%
% of case starts with a reported IOTN of 3 and Aesthetic Component of 5 or below	0	74	<i>N/A</i>	0.1%	0.1%	0.1%
% of case starts with a reported IOTN of 3 and Aesthetic Component of 6 or above	0	74	<i>N/A</i>	2.4%	4.1%	4.1%
% of case starts with a reported IOTN of 4	61	74	82.4%	78.3%	76.4%	77.7%
% of case starts with a reported IOTN of 5	12	74	16.2%	17.1%	17.7%	16.8 %
% of concluded courses in receipt of dual-arch fixed appliances	25	193	13.0%	70.9%	69.8%	73.8%
% of concluded courses where treatment was abandoned or discontinued	9	193	4.7%	9.2%	8.3%	7.0%
% of patients satisfied with the treatment they have received	3	3	100.0%	95.7%	96.6%	96.0%

* Figures in italics indicate that the base number is less than 100.

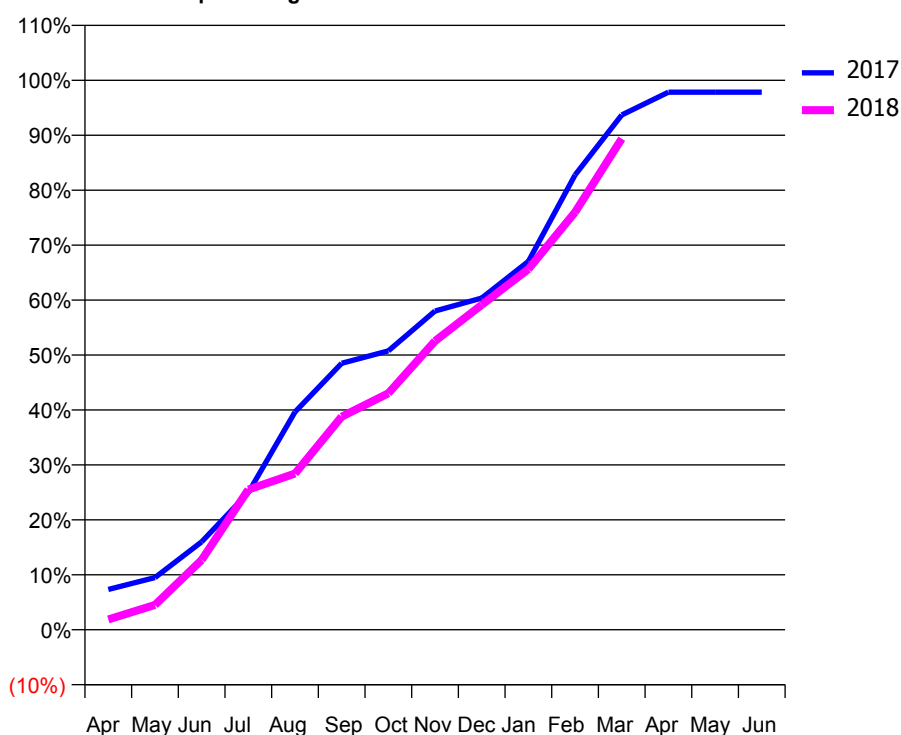
Q55 - Vital Signs Orthodontic At a Glance Contract Report for 331864/0001 - March 2018

Name or company name	MISS L KO	17/18 Contracted general activity (UDA)	28,035
Contract type name	GDS Contract	Carry forward general activity (UDA)	-263
Purpose of contract	General and Orthodontic	17/18 Contracted orthodontic activity (UOA)	1,062
Contract start date	01/04/2006	Carry forward orthodontic activity (UOA)	23
Contract end date		Baseline contract value	£723,047.03

ACCESS	Contract	England and Wales
24 month ratio of assessments to patient IDs	1.11	1.04

ACTIVITY	Contract
Contract assess and fit appliances (case starts) as a percentage of Area Team case starts	0.7 %

Cumulative percentage of contracted UOA delivered 2017 & 2018



Month	Adjusted Scheduled Activity (UOA)		
	2016	2017	2018
April	4	78	20
May	79	101	48
June	148	170	135
July	326	265	271
August	460	421	302
September	506	515	412
October	557	539	457
November	631	616	558
December	701	641	628
January	712	712	697
February	923	879	807
March	1,033	995	949
April	1,055	1,039	
May	1,055	1,039	
June	1,055	1,039	

QUALITY (rolling 12 month period)

	Contract Quantity	Contract Base Number	Contract *	Area Team	Region	England
% of all assessments that were assess and fit appliances (case starts)	44	136	32.4%	44.8%	57.8%	60.1%
% of all assessments that were assess and refuse	9	136	6.6%	8.7%	11.2%	11.3%
% of all assessments that were assess and review	83	136	61.0%	46.5%	31.0%	28.6%
% of case starts with a reported IOTN of 3 and Aesthetic Component of 5 or below	0	44	<i>N/A</i>	0.1%	0.1%	0.1%
% of case starts with a reported IOTN of 3 and Aesthetic Component of 6 or above	0	44	<i>N/A</i>	2.4%	4.1%	4.1%
% of case starts with a reported IOTN of 4	42	44	95.5%	78.3%	76.4%	77.7%
% of case starts with a reported IOTN of 5	2	44	4.5%	17.1%	17.7%	16.8 %
% of concluded courses in receipt of dual-arch fixed appliances	11	44	25.0%	70.9%	69.8%	73.8%
% of concluded courses where treatment was abandoned or discontinued	5	44	11.4%	9.2%	8.3%	7.0%
% of patients satisfied with the treatment they have received	2	2	100.0%	95.7%	96.6%	96.0%

* Figures in italics indicate that the base number is less than 100.

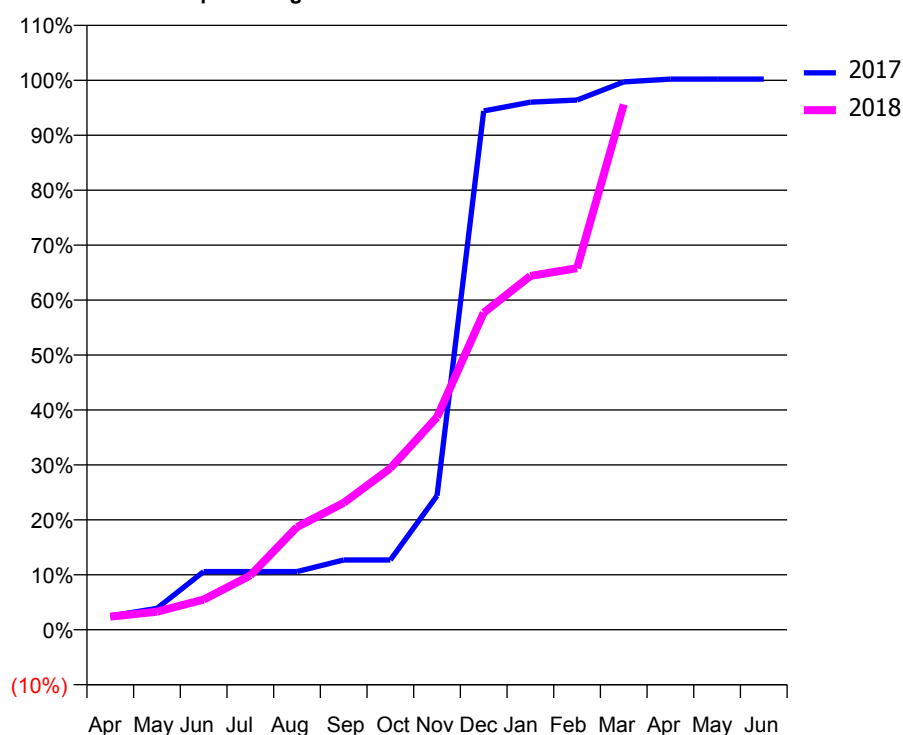
Q55 - Vital Signs Orthodontic At a Glance Contract Report for 361054/0001 - March 2018

Name or company name	MISS CL WILLIAMS	17/18 Contracted general activity (UDA)	0
Contract type name	PDS Contract	Carry forward general activity (UDA)	0
Purpose of contract	Orthodontic	17/18 Contracted orthodontic activity (UOA)	1,000
Contract start date	01/04/2012	Carry forward orthodontic activity (UOA)	-2
Contract end date	31/03/2019	Baseline contract value	£57,476.04

ACCESS	Contract	England and Wales
24 month ratio of assessments to patient IDs	1.02	1.04

ACTIVITY	Contract
Contract assess and fit appliances (case starts) as a percentage of Area Team case starts	0.7 %

Cumulative percentage of contracted UOA delivered 2017 & 2018



Month	Adjusted Scheduled Activity (UOA)		
	2016	2017	2018
April	-7	25	24
May	79	39	33
June	124	106	55
July	198	106	99
August	252	106	187
September	498	127	231
October	633	127	294
November	748	244	387
December	993	944	577
January	996	960	644
February	1,003	964	658
March	1,021	997	956
April	1,026	1,002	
May	1,026	1,002	
June	1,026	1,002	

QUALITY (rolling 12 month period)

	Contract Quantity	Contract Base Number	Contract *	Area Team	Region	England
% of all assessments that were assess and fit appliances (case starts)	44	100	44.0%	44.8%	57.8%	60.1%
% of all assessments that were assess and refuse	10	100	10.0%	8.7%	11.2%	11.3%
% of all assessments that were assess and review	46	100	46.0%	46.5%	31.0%	28.6%
% of case starts with a reported IOTN of 3 and Aesthetic Component of 5 or below	0	44	<i>N/A</i>	0.1%	0.1%	0.1%
% of case starts with a reported IOTN of 3 and Aesthetic Component of 6 or above	0	44	<i>N/A</i>	2.4%	4.1%	4.1%
% of case starts with a reported IOTN of 4	34	44	77.3%	78.3%	76.4%	77.7%
% of case starts with a reported IOTN of 5	9	44	20.5%	17.1%	17.7%	16.8 %
% of concluded courses in receipt of dual-arch fixed appliances	4	48	8.3%	70.9%	69.8%	73.8%
% of concluded courses where treatment was abandoned or discontinued	5	48	10.4%	9.2%	8.3%	7.0%
% of patients satisfied with the treatment they have received	2	2	100.0%	95.7%	96.6%	96.0%

* Figures in italics indicate that the base number is less than 100.

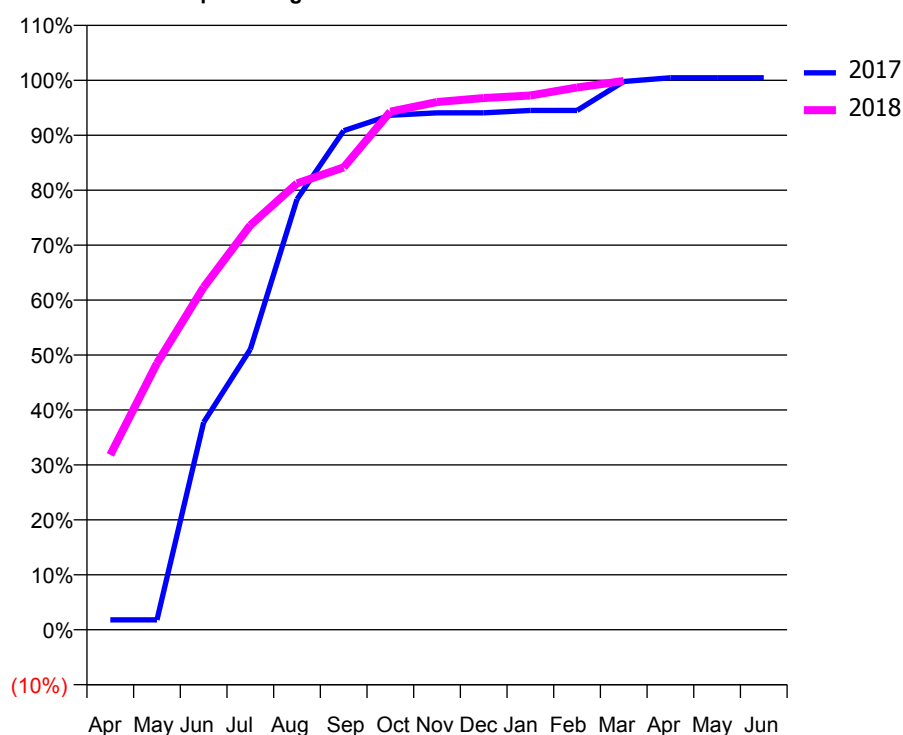
Q55 - Vital Signs Orthodontic At a Glance Contract Report for 638900/0001 - March 2018

Name or company name	MR RM SKEGGS	17/18 Contracted general activity (UDA)	0
Contract type name	PDS Contract	Carry forward general activity (UDA)	0
Purpose of contract	Orthodontic	17/18 Contracted orthodontic activity (UOA)	8,746
Contract start date	06/10/2007	Carry forward orthodontic activity (UOA)	-44
Contract end date	31/03/2019	Baseline contract value	£588,385.12

ACCESS	Contract	England and Wales
24 month ratio of assessments to patient IDs	1.00	1.04

ACTIVITY	Contract
Contract assess and fit appliances (case starts) as a percentage of Area Team case starts	6.4 %

Cumulative percentage of contracted UOA delivered 2017 & 2018



Month	Adjusted Scheduled Activity (UOA)		
	2016	2017	2018
April	562	175	2,784
May	2,564	175	4,242
June	4,009	3,667	5,451
July	4,941	4,959	6,438
August	5,167	7,609	7,105
September	6,628	8,821	7,359
October	7,137	9,094	8,247
November	7,924	9,137	8,399
December	8,412	9,137	8,462
January	8,540	9,179	8,504
February	8,645	9,179	8,630
March	8,897	9,691	8,735
April	8,918	9,756	
May	8,918	9,756	
June	8,918	9,756	

QUALITY (rolling 12 month period)

	Contract Quantity	Contract Base Number	Contract *	Area Team	Region	England
% of all assessments that were assess and fit appliances (case starts)	412	595	69.2%	44.8%	57.8%	60.1%
% of all assessments that were assess and refuse	95	595	16.0%	8.7%	11.2%	11.3%
% of all assessments that were assess and review	88	595	14.8%	46.5%	31.0%	28.6%
% of case starts with a reported IOTN of 3 and Aesthetic Component of 5 or below	1	412	0.2%	0.1%	0.1%	0.1%
% of case starts with a reported IOTN of 3 and Aesthetic Component of 6 or above	14	412	3.4%	2.4%	4.1%	4.1%
% of case starts with a reported IOTN of 4	316	412	76.7%	78.3%	76.4%	77.7%
% of case starts with a reported IOTN of 5	79	412	19.2%	17.1%	17.7%	16.8 %
% of concluded courses in receipt of dual-arch fixed appliances	353	456	77.4%	70.9%	69.8%	73.8%
% of concluded courses where treatment was abandoned or discontinued	94	456	20.6%	9.2%	8.3%	7.0%
% of patients satisfied with the treatment they have received	10	12	83.3%	95.7%	96.6%	96.0%

* Figures in italics indicate that the base number is less than 100.

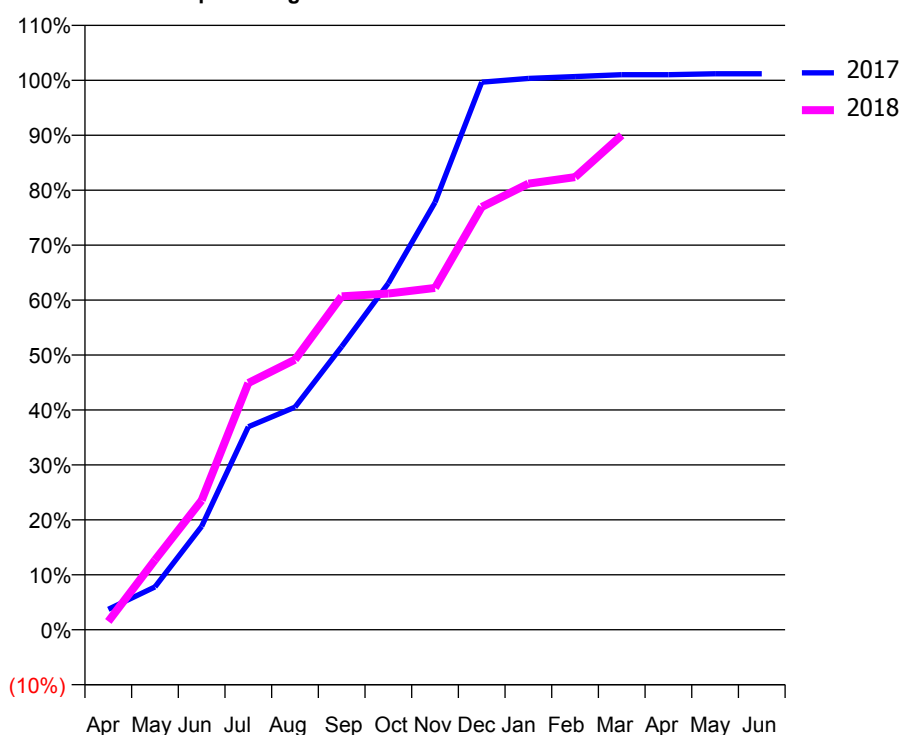
Q55 - Vital Signs Orthodontic At a Glance Contract Report for 653861/0001 - March 2018

Name or company name	MR AF CHALMERS	17/18 Contracted general activity (UDA)	15,500
Contract type name	GDS Contract	Carry forward general activity (UDA)	482
Purpose of contract	General and Orthodontic	17/18 Contracted orthodontic activity (UOA)	590
Contract start date	01/04/2006	Carry forward orthodontic activity (UOA)	-7
Contract end date		Baseline contract value	£460,661.75

ACCESS	Contract	England and Wales
24 month ratio of assessments to patient IDs	1.03	1.04

ACTIVITY	Contract
Contract assess and fit appliances (case starts) as a percentage of Area Team case starts	0.4 %

Cumulative percentage of contracted UOA delivered 2017 & 2018



Month	Adjusted Scheduled Activity (UOA)		
	2016	2017	2018
April	1	22	9
May	3	46	75
June	67	111	139
July	173	218	265
August	216	239	290
September	217	304	358
October	221	372	361
November	246	459	367
December	351	588	454
January	352	592	479
February	377	594	486
March	485	596	531
April	528	596	
May	528	597	
June	528	597	

QUALITY (rolling 12 month period)

	Contract Quantity	Contract Base Number	Contract *	Area Team	Region	England
% of all assessments that were assess and fit appliances (case starts)	23	66	34.8%	44.8%	57.8%	60.1%
% of all assessments that were assess and refuse	14	66	21.2%	8.7%	11.2%	11.3%
% of all assessments that were assess and review	29	66	43.9%	46.5%	31.0%	28.6%
% of case starts with a reported IOTN of 3 and Aesthetic Component of 5 or below	0	23	<i>N/A</i>	0.1%	0.1%	0.1%
% of case starts with a reported IOTN of 3 and Aesthetic Component of 6 or above	1	23	4.3%	2.4%	4.1%	4.1%
% of case starts with a reported IOTN of 4	14	23	60.9%	78.3%	76.4%	77.7%
% of case starts with a reported IOTN of 5	8	23	34.8%	17.1%	17.7%	16.8 %
% of concluded courses in receipt of dual-arch fixed appliances	0	23	<i>N/A</i>	70.9%	69.8%	73.8%
% of concluded courses where treatment was abandoned or discontinued	2	23	8.7%	9.2%	8.3%	7.0%
% of patients satisfied with the treatment they have received	2	2	100.0%	95.7%	96.6%	96.0%

* Figures in italics indicate that the base number is less than 100.

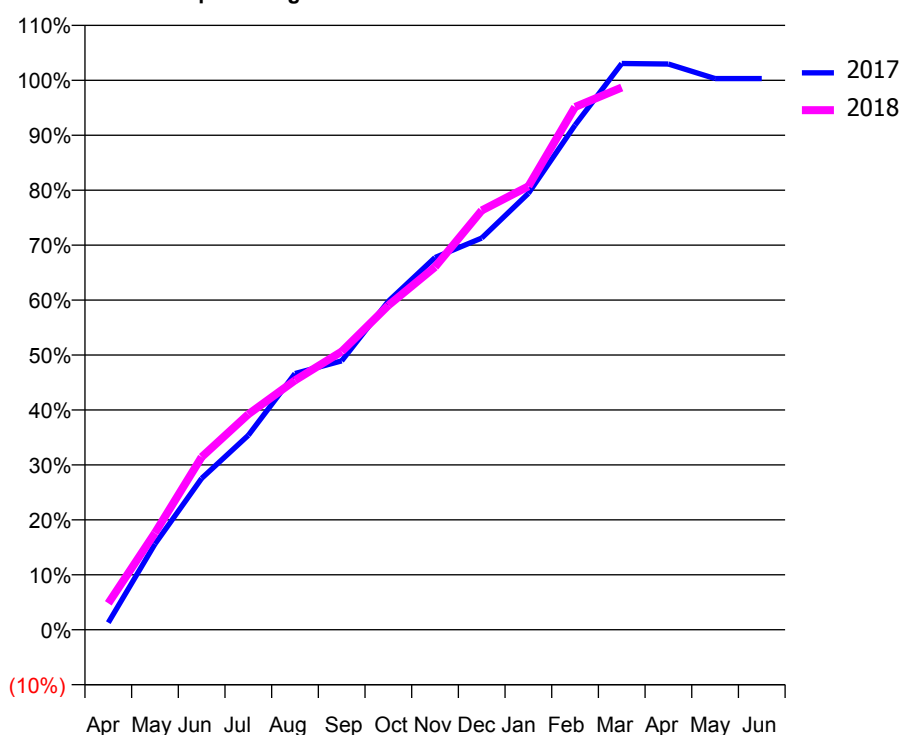
Q55 - Vital Signs Orthodontic At a Glance Contract Report for 657247/0001 - March 2018

Name or company name	MR RV PATEL	17/18 Contracted general activity (UDA)	0
Contract type name	PDS Contract	Carry forward general activity (UDA)	0
Purpose of contract	Orthodontic	17/18 Contracted orthodontic activity (UOA)	6,920
Contract start date	01/04/2006	Carry forward orthodontic activity (UOA)	-28
Contract end date	31/03/2019	Baseline contract value	£429,878.84

ACCESS	Contract	England and Wales
24 month ratio of assessments to patient IDs	1.00	1.04

ACTIVITY	Contract
Contract assess and fit appliances (case starts) as a percentage of Area Team case starts	4.9 %

Cumulative percentage of contracted UOA delivered 2017 & 2018



Month	Adjusted Scheduled Activity (UOA)		
	2016	2017	2018
April	3	117	333
May	90	1,396	1,220
June	1,624	2,462	2,176
July	2,766	3,162	2,715
August	2,962	4,167	3,141
September	3,712	4,373	3,504
October	3,959	5,343	4,085
November	4,783	6,054	4,569
December	5,535	6,371	5,281
January	6,190	7,096	5,584
February	6,869	8,207	6,583
March	6,970	9,209	6,829
April	7,037	9,199	
May	7,037	8,964	
June	7,037	8,964	

QUALITY (rolling 12 month period)

	Contract Quantity	Contract Base Number	Contract *	Area Team	Region	England
% of all assessments that were assess and fit appliances (case starts)	313	776	40.3%	44.8%	57.8%	60.1%
% of all assessments that were assess and refuse	44	776	5.7%	8.7%	11.2%	11.3%
% of all assessments that were assess and review	419	776	54.0%	46.5%	31.0%	28.6%
% of case starts with a reported IOTN of 3 and Aesthetic Component of 5 or below	0	313	N/A	0.1%	0.1%	0.1%
% of case starts with a reported IOTN of 3 and Aesthetic Component of 6 or above	10	313	3.2%	2.4%	4.1%	4.1%
% of case starts with a reported IOTN of 4	263	313	84.0%	78.3%	76.4%	77.7%
% of case starts with a reported IOTN of 5	40	313	12.8%	17.1%	17.7%	16.8 %
% of concluded courses in receipt of dual-arch fixed appliances	334	356	93.8%	70.9%	69.8%	73.8%
% of concluded courses where treatment was abandoned or discontinued	13	356	3.7%	9.2%	8.3%	7.0%
% of patients satisfied with the treatment they have received	7	7	100.0%	95.7%	96.6%	96.0%

* Figures in italics indicate that the base number is less than 100.

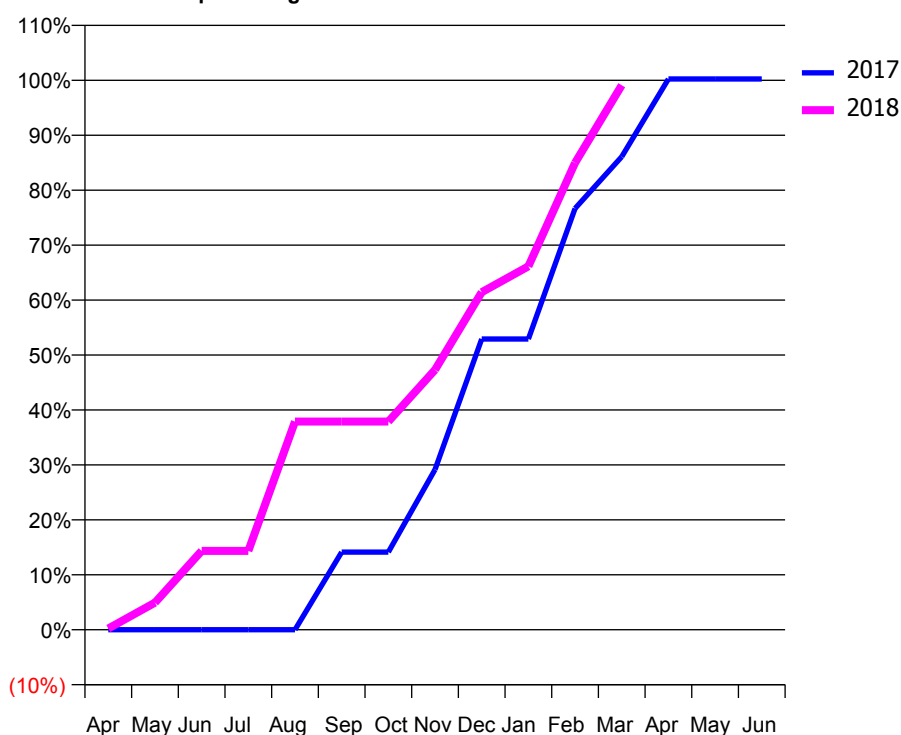
Q55 - Vital Signs Orthodontic At a Glance Contract Report for 729388/0001 - March 2018

Name or company name	MR JP WARD	17/18 Contracted general activity (UDA)	1,628
Contract type name	GDS Contract	Carry forward general activity (UDA)	43
Purpose of contract	General and Orthodontic	17/18 Contracted orthodontic activity (UOA)	446
Contract start date	01/04/2006	Carry forward orthodontic activity (UOA)	-1
Contract end date		Baseline contract value	£72,602.71

ACCESS	Contract	England and Wales
24 month ratio of assessments to patient IDs	1.00	1.04

ACTIVITY	Contract
Contract assess and fit appliances (case starts) as a percentage of Area Team case starts	0.4 %

Cumulative percentage of contracted UOA delivered 2017 & 2018



Month	Adjusted Scheduled Activity (UOA)		
	2016	2017	2018
April	-9	0	1
May	-8	0	22
June	-8	0	64
July	56	0	64
August	56	0	169
September	56	63	169
October	56	63	169
November	119	130	211
December	161	236	274
January	161	236	295
February	266	342	379
March	292	384	442
April	334	447	
May	376	447	
June	376	447	

QUALITY (rolling 12 month period)

	Contract Quantity	Contract Base Number	Contract *	Area Team	Region	England
% of all assessments that were assess and fit appliances (case starts)	24	24	100.0%	44.8%	57.8%	60.1%
% of all assessments that were assess and refuse	0	24	0.0%	8.7%	11.2%	11.3%
% of all assessments that were assess and review	0	24	0.0%	46.5%	31.0%	28.6%
% of case starts with a reported IOTN of 3 and Aesthetic Component of 5 or below	0	24	N/A	0.1%	0.1%	0.1%
% of case starts with a reported IOTN of 3 and Aesthetic Component of 6 or above	2	24	8.3%	2.4%	4.1%	4.1%
% of case starts with a reported IOTN of 4	13	24	54.2%	78.3%	76.4%	77.7%
% of case starts with a reported IOTN of 5	9	24	37.5%	17.1%	17.7%	16.8 %
% of concluded courses in receipt of dual-arch fixed appliances	11	11	100.0%	70.9%	69.8%	73.8%
% of concluded courses where treatment was abandoned or discontinued	0	11	0.0%	9.2%	8.3%	7.0%
% of patients satisfied with the treatment they have received	0	0	N/A	95.7%	96.6%	96.0%

* Figures in italics indicate that the base number is less than 100.

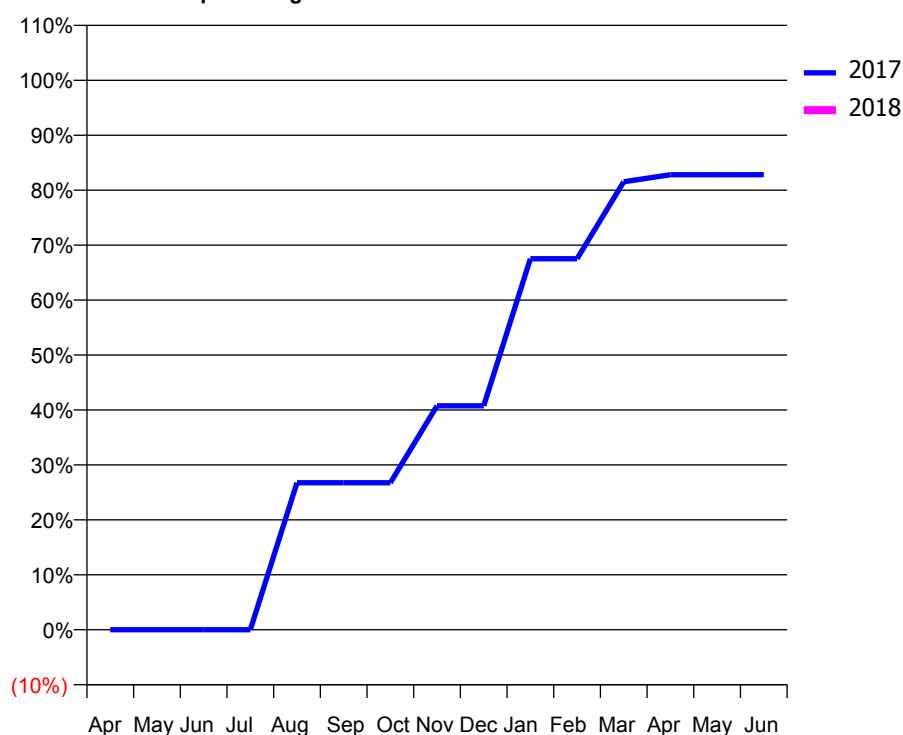
Q55 - Vital Signs Orthodontic At a Glance Contract Report for 741620/0001 - March 2018

Name or company name	MR NC ROSENBAUM	17/18 Contracted general activity (UDA)	0
Contract type name	PDS Contract	Carry forward general activity (UDA)	0
Purpose of contract	Orthodontic	17/18 Contracted orthodontic activity (UOA)	0
Contract start date	01/04/2006	Carry forward orthodontic activity (UOA)	0
Contract end date	31/03/2018	Baseline contract value	£1.01

ACCESS	Contract	England and Wales
24 month ratio of assessments to patient IDs	1.00	1.04

ACTIVITY	Contract
Contract assess and fit appliances (case starts) as a percentage of Area Team case starts	0.0 %

Cumulative percentage of contracted UOA delivered 2017 & 2018



Month	Adjusted Scheduled Activity (UOA)		
	2016	2017	2018
April	0	0	0
May	21	0	0
June	42	0	0
July	63	0	1
August	63	42	1
September	63	42	1
October	84	42	1
November	84	64	1
December	84	64	1
January	84	106	1
February	84	106	1
March	84	128	1
April	84	130	
May	84	130	
June	84	130	

QUALITY (rolling 12 month period)

	Contract Quantity	Contract Base Number	Contract *	Area Team	Region	England
% of all assessments that were assess and fit appliances (case starts)	3	6	50.0%	44.8%	57.8%	60.1%
% of all assessments that were assess and refuse	1	6	16.7%	8.7%	11.2%	11.3%
% of all assessments that were assess and review	2	6	33.3%	46.5%	31.0%	28.6%
% of case starts with a reported IOTN of 3 and Aesthetic Component of 5 or below	0	3	N/A	0.1%	0.1%	0.1%
% of case starts with a reported IOTN of 3 and Aesthetic Component of 6 or above	0	3	N/A	2.4%	4.1%	4.1%
% of case starts with a reported IOTN of 4	0	3	N/A	78.3%	76.4%	77.7%
% of case starts with a reported IOTN of 5	0	3	N/A	17.1%	17.7%	16.8 %
% of concluded courses in receipt of dual-arch fixed appliances	0	8	N/A	70.9%	69.8%	73.8%
% of concluded courses where treatment was abandoned or discontinued	2	8	25.0%	9.2%	8.3%	7.0%
% of patients satisfied with the treatment they have received	0	0	N/A	95.7%	96.6%	96.0%

* Figures in italics indicate that the base number is less than 100.

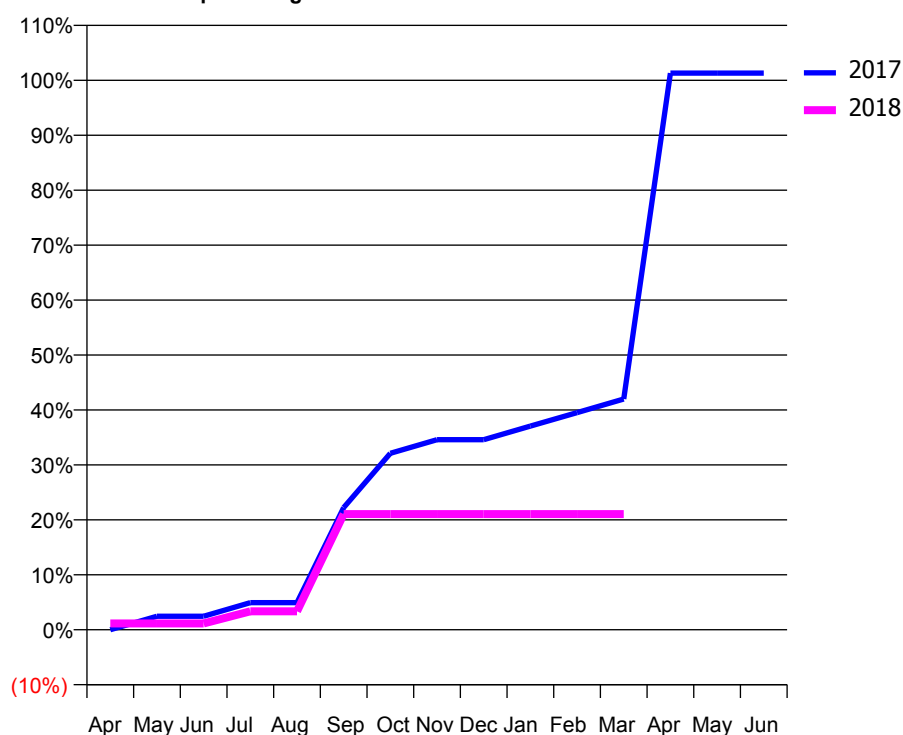
Q55 - Vital Signs Orthodontic At a Glance Contract Report for 746436/0002 - March 2018

Name or company name	MR MN BURTON	17/18 Contracted general activity (UDA)	0
Contract type name	GDS Contract	Carry forward general activity (UDA)	0
Purpose of contract	Orthodontic	17/18 Contracted orthodontic activity (UOA)	950
Contract start date	01/04/2006	Carry forward orthodontic activity (UOA)	-11
Contract end date		Baseline contract value	£62,309.42

ACCESS	Contract	England and Wales
24 month ratio of assessments to patient IDs	1.00	1.04

ACTIVITY	Contract
Contract assess and fit appliances (case starts) as a percentage of Area Team case starts	0.5 %

Cumulative percentage of contracted UOA delivered 2017 & 2018



Month	Adjusted Scheduled Activity (UOA)		
	2016	2017	2018
April	-31	0	11
May	-31	21	11
June	-31	21	11
July	-31	42	32
August	-31	42	32
September	-30	189	200
October	-30	273	200
November	285	294	200
December	285	294	200
January	285	315	200
February	285	336	200
March	285	357	200
April	810	861	
May	810	861	
June	810	861	

QUALITY (rolling 12 month period)

	Contract Quantity	Contract Base Number	Contract *	Area Team	Region	England
% of all assessments that were assess and fit appliances (case starts)	33	33	100.0%	44.8%	57.8%	60.1%
% of all assessments that were assess and refuse	0	33	0.0%	8.7%	11.2%	11.3%
% of all assessments that were assess and review	0	33	0.0%	46.5%	31.0%	28.6%
% of case starts with a reported IOTN of 3 and Aesthetic Component of 5 or below	0	33	N/A	0.1%	0.1%	0.1%
% of case starts with a reported IOTN of 3 and Aesthetic Component of 6 or above	0	33	N/A	2.4%	4.1%	4.1%
% of case starts with a reported IOTN of 4	32	33	97.0%	78.3%	76.4%	77.7%
% of case starts with a reported IOTN of 5	1	33	3.0%	17.1%	17.7%	16.8 %
% of concluded courses in receipt of dual-arch fixed appliances	9	10	90.0%	70.9%	69.8%	73.8%
% of concluded courses where treatment was abandoned or discontinued	0	10	0.0%	9.2%	8.3%	7.0%
% of patients satisfied with the treatment they have received	3	3	100.0%	95.7%	96.6%	96.0%

* Figures in italics indicate that the base number is less than 100.

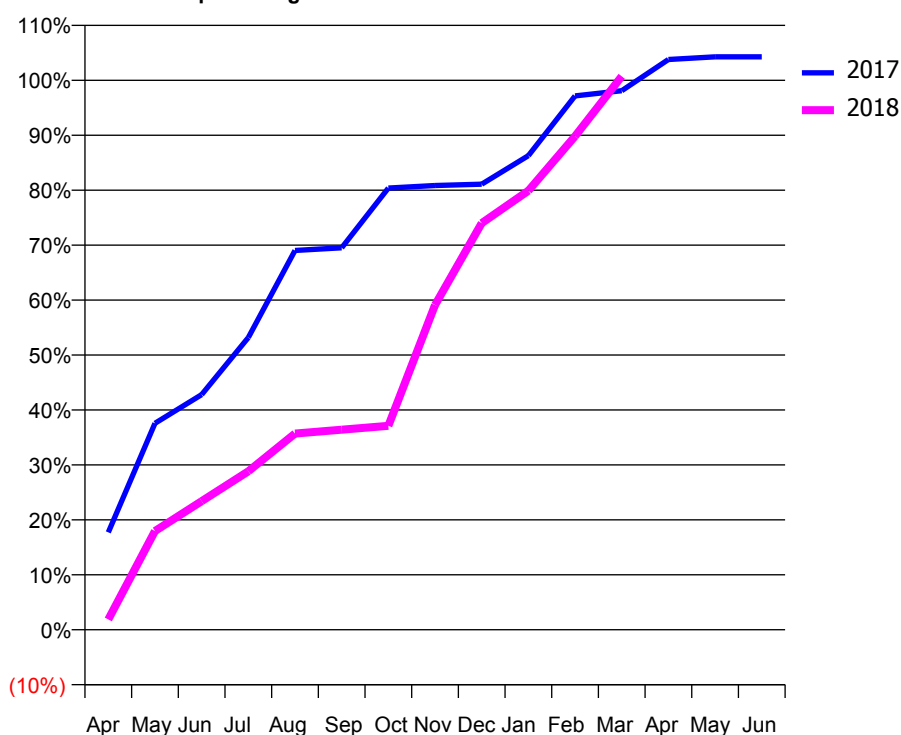
Q55 - Vital Signs Orthodontic At a Glance Contract Report for 813842/0002 - March 2018

Name or company name	MR DA DUNNING	17/18 Contracted general activity (UDA)	2,012
Contract type name	GDS Contract	Carry forward general activity (UDA)	26
Purpose of contract	General and Orthodontic	17/18 Contracted orthodontic activity (UOA)	423
Contract start date	01/04/2006	Carry forward orthodontic activity (UOA)	-8
Contract end date		Baseline contract value	£72,036.75

ACCESS	Contract	England and Wales
24 month ratio of assessments to patient IDs	1.21	1.04

ACTIVITY	Contract
Contract assess and fit appliances (case starts) as a percentage of Area Team case starts	0.3 %

Cumulative percentage of contracted UOA delivered 2017 & 2018



Month	Adjusted Scheduled Activity (UOA)		
	2016	2017	2018
April	8	75	8
May	92	159	76
June	115	181	99
July	222	225	122
August	244	292	151
September	271	294	154
October	273	340	157
November	298	342	250
December	322	343	313
January	325	365	338
February	371	411	380
March	414	415	426
April	414	439	
May	414	441	
June	414	441	

QUALITY (rolling 12 month period)

	Contract Quantity	Contract Base Number	Contract *	Area Team	Region	England
% of all assessments that were assess and fit appliances (case starts)	19	64	29.7%	44.8%	57.8%	60.1%
% of all assessments that were assess and refuse	0	64	0.0%	8.7%	11.2%	11.3%
% of all assessments that were assess and review	45	64	70.3%	46.5%	31.0%	28.6%
% of case starts with a reported IOTN of 3 and Aesthetic Component of 5 or below	0	19	N/A	0.1%	0.1%	0.1%
% of case starts with a reported IOTN of 3 and Aesthetic Component of 6 or above	0	19	N/A	2.4%	4.1%	4.1%
% of case starts with a reported IOTN of 4	9	19	47.4%	78.3%	76.4%	77.7%
% of case starts with a reported IOTN of 5	10	19	52.6%	17.1%	17.7%	16.8 %
% of concluded courses in receipt of dual-arch fixed appliances	10	15	66.7%	70.9%	69.8%	73.8%
% of concluded courses where treatment was abandoned or discontinued	1	15	6.7%	9.2%	8.3%	7.0%
% of patients satisfied with the treatment they have received	0	0	N/A	95.7%	96.6%	96.0%

* Figures in italics indicate that the base number is less than 100.

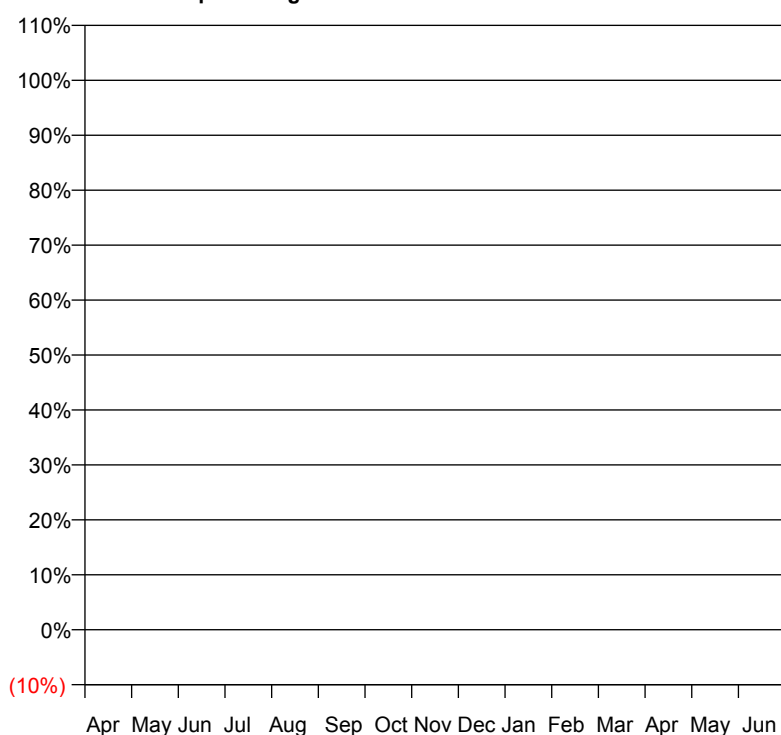
Q55 - Vital Signs Orthodontic At a Glance Contract Report for 825050/0001 - March 2018

Name or company name	MR LS MASTERSON	17/18 Contracted general activity (UDA)	18,209
Contract type name	GDS Contract	Carry forward general activity (UDA)	0
Purpose of contract	General	17/18 Contracted orthodontic activity (UOA)	0
Contract start date	01/04/2006	Carry forward orthodontic activity (UOA)	0
Contract end date		Baseline contract value	£435,858.17

ACCESS	Contract	England and Wales
24 month ratio of assessments to patient IDs	1.00	1.04

ACTIVITY	Contract
Contract assess and fit appliances (case starts) as a percentage of Area Team case starts	0.0 %

Cumulative percentage of contracted UOA delivered 2017 & 2018



Month	Adjusted Scheduled Activity (UOA)		
	2016	2017	2018
April	0	0	0
May	0	0	1
June	0	0	1
July	0	0	1
August	0	0	1
September	0	0	1
October	0	0	1
November	0	0	1
December	0	0	22
January	0	0	23
February	0	0	48
March	0	0	69
April	0	0	
May	0	0	
June	0	0	

QUALITY (rolling 12 month period)

	Contract Quantity	Contract Base Number	Contract *	Area Team	Region	England
% of all assessments that were assess and fit appliances (case starts)	3	9	33.3%	44.8%	57.8%	60.1%
% of all assessments that were assess and refuse	0	9	0.0%	8.7%	11.2%	11.3%
% of all assessments that were assess and review	6	9	66.7%	46.5%	31.0%	28.6%
% of case starts with a reported IOTN of 3 and Aesthetic Component of 5 or below	0	3	N/A	0.1%	0.1%	0.1%
% of case starts with a reported IOTN of 3 and Aesthetic Component of 6 or above	0	3	N/A	2.4%	4.1%	4.1%
% of case starts with a reported IOTN of 4	3	3	100.0%	78.3%	76.4%	77.7%
% of case starts with a reported IOTN of 5	0	3	N/A	17.1%	17.7%	16.8 %
% of concluded courses in receipt of dual-arch fixed appliances	0	0	N/A	70.9%	69.8%	73.8%
% of concluded courses where treatment was abandoned or discontinued	0	0	N/A	9.2%	8.3%	7.0%
% of patients satisfied with the treatment they have received	0	0	N/A	95.7%	96.6%	96.0%

* Figures in italics indicate that the base number is less than 100.

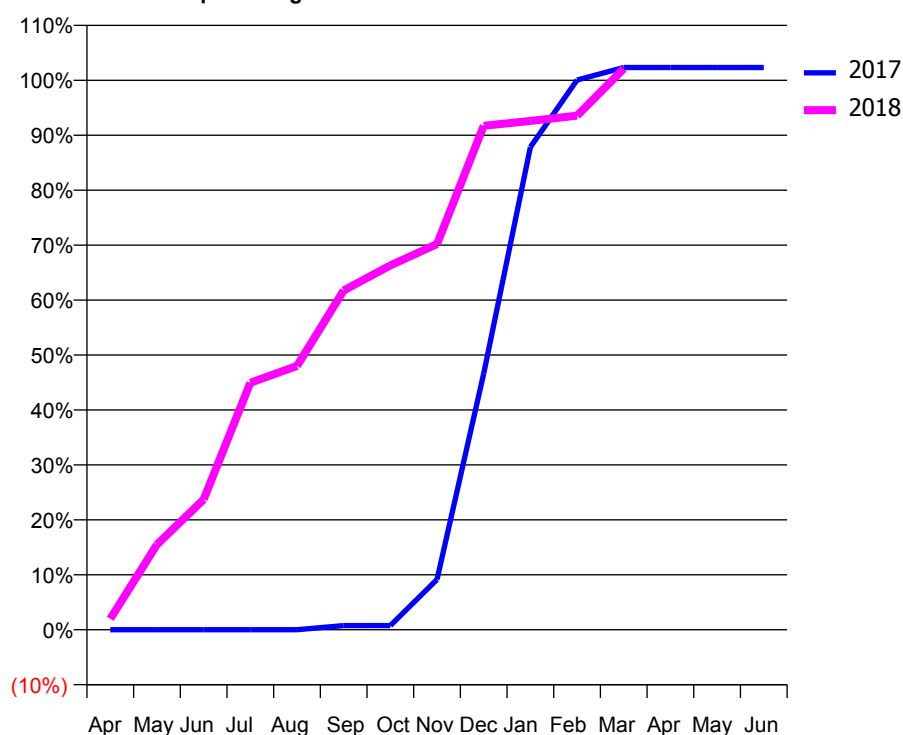
Q55 - Vital Signs Orthodontic At a Glance Contract Report for 825050/0002 - March 2018

Name or company name	MR LS MASTERSON	17/18 Contracted general activity (UDA)	0
Contract type name	GDS Contract	Carry forward general activity (UDA)	0
Purpose of contract	General and Orthodontic	17/18 Contracted orthodontic activity (UOA)	2,752
Contract start date	01/04/2006	Carry forward orthodontic activity (UOA)	-55
Contract end date		Baseline contract value	£174,394.46

ACCESS	Contract	England and Wales
24 month ratio of assessments to patient IDs	1.03	1.04

ACTIVITY	Contract
Contract assess and fit appliances (case starts) as a percentage of Area Team case starts	2.0 %

Cumulative percentage of contracted UOA delivered 2017 & 2018



Month	Adjusted Scheduled Activity (UOA)		
	2016	2017	2018
April	84	0	55
May	315	0	427
June	926	0	653
July	1,390	0	1,237
August	1,642	0	1,321
September	1,999	21	1,699
October	2,587	21	1,825
November	2,818	252	1,932
December	3,072	1,283	2,524
January	3,135	2,417	2,548
February	3,135	2,753	2,575
March	3,135	2,816	2,810
April	3,135	2,816	
May	3,135	2,816	
June	3,135	2,816	

QUALITY (rolling 12 month period)	Contract Quantity	Contract Base Number	Contract *	Area Team	Region	England
% of all assessments that were assess and fit appliances (case starts)	128	210	61.0%	44.8%	57.8%	60.1%
% of all assessments that were assess and refuse	20	210	9.5%	8.7%	11.2%	11.3%
% of all assessments that were assess and review	62	210	29.5%	46.5%	31.0%	28.6%
% of case starts with a reported IOTN of 3 and Aesthetic Component of 5 or below	0	128	N/A	0.1%	0.1%	0.1%
% of case starts with a reported IOTN of 3 and Aesthetic Component of 6 or above	0	128	N/A	2.4%	4.1%	4.1%
% of case starts with a reported IOTN of 4	106	128	82.8%	78.3%	76.4%	77.7%
% of case starts with a reported IOTN of 5	19	128	14.8%	17.1%	17.7%	16.8 %
% of concluded courses in receipt of dual-arch fixed appliances	113	118	95.8%	70.9%	69.8%	73.8%
% of concluded courses where treatment was abandoned or discontinued	2	118	1.7%	9.2%	8.3%	7.0%
% of patients satisfied with the treatment they have received	9	9	100.0%	95.7%	96.6%	96.0%

* Figures in italics indicate that the base number is less than 100.

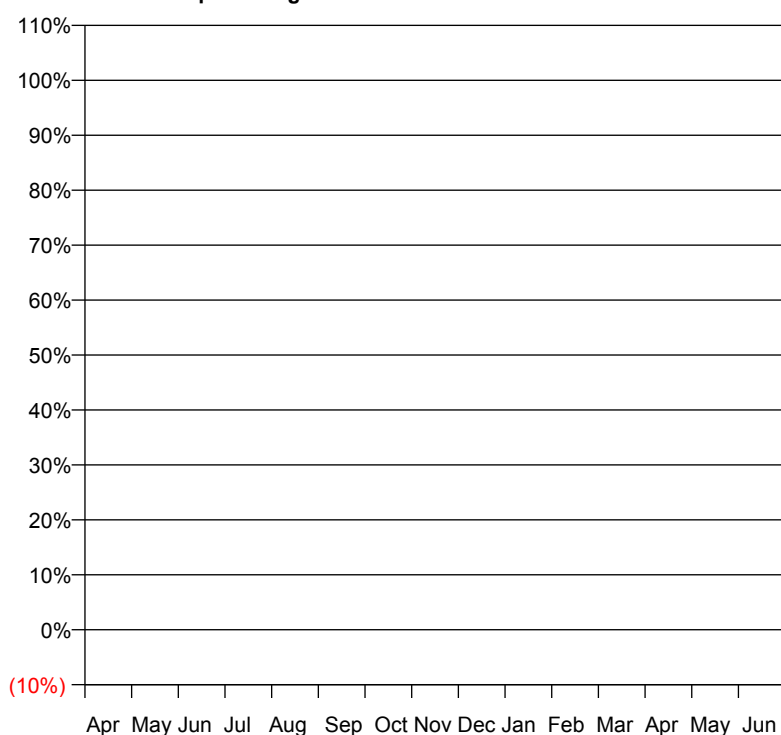
Q55 - Vital Signs Orthodontic At a Glance Contract Report for 833517/0001 - March 2018

Name or company name	MISS NS FRY	17/18 Contracted general activity (UDA)	8,960
Contract type name	GDS Contract	Carry forward general activity (UDA)	0
Purpose of contract	General	17/18 Contracted orthodontic activity (UOA)	0
Contract start date	01/04/2006	Carry forward orthodontic activity (UOA)	0
Contract end date		Baseline contract value	£205,522.11

ACCESS	Contract	England and Wales
24 month ratio of assessments to patient IDs	1.00	1.04

ACTIVITY	Contract
Contract assess and fit appliances (case starts) as a percentage of Area Team case starts	0.0 %

Cumulative percentage of contracted UOA delivered 2017 & 2018



— 2017
— 2018

Month	Adjusted Scheduled Activity (UOA)		
	2016	2017	2018
April	17	0	0
May	41	0	1
June	42	1	1
July	47	1	1
August	49	2	1
September	54	2	3
October	54	2	6
November	265	2	6
December	268	2	6
January	479	2	6
February	479	2	6
March	479	2	6
April	479	2	
May	479	2	
June	479	2	

QUALITY (rolling 12 month period)

	Contract Quantity	Contract Base Number	Contract *	Area Team	Region	England
% of all assessments that were assess and fit appliances (case starts)	0	6	0.0%	44.8%	57.8%	60.1%
% of all assessments that were assess and refuse	0	6	0.0%	8.7%	11.2%	11.3%
% of all assessments that were assess and review	6	6	100.0%	46.5%	31.0%	28.6%
% of case starts with a reported IOTN of 3 and Aesthetic Component of 5 or below	0	0	N/A	0.1%	0.1%	0.1%
% of case starts with a reported IOTN of 3 and Aesthetic Component of 6 or above	0	0	N/A	2.4%	4.1%	4.1%
% of case starts with a reported IOTN of 4	0	0	N/A	78.3%	76.4%	77.7%
% of case starts with a reported IOTN of 5	0	0	N/A	17.1%	17.7%	16.8 %
% of concluded courses in receipt of dual-arch fixed appliances	0	26	N/A	70.9%	69.8%	73.8%
% of concluded courses where treatment was abandoned or discontinued	1	26	3.8%	9.2%	8.3%	7.0%
% of patients satisfied with the treatment they have received	0	0	N/A	95.7%	96.6%	96.0%

* Figures in italics indicate that the base number is less than 100.

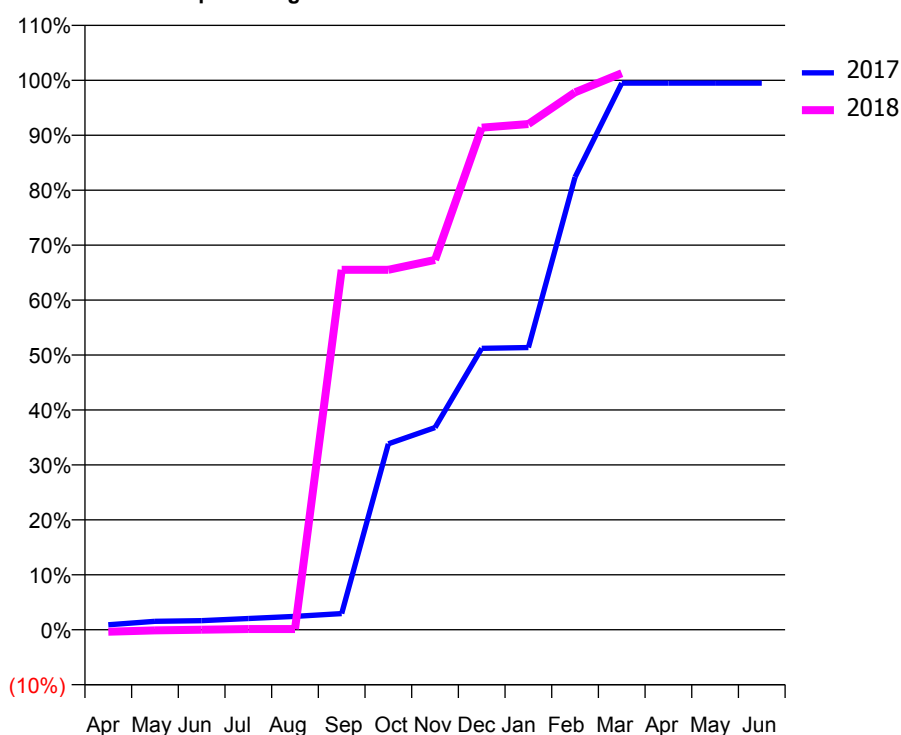
Q55 - Vital Signs Orthodontic At a Glance Contract Report for 833517/0002 - March 2018

Name or company name	MISS NS FRY	17/18 Contracted general activity (UDA)	0
Contract type name	GDS Contract	Carry forward general activity (UDA)	0
Purpose of contract	Orthodontic	17/18 Contracted orthodontic activity (UOA)	777
Contract start date	01/04/2015	Carry forward orthodontic activity (UOA)	4
Contract end date		Baseline contract value	£50,903.99

ACCESS	Contract	England and Wales
24 month ratio of assessments to patient IDs	1.02	1.04

ACTIVITY	Contract
Contract assess and fit appliances (case starts) as a percentage of Area Team case starts	0.6 %

Cumulative percentage of contracted UOA delivered 2017 & 2018



Month	Adjusted Scheduled Activity (UOA)		
	2016	2017	2018
April	0	7	-3
May	0	12	-1
June	0	13	0
July	0	16	1
August	0	19	1
September	0	23	509
October	0	263	509
November	0	286	523
December	0	398	710
January	0	399	715
February	0	640	760
March	323	773	787
April	365	773	
May	365	773	
June	365	773	

QUALITY (rolling 12 month period)	Contract Quantity	Contract Base Number	Contract *	Area Team	Region	England
% of all assessments that were assess and fit appliances (case starts)	36	92	39.1%	44.8%	57.8%	60.1%
% of all assessments that were assess and refuse	23	92	25.0%	8.7%	11.2%	11.3%
% of all assessments that were assess and review	33	92	35.9%	46.5%	31.0%	28.6%
% of case starts with a reported IOTN of 3 and Aesthetic Component of 5 or below	0	36	<i>N/A</i>	0.1%	0.1%	0.1%
% of case starts with a reported IOTN of 3 and Aesthetic Component of 6 or above	0	36	<i>N/A</i>	2.4%	4.1%	4.1%
% of case starts with a reported IOTN of 4	32	36	88.9%	78.3%	76.4%	77.7%
% of case starts with a reported IOTN of 5	4	36	11.1%	17.1%	17.7%	16.8 %
% of concluded courses in receipt of dual-arch fixed appliances	0	16	<i>N/A</i>	70.9%	69.8%	73.8%
% of concluded courses where treatment was abandoned or discontinued	2	16	12.5%	9.2%	8.3%	7.0%
% of patients satisfied with the treatment they have received	1	1	100.0%	95.7%	96.6%	96.0%

* Figures in italics indicate that the base number is less than 100.

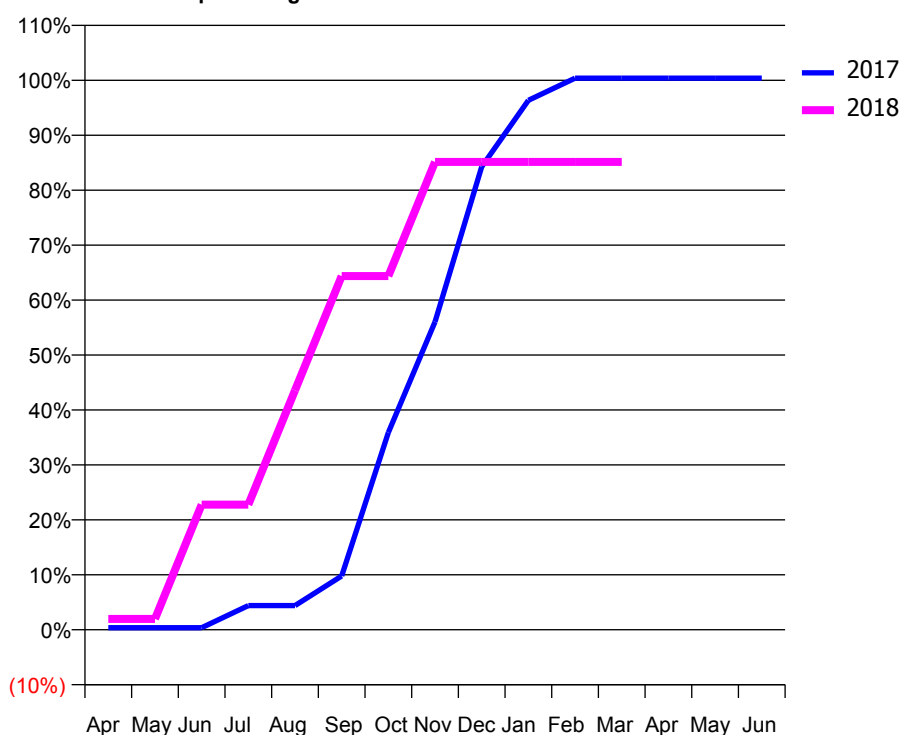
Q55 - Vital Signs Orthodontic At a Glance Contract Report for 931136/0001 - March 2018

Name or company name	MR TJ MALHI	17/18 Contracted general activity (UDA)	28,031
Contract type name	GDS Contract	Carry forward general activity (UDA)	-490
Purpose of contract	General and Orthodontic	17/18 Contracted orthodontic activity (UOA)	101
Contract start date	01/04/2006	Carry forward orthodontic activity (UOA)	-2
Contract end date		Baseline contract value	£693,592.25

ACCESS	Contract	England and Wales
24 month ratio of assessments to patient IDs	1.00	1.04

ACTIVITY	Contract
Contract assess and fit appliances (case starts) as a percentage of Area Team case starts	0.1 %

Cumulative percentage of contracted UOA delivered 2017 & 2018



Month	Adjusted Scheduled Activity (UOA)		
	2016	2017	2018
April	0	2	2
May	0	2	2
June	42	2	23
July	63	23	23
August	63	23	44
September	63	51	65
October	84	187	65
November	84	292	86
December	84	439	86
January	84	502	86
February	84	523	86
March	84	523	86
April	105	523	
May	105	523	
June	105	523	

QUALITY (rolling 12 month period)

	Contract Quantity	Contract Base Number	Contract *	Area Team	Region	England
% of all assessments that were assess and fit appliances (case starts)	4	4	100.0%	44.8%	57.8%	60.1%
% of all assessments that were assess and refuse	0	4	0.0%	8.7%	11.2%	11.3%
% of all assessments that were assess and review	0	4	0.0%	46.5%	31.0%	28.6%
% of case starts with a reported IOTN of 3 and Aesthetic Component of 5 or below	0	4	N/A	0.1%	0.1%	0.1%
% of case starts with a reported IOTN of 3 and Aesthetic Component of 6 or above	0	4	N/A	2.4%	4.1%	4.1%
% of case starts with a reported IOTN of 4	1	4	25.0%	78.3%	76.4%	77.7%
% of case starts with a reported IOTN of 5	3	4	75.0%	17.1%	17.7%	16.8 %
% of concluded courses in receipt of dual-arch fixed appliances	3	5	60.0%	70.9%	69.8%	73.8%
% of concluded courses where treatment was abandoned or discontinued	0	5	0.0%	9.2%	8.3%	7.0%
% of patients satisfied with the treatment they have received	0	0	N/A	95.7%	96.6%	96.0%

* Figures in italics indicate that the base number is less than 100.

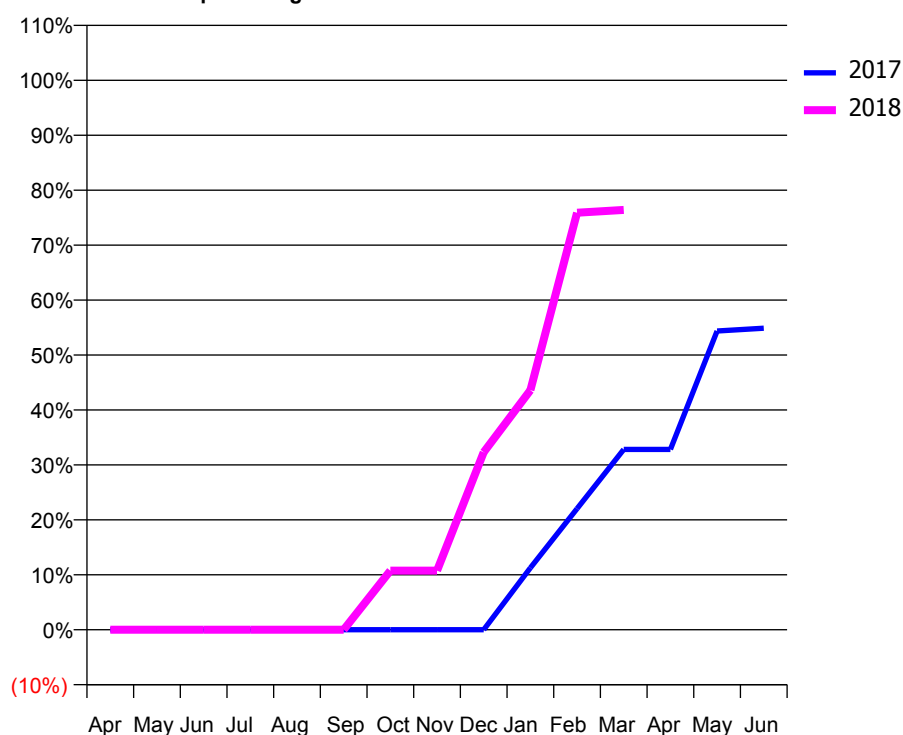
Q55 - Vital Signs Orthodontic At a Glance Contract Report for 944785/0004 - March 2018

Name or company name	MR MJ O'GRADY	17/18 Contracted general activity (UDA)	0
Contract type name	GDS Contract	Carry forward general activity (UDA)	0
Purpose of contract	Orthodontic	17/18 Contracted orthodontic activity (UOA)	195
Contract start date	01/09/2015	Carry forward orthodontic activity (UOA)	0
Contract end date		Baseline contract value	£13,109.31

ACCESS	Contract	England and Wales
24 month ratio of assessments to patient IDs	1.00	1.04

ACTIVITY	Contract
Contract assess and fit appliances (case starts) as a percentage of Area Team case starts	0.2 %

Cumulative percentage of contracted UOA delivered 2017 & 2018



Month	Adjusted Scheduled Activity (UOA)		
	2016	2017	2018
April	0	0	0
May	0	0	0
June	0	0	0
July	0	0	0
August	0	0	0
September	0	0	0
October	0	0	21
November	0	0	21
December	0	0	63
January	0	22	85
February	43	43	148
March	43	64	149
April	43	64	
May	43	106	
June	43	107	

QUALITY (rolling 12 month period)

	Contract Quantity	Contract Base Number	Contract *	Area Team	Region	England
% of all assessments that were assess and fit appliances (case starts)	10	13	76.9%	44.8%	57.8%	60.1%
% of all assessments that were assess and refuse	0	13	0.0%	8.7%	11.2%	11.3%
% of all assessments that were assess and review	3	13	23.1%	46.5%	31.0%	28.6%
% of case starts with a reported IOTN of 3 and Aesthetic Component of 5 or below	0	10	N/A	0.1%	0.1%	0.1%
% of case starts with a reported IOTN of 3 and Aesthetic Component of 6 or above	0	10	N/A	2.4%	4.1%	4.1%
% of case starts with a reported IOTN of 4	9	10	90.0%	78.3%	76.4%	77.7%
% of case starts with a reported IOTN of 5	1	10	10.0%	17.1%	17.7%	16.8 %
% of concluded courses in receipt of dual-arch fixed appliances	2	6	33.3%	70.9%	69.8%	73.8%
% of concluded courses where treatment was abandoned or discontinued	0	6	0.0%	9.2%	8.3%	7.0%
% of patients satisfied with the treatment they have received	0	0	N/A	95.7%	96.6%	96.0%

* Figures in italics indicate that the base number is less than 100.

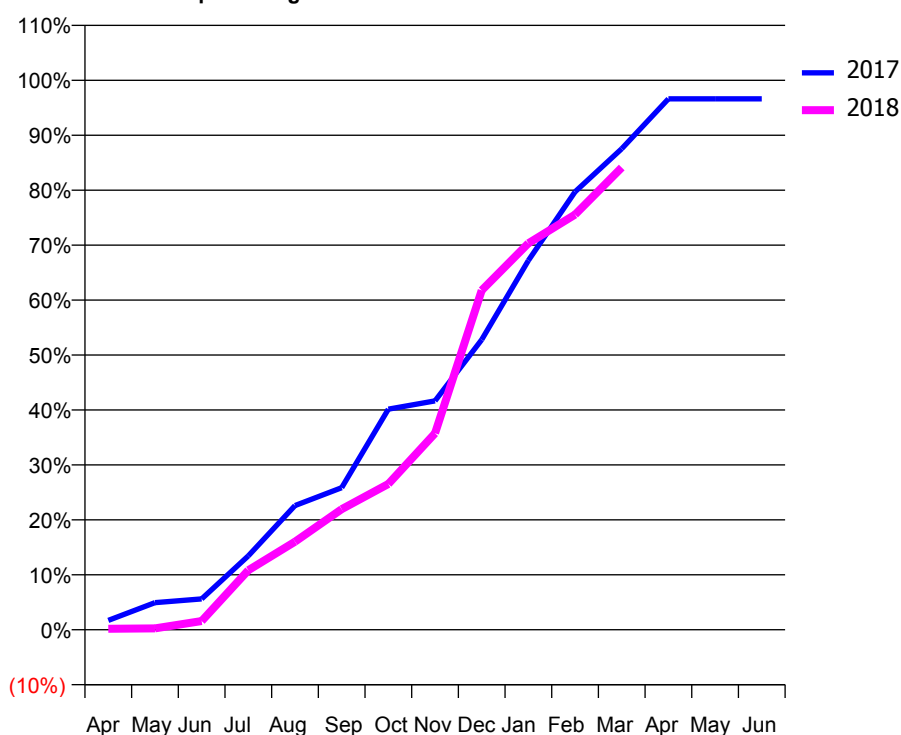
Q55 - Vital Signs Orthodontic At a Glance Contract Report for 959901/0001 - March 2018

Name or company name	MRS AE RITTIG	17/18 Contracted general activity (UDA)	369
Contract type name	GDS Contract	Carry forward general activity (UDA)	0
Purpose of contract	General and Orthodontic	17/18 Contracted orthodontic activity (UOA)	3,233
Contract start date	01/04/2006	Carry forward orthodontic activity (UOA)	-6
Contract end date		Baseline contract value	£231,047.38

ACCESS	Contract	England and Wales
24 month ratio of assessments to patient IDs	1.01	1.04

ACTIVITY	Contract
Contract assess and fit appliances (case starts) as a percentage of Area Team case starts	2.2 %

Cumulative percentage of contracted UOA delivered 2017 & 2018



Month	Adjusted Scheduled Activity (UOA)		
	2016	2017	2018
April	0	55	6
May	129	160	8
June	238	182	51
July	560	435	350
August	731	731	518
September	969	836	710
October	1,338	1,298	858
November	1,481	1,347	1,156
December	1,751	1,707	1,997
January	1,963	2,173	2,274
February	2,119	2,577	2,443
March	2,783	2,830	2,720
April	3,288	3,124	
May	3,288	3,124	
June	3,288	3,124	

QUALITY (rolling 12 month period)

	Contract Quantity	Contract Base Number	Contract *	Area Team	Region	England
% of all assessments that were assess and fit appliances (case starts)	143	165	86.7%	44.8%	57.8%	60.1%
% of all assessments that were assess and refuse	7	165	4.2%	8.7%	11.2%	11.3%
% of all assessments that were assess and review	15	165	9.1%	46.5%	31.0%	28.6%
% of case starts with a reported IOTN of 3 and Aesthetic Component of 5 or below	1	143	0.7%	0.1%	0.1%	0.1%
% of case starts with a reported IOTN of 3 and Aesthetic Component of 6 or above	1	143	0.7%	2.4%	4.1%	4.1%
% of case starts with a reported IOTN of 4	84	143	58.7%	78.3%	76.4%	77.7%
% of case starts with a reported IOTN of 5	2	143	1.4%	17.1%	17.7%	16.8 %
% of concluded courses in receipt of dual-arch fixed appliances	0	61	<i>N/A</i>	70.9%	69.8%	73.8%
% of concluded courses where treatment was abandoned or discontinued	12	61	19.7%	9.2%	8.3%	7.0%
% of patients satisfied with the treatment they have received	4	4	100.0%	95.7%	96.6%	96.0%

* Figures in italics indicate that the base number is less than 100.

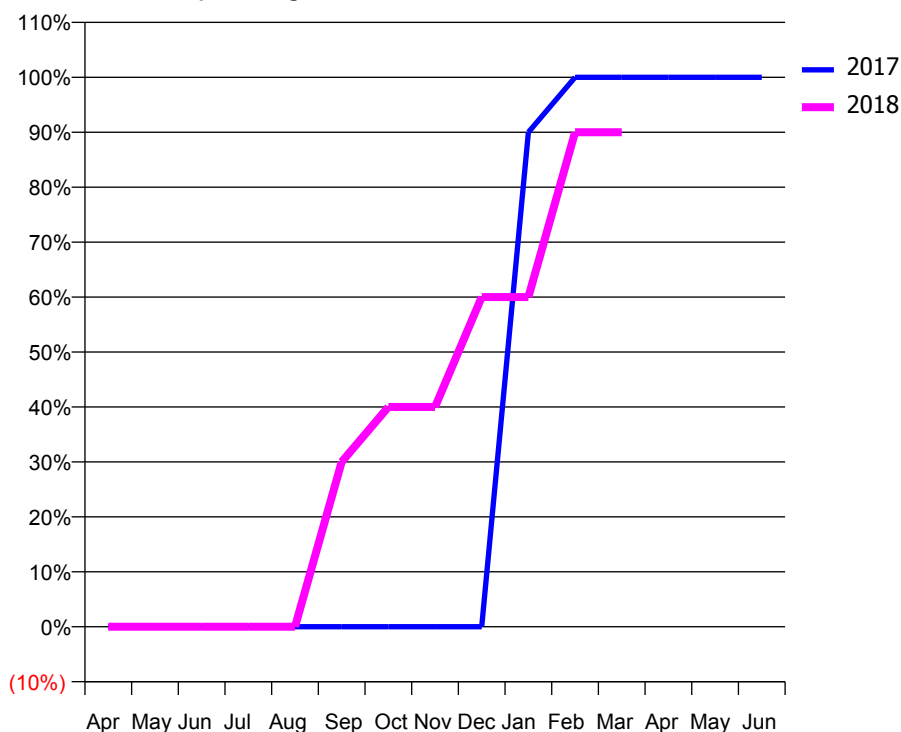
Q55 - Vital Signs Orthodontic At a Glance Contract Report for 997277/0001 - March 2018

Name or company name	MR CA CUNNINGTON	17/18 Contracted general activity (UDA)	10,740
Contract type name	GDS Contract	Carry forward general activity (UDA)	0
Purpose of contract	General and Orthodontic	17/18 Contracted orthodontic activity (UOA)	210
Contract start date	01/04/2006	Carry forward orthodontic activity (UOA)	0
Contract end date		Baseline contract value	£250,412.02

ACCESS	Contract	England and Wales
24 month ratio of assessments to patient IDs	1.00	1.04

ACTIVITY	Contract
Contract assess and fit appliances (case starts) as a percentage of Area Team case starts	0.1 %

Cumulative percentage of contracted UOA delivered 2017 & 2018



Month	Adjusted Scheduled Activity (UOA)		
	2016	2017	2018
April	0	0	0
May	0	0	0
June	0	0	0
July	42	0	0
August	42	0	0
September	42	0	63
October	42	0	84
November	63	0	84
December	105	0	126
January	147	189	126
February	147	210	189
March	168	210	189
April	210	210	
May	210	210	
June	210	210	

QUALITY (rolling 12 month period)

	Contract Quantity	Contract Base Number	Contract *	Area Team	Region	England
% of all assessments that were assess and fit appliances (case starts)	9	9	100.0%	44.8%	57.8%	60.1%
% of all assessments that were assess and refuse	0	9	0.0%	8.7%	11.2%	11.3%
% of all assessments that were assess and review	0	9	0.0%	46.5%	31.0%	28.6%
% of case starts with a reported IOTN of 3 and Aesthetic Component of 5 or below	0	9	N/A	0.1%	0.1%	0.1%
% of case starts with a reported IOTN of 3 and Aesthetic Component of 6 or above	0	9	N/A	2.4%	4.1%	4.1%
% of case starts with a reported IOTN of 4	7	9	77.8%	78.3%	76.4%	77.7%
% of case starts with a reported IOTN of 5	1	9	11.1%	17.1%	17.7%	16.8 %
% of concluded courses in receipt of dual-arch fixed appliances	0	17	N/A	70.9%	69.8%	73.8%
% of concluded courses where treatment was abandoned or discontinued	1	17	5.9%	9.2%	8.3%	7.0%
% of patients satisfied with the treatment they have received	0	0	N/A	95.7%	96.6%	96.0%

* Figures in italics indicate that the base number is less than 100.

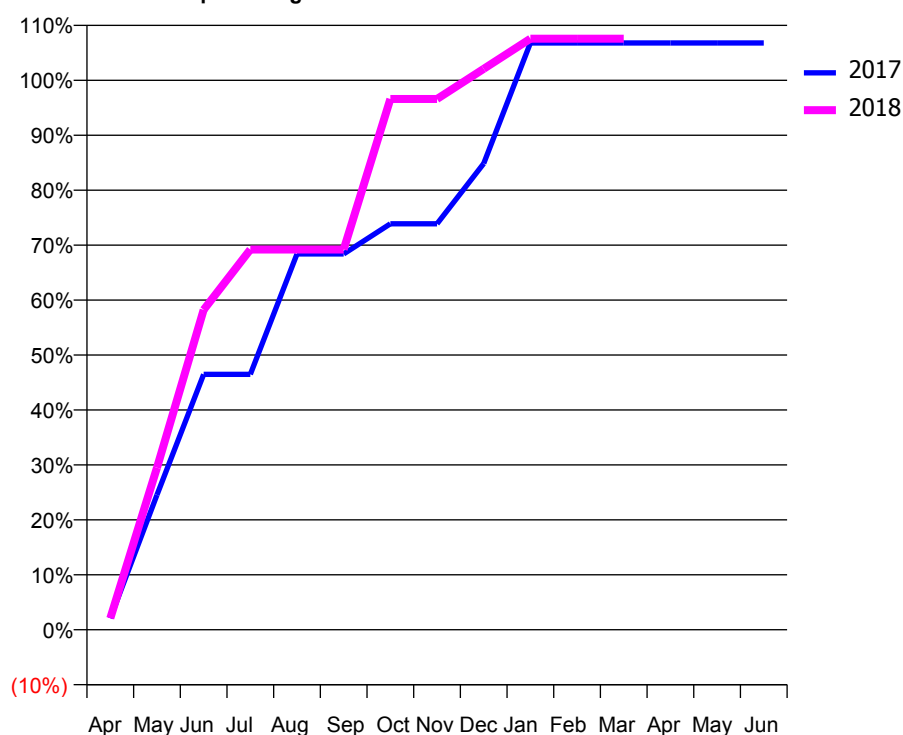
Q56 - Vital Signs Orthodontic At a Glance Contract Report for 101281/0058 - March 2018

Name or company name	OASIS DENTAL CARE LTD	17/18 Contracted general activity (UDA)	23,334
Contract type name	GDS Contract	Carry forward general activity (UDA)	0
Purpose of contract	General and Orthodontic	17/18 Contracted orthodontic activity (UOA)	383
Contract start date	01/04/2006	Carry forward orthodontic activity (UOA)	-8
Contract end date		Baseline contract value	£568,383.66

ACCESS	Contract	England and Wales
24 month ratio of assessments to patient IDs	1.00	1.04

ACTIVITY	Contract
Contract assess and fit appliances (case starts) as a percentage of Area Team case starts	0.2 %

Cumulative percentage of contracted UOA delivered 2017 & 2018



Month	Adjusted Scheduled Activity (UOA)		
	2016	2017	2018
April	0	8	8
May	64	94	113
June	149	178	223
July	151	178	265
August	237	262	265
September	245	262	265
October	329	283	370
November	329	283	370
December	392	325	391
January	455	409	412
February	457	409	412
March	457	409	412
April	457	409	
May	457	409	
June	457	409	

QUALITY (rolling 12 month period)

	Contract Quantity	Contract Base Number	Contract *	Area Team	Region	England
% of all assessments that were assess and fit appliances (case starts)	20	21	95.2%	50.3%	57.8%	60.1%
% of all assessments that were assess and refuse	0	21	0.0%	13.6%	11.2%	11.3%
% of all assessments that were assess and review	1	21	4.8%	36.0%	31.0%	28.6%
% of case starts with a reported IOTN of 3 and Aesthetic Component of 5 or below	0	20	N/A	0.1%	0.1%	0.1%
% of case starts with a reported IOTN of 3 and Aesthetic Component of 6 or above	5	20	25.0%	5.5%	4.1%	4.1%
% of case starts with a reported IOTN of 4	14	20	70.0%	75.2%	76.4%	77.7%
% of case starts with a reported IOTN of 5	1	20	5.0%	18.8%	17.7%	16.8 %
% of concluded courses in receipt of dual-arch fixed appliances	0	3	N/A	78.5%	69.8%	73.8%
% of concluded courses where treatment was abandoned or discontinued	0	3	0.0%	7.0%	8.3%	7.0%
% of patients satisfied with the treatment they have received	4	4	100.0%	96.3%	96.6%	96.0%

* Figures in italics indicate that the base number is less than 100.

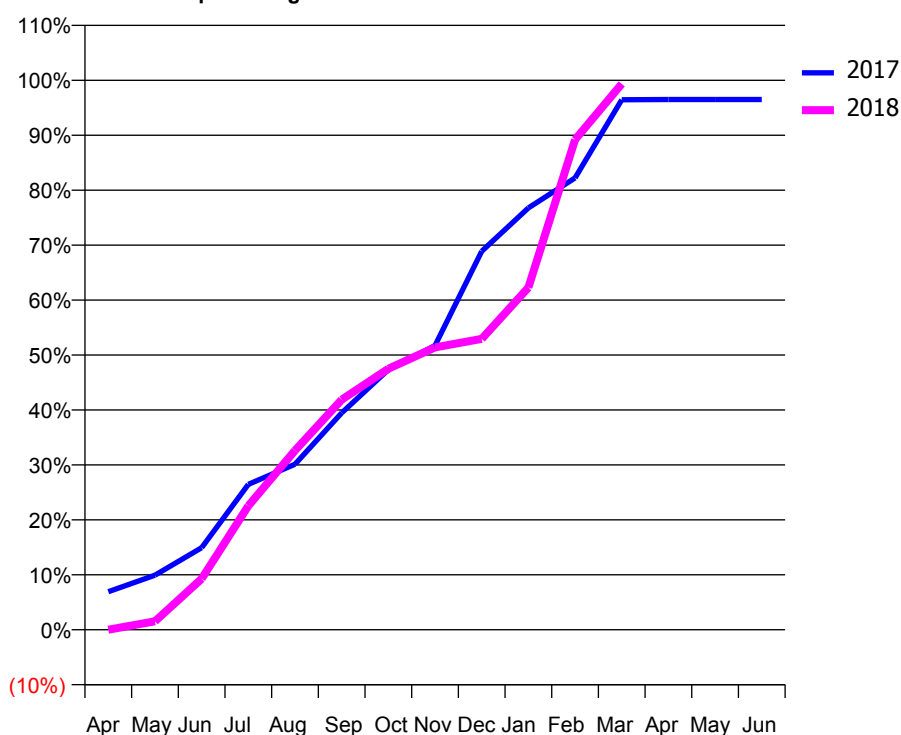
Q56 - Vital Signs Orthodontic At a Glance Contract Report for 101338/0075 - March 2018

Name or company name	Whitecross Dental Care Limited	17/18 Contracted general activity (UDA)	12,088
Contract type name	GDS Contract	Carry forward general activity (UDA)	104
Purpose of contract	General and Orthodontic	17/18 Contracted orthodontic activity (UOA)	2,713
Contract start date	09/03/2009	Carry forward orthodontic activity (UOA)	0
Contract end date	28/02/2018	Baseline contract value	£471,312.35

ACCESS	Contract	England and Wales
24 month ratio of assessments to patient IDs	1.01	1.04

ACTIVITY	Contract
Contract assess and fit appliances (case starts) as a percentage of Area Team case starts	1.4 %

Cumulative percentage of contracted UOA delivered 2017 & 2018



Month	Adjusted Scheduled Activity (UOA)		
	2016	2017	2018
April	0	205	0
May	149	294	42
June	261	442	252
July	711	783	612
August	754	892	885
September	967	1,168	1,136
October	1,438	1,401	1,289
November	1,800	1,531	1,394
December	1,910	2,039	1,436
January	2,353	2,272	1,690
February	2,733	2,434	2,420
March	2,929	2,855	2,695
April	2,950	2,856	
May	2,950	2,856	
June	3,013	2,856	

QUALITY (rolling 12 month period)

	Contract Quantity	Contract Base Number	Contract *	Area Team	Region	England
% of all assessments that were assess and fit appliances (case starts)	132	192	68.8%	50.3%	57.8%	60.1%
% of all assessments that were assess and refuse	25	192	13.0%	13.6%	11.2%	11.3%
% of all assessments that were assess and review	35	192	18.2%	36.0%	31.0%	28.6%
% of case starts with a reported IOTN of 3 and Aesthetic Component of 5 or below	0	132	N/A	0.1%	0.1%	0.1%
% of case starts with a reported IOTN of 3 and Aesthetic Component of 6 or above	16	132	12.1%	5.5%	4.1%	4.1%
% of case starts with a reported IOTN of 4	98	132	74.2%	75.2%	76.4%	77.7%
% of case starts with a reported IOTN of 5	15	132	11.4%	18.8%	17.7%	16.8 %
% of concluded courses in receipt of dual-arch fixed appliances	31	50	62.0%	78.5%	69.8%	73.8%
% of concluded courses where treatment was abandoned or discontinued	6	50	12.0%	7.0%	8.3%	7.0%
% of patients satisfied with the treatment they have received	10	10	100.0%	96.3%	96.6%	96.0%

* Figures in italics indicate that the base number is less than 100.

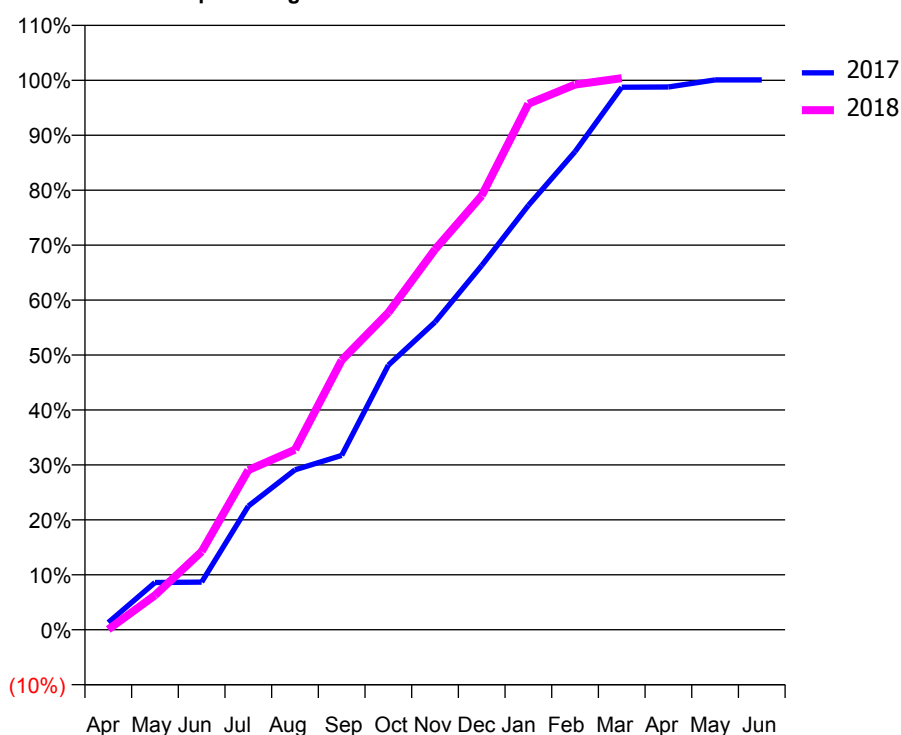
Q56 - Vital Signs Orthodontic At a Glance Contract Report for 103748/0001 - March 2018

Name or company name	Zain Shamoon	17/18 Contracted general activity (UDA)	3,783
Contract type name	GDS Contract	Carry forward general activity (UDA)	0
Purpose of contract	General and Orthodontic	17/18 Contracted orthodontic activity (UOA)	1,800
Contract start date	07/12/2015	Carry forward orthodontic activity (UOA)	-1
Contract end date		Baseline contract value	£221,910.65

ACCESS	Contract	England and Wales
24 month ratio of assessments to patient IDs	1.02	1.04

ACTIVITY	Contract
Contract assess and fit appliances (case starts) as a percentage of Area Team case starts	0.9 %

Cumulative percentage of contracted UOA delivered 2017 & 2018



Month	Adjusted Scheduled Activity (UOA)		
	2016	2017	2018
April	0	24	1
May	0	155	113
June	0	156	256
July	0	405	523
August	0	524	590
September	0	571	883
October	0	867	1,039
November	0	1,008	1,246
December	0	1,193	1,422
January	0	1,390	1,723
February	111	1,566	1,786
March	111	1,777	1,807
April	195	1,778	
May	216	1,801	
June	370	1,801	

QUALITY (rolling 12 month period)

	Contract Quantity	Contract Base Number	Contract *	Area Team	Region	England
% of all assessments that were assess and fit appliances (case starts)	85	181	47.0%	50.3%	57.8%	60.1%
% of all assessments that were assess and refuse	20	181	11.0%	13.6%	11.2%	11.3%
% of all assessments that were assess and review	76	181	42.0%	36.0%	31.0%	28.6%
% of case starts with a reported IOTN of 3 and Aesthetic Component of 5 or below	0	85	<i>N/A</i>	0.1%	0.1%	0.1%
% of case starts with a reported IOTN of 3 and Aesthetic Component of 6 or above	4	85	4.7%	5.5%	4.1%	4.1%
% of case starts with a reported IOTN of 4	67	85	78.8%	75.2%	76.4%	77.7%
% of case starts with a reported IOTN of 5	12	85	14.1%	18.8%	17.7%	16.8 %
% of concluded courses in receipt of dual-arch fixed appliances	45	62	72.6%	78.5%	69.8%	73.8%
% of concluded courses where treatment was abandoned or discontinued	7	62	11.3%	7.0%	8.3%	7.0%
% of patients satisfied with the treatment they have received	0	0	<i>N/A</i>	96.3%	96.6%	96.0%

* Figures in italics indicate that the base number is less than 100.

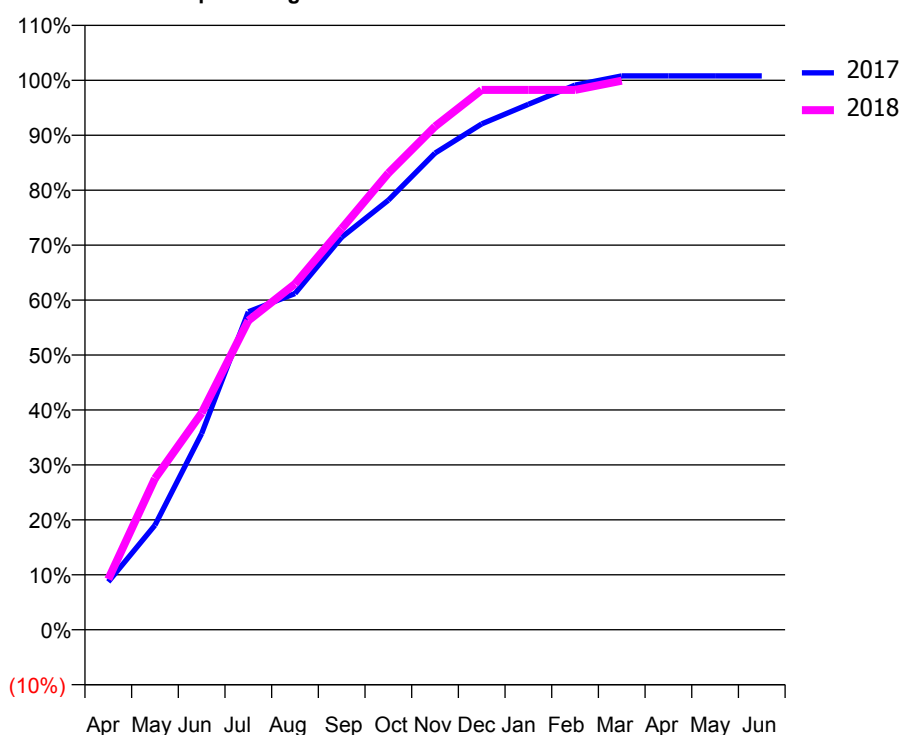
Q56 - Vital Signs Orthodontic At a Glance Contract Report for 105171/0001 - March 2018

Name or company name	Gentle Dental Practices Ltd	17/18 Contracted general activity (UDA)	11,416
Contract type name	GDS Contract	Carry forward general activity (UDA)	-25
Purpose of contract	General and Orthodontic	17/18 Contracted orthodontic activity (UOA)	1,260
Contract start date	01/06/2010	Carry forward orthodontic activity (UOA)	-10
Contract end date		Baseline contract value	£353,794.99

ACCESS	Contract	England and Wales
24 month ratio of assessments to patient IDs	1.00	1.04

ACTIVITY	Contract
Contract assess and fit appliances (case starts) as a percentage of Area Team case starts	0.6 %

Cumulative percentage of contracted UOA delivered 2017 & 2018



Month	Adjusted Scheduled Activity (UOA)		
	2016	2017	2018
April	13	110	116
May	162	240	347
June	269	450	497
July	489	729	709
August	575	771	793
September	808	900	920
October	875	985	1,047
November	940	1,093	1,154
December	1,087	1,160	1,238
January	1,110	1,205	1,238
February	1,219	1,249	1,238
March	1,240	1,270	1,259
April	1,261	1,270	
May	1,261	1,270	
June	1,261	1,270	

QUALITY (rolling 12 month period)

	Contract Quantity	Contract Base Number	Contract *	Area Team	Region	England
% of all assessments that were assess and fit appliances (case starts)	59	69	85.5%	50.3%	57.8%	60.1%
% of all assessments that were assess and refuse	9	69	13.0%	13.6%	11.2%	11.3%
% of all assessments that were assess and review	1	69	1.4%	36.0%	31.0%	28.6%
% of case starts with a reported IOTN of 3 and Aesthetic Component of 5 or below	0	59	N/A	0.1%	0.1%	0.1%
% of case starts with a reported IOTN of 3 and Aesthetic Component of 6 or above	2	59	3.4%	5.5%	4.1%	4.1%
% of case starts with a reported IOTN of 4	43	59	72.9%	75.2%	76.4%	77.7%
% of case starts with a reported IOTN of 5	14	59	23.7%	18.8%	17.7%	16.8 %
% of concluded courses in receipt of dual-arch fixed appliances	51	59	86.4%	78.5%	69.8%	73.8%
% of concluded courses where treatment was abandoned or discontinued	5	59	8.5%	7.0%	8.3%	7.0%
% of patients satisfied with the treatment they have received	3	3	100.0%	96.3%	96.6%	96.0%

* Figures in italics indicate that the base number is less than 100.

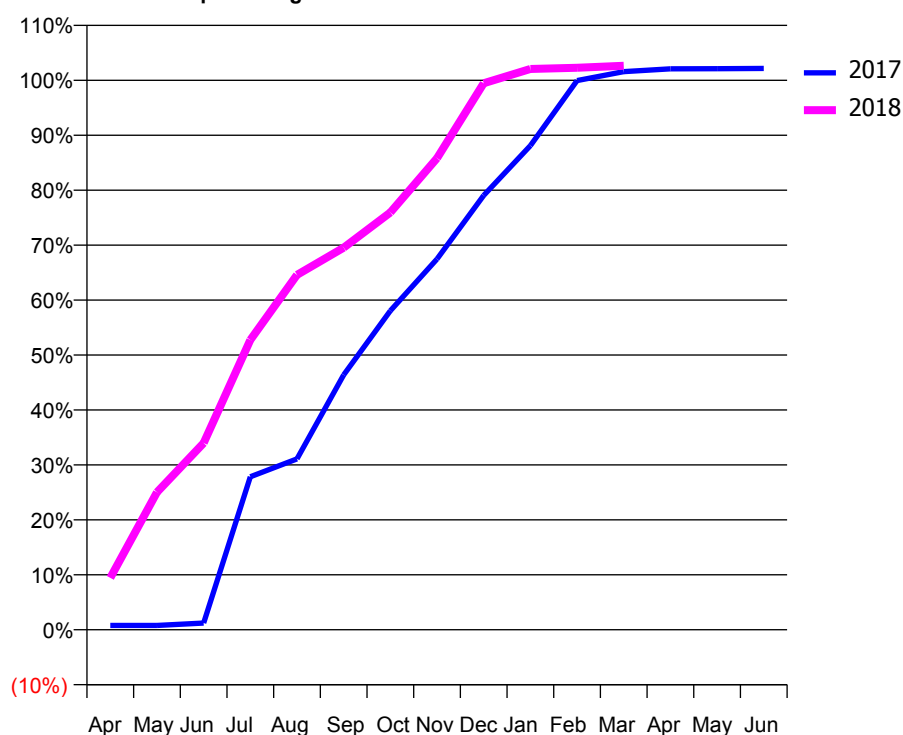
Q56 - Vital Signs Orthodontic At a Glance Contract Report for 116483/0001 - March 2018

Name or company name	Mr Wadhvani & Mr Hirani	17/18 Contracted general activity (UDA)	0
Contract type name	PDS Contract	Carry forward general activity (UDA)	0
Purpose of contract	Orthodontic	17/18 Contracted orthodontic activity (UOA)	4,800
Contract start date	01/04/2013	Carry forward orthodontic activity (UOA)	-96
Contract end date	31/03/2019	Baseline contract value	£301,429.89

ACCESS	Contract	England and Wales
24 month ratio of assessments to patient IDs	1.03	1.04

ACTIVITY	Contract
Contract assess and fit appliances (case starts) as a percentage of Area Team case starts	2.5 %

Cumulative percentage of contracted UOA delivered 2017 & 2018



Month	Adjusted Scheduled Activity (UOA)		
	2016	2017	2018
April	-67	38	454
May	47	38	1,201
June	428	59	1,631
July	1,053	1,337	2,532
August	1,360	1,493	3,100
September	1,711	2,226	3,338
October	1,991	2,787	3,645
November	2,535	3,239	4,119
December	3,286	3,794	4,774
January	3,576	4,229	4,899
February	4,448	4,797	4,909
March	4,751	4,875	4,926
April	4,814	4,900	
May	4,838	4,901	
June	4,838	4,903	

QUALITY (rolling 12 month period)	Contract Quantity	Contract Base Number	Contract *	Area Team	Region	England
% of all assessments that were assess and fit appliances (case starts)	227	416	54.6%	50.3%	57.8%	60.1%
% of all assessments that were assess and refuse	39	416	9.4%	13.6%	11.2%	11.3%
% of all assessments that were assess and review	150	416	36.1%	36.0%	31.0%	28.6%
% of case starts with a reported IOTN of 3 and Aesthetic Component of 5 or below	0	227	N/A	0.1%	0.1%	0.1%
% of case starts with a reported IOTN of 3 and Aesthetic Component of 6 or above	38	227	16.7%	5.5%	4.1%	4.1%
% of case starts with a reported IOTN of 4	141	227	62.1%	75.2%	76.4%	77.7%
% of case starts with a reported IOTN of 5	48	227	21.1%	18.8%	17.7%	16.8 %
% of concluded courses in receipt of dual-arch fixed appliances	31	239	13.0%	78.5%	69.8%	73.8%
% of concluded courses where treatment was abandoned or discontinued	30	239	12.6%	7.0%	8.3%	7.0%
% of patients satisfied with the treatment they have received	10	12	83.3%	96.3%	96.6%	96.0%

* Figures in italics indicate that the base number is less than 100.

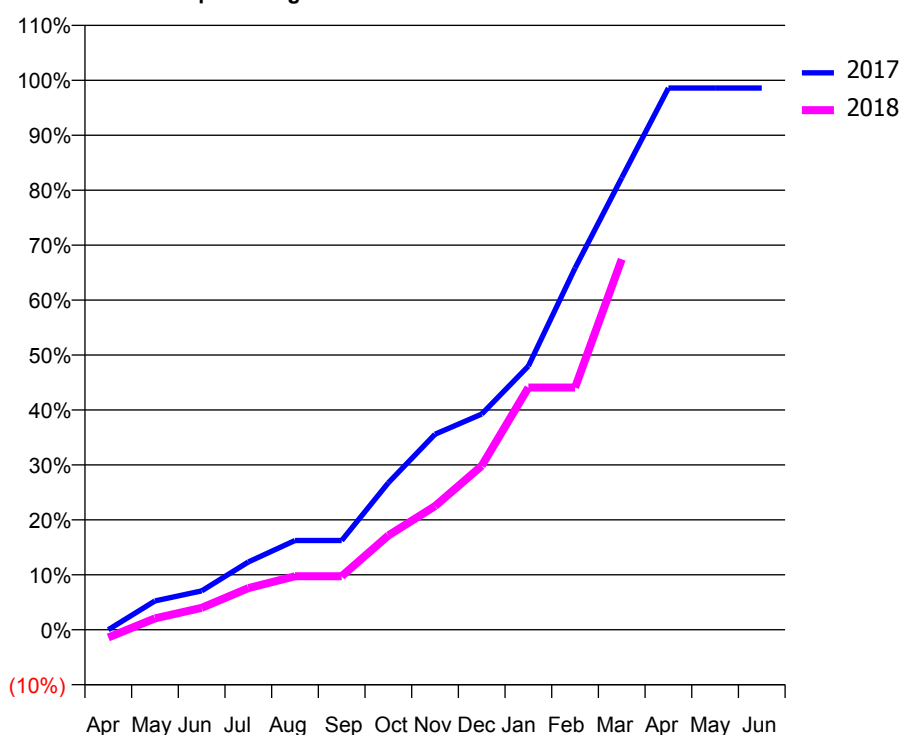
Q56 - Vital Signs Orthodontic At a Glance Contract Report for 116483/0002 - March 2018

Name or company name	Mr Wadhvani & Mr Hirani	17/18 Contracted general activity (UDA)	0
Contract type name	PDS Contract	Carry forward general activity (UDA)	0
Purpose of contract	Orthodontic	17/18 Contracted orthodontic activity (UOA)	1,200
Contract start date	01/04/2013	Carry forward orthodontic activity (UOA)	17
Contract end date	31/03/2019	Baseline contract value	£75,357.47

ACCESS	Contract	England and Wales
24 month ratio of assessments to patient IDs	1.02	1.04

ACTIVITY	Contract
Contract assess and fit appliances (case starts) as a percentage of Area Team case starts	0.6 %

Cumulative percentage of contracted UOA delivered 2017 & 2018



Month	Adjusted Scheduled Activity (UOA)		
	2016	2017	2018
April	-39	0	-17
May	-39	63	25
June	-14	85	48
July	7	148	91
August	28	195	117
September	50	195	117
October	50	321	206
November	201	427	270
December	306	471	358
January	306	576	529
February	539	790	529
March	581	987	809
April	1,091	1,183	
May	1,091	1,183	
June	1,116	1,183	

QUALITY (rolling 12 month period)

	Contract Quantity	Contract Base Number	Contract *	Area Team	Region	England
% of all assessments that were assess and fit appliances (case starts)	51	90	56.7%	50.3%	57.8%	60.1%
% of all assessments that were assess and refuse	10	90	11.1%	13.6%	11.2%	11.3%
% of all assessments that were assess and review	29	90	32.2%	36.0%	31.0%	28.6%
% of case starts with a reported IOTN of 3 and Aesthetic Component of 5 or below	0	51	<i>N/A</i>	0.1%	0.1%	0.1%
% of case starts with a reported IOTN of 3 and Aesthetic Component of 6 or above	7	51	13.7%	5.5%	4.1%	4.1%
% of case starts with a reported IOTN of 4	32	51	62.7%	75.2%	76.4%	77.7%
% of case starts with a reported IOTN of 5	10	51	19.6%	18.8%	17.7%	16.8 %
% of concluded courses in receipt of dual-arch fixed appliances	2	31	6.5%	78.5%	69.8%	73.8%
% of concluded courses where treatment was abandoned or discontinued	6	31	19.4%	7.0%	8.3%	7.0%
% of patients satisfied with the treatment they have received	1	2	50.0%	96.3%	96.6%	96.0%

* Figures in italics indicate that the base number is less than 100.

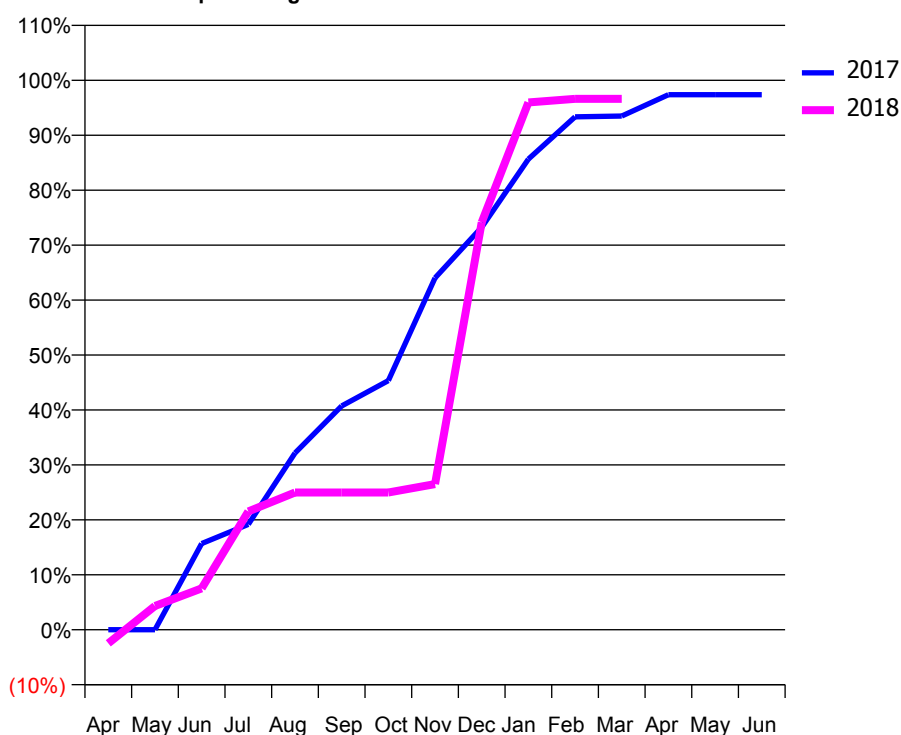
Q56 - Vital Signs Orthodontic At a Glance Contract Report for 117994/0002 - March 2018

Name or company name	Wensleydale Dental Practice	17/18 Contracted general activity (UDA)	0
Contract type name	PDS Contract	Carry forward general activity (UDA)	0
Purpose of contract	Orthodontic	17/18 Contracted orthodontic activity (UOA)	1,365
Contract start date	01/07/2011	Carry forward orthodontic activity (UOA)	36
Contract end date	31/03/2019	Baseline contract value	£85,706.60

ACCESS	Contract	England and Wales
24 month ratio of assessments to patient IDs	1.07	1.04

ACTIVITY	Contract
Contract assess and fit appliances (case starts) as a percentage of Area Team case starts	0.7 %

Cumulative percentage of contracted UOA delivered 2017 & 2018



Month	Adjusted Scheduled Activity (UOA)		
	2016	2017	2018
April	22	0	-34
May	214	0	59
June	342	214	103
July	451	262	294
August	621	439	341
September	664	556	341
October	836	619	341
November	946	874	362
December	1,102	1,000	1,012
January	1,144	1,169	1,310
February	1,281	1,274	1,319
March	1,365	1,276	1,319
April	1,365	1,329	
May	1,365	1,329	
June	1,365	1,329	

QUALITY (rolling 12 month period)

	Contract Quantity	Contract Base Number	Contract *	Area Team	Region	England
% of all assessments that were assess and fit appliances (case starts)	67	141	47.5%	50.3%	57.8%	60.1%
% of all assessments that were assess and refuse	18	141	12.8%	13.6%	11.2%	11.3%
% of all assessments that were assess and review	56	141	39.7%	36.0%	31.0%	28.6%
% of case starts with a reported IOTN of 3 and Aesthetic Component of 5 or below	1	67	1.5%	0.1%	0.1%	0.1%
% of case starts with a reported IOTN of 3 and Aesthetic Component of 6 or above	1	67	1.5%	5.5%	4.1%	4.1%
% of case starts with a reported IOTN of 4	56	67	83.6%	75.2%	76.4%	77.7%
% of case starts with a reported IOTN of 5	9	67	13.4%	18.8%	17.7%	16.8 %
% of concluded courses in receipt of dual-arch fixed appliances	0	22	N/A	78.5%	69.8%	73.8%
% of concluded courses where treatment was abandoned or discontinued	1	22	4.5%	7.0%	8.3%	7.0%
% of patients satisfied with the treatment they have received	0	0	N/A	96.3%	96.6%	96.0%

* Figures in italics indicate that the base number is less than 100.

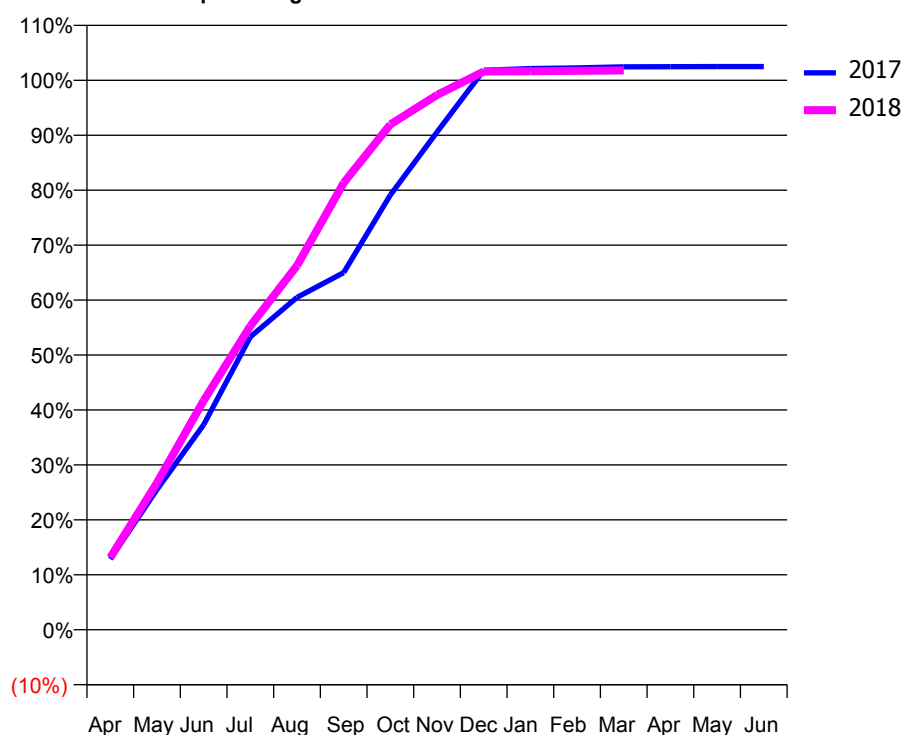
Q56 - Vital Signs Orthodontic At a Glance Contract Report for 118036/0001 - March 2018

Name or company name	DU TOIT & BURGER PARTNERSHIP (IPSWICH) LT	17/18 Contracted general activity (UDA)	42,501
Contract type name	GDS Contract	Carry forward general activity (UDA)	0
Purpose of contract	General and Orthodontic	17/18 Contracted orthodontic activity (UOA)	7,184
Contract start date	01/04/2007	Carry forward orthodontic activity (UOA)	-144
Contract end date		Baseline contract value	£1,455,605.56

ACCESS	Contract	England and Wales
24 month ratio of assessments to patient IDs	1.00	1.04

ACTIVITY	Contract
Contract assess and fit appliances (case starts) as a percentage of Area Team case starts	3.7 %

Cumulative percentage of contracted UOA delivered 2017 & 2018



Month	Adjusted Scheduled Activity (UOA)		
	2016	2017	2018
April	862	924	944
May	1,834	1,833	1,922
June	2,468	2,681	2,996
July	3,334	3,829	3,972
August	4,085	4,345	4,761
September	4,700	4,669	5,843
October	5,428	5,685	6,606
November	6,170	6,507	6,992
December	7,081	7,314	7,298
January	7,296	7,337	7,302
February	7,302	7,346	7,308
March	7,302	7,359	7,312
April	7,304	7,362	
May	7,304	7,363	
June	7,304	7,363	

QUALITY (rolling 12 month period)	Contract Quantity	Contract Base Number	Contract *	Area Team	Region	England
% of all assessments that were assess and fit appliances (case starts)	343	414	82.9%	50.3%	57.8%	60.1%
% of all assessments that were assess and refuse	32	414	7.7%	13.6%	11.2%	11.3%
% of all assessments that were assess and review	39	414	9.4%	36.0%	31.0%	28.6%
% of case starts with a reported IOTN of 3 and Aesthetic Component of 5 or below	0	343	N/A	0.1%	0.1%	0.1%
% of case starts with a reported IOTN of 3 and Aesthetic Component of 6 or above	1	343	0.3%	5.5%	4.1%	4.1%
% of case starts with a reported IOTN of 4	249	343	72.6%	75.2%	76.4%	77.7%
% of case starts with a reported IOTN of 5	93	343	27.1%	18.8%	17.7%	16.8 %
% of concluded courses in receipt of dual-arch fixed appliances	251	323	77.7%	78.5%	69.8%	73.8%
% of concluded courses where treatment was abandoned or discontinued	23	323	7.1%	7.0%	8.3%	7.0%
% of patients satisfied with the treatment they have received	10	11	90.9%	96.3%	96.6%	96.0%

* Figures in italics indicate that the base number is less than 100.

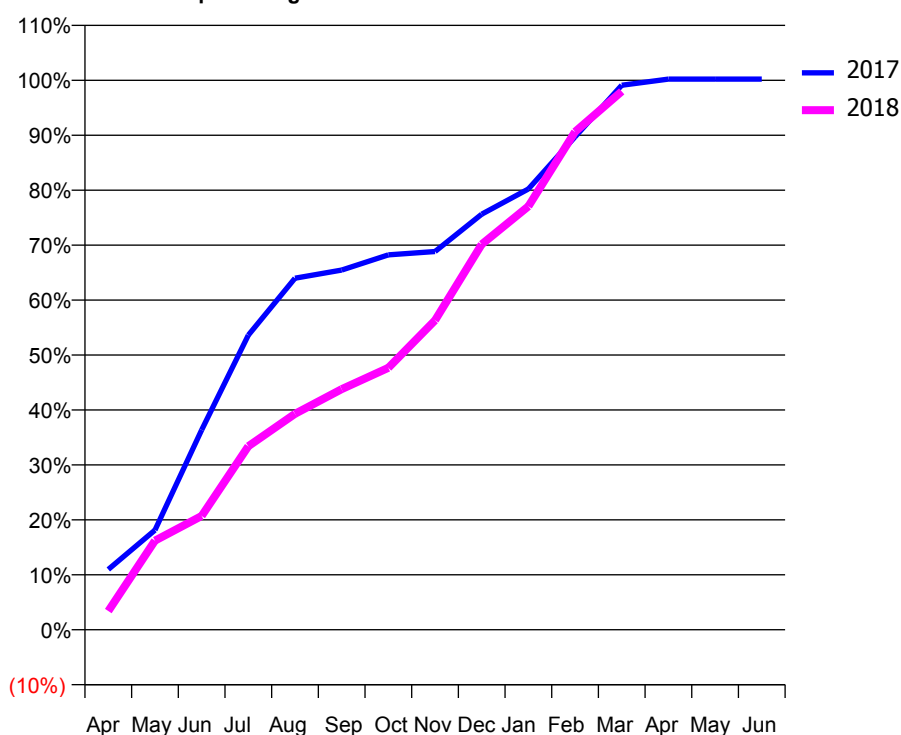
Q56 - Vital Signs Orthodontic At a Glance Contract Report for 122521/0001 - March 2018

Name or company name	Portman Healthcare	17/18 Contracted general activity (UDA)	0
Contract type name	PDS Contract	Carry forward general activity (UDA)	0
Purpose of contract	Orthodontic	17/18 Contracted orthodontic activity (UOA)	11,474
Contract start date	01/04/2011	Carry forward orthodontic activity (UOA)	-23
Contract end date	31/03/2019	Baseline contract value	£699,594.11

ACCESS	Contract	England and Wales
24 month ratio of assessments to patient IDs	1.08	1.04

ACTIVITY	Contract
Contract assess and fit appliances (case starts) as a percentage of Area Team case starts	5.6 %

Cumulative percentage of contracted UOA delivered 2017 & 2018



Month	Adjusted Scheduled Activity (UOA)		
	2016	2017	2018
April	49	1,261	390
May	1,843	2,080	1,861
June	2,154	4,172	2,377
July	3,551	6,153	3,834
August	4,164	7,341	4,508
September	4,824	7,512	5,025
October	5,459	7,829	5,471
November	7,149	7,899	6,460
December	8,749	8,678	8,048
January	9,504	9,203	8,843
February	10,601	10,292	10,399
March	10,973	11,371	11,243
April	11,418	11,497	
May	11,418	11,497	
June	11,418	11,497	

QUALITY (rolling 12 month period)

	Contract Quantity	Contract Base Number	Contract *	Area Team	Region	England
% of all assessments that were assess and fit appliances (case starts)	513	1,192	43.0%	50.3%	57.8%	60.1%
% of all assessments that were assess and refuse	168	1,192	14.1%	13.6%	11.2%	11.3%
% of all assessments that were assess and review	511	1,192	42.9%	36.0%	31.0%	28.6%
% of case starts with a reported IOTN of 3 and Aesthetic Component of 5 or below	0	513	N/A	0.1%	0.1%	0.1%
% of case starts with a reported IOTN of 3 and Aesthetic Component of 6 or above	23	513	4.5%	5.5%	4.1%	4.1%
% of case starts with a reported IOTN of 4	390	513	76.0%	75.2%	76.4%	77.7%
% of case starts with a reported IOTN of 5	100	513	19.5%	18.8%	17.7%	16.8 %
% of concluded courses in receipt of dual-arch fixed appliances	504	579	87.0%	78.5%	69.8%	73.8%
% of concluded courses where treatment was abandoned or discontinued	37	579	6.4%	7.0%	8.3%	7.0%
% of patients satisfied with the treatment they have received	15	17	88.2%	96.3%	96.6%	96.0%

* Figures in italics indicate that the base number is less than 100.

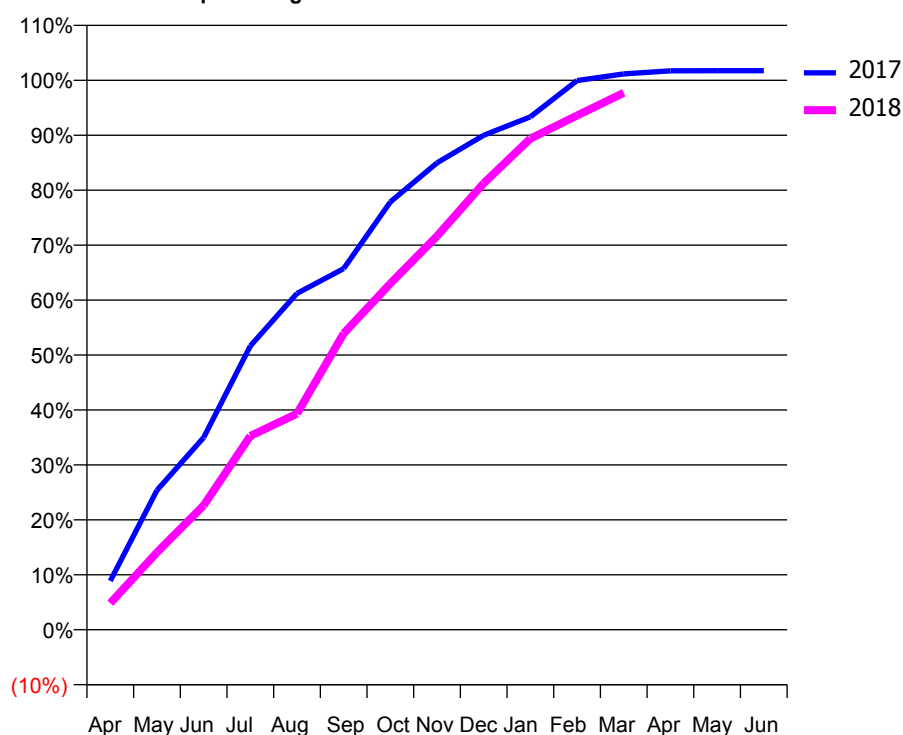
Q56 - Vital Signs Orthodontic At a Glance Contract Report for 123889/0001 - March 2018

Name or company name	Graham Best Limited	17/18 Contracted general activity (UDA)	0
Contract type name	PDS Contract	Carry forward general activity (UDA)	0
Purpose of contract	Orthodontic	17/18 Contracted orthodontic activity (UOA)	4,200
Contract start date	01/06/2011	Carry forward orthodontic activity (UOA)	-73
Contract end date	31/03/2019	Baseline contract value	£255,320.73

ACCESS	Contract	England and Wales
24 month ratio of assessments to patient IDs	1.00	1.04

ACTIVITY	Contract
Contract assess and fit appliances (case starts) as a percentage of Area Team case starts	2.2 %

Cumulative percentage of contracted UOA delivered 2017 & 2018



Month	Adjusted Scheduled Activity (UOA)		
	2016	2017	2018
April	130	374	203
May	723	1,067	592
June	914	1,469	950
July	1,684	2,169	1,481
August	2,135	2,571	1,652
September	2,324	2,761	2,265
October	2,795	3,270	2,646
November	3,157	3,569	3,009
December	3,527	3,780	3,413
January	3,681	3,920	3,754
February	4,243	4,198	3,931
March	4,266	4,249	4,104
April	4,269	4,272	
May	4,269	4,273	
June	4,270	4,273	

QUALITY (rolling 12 month period)

	Contract Quantity	Contract Base Number	Contract *	Area Team	Region	England
% of all assessments that were assess and fit appliances (case starts)	201	239	84.1%	50.3%	57.8%	60.1%
% of all assessments that were assess and refuse	34	239	14.2%	13.6%	11.2%	11.3%
% of all assessments that were assess and review	4	239	1.7%	36.0%	31.0%	28.6%
% of case starts with a reported IOTN of 3 and Aesthetic Component of 5 or below	0	201	N/A	0.1%	0.1%	0.1%
% of case starts with a reported IOTN of 3 and Aesthetic Component of 6 or above	6	201	3.0%	5.5%	4.1%	4.1%
% of case starts with a reported IOTN of 4	137	201	68.2%	75.2%	76.4%	77.7%
% of case starts with a reported IOTN of 5	55	201	27.4%	18.8%	17.7%	16.8 %
% of concluded courses in receipt of dual-arch fixed appliances	200	226	88.5%	78.5%	69.8%	73.8%
% of concluded courses where treatment was abandoned or discontinued	4	226	1.8%	7.0%	8.3%	7.0%
% of patients satisfied with the treatment they have received	8	8	100.0%	96.3%	96.6%	96.0%

* Figures in italics indicate that the base number is less than 100.

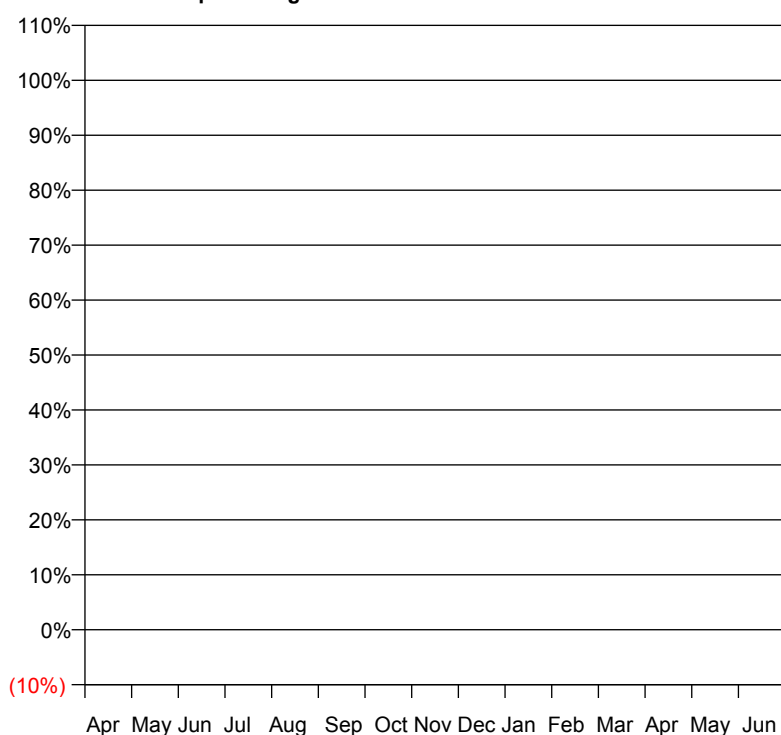
Q56 - Vital Signs Orthodontic At a Glance Contract Report for 124230/0001 - March 2018

Name or company name	Kenneth Ng Surgery Ltd	17/18 Contracted general activity (UDA)	9,340
Contract type name	GDS Contract	Carry forward general activity (UDA)	-104
Purpose of contract	General and Orthodontic	17/18 Contracted orthodontic activity (UOA)	0
Contract start date	01/08/2008	Carry forward orthodontic activity (UOA)	0
Contract end date		Baseline contract value	£245,198.10

ACCESS	Contract	England and Wales
24 month ratio of assessments to patient IDs	1.09	1.04

ACTIVITY	Contract
Contract assess and fit appliances (case starts) as a percentage of Area Team case starts	0.1 %

Cumulative percentage of contracted UOA delivered 2017 & 2018



Month	Adjusted Scheduled Activity (UOA)		
	2016	2017	2018
April	3	0	1
May	36	48	24
June	37	51	46
July	49	55	50
August	117	55	98
September	164	99	99
October	165	102	120
November	191	124	130
December	191	124	175
January	192	124	200
February	192	124	203
March	195	125	204
April	195	127	
May	195	127	
June	195	127	

QUALITY (rolling 12 month period)

	Contract Quantity	Contract Base Number	Contract *	Area Team	Region	England
% of all assessments that were assess and fit appliances (case starts)	9	47	19.1%	50.3%	57.8%	60.1%
% of all assessments that were assess and refuse	0	47	0.0%	13.6%	11.2%	11.3%
% of all assessments that were assess and review	38	47	80.9%	36.0%	31.0%	28.6%
% of case starts with a reported IOTN of 3 and Aesthetic Component of 5 or below	0	9	N/A	0.1%	0.1%	0.1%
% of case starts with a reported IOTN of 3 and Aesthetic Component of 6 or above	0	9	N/A	5.5%	4.1%	4.1%
% of case starts with a reported IOTN of 4	6	9	66.7%	75.2%	76.4%	77.7%
% of case starts with a reported IOTN of 5	2	9	22.2%	18.8%	17.7%	16.8 %
% of concluded courses in receipt of dual-arch fixed appliances	1	4	25.0%	78.5%	69.8%	73.8%
% of concluded courses where treatment was abandoned or discontinued	0	4	0.0%	7.0%	8.3%	7.0%
% of patients satisfied with the treatment they have received	0	0	N/A	96.3%	96.6%	96.0%

* Figures in italics indicate that the base number is less than 100.

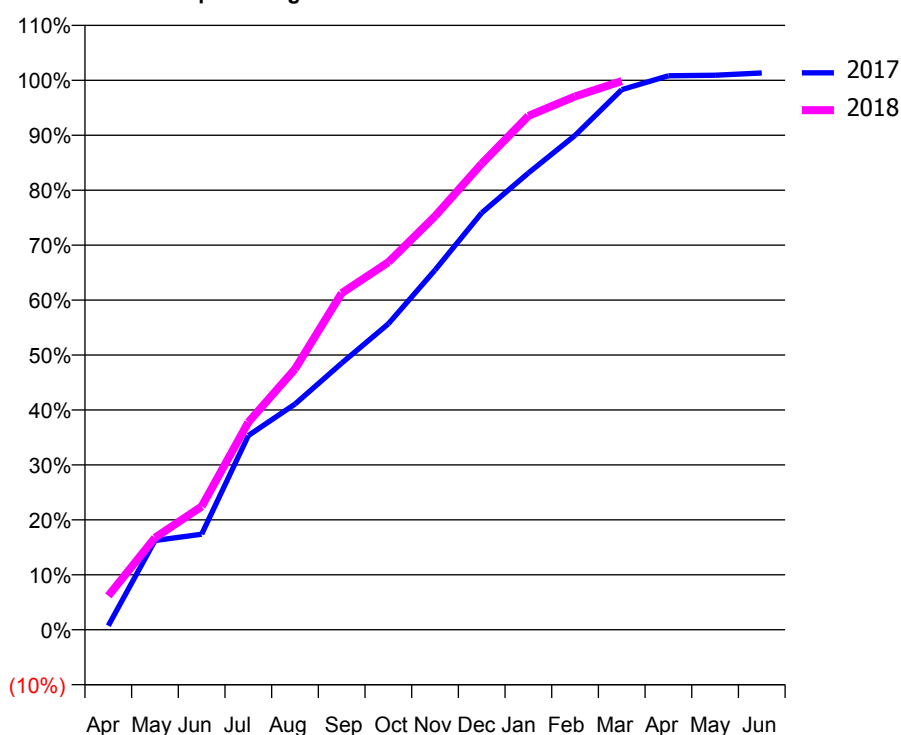
Q56 - Vital Signs Orthodontic At a Glance Contract Report for 132306/0001 - March 2018

Name or company name	Anglia Orthodontics	17/18 Contracted general activity (UDA)	0
Contract type name	PDS Contract	Carry forward general activity (UDA)	0
Purpose of contract	Orthodontic	17/18 Contracted orthodontic activity (UOA)	20,512
Contract start date	01/04/2007	Carry forward orthodontic activity (UOA)	-273
Contract end date	31/03/2019	Baseline contract value	£1,288,110.41

ACCESS	Contract	England and Wales
24 month ratio of assessments to patient IDs	1.01	1.04

ACTIVITY	Contract
Contract assess and fit appliances (case starts) as a percentage of Area Team case starts	10.8 %

Cumulative percentage of contracted UOA delivered 2017 & 2018



Month	Adjusted Scheduled Activity (UOA)		
	2016	2017	2018
April	483	152	1,265
May	1,981	3,332	3,437
June	3,819	3,564	4,604
July	5,690	7,249	7,750
August	7,121	8,424	9,734
September	8,739	9,953	12,564
October	10,453	11,423	13,721
November	12,089	13,429	15,438
December	13,757	15,561	17,399
January	15,854	17,050	19,181
February	17,980	18,453	19,907
March	20,047	20,160	20,479
April	20,622	20,680	
May	20,664	20,701	
June	20,664	20,785	

QUALITY (rolling 12 month period)	Contract Quantity	Contract Base Number	Contract *	Area Team	Region	England
% of all assessments that were assess and fit appliances (case starts)	999	1,358	73.6%	50.3%	57.8%	60.1%
% of all assessments that were assess and refuse	330	1,358	24.3%	13.6%	11.2%	11.3%
% of all assessments that were assess and review	29	1,358	2.1%	36.0%	31.0%	28.6%
% of case starts with a reported IOTN of 3 and Aesthetic Component of 5 or below	2	999	0.2%	0.1%	0.1%	0.1%
% of case starts with a reported IOTN of 3 and Aesthetic Component of 6 or above	41	999	4.1%	5.5%	4.1%	4.1%
% of case starts with a reported IOTN of 4	798	999	79.9%	75.2%	76.4%	77.7%
% of case starts with a reported IOTN of 5	156	999	15.6%	18.8%	17.7%	16.8 %
% of concluded courses in receipt of dual-arch fixed appliances	769	846	90.9%	78.5%	69.8%	73.8%
% of concluded courses where treatment was abandoned or discontinued	45	846	5.3%	7.0%	8.3%	7.0%
% of patients satisfied with the treatment they have received	25	25	100.0%	96.3%	96.6%	96.0%

* Figures in italics indicate that the base number is less than 100.

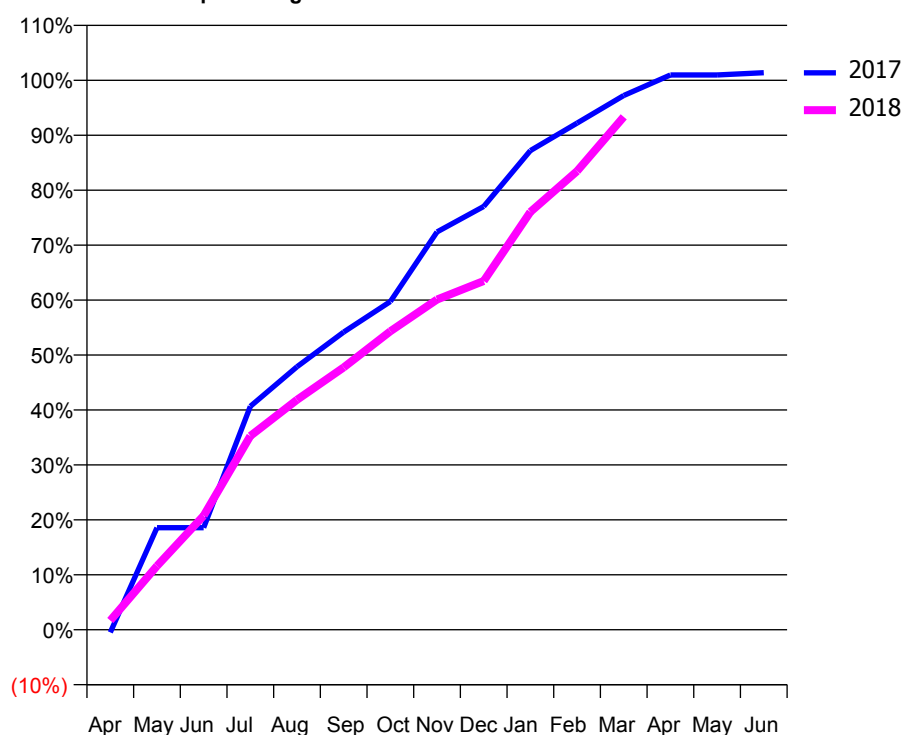
Q56 - Vital Signs Orthodontic At a Glance Contract Report for 132306/0003 - March 2018

Name or company name	Anglia Orthodontics	17/18 Contracted general activity (UDA)	0
Contract type name	PDS Contract	Carry forward general activity (UDA)	0
Purpose of contract	Orthodontic	17/18 Contracted orthodontic activity (UOA)	5,128
Contract start date	01/04/2013	Carry forward orthodontic activity (UOA)	0
Contract end date	31/03/2019	Baseline contract value	£322,027.60

ACCESS	Contract	England and Wales
24 month ratio of assessments to patient IDs	1.03	1.04

ACTIVITY	Contract
Contract assess and fit appliances (case starts) as a percentage of Area Team case starts	2.7 %

Cumulative percentage of contracted UOA delivered 2017 & 2018



Month	Adjusted Scheduled Activity (UOA)		
	2016	2017	2018
April	-5	-26	86
May	514	952	595
June	1,462	952	1,065
July	1,778	2,085	1,809
August	2,659	2,455	2,146
September	3,678	2,778	2,448
October	3,974	3,063	2,786
November	4,206	3,713	3,082
December	4,549	3,950	3,255
January	4,844	4,472	3,899
February	4,912	4,728	4,280
March	5,039	4,986	4,786
April	5,102	5,177	
May	5,102	5,177	
June	5,102	5,198	

QUALITY (rolling 12 month period)

	Contract Quantity	Contract Base Number	Contract *	Area Team	Region	England
% of all assessments that were assess and fit appliances (case starts)	245	284	86.3%	50.3%	57.8%	60.1%
% of all assessments that were assess and refuse	25	284	8.8%	13.6%	11.2%	11.3%
% of all assessments that were assess and review	14	284	4.9%	36.0%	31.0%	28.6%
% of case starts with a reported IOTN of 3 and Aesthetic Component of 5 or below	0	245	N/A	0.1%	0.1%	0.1%
% of case starts with a reported IOTN of 3 and Aesthetic Component of 6 or above	4	245	1.6%	5.5%	4.1%	4.1%
% of case starts with a reported IOTN of 4	205	245	83.7%	75.2%	76.4%	77.7%
% of case starts with a reported IOTN of 5	34	245	13.9%	18.8%	17.7%	16.8 %
% of concluded courses in receipt of dual-arch fixed appliances	213	244	87.3%	78.5%	69.8%	73.8%
% of concluded courses where treatment was abandoned or discontinued	17	244	7.0%	7.0%	8.3%	7.0%
% of patients satisfied with the treatment they have received	3	3	100.0%	96.3%	96.6%	96.0%

* Figures in italics indicate that the base number is less than 100.

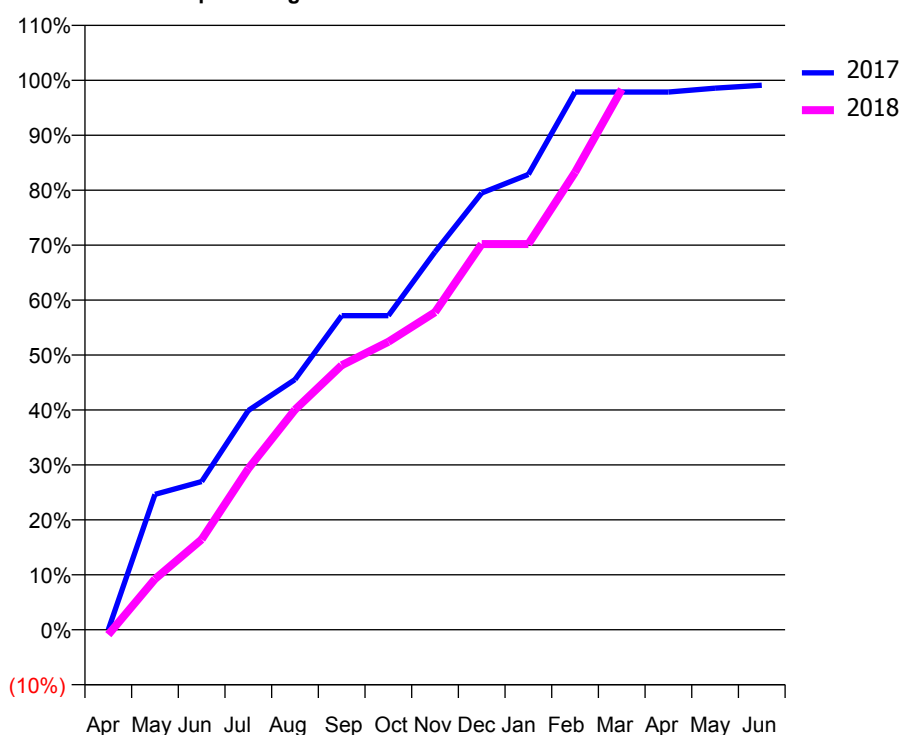
Q56 - Vital Signs Orthodontic At a Glance Contract Report for 133582/0001 - March 2018

Name or company name	Dr Horan & Dr Simkiene	17/18 Contracted general activity (UDA)	15,998
Contract type name	GDS Contract	Carry forward general activity (UDA)	150
Purpose of contract	General and Orthodontic	17/18 Contracted orthodontic activity (UOA)	4,054
Contract start date	01/05/2013	Carry forward orthodontic activity (UOA)	37
Contract end date		Baseline contract value	£603,376.67

ACCESS	Contract	England and Wales
24 month ratio of assessments to patient IDs	1.51	1.04

ACTIVITY	Contract
Contract assess and fit appliances (case starts) as a percentage of Area Team case starts	2.0 %

Cumulative percentage of contracted UOA delivered 2017 & 2018



Month	Adjusted Scheduled Activity (UOA)		
	2016	2017	2018
April	123	0	-37
May	575	999	374
June	759	1,093	667
July	1,249	1,618	1,189
August	1,389	1,846	1,624
September	2,074	2,317	1,951
October	2,477	2,317	2,124
November	2,741	2,788	2,343
December	3,370	3,222	2,846
January	3,531	3,359	2,846
February	4,126	3,967	3,375
March	4,126	3,967	3,988
April	4,126	3,967	
May	4,159	3,996	
June	4,159	4,017	

QUALITY (rolling 12 month period)

	Contract Quantity	Contract Base Number	Contract *	Area Team	Region	England
% of all assessments that were assess and fit appliances (case starts)	180	476	37.8%	50.3%	57.8%	60.1%
% of all assessments that were assess and refuse	11	476	2.3%	13.6%	11.2%	11.3%
% of all assessments that were assess and review	285	476	59.9%	36.0%	31.0%	28.6%
% of case starts with a reported IOTN of 3 and Aesthetic Component of 5 or below	0	180	N/A	0.1%	0.1%	0.1%
% of case starts with a reported IOTN of 3 and Aesthetic Component of 6 or above	0	180	N/A	5.5%	4.1%	4.1%
% of case starts with a reported IOTN of 4	133	180	73.9%	75.2%	76.4%	77.7%
% of case starts with a reported IOTN of 5	47	180	26.1%	18.8%	17.7%	16.8 %
% of concluded courses in receipt of dual-arch fixed appliances	132	169	78.1%	78.5%	69.8%	73.8%
% of concluded courses where treatment was abandoned or discontinued	30	169	17.8%	7.0%	8.3%	7.0%
% of patients satisfied with the treatment they have received	2	2	100.0%	96.3%	96.6%	96.0%

* Figures in italics indicate that the base number is less than 100.

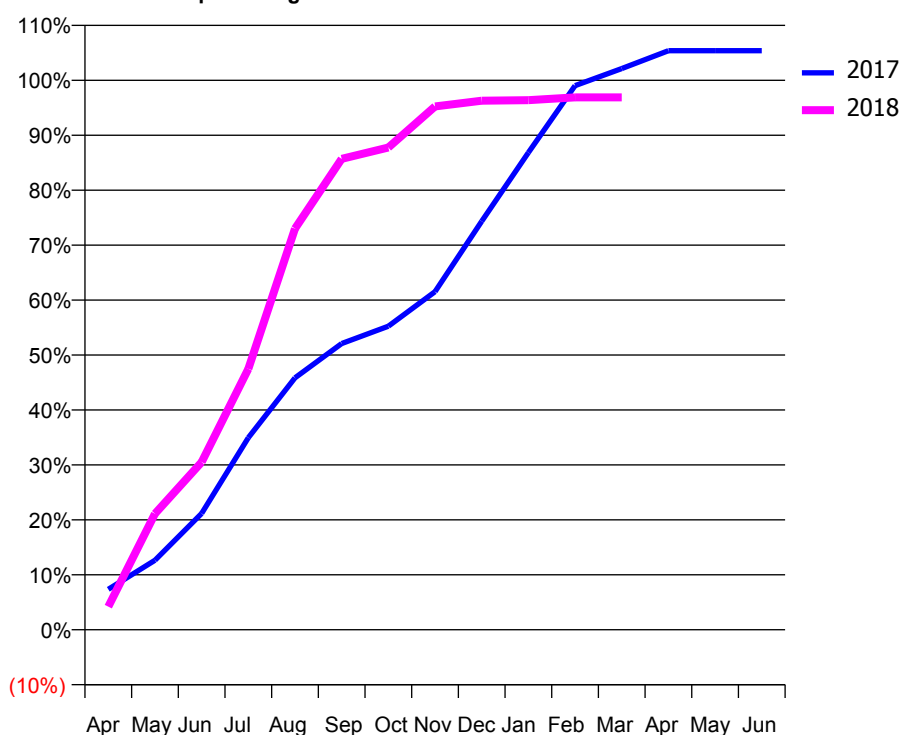
Q56 - Vital Signs Orthodontic At a Glance Contract Report for 157635/0001 - March 2018

Name or company name	Friars Street Dental Ltd	17/18 Contracted general activity (UDA)	2,500
Contract type name	GDS Contract	Carry forward general activity (UDA)	0
Purpose of contract	General and Orthodontic	17/18 Contracted orthodontic activity (UOA)	2,022
Contract start date	01/11/2015	Carry forward orthodontic activity (UOA)	-40
Contract end date		Baseline contract value	£186,107.00

ACCESS	Contract	England and Wales
24 month ratio of assessments to patient IDs	1.01	1.04

ACTIVITY	Contract
Contract assess and fit appliances (case starts) as a percentage of Area Team case starts	1.0 %

Cumulative percentage of contracted UOA delivered 2017 & 2018



Month	Adjusted Scheduled Activity (UOA)		
	2016	2017	2018
April	0	149	85
May	0	256	427
June	0	428	617
July	0	707	960
August	0	927	1,476
September	0	1,053	1,733
October	0	1,117	1,775
November	0	1,244	1,926
December	46	1,503	1,947
January	111	1,756	1,949
February	141	2,002	1,959
March	276	2,065	1,959
April	302	2,131	
May	302	2,131	
June	302	2,131	

QUALITY (rolling 12 month period)	Contract Quantity	Contract Base Number	Contract *	Area Team	Region	England
% of all assessments that were assess and fit appliances (case starts)	92	142	64.8%	50.3%	57.8%	60.1%
% of all assessments that were assess and refuse	20	142	14.1%	13.6%	11.2%	11.3%
% of all assessments that were assess and review	30	142	21.1%	36.0%	31.0%	28.6%
% of case starts with a reported IOTN of 3 and Aesthetic Component of 5 or below	0	92	<i>N/A</i>	0.1%	0.1%	0.1%
% of case starts with a reported IOTN of 3 and Aesthetic Component of 6 or above	0	92	<i>N/A</i>	5.5%	4.1%	4.1%
% of case starts with a reported IOTN of 4	76	92	82.6%	75.2%	76.4%	77.7%
% of case starts with a reported IOTN of 5	14	92	15.2%	18.8%	17.7%	16.8%
% of concluded courses in receipt of dual-arch fixed appliances	0	82	<i>N/A</i>	78.5%	69.8%	73.8%
% of concluded courses where treatment was abandoned or discontinued	2	82	2.4%	7.0%	8.3%	7.0%
% of patients satisfied with the treatment they have received	4	4	100.0%	96.3%	96.6%	96.0%

* Figures in italics indicate that the base number is less than 100.

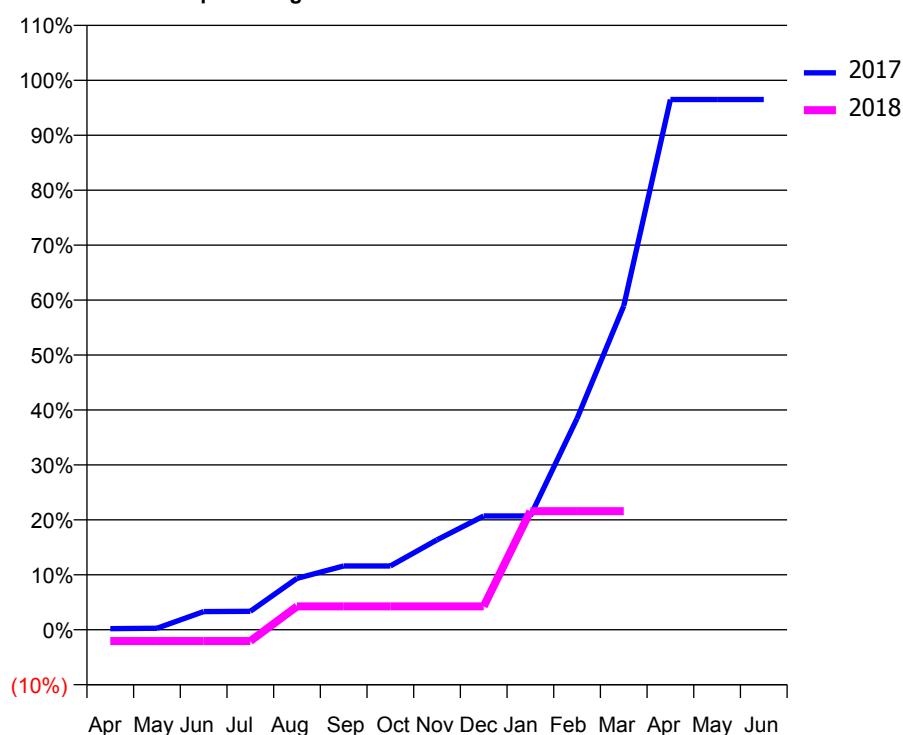
Q56 - Vital Signs Orthodontic At a Glance Contract Report for 157872/0001 - March 2018

Name or company name	St Marks Orthodontics	17/18 Contracted general activity (UDA)	0
Contract type name	PDS Contract	Carry forward general activity (UDA)	0
Purpose of contract	Orthodontic	17/18 Contracted orthodontic activity (UOA)	1,454
Contract start date	19/08/2013	Carry forward orthodontic activity (UOA)	51
Contract end date	31/03/2019	Baseline contract value	£88,910.12

ACCESS	Contract	England and Wales
24 month ratio of assessments to patient IDs	1.02	1.04

ACTIVITY	Contract
Contract assess and fit appliances (case starts) as a percentage of Area Team case starts	0.5 %

Cumulative percentage of contracted UOA delivered 2017 & 2018



Month	Adjusted Scheduled Activity (UOA)		
	2016	2017	2018
April	0	3	-30
May	0	4	-30
June	0	48	-30
July	0	49	-30
August	0	136	62
September	91	169	62
October	178	169	62
November	242	238	62
December	311	301	62
January	336	301	314
February	400	559	314
March	590	857	314
April	590	1,403	
May	590	1,403	
June	590	1,403	

QUALITY (rolling 12 month period)	Contract Quantity	Contract Base Number	Contract *	Area Team	Region	England
% of all assessments that were assess and fit appliances (case starts)	46	46	100.0%	50.3%	57.8%	60.1%
% of all assessments that were assess and refuse	0	46	0.0%	13.6%	11.2%	11.3%
% of all assessments that were assess and review	0	46	0.0%	36.0%	31.0%	28.6%
% of case starts with a reported IOTN of 3 and Aesthetic Component of 5 or below	0	46	N/A	0.1%	0.1%	0.1%
% of case starts with a reported IOTN of 3 and Aesthetic Component of 6 or above	1	46	2.2%	5.5%	4.1%	4.1%
% of case starts with a reported IOTN of 4	39	46	84.8%	75.2%	76.4%	77.7%
% of case starts with a reported IOTN of 5	6	46	13.0%	18.8%	17.7%	16.8 %
% of concluded courses in receipt of dual-arch fixed appliances	0	0	N/A	78.5%	69.8%	73.8%
% of concluded courses where treatment was abandoned or discontinued	0	0	N/A	7.0%	8.3%	7.0%
% of patients satisfied with the treatment they have received	6	6	100.0%	96.3%	96.6%	96.0%

* Figures in italics indicate that the base number is less than 100.

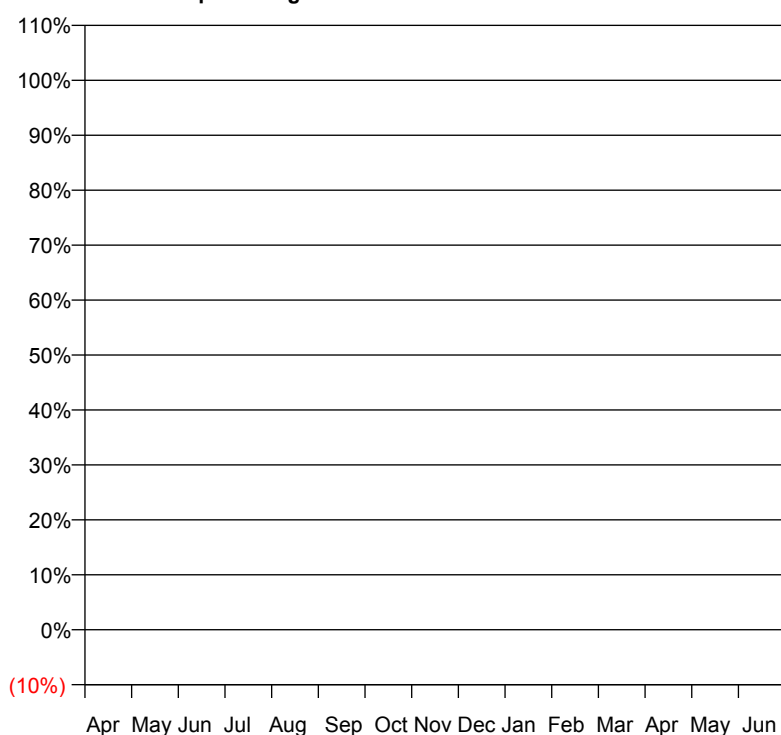
Q56 - Vital Signs Orthodontic At a Glance Contract Report for 158976/0001 - March 2018

Name or company name	Tuddenham Road Dental Surgery	17/18 Contracted general activity (UDA)	1,331
Contract type name	PDS Contract	Carry forward general activity (UDA)	0
Purpose of contract	General	17/18 Contracted orthodontic activity (UOA)	0
Contract start date	01/04/2012	Carry forward orthodontic activity (UOA)	0
Contract end date	30/06/2018	Baseline contract value	£29,732.13

ACCESS	Contract	England and Wales
24 month ratio of assessments to patient IDs	1.00	1.04

ACTIVITY	Contract
Contract assess and fit appliances (case starts) as a percentage of Area Team case starts	0.0 %

Cumulative percentage of contracted UOA delivered 2017 & 2018



— 2017
— 2018

Month	Adjusted Scheduled Activity (UOA)		
	2016	2017	2018
April	0	0	1
May	0	0	1
June	0	0	1
July	0	1	1
August	0	1	1
September	0	1	1
October	0	1	1
November	0	1	1
December	0	1	1
January	0	1	1
February	0	1	1
March	0	1	1
April	0	1	
May	0	1	
June	0	1	

QUALITY (rolling 12 month period)

	Contract Quantity	Contract Base Number	Contract *	Area Team	Region	England
% of all assessments that were assess and fit appliances (case starts)	0	1	0.0%	50.3%	57.8%	60.1%
% of all assessments that were assess and refuse	1	1	100.0%	13.6%	11.2%	11.3%
% of all assessments that were assess and review	0	1	0.0%	36.0%	31.0%	28.6%
% of case starts with a reported IOTN of 3 and Aesthetic Component of 5 or below	0	0	N/A	0.1%	0.1%	0.1%
% of case starts with a reported IOTN of 3 and Aesthetic Component of 6 or above	0	0	N/A	5.5%	4.1%	4.1%
% of case starts with a reported IOTN of 4	0	0	N/A	75.2%	76.4%	77.7%
% of case starts with a reported IOTN of 5	0	0	N/A	18.8%	17.7%	16.8 %
% of concluded courses in receipt of dual-arch fixed appliances	0	0	N/A	78.5%	69.8%	73.8%
% of concluded courses where treatment was abandoned or discontinued	0	0	N/A	7.0%	8.3%	7.0%
% of patients satisfied with the treatment they have received	0	0	N/A	96.3%	96.6%	96.0%

* Figures in italics indicate that the base number is less than 100.

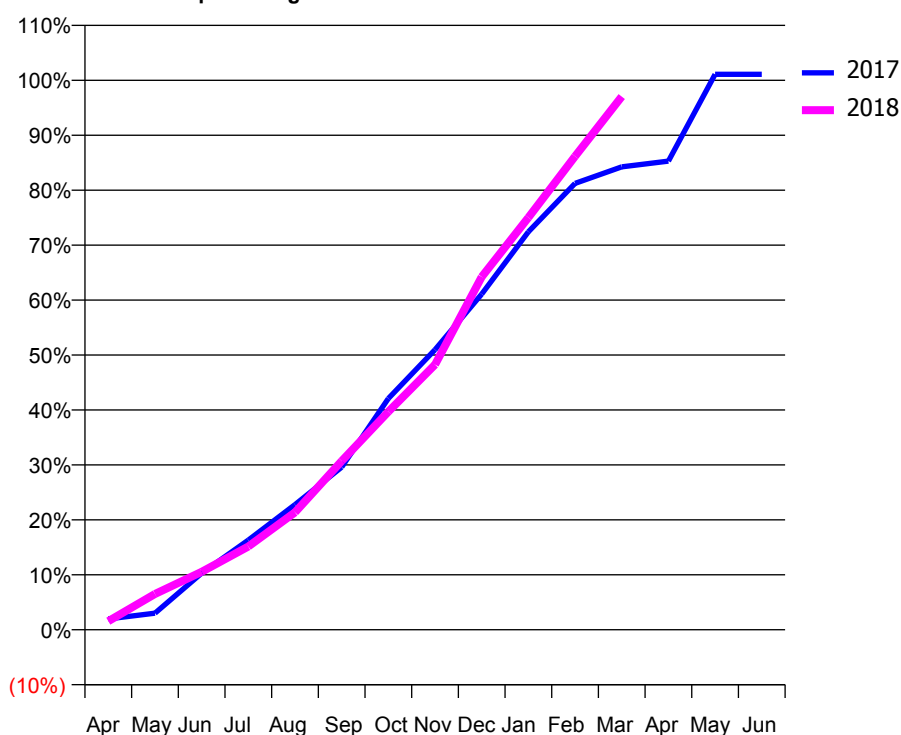
Q56 - Vital Signs Orthodontic At a Glance Contract Report for 163325/0001 - March 2018

Name or company name	Campbell Huber Orthodontists	17/18 Contracted general activity (UDA)	0
Contract type name	PDS Contract	Carry forward general activity (UDA)	0
Purpose of contract	Orthodontic	17/18 Contracted orthodontic activity (UOA)	4,781
Contract start date	01/04/2009	Carry forward orthodontic activity (UOA)	-52
Contract end date	31/03/2019	Baseline contract value	£296,618.15

ACCESS	Contract	England and Wales
24 month ratio of assessments to patient IDs	1.22	1.04

ACTIVITY	Contract
Contract assess and fit appliances (case starts) as a percentage of Area Team case starts	2.6 %

Cumulative percentage of contracted UOA delivered 2017 & 2018



Month	Adjusted Scheduled Activity (UOA)		
	2016	2017	2018
April	99	94	75
May	194	145	312
June	443	493	504
July	1,125	780	724
August	1,435	1,089	1,022
September	1,706	1,415	1,468
October	1,867	2,012	1,897
November	2,172	2,437	2,307
December	2,629	2,921	3,070
January	2,934	3,463	3,587
February	3,667	3,884	4,119
March	4,643	4,028	4,639
April	4,792	4,077	
May	4,792	4,833	
June	4,792	4,833	

QUALITY (rolling 12 month period)

	Contract Quantity	Contract Base Number	Contract *	Area Team	Region	England
% of all assessments that were assess and fit appliances (case starts)	237	667	35.5%	50.3%	57.8%	60.1%
% of all assessments that were assess and refuse	114	667	17.1%	13.6%	11.2%	11.3%
% of all assessments that were assess and review	316	667	47.4%	36.0%	31.0%	28.6%
% of case starts with a reported IOTN of 3 and Aesthetic Component of 5 or below	0	237	N/A	0.1%	0.1%	0.1%
% of case starts with a reported IOTN of 3 and Aesthetic Component of 6 or above	58	237	24.5%	5.5%	4.1%	4.1%
% of case starts with a reported IOTN of 4	146	237	61.6%	75.2%	76.4%	77.7%
% of case starts with a reported IOTN of 5	33	237	13.9%	18.8%	17.7%	16.8 %
% of concluded courses in receipt of dual-arch fixed appliances	166	204	81.4%	78.5%	69.8%	73.8%
% of concluded courses where treatment was abandoned or discontinued	25	204	12.3%	7.0%	8.3%	7.0%
% of patients satisfied with the treatment they have received	2	2	100.0%	96.3%	96.6%	96.0%

* Figures in italics indicate that the base number is less than 100.

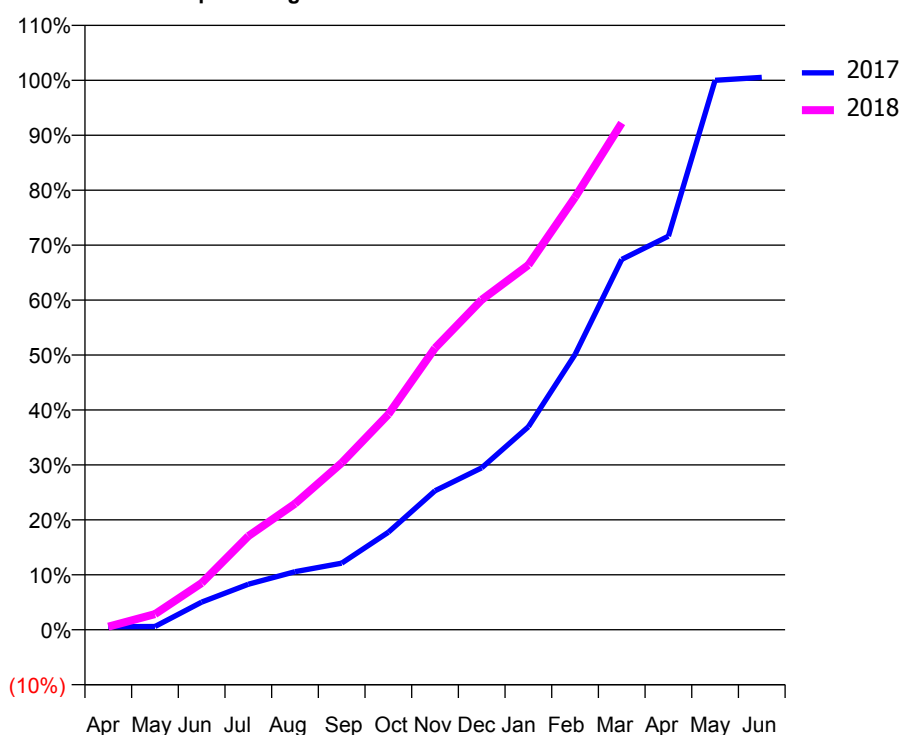
Q56 - Vital Signs Orthodontic At a Glance Contract Report for 163325/0002 - March 2018

Name or company name	Campbell Huber Orthodontists	17/18 Contracted general activity (UDA)	0
Contract type name	PDS Contract	Carry forward general activity (UDA)	0
Purpose of contract	Orthodontic	17/18 Contracted orthodontic activity (UOA)	4,075
Contract start date	01/09/2009	Carry forward orthodontic activity (UOA)	-21
Contract end date	31/08/2019	Baseline contract value	£265,213.26

ACCESS	Contract	England and Wales
24 month ratio of assessments to patient IDs	1.24	1.04

ACTIVITY	Contract
Contract assess and fit appliances (case starts) as a percentage of Area Team case starts	2.4 %

Cumulative percentage of contracted UOA delivered 2017 & 2018



Month	Adjusted Scheduled Activity (UOA)		
	2016	2017	2018
April	2	23	23
May	68	24	116
June	146	205	347
July	520	338	695
August	678	431	935
September	958	494	1,238
October	1,136	723	1,598
November	1,446	1,031	2,089
December	1,701	1,201	2,447
January	1,874	1,506	2,705
February	2,292	2,042	3,208
March	2,691	2,747	3,759
April	3,011	2,919	
May	3,011	4,075	
June	3,011	4,096	

QUALITY (rolling 12 month period)

	Contract Quantity	Contract Base Number	Contract *	Area Team	Region	England
% of all assessments that were assess and fit appliances (case starts)	225	602	37.4%	50.3%	57.8%	60.1%
% of all assessments that were assess and refuse	86	602	14.3%	13.6%	11.2%	11.3%
% of all assessments that were assess and review	291	602	48.3%	36.0%	31.0%	28.6%
% of case starts with a reported IOTN of 3 and Aesthetic Component of 5 or below	0	225	N/A	0.1%	0.1%	0.1%
% of case starts with a reported IOTN of 3 and Aesthetic Component of 6 or above	69	225	30.7%	5.5%	4.1%	4.1%
% of case starts with a reported IOTN of 4	127	225	56.4%	75.2%	76.4%	77.7%
% of case starts with a reported IOTN of 5	29	225	12.9%	18.8%	17.7%	16.8 %
% of concluded courses in receipt of dual-arch fixed appliances	92	111	82.9%	78.5%	69.8%	73.8%
% of concluded courses where treatment was abandoned or discontinued	14	111	12.6%	7.0%	8.3%	7.0%
% of patients satisfied with the treatment they have received	7	7	100.0%	96.3%	96.6%	96.0%

* Figures in italics indicate that the base number is less than 100.

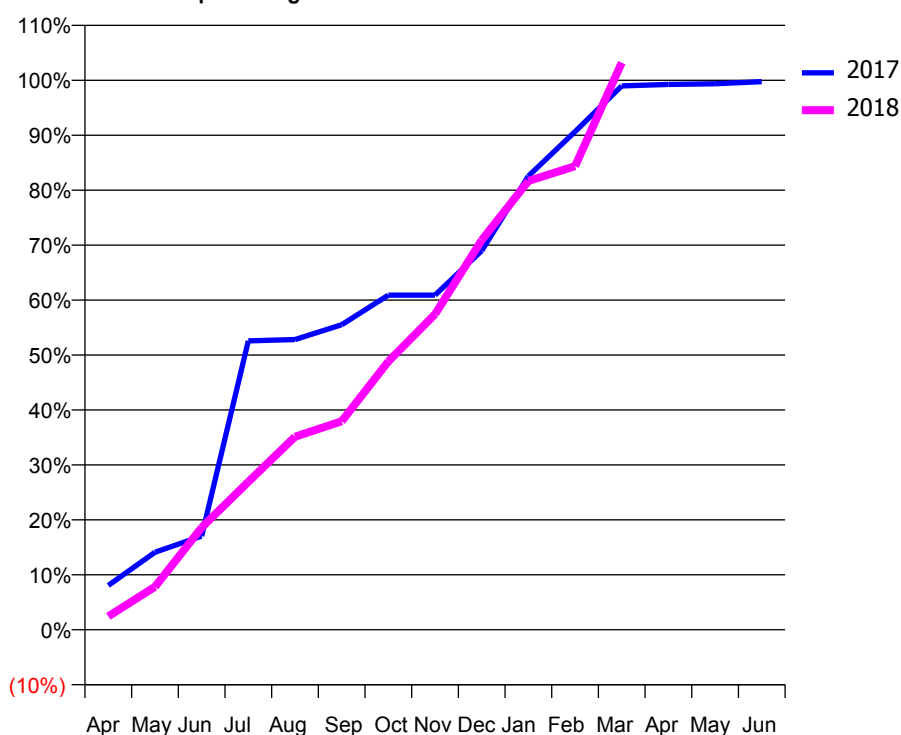
Q56 - Vital Signs Orthodontic At a Glance Contract Report for 168289/0001 - March 2018

Name or company name	Mr Wolkenstein & Ms L Lucchesi	17/18 Contracted general activity (UDA)	0
Contract type name	PDS Contract	Carry forward general activity (UDA)	0
Purpose of contract	Orthodontic	17/18 Contracted orthodontic activity (UOA)	780
Contract start date	01/04/2013	Carry forward orthodontic activity (UOA)	2
Contract end date	31/03/2019	Baseline contract value	£48,982.35

ACCESS	Contract	England and Wales
24 month ratio of assessments to patient IDs	1.20	1.04

ACTIVITY	Contract
Contract assess and fit appliances (case starts) as a percentage of Area Team case starts	0.4 %

Cumulative percentage of contracted UOA delivered 2017 & 2018



Month	Adjusted Scheduled Activity (UOA)		
	2016	2017	2018
April	0	63	19
May	76	110	61
June	100	133	145
July	322	410	210
August	372	412	274
September	460	433	296
October	483	475	381
November	483	475	448
December	483	538	553
January	483	644	637
February	527	707	658
March	763	772	805
April	765	774	
May	770	775	
June	770	778	

QUALITY (rolling 12 month period)

	Contract Quantity	Contract Base Number	Contract *	Area Team	Region	England
% of all assessments that were assess and fit appliances (case starts)	38	55	69.1%	50.3%	57.8%	60.1%
% of all assessments that were assess and refuse	0	55	0.0%	13.6%	11.2%	11.3%
% of all assessments that were assess and review	17	55	30.9%	36.0%	31.0%	28.6%
% of case starts with a reported IOTN of 3 and Aesthetic Component of 5 or below	0	38	N/A	0.1%	0.1%	0.1%
% of case starts with a reported IOTN of 3 and Aesthetic Component of 6 or above	1	38	2.6%	5.5%	4.1%	4.1%
% of case starts with a reported IOTN of 4	30	38	78.9%	75.2%	76.4%	77.7%
% of case starts with a reported IOTN of 5	6	38	15.8%	18.8%	17.7%	16.8%
% of concluded courses in receipt of dual-arch fixed appliances	24	27	88.9%	78.5%	69.8%	73.8%
% of concluded courses where treatment was abandoned or discontinued	0	27	0.0%	7.0%	8.3%	7.0%
% of patients satisfied with the treatment they have received	0	0	N/A	96.3%	96.6%	96.0%

* Figures in italics indicate that the base number is less than 100.

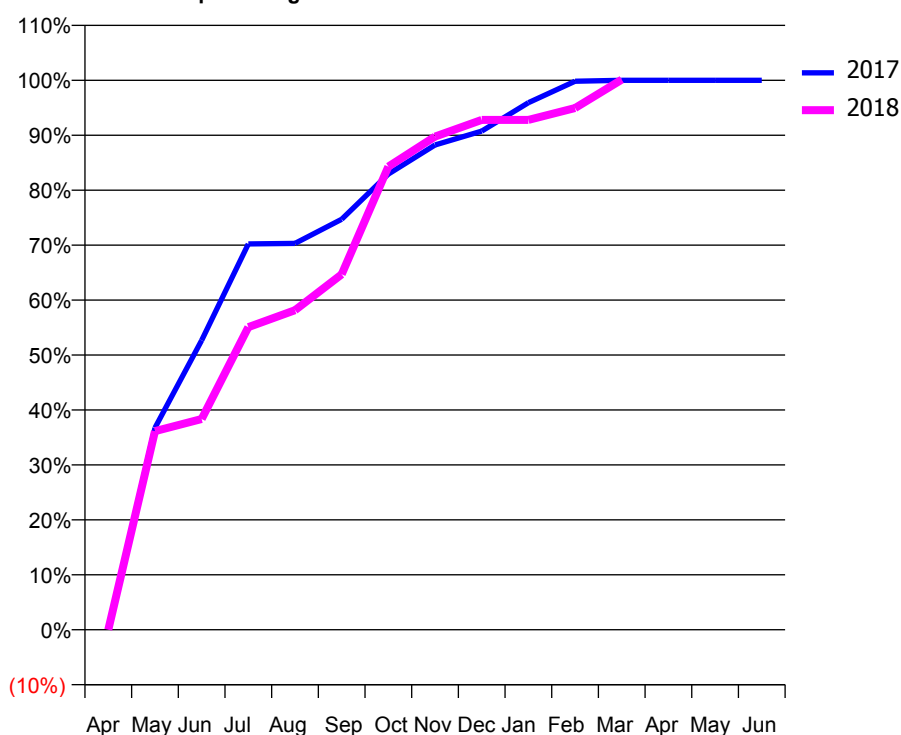
Q56 - Vital Signs Orthodontic At a Glance Contract Report for 169501/0001 - March 2018

Name or company name	Orthoactive Ltd	17/18 Contracted general activity (UDA)	0
Contract type name	PDS Contract	Carry forward general activity (UDA)	0
Purpose of contract	Orthodontic	17/18 Contracted orthodontic activity (UOA)	2,954
Contract start date	01/04/2011	Carry forward orthodontic activity (UOA)	0
Contract end date	31/03/2019	Baseline contract value	£176,366.99

ACCESS	Contract	England and Wales
24 month ratio of assessments to patient IDs	1.01	1.04

ACTIVITY	Contract
Contract assess and fit appliances (case starts) as a percentage of Area Team case starts	1.5 %

Cumulative percentage of contracted UOA delivered 2017 & 2018



Month	Adjusted Scheduled Activity (UOA)		
	2016	2017	2018
April	87	3	0
May	1,403	1,086	1,068
June	1,848	1,556	1,133
July	2,240	2,074	1,627
August	2,525	2,077	1,718
September	2,637	2,207	1,911
October	2,730	2,450	2,490
November	2,762	2,606	2,651
December	2,792	2,681	2,741
January	2,792	2,833	2,741
February	2,818	2,949	2,805
March	2,934	2,954	2,957
April	2,934	2,954	
May	2,957	2,954	
June	2,957	2,954	

QUALITY (rolling 12 month period)	Contract Quantity	Contract Base Number	Contract *	Area Team	Region	England
% of all assessments that were assess and fit appliances (case starts)	136	237	57.4%	50.3%	57.8%	60.1%
% of all assessments that were assess and refuse	73	237	30.8%	13.6%	11.2%	11.3%
% of all assessments that were assess and review	28	237	11.8%	36.0%	31.0%	28.6%
% of case starts with a reported IOTN of 3 and Aesthetic Component of 5 or below	0	136	N/A	0.1%	0.1%	0.1%
% of case starts with a reported IOTN of 3 and Aesthetic Component of 6 or above	1	136	0.7%	5.5%	4.1%	4.1%
% of case starts with a reported IOTN of 4	42	136	30.9%	75.2%	76.4%	77.7%
% of case starts with a reported IOTN of 5	93	136	68.4%	18.8%	17.7%	16.8 %
% of concluded courses in receipt of dual-arch fixed appliances	0	117	N/A	78.5%	69.8%	73.8%
% of concluded courses where treatment was abandoned or discontinued	2	117	1.7%	7.0%	8.3%	7.0%
% of patients satisfied with the treatment they have received	16	16	100.0%	96.3%	96.6%	96.0%

* Figures in italics indicate that the base number is less than 100.

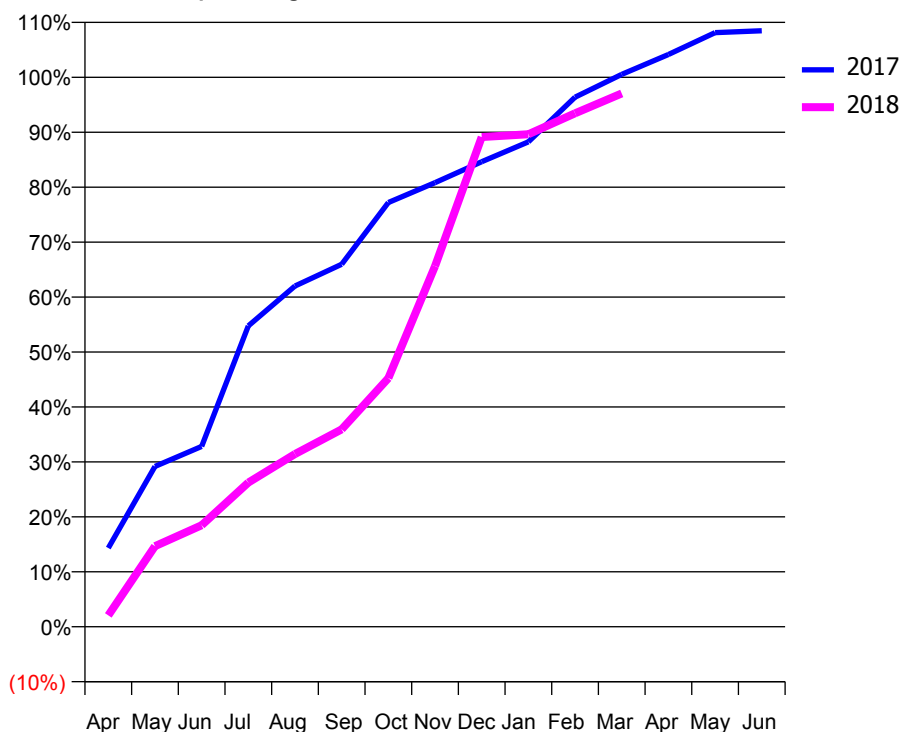
Q56 - Vital Signs Orthodontic At a Glance Contract Report for 171239/0001 - March 2018

Name or company name	The Loddon Dental Practice	17/18 Contracted general activity (UDA)	18,962
Contract type name	GDS Contract	Carry forward general activity (UDA)	65
Purpose of contract	General and Orthodontic	17/18 Contracted orthodontic activity (UOA)	579
Contract start date	13/10/2007	Carry forward orthodontic activity (UOA)	-12
Contract end date		Baseline contract value	£526,368.01

ACCESS	Contract	England and Wales
24 month ratio of assessments to patient IDs	1.01	1.04

ACTIVITY	Contract
Contract assess and fit appliances (case starts) as a percentage of Area Team case starts	0.3 %

Cumulative percentage of contracted UOA delivered 2017 & 2018



Month	Adjusted Scheduled Activity (UOA)		
	2016	2017	2018
April	0	83	12
May	64	169	85
June	114	190	107
July	168	317	152
August	214	359	182
September	280	382	208
October	301	447	262
November	302	468	380
December	324	490	516
January	346	511	519
February	497	558	541
March	561	582	562
April	561	603	
May	561	626	
June	561	628	

QUALITY (rolling 12 month period)	Contract Quantity	Contract Base Number	Contract *	Area Team	Region	England
% of all assessments that were assess and fit appliances (case starts)	25	101	24.8%	50.3%	57.8%	60.1%
% of all assessments that were assess and refuse	19	101	18.8%	13.6%	11.2%	11.3%
% of all assessments that were assess and review	57	101	56.4%	36.0%	31.0%	28.6%
% of case starts with a reported IOTN of 3 and Aesthetic Component of 5 or below	0	25	<i>N/A</i>	0.1%	0.1%	0.1%
% of case starts with a reported IOTN of 3 and Aesthetic Component of 6 or above	1	25	4.0%	5.5%	4.1%	4.1%
% of case starts with a reported IOTN of 4	20	25	80.0%	75.2%	76.4%	77.7%
% of case starts with a reported IOTN of 5	4	25	16.0%	18.8%	17.7%	16.8 %
% of concluded courses in receipt of dual-arch fixed appliances	12	21	57.1%	78.5%	69.8%	73.8%
% of concluded courses where treatment was abandoned or discontinued	2	21	9.5%	7.0%	8.3%	7.0%
% of patients satisfied with the treatment they have received	0	0	<i>N/A</i>	96.3%	96.6%	96.0%

* Figures in italics indicate that the base number is less than 100.

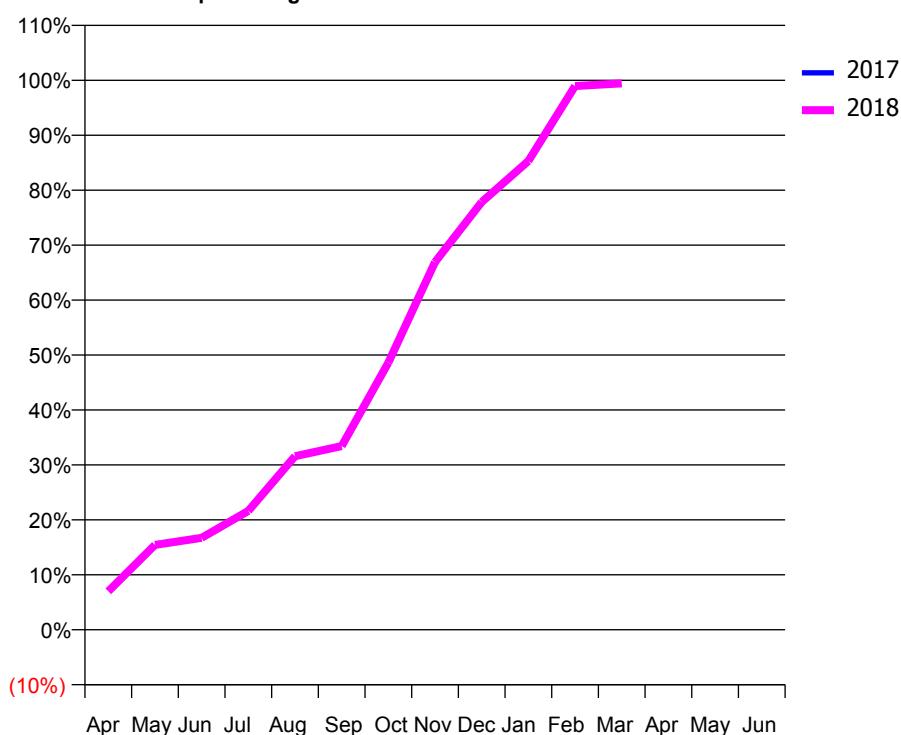
Q56 - Vital Signs Orthodontic At a Glance Contract Report for 171239/0002 - March 2018

Name or company name	The Loddon Dental Practice	17/18 Contracted general activity (UDA)	0
Contract type name	PDS Contract	Carry forward general activity (UDA)	0
Purpose of contract	General and Orthodontic	17/18 Contracted orthodontic activity (UOA)	4,936
Contract start date	04/01/2015	Carry forward orthodontic activity (UOA)	0
Contract end date	31/03/2019	Baseline contract value	£303,701.51

ACCESS	Contract	England and Wales
24 month ratio of assessments to patient IDs	1.01	1.04

ACTIVITY	Contract
Contract assess and fit appliances (case starts) as a percentage of Area Team case starts	2.5 %

Cumulative percentage of contracted UOA delivered 2017 & 2018



Month	Adjusted Scheduled Activity (UOA)		
	2016	2017	2018
April	0	0	345
May	0	129	763
June	0	278	826
July	0	536	1,068
August	0	979	1,559
September	0	1,481	1,650
October	0	2,164	2,400
November	0	3,076	3,303
December	0	3,713	3,842
January	0	4,236	4,211
February	0	4,870	4,884
March	0	4,915	4,908
April	0	4,937	
May	0	5,001	
June	0	5,001	

QUALITY (rolling 12 month period)

	Contract Quantity	Contract Base Number	Contract *	Area Team	Region	England
% of all assessments that were assess and fit appliances (case starts)	228	435	52.4%	50.3%	57.8%	60.1%
% of all assessments that were assess and refuse	60	435	13.8%	13.6%	11.2%	11.3%
% of all assessments that were assess and review	147	435	33.8%	36.0%	31.0%	28.6%
% of case starts with a reported IOTN of 3 and Aesthetic Component of 5 or below	0	228	N/A	0.1%	0.1%	0.1%
% of case starts with a reported IOTN of 3 and Aesthetic Component of 6 or above	6	228	2.6%	5.5%	4.1%	4.1%
% of case starts with a reported IOTN of 4	189	228	82.9%	75.2%	76.4%	77.7%
% of case starts with a reported IOTN of 5	33	228	14.5%	18.8%	17.7%	16.8 %
% of concluded courses in receipt of dual-arch fixed appliances	14	18	77.8%	78.5%	69.8%	73.8%
% of concluded courses where treatment was abandoned or discontinued	3	18	16.7%	7.0%	8.3%	7.0%
% of patients satisfied with the treatment they have received	7	7	100.0%	96.3%	96.6%	96.0%

* Figures in italics indicate that the base number is less than 100.

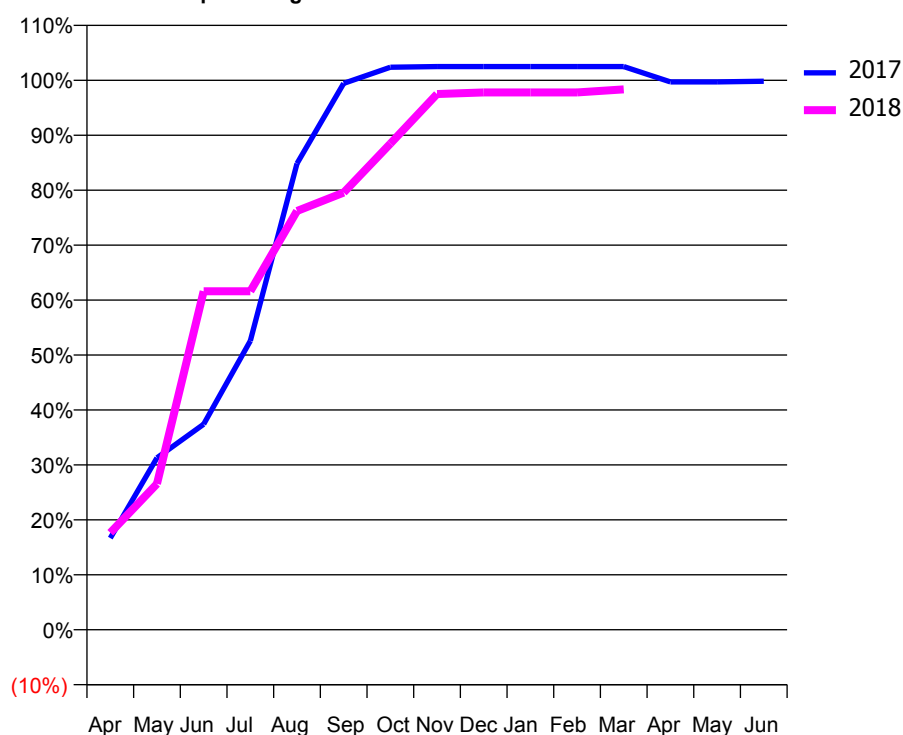
Q56 - Vital Signs Orthodontic At a Glance Contract Report for 176702/0001 - March 2018

Name or company name	Jeffrey Sherer and Larry Levin	17/18 Contracted general activity (UDA)	12,500
Contract type name	GDS Contract	Carry forward general activity (UDA)	3,000
Purpose of contract	General and Orthodontic	17/18 Contracted orthodontic activity (UOA)	719
Contract start date	01/04/2012	Carry forward orthodontic activity (UOA)	0
Contract end date		Baseline contract value	£315,836.91

ACCESS	Contract	England and Wales
24 month ratio of assessments to patient IDs	1.00	1.04

ACTIVITY	Contract
Contract assess and fit appliances (case starts) as a percentage of Area Team case starts	0.4 %

Cumulative percentage of contracted UOA delivered 2017 & 2018



Month	Adjusted Scheduled Activity (UOA)		
	2016	2017	2018
April	22	120	127
May	214	225	191
June	284	269	443
July	377	378	443
August	529	610	548
September	553	715	572
October	658	736	636
November	659	737	701
December	743	737	703
January	743	737	703
February	743	737	703
March	743	737	707
April	743	717	
May	743	717	
June	743	718	

QUALITY (rolling 12 month period)

	Contract Quantity	Contract Base Number	Contract *	Area Team	Region	England
% of all assessments that were assess and fit appliances (case starts)	35	51	68.6%	50.3%	57.8%	60.1%
% of all assessments that were assess and refuse	15	51	29.4%	13.6%	11.2%	11.3%
% of all assessments that were assess and review	1	51	2.0%	36.0%	31.0%	28.6%
% of case starts with a reported IOTN of 3 and Aesthetic Component of 5 or below	0	35	N/A	0.1%	0.1%	0.1%
% of case starts with a reported IOTN of 3 and Aesthetic Component of 6 or above	0	35	N/A	5.5%	4.1%	4.1%
% of case starts with a reported IOTN of 4	33	35	94.3%	75.2%	76.4%	77.7%
% of case starts with a reported IOTN of 5	2	35	5.7%	18.8%	17.7%	16.8 %
% of concluded courses in receipt of dual-arch fixed appliances	20	21	95.2%	78.5%	69.8%	73.8%
% of concluded courses where treatment was abandoned or discontinued	1	21	4.8%	7.0%	8.3%	7.0%
% of patients satisfied with the treatment they have received	2	2	100.0%	96.3%	96.6%	96.0%

* Figures in italics indicate that the base number is less than 100.

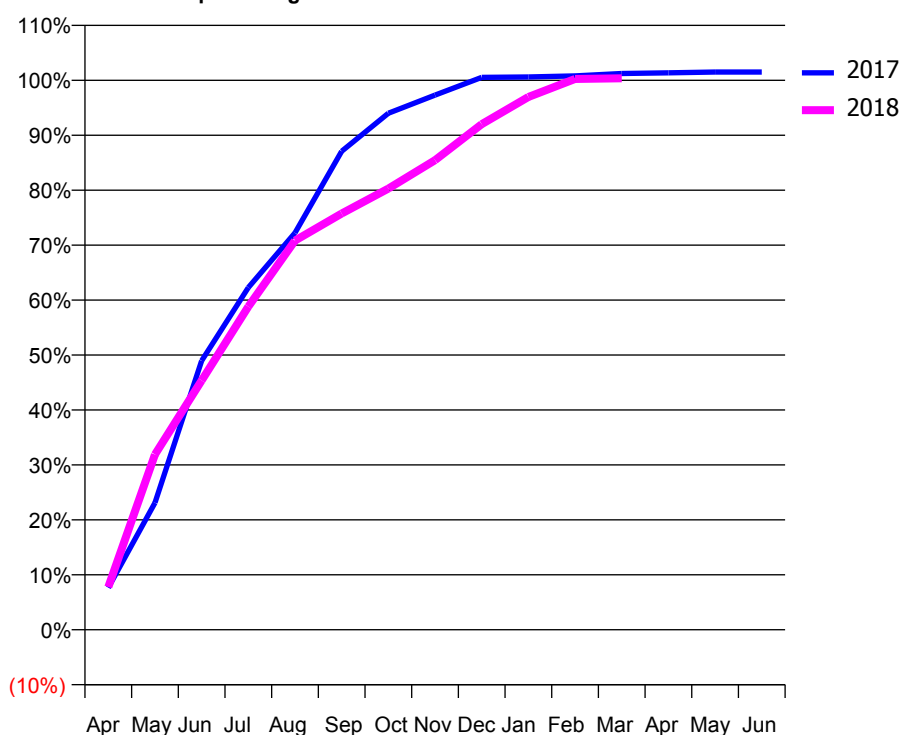
Q56 - Vital Signs Orthodontic At a Glance Contract Report for 178861/0001 - March 2018

Name or company name	Smile Orthodontics	17/18 Contracted general activity (UDA)	0
Contract type name	PDS Contract	Carry forward general activity (UDA)	0
Purpose of contract	Orthodontic	17/18 Contracted orthodontic activity (UOA)	13,458
Contract start date	01/07/2008	Carry forward orthodontic activity (UOA)	-202
Contract end date	31/03/2019	Baseline contract value	£782,636.16

ACCESS	Contract	England and Wales
24 month ratio of assessments to patient IDs	1.01	1.04

ACTIVITY	Contract
Contract assess and fit appliances (case starts) as a percentage of Area Team case starts	6.6 %

Cumulative percentage of contracted UOA delivered 2017 & 2018



Month	Adjusted Scheduled Activity (UOA)		
	2016	2017	2018
April	0	1,029	1,046
May	2,826	3,112	4,293
June	4,400	6,589	6,104
July	8,124	8,383	7,915
August	9,892	9,721	9,531
September	10,955	11,718	10,193
October	12,244	12,649	10,806
November	12,654	13,095	11,501
December	12,734	13,529	12,382
January	12,734	13,538	13,049
February	12,910	13,566	13,491
March	13,042	13,623	13,507
April	13,105	13,639	
May	13,239	13,660	
June	13,260	13,660	

QUALITY (rolling 12 month period)

	Contract Quantity	Contract Base Number	Contract *	Area Team	Region	England
% of all assessments that were assess and fit appliances (case starts)	611	1,432	42.7%	50.3%	57.8%	60.1%
% of all assessments that were assess and refuse	159	1,432	11.1%	13.6%	11.2%	11.3%
% of all assessments that were assess and review	662	1,432	46.2%	36.0%	31.0%	28.6%
% of case starts with a reported IOTN of 3 and Aesthetic Component of 5 or below	0	611	N/A	0.1%	0.1%	0.1%
% of case starts with a reported IOTN of 3 and Aesthetic Component of 6 or above	12	611	2.0%	5.5%	4.1%	4.1%
% of case starts with a reported IOTN of 4	494	611	80.9%	75.2%	76.4%	77.7%
% of case starts with a reported IOTN of 5	105	611	17.2%	18.8%	17.7%	16.8 %
% of concluded courses in receipt of dual-arch fixed appliances	556	617	90.1%	78.5%	69.8%	73.8%
% of concluded courses where treatment was abandoned or discontinued	34	617	5.5%	7.0%	8.3%	7.0%
% of patients satisfied with the treatment they have received	17	17	100.0%	96.3%	96.6%	96.0%

* Figures in italics indicate that the base number is less than 100.

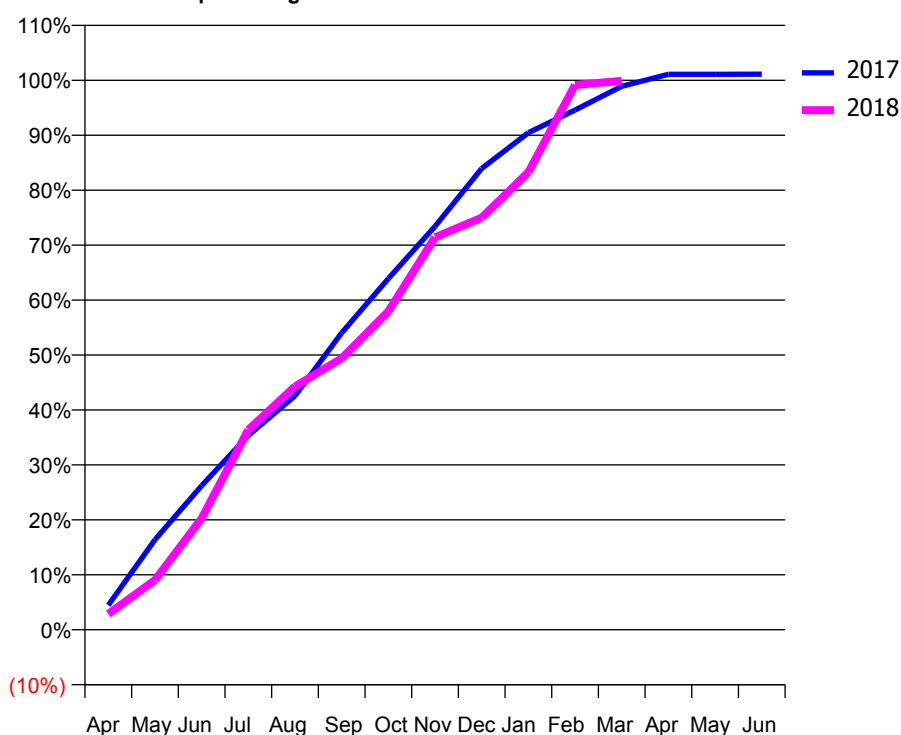
Q56 - Vital Signs Orthodontic At a Glance Contract Report for 182397/0001 - March 2018

Name or company name	Bank Bulidings Dental Practice	17/18 Contracted general activity (UDA)	40,973
Contract type name	GDS Contract	Carry forward general activity (UDA)	-87
Purpose of contract	General and Orthodontic	17/18 Contracted orthodontic activity (UOA)	3,067
Contract start date	01/04/2011	Carry forward orthodontic activity (UOA)	-34
Contract end date		Baseline contract value	£1,139,529.86

ACCESS	Contract	England and Wales
24 month ratio of assessments to patient IDs	1.07	1.04

ACTIVITY	Contract
Contract assess and fit appliances (case starts) as a percentage of Area Team case starts	1.5 %

Cumulative percentage of contracted UOA delivered 2017 & 2018



Month	Adjusted Scheduled Activity (UOA)		
	2016	2017	2018
April	-5	137	88
May	347	503	277
June	652	804	622
July	1,257	1,085	1,116
August	1,433	1,306	1,358
September	1,764	1,657	1,515
October	2,027	1,960	1,777
November	2,251	2,252	2,190
December	2,512	2,575	2,300
January	2,658	2,774	2,554
February	3,002	2,901	3,041
March	3,065	3,033	3,064
April	3,065	3,100	
May	3,065	3,100	
June	3,065	3,101	

QUALITY (rolling 12 month period)

	Contract Quantity	Contract Base Number	Contract *	Area Team	Region	England
% of all assessments that were assess and fit appliances (case starts)	141	279	50.5%	50.3%	57.8%	60.1%
% of all assessments that were assess and refuse	35	279	12.5%	13.6%	11.2%	11.3%
% of all assessments that were assess and review	103	279	36.9%	36.0%	31.0%	28.6%
% of case starts with a reported IOTN of 3 and Aesthetic Component of 5 or below	0	141	N/A	0.1%	0.1%	0.1%
% of case starts with a reported IOTN of 3 and Aesthetic Component of 6 or above	5	141	3.5%	5.5%	4.1%	4.1%
% of case starts with a reported IOTN of 4	94	141	66.7%	75.2%	76.4%	77.7%
% of case starts with a reported IOTN of 5	42	141	29.8%	18.8%	17.7%	16.8 %
% of concluded courses in receipt of dual-arch fixed appliances	0	56	N/A	78.5%	69.8%	73.8%
% of concluded courses where treatment was abandoned or discontinued	3	56	5.4%	7.0%	8.3%	7.0%
% of patients satisfied with the treatment they have received	8	8	100.0%	96.3%	96.6%	96.0%

* Figures in italics indicate that the base number is less than 100.

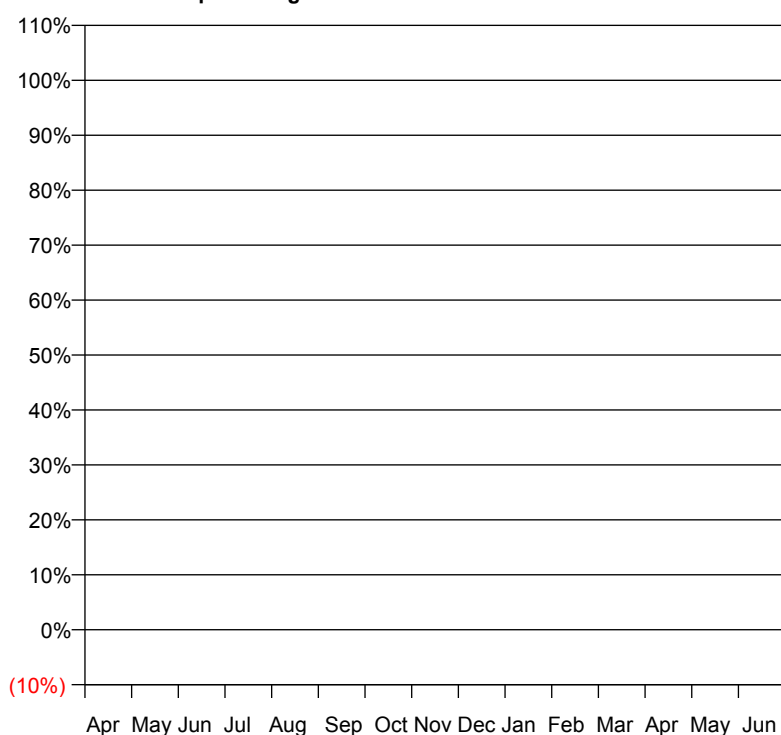
Q56 - Vital Signs Orthodontic At a Glance Contract Report for 184624/0001 - March 2018

Name or company name	DMJ Norwich Limited	17/18 Contracted general activity (UDA)	37,546
Contract type name	GDS Contract	Carry forward general activity (UDA)	1,449
Purpose of contract	General	17/18 Contracted orthodontic activity (UOA)	0
Contract start date	01/04/2013	Carry forward orthodontic activity (UOA)	0
Contract end date		Baseline contract value	£1,060,166.09

ACCESS	Contract	England and Wales
24 month ratio of assessments to patient IDs	1.00	1.04

ACTIVITY	Contract
Contract assess and fit appliances (case starts) as a percentage of Area Team case starts	0.0 %

Cumulative percentage of contracted UOA delivered 2017 & 2018



— 2017
— 2018

Month	Adjusted Scheduled Activity (UOA)		
	2016	2017	2018
April	0	0	0
May	0	0	0
June	0	0	0
July	0	0	0
August	0	0	0
September	0	0	0
October	0	0	1
November	0	0	1
December	0	0	1
January	0	0	1
February	0	0	1
March	0	0	1
April	0	0	
May	0	0	
June	0	0	

QUALITY (rolling 12 month period)

	Contract Quantity	Contract Base Number	Contract *	Area Team	Region	England
% of all assessments that were assess and fit appliances (case starts)	0	1	0.0%	50.3%	57.8%	60.1%
% of all assessments that were assess and refuse	0	1	0.0%	13.6%	11.2%	11.3%
% of all assessments that were assess and review	1	1	100.0%	36.0%	31.0%	28.6%
% of case starts with a reported IOTN of 3 and Aesthetic Component of 5 or below	0	0	N/A	0.1%	0.1%	0.1%
% of case starts with a reported IOTN of 3 and Aesthetic Component of 6 or above	0	0	N/A	5.5%	4.1%	4.1%
% of case starts with a reported IOTN of 4	0	0	N/A	75.2%	76.4%	77.7%
% of case starts with a reported IOTN of 5	0	0	N/A	18.8%	17.7%	16.8 %
% of concluded courses in receipt of dual-arch fixed appliances	0	0	N/A	78.5%	69.8%	73.8%
% of concluded courses where treatment was abandoned or discontinued	0	0	N/A	7.0%	8.3%	7.0%
% of patients satisfied with the treatment they have received	0	0	N/A	96.3%	96.6%	96.0%

* Figures in italics indicate that the base number is less than 100.

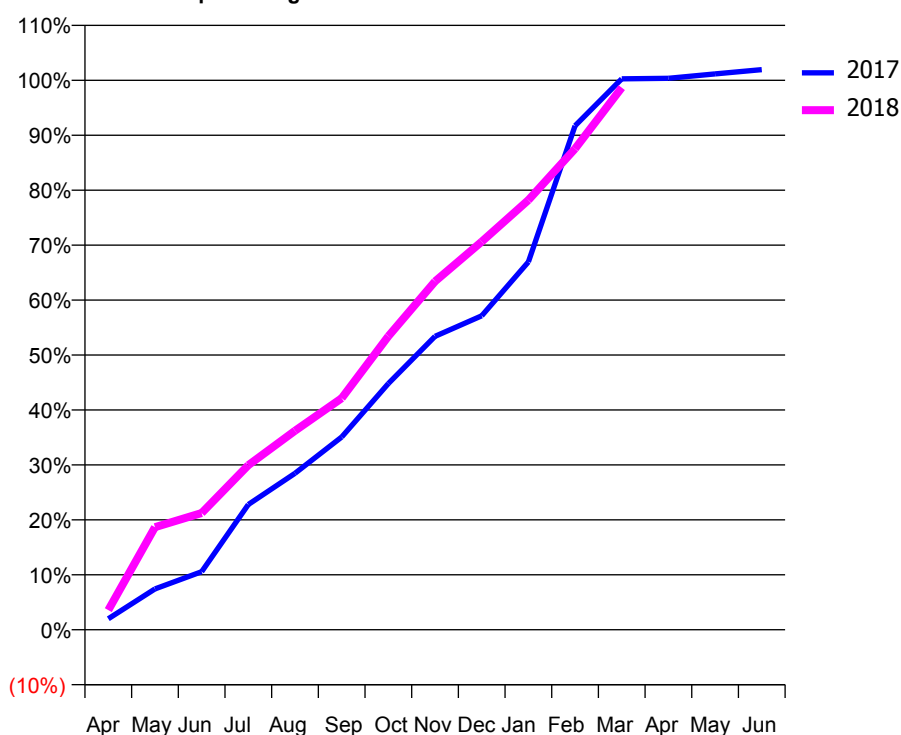
Q56 - Vital Signs Orthodontic At a Glance Contract Report for 186872/0002 - March 2018

Name or company name	ORTHOWORLD 2000 LTD	17/18 Contracted general activity (UDA)	0
Contract type name	PDS Contract	Carry forward general activity (UDA)	0
Purpose of contract	Orthodontic	17/18 Contracted orthodontic activity (UOA)	10,779
Contract start date	01/04/2006	Carry forward orthodontic activity (UOA)	-209
Contract end date	31/03/2019	Baseline contract value	£717,197.23

ACCESS	Contract	England and Wales
24 month ratio of assessments to patient IDs	1.00	1.04

ACTIVITY	Contract
Contract assess and fit appliances (case starts) as a percentage of Area Team case starts	5.4 %

Cumulative percentage of contracted UOA delivered 2017 & 2018



Month	Adjusted Scheduled Activity (UOA)		
	2016	2017	2018
April	232	215	387
May	1,238	802	2,013
June	1,910	1,138	2,290
July	3,097	2,458	3,228
August	3,474	3,069	3,904
September	4,623	3,781	4,543
October	5,720	4,831	5,759
November	6,574	5,756	6,834
December	7,447	6,160	7,614
January	7,919	7,215	8,430
February	9,318	9,887	9,435
March	10,298	10,807	10,634
April	10,610	10,818	
May	10,610	10,904	
June	10,610	10,988	

QUALITY (rolling 12 month period)

	Contract Quantity	Contract Base Number	Contract *	Area Team	Region	England
% of all assessments that were assess and fit appliances (case starts)	501	859	58.3%	50.3%	57.8%	60.1%
% of all assessments that were assess and refuse	157	859	18.3%	13.6%	11.2%	11.3%
% of all assessments that were assess and review	201	859	23.4%	36.0%	31.0%	28.6%
% of case starts with a reported IOTN of 3 and Aesthetic Component of 5 or below	2	501	0.4%	0.1%	0.1%	0.1%
% of case starts with a reported IOTN of 3 and Aesthetic Component of 6 or above	32	501	6.4%	5.5%	4.1%	4.1%
% of case starts with a reported IOTN of 4	362	501	72.3%	75.2%	76.4%	77.7%
% of case starts with a reported IOTN of 5	100	501	20.0%	18.8%	17.7%	16.8 %
% of concluded courses in receipt of dual-arch fixed appliances	307	322	95.3%	78.5%	69.8%	73.8%
% of concluded courses where treatment was abandoned or discontinued	10	322	3.1%	7.0%	8.3%	7.0%
% of patients satisfied with the treatment they have received	8	8	100.0%	96.3%	96.6%	96.0%

* Figures in italics indicate that the base number is less than 100.

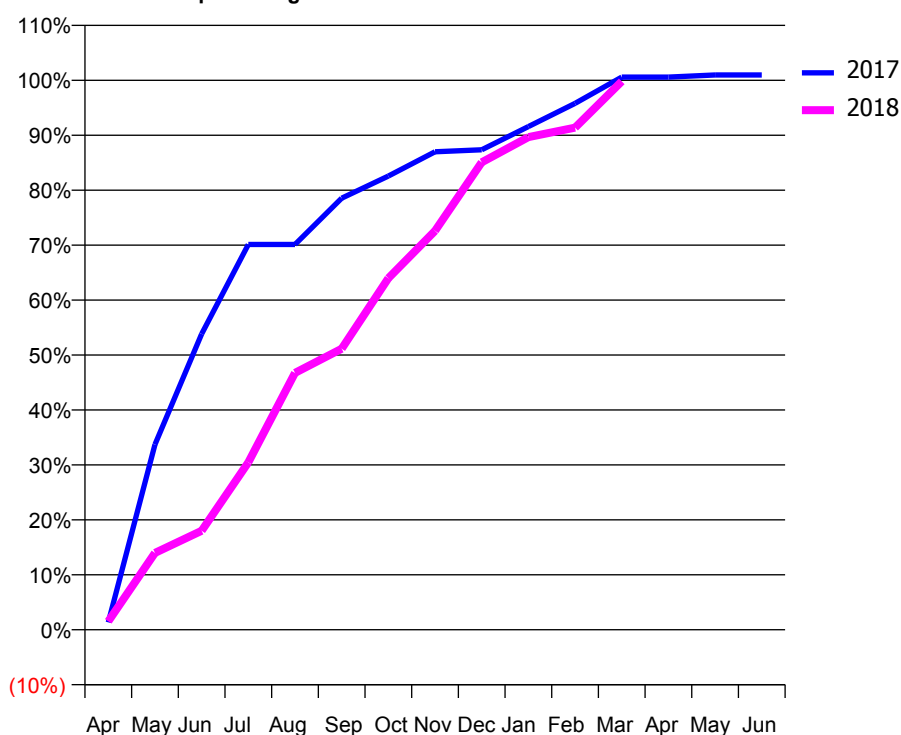
Q56 - Vital Signs Orthodontic At a Glance Contract Report for 188301/0001 - March 2018

Name or company name	Capel Dental Ltd	17/18 Contracted general activity (UDA)	5,612
Contract type name	GDS Contract	Carry forward general activity (UDA)	-11
Purpose of contract	General and Orthodontic	17/18 Contracted orthodontic activity (UOA)	522
Contract start date	01/09/2007	Carry forward orthodontic activity (UOA)	-5
Contract end date		Baseline contract value	£191,764.73

ACCESS	Contract	England and Wales
24 month ratio of assessments to patient IDs	1.16	1.04

ACTIVITY	Contract
Contract assess and fit appliances (case starts) as a percentage of Area Team case starts	0.2 %

Cumulative percentage of contracted UOA delivered 2017 & 2018



Month	Adjusted Scheduled Activity (UOA)		
	2016	2017	2018
April	22	7	8
May	213	176	73
June	277	281	94
July	363	366	159
August	364	366	244
September	448	410	267
October	450	431	334
November	478	454	379
December	501	456	444
January	502	478	468
February	503	500	477
March	524	525	521
April	525	525	
May	526	527	
June	526	527	

QUALITY (rolling 12 month period)	Contract Quantity	Contract Base Number	Contract *	Area Team	Region	England
% of all assessments that were assess and fit appliances (case starts)	23	59	39.0%	50.3%	57.8%	60.1%
% of all assessments that were assess and refuse	12	59	20.3%	13.6%	11.2%	11.3%
% of all assessments that were assess and review	24	59	40.7%	36.0%	31.0%	28.6%
% of case starts with a reported IOTN of 3 and Aesthetic Component of 5 or below	0	23	<i>N/A</i>	0.1%	0.1%	0.1%
% of case starts with a reported IOTN of 3 and Aesthetic Component of 6 or above	1	23	4.3%	5.5%	4.1%	4.1%
% of case starts with a reported IOTN of 4	20	23	87.0%	75.2%	76.4%	77.7%
% of case starts with a reported IOTN of 5	2	23	8.7%	18.8%	17.7%	16.8 %
% of concluded courses in receipt of dual-arch fixed appliances	20	22	90.9%	78.5%	69.8%	73.8%
% of concluded courses where treatment was abandoned or discontinued	1	22	4.5%	7.0%	8.3%	7.0%
% of patients satisfied with the treatment they have received	1	1	100.0%	96.3%	96.6%	96.0%

* Figures in italics indicate that the base number is less than 100.

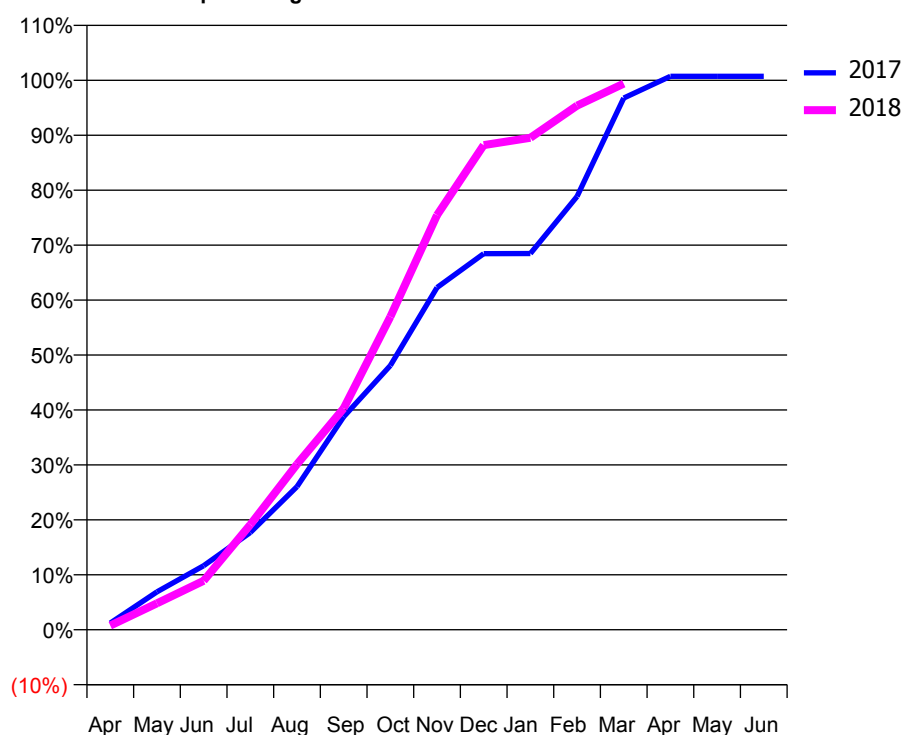
Q56 - Vital Signs Orthodontic At a Glance Contract Report for 198390/0001 - March 2018

Name or company name	Stewart House Orthodontics Limited	17/18 Contracted general activity (UDA)	0
Contract type name	PDS Contract	Carry forward general activity (UDA)	0
Purpose of contract	Orthodontic	17/18 Contracted orthodontic activity (UOA)	5,847
Contract start date	01/10/2011	Carry forward orthodontic activity (UOA)	0
Contract end date	31/03/2019	Baseline contract value	£368,964.91

ACCESS	Contract	England and Wales
24 month ratio of assessments to patient IDs	1.06	1.04

ACTIVITY	Contract
Contract assess and fit appliances (case starts) as a percentage of Area Team case starts	3.0 %

Cumulative percentage of contracted UOA delivered 2017 & 2018



Month	Adjusted Scheduled Activity (UOA)		
	2016	2017	2018
April	243	72	45
May	981	404	282
June	1,217	682	522
July	2,169	1,035	1,119
August	2,772	1,524	1,761
September	3,117	2,267	2,356
October	3,511	2,812	3,331
November	3,916	3,642	4,412
December	4,577	4,002	5,157
January	4,577	4,003	5,236
February	4,887	4,611	5,576
March	5,388	5,658	5,810
April	5,839	5,890	
May	5,839	5,890	
June	5,839	5,890	

QUALITY (rolling 12 month period)

	Contract Quantity	Contract Base Number	Contract *	Area Team	Region	England
% of all assessments that were assess and fit appliances (case starts)	273	598	45.7%	50.3%	57.8%	60.1%
% of all assessments that were assess and refuse	155	598	25.9%	13.6%	11.2%	11.3%
% of all assessments that were assess and review	170	598	28.4%	36.0%	31.0%	28.6%
% of case starts with a reported IOTN of 3 and Aesthetic Component of 5 or below	3	273	1.1%	0.1%	0.1%	0.1%
% of case starts with a reported IOTN of 3 and Aesthetic Component of 6 or above	2	273	0.7%	5.5%	4.1%	4.1%
% of case starts with a reported IOTN of 4	184	273	67.4%	75.2%	76.4%	77.7%
% of case starts with a reported IOTN of 5	83	273	30.4%	18.8%	17.7%	16.8 %
% of concluded courses in receipt of dual-arch fixed appliances	271	347	78.1%	78.5%	69.8%	73.8%
% of concluded courses where treatment was abandoned or discontinued	36	347	10.4%	7.0%	8.3%	7.0%
% of patients satisfied with the treatment they have received	12	12	100.0%	96.3%	96.6%	96.0%

* Figures in italics indicate that the base number is less than 100.

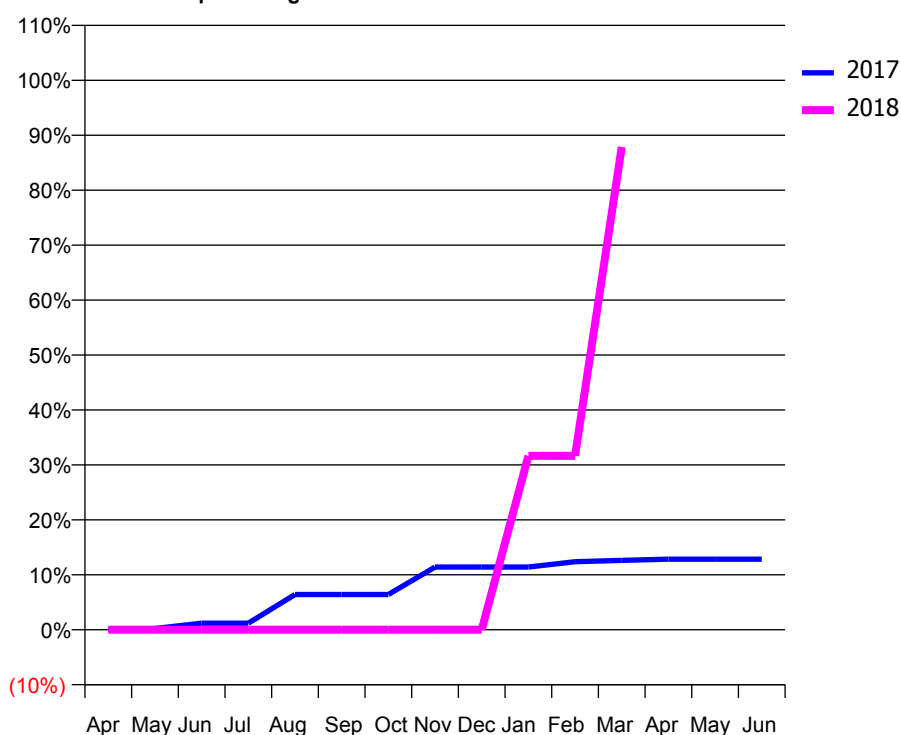
Q56 - Vital Signs Orthodontic At a Glance Contract Report for 209325/0001 - March 2018

Name or company name	Shiamiela Hussain	17/18 Contracted general activity (UDA)	4,640
Contract type name	GDS Contract	Carry forward general activity (UDA)	-93
Purpose of contract	General and Orthodontic	17/18 Contracted orthodontic activity (UOA)	420
Contract start date	01/04/2006	Carry forward orthodontic activity (UOA)	0
Contract end date		Baseline contract value	£174,092.31

ACCESS	Contract	England and Wales
24 month ratio of assessments to patient IDs	1.00	1.04

ACTIVITY	Contract
Contract assess and fit appliances (case starts) as a percentage of Area Team case starts	0.2 %

Cumulative percentage of contracted UOA delivered 2017 & 2018



Month	Adjusted Scheduled Activity (UOA)		
	2016	2017	2018
April	0	0	0
May	3	1	0
June	4	5	0
July	5	5	0
August	6	27	0
September	6	27	0
October	27	27	0
November	28	48	0
December	28	48	0
January	29	48	133
February	51	52	133
March	51	53	369
April	51	54	
May	51	54	
June	51	54	

QUALITY (rolling 12 month period)

	Contract Quantity	Contract Base Number	Contract *	Area Team	Region	England
% of all assessments that were assess and fit appliances (case starts)	18	27	66.7%	50.3%	57.8%	60.1%
% of all assessments that were assess and refuse	4	27	14.8%	13.6%	11.2%	11.3%
% of all assessments that were assess and review	5	27	18.5%	36.0%	31.0%	28.6%
% of case starts with a reported IOTN of 3 and Aesthetic Component of 5 or below	0	18	N/A	0.1%	0.1%	0.1%
% of case starts with a reported IOTN of 3 and Aesthetic Component of 6 or above	1	18	5.6%	5.5%	4.1%	4.1%
% of case starts with a reported IOTN of 4	15	18	83.3%	75.2%	76.4%	77.7%
% of case starts with a reported IOTN of 5	2	18	11.1%	18.8%	17.7%	16.8 %
% of concluded courses in receipt of dual-arch fixed appliances	0	0	N/A	78.5%	69.8%	73.8%
% of concluded courses where treatment was abandoned or discontinued	0	0	N/A	7.0%	8.3%	7.0%
% of patients satisfied with the treatment they have received	0	0	N/A	96.3%	96.6%	96.0%

* Figures in italics indicate that the base number is less than 100.

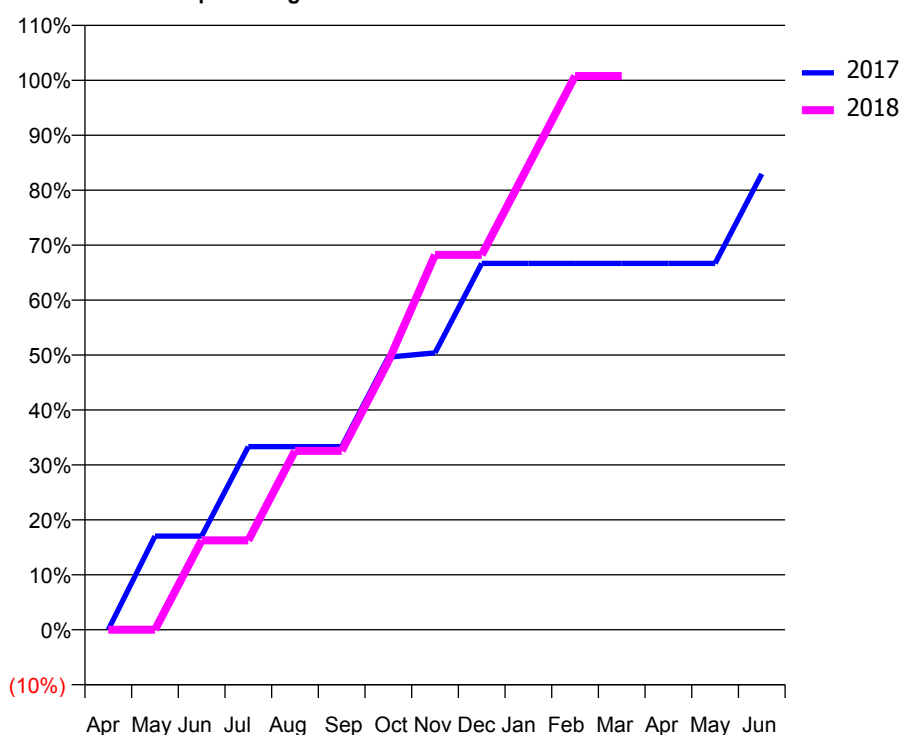
Q56 - Vital Signs Orthodontic At a Glance Contract Report for 220469/0001 - March 2018

Name or company name	Riverside Dental Surgery	17/18 Contracted general activity (UDA)	2,583
Contract type name	GDS Contract	Carry forward general activity (UDA)	8
Purpose of contract	General and Orthodontic	17/18 Contracted orthodontic activity (UOA)	129
Contract start date	01/04/2006	Carry forward orthodontic activity (UOA)	0
Contract end date		Baseline contract value	£66,283.71

ACCESS	Contract	England and Wales
24 month ratio of assessments to patient IDs	1.00	1.04

ACTIVITY	Contract
Contract assess and fit appliances (case starts) as a percentage of Area Team case starts	0.1 %

Cumulative percentage of contracted UOA delivered 2017 & 2018



Month	Adjusted Scheduled Activity (UOA)		
	2016	2017	2018
April	0	0	0
May	0	22	0
June	21	22	21
July	42	43	21
August	84	43	42
September	84	43	42
October	84	64	63
November	105	65	88
December	105	86	88
January	105	86	109
February	127	86	130
March	127	86	130
April	148	86	
May	190	86	
June	190	107	

QUALITY (rolling 12 month period)

	Contract Quantity	Contract Base Number	Contract *	Area Team	Region	England
% of all assessments that were assess and fit appliances (case starts)	8	8	100.0%	50.3%	57.8%	60.1%
% of all assessments that were assess and refuse	0	8	0.0%	13.6%	11.2%	11.3%
% of all assessments that were assess and review	0	8	0.0%	36.0%	31.0%	28.6%
% of case starts with a reported IOTN of 3 and Aesthetic Component of 5 or below	0	8	N/A	0.1%	0.1%	0.1%
% of case starts with a reported IOTN of 3 and Aesthetic Component of 6 or above	0	8	N/A	5.5%	4.1%	4.1%
% of case starts with a reported IOTN of 4	7	8	87.5%	75.2%	76.4%	77.7%
% of case starts with a reported IOTN of 5	0	8	N/A	18.8%	17.7%	16.8 %
% of concluded courses in receipt of dual-arch fixed appliances	0	0	N/A	78.5%	69.8%	73.8%
% of concluded courses where treatment was abandoned or discontinued	0	0	N/A	7.0%	8.3%	7.0%
% of patients satisfied with the treatment they have received	0	0	N/A	96.3%	96.6%	96.0%

* Figures in italics indicate that the base number is less than 100.

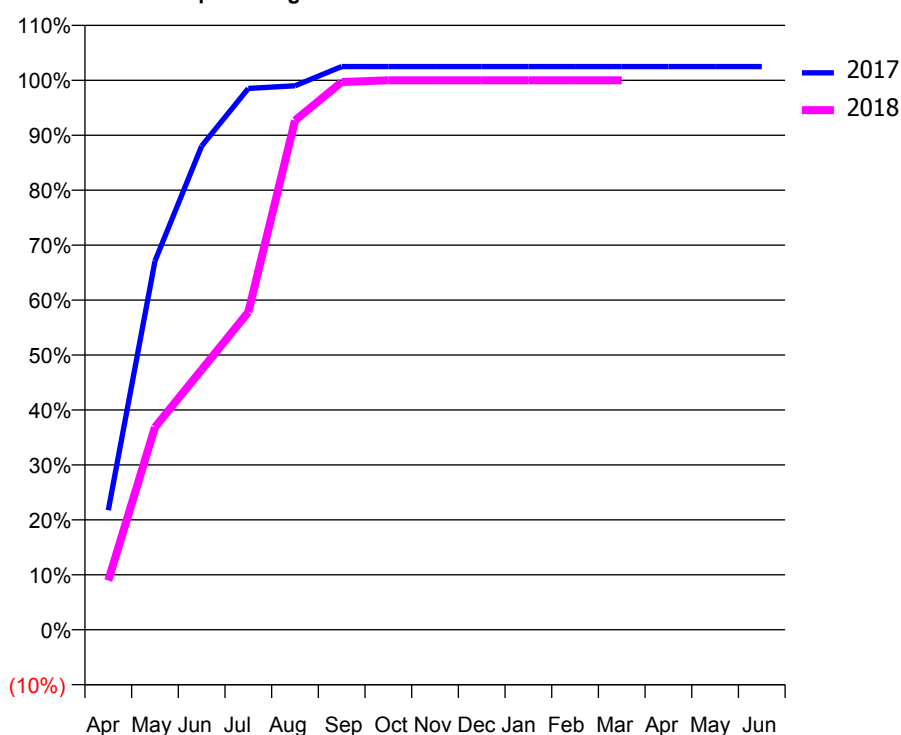
Q56 - Vital Signs Orthodontic At a Glance Contract Report for 222224/0001 - March 2018

Name or company name	MR DA STOTT	17/18 Contracted general activity (UDA)	12,808
Contract type name	GDS Contract	Carry forward general activity (UDA)	56
Purpose of contract	General and Orthodontic	17/18 Contracted orthodontic activity (UOA)	602
Contract start date	01/04/2006	Carry forward orthodontic activity (UOA)	-12
Contract end date		Baseline contract value	£343,510.45

ACCESS	Contract	England and Wales
24 month ratio of assessments to patient IDs	1.00	1.04

ACTIVITY	Contract
Contract assess and fit appliances (case starts) as a percentage of Area Team case starts	0.3 %

Cumulative percentage of contracted UOA delivered 2017 & 2018



Month	Adjusted Scheduled Activity (UOA)		
	2016	2017	2018
April	94	131	54
May	348	404	222
June	390	530	285
July	579	593	348
August	601	596	558
September	602	617	600
October	603	617	602
November	605	617	602
December	605	617	602
January	606	617	602
February	607	617	602
March	607	617	602
April	607	617	
May	607	617	
June	607	617	

QUALITY (rolling 12 month period)

	Contract Quantity	Contract Base Number	Contract *	Area Team	Region	England
% of all assessments that were assess and fit appliances (case starts)	28	30	93.3%	50.3%	57.8%	60.1%
% of all assessments that were assess and refuse	1	30	3.3%	13.6%	11.2%	11.3%
% of all assessments that were assess and review	1	30	3.3%	36.0%	31.0%	28.6%
% of case starts with a reported IOTN of 3 and Aesthetic Component of 5 or below	0	28	<i>N/A</i>	0.1%	0.1%	0.1%
% of case starts with a reported IOTN of 3 and Aesthetic Component of 6 or above	1	28	3.6%	5.5%	4.1%	4.1%
% of case starts with a reported IOTN of 4	20	28	71.4%	75.2%	76.4%	77.7%
% of case starts with a reported IOTN of 5	7	28	25.0%	18.8%	17.7%	16.8 %
% of concluded courses in receipt of dual-arch fixed appliances	0	18	<i>N/A</i>	78.5%	69.8%	73.8%
% of concluded courses where treatment was abandoned or discontinued	0	18	0.0%	7.0%	8.3%	7.0%
% of patients satisfied with the treatment they have received	3	3	100.0%	96.3%	96.6%	96.0%

* Figures in italics indicate that the base number is less than 100.

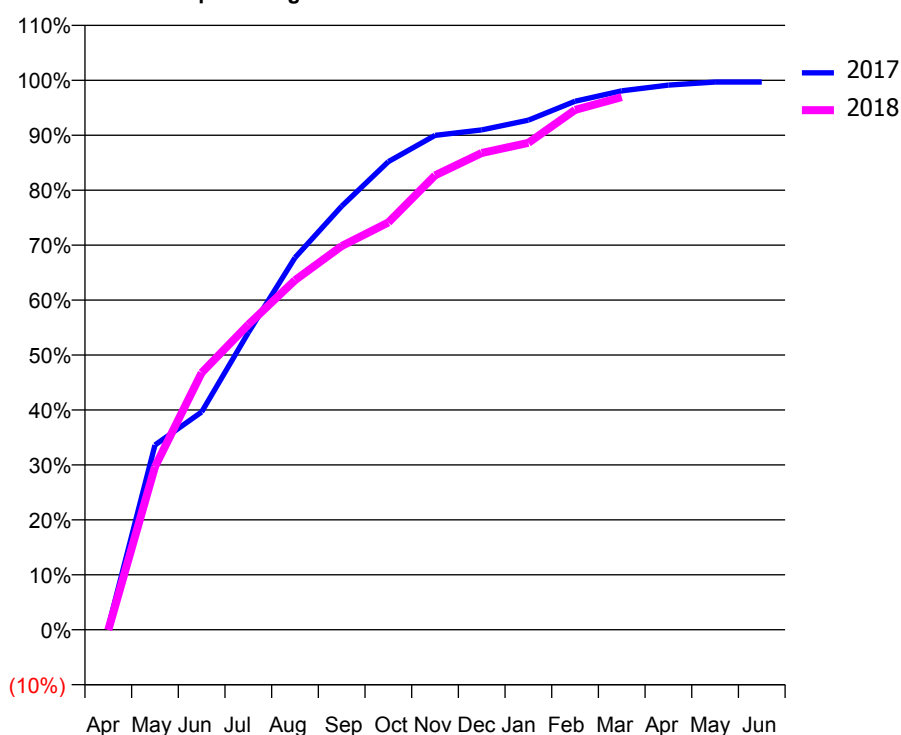
Q56 - Vital Signs Orthodontic At a Glance Contract Report for 232246/0001 - March 2018

Name or company name	MR TI DAVIES	17/18 Contracted general activity (UDA)	0
Contract type name	PDS Contract	Carry forward general activity (UDA)	0
Purpose of contract	Orthodontic	17/18 Contracted orthodontic activity (UOA)	4,476
Contract start date	01/04/2006	Carry forward orthodontic activity (UOA)	14
Contract end date	31/03/2019	Baseline contract value	£283,901.23

ACCESS	Contract	England and Wales
24 month ratio of assessments to patient IDs	1.01	1.04

ACTIVITY	Contract
Contract assess and fit appliances (case starts) as a percentage of Area Team case starts	2.0 %

Cumulative percentage of contracted UOA delivered 2017 & 2018



Month	Adjusted Scheduled Activity (UOA)		
	2016	2017	2018
April	14	23	-3
May	15	1,505	1,328
June	15	1,774	2,094
July	1,549	2,421	2,486
August	2,274	3,031	2,847
September	2,683	3,450	3,125
October	2,857	3,813	3,318
November	3,806	4,027	3,701
December	4,046	4,072	3,884
January	4,133	4,151	3,966
February	4,271	4,305	4,234
March	4,467	4,390	4,339
April	4,486	4,437	
May	4,499	4,462	
June	4,499	4,462	

QUALITY (rolling 12 month period)

	Contract Quantity	Contract Base Number	Contract *	Area Team	Region	England
% of all assessments that were assess and fit appliances (case starts)	180	910	19.8%	50.3%	57.8%	60.1%
% of all assessments that were assess and refuse	165	910	18.1%	13.6%	11.2%	11.3%
% of all assessments that were assess and review	565	910	62.1%	36.0%	31.0%	28.6%
% of case starts with a reported IOTN of 3 and Aesthetic Component of 5 or below	0	180	N/A	0.1%	0.1%	0.1%
% of case starts with a reported IOTN of 3 and Aesthetic Component of 6 or above	0	180	N/A	5.5%	4.1%	4.1%
% of case starts with a reported IOTN of 4	175	180	97.2%	75.2%	76.4%	77.7%
% of case starts with a reported IOTN of 5	1	180	0.6%	18.8%	17.7%	16.8 %
% of concluded courses in receipt of dual-arch fixed appliances	159	171	93.0%	78.5%	69.8%	73.8%
% of concluded courses where treatment was abandoned or discontinued	3	171	1.8%	7.0%	8.3%	7.0%
% of patients satisfied with the treatment they have received	4	6	66.7%	96.3%	96.6%	96.0%

* Figures in italics indicate that the base number is less than 100.

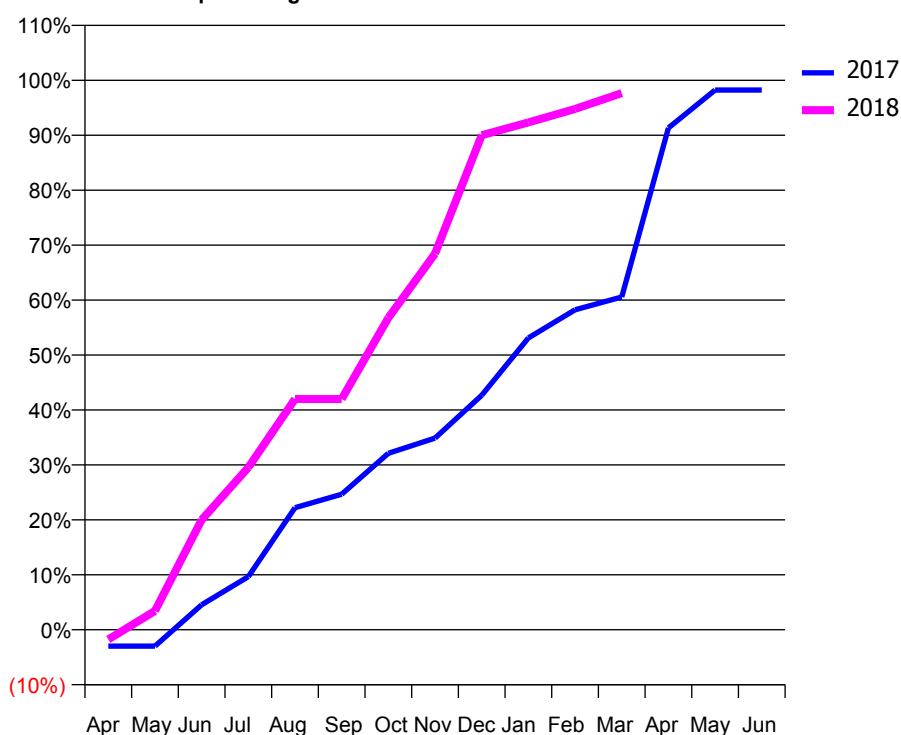
Q56 - Vital Signs Orthodontic At a Glance Contract Report for 299022/0001 - March 2018

Name or company name	MR G KARATZOPOULOS	17/18 Contracted general activity (UDA)	551
Contract type name	GDS Contract	Carry forward general activity (UDA)	0
Purpose of contract	General and Orthodontic	17/18 Contracted orthodontic activity (UOA)	900
Contract start date	01/08/2012	Carry forward orthodontic activity (UOA)	16
Contract end date		Baseline contract value	£71,571.06

ACCESS	Contract	England and Wales
24 month ratio of assessments to patient IDs	1.04	1.04

ACTIVITY	Contract
Contract assess and fit appliances (case starts) as a percentage of Area Team case starts	0.6 %

Cumulative percentage of contracted UOA delivered 2017 & 2018



Month	Adjusted Scheduled Activity (UOA)		
	2016	2017	2018
April	-17	-27	-16
May	-17	-27	31
June	34	41	180
July	38	87	266
August	175	200	378
September	228	222	378
October	251	289	511
November	290	314	616
December	553	384	810
January	553	478	831
February	853	524	853
March	858	545	879
April	864	822	
May	864	884	
June	873	884	

QUALITY (rolling 12 month period)

	Contract Quantity	Contract Base Number	Contract *	Area Team	Region	England
% of all assessments that were assess and fit appliances (case starts)	56	117	47.9%	50.3%	57.8%	60.1%
% of all assessments that were assess and refuse	32	117	27.4%	13.6%	11.2%	11.3%
% of all assessments that were assess and review	29	117	24.8%	36.0%	31.0%	28.6%
% of case starts with a reported IOTN of 3 and Aesthetic Component of 5 or below	0	56	<i>N/A</i>	0.1%	0.1%	0.1%
% of case starts with a reported IOTN of 3 and Aesthetic Component of 6 or above	1	56	1.8%	5.5%	4.1%	4.1%
% of case starts with a reported IOTN of 4	28	56	50.0%	75.2%	76.4%	77.7%
% of case starts with a reported IOTN of 5	26	56	46.4%	18.8%	17.7%	16.8 %
% of concluded courses in receipt of dual-arch fixed appliances	0	38	<i>N/A</i>	78.5%	69.8%	73.8%
% of concluded courses where treatment was abandoned or discontinued	5	38	13.2%	7.0%	8.3%	7.0%
% of patients satisfied with the treatment they have received	1	1	100.0%	96.3%	96.6%	96.0%

* Figures in italics indicate that the base number is less than 100.

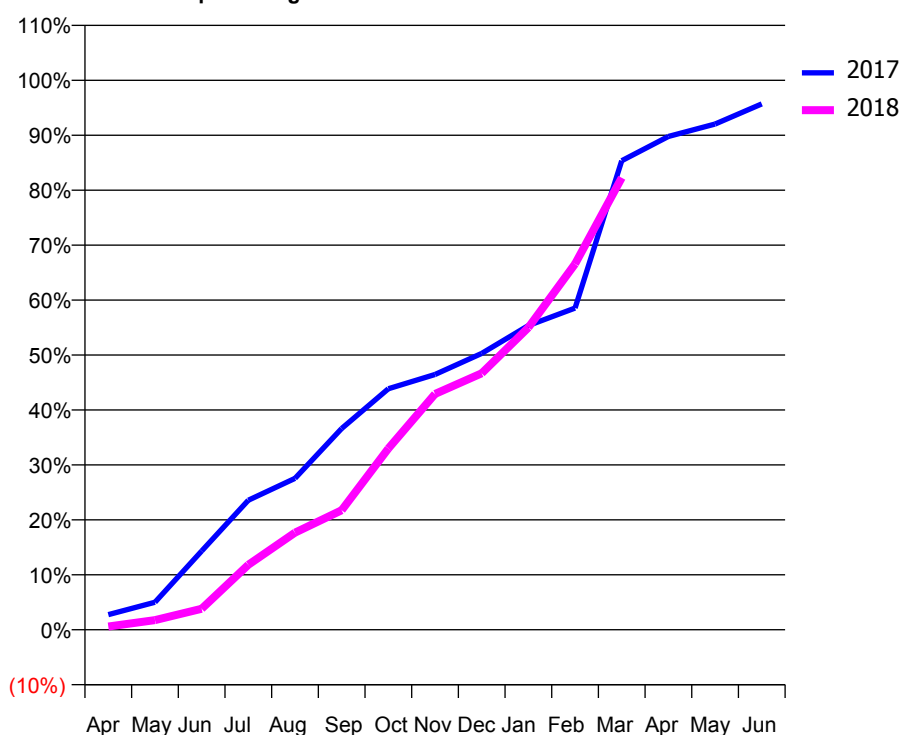
Q56 - Vital Signs Orthodontic At a Glance Contract Report for 329185/0001 - March 2018

Name or company name	MR HS SKOYLES	17/18 Contracted general activity (UDA)	42,279
Contract type name	GDS Contract	Carry forward general activity (UDA)	0
Purpose of contract	General and Orthodontic	17/18 Contracted orthodontic activity (UOA)	1,200
Contract start date	01/04/2006	Carry forward orthodontic activity (UOA)	0
Contract end date		Baseline contract value	£1,154,405.94

ACCESS	Contract	England and Wales
24 month ratio of assessments to patient IDs	1.09	1.04

ACTIVITY	Contract
Contract assess and fit appliances (case starts) as a percentage of Area Team case starts	0.4 %

Cumulative percentage of contracted UOA delivered 2017 & 2018



Month	Adjusted Scheduled Activity (UOA)		
	2016	2017	2018
April	5	33	7
May	163	60	21
June	209	172	46
July	315	283	142
August	336	331	212
September	380	440	261
October	472	526	396
November	635	557	515
December	667	603	560
January	698	664	660
February	914	702	799
March	1,037	1,024	987
April	1,213	1,077	
May	1,213	1,104	
June	1,213	1,148	

QUALITY (rolling 12 month period)

	Contract Quantity	Contract Base Number	Contract *	Area Team	Region	England
% of all assessments that were assess and fit appliances (case starts)	40	440	9.1%	50.3%	57.8%	60.1%
% of all assessments that were assess and refuse	24	440	5.5%	13.6%	11.2%	11.3%
% of all assessments that were assess and review	376	440	85.5%	36.0%	31.0%	28.6%
% of case starts with a reported IOTN of 3 and Aesthetic Component of 5 or below	0	40	<i>N/A</i>	0.1%	0.1%	0.1%
% of case starts with a reported IOTN of 3 and Aesthetic Component of 6 or above	0	40	<i>N/A</i>	5.5%	4.1%	4.1%
% of case starts with a reported IOTN of 4	21	40	52.5%	75.2%	76.4%	77.7%
% of case starts with a reported IOTN of 5	17	40	42.5%	18.8%	17.7%	16.8 %
% of concluded courses in receipt of dual-arch fixed appliances	25	42	59.5%	78.5%	69.8%	73.8%
% of concluded courses where treatment was abandoned or discontinued	8	42	19.0%	7.0%	8.3%	7.0%
% of patients satisfied with the treatment they have received	1	1	100.0%	96.3%	96.6%	96.0%

* Figures in italics indicate that the base number is less than 100.

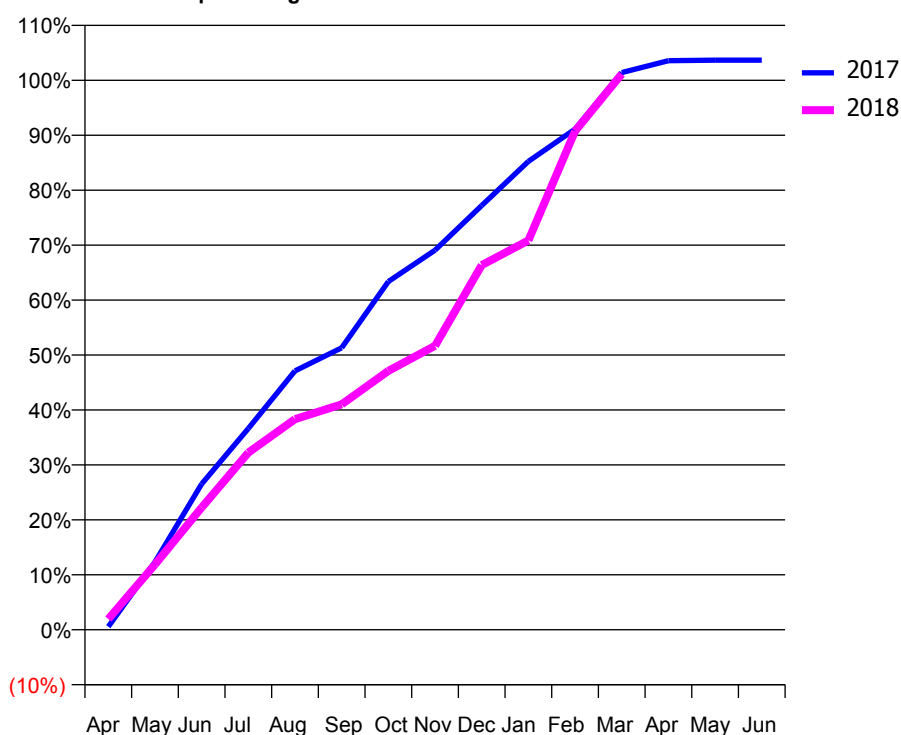
Q56 - Vital Signs Orthodontic At a Glance Contract Report for 566497/0002 - March 2018

Name or company name	MR RA DORR	17/18 Contracted general activity (UDA)	0
Contract type name	PDS Contract	Carry forward general activity (UDA)	0
Purpose of contract	Orthodontic	17/18 Contracted orthodontic activity (UOA)	1,070
Contract start date	01/06/2008	Carry forward orthodontic activity (UOA)	-21
Contract end date	31/03/2019	Baseline contract value	£67,193.74

ACCESS	Contract	England and Wales
24 month ratio of assessments to patient IDs	1.01	1.04

ACTIVITY	Contract
Contract assess and fit appliances (case starts) as a percentage of Area Team case starts	0.5 %

Cumulative percentage of contracted UOA delivered 2017 & 2018



Month	Adjusted Scheduled Activity (UOA)		
	2016	2017	2018
April	21	6	21
May	49	132	127
June	200	284	238
July	291	392	345
August	335	504	410
September	356	549	439
October	466	678	504
November	619	739	553
December	666	826	710
January	689	912	758
February	818	975	971
March	947	1,085	1,082
April	1,055	1,108	
May	1,055	1,109	
June	1,076	1,109	

QUALITY (rolling 12 month period)

	Contract Quantity	Contract Base Number	Contract *	Area Team	Region	England
% of all assessments that were assess and fit appliances (case starts)	50	102	49.0%	50.3%	57.8%	60.1%
% of all assessments that were assess and refuse	6	102	5.9%	13.6%	11.2%	11.3%
% of all assessments that were assess and review	46	102	45.1%	36.0%	31.0%	28.6%
% of case starts with a reported IOTN of 3 and Aesthetic Component of 5 or below	0	50	<i>N/A</i>	0.1%	0.1%	0.1%
% of case starts with a reported IOTN of 3 and Aesthetic Component of 6 or above	1	50	2.0%	5.5%	4.1%	4.1%
% of case starts with a reported IOTN of 4	46	50	92.0%	75.2%	76.4%	77.7%
% of case starts with a reported IOTN of 5	2	50	4.0%	18.8%	17.7%	16.8 %
% of concluded courses in receipt of dual-arch fixed appliances	45	51	88.2%	78.5%	69.8%	73.8%
% of concluded courses where treatment was abandoned or discontinued	5	51	9.8%	7.0%	8.3%	7.0%
% of patients satisfied with the treatment they have received	6	6	100.0%	96.3%	96.6%	96.0%

* Figures in italics indicate that the base number is less than 100.

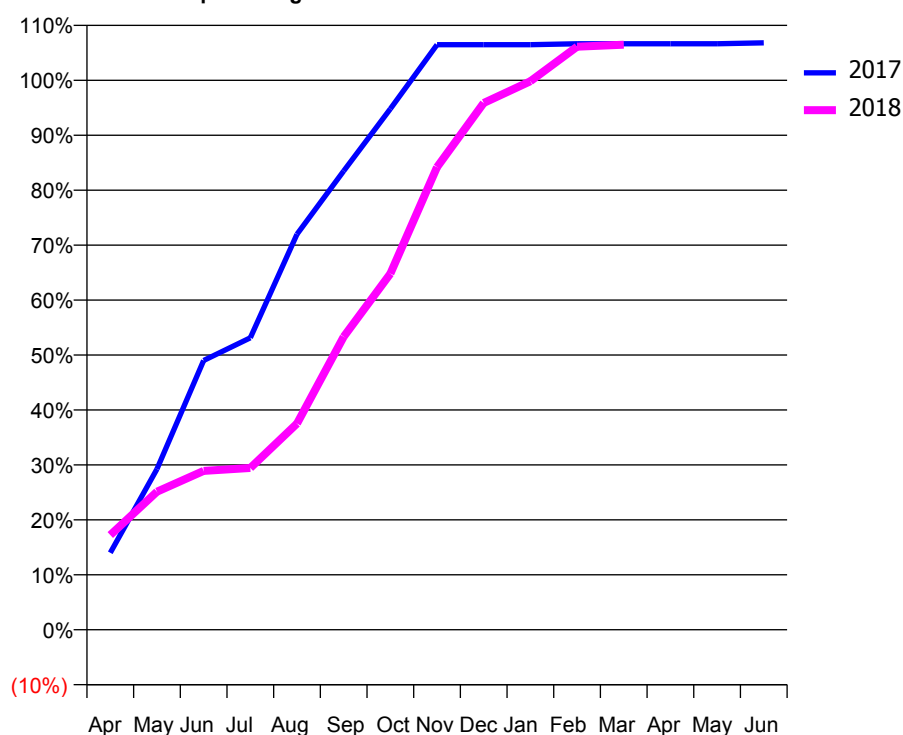
Q56 - Vital Signs Orthodontic At a Glance Contract Report for 636444/0001 - March 2018

Name or company name	MRS LD POULTER	17/18 Contracted general activity (UDA)	0
Contract type name	PDS Contract	Carry forward general activity (UDA)	0
Purpose of contract	Orthodontic	17/18 Contracted orthodontic activity (UOA)	557
Contract start date	01/04/2006	Carry forward orthodontic activity (UOA)	-11
Contract end date	31/03/2019	Baseline contract value	£35,626.87

ACCESS	Contract	England and Wales
24 month ratio of assessments to patient IDs	1.00	1.04

ACTIVITY	Contract
Contract assess and fit appliances (case starts) as a percentage of Area Team case starts	0.3 %

Cumulative percentage of contracted UOA delivered 2017 & 2018



Month	Adjusted Scheduled Activity (UOA)		
	2016	2017	2018
April	36	78	96
May	123	163	140
June	189	273	161
July	322	296	164
August	429	401	209
September	473	465	297
October	497	528	361
November	584	593	469
December	608	593	534
January	608	593	556
February	612	594	591
March	612	594	593
April	612	594	
May	612	594	
June	612	595	

QUALITY (rolling 12 month period)

	Contract Quantity	Contract Base Number	Contract *	Area Team	Region	England
% of all assessments that were assess and fit appliances (case starts)	28	57	49.1%	50.3%	57.8%	60.1%
% of all assessments that were assess and refuse	5	57	8.8%	13.6%	11.2%	11.3%
% of all assessments that were assess and review	24	57	42.1%	36.0%	31.0%	28.6%
% of case starts with a reported IOTN of 3 and Aesthetic Component of 5 or below	0	28	<i>N/A</i>	0.1%	0.1%	0.1%
% of case starts with a reported IOTN of 3 and Aesthetic Component of 6 or above	4	28	14.3%	5.5%	4.1%	4.1%
% of case starts with a reported IOTN of 4	18	28	64.3%	75.2%	76.4%	77.7%
% of case starts with a reported IOTN of 5	5	28	17.9%	18.8%	17.7%	16.8 %
% of concluded courses in receipt of dual-arch fixed appliances	6	12	50.0%	78.5%	69.8%	73.8%
% of concluded courses where treatment was abandoned or discontinued	3	12	25.0%	7.0%	8.3%	7.0%
% of patients satisfied with the treatment they have received	5	5	100.0%	96.3%	96.6%	96.0%

* Figures in italics indicate that the base number is less than 100.

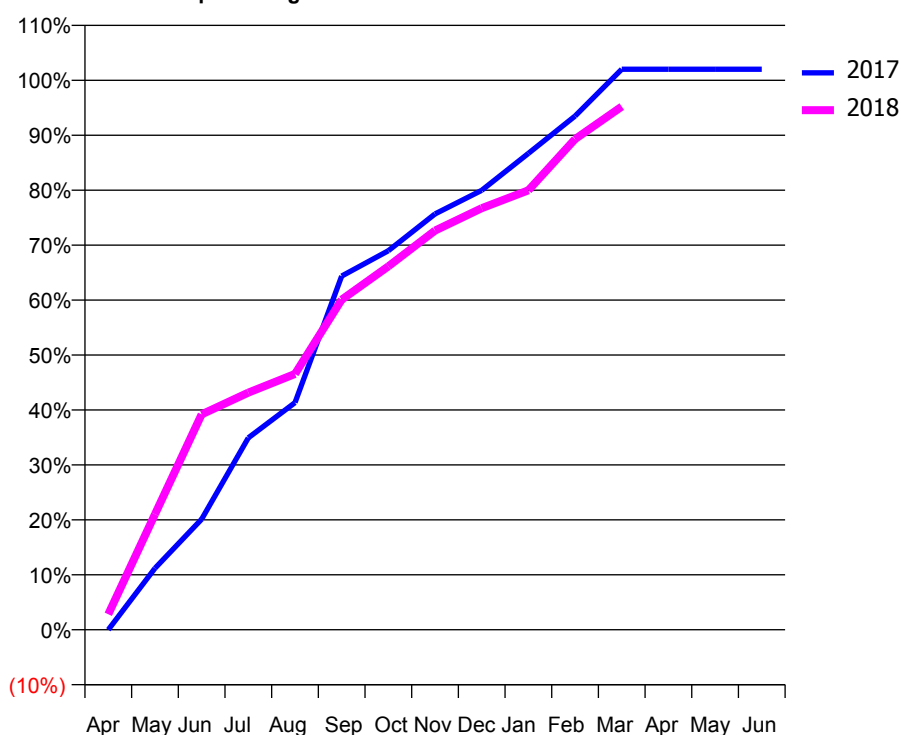
Q56 - Vital Signs Orthodontic At a Glance Contract Report for 729159/0001 - March 2018

Name or company name	MRS AM RAE	17/18 Contracted general activity (UDA)	612
Contract type name	GDS Contract	Carry forward general activity (UDA)	-6
Purpose of contract	General and Orthodontic	17/18 Contracted orthodontic activity (UOA)	709
Contract start date	01/04/2006	Carry forward orthodontic activity (UOA)	-20
Contract end date		Baseline contract value	£61,198.41

ACCESS	Contract	England and Wales
24 month ratio of assessments to patient IDs	1.00	1.04

ACTIVITY	Contract
Contract assess and fit appliances (case starts) as a percentage of Area Team case starts	0.3 %

Cumulative percentage of contracted UOA delivered 2017 & 2018



Month	Adjusted Scheduled Activity (UOA)		
	2016	2017	2018
April	0	0	20
May	160	112	149
June	206	201	278
July	285	349	306
August	472	413	330
September	705	643	426
October	743	689	469
November	836	756	515
December	865	799	544
January	891	866	567
February	969	934	633
March	992	1,019	675
April	999	1,019	
May	998	1,019	
June	998	1,019	

QUALITY (rolling 12 month period)

	Contract Quantity	Contract Base Number	Contract *	Area Team	Region	England
% of all assessments that were assess and fit appliances (case starts)	29	75	38.7%	50.3%	57.8%	60.1%
% of all assessments that were assess and refuse	18	75	24.0%	13.6%	11.2%	11.3%
% of all assessments that were assess and review	28	75	37.3%	36.0%	31.0%	28.6%
% of case starts with a reported IOTN of 3 and Aesthetic Component of 5 or below	0	29	<i>N/A</i>	0.1%	0.1%	0.1%
% of case starts with a reported IOTN of 3 and Aesthetic Component of 6 or above	1	29	3.4%	5.5%	4.1%	4.1%
% of case starts with a reported IOTN of 4	24	29	82.8%	75.2%	76.4%	77.7%
% of case starts with a reported IOTN of 5	4	29	13.8%	18.8%	17.7%	16.8 %
% of concluded courses in receipt of dual-arch fixed appliances	31	37	83.8%	78.5%	69.8%	73.8%
% of concluded courses where treatment was abandoned or discontinued	4	37	10.8%	7.0%	8.3%	7.0%
% of patients satisfied with the treatment they have received	2	2	100.0%	96.3%	96.6%	96.0%

* Figures in italics indicate that the base number is less than 100.

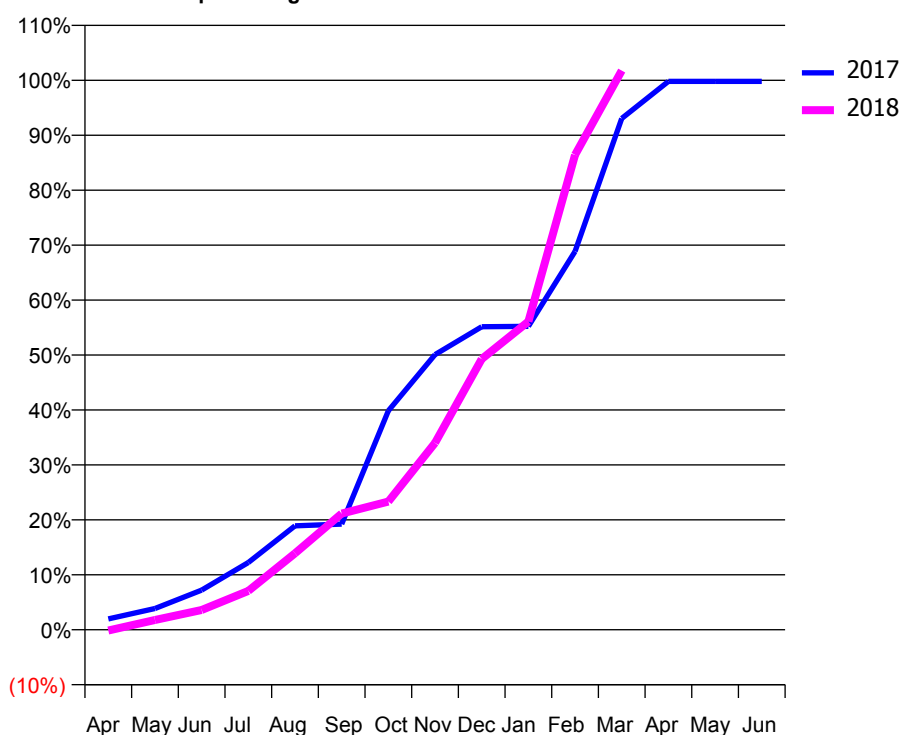
Q56 - Vital Signs Orthodontic At a Glance Contract Report for 736619/0001 - March 2018

Name or company name	MR DB BUCHANAN	17/18 Contracted general activity (UDA)	1,628
Contract type name	PDS Contract	Carry forward general activity (UDA)	-33
Purpose of contract	General and Orthodontic	17/18 Contracted orthodontic activity (UOA)	1,257
Contract start date	01/08/2010	Carry forward orthodontic activity (UOA)	2
Contract end date	31/03/2019	Baseline contract value	£127,555.15

ACCESS	Contract	England and Wales
24 month ratio of assessments to patient IDs	1.07	1.04

ACTIVITY	Contract
Contract assess and fit appliances (case starts) as a percentage of Area Team case starts	0.7 %

Cumulative percentage of contracted UOA delivered 2017 & 2018



Month	Adjusted Scheduled Activity (UOA)		
	2016	2017	2018
April	20	25	-2
May	52	49	22
June	122	91	45
July	271	154	89
August	276	238	175
September	346	242	266
October	487	501	293
November	553	629	427
December	815	693	619
January	815	694	705
February	1,013	866	1,086
March	1,245	1,170	1,279
April	1,291	1,255	
May	1,292	1,255	
June	1,292	1,255	

QUALITY (rolling 12 month period)

	Contract Quantity	Contract Base Number	Contract *	Area Team	Region	England
% of all assessments that were assess and fit appliances (case starts)	64	95	67.4%	50.3%	57.8%	60.1%
% of all assessments that were assess and refuse	9	95	9.5%	13.6%	11.2%	11.3%
% of all assessments that were assess and review	22	95	23.2%	36.0%	31.0%	28.6%
% of case starts with a reported IOTN of 3 and Aesthetic Component of 5 or below	0	64	<i>N/A</i>	0.1%	0.1%	0.1%
% of case starts with a reported IOTN of 3 and Aesthetic Component of 6 or above	0	64	<i>N/A</i>	5.5%	4.1%	4.1%
% of case starts with a reported IOTN of 4	53	64	82.8%	75.2%	76.4%	77.7%
% of case starts with a reported IOTN of 5	11	64	17.2%	18.8%	17.7%	16.8 %
% of concluded courses in receipt of dual-arch fixed appliances	29	34	85.3%	78.5%	69.8%	73.8%
% of concluded courses where treatment was abandoned or discontinued	0	34	0.0%	7.0%	8.3%	7.0%
% of patients satisfied with the treatment they have received	2	2	100.0%	96.3%	96.6%	96.0%

* Figures in italics indicate that the base number is less than 100.

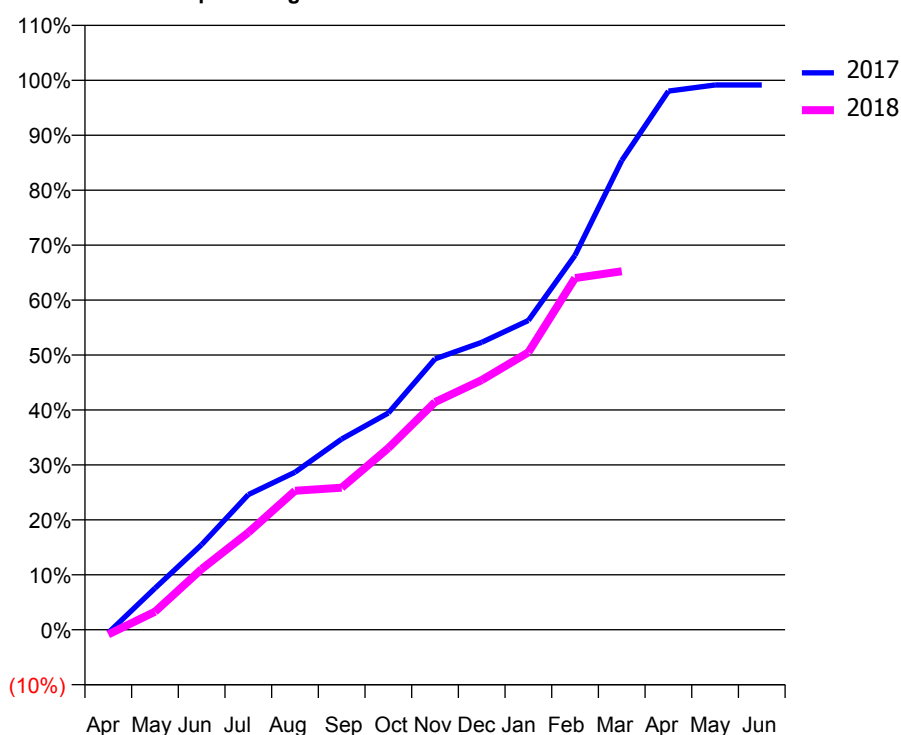
Q56 - Vital Signs Orthodontic At a Glance Contract Report for 759953/0001 - March 2018

Name or company name	MR RA PARKER	17/18 Contracted general activity (UDA)	0
Contract type name	PDS Contract	Carry forward general activity (UDA)	0
Purpose of contract	Orthodontic	17/18 Contracted orthodontic activity (UOA)	3,762
Contract start date	01/04/2006	Carry forward orthodontic activity (UOA)	32
Contract end date	31/03/2019	Baseline contract value	£252,473.96

ACCESS	Contract	England and Wales
24 month ratio of assessments to patient IDs	1.09	1.04

ACTIVITY	Contract
Contract assess and fit appliances (case starts) as a percentage of Area Team case starts	1.5 %

Cumulative percentage of contracted UOA delivered 2017 & 2018



Month	Adjusted Scheduled Activity (UOA)		
	2016	2017	2018
April	-15	-21	-32
May	127	284	124
June	265	583	416
July	386	925	666
August	547	1,079	952
September	581	1,306	973
October	966	1,484	1,244
November	1,408	1,855	1,559
December	1,613	1,968	1,709
January	2,200	2,118	1,899
February	2,922	2,564	2,408
March	3,432	3,212	2,455
April	3,741	3,688	
May	3,741	3,730	
June	3,741	3,730	

QUALITY (rolling 12 month period)

	Contract Quantity	Contract Base Number	Contract *	Area Team	Region	England
% of all assessments that were assess and fit appliances (case starts)	136	339	40.1%	50.3%	57.8%	60.1%
% of all assessments that were assess and refuse	30	339	8.8%	13.6%	11.2%	11.3%
% of all assessments that were assess and review	173	339	51.0%	36.0%	31.0%	28.6%
% of case starts with a reported IOTN of 3 and Aesthetic Component of 5 or below	0	136	N/A	0.1%	0.1%	0.1%
% of case starts with a reported IOTN of 3 and Aesthetic Component of 6 or above	16	136	11.8%	5.5%	4.1%	4.1%
% of case starts with a reported IOTN of 4	88	136	64.7%	75.2%	76.4%	77.7%
% of case starts with a reported IOTN of 5	29	136	21.3%	18.8%	17.7%	16.8 %
% of concluded courses in receipt of dual-arch fixed appliances	0	174	N/A	78.5%	69.8%	73.8%
% of concluded courses where treatment was abandoned or discontinued	14	174	8.0%	7.0%	8.3%	7.0%
% of patients satisfied with the treatment they have received	6	8	75.0%	96.3%	96.6%	96.0%

* Figures in italics indicate that the base number is less than 100.

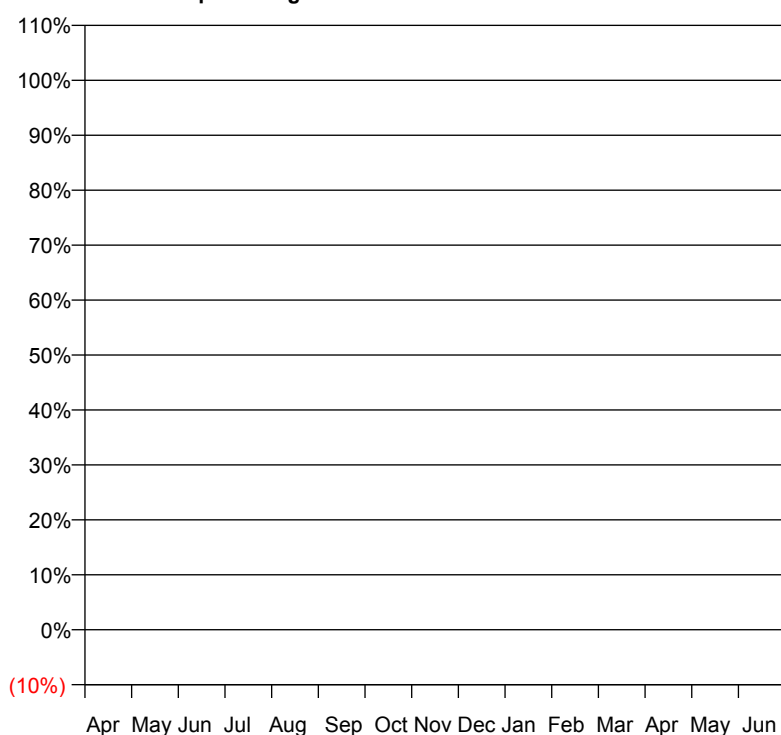
Q56 - Vital Signs Orthodontic At a Glance Contract Report for 800759/0002 - March 2018

Name or company name	MR D JONES	17/18 Contracted general activity (UDA)	1,409
Contract type name	GDS Contract	Carry forward general activity (UDA)	0
Purpose of contract	General	17/18 Contracted orthodontic activity (UOA)	0
Contract start date	28/07/2011	Carry forward orthodontic activity (UOA)	0
Contract end date		Baseline contract value	£27,388.50

ACCESS	Contract	England and Wales
24 month ratio of assessments to patient IDs	1.03	1.04

ACTIVITY	Contract
Contract assess and fit appliances (case starts) as a percentage of Area Team case starts	0.0 %

Cumulative percentage of contracted UOA delivered 2017 & 2018



Month	Adjusted Scheduled Activity (UOA)		
	2016	2017	2018
April	0	0	0
May	0	4	1
June	0	7	6
July	1	14	10
August	1	14	10
September	3	19	12
October	4	22	13
November	5	22	15
December	5	23	15
January	5	23	23
February	8	24	45
March	13	35	48
April	14	37	
May	14	37	
June	14	37	

QUALITY (rolling 12 month period)

	Contract Quantity	Contract Base Number	Contract *	Area Team	Region	England
% of all assessments that were assess and fit appliances (case starts)	1	30	3.3%	50.3%	57.8%	60.1%
% of all assessments that were assess and refuse	0	30	0.0%	13.6%	11.2%	11.3%
% of all assessments that were assess and review	29	30	96.7%	36.0%	31.0%	28.6%
% of case starts with a reported IOTN of 3 and Aesthetic Component of 5 or below	0	1	N/A	0.1%	0.1%	0.1%
% of case starts with a reported IOTN of 3 and Aesthetic Component of 6 or above	1	1	100.0%	5.5%	4.1%	4.1%
% of case starts with a reported IOTN of 4	0	1	N/A	75.2%	76.4%	77.7%
% of case starts with a reported IOTN of 5	0	1	N/A	18.8%	17.7%	16.8 %
% of concluded courses in receipt of dual-arch fixed appliances	0	0	N/A	78.5%	69.8%	73.8%
% of concluded courses where treatment was abandoned or discontinued	0	0	N/A	7.0%	8.3%	7.0%
% of patients satisfied with the treatment they have received	0	0	N/A	96.3%	96.6%	96.0%

* Figures in italics indicate that the base number is less than 100.

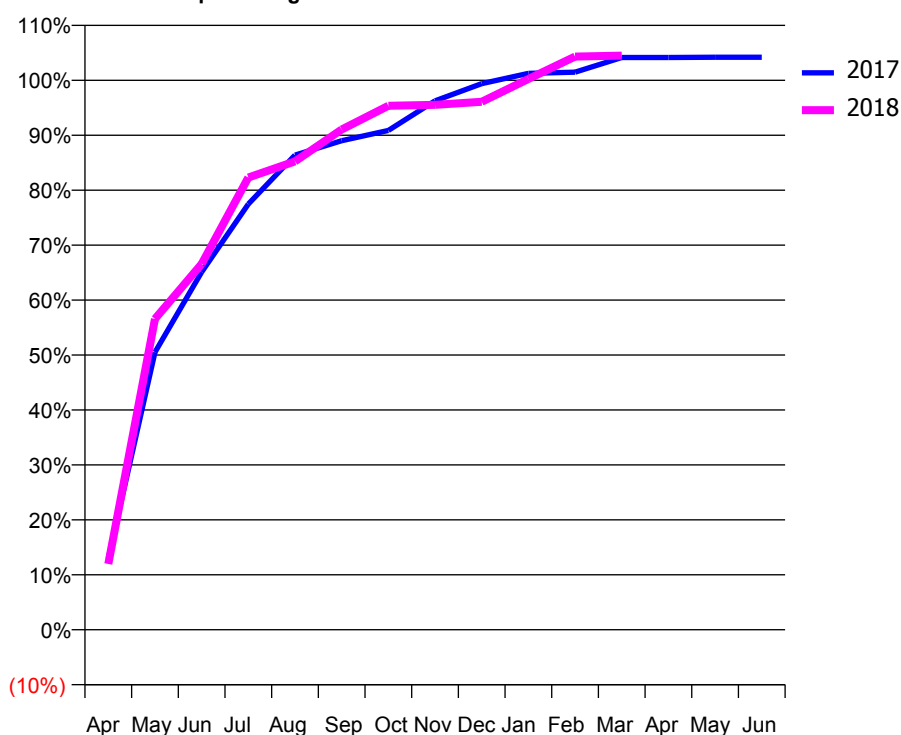
Q56 - Vital Signs Orthodontic At a Glance Contract Report for 817899/0003 - March 2018

Name or company name	MRS AM BRANCH	17/18 Contracted general activity (UDA)	0
Contract type name	PDS Contract	Carry forward general activity (UDA)	0
Purpose of contract	Orthodontic	17/18 Contracted orthodontic activity (UOA)	1,762
Contract start date	05/01/2015	Carry forward orthodontic activity (UOA)	0
Contract end date	31/03/2019	Baseline contract value	£112,782.44

ACCESS	Contract	England and Wales
24 month ratio of assessments to patient IDs	1.00	1.04

ACTIVITY	Contract
Contract assess and fit appliances (case starts) as a percentage of Area Team case starts	0.9 %

Cumulative percentage of contracted UOA delivered 2017 & 2018



Month	Adjusted Scheduled Activity (UOA)		
	2016	2017	2018
April	35	229	211
May	147	890	997
June	248	1,147	1,173
July	457	1,365	1,450
August	531	1,522	1,502
September	754	1,568	1,604
October	938	1,601	1,680
November	975	1,696	1,683
December	1,028	1,751	1,693
January	1,033	1,784	1,766
February	1,504	1,788	1,838
March	1,528	1,835	1,841
April	1,551	1,835	
May	1,757	1,836	
June	1,778	1,836	

QUALITY (rolling 12 month period)

	Contract Quantity	Contract Base Number	Contract *	Area Team	Region	England
% of all assessments that were assess and fit appliances (case starts)	82	202	40.6%	50.3%	57.8%	60.1%
% of all assessments that were assess and refuse	6	202	3.0%	13.6%	11.2%	11.3%
% of all assessments that were assess and review	114	202	56.4%	36.0%	31.0%	28.6%
% of case starts with a reported IOTN of 3 and Aesthetic Component of 5 or below	0	82	<i>N/A</i>	0.1%	0.1%	0.1%
% of case starts with a reported IOTN of 3 and Aesthetic Component of 6 or above	3	82	3.7%	5.5%	4.1%	4.1%
% of case starts with a reported IOTN of 4	60	82	73.2%	75.2%	76.4%	77.7%
% of case starts with a reported IOTN of 5	19	82	23.2%	18.8%	17.7%	16.8 %
% of concluded courses in receipt of dual-arch fixed appliances	73	81	90.1%	78.5%	69.8%	73.8%
% of concluded courses where treatment was abandoned or discontinued	5	81	6.2%	7.0%	8.3%	7.0%
% of patients satisfied with the treatment they have received	0	0	<i>N/A</i>	96.3%	96.6%	96.0%

* Figures in italics indicate that the base number is less than 100.

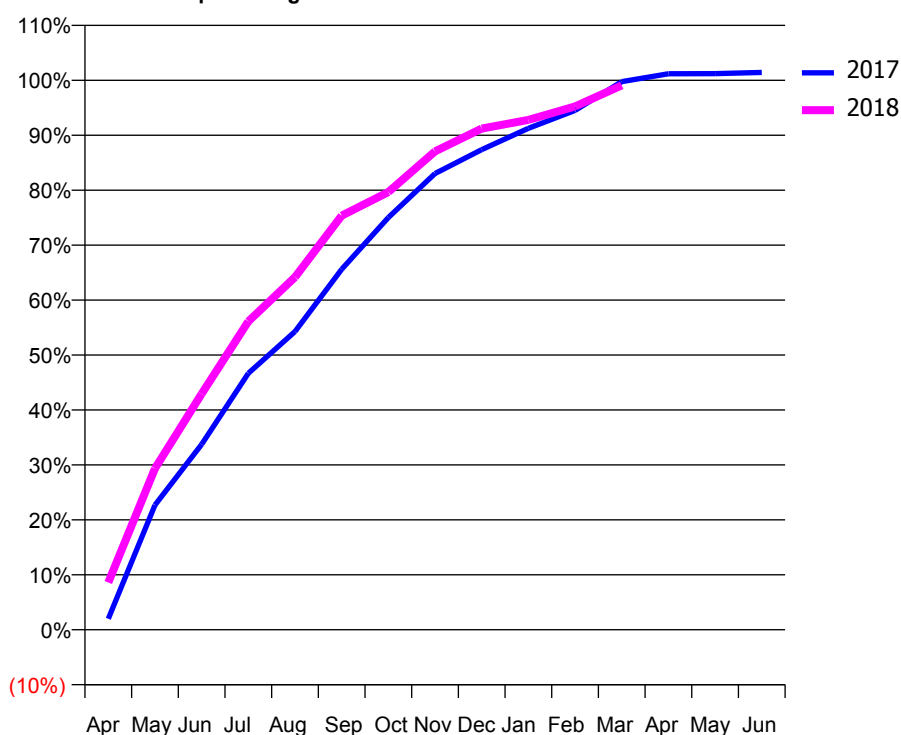
Q56 - Vital Signs Orthodontic At a Glance Contract Report for 822493/0001 - March 2018

Name or company name	MR AR HARE	17/18 Contracted general activity (UDA)	0
Contract type name	PDS Contract	Carry forward general activity (UDA)	0
Purpose of contract	Orthodontic	17/18 Contracted orthodontic activity (UOA)	10,286
Contract start date	01/04/2006	Carry forward orthodontic activity (UOA)	-145
Contract end date	31/03/2019	Baseline contract value	£641,356.81

ACCESS	Contract	England and Wales
24 month ratio of assessments to patient IDs	1.00	1.04

ACTIVITY	Contract
Contract assess and fit appliances (case starts) as a percentage of Area Team case starts	5.2 %

Cumulative percentage of contracted UOA delivered 2017 & 2018



Month	Adjusted Scheduled Activity (UOA)		
	2016	2017	2018
April	803	205	885
May	3,102	2,326	3,019
June	3,931	3,457	4,417
July	5,797	4,782	5,772
August	6,684	5,559	6,601
September	7,708	6,721	7,751
October	8,079	7,684	8,193
November	8,497	8,505	8,955
December	8,977	8,950	9,382
January	9,093	9,348	9,545
February	9,530	9,682	9,795
March	10,471	10,218	10,190
April	10,610	10,365	
May	10,633	10,367	
June	10,658	10,389	

QUALITY (rolling 12 month period)	Contract Quantity	Contract Base Number	Contract *	Area Team	Region	England
% of all assessments that were assess and fit appliances (case starts)	478	852	56.1%	50.3%	57.8%	60.1%
% of all assessments that were assess and refuse	173	852	20.3%	13.6%	11.2%	11.3%
% of all assessments that were assess and review	201	852	23.6%	36.0%	31.0%	28.6%
% of case starts with a reported IOTN of 3 and Aesthetic Component of 5 or below	0	478	N/A	0.1%	0.1%	0.1%
% of case starts with a reported IOTN of 3 and Aesthetic Component of 6 or above	19	478	4.0%	5.5%	4.1%	4.1%
% of case starts with a reported IOTN of 4	370	478	77.4%	75.2%	76.4%	77.7%
% of case starts with a reported IOTN of 5	87	478	18.2%	18.8%	17.7%	16.8 %
% of concluded courses in receipt of dual-arch fixed appliances	424	477	88.9%	78.5%	69.8%	73.8%
% of concluded courses where treatment was abandoned or discontinued	25	477	5.2%	7.0%	8.3%	7.0%
% of patients satisfied with the treatment they have received	18	18	100.0%	96.3%	96.6%	96.0%

* Figures in italics indicate that the base number is less than 100.

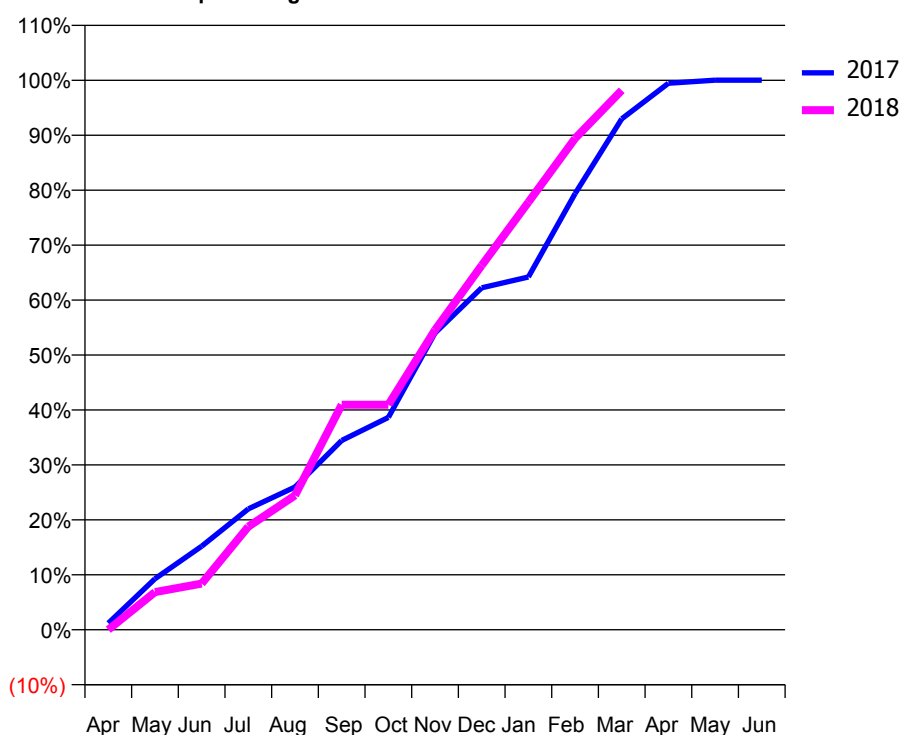
Q56 - Vital Signs Orthodontic At a Glance Contract Report for 822493/0002 - March 2018

Name or company name	MR AR HARE	17/18 Contracted general activity (UDA)	0
Contract type name	PDS Contract	Carry forward general activity (UDA)	0
Purpose of contract	Orthodontic	17/18 Contracted orthodontic activity (UOA)	7,593
Contract start date	01/04/2006	Carry forward orthodontic activity (UOA)	0
Contract end date	31/03/2019	Baseline contract value	£473,510.14

ACCESS	Contract	England and Wales
24 month ratio of assessments to patient IDs	1.01	1.04

ACTIVITY	Contract
Contract assess and fit appliances (case starts) as a percentage of Area Team case starts	4.1 %

Cumulative percentage of contracted UOA delivered 2017 & 2018



Month	Adjusted Scheduled Activity (UOA)		
	2016	2017	2018
April	240	92	0
May	736	704	520
June	1,102	1,154	639
July	1,934	1,671	1,425
August	2,361	1,973	1,857
September	3,217	2,615	3,110
October	3,633	2,935	3,110
November	4,216	4,100	4,143
December	4,369	4,725	5,035
January	4,991	4,874	5,908
February	6,195	6,027	6,790
March	7,275	7,059	7,454
April	7,601	7,551	
May	7,603	7,594	
June	7,603	7,594	

QUALITY (rolling 12 month period)

	Contract Quantity	Contract Base Number	Contract *	Area Team	Region	England
% of all assessments that were assess and fit appliances (case starts)	377	535	70.5%	50.3%	57.8%	60.1%
% of all assessments that were assess and refuse	67	535	12.5%	13.6%	11.2%	11.3%
% of all assessments that were assess and review	91	535	17.0%	36.0%	31.0%	28.6%
% of case starts with a reported IOTN of 3 and Aesthetic Component of 5 or below	0	377	N/A	0.1%	0.1%	0.1%
% of case starts with a reported IOTN of 3 and Aesthetic Component of 6 or above	16	377	4.2%	5.5%	4.1%	4.1%
% of case starts with a reported IOTN of 4	298	377	79.0%	75.2%	76.4%	77.7%
% of case starts with a reported IOTN of 5	62	377	16.4%	18.8%	17.7%	16.8 %
% of concluded courses in receipt of dual-arch fixed appliances	295	336	87.8%	78.5%	69.8%	73.8%
% of concluded courses where treatment was abandoned or discontinued	29	336	8.6%	7.0%	8.3%	7.0%
% of patients satisfied with the treatment they have received	19	20	95.0%	96.3%	96.6%	96.0%

* Figures in italics indicate that the base number is less than 100.

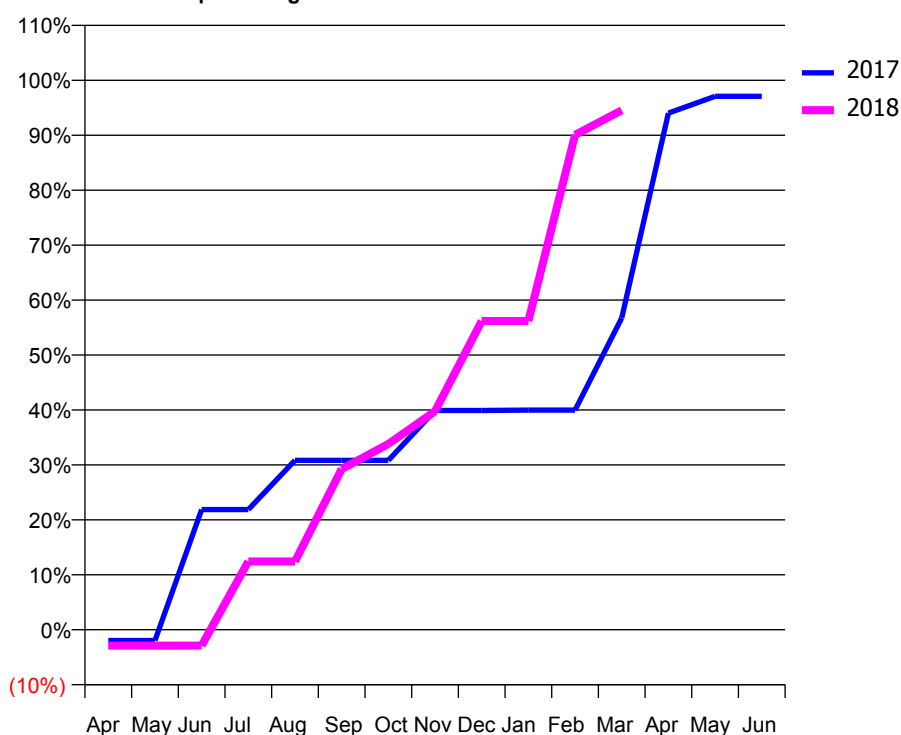
Q56 - Vital Signs Orthodontic At a Glance Contract Report for 827134/0006 - March 2018

Name or company name	MR JG PLUMMER	17/18 Contracted general activity (UDA)	13,778
Contract type name	GDS Contract	Carry forward general activity (UDA)	442
Purpose of contract	General and Orthodontic	17/18 Contracted orthodontic activity (UOA)	1,408
Contract start date	01/04/2006	Carry forward orthodontic activity (UOA)	41
Contract end date		Baseline contract value	£560,956.05

ACCESS	Contract	England and Wales
24 month ratio of assessments to patient IDs	1.02	1.04

ACTIVITY	Contract
Contract assess and fit appliances (case starts) as a percentage of Area Team case starts	1.0 %

Cumulative percentage of contracted UOA delivered 2017 & 2018



Month	Adjusted Scheduled Activity (UOA)		
	2016	2017	2018
April	-20	-28	-41
May	-20	-28	-41
June	-12	308	-41
July	20	308	175
August	21	434	175
September	48	434	412
October	411	434	476
November	485	562	560
December	569	562	791
January	569	563	791
February	722	563	1,268
March	1,250	799	1,331
April	1,380	1,324	
May	1,380	1,367	
June	1,380	1,367	

QUALITY (rolling 12 month period)	Contract Quantity	Contract Base Number	Contract *	Area Team	Region	England
% of all assessments that were assess and fit appliances (case starts)	92	121	76.0%	50.3%	57.8%	60.1%
% of all assessments that were assess and refuse	3	121	2.5%	13.6%	11.2%	11.3%
% of all assessments that were assess and review	26	121	21.5%	36.0%	31.0%	28.6%
% of case starts with a reported IOTN of 3 and Aesthetic Component of 5 or below	0	92	<i>N/A</i>	0.1%	0.1%	0.1%
% of case starts with a reported IOTN of 3 and Aesthetic Component of 6 or above	6	92	6.5%	5.5%	4.1%	4.1%
% of case starts with a reported IOTN of 4	74	92	80.4%	75.2%	76.4%	77.7%
% of case starts with a reported IOTN of 5	12	92	13.0%	18.8%	17.7%	16.8 %
% of concluded courses in receipt of dual-arch fixed appliances	6	7	85.7%	78.5%	69.8%	73.8%
% of concluded courses where treatment was abandoned or discontinued	1	7	14.3%	7.0%	8.3%	7.0%
% of patients satisfied with the treatment they have received	2	2	100.0%	96.3%	96.6%	96.0%

* Figures in italics indicate that the base number is less than 100.

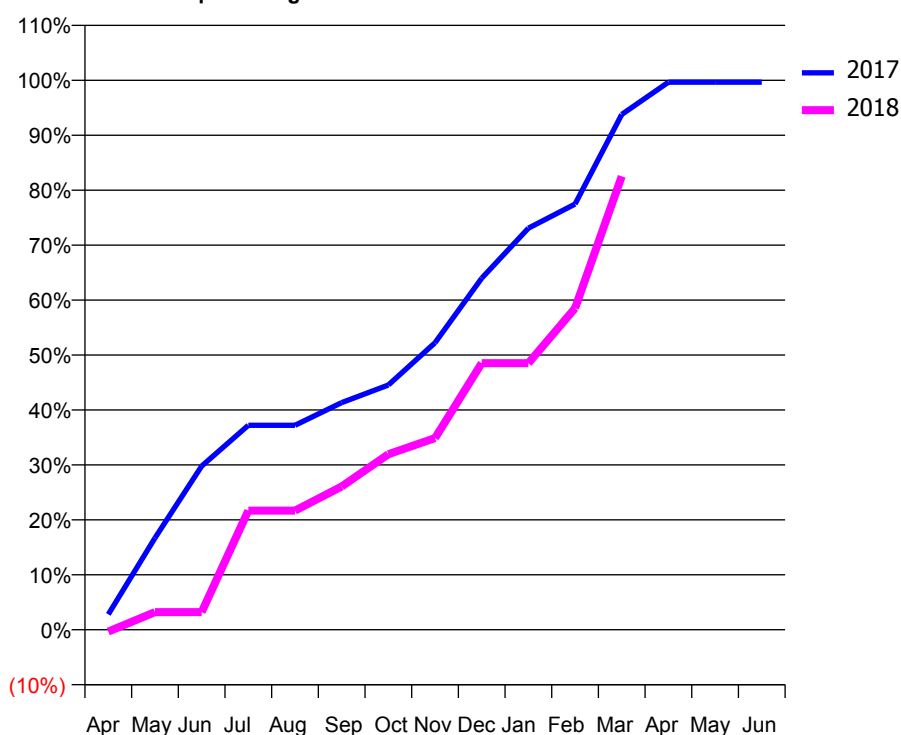
Q56 - Vital Signs Orthodontic At a Glance Contract Report for 827134/0007 - March 2018

Name or company name	MR JG PLUMMER	17/18 Contracted general activity (UDA)	17,482
Contract type name	GDS Contract	Carry forward general activity (UDA)	1,700
Purpose of contract	General and Orthodontic	17/18 Contracted orthodontic activity (UOA)	1,430
Contract start date	01/04/2006	Carry forward orthodontic activity (UOA)	5
Contract end date		Baseline contract value	£705,773.61

ACCESS	Contract	England and Wales
24 month ratio of assessments to patient IDs	1.07	1.04

ACTIVITY	Contract
Contract assess and fit appliances (case starts) as a percentage of Area Team case starts	0.6 %

Cumulative percentage of contracted UOA delivered 2017 & 2018



Month	Adjusted Scheduled Activity (UOA)		
	2016	2017	2018
April	2	40	-5
May	56	239	46
June	60	426	46
July	200	532	310
August	226	532	310
September	250	591	373
October	384	637	457
November	463	747	499
December	574	915	694
January	574	1,045	694
February	861	1,108	837
March	1,167	1,341	1,180
April	1,420	1,425	
May	1,420	1,425	
June	1,420	1,425	

QUALITY (rolling 12 month period)

	Contract Quantity	Contract Base Number	Contract *	Area Team	Region	England
% of all assessments that were assess and fit appliances (case starts)	56	183	30.6%	50.3%	57.8%	60.1%
% of all assessments that were assess and refuse	6	183	3.3%	13.6%	11.2%	11.3%
% of all assessments that were assess and review	121	183	66.1%	36.0%	31.0%	28.6%
% of case starts with a reported IOTN of 3 and Aesthetic Component of 5 or below	0	56	<i>N/A</i>	0.1%	0.1%	0.1%
% of case starts with a reported IOTN of 3 and Aesthetic Component of 6 or above	0	56	<i>N/A</i>	5.5%	4.1%	4.1%
% of case starts with a reported IOTN of 4	46	56	82.1%	75.2%	76.4%	77.7%
% of case starts with a reported IOTN of 5	10	56	17.9%	18.8%	17.7%	16.8 %
% of concluded courses in receipt of dual-arch fixed appliances	7	8	87.5%	78.5%	69.8%	73.8%
% of concluded courses where treatment was abandoned or discontinued	1	8	12.5%	7.0%	8.3%	7.0%
% of patients satisfied with the treatment they have received	3	3	100.0%	96.3%	96.6%	96.0%

* Figures in italics indicate that the base number is less than 100.

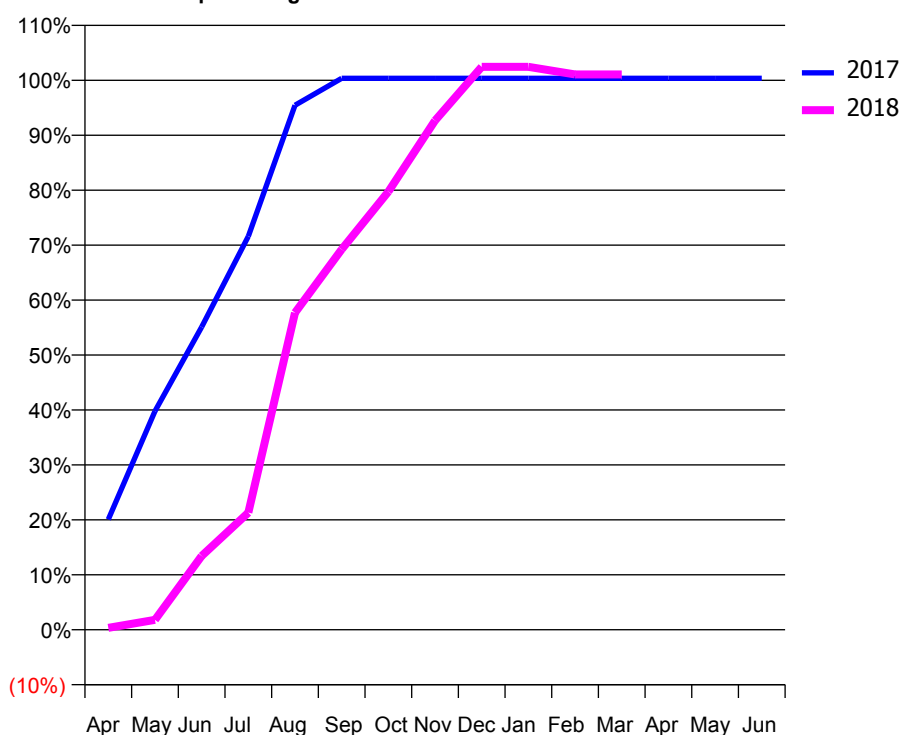
Q56 - Vital Signs Orthodontic At a Glance Contract Report for 827134/0008 - March 2018

Name or company name	MR JG PLUMMER	17/18 Contracted general activity (UDA)	25,930
Contract type name	GDS Contract	Carry forward general activity (UDA)	592
Purpose of contract	General and Orthodontic	17/18 Contracted orthodontic activity (UOA)	1,430
Contract start date	01/04/2006	Carry forward orthodontic activity (UOA)	-5
Contract end date		Baseline contract value	£852,042.08

ACCESS	Contract	England and Wales
24 month ratio of assessments to patient IDs	1.07	1.04

ACTIVITY	Contract
Contract assess and fit appliances (case starts) as a percentage of Area Team case starts	0.7 %

Cumulative percentage of contracted UOA delivered 2017 & 2018



Month	Adjusted Scheduled Activity (UOA)		
	2016	2017	2018
April	0	287	5
May	269	569	26
June	528	788	192
July	824	1,024	305
August	824	1,365	825
September	929	1,435	990
October	1,009	1,435	1,140
November	1,143	1,435	1,325
December	1,191	1,435	1,465
January	1,200	1,435	1,465
February	1,315	1,435	1,445
March	1,344	1,435	1,445
April	1,435	1,435	
May	1,435	1,435	
June	1,435	1,435	

QUALITY (rolling 12 month period)

	Contract Quantity	Contract Base Number	Contract *	Area Team	Region	England
% of all assessments that were assess and fit appliances (case starts)	63	222	28.4%	50.3%	57.8%	60.1%
% of all assessments that were assess and refuse	40	222	18.0%	13.6%	11.2%	11.3%
% of all assessments that were assess and review	119	222	53.6%	36.0%	31.0%	28.6%
% of case starts with a reported IOTN of 3 and Aesthetic Component of 5 or below	0	63	<i>N/A</i>	0.1%	0.1%	0.1%
% of case starts with a reported IOTN of 3 and Aesthetic Component of 6 or above	0	63	<i>N/A</i>	5.5%	4.1%	4.1%
% of case starts with a reported IOTN of 4	57	63	90.5%	75.2%	76.4%	77.7%
% of case starts with a reported IOTN of 5	6	63	9.5%	18.8%	17.7%	16.8%
% of concluded courses in receipt of dual-arch fixed appliances	45	57	78.9%	78.5%	69.8%	73.8%
% of concluded courses where treatment was abandoned or discontinued	11	57	19.3%	7.0%	8.3%	7.0%
% of patients satisfied with the treatment they have received	0	0	<i>N/A</i>	96.3%	96.6%	96.0%

* Figures in italics indicate that the base number is less than 100.

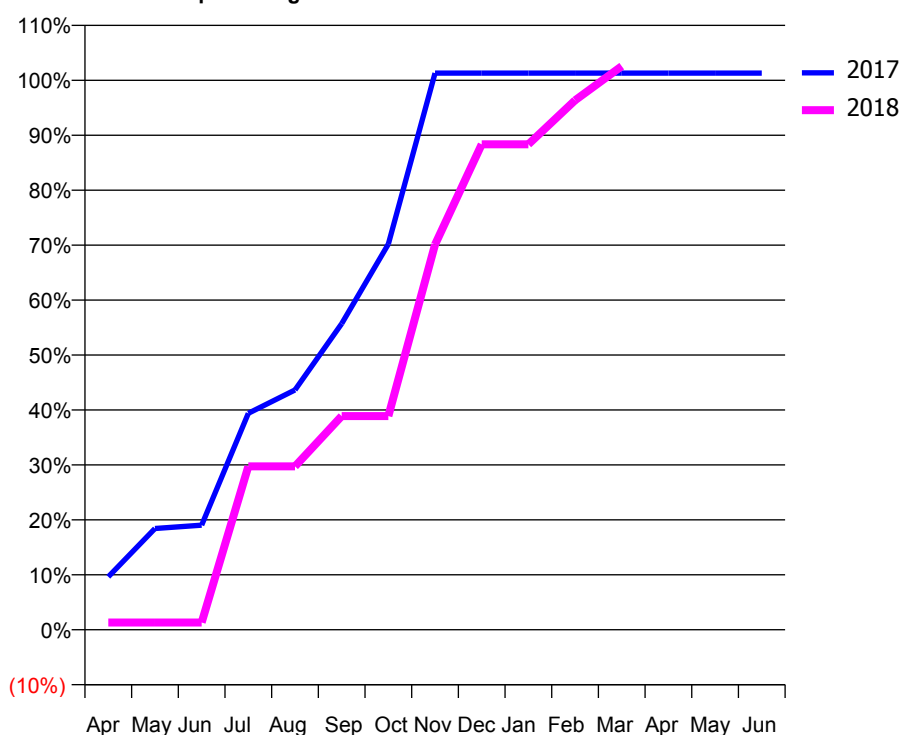
Q56 - Vital Signs Orthodontic At a Glance Contract Report for 827134/0009 - March 2018

Name or company name	MR JG PLUMMER	17/18 Contracted general activity (UDA)	32,392
Contract type name	GDS Contract	Carry forward general activity (UDA)	690
Purpose of contract	General and Orthodontic	17/18 Contracted orthodontic activity (UOA)	1,980
Contract start date	01/04/2006	Carry forward orthodontic activity (UOA)	-26
Contract end date		Baseline contract value	£1,080,480.30

ACCESS	Contract	England and Wales
24 month ratio of assessments to patient IDs	1.00	1.04

ACTIVITY	Contract
Contract assess and fit appliances (case starts) as a percentage of Area Team case starts	1.0 %

Cumulative percentage of contracted UOA delivered 2017 & 2018



Month	Adjusted Scheduled Activity (UOA)		
	2016	2017	2018
April	0	191	26
May	0	365	26
June	66	377	26
July	243	780	589
August	243	864	589
September	647	1,103	770
October	1,001	1,390	770
November	1,225	2,006	1,388
December	1,312	2,006	1,749
January	1,312	2,006	1,749
February	1,886	2,006	1,908
March	1,892	2,006	2,031
April	1,996	2,006	
May	1,996	2,006	
June	1,996	2,006	

QUALITY (rolling 12 month period)	Contract Quantity	Contract Base Number	Contract *	Area Team	Region	England
% of all assessments that were assess and fit appliances (case starts)	90	226	39.8%	50.3%	57.8%	60.1%
% of all assessments that were assess and refuse	19	226	8.4%	13.6%	11.2%	11.3%
% of all assessments that were assess and review	117	226	51.8%	36.0%	31.0%	28.6%
% of case starts with a reported IOTN of 3 and Aesthetic Component of 5 or below	0	90	<i>N/A</i>	0.1%	0.1%	0.1%
% of case starts with a reported IOTN of 3 and Aesthetic Component of 6 or above	0	90	<i>N/A</i>	5.5%	4.1%	4.1%
% of case starts with a reported IOTN of 4	72	90	80.0%	75.2%	76.4%	77.7%
% of case starts with a reported IOTN of 5	18	90	20.0%	18.8%	17.7%	16.8%
% of concluded courses in receipt of dual-arch fixed appliances	53	73	72.6%	78.5%	69.8%	73.8%
% of concluded courses where treatment was abandoned or discontinued	10	73	13.7%	7.0%	8.3%	7.0%
% of patients satisfied with the treatment they have received	1	1	100.0%	96.3%	96.6%	96.0%

* Figures in italics indicate that the base number is less than 100.

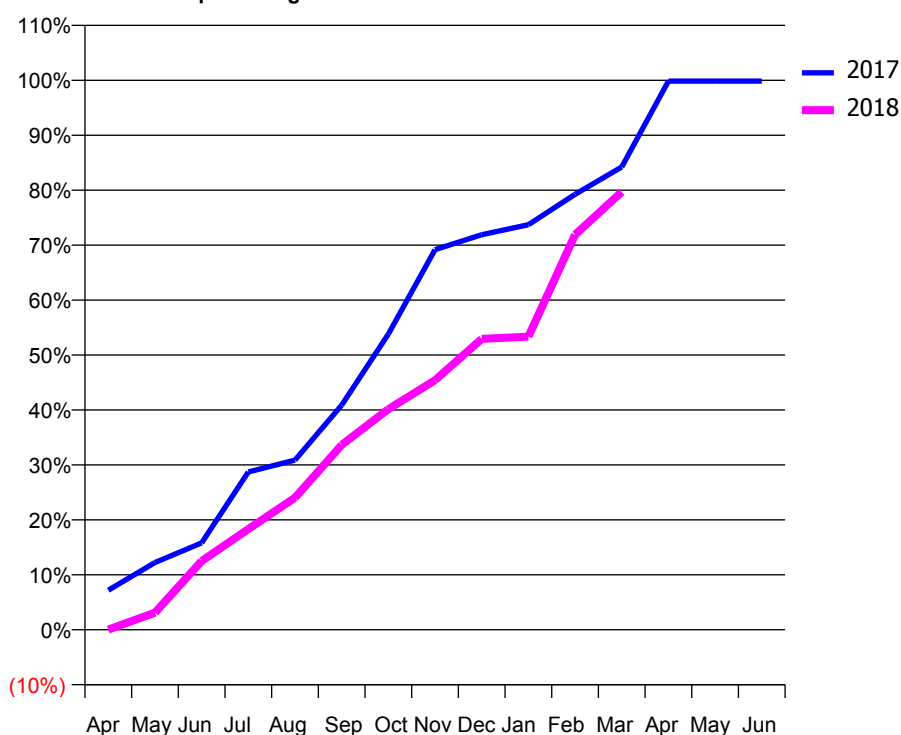
Q56 - Vital Signs Orthodontic At a Glance Contract Report for 827134/0010 - March 2018

Name or company name	MR JG PLUMMER	17/18 Contracted general activity (UDA)	51,443
Contract type name	Pilot Contract	Carry forward general activity (UDA)	0
Purpose of contract	General and Orthodontic	17/18 Contracted orthodontic activity (UOA)	2,750
Contract start date	01/04/2006	Carry forward orthodontic activity (UOA)	4
Contract end date		Baseline contract value	£1,663,806.62

ACCESS	Contract	England and Wales
24 month ratio of assessments to patient IDs	1.07	1.04

ACTIVITY	Contract
Contract assess and fit appliances (case starts) as a percentage of Area Team case starts	1.2 %

Cumulative percentage of contracted UOA delivered 2017 & 2018



Month	Adjusted Scheduled Activity (UOA)		
	2016	2017	2018
April	2	198	1
May	164	337	86
June	759	435	344
July	1,282	790	504
August	1,417	849	661
September	1,637	1,124	925
October	1,696	1,480	1,104
November	2,131	1,902	1,249
December	2,374	1,977	1,456
January	2,442	2,027	1,467
February	2,598	2,179	1,977
March	2,703	2,316	2,191
April	2,732	2,746	
May	2,732	2,746	
June	2,732	2,746	

QUALITY (rolling 12 month period)	Contract Quantity	Contract Base Number	Contract *	Area Team	Region	England
% of all assessments that were assess and fit appliances (case starts)	111	422	26.3%	50.3%	57.8%	60.1%
% of all assessments that were assess and refuse	3	422	0.7%	13.6%	11.2%	11.3%
% of all assessments that were assess and review	308	422	73.0%	36.0%	31.0%	28.6%
% of case starts with a reported IOTN of 3 and Aesthetic Component of 5 or below	0	111	N/A	0.1%	0.1%	0.1%
% of case starts with a reported IOTN of 3 and Aesthetic Component of 6 or above	0	111	N/A	5.5%	4.1%	4.1%
% of case starts with a reported IOTN of 4	85	111	76.6%	75.2%	76.4%	77.7%
% of case starts with a reported IOTN of 5	26	111	23.4%	18.8%	17.7%	16.8 %
% of concluded courses in receipt of dual-arch fixed appliances	96	107	89.7%	78.5%	69.8%	73.8%
% of concluded courses where treatment was abandoned or discontinued	6	107	5.6%	7.0%	8.3%	7.0%
% of patients satisfied with the treatment they have received	5	5	100.0%	96.3%	96.6%	96.0%

* Figures in italics indicate that the base number is less than 100.

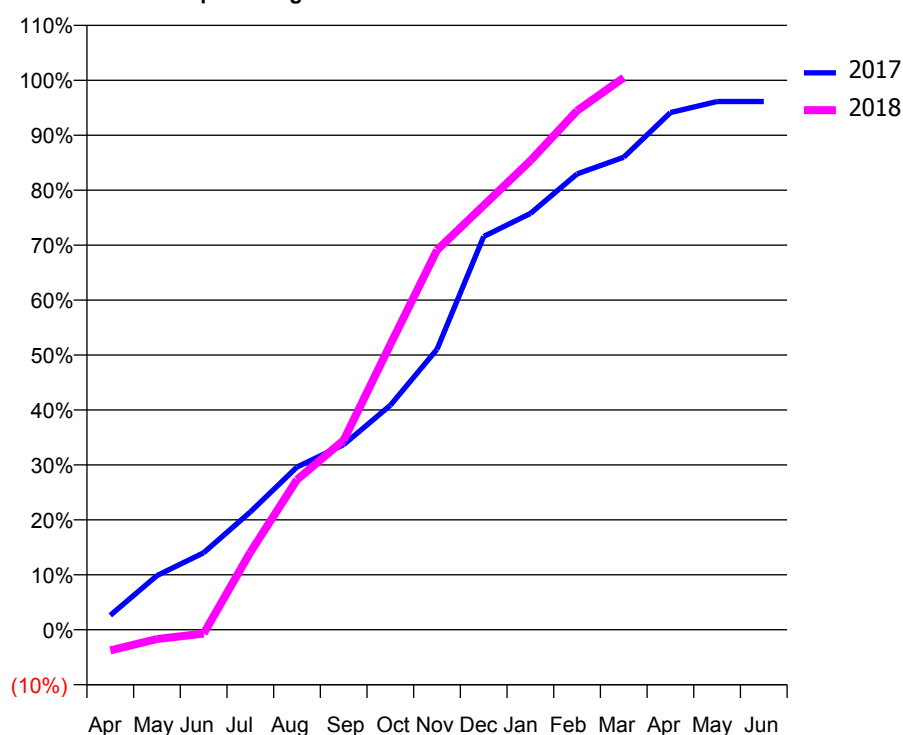
Q56 - Vital Signs Orthodontic At a Glance Contract Report for 827134/0012 - March 2018

Name or company name	MR JG PLUMMER	17/18 Contracted general activity (UDA)	22,126
Contract type name	GDS Contract	Carry forward general activity (UDA)	734
Purpose of contract	General and Orthodontic	17/18 Contracted orthodontic activity (UOA)	2,090
Contract start date	01/04/2006	Carry forward orthodontic activity (UOA)	81
Contract end date		Baseline contract value	£826,898.01

ACCESS	Contract	England and Wales
24 month ratio of assessments to patient IDs	1.01	1.04

ACTIVITY	Contract
Contract assess and fit appliances (case starts) as a percentage of Area Team case starts	1.2 %

Cumulative percentage of contracted UOA delivered 2017 & 2018



Month	Adjusted Scheduled Activity (UOA)		
	2016	2017	2018
April	0	55	-79
May	638	206	-36
June	727	293	-15
July	1,014	448	295
August	1,279	619	571
September	1,305	704	721
October	1,570	854	1,085
November	1,570	1,067	1,444
December	1,935	1,496	1,614
January	1,936	1,583	1,784
February	2,066	1,734	1,974
March	2,066	1,797	2,100
April	2,066	1,967	
May	2,066	2,009	
June	2,066	2,009	

QUALITY (rolling 12 month period)

	Contract Quantity	Contract Base Number	Contract *	Area Team	Region	England
% of all assessments that were assess and fit appliances (case starts)	114	147	77.6%	50.3%	57.8%	60.1%
% of all assessments that were assess and refuse	0	147	0.0%	13.6%	11.2%	11.3%
% of all assessments that were assess and review	33	147	22.4%	36.0%	31.0%	28.6%
% of case starts with a reported IOTN of 3 and Aesthetic Component of 5 or below	0	114	N/A	0.1%	0.1%	0.1%
% of case starts with a reported IOTN of 3 and Aesthetic Component of 6 or above	5	114	4.4%	5.5%	4.1%	4.1%
% of case starts with a reported IOTN of 4	94	114	82.5%	75.2%	76.4%	77.7%
% of case starts with a reported IOTN of 5	15	114	13.2%	18.8%	17.7%	16.8 %
% of concluded courses in receipt of dual-arch fixed appliances	39	43	90.7%	78.5%	69.8%	73.8%
% of concluded courses where treatment was abandoned or discontinued	4	43	9.3%	7.0%	8.3%	7.0%
% of patients satisfied with the treatment they have received	1	1	100.0%	96.3%	96.6%	96.0%

* Figures in italics indicate that the base number is less than 100.

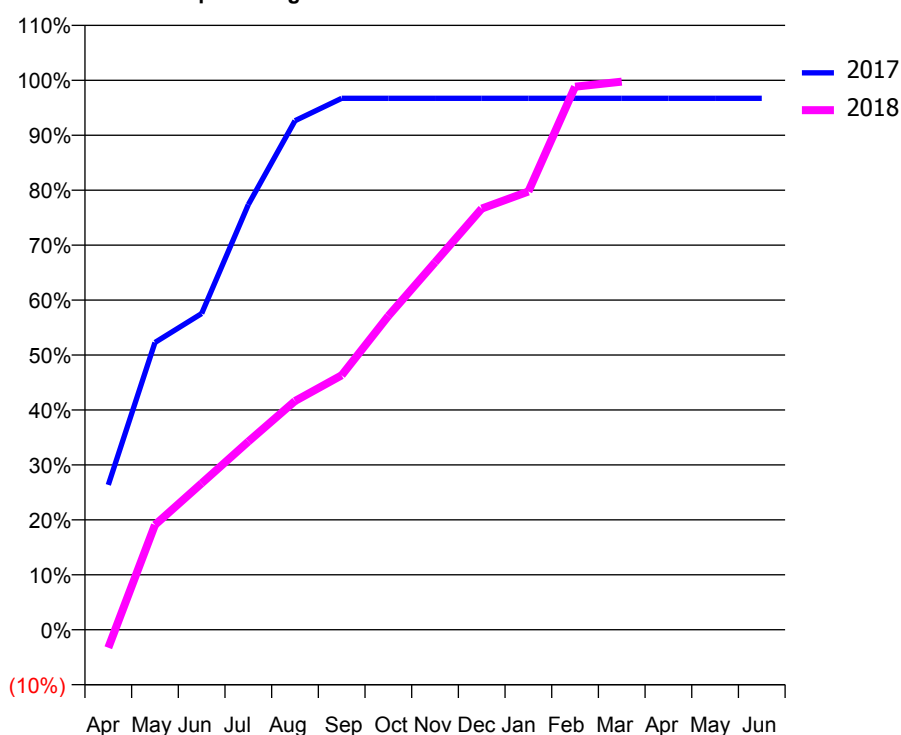
Q56 - Vital Signs Orthodontic At a Glance Contract Report for 827134/0013 - March 2018

Name or company name	MR JG PLUMMER	17/18 Contracted general activity (UDA)	24,945
Contract type name	GDS Contract	Carry forward general activity (UDA)	851
Purpose of contract	General and Orthodontic	17/18 Contracted orthodontic activity (UOA)	2,064
Contract start date	01/04/2006	Carry forward orthodontic activity (UOA)	68
Contract end date		Baseline contract value	£887,313.70

ACCESS	Contract	England and Wales
24 month ratio of assessments to patient IDs	1.06	1.04

ACTIVITY	Contract
Contract assess and fit appliances (case starts) as a percentage of Area Team case starts	1.0 %

Cumulative percentage of contracted UOA delivered 2017 & 2018



Month	Adjusted Scheduled Activity (UOA)		
	2016	2017	2018
April	0	544	-68
May	477	1,079	394
June	809	1,188	550
July	1,121	1,597	707
August	1,295	1,912	859
September	1,420	1,996	956
October	1,595	1,996	1,179
November	1,695	1,996	1,380
December	1,798	1,996	1,582
January	1,800	1,996	1,646
February	1,822	1,996	2,040
March	1,843	1,996	2,059
April	1,991	1,996	
May	1,991	1,996	
June	1,991	1,996	

QUALITY (rolling 12 month period)	Contract Quantity	Contract Base Number	Contract *	Area Team	Region	England
% of all assessments that were assess and fit appliances (case starts)	94	264	35.6%	50.3%	57.8%	60.1%
% of all assessments that were assess and refuse	50	264	18.9%	13.6%	11.2%	11.3%
% of all assessments that were assess and review	120	264	45.5%	36.0%	31.0%	28.6%
% of case starts with a reported IOTN of 3 and Aesthetic Component of 5 or below	0	94	<i>N/A</i>	0.1%	0.1%	0.1%
% of case starts with a reported IOTN of 3 and Aesthetic Component of 6 or above	1	94	<i>1.1%</i>	5.5%	4.1%	4.1%
% of case starts with a reported IOTN of 4	86	94	<i>91.5%</i>	75.2%	76.4%	77.7%
% of case starts with a reported IOTN of 5	7	94	<i>7.4%</i>	18.8%	17.7%	16.8%
% of concluded courses in receipt of dual-arch fixed appliances	58	70	<i>82.9%</i>	78.5%	69.8%	73.8%
% of concluded courses where treatment was abandoned or discontinued	11	70	<i>15.7%</i>	7.0%	8.3%	7.0%
% of patients satisfied with the treatment they have received	3	3	<i>100.0%</i>	96.3%	96.6%	96.0%

* Figures in italics indicate that the base number is less than 100.

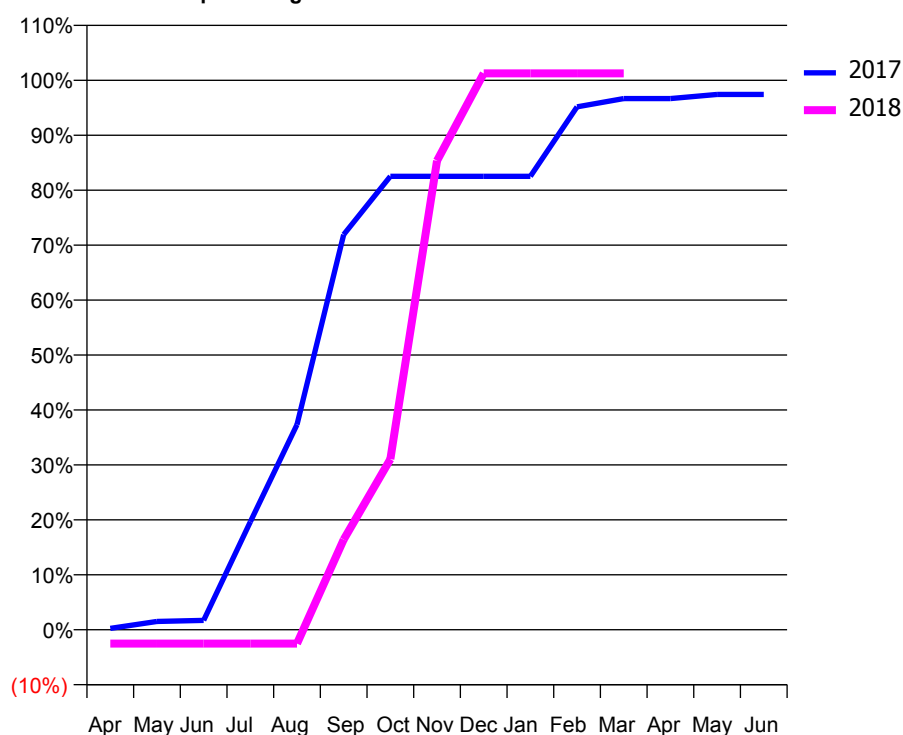
Q56 - Vital Signs Orthodontic At a Glance Contract Report for 827134/0014 - March 2018

Name or company name	MR JG PLUMMER	17/18 Contracted general activity (UDA)	15,368
Contract type name	GDS Contract	Carry forward general activity (UDA)	493
Purpose of contract	General and Orthodontic	17/18 Contracted orthodontic activity (UOA)	396
Contract start date	01/04/2006	Carry forward orthodontic activity (UOA)	10
Contract end date		Baseline contract value	£517,411.58

ACCESS	Contract	England and Wales
24 month ratio of assessments to patient IDs	1.00	1.04

ACTIVITY	Contract
Contract assess and fit appliances (case starts) as a percentage of Area Team case starts	0.2 %

Cumulative percentage of contracted UOA delivered 2017 & 2018



Month	Adjusted Scheduled Activity (UOA)		
	2016	2017	2018
April	0	1	-10
May	0	6	-10
June	30	7	-10
July	126	78	-10
August	132	148	-10
September	204	285	65
October	204	327	123
November	228	327	338
December	249	327	401
January	249	327	401
February	249	377	401
March	381	383	401
April	402	383	
May	402	386	
June	402	386	

QUALITY (rolling 12 month period)

	Contract Quantity	Contract Base Number	Contract *	Area Team	Region	England
% of all assessments that were assess and fit appliances (case starts)	17	74	23.0%	50.3%	57.8%	60.1%
% of all assessments that were assess and refuse	12	74	16.2%	13.6%	11.2%	11.3%
% of all assessments that were assess and review	45	74	60.8%	36.0%	31.0%	28.6%
% of case starts with a reported IOTN of 3 and Aesthetic Component of 5 or below	0	17	<i>N/A</i>	0.1%	0.1%	0.1%
% of case starts with a reported IOTN of 3 and Aesthetic Component of 6 or above	0	17	<i>N/A</i>	5.5%	4.1%	4.1%
% of case starts with a reported IOTN of 4	14	17	82.4%	75.2%	76.4%	77.7%
% of case starts with a reported IOTN of 5	3	17	17.6%	18.8%	17.7%	16.8 %
% of concluded courses in receipt of dual-arch fixed appliances	0	0	<i>N/A</i>	78.5%	69.8%	73.8%
% of concluded courses where treatment was abandoned or discontinued	0	0	<i>N/A</i>	7.0%	8.3%	7.0%
% of patients satisfied with the treatment they have received	1	1	100.0%	96.3%	96.6%	96.0%

* Figures in italics indicate that the base number is less than 100.

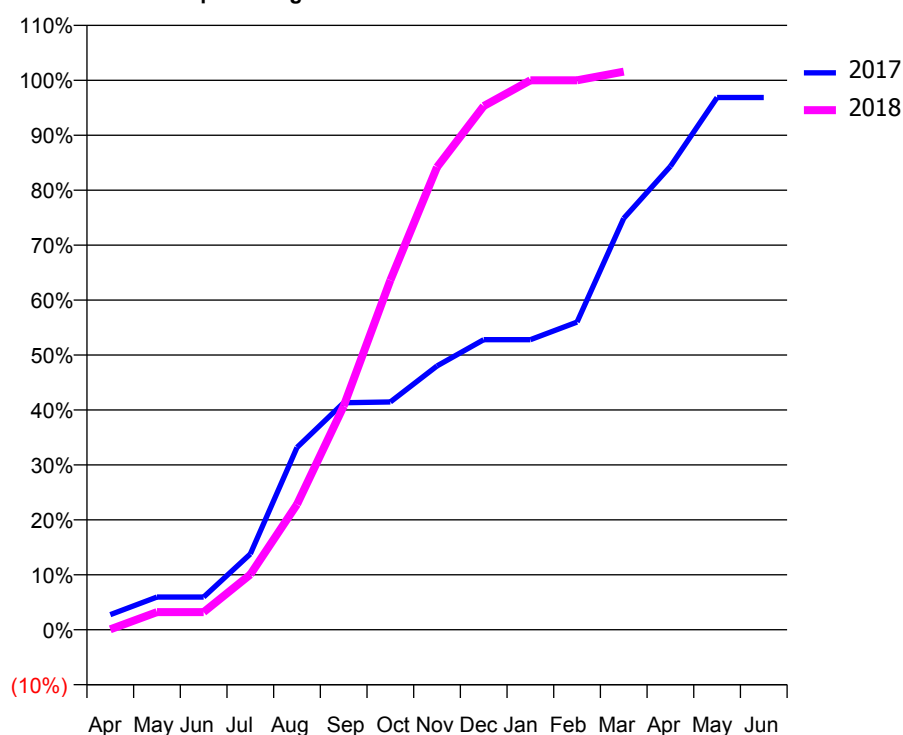
Q56 - Vital Signs Orthodontic At a Glance Contract Report for 827134/0015 - March 2018

Name or company name	MR JG PLUMMER	17/18 Contracted general activity (UDA)	51,722
Contract type name	GDS Contract	Carry forward general activity (UDA)	1,791
Purpose of contract	General and Orthodontic	17/18 Contracted orthodontic activity (UOA)	1,341
Contract start date	01/04/2006	Carry forward orthodontic activity (UOA)	0
Contract end date		Baseline contract value	£1,422,886.59

ACCESS	Contract	England and Wales
24 month ratio of assessments to patient IDs	1.02	1.04

ACTIVITY	Contract
Contract assess and fit appliances (case starts) as a percentage of Area Team case starts	0.8 %

Cumulative percentage of contracted UOA delivered 2017 & 2018



Month	Adjusted Scheduled Activity (UOA)		
	2016	2017	2018
April	10	37	1
May	263	80	43
June	263	80	43
July	348	185	135
August	436	445	306
September	436	554	546
October	457	556	853
November	457	644	1,129
December	714	708	1,278
January	757	708	1,341
February	1,055	751	1,341
March	1,357	1,004	1,362
April	1,357	1,131	
May	1,357	1,299	
June	1,357	1,299	

QUALITY (rolling 12 month period)

	Contract Quantity	Contract Base Number	Contract *	Area Team	Region	England
% of all assessments that were assess and fit appliances (case starts)	78	114	68.4%	50.3%	57.8%	60.1%
% of all assessments that were assess and refuse	1	114	0.9%	13.6%	11.2%	11.3%
% of all assessments that were assess and review	35	114	30.7%	36.0%	31.0%	28.6%
% of case starts with a reported IOTN of 3 and Aesthetic Component of 5 or below	0	78	<i>N/A</i>	0.1%	0.1%	0.1%
% of case starts with a reported IOTN of 3 and Aesthetic Component of 6 or above	3	78	3.8%	5.5%	4.1%	4.1%
% of case starts with a reported IOTN of 4	64	78	82.1%	75.2%	76.4%	77.7%
% of case starts with a reported IOTN of 5	11	78	14.1%	18.8%	17.7%	16.8 %
% of concluded courses in receipt of dual-arch fixed appliances	31	36	86.1%	78.5%	69.8%	73.8%
% of concluded courses where treatment was abandoned or discontinued	5	36	13.9%	7.0%	8.3%	7.0%
% of patients satisfied with the treatment they have received	5	5	100.0%	96.3%	96.6%	96.0%

* Figures in italics indicate that the base number is less than 100.

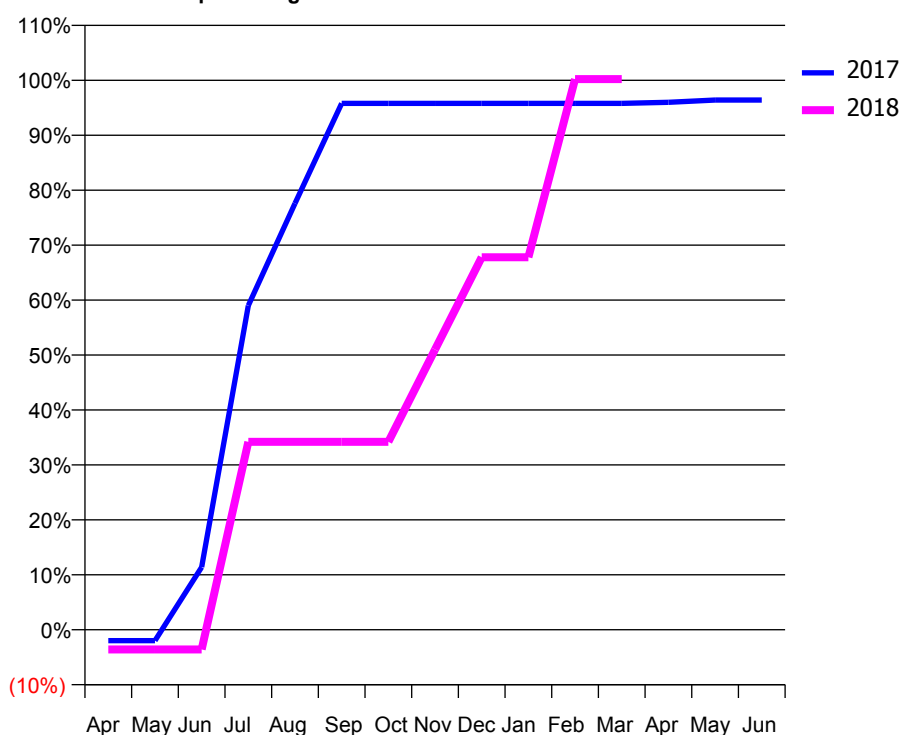
Q56 - Vital Signs Orthodontic At a Glance Contract Report for 827134/0016 - March 2018

Name or company name	MR JG PLUMMER	17/18 Contracted general activity (UDA)	20,424
Contract type name	GDS Contract	Carry forward general activity (UDA)	620
Purpose of contract	General and Orthodontic	17/18 Contracted orthodontic activity (UOA)	500
Contract start date	01/04/2006	Carry forward orthodontic activity (UOA)	18
Contract end date		Baseline contract value	£631,934.07

ACCESS	Contract	England and Wales
24 month ratio of assessments to patient IDs	1.00	1.04

ACTIVITY	Contract
Contract assess and fit appliances (case starts) as a percentage of Area Team case starts	0.3 %

Cumulative percentage of contracted UOA delivered 2017 & 2018



Month	Adjusted Scheduled Activity (UOA)		
	2016	2017	2018
April	0	-10	-18
May	0	-10	-18
June	0	57	-18
July	0	295	171
August	191	388	171
September	191	479	171
October	254	479	171
November	254	479	255
December	254	479	339
January	338	479	339
February	443	479	501
March	456	479	501
April	490	480	
May	490	482	
June	490	482	

QUALITY (rolling 12 month period)

	Contract Quantity	Contract Base Number	Contract *	Area Team	Region	England
% of all assessments that were assess and fit appliances (case starts)	24	42	57.1%	50.3%	57.8%	60.1%
% of all assessments that were assess and refuse	0	42	0.0%	13.6%	11.2%	11.3%
% of all assessments that were assess and review	18	42	42.9%	36.0%	31.0%	28.6%
% of case starts with a reported IOTN of 3 and Aesthetic Component of 5 or below	0	24	N/A	0.1%	0.1%	0.1%
% of case starts with a reported IOTN of 3 and Aesthetic Component of 6 or above	0	24	N/A	5.5%	4.1%	4.1%
% of case starts with a reported IOTN of 4	19	24	79.2%	75.2%	76.4%	77.7%
% of case starts with a reported IOTN of 5	4	24	16.7%	18.8%	17.7%	16.8%
% of concluded courses in receipt of dual-arch fixed appliances	0	0	N/A	78.5%	69.8%	73.8%
% of concluded courses where treatment was abandoned or discontinued	0	0	N/A	7.0%	8.3%	7.0%
% of patients satisfied with the treatment they have received	0	0	N/A	96.3%	96.6%	96.0%

* Figures in italics indicate that the base number is less than 100.

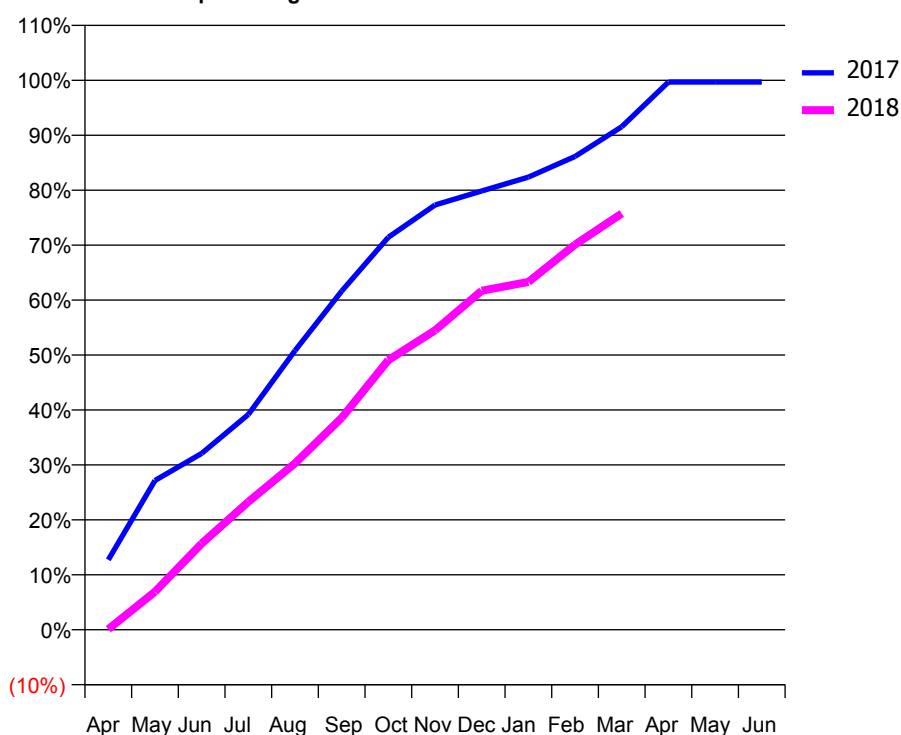
Q56 - Vital Signs Orthodontic At a Glance Contract Report for 827134/0019 - March 2018

Name or company name	MR JG PLUMMER	17/18 Contracted general activity (UDA)	0
Contract type name	PDS Contract	Carry forward general activity (UDA)	0
Purpose of contract	Orthodontic	17/18 Contracted orthodontic activity (UOA)	6,900
Contract start date	01/04/2009	Carry forward orthodontic activity (UOA)	0
Contract end date	31/03/2019	Baseline contract value	£434,103.65

ACCESS	Contract	England and Wales
24 month ratio of assessments to patient IDs	1.07	1.04

ACTIVITY	Contract
Contract assess and fit appliances (case starts) as a percentage of Area Team case starts	2.8 %

Cumulative percentage of contracted UOA delivered 2017 & 2018



Month	Adjusted Scheduled Activity (UOA)		
	2016	2017	2018
April	0	878	8
May	470	1,874	478
June	1,345	2,215	1,083
July	2,148	2,703	1,606
August	2,465	3,506	2,090
September	3,145	4,252	2,662
October	4,198	4,929	3,386
November	4,816	5,334	3,760
December	5,740	5,509	4,257
January	5,799	5,684	4,368
February	6,077	5,943	4,837
March	6,745	6,317	5,226
April	6,799	6,877	
May	6,800	6,877	
June	6,800	6,877	

QUALITY (rolling 12 month period)	Contract Quantity	Contract Base Number	Contract *	Area Team	Region	England
% of all assessments that were assess and fit appliances (case starts)	258	664	38.9%	50.3%	57.8%	60.1%
% of all assessments that were assess and refuse	27	664	4.1%	13.6%	11.2%	11.3%
% of all assessments that were assess and review	379	664	57.1%	36.0%	31.0%	28.6%
% of case starts with a reported IOTN of 3 and Aesthetic Component of 5 or below	0	258	N/A	0.1%	0.1%	0.1%
% of case starts with a reported IOTN of 3 and Aesthetic Component of 6 or above	0	258	N/A	5.5%	4.1%	4.1%
% of case starts with a reported IOTN of 4	212	258	82.2%	75.2%	76.4%	77.7%
% of case starts with a reported IOTN of 5	46	258	17.8%	18.8%	17.7%	16.8 %
% of concluded courses in receipt of dual-arch fixed appliances	243	274	88.7%	78.5%	69.8%	73.8%
% of concluded courses where treatment was abandoned or discontinued	26	274	9.5%	7.0%	8.3%	7.0%
% of patients satisfied with the treatment they have received	11	12	91.7%	96.3%	96.6%	96.0%

* Figures in italics indicate that the base number is less than 100.

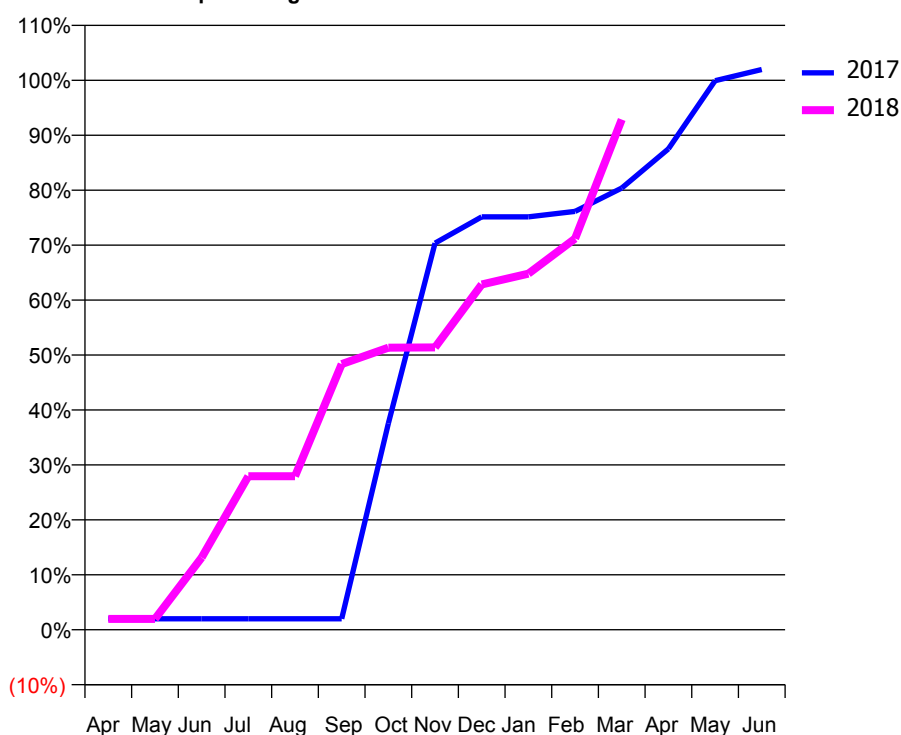
Q56 - Vital Signs Orthodontic At a Glance Contract Report for 830240/0001 - March 2018

Name or company name	MR WA BOTHA	17/18 Contracted general activity (UDA)	0
Contract type name	PDS Contract	Carry forward general activity (UDA)	0
Purpose of contract	Orthodontic	17/18 Contracted orthodontic activity (UOA)	8,595
Contract start date	01/04/2006	Carry forward orthodontic activity (UOA)	-169
Contract end date	31/03/2019	Baseline contract value	£539,760.46

ACCESS	Contract	England and Wales
24 month ratio of assessments to patient IDs	1.00	1.04

ACTIVITY	Contract
Contract assess and fit appliances (case starts) as a percentage of Area Team case starts	5.3 %

Cumulative percentage of contracted UOA delivered 2017 & 2018



Month	Adjusted Scheduled Activity (UOA)		
	2016	2017	2018
April	17	172	169
May	17	172	169
June	2,024	172	1,130
July	2,024	172	2,402
August	3,034	172	2,402
September	3,034	172	4,156
October	3,034	3,227	4,413
November	5,736	6,048	4,417
December	6,149	6,459	5,401
January	6,233	6,459	5,569
February	8,079	6,543	6,119
March	8,586	6,908	7,981
April	8,586	7,522	
May	8,590	8,588	
June	8,842	8,764	

QUALITY (rolling 12 month period)

	Contract Quantity	Contract Base Number	Contract *	Area Team	Region	England
% of all assessments that were assess and fit appliances (case starts)	487	609	80.0%	50.3%	57.8%	60.1%
% of all assessments that were assess and refuse	12	609	2.0%	13.6%	11.2%	11.3%
% of all assessments that were assess and review	110	609	18.1%	36.0%	31.0%	28.6%
% of case starts with a reported IOTN of 3 and Aesthetic Component of 5 or below	0	487	N/A	0.1%	0.1%	0.1%
% of case starts with a reported IOTN of 3 and Aesthetic Component of 6 or above	84	487	17.2%	5.5%	4.1%	4.1%
% of case starts with a reported IOTN of 4	312	487	64.1%	75.2%	76.4%	77.7%
% of case starts with a reported IOTN of 5	91	487	18.7%	18.8%	17.7%	16.8 %
% of concluded courses in receipt of dual-arch fixed appliances	526	562	93.6%	78.5%	69.8%	73.8%
% of concluded courses where treatment was abandoned or discontinued	6	562	1.1%	7.0%	8.3%	7.0%
% of patients satisfied with the treatment they have received	18	18	100.0%	96.3%	96.6%	96.0%

* Figures in italics indicate that the base number is less than 100.

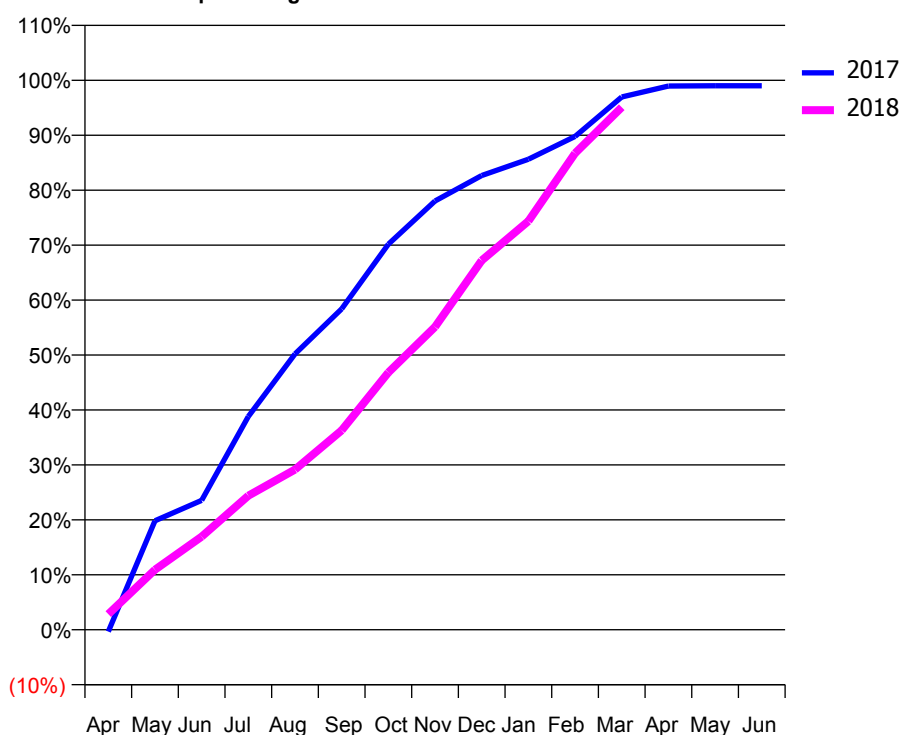
Q56 - Vital Signs Orthodontic At a Glance Contract Report for 866377/0001 - March 2018

Name or company name	MR F SAYME	17/18 Contracted general activity (UDA)	0
Contract type name	PDS Contract	Carry forward general activity (UDA)	0
Purpose of contract	Orthodontic	17/18 Contracted orthodontic activity (UOA)	8,057
Contract start date	04/05/2010	Carry forward orthodontic activity (UOA)	82
Contract end date	31/03/2019	Baseline contract value	£502,388.03

ACCESS	Contract	England and Wales
24 month ratio of assessments to patient IDs	1.03	1.04

ACTIVITY	Contract
Contract assess and fit appliances (case starts) as a percentage of Area Team case starts	4.0 %

Cumulative percentage of contracted UOA delivered 2017 & 2018



Month	Adjusted Scheduled Activity (UOA)		
	2016	2017	2018
April	376	-29	229
May	2,164	1,598	881
June	2,784	1,897	1,365
July	3,610	3,127	1,966
August	4,421	4,044	2,349
September	5,228	4,705	2,925
October	6,008	5,654	3,772
November	6,449	6,287	4,441
December	6,922	6,660	5,415
January	6,991	6,898	5,992
February	7,080	7,232	6,987
March	7,919	7,812	7,662
April	7,964	7,971	
May	8,007	7,975	
June	8,028	7,975	

QUALITY (rolling 12 month period)

	Contract Quantity	Contract Base Number	Contract *	Area Team	Region	England
% of all assessments that were assess and fit appliances (case starts)	370	652	56.7%	50.3%	57.8%	60.1%
% of all assessments that were assess and refuse	146	652	22.4%	13.6%	11.2%	11.3%
% of all assessments that were assess and review	136	652	20.9%	36.0%	31.0%	28.6%
% of case starts with a reported IOTN of 3 and Aesthetic Component of 5 or below	0	370	N/A	0.1%	0.1%	0.1%
% of case starts with a reported IOTN of 3 and Aesthetic Component of 6 or above	5	370	1.4%	5.5%	4.1%	4.1%
% of case starts with a reported IOTN of 4	310	370	83.8%	75.2%	76.4%	77.7%
% of case starts with a reported IOTN of 5	55	370	14.9%	18.8%	17.7%	16.8 %
% of concluded courses in receipt of dual-arch fixed appliances	244	288	84.7%	78.5%	69.8%	73.8%
% of concluded courses where treatment was abandoned or discontinued	21	288	7.3%	7.0%	8.3%	7.0%
% of patients satisfied with the treatment they have received	8	8	100.0%	96.3%	96.6%	96.0%

* Figures in italics indicate that the base number is less than 100.

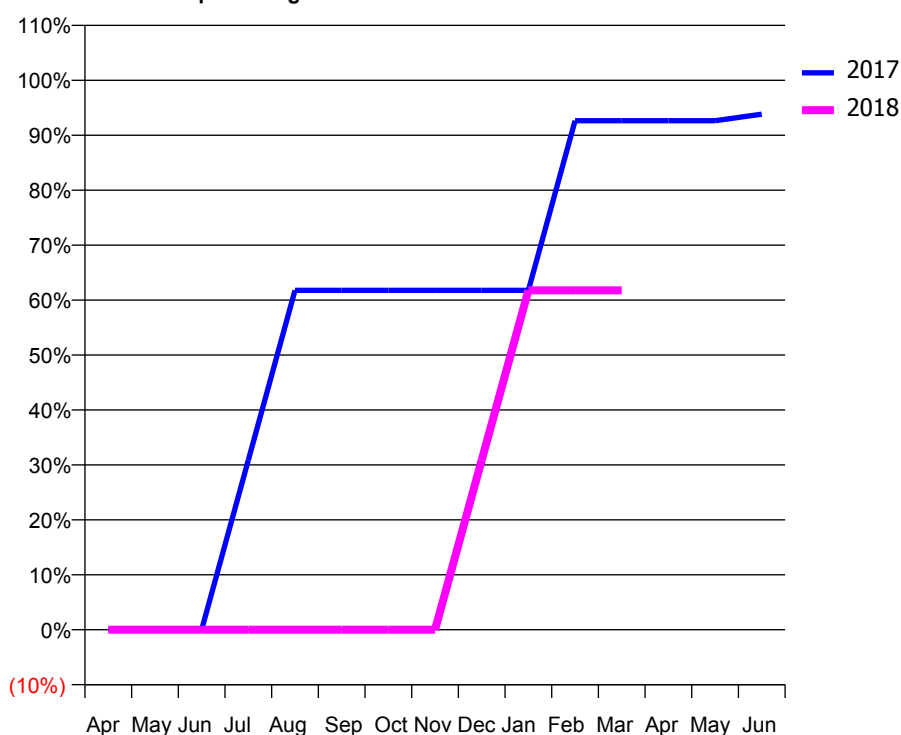
Q56 - Vital Signs Orthodontic At a Glance Contract Report for 905941/0001 - March 2018

Name or company name	MR JQ PEIRSON	17/18 Contracted general activity (UDA)	10,641
Contract type name	GDS Contract	Carry forward general activity (UDA)	41
Purpose of contract	General and Orthodontic	17/18 Contracted orthodontic activity (UOA)	68
Contract start date	01/04/2006	Carry forward orthodontic activity (UOA)	0
Contract end date		Baseline contract value	£318,440.29

ACCESS	Contract	England and Wales
24 month ratio of assessments to patient IDs	1.00	1.04

ACTIVITY	Contract
Contract assess and fit appliances (case starts) as a percentage of Area Team case starts	0.0 %

Cumulative percentage of contracted UOA delivered 2017 & 2018



Month	Adjusted Scheduled Activity (UOA)		
	2016	2017	2018
April	-13	0	0
May	-13	0	0
June	-13	0	0
July	29	21	0
August	29	42	0
September	33	42	0
October	33	42	0
November	33	42	0
December	54	42	21
January	54	42	42
February	54	63	42
March	54	63	42
April	54	63	
May	54	63	
June	54	64	

QUALITY (rolling 12 month period)	Contract Quantity	Contract Base Number	Contract *	Area Team	Region	England
% of all assessments that were assess and fit appliances (case starts)	2	2	100.0%	50.3%	57.8%	60.1%
% of all assessments that were assess and refuse	0	2	0.0%	13.6%	11.2%	11.3%
% of all assessments that were assess and review	0	2	0.0%	36.0%	31.0%	28.6%
% of case starts with a reported IOTN of 3 and Aesthetic Component of 5 or below	0	2	N/A	0.1%	0.1%	0.1%
% of case starts with a reported IOTN of 3 and Aesthetic Component of 6 or above	0	2	N/A	5.5%	4.1%	4.1%
% of case starts with a reported IOTN of 4	2	2	100.0%	75.2%	76.4%	77.7%
% of case starts with a reported IOTN of 5	0	2	N/A	18.8%	17.7%	16.8 %
% of concluded courses in receipt of dual-arch fixed appliances	0	0	N/A	78.5%	69.8%	73.8%
% of concluded courses where treatment was abandoned or discontinued	0	0	N/A	7.0%	8.3%	7.0%
% of patients satisfied with the treatment they have received	0	0	N/A	96.3%	96.6%	96.0%

* Figures in italics indicate that the base number is less than 100.

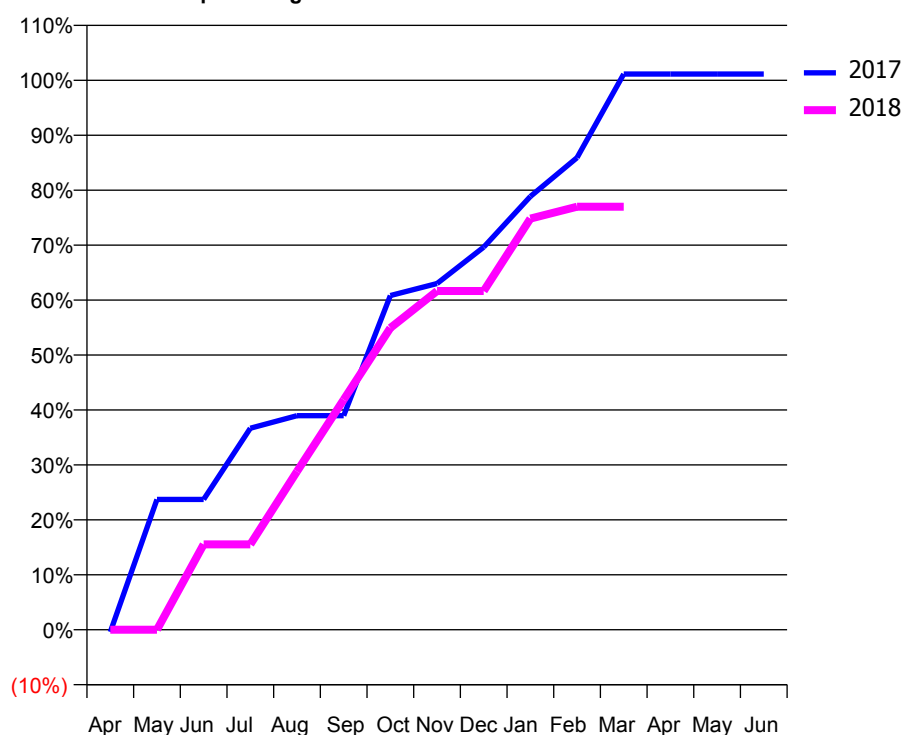
Q56 - Vital Signs Orthodontic At a Glance Contract Report for 919470/0001 - March 2018

Name or company name	MR SC WARDLE	17/18 Contracted general activity (UDA)	0
Contract type name	PDS Contract	Carry forward general activity (UDA)	0
Purpose of contract	Orthodontic	17/18 Contracted orthodontic activity (UOA)	965
Contract start date	01/04/2011	Carry forward orthodontic activity (UOA)	0
Contract end date	31/03/2019	Baseline contract value	£61,207.49

ACCESS	Contract	England and Wales
24 month ratio of assessments to patient IDs	1.00	1.04

ACTIVITY	Contract
Contract assess and fit appliances (case starts) as a percentage of Area Team case starts	0.4 %

Cumulative percentage of contracted UOA delivered 2017 & 2018



Month	Adjusted Scheduled Activity (UOA)		
	2016	2017	2018
April	2	-4	0
May	2	229	0
June	2	229	150
July	2	354	150
August	2	376	278
September	2	376	404
October	108	587	530
November	129	608	595
December	129	672	595
January	831	761	722
February	852	829	743
March	960	976	743
April	960	976	
May	961	976	
June	961	976	

QUALITY (rolling 12 month period)

	Contract Quantity	Contract Base Number	Contract *	Area Team	Region	England
% of all assessments that were assess and fit appliances (case starts)	35	43	81.4%	50.3%	57.8%	60.1%
% of all assessments that were assess and refuse	5	43	11.6%	13.6%	11.2%	11.3%
% of all assessments that were assess and review	3	43	7.0%	36.0%	31.0%	28.6%
% of case starts with a reported IOTN of 3 and Aesthetic Component of 5 or below	0	35	N/A	0.1%	0.1%	0.1%
% of case starts with a reported IOTN of 3 and Aesthetic Component of 6 or above	4	35	11.4%	5.5%	4.1%	4.1%
% of case starts with a reported IOTN of 4	25	35	71.4%	75.2%	76.4%	77.7%
% of case starts with a reported IOTN of 5	5	35	14.3%	18.8%	17.7%	16.8 %
% of concluded courses in receipt of dual-arch fixed appliances	22	30	73.3%	78.5%	69.8%	73.8%
% of concluded courses where treatment was abandoned or discontinued	2	30	6.7%	7.0%	8.3%	7.0%
% of patients satisfied with the treatment they have received	3	3	100.0%	96.3%	96.6%	96.0%

* Figures in italics indicate that the base number is less than 100.

Q57 - Vital Signs Orthodontic At a Glance Contract Report for 101370/0036 - March 2018

Name or company name	Petrie Tucker and Partners Ltd	17/18 Contracted general activity (UDA)	56,815
Contract type name	GDS Contract	Carry forward general activity (UDA)	0
Purpose of contract	General	17/18 Contracted orthodontic activity (UOA)	0
Contract start date	01/04/2006	Carry forward orthodontic activity (UOA)	0
Contract end date		Baseline contract value	£1,374,424.81

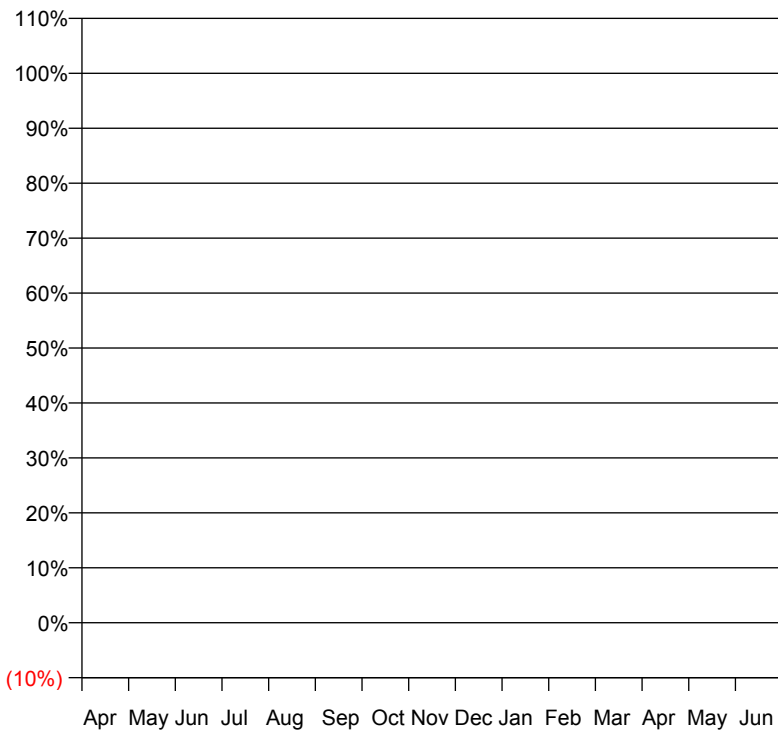
ACCESS

	Contract	England and Wales
24 month ratio of assessments to patient IDs	1.00	1.04

ACTIVITY

	Contract
Contract assess and fit appliances (case starts) as a percentage of Area Team case starts	0.0 %

Cumulative percentage of contracted UOA delivered 2017 & 2018



— 2017
— 2018

Month	Adjusted Scheduled Activity (UOA)		
	2016	2017	2018
April	0	0	0
May	0	0	0
June	0	0	0
July	0	0	1
August	0	0	1
September	0	0	1
October	0	0	1
November	0	0	1
December	0	0	1
January	0	0	1
February	0	0	1
March	0	0	1
April	0	0	
May	0	0	
June	0	0	

QUALITY (rolling 12 month period)

	Contract Quantity	Contract Base Number	Contract *	Area Team	Region	England
% of all assessments that were assess and fit appliances (case starts)	0	1	0.0%	61.0%	57.8%	60.1%
% of all assessments that were assess and refuse	0	1	0.0%	14.3%	11.2%	11.3%
% of all assessments that were assess and review	1	1	100.0%	24.7%	31.0%	28.6%
% of case starts with a reported IOTN of 3 and Aesthetic Component of 5 or below	0	0	N/A	0.1%	0.1%	0.1%
% of case starts with a reported IOTN of 3 and Aesthetic Component of 6 or above	0	0	N/A	4.3%	4.1%	4.1%
% of case starts with a reported IOTN of 4	0	0	N/A	78.1%	76.4%	77.7%
% of case starts with a reported IOTN of 5	0	0	N/A	15.5%	17.7%	16.8 %
% of concluded courses in receipt of dual-arch fixed appliances	0	0	N/A	63.5%	69.8%	73.8%
% of concluded courses where treatment was abandoned or discontinued	0	0	N/A	8.4%	8.3%	7.0%
% of patients satisfied with the treatment they have received	0	0	N/A	95.3%	96.6%	96.0%

* Figures in italics indicate that the base number is less than 100.

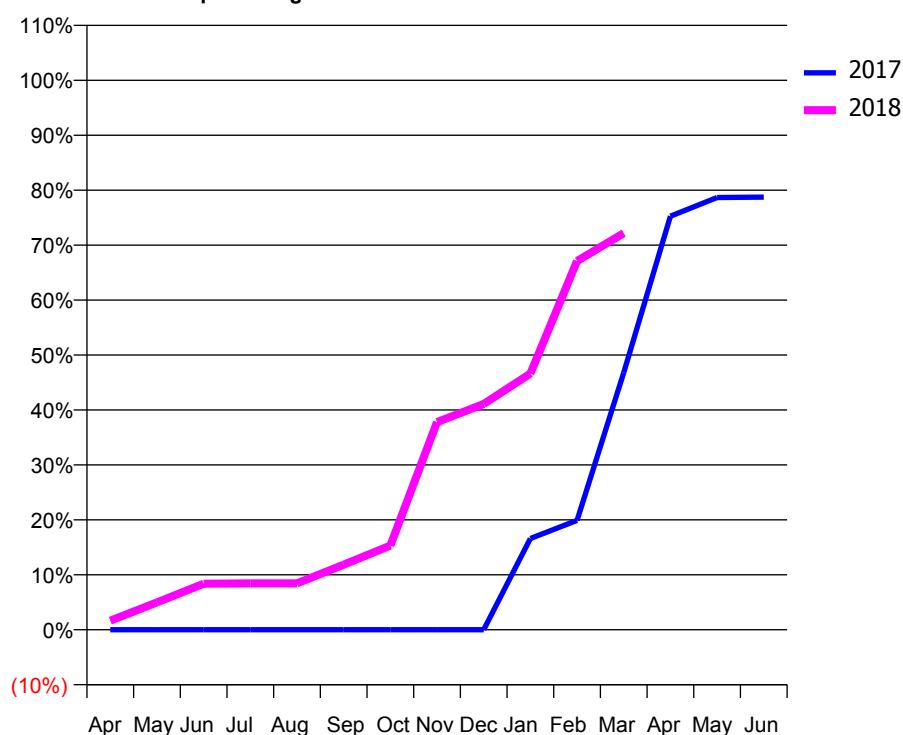
Q57 - Vital Signs Orthodontic At a Glance Contract Report for 101370/0098 - March 2018

Name or company name	Du Toit and BurgerPartnership Ltd (Harwich)	17/18 Contracted general activity (UDA)	19,884
Contract type name	GDS Contract	Carry forward general activity (UDA)	0
Purpose of contract	General and Orthodontic	17/18 Contracted orthodontic activity (UOA)	1,265
Contract start date	01/04/2007	Carry forward orthodontic activity (UOA)	0
Contract end date		Baseline contract value	£666,310.67

ACCESS	Contract	England and Wales
24 month ratio of assessments to patient IDs	1.02	1.04

ACTIVITY	Contract
Contract assess and fit appliances (case starts) as a percentage of Area Team case starts	0.9 %

Cumulative percentage of contracted UOA delivered 2017 & 2018



Month	Adjusted Scheduled Activity (UOA)		
	2016	2017	2018
April	111	0	21
May	157	0	63
June	158	0	106
July	158	0	107
August	158	0	107
September	158	0	150
October	158	0	194
November	158	0	478
December	158	0	520
January	179	210	590
February	474	252	849
March	685	592	913
April	702	952	
May	702	995	
June	723	996	

QUALITY (rolling 12 month period)

	Contract Quantity	Contract Base Number	Contract *	Area Team	Region	England
% of all assessments that were assess and fit appliances (case starts)	66	104	63.5%	61.0%	57.8%	60.1%
% of all assessments that were assess and refuse	19	104	18.3%	14.3%	11.2%	11.3%
% of all assessments that were assess and review	19	104	18.3%	24.7%	31.0%	28.6%
% of case starts with a reported IOTN of 3 and Aesthetic Component of 5 or below	0	66	<i>N/A</i>	0.1%	0.1%	0.1%
% of case starts with a reported IOTN of 3 and Aesthetic Component of 6 or above	16	66	24.2%	4.3%	4.1%	4.1%
% of case starts with a reported IOTN of 4	41	66	62.1%	78.1%	76.4%	77.7%
% of case starts with a reported IOTN of 5	9	66	13.6%	15.5%	17.7%	16.8 %
% of concluded courses in receipt of dual-arch fixed appliances	0	4	<i>N/A</i>	63.5%	69.8%	73.8%
% of concluded courses where treatment was abandoned or discontinued	2	4	50.0%	8.4%	8.3%	7.0%
% of patients satisfied with the treatment they have received	1	1	100.0%	95.3%	96.6%	96.0%

* Figures in italics indicate that the base number is less than 100.

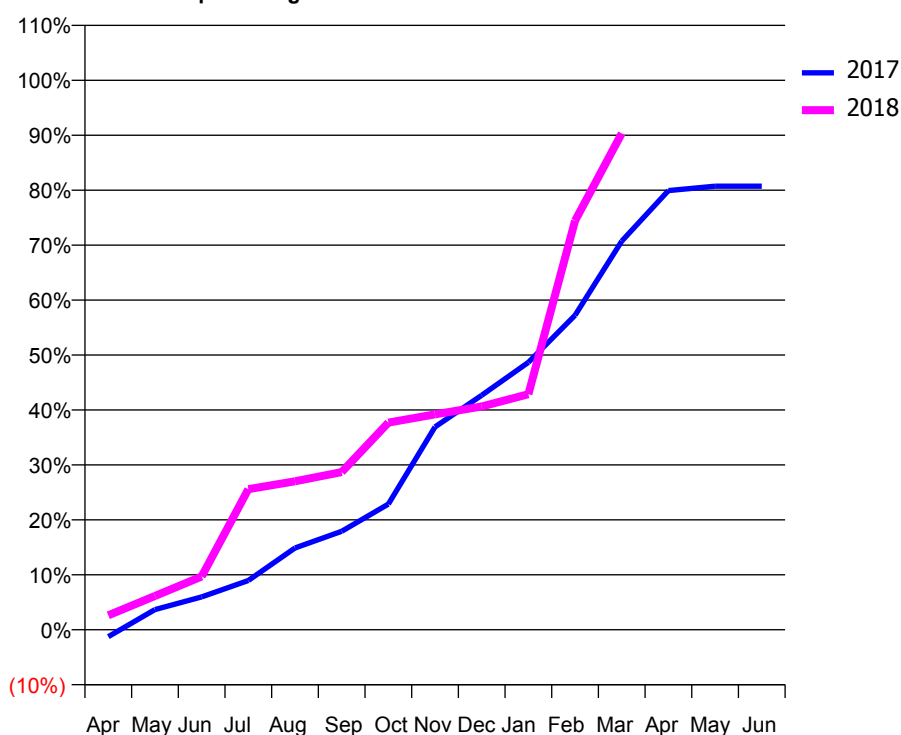
Q57 - Vital Signs Orthodontic At a Glance Contract Report for 101370/0114 - March 2018

Name or company name	Petrie Tucker and Partners Ltd	17/18 Contracted general activity (UDA)	0
Contract type name	GDS Contract	Carry forward general activity (UDA)	0
Purpose of contract	Orthodontic	17/18 Contracted orthodontic activity (UOA)	4,454
Contract start date	01/04/2008	Carry forward orthodontic activity (UOA)	-117
Contract end date	31/03/2018	Baseline contract value	£275,408.36

ACCESS	Contract	England and Wales
24 month ratio of assessments to patient IDs	1.02	1.04

ACTIVITY	Contract
Contract assess and fit appliances (case starts) as a percentage of Area Team case starts	2.9 %

Cumulative percentage of contracted UOA delivered 2017 & 2018



Month	Adjusted Scheduled Activity (UOA)		
	2016	2017	2018
April	127	-68	117
May	479	197	274
June	732	321	432
July	1,120	482	1,140
August	1,438	800	1,203
September	1,849	963	1,278
October	2,347	1,229	1,679
November	2,583	1,984	1,746
December	3,089	2,292	1,810
January	3,329	2,615	1,909
February	3,417	3,074	3,315
March	3,418	3,799	4,023
April	4,618	4,294	
May	4,618	4,337	
June	4,850	4,337	

QUALITY (rolling 12 month period)

	Contract Quantity	Contract Base Number	Contract *	Area Team	Region	England
% of all assessments that were assess and fit appliances (case starts)	209	372	56.2%	61.0%	57.8%	60.1%
% of all assessments that were assess and refuse	60	372	16.1%	14.3%	11.2%	11.3%
% of all assessments that were assess and review	103	372	27.7%	24.7%	31.0%	28.6%
% of case starts with a reported IOTN of 3 and Aesthetic Component of 5 or below	0	209	N/A	0.1%	0.1%	0.1%
% of case starts with a reported IOTN of 3 and Aesthetic Component of 6 or above	27	209	12.9%	4.3%	4.1%	4.1%
% of case starts with a reported IOTN of 4	136	209	65.1%	78.1%	76.4%	77.7%
% of case starts with a reported IOTN of 5	44	209	21.1%	15.5%	17.7%	16.8 %
% of concluded courses in receipt of dual-arch fixed appliances	25	38	65.8%	63.5%	69.8%	73.8%
% of concluded courses where treatment was abandoned or discontinued	3	38	7.9%	8.4%	8.3%	7.0%
% of patients satisfied with the treatment they have received	3	3	100.0%	95.3%	96.6%	96.0%

* Figures in italics indicate that the base number is less than 100.

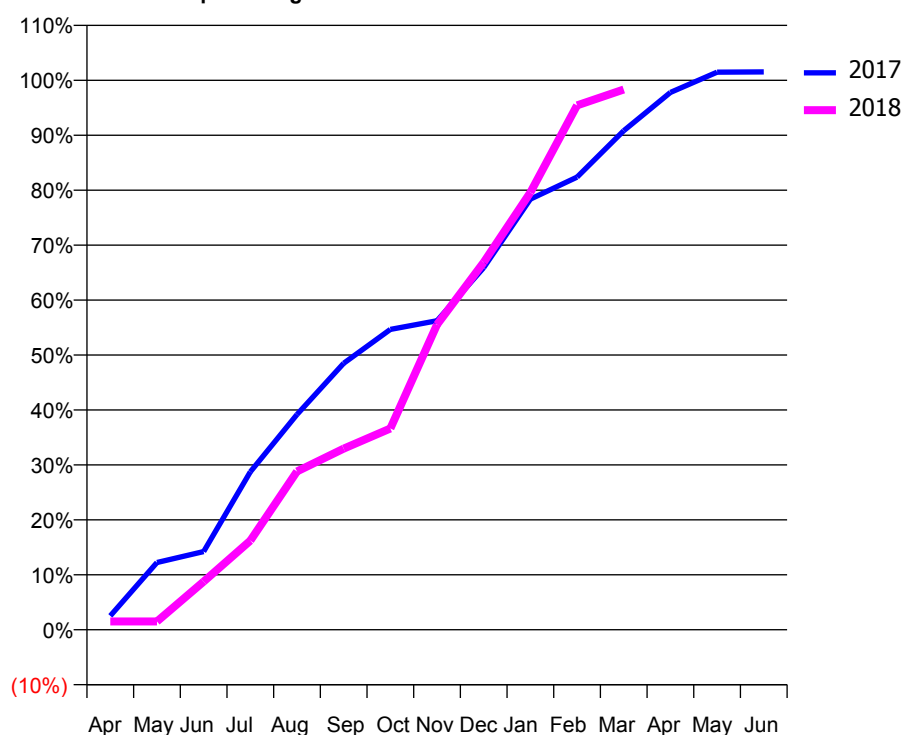
Q57 - Vital Signs Orthodontic At a Glance Contract Report for 101559/0001 - March 2018

Name or company name	R Patel & Associates	17/18 Contracted general activity (UDA)	0
Contract type name	PDS Contract	Carry forward general activity (UDA)	0
Purpose of contract	Orthodontic	17/18 Contracted orthodontic activity (UOA)	4,200
Contract start date	01/10/2011	Carry forward orthodontic activity (UOA)	-64
Contract end date	31/03/2019	Baseline contract value	£259,844.22

ACCESS	Contract	England and Wales
24 month ratio of assessments to patient IDs	1.01	1.04

ACTIVITY	Contract
Contract assess and fit appliances (case starts) as a percentage of Area Team case starts	2.9 %

Cumulative percentage of contracted UOA delivered 2017 & 2018



Month	Adjusted Scheduled Activity (UOA)		
	2016	2017	2018
April	-21	107	64
May	-21	514	64
June	110	598	368
July	680	1,207	681
August	1,471	1,646	1,210
September	1,860	2,037	1,385
October	2,178	2,296	1,538
November	2,683	2,362	2,332
December	3,005	2,768	2,808
January	3,026	3,292	3,343
February	3,397	3,460	4,008
March	4,058	3,814	4,129
April	4,262	4,107	
May	4,311	4,262	
June	4,333	4,264	

QUALITY (rolling 12 month period)	Contract Quantity	Contract Base Number	Contract *	Area Team	Region	England
% of all assessments that were assess and fit appliances (case starts)	211	374	56.4%	61.0%	57.8%	60.1%
% of all assessments that were assess and refuse	49	374	13.1%	14.3%	11.2%	11.3%
% of all assessments that were assess and review	114	374	30.5%	24.7%	31.0%	28.6%
% of case starts with a reported IOTN of 3 and Aesthetic Component of 5 or below	2	211	0.9%	0.1%	0.1%	0.1%
% of case starts with a reported IOTN of 3 and Aesthetic Component of 6 or above	2	211	0.9%	4.3%	4.1%	4.1%
% of case starts with a reported IOTN of 4	123	211	58.3%	78.1%	76.4%	77.7%
% of case starts with a reported IOTN of 5	31	211	14.7%	15.5%	17.7%	16.8 %
% of concluded courses in receipt of dual-arch fixed appliances	0	190	N/A	63.5%	69.8%	73.8%
% of concluded courses where treatment was abandoned or discontinued	14	190	7.4%	8.4%	8.3%	7.0%
% of patients satisfied with the treatment they have received	7	7	100.0%	95.3%	96.6%	96.0%

* Figures in italics indicate that the base number is less than 100.

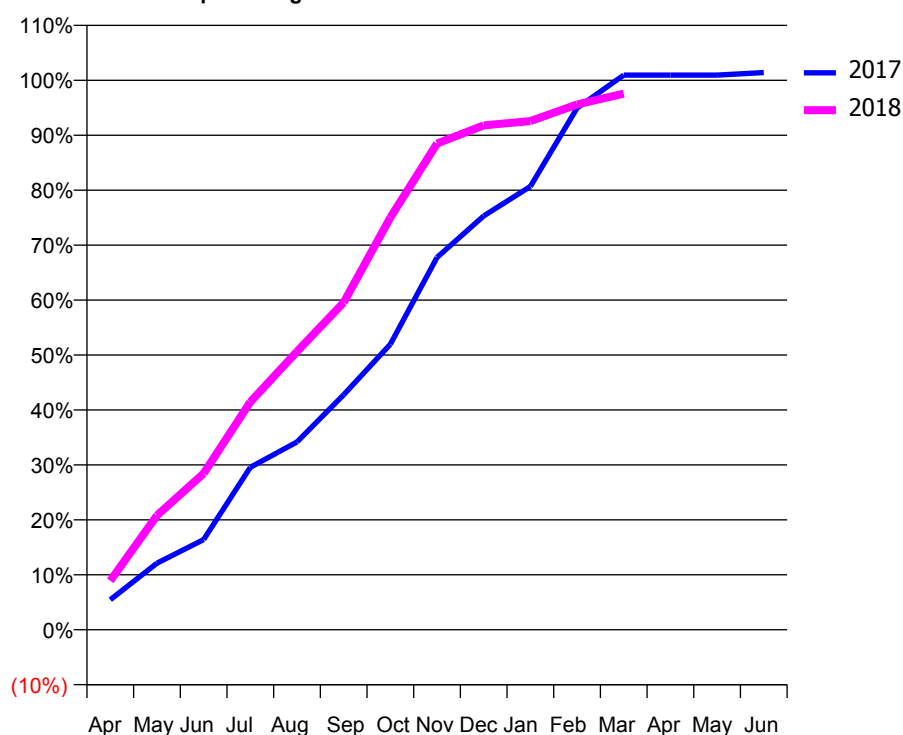
Q57 - Vital Signs Orthodontic At a Glance Contract Report for 115347/0001 - March 2018

Name or company name	Mr H.S. Kehlar and Mr S. Kumar	17/18 Contracted general activity (UDA)	0
Contract type name	PDS Contract	Carry forward general activity (UDA)	0
Purpose of contract	Orthodontic	17/18 Contracted orthodontic activity (UOA)	6,425
Contract start date	01/04/2013	Carry forward orthodontic activity (UOA)	-90
Contract end date	31/03/2019	Baseline contract value	£376,357.94

ACCESS	Contract	England and Wales
24 month ratio of assessments to patient IDs	1.01	1.04

ACTIVITY	Contract
Contract assess and fit appliances (case starts) as a percentage of Area Team case starts	4.1 %

Cumulative percentage of contracted UOA delivered 2017 & 2018



Month	Adjusted Scheduled Activity (UOA)		
	2016	2017	2018
April	84	350	573
May	259	776	1,337
June	543	1,052	1,828
July	954	1,894	2,664
August	1,453	2,189	3,253
September	2,093	2,739	3,827
October	2,856	3,328	4,820
November	3,331	4,340	5,686
December	3,669	4,823	5,897
January	3,803	5,167	5,948
February	4,889	6,081	6,142
March	6,334	6,464	6,269
April	6,489	6,464	
May	6,491	6,464	
June	6,493	6,494	

QUALITY (rolling 12 month period)

	Contract Quantity	Contract Base Number	Contract *	Area Team	Region	England
% of all assessments that were assess and fit appliances (case starts)	293	366	80.1%	61.0%	57.8%	60.1%
% of all assessments that were assess and refuse	21	366	5.7%	14.3%	11.2%	11.3%
% of all assessments that were assess and review	52	366	14.2%	24.7%	31.0%	28.6%
% of case starts with a reported IOTN of 3 and Aesthetic Component of 5 or below	0	293	N/A	0.1%	0.1%	0.1%
% of case starts with a reported IOTN of 3 and Aesthetic Component of 6 or above	23	293	7.8%	4.3%	4.1%	4.1%
% of case starts with a reported IOTN of 4	208	293	71.0%	78.1%	76.4%	77.7%
% of case starts with a reported IOTN of 5	62	293	21.2%	15.5%	17.7%	16.8 %
% of concluded courses in receipt of dual-arch fixed appliances	245	258	95.0%	63.5%	69.8%	73.8%
% of concluded courses where treatment was abandoned or discontinued	1	258	0.4%	8.4%	8.3%	7.0%
% of patients satisfied with the treatment they have received	6	6	100.0%	95.3%	96.6%	96.0%

* Figures in italics indicate that the base number is less than 100.

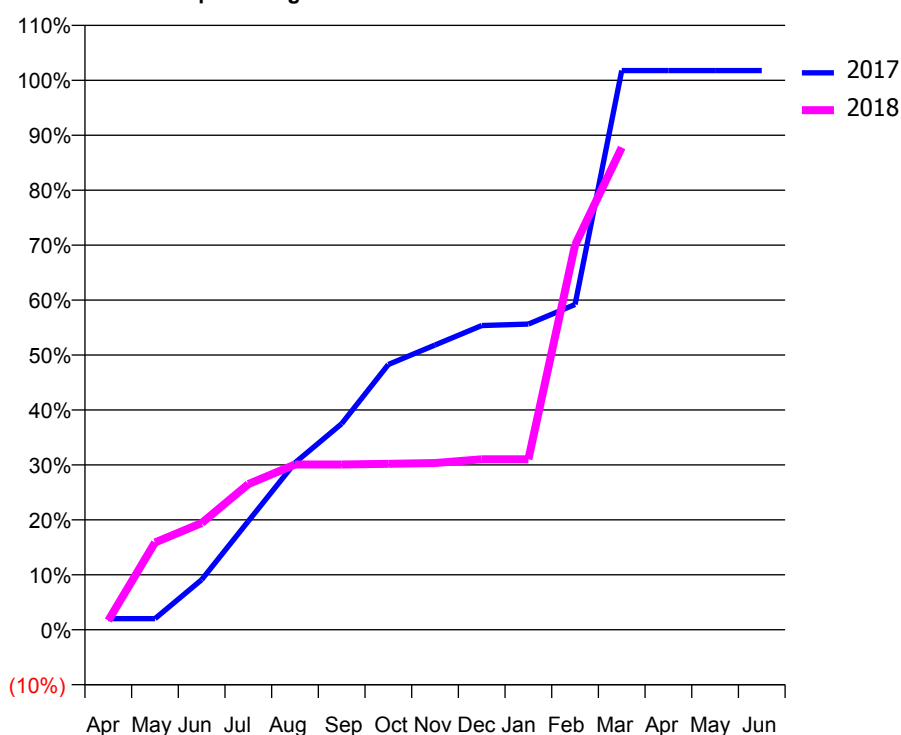
Q57 - Vital Signs Orthodontic At a Glance Contract Report for 119261/0001 - March 2018

Name or company name	Tiptree Dental Surgery	17/18 Contracted general activity (UDA)	17,496
Contract type name	GDS Contract	Carry forward general activity (UDA)	279
Purpose of contract	General and Orthodontic	17/18 Contracted orthodontic activity (UOA)	592
Contract start date	01/05/2014	Carry forward orthodontic activity (UOA)	-10
Contract end date		Baseline contract value	£808,813.12

ACCESS	Contract	England and Wales
24 month ratio of assessments to patient IDs	1.00	1.04

ACTIVITY	Contract
Contract assess and fit appliances (case starts) as a percentage of Area Team case starts	0.3 %

Cumulative percentage of contracted UOA delivered 2017 & 2018



Month	Adjusted Scheduled Activity (UOA)		
	2016	2017	2018
April	0	12	10
May	0	12	94
June	65	54	115
July	129	117	157
August	130	180	178
September	321	222	178
October	342	286	179
November	386	307	180
December	407	328	184
January	408	329	184
February	556	350	415
March	598	602	520
April	620	602	
May	620	602	
June	620	602	

QUALITY (rolling 12 month period)

	Contract Quantity	Contract Base Number	Contract *	Area Team	Region	England
% of all assessments that were assess and fit appliances (case starts)	25	25	100.0%	61.0%	57.8%	60.1%
% of all assessments that were assess and refuse	0	25	0.0%	14.3%	11.2%	11.3%
% of all assessments that were assess and review	0	25	0.0%	24.7%	31.0%	28.6%
% of case starts with a reported IOTN of 3 and Aesthetic Component of 5 or below	0	25	N/A	0.1%	0.1%	0.1%
% of case starts with a reported IOTN of 3 and Aesthetic Component of 6 or above	0	25	N/A	4.3%	4.1%	4.1%
% of case starts with a reported IOTN of 4	23	25	92.0%	78.1%	76.4%	77.7%
% of case starts with a reported IOTN of 5	2	25	8.0%	15.5%	17.7%	16.8 %
% of concluded courses in receipt of dual-arch fixed appliances	0	12	N/A	63.5%	69.8%	73.8%
% of concluded courses where treatment was abandoned or discontinued	0	12	0.0%	8.4%	8.3%	7.0%
% of patients satisfied with the treatment they have received	0	0	N/A	95.3%	96.6%	96.0%

* Figures in italics indicate that the base number is less than 100.

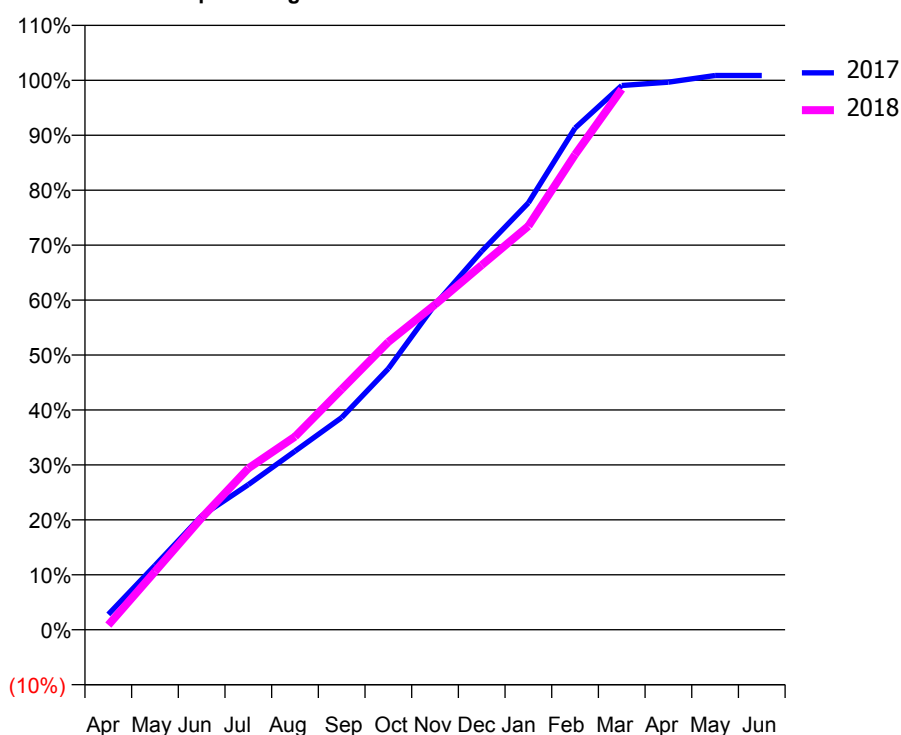
Q57 - Vital Signs Orthodontic At a Glance Contract Report for 130788/0001 - March 2018

Name or company name	Byles & Sebastian Orthodontic Practice	17/18 Contracted general activity (UDA)	0
Contract type name	PDS Contract	Carry forward general activity (UDA)	0
Purpose of contract	Orthodontic	17/18 Contracted orthodontic activity (UOA)	20,792
Contract start date	01/08/2015	Carry forward orthodontic activity (UOA)	-178
Contract end date	31/03/2019	Baseline contract value	£1,195,062.85

ACCESS	Contract	England and Wales
24 month ratio of assessments to patient IDs	1.00	1.04

ACTIVITY	Contract
Contract assess and fit appliances (case starts) as a percentage of Area Team case starts	13.6 %

Cumulative percentage of contracted UOA delivered 2017 & 2018



Month	Adjusted Scheduled Activity (UOA)		
	2016	2017	2018
April	0	584	178
May	0	2,436	2,200
June	0	4,310	4,238
July	0	5,490	6,107
August	0	6,759	7,310
September	49	8,031	9,099
October	3,008	9,883	10,889
November	5,632	12,302	12,304
December	8,111	14,322	13,795
January	8,384	16,154	15,277
February	11,963	18,982	17,979
March	12,938	20,596	20,451
April	14,232	20,718	
May	14,253	20,970	
June	14,253	20,970	

QUALITY (rolling 12 month period)

	Contract Quantity	Contract Base Number	Contract *	Area Team	Region	England
% of all assessments that were assess and fit appliances (case starts)	979	1,235	79.3%	61.0%	57.8%	60.1%
% of all assessments that were assess and refuse	47	1,235	3.8%	14.3%	11.2%	11.3%
% of all assessments that were assess and review	209	1,235	16.9%	24.7%	31.0%	28.6%
% of case starts with a reported IOTN of 3 and Aesthetic Component of 5 or below	0	979	N/A	0.1%	0.1%	0.1%
% of case starts with a reported IOTN of 3 and Aesthetic Component of 6 or above	8	979	0.8%	4.3%	4.1%	4.1%
% of case starts with a reported IOTN of 4	836	979	85.4%	78.1%	76.4%	77.7%
% of case starts with a reported IOTN of 5	123	979	12.6%	15.5%	17.7%	16.8 %
% of concluded courses in receipt of dual-arch fixed appliances	487	585	83.2%	63.5%	69.8%	73.8%
% of concluded courses where treatment was abandoned or discontinued	63	585	10.8%	8.4%	8.3%	7.0%
% of patients satisfied with the treatment they have received	20	20	100.0%	95.3%	96.6%	96.0%

* Figures in italics indicate that the base number is less than 100.

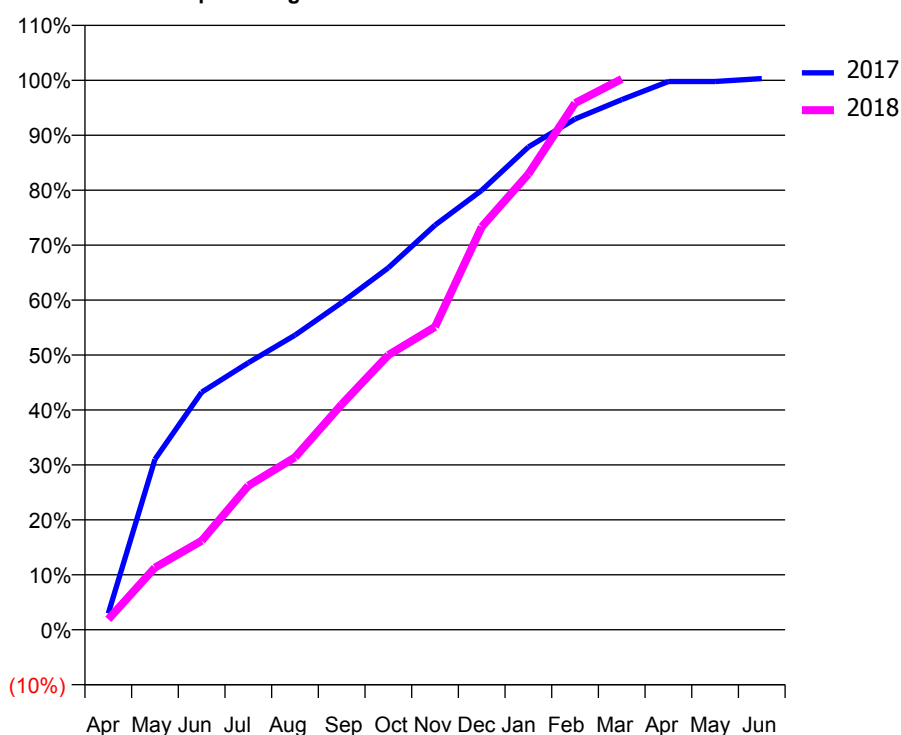
Q57 - Vital Signs Orthodontic At a Glance Contract Report for 131903/0002 - March 2018

Name or company name	Penhaligon Witham Partnership	17/18 Contracted general activity (UDA)	0
Contract type name	PDS Contract	Carry forward general activity (UDA)	0
Purpose of contract	Orthodontic	17/18 Contracted orthodontic activity (UOA)	4,253
Contract start date	01/12/2015	Carry forward orthodontic activity (UOA)	-13
Contract end date	31/03/2019	Baseline contract value	£263,132.46

ACCESS	Contract	England and Wales
24 month ratio of assessments to patient IDs	1.11	1.04

ACTIVITY	Contract
Contract assess and fit appliances (case starts) as a percentage of Area Team case starts	2.6 %

Cumulative percentage of contracted UOA delivered 2017 & 2018



Month	Adjusted Scheduled Activity (UOA)		
	2016	2017	2018
April	0	126	81
May	0	1,320	481
June	0	1,839	689
July	0	2,067	1,115
August	0	2,280	1,335
September	0	2,532	1,745
October	0	2,802	2,127
November	0	3,132	2,344
December	107	3,401	3,118
January	290	3,737	3,527
February	290	3,953	4,076
March	290	4,103	4,263
April	290	4,243	
May	290	4,243	
June	290	4,266	

QUALITY (rolling 12 month period)

	Contract Quantity	Contract Base Number	Contract *	Area Team	Region	England
% of all assessments that were assess and fit appliances (case starts)	189	711	26.6%	61.0%	57.8%	60.1%
% of all assessments that were assess and refuse	227	711	31.9%	14.3%	11.2%	11.3%
% of all assessments that were assess and review	295	711	41.5%	24.7%	31.0%	28.6%
% of case starts with a reported IOTN of 3 and Aesthetic Component of 5 or below	0	189	N/A	0.1%	0.1%	0.1%
% of case starts with a reported IOTN of 3 and Aesthetic Component of 6 or above	9	189	4.8%	4.3%	4.1%	4.1%
% of case starts with a reported IOTN of 4	164	189	86.8%	78.1%	76.4%	77.7%
% of case starts with a reported IOTN of 5	16	189	8.5%	15.5%	17.7%	16.8 %
% of concluded courses in receipt of dual-arch fixed appliances	66	71	93.0%	63.5%	69.8%	73.8%
% of concluded courses where treatment was abandoned or discontinued	3	71	4.2%	8.4%	8.3%	7.0%
% of patients satisfied with the treatment they have received	5	5	100.0%	95.3%	96.6%	96.0%

* Figures in italics indicate that the base number is less than 100.

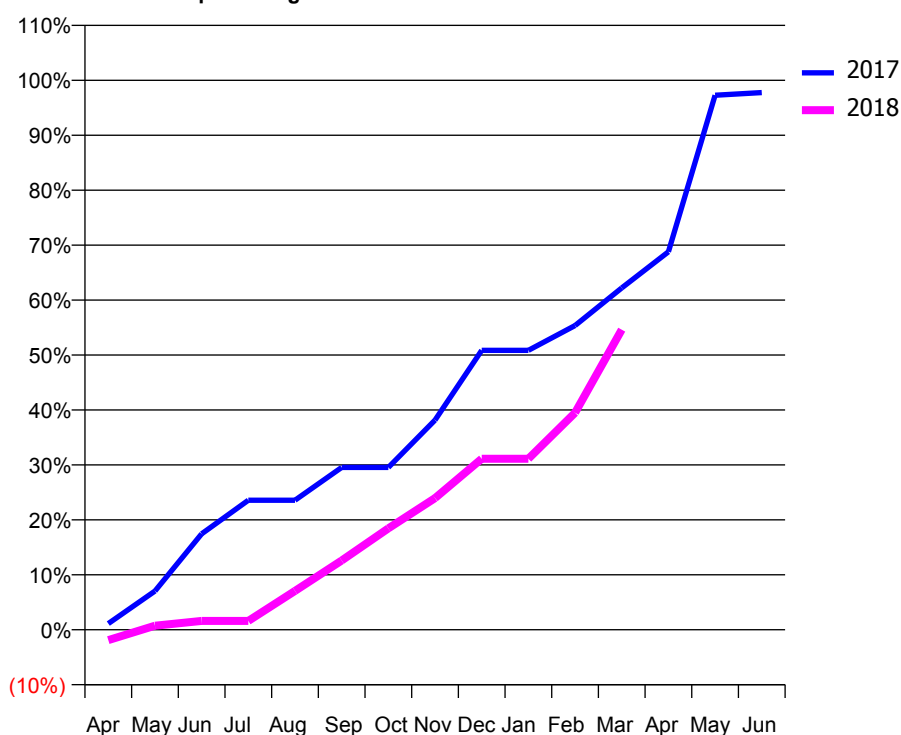
Q57 - Vital Signs Orthodontic At a Glance Contract Report for 145394/0002 - March 2018

Name or company name	Ongar Road Dental Practice	17/18 Contracted general activity (UDA)	0
Contract type name	PDS Contract	Carry forward general activity (UDA)	0
Purpose of contract	Orthodontic	17/18 Contracted orthodontic activity (UOA)	5,028
Contract start date	01/04/2013	Carry forward orthodontic activity (UOA)	96
Contract end date	31/03/2019	Baseline contract value	£248,669.05

ACCESS	Contract	England and Wales
24 month ratio of assessments to patient IDs	1.00	1.04

ACTIVITY	Contract
Contract assess and fit appliances (case starts) as a percentage of Area Team case starts	2.9 %

Cumulative percentage of contracted UOA delivered 2017 & 2018



Month	Adjusted Scheduled Activity (UOA)		
	2016	2017	2018
April	-45	49	-96
May	-38	303	37
June	-38	751	81
July	124	1,014	81
August	463	1,014	356
September	487	1,270	634
October	487	1,270	928
November	791	1,640	1,205
December	1,473	2,186	1,565
January	1,642	2,186	1,565
February	1,642	2,380	1,986
March	1,642	2,674	2,746
April	2,437	2,957	
May	2,500	4,182	
June	2,562	4,203	

QUALITY (rolling 12 month period)

	Contract Quantity	Contract Base Number	Contract *	Area Team	Region	England
% of all assessments that were assess and fit appliances (case starts)	211	244	86.5%	61.0%	57.8%	60.1%
% of all assessments that were assess and refuse	20	244	8.2%	14.3%	11.2%	11.3%
% of all assessments that were assess and review	13	244	5.3%	24.7%	31.0%	28.6%
% of case starts with a reported IOTN of 3 and Aesthetic Component of 5 or below	0	211	N/A	0.1%	0.1%	0.1%
% of case starts with a reported IOTN of 3 and Aesthetic Component of 6 or above	22	211	10.4%	4.3%	4.1%	4.1%
% of case starts with a reported IOTN of 4	143	211	67.8%	78.1%	76.4%	77.7%
% of case starts with a reported IOTN of 5	35	211	16.6%	15.5%	17.7%	16.8 %
% of concluded courses in receipt of dual-arch fixed appliances	167	178	93.8%	63.5%	69.8%	73.8%
% of concluded courses where treatment was abandoned or discontinued	4	178	2.2%	8.4%	8.3%	7.0%
% of patients satisfied with the treatment they have received	6	7	85.7%	95.3%	96.6%	96.0%

* Figures in italics indicate that the base number is less than 100.

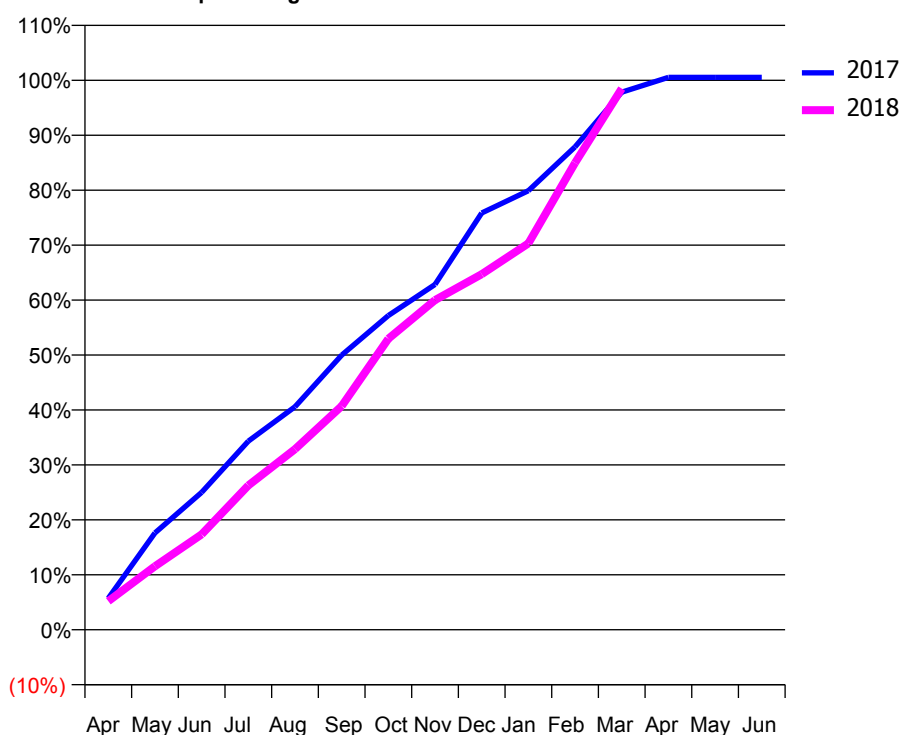
Q57 - Vital Signs Orthodontic At a Glance Contract Report for 148695/0001 - March 2018

Name or company name	Mr C Wallis	17/18 Contracted general activity (UDA)	0
Contract type name	PDS Contract	Carry forward general activity (UDA)	0
Purpose of contract	Orthodontic	17/18 Contracted orthodontic activity (UOA)	12,145
Contract start date	02/06/2013	Carry forward orthodontic activity (UOA)	-63
Contract end date	31/03/2019	Baseline contract value	£789,619.83

ACCESS	Contract	England and Wales
24 month ratio of assessments to patient IDs	1.01	1.04

ACTIVITY	Contract
Contract assess and fit appliances (case starts) as a percentage of Area Team case starts	8.0 %

Cumulative percentage of contracted UOA delivered 2017 & 2018



Month	Adjusted Scheduled Activity (UOA)		
	2016	2017	2018
April	-269	696	632
May	453	2,141	1,404
June	886	3,036	2,109
July	2,493	4,168	3,189
August	3,878	4,929	3,993
September	4,949	6,071	4,944
October	5,961	6,945	6,431
November	7,344	7,633	7,286
December	8,787	9,213	7,859
January	9,243	9,704	8,539
February	10,271	10,674	10,321
March	10,273	11,883	11,960
April	10,274	12,208	
May	10,658	12,208	
June	10,658	12,208	

QUALITY (rolling 12 month period)

	Contract Quantity	Contract Base Number	Contract *	Area Team	Region	England
% of all assessments that were assess and fit appliances (case starts)	574	760	75.5%	61.0%	57.8%	60.1%
% of all assessments that were assess and refuse	150	760	19.7%	14.3%	11.2%	11.3%
% of all assessments that were assess and review	36	760	4.7%	24.7%	31.0%	28.6%
% of case starts with a reported IOTN of 3 and Aesthetic Component of 5 or below	1	574	0.2%	0.1%	0.1%	0.1%
% of case starts with a reported IOTN of 3 and Aesthetic Component of 6 or above	51	574	8.9%	4.3%	4.1%	4.1%
% of case starts with a reported IOTN of 4	425	574	74.0%	78.1%	76.4%	77.7%
% of case starts with a reported IOTN of 5	92	574	16.0%	15.5%	17.7%	16.8 %
% of concluded courses in receipt of dual-arch fixed appliances	492	536	91.8%	63.5%	69.8%	73.8%
% of concluded courses where treatment was abandoned or discontinued	26	536	4.9%	8.4%	8.3%	7.0%
% of patients satisfied with the treatment they have received	14	14	100.0%	95.3%	96.6%	96.0%

* Figures in italics indicate that the base number is less than 100.

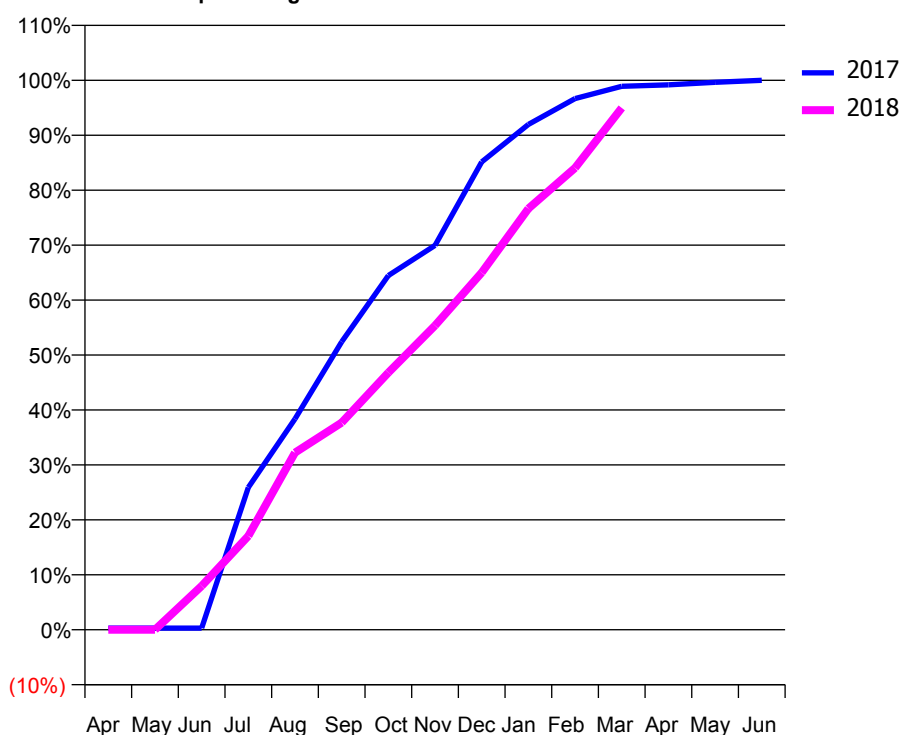
Q57 - Vital Signs Orthodontic At a Glance Contract Report for 153885/0001 - March 2018

Name or company name	Mr M. Kazemi and Dr S Dhillon	17/18 Contracted general activity (UDA)	0
Contract type name	PDS Contract	Carry forward general activity (UDA)	0
Purpose of contract	Orthodontic	17/18 Contracted orthodontic activity (UOA)	10,280
Contract start date	01/04/2013	Carry forward orthodontic activity (UOA)	1
Contract end date	31/03/2019	Baseline contract value	£577,809.84

ACCESS	Contract	England and Wales
24 month ratio of assessments to patient IDs	1.01	1.04

ACTIVITY	Contract
Contract assess and fit appliances (case starts) as a percentage of Area Team case starts	6.5 %

Cumulative percentage of contracted UOA delivered 2017 & 2018



Month	Adjusted Scheduled Activity (UOA)		
	2016	2017	2018
April	95	31	-1
May	95	31	-1
June	1,310	31	819
July	2,401	2,664	1,756
August	3,134	3,945	3,315
September	3,919	5,386	3,876
October	4,638	6,627	4,811
November	5,558	7,191	5,691
December	6,792	8,753	6,683
January	7,459	9,454	7,880
February	9,460	9,937	8,640
March	10,309	10,168	9,763
April	10,310	10,194	
May	10,311	10,241	
June	10,311	10,279	

QUALITY (rolling 12 month period)

	Contract Quantity	Contract Base Number	Contract *	Area Team	Region	England
% of all assessments that were assess and fit appliances (case starts)	470	602	78.1%	61.0%	57.8%	60.1%
% of all assessments that were assess and refuse	79	602	13.1%	14.3%	11.2%	11.3%
% of all assessments that were assess and review	53	602	8.8%	24.7%	31.0%	28.6%
% of case starts with a reported IOTN of 3 and Aesthetic Component of 5 or below	1	470	0.2%	0.1%	0.1%	0.1%
% of case starts with a reported IOTN of 3 and Aesthetic Component of 6 or above	6	470	1.3%	4.3%	4.1%	4.1%
% of case starts with a reported IOTN of 4	378	470	80.4%	78.1%	76.4%	77.7%
% of case starts with a reported IOTN of 5	76	470	16.2%	15.5%	17.7%	16.8 %
% of concluded courses in receipt of dual-arch fixed appliances	314	462	68.0%	63.5%	69.8%	73.8%
% of concluded courses where treatment was abandoned or discontinued	30	462	6.5%	8.4%	8.3%	7.0%
% of patients satisfied with the treatment they have received	18	18	100.0%	95.3%	96.6%	96.0%

* Figures in italics indicate that the base number is less than 100.

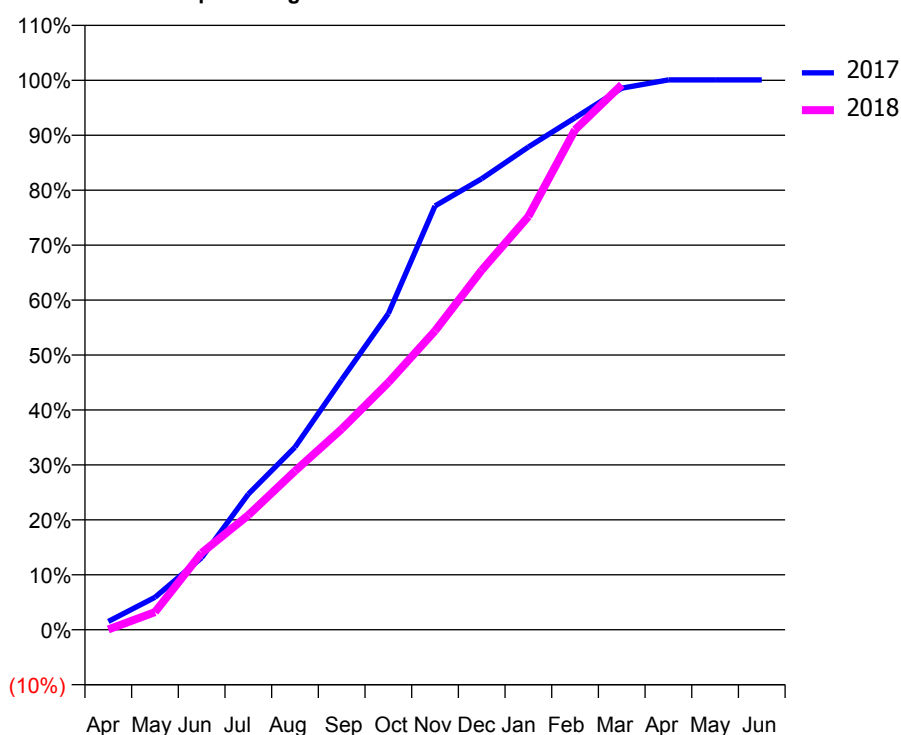
Q57 - Vital Signs Orthodontic At a Glance Contract Report for 186872/0007 - March 2018

Name or company name	ORTHOWORLD 2000 LTD	17/18 Contracted general activity (UDA)	0
Contract type name	PDS Contract	Carry forward general activity (UDA)	0
Purpose of contract	Orthodontic	17/18 Contracted orthodontic activity (UOA)	8,700
Contract start date	01/04/2006	Carry forward orthodontic activity (UOA)	-5
Contract end date	31/03/2019	Baseline contract value	£565,631.47

ACCESS	Contract	England and Wales
24 month ratio of assessments to patient IDs	1.00	1.04

ACTIVITY	Contract
Contract assess and fit appliances (case starts) as a percentage of Area Team case starts	5.7 %

Cumulative percentage of contracted UOA delivered 2017 & 2018



Month	Adjusted Scheduled Activity (UOA)		
	2016	2017	2018
April	235	133	5
May	1,111	514	280
June	2,026	1,141	1,217
July	3,625	2,148	1,814
August	4,732	2,891	2,513
September	5,548	3,960	3,178
October	5,929	5,007	3,915
November	6,137	6,710	4,732
December	6,756	7,141	5,692
January	6,842	7,644	6,544
February	7,200	8,107	7,917
March	8,294	8,575	8,630
April	8,631	8,705	
May	8,694	8,705	
June	8,694	8,705	

QUALITY (rolling 12 month period)

	Contract Quantity	Contract Base Number	Contract *	Area Team	Region	England
% of all assessments that were assess and fit appliances (case starts)	410	729	56.2%	61.0%	57.8%	60.1%
% of all assessments that were assess and refuse	216	729	29.6%	14.3%	11.2%	11.3%
% of all assessments that were assess and review	103	729	14.1%	24.7%	31.0%	28.6%
% of case starts with a reported IOTN of 3 and Aesthetic Component of 5 or below	2	410	0.5%	0.1%	0.1%	0.1%
% of case starts with a reported IOTN of 3 and Aesthetic Component of 6 or above	22	410	5.4%	4.3%	4.1%	4.1%
% of case starts with a reported IOTN of 4	307	410	74.9%	78.1%	76.4%	77.7%
% of case starts with a reported IOTN of 5	79	410	19.3%	15.5%	17.7%	16.8 %
% of concluded courses in receipt of dual-arch fixed appliances	268	342	78.4%	63.5%	69.8%	73.8%
% of concluded courses where treatment was abandoned or discontinued	35	342	10.2%	8.4%	8.3%	7.0%
% of patients satisfied with the treatment they have received	12	13	92.3%	95.3%	96.6%	96.0%

* Figures in italics indicate that the base number is less than 100.

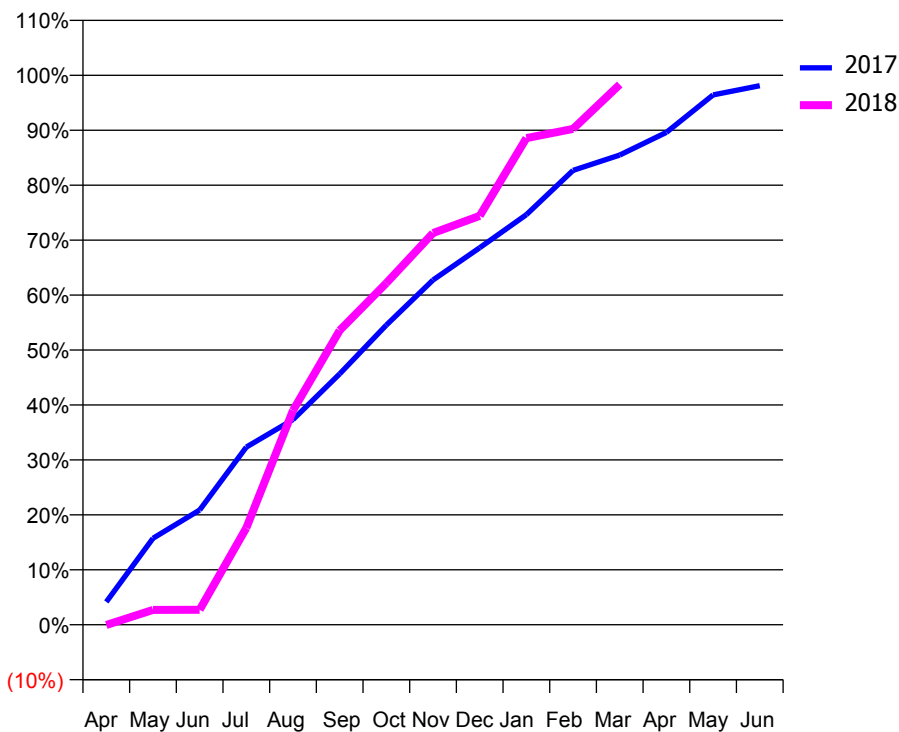
Q57 - Vital Signs Orthodontic At a Glance Contract Report for 186872/0014 - March 2018

Name or company name	ORTHOWORLD 2000 LTD	17/18 Contracted general activity (UDA)	0
Contract type name	PDS Contract	Carry forward general activity (UDA)	0
Purpose of contract	Orthodontic	17/18 Contracted orthodontic activity (UOA)	10,345
Contract start date	01/04/2006	Carry forward orthodontic activity (UOA)	197
Contract end date	31/03/2018	Baseline contract value	£647,665.95

ACCESS	Contract	England and Wales
24 month ratio of assessments to patient IDs	1.00	1.04

ACTIVITY	Contract
Contract assess and fit appliances (case starts) as a percentage of Area Team case starts	8.1 %

Cumulative percentage of contracted UOA delivered 2017 & 2018



Month	Adjusted Scheduled Activity (UOA)		
	2016	2017	2018
April	185	431	-7
May	779	1,628	281
June	1,176	2,161	282
July	2,686	3,344	1,823
August	3,599	3,863	4,036
September	4,665	4,723	5,541
October	5,418	5,643	6,434
November	6,198	6,490	7,374
December	6,927	7,097	7,699
January	7,480	7,720	9,163
February	9,169	8,554	9,334
March	9,920	8,844	10,172
April	10,302	9,270	
May	10,305	9,975	
June	10,335	10,148	

QUALITY (rolling 12 month period)

	Contract Quantity	Contract Base Number	Contract *	Area Team	Region	England
% of all assessments that were assess and fit appliances (case starts)	582	726	80.2%	61.0%	57.8%	60.1%
% of all assessments that were assess and refuse	89	726	12.3%	14.3%	11.2%	11.3%
% of all assessments that were assess and review	55	726	7.6%	24.7%	31.0%	28.6%
% of case starts with a reported IOTN of 3 and Aesthetic Component of 5 or below	1	582	0.2%	0.1%	0.1%	0.1%
% of case starts with a reported IOTN of 3 and Aesthetic Component of 6 or above	4	582	0.7%	4.3%	4.1%	4.1%
% of case starts with a reported IOTN of 4	444	582	76.3%	78.1%	76.4%	77.7%
% of case starts with a reported IOTN of 5	115	582	19.8%	15.5%	17.7%	16.8 %
% of concluded courses in receipt of dual-arch fixed appliances	430	558	77.1%	63.5%	69.8%	73.8%
% of concluded courses where treatment was abandoned or discontinued	90	558	16.1%	8.4%	8.3%	7.0%
% of patients satisfied with the treatment they have received	10	10	100.0%	95.3%	96.6%	96.0%

* Figures in italics indicate that the base number is less than 100.

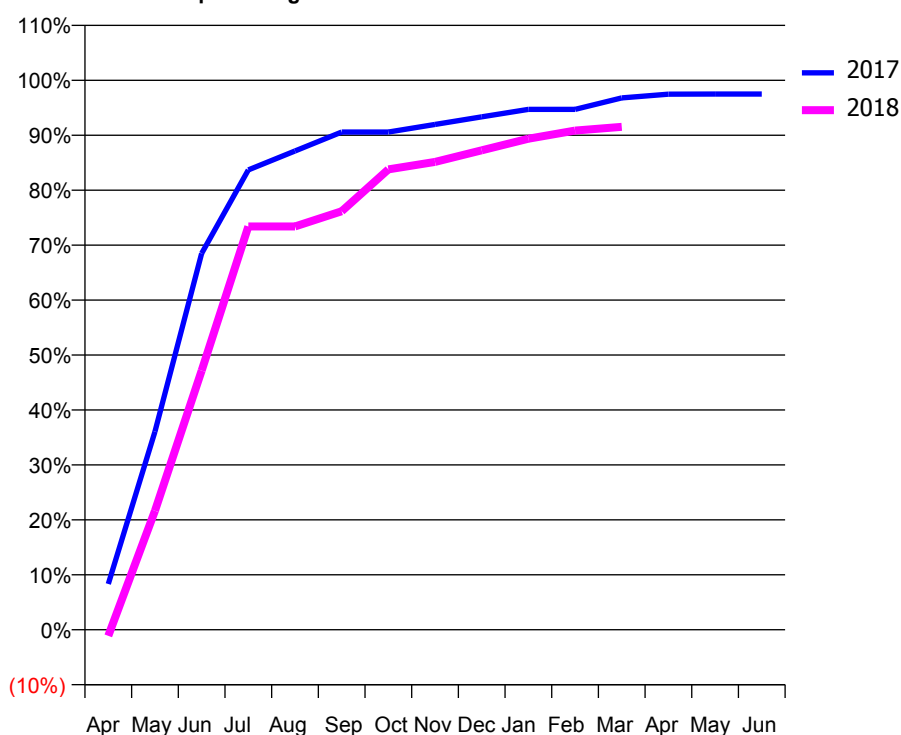
Q57 - Vital Signs Orthodontic At a Glance Contract Report for 188018/0002 - March 2018

Name or company name	Messrs. Lee & Perera	17/18 Contracted general activity (UDA)	0
Contract type name	GDS Contract	Carry forward general activity (UDA)	0
Purpose of contract	Orthodontic	17/18 Contracted orthodontic activity (UOA)	3,044
Contract start date	01/04/2008	Carry forward orthodontic activity (UOA)	76
Contract end date	31/03/2018	Baseline contract value	£194,738.42

ACCESS	Contract	England and Wales
24 month ratio of assessments to patient IDs	1.00	1.04

ACTIVITY	Contract
Contract assess and fit appliances (case starts) as a percentage of Area Team case starts	1.9 %

Cumulative percentage of contracted UOA delivered 2017 & 2018



Month	Adjusted Scheduled Activity (UOA)		
	2016	2017	2018
April	58	254	-34
May	899	1,098	659
June	1,550	2,085	1,436
July	2,054	2,547	2,234
August	2,054	2,652	2,234
September	2,583	2,757	2,318
October	2,583	2,757	2,550
November	2,655	2,799	2,592
December	2,657	2,841	2,656
January	2,832	2,883	2,720
February	2,899	2,883	2,765
March	2,941	2,946	2,786
April	2,962	2,967	
May	2,962	2,968	
June	2,962	2,968	

QUALITY (rolling 12 month period)

	Contract Quantity	Contract Base Number	Contract *	Area Team	Region	England
% of all assessments that were assess and fit appliances (case starts)	137	142	96.5%	61.0%	57.8%	60.1%
% of all assessments that were assess and refuse	3	142	2.1%	14.3%	11.2%	11.3%
% of all assessments that were assess and review	2	142	1.4%	24.7%	31.0%	28.6%
% of case starts with a reported IOTN of 3 and Aesthetic Component of 5 or below	0	137	N/A	0.1%	0.1%	0.1%
% of case starts with a reported IOTN of 3 and Aesthetic Component of 6 or above	16	137	11.7%	4.3%	4.1%	4.1%
% of case starts with a reported IOTN of 4	113	137	82.5%	78.1%	76.4%	77.7%
% of case starts with a reported IOTN of 5	5	137	3.6%	15.5%	17.7%	16.8 %
% of concluded courses in receipt of dual-arch fixed appliances	112	174	64.4%	63.5%	69.8%	73.8%
% of concluded courses where treatment was abandoned or discontinued	15	174	8.6%	8.4%	8.3%	7.0%
% of patients satisfied with the treatment they have received	2	2	100.0%	95.3%	96.6%	96.0%

* Figures in italics indicate that the base number is less than 100.

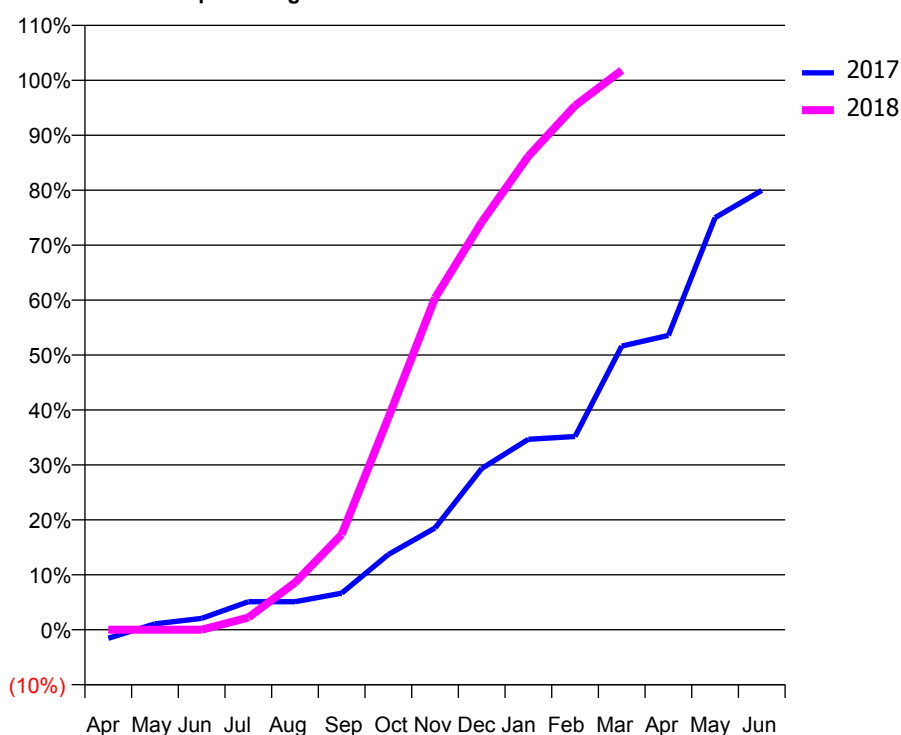
Q57 - Vital Signs Orthodontic At a Glance Contract Report for 188190/0002 - March 2018

Name or company name	J & S Essex	17/18 Contracted general activity (UDA)	0
Contract type name	GDS Contract	Carry forward general activity (UDA)	0
Purpose of contract	Orthodontic	17/18 Contracted orthodontic activity (UOA)	4,391
Contract start date	28/11/2008	Carry forward orthodontic activity (UOA)	0
Contract end date	31/03/2018	Baseline contract value	£271,685.53

ACCESS	Contract	England and Wales
24 month ratio of assessments to patient IDs	1.04	1.04

ACTIVITY	Contract
Contract assess and fit appliances (case starts) as a percentage of Area Team case starts	3.7 %

Cumulative percentage of contracted UOA delivered 2017 & 2018



Month	Adjusted Scheduled Activity (UOA)		
	2016	2017	2018
April	-135	-69	0
May	-135	47	0
June	-132	91	0
July	49	224	98
August	262	224	377
September	649	292	761
October	714	602	1,695
November	1,118	814	2,652
December	1,737	1,289	3,257
January	2,162	1,522	3,784
February	3,057	1,544	4,188
March	3,078	2,267	4,471
April	3,683	2,352	
May	4,322	3,293	
June	4,322	3,511	

QUALITY (rolling 12 month period)

	Contract Quantity	Contract Base Number	Contract *	Area Team	Region	England
% of all assessments that were assess and fit appliances (case starts)	267	375	71.2%	61.0%	57.8%	60.1%
% of all assessments that were assess and refuse	8	375	2.1%	14.3%	11.2%	11.3%
% of all assessments that were assess and review	100	375	26.7%	24.7%	31.0%	28.6%
% of case starts with a reported IOTN of 3 and Aesthetic Component of 5 or below	0	267	N/A	0.1%	0.1%	0.1%
% of case starts with a reported IOTN of 3 and Aesthetic Component of 6 or above	8	267	3.0%	4.3%	4.1%	4.1%
% of case starts with a reported IOTN of 4	206	267	77.2%	78.1%	76.4%	77.7%
% of case starts with a reported IOTN of 5	42	267	15.7%	15.5%	17.7%	16.8 %
% of concluded courses in receipt of dual-arch fixed appliances	0	528	N/A	63.5%	69.8%	73.8%
% of concluded courses where treatment was abandoned or discontinued	65	528	12.3%	8.4%	8.3%	7.0%
% of patients satisfied with the treatment they have received	8	9	88.9%	95.3%	96.6%	96.0%

* Figures in italics indicate that the base number is less than 100.

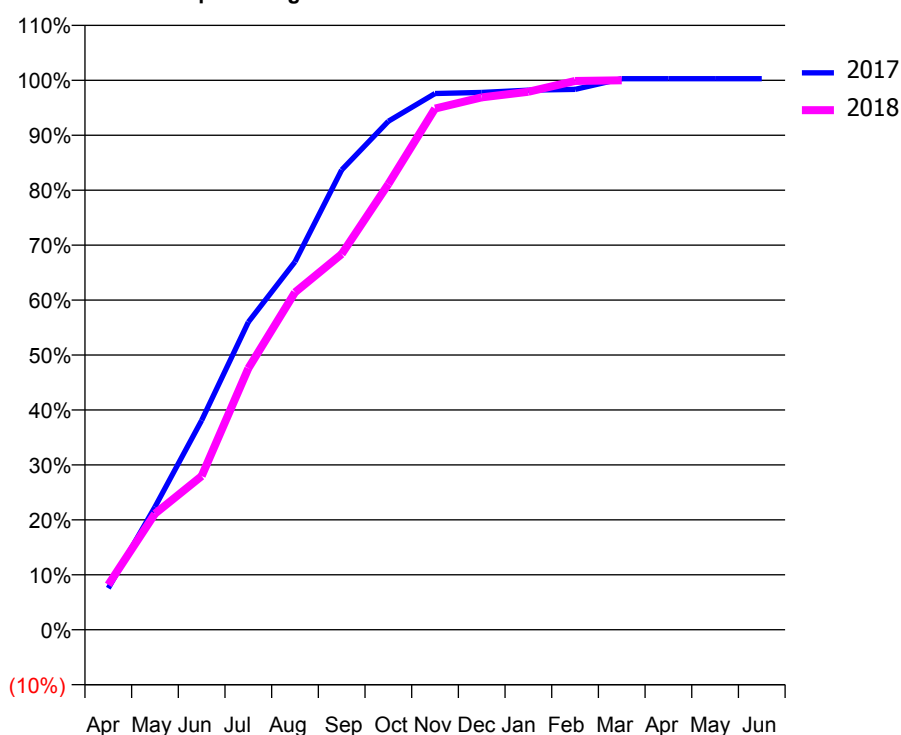
Q57 - Vital Signs Orthodontic At a Glance Contract Report for 199559/0003 - March 2018

Name or company name	Parmar Dental	17/18 Contracted general activity (UDA)	0
Contract type name	GDS Contract	Carry forward general activity (UDA)	0
Purpose of contract	Orthodontic	17/18 Contracted orthodontic activity (UOA)	2,159
Contract start date	24/08/2011	Carry forward orthodontic activity (UOA)	-6
Contract end date		Baseline contract value	£133,586.34

ACCESS	Contract	England and Wales
24 month ratio of assessments to patient IDs	1.00	1.04

ACTIVITY	Contract
Contract assess and fit appliances (case starts) as a percentage of Area Team case starts	1.4 %

Cumulative percentage of contracted UOA delivered 2017 & 2018



Month	Adjusted Scheduled Activity (UOA)		
	2016	2017	2018
April	35	163	177
May	162	483	456
June	162	823	604
July	821	1,209	1,027
August	955	1,446	1,326
September	1,108	1,807	1,476
October	1,344	1,998	1,751
November	1,457	2,107	2,048
December	1,630	2,111	2,092
January	1,699	2,120	2,114
February	2,136	2,123	2,156
March	2,145	2,165	2,159
April	2,151	2,165	
May	2,151	2,165	
June	2,151	2,165	

QUALITY (rolling 12 month period)

	Contract Quantity	Contract Base Number	Contract *	Area Team	Region	England
% of all assessments that were assess and fit appliances (case starts)	102	134	76.1%	61.0%	57.8%	60.1%
% of all assessments that were assess and refuse	24	134	17.9%	14.3%	11.2%	11.3%
% of all assessments that were assess and review	8	134	6.0%	24.7%	31.0%	28.6%
% of case starts with a reported IOTN of 3 and Aesthetic Component of 5 or below	0	102	N/A	0.1%	0.1%	0.1%
% of case starts with a reported IOTN of 3 and Aesthetic Component of 6 or above	0	102	N/A	4.3%	4.1%	4.1%
% of case starts with a reported IOTN of 4	92	102	90.2%	78.1%	76.4%	77.7%
% of case starts with a reported IOTN of 5	10	102	9.8%	15.5%	17.7%	16.8 %
% of concluded courses in receipt of dual-arch fixed appliances	1	109	0.9%	63.5%	69.8%	73.8%
% of concluded courses where treatment was abandoned or discontinued	8	109	7.3%	8.4%	8.3%	7.0%
% of patients satisfied with the treatment they have received	3	3	100.0%	95.3%	96.6%	96.0%

* Figures in italics indicate that the base number is less than 100.

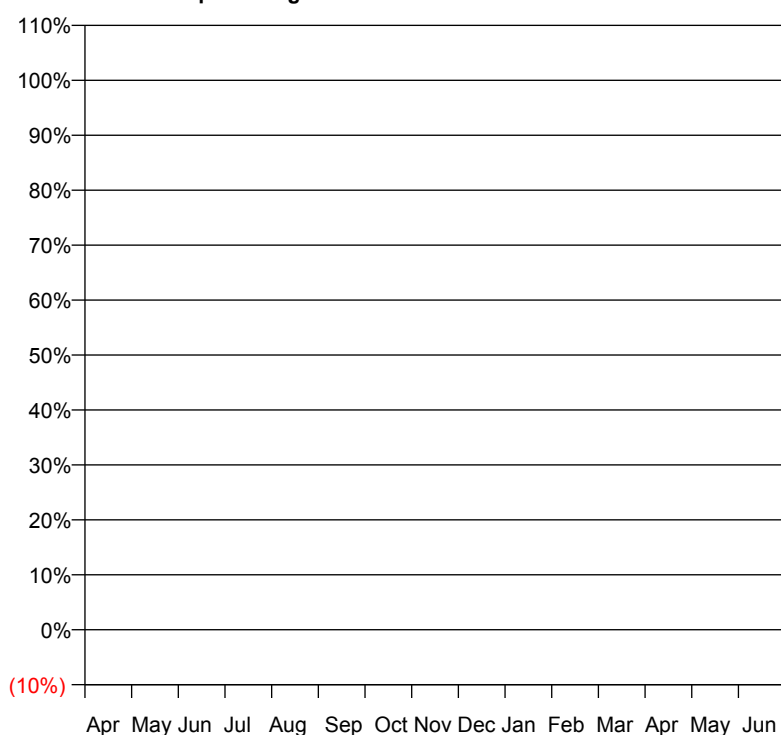
Q57 - Vital Signs Orthodontic At a Glance Contract Report for 219045/0001 - March 2018

Name or company name	MR PJ POWER	17/18 Contracted general activity (UDA)	26,541
Contract type name	GDS Contract	Carry forward general activity (UDA)	716
Purpose of contract	General	17/18 Contracted orthodontic activity (UOA)	0
Contract start date	01/04/2006	Carry forward orthodontic activity (UOA)	0
Contract end date		Baseline contract value	£744,699.80

ACCESS	Contract	England and Wales
24 month ratio of assessments to patient IDs	1.00	1.04

ACTIVITY	Contract
Contract assess and fit appliances (case starts) as a percentage of Area Team case starts	0.0 %

Cumulative percentage of contracted UOA delivered 2017 & 2018



Month	Adjusted Scheduled Activity (UOA)		
	2016	2017	2018
April	0	0	0
May	0	0	0
June	2	0	1
July	4	0	2
August	4	0	2
September	4	0	2
October	4	0	2
November	9	0	10
December	12	0	10
January	12	1	10
February	14	2	10
March	16	5	10
April	16	7	
May	16	7	
June	16	7	

QUALITY (rolling 12 month period)	Contract Quantity	Contract Base Number	Contract *	Area Team	Region	England
% of all assessments that were assess and fit appliances (case starts)	0	12	0.0%	61.0%	57.8%	60.1%
% of all assessments that were assess and refuse	1	12	8.3%	14.3%	11.2%	11.3%
% of all assessments that were assess and review	11	12	91.7%	24.7%	31.0%	28.6%
% of case starts with a reported IOTN of 3 and Aesthetic Component of 5 or below	0	0	N/A	0.1%	0.1%	0.1%
% of case starts with a reported IOTN of 3 and Aesthetic Component of 6 or above	0	0	N/A	4.3%	4.1%	4.1%
% of case starts with a reported IOTN of 4	0	0	N/A	78.1%	76.4%	77.7%
% of case starts with a reported IOTN of 5	0	0	N/A	15.5%	17.7%	16.8 %
% of concluded courses in receipt of dual-arch fixed appliances	0	0	N/A	63.5%	69.8%	73.8%
% of concluded courses where treatment was abandoned or discontinued	0	0	N/A	8.4%	8.3%	7.0%
% of patients satisfied with the treatment they have received	0	0	N/A	95.3%	96.6%	96.0%

* Figures in italics indicate that the base number is less than 100.

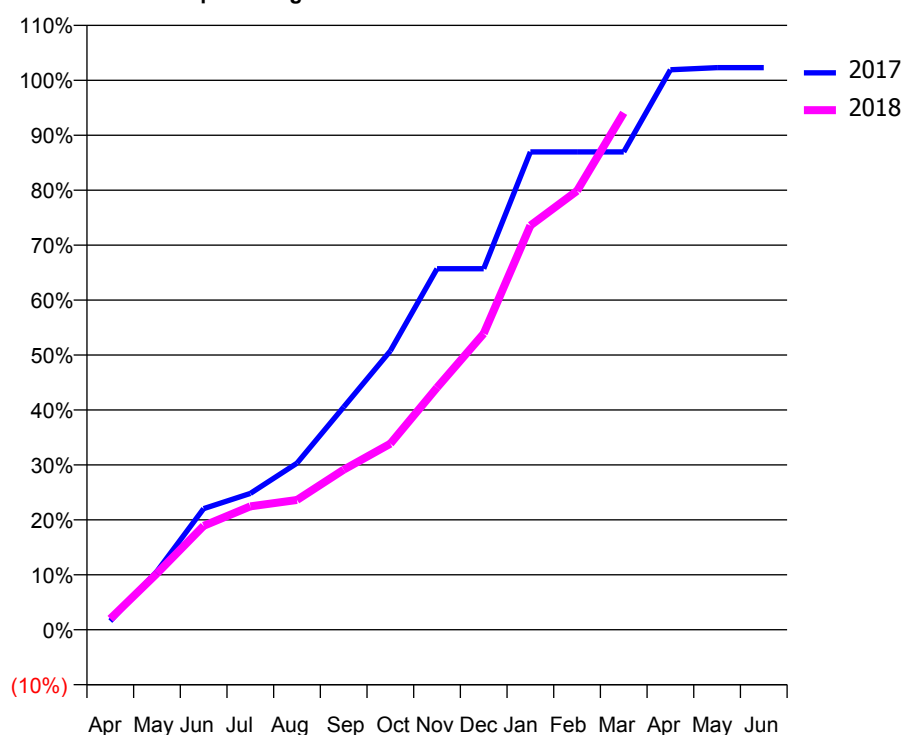
Q57 - Vital Signs Orthodontic At a Glance Contract Report for 246190/0001 - March 2018

Name or company name	MR NM SHAH	17/18 Contracted general activity (UDA)	0
Contract type name	PDS Contract	Carry forward general activity (UDA)	0
Purpose of contract	Orthodontic	17/18 Contracted orthodontic activity (UOA)	5,340
Contract start date	01/04/2006	Carry forward orthodontic activity (UOA)	-107
Contract end date	31/03/2019	Baseline contract value	£307,314.04

ACCESS	Contract	England and Wales
24 month ratio of assessments to patient IDs	1.00	1.04

ACTIVITY	Contract
Contract assess and fit appliances (case starts) as a percentage of Area Team case starts	3.9 %

Cumulative percentage of contracted UOA delivered 2017 & 2018



Month	Adjusted Scheduled Activity (UOA)		
	2016	2017	2018
April	55	85	107
May	59	568	548
June	185	1,177	1,010
July	704	1,325	1,199
August	1,090	1,619	1,262
September	1,661	2,165	1,556
October	2,189	2,711	1,808
November	2,693	3,509	2,354
December	3,241	3,509	2,879
January	3,241	4,644	3,929
February	3,829	4,644	4,265
March	5,236	4,644	5,023
April	5,236	5,442	
May	5,425	5,463	
June	5,425	5,463	

QUALITY (rolling 12 month period)

	Contract Quantity	Contract Base Number	Contract *	Area Team	Region	England
% of all assessments that were assess and fit appliances (case starts)	280	280	100.0%	61.0%	57.8%	60.1%
% of all assessments that were assess and refuse	0	280	0.0%	14.3%	11.2%	11.3%
% of all assessments that were assess and review	0	280	0.0%	24.7%	31.0%	28.6%
% of case starts with a reported IOTN of 3 and Aesthetic Component of 5 or below	0	280	N/A	0.1%	0.1%	0.1%
% of case starts with a reported IOTN of 3 and Aesthetic Component of 6 or above	0	280	N/A	4.3%	4.1%	4.1%
% of case starts with a reported IOTN of 4	245	280	87.5%	78.1%	76.4%	77.7%
% of case starts with a reported IOTN of 5	32	280	11.4%	15.5%	17.7%	16.8 %
% of concluded courses in receipt of dual-arch fixed appliances	235	265	88.7%	63.5%	69.8%	73.8%
% of concluded courses where treatment was abandoned or discontinued	15	265	5.7%	8.4%	8.3%	7.0%
% of patients satisfied with the treatment they have received	6	8	75.0%	95.3%	96.6%	96.0%

* Figures in italics indicate that the base number is less than 100.

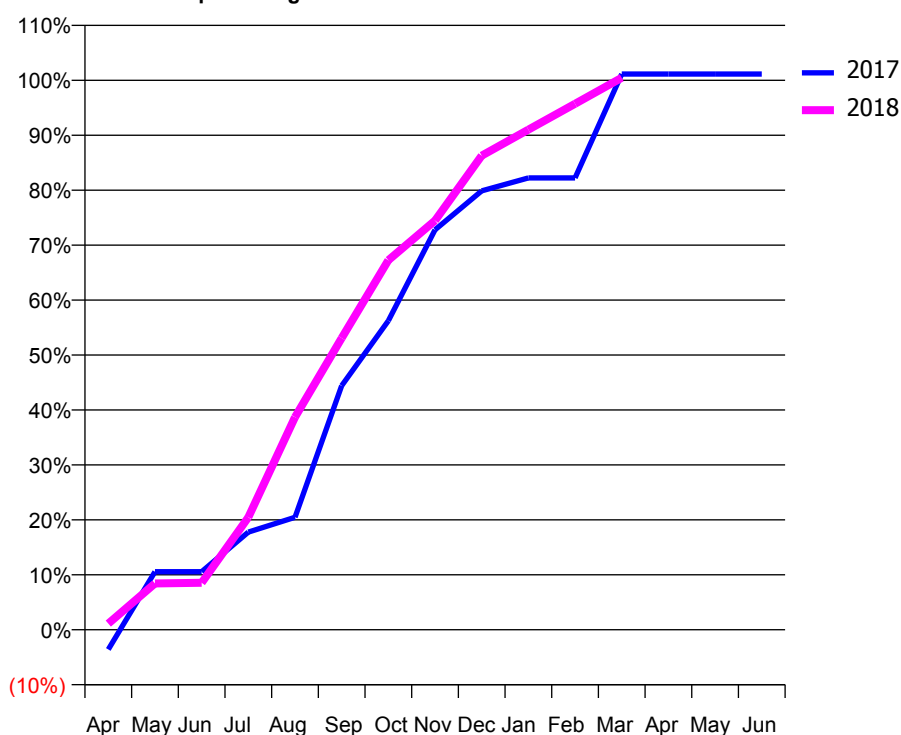
Q57 - Vital Signs Orthodontic At a Glance Contract Report for 271187/0002 - March 2018

Name or company name	Harlow Dental Surgery	17/18 Contracted general activity (UDA)	0
Contract type name	GDS Contract	Carry forward general activity (UDA)	0
Purpose of contract	Orthodontic	17/18 Contracted orthodontic activity (UOA)	889
Contract start date	01/04/2015	Carry forward orthodontic activity (UOA)	-10
Contract end date	31/03/2018	Baseline contract value	£55,095.52

ACCESS	Contract	England and Wales
24 month ratio of assessments to patient IDs	1.03	1.04

ACTIVITY	Contract
Contract assess and fit appliances (case starts) as a percentage of Area Team case starts	0.6 %

Cumulative percentage of contracted UOA delivered 2017 & 2018



Month	Adjusted Scheduled Activity (UOA)		
	2016	2017	2018
April	0	-32	10
May	1	94	75
June	1	94	76
July	8	158	182
August	30	182	344
September	73	395	472
October	94	500	598
November	265	647	662
December	435	710	767
January	561	731	809
February	797	731	851
March	839	899	893
April	839	899	
May	839	899	
June	839	899	

QUALITY (rolling 12 month period)

	Contract Quantity	Contract Base Number	Contract *	Area Team	Region	England
% of all assessments that were assess and fit appliances (case starts)	43	65	66.2%	61.0%	57.8%	60.1%
% of all assessments that were assess and refuse	1	65	1.5%	14.3%	11.2%	11.3%
% of all assessments that were assess and review	21	65	32.3%	24.7%	31.0%	28.6%
% of case starts with a reported IOTN of 3 and Aesthetic Component of 5 or below	0	43	N/A	0.1%	0.1%	0.1%
% of case starts with a reported IOTN of 3 and Aesthetic Component of 6 or above	0	43	N/A	4.3%	4.1%	4.1%
% of case starts with a reported IOTN of 4	42	43	97.7%	78.1%	76.4%	77.7%
% of case starts with a reported IOTN of 5	1	43	2.3%	15.5%	17.7%	16.8 %
% of concluded courses in receipt of dual-arch fixed appliances	1	14	7.1%	63.5%	69.8%	73.8%
% of concluded courses where treatment was abandoned or discontinued	2	14	14.3%	8.4%	8.3%	7.0%
% of patients satisfied with the treatment they have received	0	0	N/A	95.3%	96.6%	96.0%

* Figures in italics indicate that the base number is less than 100.

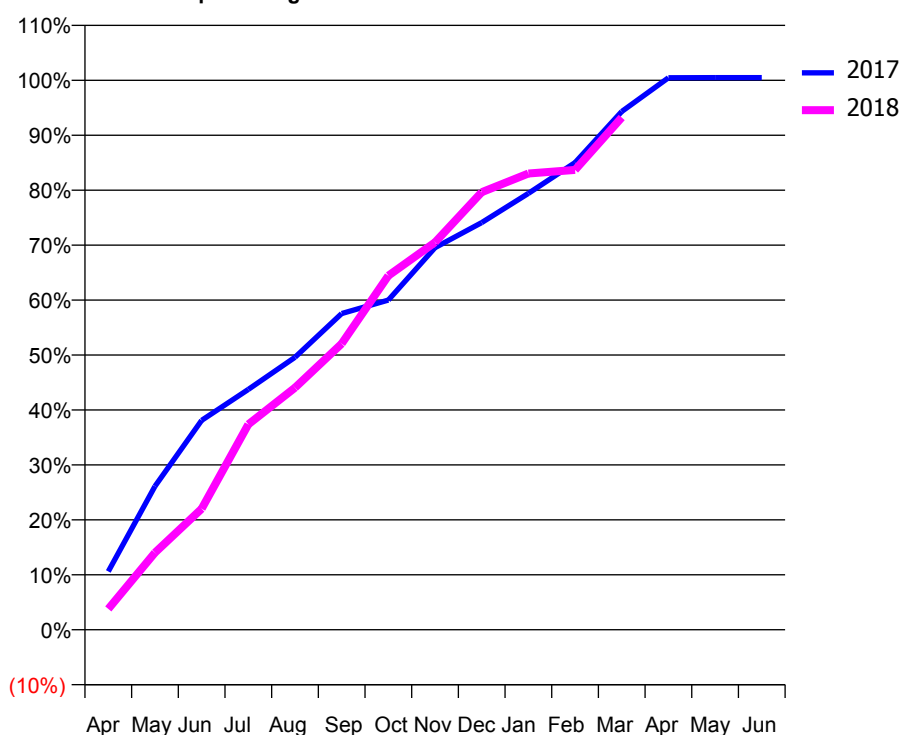
Q57 - Vital Signs Orthodontic At a Glance Contract Report for 326275/0001 - March 2018

Name or company name	MR GM DAVIES	17/18 Contracted general activity (UDA)	0
Contract type name	PDS Contract	Carry forward general activity (UDA)	0
Purpose of contract	Orthodontic	17/18 Contracted orthodontic activity (UOA)	6,396
Contract start date	01/04/2006	Carry forward orthodontic activity (UOA)	-30
Contract end date	31/03/2019	Baseline contract value	£411,842.90

ACCESS	Contract	England and Wales
24 month ratio of assessments to patient IDs	1.00	1.04

ACTIVITY	Contract
Contract assess and fit appliances (case starts) as a percentage of Area Team case starts	4.0 %

Cumulative percentage of contracted UOA delivered 2017 & 2018



Month	Adjusted Scheduled Activity (UOA)		
	2016	2017	2018
April	332	679	243
May	837	1,671	898
June	928	2,438	1,408
July	1,637	2,798	2,391
August	1,955	3,171	2,818
September	2,405	3,681	3,330
October	4,623	3,837	4,122
November	5,086	4,448	4,509
December	5,394	4,739	5,094
January	5,500	5,080	5,311
February	5,888	5,438	5,352
March	6,209	6,032	5,962
April	6,328	6,425	
May	6,352	6,426	
June	6,353	6,426	

QUALITY (rolling 12 month period)

	Contract Quantity	Contract Base Number	Contract *	Area Team	Region	England
% of all assessments that were assess and fit appliances (case starts)	288	587	49.1%	61.0%	57.8%	60.1%
% of all assessments that were assess and refuse	71	587	12.1%	14.3%	11.2%	11.3%
% of all assessments that were assess and review	228	587	38.8%	24.7%	31.0%	28.6%
% of case starts with a reported IOTN of 3 and Aesthetic Component of 5 or below	1	288	0.3%	0.1%	0.1%	0.1%
% of case starts with a reported IOTN of 3 and Aesthetic Component of 6 or above	1	288	0.3%	4.3%	4.1%	4.1%
% of case starts with a reported IOTN of 4	205	288	71.2%	78.1%	76.4%	77.7%
% of case starts with a reported IOTN of 5	70	288	24.3%	15.5%	17.7%	16.8 %
% of concluded courses in receipt of dual-arch fixed appliances	137	146	93.8%	63.5%	69.8%	73.8%
% of concluded courses where treatment was abandoned or discontinued	6	146	4.1%	8.4%	8.3%	7.0%
% of patients satisfied with the treatment they have received	11	12	91.7%	95.3%	96.6%	96.0%

* Figures in italics indicate that the base number is less than 100.

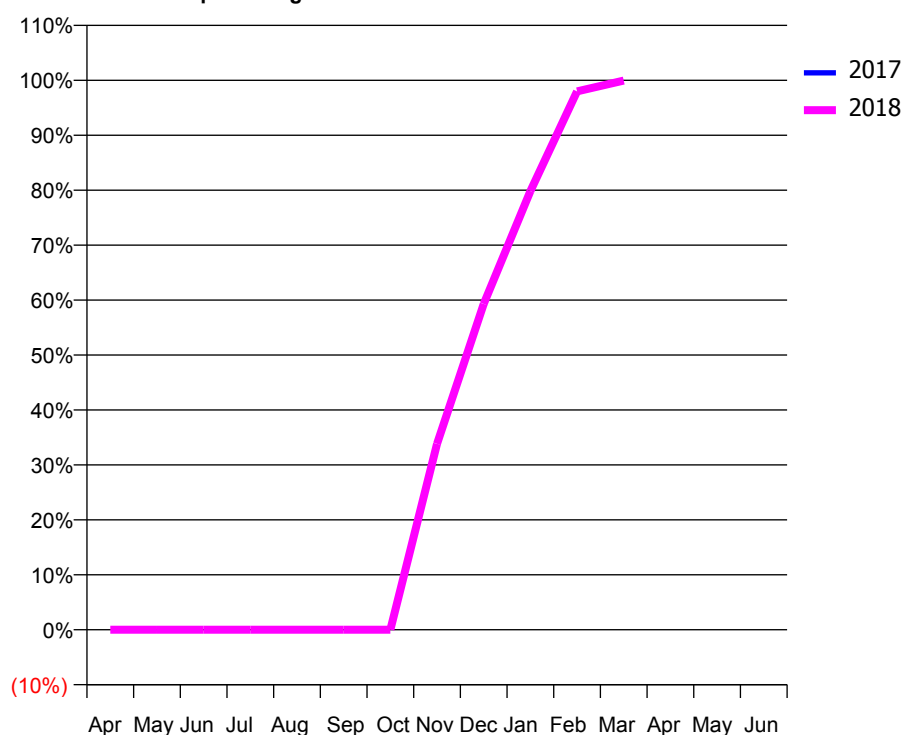
Q57 - Vital Signs Orthodontic At a Glance Contract Report for 336084/0001 - March 2018

Name or company name	MR CA VAN DER MERWE	17/18 Contracted general activity (UDA)	17,359
Contract type name	GDS Contract	Carry forward general activity (UDA)	-347
Purpose of contract	General and Orthodontic	17/18 Contracted orthodontic activity (UOA)	1,531
Contract start date	01/04/2006	Carry forward orthodontic activity (UOA)	0
Contract end date		Baseline contract value	£853,415.60

ACCESS	Contract	England and Wales
24 month ratio of assessments to patient IDs	1.02	1.04

ACTIVITY	Contract
Contract assess and fit appliances (case starts) as a percentage of Area Team case starts	0.9 %

Cumulative percentage of contracted UOA delivered 2017 & 2018



Month	Adjusted Scheduled Activity (UOA)		
	2016	2017	2018
April	0	0	0
May	0	0	0
June	0	0	0
July	0	0	0
August	0	0	0
September	0	0	0
October	0	0	0
November	0	0	518
December	0	0	908
January	0	0	1,222
February	0	0	1,500
March	0	0	1,530
April	0	0	
May	0	0	
June	0	0	

QUALITY (rolling 12 month period)

	Contract Quantity	Contract Base Number	Contract *	Area Team	Region	England
% of all assessments that were assess and fit appliances (case starts)	66	232	28.4%	61.0%	57.8%	60.1%
% of all assessments that were assess and refuse	7	232	3.0%	14.3%	11.2%	11.3%
% of all assessments that were assess and review	159	232	68.5%	24.7%	31.0%	28.6%
% of case starts with a reported IOTN of 3 and Aesthetic Component of 5 or below	0	66	<i>N/A</i>	0.1%	0.1%	0.1%
% of case starts with a reported IOTN of 3 and Aesthetic Component of 6 or above	0	66	<i>N/A</i>	4.3%	4.1%	4.1%
% of case starts with a reported IOTN of 4	66	66	100.0%	78.1%	76.4%	77.7%
% of case starts with a reported IOTN of 5	0	66	<i>N/A</i>	15.5%	17.7%	16.8 %
% of concluded courses in receipt of dual-arch fixed appliances	0	0	<i>N/A</i>	63.5%	69.8%	73.8%
% of concluded courses where treatment was abandoned or discontinued	0	0	<i>N/A</i>	8.4%	8.3%	7.0%
% of patients satisfied with the treatment they have received	1	1	100.0%	95.3%	96.6%	96.0%

* Figures in italics indicate that the base number is less than 100.

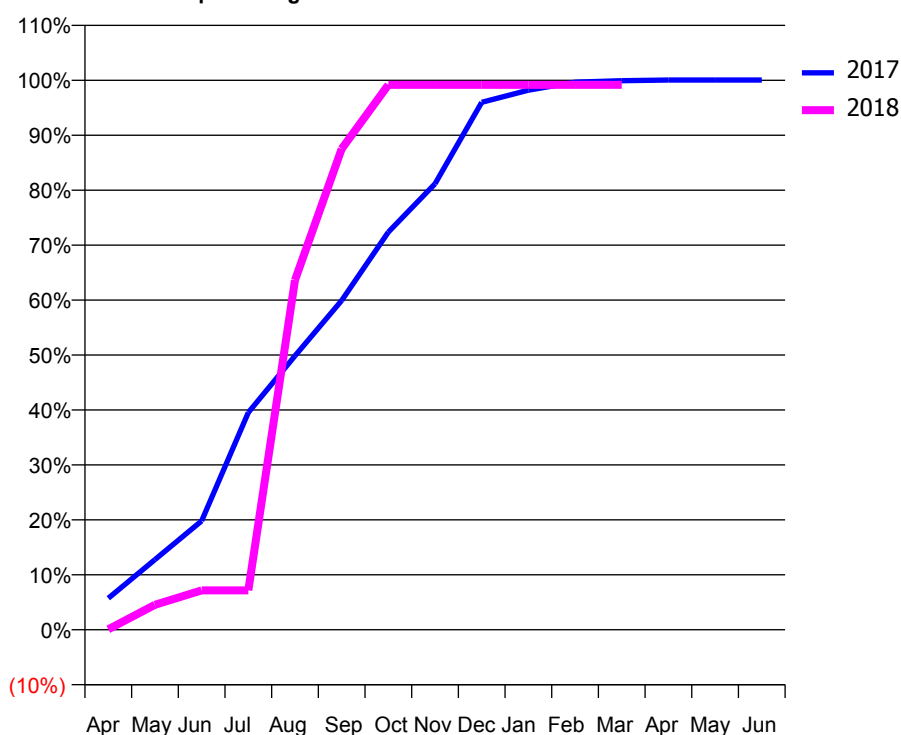
Q57 - Vital Signs Orthodontic At a Glance Contract Report for 336084/0003 - March 2018

Name or company name	MR CA VAN DER MERWE	17/18 Contracted general activity (UDA)	0
Contract type name	PDS Contract	Carry forward general activity (UDA)	0
Purpose of contract	Orthodontic	17/18 Contracted orthodontic activity (UOA)	1,339
Contract start date	01/04/2013	Carry forward orthodontic activity (UOA)	-1
Contract end date	18/09/2017	Baseline contract value	£81,256.22

ACCESS	Contract	England and Wales
24 month ratio of assessments to patient IDs	1.04	1.04

ACTIVITY	Contract
Contract assess and fit appliances (case starts) as a percentage of Area Team case starts	0.8 %

Cumulative percentage of contracted UOA delivered 2017 & 2018



Month	Adjusted Scheduled Activity (UOA)		
	2016	2017	2018
April	-21	165	1
May	349	367	61
June	565	569	96
July	1,054	1,135	96
August	1,440	1,431	852
September	1,643	1,720	1,172
October	1,792	2,077	1,328
November	2,174	2,329	1,328
December	2,455	2,755	1,328
January	2,573	2,818	1,328
February	2,779	2,860	1,328
March	2,868	2,868	1,328
April	2,874	2,871	
May	2,874	2,871	
June	2,874	2,871	

QUALITY (rolling 12 month period)

	Contract Quantity	Contract Base Number	Contract *	Area Team	Region	England
% of all assessments that were assess and fit appliances (case starts)	59	153	38.6%	61.0%	57.8%	60.1%
% of all assessments that were assess and refuse	17	153	11.1%	14.3%	11.2%	11.3%
% of all assessments that were assess and review	77	153	50.3%	24.7%	31.0%	28.6%
% of case starts with a reported IOTN of 3 and Aesthetic Component of 5 or below	0	59	<i>N/A</i>	0.1%	0.1%	0.1%
% of case starts with a reported IOTN of 3 and Aesthetic Component of 6 or above	4	59	6.8%	4.3%	4.1%	4.1%
% of case starts with a reported IOTN of 4	53	59	89.8%	78.1%	76.4%	77.7%
% of case starts with a reported IOTN of 5	2	59	3.4%	15.5%	17.7%	16.8 %
% of concluded courses in receipt of dual-arch fixed appliances	4	6	66.7%	63.5%	69.8%	73.8%
% of concluded courses where treatment was abandoned or discontinued	2	6	33.3%	8.4%	8.3%	7.0%
% of patients satisfied with the treatment they have received	3	5	60.0%	95.3%	96.6%	96.0%

* Figures in italics indicate that the base number is less than 100.

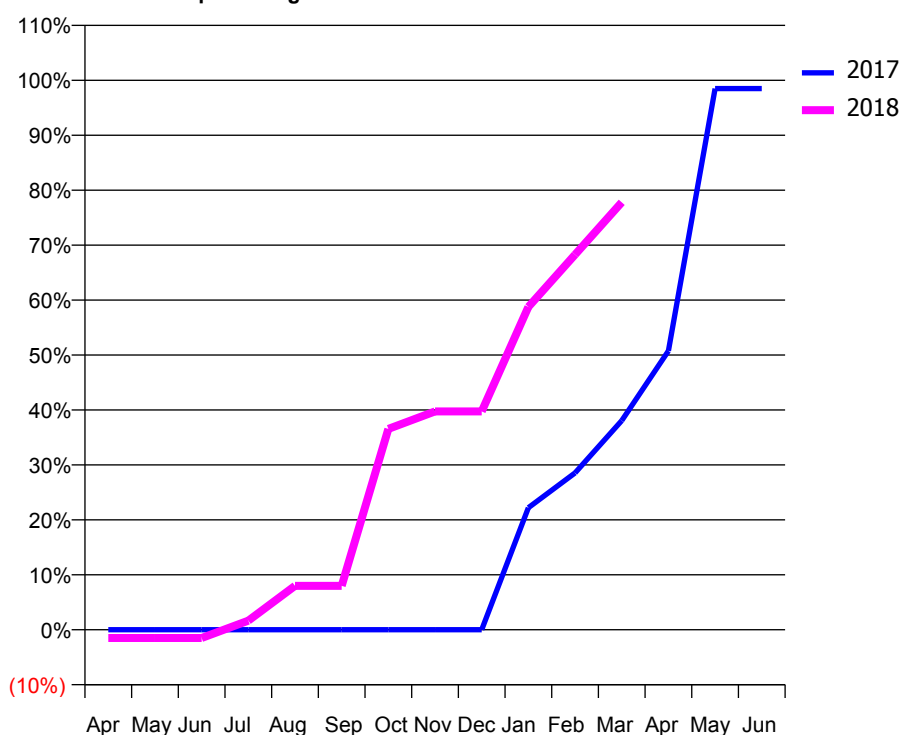
Q57 - Vital Signs Orthodontic At a Glance Contract Report for 567140/0002 - March 2018

Name or company name	MR SA NAJEFI	17/18 Contracted general activity (UDA)	0
Contract type name	PDS Contract	Carry forward general activity (UDA)	0
Purpose of contract	Orthodontic	17/18 Contracted orthodontic activity (UOA)	662
Contract start date	01/04/2013	Carry forward orthodontic activity (UOA)	10
Contract end date	31/03/2019	Baseline contract value	£38,098.72

ACCESS	Contract	England and Wales
24 month ratio of assessments to patient IDs	1.05	1.04

ACTIVITY	Contract
Contract assess and fit appliances (case starts) as a percentage of Area Team case starts	0.6 %

Cumulative percentage of contracted UOA delivered 2017 & 2018



Month	Adjusted Scheduled Activity (UOA)		
	2016	2017	2018
April	-10	0	-10
May	-10	0	-10
June	-10	0	-10
July	-10	0	11
August	53	0	53
September	53	0	53
October	53	0	242
November	95	0	263
December	158	0	263
January	158	147	389
February	244	189	452
March	244	252	515
April	244	336	
May	265	652	
June	496	652	

QUALITY (rolling 12 month period)

	Contract Quantity	Contract Base Number	Contract *	Area Team	Region	England
% of all assessments that were assess and fit appliances (case starts)	44	46	95.7%	61.0%	57.8%	60.1%
% of all assessments that were assess and refuse	1	46	2.2%	14.3%	11.2%	11.3%
% of all assessments that were assess and review	1	46	2.2%	24.7%	31.0%	28.6%
% of case starts with a reported IOTN of 3 and Aesthetic Component of 5 or below	1	44	2.3%	0.1%	0.1%	0.1%
% of case starts with a reported IOTN of 3 and Aesthetic Component of 6 or above	1	44	2.3%	4.3%	4.1%	4.1%
% of case starts with a reported IOTN of 4	39	44	88.6%	78.1%	76.4%	77.7%
% of case starts with a reported IOTN of 5	0	44	<i>N/A</i>	15.5%	17.7%	16.8 %
% of concluded courses in receipt of dual-arch fixed appliances	2	23	8.7%	63.5%	69.8%	73.8%
% of concluded courses where treatment was abandoned or discontinued	1	23	4.3%	8.4%	8.3%	7.0%
% of patients satisfied with the treatment they have received	1	1	100.0%	95.3%	96.6%	96.0%

* Figures in italics indicate that the base number is less than 100.

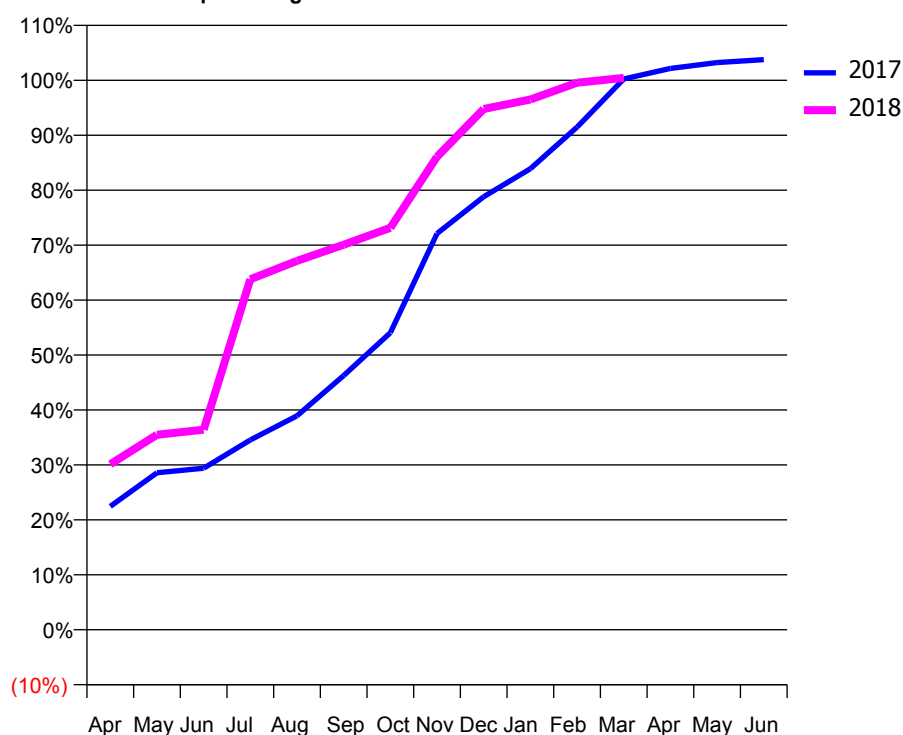
Q57 - Vital Signs Orthodontic At a Glance Contract Report for 649694/0002 - March 2018

Name or company name	MR SB DENNY	17/18 Contracted general activity (UDA)	0
Contract type name	GDS Contract	Carry forward general activity (UDA)	0
Purpose of contract	Orthodontic	17/18 Contracted orthodontic activity (UOA)	3,962
Contract start date	02/11/2006	Carry forward orthodontic activity (UOA)	-79
Contract end date		Baseline contract value	£245,136.85

ACCESS	Contract	England and Wales
24 month ratio of assessments to patient IDs	1.04	1.04

ACTIVITY	Contract
Contract assess and fit appliances (case starts) as a percentage of Area Team case starts	2.6 %

Cumulative percentage of contracted UOA delivered 2017 & 2018



Month	Adjusted Scheduled Activity (UOA)		
	2016	2017	2018
April	333	890	1,194
May	982	1,132	1,406
June	1,207	1,165	1,443
July	1,721	1,369	2,527
August	1,919	1,543	2,660
September	2,180	1,833	2,776
October	2,712	2,142	2,898
November	3,061	2,857	3,411
December	3,528	3,122	3,755
January	3,668	3,324	3,823
February	3,943	3,624	3,944
March	4,011	3,971	3,979
April	4,038	4,047	
May	4,039	4,090	
June	4,039	4,111	

QUALITY (rolling 12 month period)

	Contract Quantity	Contract Base Number	Contract *	Area Team	Region	England
% of all assessments that were assess and fit appliances (case starts)	188	427	44.0%	61.0%	57.8%	60.1%
% of all assessments that were assess and refuse	58	427	13.6%	14.3%	11.2%	11.3%
% of all assessments that were assess and review	181	427	42.4%	24.7%	31.0%	28.6%
% of case starts with a reported IOTN of 3 and Aesthetic Component of 5 or below	0	188	N/A	0.1%	0.1%	0.1%
% of case starts with a reported IOTN of 3 and Aesthetic Component of 6 or above	4	188	2.1%	4.3%	4.1%	4.1%
% of case starts with a reported IOTN of 4	155	188	82.4%	78.1%	76.4%	77.7%
% of case starts with a reported IOTN of 5	29	188	15.4%	15.5%	17.7%	16.8 %
% of concluded courses in receipt of dual-arch fixed appliances	0	50	N/A	63.5%	69.8%	73.8%
% of concluded courses where treatment was abandoned or discontinued	1	50	2.0%	8.4%	8.3%	7.0%
% of patients satisfied with the treatment they have received	2	2	100.0%	95.3%	96.6%	96.0%

* Figures in italics indicate that the base number is less than 100.

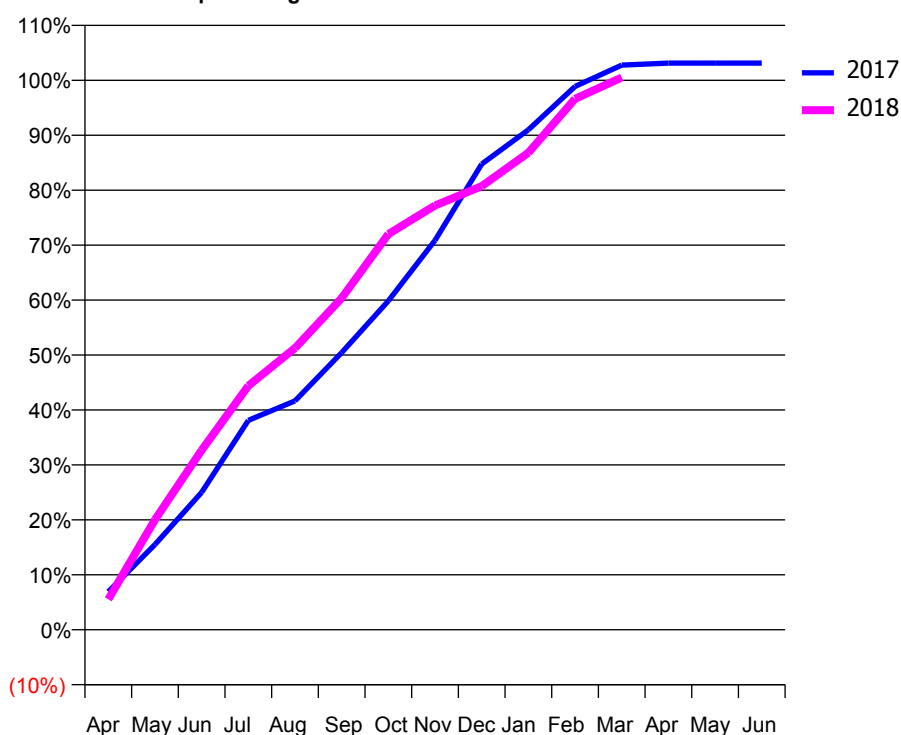
Q57 - Vital Signs Orthodontic At a Glance Contract Report for 651184/0001 - March 2018

Name or company name	MR SJ JACKSON	17/18 Contracted general activity (UDA)	0
Contract type name	PDS Contract	Carry forward general activity (UDA)	0
Purpose of contract	Orthodontic	17/18 Contracted orthodontic activity (UOA)	6,562
Contract start date	01/04/2006	Carry forward orthodontic activity (UOA)	-131
Contract end date	31/03/2019	Baseline contract value	£419,967.06

ACCESS	Contract	England and Wales
24 month ratio of assessments to patient IDs	1.00	1.04

ACTIVITY	Contract
Contract assess and fit appliances (case starts) as a percentage of Area Team case starts	4.2 %

Cumulative percentage of contracted UOA delivered 2017 & 2018



Month	Adjusted Scheduled Activity (UOA)		
	2016	2017	2018
April	172	455	364
May	897	1,018	1,314
June	1,364	1,641	2,144
July	2,272	2,501	2,914
August	2,674	2,733	3,364
September	3,191	3,309	3,961
October	3,367	3,927	4,726
November	3,777	4,651	5,066
December	4,287	5,562	5,297
January	4,394	5,971	5,697
February	5,348	6,488	6,340
March	6,309	6,743	6,595
April	6,627	6,767	
May	6,627	6,767	
June	6,627	6,767	

QUALITY (rolling 12 month period)

	Contract Quantity	Contract Base Number	Contract *	Area Team	Region	England
% of all assessments that were assess and fit appliances (case starts)	305	388	78.6%	61.0%	57.8%	60.1%
% of all assessments that were assess and refuse	61	388	15.7%	14.3%	11.2%	11.3%
% of all assessments that were assess and review	22	388	5.7%	24.7%	31.0%	28.6%
% of case starts with a reported IOTN of 3 and Aesthetic Component of 5 or below	0	305	N/A	0.1%	0.1%	0.1%
% of case starts with a reported IOTN of 3 and Aesthetic Component of 6 or above	7	305	2.3%	4.3%	4.1%	4.1%
% of case starts with a reported IOTN of 4	245	305	80.3%	78.1%	76.4%	77.7%
% of case starts with a reported IOTN of 5	50	305	16.4%	15.5%	17.7%	16.8 %
% of concluded courses in receipt of dual-arch fixed appliances	257	266	96.6%	63.5%	69.8%	73.8%
% of concluded courses where treatment was abandoned or discontinued	2	266	0.8%	8.4%	8.3%	7.0%
% of patients satisfied with the treatment they have received	10	10	100.0%	95.3%	96.6%	96.0%

* Figures in italics indicate that the base number is less than 100.

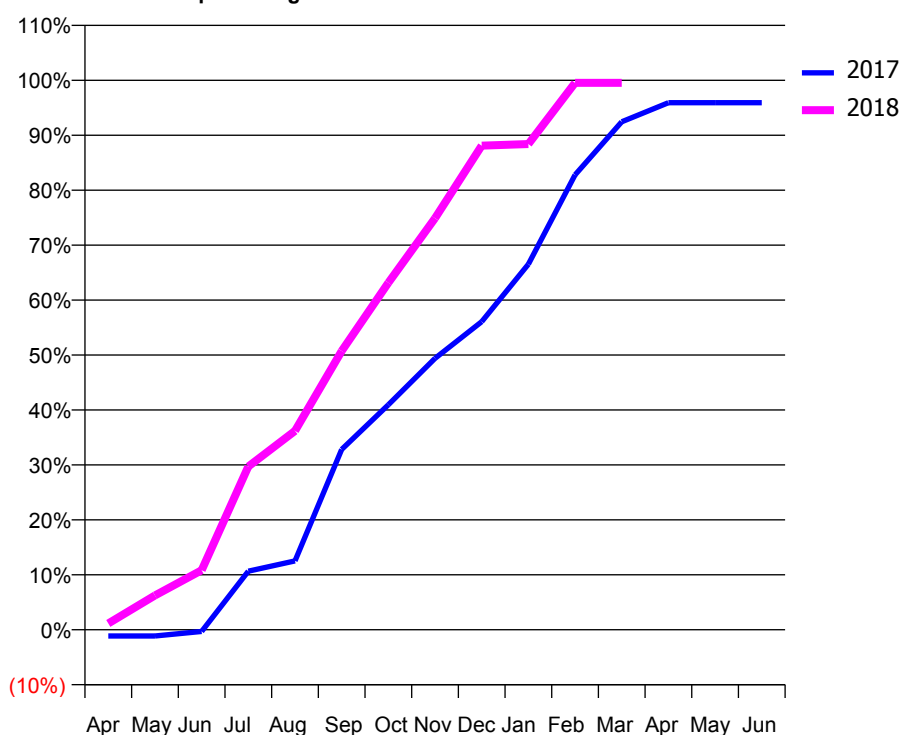
Q57 - Vital Signs Orthodontic At a Glance Contract Report for 737968/0001 - March 2018

Name or company name	Evergreen Dentistry	17/18 Contracted general activity (UDA)	0
Contract type name	PDS Contract	Carry forward general activity (UDA)	0
Purpose of contract	Orthodontic	17/18 Contracted orthodontic activity (UOA)	2,766
Contract start date	01/04/2006	Carry forward orthodontic activity (UOA)	0
Contract end date	31/03/2019	Baseline contract value	£179,855.04

ACCESS	Contract	England and Wales
24 month ratio of assessments to patient IDs	1.15	1.04

ACTIVITY	Contract
Contract assess and fit appliances (case starts) as a percentage of Area Team case starts	1.7 %

Cumulative percentage of contracted UOA delivered 2017 & 2018



Month	Adjusted Scheduled Activity (UOA)		
	2016	2017	2018
April	0	-32	32
May	228	-32	173
June	390	-9	300
July	508	295	822
August	886	347	1,001
September	1,207	908	1,403
October	1,589	1,133	1,747
November	1,843	1,366	2,072
December	2,006	1,551	2,437
January	2,077	1,840	2,445
February	2,303	2,290	2,753
March	2,334	2,557	2,753
April	2,377	2,653	
May	2,377	2,653	
June	2,377	2,653	

QUALITY (rolling 12 month period)

	Contract Quantity	Contract Base Number	Contract *	Area Team	Region	England
% of all assessments that were assess and fit appliances (case starts)	120	449	26.7%	61.0%	57.8%	60.1%
% of all assessments that were assess and refuse	29	449	6.5%	14.3%	11.2%	11.3%
% of all assessments that were assess and review	300	449	66.8%	24.7%	31.0%	28.6%
% of case starts with a reported IOTN of 3 and Aesthetic Component of 5 or below	0	120	N/A	0.1%	0.1%	0.1%
% of case starts with a reported IOTN of 3 and Aesthetic Component of 6 or above	0	120	N/A	4.3%	4.1%	4.1%
% of case starts with a reported IOTN of 4	97	120	80.8%	78.1%	76.4%	77.7%
% of case starts with a reported IOTN of 5	22	120	18.3%	15.5%	17.7%	16.8 %
% of concluded courses in receipt of dual-arch fixed appliances	0	118	N/A	63.5%	69.8%	73.8%
% of concluded courses where treatment was abandoned or discontinued	6	118	5.1%	8.4%	8.3%	7.0%
% of patients satisfied with the treatment they have received	9	9	100.0%	95.3%	96.6%	96.0%

* Figures in italics indicate that the base number is less than 100.

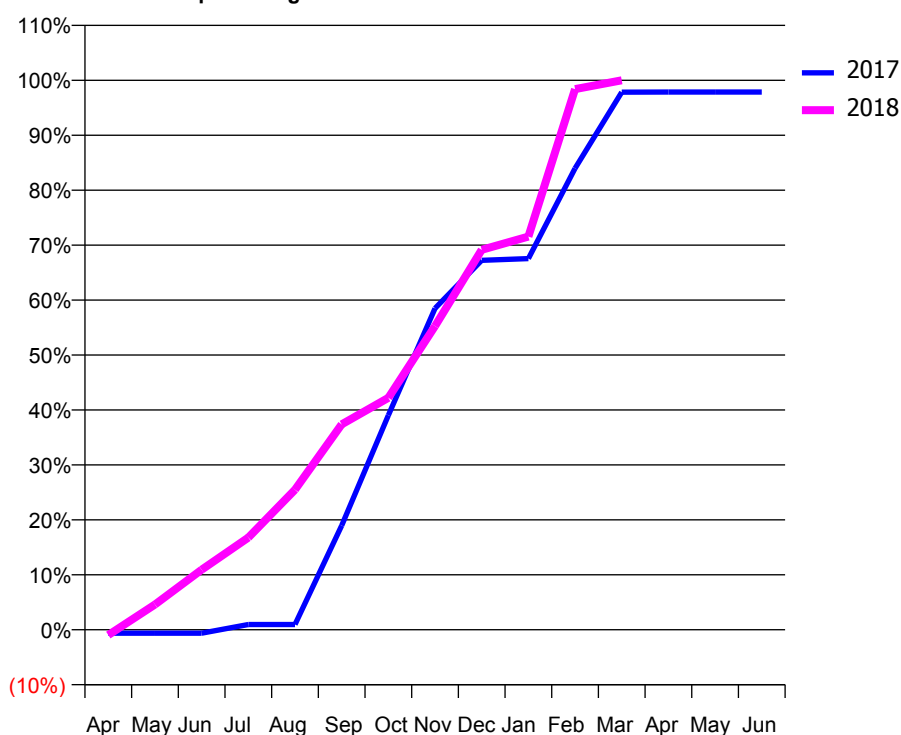
Q57 - Vital Signs Orthodontic At a Glance Contract Report for 739553/0001 - March 2018

Name or company name	Evergreen Dentistry	17/18 Contracted general activity (UDA)	0
Contract type name	PDS Contract	Carry forward general activity (UDA)	0
Purpose of contract	Orthodontic	17/18 Contracted orthodontic activity (UOA)	2,616
Contract start date	01/04/2006	Carry forward orthodontic activity (UOA)	56
Contract end date	31/03/2019	Baseline contract value	£170,138.18

ACCESS	Contract	England and Wales
24 month ratio of assessments to patient IDs	1.39	1.04

ACTIVITY	Contract
Contract assess and fit appliances (case starts) as a percentage of Area Team case starts	1.6 %

Cumulative percentage of contracted UOA delivered 2017 & 2018



Month	Adjusted Scheduled Activity (UOA)		
	2016	2017	2018
April	-40	-17	-26
May	42	-17	120
June	196	-17	286
July	554	25	439
August	801	25	667
September	1,089	496	978
October	1,156	1,021	1,104
November	1,278	1,530	1,446
December	1,644	1,759	1,809
January	1,828	1,767	1,872
February	2,010	2,197	2,574
March	2,423	2,559	2,616
April	2,507	2,560	
May	2,507	2,560	
June	2,633	2,560	

QUALITY (rolling 12 month period)	Contract Quantity	Contract Base Number	Contract *	Area Team	Region	England
% of all assessments that were assess and fit appliances (case starts)	115	395	29.1%	61.0%	57.8%	60.1%
% of all assessments that were assess and refuse	23	395	5.8%	14.3%	11.2%	11.3%
% of all assessments that were assess and review	257	395	65.1%	24.7%	31.0%	28.6%
% of case starts with a reported IOTN of 3 and Aesthetic Component of 5 or below	0	115	N/A	0.1%	0.1%	0.1%
% of case starts with a reported IOTN of 3 and Aesthetic Component of 6 or above	0	115	N/A	4.3%	4.1%	4.1%
% of case starts with a reported IOTN of 4	94	115	81.7%	78.1%	76.4%	77.7%
% of case starts with a reported IOTN of 5	20	115	17.4%	15.5%	17.7%	16.8 %
% of concluded courses in receipt of dual-arch fixed appliances	0	139	N/A	63.5%	69.8%	73.8%
% of concluded courses where treatment was abandoned or discontinued	9	139	6.5%	8.4%	8.3%	7.0%
% of patients satisfied with the treatment they have received	3	4	75.0%	95.3%	96.6%	96.0%

* Figures in italics indicate that the base number is less than 100.

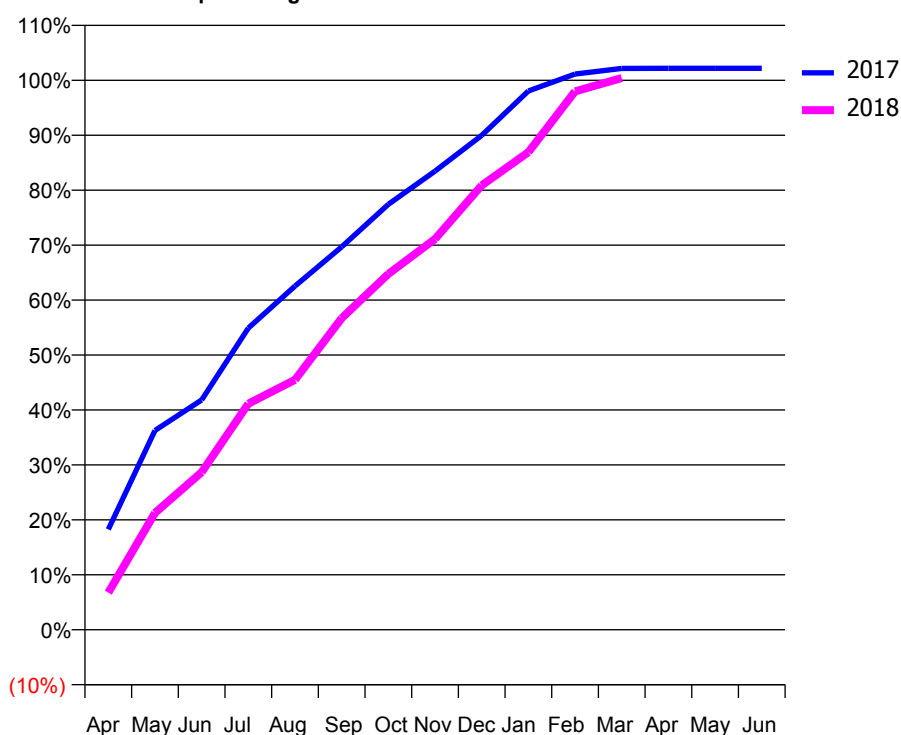
Q57 - Vital Signs Orthodontic At a Glance Contract Report for 825948/0008 - March 2018

Name or company name	MR JK KOTECHA	17/18 Contracted general activity (UDA)	0
Contract type name	PDS Contract	Carry forward general activity (UDA)	0
Purpose of contract	Orthodontic	17/18 Contracted orthodontic activity (UOA)	6,260
Contract start date	01/04/2013	Carry forward orthodontic activity (UOA)	-125
Contract end date	31/03/2019	Baseline contract value	£382,831.69

ACCESS	Contract	England and Wales
24 month ratio of assessments to patient IDs	1.00	1.04

ACTIVITY	Contract
Contract assess and fit appliances (case starts) as a percentage of Area Team case starts	4.1 %

Cumulative percentage of contracted UOA delivered 2017 & 2018



Month	Adjusted Scheduled Activity (UOA)		
	2016	2017	2018
April	322	1,139	423
May	2,234	2,262	1,331
June	2,516	2,609	1,795
July	3,017	3,426	2,575
August	3,453	3,903	2,848
September	3,945	4,347	3,549
October	4,523	4,830	4,053
November	5,199	5,208	4,452
December	5,665	5,613	5,062
January	5,794	6,117	5,441
February	6,250	6,309	6,134
March	6,252	6,373	6,285
April	6,269	6,374	
May	6,311	6,374	
June	6,311	6,374	

QUALITY (rolling 12 month period)

	Contract Quantity	Contract Base Number	Contract *	Area Team	Region	England
% of all assessments that were assess and fit appliances (case starts)	294	313	93.9%	61.0%	57.8%	60.1%
% of all assessments that were assess and refuse	6	313	1.9%	14.3%	11.2%	11.3%
% of all assessments that were assess and review	13	313	4.2%	24.7%	31.0%	28.6%
% of case starts with a reported IOTN of 3 and Aesthetic Component of 5 or below	0	294	N/A	0.1%	0.1%	0.1%
% of case starts with a reported IOTN of 3 and Aesthetic Component of 6 or above	31	294	10.5%	4.3%	4.1%	4.1%
% of case starts with a reported IOTN of 4	189	294	64.3%	78.1%	76.4%	77.7%
% of case starts with a reported IOTN of 5	74	294	25.2%	15.5%	17.7%	16.8 %
% of concluded courses in receipt of dual-arch fixed appliances	217	271	80.1%	63.5%	69.8%	73.8%
% of concluded courses where treatment was abandoned or discontinued	25	271	9.2%	8.4%	8.3%	7.0%
% of patients satisfied with the treatment they have received	1	1	100.0%	95.3%	96.6%	96.0%

* Figures in italics indicate that the base number is less than 100.

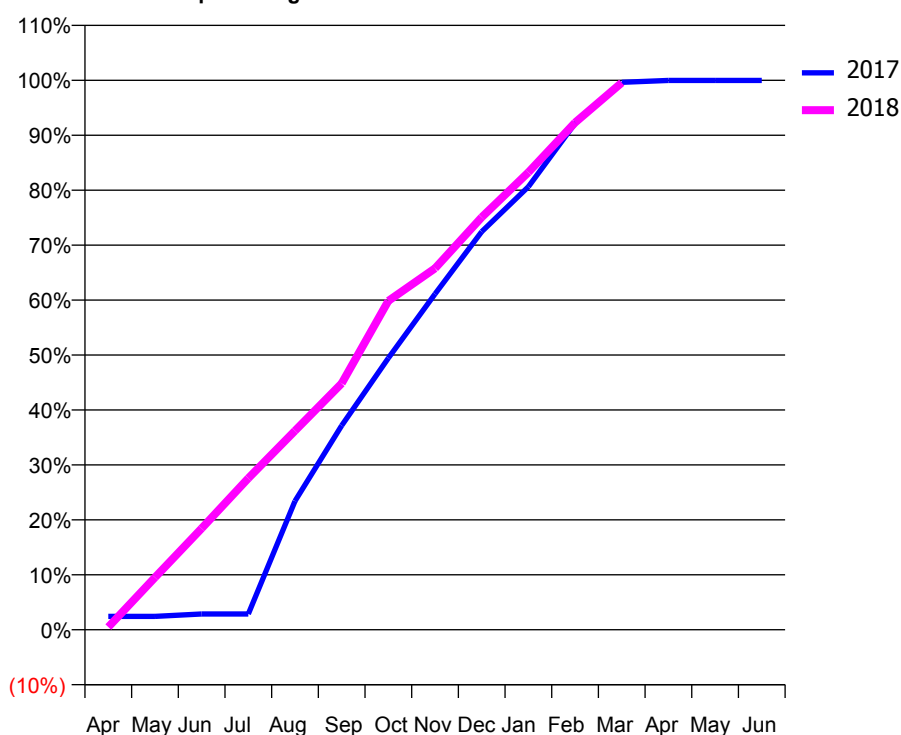
Q57 - Vital Signs Orthodontic At a Glance Contract Report for 890944/0003 - March 2018

Name or company name	MR AF CLOUGH	17/18 Contracted general activity (UDA)	0
Contract type name	PDS Contract	Carry forward general activity (UDA)	0
Purpose of contract	Orthodontic	17/18 Contracted orthodontic activity (UOA)	4,875
Contract start date	01/10/2006	Carry forward orthodontic activity (UOA)	1
Contract end date	31/03/2019	Baseline contract value	£314,592.44

ACCESS	Contract	England and Wales
24 month ratio of assessments to patient IDs	1.02	1.04

ACTIVITY	Contract
Contract assess and fit appliances (case starts) as a percentage of Area Team case starts	3.2 %

Cumulative percentage of contracted UOA delivered 2017 & 2018



Month	Adjusted Scheduled Activity (UOA)		
	2016	2017	2018
April	100	119	24
May	765	119	464
June	766	140	900
July	1,941	140	1,345
August	2,795	1,142	1,766
September	3,140	1,812	2,186
October	3,687	2,410	2,918
November	4,145	2,979	3,207
December	4,551	3,532	3,660
January	4,831	3,931	4,058
February	5,010	4,492	4,499
March	5,031	4,857	4,853
April	5,031	4,874	
May	5,031	4,874	
June	5,031	4,874	

QUALITY (rolling 12 month period)	Contract Quantity	Contract Base Number	Contract *	Area Team	Region	England
% of all assessments that were assess and fit appliances (case starts)	228	470	48.5%	61.0%	57.8%	60.1%
% of all assessments that were assess and refuse	177	470	37.7%	14.3%	11.2%	11.3%
% of all assessments that were assess and review	65	470	13.8%	24.7%	31.0%	28.6%
% of case starts with a reported IOTN of 3 and Aesthetic Component of 5 or below	0	228	N/A	0.1%	0.1%	0.1%
% of case starts with a reported IOTN of 3 and Aesthetic Component of 6 or above	0	228	N/A	4.3%	4.1%	4.1%
% of case starts with a reported IOTN of 4	197	228	86.4%	78.1%	76.4%	77.7%
% of case starts with a reported IOTN of 5	31	228	13.6%	15.5%	17.7%	16.8 %
% of concluded courses in receipt of dual-arch fixed appliances	0	154	N/A	63.5%	69.8%	73.8%
% of concluded courses where treatment was abandoned or discontinued	7	154	4.5%	8.4%	8.3%	7.0%
% of patients satisfied with the treatment they have received	6	6	100.0%	95.3%	96.6%	96.0%

* Figures in italics indicate that the base number is less than 100.

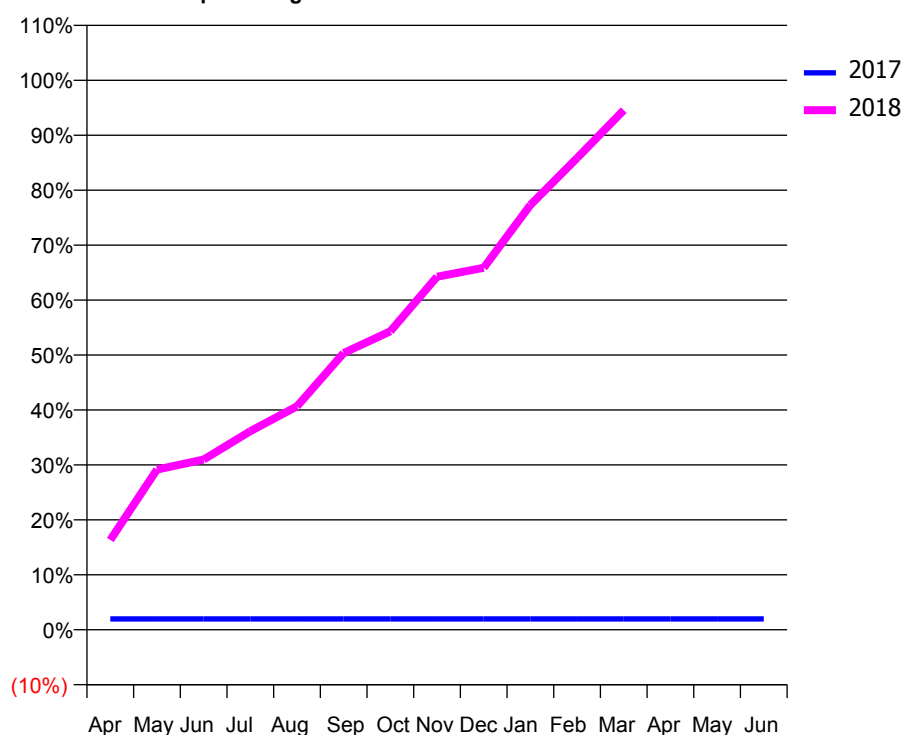
Q57 - Vital Signs Orthodontic At a Glance Contract Report for 913324/0003 - March 2018

Name or company name	MR CR BENTLEY	17/18 Contracted general activity (UDA)	0
Contract type name	GDS Contract	Carry forward general activity (UDA)	0
Purpose of contract	Orthodontic	17/18 Contracted orthodontic activity (UOA)	2,669
Contract start date	01/04/2015	Carry forward orthodontic activity (UOA)	-1
Contract end date		Baseline contract value	£169,940.41

ACCESS	Contract	England and Wales
24 month ratio of assessments to patient IDs	1.20	1.04

ACTIVITY	Contract
Contract assess and fit appliances (case starts) as a percentage of Area Team case starts	1.6 %

Cumulative percentage of contracted UOA delivered 2017 & 2018



Month	Adjusted Scheduled Activity (UOA)		
	2016	2017	2018
April	0	53	436
May	0	53	778
June	0	53	827
July	0	53	965
August	0	53	1,085
September	0	53	1,344
October	0	53	1,450
November	0	53	1,715
December	0	53	1,758
January	0	53	2,063
February	0	53	2,291
March	0	53	2,524
April	0	53	
May	0	53	
June	0	53	

QUALITY (rolling 12 month period)

	Contract Quantity	Contract Base Number	Contract *	Area Team	Region	England
% of all assessments that were assess and fit appliances (case starts)	114	242	47.1%	61.0%	57.8%	60.1%
% of all assessments that were assess and refuse	29	242	12.0%	14.3%	11.2%	11.3%
% of all assessments that were assess and review	99	242	40.9%	24.7%	31.0%	28.6%
% of case starts with a reported IOTN of 3 and Aesthetic Component of 5 or below	0	114	N/A	0.1%	0.1%	0.1%
% of case starts with a reported IOTN of 3 and Aesthetic Component of 6 or above	15	114	13.2%	4.3%	4.1%	4.1%
% of case starts with a reported IOTN of 4	95	114	83.3%	78.1%	76.4%	77.7%
% of case starts with a reported IOTN of 5	4	114	3.5%	15.5%	17.7%	16.8 %
% of concluded courses in receipt of dual-arch fixed appliances	0	109	N/A	63.5%	69.8%	73.8%
% of concluded courses where treatment was abandoned or discontinued	14	109	12.8%	8.4%	8.3%	7.0%
% of patients satisfied with the treatment they have received	2	2	100.0%	95.3%	96.6%	96.0%

* Figures in italics indicate that the base number is less than 100.

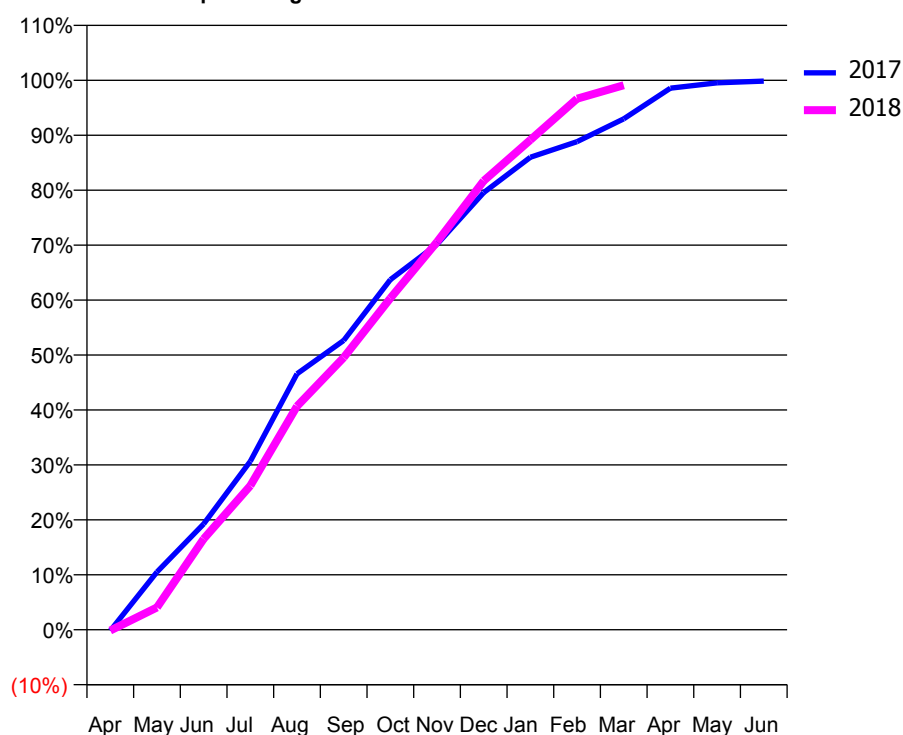
Q57 - Vital Signs Orthodontic At a Glance Contract Report for 913839/0001 - March 2018

Name or company name	MR PM PRABHAKAR RAO	17/18 Contracted general activity (UDA)	0
Contract type name	PDS Contract	Carry forward general activity (UDA)	0
Purpose of contract	Orthodontic	17/18 Contracted orthodontic activity (UOA)	7,000
Contract start date	01/04/2006	Carry forward orthodontic activity (UOA)	11
Contract end date	31/05/2018	Baseline contract value	£455,110.40

ACCESS	Contract	England and Wales
24 month ratio of assessments to patient IDs	1.03	1.04

ACTIVITY	Contract
Contract assess and fit appliances (case starts) as a percentage of Area Team case starts	4.8 %

Cumulative percentage of contracted UOA delivered 2017 & 2018



Month	Adjusted Scheduled Activity (UOA)		
	2016	2017	2018
April	0	-12	-11
May	484	736	285
June	1,185	1,348	1,157
July	2,229	2,147	1,836
August	2,737	3,261	2,848
September	3,330	3,685	3,468
October	3,800	4,460	4,223
November	4,539	4,911	4,940
December	5,240	5,569	5,719
January	5,506	6,019	6,241
February	6,110	6,218	6,764
March	6,387	6,508	6,937
April	6,886	6,899	
May	6,985	6,968	
June	6,988	6,989	

QUALITY (rolling 12 month period)	Contract Quantity	Contract Base Number	Contract *	Area Team	Region	England
% of all assessments that were assess and fit appliances (case starts)	343	861	39.8%	61.0%	57.8%	60.1%
% of all assessments that were assess and refuse	197	861	22.9%	14.3%	11.2%	11.3%
% of all assessments that were assess and review	321	861	37.3%	24.7%	31.0%	28.6%
% of case starts with a reported IOTN of 3 and Aesthetic Component of 5 or below	0	343	N/A	0.1%	0.1%	0.1%
% of case starts with a reported IOTN of 3 and Aesthetic Component of 6 or above	32	343	9.3%	4.3%	4.1%	4.1%
% of case starts with a reported IOTN of 4	272	343	79.3%	78.1%	76.4%	77.7%
% of case starts with a reported IOTN of 5	39	343	11.4%	15.5%	17.7%	16.8 %
% of concluded courses in receipt of dual-arch fixed appliances	414	567	73.0%	63.5%	69.8%	73.8%
% of concluded courses where treatment was abandoned or discontinued	77	567	13.6%	8.4%	8.3%	7.0%
% of patients satisfied with the treatment they have received	12	12	100.0%	95.3%	96.6%	96.0%

* Figures in italics indicate that the base number is less than 100.

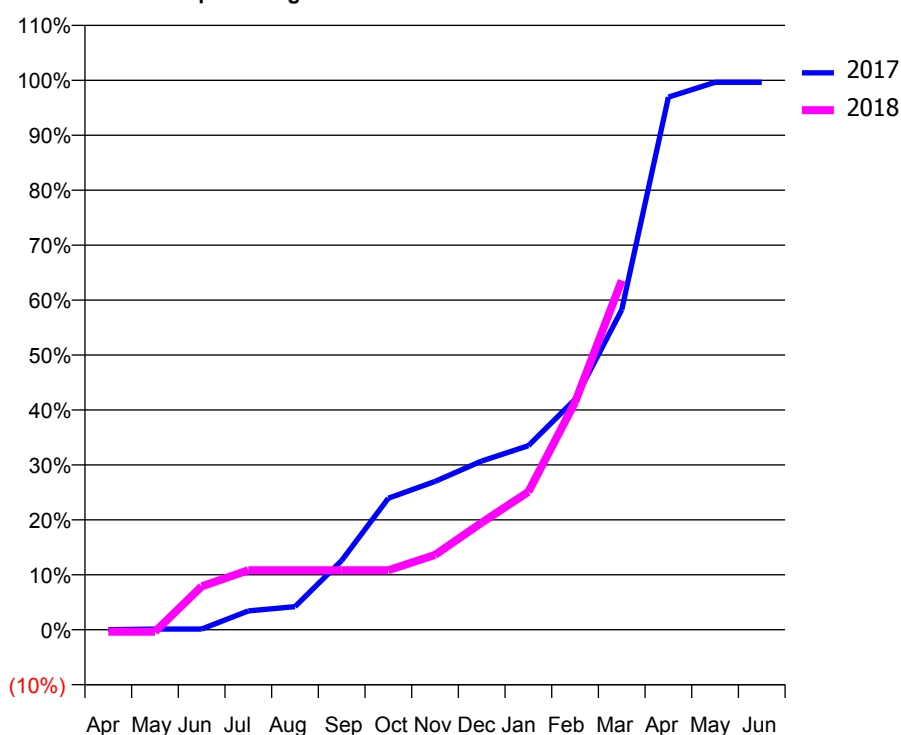
Q58 - Vital Signs Orthodontic At a Glance Contract Report for 100041/0000 - March 2018

Name or company name	2:30 Ltd	17/18 Contracted general activity (UDA)	31,550
Contract type name	GDS Contract	Carry forward general activity (UDA)	4,045
Purpose of contract	General and Orthodontic	17/18 Contracted orthodontic activity (UOA)	785
Contract start date	01/04/2016	Carry forward orthodontic activity (UOA)	3
Contract end date		Baseline contract value	£943,035.11

ACCESS	Contract	England and Wales
24 month ratio of assessments to patient IDs	1.02	1.04

ACTIVITY	Contract
Contract assess and fit appliances (case starts) as a percentage of Area Team case starts	0.3 %

Cumulative percentage of contracted UOA delivered 2017 & 2018



Month	Adjusted Scheduled Activity (UOA)		
	2016	2017	2018
April	0	0	-3
May	0	1	-3
June	0	1	62
July	0	27	85
August	0	33	85
September	0	99	85
October	0	188	85
November	0	212	107
December	0	241	153
January	0	263	197
February	0	329	325
March	0	457	499
April	0	761	
May	0	782	
June	0	782	

QUALITY (rolling 12 month period)	Contract Quantity	Contract Base Number	Contract *	Area Team	Region	England
% of all assessments that were assess and fit appliances (case starts)	38	67	56.7%	69.7%	57.8%	60.1%
% of all assessments that were assess and refuse	0	67	0.0%	8.5%	11.2%	11.3%
% of all assessments that were assess and review	29	67	43.3%	21.8%	31.0%	28.6%
% of case starts with a reported IOTN of 3 and Aesthetic Component of 5 or below	0	38	N/A	0.2%	0.1%	0.1%
% of case starts with a reported IOTN of 3 and Aesthetic Component of 6 or above	0	38	N/A	5.8%	4.1%	4.1%
% of case starts with a reported IOTN of 4	31	38	81.6%	75.5%	76.4%	77.7%
% of case starts with a reported IOTN of 5	7	38	18.4%	18.1%	17.7%	16.8 %
% of concluded courses in receipt of dual-arch fixed appliances	0	1	N/A	74.5%	69.8%	73.8%
% of concluded courses where treatment was abandoned or discontinued	0	1	0.0%	6.2%	8.3%	7.0%
% of patients satisfied with the treatment they have received	2	2	100.0%	95.7%	96.6%	96.0%

* Figures in italics indicate that the base number is less than 100.

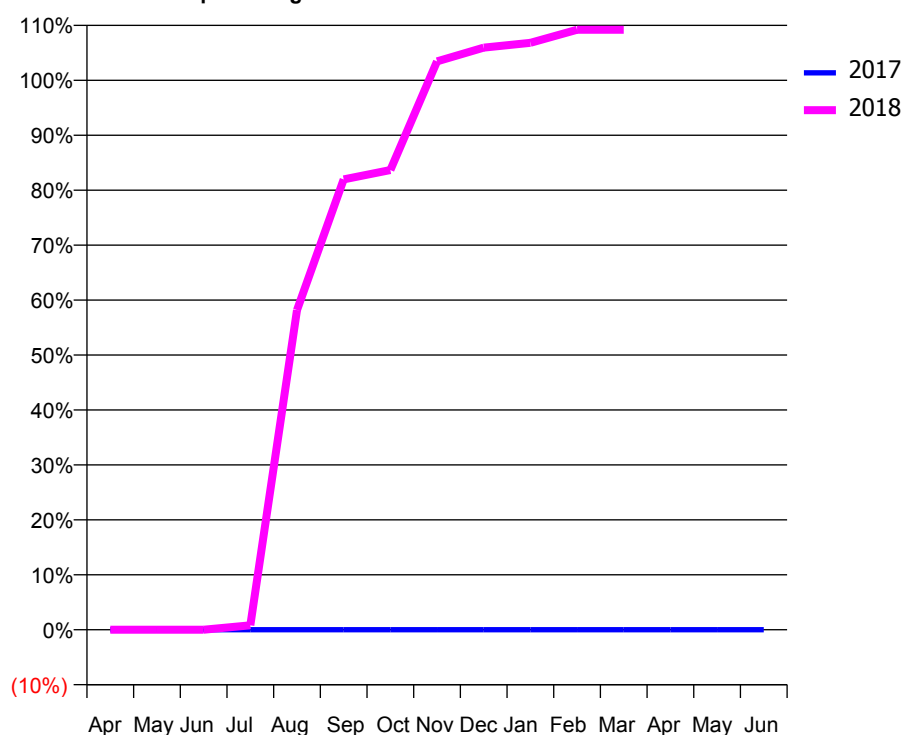
Q58 - Vital Signs Orthodontic At a Glance Contract Report for 100309/0000 - March 2018

Name or company name	MRS AA SOYOMBO	17/18 Contracted general activity (UDA)	0
Contract type name	PDS Contract	Carry forward general activity (UDA)	0
Purpose of contract	Orthodontic	17/18 Contracted orthodontic activity (UOA)	2,700
Contract start date	01/02/2017	Carry forward orthodontic activity (UOA)	0
Contract end date	31/03/2018	Baseline contract value	£177,063.78

ACCESS	Contract	England and Wales
24 month ratio of assessments to patient IDs	1.05	1.04

ACTIVITY	Contract
Contract assess and fit appliances (case starts) as a percentage of Area Team case starts	0.9 %

Cumulative percentage of contracted UOA delivered 2017 & 2018



Month	Adjusted Scheduled Activity (UOA)		
	2016	2017	2018
April	0	0	0
May	0	0	0
June	0	0	0
July	0	0	22
August	0	0	1,571
September	0	0	2,213
October	0	0	2,259
November	0	0	2,793
December	0	0	2,860
January	0	0	2,884
February	0	0	2,948
March	0	0	2,948
April	0	0	
May	0	0	
June	0	0	

QUALITY (rolling 12 month period)

	Contract Quantity	Contract Base Number	Contract *	Area Team	Region	England
% of all assessments that were assess and fit appliances (case starts)	135	216	62.5%	69.7%	57.8%	60.1%
% of all assessments that were assess and refuse	1	216	0.5%	8.5%	11.2%	11.3%
% of all assessments that were assess and review	80	216	37.0%	21.8%	31.0%	28.6%
% of case starts with a reported IOTN of 3 and Aesthetic Component of 5 or below	0	135	N/A	0.2%	0.1%	0.1%
% of case starts with a reported IOTN of 3 and Aesthetic Component of 6 or above	0	135	N/A	5.8%	4.1%	4.1%
% of case starts with a reported IOTN of 4	132	135	97.8%	75.5%	76.4%	77.7%
% of case starts with a reported IOTN of 5	1	135	0.7%	18.1%	17.7%	16.8 %
% of concluded courses in receipt of dual-arch fixed appliances	0	1	N/A	74.5%	69.8%	73.8%
% of concluded courses where treatment was abandoned or discontinued	1	1	100.0%	6.2%	8.3%	7.0%
% of patients satisfied with the treatment they have received	0	0	N/A	95.7%	96.6%	96.0%

* Figures in italics indicate that the base number is less than 100.

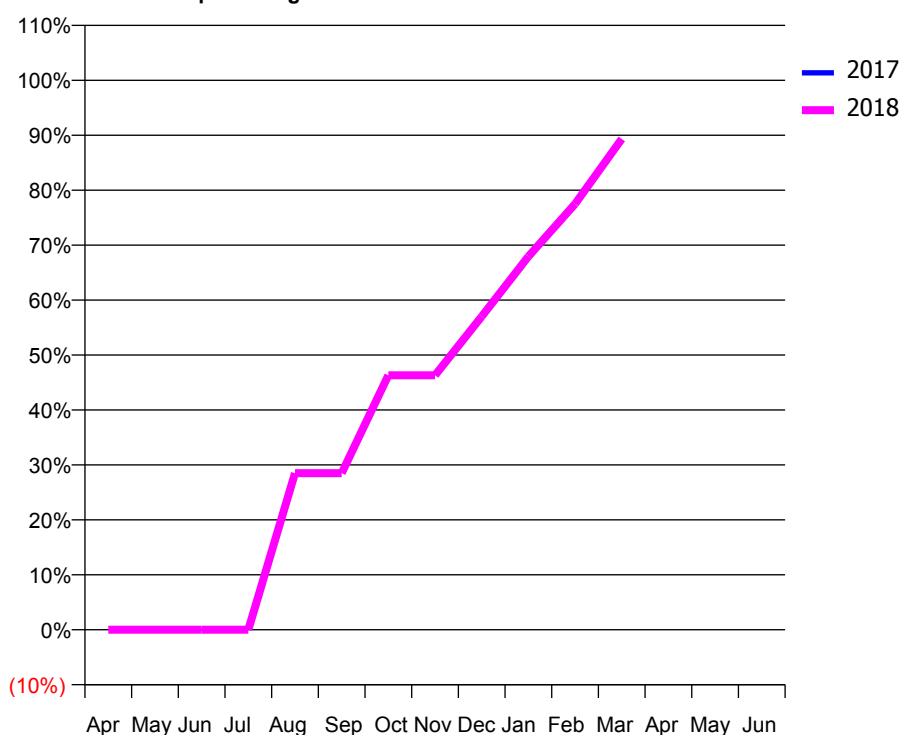
Q58 - Vital Signs Orthodontic At a Glance Contract Report for 100339/0000 - March 2018

Name or company name	Oradi Ltd	17/18 Contracted general activity (UDA)	0
Contract type name	PDS Contract	Carry forward general activity (UDA)	0
Purpose of contract	Orthodontic	17/18 Contracted orthodontic activity (UOA)	1,768
Contract start date	01/04/2017	Carry forward orthodontic activity (UOA)	0
Contract end date	31/03/2026	Baseline contract value	£117,144.04

ACCESS	Contract	England and Wales
24 month ratio of assessments to patient IDs	1.23	1.04

ACTIVITY	Contract
Contract assess and fit appliances (case starts) as a percentage of Area Team case starts	0.7 %

Cumulative percentage of contracted UOA delivered 2017 & 2018



Month	Adjusted Scheduled Activity (UOA)		
	2016	2017	2018
April	0	0	0
May	0	0	0
June	0	0	0
July	0	0	0
August	0	0	504
September	0	0	504
October	0	0	819
November	0	0	819
December	0	0	1,008
January	0	0	1,201
February	0	0	1,370
March	0	0	1,579
April	0	0	
May	0	0	
June	0	0	

QUALITY (rolling 12 month period)

	Contract Quantity	Contract Base Number	Contract *	Area Team	Region	England
% of all assessments that were assess and fit appliances (case starts)	97	122	79.5%	69.7%	57.8%	60.1%
% of all assessments that were assess and refuse	7	122	5.7%	8.5%	11.2%	11.3%
% of all assessments that were assess and review	18	122	14.8%	21.8%	31.0%	28.6%
% of case starts with a reported IOTN of 3 and Aesthetic Component of 5 or below	0	97	<i>N/A</i>	0.2%	0.1%	0.1%
% of case starts with a reported IOTN of 3 and Aesthetic Component of 6 or above	7	97	7.2%	5.8%	4.1%	4.1%
% of case starts with a reported IOTN of 4	82	97	84.5%	75.5%	76.4%	77.7%
% of case starts with a reported IOTN of 5	8	97	8.2%	18.1%	17.7%	16.8 %
% of concluded courses in receipt of dual-arch fixed appliances	7	47	14.9%	74.5%	69.8%	73.8%
% of concluded courses where treatment was abandoned or discontinued	2	47	4.3%	6.2%	8.3%	7.0%
% of patients satisfied with the treatment they have received	2	2	100.0%	95.7%	96.6%	96.0%

* Figures in italics indicate that the base number is less than 100.

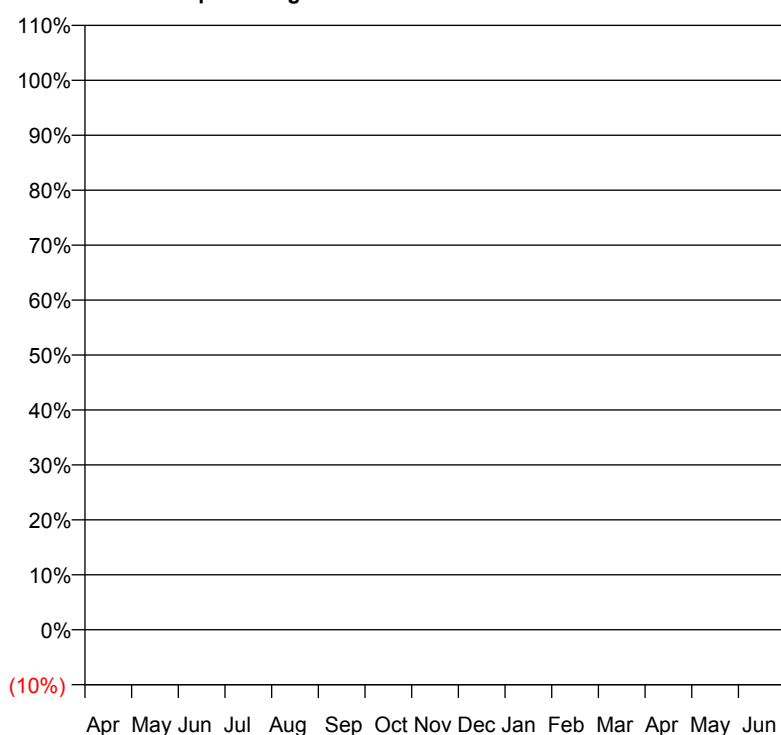
Q58 - Vital Signs Orthodontic At a Glance Contract Report for 101370/0065 - March 2018

Name or company name	Petrie Tucker and Partners Ltd	17/18 Contracted general activity (UDA)	21,251
Contract type name	GDS Contract	Carry forward general activity (UDA)	0
Purpose of contract	General	17/18 Contracted orthodontic activity (UOA)	0
Contract start date	01/04/2006	Carry forward orthodontic activity (UOA)	0
Contract end date		Baseline contract value	£511,730.57

ACCESS	Contract	England and Wales
24 month ratio of assessments to patient IDs	2.00	1.04

ACTIVITY	Contract
Contract assess and fit appliances (case starts) as a percentage of Area Team case starts	0.0 %

Cumulative percentage of contracted UOA delivered 2017 & 2018



— 2017
— 2018

Month	Adjusted Scheduled Activity (UOA)		
	2016	2017	2018
April	0	0	0
May	0	0	0
June	0	0	0
July	0	0	0
August	0	0	0
September	0	0	0
October	0	0	0
November	0	0	0
December	0	1	0
January	0	1	0
February	0	1	0
March	0	1	2
April	0	1	
May	0	1	
June	0	1	

QUALITY (rolling 12 month period)

	Contract Quantity	Contract Base Number	Contract *	Area Team	Region	England
% of all assessments that were assess and fit appliances (case starts)	0	2	0.0%	69.7%	57.8%	60.1%
% of all assessments that were assess and refuse	0	2	0.0%	8.5%	11.2%	11.3%
% of all assessments that were assess and review	2	2	100.0%	21.8%	31.0%	28.6%
% of case starts with a reported IOTN of 3 and Aesthetic Component of 5 or below	0	0	N/A	0.2%	0.1%	0.1%
% of case starts with a reported IOTN of 3 and Aesthetic Component of 6 or above	0	0	N/A	5.8%	4.1%	4.1%
% of case starts with a reported IOTN of 4	0	0	N/A	75.5%	76.4%	77.7%
% of case starts with a reported IOTN of 5	0	0	N/A	18.1%	17.7%	16.8 %
% of concluded courses in receipt of dual-arch fixed appliances	0	0	N/A	74.5%	69.8%	73.8%
% of concluded courses where treatment was abandoned or discontinued	0	0	N/A	6.2%	8.3%	7.0%
% of patients satisfied with the treatment they have received	0	0	N/A	95.7%	96.6%	96.0%

* Figures in italics indicate that the base number is less than 100.

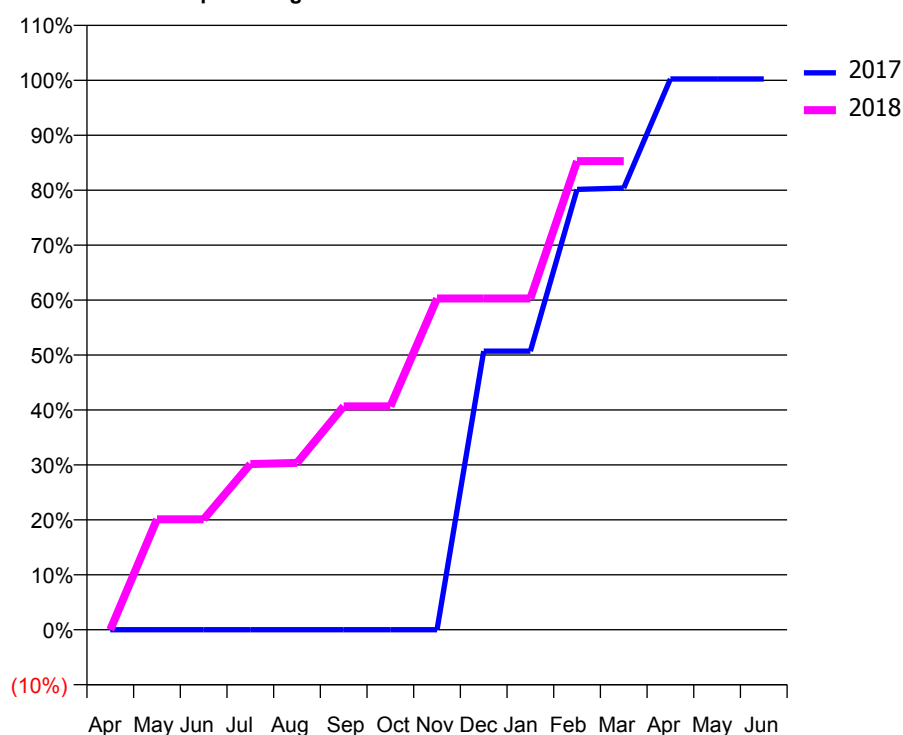
Q58 - Vital Signs Orthodontic At a Glance Contract Report for 101435/0003 - March 2018

Name or company name	IDH Limited	17/18 Contracted general activity (UDA)	15,825
Contract type name	GDS Contract	Carry forward general activity (UDA)	0
Purpose of contract	General and Orthodontic	17/18 Contracted orthodontic activity (UOA)	428
Contract start date	01/04/2006	Carry forward orthodontic activity (UOA)	0
Contract end date		Baseline contract value	£422,199.17

ACCESS	Contract	England and Wales
24 month ratio of assessments to patient IDs	1.00	1.04

ACTIVITY	Contract
Contract assess and fit appliances (case starts) as a percentage of Area Team case starts	0.2 %

Cumulative percentage of contracted UOA delivered 2017 & 2018



Month	Adjusted Scheduled Activity (UOA)		
	2016	2017	2018
April	-5	0	0
May	24	0	86
June	24	0	86
July	111	0	129
August	113	0	130
September	136	0	174
October	222	0	174
November	222	0	258
December	222	217	258
January	311	217	258
February	311	343	365
March	311	344	365
April	311	429	
May	311	429	
June	311	429	

QUALITY (rolling 12 month period)

	Contract Quantity	Contract Base Number	Contract *	Area Team	Region	England
% of all assessments that were assess and fit appliances (case starts)	23	32	71.9%	69.7%	57.8%	60.1%
% of all assessments that were assess and refuse	6	32	18.8%	8.5%	11.2%	11.3%
% of all assessments that were assess and review	3	32	9.4%	21.8%	31.0%	28.6%
% of case starts with a reported IOTN of 3 and Aesthetic Component of 5 or below	0	23	<i>N/A</i>	0.2%	0.1%	0.1%
% of case starts with a reported IOTN of 3 and Aesthetic Component of 6 or above	2	23	8.7%	5.8%	4.1%	4.1%
% of case starts with a reported IOTN of 4	19	23	82.6%	75.5%	76.4%	77.7%
% of case starts with a reported IOTN of 5	2	23	8.7%	18.1%	17.7%	16.8 %
% of concluded courses in receipt of dual-arch fixed appliances	0	0	<i>N/A</i>	74.5%	69.8%	73.8%
% of concluded courses where treatment was abandoned or discontinued	0	0	<i>N/A</i>	6.2%	8.3%	7.0%
% of patients satisfied with the treatment they have received	1	1	100.0%	95.7%	96.6%	96.0%

* Figures in italics indicate that the base number is less than 100.

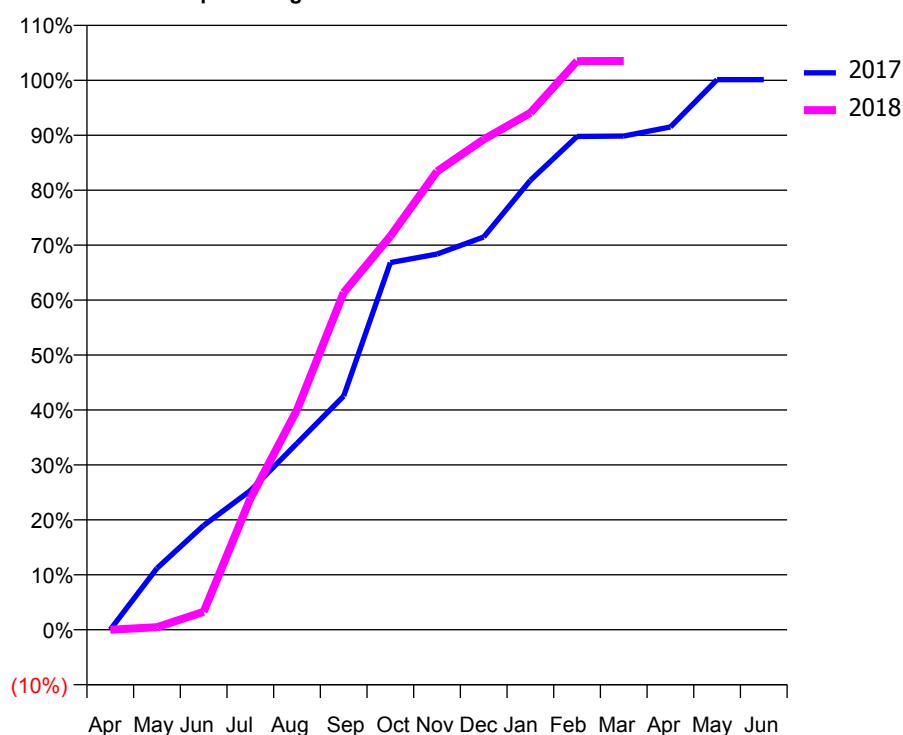
Q58 - Vital Signs Orthodontic At a Glance Contract Report for 106194/0003 - March 2018

Name or company name	Weston Favell Dental Surgery	17/18 Contracted general activity (UDA)	0
Contract type name	GDS Contract	Carry forward general activity (UDA)	0
Purpose of contract	Orthodontic	17/18 Contracted orthodontic activity (UOA)	2,697
Contract start date	01/04/2006	Carry forward orthodontic activity (UOA)	0
Contract end date		Baseline contract value	£176,875.94

ACCESS	Contract	England and Wales
24 month ratio of assessments to patient IDs	1.04	1.04

ACTIVITY	Contract
Contract assess and fit appliances (case starts) as a percentage of Area Team case starts	1.0 %

Cumulative percentage of contracted UOA delivered 2017 & 2018



Month	Adjusted Scheduled Activity (UOA)		
	2016	2017	2018
April	-74	1	0
May	-74	302	13
June	-72	512	88
July	684	683	644
August	710	915	1,079
September	765	1,147	1,655
October	1,181	1,802	1,932
November	1,456	1,844	2,250
December	1,643	1,928	2,407
January	1,839	2,206	2,537
February	2,063	2,421	2,791
March	2,201	2,423	2,792
April	2,201	2,468	
May	2,201	2,700	
June	2,202	2,700	

QUALITY (rolling 12 month period)

	Contract Quantity	Contract Base Number	Contract *	Area Team	Region	England
% of all assessments that were assess and fit appliances (case starts)	143	270	53.0%	69.7%	57.8%	60.1%
% of all assessments that were assess and refuse	59	270	21.9%	8.5%	11.2%	11.3%
% of all assessments that were assess and review	68	270	25.2%	21.8%	31.0%	28.6%
% of case starts with a reported IOTN of 3 and Aesthetic Component of 5 or below	0	143	N/A	0.2%	0.1%	0.1%
% of case starts with a reported IOTN of 3 and Aesthetic Component of 6 or above	4	143	2.8%	5.8%	4.1%	4.1%
% of case starts with a reported IOTN of 4	122	143	85.3%	75.5%	76.4%	77.7%
% of case starts with a reported IOTN of 5	17	143	11.9%	18.1%	17.7%	16.8 %
% of concluded courses in receipt of dual-arch fixed appliances	8	39	20.5%	74.5%	69.8%	73.8%
% of concluded courses where treatment was abandoned or discontinued	14	39	35.9%	6.2%	8.3%	7.0%
% of patients satisfied with the treatment they have received	1	2	50.0%	95.7%	96.6%	96.0%

* Figures in italics indicate that the base number is less than 100.

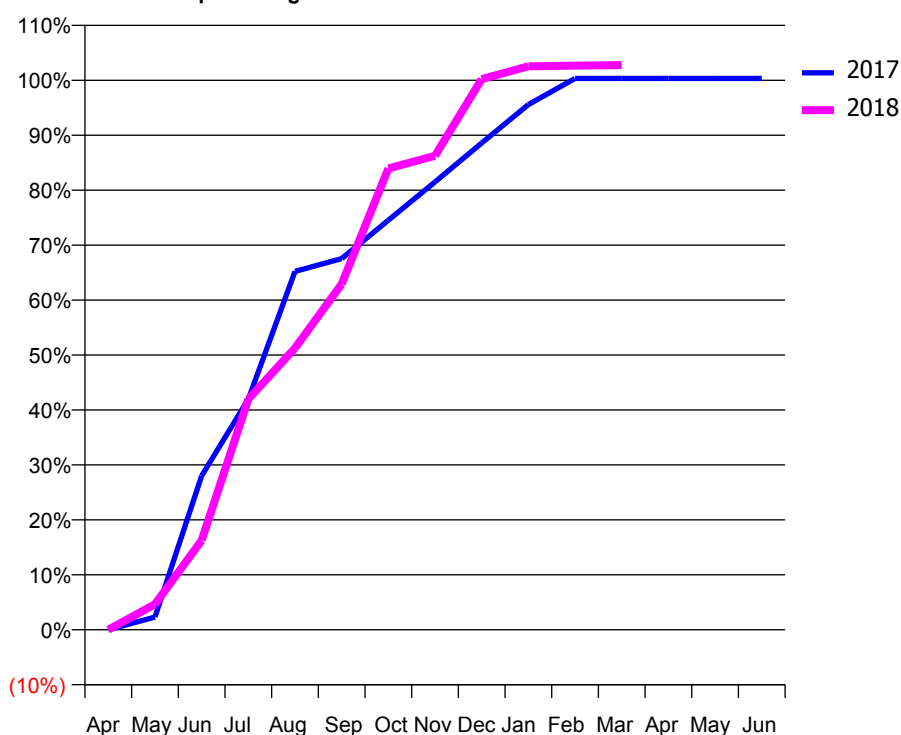
Q58 - Vital Signs Orthodontic At a Glance Contract Report for 107581/0003 - March 2018

Name or company name	Mr R Naidoo and Mrs S Naidoo	17/18 Contracted general activity (UDA)	0
Contract type name	GDS Contract	Carry forward general activity (UDA)	0
Purpose of contract	General and Orthodontic	17/18 Contracted orthodontic activity (UOA)	903
Contract start date	01/04/2006	Carry forward orthodontic activity (UOA)	0
Contract end date		Baseline contract value	£59,220.58

ACCESS	Contract	England and Wales
24 month ratio of assessments to patient IDs	1.00	1.04

ACTIVITY	Contract
Contract assess and fit appliances (case starts) as a percentage of Area Team case starts	0.3 %

Cumulative percentage of contracted UOA delivered 2017 & 2018



Month	Adjusted Scheduled Activity (UOA)		
	2016	2017	2018
April	18	0	0
May	18	21	42
June	144	253	147
July	293	379	379
August	356	589	463
September	440	610	568
October	504	673	758
November	567	736	779
December	735	800	905
January	882	863	926
February	945	906	927
March	945	906	928
April	945	906	
May	945	906	
June	945	906	

QUALITY (rolling 12 month period)

	Contract Quantity	Contract Base Number	Contract *	Area Team	Region	England
% of all assessments that were assess and fit appliances (case starts)	44	48	91.7%	69.7%	57.8%	60.1%
% of all assessments that were assess and refuse	1	48	2.1%	8.5%	11.2%	11.3%
% of all assessments that were assess and review	3	48	6.3%	21.8%	31.0%	28.6%
% of case starts with a reported IOTN of 3 and Aesthetic Component of 5 or below	0	44	N/A	0.2%	0.1%	0.1%
% of case starts with a reported IOTN of 3 and Aesthetic Component of 6 or above	6	44	13.6%	5.8%	4.1%	4.1%
% of case starts with a reported IOTN of 4	30	44	68.2%	75.5%	76.4%	77.7%
% of case starts with a reported IOTN of 5	8	44	18.2%	18.1%	17.7%	16.8 %
% of concluded courses in receipt of dual-arch fixed appliances	0	40	N/A	74.5%	69.8%	73.8%
% of concluded courses where treatment was abandoned or discontinued	4	40	10.0%	6.2%	8.3%	7.0%
% of patients satisfied with the treatment they have received	1	1	100.0%	95.7%	96.6%	96.0%

* Figures in italics indicate that the base number is less than 100.

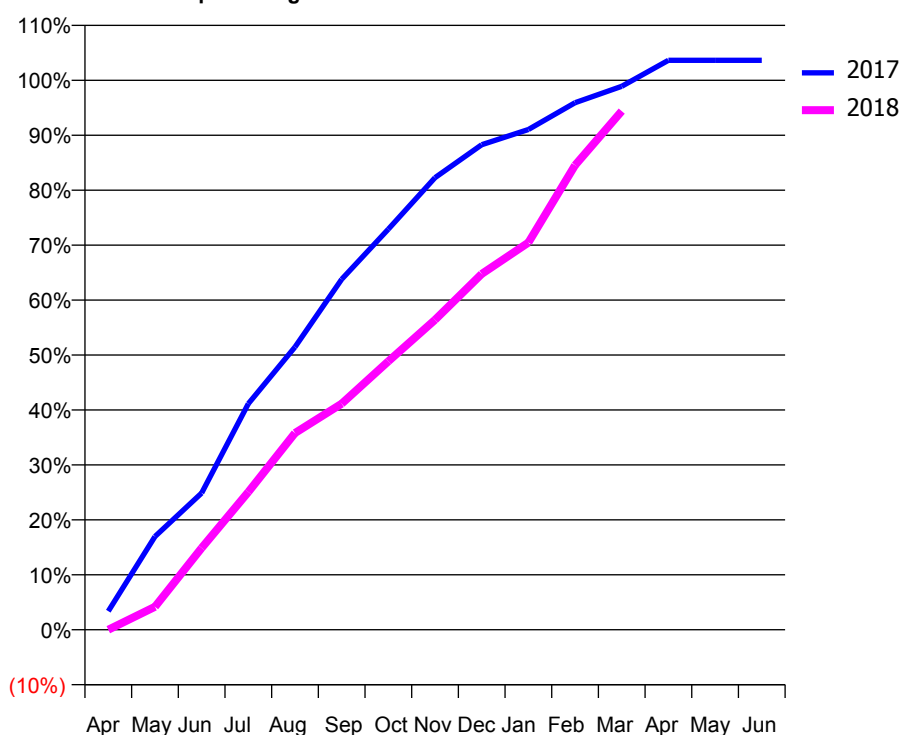
Q58 - Vital Signs Orthodontic At a Glance Contract Report for 119202/0001 - March 2018

Name or company name	Orthostyle Limited	17/18 Contracted general activity (UDA)	0
Contract type name	PDS Contract	Carry forward general activity (UDA)	0
Purpose of contract	Orthodontic	17/18 Contracted orthodontic activity (UOA)	13,103
Contract start date	01/04/2007	Carry forward orthodontic activity (UOA)	0
Contract end date	30/11/2019	Baseline contract value	£859,328.10

ACCESS	Contract	England and Wales
24 month ratio of assessments to patient IDs	1.01	1.04

ACTIVITY	Contract
Contract assess and fit appliances (case starts) as a percentage of Area Team case starts	4.1 %

Cumulative percentage of contracted UOA delivered 2017 & 2018



Month	Adjusted Scheduled Activity (UOA)		
	2016	2017	2018
April	306	444	0
May	3,423	2,225	550
June	4,973	3,261	1,951
July	7,199	5,390	3,287
August	8,237	6,741	4,693
September	9,092	8,358	5,390
October	10,664	9,553	6,401
November	11,779	10,780	7,392
December	12,637	11,565	8,485
January	12,814	11,929	9,231
February	13,255	12,567	11,075
March	13,264	12,958	12,369
April	13,524	13,578	
May	13,528	13,578	
June	13,549	13,579	

QUALITY (rolling 12 month period)	Contract Quantity	Contract Base Number	Contract *	Area Team	Region	England
% of all assessments that were assess and fit appliances (case starts)	605	962	62.9%	69.7%	57.8%	60.1%
% of all assessments that were assess and refuse	68	962	7.1%	8.5%	11.2%	11.3%
% of all assessments that were assess and review	289	962	30.0%	21.8%	31.0%	28.6%
% of case starts with a reported IOTN of 3 and Aesthetic Component of 5 or below	0	605	N/A	0.2%	0.1%	0.1%
% of case starts with a reported IOTN of 3 and Aesthetic Component of 6 or above	4	605	0.7%	5.8%	4.1%	4.1%
% of case starts with a reported IOTN of 4	479	605	79.2%	75.5%	76.4%	77.7%
% of case starts with a reported IOTN of 5	122	605	20.2%	18.1%	17.7%	16.8 %
% of concluded courses in receipt of dual-arch fixed appliances	540	593	91.1%	74.5%	69.8%	73.8%
% of concluded courses where treatment was abandoned or discontinued	37	593	6.2%	6.2%	8.3%	7.0%
% of patients satisfied with the treatment they have received	13	14	92.9%	95.7%	96.6%	96.0%

* Figures in italics indicate that the base number is less than 100.

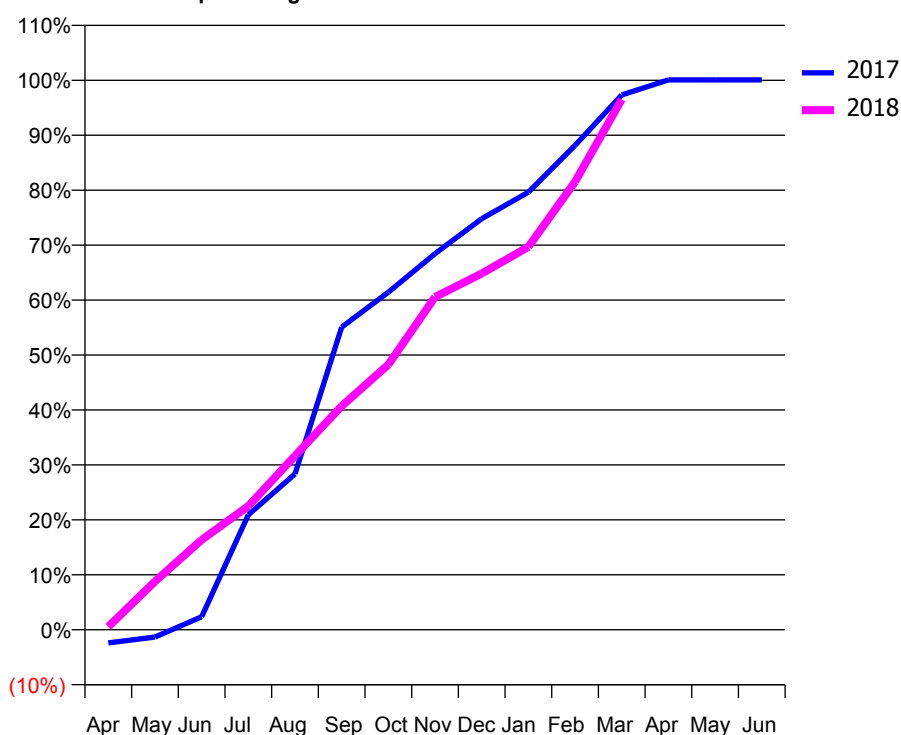
Q58 - Vital Signs Orthodontic At a Glance Contract Report for 126047/0002 - March 2018

Name or company name	Conation Partners Ltd	17/18 Contracted general activity (UDA)	0
Contract type name	PDS Contract	Carry forward general activity (UDA)	0
Purpose of contract	Orthodontic	17/18 Contracted orthodontic activity (UOA)	3,960
Contract start date	01/10/2012	Carry forward orthodontic activity (UOA)	0
Contract end date	31/03/2019	Baseline contract value	£231,039.79

ACCESS	Contract	England and Wales
24 month ratio of assessments to patient IDs	1.01	1.04

ACTIVITY	Contract
Contract assess and fit appliances (case starts) as a percentage of Area Team case starts	1.3 %

Cumulative percentage of contracted UOA delivered 2017 & 2018



Month	Adjusted Scheduled Activity (UOA)		
	2016	2017	2018
April	-138	-96	22
May	-9	-53	348
June	133	94	648
July	341	829	891
August	479	1,123	1,254
September	834	2,181	1,612
October	1,005	2,433	1,911
November	1,645	2,710	2,398
December	1,928	2,962	2,567
January	2,108	3,153	2,759
February	2,206	3,491	3,228
March	2,821	3,854	3,822
April	3,778	3,963	
May	3,799	3,963	
June	3,799	3,963	

QUALITY (rolling 12 month period)

	Contract Quantity	Contract Base Number	Contract *	Area Team	Region	England
% of all assessments that were assess and fit appliances (case starts)	189	247	76.5%	69.7%	57.8%	60.1%
% of all assessments that were assess and refuse	50	247	20.2%	8.5%	11.2%	11.3%
% of all assessments that were assess and review	8	247	3.2%	21.8%	31.0%	28.6%
% of case starts with a reported IOTN of 3 and Aesthetic Component of 5 or below	0	189	N/A	0.2%	0.1%	0.1%
% of case starts with a reported IOTN of 3 and Aesthetic Component of 6 or above	4	189	2.1%	5.8%	4.1%	4.1%
% of case starts with a reported IOTN of 4	149	189	78.8%	75.5%	76.4%	77.7%
% of case starts with a reported IOTN of 5	35	189	18.5%	18.1%	17.7%	16.8 %
% of concluded courses in receipt of dual-arch fixed appliances	110	158	69.6%	74.5%	69.8%	73.8%
% of concluded courses where treatment was abandoned or discontinued	11	158	7.0%	6.2%	8.3%	7.0%
% of patients satisfied with the treatment they have received	5	5	100.0%	95.7%	96.6%	96.0%

* Figures in italics indicate that the base number is less than 100.

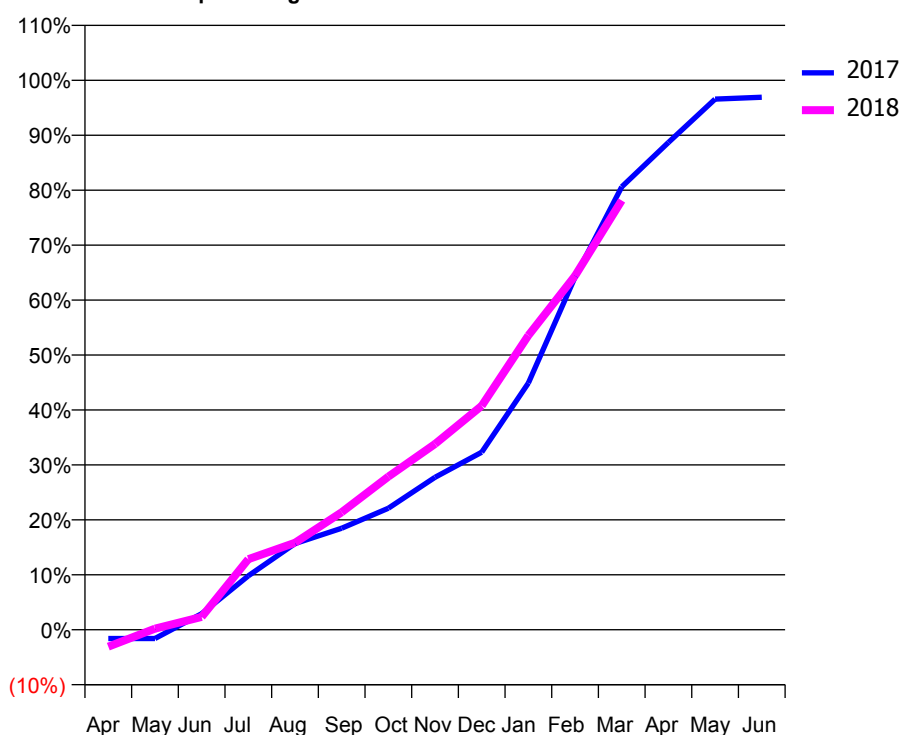
Q58 - Vital Signs Orthodontic At a Glance Contract Report for 126462/0001 - March 2018

Name or company name	Hitchin Orthodontic Clinic Limited	17/18 Contracted general activity (UDA)	0
Contract type name	PDS Contract	Carry forward general activity (UDA)	0
Purpose of contract	Orthodontic	17/18 Contracted orthodontic activity (UOA)	18,983
Contract start date	18/06/2010	Carry forward orthodontic activity (UOA)	586
Contract end date	31/03/2019	Baseline contract value	£1,183,628.96

ACCESS	Contract	England and Wales
24 month ratio of assessments to patient IDs	1.00	1.04

ACTIVITY	Contract
Contract assess and fit appliances (case starts) as a percentage of Area Team case starts	5.9 %

Cumulative percentage of contracted UOA delivered 2017 & 2018



Month	Adjusted Scheduled Activity (UOA)		
	2016	2017	2018
April	-296	-308	-586
May	115	-307	39
June	739	555	446
July	1,992	1,865	2,438
August	3,757	2,976	3,004
September	4,728	3,507	4,063
October	6,364	4,201	5,292
November	8,432	5,269	6,421
December	9,704	6,132	7,737
January	10,736	8,526	10,169
February	13,031	12,181	12,228
March	14,847	15,299	14,832
April	17,265	16,834	
May	18,675	18,334	
June	18,675	18,397	

QUALITY (rolling 12 month period)

	Contract Quantity	Contract Base Number	Contract *	Area Team	Region	England
% of all assessments that were assess and fit appliances (case starts)	873	1,258	69.4%	69.7%	57.8%	60.1%
% of all assessments that were assess and refuse	376	1,258	29.9%	8.5%	11.2%	11.3%
% of all assessments that were assess and review	9	1,258	0.7%	21.8%	31.0%	28.6%
% of case starts with a reported IOTN of 3 and Aesthetic Component of 5 or below	2	873	0.2%	0.2%	0.1%	0.1%
% of case starts with a reported IOTN of 3 and Aesthetic Component of 6 or above	43	873	4.9%	5.8%	4.1%	4.1%
% of case starts with a reported IOTN of 4	660	873	75.6%	75.5%	76.4%	77.7%
% of case starts with a reported IOTN of 5	168	873	19.2%	18.1%	17.7%	16.8 %
% of concluded courses in receipt of dual-arch fixed appliances	592	677	87.4%	74.5%	69.8%	73.8%
% of concluded courses where treatment was abandoned or discontinued	28	677	4.1%	6.2%	8.3%	7.0%
% of patients satisfied with the treatment they have received	36	37	97.3%	95.7%	96.6%	96.0%

* Figures in italics indicate that the base number is less than 100.

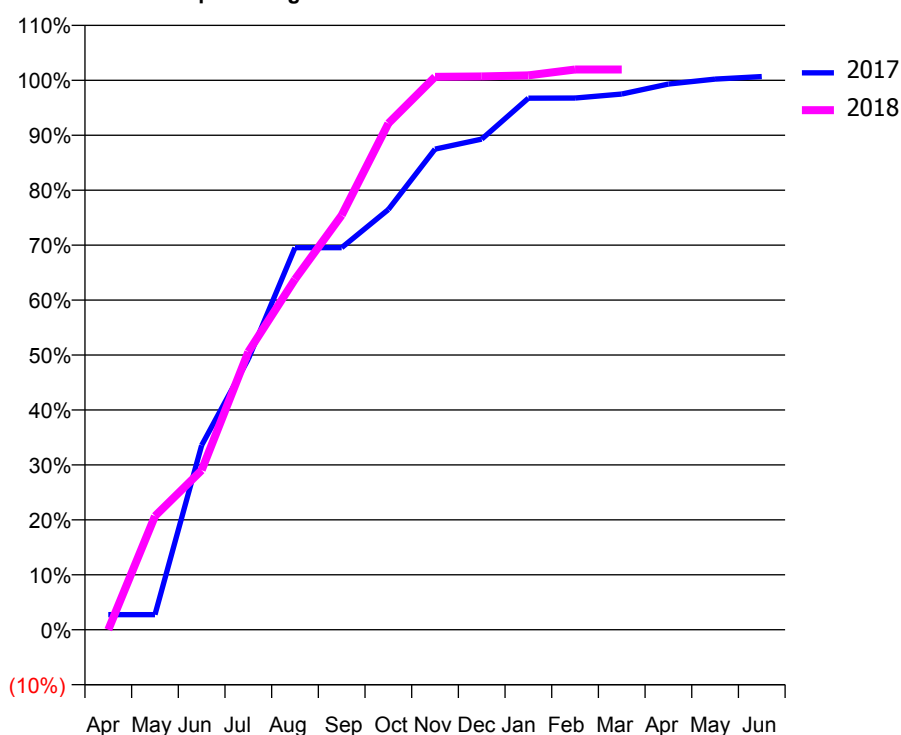
Q58 - Vital Signs Orthodontic At a Glance Contract Report for 138134/0001 - March 2018

Name or company name	Smile Creations Innovations Limited	17/18 Contracted general activity (UDA)	0
Contract type name	PDS Contract	Carry forward general activity (UDA)	0
Purpose of contract	Orthodontic	17/18 Contracted orthodontic activity (UOA)	4,716
Contract start date	02/12/2013	Carry forward orthodontic activity (UOA)	0
Contract end date	31/03/2019	Baseline contract value	£288,513.38

ACCESS	Contract	England and Wales
24 month ratio of assessments to patient IDs	1.00	1.04

ACTIVITY	Contract
Contract assess and fit appliances (case starts) as a percentage of Area Team case starts	1.6 %

Cumulative percentage of contracted UOA delivered 2017 & 2018



Month	Adjusted Scheduled Activity (UOA)		
	2016	2017	2018
April	241	127	0
May	893	127	976
June	1,112	1,551	1,369
July	2,280	2,277	2,385
August	3,026	3,213	3,008
September	3,384	3,213	3,557
October	3,621	3,533	4,346
November	3,881	4,041	4,745
December	4,574	4,125	4,749
January	4,579	4,469	4,758
February	4,579	4,471	4,808
March	4,579	4,504	4,808
April	4,633	4,588	
May	4,633	4,630	
June	4,696	4,651	

QUALITY (rolling 12 month period)

	Contract Quantity	Contract Base Number	Contract *	Area Team	Region	England
% of all assessments that were assess and fit appliances (case starts)	233	456	51.1%	69.7%	57.8%	60.1%
% of all assessments that were assess and refuse	74	456	16.2%	8.5%	11.2%	11.3%
% of all assessments that were assess and review	149	456	32.7%	21.8%	31.0%	28.6%
% of case starts with a reported IOTN of 3 and Aesthetic Component of 5 or below	1	233	0.4%	0.2%	0.1%	0.1%
% of case starts with a reported IOTN of 3 and Aesthetic Component of 6 or above	44	233	18.9%	5.8%	4.1%	4.1%
% of case starts with a reported IOTN of 4	126	233	54.1%	75.5%	76.4%	77.7%
% of case starts with a reported IOTN of 5	61	233	26.2%	18.1%	17.7%	16.8 %
% of concluded courses in receipt of dual-arch fixed appliances	141	168	83.9%	74.5%	69.8%	73.8%
% of concluded courses where treatment was abandoned or discontinued	7	168	4.2%	6.2%	8.3%	7.0%
% of patients satisfied with the treatment they have received	5	5	100.0%	95.7%	96.6%	96.0%

* Figures in italics indicate that the base number is less than 100.

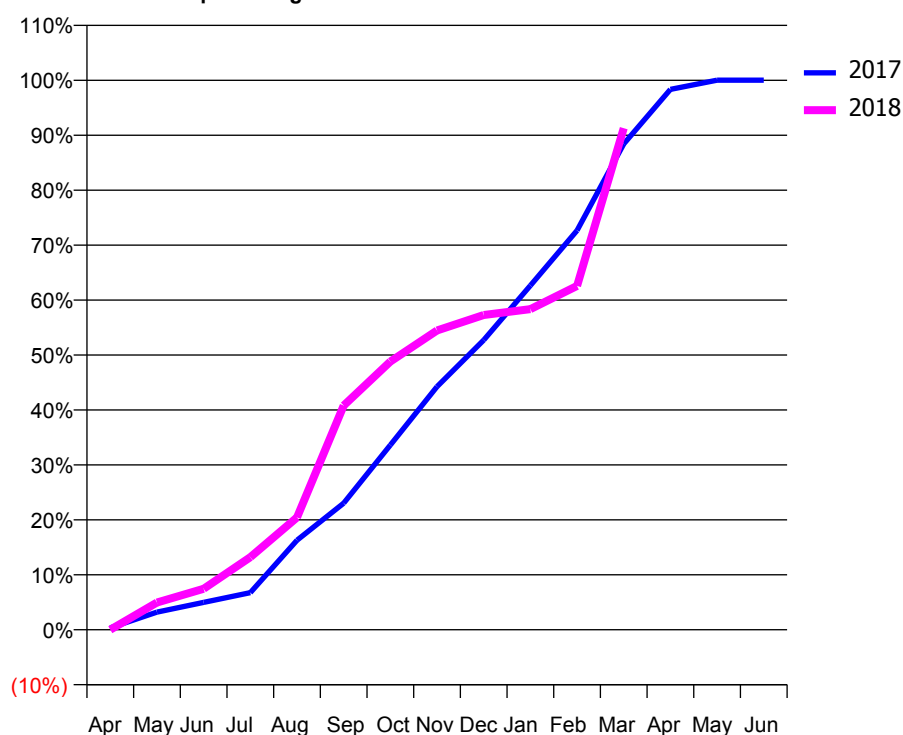
Q58 - Vital Signs Orthodontic At a Glance Contract Report for 139149/0001 - March 2018

Name or company name	Harpenden Orthodontic Care Limited	17/18 Contracted general activity (UDA)	0
Contract type name	PDS Contract	Carry forward general activity (UDA)	0
Purpose of contract	Orthodontic	17/18 Contracted orthodontic activity (UOA)	5,956
Contract start date	01/04/2009	Carry forward orthodontic activity (UOA)	0
Contract end date	31/03/2019	Baseline contract value	£371,375.72

ACCESS	Contract	England and Wales
24 month ratio of assessments to patient IDs	1.05	1.04

ACTIVITY	Contract
Contract assess and fit appliances (case starts) as a percentage of Area Team case starts	2.0 %

Cumulative percentage of contracted UOA delivered 2017 & 2018



Month	Adjusted Scheduled Activity (UOA)		
	2016	2017	2018
April	119	21	0
May	614	192	295
June	851	297	444
July	1,489	403	787
August	1,835	970	1,218
September	2,550	1,372	2,431
October	2,917	2,002	2,908
November	3,512	2,636	3,244
December	3,837	3,140	3,412
January	3,909	3,731	3,475
February	4,593	4,328	3,727
March	5,259	5,266	5,436
April	5,723	5,858	
May	6,173	5,957	
June	6,173	5,957	

QUALITY (rolling 12 month period)

	Contract Quantity	Contract Base Number	Contract *	Area Team	Region	England
% of all assessments that were assess and fit appliances (case starts)	290	416	69.7%	69.7%	57.8%	60.1%
% of all assessments that were assess and refuse	37	416	8.9%	8.5%	11.2%	11.3%
% of all assessments that were assess and review	89	416	21.4%	21.8%	31.0%	28.6%
% of case starts with a reported IOTN of 3 and Aesthetic Component of 5 or below	0	290	N/A	0.2%	0.1%	0.1%
% of case starts with a reported IOTN of 3 and Aesthetic Component of 6 or above	20	290	6.9%	5.8%	4.1%	4.1%
% of case starts with a reported IOTN of 4	215	290	74.1%	75.5%	76.4%	77.7%
% of case starts with a reported IOTN of 5	54	290	18.6%	18.1%	17.7%	16.8 %
% of concluded courses in receipt of dual-arch fixed appliances	192	228	84.2%	74.5%	69.8%	73.8%
% of concluded courses where treatment was abandoned or discontinued	20	228	8.8%	6.2%	8.3%	7.0%
% of patients satisfied with the treatment they have received	15	16	93.8%	95.7%	96.6%	96.0%

* Figures in italics indicate that the base number is less than 100.

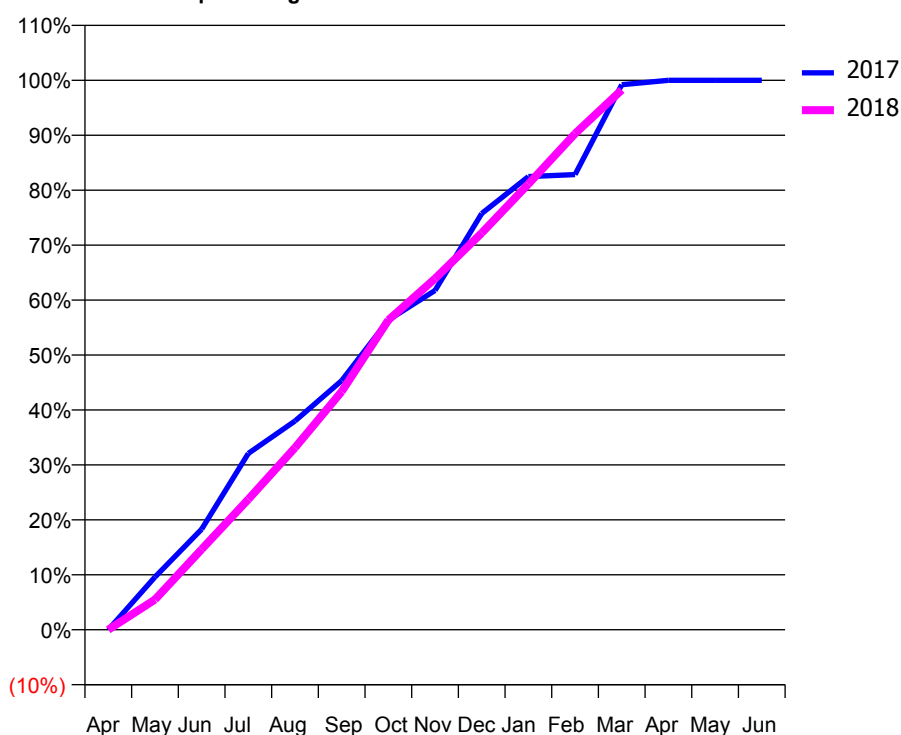
Q58 - Vital Signs Orthodontic At a Glance Contract Report for 147419/0001 - March 2018

Name or company name	Rickmansworth Orthodontic Practice Ltd	17/18 Contracted general activity (UDA)	0
Contract type name	PDS Contract	Carry forward general activity (UDA)	0
Purpose of contract	Orthodontic	17/18 Contracted orthodontic activity (UOA)	10,376
Contract start date	01/04/2010	Carry forward orthodontic activity (UOA)	0
Contract end date	31/03/2019	Baseline contract value	£646,981.08

ACCESS	Contract	England and Wales
24 month ratio of assessments to patient IDs	1.00	1.04

ACTIVITY	Contract
Contract assess and fit appliances (case starts) as a percentage of Area Team case starts	3.3 %

Cumulative percentage of contracted UOA delivered 2017 & 2018



Month	Adjusted Scheduled Activity (UOA)		
	2016	2017	2018
April	112	0	0
May	112	995	570
June	1,212	1,901	1,519
July	3,390	3,329	2,464
August	3,772	3,941	3,437
September	4,772	4,705	4,499
October	5,513	5,848	5,847
November	7,519	6,406	6,632
December	8,618	7,859	7,493
January	8,682	8,556	8,417
February	9,663	8,595	9,367
March	10,325	10,292	10,194
April	10,494	10,376	
May	10,493	10,376	
June	10,493	10,376	

QUALITY (rolling 12 month period)

	Contract Quantity	Contract Base Number	Contract *	Area Team	Region	England
% of all assessments that were assess and fit appliances (case starts)	491	683	71.9%	69.7%	57.8%	60.1%
% of all assessments that were assess and refuse	6	683	0.9%	8.5%	11.2%	11.3%
% of all assessments that were assess and review	186	683	27.2%	21.8%	31.0%	28.6%
% of case starts with a reported IOTN of 3 and Aesthetic Component of 5 or below	1	491	0.2%	0.2%	0.1%	0.1%
% of case starts with a reported IOTN of 3 and Aesthetic Component of 6 or above	0	491	N/A	5.8%	4.1%	4.1%
% of case starts with a reported IOTN of 4	367	491	74.7%	75.5%	76.4%	77.7%
% of case starts with a reported IOTN of 5	123	491	25.1%	18.1%	17.7%	16.8 %
% of concluded courses in receipt of dual-arch fixed appliances	453	488	92.8%	74.5%	69.8%	73.8%
% of concluded courses where treatment was abandoned or discontinued	21	488	4.3%	6.2%	8.3%	7.0%
% of patients satisfied with the treatment they have received	18	18	100.0%	95.7%	96.6%	96.0%

* Figures in italics indicate that the base number is less than 100.

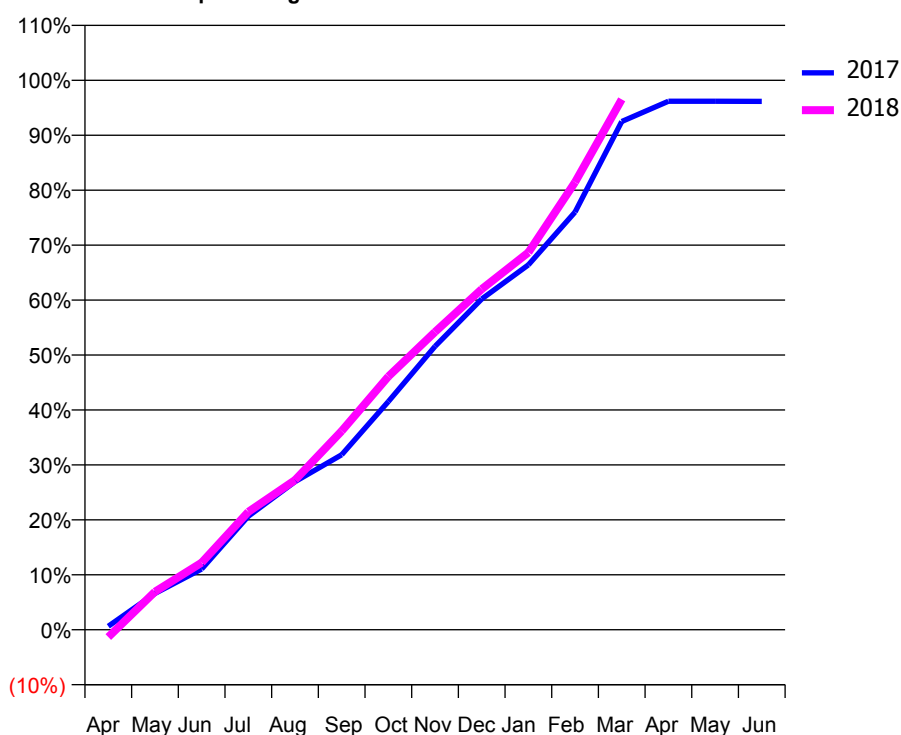
Q58 - Vital Signs Orthodontic At a Glance Contract Report for 148407/0001 - March 2018

Name or company name	Harpenden Orthodontics LLP	17/18 Contracted general activity (UDA)	0
Contract type name	PDS Contract	Carry forward general activity (UDA)	0
Purpose of contract	Orthodontic	17/18 Contracted orthodontic activity (UOA)	27,721
Contract start date	01/04/2009	Carry forward orthodontic activity (UOA)	1,254
Contract end date	31/03/2019	Baseline contract value	£1,708,431.70

ACCESS	Contract	England and Wales
24 month ratio of assessments to patient IDs	1.00	1.04

ACTIVITY	Contract
Contract assess and fit appliances (case starts) as a percentage of Area Team case starts	9.6 %

Cumulative percentage of contracted UOA delivered 2017 & 2018



Month	Adjusted Scheduled Activity (UOA)		
	2016	2017	2018
April	1,125	213	-371
May	3,542	2,160	1,922
June	5,303	3,615	3,385
July	8,923	6,752	5,952
August	10,906	8,808	7,552
September	12,997	10,408	10,025
October	14,299	13,566	12,776
November	16,311	16,849	15,025
December	19,502	19,668	17,184
January	20,629	21,697	19,036
February	25,219	24,835	22,578
March	29,122	30,216	26,759
April	32,586	31,425	
May	32,796	31,425	
June	32,796	31,417	

QUALITY (rolling 12 month period)

	Contract Quantity	Contract Base Number	Contract *	Area Team	Region	England
% of all assessments that were assess and fit appliances (case starts)	1,417	2,186	64.8%	69.7%	57.8%	60.1%
% of all assessments that were assess and refuse	152	2,186	7.0%	8.5%	11.2%	11.3%
% of all assessments that were assess and review	617	2,186	28.2%	21.8%	31.0%	28.6%
% of case starts with a reported IOTN of 3 and Aesthetic Component of 5 or below	3	1,417	0.2%	0.2%	0.1%	0.1%
% of case starts with a reported IOTN of 3 and Aesthetic Component of 6 or above	39	1,417	2.8%	5.8%	4.1%	4.1%
% of case starts with a reported IOTN of 4	1,082	1,417	76.4%	75.5%	76.4%	77.7%
% of case starts with a reported IOTN of 5	291	1,417	20.5%	18.1%	17.7%	16.8 %
% of concluded courses in receipt of dual-arch fixed appliances	980	1,126	87.0%	74.5%	69.8%	73.8%
% of concluded courses where treatment was abandoned or discontinued	70	1,126	6.2%	6.2%	8.3%	7.0%
% of patients satisfied with the treatment they have received	53	55	96.4%	95.7%	96.6%	96.0%

* Figures in italics indicate that the base number is less than 100.

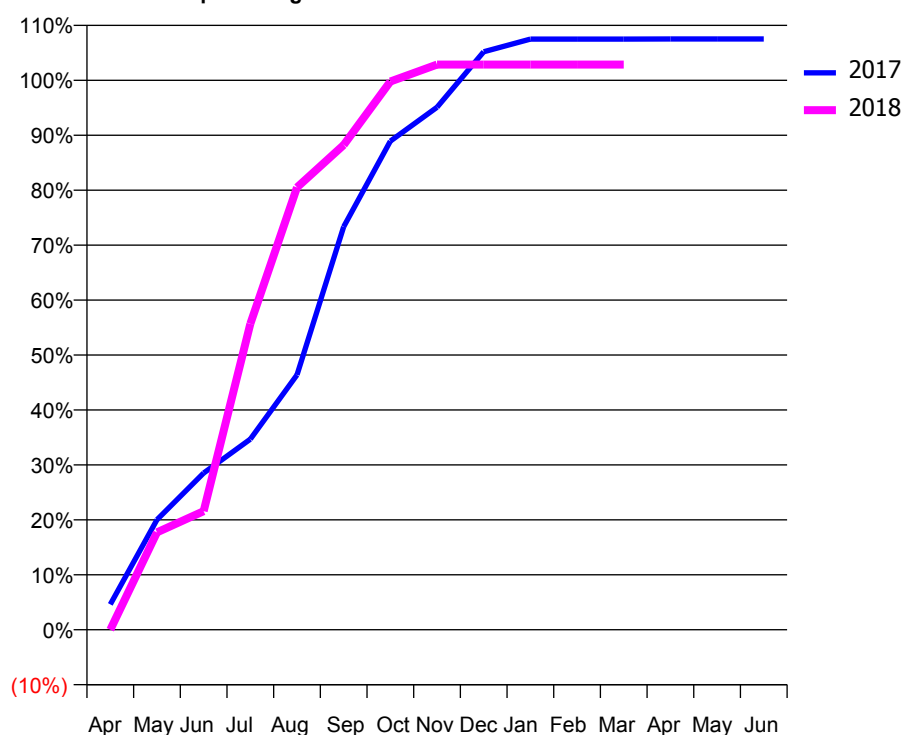
Q58 - Vital Signs Orthodontic At a Glance Contract Report for 153559/0001 - March 2018

Name or company name	Borehamwood Ortho Clinic Limited	17/18 Contracted general activity (UDA)	0
Contract type name	PDS Contract	Carry forward general activity (UDA)	0
Purpose of contract	Orthodontic	17/18 Contracted orthodontic activity (UOA)	2,725
Contract start date	01/04/2008	Carry forward orthodontic activity (UOA)	0
Contract end date	31/03/2019	Baseline contract value	£169,902.26

ACCESS	Contract	England and Wales
24 month ratio of assessments to patient IDs	1.04	1.04

ACTIVITY	Contract
Contract assess and fit appliances (case starts) as a percentage of Area Team case starts	0.9 %

Cumulative percentage of contracted UOA delivered 2017 & 2018



Month	Adjusted Scheduled Activity (UOA)		
	2016	2017	2018
April	0	126	0
May	154	546	483
June	154	777	588
July	1,098	945	1,517
August	1,735	1,264	2,194
September	1,933	1,999	2,404
October	1,957	2,423	2,719
November	2,506	2,591	2,803
December	2,698	2,866	2,803
January	2,720	2,929	2,803
February	2,724	2,929	2,803
March	2,745	2,929	2,803
April	2,745	2,930	
May	2,745	2,930	
June	2,745	2,930	

QUALITY (rolling 12 month period)

	Contract Quantity	Contract Base Number	Contract *	Area Team	Region	England
% of all assessments that were assess and fit appliances (case starts)	134	141	95.0%	69.7%	57.8%	60.1%
% of all assessments that were assess and refuse	1	141	0.7%	8.5%	11.2%	11.3%
% of all assessments that were assess and review	6	141	4.3%	21.8%	31.0%	28.6%
% of case starts with a reported IOTN of 3 and Aesthetic Component of 5 or below	0	134	N/A	0.2%	0.1%	0.1%
% of case starts with a reported IOTN of 3 and Aesthetic Component of 6 or above	10	134	7.5%	5.8%	4.1%	4.1%
% of case starts with a reported IOTN of 4	106	134	79.1%	75.5%	76.4%	77.7%
% of case starts with a reported IOTN of 5	18	134	13.4%	18.1%	17.7%	16.8 %
% of concluded courses in receipt of dual-arch fixed appliances	1	83	1.2%	74.5%	69.8%	73.8%
% of concluded courses where treatment was abandoned or discontinued	0	83	0.0%	6.2%	8.3%	7.0%
% of patients satisfied with the treatment they have received	4	4	100.0%	95.7%	96.6%	96.0%

* Figures in italics indicate that the base number is less than 100.

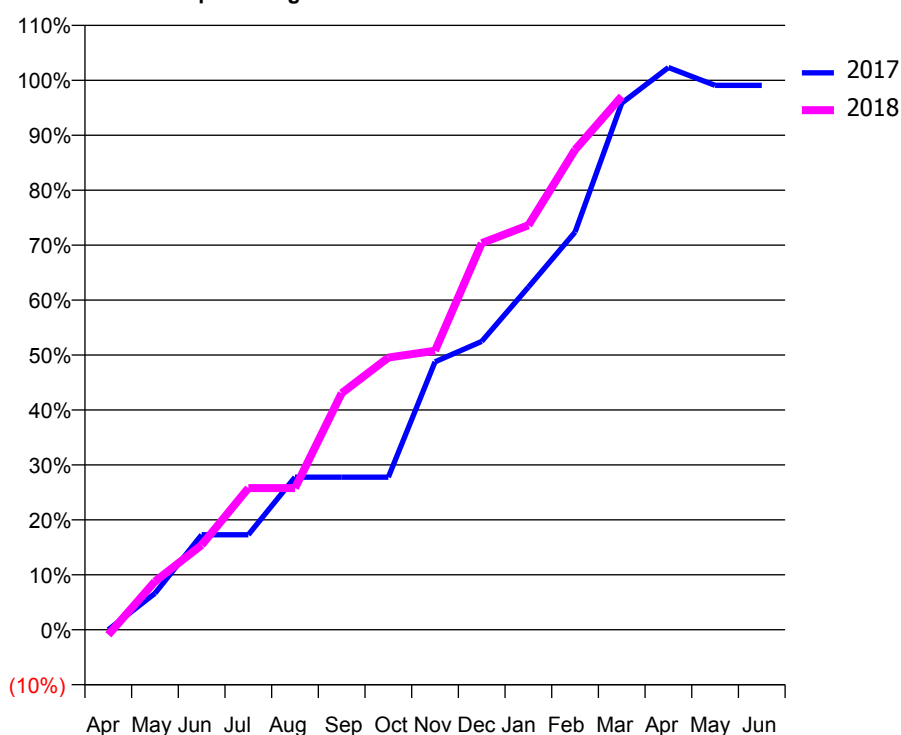
Q58 - Vital Signs Orthodontic At a Glance Contract Report for 155438/0003 - March 2018

Name or company name	Syteldent Ltd	17/18 Contracted general activity (UDA)	23,050
Contract type name	GDS Contract	Carry forward general activity (UDA)	-185
Purpose of contract	General and Orthodontic	17/18 Contracted orthodontic activity (UOA)	648
Contract start date	01/08/2008	Carry forward orthodontic activity (UOA)	6
Contract end date		Baseline contract value	£623,322.50

ACCESS	Contract	England and Wales
24 month ratio of assessments to patient IDs	1.04	1.04

ACTIVITY	Contract
Contract assess and fit appliances (case starts) as a percentage of Area Team case starts	0.2 %

Cumulative percentage of contracted UOA delivered 2017 & 2018



Month	Adjusted Scheduled Activity (UOA)		
	2016	2017	2018
April	-2	0	-6
May	112	43	57
June	324	112	100
July	476	112	167
August	478	180	167
September	544	180	279
October	589	180	321
November	640	316	329
December	640	340	456
January	644	404	477
February	644	469	566
March	648	621	629
April	648	663	
May	648	642	
June	649	642	

QUALITY (rolling 12 month period)	Contract Quantity	Contract Base Number	Contract *	Area Team	Region	England
% of all assessments that were assess and fit appliances (case starts)	32	59	54.2%	69.7%	57.8%	60.1%
% of all assessments that were assess and refuse	11	59	18.6%	8.5%	11.2%	11.3%
% of all assessments that were assess and review	16	59	27.1%	21.8%	31.0%	28.6%
% of case starts with a reported IOTN of 3 and Aesthetic Component of 5 or below	0	32	N/A	0.2%	0.1%	0.1%
% of case starts with a reported IOTN of 3 and Aesthetic Component of 6 or above	0	32	N/A	5.8%	4.1%	4.1%
% of case starts with a reported IOTN of 4	29	32	90.6%	75.5%	76.4%	77.7%
% of case starts with a reported IOTN of 5	3	32	9.4%	18.1%	17.7%	16.8 %
% of concluded courses in receipt of dual-arch fixed appliances	31	46	67.4%	74.5%	69.8%	73.8%
% of concluded courses where treatment was abandoned or discontinued	11	46	23.9%	6.2%	8.3%	7.0%
% of patients satisfied with the treatment they have received	4	4	100.0%	95.7%	96.6%	96.0%

* Figures in italics indicate that the base number is less than 100.

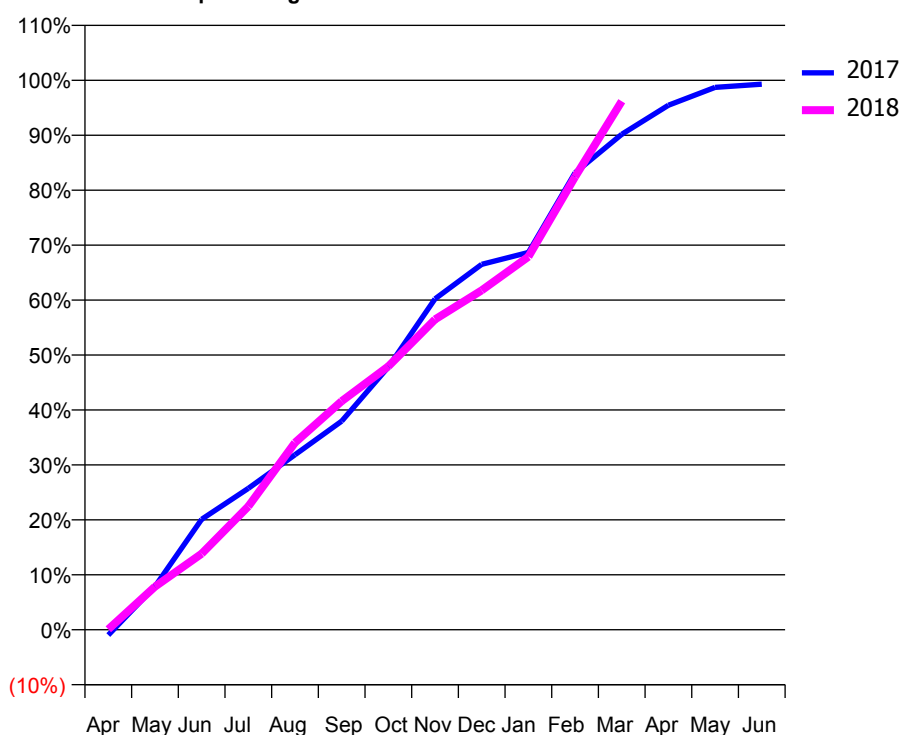
Q58 - Vital Signs Orthodontic At a Glance Contract Report for 166901/0002 - March 2018

Name or company name	Purely Orthodontics	17/18 Contracted general activity (UDA)	0
Contract type name	PDS Contract	Carry forward general activity (UDA)	0
Purpose of contract	Orthodontic	17/18 Contracted orthodontic activity (UOA)	10,707
Contract start date	08/08/2007	Carry forward orthodontic activity (UOA)	75
Contract end date	31/03/2019	Baseline contract value	£662,469.20

ACCESS	Contract	England and Wales
24 month ratio of assessments to patient IDs	1.03	1.04

ACTIVITY	Contract
Contract assess and fit appliances (case starts) as a percentage of Area Team case starts	3.6 %

Cumulative percentage of contracted UOA delivered 2017 & 2018



Month	Adjusted Scheduled Activity (UOA)		
	2016	2017	2018
April	-65	-105	9
May	759	842	840
June	1,305	2,153	1,482
July	2,684	2,755	2,405
August	3,120	3,411	3,647
September	4,041	4,066	4,456
October	4,487	5,121	5,132
November	5,165	6,448	6,048
December	6,719	7,120	6,613
January	6,992	7,351	7,269
February	9,140	8,906	8,824
March	9,457	9,654	10,298
April	9,457	10,219	
May	9,966	10,568	
June	10,602	10,632	

QUALITY (rolling 12 month period)	Contract Quantity	Contract Base Number	Contract *	Area Team	Region	England
% of all assessments that were assess and fit appliances (case starts)	528	844	62.6%	69.7%	57.8%	60.1%
% of all assessments that were assess and refuse	40	844	4.7%	8.5%	11.2%	11.3%
% of all assessments that were assess and review	276	844	32.7%	21.8%	31.0%	28.6%
% of case starts with a reported IOTN of 3 and Aesthetic Component of 5 or below	0	528	N/A	0.2%	0.1%	0.1%
% of case starts with a reported IOTN of 3 and Aesthetic Component of 6 or above	17	528	3.2%	5.8%	4.1%	4.1%
% of case starts with a reported IOTN of 4	408	528	77.3%	75.5%	76.4%	77.7%
% of case starts with a reported IOTN of 5	103	528	19.5%	18.1%	17.7%	16.8 %
% of concluded courses in receipt of dual-arch fixed appliances	536	562	95.4%	74.5%	69.8%	73.8%
% of concluded courses where treatment was abandoned or discontinued	20	562	3.6%	6.2%	8.3%	7.0%
% of patients satisfied with the treatment they have received	13	13	100.0%	95.7%	96.6%	96.0%

* Figures in italics indicate that the base number is less than 100.

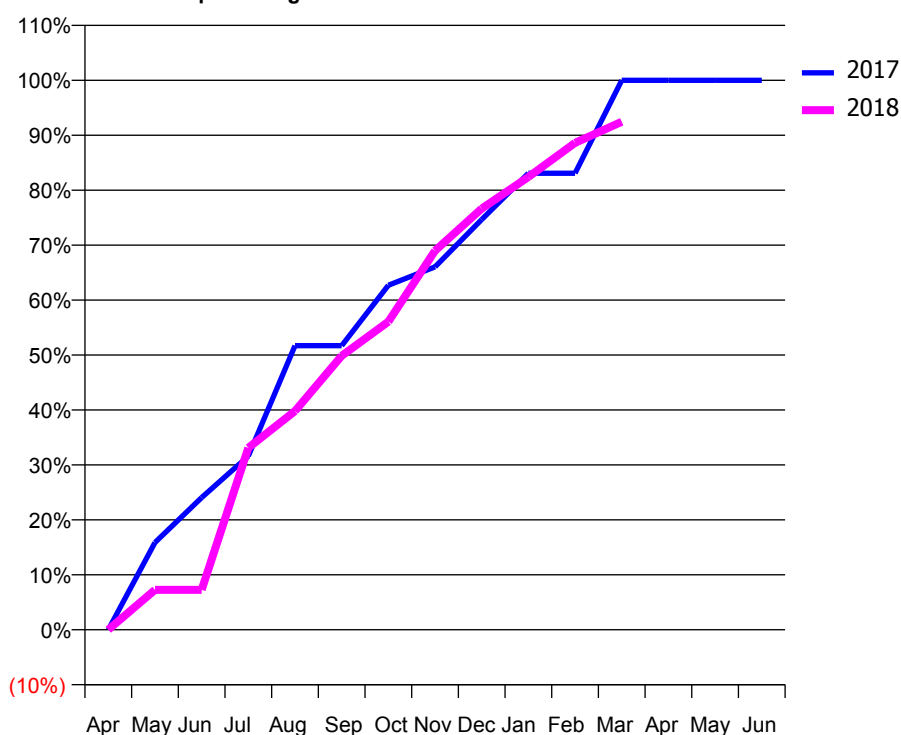
Q58 - Vital Signs Orthodontic At a Glance Contract Report for 167045/0001 - March 2018

Name or company name	QUALITY DENTAL CARE LIMITED	17/18 Contracted general activity (UDA)	18,500
Contract type name	GDS Contract	Carry forward general activity (UDA)	0
Purpose of contract	General and Orthodontic	17/18 Contracted orthodontic activity (UOA)	4,389
Contract start date	05/02/2008	Carry forward orthodontic activity (UOA)	0
Contract end date		Baseline contract value	£708,904.14

ACCESS	Contract	England and Wales
24 month ratio of assessments to patient IDs	1.00	1.04

ACTIVITY	Contract
Contract assess and fit appliances (case starts) as a percentage of Area Team case starts	1.3 %

Cumulative percentage of contracted UOA delivered 2017 & 2018



Month	Adjusted Scheduled Activity (UOA)		
	2016	2017	2018
April	-30	0	0
May	186	697	319
June	312	1,056	319
July	669	1,387	1,453
August	1,399	2,269	1,747
September	1,614	2,269	2,188
October	2,399	2,752	2,461
November	2,793	2,899	3,028
December	3,243	3,277	3,364
January	3,243	3,646	3,616
February	3,327	3,646	3,889
March	3,965	4,389	4,057
April	4,069	4,389	
May	4,073	4,389	
June	4,073	4,389	

QUALITY (rolling 12 month period)

	Contract Quantity	Contract Base Number	Contract *	Area Team	Region	England
% of all assessments that were assess and fit appliances (case starts)	194	194	100.0%	69.7%	57.8%	60.1%
% of all assessments that were assess and refuse	0	194	0.0%	8.5%	11.2%	11.3%
% of all assessments that were assess and review	0	194	0.0%	21.8%	31.0%	28.6%
% of case starts with a reported IOTN of 3 and Aesthetic Component of 5 or below	1	194	0.5%	0.2%	0.1%	0.1%
% of case starts with a reported IOTN of 3 and Aesthetic Component of 6 or above	0	194	N/A	5.8%	4.1%	4.1%
% of case starts with a reported IOTN of 4	131	194	67.5%	75.5%	76.4%	77.7%
% of case starts with a reported IOTN of 5	62	194	32.0%	18.1%	17.7%	16.8 %
% of concluded courses in receipt of dual-arch fixed appliances	230	290	79.3%	74.5%	69.8%	73.8%
% of concluded courses where treatment was abandoned or discontinued	54	290	18.6%	6.2%	8.3%	7.0%
% of patients satisfied with the treatment they have received	10	10	100.0%	95.7%	96.6%	96.0%

* Figures in italics indicate that the base number is less than 100.

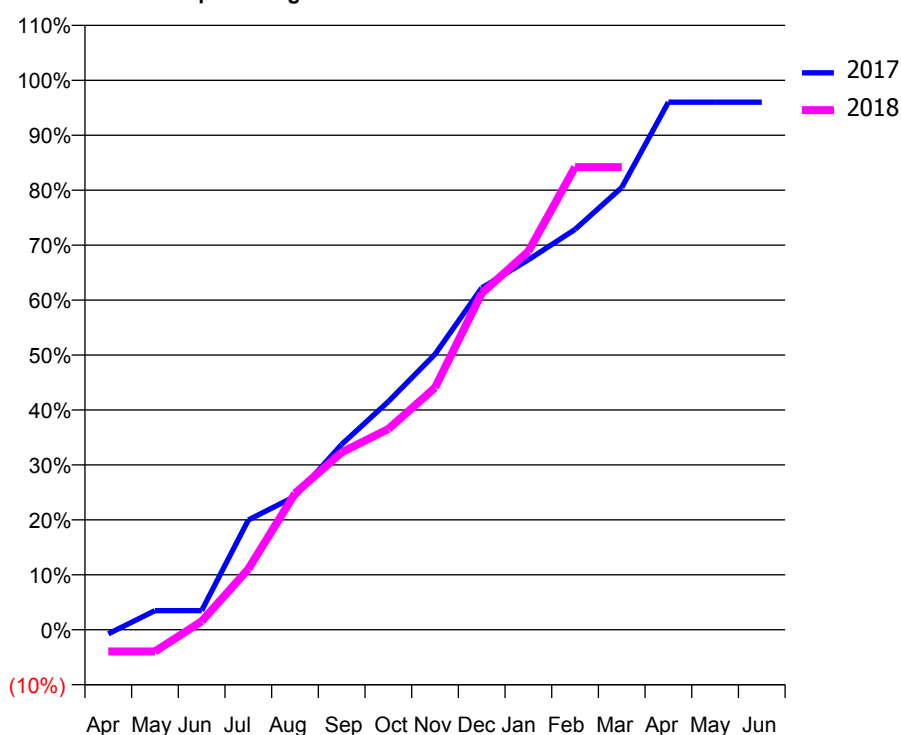
Q58 - Vital Signs Orthodontic At a Glance Contract Report for 168513/0001 - March 2018

Name or company name	MHT Solutions Ltd	17/18 Contracted general activity (UDA)	0
Contract type name	PDS Contract	Carry forward general activity (UDA)	0
Purpose of contract	Orthodontic	17/18 Contracted orthodontic activity (UOA)	9,937
Contract start date	01/06/2011	Carry forward orthodontic activity (UOA)	395
Contract end date	31/03/2019	Baseline contract value	£662,310.10

ACCESS	Contract	England and Wales
24 month ratio of assessments to patient IDs	1.00	1.04

ACTIVITY	Contract
Contract assess and fit appliances (case starts) as a percentage of Area Team case starts	3.3 %

Cumulative percentage of contracted UOA delivered 2017 & 2018



Month	Adjusted Scheduled Activity (UOA)		
	2016	2017	2018
April	35	-77	-395
May	798	345	-395
June	1,200	345	152
July	1,527	1,983	1,099
August	2,195	2,407	2,466
September	2,931	3,345	3,209
October	3,728	4,119	3,630
November	5,050	4,973	4,378
December	5,366	6,168	6,084
January	6,050	6,677	6,842
February	6,657	7,225	8,366
March	8,681	7,981	8,366
April	9,385	9,522	
May	9,407	9,522	
June	9,407	9,522	

QUALITY (rolling 12 month period)	Contract Quantity	Contract Base Number	Contract *	Area Team	Region	England
% of all assessments that were assess and fit appliances (case starts)	491	618	79.4%	69.7%	57.8%	60.1%
% of all assessments that were assess and refuse	125	618	20.2%	8.5%	11.2%	11.3%
% of all assessments that were assess and review	2	618	0.3%	21.8%	31.0%	28.6%
% of case starts with a reported IOTN of 3 and Aesthetic Component of 5 or below	0	491	N/A	0.2%	0.1%	0.1%
% of case starts with a reported IOTN of 3 and Aesthetic Component of 6 or above	35	491	7.1%	5.8%	4.1%	4.1%
% of case starts with a reported IOTN of 4	329	491	67.0%	75.5%	76.4%	77.7%
% of case starts with a reported IOTN of 5	121	491	24.6%	18.1%	17.7%	16.8 %
% of concluded courses in receipt of dual-arch fixed appliances	282	326	86.5%	74.5%	69.8%	73.8%
% of concluded courses where treatment was abandoned or discontinued	10	326	3.1%	6.2%	8.3%	7.0%
% of patients satisfied with the treatment they have received	16	17	94.1%	95.7%	96.6%	96.0%

* Figures in italics indicate that the base number is less than 100.

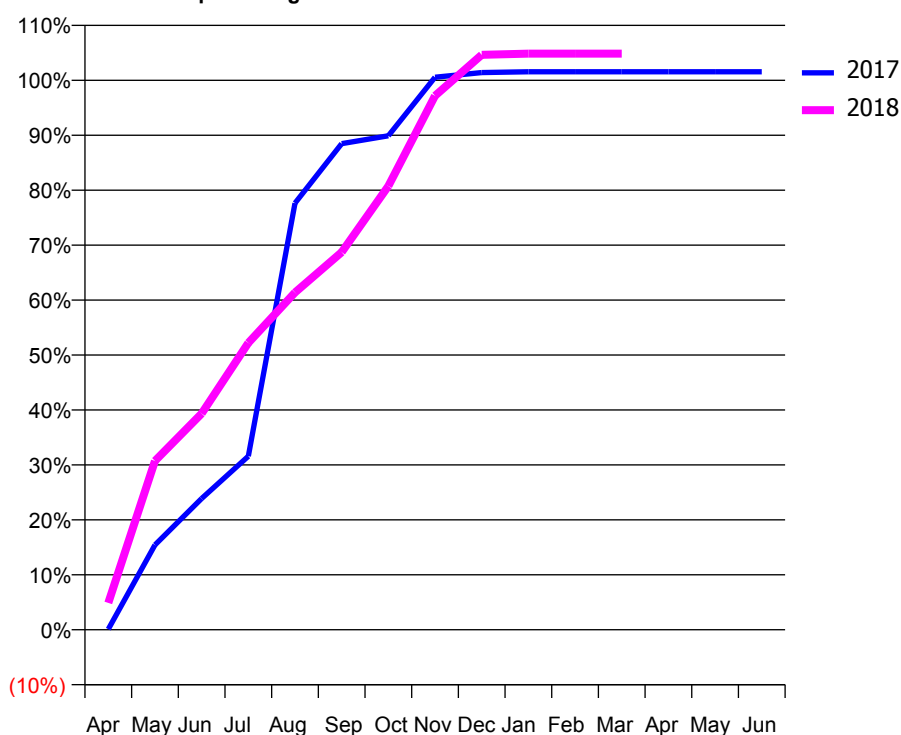
Q58 - Vital Signs Orthodontic At a Glance Contract Report for 171247/0001 - March 2018

Name or company name	Sharing Smiles Orthodontics Ltd	17/18 Contracted general activity (UDA)	0
Contract type name	PDS Contract	Carry forward general activity (UDA)	0
Purpose of contract	Orthodontic	17/18 Contracted orthodontic activity (UOA)	18,907
Contract start date	01/08/2010	Carry forward orthodontic activity (UOA)	0
Contract end date	31/03/2019	Baseline contract value	£1,141,050.94

ACCESS	Contract	England and Wales
24 month ratio of assessments to patient IDs	1.00	1.04

ACTIVITY	Contract
Contract assess and fit appliances (case starts) as a percentage of Area Team case starts	6.3 %

Cumulative percentage of contracted UOA delivered 2017 & 2018



Month	Adjusted Scheduled Activity (UOA)		
	2016	2017	2018
April	410	21	924
May	1,731	2,919	5,811
June	5,842	4,515	7,438
July	9,416	5,971	9,870
August	13,003	14,680	11,607
September	14,785	16,727	12,990
October	17,265	16,998	15,269
November	18,486	19,011	18,371
December	19,431	19,171	19,782
January	19,431	19,197	19,824
February	19,431	19,197	19,824
March	19,431	19,197	19,824
April	19,431	19,197	
May	19,431	19,197	
June	19,431	19,197	

QUALITY (rolling 12 month period)

	Contract Quantity	Contract Base Number	Contract *	Area Team	Region	England
% of all assessments that were assess and fit appliances (case starts)	939	1,103	85.1%	69.7%	57.8%	60.1%
% of all assessments that were assess and refuse	162	1,103	14.7%	8.5%	11.2%	11.3%
% of all assessments that were assess and review	2	1,103	0.2%	21.8%	31.0%	28.6%
% of case starts with a reported IOTN of 3 and Aesthetic Component of 5 or below	3	939	0.3%	0.2%	0.1%	0.1%
% of case starts with a reported IOTN of 3 and Aesthetic Component of 6 or above	158	939	16.8%	5.8%	4.1%	4.1%
% of case starts with a reported IOTN of 4	609	939	64.9%	75.5%	76.4%	77.7%
% of case starts with a reported IOTN of 5	168	939	17.9%	18.1%	17.7%	16.8 %
% of concluded courses in receipt of dual-arch fixed appliances	858	871	98.5%	74.5%	69.8%	73.8%
% of concluded courses where treatment was abandoned or discontinued	9	871	1.0%	6.2%	8.3%	7.0%
% of patients satisfied with the treatment they have received	20	22	90.9%	95.7%	96.6%	96.0%

* Figures in italics indicate that the base number is less than 100.

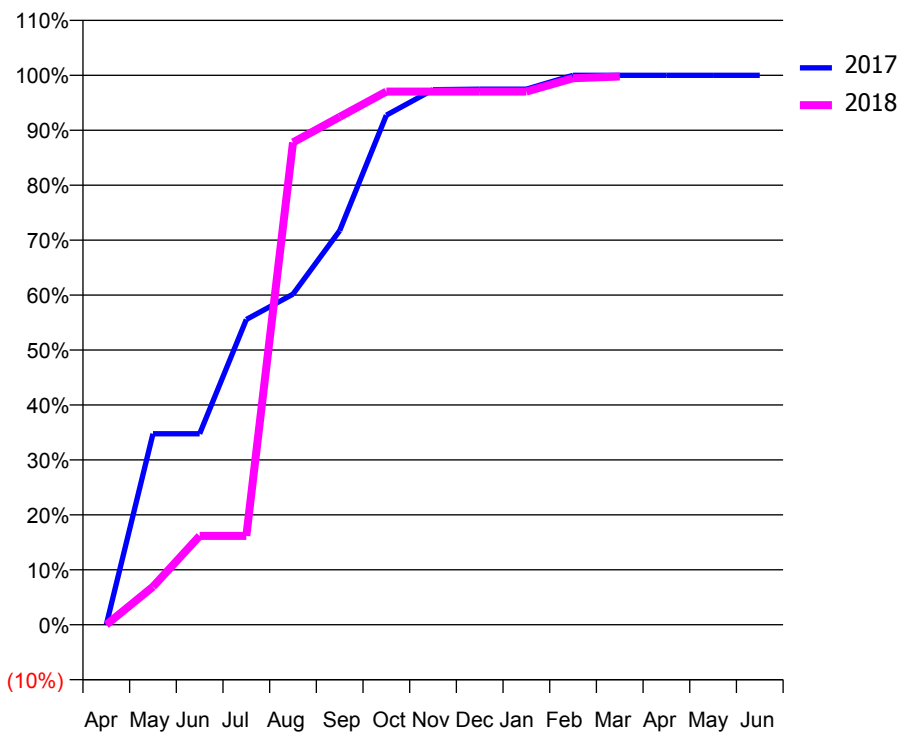
Q58 - Vital Signs Orthodontic At a Glance Contract Report for 178187/0001 - March 2018

Name or company name	Oradi Ltd.	17/18 Contracted general activity (UDA)	0
Contract type name	PDS Contract	Carry forward general activity (UDA)	0
Purpose of contract	General and Orthodontic	17/18 Contracted orthodontic activity (UOA)	909
Contract start date	01/04/2008	Carry forward orthodontic activity (UOA)	0
Contract end date	31/03/2026	Baseline contract value	£59,620.06

ACCESS	Contract	England and Wales
24 month ratio of assessments to patient IDs	1.11	1.04

ACTIVITY	Contract
Contract assess and fit appliances (case starts) as a percentage of Area Team case starts	0.3 %

Cumulative percentage of contracted UOA delivered 2017 & 2018



Month	Adjusted Scheduled Activity (UOA)		
	2016	2017	2018
April	105	0	0
May	132	316	63
June	218	316	147
July	407	505	147
August	429	547	798
September	450	652	840
October	665	843	882
November	732	885	882
December	822	886	882
January	822	886	882
February	832	909	904
March	838	909	907
April	926	909	
May	926	909	
June	926	909	

QUALITY (rolling 12 month period)

	Contract Quantity	Contract Base Number	Contract *	Area Team	Region	England
% of all assessments that were assess and fit appliances (case starts)	48	52	92.3%	69.7%	57.8%	60.1%
% of all assessments that were assess and refuse	0	52	0.0%	8.5%	11.2%	11.3%
% of all assessments that were assess and review	4	52	7.7%	21.8%	31.0%	28.6%
% of case starts with a reported IOTN of 3 and Aesthetic Component of 5 or below	0	48	N/A	0.2%	0.1%	0.1%
% of case starts with a reported IOTN of 3 and Aesthetic Component of 6 or above	1	48	2.1%	5.8%	4.1%	4.1%
% of case starts with a reported IOTN of 4	41	48	85.4%	75.5%	76.4%	77.7%
% of case starts with a reported IOTN of 5	6	48	12.5%	18.1%	17.7%	16.8 %
% of concluded courses in receipt of dual-arch fixed appliances	19	38	50.0%	74.5%	69.8%	73.8%
% of concluded courses where treatment was abandoned or discontinued	3	38	7.9%	6.2%	8.3%	7.0%
% of patients satisfied with the treatment they have received	1	1	100.0%	95.7%	96.6%	96.0%

* Figures in italics indicate that the base number is less than 100.

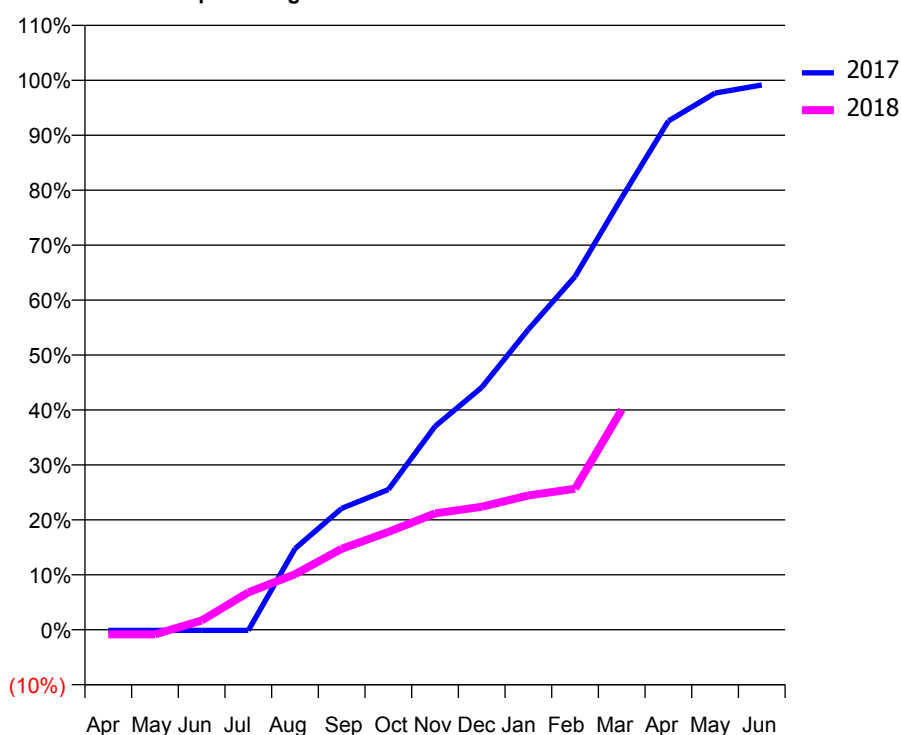
Q58 - Vital Signs Orthodontic At a Glance Contract Report for 181080/0001 - March 2018

Name or company name	Watford Orthodontic Practice	17/18 Contracted general activity (UDA)	0
Contract type name	PDS Contract	Carry forward general activity (UDA)	0
Purpose of contract	Orthodontic	17/18 Contracted orthodontic activity (UOA)	7,633
Contract start date	01/04/2014	Carry forward orthodontic activity (UOA)	65
Contract end date	31/03/2019	Baseline contract value	£475,952.05

ACCESS	Contract	England and Wales
24 month ratio of assessments to patient IDs	1.03	1.04

ACTIVITY	Contract
Contract assess and fit appliances (case starts) as a percentage of Area Team case starts	1.5 %

Cumulative percentage of contracted UOA delivered 2017 & 2018



Month	Adjusted Scheduled Activity (UOA)		
	2016	2017	2018
April	0	-11	-65
May	0	-11	-65
June	457	-11	128
July	654	-11	520
August	822	1,127	771
September	1,587	1,686	1,125
October	1,962	1,948	1,359
November	2,283	2,825	1,617
December	2,495	3,367	1,709
January	2,769	4,172	1,866
February	3,557	4,908	1,959
March	4,850	6,002	3,055
April	4,850	7,067	
May	4,850	7,455	
June	5,501	7,568	

QUALITY (rolling 12 month period)	Contract Quantity	Contract Base Number	Contract *	Area Team	Region	England
% of all assessments that were assess and fit appliances (case starts)	225	364	61.8%	69.7%	57.8%	60.1%
% of all assessments that were assess and refuse	30	364	8.2%	8.5%	11.2%	11.3%
% of all assessments that were assess and review	109	364	29.9%	21.8%	31.0%	28.6%
% of case starts with a reported IOTN of 3 and Aesthetic Component of 5 or below	0	225	N/A	0.2%	0.1%	0.1%
% of case starts with a reported IOTN of 3 and Aesthetic Component of 6 or above	7	225	3.1%	5.8%	4.1%	4.1%
% of case starts with a reported IOTN of 4	156	225	69.3%	75.5%	76.4%	77.7%
% of case starts with a reported IOTN of 5	62	225	27.6%	18.1%	17.7%	16.8 %
% of concluded courses in receipt of dual-arch fixed appliances	194	230	84.3%	74.5%	69.8%	73.8%
% of concluded courses where treatment was abandoned or discontinued	19	230	8.3%	6.2%	8.3%	7.0%
% of patients satisfied with the treatment they have received	10	10	100.0%	95.7%	96.6%	96.0%

* Figures in italics indicate that the base number is less than 100.

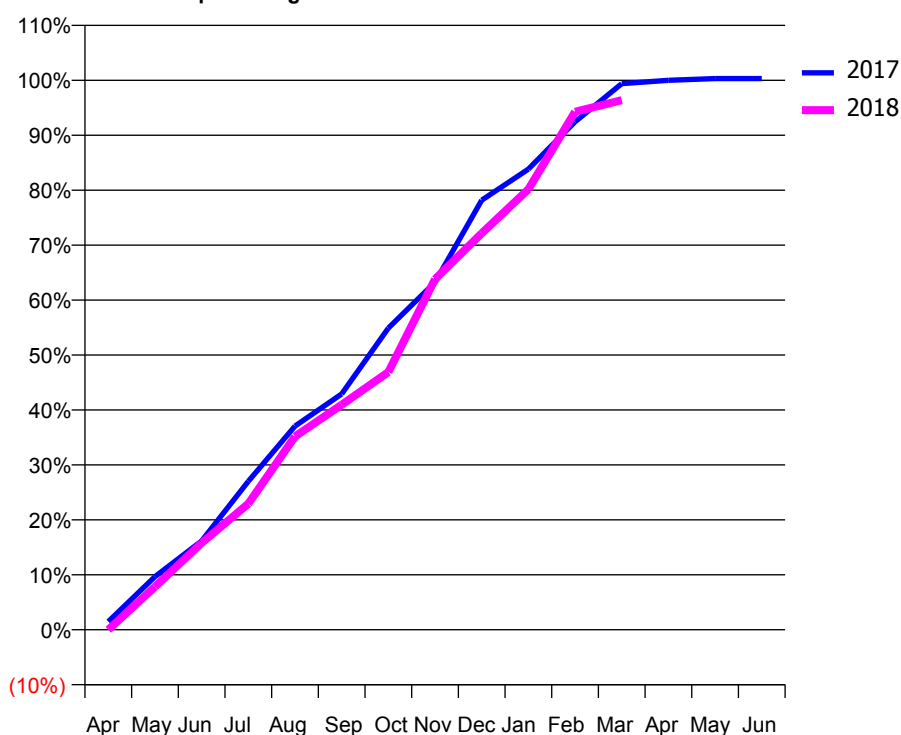
Q58 - Vital Signs Orthodontic At a Glance Contract Report for 186872/0005 - March 2018

Name or company name	ORTHOWORLD 2000 LTD	17/18 Contracted general activity (UDA)	0
Contract type name	PDS Contract	Carry forward general activity (UDA)	0
Purpose of contract	Orthodontic	17/18 Contracted orthodontic activity (UOA)	7,225
Contract start date	01/04/2006	Carry forward orthodontic activity (UOA)	0
Contract end date	31/03/2019	Baseline contract value	£489,736.81

ACCESS	Contract	England and Wales
24 month ratio of assessments to patient IDs	1.00	1.04

ACTIVITY	Contract
Contract assess and fit appliances (case starts) as a percentage of Area Team case starts	2.3 %

Cumulative percentage of contracted UOA delivered 2017 & 2018



Month	Adjusted Scheduled Activity (UOA)		
	2016	2017	2018
April	102	107	0
May	750	698	566
June	1,428	1,168	1,142
July	2,252	1,953	1,657
August	2,881	2,678	2,542
September	3,337	3,100	2,958
October	3,944	3,966	3,389
November	4,492	4,570	4,610
December	5,164	5,648	5,213
January	5,688	6,057	5,792
February	6,710	6,680	6,811
March	7,091	7,181	6,964
April	7,315	7,224	
May	7,315	7,247	
June	7,336	7,247	

QUALITY (rolling 12 month period)

	Contract Quantity	Contract Base Number	Contract *	Area Team	Region	England
% of all assessments that were assess and fit appliances (case starts)	334	486	68.7%	69.7%	57.8%	60.1%
% of all assessments that were assess and refuse	44	486	9.1%	8.5%	11.2%	11.3%
% of all assessments that were assess and review	108	486	22.2%	21.8%	31.0%	28.6%
% of case starts with a reported IOTN of 3 and Aesthetic Component of 5 or below	0	334	N/A	0.2%	0.1%	0.1%
% of case starts with a reported IOTN of 3 and Aesthetic Component of 6 or above	28	334	8.4%	5.8%	4.1%	4.1%
% of case starts with a reported IOTN of 4	261	334	78.1%	75.5%	76.4%	77.7%
% of case starts with a reported IOTN of 5	45	334	13.5%	18.1%	17.7%	16.8 %
% of concluded courses in receipt of dual-arch fixed appliances	191	230	83.0%	74.5%	69.8%	73.8%
% of concluded courses where treatment was abandoned or discontinued	23	230	10.0%	6.2%	8.3%	7.0%
% of patients satisfied with the treatment they have received	10	10	100.0%	95.7%	96.6%	96.0%

* Figures in italics indicate that the base number is less than 100.

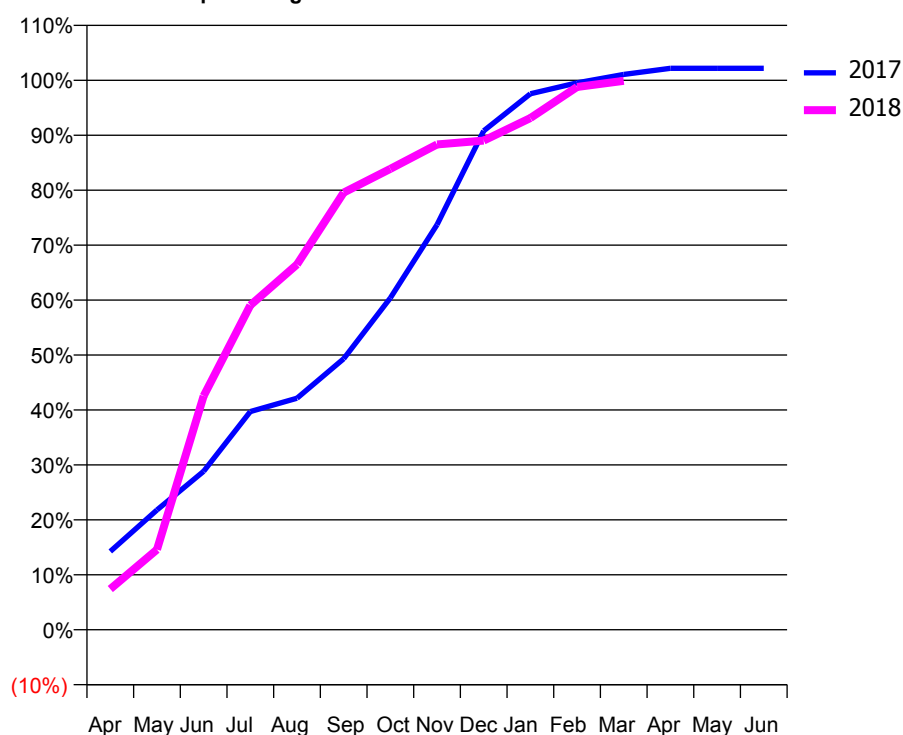
Q58 - Vital Signs Orthodontic At a Glance Contract Report for 187402/0003 - March 2018

Name or company name	Moopen Dental Care	17/18 Contracted general activity (UDA)	44,871
Contract type name	GDS Contract	Carry forward general activity (UDA)	2,509
Purpose of contract	General and Orthodontic	17/18 Contracted orthodontic activity (UOA)	2,926
Contract start date	01/02/2015	Carry forward orthodontic activity (UOA)	0
Contract end date		Baseline contract value	£1,414,517.63

ACCESS	Contract	England and Wales
24 month ratio of assessments to patient IDs	1.05	1.04

ACTIVITY	Contract
Contract assess and fit appliances (case starts) as a percentage of Area Team case starts	0.9 %

Cumulative percentage of contracted UOA delivered 2017 & 2018



Month	Adjusted Scheduled Activity (UOA)		
	2016	2017	2018
April	0	417	217
May	421	638	427
June	424	844	1,245
July	754	1,162	1,728
August	1,121	1,233	1,945
September	1,442	1,443	2,328
October	1,551	1,767	2,454
November	2,162	2,157	2,584
December	2,599	2,657	2,605
January	2,600	2,854	2,725
February	2,900	2,912	2,890
March	3,006	2,957	2,923
April	3,016	2,990	
May	3,016	2,990	
June	3,016	2,990	

QUALITY (rolling 12 month period)

	Contract Quantity	Contract Base Number	Contract *	Area Team	Region	England
% of all assessments that were assess and fit appliances (case starts)	129	448	28.8%	69.7%	57.8%	60.1%
% of all assessments that were assess and refuse	54	448	12.1%	8.5%	11.2%	11.3%
% of all assessments that were assess and review	265	448	59.2%	21.8%	31.0%	28.6%
% of case starts with a reported IOTN of 3 and Aesthetic Component of 5 or below	0	129	N/A	0.2%	0.1%	0.1%
% of case starts with a reported IOTN of 3 and Aesthetic Component of 6 or above	0	129	N/A	5.8%	4.1%	4.1%
% of case starts with a reported IOTN of 4	76	129	58.9%	75.5%	76.4%	77.7%
% of case starts with a reported IOTN of 5	53	129	41.1%	18.1%	17.7%	16.8 %
% of concluded courses in receipt of dual-arch fixed appliances	0	51	N/A	74.5%	69.8%	73.8%
% of concluded courses where treatment was abandoned or discontinued	5	51	9.8%	6.2%	8.3%	7.0%
% of patients satisfied with the treatment they have received	3	3	100.0%	95.7%	96.6%	96.0%

* Figures in italics indicate that the base number is less than 100.

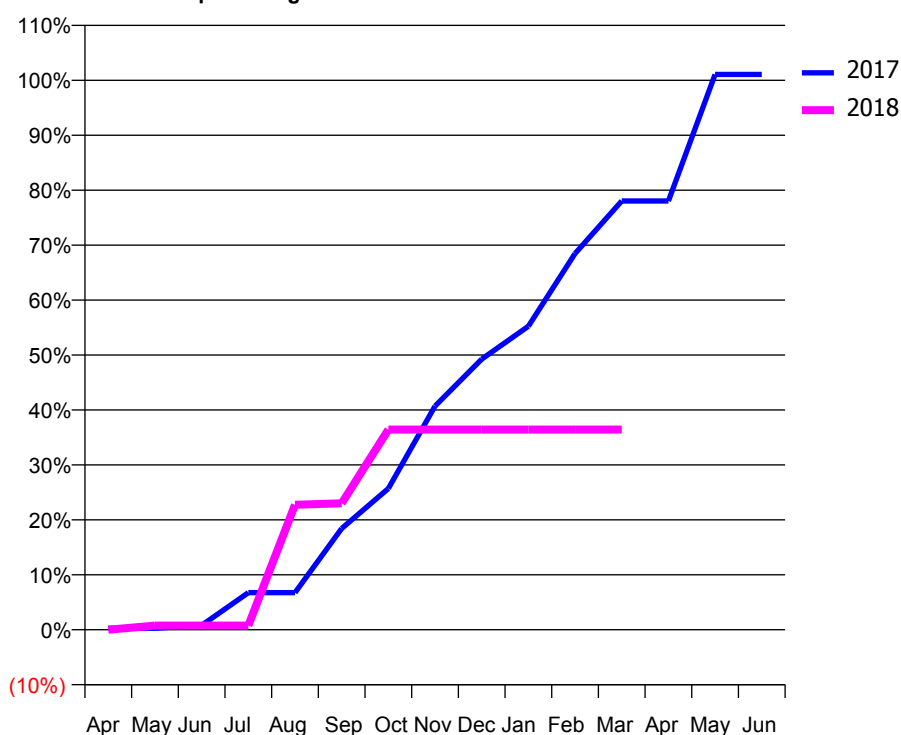
Q58 - Vital Signs Orthodontic At a Glance Contract Report for 187801/0002 - March 2018

Name or company name	Cheyne Walk	17/18 Contracted general activity (UDA)	0
Contract type name	PDS Contract	Carry forward general activity (UDA)	0
Purpose of contract	Orthodontic	17/18 Contracted orthodontic activity (UOA)	8,135
Contract start date	08/08/2007	Carry forward orthodontic activity (UOA)	0
Contract end date	31/03/2019	Baseline contract value	£537,438.31

ACCESS	Contract	England and Wales
24 month ratio of assessments to patient IDs	1.00	1.04

ACTIVITY	Contract
Contract assess and fit appliances (case starts) as a percentage of Area Team case starts	1.6 %

Cumulative percentage of contracted UOA delivered 2017 & 2018



Month	Adjusted Scheduled Activity (UOA)		
	2016	2017	2018
April	161	22	0
May	205	22	63
June	205	66	63
July	205	549	63
August	792	549	1,850
September	792	1,500	1,872
October	2,366	2,092	2,964
November	3,123	3,311	2,964
December	4,369	4,006	2,964
January	4,756	4,494	2,964
February	5,680	5,569	2,964
March	5,680	6,348	2,964
April	6,606	6,348	
May	6,606	8,221	
June	8,202	8,221	

QUALITY (rolling 12 month period)	Contract Quantity	Contract Base Number	Contract *	Area Team	Region	England
% of all assessments that were assess and fit appliances (case starts)	244	245	99.6%	69.7%	57.8%	60.1%
% of all assessments that were assess and refuse	1	245	0.4%	8.5%	11.2%	11.3%
% of all assessments that were assess and review	0	245	0.0%	21.8%	31.0%	28.6%
% of case starts with a reported IOTN of 3 and Aesthetic Component of 5 or below	0	244	N/A	0.2%	0.1%	0.1%
% of case starts with a reported IOTN of 3 and Aesthetic Component of 6 or above	0	244	N/A	5.8%	4.1%	4.1%
% of case starts with a reported IOTN of 4	238	244	97.5%	75.5%	76.4%	77.7%
% of case starts with a reported IOTN of 5	4	244	1.6%	18.1%	17.7%	16.8 %
% of concluded courses in receipt of dual-arch fixed appliances	0	236	N/A	74.5%	69.8%	73.8%
% of concluded courses where treatment was abandoned or discontinued	0	236	0.0%	6.2%	8.3%	7.0%
% of patients satisfied with the treatment they have received	17	19	89.5%	95.7%	96.6%	96.0%

* Figures in italics indicate that the base number is less than 100.

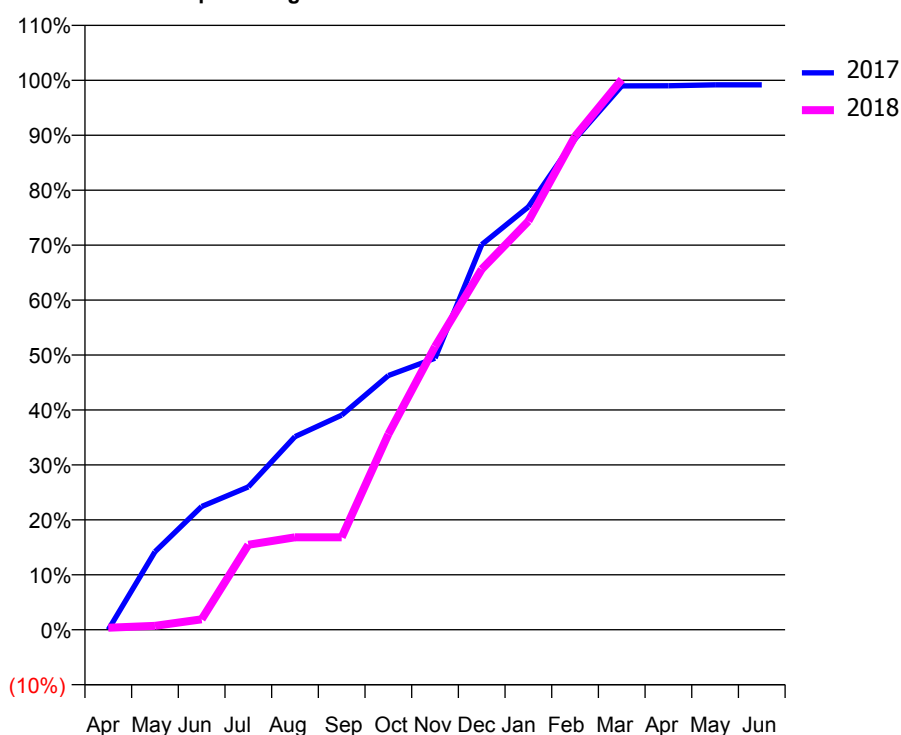
Q58 - Vital Signs Orthodontic At a Glance Contract Report for 188093/0001 - March 2018

Name or company name	Inline Orthodontics	17/18 Contracted general activity (UDA)	0
Contract type name	PDS Contract	Carry forward general activity (UDA)	0
Purpose of contract	Orthodontic	17/18 Contracted orthodontic activity (UOA)	12,238
Contract start date	01/10/2014	Carry forward orthodontic activity (UOA)	102
Contract end date	31/03/2019	Baseline contract value	£802,599.50

ACCESS	Contract	England and Wales
24 month ratio of assessments to patient IDs	1.00	1.04

ACTIVITY	Contract
Contract assess and fit appliances (case starts) as a percentage of Area Team case starts	4.0 %

Cumulative percentage of contracted UOA delivered 2017 & 2018



Month	Adjusted Scheduled Activity (UOA)		
	2016	2017	2018
April	176	0	45
May	290	1,740	87
June	561	2,746	234
July	561	3,182	1,893
August	561	4,302	2,061
September	561	4,779	2,061
October	561	5,661	4,354
November	582	6,047	6,307
December	1,044	8,579	8,029
January	1,066	9,419	9,100
February	9,504	10,931	10,990
March	12,278	12,111	12,254
April	12,405	12,115	
May	12,448	12,136	
June	12,448	12,136	

QUALITY (rolling 12 month period)

	Contract Quantity	Contract Base Number	Contract *	Area Team	Region	England
% of all assessments that were assess and fit appliances (case starts)	592	592	100.0%	69.7%	57.8%	60.1%
% of all assessments that were assess and refuse	0	592	0.0%	8.5%	11.2%	11.3%
% of all assessments that were assess and review	0	592	0.0%	21.8%	31.0%	28.6%
% of case starts with a reported IOTN of 3 and Aesthetic Component of 5 or below	2	592	0.3%	0.2%	0.1%	0.1%
% of case starts with a reported IOTN of 3 and Aesthetic Component of 6 or above	33	592	5.6%	5.8%	4.1%	4.1%
% of case starts with a reported IOTN of 4	411	592	69.4%	75.5%	76.4%	77.7%
% of case starts with a reported IOTN of 5	145	592	24.5%	18.1%	17.7%	16.8 %
% of concluded courses in receipt of dual-arch fixed appliances	476	509	93.5%	74.5%	69.8%	73.8%
% of concluded courses where treatment was abandoned or discontinued	15	509	2.9%	6.2%	8.3%	7.0%
% of patients satisfied with the treatment they have received	19	19	100.0%	95.7%	96.6%	96.0%

* Figures in italics indicate that the base number is less than 100.

Q58 - Vital Signs Orthodontic At a Glance Contract Report for 192961/0001 - March 2018

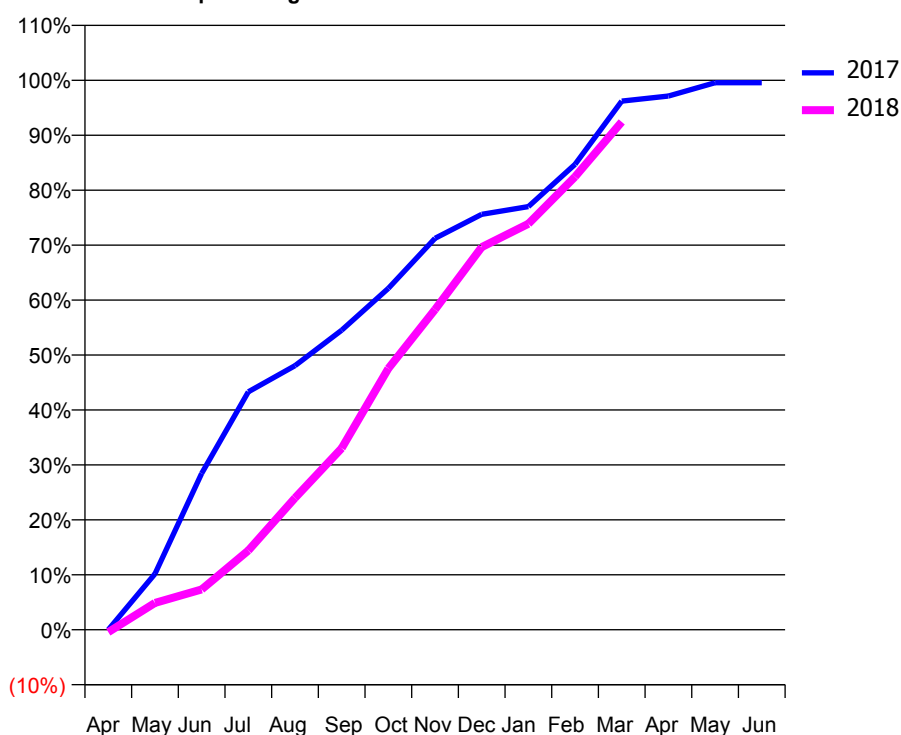
Name or company name	Mrs P Hadj-Bagheri, Mr M Eyrumlu and Mr A Eyruml
Contract type name	GDS Contract
Purpose of contract	Orthodontic
Contract start date	01/12/2014
Contract end date	

17/18 Contracted general activity (UDA)	0
Carry forward general activity (UDA)	0
17/18 Contracted orthodontic activity (UOA)	4,500
Carry forward orthodontic activity (UOA)	20
Baseline contract value	£273,695.43

ACCESS	Contract	England and Wales
24 month ratio of assessments to patient IDs	1.04	1.04

ACTIVITY	Contract
Contract assess and fit appliances (case starts) as a percentage of Area Team case starts	1.4 %

Cumulative percentage of contracted UOA delivered 2017 & 2018



Month	Adjusted Scheduled Activity (UOA)		
	2016	2017	2018
April	90	0	-20
May	224	458	220
June	403	1,280	330
July	429	1,949	649
August	778	2,163	1,080
September	1,186	2,453	1,487
October	2,537	2,796	2,140
November	3,055	3,206	2,623
December	3,591	3,402	3,133
January	3,906	3,465	3,325
February	4,675	3,812	3,710
March	4,675	4,329	4,159
April	4,675	4,371	
May	4,913	4,480	
June	4,913	4,480	

QUALITY (rolling 12 month period)	Contract Quantity	Contract Base Number	Contract *	Area Team	Region	England
% of all assessments that were assess and fit appliances (case starts)	203	303	67.0%	69.7%	57.8%	60.1%
% of all assessments that were assess and refuse	6	303	2.0%	8.5%	11.2%	11.3%
% of all assessments that were assess and review	94	303	31.0%	21.8%	31.0%	28.6%
% of case starts with a reported IOTN of 3 and Aesthetic Component of 5 or below	0	203	N/A	0.2%	0.1%	0.1%
% of case starts with a reported IOTN of 3 and Aesthetic Component of 6 or above	15	203	7.4%	5.8%	4.1%	4.1%
% of case starts with a reported IOTN of 4	182	203	89.7%	75.5%	76.4%	77.7%
% of case starts with a reported IOTN of 5	2	203	1.0%	18.1%	17.7%	16.8 %
% of concluded courses in receipt of dual-arch fixed appliances	3	5	60.0%	74.5%	69.8%	73.8%
% of concluded courses where treatment was abandoned or discontinued	0	5	0.0%	6.2%	8.3%	7.0%
% of patients satisfied with the treatment they have received	5	5	100.0%	95.7%	96.6%	96.0%

* Figures in italics indicate that the base number is less than 100.

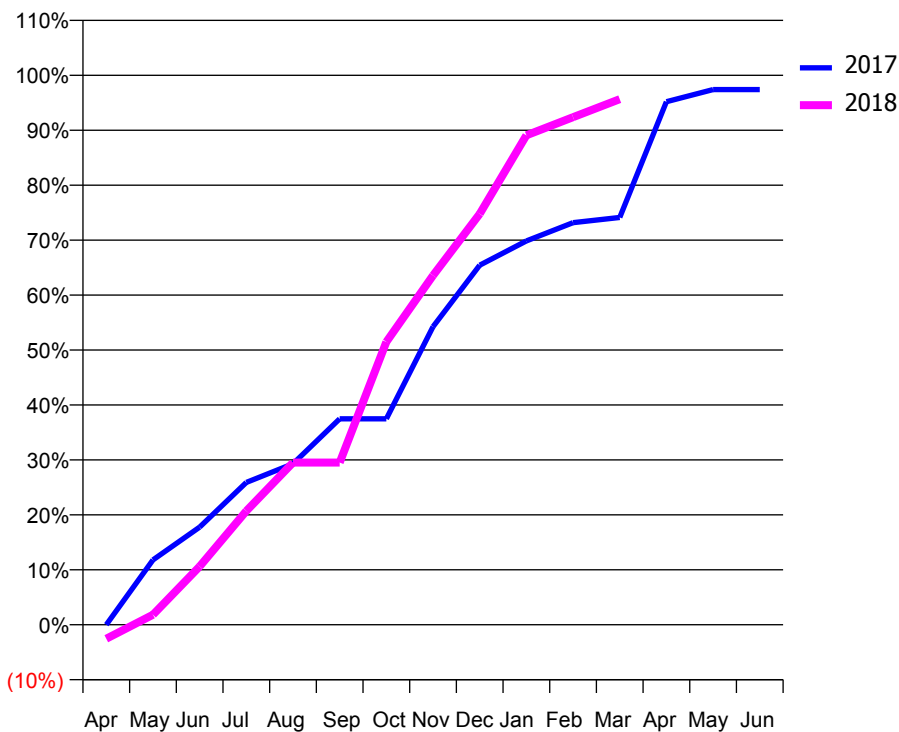
Q58 - Vital Signs Orthodontic At a Glance Contract Report for 196355/0001 - March 2018

Name or company name	Ortho-Tek Limited	17/18 Contracted general activity (UDA)	0
Contract type name	PDS Contract	Carry forward general activity (UDA)	0
Purpose of contract	Orthodontic	17/18 Contracted orthodontic activity (UOA)	1,911
Contract start date	01/04/2009	Carry forward orthodontic activity (UOA)	49
Contract end date	31/03/2019	Baseline contract value	£118,222.26

ACCESS	Contract	England and Wales
24 month ratio of assessments to patient IDs	1.00	1.04

ACTIVITY	Contract
Contract assess and fit appliances (case starts) as a percentage of Area Team case starts	0.8 %

Cumulative percentage of contracted UOA delivered 2017 & 2018



Month	Adjusted Scheduled Activity (UOA)		
	2016	2017	2018
April	-46	0	-49
May	18	224	35
June	35	337	203
July	138	491	396
August	221	556	564
September	290	711	564
October	352	711	984
November	515	1,029	1,215
December	715	1,241	1,429
January	725	1,325	1,702
February	1,005	1,388	1,765
March	1,501	1,406	1,828
April	1,926	1,805	
May	1,926	1,847	
June	1,926	1,847	

QUALITY (rolling 12 month period)

	Contract Quantity	Contract Base Number	Contract *	Area Team	Region	England
% of all assessments that were assess and fit appliances (case starts)	112	113	99.1%	69.7%	57.8%	60.1%
% of all assessments that were assess and refuse	0	113	0.0%	8.5%	11.2%	11.3%
% of all assessments that were assess and review	1	113	0.9%	21.8%	31.0%	28.6%
% of case starts with a reported IOTN of 3 and Aesthetic Component of 5 or below	1	112	0.9%	0.2%	0.1%	0.1%
% of case starts with a reported IOTN of 3 and Aesthetic Component of 6 or above	5	112	4.5%	5.8%	4.1%	4.1%
% of case starts with a reported IOTN of 4	83	112	74.1%	75.5%	76.4%	77.7%
% of case starts with a reported IOTN of 5	23	112	20.5%	18.1%	17.7%	16.8 %
% of concluded courses in receipt of dual-arch fixed appliances	81	99	81.8%	74.5%	69.8%	73.8%
% of concluded courses where treatment was abandoned or discontinued	11	99	11.1%	6.2%	8.3%	7.0%
% of patients satisfied with the treatment they have received	4	4	100.0%	95.7%	96.6%	96.0%

* Figures in italics indicate that the base number is less than 100.

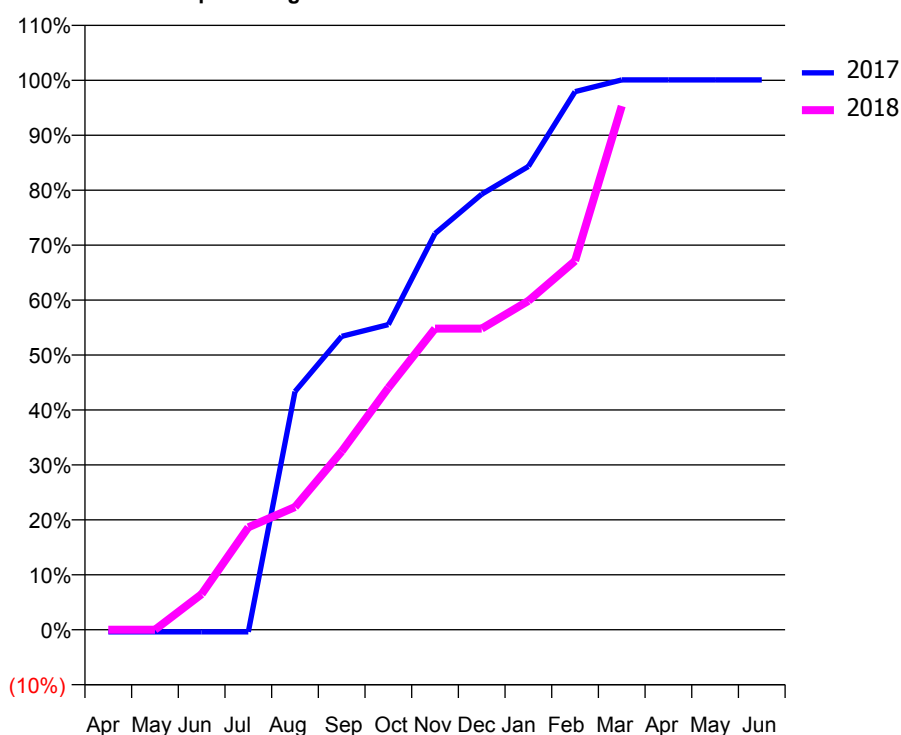
Q58 - Vital Signs Orthodontic At a Glance Contract Report for 197726/0001 - March 2018

Name or company name	The Tomlinson Avenue Orthodontic Centre Ltd	17/18 Contracted general activity (UDA)	0
Contract type name	PDS Contract	Carry forward general activity (UDA)	0
Purpose of contract	Orthodontic	17/18 Contracted orthodontic activity (UOA)	2,937
Contract start date	15/12/2010	Carry forward orthodontic activity (UOA)	0
Contract end date	31/03/2019	Baseline contract value	£166,497.23

ACCESS	Contract	England and Wales
24 month ratio of assessments to patient IDs	1.08	1.04

ACTIVITY	Contract
Contract assess and fit appliances (case starts) as a percentage of Area Team case starts	0.9 %

Cumulative percentage of contracted UOA delivered 2017 & 2018



Month	Adjusted Scheduled Activity (UOA)		
	2016	2017	2018
April	59	-12	0
May	1,079	-12	0
June	1,316	-12	191
July	1,679	-12	548
August	1,710	1,273	656
September	1,920	1,568	953
October	1,920	1,631	1,293
November	1,992	2,118	1,610
December	2,279	2,328	1,610
January	2,382	2,476	1,758
February	2,723	2,876	1,972
March	2,841	2,939	2,799
April	2,883	2,939	
May	2,883	2,939	
June	2,925	2,939	

QUALITY (rolling 12 month period)	Contract Quantity	Contract Base Number	Contract *	Area Team	Region	England
% of all assessments that were assess and fit appliances (case starts)	139	170	81.8%	69.7%	57.8%	60.1%
% of all assessments that were assess and refuse	0	170	0.0%	8.5%	11.2%	11.3%
% of all assessments that were assess and review	31	170	18.2%	21.8%	31.0%	28.6%
% of case starts with a reported IOTN of 3 and Aesthetic Component of 5 or below	0	139	N/A	0.2%	0.1%	0.1%
% of case starts with a reported IOTN of 3 and Aesthetic Component of 6 or above	3	139	2.2%	5.8%	4.1%	4.1%
% of case starts with a reported IOTN of 4	106	139	76.3%	75.5%	76.4%	77.7%
% of case starts with a reported IOTN of 5	30	139	21.6%	18.1%	17.7%	16.8 %
% of concluded courses in receipt of dual-arch fixed appliances	41	48	85.4%	74.5%	69.8%	73.8%
% of concluded courses where treatment was abandoned or discontinued	1	48	2.1%	6.2%	8.3%	7.0%
% of patients satisfied with the treatment they have received	1	2	50.0%	95.7%	96.6%	96.0%

* Figures in italics indicate that the base number is less than 100.

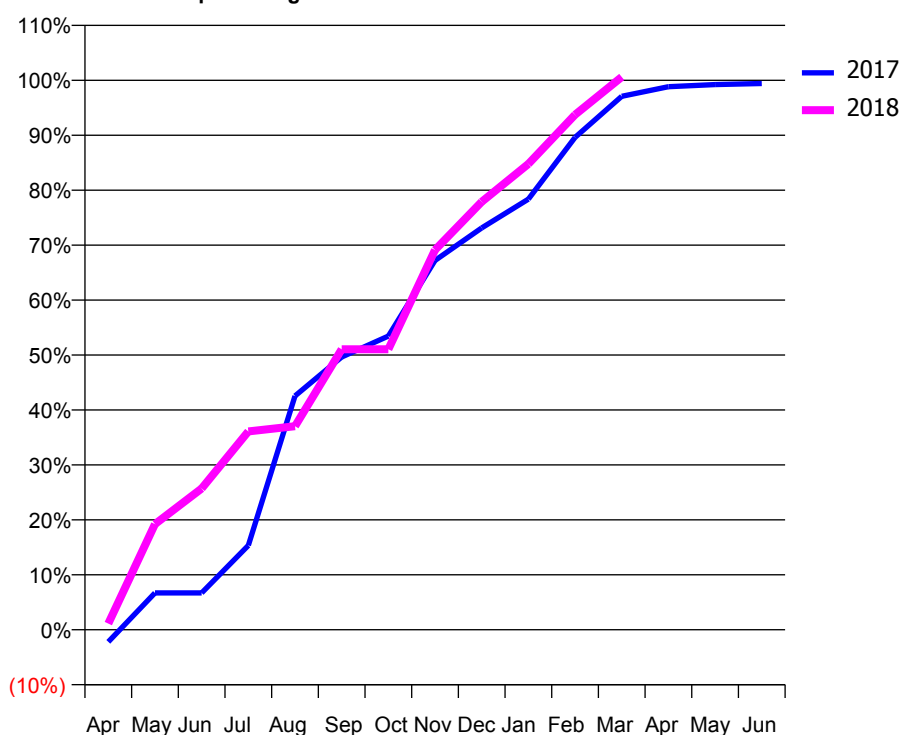
Q58 - Vital Signs Orthodontic At a Glance Contract Report for 199761/0001 - March 2018

Name or company name	Watford Orthodontics Limited	17/18 Contracted general activity (UDA)	0
Contract type name	PDS Contract	Carry forward general activity (UDA)	0
Purpose of contract	Orthodontic	17/18 Contracted orthodontic activity (UOA)	11,015
Contract start date	01/04/2009	Carry forward orthodontic activity (UOA)	65
Contract end date	31/03/2018	Baseline contract value	£688,102.64

ACCESS	Contract	England and Wales
24 month ratio of assessments to patient IDs	1.00	1.04

ACTIVITY	Contract
Contract assess and fit appliances (case starts) as a percentage of Area Team case starts	3.7 %

Cumulative percentage of contracted UOA delivered 2017 & 2018



Month	Adjusted Scheduled Activity (UOA)		
	2016	2017	2018
April	-243	-244	124
May	-243	739	2,119
June	619	739	2,833
July	1,766	1,690	3,975
August	3,644	4,687	4,080
September	4,824	5,468	5,624
October	4,845	5,888	5,624
November	5,472	7,403	7,614
December	6,799	8,055	8,580
January	7,443	8,632	9,338
February	9,769	9,871	10,325
March	10,623	10,694	11,081
April	10,623	10,887	
May	10,665	10,929	
June	10,771	10,950	

QUALITY (rolling 12 month period)

	Contract Quantity	Contract Base Number	Contract *	Area Team	Region	England
% of all assessments that were assess and fit appliances (case starts)	546	672	81.3%	69.7%	57.8%	60.1%
% of all assessments that were assess and refuse	51	672	7.6%	8.5%	11.2%	11.3%
% of all assessments that were assess and review	75	672	11.2%	21.8%	31.0%	28.6%
% of case starts with a reported IOTN of 3 and Aesthetic Component of 5 or below	0	546	N/A	0.2%	0.1%	0.1%
% of case starts with a reported IOTN of 3 and Aesthetic Component of 6 or above	13	546	2.4%	5.8%	4.1%	4.1%
% of case starts with a reported IOTN of 4	446	546	81.7%	75.5%	76.4%	77.7%
% of case starts with a reported IOTN of 5	85	546	15.6%	18.1%	17.7%	16.8 %
% of concluded courses in receipt of dual-arch fixed appliances	188	468	40.2%	74.5%	69.8%	73.8%
% of concluded courses where treatment was abandoned or discontinued	19	468	4.1%	6.2%	8.3%	7.0%
% of patients satisfied with the treatment they have received	14	14	100.0%	95.7%	96.6%	96.0%

* Figures in italics indicate that the base number is less than 100.

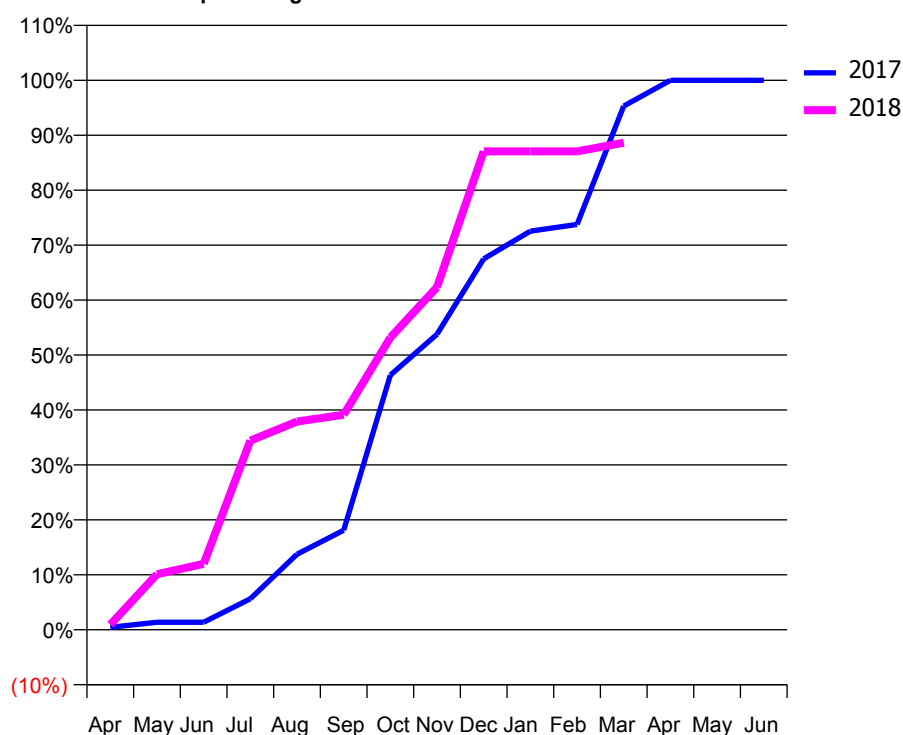
Q58 - Vital Signs Orthodontic At a Glance Contract Report for 201162/0004 - March 2018

Name or company name	MR JG MCKEON	17/18 Contracted general activity (UDA)	0
Contract type name	GDS Contract	Carry forward general activity (UDA)	0
Purpose of contract	Orthodontic	17/18 Contracted orthodontic activity (UOA)	255
Contract start date	01/04/2010	Carry forward orthodontic activity (UOA)	0
Contract end date	30/09/2019	Baseline contract value	£16,804.05

ACCESS	Contract	England and Wales
24 month ratio of assessments to patient IDs	1.06	1.04

ACTIVITY	Contract
Contract assess and fit appliances (case starts) as a percentage of Area Team case starts	0.1 %

Cumulative percentage of contracted UOA delivered 2017 & 2018



Month	Adjusted Scheduled Activity (UOA)		
	2016	2017	2018
April	5	2	2
May	5	7	26
June	71	7	31
July	93	30	88
August	114	73	97
September	177	96	100
October	178	245	136
November	178	284	159
December	179	356	222
January	222	383	222
February	378	389	222
March	423	503	226
April	423	528	
May	423	528	
June	423	528	

QUALITY (rolling 12 month period)

	Contract Quantity	Contract Base Number	Contract *	Area Team	Region	England
% of all assessments that were assess and fit appliances (case starts)	9	18	50.0%	69.7%	57.8%	60.1%
% of all assessments that were assess and refuse	0	18	0.0%	8.5%	11.2%	11.3%
% of all assessments that were assess and review	9	18	50.0%	21.8%	31.0%	28.6%
% of case starts with a reported IOTN of 3 and Aesthetic Component of 5 or below	0	9	N/A	0.2%	0.1%	0.1%
% of case starts with a reported IOTN of 3 and Aesthetic Component of 6 or above	1	9	11.1%	5.8%	4.1%	4.1%
% of case starts with a reported IOTN of 4	8	9	88.9%	75.5%	76.4%	77.7%
% of case starts with a reported IOTN of 5	0	9	N/A	18.1%	17.7%	16.8 %
% of concluded courses in receipt of dual-arch fixed appliances	1	1	100.0%	74.5%	69.8%	73.8%
% of concluded courses where treatment was abandoned or discontinued	0	1	0.0%	6.2%	8.3%	7.0%
% of patients satisfied with the treatment they have received	2	2	100.0%	95.7%	96.6%	96.0%

* Figures in italics indicate that the base number is less than 100.

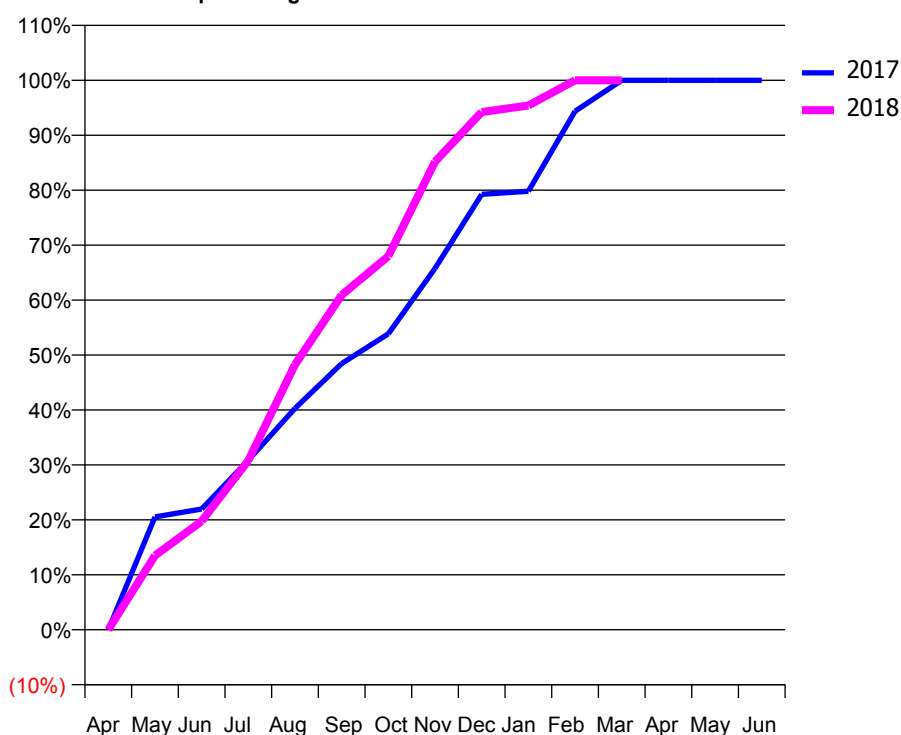
Q58 - Vital Signs Orthodontic At a Glance Contract Report for 232718/0001 - March 2018

Name or company name	MR A RUMBAK	17/18 Contracted general activity (UDA)	0
Contract type name	PDS Contract	Carry forward general activity (UDA)	0
Purpose of contract	Orthodontic	17/18 Contracted orthodontic activity (UOA)	3,747
Contract start date	01/04/2006	Carry forward orthodontic activity (UOA)	0
Contract end date	31/03/2019	Baseline contract value	£231,825.01

ACCESS	Contract	England and Wales
24 month ratio of assessments to patient IDs	1.04	1.04

ACTIVITY	Contract
Contract assess and fit appliances (case starts) as a percentage of Area Team case starts	1.1 %

Cumulative percentage of contracted UOA delivered 2017 & 2018



Month	Adjusted Scheduled Activity (UOA)		
	2016	2017	2018
April	-20	0	0
May	260	770	506
June	514	823	741
July	946	1,156	1,154
August	1,400	1,510	1,808
September	1,536	1,815	2,283
October	1,633	2,018	2,547
November	2,068	2,465	3,192
December	2,463	2,969	3,530
January	2,463	2,990	3,575
February	3,286	3,536	3,747
March	3,726	3,747	3,747
April	3,754	3,747	
May	3,754	3,747	
June	3,754	3,747	

QUALITY (rolling 12 month period)

	Contract Quantity	Contract Base Number	Contract *	Area Team	Region	England
% of all assessments that were assess and fit appliances (case starts)	163	483	33.7%	69.7%	57.8%	60.1%
% of all assessments that were assess and refuse	1	483	0.2%	8.5%	11.2%	11.3%
% of all assessments that were assess and review	319	483	66.0%	21.8%	31.0%	28.6%
% of case starts with a reported IOTN of 3 and Aesthetic Component of 5 or below	0	163	N/A	0.2%	0.1%	0.1%
% of case starts with a reported IOTN of 3 and Aesthetic Component of 6 or above	0	163	N/A	5.8%	4.1%	4.1%
% of case starts with a reported IOTN of 4	127	163	77.9%	75.5%	76.4%	77.7%
% of case starts with a reported IOTN of 5	36	163	22.1%	18.1%	17.7%	16.8 %
% of concluded courses in receipt of dual-arch fixed appliances	0	97	N/A	74.5%	69.8%	73.8%
% of concluded courses where treatment was abandoned or discontinued	1	97	1.0%	6.2%	8.3%	7.0%
% of patients satisfied with the treatment they have received	5	5	100.0%	95.7%	96.6%	96.0%

* Figures in italics indicate that the base number is less than 100.

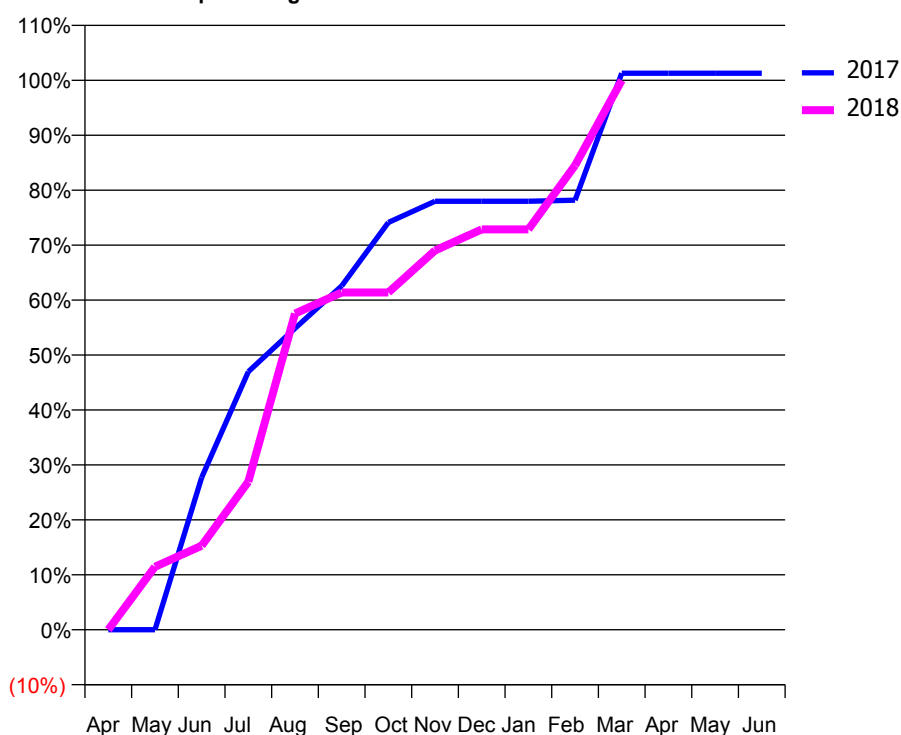
Q58 - Vital Signs Orthodontic At a Glance Contract Report for 263605/0003 - March 2018

Name or company name	MR MD VERNON	17/18 Contracted general activity (UDA)	0
Contract type name	PDS Contract	Carry forward general activity (UDA)	0
Purpose of contract	Orthodontic	17/18 Contracted orthodontic activity (UOA)	549
Contract start date	01/02/2010	Carry forward orthodontic activity (UOA)	0
Contract end date	31/03/2019	Baseline contract value	£33,969.60

ACCESS	Contract	England and Wales
24 month ratio of assessments to patient IDs	1.00	1.04

ACTIVITY	Contract
Contract assess and fit appliances (case starts) as a percentage of Area Team case starts	0.2 %

Cumulative percentage of contracted UOA delivered 2017 & 2018



Month	Adjusted Scheduled Activity (UOA)		
	2016	2017	2018
April	-1	0	0
May	126	0	63
June	338	151	84
July	402	256	148
August	423	299	316
September	510	341	337
October	534	404	337
November	556	425	379
December	556	425	400
January	556	425	400
February	559	426	464
March	559	552	549
April	559	552	
May	559	552	
June	560	552	

QUALITY (rolling 12 month period)

	Contract Quantity	Contract Base Number	Contract *	Area Team	Region	England
% of all assessments that were assess and fit appliances (case starts)	26	29	89.7%	69.7%	57.8%	60.1%
% of all assessments that were assess and refuse	0	29	0.0%	8.5%	11.2%	11.3%
% of all assessments that were assess and review	3	29	10.3%	21.8%	31.0%	28.6%
% of case starts with a reported IOTN of 3 and Aesthetic Component of 5 or below	0	26	N/A	0.2%	0.1%	0.1%
% of case starts with a reported IOTN of 3 and Aesthetic Component of 6 or above	0	26	N/A	5.8%	4.1%	4.1%
% of case starts with a reported IOTN of 4	18	26	69.2%	75.5%	76.4%	77.7%
% of case starts with a reported IOTN of 5	8	26	30.8%	18.1%	17.7%	16.8 %
% of concluded courses in receipt of dual-arch fixed appliances	20	22	90.9%	74.5%	69.8%	73.8%
% of concluded courses where treatment was abandoned or discontinued	1	22	4.5%	6.2%	8.3%	7.0%
% of patients satisfied with the treatment they have received	1	1	100.0%	95.7%	96.6%	96.0%

* Figures in italics indicate that the base number is less than 100.

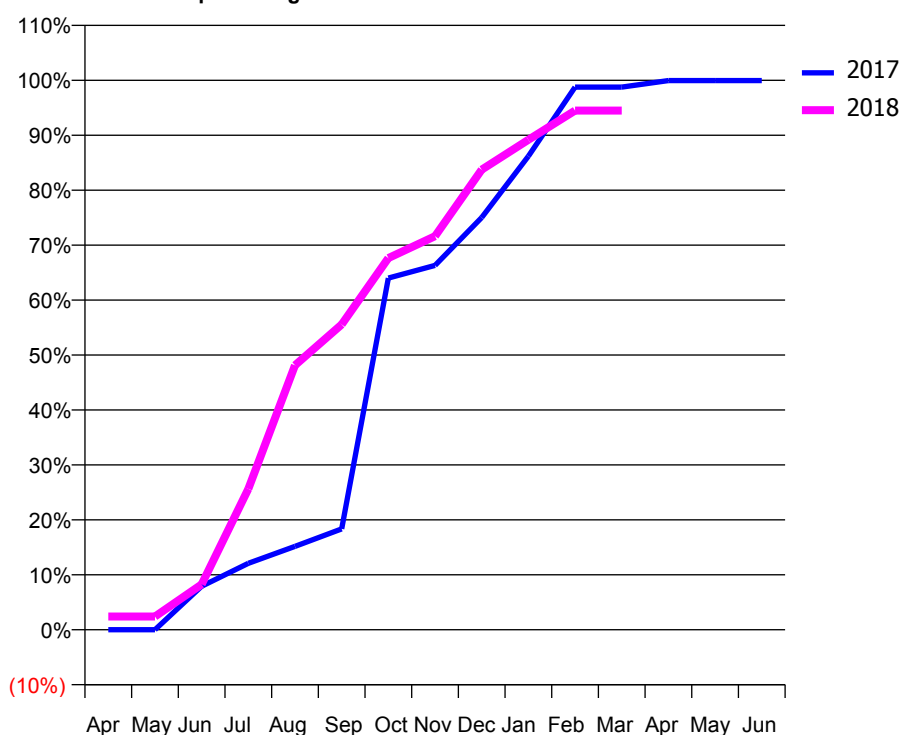
Q58 - Vital Signs Orthodontic At a Glance Contract Report for 333441/0001 - March 2018

Name or company name	MRS AA SOYOMBO	17/18 Contracted general activity (UDA)	0
Contract type name	PDS Contract	Carry forward general activity (UDA)	0
Purpose of contract	Orthodontic	17/18 Contracted orthodontic activity (UOA)	8,028
Contract start date	01/04/2006	Carry forward orthodontic activity (UOA)	4
Contract end date	31/03/2019	Baseline contract value	£526,468.30

ACCESS	Contract	England and Wales
24 month ratio of assessments to patient IDs	1.31	1.04

ACTIVITY	Contract
Contract assess and fit appliances (case starts) as a percentage of Area Team case starts	2.8 %

Cumulative percentage of contracted UOA delivered 2017 & 2018



Month	Adjusted Scheduled Activity (UOA)		
	2016	2017	2018
April	-8	0	194
May	939	0	194
June	1,516	637	664
July	2,516	972	2,058
August	3,466	1,218	3,865
September	4,021	1,474	4,461
October	4,021	5,138	5,430
November	5,486	5,323	5,749
December	6,508	6,023	6,723
January	7,135	6,919	7,159
February	7,135	7,928	7,586
March	7,382	7,928	7,586
April	7,579	8,024	
May	7,579	8,024	
June	7,580	8,024	

QUALITY (rolling 12 month period)

	Contract Quantity	Contract Base Number	Contract *	Area Team	Region	England
% of all assessments that were assess and fit appliances (case starts)	421	938	44.9%	69.7%	57.8%	60.1%
% of all assessments that were assess and refuse	25	938	2.7%	8.5%	11.2%	11.3%
% of all assessments that were assess and review	492	938	52.5%	21.8%	31.0%	28.6%
% of case starts with a reported IOTN of 3 and Aesthetic Component of 5 or below	0	421	N/A	0.2%	0.1%	0.1%
% of case starts with a reported IOTN of 3 and Aesthetic Component of 6 or above	0	421	N/A	5.8%	4.1%	4.1%
% of case starts with a reported IOTN of 4	411	421	97.6%	75.5%	76.4%	77.7%
% of case starts with a reported IOTN of 5	8	421	1.9%	18.1%	17.7%	16.8 %
% of concluded courses in receipt of dual-arch fixed appliances	213	263	81.0%	74.5%	69.8%	73.8%
% of concluded courses where treatment was abandoned or discontinued	40	263	15.2%	6.2%	8.3%	7.0%
% of patients satisfied with the treatment they have received	12	14	85.7%	95.7%	96.6%	96.0%

* Figures in italics indicate that the base number is less than 100.

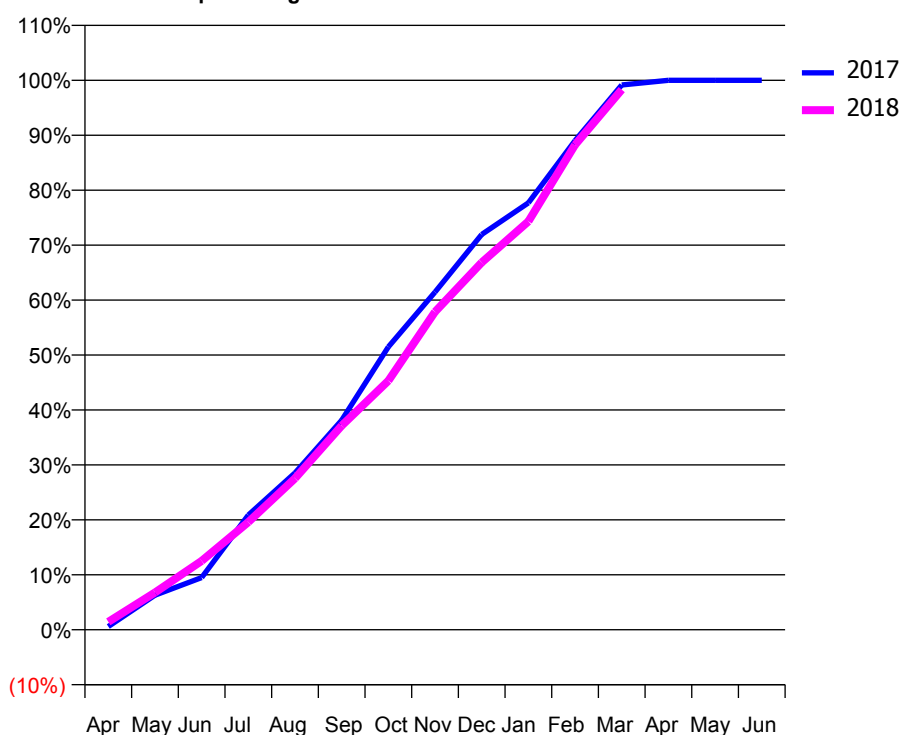
Q58 - Vital Signs Orthodontic At a Glance Contract Report for 335460/0001 - March 2018

Name or company name	MR SF ISMAIL	17/18 Contracted general activity (UDA)	0
Contract type name	PDS Contract	Carry forward general activity (UDA)	0
Purpose of contract	Orthodontic	17/18 Contracted orthodontic activity (UOA)	7,302
Contract start date	01/04/2006	Carry forward orthodontic activity (UOA)	0
Contract end date	31/03/2019	Baseline contract value	£461,809.06

ACCESS	Contract	England and Wales
24 month ratio of assessments to patient IDs	1.01	1.04

ACTIVITY	Contract
Contract assess and fit appliances (case starts) as a percentage of Area Team case starts	2.3 %

Cumulative percentage of contracted UOA delivered 2017 & 2018



Month	Adjusted Scheduled Activity (UOA)		
	2016	2017	2018
April	-12	44	106
May	177	460	496
June	368	693	916
July	1,024	1,525	1,431
August	1,833	2,085	2,012
September	2,392	2,785	2,712
October	3,135	3,759	3,310
November	3,979	4,488	4,226
December	4,997	5,253	4,881
January	5,369	5,673	5,427
February	6,474	6,501	6,443
March	7,041	7,239	7,178
April	7,306	7,302	
May	7,306	7,302	
June	7,306	7,302	

QUALITY (rolling 12 month period)	Contract Quantity	Contract Base Number	Contract *	Area Team	Region	England
% of all assessments that were assess and fit appliances (case starts)	346	562	61.6%	69.7%	57.8%	60.1%
% of all assessments that were assess and refuse	53	562	9.4%	8.5%	11.2%	11.3%
% of all assessments that were assess and review	163	562	29.0%	21.8%	31.0%	28.6%
% of case starts with a reported IOTN of 3 and Aesthetic Component of 5 or below	2	346	0.6%	0.2%	0.1%	0.1%
% of case starts with a reported IOTN of 3 and Aesthetic Component of 6 or above	13	346	3.8%	5.8%	4.1%	4.1%
% of case starts with a reported IOTN of 4	264	346	76.3%	75.5%	76.4%	77.7%
% of case starts with a reported IOTN of 5	60	346	17.3%	18.1%	17.7%	16.8 %
% of concluded courses in receipt of dual-arch fixed appliances	265	303	87.5%	74.5%	69.8%	73.8%
% of concluded courses where treatment was abandoned or discontinued	23	303	7.6%	6.2%	8.3%	7.0%
% of patients satisfied with the treatment they have received	13	14	92.9%	95.7%	96.6%	96.0%

* Figures in italics indicate that the base number is less than 100.

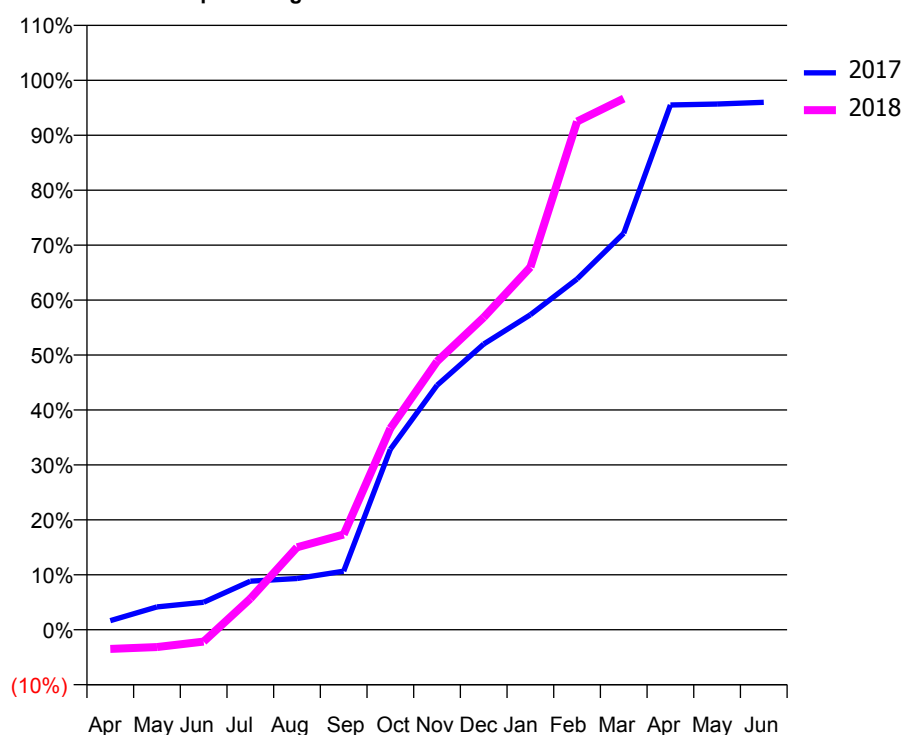
Q58 - Vital Signs Orthodontic At a Glance Contract Report for 363456/0002 - March 2018

Name or company name	Ballard & Tucker	17/18 Contracted general activity (UDA)	0
Contract type name	GDS Contract	Carry forward general activity (UDA)	0
Purpose of contract	Orthodontic	17/18 Contracted orthodontic activity (UOA)	600
Contract start date	01/04/2006	Carry forward orthodontic activity (UOA)	24
Contract end date		Baseline contract value	£40,001.61

ACCESS	Contract	England and Wales
24 month ratio of assessments to patient IDs	1.10	1.04

ACTIVITY	Contract
Contract assess and fit appliances (case starts) as a percentage of Area Team case starts	0.2 %

Cumulative percentage of contracted UOA delivered 2017 & 2018



Month	Adjusted Scheduled Activity (UOA)		
	2016	2017	2018
April	13	10	-21
May	62	25	-19
June	62	30	-13
July	62	53	34
August	62	56	90
September	62	64	104
October	254	197	220
November	254	267	293
December	254	312	341
January	307	344	396
February	357	383	555
March	438	433	580
April	504	573	
May	510	574	
June	511	576	

QUALITY (rolling 12 month period)

	Contract Quantity	Contract Base Number	Contract *	Area Team	Region	England
% of all assessments that were assess and fit appliances (case starts)	35	156	22.4%	69.7%	57.8%	60.1%
% of all assessments that were assess and refuse	1	156	0.6%	8.5%	11.2%	11.3%
% of all assessments that were assess and review	120	156	76.9%	21.8%	31.0%	28.6%
% of case starts with a reported IOTN of 3 and Aesthetic Component of 5 or below	0	35	<i>N/A</i>	0.2%	0.1%	0.1%
% of case starts with a reported IOTN of 3 and Aesthetic Component of 6 or above	2	35	5.7%	5.8%	4.1%	4.1%
% of case starts with a reported IOTN of 4	29	35	82.9%	75.5%	76.4%	77.7%
% of case starts with a reported IOTN of 5	4	35	11.4%	18.1%	17.7%	16.8 %
% of concluded courses in receipt of dual-arch fixed appliances	0	4	<i>N/A</i>	74.5%	69.8%	73.8%
% of concluded courses where treatment was abandoned or discontinued	1	4	25.0%	6.2%	8.3%	7.0%
% of patients satisfied with the treatment they have received	2	2	100.0%	95.7%	96.6%	96.0%

* Figures in italics indicate that the base number is less than 100.

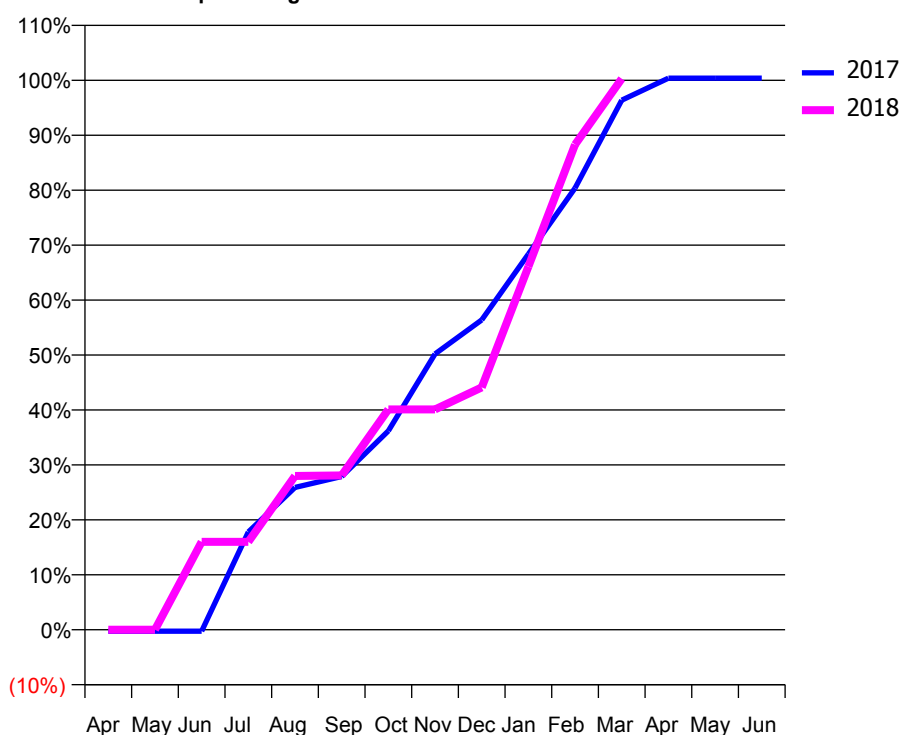
Q58 - Vital Signs Orthodontic At a Glance Contract Report for 573949/0001 - March 2018

Name or company name	MR IJ DIBBLE	17/18 Contracted general activity (UDA)	4,055
Contract type name	GDS Contract	Carry forward general activity (UDA)	0
Purpose of contract	General and Orthodontic	17/18 Contracted orthodontic activity (UOA)	1,050
Contract start date	01/04/2006	Carry forward orthodontic activity (UOA)	0
Contract end date		Baseline contract value	£215,610.24

ACCESS	Contract	England and Wales
24 month ratio of assessments to patient IDs	1.02	1.04

ACTIVITY	Contract
Contract assess and fit appliances (case starts) as a percentage of Area Team case starts	0.4 %

Cumulative percentage of contracted UOA delivered 2017 & 2018



Month	Adjusted Scheduled Activity (UOA)		
	2016	2017	2018
April	15	-3	0
May	15	-3	0
June	15	-3	168
July	111	187	168
August	153	272	294
September	283	293	295
October	411	380	421
November	411	527	421
December	621	592	463
January	621	718	694
February	773	844	927
March	837	1,012	1,053
April	1,047	1,054	
May	1,047	1,054	
June	1,047	1,054	

QUALITY (rolling 12 month period)

	Contract Quantity	Contract Base Number	Contract *	Area Team	Region	England
% of all assessments that were assess and fit appliances (case starts)	52	53	98.1%	69.7%	57.8%	60.1%
% of all assessments that were assess and refuse	1	53	1.9%	8.5%	11.2%	11.3%
% of all assessments that were assess and review	0	53	0.0%	21.8%	31.0%	28.6%
% of case starts with a reported IOTN of 3 and Aesthetic Component of 5 or below	0	52	N/A	0.2%	0.1%	0.1%
% of case starts with a reported IOTN of 3 and Aesthetic Component of 6 or above	0	52	N/A	5.8%	4.1%	4.1%
% of case starts with a reported IOTN of 4	37	52	71.2%	75.5%	76.4%	77.7%
% of case starts with a reported IOTN of 5	15	52	28.8%	18.1%	17.7%	16.8 %
% of concluded courses in receipt of dual-arch fixed appliances	0	23	N/A	74.5%	69.8%	73.8%
% of concluded courses where treatment was abandoned or discontinued	0	23	0.0%	6.2%	8.3%	7.0%
% of patients satisfied with the treatment they have received	0	0	N/A	95.7%	96.6%	96.0%

* Figures in italics indicate that the base number is less than 100.

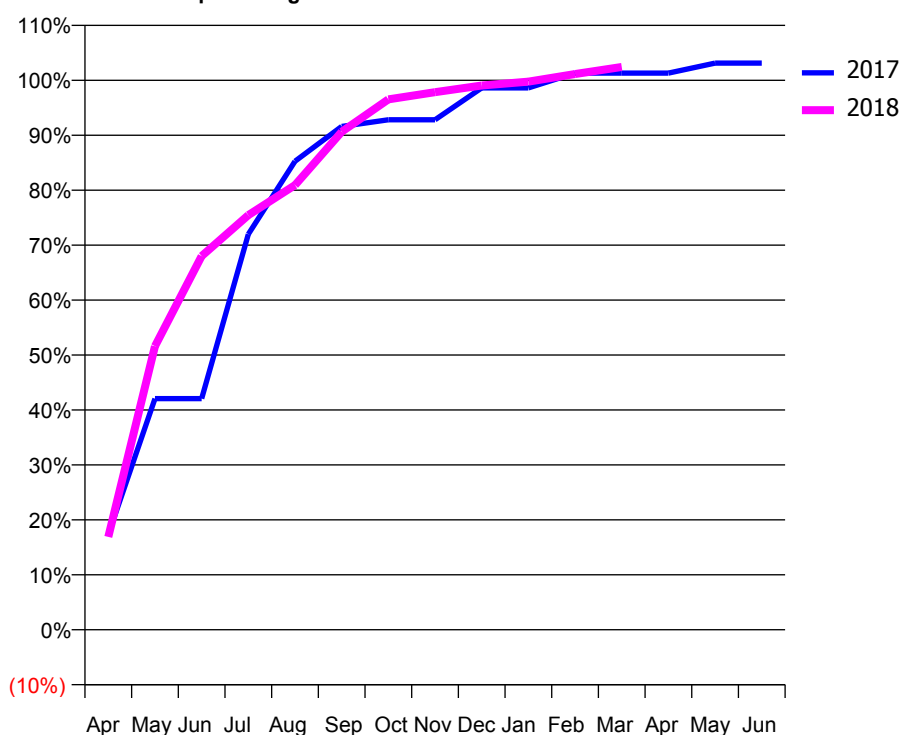
Q58 - Vital Signs Orthodontic At a Glance Contract Report for 577987/0001 - March 2018

Name or company name	MR K SHETH	17/18 Contracted general activity (UDA)	0
Contract type name	PDS Contract	Carry forward general activity (UDA)	0
Purpose of contract	Orthodontic	17/18 Contracted orthodontic activity (UOA)	1,153
Contract start date	01/04/2006	Carry forward orthodontic activity (UOA)	0
Contract end date	31/03/2019	Baseline contract value	£71,728.26

ACCESS	Contract	England and Wales
24 month ratio of assessments to patient IDs	1.06	1.04

ACTIVITY	Contract
Contract assess and fit appliances (case starts) as a percentage of Area Team case starts	0.3 %

Cumulative percentage of contracted UOA delivered 2017 & 2018



Month	Adjusted Scheduled Activity (UOA)		
	2016	2017	2018
April	118	200	195
May	203	485	595
June	454	485	784
July	571	830	870
August	711	983	933
September	946	1,056	1,045
October	1,019	1,070	1,113
November	1,110	1,070	1,128
December	1,145	1,137	1,142
January	1,166	1,137	1,150
February	1,166	1,168	1,166
March	1,183	1,168	1,181
April	1,199	1,168	
May	1,199	1,189	
June	1,199	1,189	

QUALITY (rolling 12 month period)	Contract Quantity	Contract Base Number	Contract *	Area Team	Region	England
% of all assessments that were assess and fit appliances (case starts)	49	245	20.0%	69.7%	57.8%	60.1%
% of all assessments that were assess and refuse	39	245	15.9%	8.5%	11.2%	11.3%
% of all assessments that were assess and review	157	245	64.1%	21.8%	31.0%	28.6%
% of case starts with a reported IOTN of 3 and Aesthetic Component of 5 or below	6	49	12.2%	0.2%	0.1%	0.1%
% of case starts with a reported IOTN of 3 and Aesthetic Component of 6 or above	8	49	16.3%	5.8%	4.1%	4.1%
% of case starts with a reported IOTN of 4	23	49	46.9%	75.5%	76.4%	77.7%
% of case starts with a reported IOTN of 5	12	49	24.5%	18.1%	17.7%	16.8 %
% of concluded courses in receipt of dual-arch fixed appliances	22	32	68.8%	74.5%	69.8%	73.8%
% of concluded courses where treatment was abandoned or discontinued	3	32	9.4%	6.2%	8.3%	7.0%
% of patients satisfied with the treatment they have received	1	1	100.0%	95.7%	96.6%	96.0%

* Figures in italics indicate that the base number is less than 100.

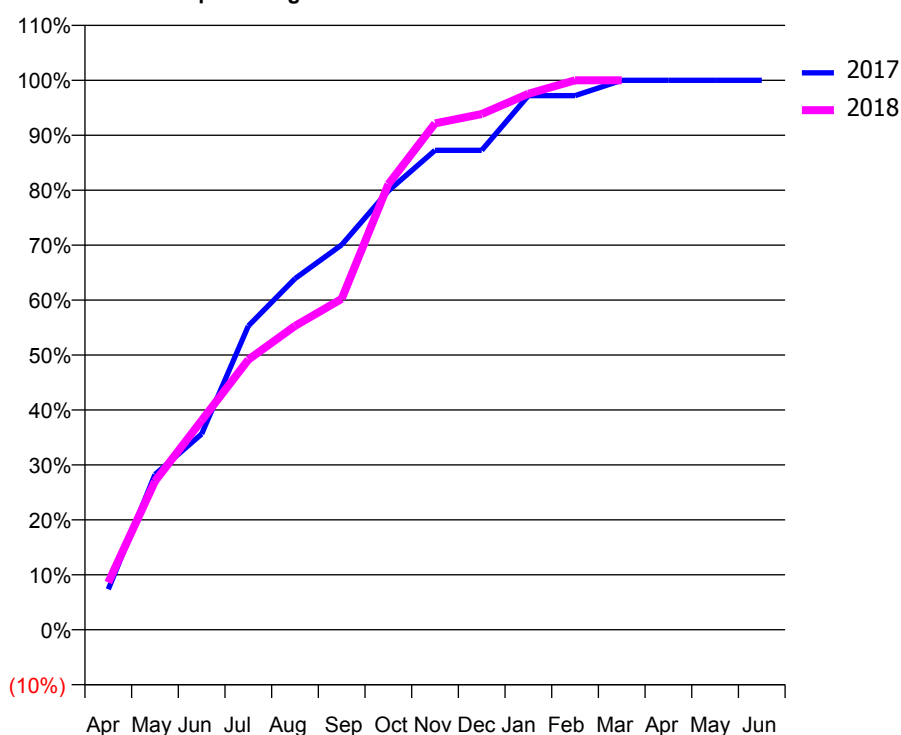
Q58 - Vital Signs Orthodontic At a Glance Contract Report for 623628/0003 - March 2018

Name or company name	MR J PANDYA	17/18 Contracted general activity (UDA)	0
Contract type name	PDS Contract	Carry forward general activity (UDA)	0
Purpose of contract	Orthodontic	17/18 Contracted orthodontic activity (UOA)	1,709
Contract start date	01/12/2013	Carry forward orthodontic activity (UOA)	0
Contract end date	31/03/2018	Baseline contract value	£106,624.45

ACCESS	Contract	England and Wales
24 month ratio of assessments to patient IDs	1.00	1.04

ACTIVITY	Contract
Contract assess and fit appliances (case starts) as a percentage of Area Team case starts	0.6 %

Cumulative percentage of contracted UOA delivered 2017 & 2018



Month	Adjusted Scheduled Activity (UOA)		
	2016	2017	2018
April	9	126	147
May	496	483	462
June	728	609	651
July	1,403	945	840
August	1,403	1,092	945
September	1,622	1,197	1,029
October	1,707	1,365	1,386
November	1,707	1,491	1,575
December	1,718	1,491	1,604
January	1,718	1,661	1,667
February	1,718	1,661	1,709
March	1,718	1,709	1,709
April	1,718	1,709	
May	1,718	1,709	
June	1,718	1,709	

QUALITY (rolling 12 month period)

	Contract Quantity	Contract Base Number	Contract *	Area Team	Region	England
% of all assessments that were assess and fit appliances (case starts)	82	90	91.1%	69.7%	57.8%	60.1%
% of all assessments that were assess and refuse	3	90	3.3%	8.5%	11.2%	11.3%
% of all assessments that were assess and review	5	90	5.6%	21.8%	31.0%	28.6%
% of case starts with a reported IOTN of 3 and Aesthetic Component of 5 or below	0	82	<i>N/A</i>	0.2%	0.1%	0.1%
% of case starts with a reported IOTN of 3 and Aesthetic Component of 6 or above	10	82	12.2%	5.8%	4.1%	4.1%
% of case starts with a reported IOTN of 4	61	82	74.4%	75.5%	76.4%	77.7%
% of case starts with a reported IOTN of 5	11	82	13.4%	18.1%	17.7%	16.8 %
% of concluded courses in receipt of dual-arch fixed appliances	63	68	92.6%	74.5%	69.8%	73.8%
% of concluded courses where treatment was abandoned or discontinued	2	68	2.9%	6.2%	8.3%	7.0%
% of patients satisfied with the treatment they have received	0	0	<i>N/A</i>	95.7%	96.6%	96.0%

* Figures in italics indicate that the base number is less than 100.

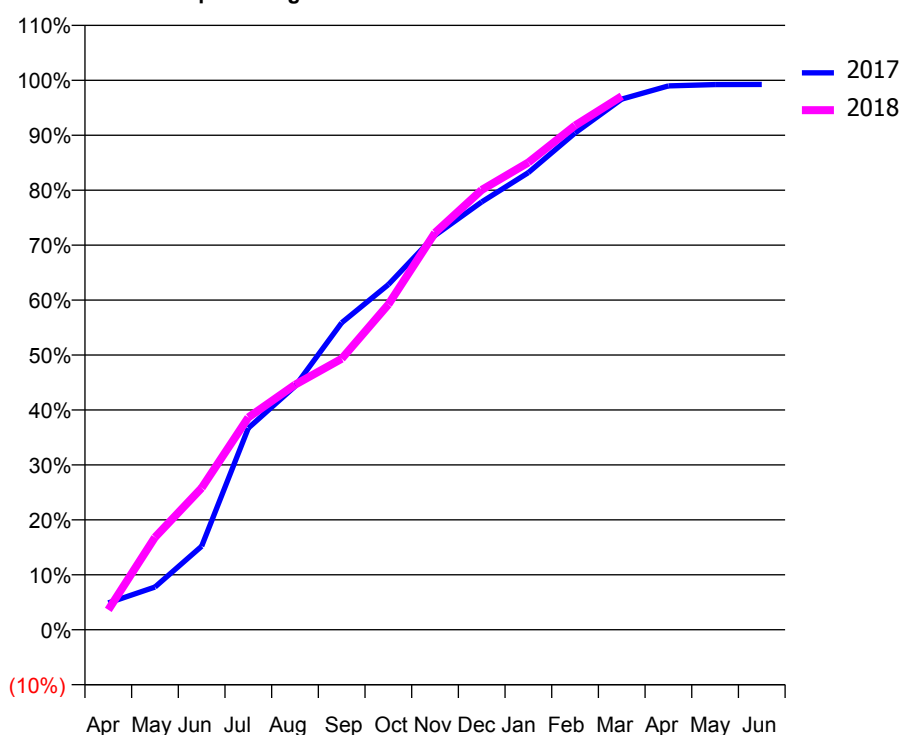
Q58 - Vital Signs Orthodontic At a Glance Contract Report for 631256/0001 - March 2018

Name or company name	Smiles Orthodontics Limited	17/18 Contracted general activity (UDA)	0
Contract type name	PDS Contract	Carry forward general activity (UDA)	0
Purpose of contract	Orthodontic	17/18 Contracted orthodontic activity (UOA)	10,755
Contract start date	01/04/2006	Carry forward orthodontic activity (UOA)	82
Contract end date	31/03/2026	Baseline contract value	£705,109.25

ACCESS	Contract	England and Wales
24 month ratio of assessments to patient IDs	1.13	1.04

ACTIVITY	Contract
Contract assess and fit appliances (case starts) as a percentage of Area Team case starts	3.3 %

Cumulative percentage of contracted UOA delivered 2017 & 2018



Month	Adjusted Scheduled Activity (UOA)		
	2016	2017	2018
April	3	527	391
May	1,070	836	1,810
June	1,747	1,634	2,775
July	3,049	3,948	4,157
August	3,729	4,765	4,797
September	4,860	6,010	5,304
October	5,667	6,757	6,366
November	6,579	7,719	7,771
December	7,752	8,373	8,610
January	8,471	8,949	9,146
February	8,739	9,723	9,869
March	10,246	10,385	10,443
April	10,675	10,645	
May	10,675	10,670	
June	10,675	10,673	

QUALITY (rolling 12 month period)	Contract Quantity	Contract Base Number	Contract *	Area Team	Region	England
% of all assessments that were assess and fit appliances (case starts)	495	1,089	45.5%	69.7%	57.8%	60.1%
% of all assessments that were assess and refuse	79	1,089	7.3%	8.5%	11.2%	11.3%
% of all assessments that were assess and review	515	1,089	47.3%	21.8%	31.0%	28.6%
% of case starts with a reported IOTN of 3 and Aesthetic Component of 5 or below	0	495	N/A	0.2%	0.1%	0.1%
% of case starts with a reported IOTN of 3 and Aesthetic Component of 6 or above	19	495	3.8%	5.8%	4.1%	4.1%
% of case starts with a reported IOTN of 4	369	495	74.5%	75.5%	76.4%	77.7%
% of case starts with a reported IOTN of 5	104	495	21.0%	18.1%	17.7%	16.8 %
% of concluded courses in receipt of dual-arch fixed appliances	430	484	88.8%	74.5%	69.8%	73.8%
% of concluded courses where treatment was abandoned or discontinued	14	484	2.9%	6.2%	8.3%	7.0%
% of patients satisfied with the treatment they have received	19	21	90.5%	95.7%	96.6%	96.0%

* Figures in italics indicate that the base number is less than 100.

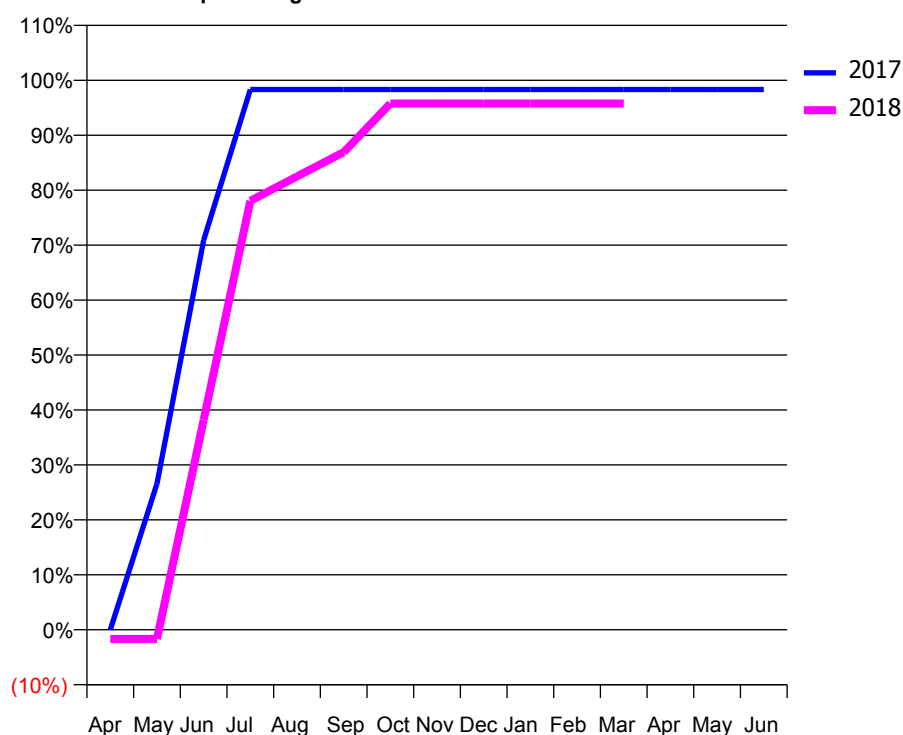
Q58 - Vital Signs Orthodontic At a Glance Contract Report for 674591/0001 - March 2018

Name or company name	MR S POPAT	17/18 Contracted general activity (UDA)	0
Contract type name	PDS Contract	Carry forward general activity (UDA)	0
Purpose of contract	Orthodontic	17/18 Contracted orthodontic activity (UOA)	474
Contract start date	01/04/2006	Carry forward orthodontic activity (UOA)	8
Contract end date	31/03/2019	Baseline contract value	£29,572.83

ACCESS	Contract	England and Wales
24 month ratio of assessments to patient IDs	1.00	1.04

ACTIVITY	Contract
Contract assess and fit appliances (case starts) as a percentage of Area Team case starts	0.1 %

Cumulative percentage of contracted UOA delivered 2017 & 2018



Month	Adjusted Scheduled Activity (UOA)		
	2016	2017	2018
April	5	0	-8
May	111	126	-8
June	111	336	181
July	489	466	370
August	489	466	391
September	489	466	412
October	489	466	454
November	489	466	454
December	489	466	454
January	489	466	454
February	489	466	454
March	489	466	454
April	489	466	
May	489	466	
June	489	466	

QUALITY (rolling 12 month period)

	Contract Quantity	Contract Base Number	Contract *	Area Team	Region	England
% of all assessments that were assess and fit appliances (case starts)	22	22	100.0%	69.7%	57.8%	60.1%
% of all assessments that were assess and refuse	0	22	0.0%	8.5%	11.2%	11.3%
% of all assessments that were assess and review	0	22	0.0%	21.8%	31.0%	28.6%
% of case starts with a reported IOTN of 3 and Aesthetic Component of 5 or below	0	22	N/A	0.2%	0.1%	0.1%
% of case starts with a reported IOTN of 3 and Aesthetic Component of 6 or above	1	22	4.5%	5.8%	4.1%	4.1%
% of case starts with a reported IOTN of 4	17	22	77.3%	75.5%	76.4%	77.7%
% of case starts with a reported IOTN of 5	4	22	18.2%	18.1%	17.7%	16.8 %
% of concluded courses in receipt of dual-arch fixed appliances	18	20	90.0%	74.5%	69.8%	73.8%
% of concluded courses where treatment was abandoned or discontinued	1	20	5.0%	6.2%	8.3%	7.0%
% of patients satisfied with the treatment they have received	0	0	N/A	95.7%	96.6%	96.0%

* Figures in italics indicate that the base number is less than 100.

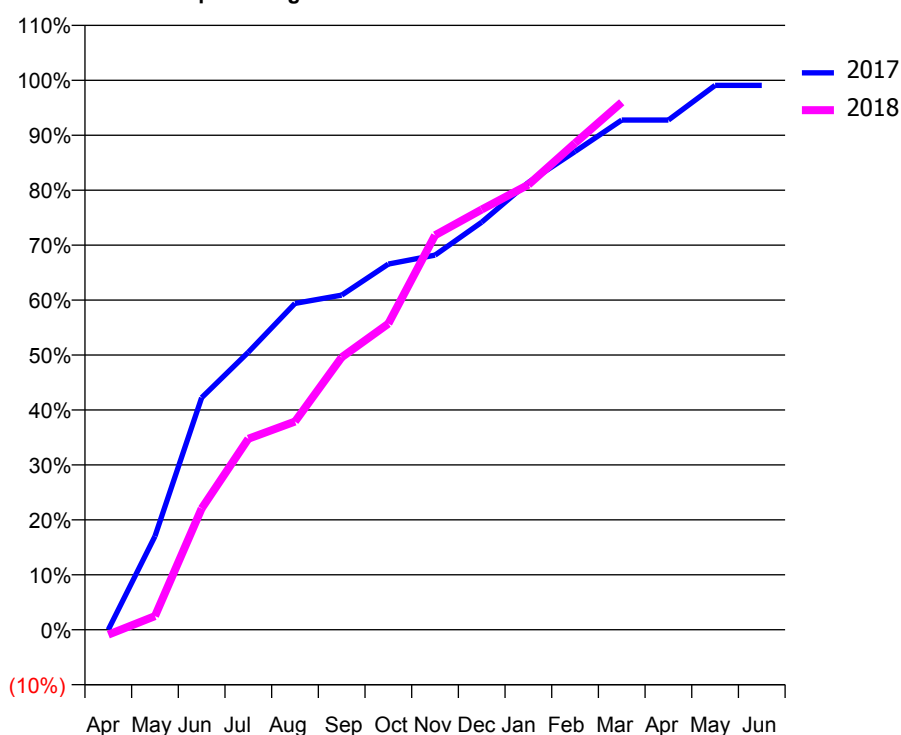
Q58 - Vital Signs Orthodontic At a Glance Contract Report for 732656/0004 - March 2018

Name or company name	MR TS CLAYDON	17/18 Contracted general activity (UDA)	0
Contract type name	PDS Contract	Carry forward general activity (UDA)	0
Purpose of contract	Orthodontic	17/18 Contracted orthodontic activity (UOA)	1,522
Contract start date	01/04/2006	Carry forward orthodontic activity (UOA)	14
Contract end date	31/03/2019	Baseline contract value	£94,045.18

ACCESS	Contract	England and Wales
24 month ratio of assessments to patient IDs	1.01	1.04

ACTIVITY	Contract
Contract assess and fit appliances (case starts) as a percentage of Area Team case starts	0.5 %

Cumulative percentage of contracted UOA delivered 2017 & 2018



Month	Adjusted Scheduled Activity (UOA)		
	2016	2017	2018
April	30	0	-14
May	229	259	38
June	250	643	336
July	581	769	529
August	709	904	577
September	775	927	755
October	955	1,013	848
November	1,114	1,038	1,093
December	1,184	1,129	1,164
January	1,300	1,239	1,233
February	1,477	1,325	1,348
March	1,479	1,412	1,461
April	1,522	1,412	
May	1,522	1,508	
June	1,522	1,508	

QUALITY (rolling 12 month period)	Contract Quantity	Contract Base Number	Contract *	Area Team	Region	England
% of all assessments that were assess and fit appliances (case starts)	76	144	52.8%	69.7%	57.8%	60.1%
% of all assessments that were assess and refuse	21	144	14.6%	8.5%	11.2%	11.3%
% of all assessments that were assess and review	47	144	32.6%	21.8%	31.0%	28.6%
% of case starts with a reported IOTN of 3 and Aesthetic Component of 5 or below	0	76	<i>N/A</i>	0.2%	0.1%	0.1%
% of case starts with a reported IOTN of 3 and Aesthetic Component of 6 or above	3	76	3.9%	5.8%	4.1%	4.1%
% of case starts with a reported IOTN of 4	69	76	90.8%	75.5%	76.4%	77.7%
% of case starts with a reported IOTN of 5	4	76	5.3%	18.1%	17.7%	16.8 %
% of concluded courses in receipt of dual-arch fixed appliances	32	38	84.2%	74.5%	69.8%	73.8%
% of concluded courses where treatment was abandoned or discontinued	0	38	0.0%	6.2%	8.3%	7.0%
% of patients satisfied with the treatment they have received	3	3	100.0%	95.7%	96.6%	96.0%

* Figures in italics indicate that the base number is less than 100.

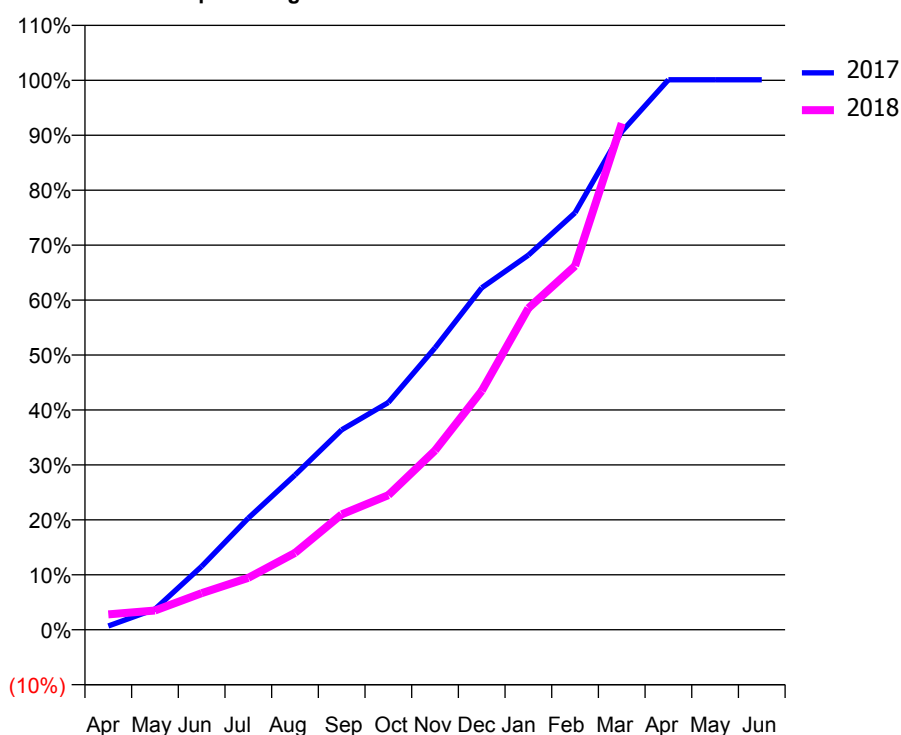
Q58 - Vital Signs Orthodontic At a Glance Contract Report for 736155/0001 - March 2018

Name or company name	Marsh Road Dental Practice Partnership	17/18 Contracted general activity (UDA)	22,556
Contract type name	GDS Contract	Carry forward general activity (UDA)	-7
Purpose of contract	General and Orthodontic	17/18 Contracted orthodontic activity (UOA)	6,000
Contract start date	01/04/2006	Carry forward orthodontic activity (UOA)	0
Contract end date		Baseline contract value	£1,046,944.18

ACCESS	Contract	England and Wales
24 month ratio of assessments to patient IDs	1.00	1.04

ACTIVITY	Contract
Contract assess and fit appliances (case starts) as a percentage of Area Team case starts	2.0 %

Cumulative percentage of contracted UOA delivered 2017 & 2018



Month	Adjusted Scheduled Activity (UOA)		
	2016	2017	2018
April	16	41	168
May	289	225	210
June	712	692	399
July	1,154	1,219	567
August	1,666	1,689	840
September	1,869	2,184	1,260
October	2,166	2,482	1,470
November	2,557	3,079	1,957
December	2,986	3,734	2,608
January	3,259	4,091	3,511
February	4,294	4,553	3,973
March	4,924	5,439	5,531
April	5,832	6,006	
May	5,832	6,006	
June	5,832	6,006	

QUALITY (rolling 12 month period)

	Contract Quantity	Contract Base Number	Contract *	Area Team	Region	England
% of all assessments that were assess and fit appliances (case starts)	292	292	100.0%	69.7%	57.8%	60.1%
% of all assessments that were assess and refuse	0	292	0.0%	8.5%	11.2%	11.3%
% of all assessments that were assess and review	0	292	0.0%	21.8%	31.0%	28.6%
% of case starts with a reported IOTN of 3 and Aesthetic Component of 5 or below	2	292	0.7%	0.2%	0.1%	0.1%
% of case starts with a reported IOTN of 3 and Aesthetic Component of 6 or above	19	292	6.5%	5.8%	4.1%	4.1%
% of case starts with a reported IOTN of 4	200	292	68.5%	75.5%	76.4%	77.7%
% of case starts with a reported IOTN of 5	64	292	21.9%	18.1%	17.7%	16.8 %
% of concluded courses in receipt of dual-arch fixed appliances	6	271	2.2%	74.5%	69.8%	73.8%
% of concluded courses where treatment was abandoned or discontinued	53	271	19.6%	6.2%	8.3%	7.0%
% of patients satisfied with the treatment they have received	3	3	100.0%	95.7%	96.6%	96.0%

* Figures in italics indicate that the base number is less than 100.

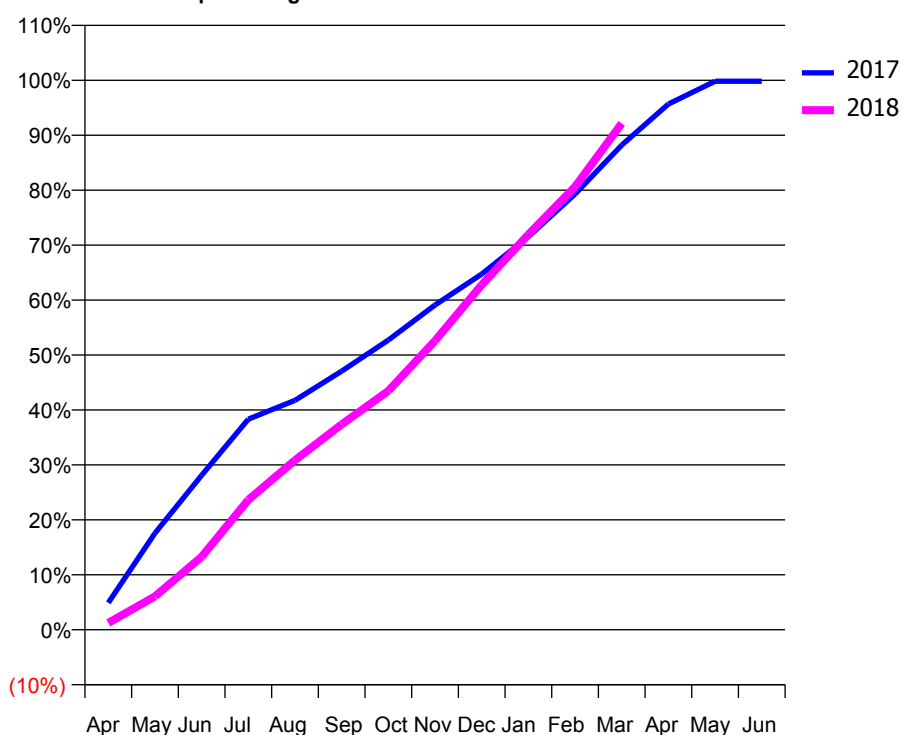
Q58 - Vital Signs Orthodontic At a Glance Contract Report for 748897/0001 - March 2018

Name or company name	MR RM TOBIN	17/18 Contracted general activity (UDA)	0
Contract type name	PDS Contract	Carry forward general activity (UDA)	0
Purpose of contract	Orthodontic	17/18 Contracted orthodontic activity (UOA)	8,736
Contract start date	01/04/2006	Carry forward orthodontic activity (UOA)	16
Contract end date	31/03/2019	Baseline contract value	£574,030.53

ACCESS	Contract	England and Wales
24 month ratio of assessments to patient IDs	1.03	1.04

ACTIVITY	Contract
Contract assess and fit appliances (case starts) as a percentage of Area Team case starts	3.0 %

Cumulative percentage of contracted UOA delivered 2017 & 2018



Month	Adjusted Scheduled Activity (UOA)		
	2016	2017	2018
April	382	429	110
May	1,411	1,536	530
June	2,251	2,457	1,160
July	3,194	3,349	2,065
August	4,090	3,648	2,695
September	4,584	4,112	3,266
October	5,228	4,605	3,797
November	6,005	5,164	4,595
December	6,567	5,655	5,483
January	6,830	6,249	6,285
February	8,314	6,927	7,043
March	8,622	7,704	8,051
April	8,762	8,359	
May	8,762	8,720	
June	8,762	8,720	

QUALITY (rolling 12 month period)

	Contract Quantity	Contract Base Number	Contract *	Area Team	Region	England
% of all assessments that were assess and fit appliances (case starts)	445	445	100.0%	69.7%	57.8%	60.1%
% of all assessments that were assess and refuse	0	445	0.0%	8.5%	11.2%	11.3%
% of all assessments that were assess and review	0	445	0.0%	21.8%	31.0%	28.6%
% of case starts with a reported IOTN of 3 and Aesthetic Component of 5 or below	1	445	0.2%	0.2%	0.1%	0.1%
% of case starts with a reported IOTN of 3 and Aesthetic Component of 6 or above	40	445	9.0%	5.8%	4.1%	4.1%
% of case starts with a reported IOTN of 4	363	445	81.6%	75.5%	76.4%	77.7%
% of case starts with a reported IOTN of 5	39	445	8.8%	18.1%	17.7%	16.8 %
% of concluded courses in receipt of dual-arch fixed appliances	258	323	79.9%	74.5%	69.8%	73.8%
% of concluded courses where treatment was abandoned or discontinued	40	323	12.4%	6.2%	8.3%	7.0%
% of patients satisfied with the treatment they have received	9	9	100.0%	95.7%	96.6%	96.0%

* Figures in italics indicate that the base number is less than 100.

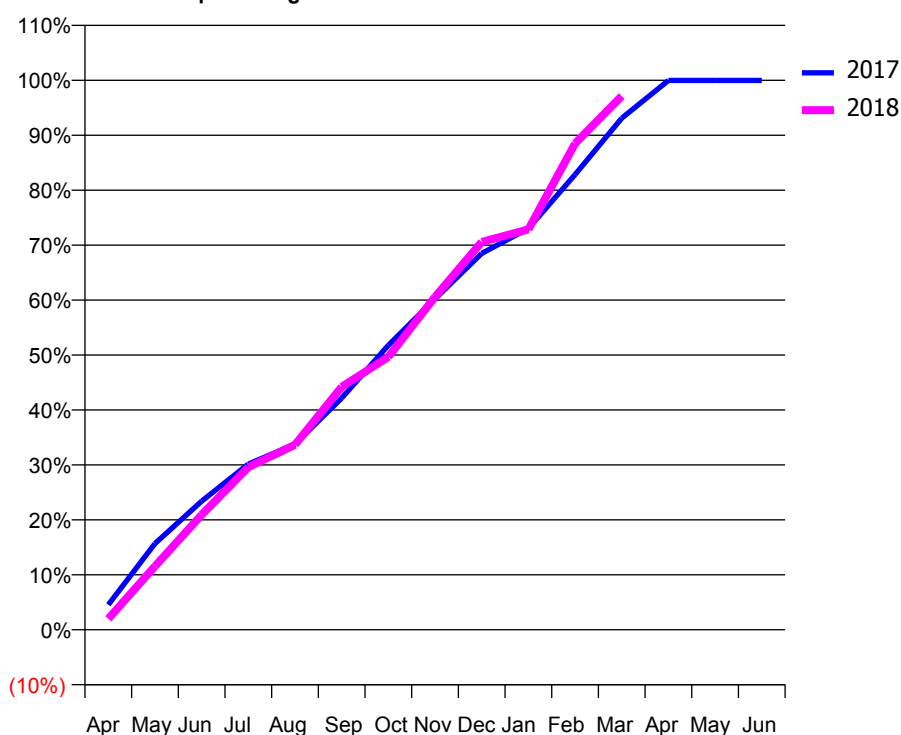
Q58 - Vital Signs Orthodontic At a Glance Contract Report for 748897/0002 - March 2018

Name or company name	MR RM TOBIN	17/18 Contracted general activity (UDA)	0
Contract type name	PDS Contract	Carry forward general activity (UDA)	0
Purpose of contract	Orthodontic	17/18 Contracted orthodontic activity (UOA)	9,276
Contract start date	01/09/2008	Carry forward orthodontic activity (UOA)	4
Contract end date	31/03/2019	Baseline contract value	£573,964.27

ACCESS	Contract	England and Wales
24 month ratio of assessments to patient IDs	1.03	1.04

ACTIVITY	Contract
Contract assess and fit appliances (case starts) as a percentage of Area Team case starts	3.2 %

Cumulative percentage of contracted UOA delivered 2017 & 2018



Month	Adjusted Scheduled Activity (UOA)		
	2016	2017	2018
April	324	422	185
May	1,111	1,456	1,073
June	1,525	2,171	1,942
July	3,050	2,797	2,746
August	3,674	3,135	3,124
September	4,482	3,912	4,100
October	5,020	4,803	4,606
November	6,297	5,586	5,620
December	7,288	6,354	6,546
January	7,737	6,774	6,758
February	8,427	7,683	8,209
March	8,675	8,636	9,009
April	8,735	9,272	
May	8,735	9,272	
June	8,735	9,272	

QUALITY (rolling 12 month period)

	Contract Quantity	Contract Base Number	Contract *	Area Team	Region	England
% of all assessments that were assess and fit appliances (case starts)	477	477	100.0%	69.7%	57.8%	60.1%
% of all assessments that were assess and refuse	0	477	0.0%	8.5%	11.2%	11.3%
% of all assessments that were assess and review	0	477	0.0%	21.8%	31.0%	28.6%
% of case starts with a reported IOTN of 3 and Aesthetic Component of 5 or below	1	477	0.2%	0.2%	0.1%	0.1%
% of case starts with a reported IOTN of 3 and Aesthetic Component of 6 or above	20	477	4.2%	5.8%	4.1%	4.1%
% of case starts with a reported IOTN of 4	390	477	81.8%	75.5%	76.4%	77.7%
% of case starts with a reported IOTN of 5	63	477	13.2%	18.1%	17.7%	16.8 %
% of concluded courses in receipt of dual-arch fixed appliances	154	320	48.1%	74.5%	69.8%	73.8%
% of concluded courses where treatment was abandoned or discontinued	18	320	5.6%	6.2%	8.3%	7.0%
% of patients satisfied with the treatment they have received	13	13	100.0%	95.7%	96.6%	96.0%

* Figures in italics indicate that the base number is less than 100.

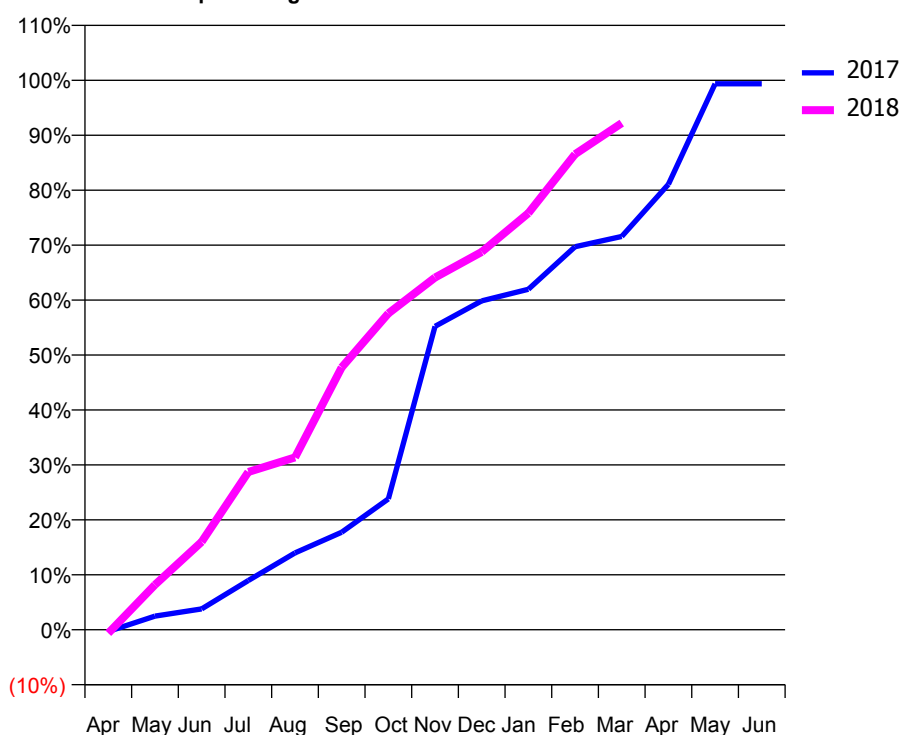
Q58 - Vital Signs Orthodontic At a Glance Contract Report for 750344/0001 - March 2018

Name or company name	MISS LH PIETERSEN	17/18 Contracted general activity (UDA)	0
Contract type name	PDS Contract	Carry forward general activity (UDA)	0
Purpose of contract	Orthodontic	17/18 Contracted orthodontic activity (UOA)	15,976
Contract start date	01/04/2006	Carry forward orthodontic activity (UOA)	101
Contract end date	31/03/2018	Baseline contract value	£996,117.53

ACCESS	Contract	England and Wales
24 month ratio of assessments to patient IDs	1.02	1.04

ACTIVITY	Contract
Contract assess and fit appliances (case starts) as a percentage of Area Team case starts	6.6 %

Cumulative percentage of contracted UOA delivered 2017 & 2018



Month	Adjusted Scheduled Activity (UOA)		
	2016	2017	2018
April	2	-52	-101
May	6	397	1,310
June	431	607	2,557
July	1,454	1,434	4,590
August	3,969	2,236	5,010
September	4,313	2,836	7,626
October	6,504	3,806	9,198
November	7,041	8,821	10,240
December	10,483	9,564	10,987
January	11,270	9,900	12,112
February	13,948	11,138	13,828
March	15,763	11,436	14,730
April	15,870	12,951	
May	15,870	15,875	
June	15,924	15,875	

QUALITY (rolling 12 month period)

	Contract Quantity	Contract Base Number	Contract *	Area Team	Region	England
% of all assessments that were assess and fit appliances (case starts)	980	1,060	92.5%	69.7%	57.8%	60.1%
% of all assessments that were assess and refuse	10	1,060	0.9%	8.5%	11.2%	11.3%
% of all assessments that were assess and review	70	1,060	6.6%	21.8%	31.0%	28.6%
% of case starts with a reported IOTN of 3 and Aesthetic Component of 5 or below	1	980	0.1%	0.2%	0.1%	0.1%
% of case starts with a reported IOTN of 3 and Aesthetic Component of 6 or above	132	980	13.5%	5.8%	4.1%	4.1%
% of case starts with a reported IOTN of 4	677	980	69.1%	75.5%	76.4%	77.7%
% of case starts with a reported IOTN of 5	169	980	17.2%	18.1%	17.7%	16.8 %
% of concluded courses in receipt of dual-arch fixed appliances	599	947	63.3%	74.5%	69.8%	73.8%
% of concluded courses where treatment was abandoned or discontinued	40	947	4.2%	6.2%	8.3%	7.0%
% of patients satisfied with the treatment they have received	47	50	94.0%	95.7%	96.6%	96.0%

* Figures in italics indicate that the base number is less than 100.

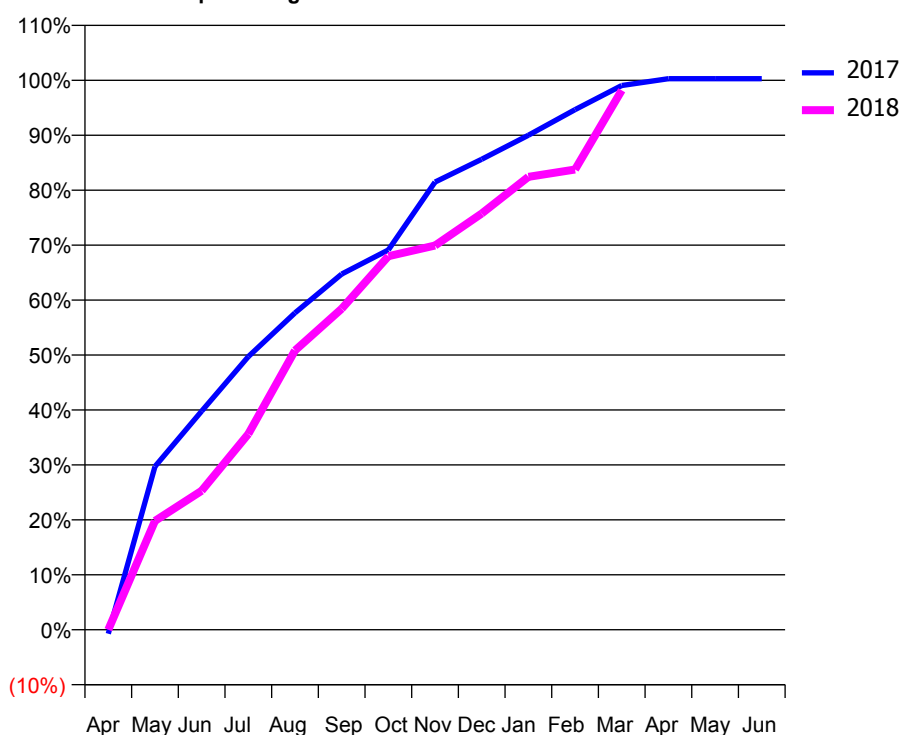
Q58 - Vital Signs Orthodontic At a Glance Contract Report for 763950/0001 - March 2018

Name or company name	Ortho Hemel Limited	17/18 Contracted general activity (UDA)	0
Contract type name	PDS Contract	Carry forward general activity (UDA)	0
Purpose of contract	Orthodontic	17/18 Contracted orthodontic activity (UOA)	6,984
Contract start date	01/04/2006	Carry forward orthodontic activity (UOA)	0
Contract end date	31/03/2019	Baseline contract value	£435,472.31

ACCESS	Contract	England and Wales
24 month ratio of assessments to patient IDs	1.01	1.04

ACTIVITY	Contract
Contract assess and fit appliances (case starts) as a percentage of Area Team case starts	2.2 %

Cumulative percentage of contracted UOA delivered 2017 & 2018



Month	Adjusted Scheduled Activity (UOA)		
	2016	2017	2018
April	38	-52	0
May	45	2,075	1,384
June	45	2,778	1,766
July	1,457	3,471	2,489
August	1,929	4,028	3,550
September	2,056	4,521	4,081
October	2,799	4,828	4,748
November	3,677	5,690	4,884
December	5,184	5,980	5,290
January	5,967	6,285	5,756
February	6,470	6,611	5,849
March	6,908	6,918	6,857
April	6,931	7,003	
May	6,931	7,003	
June	6,931	7,003	

QUALITY (rolling 12 month period)

	Contract Quantity	Contract Base Number	Contract *	Area Team	Region	England
% of all assessments that were assess and fit appliances (case starts)	332	450	73.8%	69.7%	57.8%	60.1%
% of all assessments that were assess and refuse	14	450	3.1%	8.5%	11.2%	11.3%
% of all assessments that were assess and review	104	450	23.1%	21.8%	31.0%	28.6%
% of case starts with a reported IOTN of 3 and Aesthetic Component of 5 or below	0	332	N/A	0.2%	0.1%	0.1%
% of case starts with a reported IOTN of 3 and Aesthetic Component of 6 or above	1	332	0.3%	5.8%	4.1%	4.1%
% of case starts with a reported IOTN of 4	280	332	84.3%	75.5%	76.4%	77.7%
% of case starts with a reported IOTN of 5	50	332	15.1%	18.1%	17.7%	16.8 %
% of concluded courses in receipt of dual-arch fixed appliances	350	378	92.6%	74.5%	69.8%	73.8%
% of concluded courses where treatment was abandoned or discontinued	19	378	5.0%	6.2%	8.3%	7.0%
% of patients satisfied with the treatment they have received	6	6	100.0%	95.7%	96.6%	96.0%

* Figures in italics indicate that the base number is less than 100.

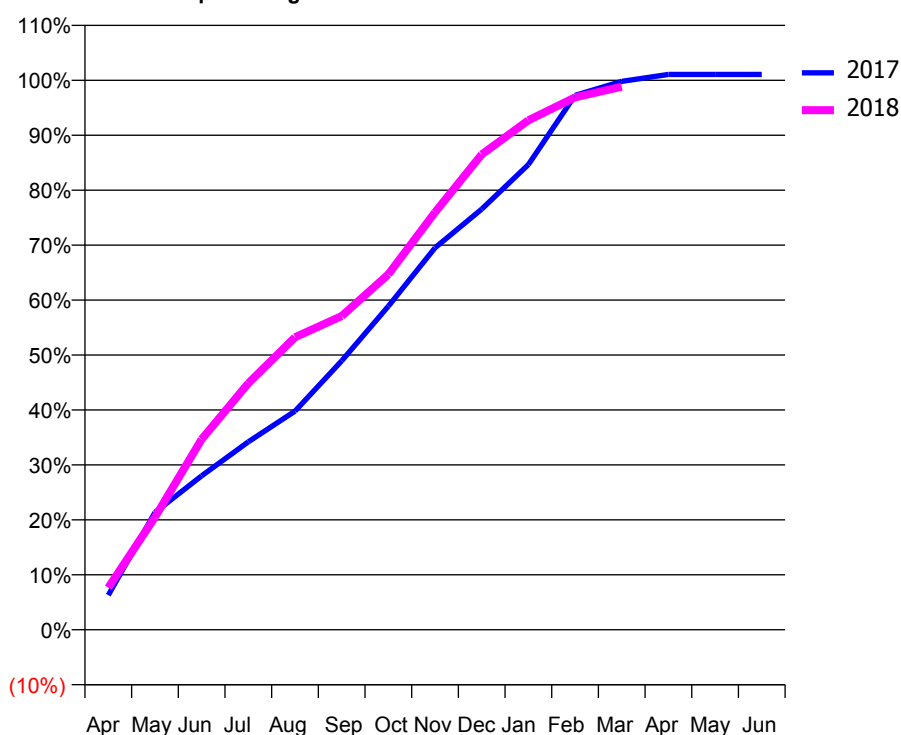
Q58 - Vital Signs Orthodontic At a Glance Contract Report for 819107/0001 - March 2018

Name or company name	MR JS EVANS	17/18 Contracted general activity (UDA)	0
Contract type name	PDS Contract	Carry forward general activity (UDA)	0
Purpose of contract	Orthodontic	17/18 Contracted orthodontic activity (UOA)	6,600
Contract start date	01/04/2006	Carry forward orthodontic activity (UOA)	0
Contract end date	31/03/2025	Baseline contract value	£439,693.27

ACCESS	Contract	England and Wales
24 month ratio of assessments to patient IDs	1.00	1.04

ACTIVITY	Contract
Contract assess and fit appliances (case starts) as a percentage of Area Team case starts	2.1 %

Cumulative percentage of contracted UOA delivered 2017 & 2018



Month	Adjusted Scheduled Activity (UOA)		
	2016	2017	2018
April	15	415	505
May	668	1,410	1,353
June	1,161	1,849	2,288
July	1,618	2,258	2,960
August	2,160	2,626	3,513
September	2,649	3,229	3,768
October	3,192	3,886	4,269
November	3,763	4,587	5,014
December	4,383	5,053	5,709
January	4,809	5,588	6,119
February	5,132	6,419	6,395
March	5,132	6,586	6,522
April	6,579	6,670	
May	6,579	6,670	
June	6,579	6,670	

QUALITY (rolling 12 month period)

	Contract Quantity	Contract Base Number	Contract *	Area Team	Region	England
% of all assessments that were assess and fit appliances (case starts)	312	552	56.5%	69.7%	57.8%	60.1%
% of all assessments that were assess and refuse	189	552	34.2%	8.5%	11.2%	11.3%
% of all assessments that were assess and review	51	552	9.2%	21.8%	31.0%	28.6%
% of case starts with a reported IOTN of 3 and Aesthetic Component of 5 or below	2	312	0.6%	0.2%	0.1%	0.1%
% of case starts with a reported IOTN of 3 and Aesthetic Component of 6 or above	20	312	6.4%	5.8%	4.1%	4.1%
% of case starts with a reported IOTN of 4	203	312	65.1%	75.5%	76.4%	77.7%
% of case starts with a reported IOTN of 5	86	312	27.6%	18.1%	17.7%	16.8 %
% of concluded courses in receipt of dual-arch fixed appliances	282	303	93.1%	74.5%	69.8%	73.8%
% of concluded courses where treatment was abandoned or discontinued	14	303	4.6%	6.2%	8.3%	7.0%
% of patients satisfied with the treatment they have received	12	12	100.0%	95.7%	96.6%	96.0%

* Figures in italics indicate that the base number is less than 100.

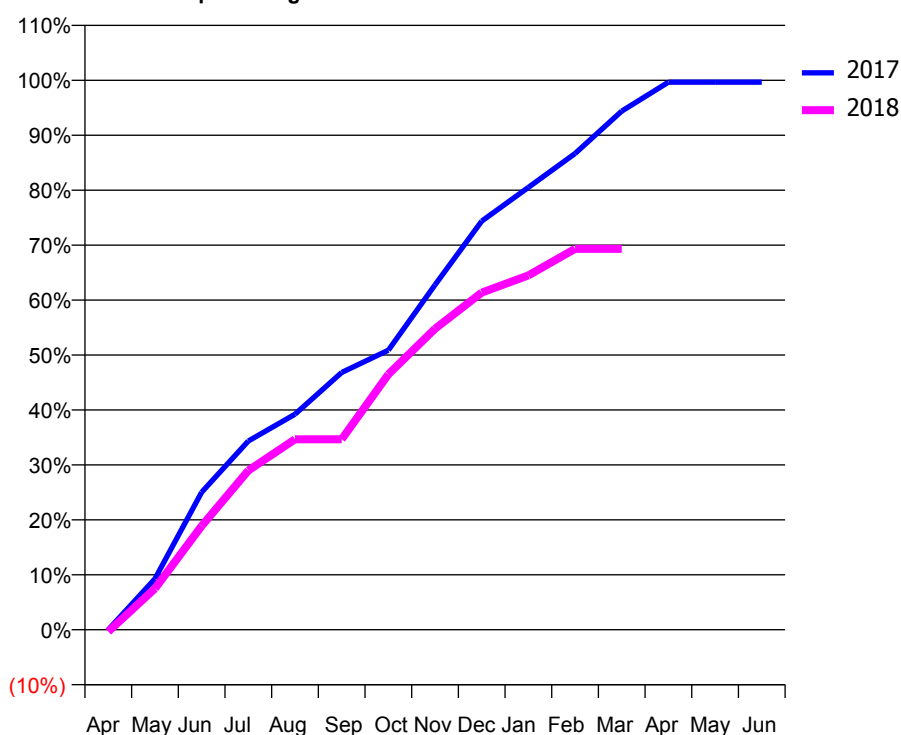
Q58 - Vital Signs Orthodontic At a Glance Contract Report for 853038/0003 - March 2018

Name or company name	MR S WAGNER	17/18 Contracted general activity (UDA)	0
Contract type name	PDS Contract	Carry forward general activity (UDA)	0
Purpose of contract	Orthodontic	17/18 Contracted orthodontic activity (UOA)	4,800
Contract start date	01/02/2013	Carry forward orthodontic activity (UOA)	17
Contract end date	31/03/2019	Baseline contract value	£299,291.53

ACCESS	Contract	England and Wales
24 month ratio of assessments to patient IDs	1.01	1.04

ACTIVITY	Contract
Contract assess and fit appliances (case starts) as a percentage of Area Team case starts	1.2 %

Cumulative percentage of contracted UOA delivered 2017 & 2018



Month	Adjusted Scheduled Activity (UOA)		
	2016	2017	2018
April	6	0	-17
May	546	446	361
June	1,009	1,202	907
July	1,656	1,649	1,391
August	2,063	1,883	1,664
September	2,535	2,247	1,664
October	2,907	2,442	2,231
November	3,503	3,013	2,630
December	3,981	3,570	2,945
January	4,202	3,865	3,096
February	4,504	4,160	3,327
March	4,740	4,531	3,327
April	4,856	4,783	
May	4,866	4,783	
June	4,866	4,783	

QUALITY (rolling 12 month period)	Contract Quantity	Contract Base Number	Contract *	Area Team	Region	England
% of all assessments that were assess and fit appliances (case starts)	172	172	100.0%	69.7%	57.8%	60.1%
% of all assessments that were assess and refuse	0	172	0.0%	8.5%	11.2%	11.3%
% of all assessments that were assess and review	0	172	0.0%	21.8%	31.0%	28.6%
% of case starts with a reported IOTN of 3 and Aesthetic Component of 5 or below	0	172	N/A	0.2%	0.1%	0.1%
% of case starts with a reported IOTN of 3 and Aesthetic Component of 6 or above	18	172	10.5%	5.8%	4.1%	4.1%
% of case starts with a reported IOTN of 4	122	172	70.9%	75.5%	76.4%	77.7%
% of case starts with a reported IOTN of 5	32	172	18.6%	18.1%	17.7%	16.8 %
% of concluded courses in receipt of dual-arch fixed appliances	152	183	83.1%	74.5%	69.8%	73.8%
% of concluded courses where treatment was abandoned or discontinued	23	183	12.6%	6.2%	8.3%	7.0%
% of patients satisfied with the treatment they have received	5	5	100.0%	95.7%	96.6%	96.0%

* Figures in italics indicate that the base number is less than 100.

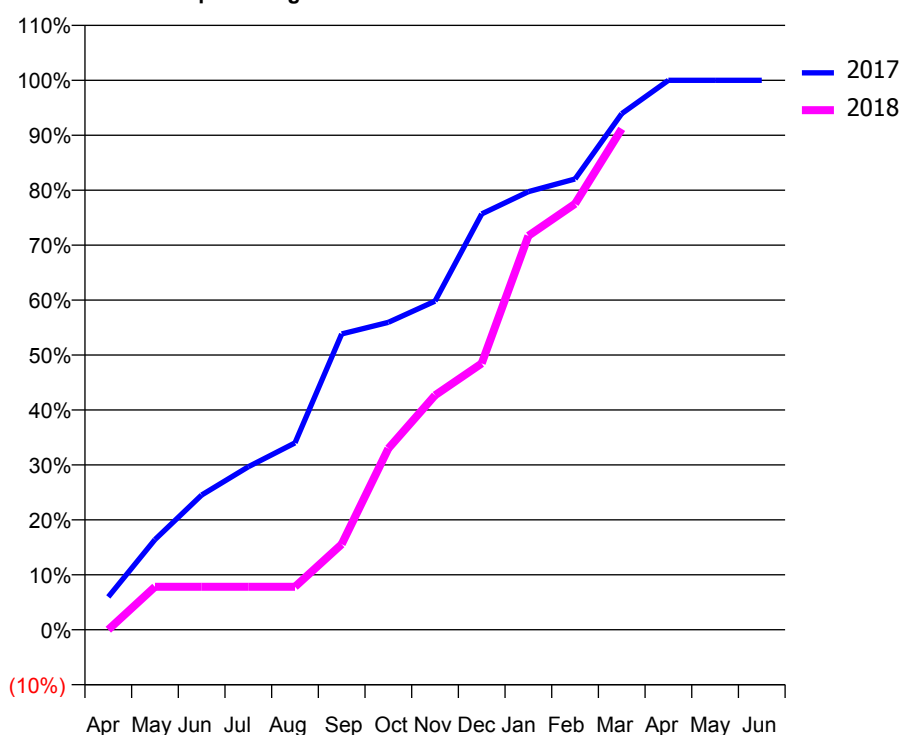
Q58 - Vital Signs Orthodontic At a Glance Contract Report for 869732/0002 - March 2018

Name or company name	MR RE TUTTON	17/18 Contracted general activity (UDA)	0
Contract type name	PDS Contract	Carry forward general activity (UDA)	0
Purpose of contract	Orthodontic	17/18 Contracted orthodontic activity (UOA)	1,085
Contract start date	30/03/2010	Carry forward orthodontic activity (UOA)	0
Contract end date	31/03/2019	Baseline contract value	£65,054.06

ACCESS	Contract	England and Wales
24 month ratio of assessments to patient IDs	1.00	1.04

ACTIVITY	Contract
Contract assess and fit appliances (case starts) as a percentage of Area Team case starts	0.3 %

Cumulative percentage of contracted UOA delivered 2017 & 2018



Month	Adjusted Scheduled Activity (UOA)		
	2016	2017	2018
April	9	65	0
May	411	178	85
June	477	266	85
July	477	322	85
August	632	369	85
September	824	584	169
October	908	607	358
November	929	649	463
December	929	821	526
January	929	865	778
February	929	890	841
March	1,071	1,019	989
April	1,094	1,085	
May	1,094	1,085	
June	1,094	1,085	

QUALITY (rolling 12 month period)

	Contract Quantity	Contract Base Number	Contract *	Area Team	Region	England
% of all assessments that were assess and fit appliances (case starts)	50	55	90.9%	69.7%	57.8%	60.1%
% of all assessments that were assess and refuse	3	55	5.5%	8.5%	11.2%	11.3%
% of all assessments that were assess and review	2	55	3.6%	21.8%	31.0%	28.6%
% of case starts with a reported IOTN of 3 and Aesthetic Component of 5 or below	0	50	N/A	0.2%	0.1%	0.1%
% of case starts with a reported IOTN of 3 and Aesthetic Component of 6 or above	0	50	N/A	5.8%	4.1%	4.1%
% of case starts with a reported IOTN of 4	42	50	84.0%	75.5%	76.4%	77.7%
% of case starts with a reported IOTN of 5	8	50	16.0%	18.1%	17.7%	16.8 %
% of concluded courses in receipt of dual-arch fixed appliances	13	35	37.1%	74.5%	69.8%	73.8%
% of concluded courses where treatment was abandoned or discontinued	2	35	5.7%	6.2%	8.3%	7.0%
% of patients satisfied with the treatment they have received	3	3	100.0%	95.7%	96.6%	96.0%

* Figures in italics indicate that the base number is less than 100.

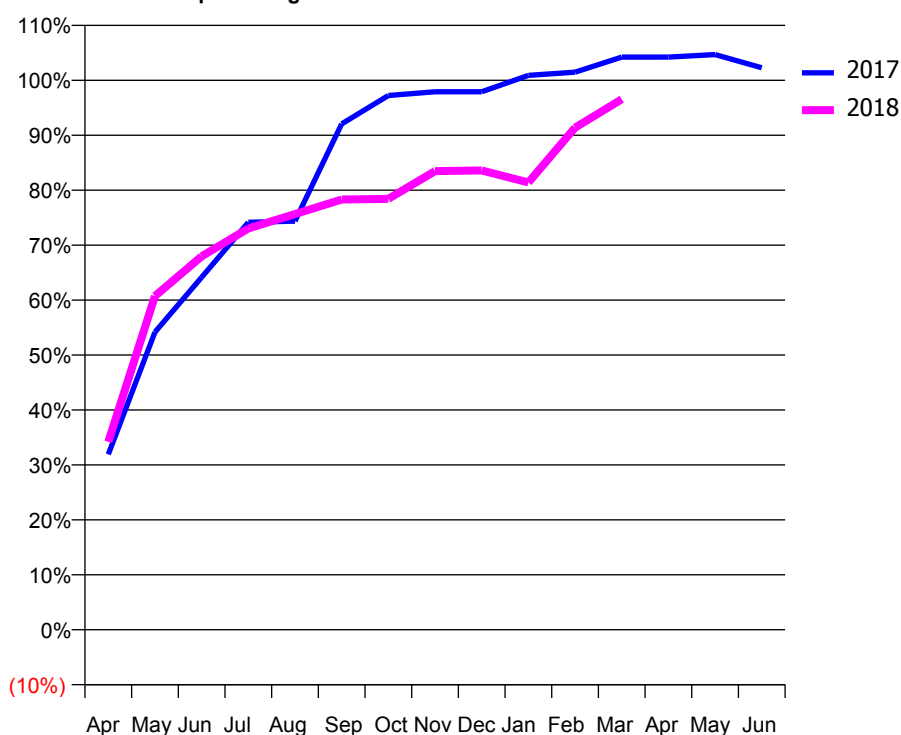
Q58 - Vital Signs Orthodontic At a Glance Contract Report for 908312/0001 - March 2018

Name or company name	MR CW LEWIS	17/18 Contracted general activity (UDA)	450
Contract type name	GDS Contract	Carry forward general activity (UDA)	-9
Purpose of contract	General and Orthodontic	17/18 Contracted orthodontic activity (UOA)	871
Contract start date	01/04/2006	Carry forward orthodontic activity (UOA)	0
Contract end date		Baseline contract value	£72,721.82

ACCESS	Contract	England and Wales
24 month ratio of assessments to patient IDs	1.07	1.04

ACTIVITY	Contract
Contract assess and fit appliances (case starts) as a percentage of Area Team case starts	0.3 %

Cumulative percentage of contracted UOA delivered 2017 & 2018



Month	Adjusted Scheduled Activity (UOA)		
	2016	2017	2018
April	170	278	298
May	259	472	529
June	332	559	592
July	578	646	636
August	663	648	659
September	785	802	682
October	795	847	683
November	841	853	727
December	845	853	728
January	846	879	709
February	866	884	796
March	889	908	841
April	892	908	
May	936	912	
June	936	891	

QUALITY (rolling 12 month period)

	Contract Quantity	Contract Base Number	Contract *	Area Team	Region	England
% of all assessments that were assess and fit appliances (case starts)	46	72	63.9%	69.7%	57.8%	60.1%
% of all assessments that were assess and refuse	4	72	5.6%	8.5%	11.2%	11.3%
% of all assessments that were assess and review	22	72	30.6%	21.8%	31.0%	28.6%
% of case starts with a reported IOTN of 3 and Aesthetic Component of 5 or below	0	46	<i>N/A</i>	0.2%	0.1%	0.1%
% of case starts with a reported IOTN of 3 and Aesthetic Component of 6 or above	4	46	8.7%	5.8%	4.1%	4.1%
% of case starts with a reported IOTN of 4	28	46	60.9%	75.5%	76.4%	77.7%
% of case starts with a reported IOTN of 5	14	46	30.4%	18.1%	17.7%	16.8 %
% of concluded courses in receipt of dual-arch fixed appliances	17	92	18.5%	74.5%	69.8%	73.8%
% of concluded courses where treatment was abandoned or discontinued	9	92	9.8%	6.2%	8.3%	7.0%
% of patients satisfied with the treatment they have received	1	1	100.0%	95.7%	96.6%	96.0%

* Figures in italics indicate that the base number is less than 100.

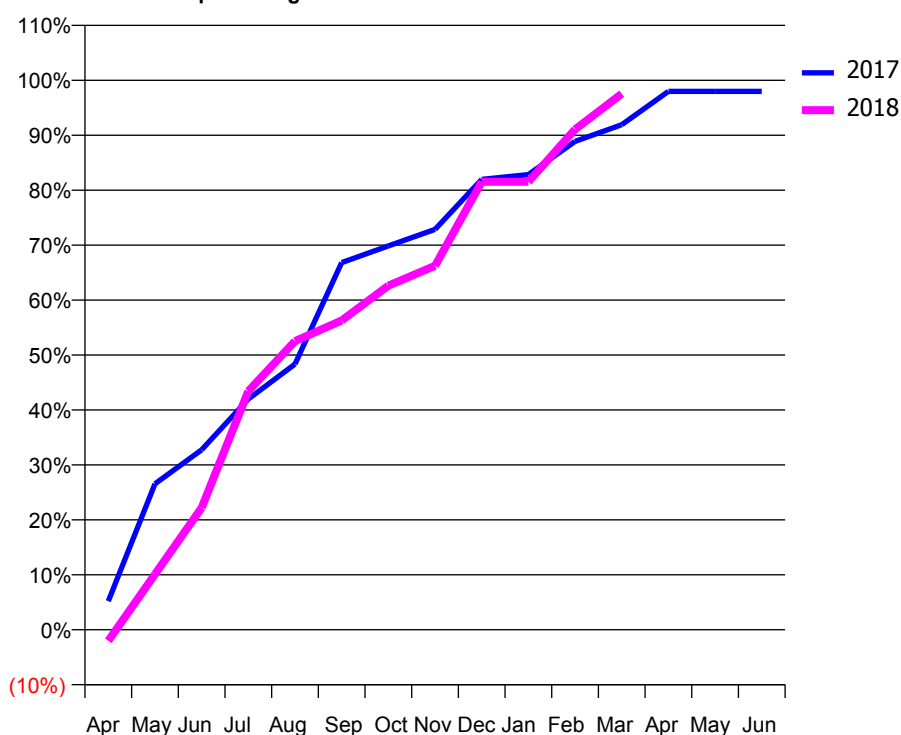
Q58 - Vital Signs Orthodontic At a Glance Contract Report for 917125/0002 - March 2018

Name or company name	Facial Aesthetic (UK) Ltd	17/18 Contracted general activity (UDA)	0
Contract type name	GDS Contract	Carry forward general activity (UDA)	0
Purpose of contract	Orthodontic	17/18 Contracted orthodontic activity (UOA)	693
Contract start date	01/04/2006	Carry forward orthodontic activity (UOA)	14
Contract end date		Baseline contract value	£45,448.53

ACCESS	Contract	England and Wales
24 month ratio of assessments to patient IDs	1.08	1.04

ACTIVITY	Contract
Contract assess and fit appliances (case starts) as a percentage of Area Team case starts	0.2 %

Cumulative percentage of contracted UOA delivered 2017 & 2018



Month	Adjusted Scheduled Activity (UOA)		
	2016	2017	2018
April	13	36	-14
May	122	184	70
June	166	227	154
July	231	291	301
August	295	335	364
September	402	463	390
October	423	484	434
November	451	505	459
December	452	568	565
January	496	574	565
February	563	616	631
March	646	637	676
April	666	679	
May	665	679	
June	686	679	

QUALITY (rolling 12 month period)

	Contract Quantity	Contract Base Number	Contract *	Area Team	Region	England
% of all assessments that were assess and fit appliances (case starts)	34	54	63.0%	69.7%	57.8%	60.1%
% of all assessments that were assess and refuse	9	54	16.7%	8.5%	11.2%	11.3%
% of all assessments that were assess and review	11	54	20.4%	21.8%	31.0%	28.6%
% of case starts with a reported IOTN of 3 and Aesthetic Component of 5 or below	1	34	2.9%	0.2%	0.1%	0.1%
% of case starts with a reported IOTN of 3 and Aesthetic Component of 6 or above	1	34	2.9%	5.8%	4.1%	4.1%
% of case starts with a reported IOTN of 4	28	34	82.4%	75.5%	76.4%	77.7%
% of case starts with a reported IOTN of 5	4	34	11.8%	18.1%	17.7%	16.8%
% of concluded courses in receipt of dual-arch fixed appliances	28	29	96.6%	74.5%	69.8%	73.8%
% of concluded courses where treatment was abandoned or discontinued	1	29	3.4%	6.2%	8.3%	7.0%
% of patients satisfied with the treatment they have received	1	1	100.0%	95.7%	96.6%	96.0%

* Figures in italics indicate that the base number is less than 100.

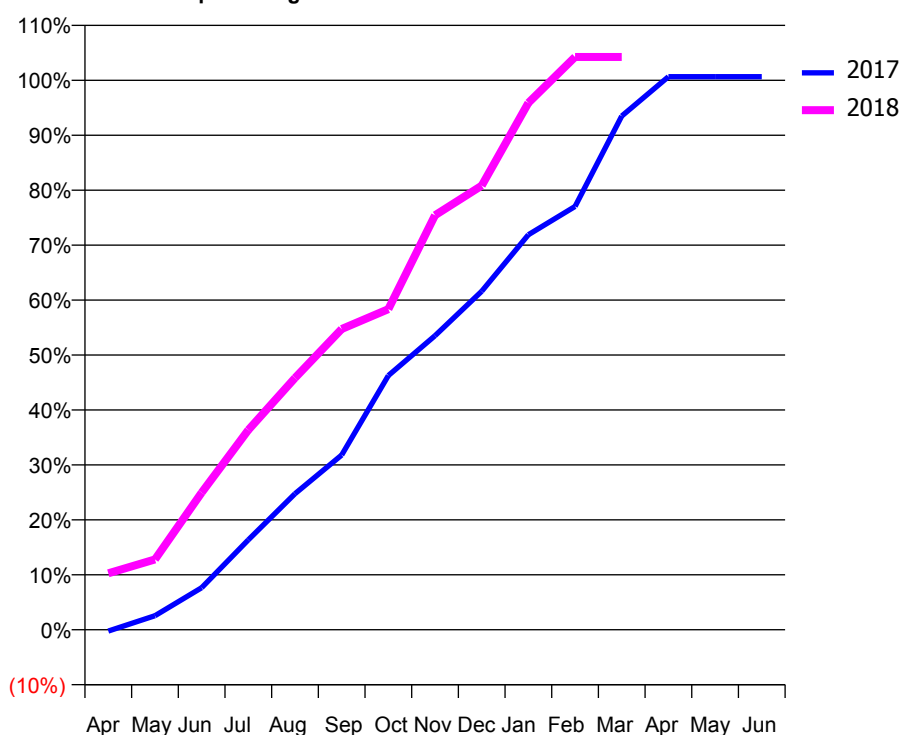
Q58 - Vital Signs Orthodontic At a Glance Contract Report for 951277/0001 - March 2018

Name or company name	MS M REINACH	17/18 Contracted general activity (UDA)	0
Contract type name	PDS Contract	Carry forward general activity (UDA)	0
Purpose of contract	Orthodontic	17/18 Contracted orthodontic activity (UOA)	7,807
Contract start date	01/04/2006	Carry forward orthodontic activity (UOA)	0
Contract end date	31/03/2019	Baseline contract value	£486,789.82

ACCESS	Contract	England and Wales
24 month ratio of assessments to patient IDs	1.06	1.04

ACTIVITY	Contract
Contract assess and fit appliances (case starts) as a percentage of Area Team case starts	3.0 %

Cumulative percentage of contracted UOA delivered 2017 & 2018



Month	Adjusted Scheduled Activity (UOA)		
	2016	2017	2018
April	111	-19	802
May	685	199	999
June	1,011	598	1,948
July	1,719	1,278	2,838
August	1,994	1,933	3,577
September	2,258	2,483	4,274
October	3,224	3,612	4,555
November	4,214	4,179	5,890
December	4,735	4,809	6,310
January	4,791	5,612	7,486
February	4,810	6,015	8,137
March	5,677	7,299	8,137
April	7,725	7,857	
May	7,788	7,857	
June	7,788	7,857	

QUALITY (rolling 12 month period)

	Contract Quantity	Contract Base Number	Contract *	Area Team	Region	England
% of all assessments that were assess and fit appliances (case starts)	446	446	100.0%	69.7%	57.8%	60.1%
% of all assessments that were assess and refuse	0	446	0.0%	8.5%	11.2%	11.3%
% of all assessments that were assess and review	0	446	0.0%	21.8%	31.0%	28.6%
% of case starts with a reported IOTN of 3 and Aesthetic Component of 5 or below	0	446	N/A	0.2%	0.1%	0.1%
% of case starts with a reported IOTN of 3 and Aesthetic Component of 6 or above	51	446	11.4%	5.8%	4.1%	4.1%
% of case starts with a reported IOTN of 4	327	446	73.3%	75.5%	76.4%	77.7%
% of case starts with a reported IOTN of 5	68	446	15.2%	18.1%	17.7%	16.8 %
% of concluded courses in receipt of dual-arch fixed appliances	3	297	1.0%	74.5%	69.8%	73.8%
% of concluded courses where treatment was abandoned or discontinued	30	297	10.1%	6.2%	8.3%	7.0%
% of patients satisfied with the treatment they have received	7	8	87.5%	95.7%	96.6%	96.0%

* Figures in italics indicate that the base number is less than 100.

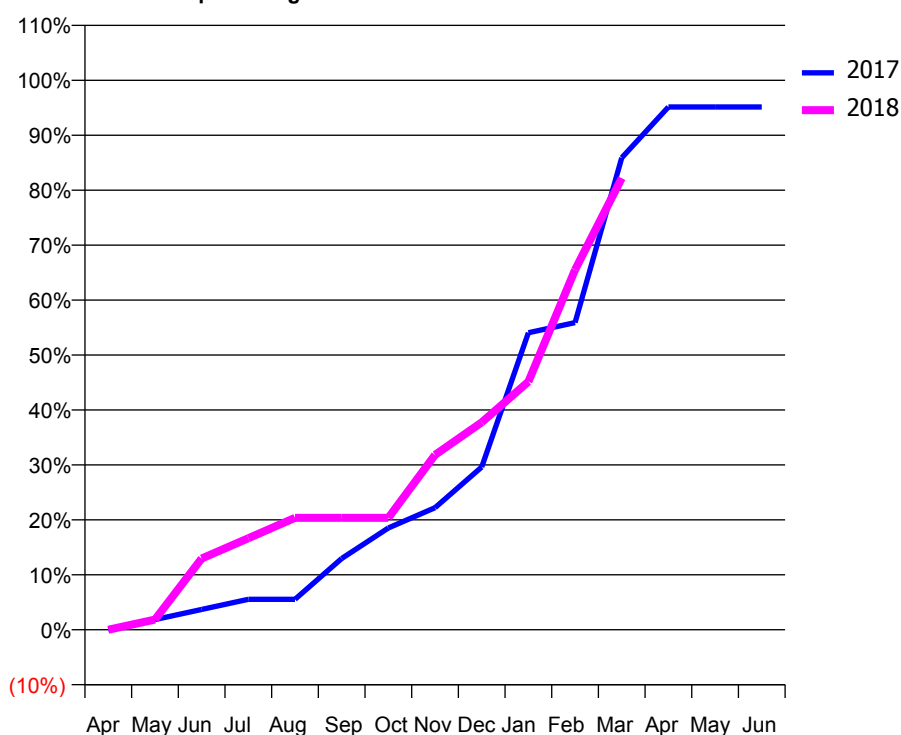
Q59 - Vital Signs Orthodontic At a Glance Contract Report for 101281/0034 - March 2018

Name or company name	OASIS DENTAL CARE LTD	17/18 Contracted general activity (UDA)	7,246
Contract type name	GDS Contract	Carry forward general activity (UDA)	0
Purpose of contract	General and Orthodontic	17/18 Contracted orthodontic activity (UOA)	1,134
Contract start date	01/04/2006	Carry forward orthodontic activity (UOA)	0
Contract end date		Baseline contract value	£249,897.09

ACCESS	Contract	England and Wales
24 month ratio of assessments to patient IDs	1.00	1.04

ACTIVITY	Contract
Contract assess and fit appliances (case starts) as a percentage of Area Team case starts	1.0 %

Cumulative percentage of contracted UOA delivered 2017 & 2018



Month	Adjusted Scheduled Activity (UOA)		
	2016	2017	2018
April	-20	0	0
May	-20	21	21
June	26	42	147
July	35	63	189
August	63	63	231
September	131	147	231
October	307	210	231
November	372	252	361
December	523	336	428
January	553	613	512
February	797	634	743
March	970	974	932
April	1,100	1,079	
May	1,100	1,079	
June	1,100	1,079	

QUALITY (rolling 12 month period)

	Contract Quantity	Contract Base Number	Contract *	Area Team	Region	England
% of all assessments that were assess and fit appliances (case starts)	51	51	100.0%	60.9%	57.8%	60.1%
% of all assessments that were assess and refuse	0	51	0.0%	9.2%	11.2%	11.3%
% of all assessments that were assess and review	0	51	0.0%	29.9%	31.0%	28.6%
% of case starts with a reported IOTN of 3 and Aesthetic Component of 5 or below	0	51	N/A	0.0%	0.1%	0.1%
% of case starts with a reported IOTN of 3 and Aesthetic Component of 6 or above	5	51	9.8%	2.3%	4.1%	4.1%
% of case starts with a reported IOTN of 4	43	51	84.3%	74.1%	76.4%	77.7%
% of case starts with a reported IOTN of 5	3	51	5.9%	22.7%	17.7%	16.8 %
% of concluded courses in receipt of dual-arch fixed appliances	13	37	35.1%	61.3%	69.8%	73.8%
% of concluded courses where treatment was abandoned or discontinued	2	37	5.4%	6.5%	8.3%	7.0%
% of patients satisfied with the treatment they have received	0	0	N/A	97.5%	96.6%	96.0%

* Figures in italics indicate that the base number is less than 100.

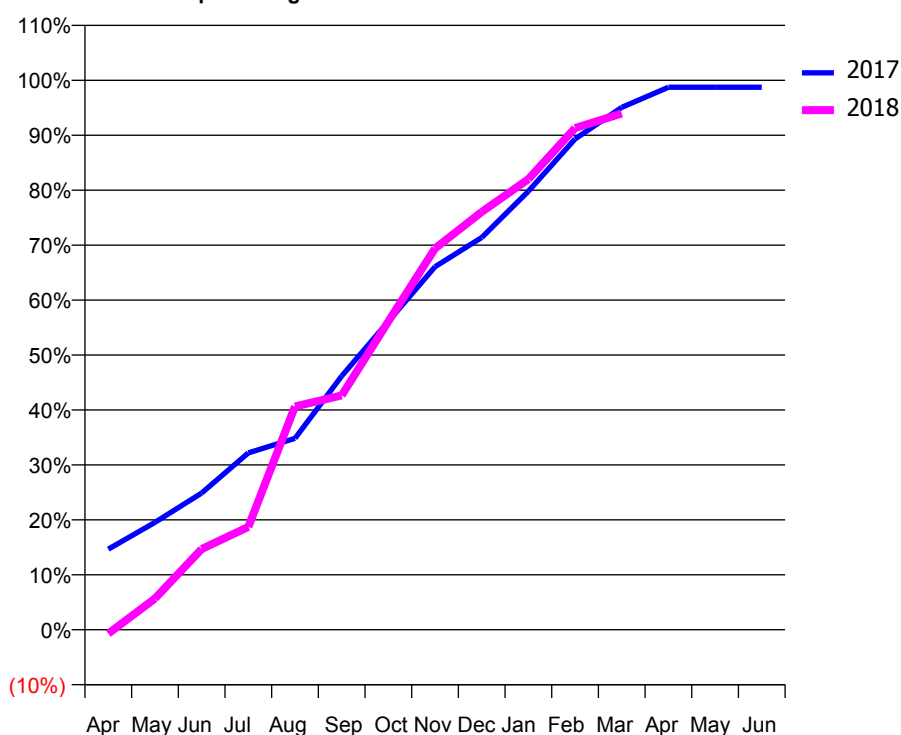
Q59 - Vital Signs Orthodontic At a Glance Contract Report for 101281/0077 - March 2018

Name or company name	OASIS DENTAL CARE LTD	17/18 Contracted general activity (UDA)	33,200
Contract type name	GDS Contract	Carry forward general activity (UDA)	949
Purpose of contract	General and Orthodontic	17/18 Contracted orthodontic activity (UOA)	3,163
Contract start date	01/04/2006	Carry forward orthodontic activity (UOA)	40
Contract end date		Baseline contract value	£952,478.39

ACCESS	Contract	England and Wales
24 month ratio of assessments to patient IDs	1.02	1.04

ACTIVITY	Contract
Contract assess and fit appliances (case starts) as a percentage of Area Team case starts	3.1 %

Cumulative percentage of contracted UOA delivered 2017 & 2018



Month	Adjusted Scheduled Activity (UOA)		
	2016	2017	2018
April	-624	464	-23
May	-315	618	180
June	-187	787	465
July	406	1,018	592
August	584	1,102	1,285
September	807	1,460	1,349
October	1,090	1,775	1,775
November	1,351	2,090	2,195
December	1,780	2,258	2,405
January	2,072	2,524	2,594
February	2,590	2,825	2,888
March	2,747	3,007	2,972
April	3,193	3,123	
May	3,194	3,123	
June	3,194	3,123	

QUALITY (rolling 12 month period)

	Contract Quantity	Contract Base Number	Contract *	Area Team	Region	England
% of all assessments that were assess and fit appliances (case starts)	150	206	72.8%	60.9%	57.8%	60.1%
% of all assessments that were assess and refuse	4	206	1.9%	9.2%	11.2%	11.3%
% of all assessments that were assess and review	52	206	25.2%	29.9%	31.0%	28.6%
% of case starts with a reported IOTN of 3 and Aesthetic Component of 5 or below	0	150	N/A	0.0%	0.1%	0.1%
% of case starts with a reported IOTN of 3 and Aesthetic Component of 6 or above	2	150	1.3%	2.3%	4.1%	4.1%
% of case starts with a reported IOTN of 4	122	150	81.3%	74.1%	76.4%	77.7%
% of case starts with a reported IOTN of 5	15	150	10.0%	22.7%	17.7%	16.8 %
% of concluded courses in receipt of dual-arch fixed appliances	154	177	87.0%	61.3%	69.8%	73.8%
% of concluded courses where treatment was abandoned or discontinued	16	177	9.0%	6.5%	8.3%	7.0%
% of patients satisfied with the treatment they have received	11	11	100.0%	97.5%	96.6%	96.0%

* Figures in italics indicate that the base number is less than 100.

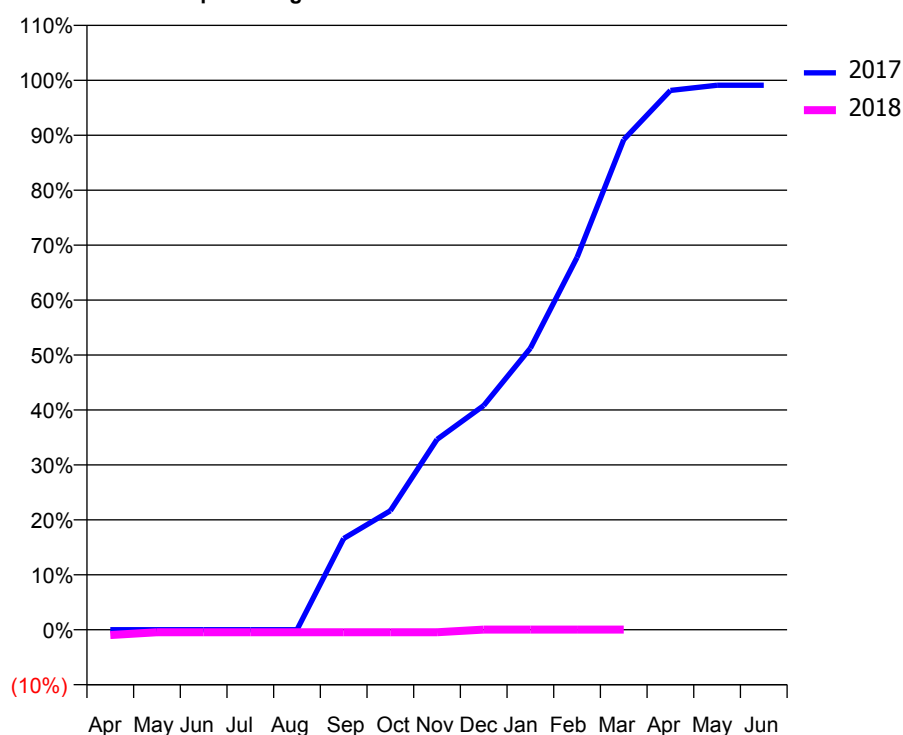
Q59 - Vital Signs Orthodontic At a Glance Contract Report for 101370/0033 - March 2018

Name or company name	Petrie Tucker and Partners Ltd	17/18 Contracted general activity (UDA)	2,531
Contract type name	GDS Contract	Carry forward general activity (UDA)	0
Purpose of contract	General and Orthodontic	17/18 Contracted orthodontic activity (UOA)	4,216
Contract start date	01/04/2006	Carry forward orthodontic activity (UOA)	41
Contract end date		Baseline contract value	£343,817.24

ACCESS	Contract	England and Wales
24 month ratio of assessments to patient IDs	1.00	1.04

ACTIVITY	Contract
Contract assess and fit appliances (case starts) as a percentage of Area Team case starts	0.5 %

Cumulative percentage of contracted UOA delivered 2017 & 2018



Month	Adjusted Scheduled Activity (UOA)		
	2016	2017	2018
April	-23	1	-41
May	89	1	-20
June	534	1	-20
July	928	1	-20
August	1,077	1	-20
September	1,598	749	-20
October	1,883	976	-20
November	2,707	1,563	-20
December	3,100	1,841	2
January	3,218	2,311	2
February	3,895	3,056	2
March	4,046	4,023	2
April	4,088	4,427	
May	4,088	4,469	
June	4,088	4,469	

QUALITY (rolling 12 month period)

	Contract Quantity	Contract Base Number	Contract *	Area Team	Region	England
% of all assessments that were assess and fit appliances (case starts)	23	28	82.1%	60.9%	57.8%	60.1%
% of all assessments that were assess and refuse	3	28	10.7%	9.2%	11.2%	11.3%
% of all assessments that were assess and review	2	28	7.1%	29.9%	31.0%	28.6%
% of case starts with a reported IOTN of 3 and Aesthetic Component of 5 or below	0	23	N/A	0.0%	0.1%	0.1%
% of case starts with a reported IOTN of 3 and Aesthetic Component of 6 or above	0	23	N/A	2.3%	4.1%	4.1%
% of case starts with a reported IOTN of 4	16	23	69.6%	74.1%	76.4%	77.7%
% of case starts with a reported IOTN of 5	7	23	30.4%	22.7%	17.7%	16.8 %
% of concluded courses in receipt of dual-arch fixed appliances	0	12	N/A	61.3%	69.8%	73.8%
% of concluded courses where treatment was abandoned or discontinued	7	12	58.3%	6.5%	8.3%	7.0%
% of patients satisfied with the treatment they have received	1	1	100.0%	97.5%	96.6%	96.0%

* Figures in italics indicate that the base number is less than 100.

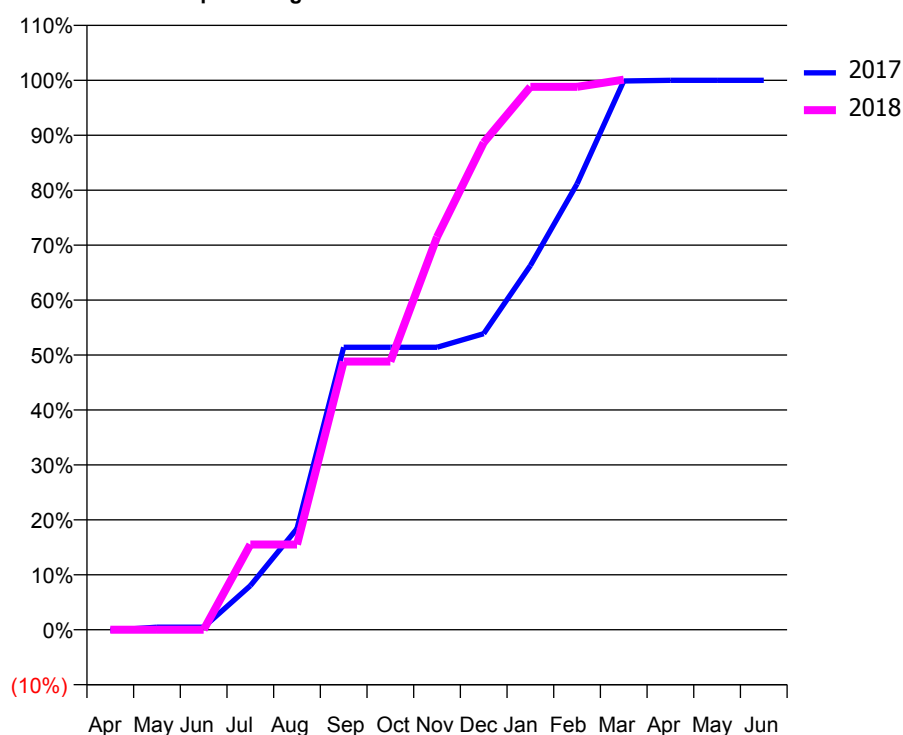
Q59 - Vital Signs Orthodontic At a Glance Contract Report for 104213/0001 - March 2018

Name or company name	Clearly Orthodontics Limited	17/18 Contracted general activity (UDA)	0
Contract type name	PDS Contract	Carry forward general activity (UDA)	0
Purpose of contract	Orthodontic	17/18 Contracted orthodontic activity (UOA)	838
Contract start date	01/07/2015	Carry forward orthodontic activity (UOA)	0
Contract end date	31/03/2019	Baseline contract value	£50,248.88

ACCESS	Contract	England and Wales
24 month ratio of assessments to patient IDs	1.00	1.04

ACTIVITY	Contract
Contract assess and fit appliances (case starts) as a percentage of Area Team case starts	0.8 %

Cumulative percentage of contracted UOA delivered 2017 & 2018



Month	Adjusted Scheduled Activity (UOA)		
	2016	2017	2018
April	0	-1	0
May	0	4	0
June	0	4	0
July	0	68	130
August	0	156	130
September	0	436	409
October	42	436	409
November	160	436	599
December	160	457	743
January	205	562	828
February	271	688	828
March	271	847	839
April	497	848	
May	623	848	
June	628	848	

QUALITY (rolling 12 month period)

	Contract Quantity	Contract Base Number	Contract *	Area Team	Region	England
% of all assessments that were assess and fit appliances (case starts)	38	80	47.5%	60.9%	57.8%	60.1%
% of all assessments that were assess and refuse	1	80	1.3%	9.2%	11.2%	11.3%
% of all assessments that were assess and review	41	80	51.2%	29.9%	31.0%	28.6%
% of case starts with a reported IOTN of 3 and Aesthetic Component of 5 or below	0	38	N/A	0.0%	0.1%	0.1%
% of case starts with a reported IOTN of 3 and Aesthetic Component of 6 or above	0	38	N/A	2.3%	4.1%	4.1%
% of case starts with a reported IOTN of 4	38	38	100.0%	74.1%	76.4%	77.7%
% of case starts with a reported IOTN of 5	0	38	N/A	22.7%	17.7%	16.8 %
% of concluded courses in receipt of dual-arch fixed appliances	0	0	N/A	61.3%	69.8%	73.8%
% of concluded courses where treatment was abandoned or discontinued	0	0	N/A	6.5%	8.3%	7.0%
% of patients satisfied with the treatment they have received	0	0	N/A	97.5%	96.6%	96.0%

* Figures in italics indicate that the base number is less than 100.

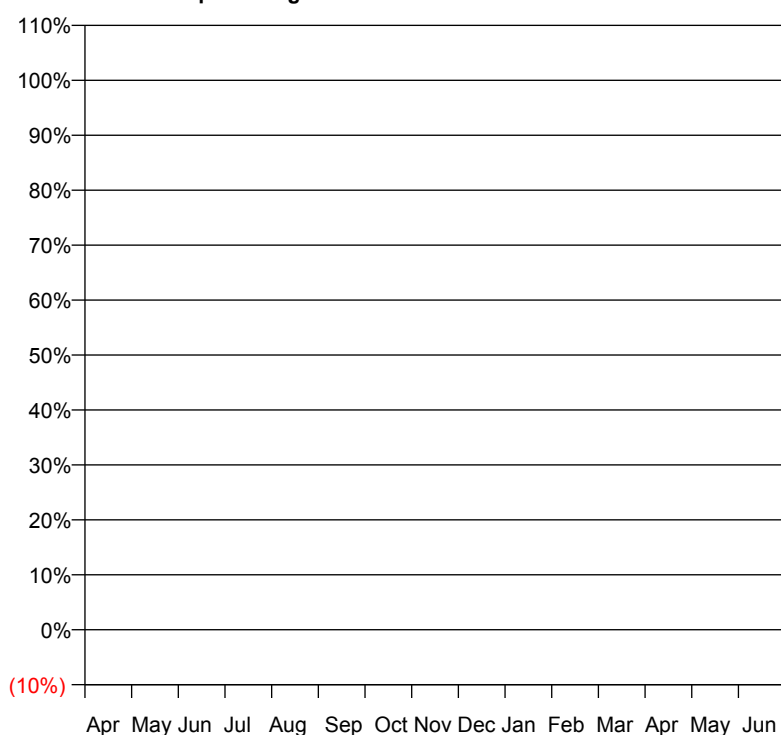
Q59 - Vital Signs Orthodontic At a Glance Contract Report for 104213/0002 - March 2018

Name or company name	Clearly Orthodontics Limited	17/18 Contracted general activity (UDA)	0
Contract type name	PDS Contract	Carry forward general activity (UDA)	0
Purpose of contract	Orthodontic	17/18 Contracted orthodontic activity (UOA)	0
Contract start date	01/07/2015	Carry forward orthodontic activity (UOA)	0
Contract end date	31/03/2019	Baseline contract value	£200,284.00

ACCESS	Contract	England and Wales
24 month ratio of assessments to patient IDs	1.02	1.04

ACTIVITY	Contract
Contract assess and fit appliances (case starts) as a percentage of Area Team case starts	2.2 %

Cumulative percentage of contracted UOA delivered 2017 & 2018



Month	Adjusted Scheduled Activity (UOA)		
	2016	2017	2018
April	0	0	21
May	0	256	128
June	0	387	128
July	0	1,047	451
August	0	1,220	451
September	450	1,331	833
October	588	1,510	833
November	867	1,916	1,066
December	1,066	2,224	1,299
January	1,365	2,572	1,558
February	1,622	2,783	1,712
March	1,950	3,004	1,977
April	1,950	3,308	
May	2,076	3,316	
June	2,076	3,316	

QUALITY (rolling 12 month period)

	Contract Quantity	Contract Base Number	Contract *	Area Team	Region	England
% of all assessments that were assess and fit appliances (case starts)	106	169	62.7%	60.9%	57.8%	60.1%
% of all assessments that were assess and refuse	0	169	0.0%	9.2%	11.2%	11.3%
% of all assessments that were assess and review	63	169	37.3%	29.9%	31.0%	28.6%
% of case starts with a reported IOTN of 3 and Aesthetic Component of 5 or below	0	106	N/A	0.0%	0.1%	0.1%
% of case starts with a reported IOTN of 3 and Aesthetic Component of 6 or above	0	106	N/A	2.3%	4.1%	4.1%
% of case starts with a reported IOTN of 4	10	106	9.4%	74.1%	76.4%	77.7%
% of case starts with a reported IOTN of 5	96	106	90.6%	22.7%	17.7%	16.8 %
% of concluded courses in receipt of dual-arch fixed appliances	0	0	N/A	61.3%	69.8%	73.8%
% of concluded courses where treatment was abandoned or discontinued	0	0	N/A	6.5%	8.3%	7.0%
% of patients satisfied with the treatment they have received	2	2	100.0%	97.5%	96.6%	96.0%

* Figures in italics indicate that the base number is less than 100.

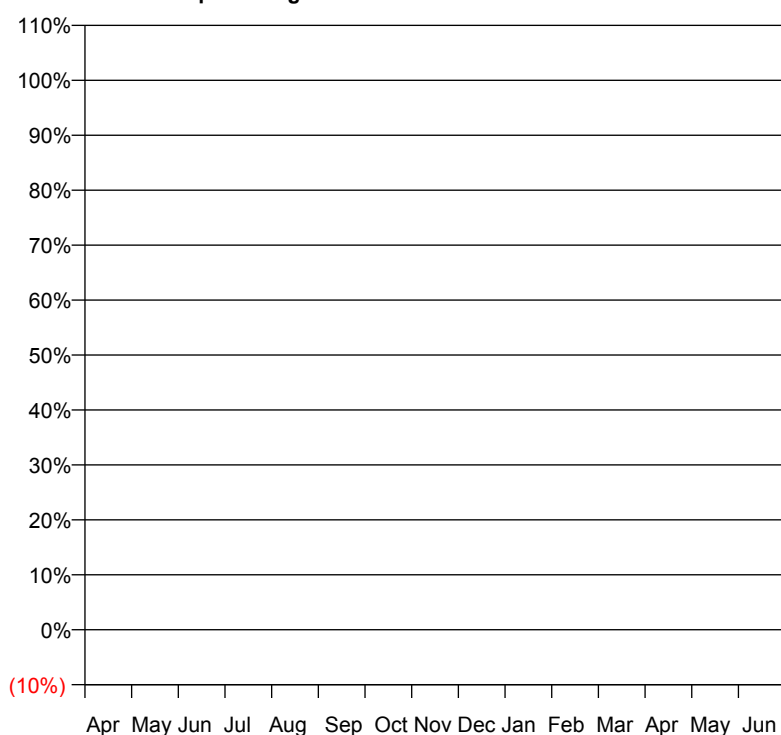
Q59 - Vital Signs Orthodontic At a Glance Contract Report for 106461/0001 - March 2018

Name or company name	P Moulder, A Johnson, R Church, M Hamburger & R	17/18 Contracted general activity (UDA)	10,320
Contract type name	GDS Contract	Carry forward general activity (UDA)	0
Purpose of contract	General	17/18 Contracted orthodontic activity (UOA)	0
Contract start date	01/09/2006	Carry forward orthodontic activity (UOA)	0
Contract end date		Baseline contract value	£246,748.74

ACCESS	Contract	England and Wales
24 month ratio of assessments to patient IDs	1.00	1.04

ACTIVITY	Contract
Contract assess and fit appliances (case starts) as a percentage of Area Team case starts	0.0 %

Cumulative percentage of contracted UOA delivered 2017 & 2018



— 2017
— 2018

Month	Adjusted Scheduled Activity (UOA)		
	2016	2017	2018
April	0	0	0
May	0	0	0
June	0	0	0
July	0	0	0
August	0	0	0
September	0	0	0
October	0	0	0
November	0	0	0
December	0	0	1
January	0	0	1
February	0	0	1
March	0	0	1
April	0	0	
May	0	0	
June	0	0	

QUALITY (rolling 12 month period)

	Contract Quantity	Contract Base Number	Contract *	Area Team	Region	England
% of all assessments that were assess and fit appliances (case starts)	0	1	0.0%	60.9%	57.8%	60.1%
% of all assessments that were assess and refuse	0	1	0.0%	9.2%	11.2%	11.3%
% of all assessments that were assess and review	1	1	100.0%	29.9%	31.0%	28.6%
% of case starts with a reported IOTN of 3 and Aesthetic Component of 5 or below	0	0	N/A	0.0%	0.1%	0.1%
% of case starts with a reported IOTN of 3 and Aesthetic Component of 6 or above	0	0	N/A	2.3%	4.1%	4.1%
% of case starts with a reported IOTN of 4	0	0	N/A	74.1%	76.4%	77.7%
% of case starts with a reported IOTN of 5	0	0	N/A	22.7%	17.7%	16.8 %
% of concluded courses in receipt of dual-arch fixed appliances	0	0	N/A	61.3%	69.8%	73.8%
% of concluded courses where treatment was abandoned or discontinued	0	0	N/A	6.5%	8.3%	7.0%
% of patients satisfied with the treatment they have received	0	0	N/A	97.5%	96.6%	96.0%

* Figures in italics indicate that the base number is less than 100.

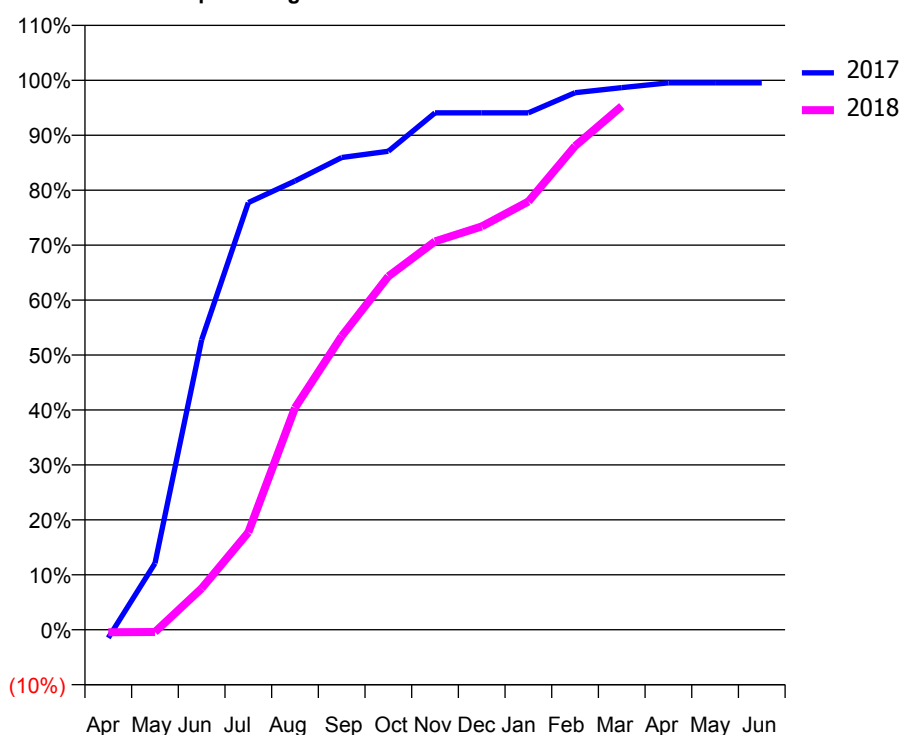
Q59 - Vital Signs Orthodontic At a Glance Contract Report for 117250/0002 - March 2018

Name or company name	Hallcross Dental Practices Limited	17/18 Contracted general activity (UDA)	0
Contract type name	PDS Contract	Carry forward general activity (UDA)	0
Purpose of contract	General and Orthodontic	17/18 Contracted orthodontic activity (UOA)	2,312
Contract start date	01/04/2008	Carry forward orthodontic activity (UOA)	11
Contract end date	31/03/2019	Baseline contract value	£155,576.27

ACCESS	Contract	England and Wales
24 month ratio of assessments to patient IDs	1.00	1.04

ACTIVITY	Contract
Contract assess and fit appliances (case starts) as a percentage of Area Team case starts	2.2 %

Cumulative percentage of contracted UOA delivered 2017 & 2018



Month	Adjusted Scheduled Activity (UOA)		
	2016	2017	2018
April	-2,085	-34	-11
May	-1,295	277	-10
June	-663	1,209	174
July	117	1,781	410
August	313	1,871	934
September	562	1,969	1,235
October	928	1,995	1,487
November	1,125	2,155	1,634
December	1,905	2,155	1,697
January	2,036	2,155	1,802
February	2,207	2,239	2,035
March	2,265	2,260	2,203
April	2,270	2,280	
May	2,270	2,280	
June	2,270	2,280	

QUALITY (rolling 12 month period)	Contract Quantity	Contract Base Number	Contract *	Area Team	Region	England
% of all assessments that were assess and fit appliances (case starts)	107	181	59.1%	60.9%	57.8%	60.1%
% of all assessments that were assess and refuse	9	181	5.0%	9.2%	11.2%	11.3%
% of all assessments that were assess and review	65	181	35.9%	29.9%	31.0%	28.6%
% of case starts with a reported IOTN of 3 and Aesthetic Component of 5 or below	0	107	N/A	0.0%	0.1%	0.1%
% of case starts with a reported IOTN of 3 and Aesthetic Component of 6 or above	2	107	1.9%	2.3%	4.1%	4.1%
% of case starts with a reported IOTN of 4	92	107	86.0%	74.1%	76.4%	77.7%
% of case starts with a reported IOTN of 5	3	107	2.8%	22.7%	17.7%	16.8 %
% of concluded courses in receipt of dual-arch fixed appliances	83	124	66.9%	61.3%	69.8%	73.8%
% of concluded courses where treatment was abandoned or discontinued	6	124	4.8%	6.5%	8.3%	7.0%
% of patients satisfied with the treatment they have received	3	3	100.0%	97.5%	96.6%	96.0%

* Figures in italics indicate that the base number is less than 100.

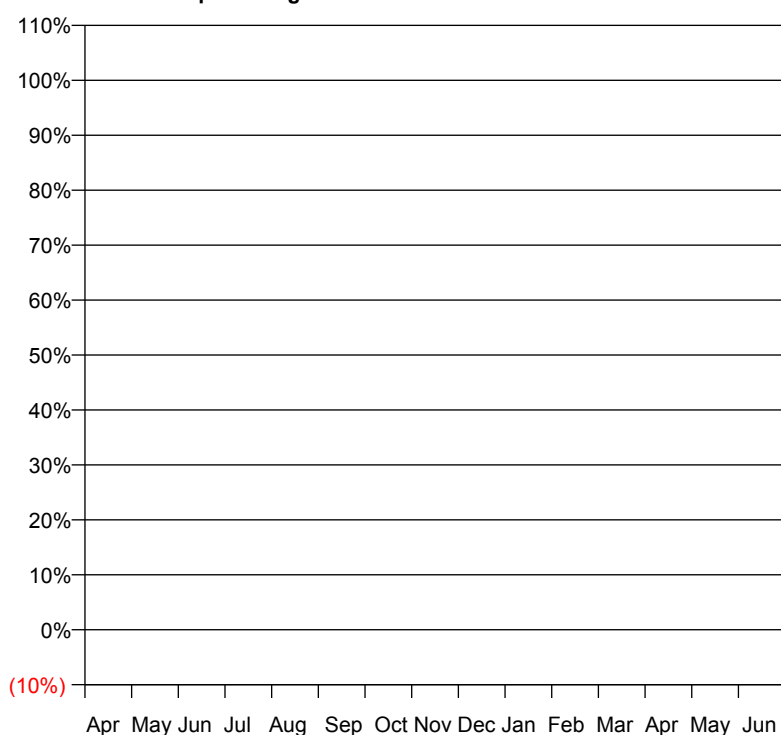
Q59 - Vital Signs Orthodontic At a Glance Contract Report for 117250/0005 - March 2018

Name or company name	Hallcross Dental Practices Limited	17/18 Contracted general activity (UDA)	0
Contract type name	PDS Contract	Carry forward general activity (UDA)	0
Purpose of contract	General and Orthodontic	17/18 Contracted orthodontic activity (UOA)	0
Contract start date	01/01/2012	Carry forward orthodontic activity (UOA)	0
Contract end date	31/03/2019	Baseline contract value	£156,691.02

ACCESS	Contract	England and Wales
24 month ratio of assessments to patient IDs	1.02	1.04

ACTIVITY	Contract
Contract assess and fit appliances (case starts) as a percentage of Area Team case starts	2.0 %

Cumulative percentage of contracted UOA delivered 2017 & 2018



Month	Adjusted Scheduled Activity (UOA)		
	2016	2017	2018
April	0	0	0
May	85	211	190
June	169	345	481
July	282	542	502
August	458	735	614
September	566	825	769
October	699	997	876
November	877	1,173	1,157
December	1,033	1,454	1,308
January	1,181	1,711	1,418
February	1,397	1,905	1,652
March	1,478	2,272	1,895
April	1,585	2,421	
May	1,585	2,421	
June	1,585	2,421	

QUALITY (rolling 12 month period)

	Contract Quantity	Contract Base Number	Contract *	Area Team	Region	England
% of all assessments that were assess and fit appliances (case starts)	100	165	60.6%	60.9%	57.8%	60.1%
% of all assessments that were assess and refuse	16	165	9.7%	9.2%	11.2%	11.3%
% of all assessments that were assess and review	49	165	29.7%	29.9%	31.0%	28.6%
% of case starts with a reported IOTN of 3 and Aesthetic Component of 5 or below	0	100	N/A	0.0%	0.1%	0.1%
% of case starts with a reported IOTN of 3 and Aesthetic Component of 6 or above	0	100	N/A	2.3%	4.1%	4.1%
% of case starts with a reported IOTN of 4	0	100	N/A	74.1%	76.4%	77.7%
% of case starts with a reported IOTN of 5	97	100	97.0%	22.7%	17.7%	16.8 %
% of concluded courses in receipt of dual-arch fixed appliances	62	83	74.7%	61.3%	69.8%	73.8%
% of concluded courses where treatment was abandoned or discontinued	3	83	3.6%	6.5%	8.3%	7.0%
% of patients satisfied with the treatment they have received	8	9	88.9%	97.5%	96.6%	96.0%

* Figures in italics indicate that the base number is less than 100.

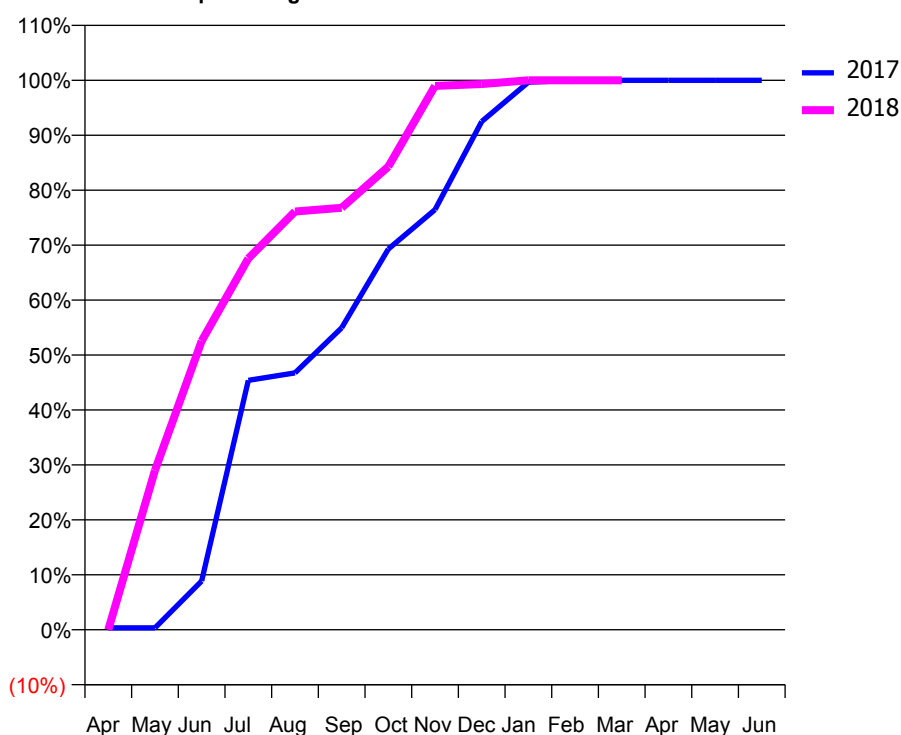
Q59 - Vital Signs Orthodontic At a Glance Contract Report for 117412/0002 - March 2018

Name or company name	HS Virdee Ltd	17/18 Contracted general activity (UDA)	10,377
Contract type name	GDS Contract	Carry forward general activity (UDA)	-179
Purpose of contract	General and Orthodontic	17/18 Contracted orthodontic activity (UOA)	293
Contract start date	01/11/2007	Carry forward orthodontic activity (UOA)	0
Contract end date		Baseline contract value	£291,970.20

ACCESS	Contract	England and Wales
24 month ratio of assessments to patient IDs	1.00	1.04

ACTIVITY	Contract
Contract assess and fit appliances (case starts) as a percentage of Area Team case starts	0.3 %

Cumulative percentage of contracted UOA delivered 2017 & 2018



Month	Adjusted Scheduled Activity (UOA)		
	2016	2017	2018
April	21	1	0
May	151	1	85
June	172	26	154
July	238	133	198
August	261	137	223
September	263	161	225
October	263	203	247
November	271	224	290
December	275	271	291
January	276	292	293
February	276	293	293
March	297	293	293
April	297	293	
May	297	293	
June	297	293	

QUALITY (rolling 12 month period)	Contract Quantity	Contract Base Number	Contract *	Area Team	Region	England
% of all assessments that were assess and fit appliances (case starts)	14	30	46.7%	60.9%	57.8%	60.1%
% of all assessments that were assess and refuse	6	30	20.0%	9.2%	11.2%	11.3%
% of all assessments that were assess and review	10	30	33.3%	29.9%	31.0%	28.6%
% of case starts with a reported IOTN of 3 and Aesthetic Component of 5 or below	0	14	<i>N/A</i>	0.0%	0.1%	0.1%
% of case starts with a reported IOTN of 3 and Aesthetic Component of 6 or above	0	14	<i>N/A</i>	2.3%	4.1%	4.1%
% of case starts with a reported IOTN of 4	14	14	100.0%	74.1%	76.4%	77.7%
% of case starts with a reported IOTN of 5	0	14	<i>N/A</i>	22.7%	17.7%	16.8 %
% of concluded courses in receipt of dual-arch fixed appliances	10	11	90.9%	61.3%	69.8%	73.8%
% of concluded courses where treatment was abandoned or discontinued	1	11	9.1%	6.5%	8.3%	7.0%
% of patients satisfied with the treatment they have received	1	1	100.0%	97.5%	96.6%	96.0%

* Figures in italics indicate that the base number is less than 100.

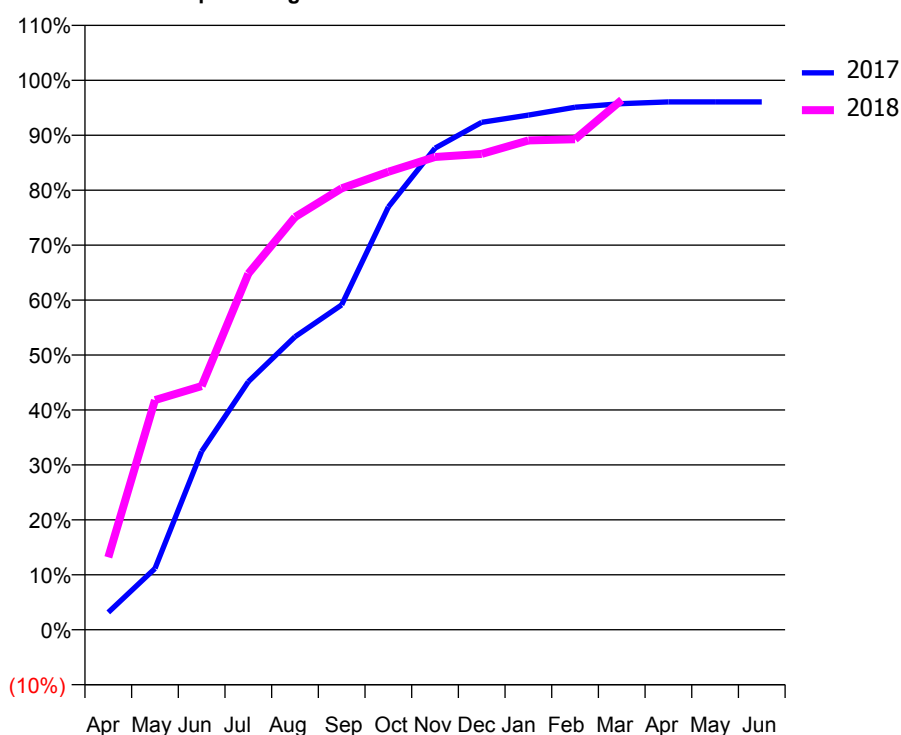
Q59 - Vital Signs Orthodontic At a Glance Contract Report for 118680/0003 - March 2018

Name or company name	Mr P Sitlu & Mr I Bhyat	17/18 Contracted general activity (UDA)	30,622
Contract type name	GDS Contract	Carry forward general activity (UDA)	0
Purpose of contract	General and Orthodontic	17/18 Contracted orthodontic activity (UOA)	895
Contract start date	09/12/2008	Carry forward orthodontic activity (UOA)	16
Contract end date		Baseline contract value	£685,068.65

ACCESS	Contract	England and Wales
24 month ratio of assessments to patient IDs	1.00	1.04

ACTIVITY	Contract
Contract assess and fit appliances (case starts) as a percentage of Area Team case starts	0.8 %

Cumulative percentage of contracted UOA delivered 2017 & 2018



Month	Adjusted Scheduled Activity (UOA)		
	2016	2017	2018
April	-1,187	29	118
May	-971	102	374
June	-737	297	397
July	-397	413	580
August	-242	488	672
September	-217	541	719
October	-108	704	746
November	-39	802	770
December	131	845	775
January	131	857	797
February	374	870	799
March	651	876	863
April	799	879	
May	799	879	
June	842	879	

QUALITY (rolling 12 month period)

	Contract Quantity	Contract Base Number	Contract *	Area Team	Region	England
% of all assessments that were assess and fit appliances (case starts)	41	101	40.6%	60.9%	57.8%	60.1%
% of all assessments that were assess and refuse	9	101	8.9%	9.2%	11.2%	11.3%
% of all assessments that were assess and review	51	101	50.5%	29.9%	31.0%	28.6%
% of case starts with a reported IOTN of 3 and Aesthetic Component of 5 or below	0	41	<i>N/A</i>	0.0%	0.1%	0.1%
% of case starts with a reported IOTN of 3 and Aesthetic Component of 6 or above	0	41	<i>N/A</i>	2.3%	4.1%	4.1%
% of case starts with a reported IOTN of 4	40	41	97.6%	74.1%	76.4%	77.7%
% of case starts with a reported IOTN of 5	1	41	2.4%	22.7%	17.7%	16.8 %
% of concluded courses in receipt of dual-arch fixed appliances	13	95	13.7%	61.3%	69.8%	73.8%
% of concluded courses where treatment was abandoned or discontinued	9	95	9.5%	6.5%	8.3%	7.0%
% of patients satisfied with the treatment they have received	1	1	100.0%	97.5%	96.6%	96.0%

* Figures in italics indicate that the base number is less than 100.

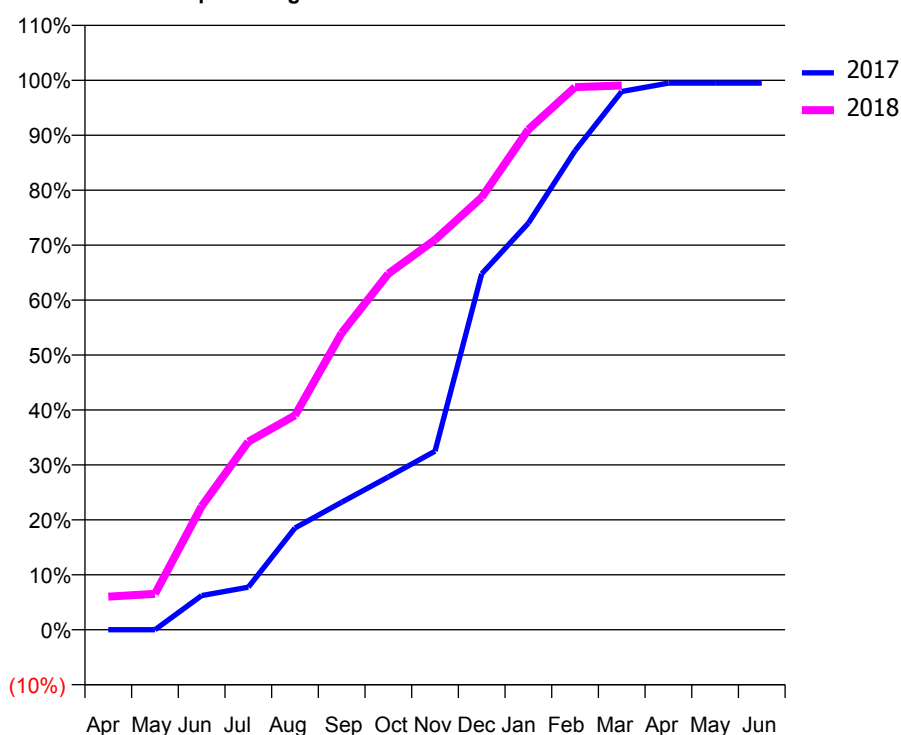
Q59 - Vital Signs Orthodontic At a Glance Contract Report for 121789/0001 - March 2018

Name or company name	Mr C Lucas, Mr M Hamburger, R Ingledew	17/18 Contracted general activity (UDA)	4,345
Contract type name	GDS Contract	Carry forward general activity (UDA)	-103
Purpose of contract	General and Orthodontic	17/18 Contracted orthodontic activity (UOA)	1,361
Contract start date	01/04/2012	Carry forward orthodontic activity (UOA)	2
Contract end date		Baseline contract value	£210,443.98

ACCESS	Contract	England and Wales
24 month ratio of assessments to patient IDs	1.00	1.04

ACTIVITY	Contract
Contract assess and fit appliances (case starts) as a percentage of Area Team case starts	1.4 %

Cumulative percentage of contracted UOA delivered 2017 & 2018



Month	Adjusted Scheduled Activity (UOA)		
	2016	2017	2018
April	21	0	82
May	21	0	89
June	21	85	306
July	21	106	466
August	21	253	531
September	105	317	735
October	169	380	882
November	379	444	966
December	379	885	1,071
January	379	1,011	1,239
February	799	1,191	1,344
March	1,072	1,338	1,348
April	1,366	1,359	
May	1,366	1,359	
June	1,366	1,359	

QUALITY (rolling 12 month period)

	Contract Quantity	Contract Base Number	Contract *	Area Team	Region	England
% of all assessments that were assess and fit appliances (case starts)	67	102	65.7%	60.9%	57.8%	60.1%
% of all assessments that were assess and refuse	11	102	10.8%	9.2%	11.2%	11.3%
% of all assessments that were assess and review	24	102	23.5%	29.9%	31.0%	28.6%
% of case starts with a reported IOTN of 3 and Aesthetic Component of 5 or below	0	67	<i>N/A</i>	0.0%	0.1%	0.1%
% of case starts with a reported IOTN of 3 and Aesthetic Component of 6 or above	7	67	10.4%	2.3%	4.1%	4.1%
% of case starts with a reported IOTN of 4	48	67	71.6%	74.1%	76.4%	77.7%
% of case starts with a reported IOTN of 5	12	67	17.9%	22.7%	17.7%	16.8 %
% of concluded courses in receipt of dual-arch fixed appliances	16	19	84.2%	61.3%	69.8%	73.8%
% of concluded courses where treatment was abandoned or discontinued	1	19	5.3%	6.5%	8.3%	7.0%
% of patients satisfied with the treatment they have received	1	1	100.0%	97.5%	96.6%	96.0%

* Figures in italics indicate that the base number is less than 100.

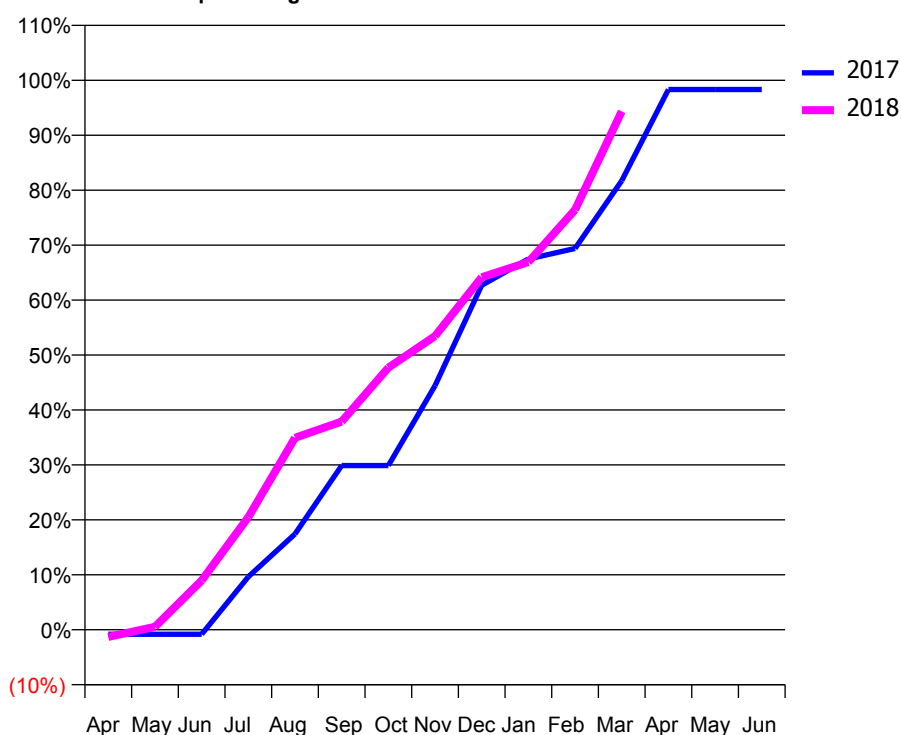
Q59 - Vital Signs Orthodontic At a Glance Contract Report for 123218/0001 - March 2018

Name or company name	Dayadent Limited	17/18 Contracted general activity (UDA)	4,952
Contract type name	GDS Contract	Carry forward general activity (UDA)	22
Purpose of contract	General and Orthodontic	17/18 Contracted orthodontic activity (UOA)	1,663
Contract start date	01/04/2008	Carry forward orthodontic activity (UOA)	28
Contract end date		Baseline contract value	£277,154.51

ACCESS	Contract	England and Wales
24 month ratio of assessments to patient IDs	1.04	1.04

ACTIVITY	Contract
Contract assess and fit appliances (case starts) as a percentage of Area Team case starts	1.7 %

Cumulative percentage of contracted UOA delivered 2017 & 2018



Month	Adjusted Scheduled Activity (UOA)		
	2016	2017	2018
April	-19	-14	-22
May	-19	-14	9
June	-19	-14	149
July	254	160	341
August	254	289	581
September	747	495	630
October	1,130	495	793
November	1,130	736	889
December	1,256	1,039	1,067
January	1,385	1,118	1,113
February	1,552	1,150	1,271
March	1,643	1,354	1,569
April	1,643	1,629	
May	1,643	1,629	
June	1,643	1,629	

QUALITY (rolling 12 month period)

	Contract Quantity	Contract Base Number	Contract *	Area Team	Region	England
% of all assessments that were assess and fit appliances (case starts)	83	210	39.5%	60.9%	57.8%	60.1%
% of all assessments that were assess and refuse	37	210	17.6%	9.2%	11.2%	11.3%
% of all assessments that were assess and review	90	210	42.9%	29.9%	31.0%	28.6%
% of case starts with a reported IOTN of 3 and Aesthetic Component of 5 or below	0	83	<i>N/A</i>	0.0%	0.1%	0.1%
% of case starts with a reported IOTN of 3 and Aesthetic Component of 6 or above	0	83	<i>N/A</i>	2.3%	4.1%	4.1%
% of case starts with a reported IOTN of 4	79	83	95.2%	74.1%	76.4%	77.7%
% of case starts with a reported IOTN of 5	4	83	4.8%	22.7%	17.7%	16.8 %
% of concluded courses in receipt of dual-arch fixed appliances	0	0	<i>N/A</i>	61.3%	69.8%	73.8%
% of concluded courses where treatment was abandoned or discontinued	0	0	<i>N/A</i>	6.5%	8.3%	7.0%
% of patients satisfied with the treatment they have received	3	3	100.0%	97.5%	96.6%	96.0%

* Figures in italics indicate that the base number is less than 100.

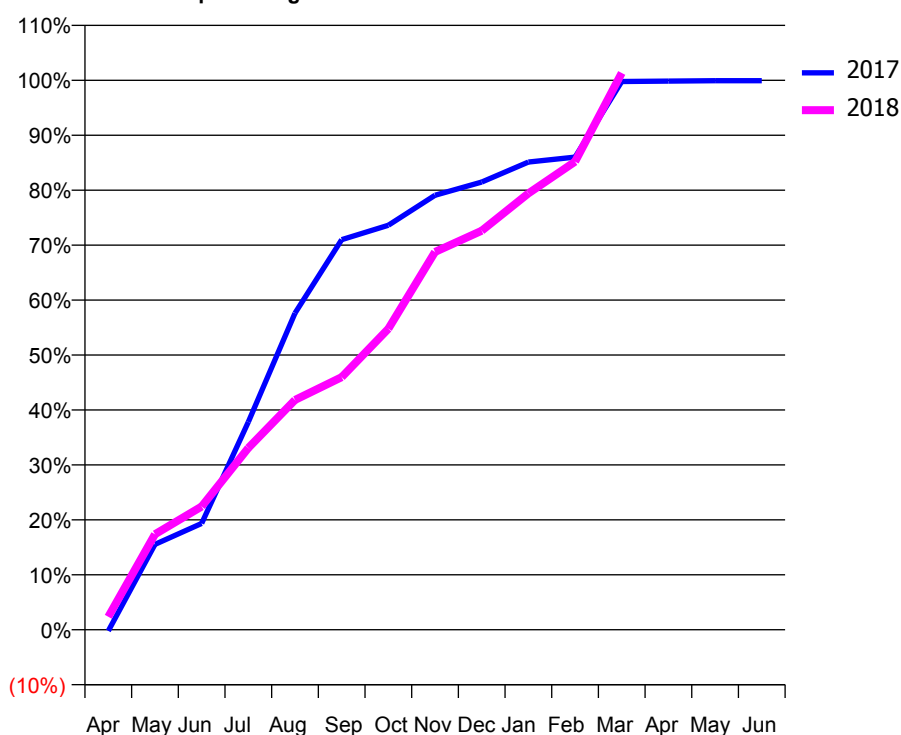
Q59 - Vital Signs Orthodontic At a Glance Contract Report for 126071/0001 - March 2018

Name or company name	Wilson, Edwards & Sanghi	17/18 Contracted general activity (UDA)	37,524
Contract type name	GDS Contract	Carry forward general activity (UDA)	0
Purpose of contract	General and Orthodontic	17/18 Contracted orthodontic activity (UOA)	1,351
Contract start date	01/04/2006	Carry forward orthodontic activity (UOA)	0
Contract end date		Baseline contract value	£978,293.27

ACCESS	Contract	England and Wales
24 month ratio of assessments to patient IDs	1.10	1.04

ACTIVITY	Contract
Contract assess and fit appliances (case starts) as a percentage of Area Team case starts	1.2 %

Cumulative percentage of contracted UOA delivered 2017 & 2018



Month	Adjusted Scheduled Activity (UOA)		
	2016	2017	2018
April	108	-3	32
May	206	208	235
June	302	259	303
July	440	506	447
August	557	771	565
September	691	950	621
October	869	985	740
November	1,118	1,058	929
December	1,191	1,090	981
January	1,224	1,139	1,073
February	1,542	1,151	1,151
March	1,620	1,335	1,369
April	1,642	1,336	
May	1,643	1,337	
June	1,643	1,337	

QUALITY (rolling 12 month period)

	Contract Quantity	Contract Base Number	Contract *	Area Team	Region	England
% of all assessments that were assess and fit appliances (case starts)	58	210	27.6%	60.9%	57.8%	60.1%
% of all assessments that were assess and refuse	13	210	6.2%	9.2%	11.2%	11.3%
% of all assessments that were assess and review	139	210	66.2%	29.9%	31.0%	28.6%
% of case starts with a reported IOTN of 3 and Aesthetic Component of 5 or below	0	58	<i>N/A</i>	0.0%	0.1%	0.1%
% of case starts with a reported IOTN of 3 and Aesthetic Component of 6 or above	0	58	<i>N/A</i>	2.3%	4.1%	4.1%
% of case starts with a reported IOTN of 4	52	58	89.7%	74.1%	76.4%	77.7%
% of case starts with a reported IOTN of 5	5	58	8.6%	22.7%	17.7%	16.8 %
% of concluded courses in receipt of dual-arch fixed appliances	58	78	74.4%	61.3%	69.8%	73.8%
% of concluded courses where treatment was abandoned or discontinued	14	78	17.9%	6.5%	8.3%	7.0%
% of patients satisfied with the treatment they have received	3	4	75.0%	97.5%	96.6%	96.0%

* Figures in italics indicate that the base number is less than 100.

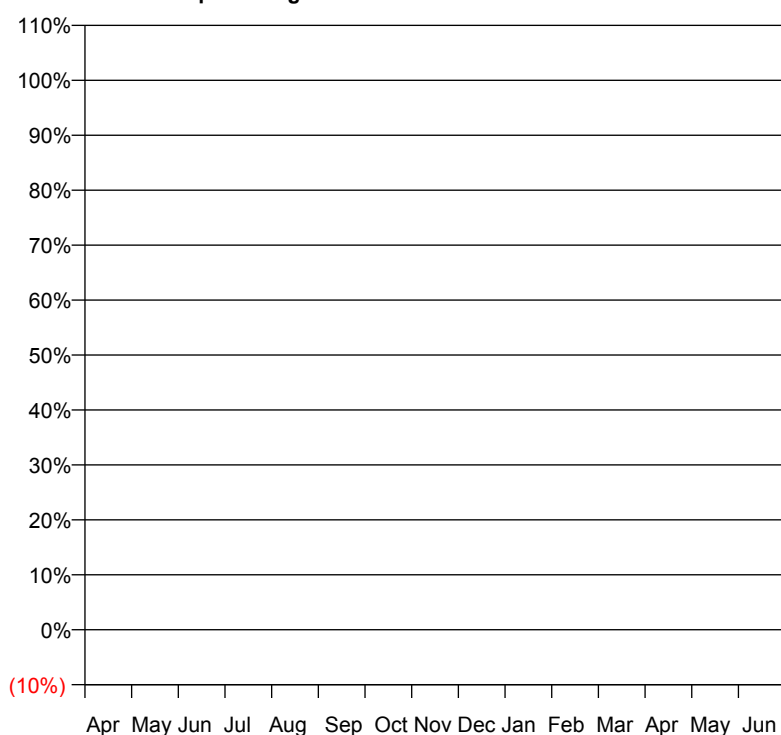
Q59 - Vital Signs Orthodontic At a Glance Contract Report for 127078/0001 - March 2018

Name or company name	The Whitehouse Surgery Ltd	17/18 Contracted general activity (UDA)	7,884
Contract type name	GDS Contract	Carry forward general activity (UDA)	-45
Purpose of contract	General	17/18 Contracted orthodontic activity (UOA)	0
Contract start date	02/02/2009	Carry forward orthodontic activity (UOA)	0
Contract end date		Baseline contract value	£178,160.61

ACCESS	Contract	England and Wales
24 month ratio of assessments to patient IDs	1.00	1.04

ACTIVITY	Contract
Contract assess and fit appliances (case starts) as a percentage of Area Team case starts	0.0 %

Cumulative percentage of contracted UOA delivered 2017 & 2018



Month	Adjusted Scheduled Activity (UOA)		
	2016	2017	2018
April	0	0	0
May	0	0	0
June	0	0	0
July	0	0	2
August	0	0	3
September	0	0	3
October	0	0	4
November	0	1	4
December	0	1	4
January	0	1	5
February	0	1	4
March	0	1	25
April	0	1	
May	0	1	
June	0	1	

QUALITY (rolling 12 month period)

	Contract Quantity	Contract Base Number	Contract *	Area Team	Region	England
% of all assessments that were assess and fit appliances (case starts)	1	7	14.3%	60.9%	57.8%	60.1%
% of all assessments that were assess and refuse	4	7	57.1%	9.2%	11.2%	11.3%
% of all assessments that were assess and review	2	7	28.6%	29.9%	31.0%	28.6%
% of case starts with a reported IOTN of 3 and Aesthetic Component of 5 or below	0	1	N/A	0.0%	0.1%	0.1%
% of case starts with a reported IOTN of 3 and Aesthetic Component of 6 or above	0	1	N/A	2.3%	4.1%	4.1%
% of case starts with a reported IOTN of 4	0	1	N/A	74.1%	76.4%	77.7%
% of case starts with a reported IOTN of 5	1	1	100.0%	22.7%	17.7%	16.8 %
% of concluded courses in receipt of dual-arch fixed appliances	0	0	N/A	61.3%	69.8%	73.8%
% of concluded courses where treatment was abandoned or discontinued	0	0	N/A	6.5%	8.3%	7.0%
% of patients satisfied with the treatment they have received	0	0	N/A	97.5%	96.6%	96.0%

* Figures in italics indicate that the base number is less than 100.

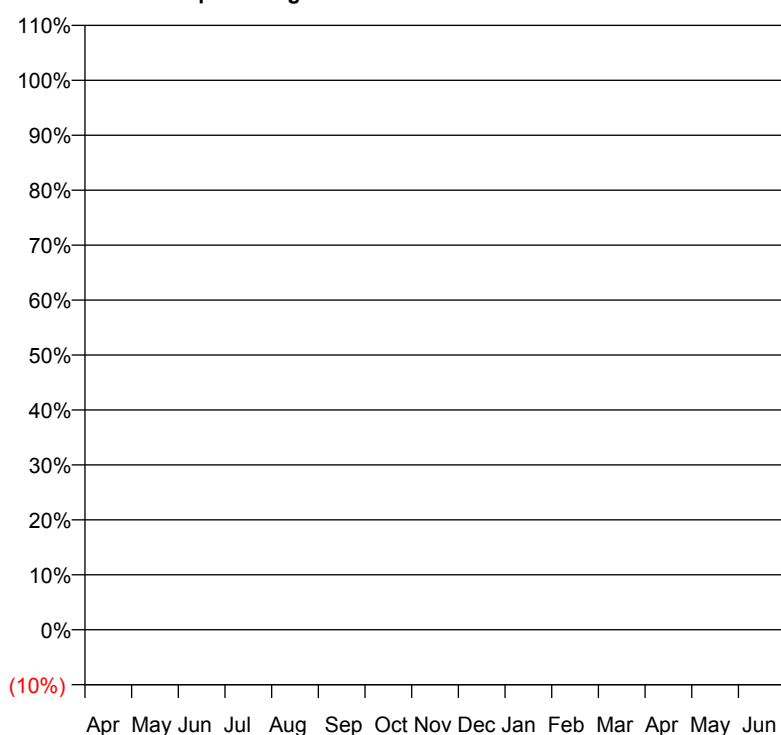
Q59 - Vital Signs Orthodontic At a Glance Contract Report for 127078/0004 - March 2018

Name or company name	The Whitehouse Surgery Ltd	17/18 Contracted general activity (UDA)	0
Contract type name	PDS Contract	Carry forward general activity (UDA)	0
Purpose of contract	Orthodontic	17/18 Contracted orthodontic activity (UOA)	0
Contract start date	01/01/2012	Carry forward orthodontic activity (UOA)	0
Contract end date	31/03/2019	Baseline contract value	£206,681.00

ACCESS	Contract	England and Wales
24 month ratio of assessments to patient IDs	1.00	1.04

ACTIVITY	Contract
Contract assess and fit appliances (case starts) as a percentage of Area Team case starts	2.2 %

Cumulative percentage of contracted UOA delivered 2017 & 2018



Month	Adjusted Scheduled Activity (UOA)		
	2016	2017	2018
April	0	0	0
May	189	195	53
June	189	437	211
July	535	676	410
August	712	980	674
September	783	1,182	763
October	835	1,356	876
November	979	1,641	1,196
December	1,016	1,887	1,413
January	1,016	2,034	1,567
February	1,526	2,210	1,779
March	1,682	2,341	1,993
April	1,878	2,704	
May	1,878	2,704	
June	1,878	2,704	

QUALITY (rolling 12 month period)

	Contract Quantity	Contract Base Number	Contract *	Area Team	Region	England
% of all assessments that were assess and fit appliances (case starts)	110	194	56.7%	60.9%	57.8%	60.1%
% of all assessments that were assess and refuse	40	194	20.6%	9.2%	11.2%	11.3%
% of all assessments that were assess and review	44	194	22.7%	29.9%	31.0%	28.6%
% of case starts with a reported IOTN of 3 and Aesthetic Component of 5 or below	0	110	N/A	0.0%	0.1%	0.1%
% of case starts with a reported IOTN of 3 and Aesthetic Component of 6 or above	0	110	N/A	2.3%	4.1%	4.1%
% of case starts with a reported IOTN of 4	1	110	0.9%	74.1%	76.4%	77.7%
% of case starts with a reported IOTN of 5	109	110	99.1%	22.7%	17.7%	16.8 %
% of concluded courses in receipt of dual-arch fixed appliances	42	51	82.4%	61.3%	69.8%	73.8%
% of concluded courses where treatment was abandoned or discontinued	0	51	0.0%	6.5%	8.3%	7.0%
% of patients satisfied with the treatment they have received	1	1	100.0%	97.5%	96.6%	96.0%

* Figures in italics indicate that the base number is less than 100.

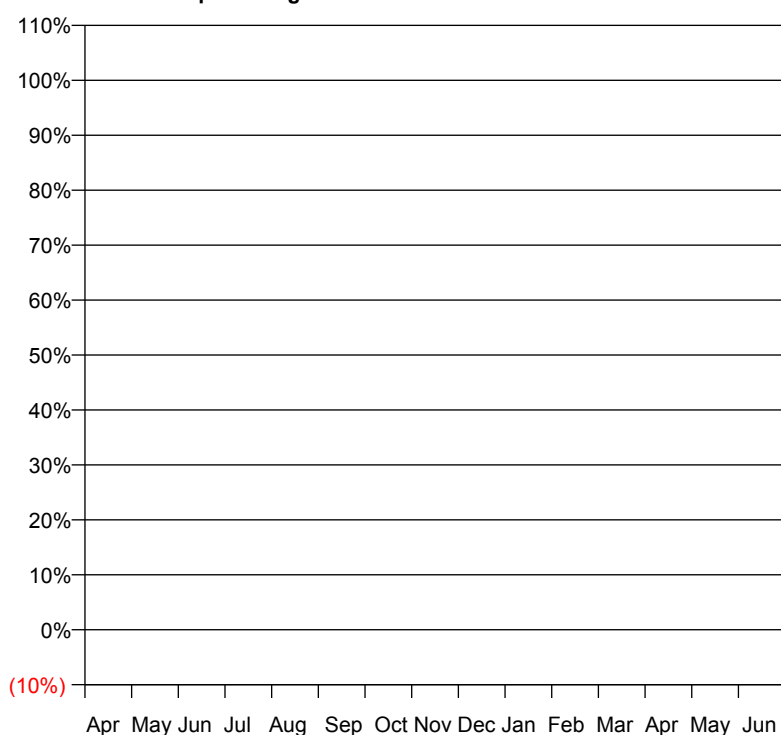
Q59 - Vital Signs Orthodontic At a Glance Contract Report for 130796/0004 - March 2018

Name or company name	JDRM Dental Care Ltd	17/18 Contracted general activity (UDA)	0
Contract type name	PDS Contract	Carry forward general activity (UDA)	0
Purpose of contract	General and Orthodontic	17/18 Contracted orthodontic activity (UOA)	0
Contract start date	01/01/2012	Carry forward orthodontic activity (UOA)	0
Contract end date	31/03/2019	Baseline contract value	£185,549.02

ACCESS	Contract	England and Wales
24 month ratio of assessments to patient IDs	1.03	1.04

ACTIVITY	Contract
Contract assess and fit appliances (case starts) as a percentage of Area Team case starts	2.1 %

Cumulative percentage of contracted UOA delivered 2017 & 2018



Month	Adjusted Scheduled Activity (UOA)		
	2016	2017	2018
April	0	0	0
May	181	216	266
June	270	413	375
July	568	564	443
August	656	765	701
September	830	982	886
October	1,037	1,120	1,086
November	1,312	1,277	1,263
December	1,562	1,521	1,542
January	1,636	1,715	1,802
February	1,764	1,935	1,899
March	2,140	2,094	2,052
April	2,315	2,292	
May	2,315	2,292	
June	2,315	2,292	

QUALITY (rolling 12 month period)

	Contract Quantity	Contract Base Number	Contract *	Area Team	Region	England
% of all assessments that were assess and fit appliances (case starts)	102	211	48.3%	60.9%	57.8%	60.1%
% of all assessments that were assess and refuse	91	211	43.1%	9.2%	11.2%	11.3%
% of all assessments that were assess and review	18	211	8.5%	29.9%	31.0%	28.6%
% of case starts with a reported IOTN of 3 and Aesthetic Component of 5 or below	0	102	N/A	0.0%	0.1%	0.1%
% of case starts with a reported IOTN of 3 and Aesthetic Component of 6 or above	0	102	N/A	2.3%	4.1%	4.1%
% of case starts with a reported IOTN of 4	25	102	24.5%	74.1%	76.4%	77.7%
% of case starts with a reported IOTN of 5	77	102	75.5%	22.7%	17.7%	16.8 %
% of concluded courses in receipt of dual-arch fixed appliances	84	102	82.4%	61.3%	69.8%	73.8%
% of concluded courses where treatment was abandoned or discontinued	17	102	16.7%	6.5%	8.3%	7.0%
% of patients satisfied with the treatment they have received	3	3	100.0%	97.5%	96.6%	96.0%

* Figures in italics indicate that the base number is less than 100.

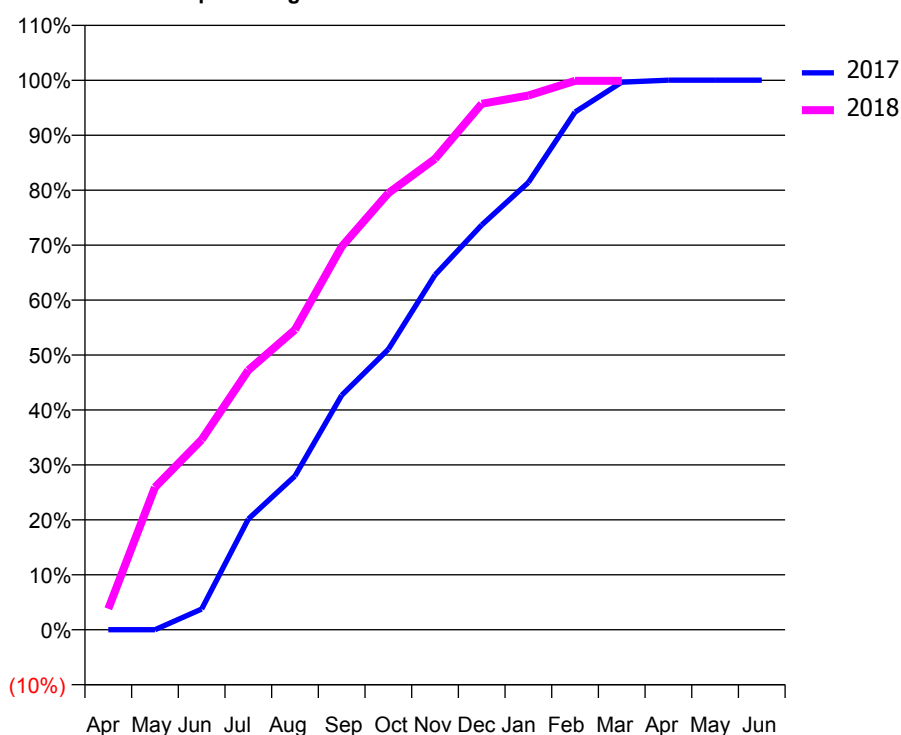
Q59 - Vital Signs Orthodontic At a Glance Contract Report for 134503/0001 - March 2018

Name or company name	Mr Haren and Mrs Sonal Patel	17/18 Contracted general activity (UDA)	0
Contract type name	PDS Contract	Carry forward general activity (UDA)	0
Purpose of contract	Orthodontic	17/18 Contracted orthodontic activity (UOA)	3,915
Contract start date	01/04/2008	Carry forward orthodontic activity (UOA)	0
Contract end date	31/03/2019	Baseline contract value	£242,220.45

ACCESS	Contract	England and Wales
24 month ratio of assessments to patient IDs	1.02	1.04

ACTIVITY	Contract
Contract assess and fit appliances (case starts) as a percentage of Area Team case starts	3.6 %

Cumulative percentage of contracted UOA delivered 2017 & 2018



Month	Adjusted Scheduled Activity (UOA)		
	2016	2017	2018
April	-296	0	150
May	-66	0	1,015
June	224	147	1,354
July	824	785	1,849
August	1,149	1,090	2,138
September	1,433	1,662	2,730
October	1,742	1,988	3,111
November	1,799	2,515	3,355
December	2,083	2,868	3,747
January	2,517	3,170	3,806
February	3,135	3,669	3,911
March	3,689	3,880	3,911
April	3,940	3,895	
May	3,940	3,895	
June	3,961	3,895	

QUALITY (rolling 12 month period)

	Contract Quantity	Contract Base Number	Contract *	Area Team	Region	England
% of all assessments that were assess and fit appliances (case starts)	176	423	41.6%	60.9%	57.8%	60.1%
% of all assessments that were assess and refuse	7	423	1.7%	9.2%	11.2%	11.3%
% of all assessments that were assess and review	240	423	56.7%	29.9%	31.0%	28.6%
% of case starts with a reported IOTN of 3 and Aesthetic Component of 5 or below	0	176	N/A	0.0%	0.1%	0.1%
% of case starts with a reported IOTN of 3 and Aesthetic Component of 6 or above	5	176	2.8%	2.3%	4.1%	4.1%
% of case starts with a reported IOTN of 4	138	176	78.4%	74.1%	76.4%	77.7%
% of case starts with a reported IOTN of 5	32	176	18.2%	22.7%	17.7%	16.8 %
% of concluded courses in receipt of dual-arch fixed appliances	74	89	83.1%	61.3%	69.8%	73.8%
% of concluded courses where treatment was abandoned or discontinued	15	89	16.9%	6.5%	8.3%	7.0%
% of patients satisfied with the treatment they have received	9	9	100.0%	97.5%	96.6%	96.0%

* Figures in italics indicate that the base number is less than 100.

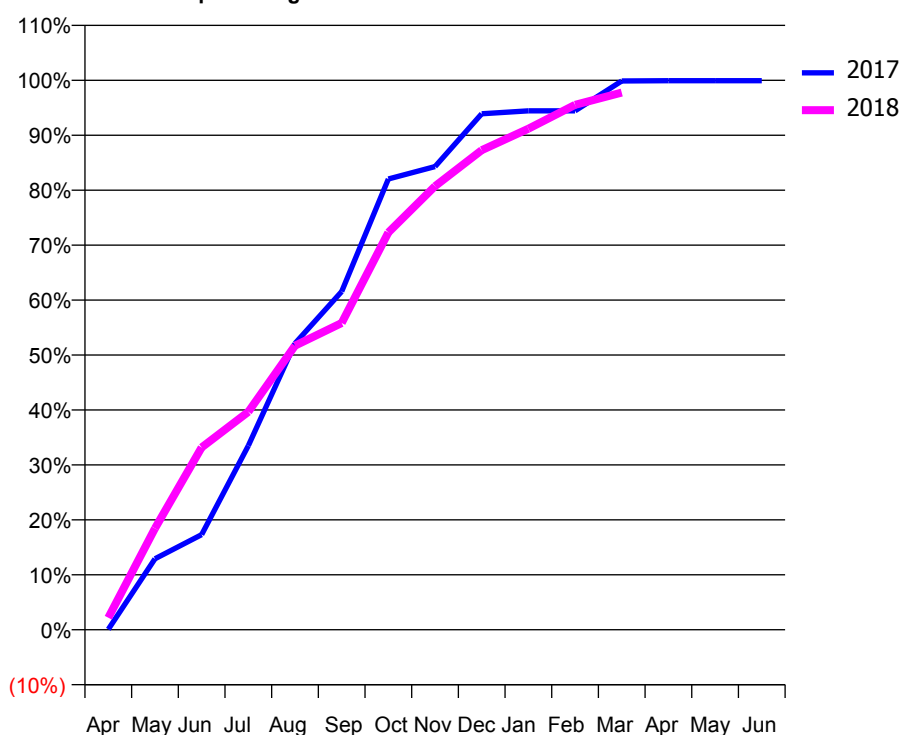
Q59 - Vital Signs Orthodontic At a Glance Contract Report for 134503/0002 - March 2018

Name or company name	Mr Haren and Mrs Sonal Patel	17/18 Contracted general activity (UDA)	0
Contract type name	PDS Contract	Carry forward general activity (UDA)	0
Purpose of contract	Orthodontic	17/18 Contracted orthodontic activity (UOA)	3,885
Contract start date	01/04/2008	Carry forward orthodontic activity (UOA)	3
Contract end date	31/03/2019	Baseline contract value	£220,511.04

ACCESS	Contract	England and Wales
24 month ratio of assessments to patient IDs	1.01	1.04

ACTIVITY	Contract
Contract assess and fit appliances (case starts) as a percentage of Area Team case starts	3.6 %

Cumulative percentage of contracted UOA delivered 2017 & 2018



Month	Adjusted Scheduled Activity (UOA)		
	2016	2017	2018
April	-445	3	85
May	-153	505	717
June	296	676	1,289
July	1,138	1,309	1,541
August	1,387	2,036	2,009
September	1,937	2,404	2,169
October	2,480	3,204	2,809
November	2,905	3,292	3,136
December	3,224	3,668	3,391
January	3,382	3,689	3,542
February	3,631	3,689	3,711
March	3,823	3,901	3,798
April	3,891	3,903	
May	3,891	3,903	
June	3,891	3,903	

QUALITY (rolling 12 month period)

	Contract Quantity	Contract Base Number	Contract *	Area Team	Region	England
% of all assessments that were assess and fit appliances (case starts)	175	303	57.8%	60.9%	57.8%	60.1%
% of all assessments that were assess and refuse	23	303	7.6%	9.2%	11.2%	11.3%
% of all assessments that were assess and review	105	303	34.7%	29.9%	31.0%	28.6%
% of case starts with a reported IOTN of 3 and Aesthetic Component of 5 or below	0	175	N/A	0.0%	0.1%	0.1%
% of case starts with a reported IOTN of 3 and Aesthetic Component of 6 or above	4	175	2.3%	2.3%	4.1%	4.1%
% of case starts with a reported IOTN of 4	144	175	82.3%	74.1%	76.4%	77.7%
% of case starts with a reported IOTN of 5	27	175	15.4%	22.7%	17.7%	16.8 %
% of concluded courses in receipt of dual-arch fixed appliances	95	407	23.3%	61.3%	69.8%	73.8%
% of concluded courses where treatment was abandoned or discontinued	12	407	2.9%	6.5%	8.3%	7.0%
% of patients satisfied with the treatment they have received	6	6	100.0%	97.5%	96.6%	96.0%

* Figures in italics indicate that the base number is less than 100.

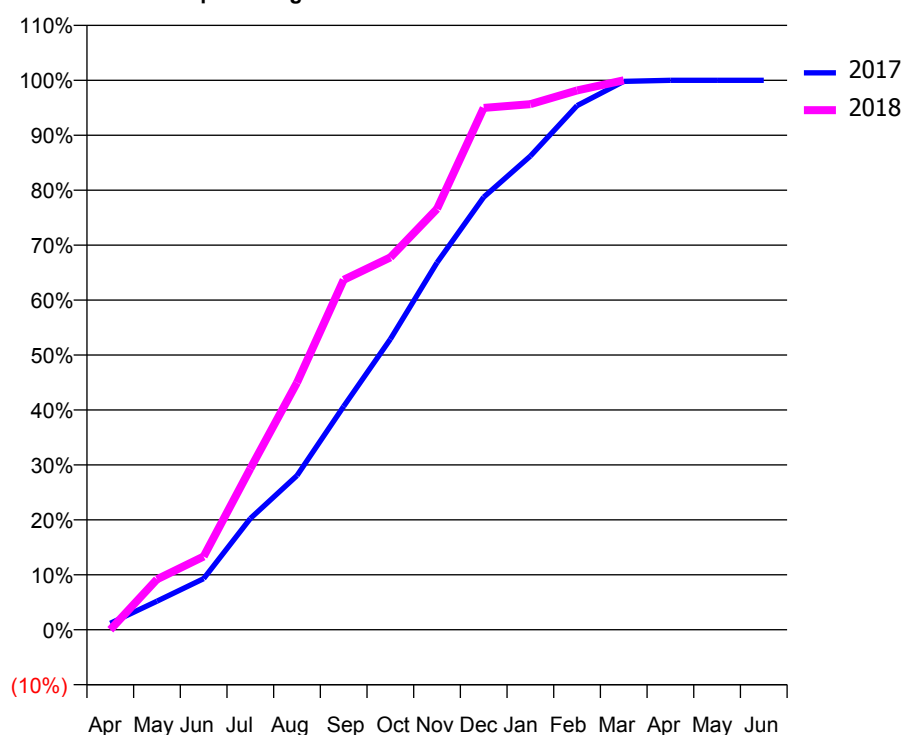
Q59 - Vital Signs Orthodontic At a Glance Contract Report for 136336/0001 - March 2018

Name or company name	Gosal Orthodontics Limited	17/18 Contracted general activity (UDA)	0
Contract type name	PDS Contract	Carry forward general activity (UDA)	0
Purpose of contract	Orthodontic	17/18 Contracted orthodontic activity (UOA)	6,173
Contract start date	01/02/2015	Carry forward orthodontic activity (UOA)	0
Contract end date	31/03/2019	Baseline contract value	£381,932.50

ACCESS	Contract	England and Wales
24 month ratio of assessments to patient IDs	1.00	1.04

ACTIVITY	Contract
Contract assess and fit appliances (case starts) as a percentage of Area Team case starts	6.0 %

Cumulative percentage of contracted UOA delivered 2017 & 2018



Month	Adjusted Scheduled Activity (UOA)		
	2016	2017	2018
April	-1,085	72	0
May	-693	321	567
June	-418	575	823
July	632	1,251	1,810
August	1,283	1,734	2,776
September	1,771	2,511	3,931
October	2,453	3,267	4,183
November	3,348	4,128	4,729
December	3,675	4,863	5,863
January	4,321	5,325	5,905
February	5,226	5,892	6,058
March	6,071	6,165	6,173
April	6,187	6,176	
May	6,187	6,176	
June	6,187	6,176	

QUALITY (rolling 12 month period)

	Contract Quantity	Contract Base Number	Contract *	Area Team	Region	England
% of all assessments that were assess and fit appliances (case starts)	295	318	92.8%	60.9%	57.8%	60.1%
% of all assessments that were assess and refuse	13	318	4.1%	9.2%	11.2%	11.3%
% of all assessments that were assess and review	10	318	3.1%	29.9%	31.0%	28.6%
% of case starts with a reported IOTN of 3 and Aesthetic Component of 5 or below	0	295	N/A	0.0%	0.1%	0.1%
% of case starts with a reported IOTN of 3 and Aesthetic Component of 6 or above	5	295	1.7%	2.3%	4.1%	4.1%
% of case starts with a reported IOTN of 4	231	295	78.3%	74.1%	76.4%	77.7%
% of case starts with a reported IOTN of 5	59	295	20.0%	22.7%	17.7%	16.8 %
% of concluded courses in receipt of dual-arch fixed appliances	261	275	94.9%	61.3%	69.8%	73.8%
% of concluded courses where treatment was abandoned or discontinued	6	275	2.2%	6.5%	8.3%	7.0%
% of patients satisfied with the treatment they have received	5	6	83.3%	97.5%	96.6%	96.0%

* Figures in italics indicate that the base number is less than 100.

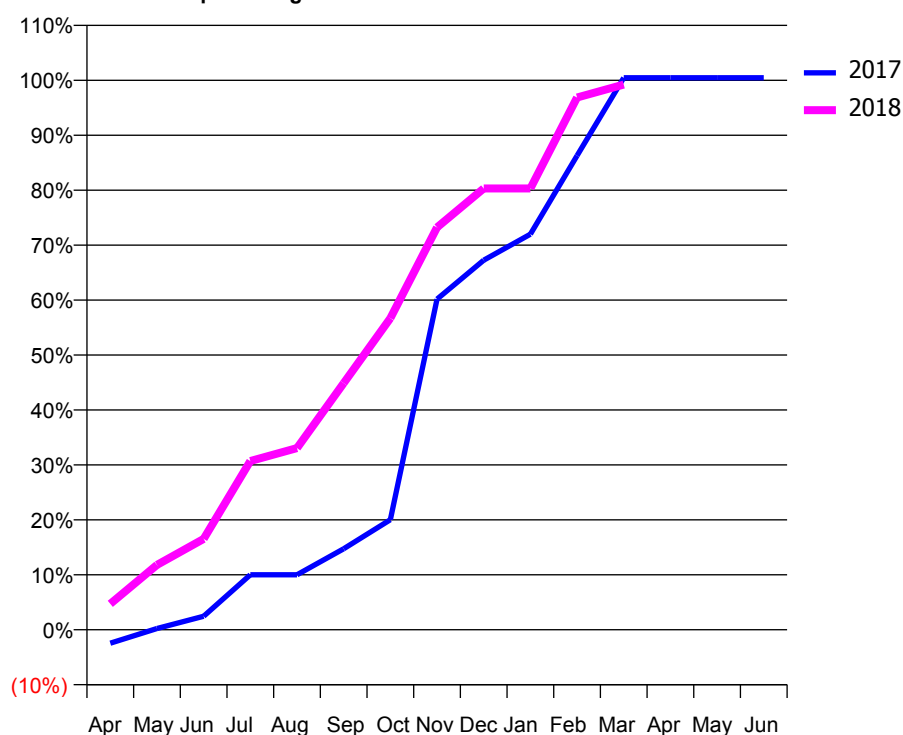
Q59 - Vital Signs Orthodontic At a Glance Contract Report for 137766/0001 - March 2018

Name or company name	Mr B Patel & Mr R Jansari	17/18 Contracted general activity (UDA)	41,661
Contract type name	GDS Contract	Carry forward general activity (UDA)	0
Purpose of contract	General and Orthodontic	17/18 Contracted orthodontic activity (UOA)	889
Contract start date	01/04/2010	Carry forward orthodontic activity (UOA)	0
Contract end date		Baseline contract value	£1,297,594.50

ACCESS	Contract	England and Wales
24 month ratio of assessments to patient IDs	1.00	1.04

ACTIVITY	Contract
Contract assess and fit appliances (case starts) as a percentage of Area Team case starts	0.9 %

Cumulative percentage of contracted UOA delivered 2017 & 2018



Month	Adjusted Scheduled Activity (UOA)		
	2016	2017	2018
April	-3	-22	42
May	50	2	105
June	75	22	147
July	265	89	273
August	267	89	294
September	352	131	399
October	374	178	504
November	522	535	651
December	670	598	714
January	670	640	714
February	737	767	861
March	823	893	882
April	865	893	
May	866	893	
June	866	893	

QUALITY (rolling 12 month period)

	Contract Quantity	Contract Base Number	Contract *	Area Team	Region	England
% of all assessments that were assess and fit appliances (case starts)	42	42	100.0%	60.9%	57.8%	60.1%
% of all assessments that were assess and refuse	0	42	0.0%	9.2%	11.2%	11.3%
% of all assessments that were assess and review	0	42	0.0%	29.9%	31.0%	28.6%
% of case starts with a reported IOTN of 3 and Aesthetic Component of 5 or below	0	42	N/A	0.0%	0.1%	0.1%
% of case starts with a reported IOTN of 3 and Aesthetic Component of 6 or above	0	42	N/A	2.3%	4.1%	4.1%
% of case starts with a reported IOTN of 4	42	42	100.0%	74.1%	76.4%	77.7%
% of case starts with a reported IOTN of 5	0	42	N/A	22.7%	17.7%	16.8 %
% of concluded courses in receipt of dual-arch fixed appliances	11	15	73.3%	61.3%	69.8%	73.8%
% of concluded courses where treatment was abandoned or discontinued	1	15	6.7%	6.5%	8.3%	7.0%
% of patients satisfied with the treatment they have received	0	0	N/A	97.5%	96.6%	96.0%

* Figures in italics indicate that the base number is less than 100.

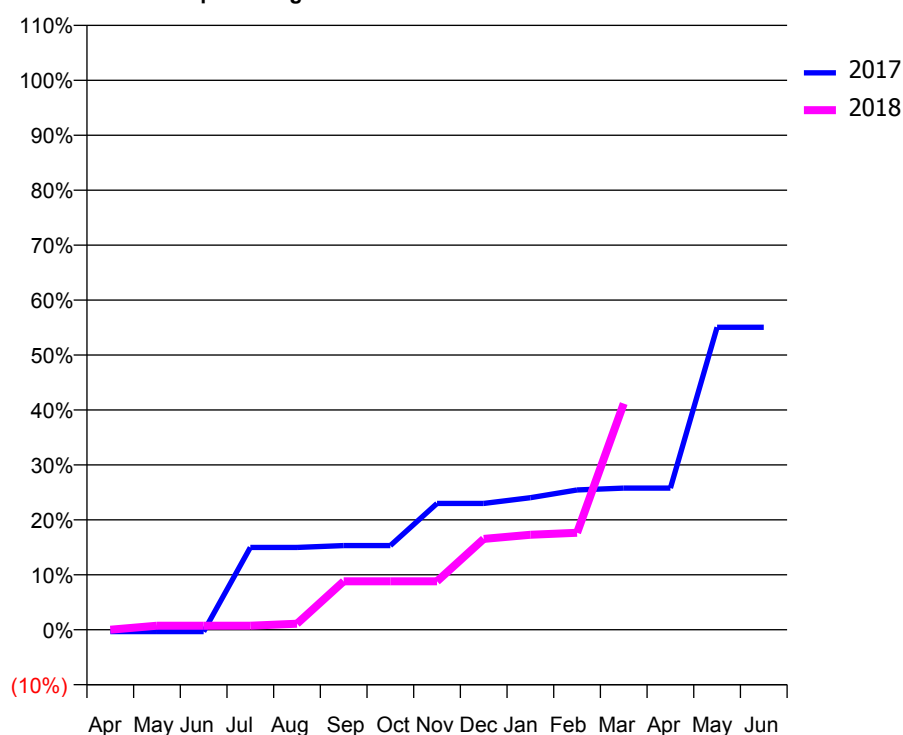
Q59 - Vital Signs Orthodontic At a Glance Contract Report for 139874/0001 - March 2018

Name or company name	C M Desai Limited	17/18 Contracted general activity (UDA)	8,313
Contract type name	GDS Contract	Carry forward general activity (UDA)	-102
Purpose of contract	Orthodontic	17/18 Contracted orthodontic activity (UOA)	272
Contract start date	01/03/2008	Carry forward orthodontic activity (UOA)	0
Contract end date		Baseline contract value	£240,169.39

ACCESS	Contract	England and Wales
24 month ratio of assessments to patient IDs	1.23	1.04

ACTIVITY	Contract
Contract assess and fit appliances (case starts) as a percentage of Area Team case starts	0.2 %

Cumulative percentage of contracted UOA delivered 2017 & 2018



Month	Adjusted Scheduled Activity (UOA)		
	2016	2017	2018
April	0	-1	0
May	0	-1	2
June	0	-1	2
July	23	43	2
August	45	43	3
September	68	44	24
October	69	44	24
November	91	66	24
December	92	66	45
January	92	69	47
February	94	73	48
March	124	74	112
April	229	74	
May	271	158	
June	271	158	

QUALITY (rolling 12 month period)

	Contract Quantity	Contract Base Number	Contract *	Area Team	Region	England
% of all assessments that were assess and fit appliances (case starts)	9	16	56.3%	60.9%	57.8%	60.1%
% of all assessments that were assess and refuse	0	16	0.0%	9.2%	11.2%	11.3%
% of all assessments that were assess and review	7	16	43.8%	29.9%	31.0%	28.6%
% of case starts with a reported IOTN of 3 and Aesthetic Component of 5 or below	0	9	N/A	0.0%	0.1%	0.1%
% of case starts with a reported IOTN of 3 and Aesthetic Component of 6 or above	0	9	N/A	2.3%	4.1%	4.1%
% of case starts with a reported IOTN of 4	8	9	88.9%	74.1%	76.4%	77.7%
% of case starts with a reported IOTN of 5	0	9	N/A	22.7%	17.7%	16.8 %
% of concluded courses in receipt of dual-arch fixed appliances	0	4	N/A	61.3%	69.8%	73.8%
% of concluded courses where treatment was abandoned or discontinued	4	4	100.0%	6.5%	8.3%	7.0%
% of patients satisfied with the treatment they have received	0	0	N/A	97.5%	96.6%	96.0%

* Figures in italics indicate that the base number is less than 100.

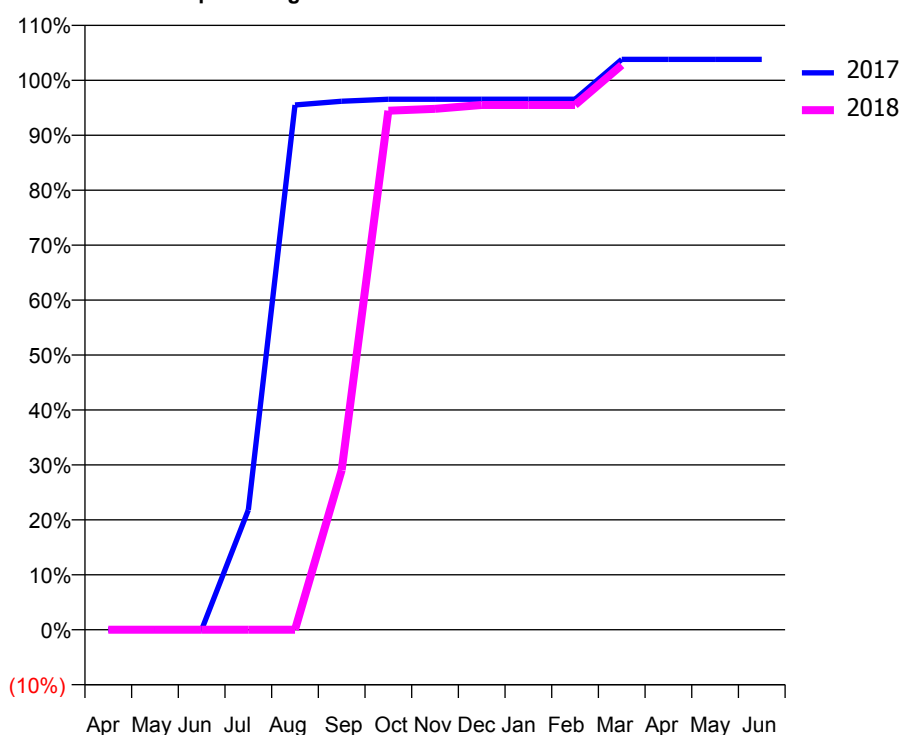
Q59 - Vital Signs Orthodontic At a Glance Contract Report for 143448/0001 - March 2018

Name or company name	Dr D J Duplessis & Ms Lieze Duplessis	17/18 Contracted general activity (UDA)	9,098
Contract type name	GDS Contract	Carry forward general activity (UDA)	-579
Purpose of contract	General and Orthodontic	17/18 Contracted orthodontic activity (UOA)	289
Contract start date	01/04/2011	Carry forward orthodontic activity (UOA)	0
Contract end date		Baseline contract value	£255,455.29

ACCESS	Contract	England and Wales
24 month ratio of assessments to patient IDs	1.00	1.04

ACTIVITY	Contract
Contract assess and fit appliances (case starts) as a percentage of Area Team case starts	0.3 %

Cumulative percentage of contracted UOA delivered 2017 & 2018



Month	Adjusted Scheduled Activity (UOA)		
	2016	2017	2018
April	0	0	0
May	0	0	0
June	0	0	0
July	339	63	0
August	360	276	0
September	360	278	84
October	360	279	273
November	360	279	274
December	360	279	276
January	360	279	276
February	360	279	276
March	360	300	297
April	360	300	
May	381	300	
June	381	300	

QUALITY (rolling 12 month period)

	Contract Quantity	Contract Base Number	Contract *	Area Team	Region	England
% of all assessments that were assess and fit appliances (case starts)	14	17	82.4%	60.9%	57.8%	60.1%
% of all assessments that were assess and refuse	0	17	0.0%	9.2%	11.2%	11.3%
% of all assessments that were assess and review	3	17	17.6%	29.9%	31.0%	28.6%
% of case starts with a reported IOTN of 3 and Aesthetic Component of 5 or below	0	14	N/A	0.0%	0.1%	0.1%
% of case starts with a reported IOTN of 3 and Aesthetic Component of 6 or above	0	14	N/A	2.3%	4.1%	4.1%
% of case starts with a reported IOTN of 4	14	14	100.0%	74.1%	76.4%	77.7%
% of case starts with a reported IOTN of 5	0	14	N/A	22.7%	17.7%	16.8 %
% of concluded courses in receipt of dual-arch fixed appliances	0	1	N/A	61.3%	69.8%	73.8%
% of concluded courses where treatment was abandoned or discontinued	0	1	0.0%	6.5%	8.3%	7.0%
% of patients satisfied with the treatment they have received	1	1	100.0%	97.5%	96.6%	96.0%

* Figures in italics indicate that the base number is less than 100.

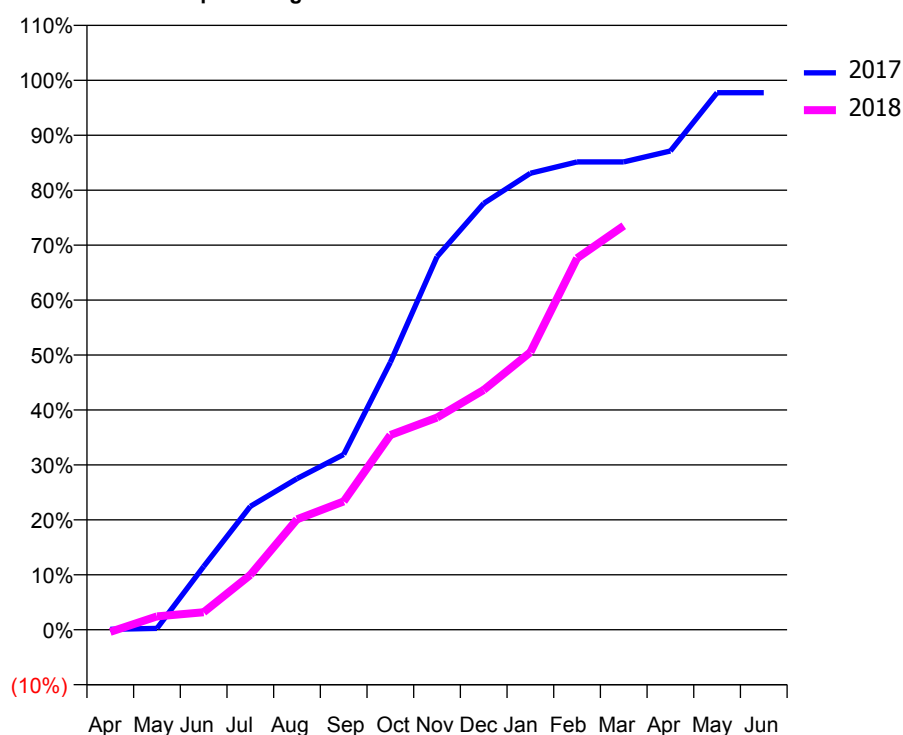
Q59 - Vital Signs Orthodontic At a Glance Contract Report for 151653/0001 - March 2018

Name or company name	The Forum Practice Ltd	17/18 Contracted general activity (UDA)	500
Contract type name	GDS Contract	Carry forward general activity (UDA)	0
Purpose of contract	General and Orthodontic	17/18 Contracted orthodontic activity (UOA)	1,473
Contract start date	01/10/2011	Carry forward orthodontic activity (UOA)	6
Contract end date		Baseline contract value	£106,674.11

ACCESS	Contract	England and Wales
24 month ratio of assessments to patient IDs	1.01	1.04

ACTIVITY	Contract
Contract assess and fit appliances (case starts) as a percentage of Area Team case starts	1.1 %

Cumulative percentage of contracted UOA delivered 2017 & 2018



Month	Adjusted Scheduled Activity (UOA)		
	2016	2017	2018
April	-111	1	-6
May	-23	3	36
June	4	139	47
July	35	271	147
August	67	332	296
September	116	385	344
October	271	587	522
November	271	819	569
December	442	936	643
January	575	1,002	744
February	649	1,027	996
March	672	1,027	1,083
April	761	1,051	
May	958	1,179	
June	1,170	1,179	

QUALITY (rolling 12 month period)	Contract Quantity	Contract Base Number	Contract *	Area Team	Region	England
% of all assessments that were assess and fit appliances (case starts)	54	149	36.2%	60.9%	57.8%	60.1%
% of all assessments that were assess and refuse	5	149	3.4%	9.2%	11.2%	11.3%
% of all assessments that were assess and review	90	149	60.4%	29.9%	31.0%	28.6%
% of case starts with a reported IOTN of 3 and Aesthetic Component of 5 or below	0	54	<i>N/A</i>	0.0%	0.1%	0.1%
% of case starts with a reported IOTN of 3 and Aesthetic Component of 6 or above	0	54	<i>N/A</i>	2.3%	4.1%	4.1%
% of case starts with a reported IOTN of 4	51	54	94.4%	74.1%	76.4%	77.7%
% of case starts with a reported IOTN of 5	3	54	5.6%	22.7%	17.7%	16.8 %
% of concluded courses in receipt of dual-arch fixed appliances	70	82	85.4%	61.3%	69.8%	73.8%
% of concluded courses where treatment was abandoned or discontinued	6	82	7.3%	6.5%	8.3%	7.0%
% of patients satisfied with the treatment they have received	3	3	100.0%	97.5%	96.6%	96.0%

* Figures in italics indicate that the base number is less than 100.

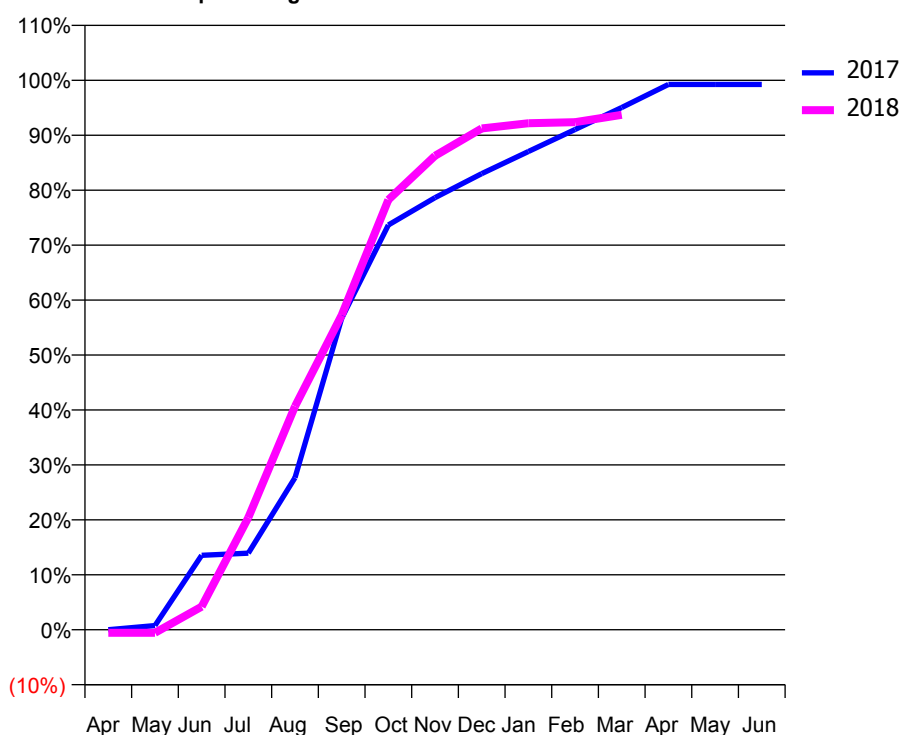
Q59 - Vital Signs Orthodontic At a Glance Contract Report for 153931/0001 - March 2018

Name or company name	Wong, Wallbuton, Eastwood, Ashraf & Butcher.	17/18 Contracted general activity (UDA)	31,000
Contract type name	GDS Contract	Carry forward general activity (UDA)	0
Purpose of contract	General and Orthodontic	17/18 Contracted orthodontic activity (UOA)	524
Contract start date	01/04/2006	Carry forward orthodontic activity (UOA)	4
Contract end date		Baseline contract value	£726,306.87

ACCESS	Contract	England and Wales
24 month ratio of assessments to patient IDs	1.00	1.04

ACTIVITY	Contract
Contract assess and fit appliances (case starts) as a percentage of Area Team case starts	0.5 %

Cumulative percentage of contracted UOA delivered 2017 & 2018



Month	Adjusted Scheduled Activity (UOA)		
	2016	2017	2018
April	-253	0	-3
May	-230	4	-3
June	-185	71	22
July	116	73	107
August	118	145	213
September	141	297	300
October	256	386	410
November	299	412	452
December	322	435	478
January	344	456	483
February	454	477	484
March	559	498	491
April	559	520	
May	559	520	
June	559	520	

QUALITY (rolling 12 month period)

	Contract Quantity	Contract Base Number	Contract *	Area Team	Region	England
% of all assessments that were assess and fit appliances (case starts)	24	54	44.4%	60.9%	57.8%	60.1%
% of all assessments that were assess and refuse	0	54	0.0%	9.2%	11.2%	11.3%
% of all assessments that were assess and review	30	54	55.6%	29.9%	31.0%	28.6%
% of case starts with a reported IOTN of 3 and Aesthetic Component of 5 or below	0	24	N/A	0.0%	0.1%	0.1%
% of case starts with a reported IOTN of 3 and Aesthetic Component of 6 or above	1	24	4.2%	2.3%	4.1%	4.1%
% of case starts with a reported IOTN of 4	19	24	79.2%	74.1%	76.4%	77.7%
% of case starts with a reported IOTN of 5	4	24	16.7%	22.7%	17.7%	16.8 %
% of concluded courses in receipt of dual-arch fixed appliances	1	27	3.7%	61.3%	69.8%	73.8%
% of concluded courses where treatment was abandoned or discontinued	1	27	3.7%	6.5%	8.3%	7.0%
% of patients satisfied with the treatment they have received	0	0	N/A	97.5%	96.6%	96.0%

* Figures in italics indicate that the base number is less than 100.

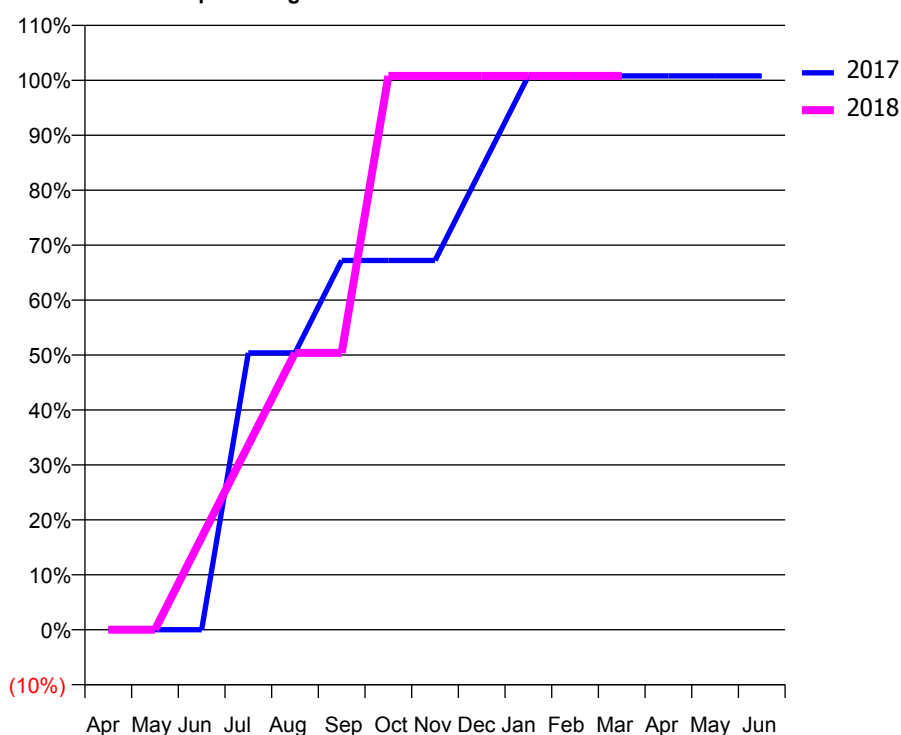
Q59 - Vital Signs Orthodontic At a Glance Contract Report for 157813/0001 - March 2018

Name or company name	H.S. Virdee (Home Farm) Ltd.	17/18 Contracted general activity (UDA)	8,251
Contract type name	GDS Contract	Carry forward general activity (UDA)	-147
Purpose of contract	General and Orthodontic	17/18 Contracted orthodontic activity (UOA)	125
Contract start date	01/09/2009	Carry forward orthodontic activity (UOA)	0
Contract end date		Baseline contract value	£218,625.16

ACCESS	Contract	England and Wales
24 month ratio of assessments to patient IDs	1.00	1.04

ACTIVITY	Contract
Contract assess and fit appliances (case starts) as a percentage of Area Team case starts	0.1 %

Cumulative percentage of contracted UOA delivered 2017 & 2018



Month	Adjusted Scheduled Activity (UOA)		
	2016	2017	2018
April	0	0	0
May	21	0	0
June	63	0	21
July	105	63	42
August	105	63	63
September	105	84	63
October	126	84	126
November	126	84	126
December	126	105	126
January	126	126	126
February	126	126	126
March	126	126	126
April	126	126	
May	126	126	
June	126	126	

QUALITY (rolling 12 month period)

	Contract Quantity	Contract Base Number	Contract *	Area Team	Region	England
% of all assessments that were assess and fit appliances (case starts)	6	6	100.0%	60.9%	57.8%	60.1%
% of all assessments that were assess and refuse	0	6	0.0%	9.2%	11.2%	11.3%
% of all assessments that were assess and review	0	6	0.0%	29.9%	31.0%	28.6%
% of case starts with a reported IOTN of 3 and Aesthetic Component of 5 or below	0	6	N/A	0.0%	0.1%	0.1%
% of case starts with a reported IOTN of 3 and Aesthetic Component of 6 or above	0	6	N/A	2.3%	4.1%	4.1%
% of case starts with a reported IOTN of 4	6	6	100.0%	74.1%	76.4%	77.7%
% of case starts with a reported IOTN of 5	0	6	N/A	22.7%	17.7%	16.8 %
% of concluded courses in receipt of dual-arch fixed appliances	3	3	100.0%	61.3%	69.8%	73.8%
% of concluded courses where treatment was abandoned or discontinued	0	3	0.0%	6.5%	8.3%	7.0%
% of patients satisfied with the treatment they have received	0	0	N/A	97.5%	96.6%	96.0%

* Figures in italics indicate that the base number is less than 100.

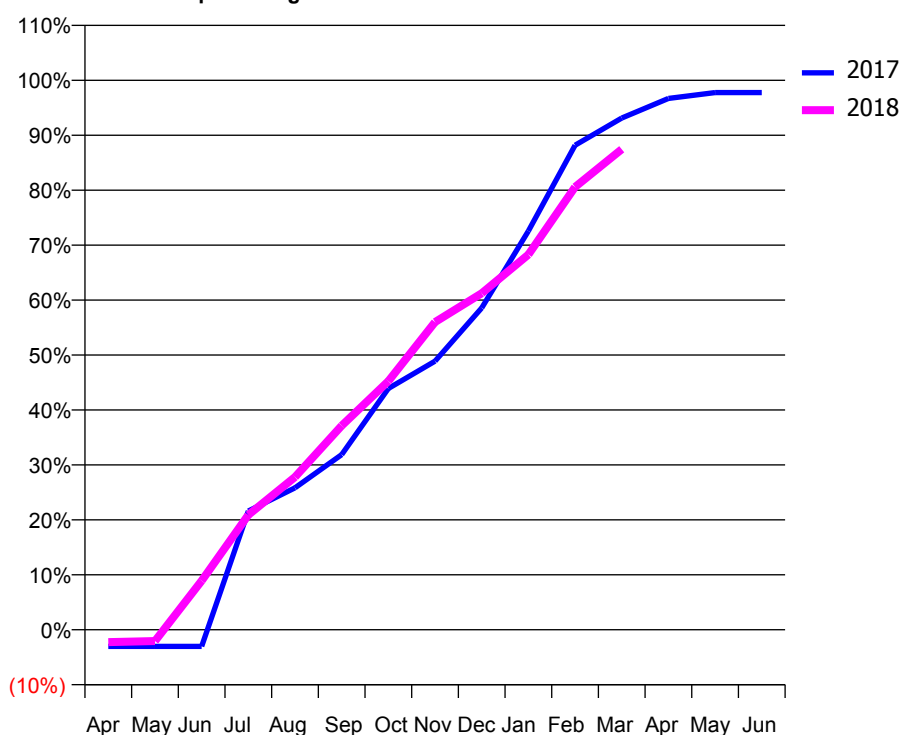
Q59 - Vital Signs Orthodontic At a Glance Contract Report for 163139/0001 - March 2018

Name or company name	C O (Leicester) Limited	17/18 Contracted general activity (UDA)	0
Contract type name	PDS Contract	Carry forward general activity (UDA)	0
Purpose of contract	Orthodontic	17/18 Contracted orthodontic activity (UOA)	13,827
Contract start date	01/09/2010	Carry forward orthodontic activity (UOA)	314
Contract end date	31/03/2019	Baseline contract value	£852,504.58

ACCESS	Contract	England and Wales
24 month ratio of assessments to patient IDs	1.00	1.04

ACTIVITY	Contract
Contract assess and fit appliances (case starts) as a percentage of Area Team case starts	12.6 %

Cumulative percentage of contracted UOA delivered 2017 & 2018



Month	Adjusted Scheduled Activity (UOA)		
	2016	2017	2018
April	0	-419	-313
May	0	-419	-288
June	780	-419	1,233
July	2,340	2,971	2,892
August	3,668	3,552	3,844
September	4,814	4,382	5,134
October	6,929	6,036	6,255
November	7,717	6,720	7,744
December	9,146	8,051	8,466
January	9,463	9,974	9,441
February	11,617	12,121	11,140
March	13,327	12,800	12,092
April	13,327	13,292	
May	13,327	13,439	
June	13,327	13,439	

QUALITY (rolling 12 month period)

	Contract Quantity	Contract Base Number	Contract *	Area Team	Region	England
% of all assessments that were assess and fit appliances (case starts)	616	708	87.0%	60.9%	57.8%	60.1%
% of all assessments that were assess and refuse	0	708	0.0%	9.2%	11.2%	11.3%
% of all assessments that were assess and review	92	708	13.0%	29.9%	31.0%	28.6%
% of case starts with a reported IOTN of 3 and Aesthetic Component of 5 or below	1	616	0.2%	0.0%	0.1%	0.1%
% of case starts with a reported IOTN of 3 and Aesthetic Component of 6 or above	19	616	3.1%	2.3%	4.1%	4.1%
% of case starts with a reported IOTN of 4	495	616	80.4%	74.1%	76.4%	77.7%
% of case starts with a reported IOTN of 5	101	616	16.4%	22.7%	17.7%	16.8 %
% of concluded courses in receipt of dual-arch fixed appliances	483	497	97.2%	61.3%	69.8%	73.8%
% of concluded courses where treatment was abandoned or discontinued	1	497	0.2%	6.5%	8.3%	7.0%
% of patients satisfied with the treatment they have received	17	18	94.4%	97.5%	96.6%	96.0%

* Figures in italics indicate that the base number is less than 100.

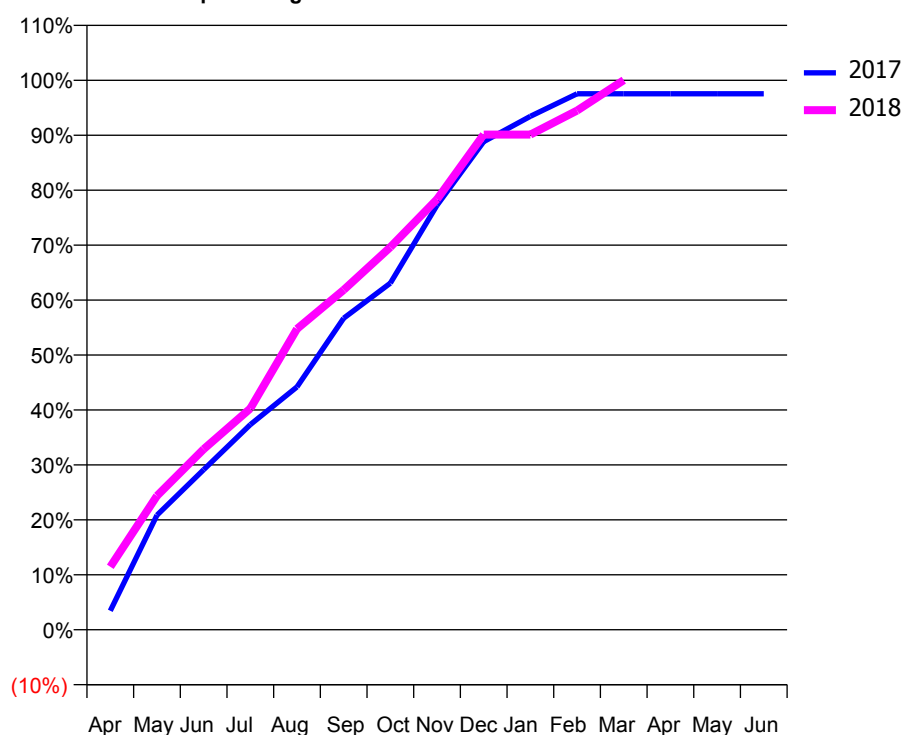
Q59 - Vital Signs Orthodontic At a Glance Contract Report for 166189/0001 - March 2018

Name or company name	Mr R Kidy & Ms P Sarna	17/18 Contracted general activity (UDA)	7,050
Contract type name	GDS Contract	Carry forward general activity (UDA)	0
Purpose of contract	General and Orthodontic	17/18 Contracted orthodontic activity (UOA)	4,137
Contract start date	01/04/2011	Carry forward orthodontic activity (UOA)	104
Contract end date		Baseline contract value	£439,017.19

ACCESS	Contract	England and Wales
24 month ratio of assessments to patient IDs	1.02	1.04

ACTIVITY	Contract
Contract assess and fit appliances (case starts) as a percentage of Area Team case starts	3.9 %

Cumulative percentage of contracted UOA delivered 2017 & 2018



Month	Adjusted Scheduled Activity (UOA)		
	2016	2017	2018
April	0	147	474
May	322	885	1,008
June	365	1,236	1,360
July	579	1,583	1,666
August	579	1,875	2,265
September	1,169	2,405	2,559
October	1,569	2,675	2,881
November	2,159	3,276	3,241
December	2,776	3,767	3,728
January	2,969	3,963	3,728
February	3,707	4,137	3,909
March	4,130	4,137	4,138
April	4,332	4,137	
May	4,332	4,137	
June	4,333	4,137	

QUALITY (rolling 12 month period)

	Contract Quantity	Contract Base Number	Contract *	Area Team	Region	England
% of all assessments that were assess and fit appliances (case starts)	190	480	39.6%	60.9%	57.8%	60.1%
% of all assessments that were assess and refuse	103	480	21.5%	9.2%	11.2%	11.3%
% of all assessments that were assess and review	187	480	39.0%	29.9%	31.0%	28.6%
% of case starts with a reported IOTN of 3 and Aesthetic Component of 5 or below	0	190	N/A	0.0%	0.1%	0.1%
% of case starts with a reported IOTN of 3 and Aesthetic Component of 6 or above	0	190	N/A	2.3%	4.1%	4.1%
% of case starts with a reported IOTN of 4	183	190	96.3%	74.1%	76.4%	77.7%
% of case starts with a reported IOTN of 5	7	190	3.7%	22.7%	17.7%	16.8 %
% of concluded courses in receipt of dual-arch fixed appliances	126	141	89.4%	61.3%	69.8%	73.8%
% of concluded courses where treatment was abandoned or discontinued	12	141	8.5%	6.5%	8.3%	7.0%
% of patients satisfied with the treatment they have received	6	6	100.0%	97.5%	96.6%	96.0%

* Figures in italics indicate that the base number is less than 100.

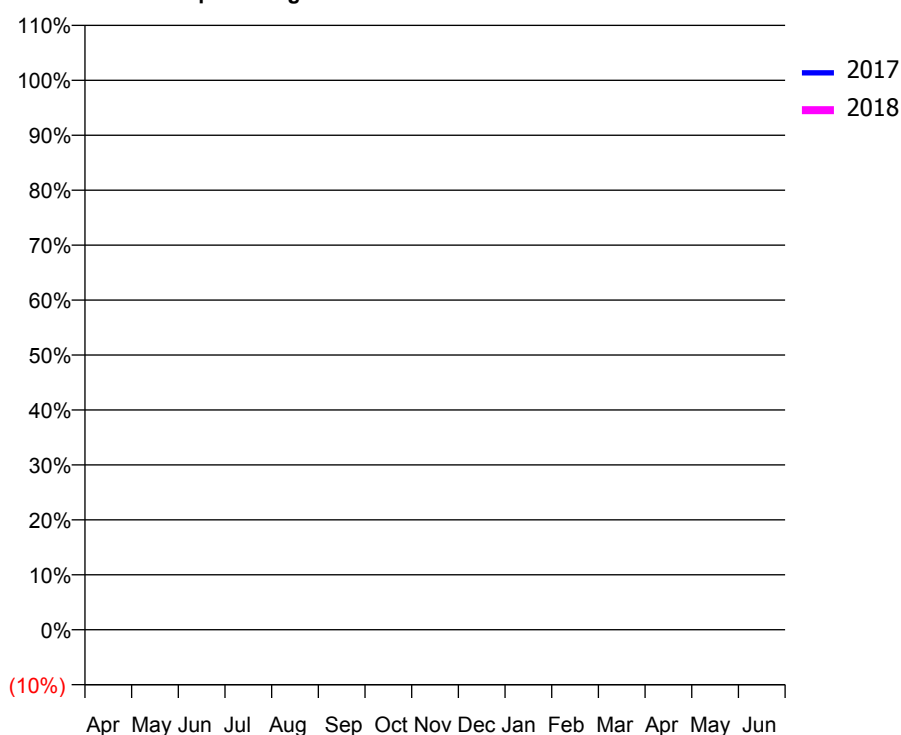
Q59 - Vital Signs Orthodontic At a Glance Contract Report for 166316/0002 - March 2018

Name or company name	Mr K Bergens & Ms K Plumb	17/18 Contracted general activity (UDA)	0
Contract type name	PDS Contract	Carry forward general activity (UDA)	0
Purpose of contract	General	17/18 Contracted orthodontic activity (UOA)	0
Contract start date	01/04/2006	Carry forward orthodontic activity (UOA)	0
Contract end date	31/03/2019	Baseline contract value	£1.02

ACCESS	Contract	England and Wales
24 month ratio of assessments to patient IDs	1.00	1.04

ACTIVITY	Contract
Contract assess and fit appliances (case starts) as a percentage of Area Team case starts	1.6 %

Cumulative percentage of contracted UOA delivered 2017 & 2018



Month	Adjusted Scheduled Activity (UOA)		
	2016	2017	2018
April	0	0	0
May	0	90	119
June	0	219	190
July	0	419	366
August	0	473	601
September	0	518	749
October	478	518	923
November	638	775	1,009
December	688	824	1,178
January	991	852	1,199
February	1,123	1,072	1,412
March	1,351	1,243	1,412
April	1,508	1,527	
May	1,508	1,527	
June	1,508	1,527	

QUALITY (rolling 12 month period)

	Contract Quantity	Contract Base Number	Contract *	Area Team	Region	England
% of all assessments that were assess and fit appliances (case starts)	79	135	58.5%	60.9%	57.8%	60.1%
% of all assessments that were assess and refuse	18	135	13.3%	9.2%	11.2%	11.3%
% of all assessments that were assess and review	38	135	28.1%	29.9%	31.0%	28.6%
% of case starts with a reported IOTN of 3 and Aesthetic Component of 5 or below	0	79	<i>N/A</i>	0.0%	0.1%	0.1%
% of case starts with a reported IOTN of 3 and Aesthetic Component of 6 or above	0	79	<i>N/A</i>	2.3%	4.1%	4.1%
% of case starts with a reported IOTN of 4	68	79	86.1%	74.1%	76.4%	77.7%
% of case starts with a reported IOTN of 5	9	79	11.4%	22.7%	17.7%	16.8 %
% of concluded courses in receipt of dual-arch fixed appliances	1	1	100.0%	61.3%	69.8%	73.8%
% of concluded courses where treatment was abandoned or discontinued	0	1	0.0%	6.5%	8.3%	7.0%
% of patients satisfied with the treatment they have received	4	4	100.0%	97.5%	96.6%	96.0%

* Figures in italics indicate that the base number is less than 100.

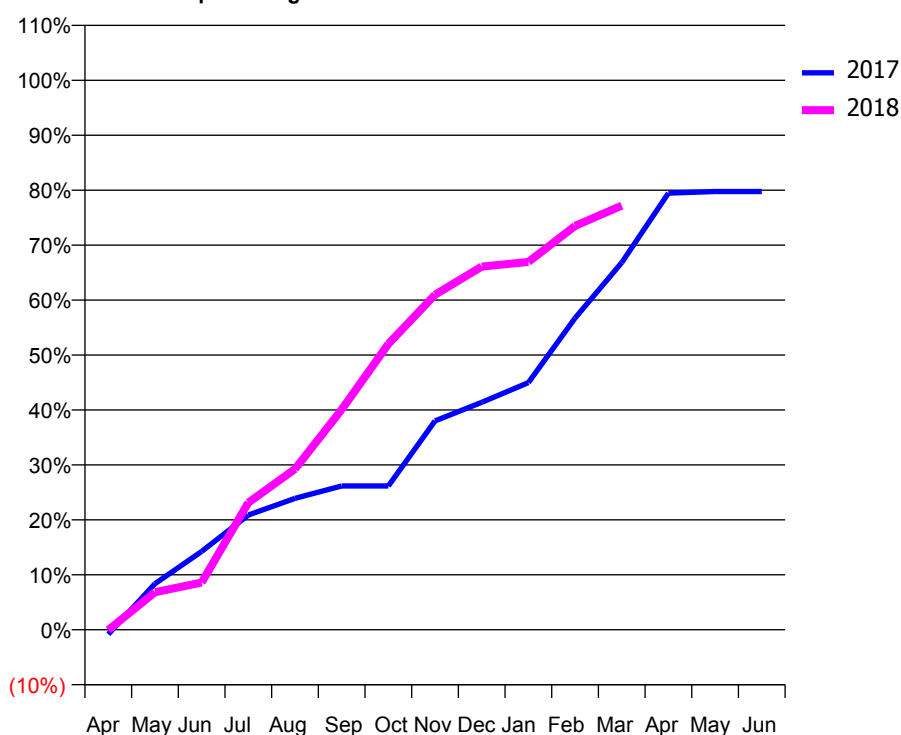
Q59 - Vital Signs Orthodontic At a Glance Contract Report for 166316/0003 - March 2018

Name or company name	Mr K Bergens & Ms K Plumb	17/18 Contracted general activity (UDA)	0
Contract type name	PDS Contract	Carry forward general activity (UDA)	0
Purpose of contract	General and Orthodontic	17/18 Contracted orthodontic activity (UOA)	7,431
Contract start date	01/04/2006	Carry forward orthodontic activity (UOA)	5
Contract end date	31/03/2019	Baseline contract value	£487,357.31

ACCESS	Contract	England and Wales
24 month ratio of assessments to patient IDs	1.00	1.04

ACTIVITY	Contract
Contract assess and fit appliances (case starts) as a percentage of Area Team case starts	6.4 %

Cumulative percentage of contracted UOA delivered 2017 & 2018



Month	Adjusted Scheduled Activity (UOA)		
	2016	2017	2018
April	-1,413	-62	-5
May	-821	618	507
June	-70	1,053	640
July	1,240	1,541	1,720
August	1,298	1,766	2,173
September	1,298	1,932	2,978
October	2,194	1,932	3,865
November	2,912	2,805	4,530
December	3,120	3,054	4,912
January	4,000	3,319	4,975
February	4,586	4,187	5,461
March	5,257	4,932	5,736
April	5,742	5,865	
May	5,742	5,886	
June	5,742	5,886	

QUALITY (rolling 12 month period)

	Contract Quantity	Contract Base Number	Contract *	Area Team	Region	England
% of all assessments that were assess and fit appliances (case starts)	312	453	68.9%	60.9%	57.8%	60.1%
% of all assessments that were assess and refuse	40	453	8.8%	9.2%	11.2%	11.3%
% of all assessments that were assess and review	101	453	22.3%	29.9%	31.0%	28.6%
% of case starts with a reported IOTN of 3 and Aesthetic Component of 5 or below	0	312	N/A	0.0%	0.1%	0.1%
% of case starts with a reported IOTN of 3 and Aesthetic Component of 6 or above	0	312	N/A	2.3%	4.1%	4.1%
% of case starts with a reported IOTN of 4	266	312	85.3%	74.1%	76.4%	77.7%
% of case starts with a reported IOTN of 5	38	312	12.2%	22.7%	17.7%	16.8 %
% of concluded courses in receipt of dual-arch fixed appliances	322	367	87.7%	61.3%	69.8%	73.8%
% of concluded courses where treatment was abandoned or discontinued	44	367	12.0%	6.5%	8.3%	7.0%
% of patients satisfied with the treatment they have received	14	14	100.0%	97.5%	96.6%	96.0%

* Figures in italics indicate that the base number is less than 100.

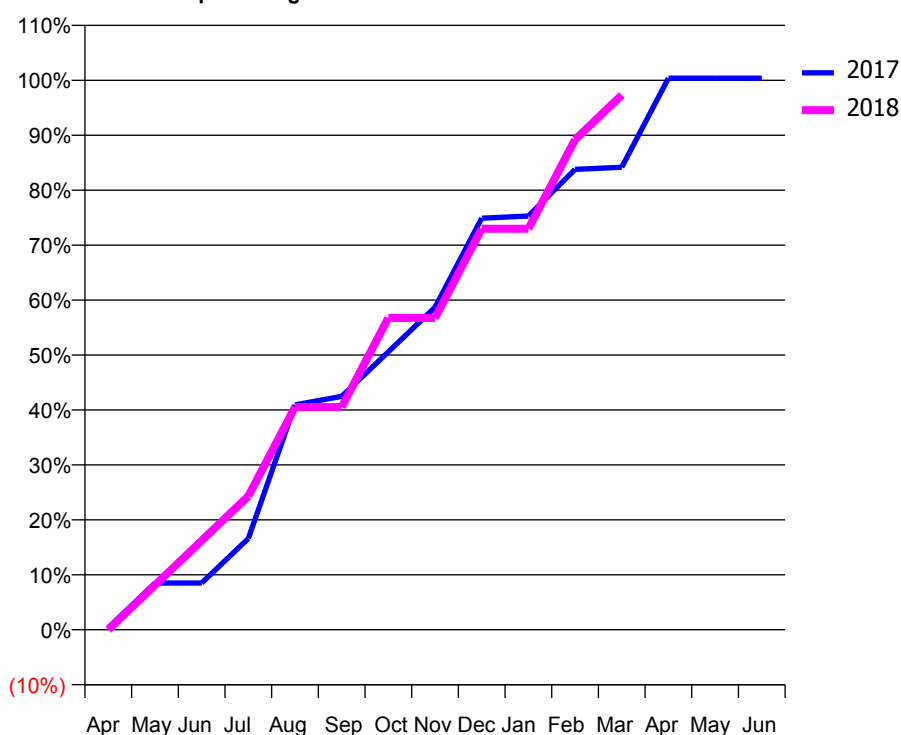
Q59 - Vital Signs Orthodontic At a Glance Contract Report for 171751/0001 - March 2018

Name or company name	E Gayton & K Gayton	17/18 Contracted general activity (UDA)	4,850
Contract type name	GDS Contract	Carry forward general activity (UDA)	0
Purpose of contract	General and Orthodontic	17/18 Contracted orthodontic activity (UOA)	259
Contract start date	01/11/2013	Carry forward orthodontic activity (UOA)	0
Contract end date		Baseline contract value	£133,250.68

ACCESS	Contract	England and Wales
24 month ratio of assessments to patient IDs	1.00	1.04

ACTIVITY	Contract
Contract assess and fit appliances (case starts) as a percentage of Area Team case starts	0.3 %

Cumulative percentage of contracted UOA delivered 2017 & 2018



Month	Adjusted Scheduled Activity (UOA)		
	2016	2017	2018
April	0	1	0
May	43	22	21
June	43	22	42
July	64	43	63
August	64	106	105
September	106	110	105
October	106	131	147
November	169	152	147
December	175	194	189
January	175	195	189
February	259	217	231
March	259	218	252
April	259	260	
May	259	260	
June	259	260	

QUALITY (rolling 12 month period)

	Contract Quantity	Contract Base Number	Contract *	Area Team	Region	England
% of all assessments that were assess and fit appliances (case starts)	14	14	100.0%	60.9%	57.8%	60.1%
% of all assessments that were assess and refuse	0	14	0.0%	9.2%	11.2%	11.3%
% of all assessments that were assess and review	0	14	0.0%	29.9%	31.0%	28.6%
% of case starts with a reported IOTN of 3 and Aesthetic Component of 5 or below	0	14	N/A	0.0%	0.1%	0.1%
% of case starts with a reported IOTN of 3 and Aesthetic Component of 6 or above	0	14	N/A	2.3%	4.1%	4.1%
% of case starts with a reported IOTN of 4	11	14	78.6%	74.1%	76.4%	77.7%
% of case starts with a reported IOTN of 5	3	14	21.4%	22.7%	17.7%	16.8 %
% of concluded courses in receipt of dual-arch fixed appliances	5	10	50.0%	61.3%	69.8%	73.8%
% of concluded courses where treatment was abandoned or discontinued	2	10	20.0%	6.5%	8.3%	7.0%
% of patients satisfied with the treatment they have received	1	1	100.0%	97.5%	96.6%	96.0%

* Figures in italics indicate that the base number is less than 100.

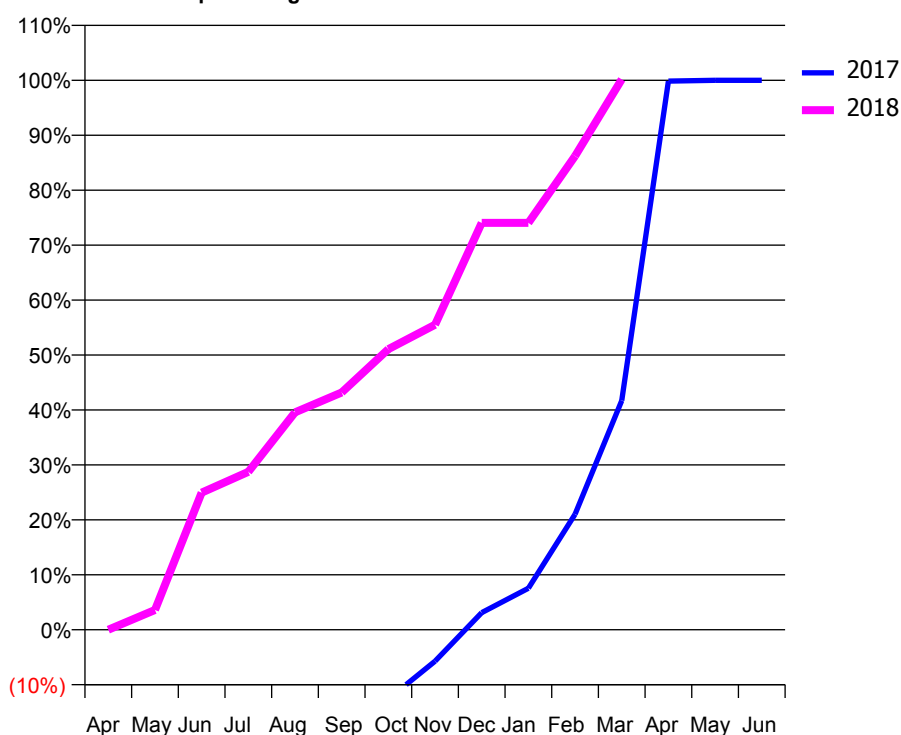
Q59 - Vital Signs Orthodontic At a Glance Contract Report for 176591/0001 - March 2018

Name or company name	James Cooil and Associates Limited	17/18 Contracted general activity (UDA)	5,056
Contract type name	GDS Contract	Carry forward general activity (UDA)	-141
Purpose of contract	General and Orthodontic	17/18 Contracted orthodontic activity (UOA)	609
Contract start date	01/05/2010	Carry forward orthodontic activity (UOA)	0
Contract end date		Baseline contract value	£159,561.97

ACCESS	Contract	England and Wales
24 month ratio of assessments to patient IDs	1.02	1.04

ACTIVITY	Contract
Contract assess and fit appliances (case starts) as a percentage of Area Team case starts	0.9 %

Cumulative percentage of contracted UOA delivered 2017 & 2018



Month	Adjusted Scheduled Activity (UOA)		
	2016	2017	2018
April	0	-99	0
May	107	-77	22
June	170	-77	152
July	194	-77	175
August	197	-77	241
September	221	-77	263
October	267	-77	311
November	333	-35	338
December	401	19	451
January	465	46	451
February	465	128	525
March	488	254	610
April	489	608	
May	510	609	
June	510	609	

QUALITY (rolling 12 month period)

	Contract Quantity	Contract Base Number	Contract *	Area Team	Region	England
% of all assessments that were assess and fit appliances (case starts)	45	85	52.9%	60.9%	57.8%	60.1%
% of all assessments that were assess and refuse	17	85	20.0%	9.2%	11.2%	11.3%
% of all assessments that were assess and review	23	85	27.1%	29.9%	31.0%	28.6%
% of case starts with a reported IOTN of 3 and Aesthetic Component of 5 or below	0	45	N/A	0.0%	0.1%	0.1%
% of case starts with a reported IOTN of 3 and Aesthetic Component of 6 or above	0	45	N/A	2.3%	4.1%	4.1%
% of case starts with a reported IOTN of 4	40	45	88.9%	74.1%	76.4%	77.7%
% of case starts with a reported IOTN of 5	5	45	11.1%	22.7%	17.7%	16.8 %
% of concluded courses in receipt of dual-arch fixed appliances	0	0	N/A	61.3%	69.8%	73.8%
% of concluded courses where treatment was abandoned or discontinued	0	0	N/A	6.5%	8.3%	7.0%
% of patients satisfied with the treatment they have received	2	2	100.0%	97.5%	96.6%	96.0%

* Figures in italics indicate that the base number is less than 100.

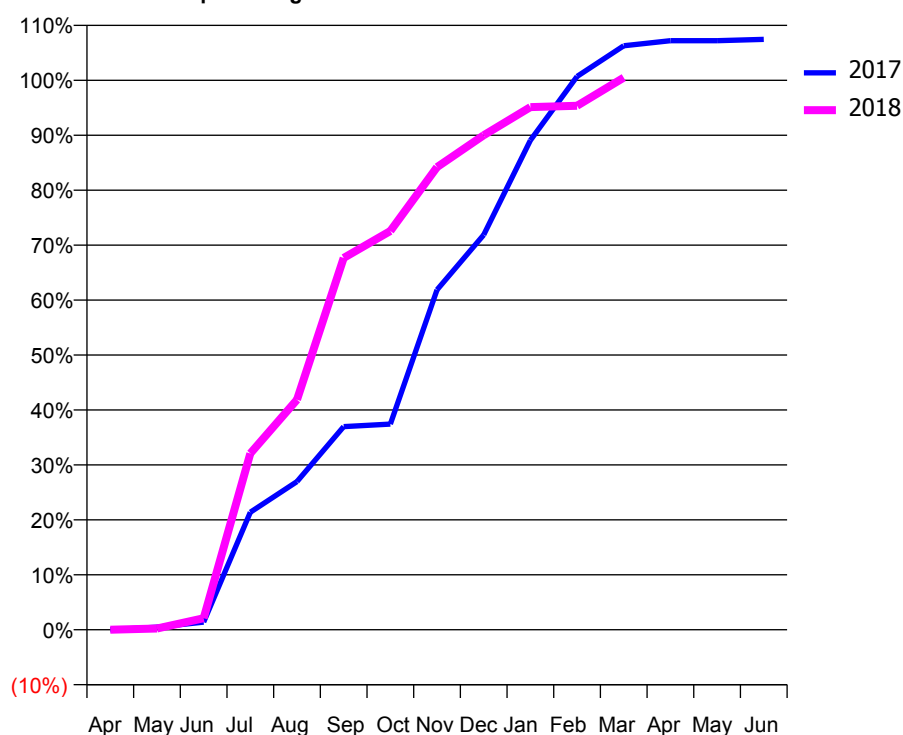
Q59 - Vital Signs Orthodontic At a Glance Contract Report for 178055/0001 - March 2018

Name or company name	Sloss, Sloss & Bentley	17/18 Contracted general activity (UDA)	11,800
Contract type name	GDS Contract	Carry forward general activity (UDA)	200
Purpose of contract	General and Orthodontic	17/18 Contracted orthodontic activity (UOA)	430
Contract start date	01/04/2006	Carry forward orthodontic activity (UOA)	0
Contract end date		Baseline contract value	£291,928.91

ACCESS	Contract	England and Wales
24 month ratio of assessments to patient IDs	1.02	1.04

ACTIVITY	Contract
Contract assess and fit appliances (case starts) as a percentage of Area Team case starts	0.4 %

Cumulative percentage of contracted UOA delivered 2017 & 2018



Month	Adjusted Scheduled Activity (UOA)		
	2016	2017	2018
April	-401	0	0
May	-334	2	1
June	-287	6	9
July	52	92	138
August	75	116	180
September	121	159	291
October	167	161	312
November	167	266	362
December	276	309	387
January	276	383	409
February	406	433	410
March	427	457	432
April	469	461	
May	490	461	
June	490	462	

QUALITY (rolling 12 month period)	Contract Quantity	Contract Base Number	Contract *	Area Team	Region	England
% of all assessments that were assess and fit appliances (case starts)	20	57	35.1%	60.9%	57.8%	60.1%
% of all assessments that were assess and refuse	11	57	19.3%	9.2%	11.2%	11.3%
% of all assessments that were assess and review	26	57	45.6%	29.9%	31.0%	28.6%
% of case starts with a reported IOTN of 3 and Aesthetic Component of 5 or below	0	20	N/A	0.0%	0.1%	0.1%
% of case starts with a reported IOTN of 3 and Aesthetic Component of 6 or above	2	20	10.0%	2.3%	4.1%	4.1%
% of case starts with a reported IOTN of 4	15	20	75.0%	74.1%	76.4%	77.7%
% of case starts with a reported IOTN of 5	3	20	15.0%	22.7%	17.7%	16.8 %
% of concluded courses in receipt of dual-arch fixed appliances	0	2	N/A	61.3%	69.8%	73.8%
% of concluded courses where treatment was abandoned or discontinued	0	2	0.0%	6.5%	8.3%	7.0%
% of patients satisfied with the treatment they have received	0	0	N/A	97.5%	96.6%	96.0%

* Figures in italics indicate that the base number is less than 100.

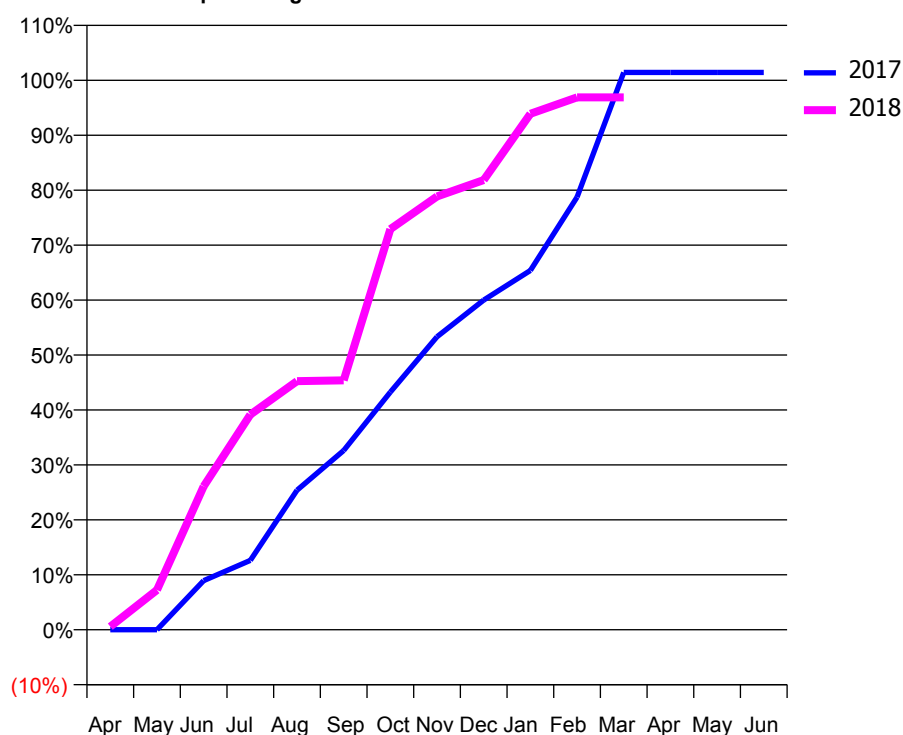
Q59 - Vital Signs Orthodontic At a Glance Contract Report for 187208/0001 - March 2018

Name or company name	Mr N Maxey & Mr W Welch	17/18 Contracted general activity (UDA)	63,070
Contract type name	GDS Contract	Carry forward general activity (UDA)	148
Purpose of contract	General and Orthodontic	17/18 Contracted orthodontic activity (UOA)	705
Contract start date	01/04/2006	Carry forward orthodontic activity (UOA)	0
Contract end date		Baseline contract value	£1,549,149.27

ACCESS	Contract	England and Wales
24 month ratio of assessments to patient IDs	1.05	1.04

ACTIVITY	Contract
Contract assess and fit appliances (case starts) as a percentage of Area Team case starts	0.6 %

Cumulative percentage of contracted UOA delivered 2017 & 2018



Month	Adjusted Scheduled Activity (UOA)		
	2016	2017	2018
April	-7	0	4
May	14	0	51
June	56	63	184
July	142	89	276
August	186	179	319
September	228	230	320
October	334	305	514
November	334	376	556
December	427	423	577
January	448	461	662
February	512	555	683
March	556	715	683
April	707	715	
May	707	715	
June	728	715	

QUALITY (rolling 12 month period)	Contract Quantity	Contract Base Number	Contract *	Area Team	Region	England
% of all assessments that were assess and fit appliances (case starts)	31	63	49.2%	60.9%	57.8%	60.1%
% of all assessments that were assess and refuse	8	63	12.7%	9.2%	11.2%	11.3%
% of all assessments that were assess and review	24	63	38.1%	29.9%	31.0%	28.6%
% of case starts with a reported IOTN of 3 and Aesthetic Component of 5 or below	0	31	N/A	0.0%	0.1%	0.1%
% of case starts with a reported IOTN of 3 and Aesthetic Component of 6 or above	0	31	N/A	2.3%	4.1%	4.1%
% of case starts with a reported IOTN of 4	27	31	87.1%	74.1%	76.4%	77.7%
% of case starts with a reported IOTN of 5	4	31	12.9%	22.7%	17.7%	16.8 %
% of concluded courses in receipt of dual-arch fixed appliances	21	25	84.0%	61.3%	69.8%	73.8%
% of concluded courses where treatment was abandoned or discontinued	3	25	12.0%	6.5%	8.3%	7.0%
% of patients satisfied with the treatment they have received	0	0	N/A	97.5%	96.6%	96.0%

* Figures in italics indicate that the base number is less than 100.

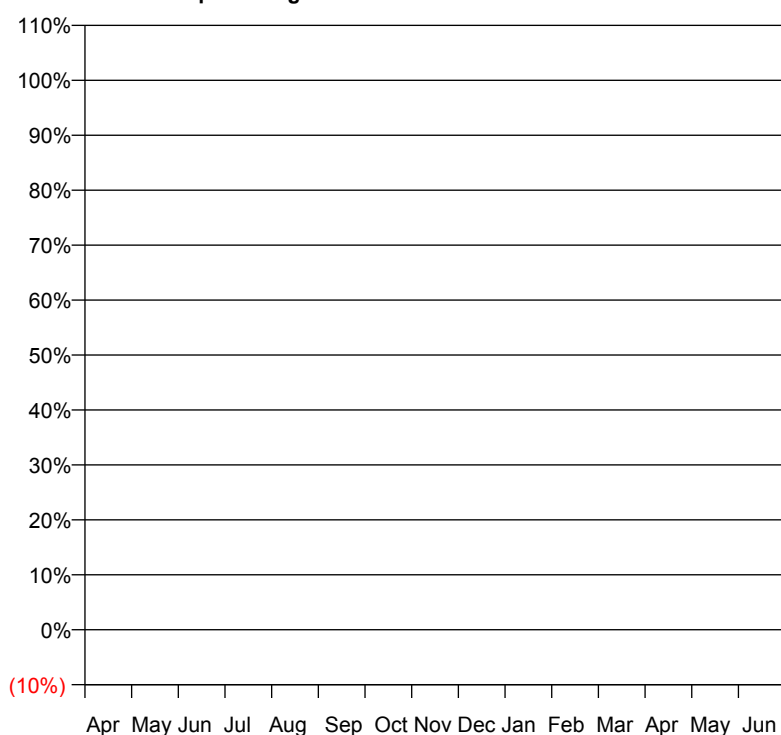
Q59 - Vital Signs Orthodontic At a Glance Contract Report for 192171/0001 - March 2018

Name or company name	Harborough Orthodontics	17/18 Contracted general activity (UDA)	0
Contract type name	PDS Contract	Carry forward general activity (UDA)	0
Purpose of contract	General and Orthodontic	17/18 Contracted orthodontic activity (UOA)	0
Contract start date	01/01/2012	Carry forward orthodontic activity (UOA)	0
Contract end date	31/03/2019	Baseline contract value	£258,465.02

ACCESS	Contract	England and Wales
24 month ratio of assessments to patient IDs	1.01	1.04

ACTIVITY	Contract
Contract assess and fit appliances (case starts) as a percentage of Area Team case starts	1.9 %

Cumulative percentage of contracted UOA delivered 2017 & 2018



Month	Adjusted Scheduled Activity (UOA)		
	2016	2017	2018
April	0	0	22
May	2	21	171
June	2	21	171
July	176	22	325
August	187	85	347
September	187	86	498
October	207	86	850
November	272	111	1,148
December	272	136	1,470
January	538	178	1,691
February	585	394	1,830
March	613	508	1,981
April	613	508	
May	613	508	
June	613	508	

QUALITY (rolling 12 month period)

	Contract Quantity	Contract Base Number	Contract *	Area Team	Region	England
% of all assessments that were assess and fit appliances (case starts)	93	181	51.4%	60.9%	57.8%	60.1%
% of all assessments that were assess and refuse	79	181	43.6%	9.2%	11.2%	11.3%
% of all assessments that were assess and review	9	181	5.0%	29.9%	31.0%	28.6%
% of case starts with a reported IOTN of 3 and Aesthetic Component of 5 or below	0	93	<i>N/A</i>	0.0%	0.1%	0.1%
% of case starts with a reported IOTN of 3 and Aesthetic Component of 6 or above	2	93	2.2%	2.3%	4.1%	4.1%
% of case starts with a reported IOTN of 4	34	93	36.6%	74.1%	76.4%	77.7%
% of case starts with a reported IOTN of 5	57	93	61.3%	22.7%	17.7%	16.8 %
% of concluded courses in receipt of dual-arch fixed appliances	15	16	93.8%	61.3%	69.8%	73.8%
% of concluded courses where treatment was abandoned or discontinued	0	16	0.0%	6.5%	8.3%	7.0%
% of patients satisfied with the treatment they have received	5	5	100.0%	97.5%	96.6%	96.0%

* Figures in italics indicate that the base number is less than 100.

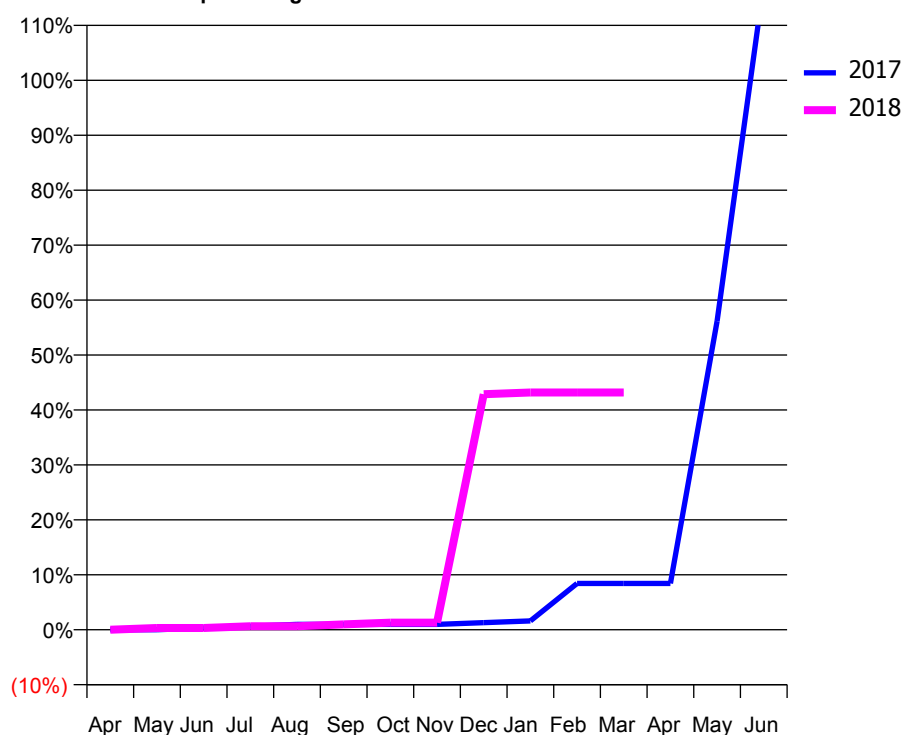
Q59 - Vital Signs Orthodontic At a Glance Contract Report for 229792/0001 - March 2018

Name or company name	MR JJ CLIFFE	17/18 Contracted general activity (UDA)	8,300
Contract type name	GDS Contract	Carry forward general activity (UDA)	0
Purpose of contract	General and Orthodontic	17/18 Contracted orthodontic activity (UOA)	308
Contract start date	01/04/2006	Carry forward orthodontic activity (UOA)	0
Contract end date		Baseline contract value	£205,681.71

ACCESS	Contract	England and Wales
24 month ratio of assessments to patient IDs	1.00	1.04

ACTIVITY	Contract
Contract assess and fit appliances (case starts) as a percentage of Area Team case starts	0.4 %

Cumulative percentage of contracted UOA delivered 2017 & 2018



Month	Adjusted Scheduled Activity (UOA)		
	2016	2017	2018
April	0	0	0
May	0	0	1
June	0	1	1
July	1	2	2
August	1	3	2
September	1	3	3
October	1	3	4
November	5	3	4
December	6	4	132
January	6	5	133
February	6	26	133
March	8	26	133
April	29	26	
May	197	173	
June	281	362	

QUALITY (rolling 12 month period)

	Contract Quantity	Contract Base Number	Contract *	Area Team	Region	England
% of all assessments that were assess and fit appliances (case starts)	22	29	75.9%	60.9%	57.8%	60.1%
% of all assessments that were assess and refuse	2	29	6.9%	9.2%	11.2%	11.3%
% of all assessments that were assess and review	5	29	17.2%	29.9%	31.0%	28.6%
% of case starts with a reported IOTN of 3 and Aesthetic Component of 5 or below	0	22	N/A	0.0%	0.1%	0.1%
% of case starts with a reported IOTN of 3 and Aesthetic Component of 6 or above	0	22	N/A	2.3%	4.1%	4.1%
% of case starts with a reported IOTN of 4	22	22	100.0%	74.1%	76.4%	77.7%
% of case starts with a reported IOTN of 5	0	22	N/A	22.7%	17.7%	16.8 %
% of concluded courses in receipt of dual-arch fixed appliances	9	12	75.0%	61.3%	69.8%	73.8%
% of concluded courses where treatment was abandoned or discontinued	1	12	8.3%	6.5%	8.3%	7.0%
% of patients satisfied with the treatment they have received	0	0	N/A	97.5%	96.6%	96.0%

* Figures in italics indicate that the base number is less than 100.

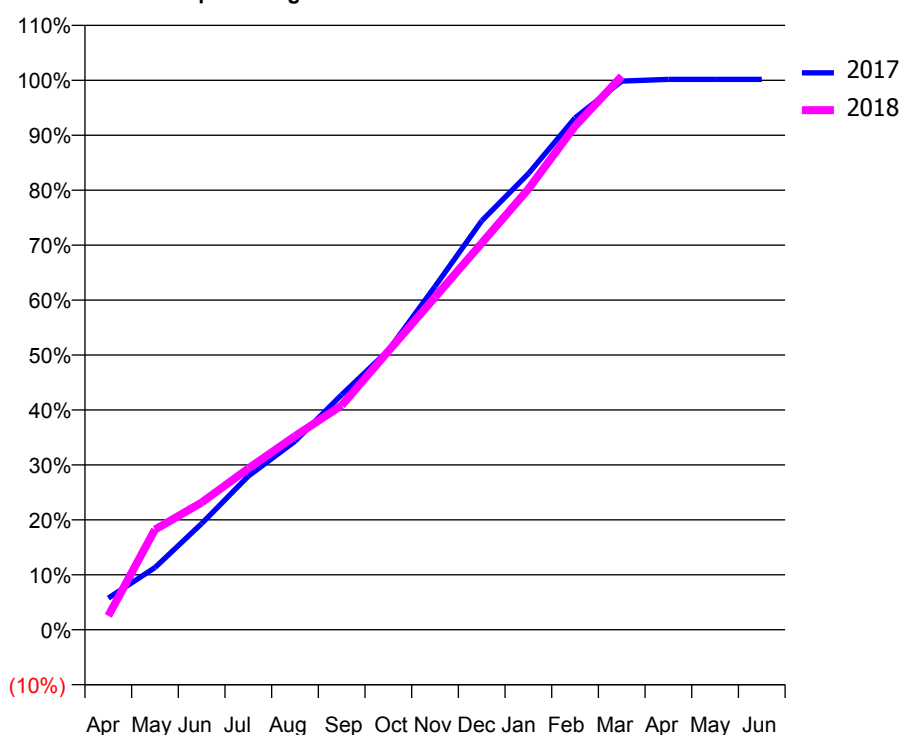
Q59 - Vital Signs Orthodontic At a Glance Contract Report for 243868/0001 - March 2018

Name or company name	Holywell House Orthodontics Limited	17/18 Contracted general activity (UDA)	0
Contract type name	PDS Contract	Carry forward general activity (UDA)	0
Purpose of contract	Orthodontic	17/18 Contracted orthodontic activity (UOA)	13,238
Contract start date	01/04/2006	Carry forward orthodontic activity (UOA)	0
Contract end date	31/03/2019	Baseline contract value	£819,092.06

ACCESS	Contract	England and Wales
24 month ratio of assessments to patient IDs	1.00	1.04

ACTIVITY	Contract
Contract assess and fit appliances (case starts) as a percentage of Area Team case starts	13.2 %

Cumulative percentage of contracted UOA delivered 2017 & 2018



Month	Adjusted Scheduled Activity (UOA)		
	2016	2017	2018
April	-455	762	336
May	448	1,499	2,415
June	1,456	2,558	3,066
July	2,886	3,701	3,885
August	3,756	4,542	4,666
September	4,978	5,662	5,405
October	6,432	6,733	6,712
November	7,421	8,269	8,014
December	8,748	9,850	9,316
January	8,979	10,988	10,619
February	11,006	12,332	12,134
March	12,231	13,218	13,336
April	13,222	13,260	
May	13,222	13,260	
June	13,222	13,260	

QUALITY (rolling 12 month period)

	Contract Quantity	Contract Base Number	Contract *	Area Team	Region	England
% of all assessments that were assess and fit appliances (case starts)	644	647	99.5%	60.9%	57.8%	60.1%
% of all assessments that were assess and refuse	2	647	0.3%	9.2%	11.2%	11.3%
% of all assessments that were assess and review	1	647	0.2%	29.9%	31.0%	28.6%
% of case starts with a reported IOTN of 3 and Aesthetic Component of 5 or below	0	644	N/A	0.0%	0.1%	0.1%
% of case starts with a reported IOTN of 3 and Aesthetic Component of 6 or above	1	644	0.2%	2.3%	4.1%	4.1%
% of case starts with a reported IOTN of 4	553	644	85.9%	74.1%	76.4%	77.7%
% of case starts with a reported IOTN of 5	87	644	13.5%	22.7%	17.7%	16.8 %
% of concluded courses in receipt of dual-arch fixed appliances	85	784	10.8%	61.3%	69.8%	73.8%
% of concluded courses where treatment was abandoned or discontinued	52	784	6.6%	6.5%	8.3%	7.0%
% of patients satisfied with the treatment they have received	15	15	100.0%	97.5%	96.6%	96.0%

* Figures in italics indicate that the base number is less than 100.

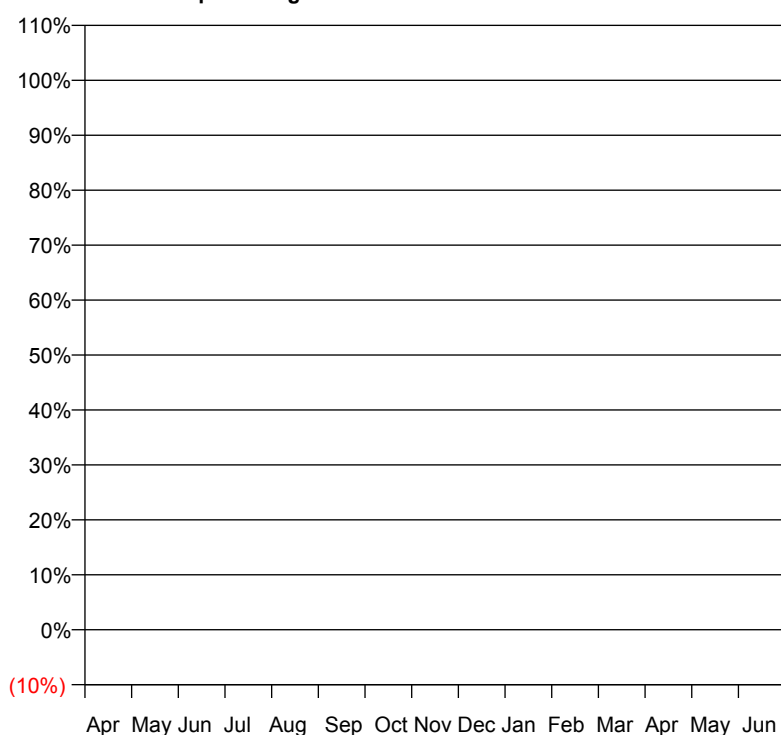
Q59 - Vital Signs Orthodontic At a Glance Contract Report for 243868/0011 - March 2018

Name or company name	Holywell House Orthodontics Limited	17/18 Contracted general activity (UDA)	0
Contract type name	PDS Contract	Carry forward general activity (UDA)	0
Purpose of contract	General and Orthodontic	17/18 Contracted orthodontic activity (UOA)	0
Contract start date	01/12/2008	Carry forward orthodontic activity (UOA)	0
Contract end date	31/03/2019	Baseline contract value	£194,123.00

ACCESS	Contract	England and Wales
24 month ratio of assessments to patient IDs	1.00	1.04

ACTIVITY	Contract
Contract assess and fit appliances (case starts) as a percentage of Area Team case starts	2.3 %

Cumulative percentage of contracted UOA delivered 2017 & 2018



Month	Adjusted Scheduled Activity (UOA)		
	2016	2017	2018
April	22	194	42
May	150	305	323
June	342	500	515
July	557	783	896
August	667	1,126	1,110
September	864	1,383	1,282
October	992	1,447	1,496
November	1,212	1,472	1,669
December	1,516	1,792	1,862
January	1,625	2,007	1,949
February	1,905	2,372	2,119
March	2,202	2,568	2,267
April	2,251	2,678	
May	2,251	2,678	
June	2,251	2,678	

QUALITY (rolling 12 month period)

	Contract Quantity	Contract Base Number	Contract *	Area Team	Region	England
% of all assessments that were assess and fit appliances (case starts)	112	159	70.4%	60.9%	57.8%	60.1%
% of all assessments that were assess and refuse	3	159	1.9%	9.2%	11.2%	11.3%
% of all assessments that were assess and review	44	159	27.7%	29.9%	31.0%	28.6%
% of case starts with a reported IOTN of 3 and Aesthetic Component of 5 or below	0	112	N/A	0.0%	0.1%	0.1%
% of case starts with a reported IOTN of 3 and Aesthetic Component of 6 or above	0	112	N/A	2.3%	4.1%	4.1%
% of case starts with a reported IOTN of 4	2	112	1.8%	74.1%	76.4%	77.7%
% of case starts with a reported IOTN of 5	110	112	98.2%	22.7%	17.7%	16.8 %
% of concluded courses in receipt of dual-arch fixed appliances	0	84	N/A	61.3%	69.8%	73.8%
% of concluded courses where treatment was abandoned or discontinued	5	84	6.0%	6.5%	8.3%	7.0%
% of patients satisfied with the treatment they have received	3	3	100.0%	97.5%	96.6%	96.0%

* Figures in italics indicate that the base number is less than 100.

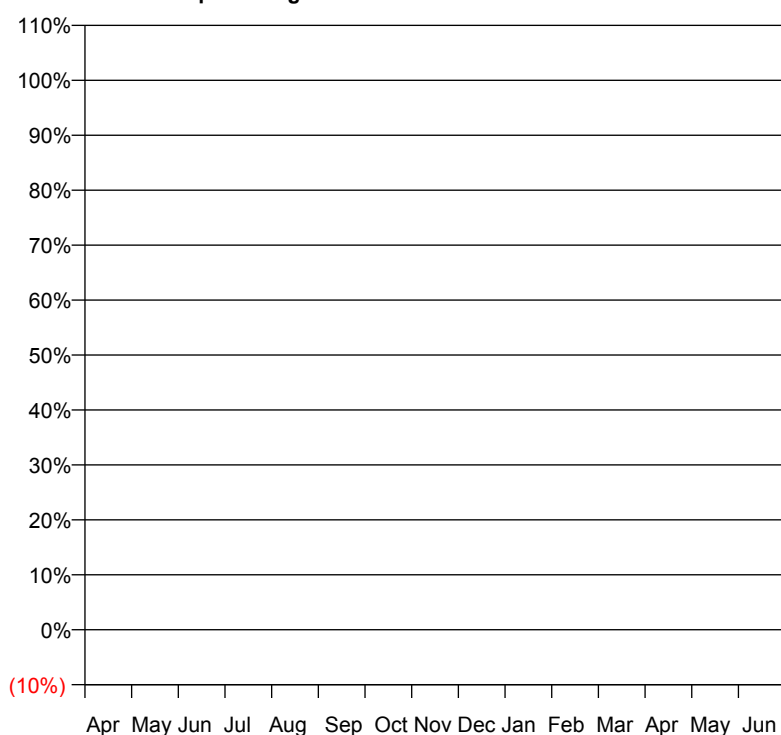
Q59 - Vital Signs Orthodontic At a Glance Contract Report for 321389/0004 - March 2018

Name or company name	MISS CL TRACEY	17/18 Contracted general activity (UDA)	0
Contract type name	PDS Contract	Carry forward general activity (UDA)	0
Purpose of contract	General and Orthodontic	17/18 Contracted orthodontic activity (UOA)	0
Contract start date	16/03/2014	Carry forward orthodontic activity (UOA)	0
Contract end date	31/03/2019	Baseline contract value	£119,964.02

ACCESS	Contract	England and Wales
24 month ratio of assessments to patient IDs	1.00	1.04

ACTIVITY	Contract
Contract assess and fit appliances (case starts) as a percentage of Area Team case starts	1.4 %

Cumulative percentage of contracted UOA delivered 2017 & 2018



Month	Adjusted Scheduled Activity (UOA)		
	2016	2017	2018
April	0	0	0
May	0	22	84
June	192	171	233
July	235	257	422
August	300	321	486
September	385	515	594
October	534	641	705
November	599	727	752
December	708	858	862
January	771	945	884
February	939	1,055	1,054
March	1,110	1,204	1,308
April	1,260	1,352	
May	1,260	1,352	
June	1,261	1,352	

QUALITY (rolling 12 month period)	Contract Quantity	Contract Base Number	Contract *	Area Team	Region	England
% of all assessments that were assess and fit appliances (case starts)	68	96	70.8%	60.9%	57.8%	60.1%
% of all assessments that were assess and refuse	0	96	0.0%	9.2%	11.2%	11.3%
% of all assessments that were assess and review	28	96	29.2%	29.9%	31.0%	28.6%
% of case starts with a reported IOTN of 3 and Aesthetic Component of 5 or below	0	68	N/A	0.0%	0.1%	0.1%
% of case starts with a reported IOTN of 3 and Aesthetic Component of 6 or above	0	68	N/A	2.3%	4.1%	4.1%
% of case starts with a reported IOTN of 4	20	68	29.4%	74.1%	76.4%	77.7%
% of case starts with a reported IOTN of 5	48	68	70.6%	22.7%	17.7%	16.8 %
% of concluded courses in receipt of dual-arch fixed appliances	0	36	N/A	61.3%	69.8%	73.8%
% of concluded courses where treatment was abandoned or discontinued	1	36	2.8%	6.5%	8.3%	7.0%
% of patients satisfied with the treatment they have received	1	1	100.0%	97.5%	96.6%	96.0%

* Figures in italics indicate that the base number is less than 100.

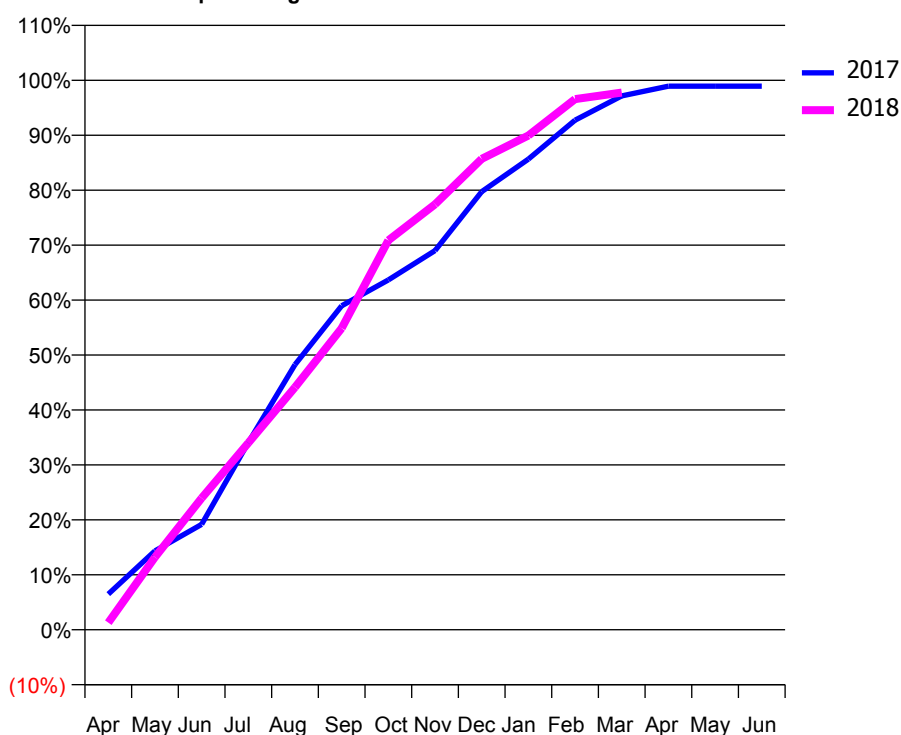
Q59 - Vital Signs Orthodontic At a Glance Contract Report for 397156/0001 - March 2018

Name or company name	MR MD CLARE	17/18 Contracted general activity (UDA)	0
Contract type name	PDS Contract	Carry forward general activity (UDA)	0
Purpose of contract	Orthodontic	17/18 Contracted orthodontic activity (UOA)	3,554
Contract start date	01/04/2006	Carry forward orthodontic activity (UOA)	38
Contract end date	31/03/2019	Baseline contract value	£238,481.00

ACCESS	Contract	England and Wales
24 month ratio of assessments to patient IDs	1.01	1.04

ACTIVITY	Contract
Contract assess and fit appliances (case starts) as a percentage of Area Team case starts	3.4 %

Cumulative percentage of contracted UOA delivered 2017 & 2018



Month	Adjusted Scheduled Activity (UOA)		
	2016	2017	2018
April	-1,218	231	46
May	-985	510	470
June	-622	682	852
July	323	1,211	1,209
August	1,121	1,715	1,568
September	1,587	2,095	1,950
October	2,049	2,263	2,519
November	2,448	2,452	2,752
December	2,704	2,834	3,046
January	2,788	3,044	3,197
February	3,103	3,296	3,432
March	3,376	3,453	3,474
April	3,470	3,516	
May	3,470	3,516	
June	3,470	3,516	

QUALITY (rolling 12 month period)

	Contract Quantity	Contract Base Number	Contract *	Area Team	Region	England
% of all assessments that were assess and fit appliances (case starts)	168	187	89.8%	60.9%	57.8%	60.1%
% of all assessments that were assess and refuse	3	187	1.6%	9.2%	11.2%	11.3%
% of all assessments that were assess and review	16	187	8.6%	29.9%	31.0%	28.6%
% of case starts with a reported IOTN of 3 and Aesthetic Component of 5 or below	0	168	N/A	0.0%	0.1%	0.1%
% of case starts with a reported IOTN of 3 and Aesthetic Component of 6 or above	3	168	1.8%	2.3%	4.1%	4.1%
% of case starts with a reported IOTN of 4	137	168	81.5%	74.1%	76.4%	77.7%
% of case starts with a reported IOTN of 5	28	168	16.7%	22.7%	17.7%	16.8 %
% of concluded courses in receipt of dual-arch fixed appliances	189	198	95.5%	61.3%	69.8%	73.8%
% of concluded courses where treatment was abandoned or discontinued	8	198	4.0%	6.5%	8.3%	7.0%
% of patients satisfied with the treatment they have received	8	8	100.0%	97.5%	96.6%	96.0%

* Figures in italics indicate that the base number is less than 100.

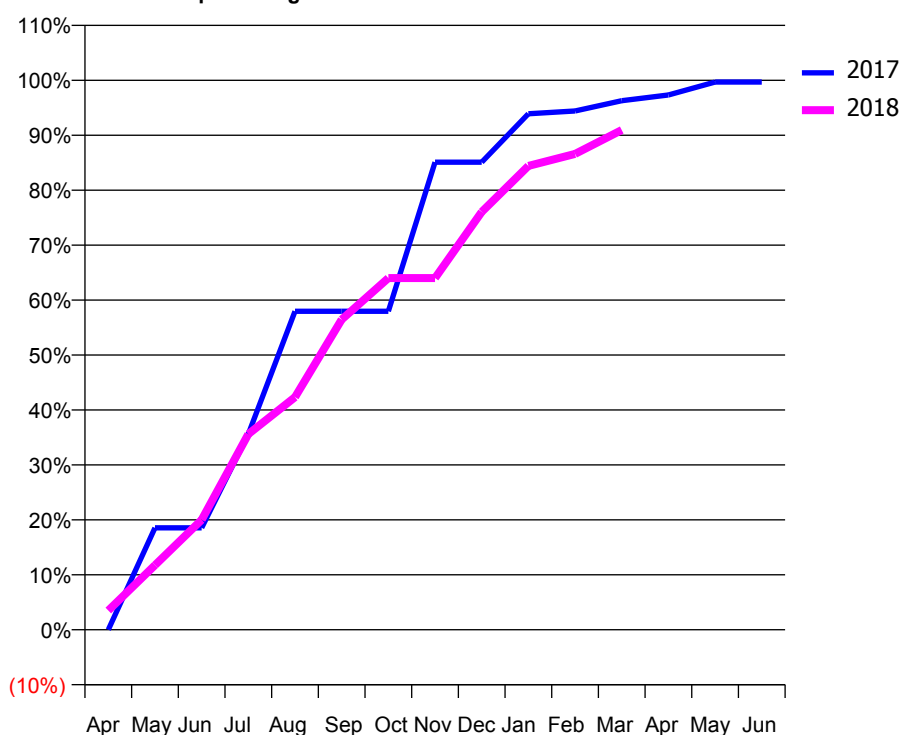
Q59 - Vital Signs Orthodontic At a Glance Contract Report for 564249/0001 - March 2018

Name or company name	MR AN LUMB	17/18 Contracted general activity (UDA)	0
Contract type name	PDS Contract	Carry forward general activity (UDA)	0
Purpose of contract	Orthodontic	17/18 Contracted orthodontic activity (UOA)	6,130
Contract start date	01/04/2006	Carry forward orthodontic activity (UOA)	0
Contract end date	31/03/2019	Baseline contract value	£410,516.41

ACCESS	Contract	England and Wales
24 month ratio of assessments to patient IDs	1.01	1.04

ACTIVITY	Contract
Contract assess and fit appliances (case starts) as a percentage of Area Team case starts	5.4 %

Cumulative percentage of contracted UOA delivered 2017 & 2018



Month	Adjusted Scheduled Activity (UOA)		
	2016	2017	2018
April	-743	0	215
May	-721	1,146	720
June	-721	1,146	1,226
July	1,687	2,199	2,183
August	1,687	3,578	2,595
September	3,422	3,578	3,461
October	3,422	3,578	3,923
November	5,104	5,254	3,923
December	5,288	5,254	4,662
January	5,543	5,797	5,174
February	5,592	5,829	5,308
March	5,592	5,944	5,574
April	6,195	6,008	
May	6,196	6,154	
June	6,196	6,154	

QUALITY (rolling 12 month period)

	Contract Quantity	Contract Base Number	Contract *	Area Team	Region	England
% of all assessments that were assess and fit appliances (case starts)	266	633	42.0%	60.9%	57.8%	60.1%
% of all assessments that were assess and refuse	76	633	12.0%	9.2%	11.2%	11.3%
% of all assessments that were assess and review	291	633	46.0%	29.9%	31.0%	28.6%
% of case starts with a reported IOTN of 3 and Aesthetic Component of 5 or below	1	266	0.4%	0.0%	0.1%	0.1%
% of case starts with a reported IOTN of 3 and Aesthetic Component of 6 or above	28	266	10.5%	2.3%	4.1%	4.1%
% of case starts with a reported IOTN of 4	204	266	76.7%	74.1%	76.4%	77.7%
% of case starts with a reported IOTN of 5	32	266	12.0%	22.7%	17.7%	16.8 %
% of concluded courses in receipt of dual-arch fixed appliances	219	247	88.7%	61.3%	69.8%	73.8%
% of concluded courses where treatment was abandoned or discontinued	14	247	5.7%	6.5%	8.3%	7.0%
% of patients satisfied with the treatment they have received	10	10	100.0%	97.5%	96.6%	96.0%

* Figures in italics indicate that the base number is less than 100.

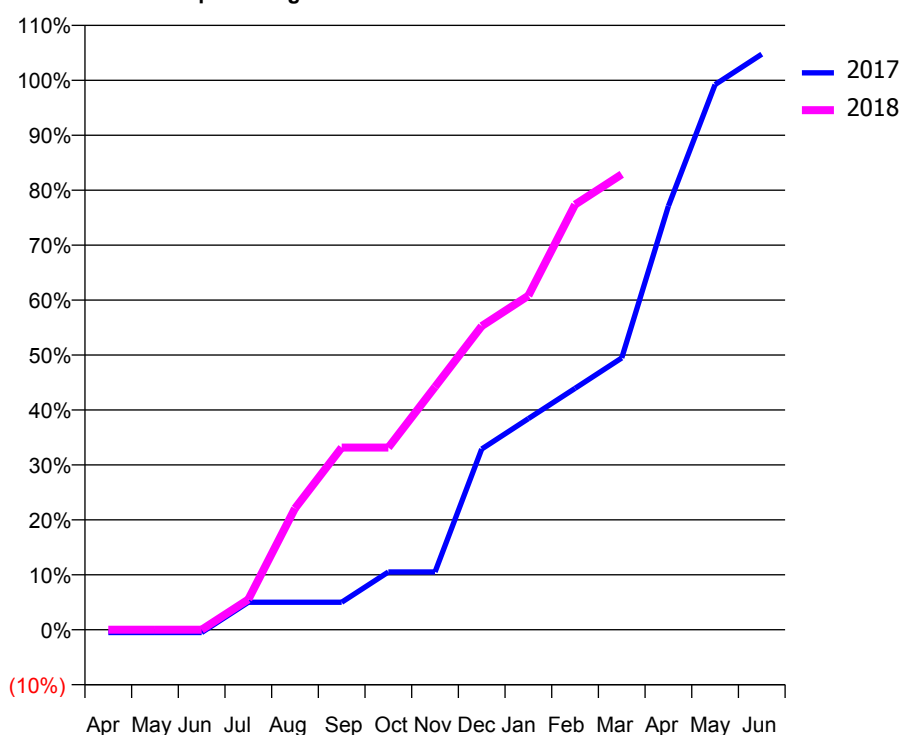
Q59 - Vital Signs Orthodontic At a Glance Contract Report for 570230/0002 - March 2018

Name or company name	MR RM ALLEN	17/18 Contracted general activity (UDA)	9,599
Contract type name	GDS Contract	Carry forward general activity (UDA)	-155
Purpose of contract	General and Orthodontic	17/18 Contracted orthodontic activity (UOA)	380
Contract start date	01/04/2006	Carry forward orthodontic activity (UOA)	0
Contract end date		Baseline contract value	£276,165.46

ACCESS	Contract	England and Wales
24 month ratio of assessments to patient IDs	1.15	1.04

ACTIVITY	Contract
Contract assess and fit appliances (case starts) as a percentage of Area Team case starts	0.6 %

Cumulative percentage of contracted UOA delivered 2017 & 2018



Month	Adjusted Scheduled Activity (UOA)		
	2016	2017	2018
April	0	-2	0
May	0	-2	0
June	0	-2	0
July	147	19	21
August	147	19	84
September	189	19	126
October	210	40	126
November	231	40	168
December	231	125	210
January	231	146	231
February	231	167	294
March	336	188	315
April	378	293	
May	378	377	
June	378	398	

QUALITY (rolling 12 month period)

	Contract Quantity	Contract Base Number	Contract *	Area Team	Region	England
% of all assessments that were assess and fit appliances (case starts)	30	30	100.0%	60.9%	57.8%	60.1%
% of all assessments that were assess and refuse	0	30	0.0%	9.2%	11.2%	11.3%
% of all assessments that were assess and review	0	30	0.0%	29.9%	31.0%	28.6%
% of case starts with a reported IOTN of 3 and Aesthetic Component of 5 or below	0	30	N/A	0.0%	0.1%	0.1%
% of case starts with a reported IOTN of 3 and Aesthetic Component of 6 or above	0	30	N/A	2.3%	4.1%	4.1%
% of case starts with a reported IOTN of 4	25	30	83.3%	74.1%	76.4%	77.7%
% of case starts with a reported IOTN of 5	5	30	16.7%	22.7%	17.7%	16.8 %
% of concluded courses in receipt of dual-arch fixed appliances	0	12	N/A	61.3%	69.8%	73.8%
% of concluded courses where treatment was abandoned or discontinued	3	12	25.0%	6.5%	8.3%	7.0%
% of patients satisfied with the treatment they have received	0	0	N/A	97.5%	96.6%	96.0%

* Figures in italics indicate that the base number is less than 100.

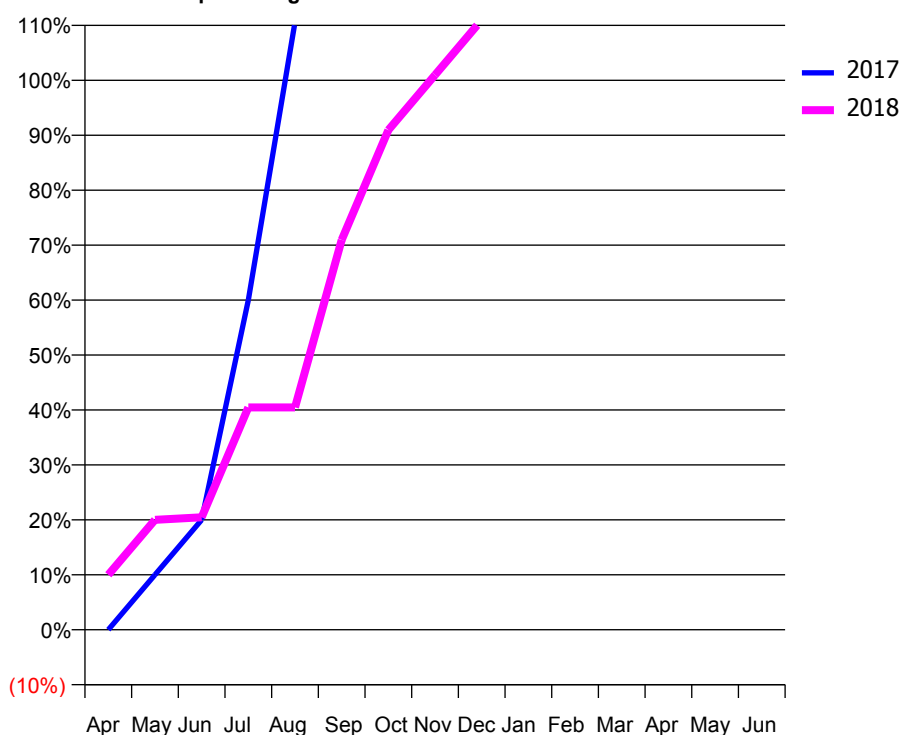
Q59 - Vital Signs Orthodontic At a Glance Contract Report for 573477/0001 - March 2018

Name or company name	MR TW POWELL	17/18 Contracted general activity (UDA)	23,922
Contract type name	GDS Contract	Carry forward general activity (UDA)	0
Purpose of contract	General and Orthodontic	17/18 Contracted orthodontic activity (UOA)	210
Contract start date	01/04/2006	Carry forward orthodontic activity (UOA)	0
Contract end date		Baseline contract value	£601,399.01

ACCESS	Contract	England and Wales
24 month ratio of assessments to patient IDs	1.00	1.04

ACTIVITY	Contract
Contract assess and fit appliances (case starts) as a percentage of Area Team case starts	0.2 %

Cumulative percentage of contracted UOA delivered 2017 & 2018



Month	Adjusted Scheduled Activity (UOA)		
	2016	2017	2018
April	1	0	21
May	2	21	42
June	24	42	43
July	24	126	85
August	24	232	85
September	24	232	149
October	24	234	191
November	45	234	212
December	68	234	233
January	68	237	233
February	110	237	233
March	110	237	233
April	131	237	
May	152	237	
June	152	237	

QUALITY (rolling 12 month period)

	Contract Quantity	Contract Base Number	Contract *	Area Team	Region	England
% of all assessments that were assess and fit appliances (case starts)	11	13	84.6%	60.9%	57.8%	60.1%
% of all assessments that were assess and refuse	1	13	7.7%	9.2%	11.2%	11.3%
% of all assessments that were assess and review	1	13	7.7%	29.9%	31.0%	28.6%
% of case starts with a reported IOTN of 3 and Aesthetic Component of 5 or below	0	11	N/A	0.0%	0.1%	0.1%
% of case starts with a reported IOTN of 3 and Aesthetic Component of 6 or above	2	11	18.2%	2.3%	4.1%	4.1%
% of case starts with a reported IOTN of 4	9	11	81.8%	74.1%	76.4%	77.7%
% of case starts with a reported IOTN of 5	0	11	N/A	22.7%	17.7%	16.8 %
% of concluded courses in receipt of dual-arch fixed appliances	2	11	18.2%	61.3%	69.8%	73.8%
% of concluded courses where treatment was abandoned or discontinued	0	11	0.0%	6.5%	8.3%	7.0%
% of patients satisfied with the treatment they have received	1	1	100.0%	97.5%	96.6%	96.0%

* Figures in italics indicate that the base number is less than 100.

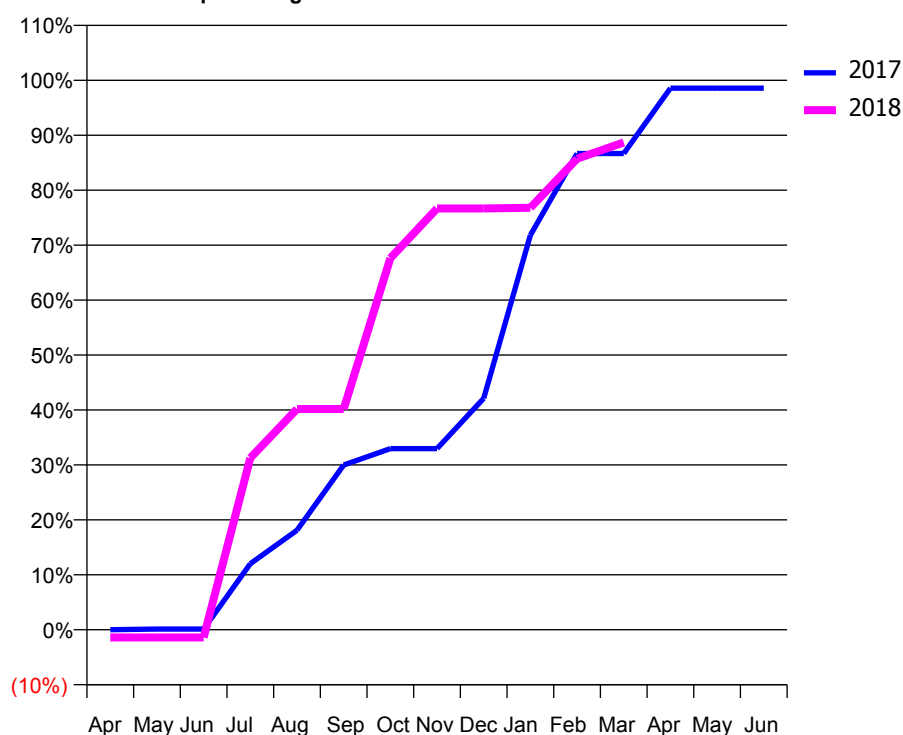
Q59 - Vital Signs Orthodontic At a Glance Contract Report for 796964/0002 - March 2018

Name or company name	MR A SMITH	17/18 Contracted general activity (UDA)	33,500
Contract type name	GDS Contract	Carry forward general activity (UDA)	860
Purpose of contract	General and Orthodontic	17/18 Contracted orthodontic activity (UOA)	707
Contract start date	01/08/2014	Carry forward orthodontic activity (UOA)	10
Contract end date		Baseline contract value	£945,450.81

ACCESS	Contract	England and Wales
24 month ratio of assessments to patient IDs	1.00	1.04

ACTIVITY	Contract
Contract assess and fit appliances (case starts) as a percentage of Area Team case starts	0.7 %

Cumulative percentage of contracted UOA delivered 2017 & 2018



Month	Adjusted Scheduled Activity (UOA)		
	2016	2017	2018
April	0	0	-10
May	0	1	-10
June	0	1	-10
July	0	85	221
August	211	128	284
September	211	212	284
October	211	233	478
November	211	233	542
December	316	298	542
January	337	508	543
February	484	613	606
March	673	613	627
April	716	697	
May	716	697	
June	716	697	

QUALITY (rolling 12 month period)

	Contract Quantity	Contract Base Number	Contract *	Area Team	Region	England
% of all assessments that were assess and fit appliances (case starts)	36	39	92.3%	60.9%	57.8%	60.1%
% of all assessments that were assess and refuse	0	39	0.0%	9.2%	11.2%	11.3%
% of all assessments that were assess and review	3	39	7.7%	29.9%	31.0%	28.6%
% of case starts with a reported IOTN of 3 and Aesthetic Component of 5 or below	0	36	N/A	0.0%	0.1%	0.1%
% of case starts with a reported IOTN of 3 and Aesthetic Component of 6 or above	0	36	N/A	2.3%	4.1%	4.1%
% of case starts with a reported IOTN of 4	36	36	100.0%	74.1%	76.4%	77.7%
% of case starts with a reported IOTN of 5	0	36	N/A	22.7%	17.7%	16.8 %
% of concluded courses in receipt of dual-arch fixed appliances	0	33	N/A	61.3%	69.8%	73.8%
% of concluded courses where treatment was abandoned or discontinued	8	33	24.2%	6.5%	8.3%	7.0%
% of patients satisfied with the treatment they have received	0	0	N/A	97.5%	96.6%	96.0%

* Figures in italics indicate that the base number is less than 100.

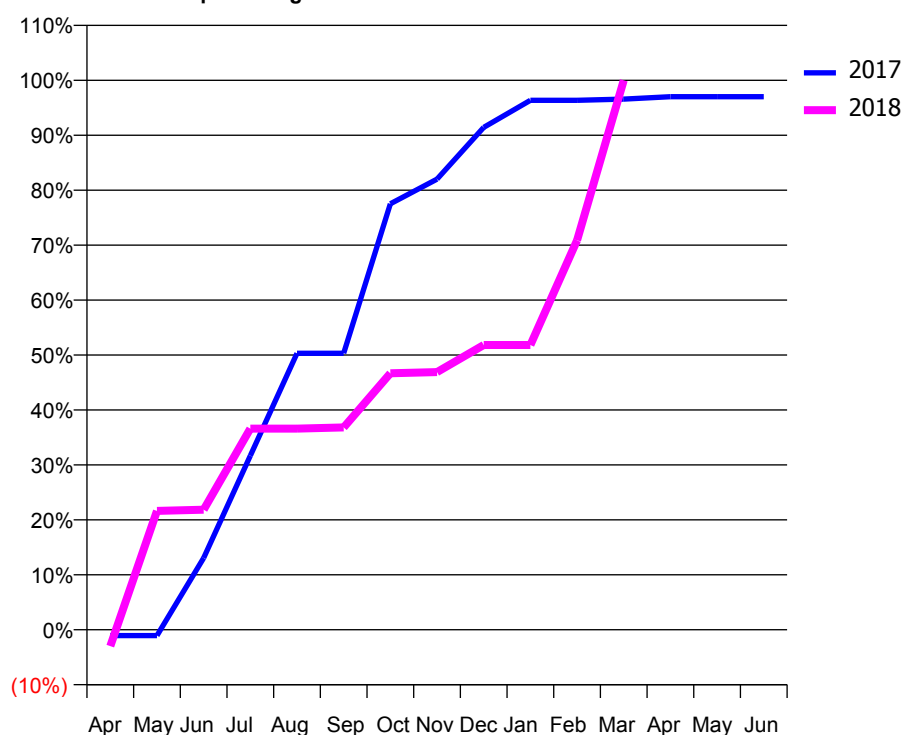
Q59 - Vital Signs Orthodontic At a Glance Contract Report for 812692/0001 - March 2018

Name or company name	MR RD KIDY	17/18 Contracted general activity (UDA)	18,737
Contract type name	GDS Contract	Carry forward general activity (UDA)	0
Purpose of contract	General and Orthodontic	17/18 Contracted orthodontic activity (UOA)	467
Contract start date	01/04/2006	Carry forward orthodontic activity (UOA)	14
Contract end date		Baseline contract value	£414,407.77

ACCESS	Contract	England and Wales
24 month ratio of assessments to patient IDs	1.09	1.04

ACTIVITY	Contract
Contract assess and fit appliances (case starts) as a percentage of Area Team case starts	0.4 %

Cumulative percentage of contracted UOA delivered 2017 & 2018



Month	Adjusted Scheduled Activity (UOA)		
	2016	2017	2018
April	-13	-5	-14
May	51	-5	101
June	51	61	102
July	51	148	171
August	51	235	171
September	51	235	172
October	77	362	218
November	100	383	219
December	149	427	242
January	171	450	242
February	196	450	331
March	390	451	467
April	455	453	
May	455	453	
June	455	453	

QUALITY (rolling 12 month period)	Contract Quantity	Contract Base Number	Contract *	Area Team	Region	England
% of all assessments that were assess and fit appliances (case starts)	21	63	33.3%	60.9%	57.8%	60.1%
% of all assessments that were assess and refuse	6	63	9.5%	9.2%	11.2%	11.3%
% of all assessments that were assess and review	36	63	57.1%	29.9%	31.0%	28.6%
% of case starts with a reported IOTN of 3 and Aesthetic Component of 5 or below	0	21	<i>N/A</i>	0.0%	0.1%	0.1%
% of case starts with a reported IOTN of 3 and Aesthetic Component of 6 or above	0	21	<i>N/A</i>	2.3%	4.1%	4.1%
% of case starts with a reported IOTN of 4	20	21	95.2%	74.1%	76.4%	77.7%
% of case starts with a reported IOTN of 5	1	21	4.8%	22.7%	17.7%	16.8 %
% of concluded courses in receipt of dual-arch fixed appliances	16	16	100.0%	61.3%	69.8%	73.8%
% of concluded courses where treatment was abandoned or discontinued	0	16	0.0%	6.5%	8.3%	7.0%
% of patients satisfied with the treatment they have received	0	0	<i>N/A</i>	97.5%	96.6%	96.0%

* Figures in italics indicate that the base number is less than 100.

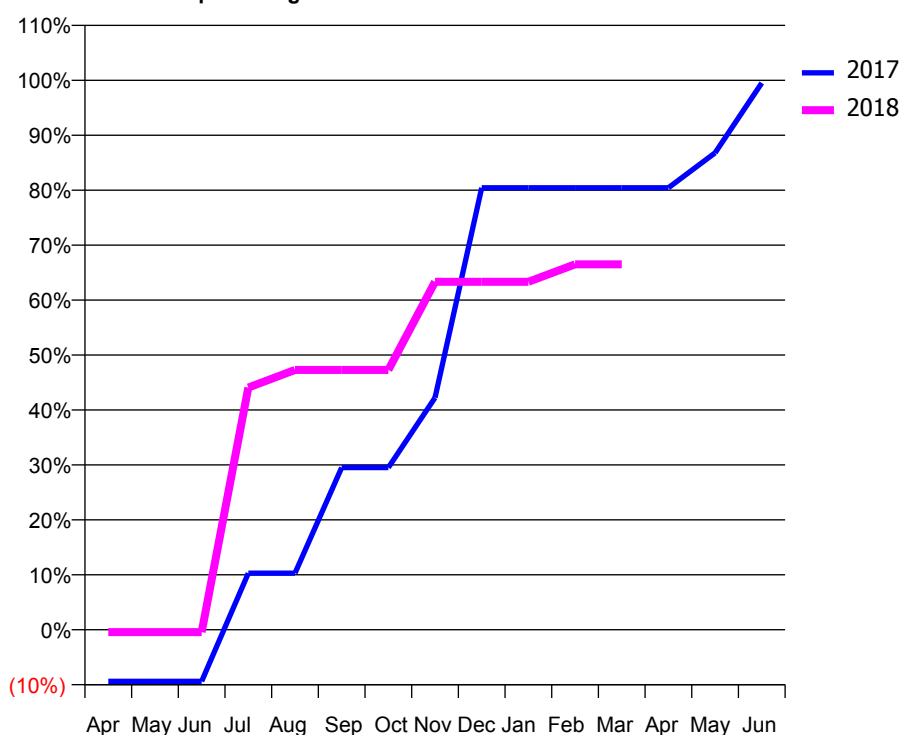
Q59 - Vital Signs Orthodontic At a Glance Contract Report for 840386/0002 - March 2018

Name or company name	MR AW GEMMELL	17/18 Contracted general activity (UDA)	21,500
Contract type name	GDS Contract	Carry forward general activity (UDA)	0
Purpose of contract	General and Orthodontic	17/18 Contracted orthodontic activity (UOA)	660
Contract start date	01/08/2009	Carry forward orthodontic activity (UOA)	3
Contract end date		Baseline contract value	£523,578.52

ACCESS	Contract	England and Wales
24 month ratio of assessments to patient IDs	1.00	1.04

ACTIVITY	Contract
Contract assess and fit appliances (case starts) as a percentage of Area Team case starts	0.6 %

Cumulative percentage of contracted UOA delivered 2017 & 2018



Month	Adjusted Scheduled Activity (UOA)		
	2016	2017	2018
April	-210	-62	-3
May	-210	-62	-3
June	-210	-62	-3
July	-210	68	291
August	-210	68	312
September	-210	195	312
October	-210	195	312
November	72	279	418
December	72	531	418
January	266	531	418
February	283	531	439
March	283	531	439
April	493	531	
May	598	573	
June	598	657	

QUALITY (rolling 12 month period)

	Contract Quantity	Contract Base Number	Contract *	Area Team	Region	England
% of all assessments that were assess and fit appliances (case starts)	27	36	75.0%	60.9%	57.8%	60.1%
% of all assessments that were assess and refuse	3	36	8.3%	9.2%	11.2%	11.3%
% of all assessments that were assess and review	6	36	16.7%	29.9%	31.0%	28.6%
% of case starts with a reported IOTN of 3 and Aesthetic Component of 5 or below	0	27	<i>N/A</i>	0.0%	0.1%	0.1%
% of case starts with a reported IOTN of 3 and Aesthetic Component of 6 or above	0	27	<i>N/A</i>	2.3%	4.1%	4.1%
% of case starts with a reported IOTN of 4	22	27	81.5%	74.1%	76.4%	77.7%
% of case starts with a reported IOTN of 5	5	27	18.5%	22.7%	17.7%	16.8 %
% of concluded courses in receipt of dual-arch fixed appliances	0	1	<i>N/A</i>	61.3%	69.8%	73.8%
% of concluded courses where treatment was abandoned or discontinued	0	1	0.0%	6.5%	8.3%	7.0%
% of patients satisfied with the treatment they have received	1	1	100.0%	97.5%	96.6%	96.0%

* Figures in italics indicate that the base number is less than 100.

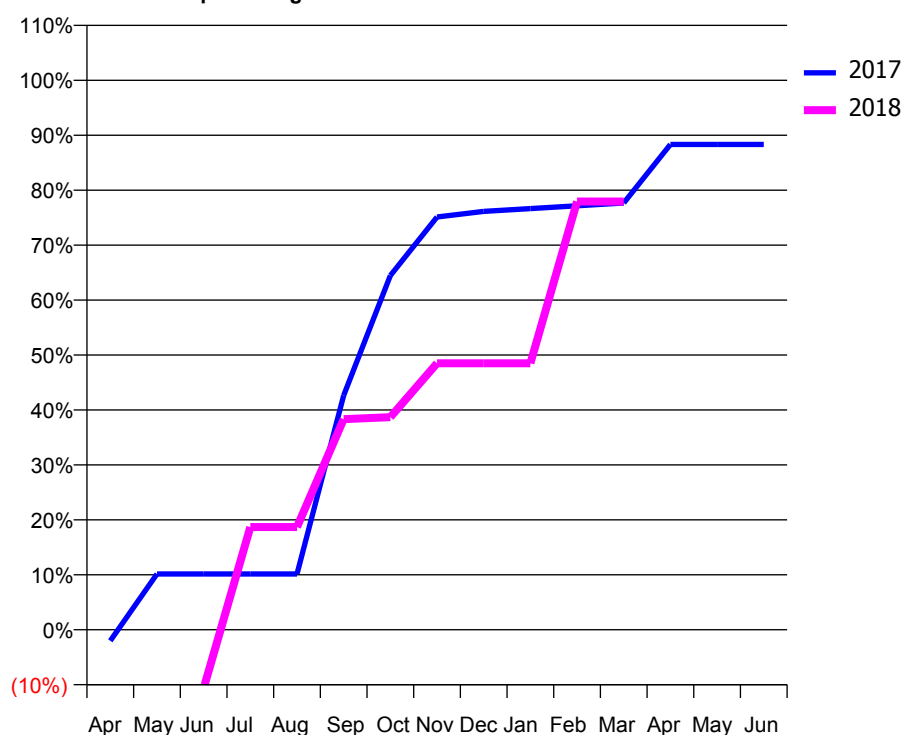
Q59 - Vital Signs Orthodontic At a Glance Contract Report for 888761/0001 - March 2018

Name or company name	MR JF HAWKINS	17/18 Contracted general activity (UDA)	2,400
Contract type name	GDS Contract	Carry forward general activity (UDA)	0
Purpose of contract	General and Orthodontic	17/18 Contracted orthodontic activity (UOA)	214
Contract start date	01/04/2006	Carry forward orthodontic activity (UOA)	23
Contract end date		Baseline contract value	£66,707.77

ACCESS	Contract	England and Wales
24 month ratio of assessments to patient IDs	1.00	1.04

ACTIVITY	Contract
Contract assess and fit appliances (case starts) as a percentage of Area Team case starts	0.2 %

Cumulative percentage of contracted UOA delivered 2017 & 2018



Month	Adjusted Scheduled Activity (UOA)		
	2016	2017	2018
April	0	-4	-23
May	0	20	-23
June	0	20	-23
July	63	20	40
August	64	20	40
September	85	84	82
October	107	127	83
November	107	148	104
December	108	150	104
January	129	151	104
February	150	152	167
March	192	153	167
April	192	174	
May	193	174	
June	193	174	

QUALITY (rolling 12 month period)

	Contract Quantity	Contract Base Number	Contract *	Area Team	Region	England
% of all assessments that were assess and fit appliances (case starts)	10	10	100.0%	60.9%	57.8%	60.1%
% of all assessments that were assess and refuse	0	10	0.0%	9.2%	11.2%	11.3%
% of all assessments that were assess and review	0	10	0.0%	29.9%	31.0%	28.6%
% of case starts with a reported IOTN of 3 and Aesthetic Component of 5 or below	0	10	N/A	0.0%	0.1%	0.1%
% of case starts with a reported IOTN of 3 and Aesthetic Component of 6 or above	0	10	N/A	2.3%	4.1%	4.1%
% of case starts with a reported IOTN of 4	9	10	90.0%	74.1%	76.4%	77.7%
% of case starts with a reported IOTN of 5	1	10	10.0%	22.7%	17.7%	16.8 %
% of concluded courses in receipt of dual-arch fixed appliances	0	10	N/A	61.3%	69.8%	73.8%
% of concluded courses where treatment was abandoned or discontinued	1	10	10.0%	6.5%	8.3%	7.0%
% of patients satisfied with the treatment they have received	1	1	100.0%	97.5%	96.6%	96.0%

* Figures in italics indicate that the base number is less than 100.

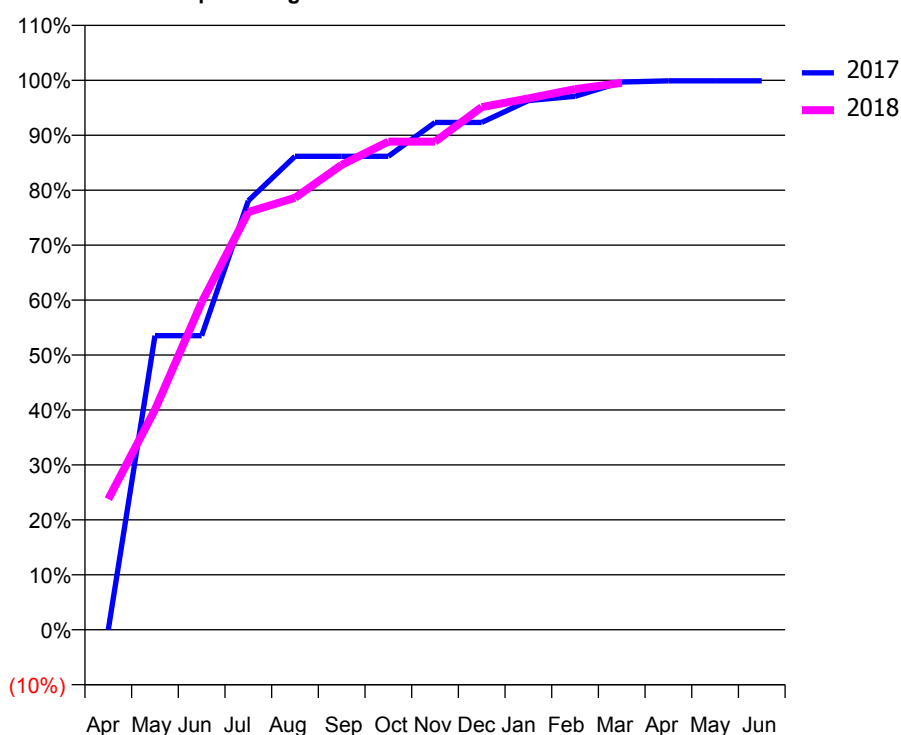
Q59 - Vital Signs Orthodontic At a Glance Contract Report for 914541/0001 - March 2018

Name or company name	MRS CJ PATEL	17/18 Contracted general activity (UDA)	0
Contract type name	PDS Contract	Carry forward general activity (UDA)	0
Purpose of contract	Orthodontic	17/18 Contracted orthodontic activity (UOA)	3,683
Contract start date	01/04/2006	Carry forward orthodontic activity (UOA)	0
Contract end date	31/03/2019	Baseline contract value	£245,726.07

ACCESS	Contract	England and Wales
24 month ratio of assessments to patient IDs	1.02	1.04

ACTIVITY	Contract
Contract assess and fit appliances (case starts) as a percentage of Area Team case starts	3.4 %

Cumulative percentage of contracted UOA delivered 2017 & 2018



Month	Adjusted Scheduled Activity (UOA)		
	2016	2017	2018
April	0	0	875
May	1,202	1,980	1,475
June	1,202	1,980	2,195
July	2,901	2,888	2,800
August	2,901	3,187	2,895
September	3,274	3,187	3,116
October	3,274	3,187	3,272
November	3,582	3,415	3,272
December	3,667	3,415	3,503
January	3,676	3,562	3,561
February	3,681	3,591	3,624
March	3,681	3,687	3,666
April	3,730	3,695	
May	3,730	3,695	
June	3,730	3,695	

QUALITY (rolling 12 month period)

	Contract Quantity	Contract Base Number	Contract *	Area Team	Region	England
% of all assessments that were assess and fit appliances (case starts)	167	384	43.5%	60.9%	57.8%	60.1%
% of all assessments that were assess and refuse	61	384	15.9%	9.2%	11.2%	11.3%
% of all assessments that were assess and review	156	384	40.6%	29.9%	31.0%	28.6%
% of case starts with a reported IOTN of 3 and Aesthetic Component of 5 or below	0	167	N/A	0.0%	0.1%	0.1%
% of case starts with a reported IOTN of 3 and Aesthetic Component of 6 or above	20	167	12.0%	2.3%	4.1%	4.1%
% of case starts with a reported IOTN of 4	135	167	80.8%	74.1%	76.4%	77.7%
% of case starts with a reported IOTN of 5	12	167	7.2%	22.7%	17.7%	16.8 %
% of concluded courses in receipt of dual-arch fixed appliances	157	168	93.5%	61.3%	69.8%	73.8%
% of concluded courses where treatment was abandoned or discontinued	7	168	4.2%	6.5%	8.3%	7.0%
% of patients satisfied with the treatment they have received	6	6	100.0%	97.5%	96.6%	96.0%

* Figures in italics indicate that the base number is less than 100.

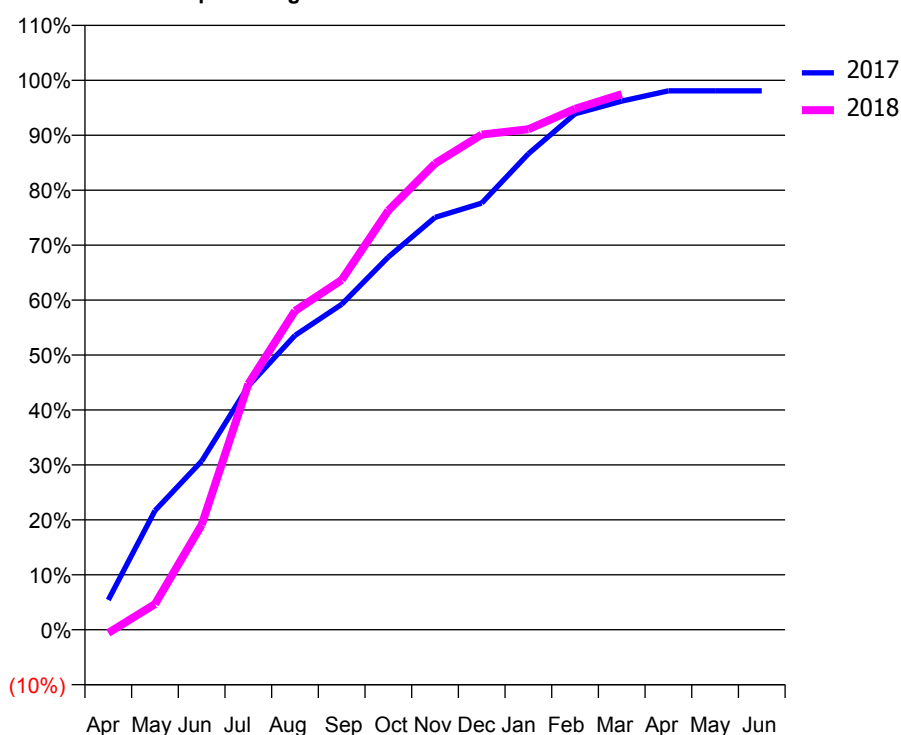
Q59 - Vital Signs Orthodontic At a Glance Contract Report for 914975/0001 - March 2018

Name or company name	MR CR SUTTON	17/18 Contracted general activity (UDA)	1,700
Contract type name	GDS Contract	Carry forward general activity (UDA)	0
Purpose of contract	General and Orthodontic	17/18 Contracted orthodontic activity (UOA)	1,346
Contract start date	01/04/2006	Carry forward orthodontic activity (UOA)	26
Contract end date		Baseline contract value	£134,790.02

ACCESS	Contract	England and Wales
24 month ratio of assessments to patient IDs	1.16	1.04

ACTIVITY	Contract
Contract assess and fit appliances (case starts) as a percentage of Area Team case starts	1.2 %

Cumulative percentage of contracted UOA delivered 2017 & 2018



Month	Adjusted Scheduled Activity (UOA)		
	2016	2017	2018
April	-12	73	-8
May	123	292	63
June	194	413	257
July	455	597	602
August	617	721	781
September	713	797	857
October	806	913	1,027
November	994	1,010	1,142
December	1,090	1,045	1,213
January	1,199	1,166	1,226
February	1,304	1,264	1,276
March	1,348	1,295	1,312
April	1,370	1,320	
May	1,370	1,320	
June	1,370	1,320	

QUALITY (rolling 12 month period)

	Contract Quantity	Contract Base Number	Contract *	Area Team	Region	England
% of all assessments that were assess and fit appliances (case starts)	60	250	24.0%	60.9%	57.8%	60.1%
% of all assessments that were assess and refuse	10	250	4.0%	9.2%	11.2%	11.3%
% of all assessments that were assess and review	180	250	72.0%	29.9%	31.0%	28.6%
% of case starts with a reported IOTN of 3 and Aesthetic Component of 5 or below	0	60	<i>N/A</i>	0.0%	0.1%	0.1%
% of case starts with a reported IOTN of 3 and Aesthetic Component of 6 or above	4	60	6.7%	2.3%	4.1%	4.1%
% of case starts with a reported IOTN of 4	55	60	91.7%	74.1%	76.4%	77.7%
% of case starts with a reported IOTN of 5	1	60	1.7%	22.7%	17.7%	16.8 %
% of concluded courses in receipt of dual-arch fixed appliances	6	44	13.6%	61.3%	69.8%	73.8%
% of concluded courses where treatment was abandoned or discontinued	2	44	4.5%	6.5%	8.3%	7.0%
% of patients satisfied with the treatment they have received	1	1	100.0%	97.5%	96.6%	96.0%

* Figures in italics indicate that the base number is less than 100.

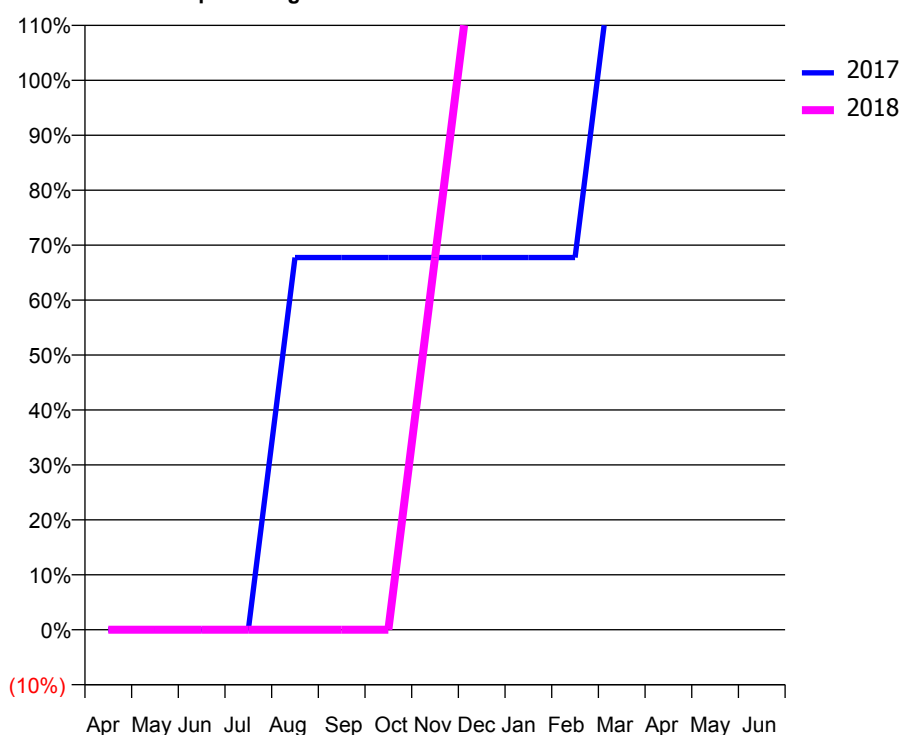
Q59 - Vital Signs Orthodontic At a Glance Contract Report for 929328/0001 - March 2018

Name or company name	MR VH PEART	17/18 Contracted general activity (UDA)	18,638
Contract type name	GDS Contract	Carry forward general activity (UDA)	-61
Purpose of contract	General and Orthodontic	17/18 Contracted orthodontic activity (UOA)	31
Contract start date	01/04/2006	Carry forward orthodontic activity (UOA)	0
Contract end date		Baseline contract value	£458,244.27

ACCESS	Contract	England and Wales
24 month ratio of assessments to patient IDs	1.00	1.04

ACTIVITY	Contract
Contract assess and fit appliances (case starts) as a percentage of Area Team case starts	0.0 %

Cumulative percentage of contracted UOA delivered 2017 & 2018



Month	Adjusted Scheduled Activity (UOA)		
	2016	2017	2018
April	0	0	0
May	0	0	0
June	0	0	0
July	0	0	0
August	0	21	0
September	0	21	0
October	42	21	0
November	42	21	21
December	42	21	42
January	42	21	42
February	42	21	42
March	42	42	42
April	42	42	
May	42	42	
June	42	42	

QUALITY (rolling 12 month period)	Contract Quantity	Contract Base Number	Contract *	Area Team	Region	England
% of all assessments that were assess and fit appliances (case starts)	2	2	100.0%	60.9%	57.8%	60.1%
% of all assessments that were assess and refuse	0	2	0.0%	9.2%	11.2%	11.3%
% of all assessments that were assess and review	0	2	0.0%	29.9%	31.0%	28.6%
% of case starts with a reported IOTN of 3 and Aesthetic Component of 5 or below	0	2	N/A	0.0%	0.1%	0.1%
% of case starts with a reported IOTN of 3 and Aesthetic Component of 6 or above	0	2	N/A	2.3%	4.1%	4.1%
% of case starts with a reported IOTN of 4	2	2	100.0%	74.1%	76.4%	77.7%
% of case starts with a reported IOTN of 5	0	2	N/A	22.7%	17.7%	16.8 %
% of concluded courses in receipt of dual-arch fixed appliances	0	1	N/A	61.3%	69.8%	73.8%
% of concluded courses where treatment was abandoned or discontinued	0	1	0.0%	6.5%	8.3%	7.0%
% of patients satisfied with the treatment they have received	0	0	N/A	97.5%	96.6%	96.0%

* Figures in italics indicate that the base number is less than 100.

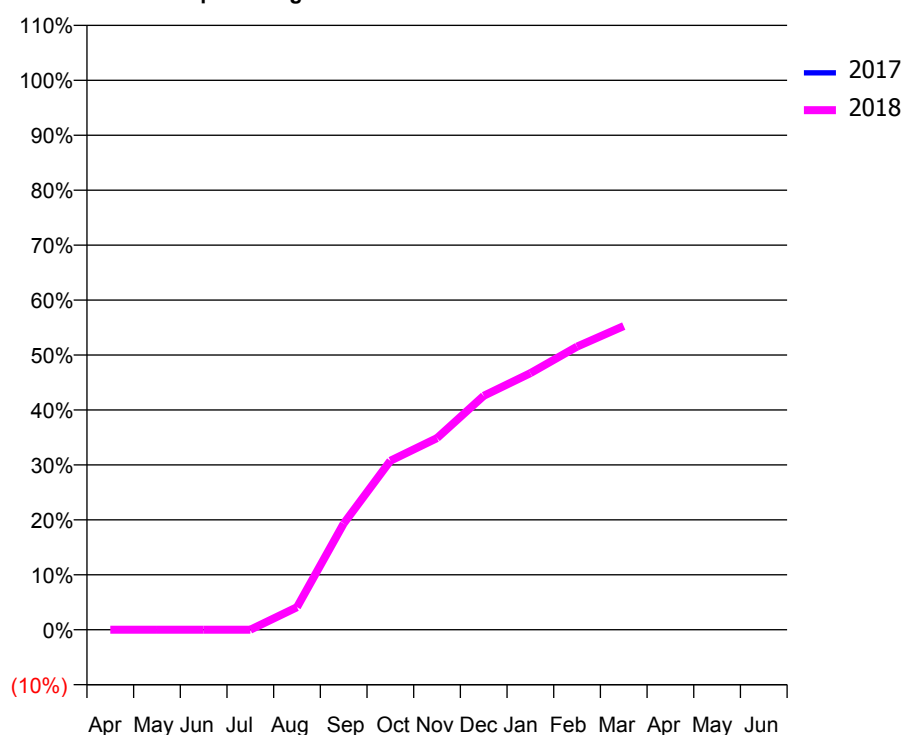
Q60 - Vital Signs Orthodontic At a Glance Contract Report for 100486/0000 - March 2018

Name or company name	New Park House Dental Centre	17/18 Contracted general activity (UDA)	3,019
Contract type name	GDS Contract	Carry forward general activity (UDA)	0
Purpose of contract	General and Orthodontic	17/18 Contracted orthodontic activity (UOA)	559
Contract start date	01/08/2017	Carry forward orthodontic activity (UOA)	0
Contract end date		Baseline contract value	£120,251.42

ACCESS	Contract	England and Wales
24 month ratio of assessments to patient IDs	1.00	1.04

ACTIVITY	Contract
Contract assess and fit appliances (case starts) as a percentage of Area Team case starts	0.3 %

Cumulative percentage of contracted UOA delivered 2017 & 2018



Month	Adjusted Scheduled Activity (UOA)		
	2016	2017	2018
April		0	0
May		0	0
June		0	0
July		0	0
August		0	23
September		0	108
October		0	172
November		0	195
December		0	238
January		0	261
February		0	288
March		0	309
April		0	
May		0	
June		0	

QUALITY (rolling 12 month period)

	Contract Quantity	Contract Base Number	Contract *	Area Team	Region	England
% of all assessments that were assess and fit appliances (case starts)	15	26	57.7%	56.9%	57.8%	60.1%
% of all assessments that were assess and refuse	0	26	0.0%	18.0%	11.2%	11.3%
% of all assessments that were assess and review	11	26	42.3%	25.0%	31.0%	28.6%
% of case starts with a reported IOTN of 3 and Aesthetic Component of 5 or below	0	15	N/A	0.0%	0.1%	0.1%
% of case starts with a reported IOTN of 3 and Aesthetic Component of 6 or above	0	15	N/A	3.9%	4.1%	4.1%
% of case starts with a reported IOTN of 4	11	15	73.3%	79.7%	76.4%	77.7%
% of case starts with a reported IOTN of 5	4	15	26.7%	15.6%	17.7%	16.8 %
% of concluded courses in receipt of dual-arch fixed appliances	3	15	20.0%	75.8%	69.8%	73.8%
% of concluded courses where treatment was abandoned or discontinued	0	15	0.0%	8.2%	8.3%	7.0%
% of patients satisfied with the treatment they have received	0	0	N/A	98.1%	96.6%	96.0%

* Figures in italics indicate that the base number is less than 100.

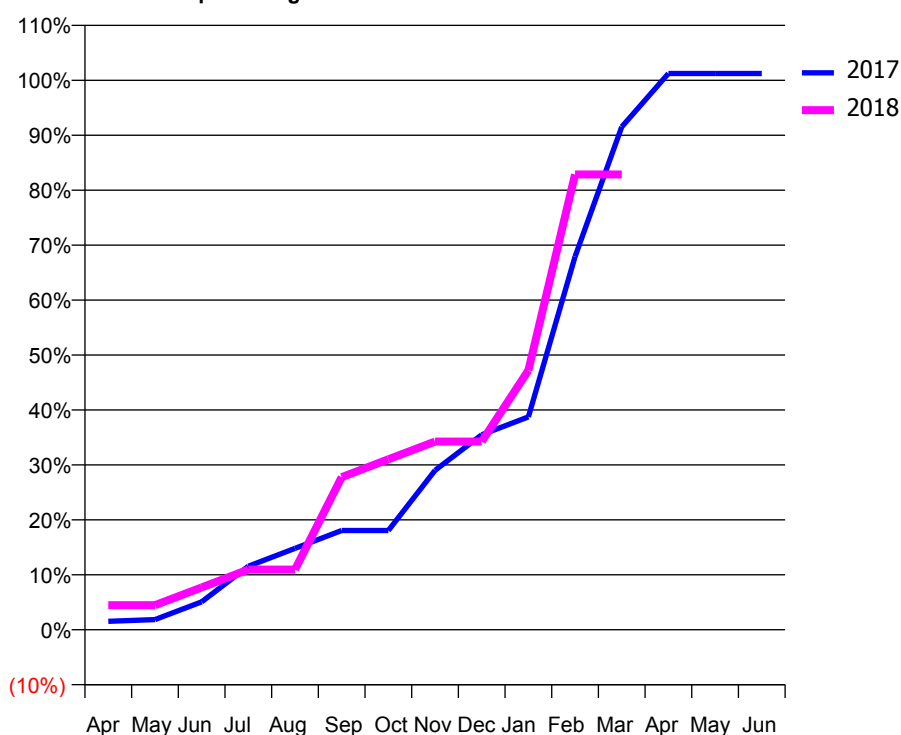
Q60 - Vital Signs Orthodontic At a Glance Contract Report for 101281/0063 - March 2018

Name or company name	OASIS DENTAL CARE LTD	17/18 Contracted general activity (UDA)	67,013
Contract type name	GDS Contract	Carry forward general activity (UDA)	1,446
Purpose of contract	General and Orthodontic	17/18 Contracted orthodontic activity (UOA)	648
Contract start date	01/04/2006	Carry forward orthodontic activity (UOA)	-8
Contract end date		Baseline contract value	£1,711,617.07

ACCESS	Contract	England and Wales
24 month ratio of assessments to patient IDs	1.00	1.04

ACTIVITY	Contract
Contract assess and fit appliances (case starts) as a percentage of Area Team case starts	0.6 %

Cumulative percentage of contracted UOA delivered 2017 & 2018



Month	Adjusted Scheduled Activity (UOA)		
	2016	2017	2018
April	1	10	29
May	3	12	29
June	3	33	50
July	110	75	71
August	111	96	71
September	133	117	180
October	176	117	201
November	181	188	222
December	224	230	222
January	224	251	306
February	362	440	537
March	532	593	537
April	658	656	
May	658	656	
June	658	656	

QUALITY (rolling 12 month period)

	Contract Quantity	Contract Base Number	Contract *	Area Team	Region	England
% of all assessments that were assess and fit appliances (case starts)	29	29	100.0%	56.9%	57.8%	60.1%
% of all assessments that were assess and refuse	0	29	0.0%	18.0%	11.2%	11.3%
% of all assessments that were assess and review	0	29	0.0%	25.0%	31.0%	28.6%
% of case starts with a reported IOTN of 3 and Aesthetic Component of 5 or below	0	29	N/A	0.0%	0.1%	0.1%
% of case starts with a reported IOTN of 3 and Aesthetic Component of 6 or above	4	29	13.8%	3.9%	4.1%	4.1%
% of case starts with a reported IOTN of 4	24	29	82.8%	79.7%	76.4%	77.7%
% of case starts with a reported IOTN of 5	1	29	3.4%	15.6%	17.7%	16.8 %
% of concluded courses in receipt of dual-arch fixed appliances	4	9	44.4%	75.8%	69.8%	73.8%
% of concluded courses where treatment was abandoned or discontinued	0	9	0.0%	8.2%	8.3%	7.0%
% of patients satisfied with the treatment they have received	0	0	N/A	98.1%	96.6%	96.0%

* Figures in italics indicate that the base number is less than 100.

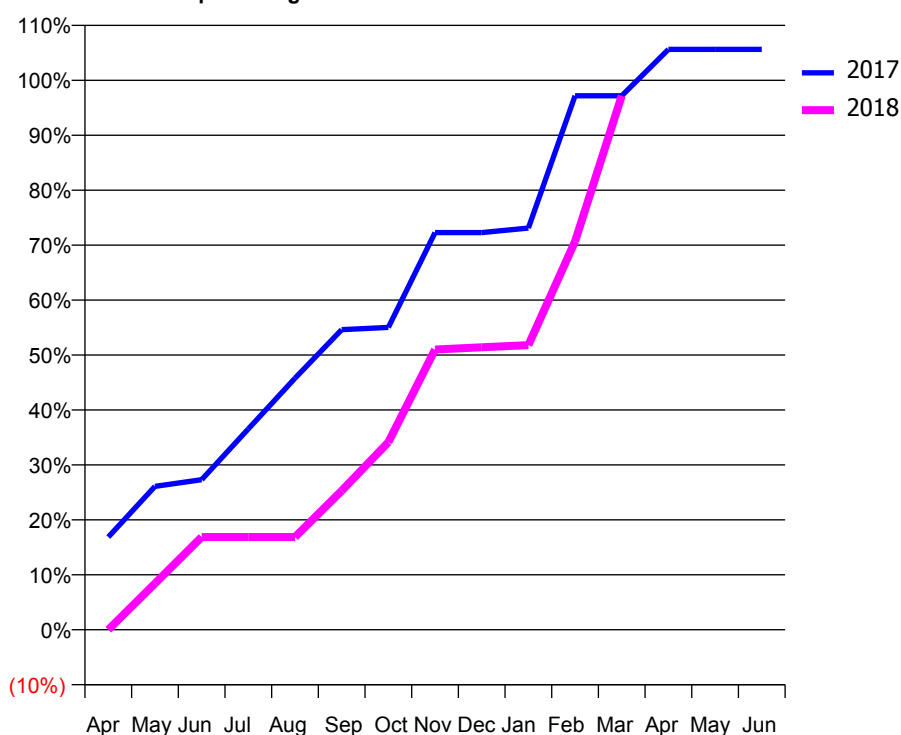
Q60 - Vital Signs Orthodontic At a Glance Contract Report for 106313/0001 - March 2018

Name or company name	Butler and Finnigan Dental Practice (BC) Ltd	17/18 Contracted general activity (UDA)	11,500
Contract type name	GDS Contract	Carry forward general activity (UDA)	0
Purpose of contract	General and Orthodontic	17/18 Contracted orthodontic activity (UOA)	249
Contract start date	01/04/2014	Carry forward orthodontic activity (UOA)	0
Contract end date		Baseline contract value	£289,948.79

ACCESS	Contract	England and Wales
24 month ratio of assessments to patient IDs	1.15	1.04

ACTIVITY	Contract
Contract assess and fit appliances (case starts) as a percentage of Area Team case starts	0.2 %

Cumulative percentage of contracted UOA delivered 2017 & 2018



Month	Adjusted Scheduled Activity (UOA)		
	2016	2017	2018
April	47	42	0
May	111	65	21
June	111	68	42
July	111	91	42
August	111	114	42
September	111	136	63
October	132	137	85
November	138	180	127
December	163	180	128
January	184	182	129
February	190	242	176
March	255	242	242
April	255	263	
May	255	263	
June	255	263	

QUALITY (rolling 12 month period)

	Contract Quantity	Contract Base Number	Contract *	Area Team	Region	England
% of all assessments that were assess and fit appliances (case starts)	12	23	52.2%	56.9%	57.8%	60.1%
% of all assessments that were assess and refuse	1	23	4.3%	18.0%	11.2%	11.3%
% of all assessments that were assess and review	10	23	43.5%	25.0%	31.0%	28.6%
% of case starts with a reported IOTN of 3 and Aesthetic Component of 5 or below	0	12	N/A	0.0%	0.1%	0.1%
% of case starts with a reported IOTN of 3 and Aesthetic Component of 6 or above	0	12	N/A	3.9%	4.1%	4.1%
% of case starts with a reported IOTN of 4	8	12	66.7%	79.7%	76.4%	77.7%
% of case starts with a reported IOTN of 5	4	12	33.3%	15.6%	17.7%	16.8 %
% of concluded courses in receipt of dual-arch fixed appliances	1	1	100.0%	75.8%	69.8%	73.8%
% of concluded courses where treatment was abandoned or discontinued	0	1	0.0%	8.2%	8.3%	7.0%
% of patients satisfied with the treatment they have received	0	0	N/A	98.1%	96.6%	96.0%

* Figures in italics indicate that the base number is less than 100.

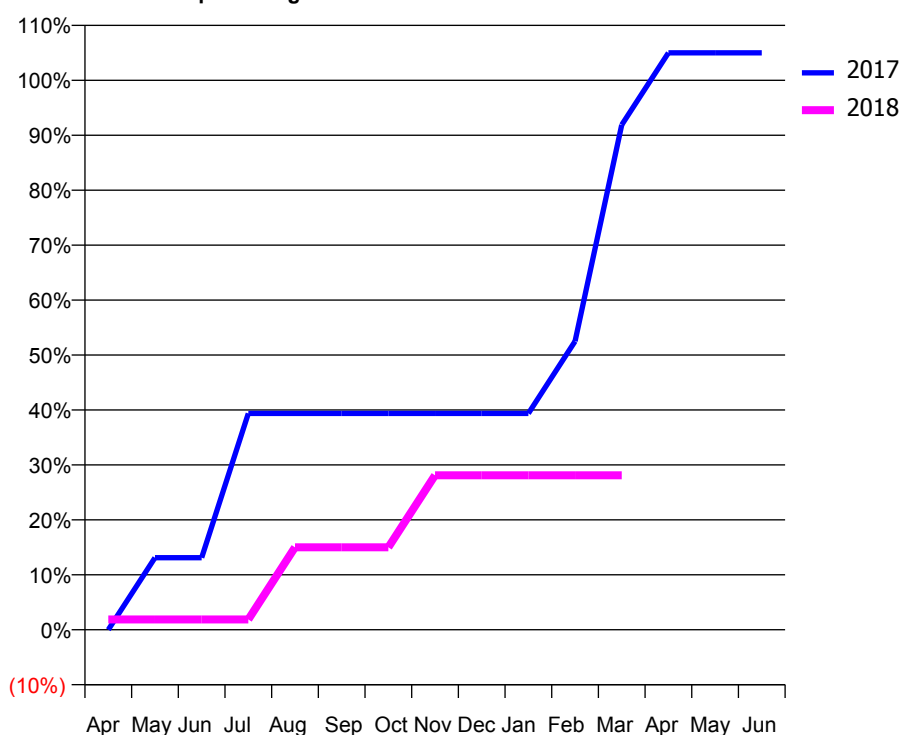
Q60 - Vital Signs Orthodontic At a Glance Contract Report for 107182/0001 - March 2018

Name or company name	Mr Holgate - Green End Dental Practice	17/18 Contracted general activity (UDA)	28,717
Contract type name	GDS Contract	Carry forward general activity (UDA)	832
Purpose of contract	General and Orthodontic	17/18 Contracted orthodontic activity (UOA)	160
Contract start date	01/04/2013	Carry forward orthodontic activity (UOA)	-3
Contract end date		Baseline contract value	£799,490.24

ACCESS	Contract	England and Wales
24 month ratio of assessments to patient IDs	1.00	1.04

ACTIVITY	Contract
Contract assess and fit appliances (case starts) as a percentage of Area Team case starts	0.1 %

Cumulative percentage of contracted UOA delivered 2017 & 2018



Month	Adjusted Scheduled Activity (UOA)		
	2016	2017	2018
April	0	0	3
May	0	21	3
June	0	21	3
July	0	63	3
August	21	63	24
September	42	63	24
October	63	63	24
November	84	63	45
December	84	63	45
January	84	63	45
February	84	84	45
March	84	147	45
April	84	168	
May	84	168	
June	84	168	

QUALITY (rolling 12 month period)

	Contract Quantity	Contract Base Number	Contract *	Area Team	Region	England
% of all assessments that were assess and fit appliances (case starts)	3	3	100.0%	56.9%	57.8%	60.1%
% of all assessments that were assess and refuse	0	3	0.0%	18.0%	11.2%	11.3%
% of all assessments that were assess and review	0	3	0.0%	25.0%	31.0%	28.6%
% of case starts with a reported IOTN of 3 and Aesthetic Component of 5 or below	0	3	N/A	0.0%	0.1%	0.1%
% of case starts with a reported IOTN of 3 and Aesthetic Component of 6 or above	0	3	N/A	3.9%	4.1%	4.1%
% of case starts with a reported IOTN of 4	3	3	100.0%	79.7%	76.4%	77.7%
% of case starts with a reported IOTN of 5	0	3	N/A	15.6%	17.7%	16.8 %
% of concluded courses in receipt of dual-arch fixed appliances	0	1	N/A	75.8%	69.8%	73.8%
% of concluded courses where treatment was abandoned or discontinued	0	1	0.0%	8.2%	8.3%	7.0%
% of patients satisfied with the treatment they have received	1	1	100.0%	98.1%	96.6%	96.0%

* Figures in italics indicate that the base number is less than 100.

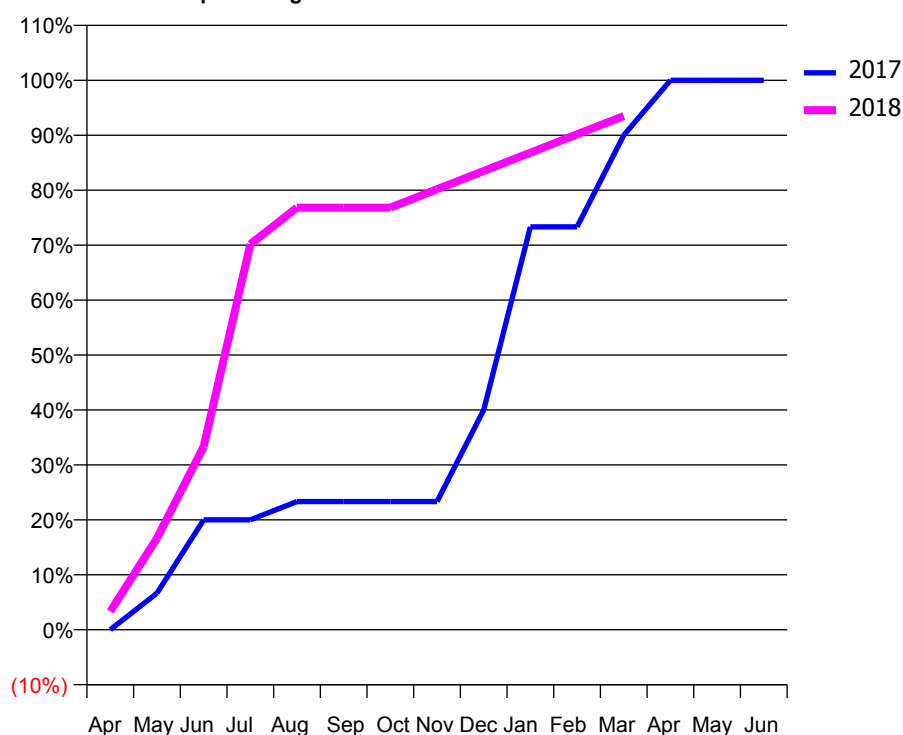
Q60 - Vital Signs Orthodontic At a Glance Contract Report for 107220/0001 - March 2018

Name or company name	Castle View House Dental Practice	17/18 Contracted general activity (UDA)	22,776
Contract type name	GDS Contract	Carry forward general activity (UDA)	-330
Purpose of contract	General and Orthodontic	17/18 Contracted orthodontic activity (UOA)	630
Contract start date	01/04/2014	Carry forward orthodontic activity (UOA)	0
Contract end date		Baseline contract value	£745,746.00

ACCESS	Contract	England and Wales
24 month ratio of assessments to patient IDs	1.00	1.04

ACTIVITY	Contract
Contract assess and fit appliances (case starts) as a percentage of Area Team case starts	0.6 %

Cumulative percentage of contracted UOA delivered 2017 & 2018



Month	Adjusted Scheduled Activity (UOA)		
	2016	2017	2018
April	13	0	21
May	118	42	105
June	223	126	210
July	454	126	442
August	476	147	484
September	519	147	484
October	519	147	484
November	519	147	505
December	540	252	526
January	540	462	547
February	624	462	568
March	624	567	589
April	624	630	
May	624	630	
June	624	630	

QUALITY (rolling 12 month period)

	Contract Quantity	Contract Base Number	Contract *	Area Team	Region	England
% of all assessments that were assess and fit appliances (case starts)	32	33	97.0%	56.9%	57.8%	60.1%
% of all assessments that were assess and refuse	0	33	0.0%	18.0%	11.2%	11.3%
% of all assessments that were assess and review	1	33	3.0%	25.0%	31.0%	28.6%
% of case starts with a reported IOTN of 3 and Aesthetic Component of 5 or below	0	32	N/A	0.0%	0.1%	0.1%
% of case starts with a reported IOTN of 3 and Aesthetic Component of 6 or above	0	32	N/A	3.9%	4.1%	4.1%
% of case starts with a reported IOTN of 4	32	32	100.0%	79.7%	76.4%	77.7%
% of case starts with a reported IOTN of 5	0	32	N/A	15.6%	17.7%	16.8 %
% of concluded courses in receipt of dual-arch fixed appliances	9	10	90.0%	75.8%	69.8%	73.8%
% of concluded courses where treatment was abandoned or discontinued	0	10	0.0%	8.2%	8.3%	7.0%
% of patients satisfied with the treatment they have received	2	2	100.0%	98.1%	96.6%	96.0%

* Figures in italics indicate that the base number is less than 100.

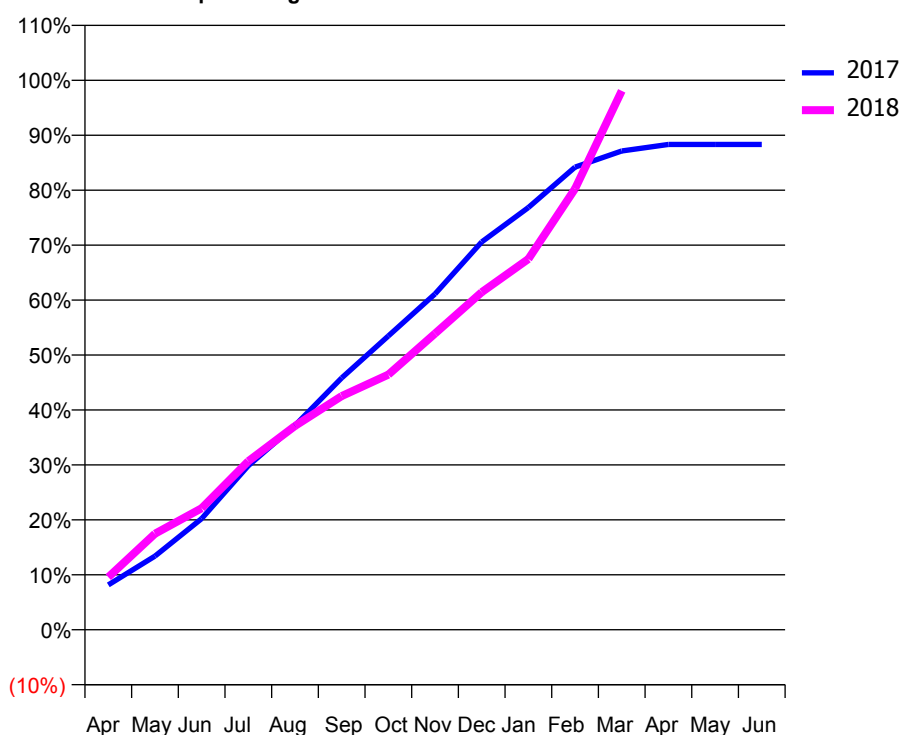
Q60 - Vital Signs Orthodontic At a Glance Contract Report for 111295/0001 - March 2018

Name or company name	Modwena Orthodontics Limited	17/18 Contracted general activity (UDA)	0
Contract type name	PDS Contract	Carry forward general activity (UDA)	0
Purpose of contract	Orthodontic	17/18 Contracted orthodontic activity (UOA)	10,106
Contract start date	01/10/2014	Carry forward orthodontic activity (UOA)	68
Contract end date	31/03/2019	Baseline contract value	£541,997.63

ACCESS	Contract	England and Wales
24 month ratio of assessments to patient IDs	1.03	1.04

ACTIVITY	Contract
Contract assess and fit appliances (case starts) as a percentage of Area Team case starts	9.0 %

Cumulative percentage of contracted UOA delivered 2017 & 2018



Month	Adjusted Scheduled Activity (UOA)		
	2016	2017	2018
April	185	928	968
May	775	1,523	1,768
June	1,244	2,299	2,235
July	2,486	3,393	3,101
August	3,567	4,228	3,748
September	4,729	5,209	4,297
October	5,577	6,077	4,692
November	7,206	6,946	5,447
December	8,537	8,022	6,208
January	9,010	8,735	6,819
February	9,756	9,569	8,111
March	10,110	9,902	9,912
April	10,111	10,038	
May	10,153	10,038	
June	10,156	10,038	

QUALITY (rolling 12 month period)

	Contract Quantity	Contract Base Number	Contract *	Area Team	Region	England
% of all assessments that were assess and fit appliances (case starts)	468	862	54.3%	56.9%	57.8%	60.1%
% of all assessments that were assess and refuse	98	862	11.4%	18.0%	11.2%	11.3%
% of all assessments that were assess and review	296	862	34.3%	25.0%	31.0%	28.6%
% of case starts with a reported IOTN of 3 and Aesthetic Component of 5 or below	0	468	N/A	0.0%	0.1%	0.1%
% of case starts with a reported IOTN of 3 and Aesthetic Component of 6 or above	19	468	4.1%	3.9%	4.1%	4.1%
% of case starts with a reported IOTN of 4	371	468	79.3%	79.7%	76.4%	77.7%
% of case starts with a reported IOTN of 5	77	468	16.5%	15.6%	17.7%	16.8 %
% of concluded courses in receipt of dual-arch fixed appliances	363	404	89.9%	75.8%	69.8%	73.8%
% of concluded courses where treatment was abandoned or discontinued	35	404	8.7%	8.2%	8.3%	7.0%
% of patients satisfied with the treatment they have received	11	12	91.7%	98.1%	96.6%	96.0%

* Figures in italics indicate that the base number is less than 100.

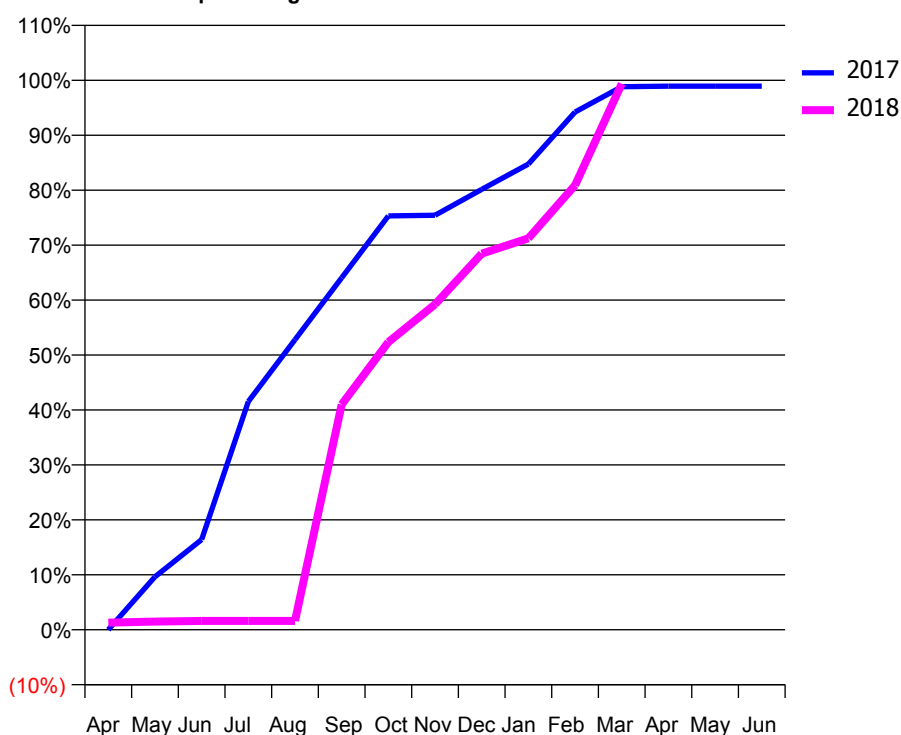
Q60 - Vital Signs Orthodontic At a Glance Contract Report for 121495/0002 - March 2018

Name or company name	The Smileworks Ltd	17/18 Contracted general activity (UDA)	10,000
Contract type name	GDS Contract	Carry forward general activity (UDA)	-136
Purpose of contract	General and Orthodontic	17/18 Contracted orthodontic activity (UOA)	932
Contract start date	01/12/2009	Carry forward orthodontic activity (UOA)	10
Contract end date		Baseline contract value	£316,870.85

ACCESS	Contract	England and Wales
24 month ratio of assessments to patient IDs	1.13	1.04

ACTIVITY	Contract
Contract assess and fit appliances (case starts) as a percentage of Area Team case starts	0.8 %

Cumulative percentage of contracted UOA delivered 2017 & 2018



Month	Adjusted Scheduled Activity (UOA)		
	2016	2017	2018
April	19	0	12
May	40	90	14
June	40	153	15
July	103	387	15
August	145	492	15
September	166	597	382
October	460	702	488
November	481	703	552
December	525	747	638
January	525	790	664
February	714	878	754
March	925	921	926
April	925	922	
May	925	922	
June	925	922	

QUALITY (rolling 12 month period)	Contract Quantity	Contract Base Number	Contract *	Area Team	Region	England
% of all assessments that were assess and fit appliances (case starts)	43	78	55.1%	56.9%	57.8%	60.1%
% of all assessments that were assess and refuse	1	78	1.3%	18.0%	11.2%	11.3%
% of all assessments that were assess and review	34	78	43.6%	25.0%	31.0%	28.6%
% of case starts with a reported IOTN of 3 and Aesthetic Component of 5 or below	0	43	<i>N/A</i>	0.0%	0.1%	0.1%
% of case starts with a reported IOTN of 3 and Aesthetic Component of 6 or above	0	43	<i>N/A</i>	3.9%	4.1%	4.1%
% of case starts with a reported IOTN of 4	40	43	93.0%	79.7%	76.4%	77.7%
% of case starts with a reported IOTN of 5	3	43	7.0%	15.6%	17.7%	16.8 %
% of concluded courses in receipt of dual-arch fixed appliances	14	23	60.9%	75.8%	69.8%	73.8%
% of concluded courses where treatment was abandoned or discontinued	6	23	26.1%	8.2%	8.3%	7.0%
% of patients satisfied with the treatment they have received	1	1	100.0%	98.1%	96.6%	96.0%

* Figures in italics indicate that the base number is less than 100.

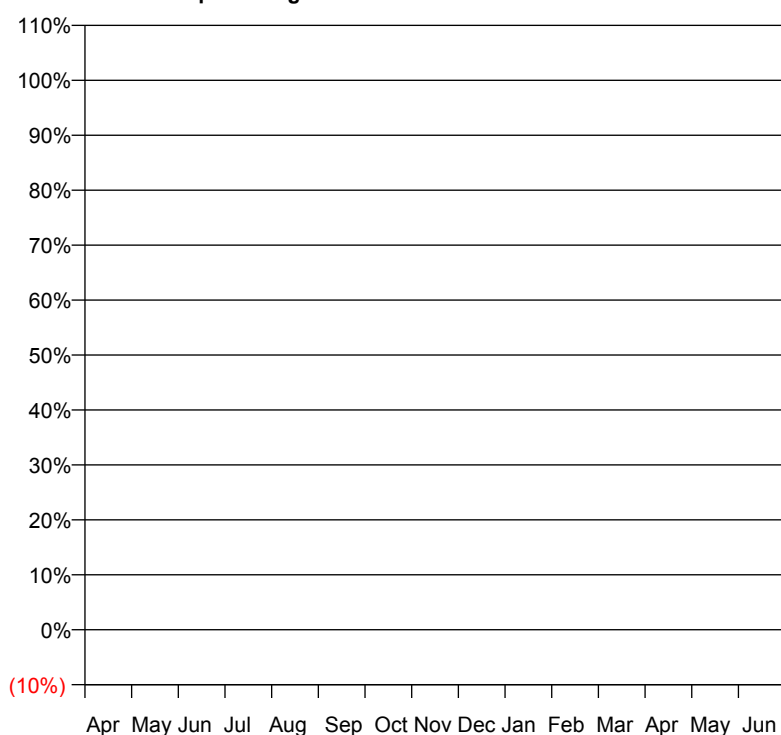
Q60 - Vital Signs Orthodontic At a Glance Contract Report for 133574/0001 - March 2018

Name or company name	The Dividy Road Dental Practice Partnership	17/18 Contracted general activity (UDA)	20,205
Contract type name	GDS Contract	Carry forward general activity (UDA)	9
Purpose of contract	General	17/18 Contracted orthodontic activity (UOA)	0
Contract start date	22/12/2011	Carry forward orthodontic activity (UOA)	0
Contract end date		Baseline contract value	£501,082.39

ACCESS	Contract	England and Wales
24 month ratio of assessments to patient IDs	1.00	1.04

ACTIVITY	Contract
Contract assess and fit appliances (case starts) as a percentage of Area Team case starts	0.0 %

Cumulative percentage of contracted UOA delivered 2017 & 2018



— 2017
— 2018

Month	Adjusted Scheduled Activity (UOA)		
	2016	2017	2018
April	0	0	0
May	0	0	0
June	0	0	0
July	0	0	0
August	0	0	0
September	0	0	0
October	0	0	0
November	0	0	1
December	0	0	1
January	0	0	1
February	0	0	1
March	0	0	1
April	0	0	
May	0	0	
June	0	0	

QUALITY (rolling 12 month period)

	Contract Quantity	Contract Base Number	Contract *	Area Team	Region	England
% of all assessments that were assess and fit appliances (case starts)	0	1	0.0%	56.9%	57.8%	60.1%
% of all assessments that were assess and refuse	0	1	0.0%	18.0%	11.2%	11.3%
% of all assessments that were assess and review	1	1	100.0%	25.0%	31.0%	28.6%
% of case starts with a reported IOTN of 3 and Aesthetic Component of 5 or below	0	0	N/A	0.0%	0.1%	0.1%
% of case starts with a reported IOTN of 3 and Aesthetic Component of 6 or above	0	0	N/A	3.9%	4.1%	4.1%
% of case starts with a reported IOTN of 4	0	0	N/A	79.7%	76.4%	77.7%
% of case starts with a reported IOTN of 5	0	0	N/A	15.6%	17.7%	16.8 %
% of concluded courses in receipt of dual-arch fixed appliances	0	0	N/A	75.8%	69.8%	73.8%
% of concluded courses where treatment was abandoned or discontinued	0	0	N/A	8.2%	8.3%	7.0%
% of patients satisfied with the treatment they have received	0	0	N/A	98.1%	96.6%	96.0%

* Figures in italics indicate that the base number is less than 100.

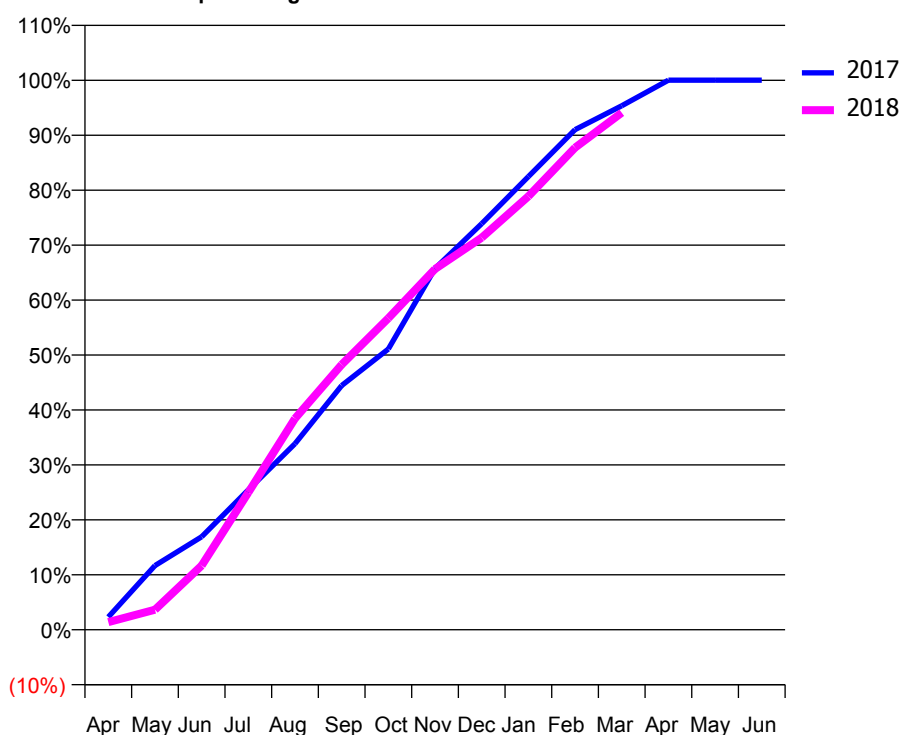
Q60 - Vital Signs Orthodontic At a Glance Contract Report for 134864/0001 - March 2018

Name or company name	ARC Orthodontics Limited	17/18 Contracted general activity (UDA)	0
Contract type name	PDS Contract	Carry forward general activity (UDA)	0
Purpose of contract	Orthodontic	17/18 Contracted orthodontic activity (UOA)	6,500
Contract start date	01/11/2014	Carry forward orthodontic activity (UOA)	-1
Contract end date	31/03/2019	Baseline contract value	£441,375.64

ACCESS	Contract	England and Wales
24 month ratio of assessments to patient IDs	1.02	1.04

ACTIVITY	Contract
Contract assess and fit appliances (case starts) as a percentage of Area Team case starts	5.6 %

Cumulative percentage of contracted UOA delivered 2017 & 2018



Month	Adjusted Scheduled Activity (UOA)		
	2016	2017	2018
April	10	150	90
May	187	759	238
June	478	1,101	759
July	1,107	1,656	1,624
August	1,678	2,201	2,500
September	2,280	2,889	3,137
October	2,685	3,321	3,685
November	3,646	4,273	4,268
December	4,413	4,804	4,639
January	4,817	5,360	5,127
February	5,593	5,915	5,704
March	6,234	6,198	6,116
April	6,538	6,501	
May	6,538	6,501	
June	6,538	6,501	

QUALITY (rolling 12 month period)

	Contract Quantity	Contract Base Number	Contract *	Area Team	Region	England
% of all assessments that were assess and fit appliances (case starts)	290	736	39.4%	56.9%	57.8%	60.1%
% of all assessments that were assess and refuse	372	736	50.5%	18.0%	11.2%	11.3%
% of all assessments that were assess and review	74	736	10.1%	25.0%	31.0%	28.6%
% of case starts with a reported IOTN of 3 and Aesthetic Component of 5 or below	0	290	N/A	0.0%	0.1%	0.1%
% of case starts with a reported IOTN of 3 and Aesthetic Component of 6 or above	24	290	8.3%	3.9%	4.1%	4.1%
% of case starts with a reported IOTN of 4	224	290	77.2%	79.7%	76.4%	77.7%
% of case starts with a reported IOTN of 5	42	290	14.5%	15.6%	17.7%	16.8 %
% of concluded courses in receipt of dual-arch fixed appliances	253	306	82.7%	75.8%	69.8%	73.8%
% of concluded courses where treatment was abandoned or discontinued	28	306	9.2%	8.2%	8.3%	7.0%
% of patients satisfied with the treatment they have received	17	18	94.4%	98.1%	96.6%	96.0%

* Figures in italics indicate that the base number is less than 100.

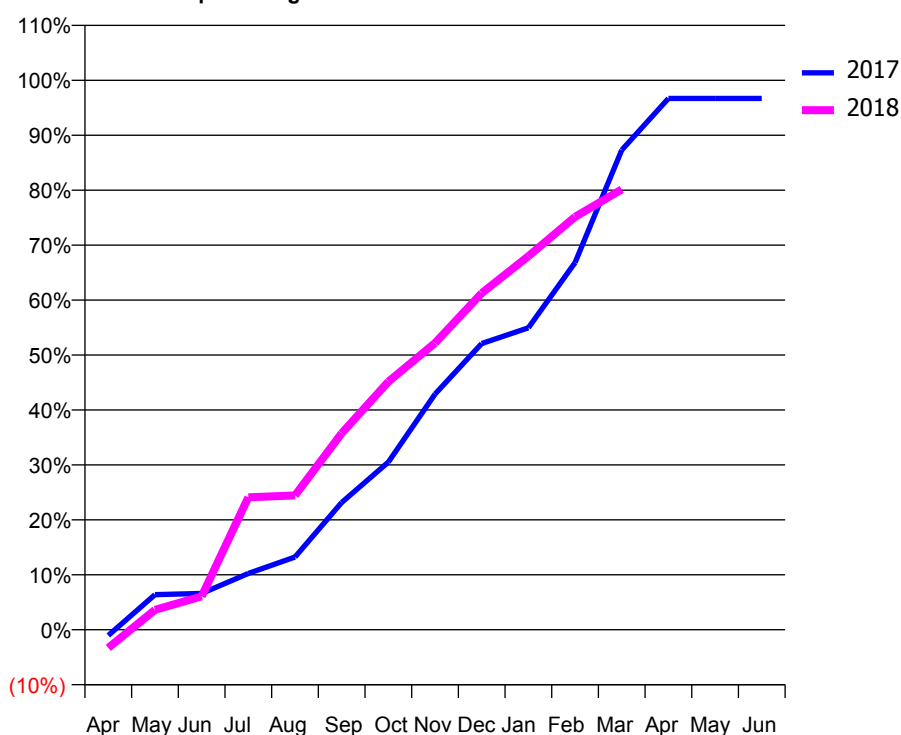
Q60 - Vital Signs Orthodontic At a Glance Contract Report for 139920/0001 - March 2018

Name or company name	Shelton Dental Centre	17/18 Contracted general activity (UDA)	47,905
Contract type name	GDS Contract	Carry forward general activity (UDA)	225
Purpose of contract	General and Orthodontic	17/18 Contracted orthodontic activity (UOA)	937
Contract start date	01/04/2012	Carry forward orthodontic activity (UOA)	31
Contract end date		Baseline contract value	£1,152,203.95

ACCESS	Contract	England and Wales
24 month ratio of assessments to patient IDs	1.04	1.04

ACTIVITY	Contract
Contract assess and fit appliances (case starts) as a percentage of Area Team case starts	0.8 %

Cumulative percentage of contracted UOA delivered 2017 & 2018



Month	Adjusted Scheduled Activity (UOA)		
	2016	2017	2018
April	36	-10	-31
May	148	60	34
June	173	62	57
July	302	96	226
August	472	124	229
September	563	217	335
October	633	286	423
November	679	402	489
December	723	488	574
January	745	515	637
February	750	626	704
March	837	818	751
April	925	906	
May	904	906	
June	904	906	

QUALITY (rolling 12 month period)	Contract Quantity	Contract Base Number	Contract *	Area Team	Region	England
% of all assessments that were assess and fit appliances (case starts)	40	70	57.1%	56.9%	57.8%	60.1%
% of all assessments that were assess and refuse	7	70	10.0%	18.0%	11.2%	11.3%
% of all assessments that were assess and review	23	70	32.9%	25.0%	31.0%	28.6%
% of case starts with a reported IOTN of 3 and Aesthetic Component of 5 or below	0	40	N/A	0.0%	0.1%	0.1%
% of case starts with a reported IOTN of 3 and Aesthetic Component of 6 or above	0	40	N/A	3.9%	4.1%	4.1%
% of case starts with a reported IOTN of 4	35	40	87.5%	79.7%	76.4%	77.7%
% of case starts with a reported IOTN of 5	0	40	N/A	15.6%	17.7%	16.8 %
% of concluded courses in receipt of dual-arch fixed appliances	22	22	100.0%	75.8%	69.8%	73.8%
% of concluded courses where treatment was abandoned or discontinued	0	22	0.0%	8.2%	8.3%	7.0%
% of patients satisfied with the treatment they have received	2	2	100.0%	98.1%	96.6%	96.0%

* Figures in italics indicate that the base number is less than 100.

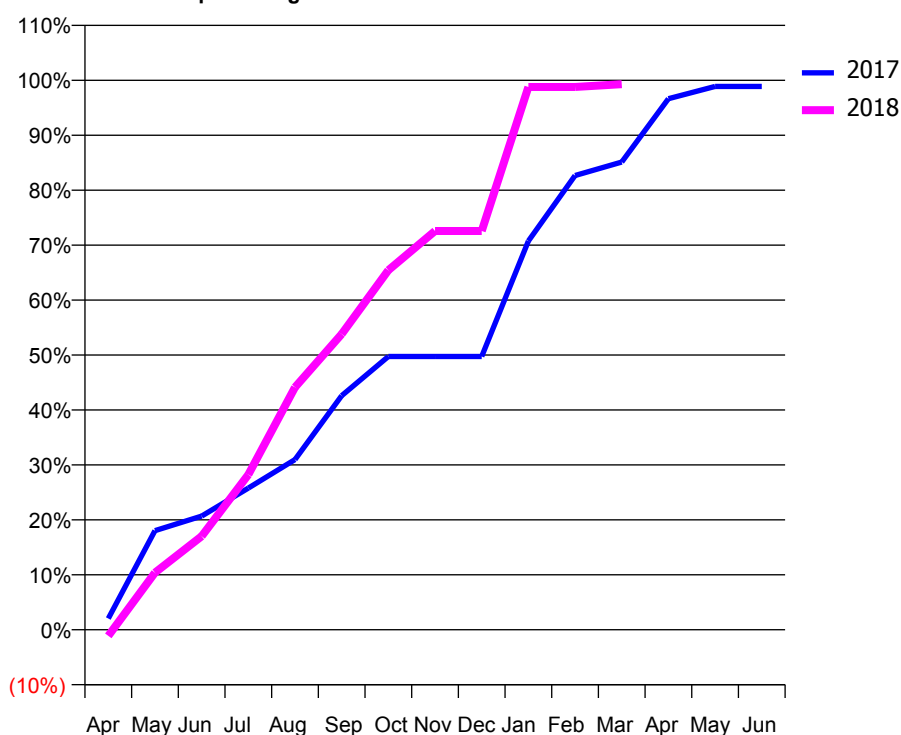
Q60 - Vital Signs Orthodontic At a Glance Contract Report for 140015/0001 - March 2018

Name or company name	Shropshire Dental Limited	17/18 Contracted general activity (UDA)	15,278
Contract type name	GDS Contract	Carry forward general activity (UDA)	0
Purpose of contract	General and Orthodontic	17/18 Contracted orthodontic activity (UOA)	981
Contract start date	01/10/2014	Carry forward orthodontic activity (UOA)	11
Contract end date		Baseline contract value	£440,181.31

ACCESS	Contract	England and Wales
24 month ratio of assessments to patient IDs	1.02	1.04

ACTIVITY	Contract
Contract assess and fit appliances (case starts) as a percentage of Area Team case starts	1.0 %

Cumulative percentage of contracted UOA delivered 2017 & 2018



Month	Adjusted Scheduled Activity (UOA)		
	2016	2017	2018
April	20	20	-11
May	119	177	102
June	231	203	167
July	318	253	277
August	472	304	433
September	589	418	528
October	679	488	642
November	847	488	712
December	918	488	712
January	945	694	969
February	1,032	811	969
March	1,032	835	974
April	1,032	948	
May	1,032	970	
June	1,032	970	

QUALITY (rolling 12 month period)

	Contract Quantity	Contract Base Number	Contract *	Area Team	Region	England
% of all assessments that were assess and fit appliances (case starts)	51	135	37.8%	56.9%	57.8%	60.1%
% of all assessments that were assess and refuse	36	135	26.7%	18.0%	11.2%	11.3%
% of all assessments that were assess and review	48	135	35.6%	25.0%	31.0%	28.6%
% of case starts with a reported IOTN of 3 and Aesthetic Component of 5 or below	0	51	<i>N/A</i>	0.0%	0.1%	0.1%
% of case starts with a reported IOTN of 3 and Aesthetic Component of 6 or above	1	51	2.0%	3.9%	4.1%	4.1%
% of case starts with a reported IOTN of 4	45	51	88.2%	79.7%	76.4%	77.7%
% of case starts with a reported IOTN of 5	5	51	9.8%	15.6%	17.7%	16.8%
% of concluded courses in receipt of dual-arch fixed appliances	12	14	85.7%	75.8%	69.8%	73.8%
% of concluded courses where treatment was abandoned or discontinued	2	14	14.3%	8.2%	8.3%	7.0%
% of patients satisfied with the treatment they have received	1	1	100.0%	98.1%	96.6%	96.0%

* Figures in italics indicate that the base number is less than 100.

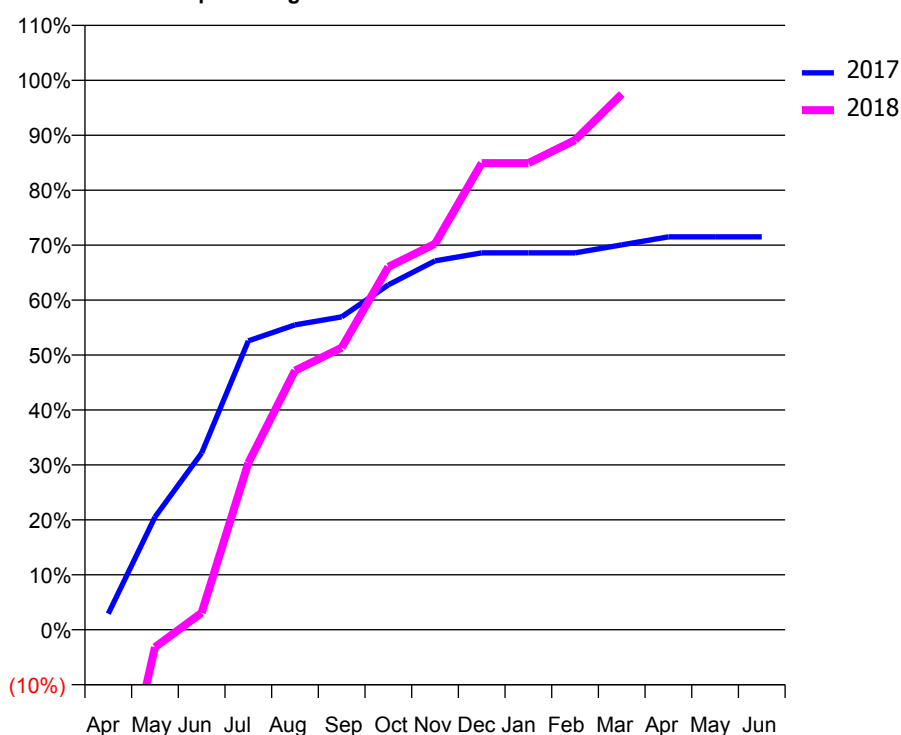
Q60 - Vital Signs Orthodontic At a Glance Contract Report for 140392/0001 - March 2018

Name or company name	Regency House Dental Practice Ltd	17/18 Contracted general activity (UDA)	14,694
Contract type name	GDS Contract	Carry forward general activity (UDA)	71
Purpose of contract	General and Orthodontic	17/18 Contracted orthodontic activity (UOA)	1,001
Contract start date	01/04/2008	Carry forward orthodontic activity (UOA)	411
Contract end date		Baseline contract value	£455,087.13

ACCESS	Contract	England and Wales
24 month ratio of assessments to patient IDs	1.01	1.04

ACTIVITY	Contract
Contract assess and fit appliances (case starts) as a percentage of Area Team case starts	1.3 %

Cumulative percentage of contracted UOA delivered 2017 & 2018



Month	Adjusted Scheduled Activity (UOA)		
	2016	2017	2018
April	27	42	-410
May	39	296	-32
June	282	464	31
July	714	758	304
August	800	800	472
September	887	821	514
October	1,098	905	661
November	1,124	968	703
December	1,125	989	850
January	1,125	989	850
February	1,125	989	892
March	1,125	1,010	976
April	1,125	1,031	
May	1,125	1,031	
June	1,125	1,031	

QUALITY (rolling 12 month period)

	Contract Quantity	Contract Base Number	Contract *	Area Team	Region	England
% of all assessments that were assess and fit appliances (case starts)	67	68	98.5%	56.9%	57.8%	60.1%
% of all assessments that were assess and refuse	0	68	0.0%	18.0%	11.2%	11.3%
% of all assessments that were assess and review	1	68	1.5%	25.0%	31.0%	28.6%
% of case starts with a reported IOTN of 3 and Aesthetic Component of 5 or below	0	67	N/A	0.0%	0.1%	0.1%
% of case starts with a reported IOTN of 3 and Aesthetic Component of 6 or above	0	67	N/A	3.9%	4.1%	4.1%
% of case starts with a reported IOTN of 4	66	67	98.5%	79.7%	76.4%	77.7%
% of case starts with a reported IOTN of 5	1	67	1.5%	15.6%	17.7%	16.8 %
% of concluded courses in receipt of dual-arch fixed appliances	47	58	81.0%	75.8%	69.8%	73.8%
% of concluded courses where treatment was abandoned or discontinued	6	58	10.3%	8.2%	8.3%	7.0%
% of patients satisfied with the treatment they have received	2	2	100.0%	98.1%	96.6%	96.0%

* Figures in italics indicate that the base number is less than 100.

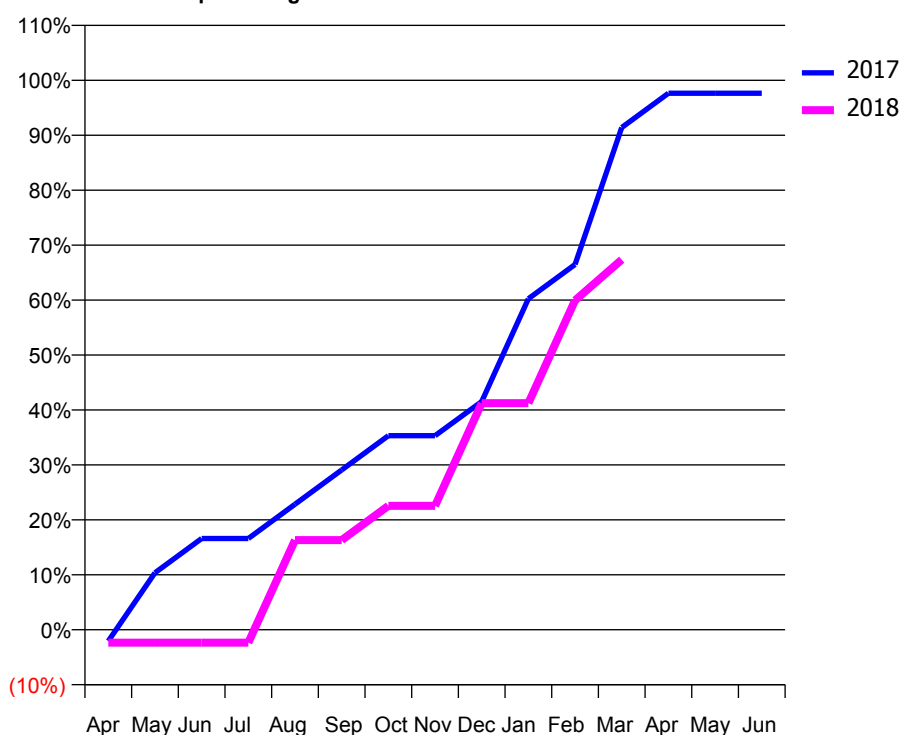
Q60 - Vital Signs Orthodontic At a Glance Contract Report for 141585/0002 - March 2018

Name or company name	Shifnal Dental Practice	17/18 Contracted general activity (UDA)	0
Contract type name	GDS Contract	Carry forward general activity (UDA)	0
Purpose of contract	Orthodontic	17/18 Contracted orthodontic activity (UOA)	337
Contract start date	01/06/2008	Carry forward orthodontic activity (UOA)	8
Contract end date		Baseline contract value	£22,781.20

ACCESS	Contract	England and Wales
24 month ratio of assessments to patient IDs	1.00	1.04

ACTIVITY	Contract
Contract assess and fit appliances (case starts) as a percentage of Area Team case starts	0.3 %

Cumulative percentage of contracted UOA delivered 2017 & 2018



Month	Adjusted Scheduled Activity (UOA)		
	2016	2017	2018
April	0	-7	-8
May	105	35	-8
June	105	56	-8
July	190	56	-8
August	211	77	55
September	232	98	55
October	274	119	76
November	295	119	76
December	316	140	139
January	337	203	139
February	337	224	202
March	337	308	227
April	337	329	
May	379	329	
June	400	329	

QUALITY (rolling 12 month period)

	Contract Quantity	Contract Base Number	Contract *	Area Team	Region	England
% of all assessments that were assess and fit appliances (case starts)	13	13	100.0%	56.9%	57.8%	60.1%
% of all assessments that were assess and refuse	0	13	0.0%	18.0%	11.2%	11.3%
% of all assessments that were assess and review	0	13	0.0%	25.0%	31.0%	28.6%
% of case starts with a reported IOTN of 3 and Aesthetic Component of 5 or below	0	13	N/A	0.0%	0.1%	0.1%
% of case starts with a reported IOTN of 3 and Aesthetic Component of 6 or above	0	13	N/A	3.9%	4.1%	4.1%
% of case starts with a reported IOTN of 4	12	13	92.3%	79.7%	76.4%	77.7%
% of case starts with a reported IOTN of 5	1	13	7.7%	15.6%	17.7%	16.8 %
% of concluded courses in receipt of dual-arch fixed appliances	0	13	N/A	75.8%	69.8%	73.8%
% of concluded courses where treatment was abandoned or discontinued	1	13	7.7%	8.2%	8.3%	7.0%
% of patients satisfied with the treatment they have received	0	0	N/A	98.1%	96.6%	96.0%

* Figures in italics indicate that the base number is less than 100.

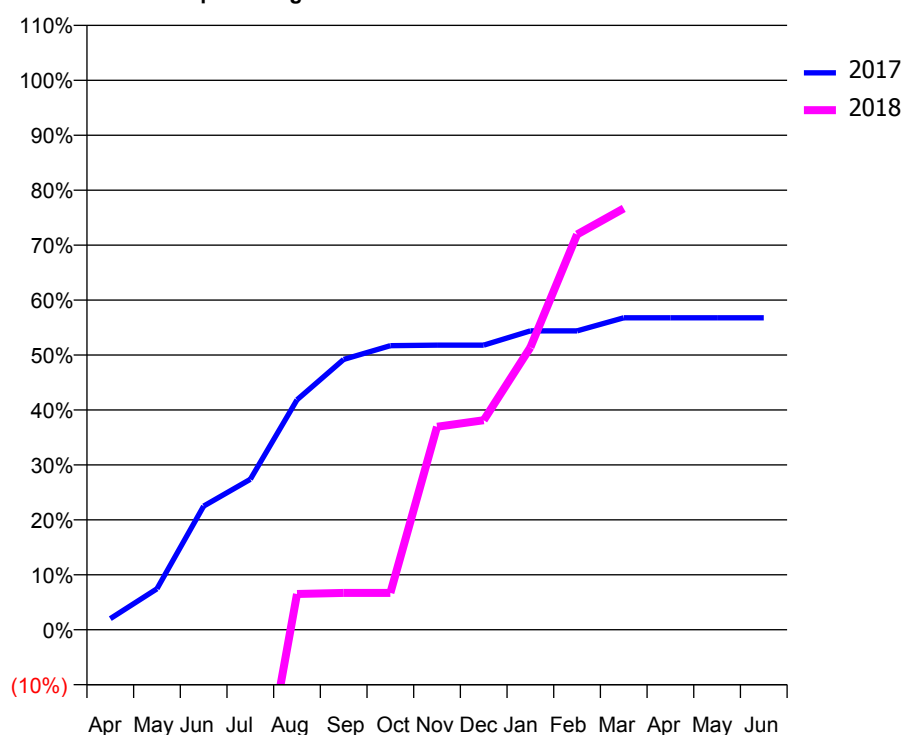
Q60 - Vital Signs Orthodontic At a Glance Contract Report for 148423/0001 - March 2018

Name or company name	Kinver Dental and Implant Surgery	17/18 Contracted general activity (UDA)	7,076
Contract type name	GDS Contract	Carry forward general activity (UDA)	-1
Purpose of contract	General and Orthodontic	17/18 Contracted orthodontic activity (UOA)	506
Contract start date	05/01/2015	Carry forward orthodontic activity (UOA)	382
Contract end date		Baseline contract value	£187,975.64

ACCESS	Contract	England and Wales
24 month ratio of assessments to patient IDs	1.09	1.04

ACTIVITY	Contract
Contract assess and fit appliances (case starts) as a percentage of Area Team case starts	0.7 %

Cumulative percentage of contracted UOA delivered 2017 & 2018



Month	Adjusted Scheduled Activity (UOA)		
	2016	2017	2018
April	31	18	-382
May	142	66	-357
June	186	199	-357
July	235	242	-206
August	259	370	33
September	387	435	34
October	407	457	34
November	470	458	187
December	471	458	193
January	471	481	260
February	474	481	364
March	496	502	388
April	499	502	
May	499	502	
June	499	502	

QUALITY (rolling 12 month period)

	Contract Quantity	Contract Base Number	Contract *	Area Team	Region	England
% of all assessments that were assess and fit appliances (case starts)	38	73	52.1%	56.9%	57.8%	60.1%
% of all assessments that were assess and refuse	14	73	19.2%	18.0%	11.2%	11.3%
% of all assessments that were assess and review	21	73	28.8%	25.0%	31.0%	28.6%
% of case starts with a reported IOTN of 3 and Aesthetic Component of 5 or below	0	38	N/A	0.0%	0.1%	0.1%
% of case starts with a reported IOTN of 3 and Aesthetic Component of 6 or above	8	38	21.1%	3.9%	4.1%	4.1%
% of case starts with a reported IOTN of 4	30	38	78.9%	79.7%	76.4%	77.7%
% of case starts with a reported IOTN of 5	0	38	N/A	15.6%	17.7%	16.8 %
% of concluded courses in receipt of dual-arch fixed appliances	9	11	81.8%	75.8%	69.8%	73.8%
% of concluded courses where treatment was abandoned or discontinued	1	11	9.1%	8.2%	8.3%	7.0%
% of patients satisfied with the treatment they have received	1	1	100.0%	98.1%	96.6%	96.0%

* Figures in italics indicate that the base number is less than 100.

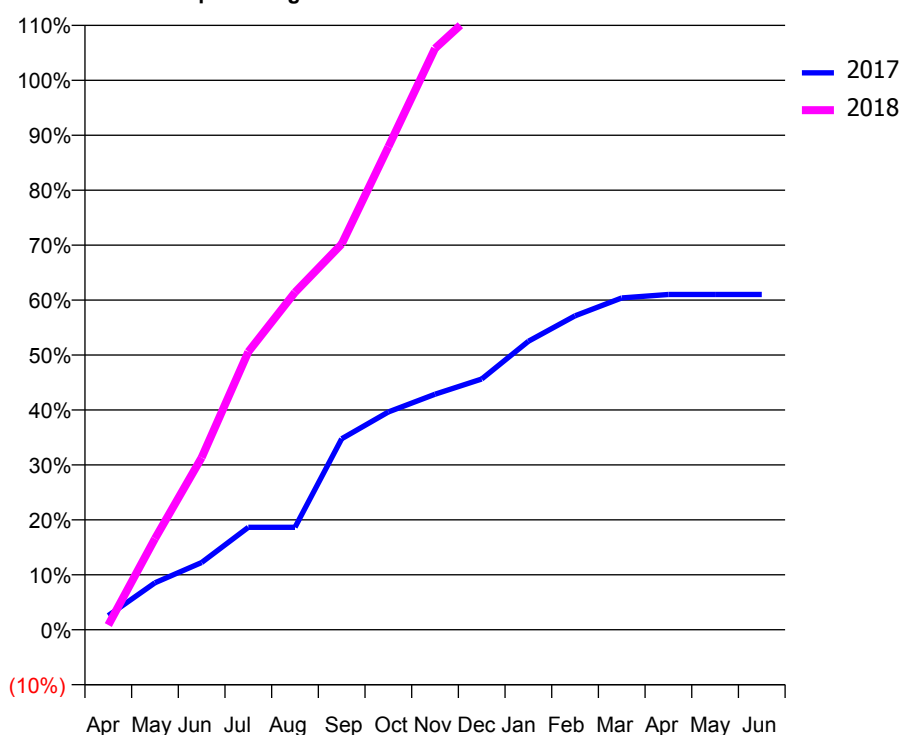
Q60 - Vital Signs Orthodontic At a Glance Contract Report for 152455/0001 - March 2018

Name or company name	Stoke Orthodontic Services Limited	17/18 Contracted general activity (UDA)	0
Contract type name	PDS Contract	Carry forward general activity (UDA)	0
Purpose of contract	Orthodontic	17/18 Contracted orthodontic activity (UOA)	17,205
Contract start date	17/03/2010	Carry forward orthodontic activity (UOA)	-150
Contract end date	31/03/2019	Baseline contract value	£1,051,663.41

ACCESS	Contract	England and Wales
24 month ratio of assessments to patient IDs	1.03	1.04

ACTIVITY	Contract
Contract assess and fit appliances (case starts) as a percentage of Area Team case starts	24.9 %

Cumulative percentage of contracted UOA delivered 2017 & 2018



Month	Adjusted Scheduled Activity (UOA)		
	2016	2017	2018
April	203	732	150
May	1,277	2,436	2,852
June	2,246	3,485	5,393
July	4,521	5,301	8,703
August	5,335	5,301	10,564
September	6,877	9,885	12,078
October	8,072	11,271	15,121
November	10,530	12,194	18,201
December	12,563	12,976	19,534
January	13,586	14,932	21,419
February	16,036	16,252	22,368
March	17,188	17,175	27,542
April	17,422	17,355	
May	17,422	17,355	
June	17,422	17,355	

QUALITY (rolling 12 month period)

	Contract Quantity	Contract Base Number	Contract *	Area Team	Region	England
% of all assessments that were assess and fit appliances (case starts)	1,290	1,931	66.8%	56.9%	57.8%	60.1%
% of all assessments that were assess and refuse	289	1,931	15.0%	18.0%	11.2%	11.3%
% of all assessments that were assess and review	352	1,931	18.2%	25.0%	31.0%	28.6%
% of case starts with a reported IOTN of 3 and Aesthetic Component of 5 or below	2	1,290	0.2%	0.0%	0.1%	0.1%
% of case starts with a reported IOTN of 3 and Aesthetic Component of 6 or above	78	1,290	6.0%	3.9%	4.1%	4.1%
% of case starts with a reported IOTN of 4	972	1,290	75.3%	79.7%	76.4%	77.7%
% of case starts with a reported IOTN of 5	235	1,290	18.2%	15.6%	17.7%	16.8 %
% of concluded courses in receipt of dual-arch fixed appliances	724	869	83.3%	75.8%	69.8%	73.8%
% of concluded courses where treatment was abandoned or discontinued	121	869	13.9%	8.2%	8.3%	7.0%
% of patients satisfied with the treatment they have received	20	21	95.2%	98.1%	96.6%	96.0%

* Figures in italics indicate that the base number is less than 100.

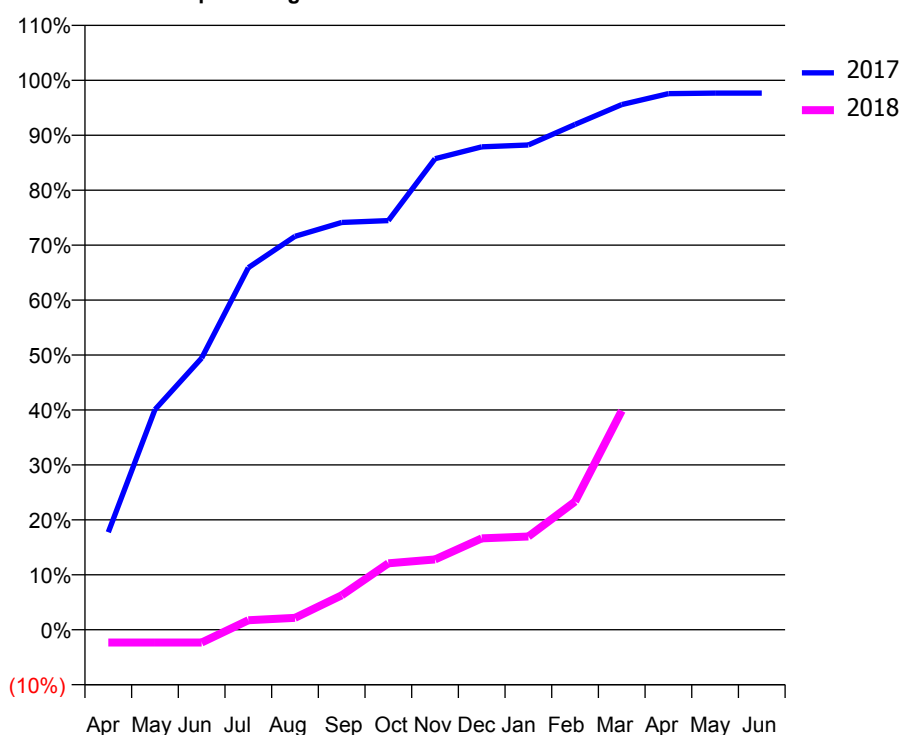
Q60 - Vital Signs Orthodontic At a Glance Contract Report for 159263/0001 - March 2018

Name or company name	Smile Design Shropshire Ltd	17/18 Contracted general activity (UDA)	0
Contract type name	PDS Contract	Carry forward general activity (UDA)	0
Purpose of contract	Orthodontic	17/18 Contracted orthodontic activity (UOA)	1,149
Contract start date	01/04/2008	Carry forward orthodontic activity (UOA)	27
Contract end date	31/03/2019	Baseline contract value	£77,889.92

ACCESS	Contract	England and Wales
24 month ratio of assessments to patient IDs	1.02	1.04

ACTIVITY	Contract
Contract assess and fit appliances (case starts) as a percentage of Area Team case starts	0.5 %

Cumulative percentage of contracted UOA delivered 2017 & 2018



Month	Adjusted Scheduled Activity (UOA)		
	2016	2017	2018
April	-23	205	-27
May	-19	463	-27
June	-14	571	-27
July	104	761	20
August	196	827	25
September	205	856	72
October	408	860	139
November	454	990	147
December	778	1,015	191
January	825	1,019	195
February	985	1,062	268
March	1,076	1,104	458
April	1,120	1,127	
May	1,145	1,128	
June	1,145	1,128	

QUALITY (rolling 12 month period)

	Contract Quantity	Contract Base Number	Contract *	Area Team	Region	England
% of all assessments that were assess and fit appliances (case starts)	25	62	40.3%	56.9%	57.8%	60.1%
% of all assessments that were assess and refuse	20	62	32.3%	18.0%	11.2%	11.3%
% of all assessments that were assess and review	17	62	27.4%	25.0%	31.0%	28.6%
% of case starts with a reported IOTN of 3 and Aesthetic Component of 5 or below	0	25	<i>N/A</i>	0.0%	0.1%	0.1%
% of case starts with a reported IOTN of 3 and Aesthetic Component of 6 or above	4	25	16.0%	3.9%	4.1%	4.1%
% of case starts with a reported IOTN of 4	16	25	64.0%	79.7%	76.4%	77.7%
% of case starts with a reported IOTN of 5	5	25	20.0%	15.6%	17.7%	16.8 %
% of concluded courses in receipt of dual-arch fixed appliances	70	79	88.6%	75.8%	69.8%	73.8%
% of concluded courses where treatment was abandoned or discontinued	5	79	6.3%	8.2%	8.3%	7.0%
% of patients satisfied with the treatment they have received	1	1	100.0%	98.1%	96.6%	96.0%

* Figures in italics indicate that the base number is less than 100.

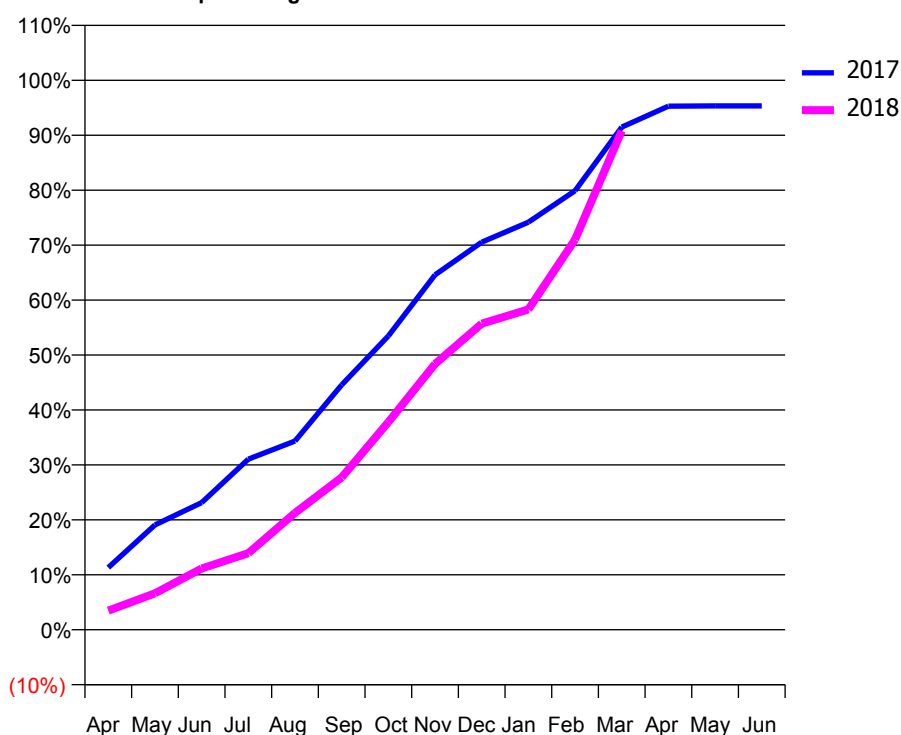
Q60 - Vital Signs Orthodontic At a Glance Contract Report for 181110/0004 - March 2018

Name or company name	IDH Limited	17/18 Contracted general activity (UDA)	25,040
Contract type name	GDS Contract	Carry forward general activity (UDA)	227
Purpose of contract	General and Orthodontic	17/18 Contracted orthodontic activity (UOA)	2,792
Contract start date	01/08/2008	Carry forward orthodontic activity (UOA)	0
Contract end date		Baseline contract value	£787,632.41

ACCESS	Contract	England and Wales
24 month ratio of assessments to patient IDs	1.01	1.04

ACTIVITY	Contract
Contract assess and fit appliances (case starts) as a percentage of Area Team case starts	2.3 %

Cumulative percentage of contracted UOA delivered 2017 & 2018



Month	Adjusted Scheduled Activity (UOA)		
	2016	2017	2018
April	90	316	97
May	456	533	185
June	613	646	311
July	958	867	389
August	1,227	959	594
September	1,461	1,244	774
October	1,671	1,493	1,055
November	1,818	1,803	1,351
December	2,107	1,969	1,555
January	2,253	2,071	1,628
February	2,682	2,231	1,983
March	2,794	2,554	2,535
April	2,799	2,660	
May	2,799	2,662	
June	2,799	2,662	

QUALITY (rolling 12 month period)	Contract Quantity	Contract Base Number	Contract *	Area Team	Region	England
% of all assessments that were assess and fit appliances (case starts)	118	349	33.8%	56.9%	57.8%	60.1%
% of all assessments that were assess and refuse	142	349	40.7%	18.0%	11.2%	11.3%
% of all assessments that were assess and review	89	349	25.5%	25.0%	31.0%	28.6%
% of case starts with a reported IOTN of 3 and Aesthetic Component of 5 or below	0	118	N/A	0.0%	0.1%	0.1%
% of case starts with a reported IOTN of 3 and Aesthetic Component of 6 or above	4	118	3.4%	3.9%	4.1%	4.1%
% of case starts with a reported IOTN of 4	101	118	85.6%	79.7%	76.4%	77.7%
% of case starts with a reported IOTN of 5	11	118	9.3%	15.6%	17.7%	16.8 %
% of concluded courses in receipt of dual-arch fixed appliances	88	96	91.7%	75.8%	69.8%	73.8%
% of concluded courses where treatment was abandoned or discontinued	5	96	5.2%	8.2%	8.3%	7.0%
% of patients satisfied with the treatment they have received	2	2	100.0%	98.1%	96.6%	96.0%

* Figures in italics indicate that the base number is less than 100.

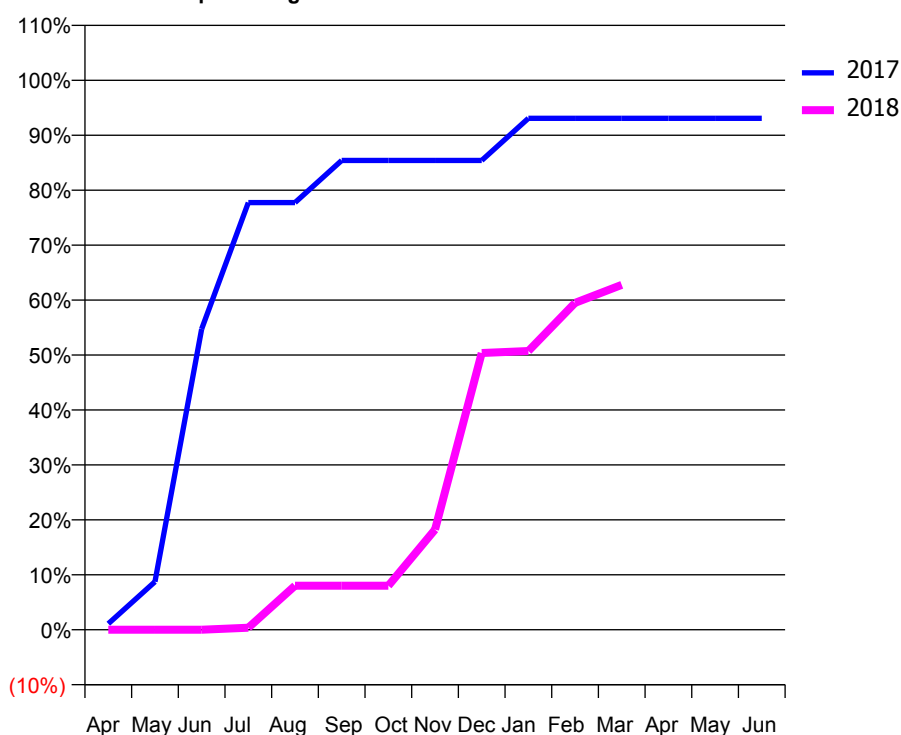
Q60 - Vital Signs Orthodontic At a Glance Contract Report for 188239/0001 - March 2018

Name or company name	Dr J S Jandu and Ms K K Bhambra	17/18 Contracted general activity (UDA)	6,309
Contract type name	GDS Contract	Carry forward general activity (UDA)	-112
Purpose of contract	General and Orthodontic	17/18 Contracted orthodontic activity (UOA)	274
Contract start date	01/12/2009	Carry forward orthodontic activity (UOA)	0
Contract end date		Baseline contract value	£172,713.94

ACCESS	Contract	England and Wales
24 month ratio of assessments to patient IDs	1.20	1.04

ACTIVITY	Contract
Contract assess and fit appliances (case starts) as a percentage of Area Team case starts	0.1 %

Cumulative percentage of contracted UOA delivered 2017 & 2018



Month	Adjusted Scheduled Activity (UOA)		
	2016	2017	2018
April	18	3	0
May	18	24	0
June	18	150	0
July	44	213	1
August	44	213	22
September	44	234	22
October	88	234	22
November	130	234	50
December	130	234	138
January	130	255	139
February	130	255	163
March	172	255	172
April	277	255	
May	277	255	
June	277	255	

QUALITY (rolling 12 month period)

	Contract Quantity	Contract Base Number	Contract *	Area Team	Region	England
% of all assessments that were assess and fit appliances (case starts)	7	36	19.4%	56.9%	57.8%	60.1%
% of all assessments that were assess and refuse	3	36	8.3%	18.0%	11.2%	11.3%
% of all assessments that were assess and review	26	36	72.2%	25.0%	31.0%	28.6%
% of case starts with a reported IOTN of 3 and Aesthetic Component of 5 or below	0	7	N/A	0.0%	0.1%	0.1%
% of case starts with a reported IOTN of 3 and Aesthetic Component of 6 or above	0	7	N/A	3.9%	4.1%	4.1%
% of case starts with a reported IOTN of 4	5	7	71.4%	79.7%	76.4%	77.7%
% of case starts with a reported IOTN of 5	2	7	28.6%	15.6%	17.7%	16.8 %
% of concluded courses in receipt of dual-arch fixed appliances	0	1	N/A	75.8%	69.8%	73.8%
% of concluded courses where treatment was abandoned or discontinued	0	1	0.0%	8.2%	8.3%	7.0%
% of patients satisfied with the treatment they have received	0	0	N/A	98.1%	96.6%	96.0%

* Figures in italics indicate that the base number is less than 100.

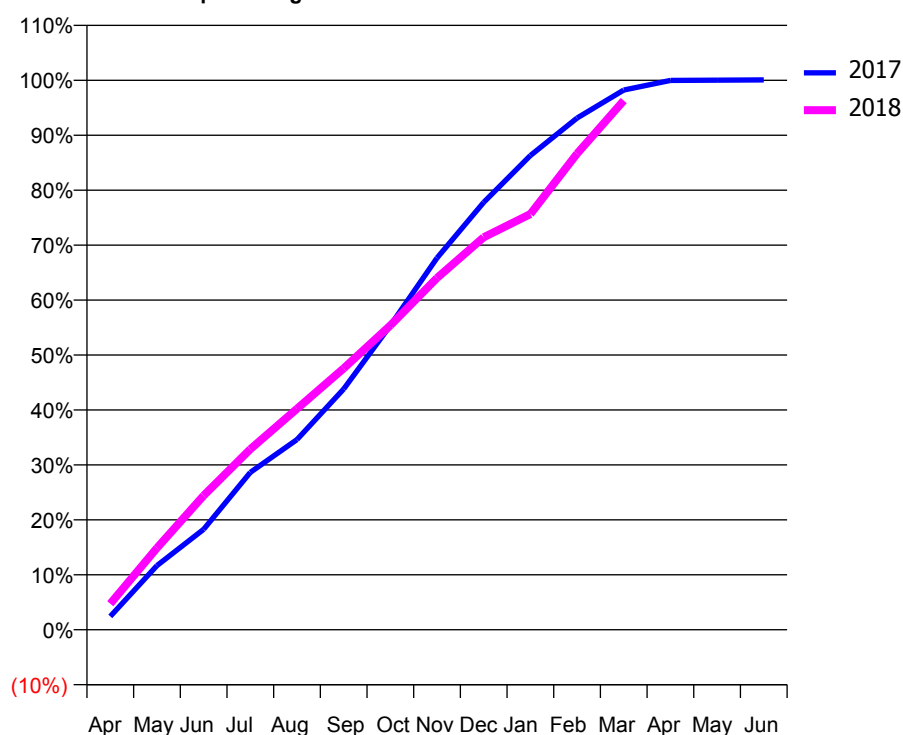
Q60 - Vital Signs Orthodontic At a Glance Contract Report for 193968/0001 - March 2018

Name or company name	Madeley Practice Ltd	17/18 Contracted general activity (UDA)	0
Contract type name	PDS Contract	Carry forward general activity (UDA)	0
Purpose of contract	Orthodontic	17/18 Contracted orthodontic activity (UOA)	11,508
Contract start date	01/10/2014	Carry forward orthodontic activity (UOA)	-8
Contract end date	31/03/2019	Baseline contract value	£719,671.20

ACCESS	Contract	England and Wales
24 month ratio of assessments to patient IDs	1.02	1.04

ACTIVITY	Contract
Contract assess and fit appliances (case starts) as a percentage of Area Team case starts	10.3 %

Cumulative percentage of contracted UOA delivered 2017 & 2018



Month	Adjusted Scheduled Activity (UOA)		
	2016	2017	2018
April	370	281	546
May	1,364	1,346	1,714
June	1,974	2,105	2,812
July	3,051	3,296	3,784
August	3,789	3,984	4,630
September	4,595	5,043	5,474
October	5,560	6,375	6,373
November	6,305	7,786	7,367
December	7,158	8,953	8,221
January	7,624	9,932	8,705
February	8,912	10,717	9,971
March	9,794	11,302	11,083
April	10,095	11,505	
May	10,138	11,510	
June	10,142	11,516	

QUALITY (rolling 12 month period)

	Contract Quantity	Contract Base Number	Contract *	Area Team	Region	England
% of all assessments that were assess and fit appliances (case starts)	534	895	59.7%	56.9%	57.8%	60.1%
% of all assessments that were assess and refuse	50	895	5.6%	18.0%	11.2%	11.3%
% of all assessments that were assess and review	311	895	34.7%	25.0%	31.0%	28.6%
% of case starts with a reported IOTN of 3 and Aesthetic Component of 5 or below	0	534	N/A	0.0%	0.1%	0.1%
% of case starts with a reported IOTN of 3 and Aesthetic Component of 6 or above	20	534	3.7%	3.9%	4.1%	4.1%
% of case starts with a reported IOTN of 4	432	534	80.9%	79.7%	76.4%	77.7%
% of case starts with a reported IOTN of 5	81	534	15.2%	15.6%	17.7%	16.8 %
% of concluded courses in receipt of dual-arch fixed appliances	315	375	84.0%	75.8%	69.8%	73.8%
% of concluded courses where treatment was abandoned or discontinued	23	375	6.1%	8.2%	8.3%	7.0%
% of patients satisfied with the treatment they have received	13	13	100.0%	98.1%	96.6%	96.0%

* Figures in italics indicate that the base number is less than 100.

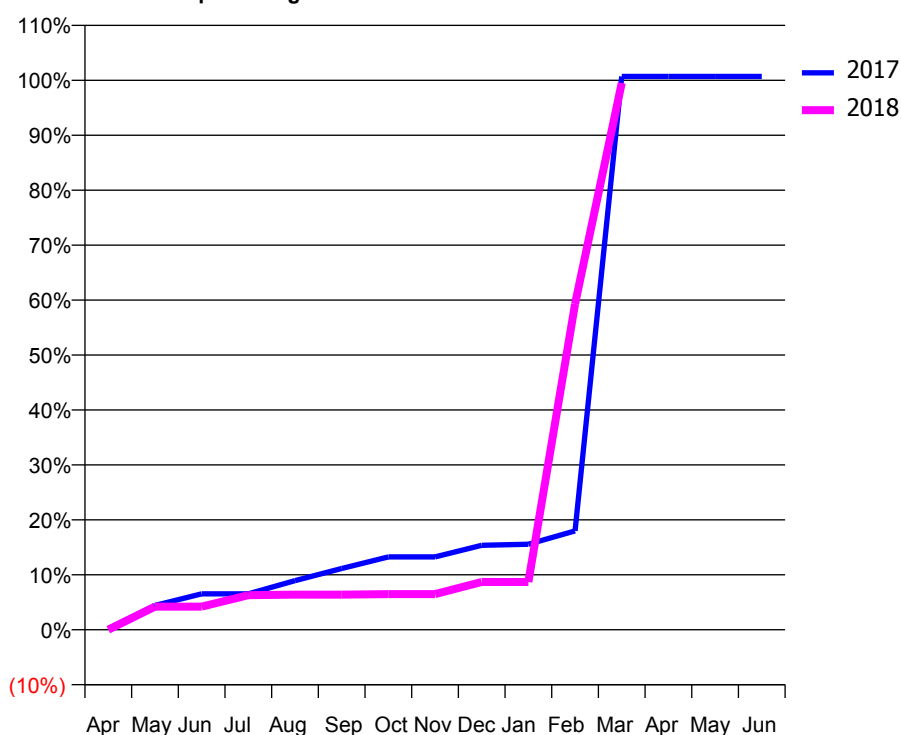
Q60 - Vital Signs Orthodontic At a Glance Contract Report for 195170/0001 - March 2018

Name or company name	Station House Dental Practice (Telford) Ltd.	17/18 Contracted general activity (UDA)	39,000
Contract type name	Pilot Contract	Carry forward general activity (UDA)	0
Purpose of contract	General and Orthodontic	17/18 Contracted orthodontic activity (UOA)	1,000
Contract start date	01/12/2009	Carry forward orthodontic activity (UOA)	0
Contract end date		Baseline contract value	£1,130,747.98

ACCESS	Contract	England and Wales
24 month ratio of assessments to patient IDs	1.00	1.04

ACTIVITY	Contract
Contract assess and fit appliances (case starts) as a percentage of Area Team case starts	0.9 %

Cumulative percentage of contracted UOA delivered 2017 & 2018



Month	Adjusted Scheduled Activity (UOA)		
	2016	2017	2018
April	2	2	0
May	3	44	42
June	26	65	42
July	51	65	63
August	54	89	64
September	56	111	64
October	101	132	65
November	187	132	65
December	442	153	87
January	549	155	87
February	746	179	593
March	915	1,002	995
April	1,021	1,002	
May	1,000	1,002	
June	1,000	1,002	

QUALITY (rolling 12 month period)

	Contract Quantity	Contract Base Number	Contract *	Area Team	Region	England
% of all assessments that were assess and fit appliances (case starts)	47	55	85.5%	56.9%	57.8%	60.1%
% of all assessments that were assess and refuse	6	55	10.9%	18.0%	11.2%	11.3%
% of all assessments that were assess and review	2	55	3.6%	25.0%	31.0%	28.6%
% of case starts with a reported IOTN of 3 and Aesthetic Component of 5 or below	0	47	N/A	0.0%	0.1%	0.1%
% of case starts with a reported IOTN of 3 and Aesthetic Component of 6 or above	0	47	N/A	3.9%	4.1%	4.1%
% of case starts with a reported IOTN of 4	36	47	76.6%	79.7%	76.4%	77.7%
% of case starts with a reported IOTN of 5	11	47	23.4%	15.6%	17.7%	16.8 %
% of concluded courses in receipt of dual-arch fixed appliances	62	68	91.2%	75.8%	69.8%	73.8%
% of concluded courses where treatment was abandoned or discontinued	5	68	7.4%	8.2%	8.3%	7.0%
% of patients satisfied with the treatment they have received	1	1	100.0%	98.1%	96.6%	96.0%

* Figures in italics indicate that the base number is less than 100.

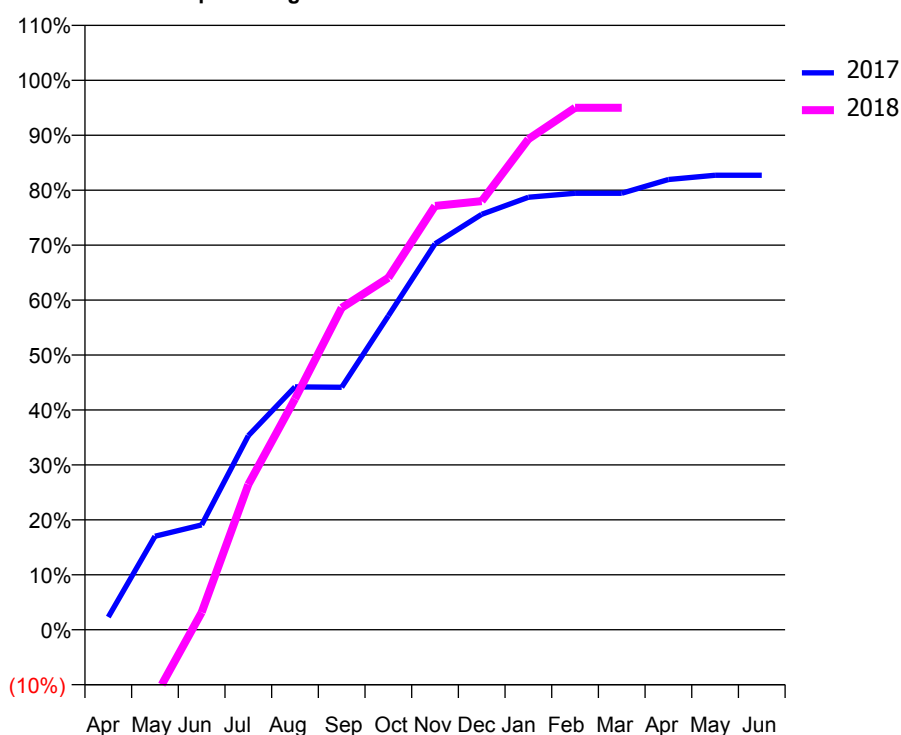
Q60 - Vital Signs Orthodontic At a Glance Contract Report for 197351/0001 - March 2018

Name or company name	Exclusive Orthodontics Ltd	17/18 Contracted general activity (UDA)	0
Contract type name	PDS Contract	Carry forward general activity (UDA)	0
Purpose of contract	Orthodontic	17/18 Contracted orthodontic activity (UOA)	7,497
Contract start date	01/04/2008	Carry forward orthodontic activity (UOA)	1,658
Contract end date	31/03/2019	Baseline contract value	£506,136.99

ACCESS	Contract	England and Wales
24 month ratio of assessments to patient IDs	1.00	1.04

ACTIVITY	Contract
Contract assess and fit appliances (case starts) as a percentage of Area Team case starts	8.3 %

Cumulative percentage of contracted UOA delivered 2017 & 2018



Month	Adjusted Scheduled Activity (UOA)		
	2016	2017	2018
April	147	222	-1,658
May	665	1,633	-922
June	1,376	1,831	237
July	2,431	3,387	1,982
August	2,473	4,239	3,150
September	3,510	4,233	4,392
October	4,455	5,481	4,802
November	4,472	6,737	5,782
December	5,638	7,251	5,848
January	6,245	7,550	6,695
February	7,149	7,619	7,121
March	7,149	7,621	7,122
April	7,501	7,860	
May	7,566	7,933	
June	7,587	7,934	

QUALITY (rolling 12 month period)

	Contract Quantity	Contract Base Number	Contract *	Area Team	Region	England
% of all assessments that were assess and fit appliances (case starts)	429	626	68.5%	56.9%	57.8%	60.1%
% of all assessments that were assess and refuse	126	626	20.1%	18.0%	11.2%	11.3%
% of all assessments that were assess and review	71	626	11.3%	25.0%	31.0%	28.6%
% of case starts with a reported IOTN of 3 and Aesthetic Component of 5 or below	0	429	N/A	0.0%	0.1%	0.1%
% of case starts with a reported IOTN of 3 and Aesthetic Component of 6 or above	6	429	1.4%	3.9%	4.1%	4.1%
% of case starts with a reported IOTN of 4	331	429	77.2%	79.7%	76.4%	77.7%
% of case starts with a reported IOTN of 5	85	429	19.8%	15.6%	17.7%	16.8 %
% of concluded courses in receipt of dual-arch fixed appliances	0	391	N/A	75.8%	69.8%	73.8%
% of concluded courses where treatment was abandoned or discontinued	17	391	4.3%	8.2%	8.3%	7.0%
% of patients satisfied with the treatment they have received	20	20	100.0%	98.1%	96.6%	96.0%

* Figures in italics indicate that the base number is less than 100.

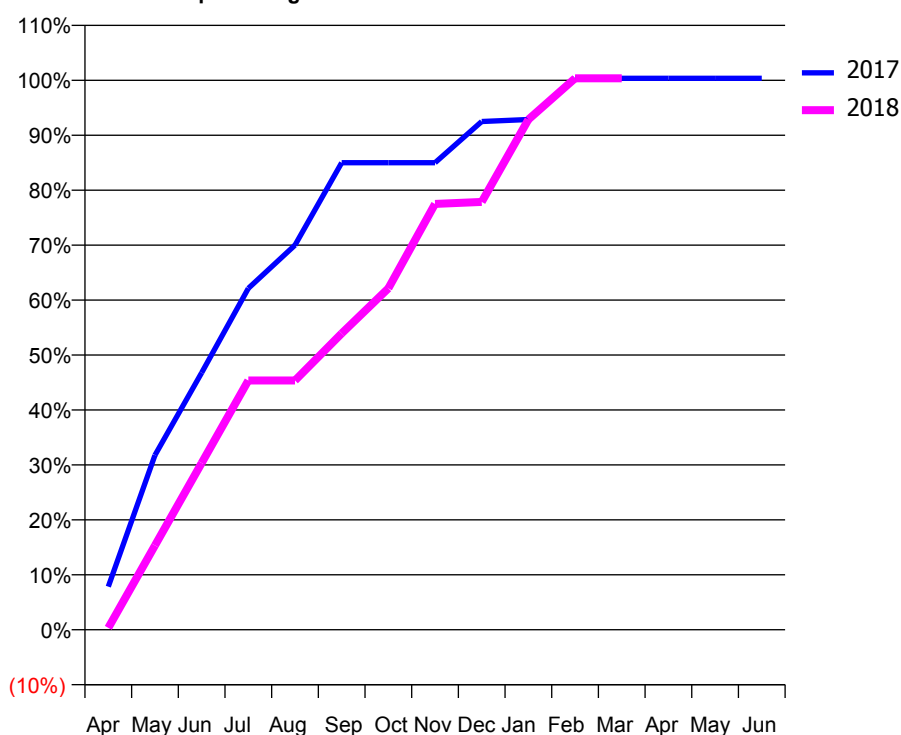
Q60 - Vital Signs Orthodontic At a Glance Contract Report for 198595/0001 - March 2018

Name or company name	Khanna Dental Limited	17/18 Contracted general activity (UDA)	12,412
Contract type name	GDS Contract	Carry forward general activity (UDA)	145
Purpose of contract	General and Orthodontic	17/18 Contracted orthodontic activity (UOA)	280
Contract start date	01/07/2014	Carry forward orthodontic activity (UOA)	-1
Contract end date		Baseline contract value	£363,321.21

ACCESS	Contract	England and Wales
24 month ratio of assessments to patient IDs	1.00	1.04

ACTIVITY	Contract
Contract assess and fit appliances (case starts) as a percentage of Area Team case starts	0.3 %

Cumulative percentage of contracted UOA delivered 2017 & 2018



Month	Adjusted Scheduled Activity (UOA)		
	2016	2017	2018
April	-3	22	1
May	-3	89	43
June	83	131	85
July	147	174	127
August	174	196	127
September	238	238	151
October	259	238	174
November	259	238	217
December	260	259	218
January	260	260	260
February	260	281	281
March	281	281	281
April	281	281	
May	281	281	
June	281	281	

QUALITY (rolling 12 month period)

	Contract Quantity	Contract Base Number	Contract *	Area Team	Region	England
% of all assessments that were assess and fit appliances (case starts)	13	20	65.0%	56.9%	57.8%	60.1%
% of all assessments that were assess and refuse	2	20	10.0%	18.0%	11.2%	11.3%
% of all assessments that were assess and review	5	20	25.0%	25.0%	31.0%	28.6%
% of case starts with a reported IOTN of 3 and Aesthetic Component of 5 or below	0	13	<i>N/A</i>	0.0%	0.1%	0.1%
% of case starts with a reported IOTN of 3 and Aesthetic Component of 6 or above	0	13	<i>N/A</i>	3.9%	4.1%	4.1%
% of case starts with a reported IOTN of 4	13	13	100.0%	79.7%	76.4%	77.7%
% of case starts with a reported IOTN of 5	0	13	<i>N/A</i>	15.6%	17.7%	16.8 %
% of concluded courses in receipt of dual-arch fixed appliances	4	7	57.1%	75.8%	69.8%	73.8%
% of concluded courses where treatment was abandoned or discontinued	0	7	0.0%	8.2%	8.3%	7.0%
% of patients satisfied with the treatment they have received	0	0	<i>N/A</i>	98.1%	96.6%	96.0%

* Figures in italics indicate that the base number is less than 100.

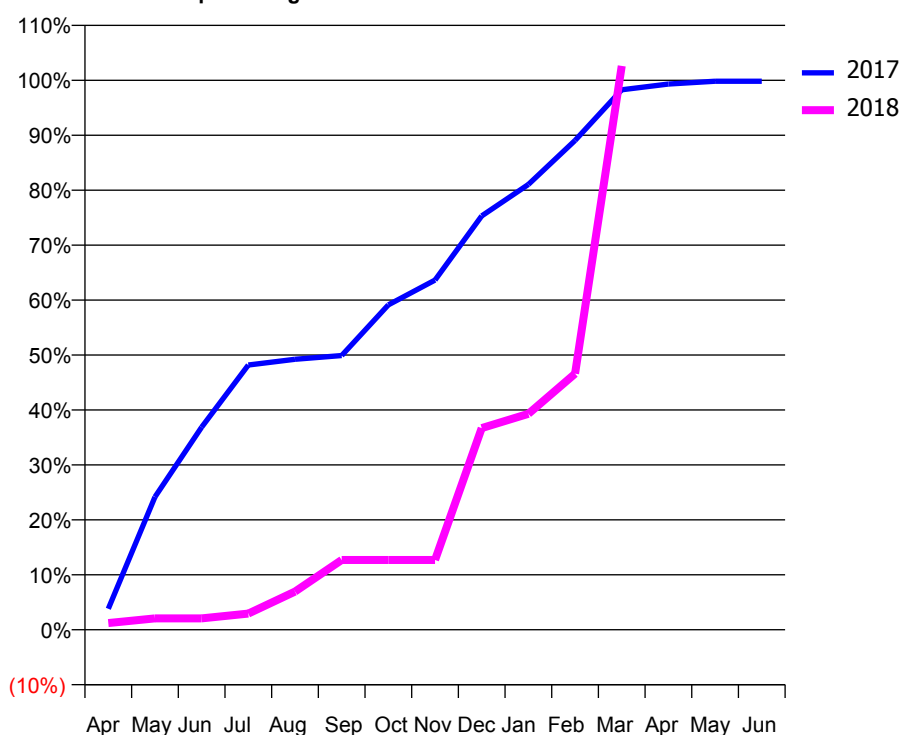
Q60 - Vital Signs Orthodontic At a Glance Contract Report for 215708/0001 - March 2018

Name or company name	Asquith House Dental Practice Partnership	17/18 Contracted general activity (UDA)	8,628
Contract type name	GDS Contract	Carry forward general activity (UDA)	-23
Purpose of contract	General and Orthodontic	17/18 Contracted orthodontic activity (UOA)	575
Contract start date	01/04/2006	Carry forward orthodontic activity (UOA)	1
Contract end date		Baseline contract value	£282,133.77

ACCESS	Contract	England and Wales
24 month ratio of assessments to patient IDs	1.07	1.04

ACTIVITY	Contract
Contract assess and fit appliances (case starts) as a percentage of Area Team case starts	0.4 %

Cumulative percentage of contracted UOA delivered 2017 & 2018



Month	Adjusted Scheduled Activity (UOA)		
	2016	2017	2018
April	44	22	7
May	86	139	12
June	110	212	12
July	194	277	17
August	236	283	40
September	283	287	73
October	369	340	73
November	394	366	73
December	397	433	211
January	439	466	226
February	575	512	268
March	575	565	590
April	575	571	
May	575	574	
June	575	574	

QUALITY (rolling 12 month period)

	Contract Quantity	Contract Base Number	Contract *	Area Team	Region	England
% of all assessments that were assess and fit appliances (case starts)	23	158	14.6%	56.9%	57.8%	60.1%
% of all assessments that were assess and refuse	51	158	32.3%	18.0%	11.2%	11.3%
% of all assessments that were assess and review	84	158	53.2%	25.0%	31.0%	28.6%
% of case starts with a reported IOTN of 3 and Aesthetic Component of 5 or below	0	23	<i>N/A</i>	0.0%	0.1%	0.1%
% of case starts with a reported IOTN of 3 and Aesthetic Component of 6 or above	2	23	8.7%	3.9%	4.1%	4.1%
% of case starts with a reported IOTN of 4	18	23	78.3%	79.7%	76.4%	77.7%
% of case starts with a reported IOTN of 5	2	23	8.7%	15.6%	17.7%	16.8 %
% of concluded courses in receipt of dual-arch fixed appliances	0	1	<i>N/A</i>	75.8%	69.8%	73.8%
% of concluded courses where treatment was abandoned or discontinued	0	1	0.0%	8.2%	8.3%	7.0%
% of patients satisfied with the treatment they have received	0	0	<i>N/A</i>	98.1%	96.6%	96.0%

* Figures in italics indicate that the base number is less than 100.

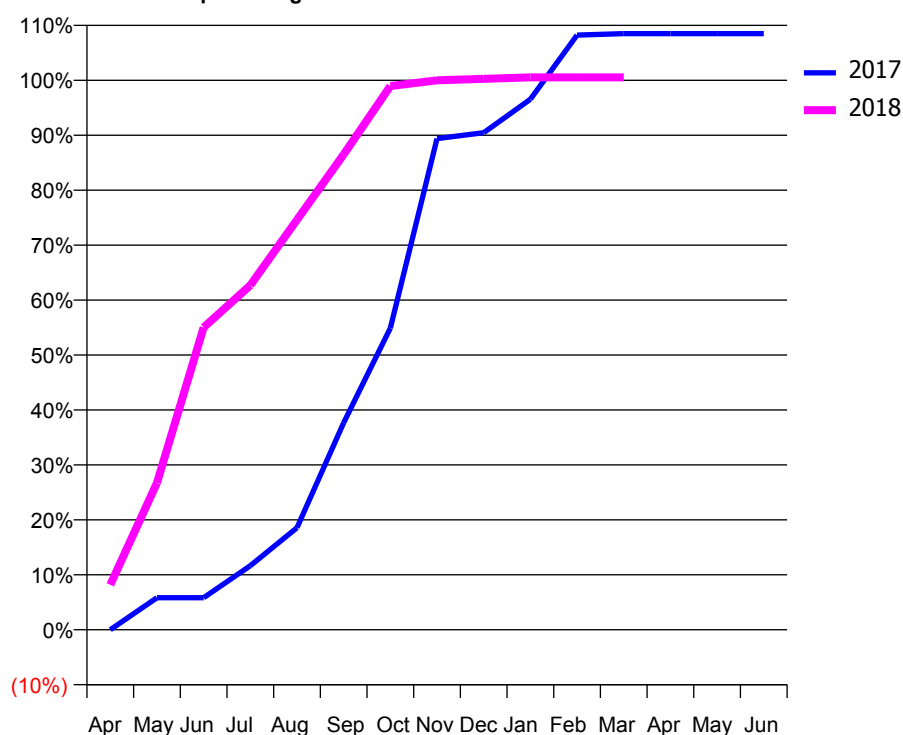
Q60 - Vital Signs Orthodontic At a Glance Contract Report for 238120/0001 - March 2018

Name or company name	DR AS SADHRA	17/18 Contracted general activity (UDA)	783
Contract type name	GDS Contract	Carry forward general activity (UDA)	0
Purpose of contract	General and Orthodontic	17/18 Contracted orthodontic activity (UOA)	378
Contract start date	01/04/2006	Carry forward orthodontic activity (UOA)	11
Contract end date		Baseline contract value	£37,118.54

ACCESS	Contract	England and Wales
24 month ratio of assessments to patient IDs	1.00	1.04

ACTIVITY	Contract
Contract assess and fit appliances (case starts) as a percentage of Area Team case starts	0.3 %

Cumulative percentage of contracted UOA delivered 2017 & 2018



Month	Adjusted Scheduled Activity (UOA)		
	2016	2017	2018
April	0	0	31
May	42	22	101
June	84	22	208
July	105	44	237
August	127	70	282
September	172	142	327
October	173	207	374
November	174	337	378
December	196	341	379
January	196	364	380
February	196	408	380
March	196	409	380
April	217	409	
May	217	409	
June	217	409	

QUALITY (rolling 12 month period)

	Contract Quantity	Contract Base Number	Contract *	Area Team	Region	England
% of all assessments that were assess and fit appliances (case starts)	17	51	33.3%	56.9%	57.8%	60.1%
% of all assessments that were assess and refuse	16	51	31.4%	18.0%	11.2%	11.3%
% of all assessments that were assess and review	18	51	35.3%	25.0%	31.0%	28.6%
% of case starts with a reported IOTN of 3 and Aesthetic Component of 5 or below	0	17	N/A	0.0%	0.1%	0.1%
% of case starts with a reported IOTN of 3 and Aesthetic Component of 6 or above	0	17	N/A	3.9%	4.1%	4.1%
% of case starts with a reported IOTN of 4	17	17	100.0%	79.7%	76.4%	77.7%
% of case starts with a reported IOTN of 5	0	17	N/A	15.6%	17.7%	16.8 %
% of concluded courses in receipt of dual-arch fixed appliances	7	13	53.8%	75.8%	69.8%	73.8%
% of concluded courses where treatment was abandoned or discontinued	0	13	0.0%	8.2%	8.3%	7.0%
% of patients satisfied with the treatment they have received	0	0	N/A	98.1%	96.6%	96.0%

* Figures in italics indicate that the base number is less than 100.

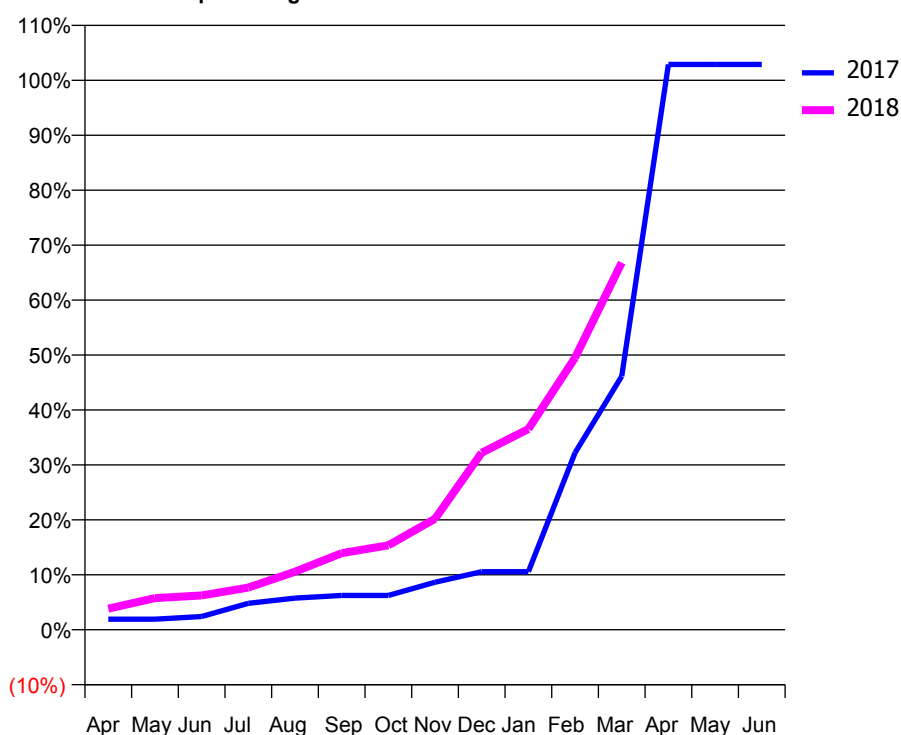
Q60 - Vital Signs Orthodontic At a Glance Contract Report for 303496/0002 - March 2018

Name or company name	MR AR FEE	17/18 Contracted general activity (UDA)	1,774
Contract type name	GDS Contract	Carry forward general activity (UDA)	4
Purpose of contract	General and Orthodontic	17/18 Contracted orthodontic activity (UOA)	208
Contract start date	13/09/2010	Carry forward orthodontic activity (UOA)	-4
Contract end date		Baseline contract value	£60,661.20

ACCESS	Contract	England and Wales
24 month ratio of assessments to patient IDs	1.07	1.04

ACTIVITY	Contract
Contract assess and fit appliances (case starts) as a percentage of Area Team case starts	0.2 %

Cumulative percentage of contracted UOA delivered 2017 & 2018



Month	Adjusted Scheduled Activity (UOA)		
	2016	2017	2018
April	4	4	8
May	48	4	12
June	48	5	13
July	72	10	16
August	76	12	22
September	81	13	29
October	82	13	32
November	82	18	42
December	84	22	67
January	84	22	76
February	121	67	103
March	127	96	139
April	219	214	
May	219	214	
June	219	214	

QUALITY (rolling 12 month period)	Contract Quantity	Contract Base Number	Contract *	Area Team	Region	England
% of all assessments that were assess and fit appliances (case starts)	8	91	8.8%	56.9%	57.8%	60.1%
% of all assessments that were assess and refuse	0	91	0.0%	18.0%	11.2%	11.3%
% of all assessments that were assess and review	83	91	91.2%	25.0%	31.0%	28.6%
% of case starts with a reported IOTN of 3 and Aesthetic Component of 5 or below	0	8	N/A	0.0%	0.1%	0.1%
% of case starts with a reported IOTN of 3 and Aesthetic Component of 6 or above	0	8	N/A	3.9%	4.1%	4.1%
% of case starts with a reported IOTN of 4	7	8	87.5%	79.7%	76.4%	77.7%
% of case starts with a reported IOTN of 5	1	8	12.5%	15.6%	17.7%	16.8 %
% of concluded courses in receipt of dual-arch fixed appliances	3	5	60.0%	75.8%	69.8%	73.8%
% of concluded courses where treatment was abandoned or discontinued	2	5	40.0%	8.2%	8.3%	7.0%
% of patients satisfied with the treatment they have received	0	0	N/A	98.1%	96.6%	96.0%

* Figures in italics indicate that the base number is less than 100.

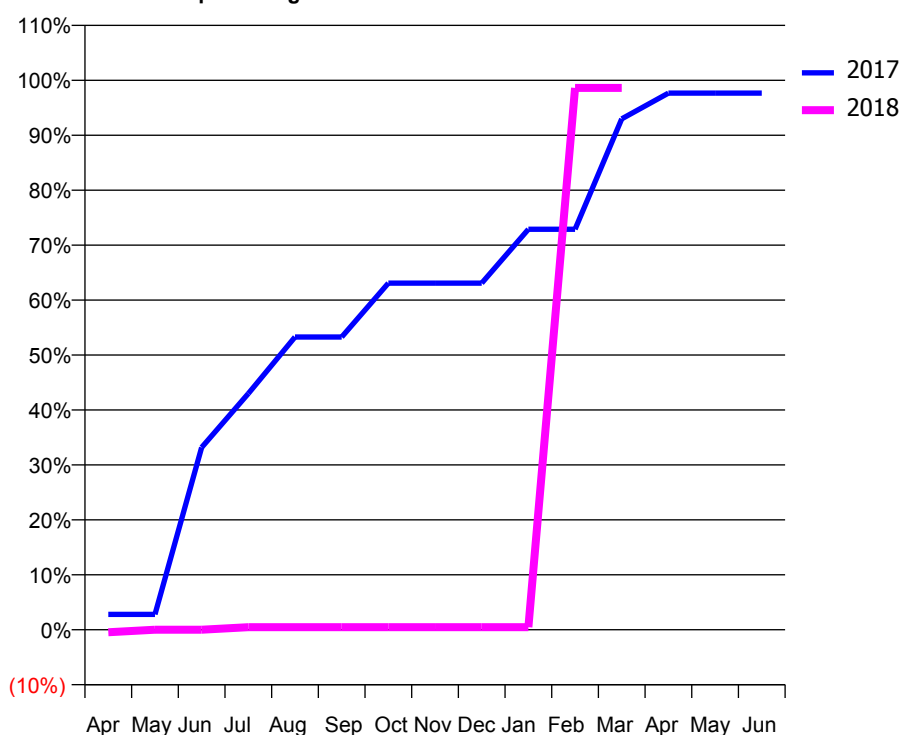
Q60 - Vital Signs Orthodontic At a Glance Contract Report for 361747/0001 - March 2018

Name or company name	MRS NK SUNNER	17/18 Contracted general activity (UDA)	6,987
Contract type name	GDS Contract	Carry forward general activity (UDA)	20
Purpose of contract	General and Orthodontic	17/18 Contracted orthodontic activity (UOA)	214
Contract start date	01/06/2015	Carry forward orthodontic activity (UOA)	5
Contract end date		Baseline contract value	£186,499.47

ACCESS	Contract	England and Wales
24 month ratio of assessments to patient IDs	1.00	1.04

ACTIVITY	Contract
Contract assess and fit appliances (case starts) as a percentage of Area Team case starts	0.2 %

Cumulative percentage of contracted UOA delivered 2017 & 2018



Month	Adjusted Scheduled Activity (UOA)		
	2016	2017	2018
April	0	6	-1
May	0	6	-0
June	0	71	-0
July	22	92	1
August	22	114	1
September	22	114	1
October	22	135	1
November	22	135	1
December	43	135	1
January	43	156	1
February	135	156	211
March	177	199	211
April	156	209	
May	156	209	
June	156	209	

QUALITY (rolling 12 month period)	Contract Quantity	Contract Base Number	Contract *	Area Team	Region	England
% of all assessments that were assess and fit appliances (case starts)	10	26	38.5%	56.9%	57.8%	60.1%
% of all assessments that were assess and refuse	0	26	0.0%	18.0%	11.2%	11.3%
% of all assessments that were assess and review	16	26	61.5%	25.0%	31.0%	28.6%
% of case starts with a reported IOTN of 3 and Aesthetic Component of 5 or below	0	10	N/A	0.0%	0.1%	0.1%
% of case starts with a reported IOTN of 3 and Aesthetic Component of 6 or above	0	10	N/A	3.9%	4.1%	4.1%
% of case starts with a reported IOTN of 4	10	10	100.0%	79.7%	76.4%	77.7%
% of case starts with a reported IOTN of 5	0	10	N/A	15.6%	17.7%	16.8 %
% of concluded courses in receipt of dual-arch fixed appliances	0	5	N/A	75.8%	69.8%	73.8%
% of concluded courses where treatment was abandoned or discontinued	0	5	0.0%	8.2%	8.3%	7.0%
% of patients satisfied with the treatment they have received	3	3	100.0%	98.1%	96.6%	96.0%

* Figures in italics indicate that the base number is less than 100.

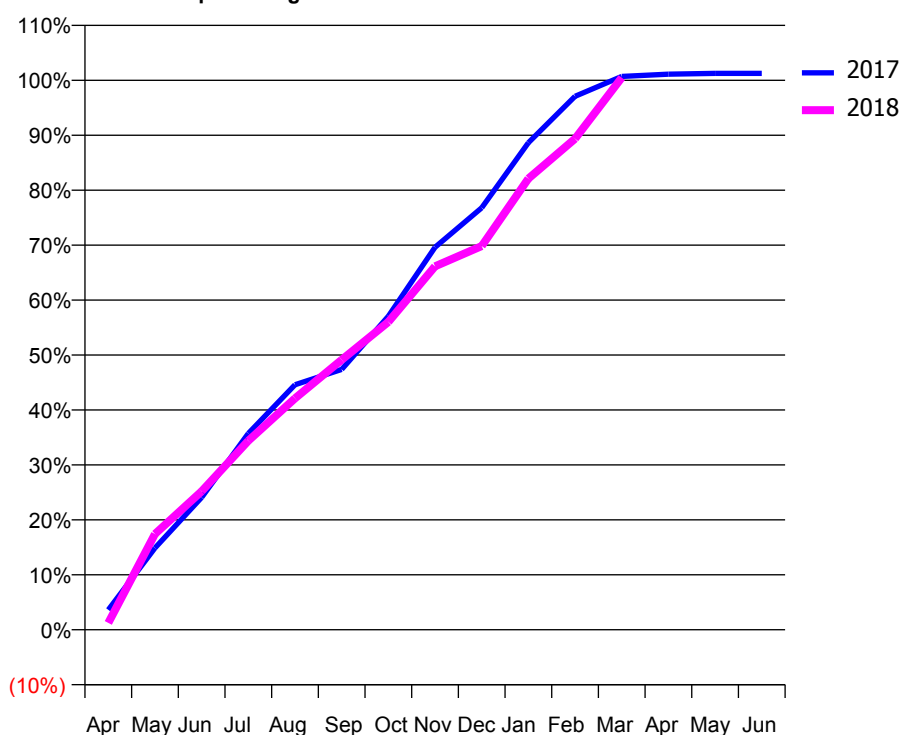
Q60 - Vital Signs Orthodontic At a Glance Contract Report for 551333/0001 - March 2018

Name or company name	MR JD MUIR	17/18 Contracted general activity (UDA)	0
Contract type name	PDS Contract	Carry forward general activity (UDA)	0
Purpose of contract	Orthodontic	17/18 Contracted orthodontic activity (UOA)	7,357
Contract start date	01/05/2006	Carry forward orthodontic activity (UOA)	-92
Contract end date	31/03/2019	Baseline contract value	£427,508.46

ACCESS	Contract	England and Wales
24 month ratio of assessments to patient IDs	1.01	1.04

ACTIVITY	Contract
Contract assess and fit appliances (case starts) as a percentage of Area Team case starts	6.4 %

Cumulative percentage of contracted UOA delivered 2017 & 2018



Month	Adjusted Scheduled Activity (UOA)		
	2016	2017	2018
April	399	267	92
May	890	1,096	1,282
June	1,603	1,772	1,854
July	2,410	2,628	2,530
August	3,093	3,281	3,099
September	3,582	3,485	3,614
October	4,140	4,198	4,122
November	4,856	5,121	4,865
December	5,326	5,649	5,137
January	5,532	6,521	6,041
February	6,501	7,142	6,574
March	6,966	7,408	7,393
April	7,378	7,438	
May	7,378	7,449	
June	7,422	7,449	

QUALITY (rolling 12 month period)	Contract Quantity	Contract Base Number	Contract *	Area Team	Region	England
% of all assessments that were assess and fit appliances (case starts)	331	734	45.1%	56.9%	57.8%	60.1%
% of all assessments that were assess and refuse	164	734	22.3%	18.0%	11.2%	11.3%
% of all assessments that were assess and review	239	734	32.6%	25.0%	31.0%	28.6%
% of case starts with a reported IOTN of 3 and Aesthetic Component of 5 or below	0	331	N/A	0.0%	0.1%	0.1%
% of case starts with a reported IOTN of 3 and Aesthetic Component of 6 or above	2	331	0.6%	3.9%	4.1%	4.1%
% of case starts with a reported IOTN of 4	296	331	89.4%	79.7%	76.4%	77.7%
% of case starts with a reported IOTN of 5	30	331	9.1%	15.6%	17.7%	16.8 %
% of concluded courses in receipt of dual-arch fixed appliances	331	355	93.2%	75.8%	69.8%	73.8%
% of concluded courses where treatment was abandoned or discontinued	20	355	5.6%	8.2%	8.3%	7.0%
% of patients satisfied with the treatment they have received	7	7	100.0%	98.1%	96.6%	96.0%

* Figures in italics indicate that the base number is less than 100.

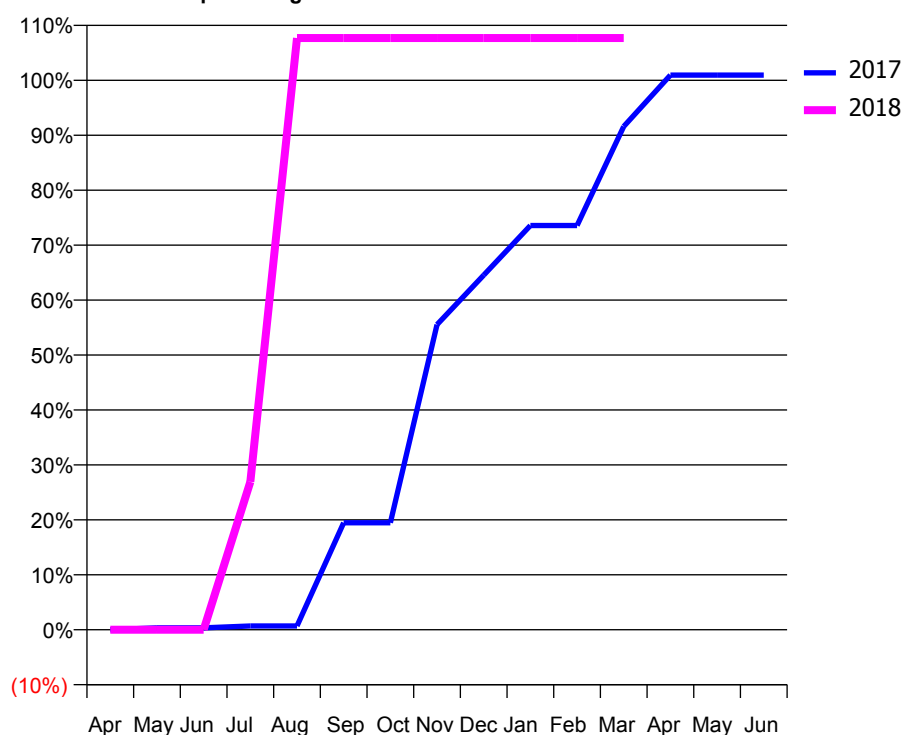
Q60 - Vital Signs Orthodontic At a Glance Contract Report for 566888/0003 - March 2018

Name or company name	MR RE LIVER	17/18 Contracted general activity (UDA)	411
Contract type name	GDS Contract	Carry forward general activity (UDA)	0
Purpose of contract	General and Orthodontic	17/18 Contracted orthodontic activity (UOA)	78
Contract start date	21/09/2009	Carry forward orthodontic activity (UOA)	0
Contract end date	31/07/2017	Baseline contract value	£16,136.06

ACCESS	Contract	England and Wales
24 month ratio of assessments to patient IDs	1.20	1.04

ACTIVITY	Contract
Contract assess and fit appliances (case starts) as a percentage of Area Team case starts	0.1 %

Cumulative percentage of contracted UOA delivered 2017 & 2018



Month	Adjusted Scheduled Activity (UOA)		
	2016	2017	2018
April	0	0	0
May	1	1	0
June	1	1	0
July	1	2	21
August	1	2	84
September	1	45	84
October	1	45	84
November	1	129	84
December	1	150	84
January	1	171	84
February	22	171	84
March	43	213	84
April	148	235	
May	148	235	
June	148	235	

QUALITY (rolling 12 month period)

	Contract Quantity	Contract Base Number	Contract *	Area Team	Region	England
% of all assessments that were assess and fit appliances (case starts)	6	6	100.0%	56.9%	57.8%	60.1%
% of all assessments that were assess and refuse	0	6	0.0%	18.0%	11.2%	11.3%
% of all assessments that were assess and review	0	6	0.0%	25.0%	31.0%	28.6%
% of case starts with a reported IOTN of 3 and Aesthetic Component of 5 or below	0	6	N/A	0.0%	0.1%	0.1%
% of case starts with a reported IOTN of 3 and Aesthetic Component of 6 or above	0	6	N/A	3.9%	4.1%	4.1%
% of case starts with a reported IOTN of 4	6	6	100.0%	79.7%	76.4%	77.7%
% of case starts with a reported IOTN of 5	0	6	N/A	15.6%	17.7%	16.8 %
% of concluded courses in receipt of dual-arch fixed appliances	0	1	N/A	75.8%	69.8%	73.8%
% of concluded courses where treatment was abandoned or discontinued	1	1	100.0%	8.2%	8.3%	7.0%
% of patients satisfied with the treatment they have received	0	0	N/A	98.1%	96.6%	96.0%

* Figures in italics indicate that the base number is less than 100.

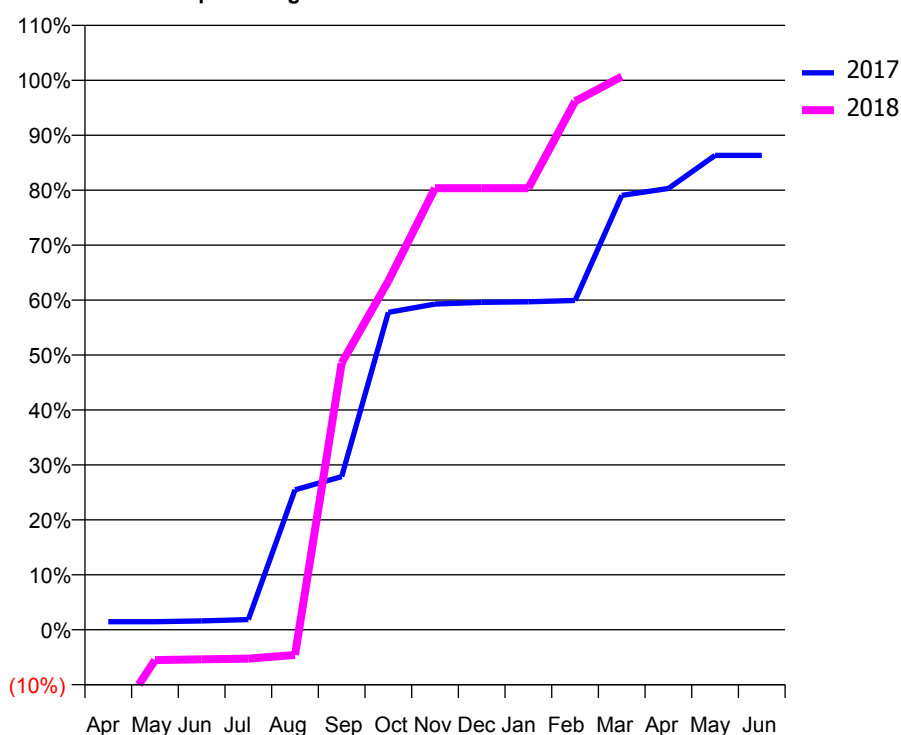
Q60 - Vital Signs Orthodontic At a Glance Contract Report for 574880/0001 - March 2018

Name or company name	MR MB WARAICH	17/18 Contracted general activity (UDA)	6,462
Contract type name	GDS Contract	Carry forward general activity (UDA)	0
Purpose of contract	General and Orthodontic	17/18 Contracted orthodontic activity (UOA)	1,462
Contract start date	01/04/2006	Carry forward orthodontic activity (UOA)	271
Contract end date		Baseline contract value	£211,373.52

ACCESS	Contract	England and Wales
24 month ratio of assessments to patient IDs	1.00	1.04

ACTIVITY	Contract
Contract assess and fit appliances (case starts) as a percentage of Area Team case starts	1.7 %

Cumulative percentage of contracted UOA delivered 2017 & 2018



Month	Adjusted Scheduled Activity (UOA)		
	2016	2017	2018
April	6	29	-271
May	6	29	-81
June	7	32	-79
July	524	37	-77
August	535	506	-67
September	543	554	710
October	546	1,148	928
November	1,084	1,178	1,175
December	1,087	1,184	1,175
January	1,087	1,186	1,175
February	1,093	1,191	1,406
March	1,450	1,571	1,472
April	1,451	1,596	
May	1,463	1,716	
June	1,508	1,716	

QUALITY (rolling 12 month period)

	Contract Quantity	Contract Base Number	Contract *	Area Team	Region	England
% of all assessments that were assess and fit appliances (case starts)	87	162	53.7%	56.9%	57.8%	60.1%
% of all assessments that were assess and refuse	19	162	11.7%	18.0%	11.2%	11.3%
% of all assessments that were assess and review	56	162	34.6%	25.0%	31.0%	28.6%
% of case starts with a reported IOTN of 3 and Aesthetic Component of 5 or below	0	87	<i>N/A</i>	0.0%	0.1%	0.1%
% of case starts with a reported IOTN of 3 and Aesthetic Component of 6 or above	0	87	<i>N/A</i>	3.9%	4.1%	4.1%
% of case starts with a reported IOTN of 4	79	87	90.8%	79.7%	76.4%	77.7%
% of case starts with a reported IOTN of 5	6	87	6.9%	15.6%	17.7%	16.8 %
% of concluded courses in receipt of dual-arch fixed appliances	82	87	94.3%	75.8%	69.8%	73.8%
% of concluded courses where treatment was abandoned or discontinued	3	87	3.4%	8.2%	8.3%	7.0%
% of patients satisfied with the treatment they have received	9	9	100.0%	98.1%	96.6%	96.0%

* Figures in italics indicate that the base number is less than 100.

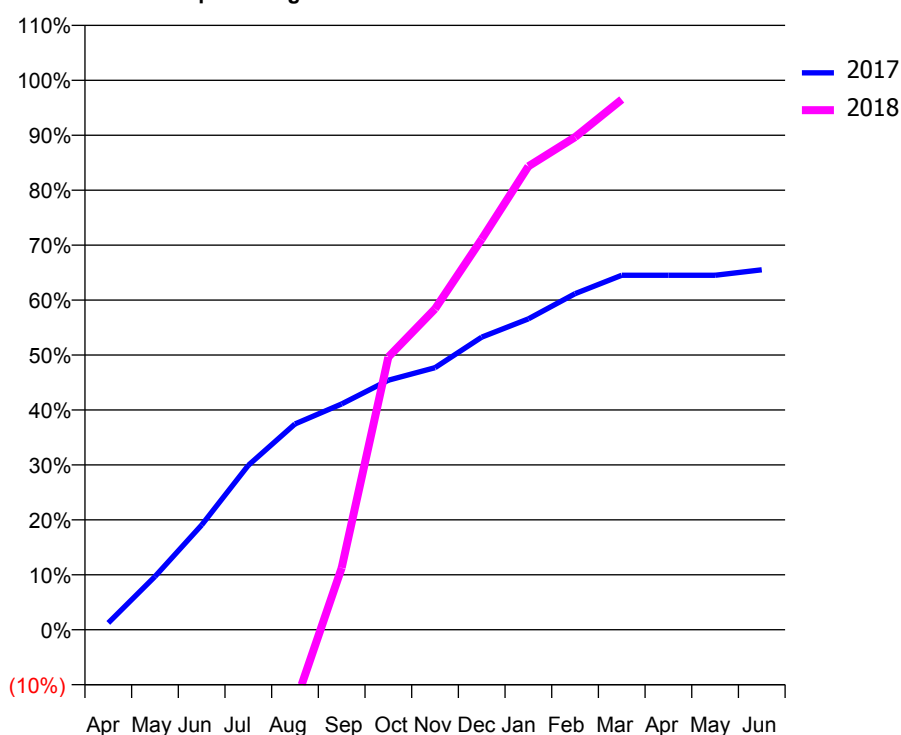
Q60 - Vital Signs Orthodontic At a Glance Contract Report for 636053/0001 - March 2018

Name or company name	MR SS NANDHRA	17/18 Contracted general activity (UDA)	0
Contract type name	PDS Contract	Carry forward general activity (UDA)	0
Purpose of contract	Orthodontic	17/18 Contracted orthodontic activity (UOA)	4,341
Contract start date	01/04/2006	Carry forward orthodontic activity (UOA)	2,402
Contract end date	31/03/2019	Baseline contract value	£255,706.04

ACCESS	Contract	England and Wales
24 month ratio of assessments to patient IDs	1.03	1.04

ACTIVITY	Contract
Contract assess and fit appliances (case starts) as a percentage of Area Team case starts	6.1 %

Cumulative percentage of contracted UOA delivered 2017 & 2018



Month	Adjusted Scheduled Activity (UOA)		
	2016	2017	2018
April	-9	87	-2,360
May	600	675	-2,338
June	852	1,327	-1,637
July	1,272	2,085	-1,205
August	1,419	2,610	-590
September	1,671	2,862	489
October	1,923	3,163	2,155
November	1,987	3,323	2,535
December	2,386	3,709	3,086
January	2,790	3,941	3,661
February	3,714	4,260	3,892
March	4,303	4,494	4,189
April	4,452	4,494	
May	4,452	4,494	
June	4,452	4,564	

QUALITY (rolling 12 month period)

	Contract Quantity	Contract Base Number	Contract *	Area Team	Region	England
% of all assessments that were assess and fit appliances (case starts)	318	404	78.7%	56.9%	57.8%	60.1%
% of all assessments that were assess and refuse	83	404	20.5%	18.0%	11.2%	11.3%
% of all assessments that were assess and review	3	404	0.7%	25.0%	31.0%	28.6%
% of case starts with a reported IOTN of 3 and Aesthetic Component of 5 or below	0	318	N/A	0.0%	0.1%	0.1%
% of case starts with a reported IOTN of 3 and Aesthetic Component of 6 or above	0	318	N/A	3.9%	4.1%	4.1%
% of case starts with a reported IOTN of 4	261	318	82.1%	79.7%	76.4%	77.7%
% of case starts with a reported IOTN of 5	52	318	16.4%	15.6%	17.7%	16.8 %
% of concluded courses in receipt of dual-arch fixed appliances	110	216	50.9%	75.8%	69.8%	73.8%
% of concluded courses where treatment was abandoned or discontinued	25	216	11.6%	8.2%	8.3%	7.0%
% of patients satisfied with the treatment they have received	5	5	100.0%	98.1%	96.6%	96.0%

* Figures in italics indicate that the base number is less than 100.

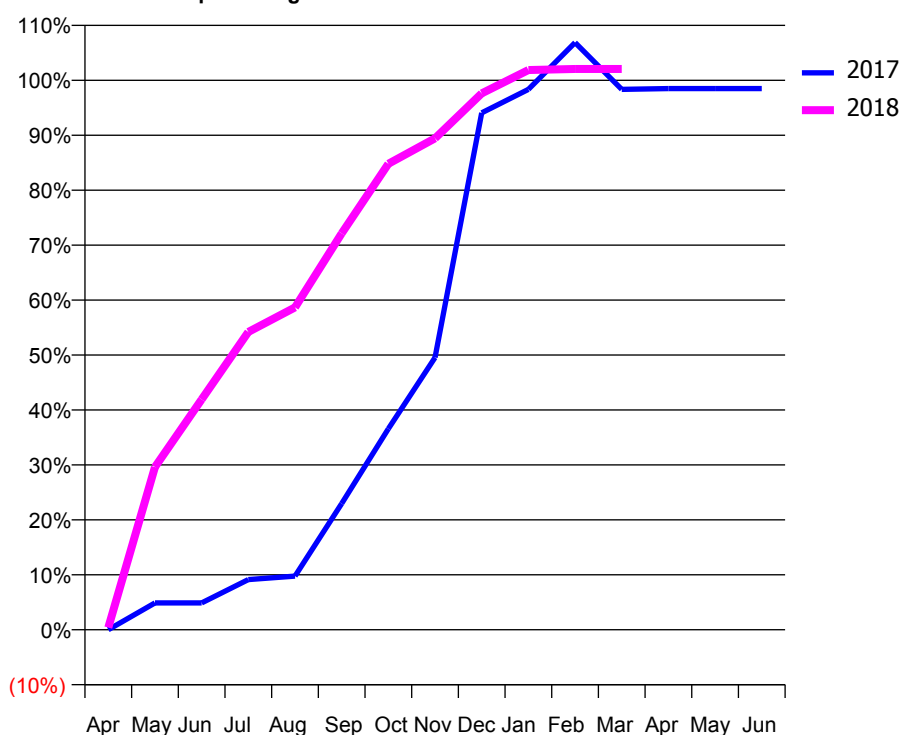
Q60 - Vital Signs Orthodontic At a Glance Contract Report for 643203/0001 - March 2018

Name or company name	MR GP MANZIE	17/18 Contracted general activity (UDA)	1,646
Contract type name	GDS Contract	Carry forward general activity (UDA)	68
Purpose of contract	General and Orthodontic	17/18 Contracted orthodontic activity (UOA)	513
Contract start date	01/04/2006	Carry forward orthodontic activity (UOA)	-2
Contract end date		Baseline contract value	£81,615.78

ACCESS	Contract	England and Wales
24 month ratio of assessments to patient IDs	1.00	1.04

ACTIVITY	Contract
Contract assess and fit appliances (case starts) as a percentage of Area Team case starts	0.5 %

Cumulative percentage of contracted UOA delivered 2017 & 2018



Month	Adjusted Scheduled Activity (UOA)		
	2016	2017	2018
April	24	0	2
May	51	24	152
June	74	24	215
July	140	45	278
August	168	48	301
September	212	113	370
October	235	180	435
November	280	244	459
December	385	463	501
January	410	484	523
February	456	526	524
March	501	484	524
April	501	485	
May	501	485	
June	501	485	

QUALITY (rolling 12 month period)

	Contract Quantity	Contract Base Number	Contract *	Area Team	Region	England
% of all assessments that were assess and fit appliances (case starts)	25	37	67.6%	56.9%	57.8%	60.1%
% of all assessments that were assess and refuse	2	37	5.4%	18.0%	11.2%	11.3%
% of all assessments that were assess and review	10	37	27.0%	25.0%	31.0%	28.6%
% of case starts with a reported IOTN of 3 and Aesthetic Component of 5 or below	0	25	N/A	0.0%	0.1%	0.1%
% of case starts with a reported IOTN of 3 and Aesthetic Component of 6 or above	8	25	32.0%	3.9%	4.1%	4.1%
% of case starts with a reported IOTN of 4	12	25	48.0%	79.7%	76.4%	77.7%
% of case starts with a reported IOTN of 5	2	25	8.0%	15.6%	17.7%	16.8 %
% of concluded courses in receipt of dual-arch fixed appliances	11	12	91.7%	75.8%	69.8%	73.8%
% of concluded courses where treatment was abandoned or discontinued	1	12	8.3%	8.2%	8.3%	7.0%
% of patients satisfied with the treatment they have received	1	1	100.0%	98.1%	96.6%	96.0%

* Figures in italics indicate that the base number is less than 100.

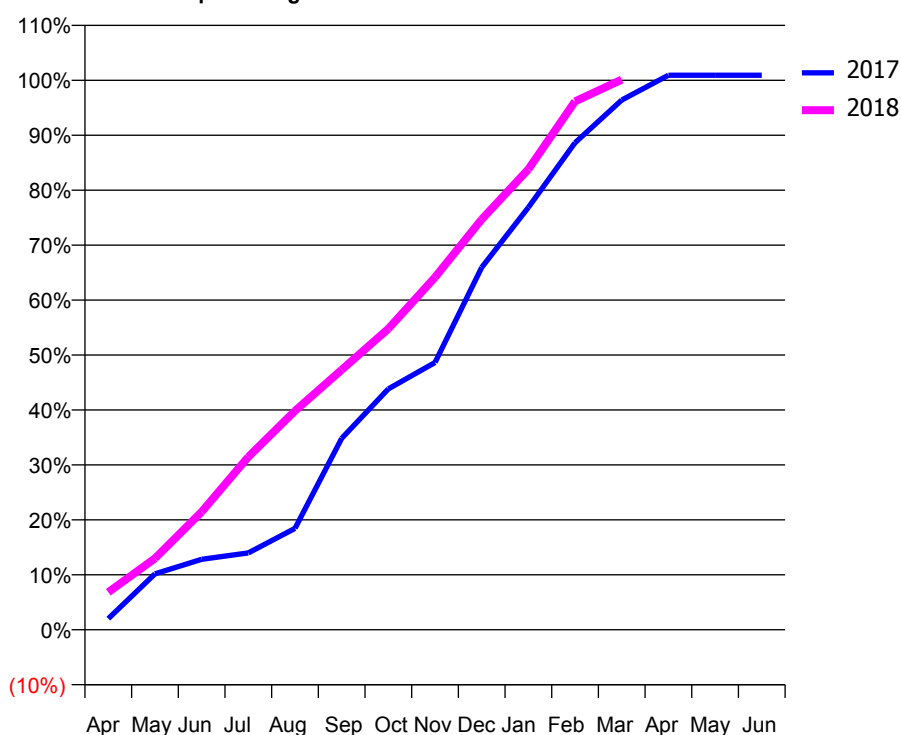
Q60 - Vital Signs Orthodontic At a Glance Contract Report for 651230/0002 - March 2018

Name or company name	PKD Orthodontics	17/18 Contracted general activity (UDA)	0
Contract type name	PDS Contract	Carry forward general activity (UDA)	0
Purpose of contract	Orthodontic	17/18 Contracted orthodontic activity (UOA)	8,363
Contract start date	01/05/2012	Carry forward orthodontic activity (UOA)	-76
Contract end date	31/03/2019	Baseline contract value	£565,094.04

ACCESS	Contract	England and Wales
24 month ratio of assessments to patient IDs	1.01	1.04

ACTIVITY	Contract
Contract assess and fit appliances (case starts) as a percentage of Area Team case starts	7.9 %

Cumulative percentage of contracted UOA delivered 2017 & 2018



Month	Adjusted Scheduled Activity (UOA)		
	2016	2017	2018
April	181	170	572
May	716	851	1,087
June	740	1,072	1,796
July	1,108	1,169	2,631
August	1,460	1,544	3,331
September	2,648	2,914	3,956
October	3,017	3,667	4,581
November	3,295	4,068	5,365
December	3,663	5,516	6,246
January	4,374	6,429	7,009
February	5,631	7,413	8,042
March	7,021	8,062	8,372
April	8,612	8,439	
May	8,617	8,439	
June	8,617	8,439	

QUALITY (rolling 12 month period)

	Contract Quantity	Contract Base Number	Contract *	Area Team	Region	England
% of all assessments that were assess and fit appliances (case starts)	412	688	59.9%	56.9%	57.8%	60.1%
% of all assessments that were assess and refuse	81	688	11.8%	18.0%	11.2%	11.3%
% of all assessments that were assess and review	195	688	28.3%	25.0%	31.0%	28.6%
% of case starts with a reported IOTN of 3 and Aesthetic Component of 5 or below	0	412	N/A	0.0%	0.1%	0.1%
% of case starts with a reported IOTN of 3 and Aesthetic Component of 6 or above	11	412	2.7%	3.9%	4.1%	4.1%
% of case starts with a reported IOTN of 4	305	412	74.0%	79.7%	76.4%	77.7%
% of case starts with a reported IOTN of 5	91	412	22.1%	15.6%	17.7%	16.8 %
% of concluded courses in receipt of dual-arch fixed appliances	421	460	91.5%	75.8%	69.8%	73.8%
% of concluded courses where treatment was abandoned or discontinued	19	460	4.1%	8.2%	8.3%	7.0%
% of patients satisfied with the treatment they have received	20	20	100.0%	98.1%	96.6%	96.0%

* Figures in italics indicate that the base number is less than 100.

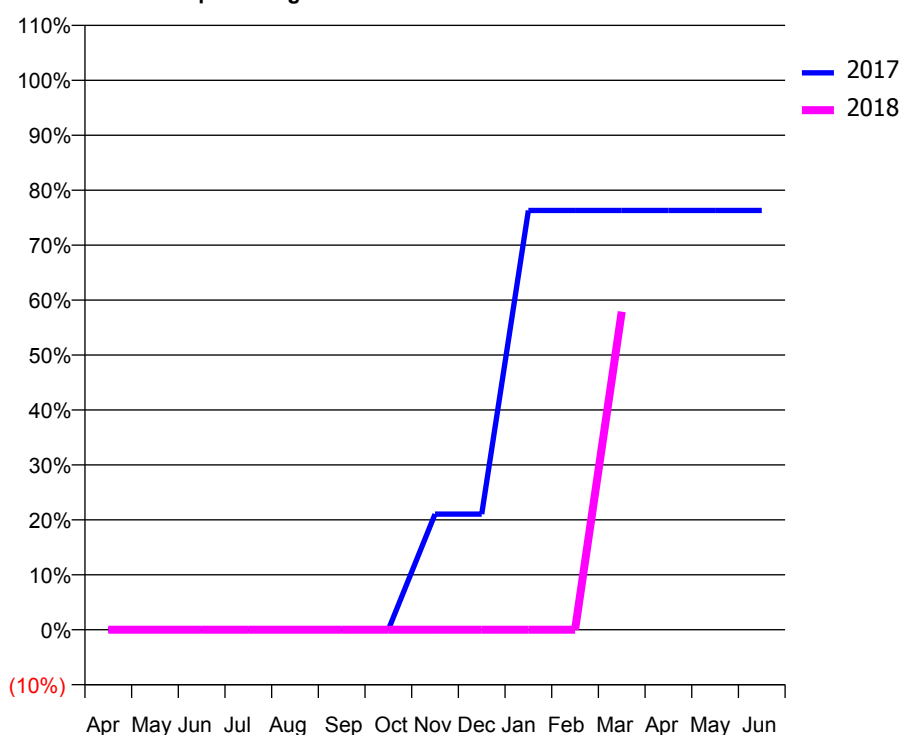
Q60 - Vital Signs Orthodontic At a Glance Contract Report for 739618/0001 - March 2018

Name or company name	MR J LAMPARD	17/18 Contracted general activity (UDA)	1,850
Contract type name	GDS Contract	Carry forward general activity (UDA)	0
Purpose of contract	General and Orthodontic	17/18 Contracted orthodontic activity (UOA)	38
Contract start date	01/04/2006	Carry forward orthodontic activity (UOA)	0
Contract end date		Baseline contract value	£50,078.66

ACCESS	Contract	England and Wales
24 month ratio of assessments to patient IDs	1.00	1.04

ACTIVITY	Contract
Contract assess and fit appliances (case starts) as a percentage of Area Team case starts	0.0 %

Cumulative percentage of contracted UOA delivered 2017 & 2018



Month	Adjusted Scheduled Activity (UOA)		
	2016	2017	2018
April	0	0	0
May	0	0	0
June	0	0	0
July	0	0	0
August	21	0	0
September	21	0	0
October	21	0	0
November	21	8	0
December	21	8	0
January	21	29	0
February	21	29	0
March	21	29	22
April	21	29	
May	21	29	
June	21	29	

QUALITY (rolling 12 month period)

	Contract Quantity	Contract Base Number	Contract *	Area Team	Region	England
% of all assessments that were assess and fit appliances (case starts)	1	2	50.0%	56.9%	57.8%	60.1%
% of all assessments that were assess and refuse	0	2	0.0%	18.0%	11.2%	11.3%
% of all assessments that were assess and review	1	2	50.0%	25.0%	31.0%	28.6%
% of case starts with a reported IOTN of 3 and Aesthetic Component of 5 or below	0	1	N/A	0.0%	0.1%	0.1%
% of case starts with a reported IOTN of 3 and Aesthetic Component of 6 or above	1	1	100.0%	3.9%	4.1%	4.1%
% of case starts with a reported IOTN of 4	0	1	N/A	79.7%	76.4%	77.7%
% of case starts with a reported IOTN of 5	0	1	N/A	15.6%	17.7%	16.8 %
% of concluded courses in receipt of dual-arch fixed appliances	0	1	N/A	75.8%	69.8%	73.8%
% of concluded courses where treatment was abandoned or discontinued	0	1	0.0%	8.2%	8.3%	7.0%
% of patients satisfied with the treatment they have received	0	0	N/A	98.1%	96.6%	96.0%

* Figures in italics indicate that the base number is less than 100.

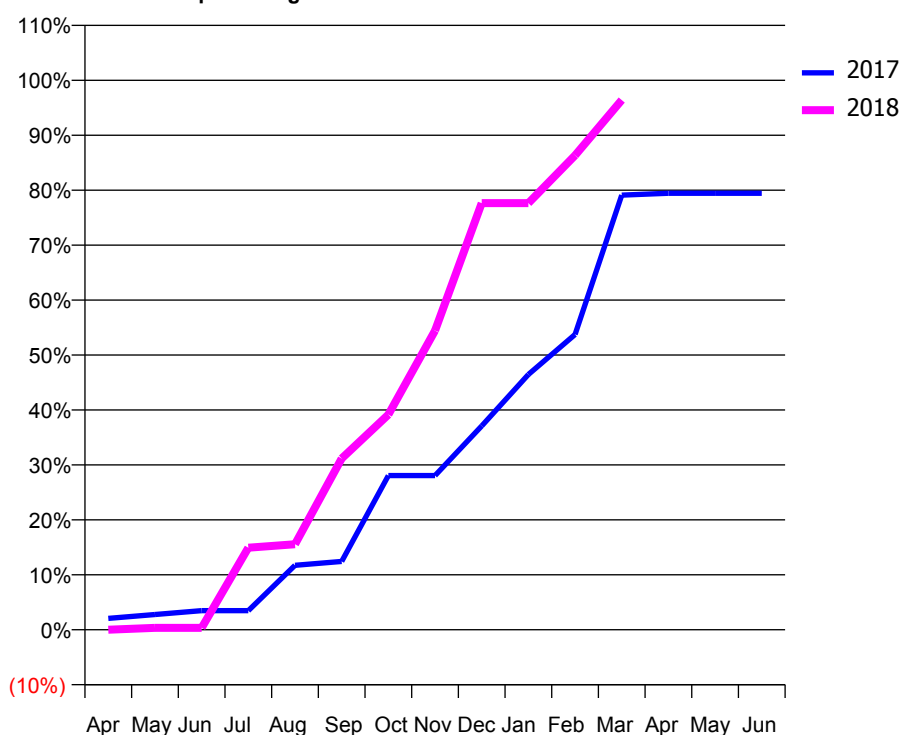
Q60 - Vital Signs Orthodontic At a Glance Contract Report for 772992/0001 - March 2018

Name or company name	MISS C BANKS	17/18 Contracted general activity (UDA)	0
Contract type name	PDS Contract	Carry forward general activity (UDA)	0
Purpose of contract	Orthodontic	17/18 Contracted orthodontic activity (UOA)	288
Contract start date	01/04/2006	Carry forward orthodontic activity (UOA)	0
Contract end date	31/03/2019	Baseline contract value	£17,217.99

ACCESS	Contract	England and Wales
24 month ratio of assessments to patient IDs	1.02	1.04

ACTIVITY	Contract
Contract assess and fit appliances (case starts) as a percentage of Area Team case starts	0.3 %

Cumulative percentage of contracted UOA delivered 2017 & 2018



Month	Adjusted Scheduled Activity (UOA)		
	2016	2017	2018
April	-3	6	0
May	-2	8	1
June	3	10	1
July	30	10	43
August	32	34	45
September	117	36	90
October	141	81	113
November	144	81	157
December	144	107	224
January	145	134	224
February	232	155	249
March	295	228	278
April	316	229	
May	316	229	
June	316	229	

QUALITY (rolling 12 month period)	Contract Quantity	Contract Base Number	Contract *	Area Team	Region	England
% of all assessments that were assess and fit appliances (case starts)	15	42	35.7%	56.9%	57.8%	60.1%
% of all assessments that were assess and refuse	7	42	16.7%	18.0%	11.2%	11.3%
% of all assessments that were assess and review	20	42	47.6%	25.0%	31.0%	28.6%
% of case starts with a reported IOTN of 3 and Aesthetic Component of 5 or below	0	15	N/A	0.0%	0.1%	0.1%
% of case starts with a reported IOTN of 3 and Aesthetic Component of 6 or above	0	15	N/A	3.9%	4.1%	4.1%
% of case starts with a reported IOTN of 4	10	15	66.7%	79.7%	76.4%	77.7%
% of case starts with a reported IOTN of 5	5	15	33.3%	15.6%	17.7%	16.8 %
% of concluded courses in receipt of dual-arch fixed appliances	0	4	N/A	75.8%	69.8%	73.8%
% of concluded courses where treatment was abandoned or discontinued	1	4	25.0%	8.2%	8.3%	7.0%
% of patients satisfied with the treatment they have received	0	0	N/A	98.1%	96.6%	96.0%

* Figures in italics indicate that the base number is less than 100.

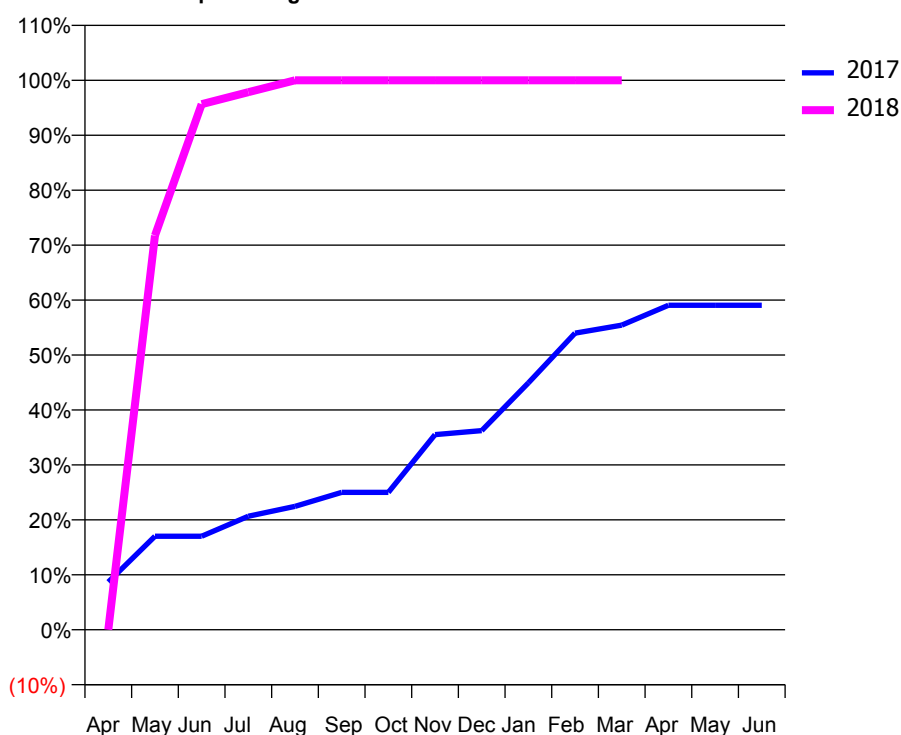
Q60 - Vital Signs Orthodontic At a Glance Contract Report for 807508/0004 - March 2018

Name or company name	MR SG MAIN	17/18 Contracted general activity (UDA)	544
Contract type name	GDS Contract	Carry forward general activity (UDA)	0
Purpose of contract	General and Orthodontic	17/18 Contracted orthodontic activity (UOA)	92
Contract start date	21/09/2009	Carry forward orthodontic activity (UOA)	0
Contract end date	31/07/2017	Baseline contract value	£20,428.22

ACCESS	Contract	England and Wales
24 month ratio of assessments to patient IDs	1.00	1.04

ACTIVITY	Contract
Contract assess and fit appliances (case starts) as a percentage of Area Team case starts	0.1 %

Cumulative percentage of contracted UOA delivered 2017 & 2018



Month	Adjusted Scheduled Activity (UOA)		
	2016	2017	2018
April	6	24	0
May	32	47	66
June	32	47	88
July	67	57	90
August	69	62	92
September	95	69	92
October	118	69	92
November	147	98	92
December	151	100	92
January	154	124	92
February	200	149	92
March	268	153	92
April	272	163	
May	272	163	
June	272	163	

QUALITY (rolling 12 month period)	Contract Quantity	Contract Base Number	Contract *	Area Team	Region	England
% of all assessments that were assess and fit appliances (case starts)	5	19	26.3%	56.9%	57.8%	60.1%
% of all assessments that were assess and refuse	0	19	0.0%	18.0%	11.2%	11.3%
% of all assessments that were assess and review	14	19	73.7%	25.0%	31.0%	28.6%
% of case starts with a reported IOTN of 3 and Aesthetic Component of 5 or below	0	5	N/A	0.0%	0.1%	0.1%
% of case starts with a reported IOTN of 3 and Aesthetic Component of 6 or above	0	5	N/A	3.9%	4.1%	4.1%
% of case starts with a reported IOTN of 4	4	5	80.0%	79.7%	76.4%	77.7%
% of case starts with a reported IOTN of 5	0	5	N/A	15.6%	17.7%	16.8 %
% of concluded courses in receipt of dual-arch fixed appliances	0	5	N/A	75.8%	69.8%	73.8%
% of concluded courses where treatment was abandoned or discontinued	0	5	0.0%	8.2%	8.3%	7.0%
% of patients satisfied with the treatment they have received	1	1	100.0%	98.1%	96.6%	96.0%

* Figures in italics indicate that the base number is less than 100.

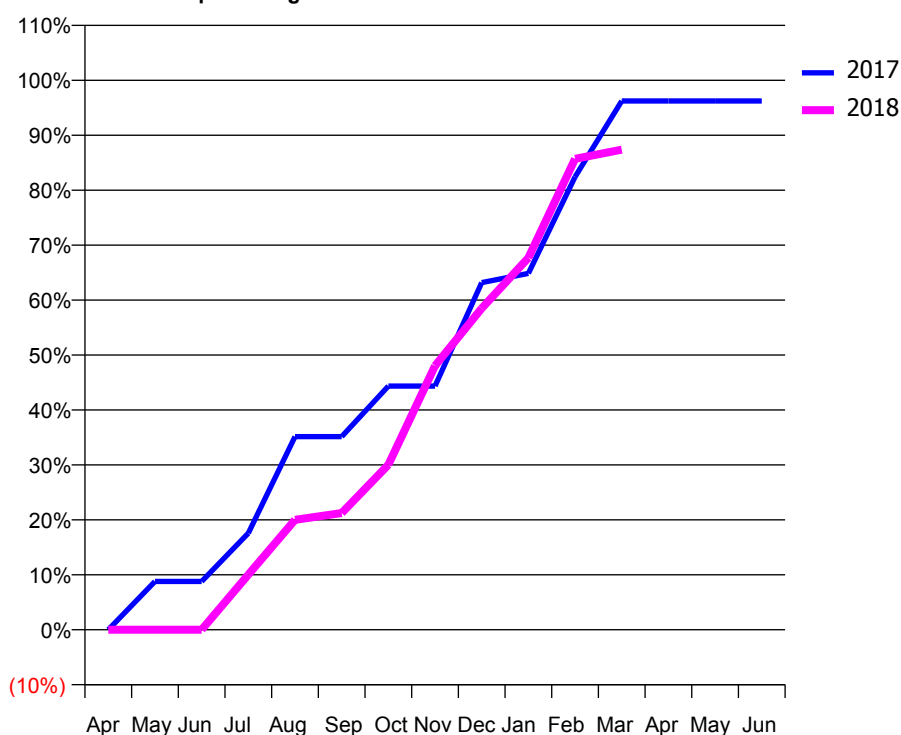
Q60 - Vital Signs Orthodontic At a Glance Contract Report for 822167/0003 - March 2018

Name or company name	MISS CD HOLLINS	17/18 Contracted general activity (UDA)	0
Contract type name	PDS Contract	Carry forward general activity (UDA)	0
Purpose of contract	Orthodontic	17/18 Contracted orthodontic activity (UOA)	239
Contract start date	06/02/2007	Carry forward orthodontic activity (UOA)	0
Contract end date	31/03/2019	Baseline contract value	£15,979.43

ACCESS	Contract	England and Wales
24 month ratio of assessments to patient IDs	1.00	1.04

ACTIVITY	Contract
Contract assess and fit appliances (case starts) as a percentage of Area Team case starts	0.2 %

Cumulative percentage of contracted UOA delivered 2017 & 2018



Month	Adjusted Scheduled Activity (UOA)		
	2016	2017	2018
April	-3	0	0
May	18	21	0
June	22	21	0
July	107	42	24
August	107	84	48
September	128	84	51
October	133	106	72
November	135	106	115
December	141	151	140
January	162	155	162
February	183	197	205
March	229	230	209
April	229	230	
May	229	230	
June	229	230	

QUALITY (rolling 12 month period)

	Contract Quantity	Contract Base Number	Contract *	Area Team	Region	England
% of all assessments that were assess and fit appliances (case starts)	10	30	33.3%	56.9%	57.8%	60.1%
% of all assessments that were assess and refuse	10	30	33.3%	18.0%	11.2%	11.3%
% of all assessments that were assess and review	10	30	33.3%	25.0%	31.0%	28.6%
% of case starts with a reported IOTN of 3 and Aesthetic Component of 5 or below	0	10	<i>N/A</i>	0.0%	0.1%	0.1%
% of case starts with a reported IOTN of 3 and Aesthetic Component of 6 or above	0	10	<i>N/A</i>	3.9%	4.1%	4.1%
% of case starts with a reported IOTN of 4	8	10	80.0%	79.7%	76.4%	77.7%
% of case starts with a reported IOTN of 5	2	10	20.0%	15.6%	17.7%	16.8 %
% of concluded courses in receipt of dual-arch fixed appliances	0	3	<i>N/A</i>	75.8%	69.8%	73.8%
% of concluded courses where treatment was abandoned or discontinued	0	3	0.0%	8.2%	8.3%	7.0%
% of patients satisfied with the treatment they have received	2	2	100.0%	98.1%	96.6%	96.0%

* Figures in italics indicate that the base number is less than 100.

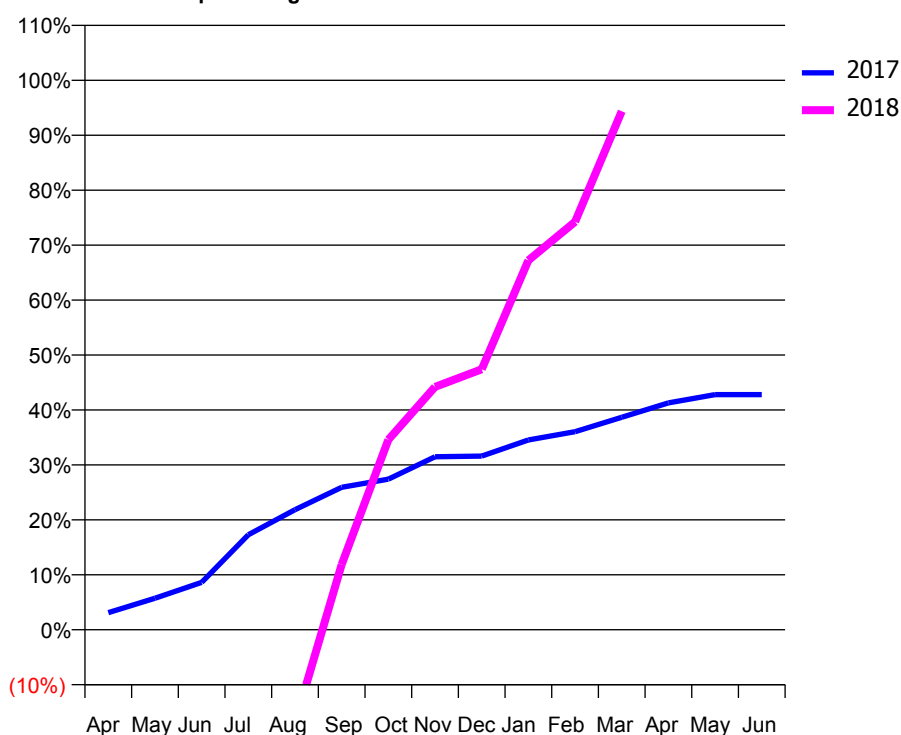
Q60 - Vital Signs Orthodontic At a Glance Contract Report for 840610/0001 - March 2018

Name or company name	MR RK NAHAR	17/18 Contracted general activity (UDA)	14,203
Contract type name	GDS Contract	Carry forward general activity (UDA)	0
Purpose of contract	General and Orthodontic	17/18 Contracted orthodontic activity (UOA)	656
Contract start date	01/04/2006	Carry forward orthodontic activity (UOA)	391
Contract end date		Baseline contract value	£378,142.55

ACCESS	Contract	England and Wales
24 month ratio of assessments to patient IDs	1.01	1.04

ACTIVITY	Contract
Contract assess and fit appliances (case starts) as a percentage of Area Team case starts	1.0 %

Cumulative percentage of contracted UOA delivered 2017 & 2018



Month	Adjusted Scheduled Activity (UOA)		
	2016	2017	2018
April	0	50	-391
May	3	92	-367
June	3	138	-346
July	110	277	-217
August	153	350	-111
September	198	415	78
October	304	439	227
November	329	504	290
December	438	506	311
January	439	553	441
February	505	577	487
March	554	619	619
April	639	661	
May	660	685	
June	660	685	

QUALITY (rolling 12 month period)	Contract Quantity	Contract Base Number	Contract *	Area Team	Region	England
% of all assessments that were assess and fit appliances (case starts)	52	74	70.3%	56.9%	57.8%	60.1%
% of all assessments that were assess and refuse	10	74	13.5%	18.0%	11.2%	11.3%
% of all assessments that were assess and review	12	74	16.2%	25.0%	31.0%	28.6%
% of case starts with a reported IOTN of 3 and Aesthetic Component of 5 or below	0	52	<i>N/A</i>	0.0%	0.1%	0.1%
% of case starts with a reported IOTN of 3 and Aesthetic Component of 6 or above	0	52	<i>N/A</i>	3.9%	4.1%	4.1%
% of case starts with a reported IOTN of 4	40	52	76.9%	79.7%	76.4%	77.7%
% of case starts with a reported IOTN of 5	12	52	23.1%	15.6%	17.7%	16.8 %
% of concluded courses in receipt of dual-arch fixed appliances	20	26	76.9%	75.8%	69.8%	73.8%
% of concluded courses where treatment was abandoned or discontinued	1	26	3.8%	8.2%	8.3%	7.0%
% of patients satisfied with the treatment they have received	3	3	100.0%	98.1%	96.6%	96.0%

* Figures in italics indicate that the base number is less than 100.

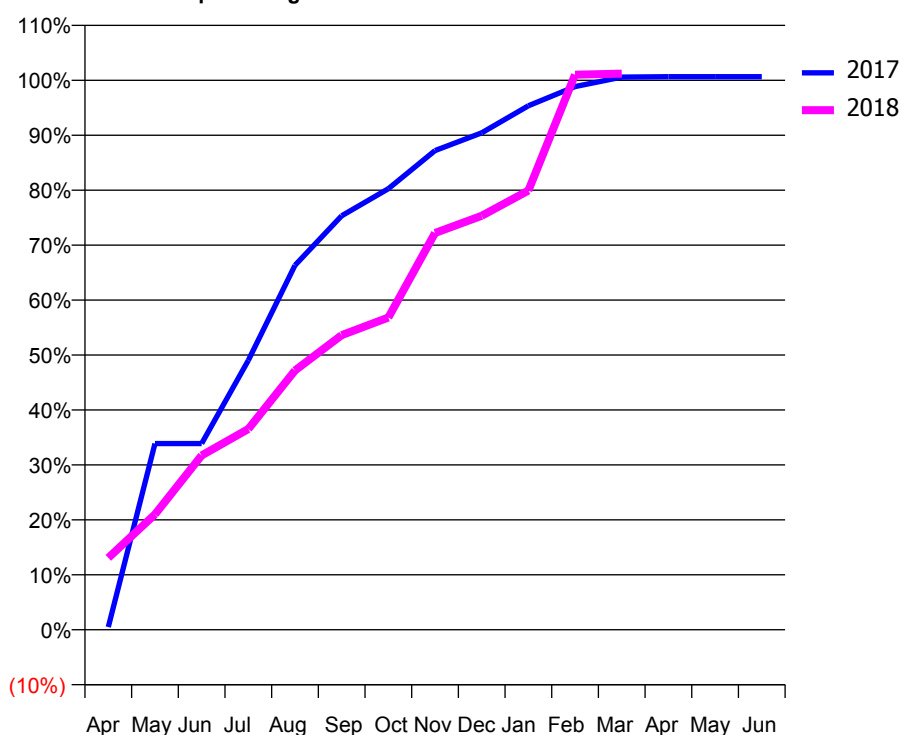
Q60 - Vital Signs Orthodontic At a Glance Contract Report for 910066/0001 - March 2018

Name or company name	DR AJ FAGG	17/18 Contracted general activity (UDA)	777
Contract type name	GDS Contract	Carry forward general activity (UDA)	27
Purpose of contract	General and Orthodontic	17/18 Contracted orthodontic activity (UOA)	1,399
Contract start date	01/04/2006	Carry forward orthodontic activity (UOA)	-9
Contract end date		Baseline contract value	£90,601.43

ACCESS	Contract	England and Wales
24 month ratio of assessments to patient IDs	1.01	1.04

ACTIVITY	Contract
Contract assess and fit appliances (case starts) as a percentage of Area Team case starts	1.3 %

Cumulative percentage of contracted UOA delivered 2017 & 2018



Month	Adjusted Scheduled Activity (UOA)		
	2016	2017	2018
April	92	7	183
May	202	474	294
June	312	474	444
July	505	686	511
August	741	928	660
September	998	1,054	750
October	1,082	1,123	795
November	1,252	1,220	1,010
December	1,383	1,265	1,054
January	1,384	1,334	1,118
February	1,384	1,383	1,413
March	1,384	1,407	1,416
April	1,385	1,408	
May	1,385	1,408	
June	1,385	1,408	

QUALITY (rolling 12 month period)	Contract Quantity	Contract Base Number	Contract *	Area Team	Region	England
% of all assessments that were assess and fit appliances (case starts)	65	109	59.6%	56.9%	57.8%	60.1%
% of all assessments that were assess and refuse	12	109	11.0%	18.0%	11.2%	11.3%
% of all assessments that were assess and review	32	109	29.4%	25.0%	31.0%	28.6%
% of case starts with a reported IOTN of 3 and Aesthetic Component of 5 or below	0	65	<i>N/A</i>	0.0%	0.1%	0.1%
% of case starts with a reported IOTN of 3 and Aesthetic Component of 6 or above	0	65	<i>N/A</i>	3.9%	4.1%	4.1%
% of case starts with a reported IOTN of 4	64	65	98.5%	79.7%	76.4%	77.7%
% of case starts with a reported IOTN of 5	1	65	1.5%	15.6%	17.7%	16.8 %
% of concluded courses in receipt of dual-arch fixed appliances	56	69	81.2%	75.8%	69.8%	73.8%
% of concluded courses where treatment was abandoned or discontinued	7	69	10.1%	8.2%	8.3%	7.0%
% of patients satisfied with the treatment they have received	2	2	100.0%	98.1%	96.6%	96.0%

* Figures in italics indicate that the base number is less than 100.

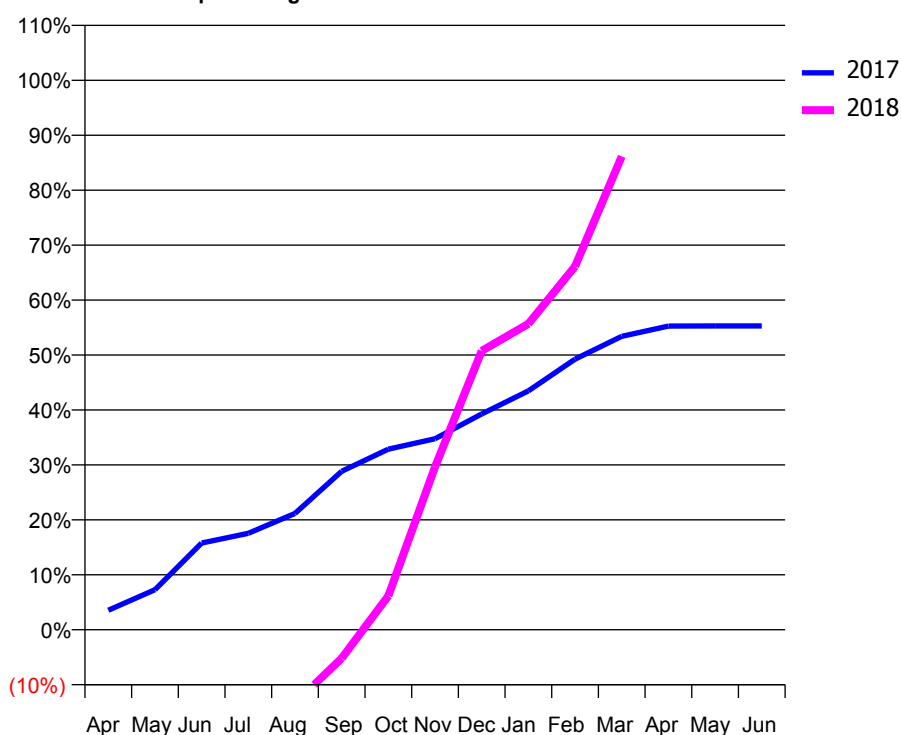
Q60 - Vital Signs Orthodontic At a Glance Contract Report for 927201/0001 - March 2018

Name or company name	MR N AHMED	17/18 Contracted general activity (UDA)	17,708
Contract type name	GDS Contract	Carry forward general activity (UDA)	-20
Purpose of contract	General and Orthodontic	17/18 Contracted orthodontic activity (UOA)	2,688
Contract start date	01/04/2006	Carry forward orthodontic activity (UOA)	2,144
Contract end date		Baseline contract value	£601,799.70

ACCESS	Contract	England and Wales
24 month ratio of assessments to patient IDs	1.00	1.04

ACTIVITY	Contract
Contract assess and fit appliances (case starts) as a percentage of Area Team case starts	4.1 %

Cumulative percentage of contracted UOA delivered 2017 & 2018



Month	Adjusted Scheduled Activity (UOA)		
	2016	2017	2018
April	-29	170	-2,078
May	425	349	-1,482
June	778	756	-753
July	974	841	-514
August	1,150	1,014	-360
September	1,238	1,381	-140
October	1,881	1,574	166
November	2,124	1,665	797
December	2,295	1,881	1,364
January	2,363	2,081	1,497
February	2,511	2,358	1,778
March	2,642	2,557	2,315
April	2,685	2,646	
May	2,685	2,647	
June	2,685	2,647	

QUALITY (rolling 12 month period)

	Contract Quantity	Contract Base Number	Contract *	Area Team	Region	England
% of all assessments that were assess and fit appliances (case starts)	213	328	64.9%	56.9%	57.8%	60.1%
% of all assessments that were assess and refuse	22	328	6.7%	18.0%	11.2%	11.3%
% of all assessments that were assess and review	93	328	28.4%	25.0%	31.0%	28.6%
% of case starts with a reported IOTN of 3 and Aesthetic Component of 5 or below	0	213	N/A	0.0%	0.1%	0.1%
% of case starts with a reported IOTN of 3 and Aesthetic Component of 6 or above	6	213	2.8%	3.9%	4.1%	4.1%
% of case starts with a reported IOTN of 4	166	213	77.9%	79.7%	76.4%	77.7%
% of case starts with a reported IOTN of 5	38	213	17.8%	15.6%	17.7%	16.8 %
% of concluded courses in receipt of dual-arch fixed appliances	115	128	89.8%	75.8%	69.8%	73.8%
% of concluded courses where treatment was abandoned or discontinued	4	128	3.1%	8.2%	8.3%	7.0%
% of patients satisfied with the treatment they have received	4	4	100.0%	98.1%	96.6%	96.0%

* Figures in italics indicate that the base number is less than 100.

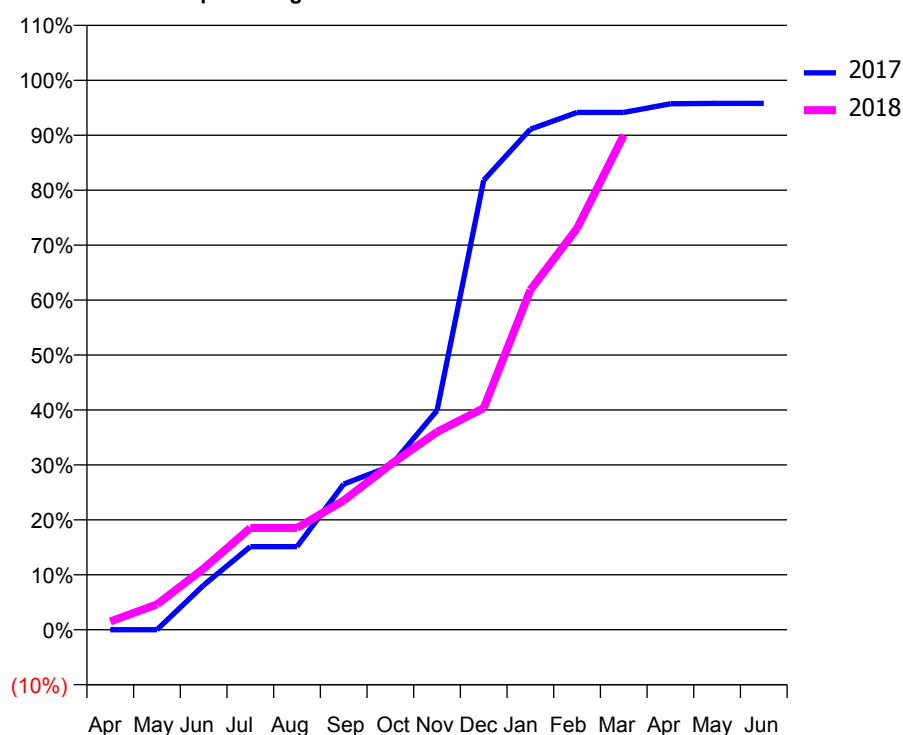
Q61 - Vital Signs Orthodontic At a Glance Contract Report for 101370/0143 - March 2018

Name or company name	Petrie Tucker and Partners Ltd	17/18 Contracted general activity (UDA)	18,993
Contract type name	GDS Contract	Carry forward general activity (UDA)	0
Purpose of contract	General and Orthodontic	17/18 Contracted orthodontic activity (UOA)	1,381
Contract start date	01/04/2015	Carry forward orthodontic activity (UOA)	0
Contract end date		Baseline contract value	£565,410.28

ACCESS	Contract	England and Wales
24 month ratio of assessments to patient IDs	1.06	1.04

ACTIVITY	Contract
Contract assess and fit appliances (case starts) as a percentage of Area Team case starts	0.4 %

Cumulative percentage of contracted UOA delivered 2017 & 2018



Month	Adjusted Scheduled Activity (UOA)		
	2016	2017	2018
April	0	0	21
May	1	0	64
June	4	112	154
July	4	209	256
August	75	209	256
September	178	366	325
October	447	411	415
November	511	551	497
December	882	1,130	557
January	988	1,258	854
February	1,136	1,300	1,009
March	1,309	1,300	1,243
April	1,372	1,322	
May	1,372	1,323	
June	1,372	1,323	

QUALITY (rolling 12 month period)

	Contract Quantity	Contract Base Number	Contract *	Area Team	Region	England
% of all assessments that were assess and fit appliances (case starts)	56	182	30.8%	58.0%	59.9%	60.1%
% of all assessments that were assess and refuse	41	182	22.5%	15.9%	13.8%	11.3%
% of all assessments that were assess and review	85	182	46.7%	26.1%	26.3%	28.6%
% of case starts with a reported IOTN of 3 and Aesthetic Component of 5 or below	0	56	<i>N/A</i>	0.1%	0.1%	0.1%
% of case starts with a reported IOTN of 3 and Aesthetic Component of 6 or above	14	56	25.0%	5.5%	5.7%	4.1%
% of case starts with a reported IOTN of 4	33	56	58.9%	80.4%	79.2%	77.7%
% of case starts with a reported IOTN of 5	9	56	16.1%	13.7%	13.9%	16.8 %
% of concluded courses in receipt of dual-arch fixed appliances	1	3	33.3%	83.0%	78.6%	73.8%
% of concluded courses where treatment was abandoned or discontinued	2	3	66.7%	5.7%	5.5%	7.0%
% of patients satisfied with the treatment they have received	2	2	100.0%	95.4%	94.2%	96.0%

* Figures in italics indicate that the base number is less than 100.

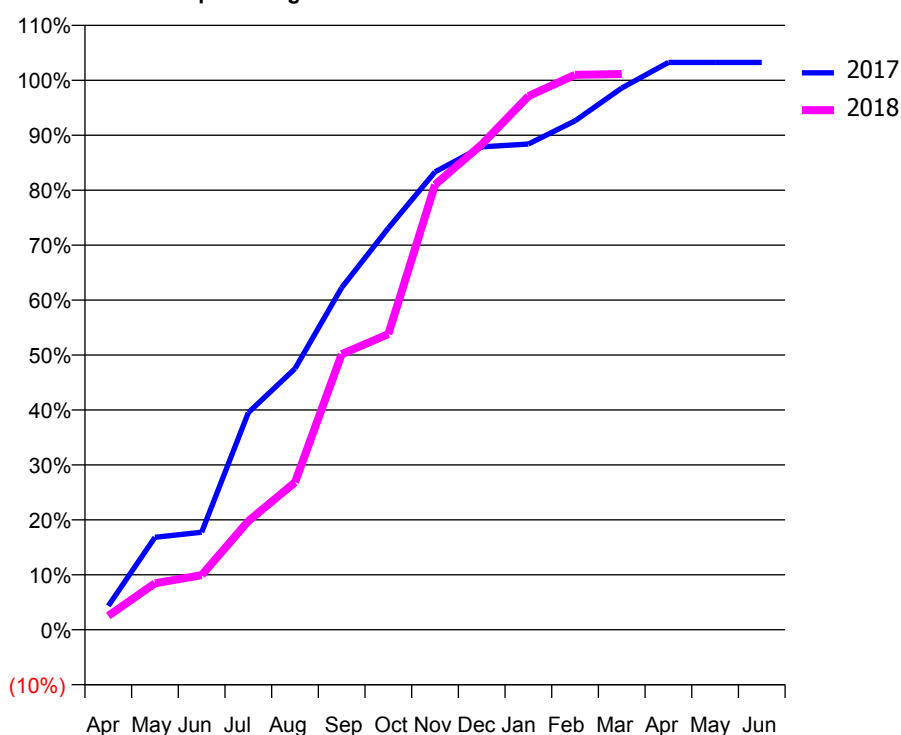
Q61 - Vital Signs Orthodontic At a Glance Contract Report for 109061/0001 - March 2018

Name or company name	Davidoff Dental Practice	17/18 Contracted general activity (UDA)	14,478
Contract type name	GDS Contract	Carry forward general activity (UDA)	23
Purpose of contract	General and Orthodontic	17/18 Contracted orthodontic activity (UOA)	1,420
Contract start date	23/11/2012	Carry forward orthodontic activity (UOA)	-28
Contract end date		Baseline contract value	£519,903.03

ACCESS	Contract	England and Wales
24 month ratio of assessments to patient IDs	1.04	1.04

ACTIVITY	Contract
Contract assess and fit appliances (case starts) as a percentage of Area Team case starts	0.5 %

Cumulative percentage of contracted UOA delivered 2017 & 2018



Month	Adjusted Scheduled Activity (UOA)		
	2016	2017	2018
April	0	62	36
May	171	239	120
June	295	252	141
July	579	561	281
August	643	675	381
September	803	884	712
October	803	1,038	764
November	906	1,183	1,150
December	1,027	1,248	1,254
January	1,039	1,255	1,379
February	1,325	1,315	1,434
March	1,422	1,400	1,436
April	1,445	1,466	
May	1,445	1,466	
June	1,445	1,466	

QUALITY (rolling 12 month period)

	Contract Quantity	Contract Base Number	Contract *	Area Team	Region	England
% of all assessments that were assess and fit appliances (case starts)	59	312	18.9%	58.0%	59.9%	60.1%
% of all assessments that were assess and refuse	82	312	26.3%	15.9%	13.8%	11.3%
% of all assessments that were assess and review	171	312	54.8%	26.1%	26.3%	28.6%
% of case starts with a reported IOTN of 3 and Aesthetic Component of 5 or below	0	59	<i>N/A</i>	0.1%	0.1%	0.1%
% of case starts with a reported IOTN of 3 and Aesthetic Component of 6 or above	0	59	<i>N/A</i>	5.5%	5.7%	4.1%
% of case starts with a reported IOTN of 4	52	59	88.1%	80.4%	79.2%	77.7%
% of case starts with a reported IOTN of 5	7	59	11.9%	13.7%	13.9%	16.8 %
% of concluded courses in receipt of dual-arch fixed appliances	63	67	94.0%	83.0%	78.6%	73.8%
% of concluded courses where treatment was abandoned or discontinued	1	67	1.5%	5.7%	5.5%	7.0%
% of patients satisfied with the treatment they have received	0	0	<i>N/A</i>	95.4%	94.2%	96.0%

* Figures in italics indicate that the base number is less than 100.

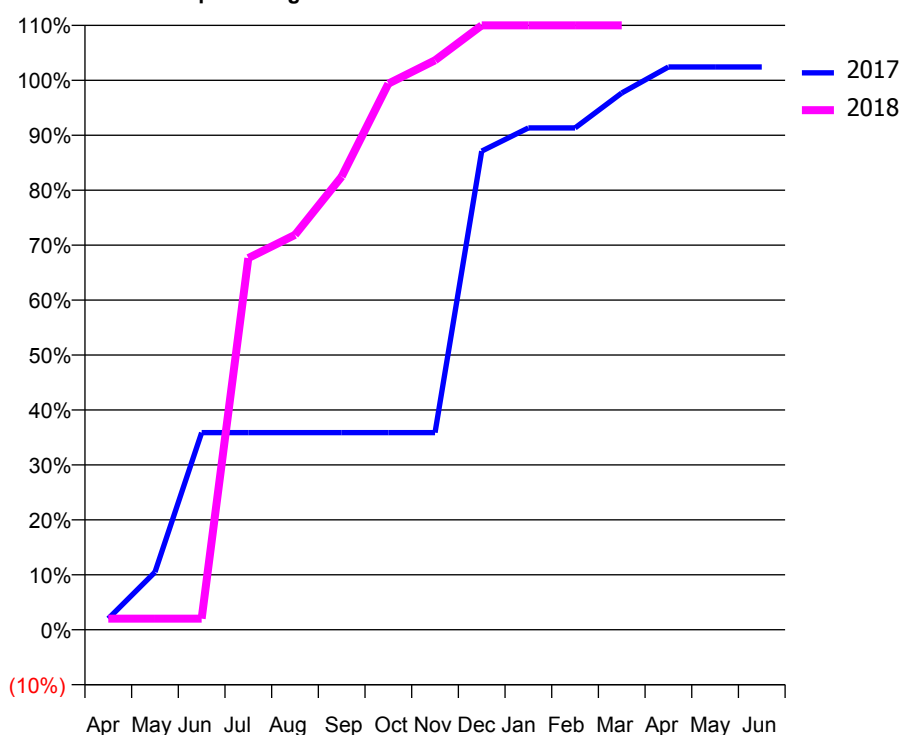
Q61 - Vital Signs Orthodontic At a Glance Contract Report for 109177/0001 - March 2018

Name or company name	The Orthodontic Gallery	17/18 Contracted general activity (UDA)	0
Contract type name	PDS Contract	Carry forward general activity (UDA)	0
Purpose of contract	Orthodontic	17/18 Contracted orthodontic activity (UOA)	992
Contract start date	01/09/2007	Carry forward orthodontic activity (UOA)	-20
Contract end date	31/03/2019	Baseline contract value	£67,388.80

ACCESS	Contract	England and Wales
24 month ratio of assessments to patient IDs	1.04	1.04

ACTIVITY	Contract
Contract assess and fit appliances (case starts) as a percentage of Area Team case starts	0.4 %

Cumulative percentage of contracted UOA delivered 2017 & 2018



Month	Adjusted Scheduled Activity (UOA)		
	2016	2017	2018
April	20	20	20
May	62	104	20
June	293	356	20
July	608	356	671
August	776	356	713
September	902	356	818
October	986	356	986
November	986	356	1,028
December	986	864	1,091
January	986	906	1,091
February	1,007	906	1,091
March	1,031	969	1,091
April	1,052	1,016	
May	1,052	1,016	
June	1,052	1,016	

QUALITY (rolling 12 month period)

	Contract Quantity	Contract Base Number	Contract *	Area Team	Region	England
% of all assessments that were assess and fit appliances (case starts)	53	58	91.4%	58.0%	59.9%	60.1%
% of all assessments that were assess and refuse	4	58	6.9%	15.9%	13.8%	11.3%
% of all assessments that were assess and review	1	58	1.7%	26.1%	26.3%	28.6%
% of case starts with a reported IOTN of 3 and Aesthetic Component of 5 or below	0	53	N/A	0.1%	0.1%	0.1%
% of case starts with a reported IOTN of 3 and Aesthetic Component of 6 or above	5	53	9.4%	5.5%	5.7%	4.1%
% of case starts with a reported IOTN of 4	36	53	67.9%	80.4%	79.2%	77.7%
% of case starts with a reported IOTN of 5	10	53	18.9%	13.7%	13.9%	16.8%
% of concluded courses in receipt of dual-arch fixed appliances	3	54	5.6%	83.0%	78.6%	73.8%
% of concluded courses where treatment was abandoned or discontinued	0	54	0.0%	5.7%	5.5%	7.0%
% of patients satisfied with the treatment they have received	4	4	100.0%	95.4%	94.2%	96.0%

* Figures in italics indicate that the base number is less than 100.

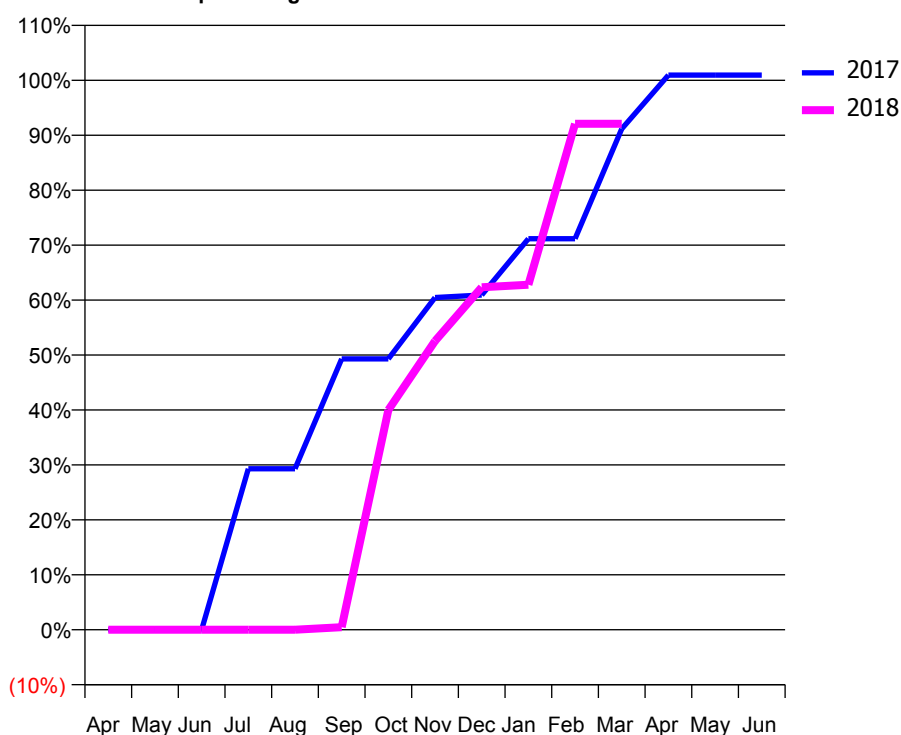
Q61 - Vital Signs Orthodontic At a Glance Contract Report for 109665/0001 - March 2018

Name or company name	Woodford Dental Care	17/18 Contracted general activity (UDA)	15,510
Contract type name	Pilot Contract	Carry forward general activity (UDA)	0
Purpose of contract	General and Orthodontic	17/18 Contracted orthodontic activity (UOA)	215
Contract start date	01/11/2006	Carry forward orthodontic activity (UOA)	0
Contract end date		Baseline contract value	£536,795.70

ACCESS	Contract	England and Wales
24 month ratio of assessments to patient IDs	1.25	1.04

ACTIVITY	Contract
Contract assess and fit appliances (case starts) as a percentage of Area Team case starts	0.1 %

Cumulative percentage of contracted UOA delivered 2017 & 2018



Month	Adjusted Scheduled Activity (UOA)		
	2016	2017	2018
April	0	0	0
May	0	0	0
June	0	0	0
July	0	63	0
August	0	63	0
September	0	106	1
October	22	106	86
November	44	130	113
December	44	131	134
January	45	153	135
February	45	153	198
March	109	196	198
April	109	217	
May	109	217	
June	109	217	

QUALITY (rolling 12 month period)

	Contract Quantity	Contract Base Number	Contract *	Area Team	Region	England
% of all assessments that were assess and fit appliances (case starts)	10	20	50.0%	58.0%	59.9%	60.1%
% of all assessments that were assess and refuse	4	20	20.0%	15.9%	13.8%	11.3%
% of all assessments that were assess and review	6	20	30.0%	26.1%	26.3%	28.6%
% of case starts with a reported IOTN of 3 and Aesthetic Component of 5 or below	0	10	N/A	0.1%	0.1%	0.1%
% of case starts with a reported IOTN of 3 and Aesthetic Component of 6 or above	0	10	N/A	5.5%	5.7%	4.1%
% of case starts with a reported IOTN of 4	10	10	100.0%	80.4%	79.2%	77.7%
% of case starts with a reported IOTN of 5	0	10	N/A	13.7%	13.9%	16.8 %
% of concluded courses in receipt of dual-arch fixed appliances	0	2	N/A	83.0%	78.6%	73.8%
% of concluded courses where treatment was abandoned or discontinued	0	2	0.0%	5.7%	5.5%	7.0%
% of patients satisfied with the treatment they have received	0	0	N/A	95.4%	94.2%	96.0%

* Figures in italics indicate that the base number is less than 100.

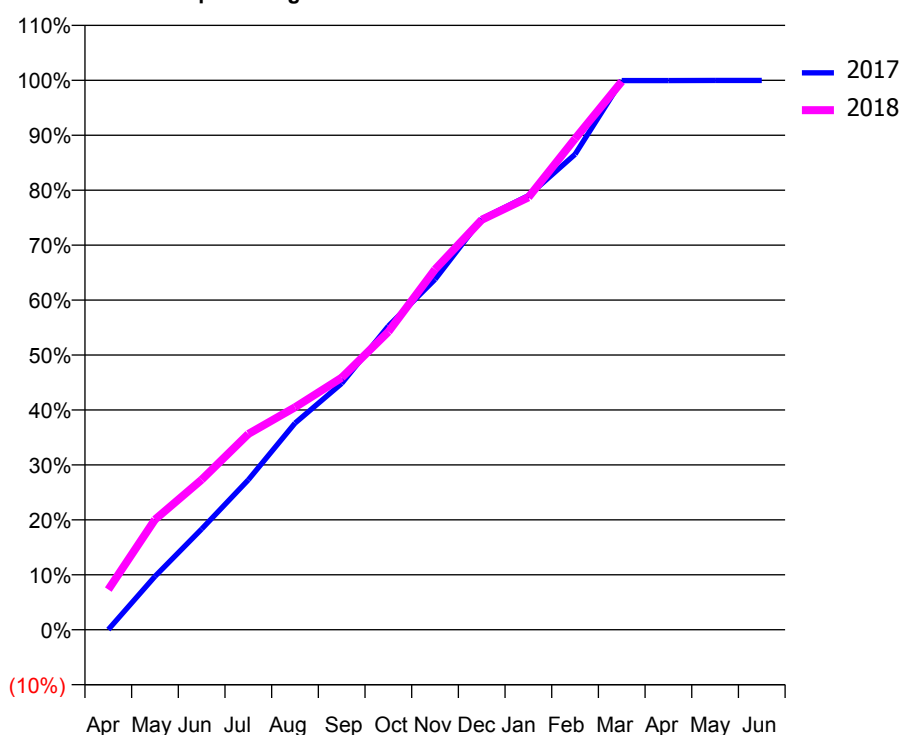
Q61 - Vital Signs Orthodontic At a Glance Contract Report for 114200/0001 - March 2018

Name or company name	Share a Smile Limited	17/18 Contracted general activity (UDA)	0
Contract type name	PDS Contract	Carry forward general activity (UDA)	0
Purpose of contract	Orthodontic	17/18 Contracted orthodontic activity (UOA)	11,779
Contract start date	01/04/2008	Carry forward orthodontic activity (UOA)	5
Contract end date	31/03/2019	Baseline contract value	£772,524.65

ACCESS	Contract	England and Wales
24 month ratio of assessments to patient IDs	1.00	1.04

ACTIVITY	Contract
Contract assess and fit appliances (case starts) as a percentage of Area Team case starts	4.4 %

Cumulative percentage of contracted UOA delivered 2017 & 2018



Month	Adjusted Scheduled Activity (UOA)		
	2016	2017	2018
April	936	4	862
May	1,663	1,144	2,362
June	2,857	2,160	3,216
July	3,851	3,214	4,197
August	4,921	4,429	4,769
September	5,602	5,282	5,404
October	6,498	6,509	6,386
November	7,449	7,511	7,724
December	8,495	8,807	8,788
January	9,338	9,305	9,268
February	10,828	10,193	10,525
March	11,290	11,772	11,752
April	11,749	11,772	
May	11,783	11,774	
June	11,783	11,774	

QUALITY (rolling 12 month period)	Contract Quantity	Contract Base Number	Contract *	Area Team	Region	England
% of all assessments that were assess and fit appliances (case starts)	552	906	60.9%	58.0%	59.9%	60.1%
% of all assessments that were assess and refuse	156	906	17.2%	15.9%	13.8%	11.3%
% of all assessments that were assess and review	198	906	21.9%	26.1%	26.3%	28.6%
% of case starts with a reported IOTN of 3 and Aesthetic Component of 5 or below	2	552	0.4%	0.1%	0.1%	0.1%
% of case starts with a reported IOTN of 3 and Aesthetic Component of 6 or above	13	552	2.4%	5.5%	5.7%	4.1%
% of case starts with a reported IOTN of 4	476	552	86.2%	80.4%	79.2%	77.7%
% of case starts with a reported IOTN of 5	59	552	10.7%	13.7%	13.9%	16.8 %
% of concluded courses in receipt of dual-arch fixed appliances	501	566	88.5%	83.0%	78.6%	73.8%
% of concluded courses where treatment was abandoned or discontinued	46	566	8.1%	5.7%	5.5%	7.0%
% of patients satisfied with the treatment they have received	12	12	100.0%	95.4%	94.2%	96.0%

* Figures in italics indicate that the base number is less than 100.

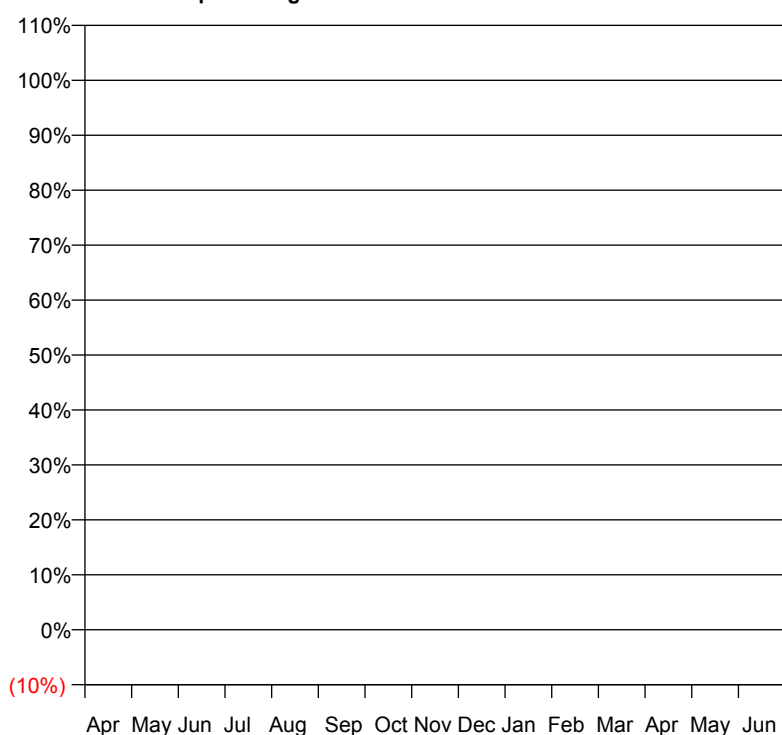
Q61 - Vital Signs Orthodontic At a Glance Contract Report for 127280/0001 - March 2018

Name or company name	S Cowley, R Ingham and J Angelo	17/18 Contracted general activity (UDA)	23,003
Contract type name	GDS Contract	Carry forward general activity (UDA)	4
Purpose of contract	General	17/18 Contracted orthodontic activity (UOA)	0
Contract start date	01/05/2011	Carry forward orthodontic activity (UOA)	0
Contract end date		Baseline contract value	£672,088.94

ACCESS	Contract	England and Wales
24 month ratio of assessments to patient IDs	2.00	1.04

ACTIVITY	Contract
Contract assess and fit appliances (case starts) as a percentage of Area Team case starts	0.0 %

Cumulative percentage of contracted UOA delivered 2017 & 2018



— 2017
— 2018

Month	Adjusted Scheduled Activity (UOA)		
	2016	2017	2018
April	0	0	0
May	0	0	0
June	0	0	0
July	0	0	0
August	0	0	0
September	0	0	0
October	0	0	0
November	0	0	1
December	0	0	1
January	0	0	1
February	0	0	1
March	0	0	1
April	0	0	
May	0	0	
June	0	0	

QUALITY (rolling 12 month period)

	Contract Quantity	Contract Base Number	Contract *	Area Team	Region	England
% of all assessments that were assess and fit appliances (case starts)	0	2	0.0%	58.0%	59.9%	60.1%
% of all assessments that were assess and refuse	0	2	0.0%	15.9%	13.8%	11.3%
% of all assessments that were assess and review	2	2	100.0%	26.1%	26.3%	28.6%
% of case starts with a reported IOTN of 3 and Aesthetic Component of 5 or below	0	0	N/A	0.1%	0.1%	0.1%
% of case starts with a reported IOTN of 3 and Aesthetic Component of 6 or above	0	0	N/A	5.5%	5.7%	4.1%
% of case starts with a reported IOTN of 4	0	0	N/A	80.4%	79.2%	77.7%
% of case starts with a reported IOTN of 5	0	0	N/A	13.7%	13.9%	16.8 %
% of concluded courses in receipt of dual-arch fixed appliances	0	0	N/A	83.0%	78.6%	73.8%
% of concluded courses where treatment was abandoned or discontinued	0	0	N/A	5.7%	5.5%	7.0%
% of patients satisfied with the treatment they have received	0	0	N/A	95.4%	94.2%	96.0%

* Figures in italics indicate that the base number is less than 100.

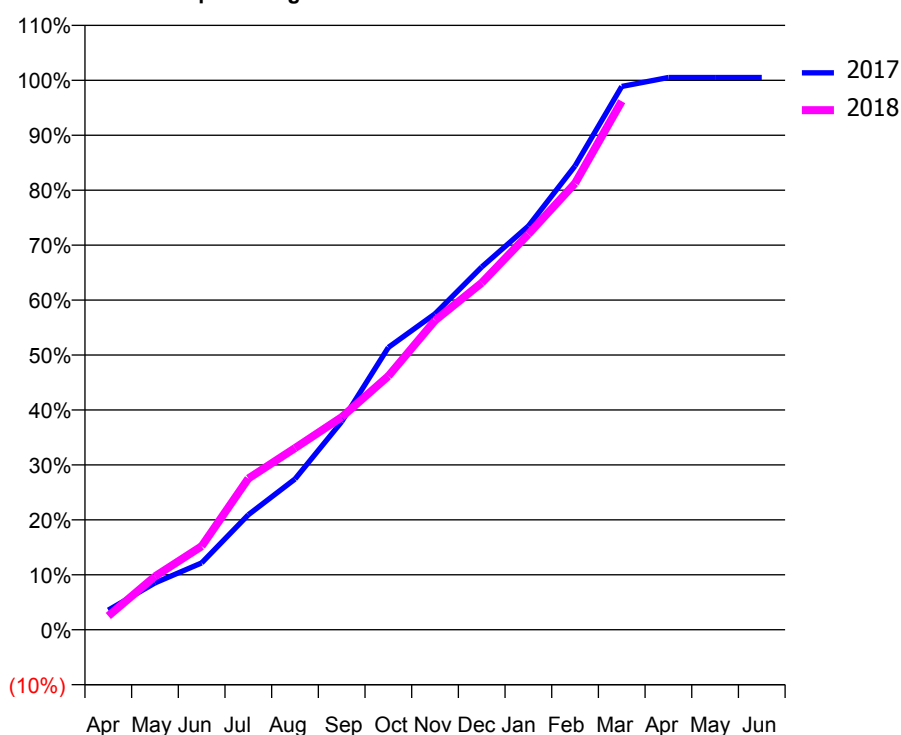
Q61 - Vital Signs Orthodontic At a Glance Contract Report for 136263/0001 - March 2018

Name or company name	Barnet Orthodontic Practice Ltd	17/18 Contracted general activity (UDA)	0
Contract type name	PDS Contract	Carry forward general activity (UDA)	0
Purpose of contract	Orthodontic	17/18 Contracted orthodontic activity (UOA)	5,222
Contract start date	01/06/2012	Carry forward orthodontic activity (UOA)	-26
Contract end date	31/03/2018	Baseline contract value	£351,917.50

ACCESS	Contract	England and Wales
24 month ratio of assessments to patient IDs	1.02	1.04

ACTIVITY	Contract
Contract assess and fit appliances (case starts) as a percentage of Area Team case starts	1.9 %

Cumulative percentage of contracted UOA delivered 2017 & 2018



Month	Adjusted Scheduled Activity (UOA)		
	2016	2017	2018
April	125	187	131
May	587	445	508
June	777	636	794
July	1,267	1,093	1,438
August	1,586	1,433	1,727
September	2,084	1,978	2,021
October	2,668	2,683	2,411
November	3,058	3,003	2,940
December	3,754	3,448	3,297
January	3,996	3,837	3,759
February	4,647	4,408	4,243
March	5,038	5,164	5,023
April	5,243	5,248	
May	5,244	5,248	
June	5,244	5,248	

QUALITY (rolling 12 month period)

	Contract Quantity	Contract Base Number	Contract *	Area Team	Region	England
% of all assessments that were assess and fit appliances (case starts)	238	524	45.4%	58.0%	59.9%	60.1%
% of all assessments that were assess and refuse	124	524	23.7%	15.9%	13.8%	11.3%
% of all assessments that were assess and review	162	524	30.9%	26.1%	26.3%	28.6%
% of case starts with a reported IOTN of 3 and Aesthetic Component of 5 or below	1	238	0.4%	0.1%	0.1%	0.1%
% of case starts with a reported IOTN of 3 and Aesthetic Component of 6 or above	4	238	1.7%	5.5%	5.7%	4.1%
% of case starts with a reported IOTN of 4	205	238	86.1%	80.4%	79.2%	77.7%
% of case starts with a reported IOTN of 5	24	238	10.1%	13.7%	13.9%	16.8 %
% of concluded courses in receipt of dual-arch fixed appliances	146	189	77.2%	83.0%	78.6%	73.8%
% of concluded courses where treatment was abandoned or discontinued	15	189	7.9%	5.7%	5.5%	7.0%
% of patients satisfied with the treatment they have received	8	9	88.9%	95.4%	94.2%	96.0%

* Figures in italics indicate that the base number is less than 100.

Q61 - Vital Signs Orthodontic At a Glance Contract Report for 140252/0001 - March 2018

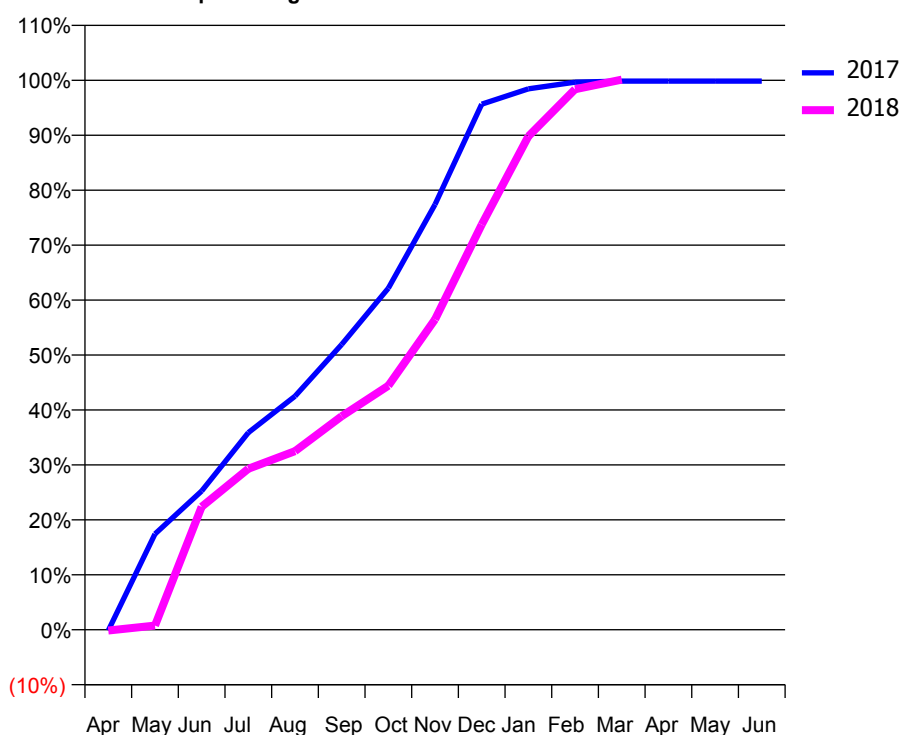
Name or company name	Mrs S Talwar & Dr R Khera
Contract type name	GDS Contract
Purpose of contract	General and Orthodontic
Contract start date	10/01/2009
Contract end date	

17/18 Contracted general activity (UDA)	3,745
Carry forward general activity (UDA)	-75
17/18 Contracted orthodontic activity (UOA)	2,645
Carry forward orthodontic activity (UOA)	4
Baseline contract value	£272,916.70

ACCESS	Contract	England and Wales
24 month ratio of assessments to patient IDs	1.07	1.04

ACTIVITY	Contract
Contract assess and fit appliances (case starts) as a percentage of Area Team case starts	1.0 %

Cumulative percentage of contracted UOA delivered 2017 & 2018



Month	Adjusted Scheduled Activity (UOA)		
	2016	2017	2018
April	-11	-4	-4
May	-11	461	20
June	73	668	592
July	623	949	775
August	688	1,124	860
September	847	1,373	1,028
October	1,240	1,644	1,175
November	1,535	2,047	1,494
December	1,894	2,530	1,950
January	2,431	2,604	2,375
February	2,618	2,636	2,602
March	2,618	2,641	2,648
April	2,618	2,641	
May	2,641	2,641	
June	2,641	2,641	

QUALITY (rolling 12 month period)

	Contract Quantity	Contract Base Number	Contract *	Area Team	Region	England
% of all assessments that were assess and fit appliances (case starts)	122	272	44.9%	58.0%	59.9%	60.1%
% of all assessments that were assess and refuse	71	272	26.1%	15.9%	13.8%	11.3%
% of all assessments that were assess and review	79	272	29.0%	26.1%	26.3%	28.6%
% of case starts with a reported IOTN of 3 and Aesthetic Component of 5 or below	0	122	N/A	0.1%	0.1%	0.1%
% of case starts with a reported IOTN of 3 and Aesthetic Component of 6 or above	0	122	N/A	5.5%	5.7%	4.1%
% of case starts with a reported IOTN of 4	120	122	98.4%	80.4%	79.2%	77.7%
% of case starts with a reported IOTN of 5	1	122	0.8%	13.7%	13.9%	16.8 %
% of concluded courses in receipt of dual-arch fixed appliances	98	109	89.9%	83.0%	78.6%	73.8%
% of concluded courses where treatment was abandoned or discontinued	4	109	3.7%	5.7%	5.5%	7.0%
% of patients satisfied with the treatment they have received	3	4	75.0%	95.4%	94.2%	96.0%

* Figures in italics indicate that the base number is less than 100.

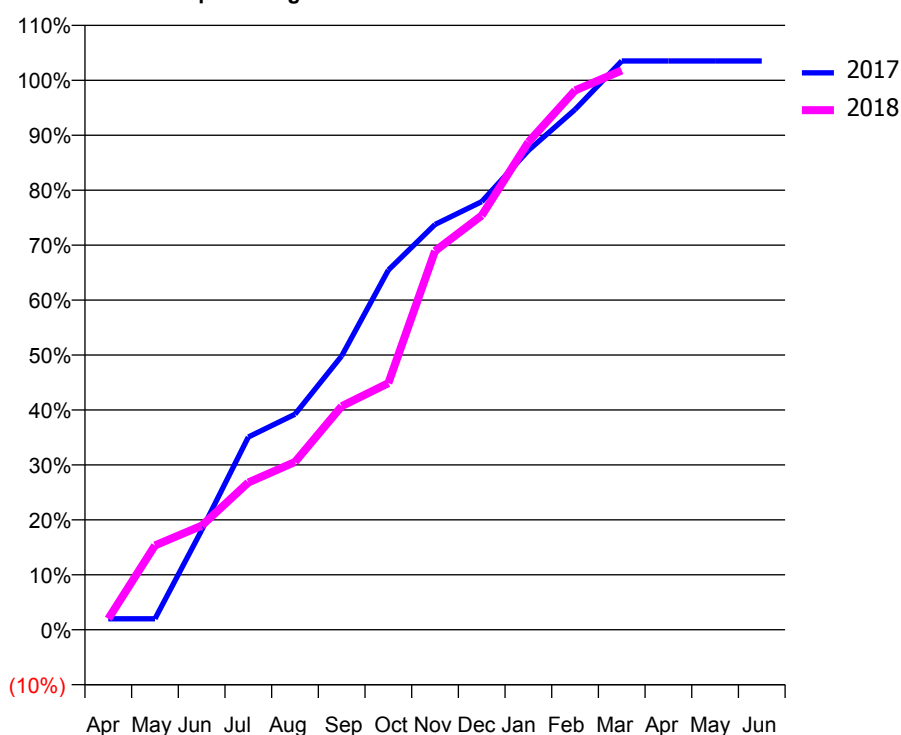
Q61 - Vital Signs Orthodontic At a Glance Contract Report for 143693/0002 - March 2018

Name or company name	Newham Family Dental Care Ltd	17/18 Contracted general activity (UDA)	30,063
Contract type name	GDS Contract	Carry forward general activity (UDA)	-564
Purpose of contract	Orthodontic	17/18 Contracted orthodontic activity (UOA)	4,781
Contract start date	12/03/2008	Carry forward orthodontic activity (UOA)	-96
Contract end date		Baseline contract value	£1,713,668.03

ACCESS	Contract	England and Wales
24 month ratio of assessments to patient IDs	1.08	1.04

ACTIVITY	Contract
Contract assess and fit appliances (case starts) as a percentage of Area Team case starts	1.7 %

Cumulative percentage of contracted UOA delivered 2017 & 2018



Month	Adjusted Scheduled Activity (UOA)		
	2016	2017	2018
April	184	96	96
May	397	96	734
June	1,297	866	906
July	1,873	1,677	1,282
August	2,295	1,876	1,460
September	2,758	2,383	1,945
October	3,111	3,130	2,146
November	3,920	3,527	3,295
December	4,562	3,725	3,604
January	4,562	4,170	4,243
February	4,987	4,526	4,693
March	4,987	4,949	4,867
April	4,987	4,949	
May	4,987	4,949	
June	5,040	4,949	

QUALITY (rolling 12 month period)	Contract Quantity	Contract Base Number	Contract *	Area Team	Region	England
% of all assessments that were assess and fit appliances (case starts)	217	414	52.4%	58.0%	59.9%	60.1%
% of all assessments that were assess and refuse	53	414	12.8%	15.9%	13.8%	11.3%
% of all assessments that were assess and review	144	414	34.8%	26.1%	26.3%	28.6%
% of case starts with a reported IOTN of 3 and Aesthetic Component of 5 or below	0	217	N/A	0.1%	0.1%	0.1%
% of case starts with a reported IOTN of 3 and Aesthetic Component of 6 or above	46	217	21.2%	5.5%	5.7%	4.1%
% of case starts with a reported IOTN of 4	137	217	63.1%	80.4%	79.2%	77.7%
% of case starts with a reported IOTN of 5	34	217	15.7%	13.7%	13.9%	16.8 %
% of concluded courses in receipt of dual-arch fixed appliances	0	124	N/A	83.0%	78.6%	73.8%
% of concluded courses where treatment was abandoned or discontinued	1	124	0.8%	5.7%	5.5%	7.0%
% of patients satisfied with the treatment they have received	8	8	100.0%	95.4%	94.2%	96.0%

* Figures in italics indicate that the base number is less than 100.

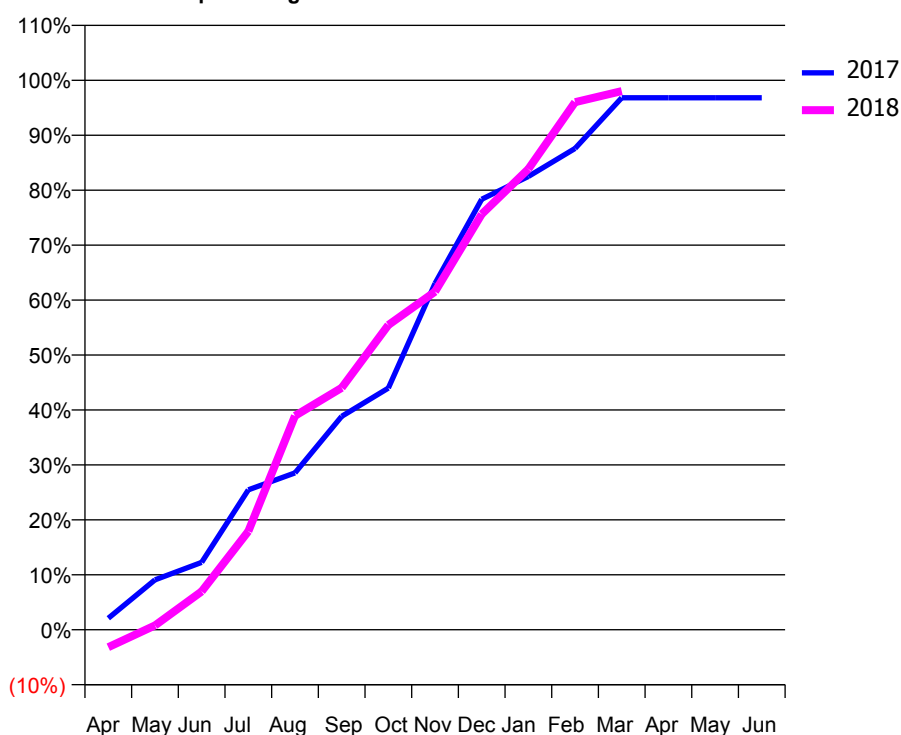
Q61 - Vital Signs Orthodontic At a Glance Contract Report for 149578/0002 - March 2018

Name or company name	Dentasmile Ltd	17/18 Contracted general activity (UDA)	0
Contract type name	GDS Contract	Carry forward general activity (UDA)	0
Purpose of contract	Orthodontic	17/18 Contracted orthodontic activity (UOA)	2,137
Contract start date	11/11/2012	Carry forward orthodontic activity (UOA)	68
Contract end date	31/03/2018	Baseline contract value	£140,181.19

ACCESS	Contract	England and Wales
24 month ratio of assessments to patient IDs	1.01	1.04

ACTIVITY	Contract
Contract assess and fit appliances (case starts) as a percentage of Area Team case starts	0.8 %

Cumulative percentage of contracted UOA delivered 2017 & 2018



Month	Adjusted Scheduled Activity (UOA)		
	2016	2017	2018
April	190	45	-68
May	255	194	17
June	339	262	149
July	625	544	383
August	786	610	832
September	988	830	941
October	1,095	940	1,185
November	1,328	1,347	1,315
December	1,609	1,674	1,616
January	1,672	1,763	1,792
February	1,933	1,872	2,052
March	2,156	2,069	2,095
April	2,157	2,069	
May	2,157	2,069	
June	2,159	2,069	

QUALITY (rolling 12 month period)

	Contract Quantity	Contract Base Number	Contract *	Area Team	Region	England
% of all assessments that were assess and fit appliances (case starts)	102	161	63.4%	58.0%	59.9%	60.1%
% of all assessments that were assess and refuse	35	161	21.7%	15.9%	13.8%	11.3%
% of all assessments that were assess and review	24	161	14.9%	26.1%	26.3%	28.6%
% of case starts with a reported IOTN of 3 and Aesthetic Component of 5 or below	0	102	N/A	0.1%	0.1%	0.1%
% of case starts with a reported IOTN of 3 and Aesthetic Component of 6 or above	7	102	6.9%	5.5%	5.7%	4.1%
% of case starts with a reported IOTN of 4	58	102	56.9%	80.4%	79.2%	77.7%
% of case starts with a reported IOTN of 5	37	102	36.3%	13.7%	13.9%	16.8 %
% of concluded courses in receipt of dual-arch fixed appliances	44	91	48.4%	83.0%	78.6%	73.8%
% of concluded courses where treatment was abandoned or discontinued	29	91	31.9%	5.7%	5.5%	7.0%
% of patients satisfied with the treatment they have received	2	2	100.0%	95.4%	94.2%	96.0%

* Figures in italics indicate that the base number is less than 100.

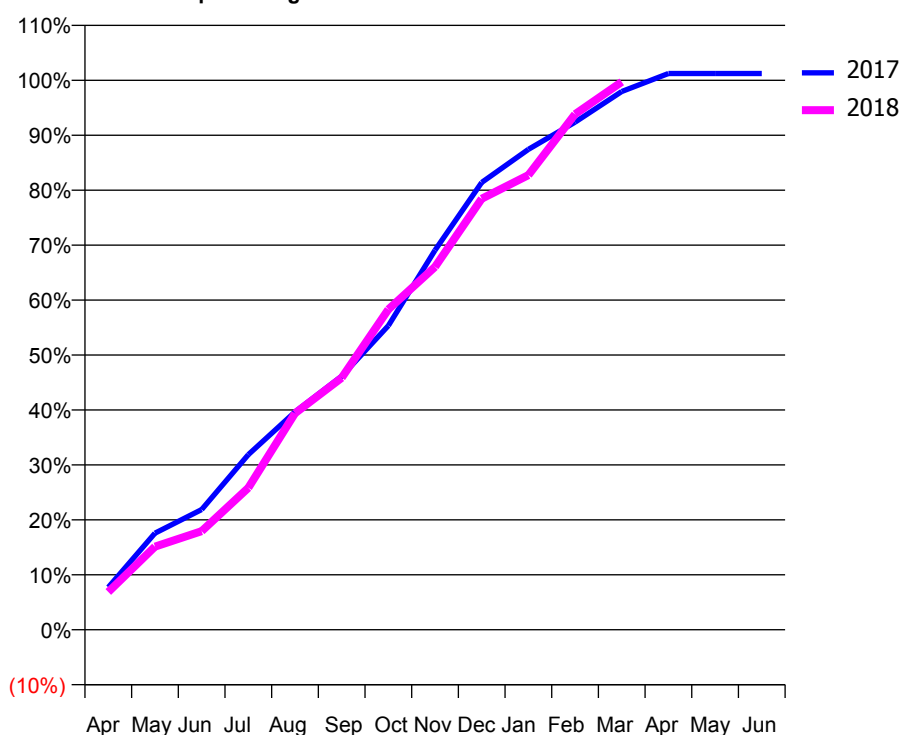
Q61 - Vital Signs Orthodontic At a Glance Contract Report for 150525/0002 - March 2018

Name or company name	The Nightingale Clinic	17/18 Contracted general activity (UDA)	0
Contract type name	GDS Contract	Carry forward general activity (UDA)	0
Purpose of contract	Orthodontic	17/18 Contracted orthodontic activity (UOA)	20,714
Contract start date	05/09/2014	Carry forward orthodontic activity (UOA)	-253
Contract end date	31/03/2019	Baseline contract value	£1,390,248.24

ACCESS	Contract	England and Wales
24 month ratio of assessments to patient IDs	1.01	1.04

ACTIVITY	Contract
Contract assess and fit appliances (case starts) as a percentage of Area Team case starts	7.8 %

Cumulative percentage of contracted UOA delivered 2017 & 2018



Month	Adjusted Scheduled Activity (UOA)		
	2016	2017	2018
April	-105	1,601	1,425
May	2,522	3,640	3,136
June	5,363	4,534	3,718
July	7,590	6,600	5,351
August	9,023	8,212	8,160
September	10,441	9,559	9,498
October	12,074	11,462	12,075
November	14,002	14,307	13,678
December	15,264	16,861	16,251
January	16,457	18,111	17,140
February	18,705	19,133	19,435
March	20,109	20,288	20,654
April	20,701	20,967	
May	20,701	20,967	
June	20,702	20,967	

QUALITY (rolling 12 month period)

	Contract Quantity	Contract Base Number	Contract *	Area Team	Region	England
% of all assessments that were assess and fit appliances (case starts)	983	1,438	68.4%	58.0%	59.9%	60.1%
% of all assessments that were assess and refuse	224	1,438	15.6%	15.9%	13.8%	11.3%
% of all assessments that were assess and review	231	1,438	16.1%	26.1%	26.3%	28.6%
% of case starts with a reported IOTN of 3 and Aesthetic Component of 5 or below	0	983	N/A	0.1%	0.1%	0.1%
% of case starts with a reported IOTN of 3 and Aesthetic Component of 6 or above	2	983	0.2%	5.5%	5.7%	4.1%
% of case starts with a reported IOTN of 4	844	983	85.9%	80.4%	79.2%	77.7%
% of case starts with a reported IOTN of 5	137	983	13.9%	13.7%	13.9%	16.8 %
% of concluded courses in receipt of dual-arch fixed appliances	715	843	84.8%	83.0%	78.6%	73.8%
% of concluded courses where treatment was abandoned or discontinued	83	843	9.8%	5.7%	5.5%	7.0%
% of patients satisfied with the treatment they have received	21	21	100.0%	95.4%	94.2%	96.0%

* Figures in italics indicate that the base number is less than 100.

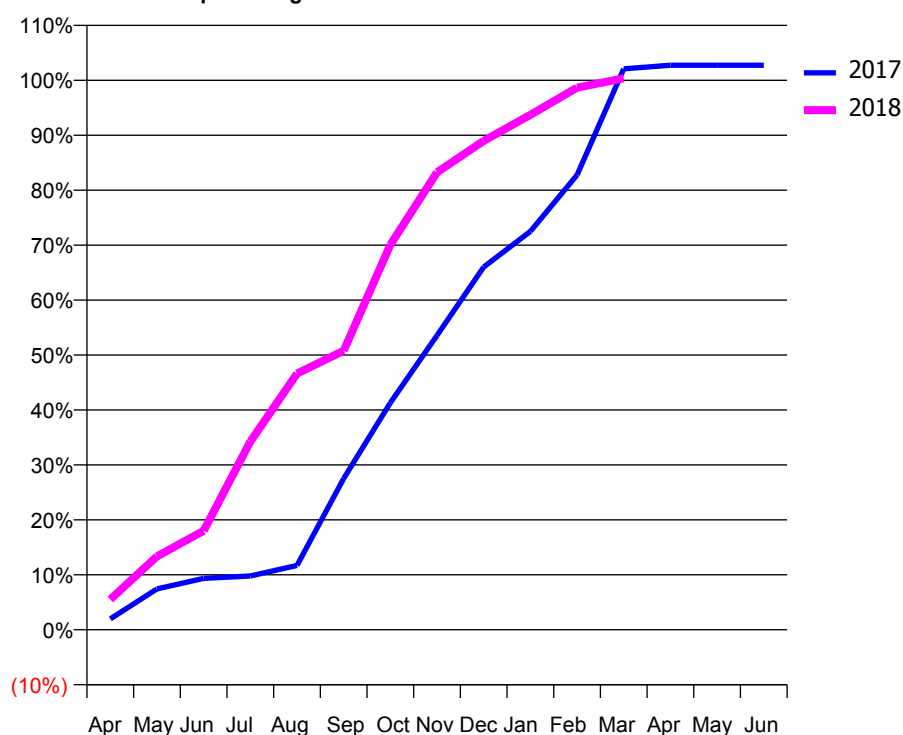
Q61 - Vital Signs Orthodontic At a Glance Contract Report for 153710/0001 - March 2018

Name or company name	Inspire Dental Dagenham Ltd	17/18 Contracted general activity (UDA)	28,268
Contract type name	GDS Contract	Carry forward general activity (UDA)	-558
Purpose of contract	General and Orthodontic	17/18 Contracted orthodontic activity (UOA)	2,513
Contract start date	01/12/2007	Carry forward orthodontic activity (UOA)	-50
Contract end date		Baseline contract value	£930,957.98

ACCESS	Contract	England and Wales
24 month ratio of assessments to patient IDs	1.05	1.04

ACTIVITY	Contract
Contract assess and fit appliances (case starts) as a percentage of Area Team case starts	0.9 %

Cumulative percentage of contracted UOA delivered 2017 & 2018



Month	Adjusted Scheduled Activity (UOA)		
	2016	2017	2018
April	65	50	139
May	218	187	336
June	448	235	453
July	727	246	861
August	727	294	1,172
September	727	692	1,276
October	812	1,038	1,761
November	1,058	1,346	2,092
December	1,231	1,659	2,236
January	1,432	1,822	2,355
February	2,086	2,080	2,479
March	2,772	2,565	2,522
April	3,051	2,582	
May	3,051	2,582	
June	3,051	2,582	

QUALITY (rolling 12 month period)	Contract Quantity	Contract Base Number	Contract *	Area Team	Region	England
% of all assessments that were assess and fit appliances (case starts)	114	328	34.8%	58.0%	59.9%	60.1%
% of all assessments that were assess and refuse	118	328	36.0%	15.9%	13.8%	11.3%
% of all assessments that were assess and review	96	328	29.3%	26.1%	26.3%	28.6%
% of case starts with a reported IOTN of 3 and Aesthetic Component of 5 or below	0	114	N/A	0.1%	0.1%	0.1%
% of case starts with a reported IOTN of 3 and Aesthetic Component of 6 or above	8	114	7.0%	5.5%	5.7%	4.1%
% of case starts with a reported IOTN of 4	72	114	63.2%	80.4%	79.2%	77.7%
% of case starts with a reported IOTN of 5	33	114	28.9%	13.7%	13.9%	16.8 %
% of concluded courses in receipt of dual-arch fixed appliances	0	93	N/A	83.0%	78.6%	73.8%
% of concluded courses where treatment was abandoned or discontinued	7	93	7.5%	5.7%	5.5%	7.0%
% of patients satisfied with the treatment they have received	4	4	100.0%	95.4%	94.2%	96.0%

* Figures in italics indicate that the base number is less than 100.

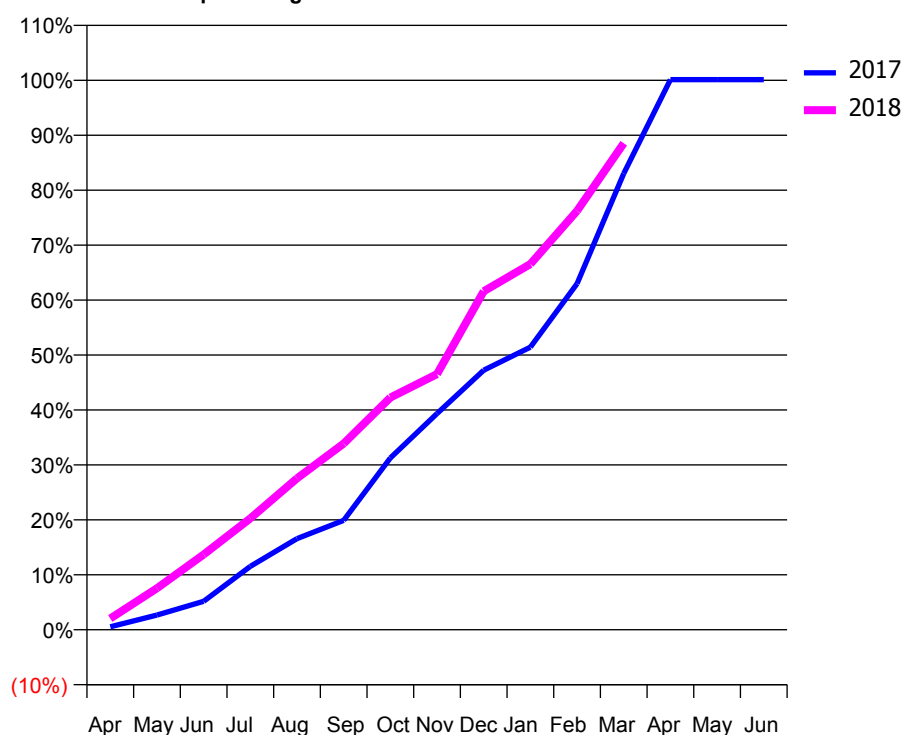
Q61 - Vital Signs Orthodontic At a Glance Contract Report for 157597/0001 - March 2018

Name or company name	Gaurav Madhok Orthodontics	17/18 Contracted general activity (UDA)	0
Contract type name	PDS Contract	Carry forward general activity (UDA)	0
Purpose of contract	Orthodontic	17/18 Contracted orthodontic activity (UOA)	8,664
Contract start date	01/02/2007	Carry forward orthodontic activity (UOA)	-9
Contract end date	31/03/2019	Baseline contract value	£575,152.69

ACCESS	Contract	England and Wales
24 month ratio of assessments to patient IDs	1.01	1.04

ACTIVITY	Contract
Contract assess and fit appliances (case starts) as a percentage of Area Team case starts	3.3 %

Cumulative percentage of contracted UOA delivered 2017 & 2018



Month	Adjusted Scheduled Activity (UOA)		
	2016	2017	2018
April	-154	47	177
May	89	233	655
June	300	448	1,186
July	757	1,000	1,756
August	1,387	1,438	2,388
September	1,859	1,725	2,937
October	2,637	2,710	3,661
November	3,239	3,410	4,032
December	3,835	4,093	5,338
January	4,125	4,457	5,767
February	5,235	5,458	6,605
March	6,602	7,194	7,670
April	8,658	8,674	
May	8,658	8,674	
June	8,656	8,673	

QUALITY (rolling 12 month period)

	Contract Quantity	Contract Base Number	Contract *	Area Team	Region	England
% of all assessments that were assess and fit appliances (case starts)	410	1,009	40.6%	58.0%	59.9%	60.1%
% of all assessments that were assess and refuse	212	1,009	21.0%	15.9%	13.8%	11.3%
% of all assessments that were assess and review	387	1,009	38.4%	26.1%	26.3%	28.6%
% of case starts with a reported IOTN of 3 and Aesthetic Component of 5 or below	0	410	N/A	0.1%	0.1%	0.1%
% of case starts with a reported IOTN of 3 and Aesthetic Component of 6 or above	21	410	5.1%	5.5%	5.7%	4.1%
% of case starts with a reported IOTN of 4	348	410	84.9%	80.4%	79.2%	77.7%
% of case starts with a reported IOTN of 5	41	410	10.0%	13.7%	13.9%	16.8 %
% of concluded courses in receipt of dual-arch fixed appliances	361	388	93.0%	83.0%	78.6%	73.8%
% of concluded courses where treatment was abandoned or discontinued	18	388	4.6%	5.7%	5.5%	7.0%
% of patients satisfied with the treatment they have received	21	22	95.5%	95.4%	94.2%	96.0%

* Figures in italics indicate that the base number is less than 100.

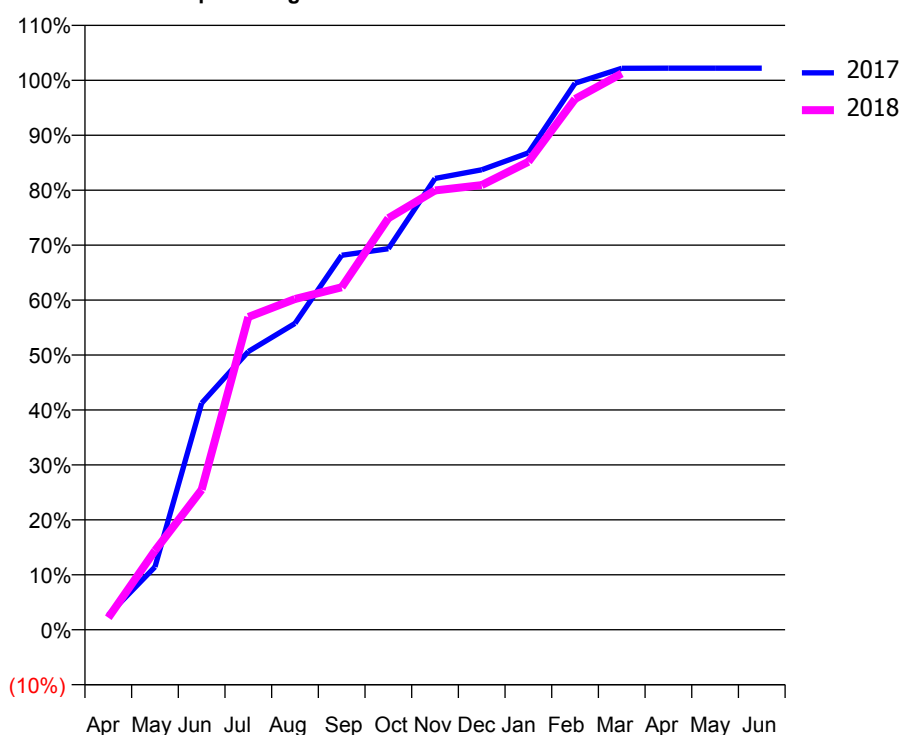
Q61 - Vital Signs Orthodontic At a Glance Contract Report for 174122/0001 - March 2018

Name or company name	Mr Matthew Power, Mrs Nicola Power and Mr Jayesh	17/18 Contracted general activity (UDA)	529
Contract type name	GDS Contract	Carry forward general activity (UDA)	-11
Purpose of contract	General and Orthodontic	17/18 Contracted orthodontic activity (UOA)	10,864
Contract start date	01/11/2010	Carry forward orthodontic activity (UOA)	-217
Contract end date		Baseline contract value	£762,075.58

ACCESS	Contract	England and Wales
24 month ratio of assessments to patient IDs	1.01	1.04

ACTIVITY	Contract
Contract assess and fit appliances (case starts) as a percentage of Area Team case starts	4.1 %

Cumulative percentage of contracted UOA delivered 2017 & 2018



Month	Adjusted Scheduled Activity (UOA)		
	2016	2017	2018
April	86	291	238
May	1,402	1,244	1,564
June	2,089	4,480	2,770
July	2,576	5,501	6,183
August	2,576	6,057	6,540
September	4,006	7,404	6,771
October	6,872	7,533	8,137
November	7,572	8,923	8,685
December	8,827	9,093	8,790
January	8,850	9,430	9,252
February	10,423	10,806	10,493
March	11,041	11,101	10,998
April	11,042	11,102	
May	11,042	11,104	
June	11,043	11,104	

QUALITY (rolling 12 month period)	Contract Quantity	Contract Base Number	Contract *	Area Team	Region	England
% of all assessments that were assess and fit appliances (case starts)	515	545	94.5%	58.0%	59.9%	60.1%
% of all assessments that were assess and refuse	17	545	3.1%	15.9%	13.8%	11.3%
% of all assessments that were assess and review	13	545	2.4%	26.1%	26.3%	28.6%
% of case starts with a reported IOTN of 3 and Aesthetic Component of 5 or below	0	515	N/A	0.1%	0.1%	0.1%
% of case starts with a reported IOTN of 3 and Aesthetic Component of 6 or above	10	515	1.9%	5.5%	5.7%	4.1%
% of case starts with a reported IOTN of 4	447	515	86.8%	80.4%	79.2%	77.7%
% of case starts with a reported IOTN of 5	56	515	10.9%	13.7%	13.9%	16.8 %
% of concluded courses in receipt of dual-arch fixed appliances	331	350	94.6%	83.0%	78.6%	73.8%
% of concluded courses where treatment was abandoned or discontinued	10	350	2.9%	5.7%	5.5%	7.0%
% of patients satisfied with the treatment they have received	8	8	100.0%	95.4%	94.2%	96.0%

* Figures in italics indicate that the base number is less than 100.

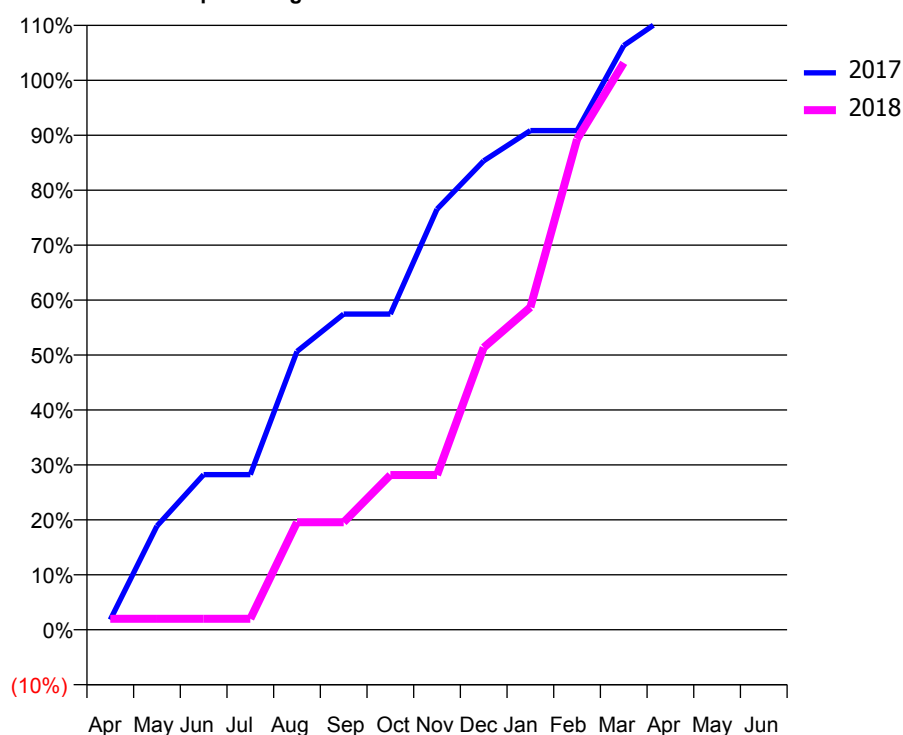
Q61 - Vital Signs Orthodontic At a Glance Contract Report for 184837/0001 - March 2018

Name or company name	Chadwell Heath Orthodontics	17/18 Contracted general activity (UDA)	0
Contract type name	PDS Contract	Carry forward general activity (UDA)	0
Purpose of contract	Orthodontic	17/18 Contracted orthodontic activity (UOA)	6,675
Contract start date	14/09/2007	Carry forward orthodontic activity (UOA)	-134
Contract end date	31/03/2019	Baseline contract value	£449,754.57

ACCESS	Contract	England and Wales
24 month ratio of assessments to patient IDs	1.06	1.04

ACTIVITY	Contract
Contract assess and fit appliances (case starts) as a percentage of Area Team case starts	3.1 %

Cumulative percentage of contracted UOA delivered 2017 & 2018



Month	Adjusted Scheduled Activity (UOA)		
	2016	2017	2018
April	134	123	134
May	729	1,261	134
June	1,006	1,884	134
July	1,278	1,884	134
August	1,278	3,382	1,307
September	1,278	3,835	1,307
October	1,278	3,835	1,880
November	2,572	5,109	1,880
December	3,267	5,696	3,429
January	3,352	6,064	3,918
February	4,687	6,064	5,958
March	6,015	7,098	6,887
April	6,798	7,484	
May	6,798	7,484	
June	6,798	7,484	

QUALITY (rolling 12 month period)

	Contract Quantity	Contract Base Number	Contract *	Area Team	Region	England
% of all assessments that were assess and fit appliances (case starts)	386	476	81.1%	58.0%	59.9%	60.1%
% of all assessments that were assess and refuse	40	476	8.4%	15.9%	13.8%	11.3%
% of all assessments that were assess and review	50	476	10.5%	26.1%	26.3%	28.6%
% of case starts with a reported IOTN of 3 and Aesthetic Component of 5 or below	0	386	N/A	0.1%	0.1%	0.1%
% of case starts with a reported IOTN of 3 and Aesthetic Component of 6 or above	22	386	5.7%	5.5%	5.7%	4.1%
% of case starts with a reported IOTN of 4	299	386	77.5%	80.4%	79.2%	77.7%
% of case starts with a reported IOTN of 5	65	386	16.8%	13.7%	13.9%	16.8 %
% of concluded courses in receipt of dual-arch fixed appliances	49	101	48.5%	83.0%	78.6%	73.8%
% of concluded courses where treatment was abandoned or discontinued	4	101	4.0%	5.7%	5.5%	7.0%
% of patients satisfied with the treatment they have received	7	8	87.5%	95.4%	94.2%	96.0%

* Figures in italics indicate that the base number is less than 100.

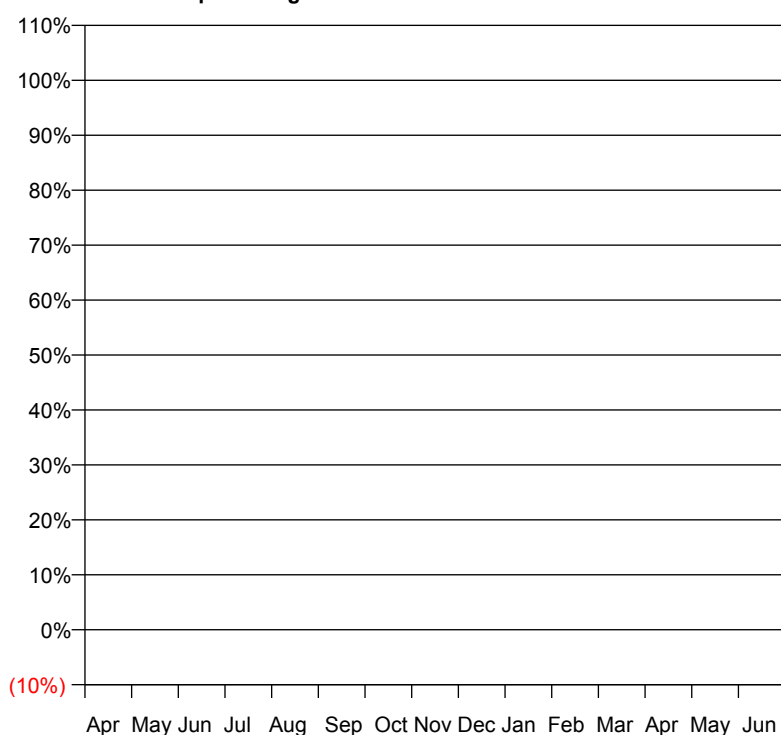
Q61 - Vital Signs Orthodontic At a Glance Contract Report for 185817/0001 - March 2018

Name or company name	DIPS Dental Surgery	17/18 Contracted general activity (UDA)	24,000
Contract type name	GDS Contract	Carry forward general activity (UDA)	0
Purpose of contract	General	17/18 Contracted orthodontic activity (UOA)	0
Contract start date	01/06/2006	Carry forward orthodontic activity (UOA)	0
Contract end date		Baseline contract value	£672,622.92

ACCESS	Contract	England and Wales
24 month ratio of assessments to patient IDs	0.00	1.04

ACTIVITY	Contract
Contract assess and fit appliances (case starts) as a percentage of Area Team case starts	0.0 %

Cumulative percentage of contracted UOA delivered 2017 & 2018



— 2017
— 2018

Month	Adjusted Scheduled Activity (UOA)		
	2016	2017	2018
April	0	0	0
May	0	0	0
June	0	0	1
July	0	0	1
August	0	0	1
September	0	0	1
October	0	0	1
November	0	0	1
December	0	0	1
January	0	0	1
February	0	0	1
March	0	0	1
April	0	0	
May	0	0	
June	0	0	

QUALITY (rolling 12 month period)

	Contract Quantity	Contract Base Number	Contract *	Area Team	Region	England
% of all assessments that were assess and fit appliances (case starts)	0	0	<i>N/A</i>	58.0%	59.9%	60.1%
% of all assessments that were assess and refuse	0	0	<i>N/A</i>	15.9%	13.8%	11.3%
% of all assessments that were assess and review	0	0	<i>N/A</i>	26.1%	26.3%	28.6%
% of case starts with a reported IOTN of 3 and Aesthetic Component of 5 or below	0	0	<i>N/A</i>	0.1%	0.1%	0.1%
% of case starts with a reported IOTN of 3 and Aesthetic Component of 6 or above	0	0	<i>N/A</i>	5.5%	5.7%	4.1%
% of case starts with a reported IOTN of 4	0	0	<i>N/A</i>	80.4%	79.2%	77.7%
% of case starts with a reported IOTN of 5	0	0	<i>N/A</i>	13.7%	13.9%	16.8 %
% of concluded courses in receipt of dual-arch fixed appliances	0	1	<i>N/A</i>	83.0%	78.6%	73.8%
% of concluded courses where treatment was abandoned or discontinued	1	1	100.0%	5.7%	5.5%	7.0%
% of patients satisfied with the treatment they have received	0	0	<i>N/A</i>	95.4%	94.2%	96.0%

* Figures in italics indicate that the base number is less than 100.

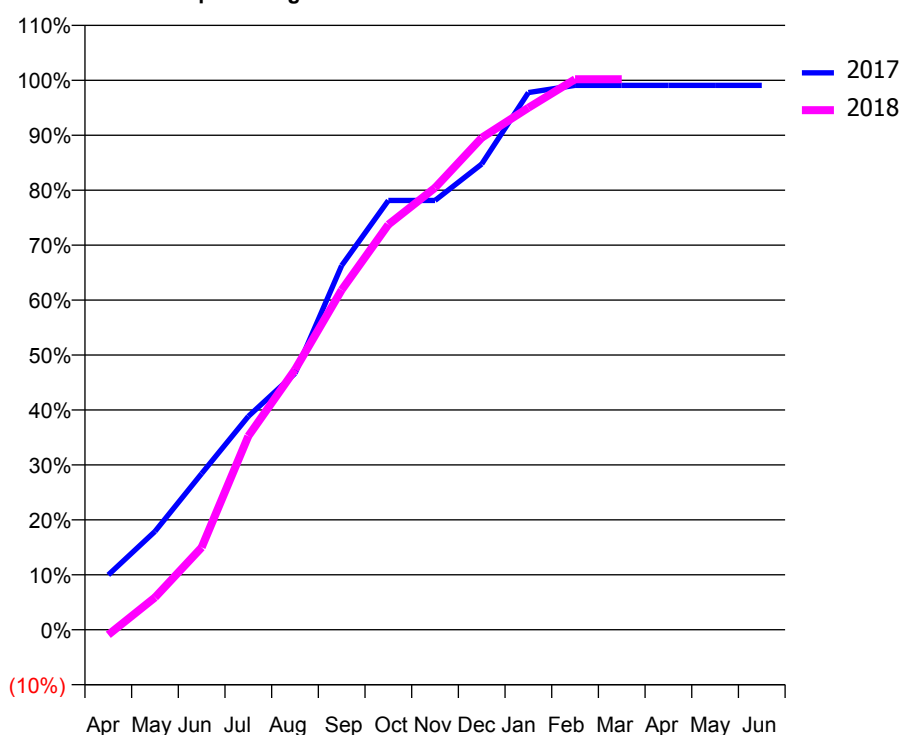
Q61 - Vital Signs Orthodontic At a Glance Contract Report for 190799/0001 - March 2018

Name or company name	P J Dental Surgery	17/18 Contracted general activity (UDA)	29,693
Contract type name	GDS Contract	Carry forward general activity (UDA)	-136
Purpose of contract	General and Orthodontic	17/18 Contracted orthodontic activity (UOA)	1,614
Contract start date	01/02/2015	Carry forward orthodontic activity (UOA)	15
Contract end date		Baseline contract value	£1,033,532.63

ACCESS	Contract	England and Wales
24 month ratio of assessments to patient IDs	1.02	1.04

ACTIVITY	Contract
Contract assess and fit appliances (case starts) as a percentage of Area Team case starts	0.6 %

Cumulative percentage of contracted UOA delivered 2017 & 2018



Month	Adjusted Scheduled Activity (UOA)		
	2016	2017	2018
April	146	161	-15
May	401	289	95
June	466	459	242
July	766	627	569
August	1,046	753	764
September	1,135	1,070	998
October	1,309	1,261	1,190
November	1,372	1,261	1,298
December	1,477	1,368	1,445
January	1,477	1,578	1,533
February	1,565	1,599	1,617
March	1,607	1,599	1,617
April	1,607	1,599	
May	1,607	1,599	
June	1,607	1,599	

QUALITY (rolling 12 month period)

	Contract Quantity	Contract Base Number	Contract *	Area Team	Region	England
% of all assessments that were assess and fit appliances (case starts)	76	104	73.1%	58.0%	59.9%	60.1%
% of all assessments that were assess and refuse	5	104	4.8%	15.9%	13.8%	11.3%
% of all assessments that were assess and review	23	104	22.1%	26.1%	26.3%	28.6%
% of case starts with a reported IOTN of 3 and Aesthetic Component of 5 or below	0	76	<i>N/A</i>	0.1%	0.1%	0.1%
% of case starts with a reported IOTN of 3 and Aesthetic Component of 6 or above	0	76	<i>N/A</i>	5.5%	5.7%	4.1%
% of case starts with a reported IOTN of 4	75	76	98.7%	80.4%	79.2%	77.7%
% of case starts with a reported IOTN of 5	1	76	1.3%	13.7%	13.9%	16.8 %
% of concluded courses in receipt of dual-arch fixed appliances	0	0	<i>N/A</i>	83.0%	78.6%	73.8%
% of concluded courses where treatment was abandoned or discontinued	0	0	<i>N/A</i>	5.7%	5.5%	7.0%
% of patients satisfied with the treatment they have received	0	0	<i>N/A</i>	95.4%	94.2%	96.0%

* Figures in italics indicate that the base number is less than 100.

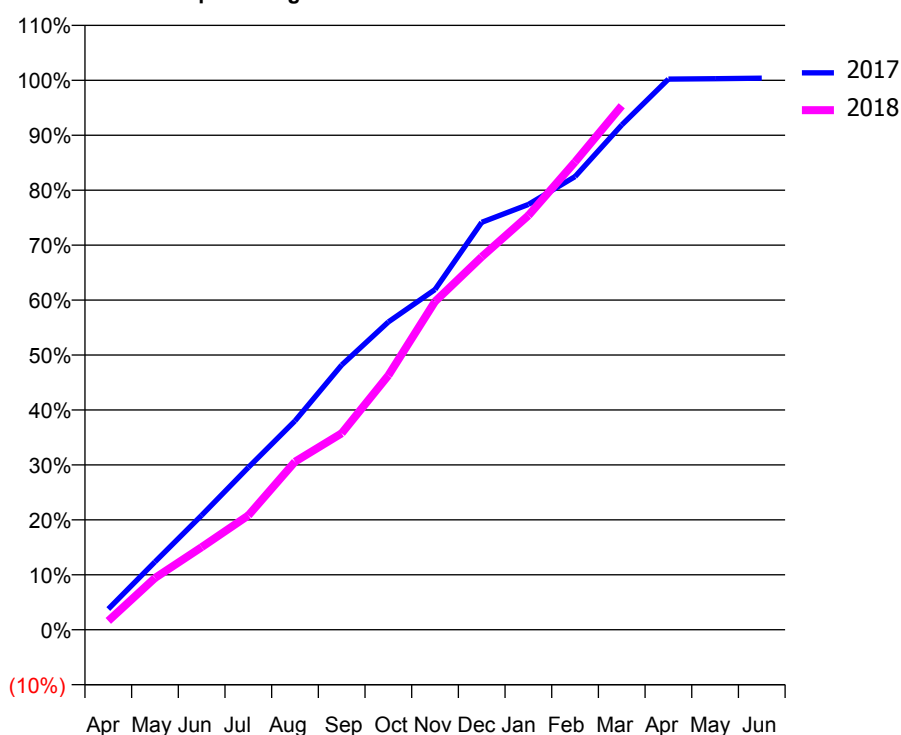
Q61 - Vital Signs Orthodontic At a Glance Contract Report for 194042/0001 - March 2018

Name or company name	Romford Orthodontics Centre Limited	17/18 Contracted general activity (UDA)	0
Contract type name	PDS Contract	Carry forward general activity (UDA)	0
Purpose of contract	Orthodontic	17/18 Contracted orthodontic activity (UOA)	26,525
Contract start date	01/04/2010	Carry forward orthodontic activity (UOA)	-98
Contract end date	31/03/2019	Baseline contract value	£1,696,495.78

ACCESS	Contract	England and Wales
24 month ratio of assessments to patient IDs	1.02	1.04

ACTIVITY	Contract
Contract assess and fit appliances (case starts) as a percentage of Area Team case starts	10.1 %

Cumulative percentage of contracted UOA delivered 2017 & 2018



Month	Adjusted Scheduled Activity (UOA)		
	2016	2017	2018
April	563	1,004	431
May	2,309	3,278	2,500
June	4,433	5,524	3,989
July	7,488	7,838	5,520
August	10,020	10,084	8,114
September	12,116	12,780	9,488
October	15,320	14,857	12,276
November	17,699	16,423	15,847
December	20,457	19,668	18,002
January	21,179	20,529	19,999
February	25,308	21,877	22,584
March	26,659	24,367	25,294
April	26,988	26,584	
May	27,011	26,601	
June	27,032	26,623	

QUALITY (rolling 12 month period)

	Contract Quantity	Contract Base Number	Contract *	Area Team	Region	England
% of all assessments that were assess and fit appliances (case starts)	1,277	2,290	55.8%	58.0%	59.9%	60.1%
% of all assessments that were assess and refuse	334	2,290	14.6%	15.9%	13.8%	11.3%
% of all assessments that were assess and review	679	2,290	29.7%	26.1%	26.3%	28.6%
% of case starts with a reported IOTN of 3 and Aesthetic Component of 5 or below	0	1,277	N/A	0.1%	0.1%	0.1%
% of case starts with a reported IOTN of 3 and Aesthetic Component of 6 or above	46	1,277	3.6%	5.5%	5.7%	4.1%
% of case starts with a reported IOTN of 4	1,065	1,277	83.4%	80.4%	79.2%	77.7%
% of case starts with a reported IOTN of 5	148	1,277	11.6%	13.7%	13.9%	16.8 %
% of concluded courses in receipt of dual-arch fixed appliances	801	913	87.7%	83.0%	78.6%	73.8%
% of concluded courses where treatment was abandoned or discontinued	57	913	6.2%	5.7%	5.5%	7.0%
% of patients satisfied with the treatment they have received	29	32	90.6%	95.4%	94.2%	96.0%

* Figures in italics indicate that the base number is less than 100.

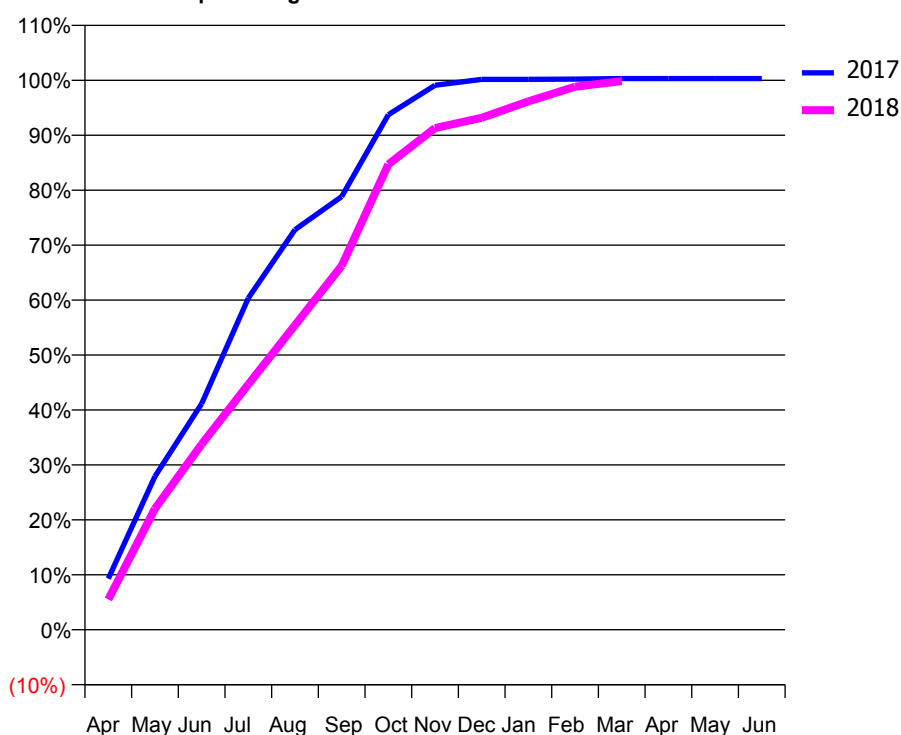
Q61 - Vital Signs Orthodontic At a Glance Contract Report for 195960/0001 - March 2018

Name or company name	Southover Orthodontics Limited	17/18 Contracted general activity (UDA)	0
Contract type name	PDS Contract	Carry forward general activity (UDA)	0
Purpose of contract	Orthodontic	17/18 Contracted orthodontic activity (UOA)	5,809
Contract start date	01/11/2008	Carry forward orthodontic activity (UOA)	-18
Contract end date	31/03/2019	Baseline contract value	£392,111.30

ACCESS	Contract	England and Wales
24 month ratio of assessments to patient IDs	1.00	1.04

ACTIVITY	Contract
Contract assess and fit appliances (case starts) as a percentage of Area Team case starts	2.0 %

Cumulative percentage of contracted UOA delivered 2017 & 2018



Month	Adjusted Scheduled Activity (UOA)		
	2016	2017	2018
April	234	541	321
May	746	1,622	1,280
June	1,167	2,390	1,962
July	1,942	3,507	2,594
August	2,369	4,230	3,221
September	3,283	4,580	3,847
October	3,812	5,445	4,921
November	4,645	5,756	5,304
December	5,489	5,818	5,412
January	5,621	5,818	5,586
February	5,702	5,821	5,741
March	5,776	5,827	5,800
April	5,788	5,827	
May	5,788	5,827	
June	5,788	5,827	

QUALITY (rolling 12 month period)

	Contract Quantity	Contract Base Number	Contract *	Area Team	Region	England
% of all assessments that were assess and fit appliances (case starts)	253	950	26.6%	58.0%	59.9%	60.1%
% of all assessments that were assess and refuse	121	950	12.7%	15.9%	13.8%	11.3%
% of all assessments that were assess and review	576	950	60.6%	26.1%	26.3%	28.6%
% of case starts with a reported IOTN of 3 and Aesthetic Component of 5 or below	0	253	N/A	0.1%	0.1%	0.1%
% of case starts with a reported IOTN of 3 and Aesthetic Component of 6 or above	4	253	1.6%	5.5%	5.7%	4.1%
% of case starts with a reported IOTN of 4	221	253	87.4%	80.4%	79.2%	77.7%
% of case starts with a reported IOTN of 5	28	253	11.1%	13.7%	13.9%	16.8 %
% of concluded courses in receipt of dual-arch fixed appliances	233	263	88.6%	83.0%	78.6%	73.8%
% of concluded courses where treatment was abandoned or discontinued	8	263	3.0%	5.7%	5.5%	7.0%
% of patients satisfied with the treatment they have received	11	12	91.7%	95.4%	94.2%	96.0%

* Figures in italics indicate that the base number is less than 100.

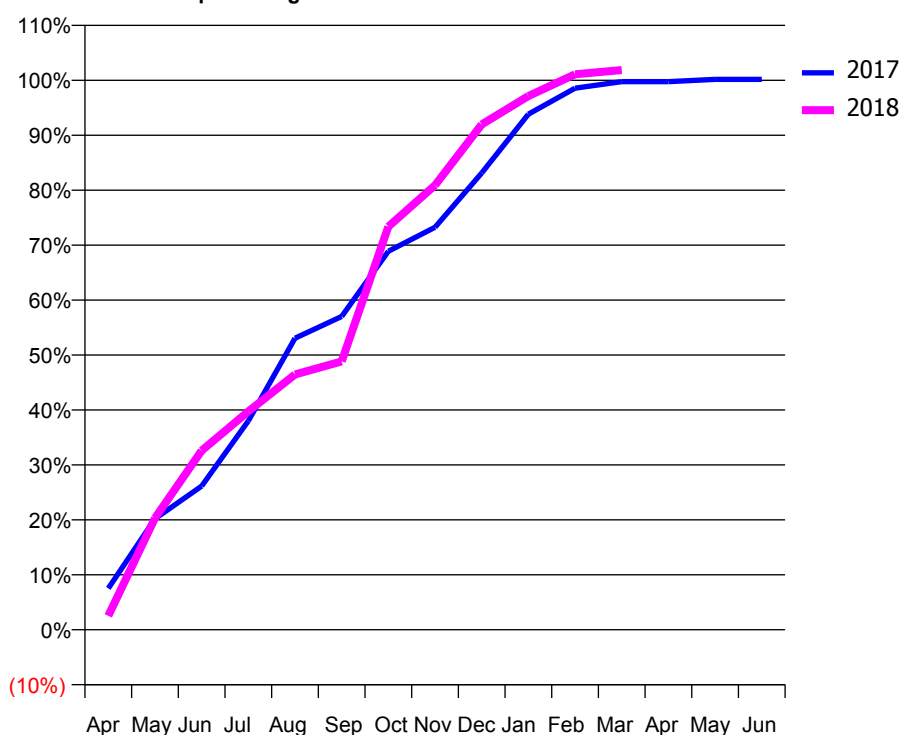
Q61 - Vital Signs Orthodontic At a Glance Contract Report for 199850/0001 - March 2018

Name or company name	The Brace Orthodontic Centre	17/18 Contracted general activity (UDA)	0
Contract type name	PDS Contract	Carry forward general activity (UDA)	0
Purpose of contract	General and Orthodontic	17/18 Contracted orthodontic activity (UOA)	5,306
Contract start date	01/04/2009	Carry forward orthodontic activity (UOA)	-8
Contract end date	31/03/2019	Baseline contract value	£365,129.29

ACCESS	Contract	England and Wales
24 month ratio of assessments to patient IDs	1.00	1.04

ACTIVITY	Contract
Contract assess and fit appliances (case starts) as a percentage of Area Team case starts	2.0 %

Cumulative percentage of contracted UOA delivered 2017 & 2018



Month	Adjusted Scheduled Activity (UOA)		
	2016	2017	2018
April	288	400	134
May	708	1,072	1,079
June	939	1,387	1,730
July	1,363	2,017	2,108
August	2,077	2,815	2,465
September	2,707	3,025	2,591
October	3,085	3,655	3,893
November	3,610	3,886	4,292
December	4,345	4,411	4,880
January	4,702	4,978	5,153
February	5,353	5,230	5,363
March	5,500	5,293	5,405
April	5,521	5,293	
May	5,521	5,314	
June	5,521	5,314	

QUALITY (rolling 12 month period)

	Contract Quantity	Contract Base Number	Contract *	Area Team	Region	England
% of all assessments that were assess and fit appliances (case starts)	258	258	100.0%	58.0%	59.9%	60.1%
% of all assessments that were assess and refuse	0	258	0.0%	15.9%	13.8%	11.3%
% of all assessments that were assess and review	0	258	0.0%	26.1%	26.3%	28.6%
% of case starts with a reported IOTN of 3 and Aesthetic Component of 5 or below	0	258	N/A	0.1%	0.1%	0.1%
% of case starts with a reported IOTN of 3 and Aesthetic Component of 6 or above	1	258	0.4%	5.5%	5.7%	4.1%
% of case starts with a reported IOTN of 4	245	258	95.0%	80.4%	79.2%	77.7%
% of case starts with a reported IOTN of 5	12	258	4.7%	13.7%	13.9%	16.8 %
% of concluded courses in receipt of dual-arch fixed appliances	258	304	84.9%	83.0%	78.6%	73.8%
% of concluded courses where treatment was abandoned or discontinued	43	304	14.1%	5.7%	5.5%	7.0%
% of patients satisfied with the treatment they have received	5	5	100.0%	95.4%	94.2%	96.0%

* Figures in italics indicate that the base number is less than 100.

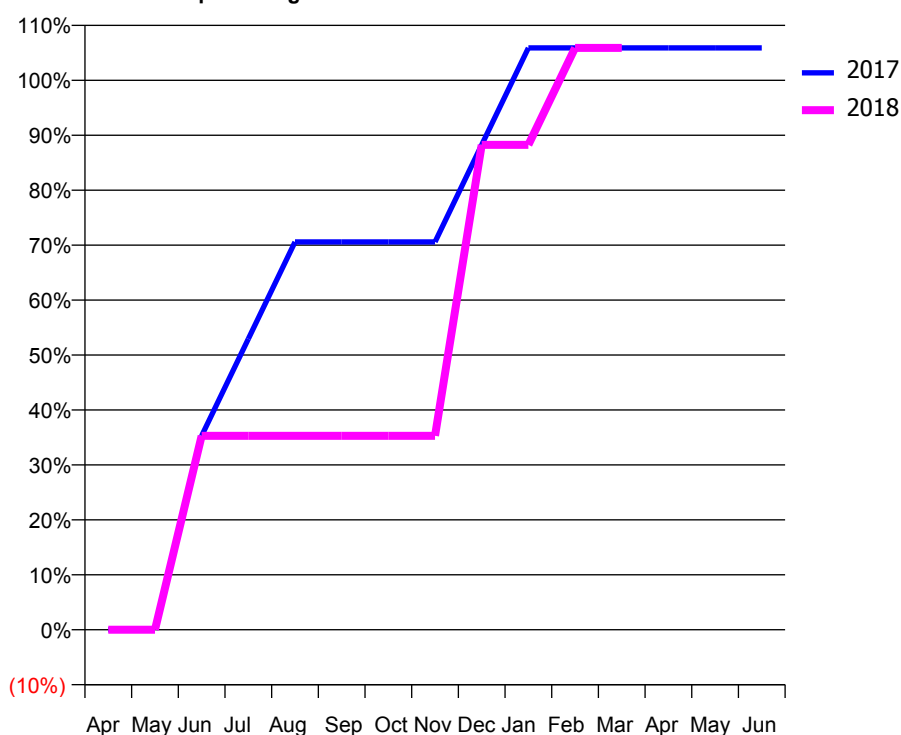
Q61 - Vital Signs Orthodontic At a Glance Contract Report for 215260/0002 - March 2018

Name or company name	MR M WIEDER	17/18 Contracted general activity (UDA)	8,606
Contract type name	GDS Contract	Carry forward general activity (UDA)	54
Purpose of contract	General and Orthodontic	17/18 Contracted orthodontic activity (UOA)	119
Contract start date	01/04/2006	Carry forward orthodontic activity (UOA)	0
Contract end date		Baseline contract value	£245,262.83

ACCESS	Contract	England and Wales
24 month ratio of assessments to patient IDs	1.00	1.04

ACTIVITY	Contract
Contract assess and fit appliances (case starts) as a percentage of Area Team case starts	0.0 %

Cumulative percentage of contracted UOA delivered 2017 & 2018



Month	Adjusted Scheduled Activity (UOA)		
	2016	2017	2018
April	0	0	0
May	0	0	0
June	0	42	42
July	63	63	42
August	63	84	42
September	63	84	42
October	63	84	42
November	63	84	42
December	84	105	105
January	84	126	105
February	84	126	126
March	105	126	126
April	105	126	
May	105	126	
June	105	126	

QUALITY (rolling 12 month period)

	Contract Quantity	Contract Base Number	Contract *	Area Team	Region	England
% of all assessments that were assess and fit appliances (case starts)	6	6	100.0%	58.0%	59.9%	60.1%
% of all assessments that were assess and refuse	0	6	0.0%	15.9%	13.8%	11.3%
% of all assessments that were assess and review	0	6	0.0%	26.1%	26.3%	28.6%
% of case starts with a reported IOTN of 3 and Aesthetic Component of 5 or below	0	6	N/A	0.1%	0.1%	0.1%
% of case starts with a reported IOTN of 3 and Aesthetic Component of 6 or above	0	6	N/A	5.5%	5.7%	4.1%
% of case starts with a reported IOTN of 4	4	6	66.7%	80.4%	79.2%	77.7%
% of case starts with a reported IOTN of 5	0	6	N/A	13.7%	13.9%	16.8 %
% of concluded courses in receipt of dual-arch fixed appliances	0	0	N/A	83.0%	78.6%	73.8%
% of concluded courses where treatment was abandoned or discontinued	0	0	N/A	5.7%	5.5%	7.0%
% of patients satisfied with the treatment they have received	0	0	N/A	95.4%	94.2%	96.0%

* Figures in italics indicate that the base number is less than 100.

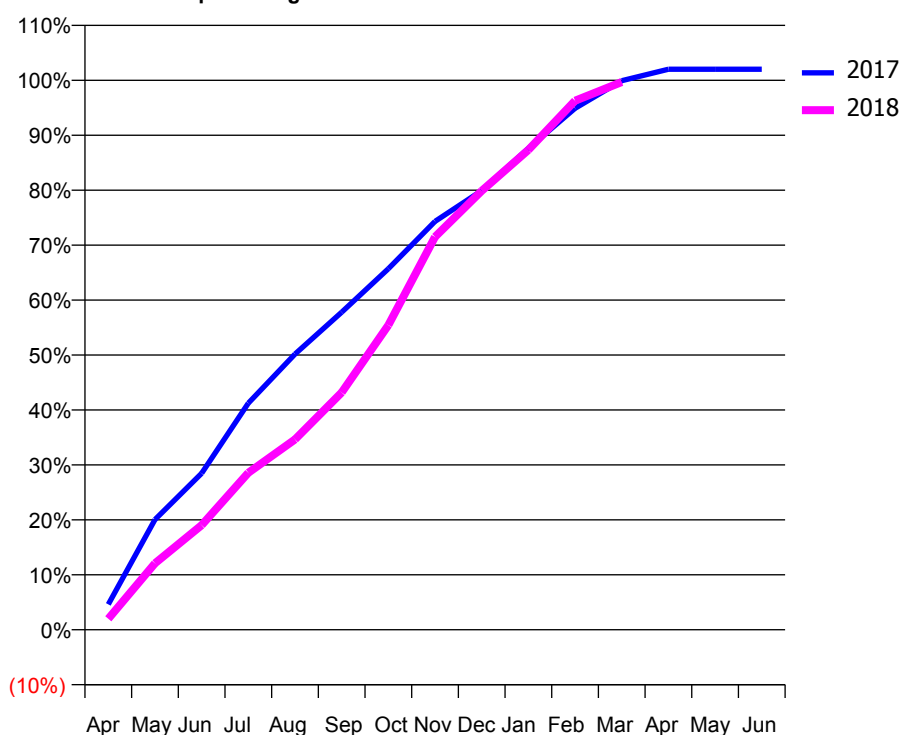
Q61 - Vital Signs Orthodontic At a Glance Contract Report for 221651/0001 - March 2018

Name or company name	MR MM PATEL	17/18 Contracted general activity (UDA)	0
Contract type name	PDS Contract	Carry forward general activity (UDA)	0
Purpose of contract	Orthodontic	17/18 Contracted orthodontic activity (UOA)	16,315
Contract start date	01/04/2006	Carry forward orthodontic activity (UOA)	-326
Contract end date	31/03/2019	Baseline contract value	£1,095,815.48

ACCESS	Contract	England and Wales
24 month ratio of assessments to patient IDs	1.00	1.04

ACTIVITY	Contract
Contract assess and fit appliances (case starts) as a percentage of Area Team case starts	6.2 %

Cumulative percentage of contracted UOA delivered 2017 & 2018



Month	Adjusted Scheduled Activity (UOA)		
	2016	2017	2018
April	326	755	326
May	1,388	3,273	1,972
June	2,301	4,648	3,106
July	5,399	6,728	4,660
August	6,945	8,185	5,651
September	8,778	9,427	7,045
October	11,091	10,719	9,044
November	12,124	12,125	11,664
December	13,998	13,041	13,030
January	14,610	14,294	14,249
February	16,166	15,482	15,710
March	16,539	16,303	16,261
April	16,635	16,643	
May	16,656	16,643	
June	16,656	16,643	

QUALITY (rolling 12 month period)

	Contract Quantity	Contract Base Number	Contract *	Area Team	Region	England
% of all assessments that were assess and fit appliances (case starts)	784	830	94.5%	58.0%	59.9%	60.1%
% of all assessments that were assess and refuse	0	830	0.0%	15.9%	13.8%	11.3%
% of all assessments that were assess and review	46	830	5.5%	26.1%	26.3%	28.6%
% of case starts with a reported IOTN of 3 and Aesthetic Component of 5 or below	0	784	N/A	0.1%	0.1%	0.1%
% of case starts with a reported IOTN of 3 and Aesthetic Component of 6 or above	137	784	17.5%	5.5%	5.7%	4.1%
% of case starts with a reported IOTN of 4	597	784	76.1%	80.4%	79.2%	77.7%
% of case starts with a reported IOTN of 5	50	784	6.4%	13.7%	13.9%	16.8 %
% of concluded courses in receipt of dual-arch fixed appliances	619	652	94.9%	83.0%	78.6%	73.8%
% of concluded courses where treatment was abandoned or discontinued	13	652	2.0%	5.7%	5.5%	7.0%
% of patients satisfied with the treatment they have received	20	20	100.0%	95.4%	94.2%	96.0%

* Figures in italics indicate that the base number is less than 100.

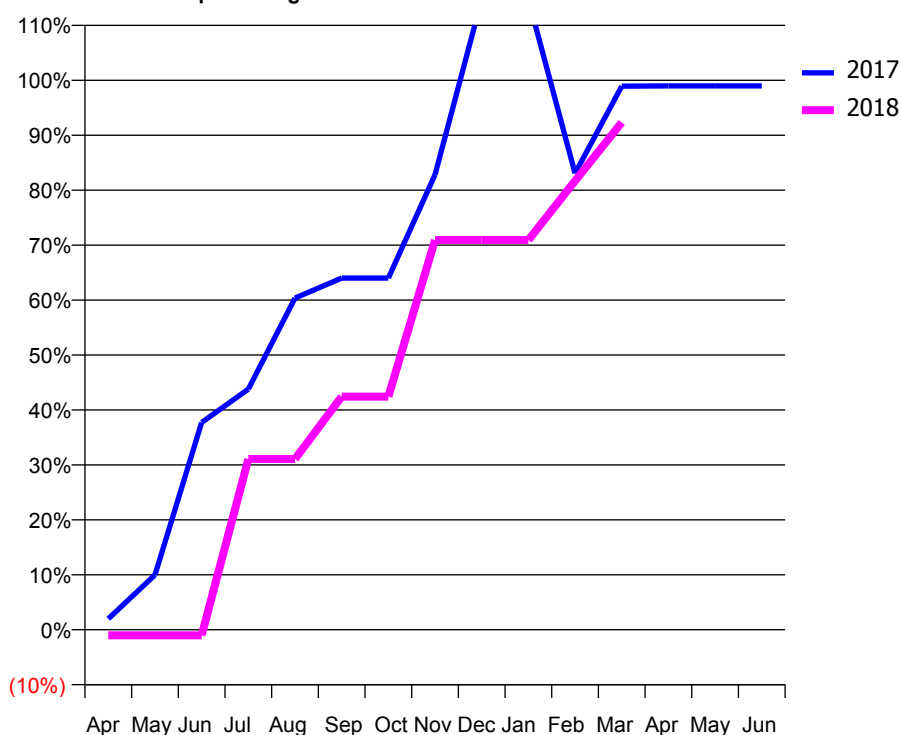
Q61 - Vital Signs Orthodontic At a Glance Contract Report for 230308/0001 - March 2018

Name or company name	MR S HADJ-BAGHERI	17/18 Contracted general activity (UDA)	0
Contract type name	PDS Contract	Carry forward general activity (UDA)	0
Purpose of contract	Orthodontic	17/18 Contracted orthodontic activity (UOA)	2,984
Contract start date	01/04/2006	Carry forward orthodontic activity (UOA)	31
Contract end date	31/03/2019	Baseline contract value	£195,745.21

ACCESS	Contract	England and Wales
24 month ratio of assessments to patient IDs	1.00	1.04

ACTIVITY	Contract
Contract assess and fit appliances (case starts) as a percentage of Area Team case starts	1.0 %

Cumulative percentage of contracted UOA delivered 2017 & 2018



Month	Adjusted Scheduled Activity (UOA)		
	2016	2017	2018
April	-46	60	-31
May	151	298	-31
June	151	1,126	-31
July	782	1,307	927
August	1,402	1,801	927
September	1,402	1,910	1,266
October	1,402	1,910	1,266
November	2,481	2,471	2,116
December	2,587	3,423	2,116
January	2,587	3,423	2,116
February	2,829	2,478	2,438
March	3,070	2,952	2,755
April	3,070	2,953	
May	3,070	2,953	
June	3,070	2,953	

QUALITY (rolling 12 month period)

	Contract Quantity	Contract Base Number	Contract *	Area Team	Region	England
% of all assessments that were assess and fit appliances (case starts)	131	167	78.4%	58.0%	59.9%	60.1%
% of all assessments that were assess and refuse	4	167	2.4%	15.9%	13.8%	11.3%
% of all assessments that were assess and review	32	167	19.2%	26.1%	26.3%	28.6%
% of case starts with a reported IOTN of 3 and Aesthetic Component of 5 or below	0	131	N/A	0.1%	0.1%	0.1%
% of case starts with a reported IOTN of 3 and Aesthetic Component of 6 or above	2	131	1.5%	5.5%	5.7%	4.1%
% of case starts with a reported IOTN of 4	81	131	61.8%	80.4%	79.2%	77.7%
% of case starts with a reported IOTN of 5	48	131	36.6%	13.7%	13.9%	16.8 %
% of concluded courses in receipt of dual-arch fixed appliances	162	165	98.2%	83.0%	78.6%	73.8%
% of concluded courses where treatment was abandoned or discontinued	2	165	1.2%	5.7%	5.5%	7.0%
% of patients satisfied with the treatment they have received	1	1	100.0%	95.4%	94.2%	96.0%

* Figures in italics indicate that the base number is less than 100.

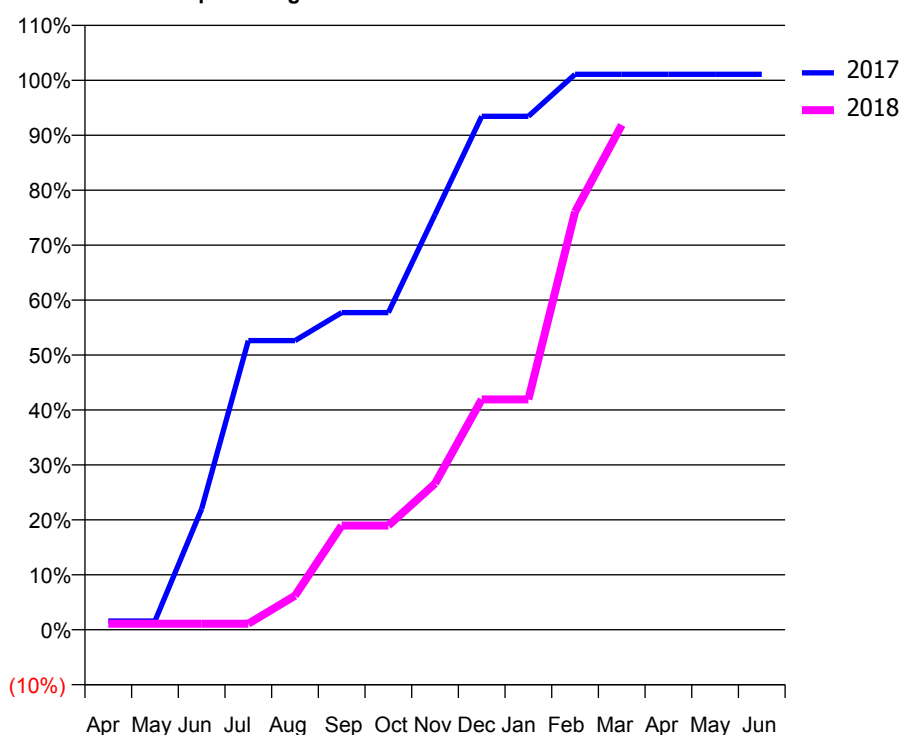
Q61 - Vital Signs Orthodontic At a Glance Contract Report for 234125/0001 - March 2018

Name or company name	MR NI AMIN	17/18 Contracted general activity (UDA)	16,536
Contract type name	GDS Contract	Carry forward general activity (UDA)	198
Purpose of contract	General and Orthodontic	17/18 Contracted orthodontic activity (UOA)	823
Contract start date	01/04/2006	Carry forward orthodontic activity (UOA)	-9
Contract end date		Baseline contract value	£542,928.04

ACCESS	Contract	England and Wales
24 month ratio of assessments to patient IDs	1.00	1.04

ACTIVITY	Contract
Contract assess and fit appliances (case starts) as a percentage of Area Team case starts	0.3 %

Cumulative percentage of contracted UOA delivered 2017 & 2018



Month	Adjusted Scheduled Activity (UOA)		
	2016	2017	2018
April	16	13	9
May	16	13	9
June	16	181	9
July	16	433	9
August	16	433	51
September	205	475	156
October	205	475	156
November	205	622	219
December	521	769	345
January	521	769	345
February	731	832	626
March	794	832	756
April	815	832	
May	815	832	
June	836	832	

QUALITY (rolling 12 month period)	Contract Quantity	Contract Base Number	Contract *	Area Team	Region	England
% of all assessments that were assess and fit appliances (case starts)	38	38	100.0%	58.0%	59.9%	60.1%
% of all assessments that were assess and refuse	0	38	0.0%	15.9%	13.8%	11.3%
% of all assessments that were assess and review	0	38	0.0%	26.1%	26.3%	28.6%
% of case starts with a reported IOTN of 3 and Aesthetic Component of 5 or below	0	38	N/A	0.1%	0.1%	0.1%
% of case starts with a reported IOTN of 3 and Aesthetic Component of 6 or above	1	38	2.6%	5.5%	5.7%	4.1%
% of case starts with a reported IOTN of 4	35	38	92.1%	80.4%	79.2%	77.7%
% of case starts with a reported IOTN of 5	2	38	5.3%	13.7%	13.9%	16.8 %
% of concluded courses in receipt of dual-arch fixed appliances	0	0	N/A	83.0%	78.6%	73.8%
% of concluded courses where treatment was abandoned or discontinued	0	0	N/A	5.7%	5.5%	7.0%
% of patients satisfied with the treatment they have received	0	0	N/A	95.4%	94.2%	96.0%

* Figures in italics indicate that the base number is less than 100.

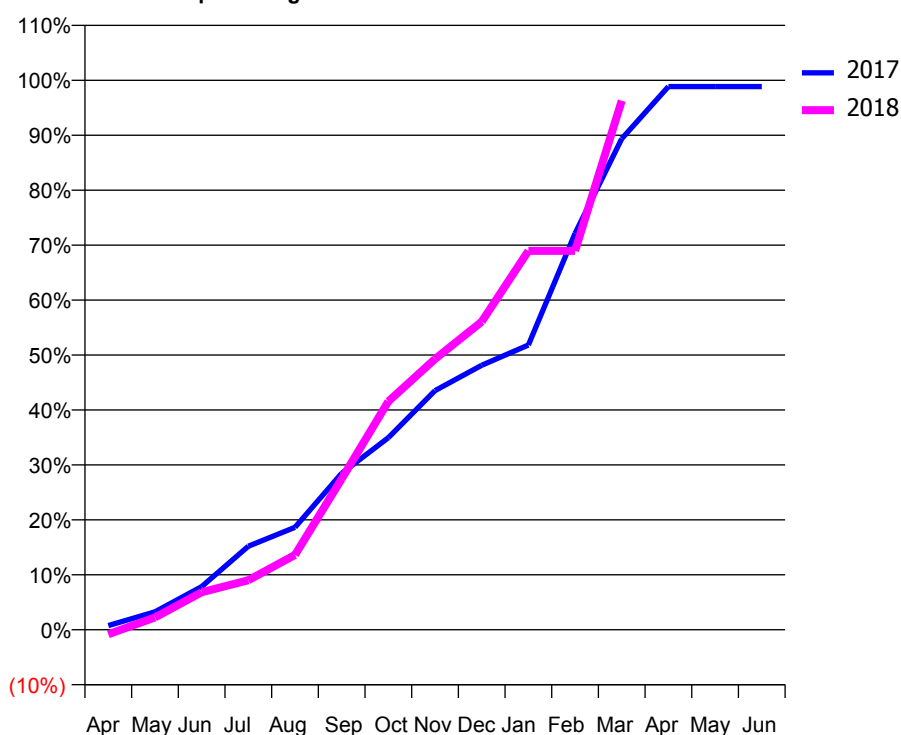
Q61 - Vital Signs Orthodontic At a Glance Contract Report for 250643/0001 - March 2018

Name or company name	MISS SY BHUIYAN	17/18 Contracted general activity (UDA)	5,300
Contract type name	GDS Contract	Carry forward general activity (UDA)	-26
Purpose of contract	General and Orthodontic	17/18 Contracted orthodontic activity (UOA)	6,850
Contract start date	01/06/2015	Carry forward orthodontic activity (UOA)	78
Contract end date		Baseline contract value	£721,557.38

ACCESS	Contract	England and Wales
24 month ratio of assessments to patient IDs	1.01	1.04

ACTIVITY	Contract
Contract assess and fit appliances (case starts) as a percentage of Area Team case starts	2.8 %

Cumulative percentage of contracted UOA delivered 2017 & 2018



Month	Adjusted Scheduled Activity (UOA)		
	2016	2017	2018
April	0	53	-57
May	0	223	153
June	0	538	468
July	378	1,042	617
August	905	1,277	934
September	1,262	1,951	1,881
October	1,430	2,394	2,847
November	2,186	2,982	3,376
December	2,648	3,297	3,840
January	2,900	3,549	4,724
February	4,081	4,941	4,724
March	5,007	6,121	6,595
April	5,494	6,772	
May	5,494	6,772	
June	5,494	6,772	

QUALITY (rolling 12 month period)

	Contract Quantity	Contract Base Number	Contract *	Area Team	Region	England
% of all assessments that were assess and fit appliances (case starts)	350	350	100.0%	58.0%	59.9%	60.1%
% of all assessments that were assess and refuse	0	350	0.0%	15.9%	13.8%	11.3%
% of all assessments that were assess and review	0	350	0.0%	26.1%	26.3%	28.6%
% of case starts with a reported IOTN of 3 and Aesthetic Component of 5 or below	0	350	N/A	0.1%	0.1%	0.1%
% of case starts with a reported IOTN of 3 and Aesthetic Component of 6 or above	3	350	0.9%	5.5%	5.7%	4.1%
% of case starts with a reported IOTN of 4	312	350	89.1%	80.4%	79.2%	77.7%
% of case starts with a reported IOTN of 5	34	350	9.7%	13.7%	13.9%	16.8 %
% of concluded courses in receipt of dual-arch fixed appliances	0	247	N/A	83.0%	78.6%	73.8%
% of concluded courses where treatment was abandoned or discontinued	15	247	6.1%	5.7%	5.5%	7.0%
% of patients satisfied with the treatment they have received	7	7	100.0%	95.4%	94.2%	96.0%

* Figures in italics indicate that the base number is less than 100.

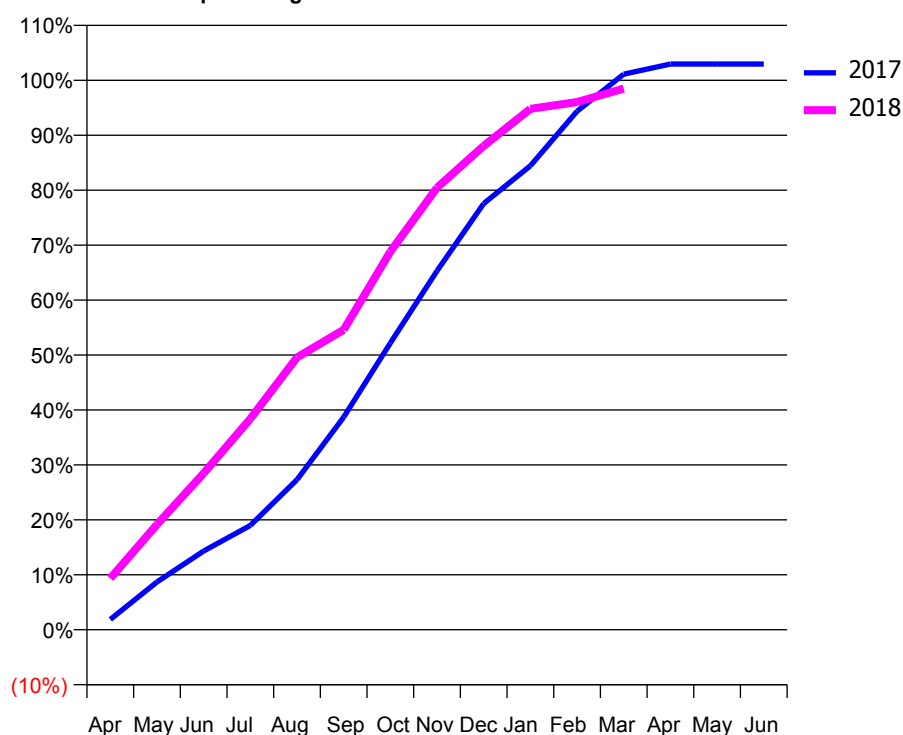
Q61 - Vital Signs Orthodontic At a Glance Contract Report for 272825/0001 - March 2018

Name or company name	MR MN TALATI	17/18 Contracted general activity (UDA)	0
Contract type name	PDS Contract	Carry forward general activity (UDA)	0
Purpose of contract	Orthodontic	17/18 Contracted orthodontic activity (UOA)	3,424
Contract start date	01/11/2008	Carry forward orthodontic activity (UOA)	-68
Contract end date	31/03/2019	Baseline contract value	£240,536.65

ACCESS	Contract	England and Wales
24 month ratio of assessments to patient IDs	1.00	1.04

ACTIVITY	Contract
Contract assess and fit appliances (case starts) as a percentage of Area Team case starts	1.3 %

Cumulative percentage of contracted UOA delivered 2017 & 2018



Month	Adjusted Scheduled Activity (UOA)		
	2016	2017	2018
April	344	64	320
May	579	298	656
June	793	491	975
July	1,531	650	1,315
August	1,705	935	1,697
September	2,007	1,325	1,869
October	2,389	1,787	2,356
November	2,645	2,236	2,755
December	2,947	2,656	3,015
January	3,056	2,891	3,246
February	3,354	3,231	3,288
March	3,421	3,462	3,372
April	3,484	3,525	
May	3,484	3,525	
June	3,484	3,525	

QUALITY (rolling 12 month period)	Contract Quantity	Contract Base Number	Contract *	Area Team	Region	England
% of all assessments that were assess and fit appliances (case starts)	166	166	100.0%	58.0%	59.9%	60.1%
% of all assessments that were assess and refuse	0	166	0.0%	15.9%	13.8%	11.3%
% of all assessments that were assess and review	0	166	0.0%	26.1%	26.3%	28.6%
% of case starts with a reported IOTN of 3 and Aesthetic Component of 5 or below	0	166	N/A	0.1%	0.1%	0.1%
% of case starts with a reported IOTN of 3 and Aesthetic Component of 6 or above	30	166	18.1%	5.5%	5.7%	4.1%
% of case starts with a reported IOTN of 4	117	166	70.5%	80.4%	79.2%	77.7%
% of case starts with a reported IOTN of 5	18	166	10.8%	13.7%	13.9%	16.8 %
% of concluded courses in receipt of dual-arch fixed appliances	42	129	32.6%	83.0%	78.6%	73.8%
% of concluded courses where treatment was abandoned or discontinued	7	129	5.4%	5.7%	5.5%	7.0%
% of patients satisfied with the treatment they have received	2	3	66.7%	95.4%	94.2%	96.0%

* Figures in italics indicate that the base number is less than 100.

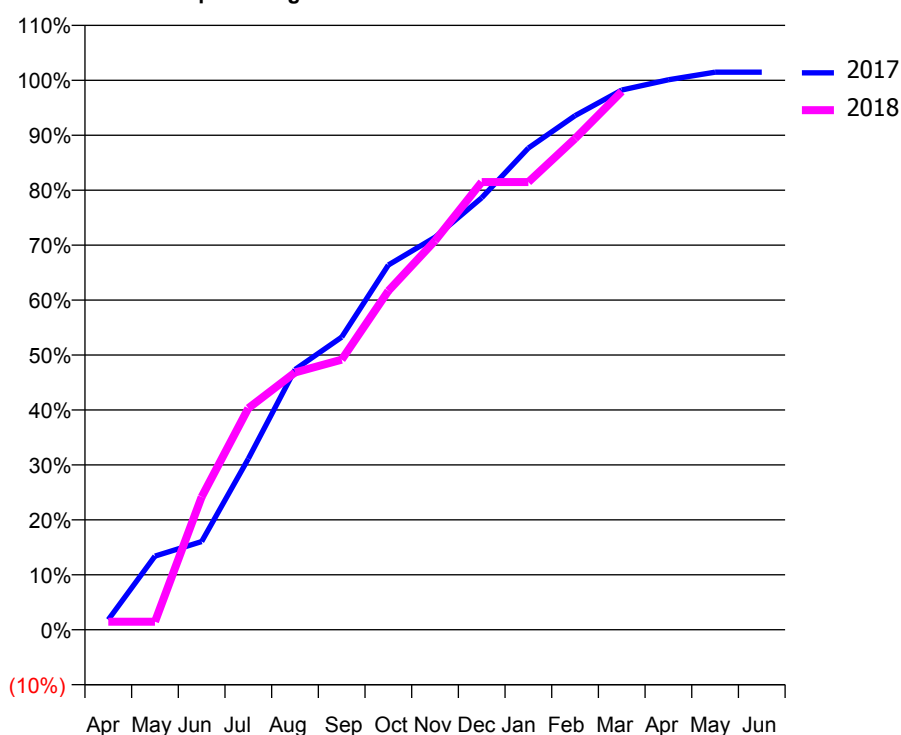
Q61 - Vital Signs Orthodontic At a Glance Contract Report for 330884/0001 - March 2018

Name or company name	MR SJ HARIA	17/18 Contracted general activity (UDA)	0
Contract type name	PDS Contract	Carry forward general activity (UDA)	0
Purpose of contract	Orthodontic	17/18 Contracted orthodontic activity (UOA)	13,615
Contract start date	01/04/2006	Carry forward orthodontic activity (UOA)	-200
Contract end date	31/03/2019	Baseline contract value	£892,907.03

ACCESS	Contract	England and Wales
24 month ratio of assessments to patient IDs	1.01	1.04

ACTIVITY	Contract
Contract assess and fit appliances (case starts) as a percentage of Area Team case starts	5.1 %

Cumulative percentage of contracted UOA delivered 2017 & 2018



Month	Adjusted Scheduled Activity (UOA)		
	2016	2017	2018
April	12	248	200
May	579	1,827	200
June	856	2,184	3,291
July	3,793	4,237	5,488
August	5,217	6,447	6,376
September	5,640	7,250	6,691
October	6,971	9,037	8,396
November	7,706	9,724	9,639
December	8,680	10,702	11,092
January	9,625	11,937	11,092
February	10,339	12,739	12,171
March	11,817	13,373	13,335
April	13,759	13,626	
May	13,863	13,815	
June	13,863	13,815	

QUALITY (rolling 12 month period)	Contract Quantity	Contract Base Number	Contract *	Area Team	Region	England
% of all assessments that were assess and fit appliances (case starts)	644	896	71.9%	58.0%	59.9%	60.1%
% of all assessments that were assess and refuse	85	896	9.5%	15.9%	13.8%	11.3%
% of all assessments that were assess and review	167	896	18.6%	26.1%	26.3%	28.6%
% of case starts with a reported IOTN of 3 and Aesthetic Component of 5 or below	1	644	0.2%	0.1%	0.1%	0.1%
% of case starts with a reported IOTN of 3 and Aesthetic Component of 6 or above	27	644	4.2%	5.5%	5.7%	4.1%
% of case starts with a reported IOTN of 4	492	644	76.4%	80.4%	79.2%	77.7%
% of case starts with a reported IOTN of 5	124	644	19.3%	13.7%	13.9%	16.8 %
% of concluded courses in receipt of dual-arch fixed appliances	522	576	90.6%	83.0%	78.6%	73.8%
% of concluded courses where treatment was abandoned or discontinued	34	576	5.9%	5.7%	5.5%	7.0%
% of patients satisfied with the treatment they have received	11	12	91.7%	95.4%	94.2%	96.0%

* Figures in italics indicate that the base number is less than 100.

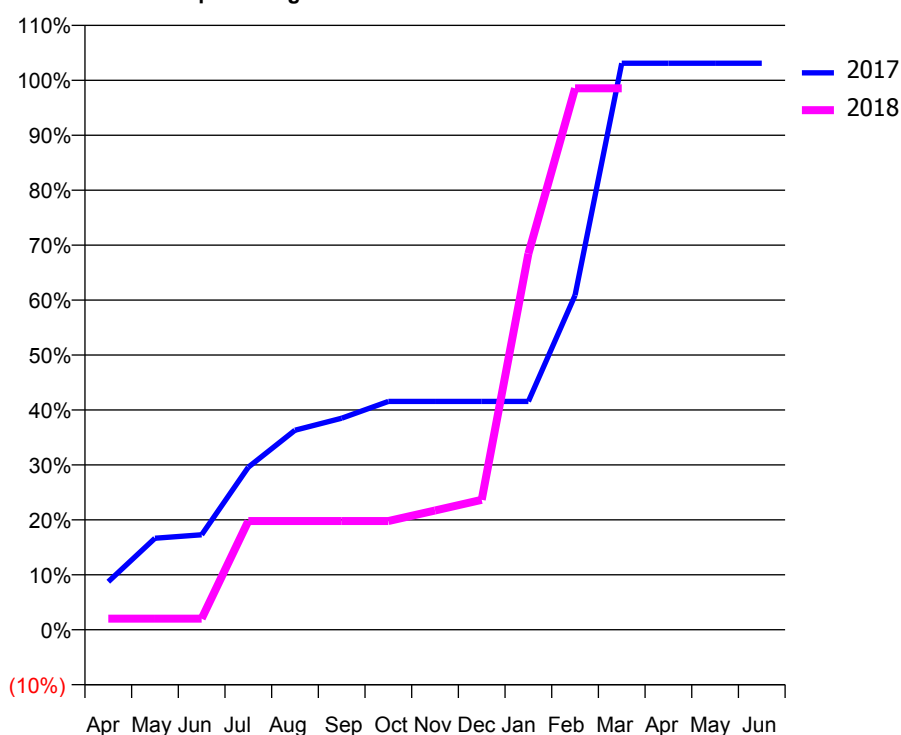
Q61 - Vital Signs Orthodontic At a Glance Contract Report for 388904/0001 - March 2018

Name or company name	DR AM COHEN	17/18 Contracted general activity (UDA)	0
Contract type name	PDS Contract	Carry forward general activity (UDA)	0
Purpose of contract	Orthodontic	17/18 Contracted orthodontic activity (UOA)	1,087
Contract start date	01/04/2006	Carry forward orthodontic activity (UOA)	-22
Contract end date	31/03/2019	Baseline contract value	£74,628.39

ACCESS	Contract	England and Wales
24 month ratio of assessments to patient IDs	1.00	1.04

ACTIVITY	Contract
Contract assess and fit appliances (case starts) as a percentage of Area Team case starts	0.4 %

Cumulative percentage of contracted UOA delivered 2017 & 2018



Month	Adjusted Scheduled Activity (UOA)		
	2016	2017	2018
April	7	95	22
May	116	181	22
June	144	188	22
July	372	322	215
August	509	395	215
September	684	419	215
October	706	452	215
November	795	452	236
December	951	452	257
January	973	452	744
February	1,092	662	1,071
March	1,092	1,121	1,071
April	1,095	1,121	
May	1,096	1,121	
June	1,096	1,121	

QUALITY (rolling 12 month period)	Contract Quantity	Contract Base Number	Contract *	Area Team	Region	England
% of all assessments that were assess and fit appliances (case starts)	54	54	100.0%	58.0%	59.9%	60.1%
% of all assessments that were assess and refuse	0	54	0.0%	15.9%	13.8%	11.3%
% of all assessments that were assess and review	0	54	0.0%	26.1%	26.3%	28.6%
% of case starts with a reported IOTN of 3 and Aesthetic Component of 5 or below	0	54	N/A	0.1%	0.1%	0.1%
% of case starts with a reported IOTN of 3 and Aesthetic Component of 6 or above	10	54	18.5%	5.5%	5.7%	4.1%
% of case starts with a reported IOTN of 4	39	54	72.2%	80.4%	79.2%	77.7%
% of case starts with a reported IOTN of 5	4	54	7.4%	13.7%	13.9%	16.8 %
% of concluded courses in receipt of dual-arch fixed appliances	6	14	42.9%	83.0%	78.6%	73.8%
% of concluded courses where treatment was abandoned or discontinued	2	14	14.3%	5.7%	5.5%	7.0%
% of patients satisfied with the treatment they have received	1	1	100.0%	95.4%	94.2%	96.0%

* Figures in italics indicate that the base number is less than 100.

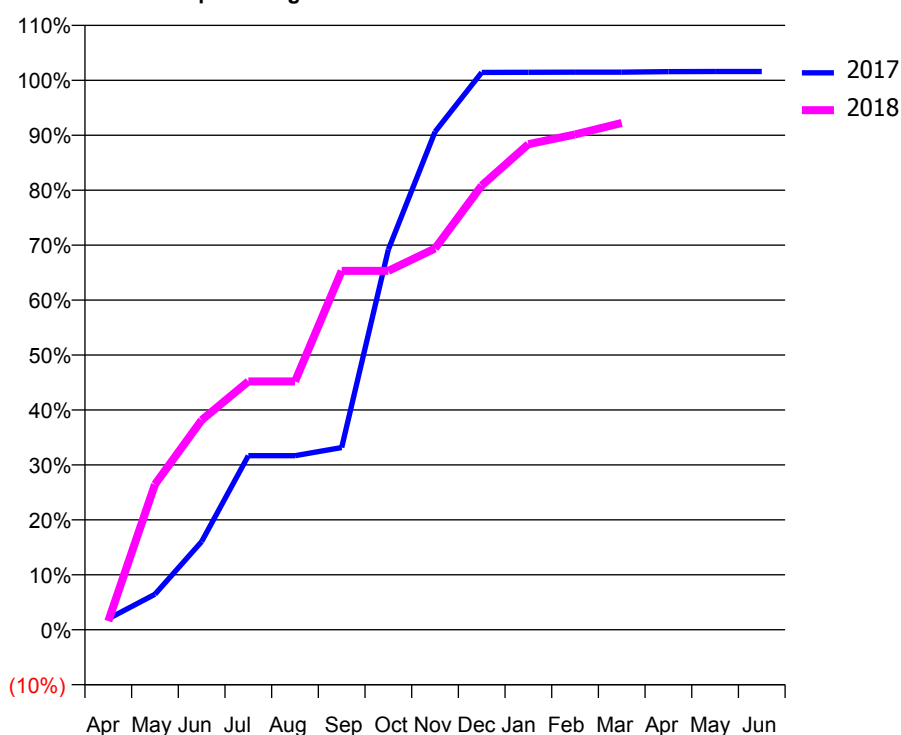
Q61 - Vital Signs Orthodontic At a Glance Contract Report for 555770/0002 - March 2018

Name or company name	MR GI GILBERT	17/18 Contracted general activity (UDA)	0
Contract type name	PDS Contract	Carry forward general activity (UDA)	0
Purpose of contract	Orthodontic	17/18 Contracted orthodontic activity (UOA)	4,233
Contract start date	04/11/2006	Carry forward orthodontic activity (UOA)	-67
Contract end date	31/03/2019	Baseline contract value	£285,083.53

ACCESS	Contract	England and Wales
24 month ratio of assessments to patient IDs	1.00	1.04

ACTIVITY	Contract
Contract assess and fit appliances (case starts) as a percentage of Area Team case starts	1.6 %

Cumulative percentage of contracted UOA delivered 2017 & 2018



Month	Adjusted Scheduled Activity (UOA)		
	2016	2017	2018
April	106	85	67
May	461	274	1,120
June	607	679	1,615
July	696	1,341	1,913
August	849	1,341	1,913
September	1,302	1,404	2,765
October	2,298	2,929	2,765
November	2,810	3,836	2,937
December	3,613	4,293	3,422
January	3,966	4,294	3,741
February	4,166	4,295	3,816
March	4,229	4,295	3,904
April	4,338	4,299	
May	4,338	4,300	
June	4,338	4,300	

QUALITY (rolling 12 month period)

	Contract Quantity	Contract Base Number	Contract *	Area Team	Region	England
% of all assessments that were assess and fit appliances (case starts)	204	208	98.1%	58.0%	59.9%	60.1%
% of all assessments that were assess and refuse	1	208	0.5%	15.9%	13.8%	11.3%
% of all assessments that were assess and review	3	208	1.4%	26.1%	26.3%	28.6%
% of case starts with a reported IOTN of 3 and Aesthetic Component of 5 or below	0	204	N/A	0.1%	0.1%	0.1%
% of case starts with a reported IOTN of 3 and Aesthetic Component of 6 or above	18	204	8.8%	5.5%	5.7%	4.1%
% of case starts with a reported IOTN of 4	163	204	79.9%	80.4%	79.2%	77.7%
% of case starts with a reported IOTN of 5	20	204	9.8%	13.7%	13.9%	16.8 %
% of concluded courses in receipt of dual-arch fixed appliances	177	224	79.0%	83.0%	78.6%	73.8%
% of concluded courses where treatment was abandoned or discontinued	6	224	2.7%	5.7%	5.5%	7.0%
% of patients satisfied with the treatment they have received	4	4	100.0%	95.4%	94.2%	96.0%

* Figures in italics indicate that the base number is less than 100.

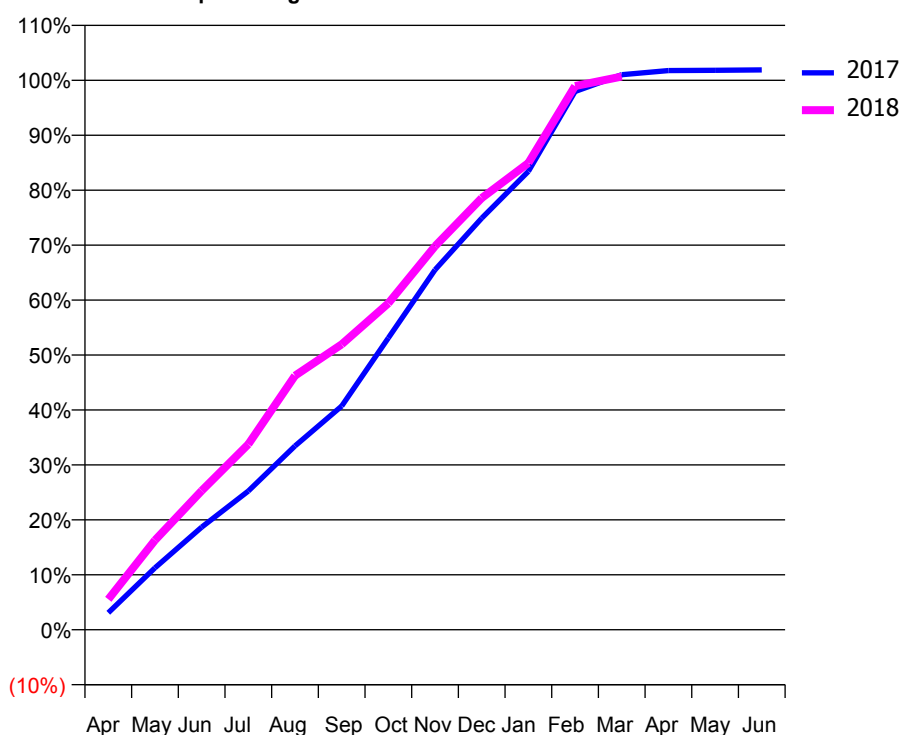
Q61 - Vital Signs Orthodontic At a Glance Contract Report for 556459/0002 - March 2018

Name or company name	MR GP DINDOL	17/18 Contracted general activity (UDA)	5,459
Contract type name	GDS Contract	Carry forward general activity (UDA)	-109
Purpose of contract	General and Orthodontic	17/18 Contracted orthodontic activity (UOA)	2,491
Contract start date	19/07/2008	Carry forward orthodontic activity (UOA)	-47
Contract end date		Baseline contract value	£524,142.07

ACCESS	Contract	England and Wales
24 month ratio of assessments to patient IDs	1.02	1.04

ACTIVITY	Contract
Contract assess and fit appliances (case starts) as a percentage of Area Team case starts	0.8 %

Cumulative percentage of contracted UOA delivered 2017 & 2018



Month	Adjusted Scheduled Activity (UOA)		
	2016	2017	2018
April	50	77	138
May	279	281	406
June	417	465	630
July	776	629	841
August	1,023	833	1,152
September	1,221	1,014	1,294
October	1,427	1,323	1,480
November	1,533	1,632	1,739
December	1,786	1,866	1,957
January	1,940	2,078	2,116
February	2,385	2,440	2,465
March	2,514	2,516	2,508
April	2,545	2,535	
May	2,546	2,536	
June	2,546	2,538	

QUALITY (rolling 12 month period)

	Contract Quantity	Contract Base Number	Contract *	Area Team	Region	England
% of all assessments that were assess and fit appliances (case starts)	106	442	24.0%	58.0%	59.9%	60.1%
% of all assessments that were assess and refuse	100	442	22.6%	15.9%	13.8%	11.3%
% of all assessments that were assess and review	236	442	53.4%	26.1%	26.3%	28.6%
% of case starts with a reported IOTN of 3 and Aesthetic Component of 5 or below	0	106	N/A	0.1%	0.1%	0.1%
% of case starts with a reported IOTN of 3 and Aesthetic Component of 6 or above	2	106	1.9%	5.5%	5.7%	4.1%
% of case starts with a reported IOTN of 4	99	106	93.4%	80.4%	79.2%	77.7%
% of case starts with a reported IOTN of 5	5	106	4.7%	13.7%	13.9%	16.8 %
% of concluded courses in receipt of dual-arch fixed appliances	0	127	N/A	83.0%	78.6%	73.8%
% of concluded courses where treatment was abandoned or discontinued	17	127	13.4%	5.7%	5.5%	7.0%
% of patients satisfied with the treatment they have received	1	1	100.0%	95.4%	94.2%	96.0%

* Figures in italics indicate that the base number is less than 100.

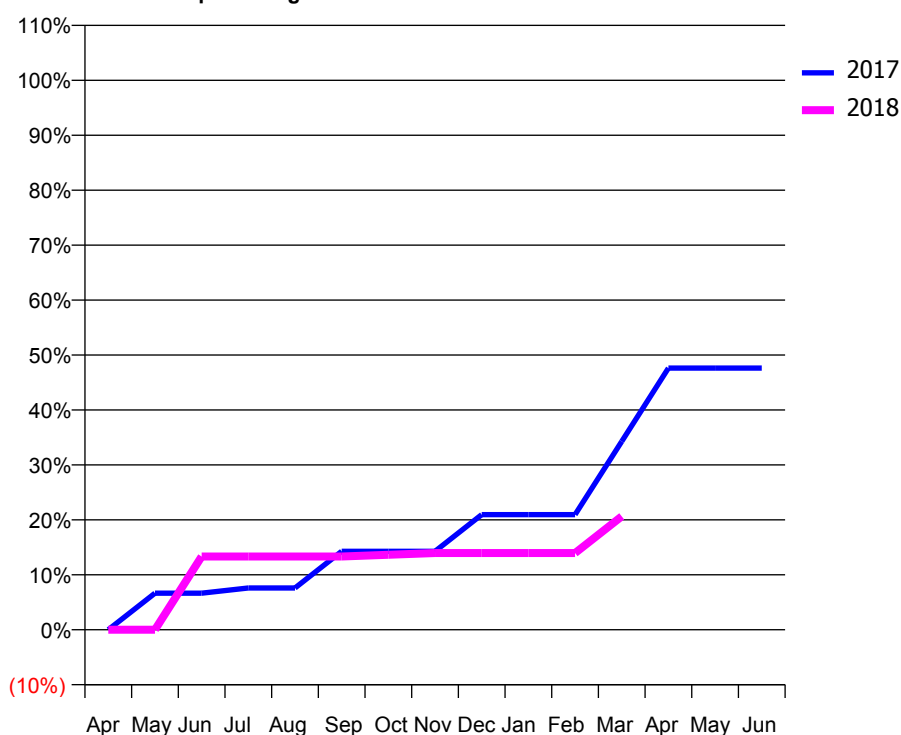
Q61 - Vital Signs Orthodontic At a Glance Contract Report for 574732/0001 - March 2018

Name or company name	MR B LILADHAR	17/18 Contracted general activity (UDA)	3,503
Contract type name	GDS Contract	Carry forward general activity (UDA)	0
Purpose of contract	General and Orthodontic	17/18 Contracted orthodontic activity (UOA)	315
Contract start date	01/04/2006	Carry forward orthodontic activity (UOA)	0
Contract end date		Baseline contract value	£128,882.56

ACCESS	Contract	England and Wales
24 month ratio of assessments to patient IDs	1.00	1.04

ACTIVITY	Contract
Contract assess and fit appliances (case starts) as a percentage of Area Team case starts	0.0 %

Cumulative percentage of contracted UOA delivered 2017 & 2018



Month	Adjusted Scheduled Activity (UOA)		
	2016	2017	2018
April	0	0	0
May	2	21	0
June	2	21	42
July	2	24	42
August	23	24	42
September	44	45	42
October	44	45	43
November	66	45	44
December	89	66	44
January	89	66	44
February	90	66	44
March	132	108	65
April	153	150	
May	153	150	
June	153	150	

QUALITY (rolling 12 month period)

	Contract Quantity	Contract Base Number	Contract *	Area Team	Region	England
% of all assessments that were assess and fit appliances (case starts)	5	7	71.4%	58.0%	59.9%	60.1%
% of all assessments that were assess and refuse	0	7	0.0%	15.9%	13.8%	11.3%
% of all assessments that were assess and review	2	7	28.6%	26.1%	26.3%	28.6%
% of case starts with a reported IOTN of 3 and Aesthetic Component of 5 or below	0	5	N/A	0.1%	0.1%	0.1%
% of case starts with a reported IOTN of 3 and Aesthetic Component of 6 or above	2	5	40.0%	5.5%	5.7%	4.1%
% of case starts with a reported IOTN of 4	3	5	60.0%	80.4%	79.2%	77.7%
% of case starts with a reported IOTN of 5	0	5	N/A	13.7%	13.9%	16.8 %
% of concluded courses in receipt of dual-arch fixed appliances	10	13	76.9%	83.0%	78.6%	73.8%
% of concluded courses where treatment was abandoned or discontinued	2	13	15.4%	5.7%	5.5%	7.0%
% of patients satisfied with the treatment they have received	0	0	N/A	95.4%	94.2%	96.0%

* Figures in italics indicate that the base number is less than 100.

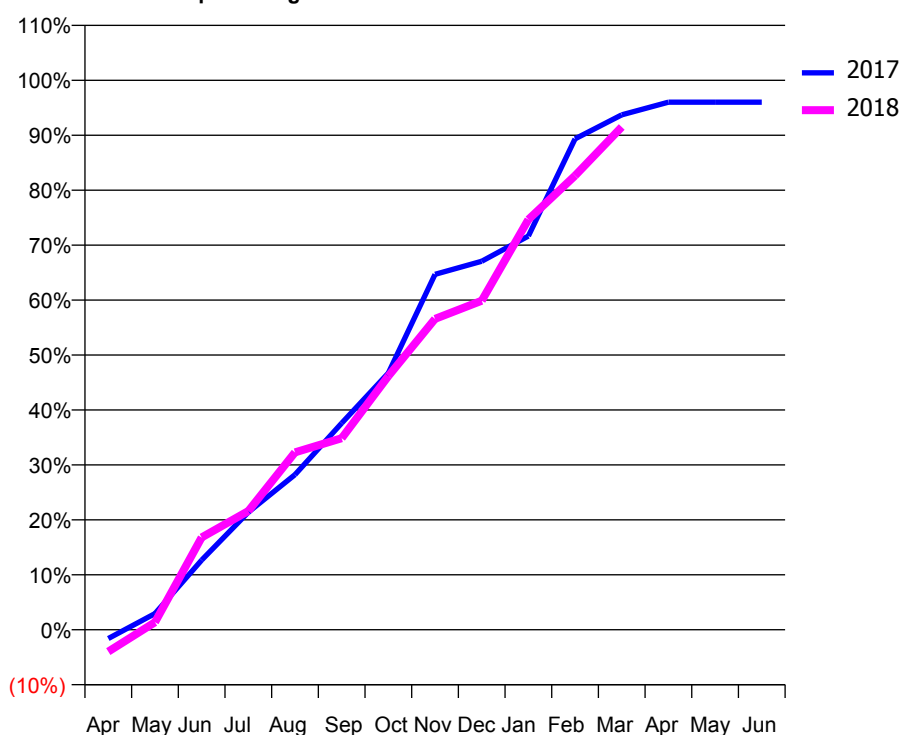
Q61 - Vital Signs Orthodontic At a Glance Contract Report for 575135/0001 - March 2018

Name or company name	MRS LC LYONS	17/18 Contracted general activity (UDA)	0
Contract type name	PDS Contract	Carry forward general activity (UDA)	0
Purpose of contract	Orthodontic	17/18 Contracted orthodontic activity (UOA)	3,152
Contract start date	01/04/2006	Carry forward orthodontic activity (UOA)	126
Contract end date	31/03/2019	Baseline contract value	£212,207.55

ACCESS	Contract	England and Wales
24 month ratio of assessments to patient IDs	1.13	1.04

ACTIVITY	Contract
Contract assess and fit appliances (case starts) as a percentage of Area Team case starts	1.1 %

Cumulative percentage of contracted UOA delivered 2017 & 2018



Month	Adjusted Scheduled Activity (UOA)		
	2016	2017	2018
April	-43	-51	-126
May	45	93	43
June	299	400	530
July	845	674	681
August	1,261	890	1,018
September	1,261	1,185	1,099
October	1,880	1,473	1,455
November	1,984	2,039	1,783
December	2,281	2,114	1,887
January	2,682	2,258	2,353
February	3,017	2,816	2,605
March	3,017	2,954	2,884
April	3,101	3,026	
May	3,101	3,026	
June	3,101	3,026	

QUALITY (rolling 12 month period)

	Contract Quantity	Contract Base Number	Contract *	Area Team	Region	England
% of all assessments that were assess and fit appliances (case starts)	133	456	29.2%	58.0%	59.9%	60.1%
% of all assessments that were assess and refuse	81	456	17.8%	15.9%	13.8%	11.3%
% of all assessments that were assess and review	242	456	53.1%	26.1%	26.3%	28.6%
% of case starts with a reported IOTN of 3 and Aesthetic Component of 5 or below	0	133	N/A	0.1%	0.1%	0.1%
% of case starts with a reported IOTN of 3 and Aesthetic Component of 6 or above	21	133	15.8%	5.5%	5.7%	4.1%
% of case starts with a reported IOTN of 4	82	133	61.7%	80.4%	79.2%	77.7%
% of case starts with a reported IOTN of 5	30	133	22.6%	13.7%	13.9%	16.8 %
% of concluded courses in receipt of dual-arch fixed appliances	77	128	60.2%	83.0%	78.6%	73.8%
% of concluded courses where treatment was abandoned or discontinued	36	128	28.1%	5.7%	5.5%	7.0%
% of patients satisfied with the treatment they have received	5	5	100.0%	95.4%	94.2%	96.0%

* Figures in italics indicate that the base number is less than 100.

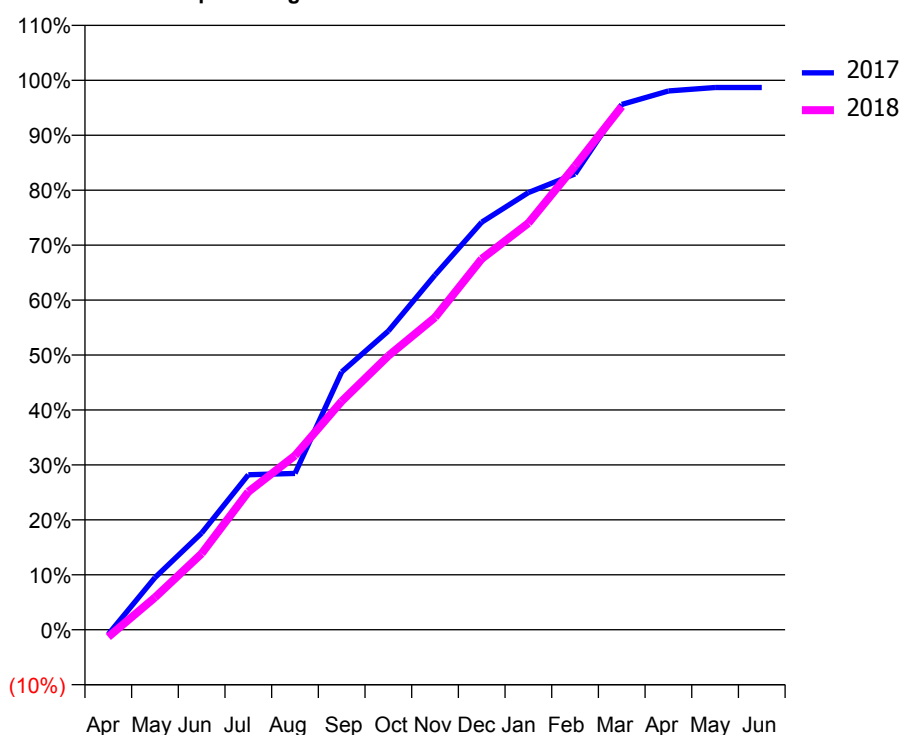
Q61 - Vital Signs Orthodontic At a Glance Contract Report for 631752/0002 - March 2018

Name or company name	Mr HA Patel	17/18 Contracted general activity (UDA)	0
Contract type name	PDS Contract	Carry forward general activity (UDA)	0
Purpose of contract	Orthodontic	17/18 Contracted orthodontic activity (UOA)	19,261
Contract start date	01/04/2006	Carry forward orthodontic activity (UOA)	254
Contract end date	31/03/2019	Baseline contract value	£1,263,224.22

ACCESS	Contract	England and Wales
24 month ratio of assessments to patient IDs	1.00	1.04

ACTIVITY	Contract
Contract assess and fit appliances (case starts) as a percentage of Area Team case starts	7.0 %

Cumulative percentage of contracted UOA delivered 2017 & 2018



Month	Adjusted Scheduled Activity (UOA)		
	2016	2017	2018
April	-88	-161	-254
May	629	1,829	1,132
June	1,585	3,393	2,673
July	3,430	5,434	4,833
August	4,668	5,481	6,106
September	5,167	9,037	8,007
October	8,145	10,471	9,605
November	10,302	12,435	10,947
December	12,662	14,286	13,002
January	13,848	15,325	14,252
February	15,795	15,978	16,261
March	18,115	18,412	18,344
April	19,021	18,887	
May	19,080	19,006	
June	19,100	19,007	

QUALITY (rolling 12 month period)

	Contract Quantity	Contract Base Number	Contract *	Area Team	Region	England
% of all assessments that were assess and fit appliances (case starts)	880	1,926	45.7%	58.0%	59.9%	60.1%
% of all assessments that were assess and refuse	518	1,926	26.9%	15.9%	13.8%	11.3%
% of all assessments that were assess and review	528	1,926	27.4%	26.1%	26.3%	28.6%
% of case starts with a reported IOTN of 3 and Aesthetic Component of 5 or below	2	880	0.2%	0.1%	0.1%	0.1%
% of case starts with a reported IOTN of 3 and Aesthetic Component of 6 or above	25	880	2.8%	5.5%	5.7%	4.1%
% of case starts with a reported IOTN of 4	668	880	75.9%	80.4%	79.2%	77.7%
% of case starts with a reported IOTN of 5	184	880	20.9%	13.7%	13.9%	16.8 %
% of concluded courses in receipt of dual-arch fixed appliances	872	915	95.3%	83.0%	78.6%	73.8%
% of concluded courses where treatment was abandoned or discontinued	24	915	2.6%	5.7%	5.5%	7.0%
% of patients satisfied with the treatment they have received	20	20	100.0%	95.4%	94.2%	96.0%

* Figures in italics indicate that the base number is less than 100.

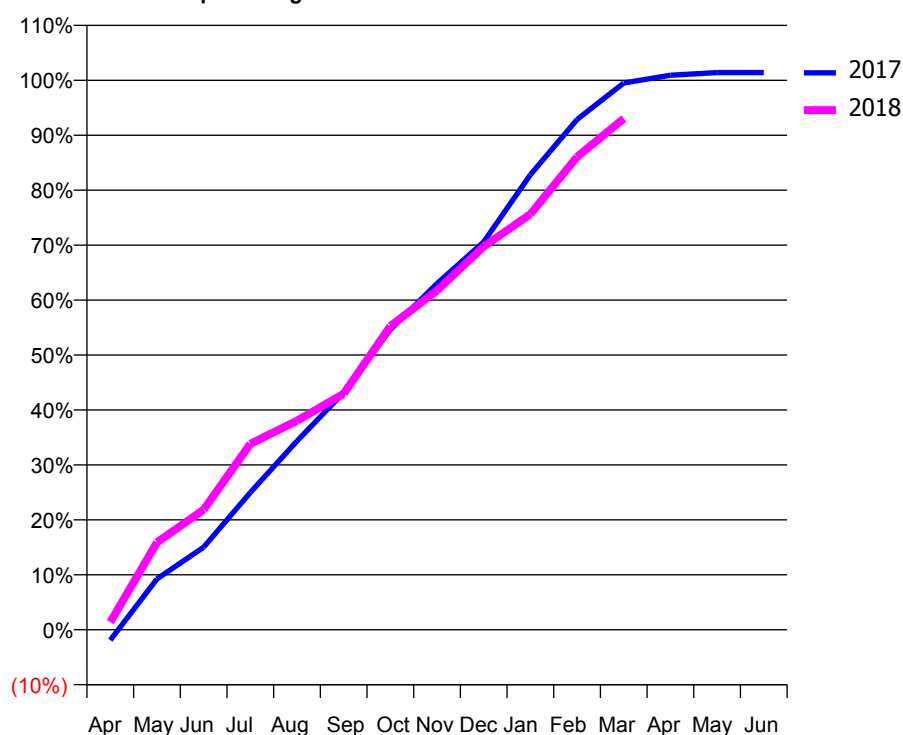
Q61 - Vital Signs Orthodontic At a Glance Contract Report for 631752/0003 - March 2018

Name or company name	Mr HA Patel	17/18 Contracted general activity (UDA)	0
Contract type name	PDS Contract	Carry forward general activity (UDA)	0
Purpose of contract	Orthodontic	17/18 Contracted orthodontic activity (UOA)	18,029
Contract start date	01/04/2006	Carry forward orthodontic activity (UOA)	-251
Contract end date	31/03/2019	Baseline contract value	£1,209,797.69

ACCESS	Contract	England and Wales
24 month ratio of assessments to patient IDs	1.00	1.04

ACTIVITY	Contract
Contract assess and fit appliances (case starts) as a percentage of Area Team case starts	6.3 %

Cumulative percentage of contracted UOA delivered 2017 & 2018



Month	Adjusted Scheduled Activity (UOA)		
	2016	2017	2018
April	-324	-343	251
May	432	1,668	2,867
June	1,523	2,712	3,940
July	3,125	4,506	6,102
August	3,980	6,191	6,860
September	4,974	7,785	7,744
October	6,726	9,852	9,966
November	7,704	11,358	11,131
December	9,118	12,727	12,578
January	10,362	14,932	13,635
February	13,815	16,740	15,517
March	16,228	17,941	16,770
April	17,686	18,195	
May	17,686	18,280	
June	17,686	18,280	

QUALITY (rolling 12 month period)

	Contract Quantity	Contract Base Number	Contract *	Area Team	Region	England
% of all assessments that were assess and fit appliances (case starts)	793	1,359	58.4%	58.0%	59.9%	60.1%
% of all assessments that were assess and refuse	298	1,359	21.9%	15.9%	13.8%	11.3%
% of all assessments that were assess and review	268	1,359	19.7%	26.1%	26.3%	28.6%
% of case starts with a reported IOTN of 3 and Aesthetic Component of 5 or below	2	793	0.3%	0.1%	0.1%	0.1%
% of case starts with a reported IOTN of 3 and Aesthetic Component of 6 or above	56	793	7.1%	5.5%	5.7%	4.1%
% of case starts with a reported IOTN of 4	605	793	76.3%	80.4%	79.2%	77.7%
% of case starts with a reported IOTN of 5	130	793	16.4%	13.7%	13.9%	16.8 %
% of concluded courses in receipt of dual-arch fixed appliances	762	840	90.7%	83.0%	78.6%	73.8%
% of concluded courses where treatment was abandoned or discontinued	28	840	3.3%	5.7%	5.5%	7.0%
% of patients satisfied with the treatment they have received	16	16	100.0%	95.4%	94.2%	96.0%

* Figures in italics indicate that the base number is less than 100.

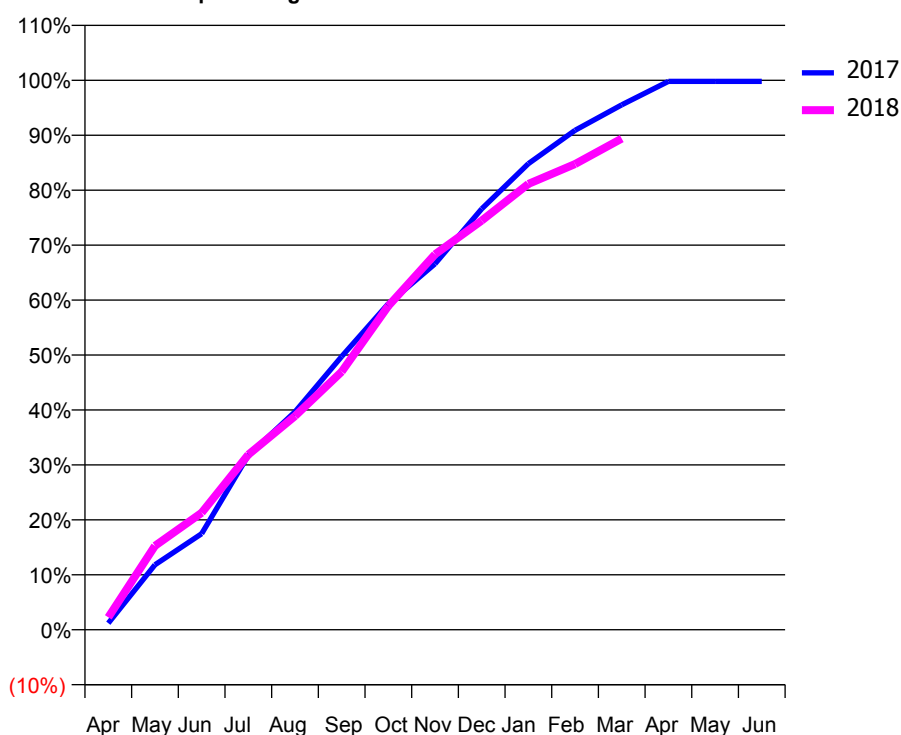
Q61 - Vital Signs Orthodontic At a Glance Contract Report for 631752/0004 - March 2018

Name or company name	MR HA PATEL	17/18 Contracted general activity (UDA)	0
Contract type name	PDS Contract	Carry forward general activity (UDA)	0
Purpose of contract	Orthodontic	17/18 Contracted orthodontic activity (UOA)	25,678
Contract start date	01/04/2006	Carry forward orthodontic activity (UOA)	50
Contract end date	31/03/2019	Baseline contract value	£1,732,379.99

ACCESS	Contract	England and Wales
24 month ratio of assessments to patient IDs	1.00	1.04

ACTIVITY	Contract
Contract assess and fit appliances (case starts) as a percentage of Area Team case starts	9.0 %

Cumulative percentage of contracted UOA delivered 2017 & 2018



Month	Adjusted Scheduled Activity (UOA)		
	2016	2017	2018
April	108	310	580
May	2,546	3,035	3,924
June	3,912	4,492	5,465
July	6,950	8,154	8,182
August	8,924	10,188	9,988
September	11,008	12,769	12,058
October	13,360	15,239	15,131
November	15,172	17,102	17,544
December	18,258	19,671	19,120
January	18,850	21,784	20,837
February	21,953	23,337	21,763
March	24,396	24,530	22,951
April	25,224	25,627	
May	25,224	25,628	
June	25,224	25,628	

QUALITY (rolling 12 month period)	Contract Quantity	Contract Base Number	Contract *	Area Team	Region	England
% of all assessments that were assess and fit appliances (case starts)	1,139	1,595	71.4%	58.0%	59.9%	60.1%
% of all assessments that were assess and refuse	229	1,595	14.4%	15.9%	13.8%	11.3%
% of all assessments that were assess and review	227	1,595	14.2%	26.1%	26.3%	28.6%
% of case starts with a reported IOTN of 3 and Aesthetic Component of 5 or below	0	1,139	N/A	0.1%	0.1%	0.1%
% of case starts with a reported IOTN of 3 and Aesthetic Component of 6 or above	44	1,139	3.9%	5.5%	5.7%	4.1%
% of case starts with a reported IOTN of 4	941	1,139	82.6%	80.4%	79.2%	77.7%
% of case starts with a reported IOTN of 5	154	1,139	13.5%	13.7%	13.9%	16.8 %
% of concluded courses in receipt of dual-arch fixed appliances	1,168	1,221	95.7%	83.0%	78.6%	73.8%
% of concluded courses where treatment was abandoned or discontinued	35	1,221	2.9%	5.7%	5.5%	7.0%
% of patients satisfied with the treatment they have received	19	21	90.5%	95.4%	94.2%	96.0%

* Figures in italics indicate that the base number is less than 100.

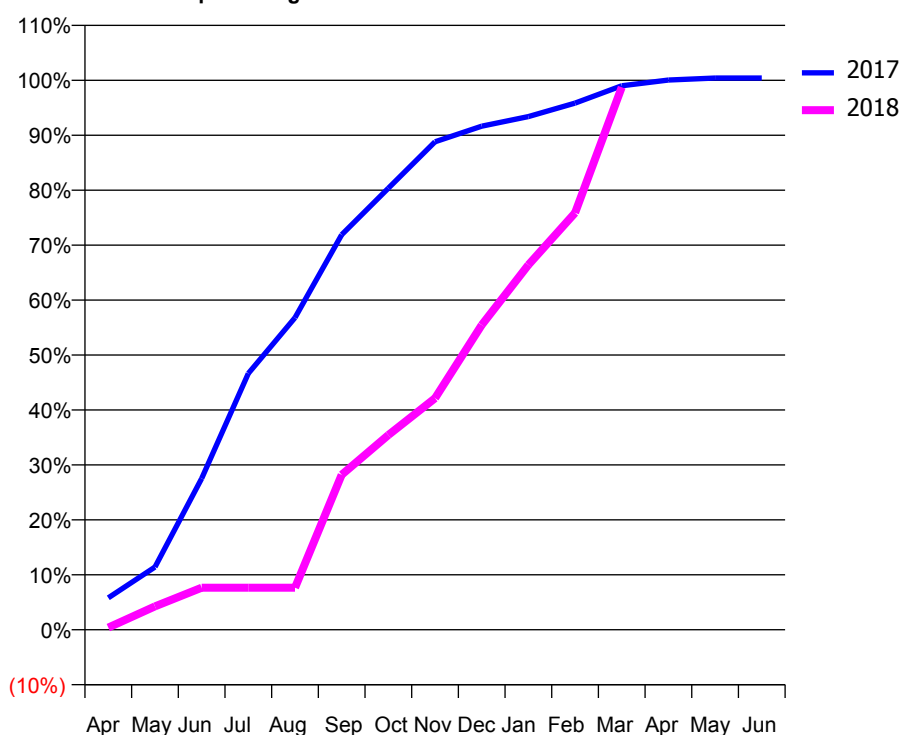
Q61 - Vital Signs Orthodontic At a Glance Contract Report for 631752/0005 - March 2018

Name or company name	Angle House Orthodontics Ltd.	17/18 Contracted general activity (UDA)	0
Contract type name	PDS Contract	Carry forward general activity (UDA)	0
Purpose of contract	Orthodontic	17/18 Contracted orthodontic activity (UOA)	6,000
Contract start date	01/04/2015	Carry forward orthodontic activity (UOA)	-24
Contract end date	31/03/2019	Baseline contract value	£364,340.98

ACCESS	Contract	England and Wales
24 month ratio of assessments to patient IDs	1.00	1.04

ACTIVITY	Contract
Contract assess and fit appliances (case starts) as a percentage of Area Team case starts	2.2 %

Cumulative percentage of contracted UOA delivered 2017 & 2018



Month	Adjusted Scheduled Activity (UOA)		
	2016	2017	2018
April	0	348	24
May	0	685	255
June	2	1,652	459
July	228	2,799	459
August	883	3,408	459
September	1,886	4,313	1,693
October	2,655	4,821	2,126
November	3,096	5,328	2,528
December	3,805	5,498	3,327
January	4,351	5,603	3,984
February	5,380	5,750	4,552
March	5,884	5,940	5,924
April	6,157	6,003	
May	6,105	6,024	
June	6,105	6,024	

QUALITY (rolling 12 month period)	Contract Quantity	Contract Base Number	Contract *	Area Team	Region	England
% of all assessments that were assess and fit appliances (case starts)	280	433	64.7%	58.0%	59.9%	60.1%
% of all assessments that were assess and refuse	124	433	28.6%	15.9%	13.8%	11.3%
% of all assessments that were assess and review	29	433	6.7%	26.1%	26.3%	28.6%
% of case starts with a reported IOTN of 3 and Aesthetic Component of 5 or below	0	280	N/A	0.1%	0.1%	0.1%
% of case starts with a reported IOTN of 3 and Aesthetic Component of 6 or above	36	280	12.9%	5.5%	5.7%	4.1%
% of case starts with a reported IOTN of 4	207	280	73.9%	80.4%	79.2%	77.7%
% of case starts with a reported IOTN of 5	37	280	13.2%	13.7%	13.9%	16.8 %
% of concluded courses in receipt of dual-arch fixed appliances	249	266	93.6%	83.0%	78.6%	73.8%
% of concluded courses where treatment was abandoned or discontinued	12	266	4.5%	5.7%	5.5%	7.0%
% of patients satisfied with the treatment they have received	2	3	66.7%	95.4%	94.2%	96.0%

* Figures in italics indicate that the base number is less than 100.

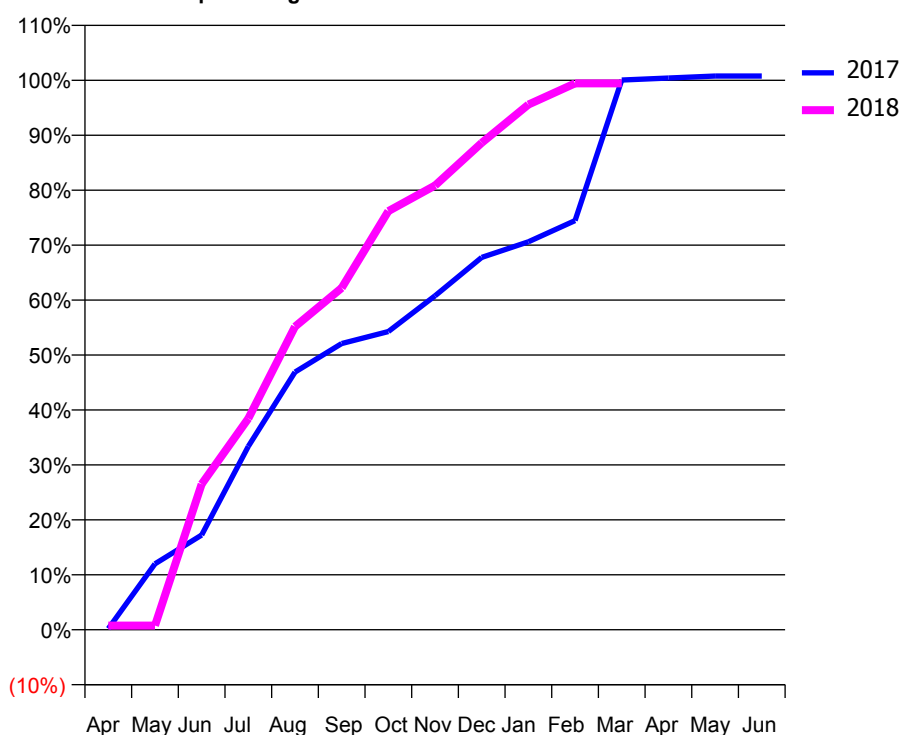
Q61 - Vital Signs Orthodontic At a Glance Contract Report for 638390/0001 - March 2018

Name or company name	Angle House Orthodontic Chingford	17/18 Contracted general activity (UDA)	0
Contract type name	PDS Contract	Carry forward general activity (UDA)	0
Purpose of contract	Orthodontic	17/18 Contracted orthodontic activity (UOA)	6,017
Contract start date	01/04/2006	Carry forward orthodontic activity (UOA)	-46
Contract end date	31/03/2019	Baseline contract value	£402,287.64

ACCESS	Contract	England and Wales
24 month ratio of assessments to patient IDs	1.01	1.04

ACTIVITY	Contract
Contract assess and fit appliances (case starts) as a percentage of Area Team case starts	2.2 %

Cumulative percentage of contracted UOA delivered 2017 & 2018



Month	Adjusted Scheduled Activity (UOA)		
	2016	2017	2018
April	-5	12	46
May	792	722	46
June	1,522	1,038	1,595
July	2,110	2,009	2,314
August	2,508	2,821	3,320
September	3,032	3,134	3,743
October	3,365	3,265	4,584
November	3,786	3,657	4,864
December	4,226	4,078	5,331
January	4,497	4,249	5,751
February	5,396	4,480	5,983
March	5,788	6,020	5,983
April	5,958	6,041	
May	6,030	6,063	
June	6,029	6,063	

QUALITY (rolling 12 month period)

	Contract Quantity	Contract Base Number	Contract *	Area Team	Region	England
% of all assessments that were assess and fit appliances (case starts)	276	462	59.7%	58.0%	59.9%	60.1%
% of all assessments that were assess and refuse	64	462	13.9%	15.9%	13.8%	11.3%
% of all assessments that were assess and review	122	462	26.4%	26.1%	26.3%	28.6%
% of case starts with a reported IOTN of 3 and Aesthetic Component of 5 or below	1	276	0.4%	0.1%	0.1%	0.1%
% of case starts with a reported IOTN of 3 and Aesthetic Component of 6 or above	9	276	3.3%	5.5%	5.7%	4.1%
% of case starts with a reported IOTN of 4	232	276	84.1%	80.4%	79.2%	77.7%
% of case starts with a reported IOTN of 5	34	276	12.3%	13.7%	13.9%	16.8 %
% of concluded courses in receipt of dual-arch fixed appliances	253	270	93.7%	83.0%	78.6%	73.8%
% of concluded courses where treatment was abandoned or discontinued	14	270	5.2%	5.7%	5.5%	7.0%
% of patients satisfied with the treatment they have received	4	4	100.0%	95.4%	94.2%	96.0%

* Figures in italics indicate that the base number is less than 100.

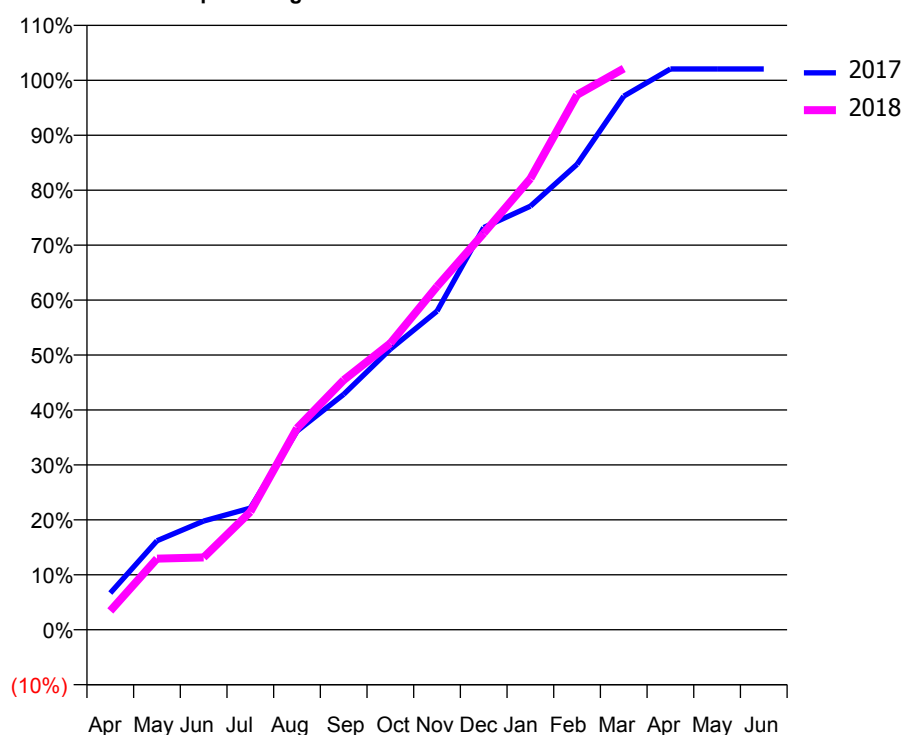
Q61 - Vital Signs Orthodontic At a Glance Contract Report for 650242/0001 - March 2018

Name or company name	MR H SHAH	17/18 Contracted general activity (UDA)	27,477
Contract type name	GDS Contract	Carry forward general activity (UDA)	-358
Purpose of contract	General and Orthodontic	17/18 Contracted orthodontic activity (UOA)	1,314
Contract start date	01/04/2006	Carry forward orthodontic activity (UOA)	-26
Contract end date		Baseline contract value	£897,033.95

ACCESS	Contract	England and Wales
24 month ratio of assessments to patient IDs	1.04	1.04

ACTIVITY	Contract
Contract assess and fit appliances (case starts) as a percentage of Area Team case starts	0.4 %

Cumulative percentage of contracted UOA delivered 2017 & 2018



Month	Adjusted Scheduled Activity (UOA)		
	2016	2017	2018
April	32	88	45
May	301	213	170
June	367	260	173
July	522	291	282
August	585	475	482
September	743	563	597
October	817	671	685
November	941	762	821
December	1,154	962	948
January	1,214	1,013	1,079
February	1,296	1,113	1,279
March	1,302	1,276	1,342
April	1,333	1,341	
May	1,333	1,341	
June	1,333	1,341	

QUALITY (rolling 12 month period)

	Contract Quantity	Contract Base Number	Contract *	Area Team	Region	England
% of all assessments that were assess and fit appliances (case starts)	51	380	13.4%	58.0%	59.9%	60.1%
% of all assessments that were assess and refuse	73	380	19.2%	15.9%	13.8%	11.3%
% of all assessments that were assess and review	256	380	67.4%	26.1%	26.3%	28.6%
% of case starts with a reported IOTN of 3 and Aesthetic Component of 5 or below	0	51	<i>N/A</i>	0.1%	0.1%	0.1%
% of case starts with a reported IOTN of 3 and Aesthetic Component of 6 or above	0	51	<i>N/A</i>	5.5%	5.7%	4.1%
% of case starts with a reported IOTN of 4	44	51	86.3%	80.4%	79.2%	77.7%
% of case starts with a reported IOTN of 5	7	51	13.7%	13.7%	13.9%	16.8 %
% of concluded courses in receipt of dual-arch fixed appliances	41	45	91.1%	83.0%	78.6%	73.8%
% of concluded courses where treatment was abandoned or discontinued	3	45	6.7%	5.7%	5.5%	7.0%
% of patients satisfied with the treatment they have received	3	3	100.0%	95.4%	94.2%	96.0%

* Figures in italics indicate that the base number is less than 100.

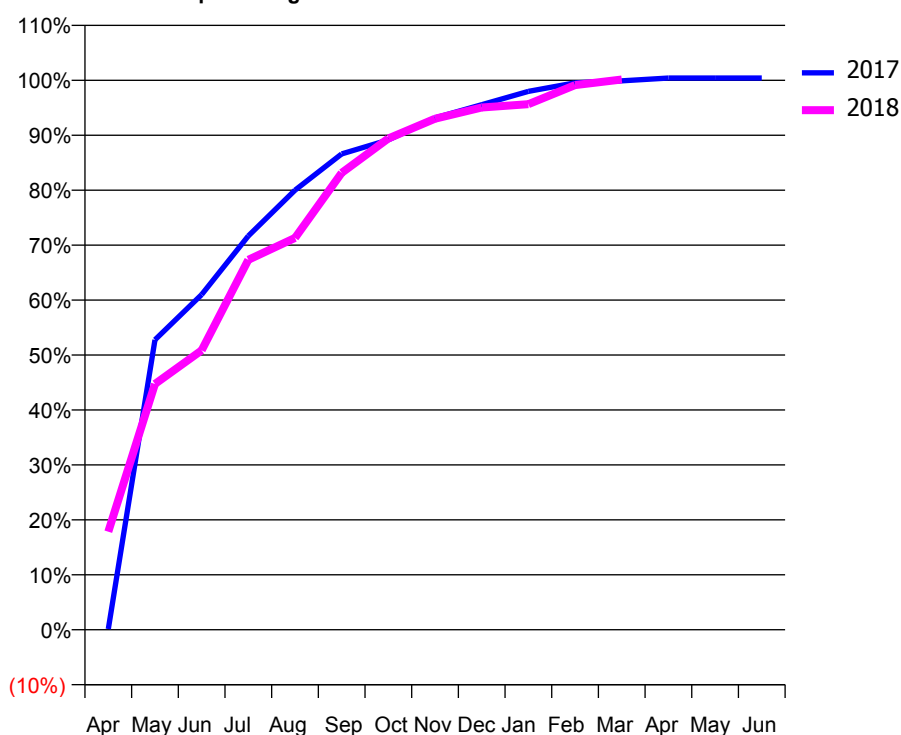
Q61 - Vital Signs Orthodontic At a Glance Contract Report for 822507/0001 - March 2018

Name or company name	MR Y DANIEL	17/18 Contracted general activity (UDA)	0
Contract type name	PDS Contract	Carry forward general activity (UDA)	0
Purpose of contract	Orthodontic	17/18 Contracted orthodontic activity (UOA)	4,417
Contract start date	01/04/2006	Carry forward orthodontic activity (UOA)	-18
Contract end date	31/03/2018	Baseline contract value	£289,647.12

ACCESS	Contract	England and Wales
24 month ratio of assessments to patient IDs	1.00	1.04

ACTIVITY	Contract
Contract assess and fit appliances (case starts) as a percentage of Area Team case starts	1.6 %

Cumulative percentage of contracted UOA delivered 2017 & 2018



Month	Adjusted Scheduled Activity (UOA)		
	2016	2017	2018
April	467	6	788
May	2,179	2,331	1,976
June	2,507	2,694	2,246
July	2,937	3,166	2,974
August	3,151	3,533	3,150
September	3,510	3,825	3,673
October	3,722	3,937	3,950
November	4,024	4,114	4,108
December	4,318	4,220	4,198
January	4,360	4,328	4,225
February	4,381	4,396	4,378
March	4,402	4,412	4,424
April	4,402	4,435	
May	4,423	4,435	
June	4,423	4,435	

QUALITY (rolling 12 month period)

	Contract Quantity	Contract Base Number	Contract *	Area Team	Region	England
% of all assessments that were assess and fit appliances (case starts)	200	450	44.4%	58.0%	59.9%	60.1%
% of all assessments that were assess and refuse	52	450	11.6%	15.9%	13.8%	11.3%
% of all assessments that were assess and review	198	450	44.0%	26.1%	26.3%	28.6%
% of case starts with a reported IOTN of 3 and Aesthetic Component of 5 or below	0	200	N/A	0.1%	0.1%	0.1%
% of case starts with a reported IOTN of 3 and Aesthetic Component of 6 or above	12	200	6.0%	5.5%	5.7%	4.1%
% of case starts with a reported IOTN of 4	172	200	86.0%	80.4%	79.2%	77.7%
% of case starts with a reported IOTN of 5	14	200	7.0%	13.7%	13.9%	16.8 %
% of concluded courses in receipt of dual-arch fixed appliances	161	190	84.7%	83.0%	78.6%	73.8%
% of concluded courses where treatment was abandoned or discontinued	6	190	3.2%	5.7%	5.5%	7.0%
% of patients satisfied with the treatment they have received	13	13	100.0%	95.4%	94.2%	96.0%

* Figures in italics indicate that the base number is less than 100.

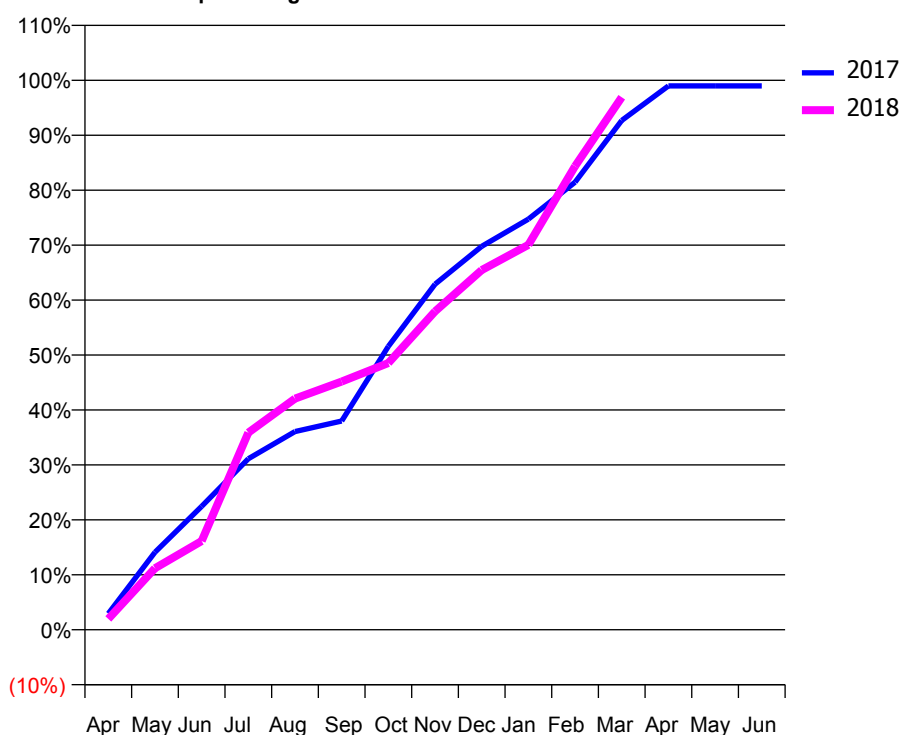
Q61 - Vital Signs Orthodontic At a Glance Contract Report for 917079/0001 - March 2018

Name or company name	MRS A LEE	17/18 Contracted general activity (UDA)	9,302
Contract type name	GDS Contract	Carry forward general activity (UDA)	6
Purpose of contract	General and Orthodontic	17/18 Contracted orthodontic activity (UOA)	1,419
Contract start date	01/04/2006	Carry forward orthodontic activity (UOA)	14
Contract end date		Baseline contract value	£382,955.38

ACCESS	Contract	England and Wales
24 month ratio of assessments to patient IDs	1.01	1.04

ACTIVITY	Contract
Contract assess and fit appliances (case starts) as a percentage of Area Team case starts	0.5 %

Cumulative percentage of contracted UOA delivered 2017 & 2018



Month	Adjusted Scheduled Activity (UOA)		
	2016	2017	2018
April	27	40	28
May	53	191	159
June	182	304	229
July	346	421	509
August	349	488	597
September	469	514	641
October	515	698	689
November	593	851	822
December	710	944	929
January	913	1,011	994
February	1,107	1,102	1,197
March	1,287	1,254	1,375
April	1,351	1,339	
May	1,351	1,339	
June	1,350	1,339	

QUALITY (rolling 12 month period)

	Contract Quantity	Contract Base Number	Contract *	Area Team	Region	England
% of all assessments that were assess and fit appliances (case starts)	67	136	49.3%	58.0%	59.9%	60.1%
% of all assessments that were assess and refuse	25	136	18.4%	15.9%	13.8%	11.3%
% of all assessments that were assess and review	44	136	32.4%	26.1%	26.3%	28.6%
% of case starts with a reported IOTN of 3 and Aesthetic Component of 5 or below	0	67	<i>N/A</i>	0.1%	0.1%	0.1%
% of case starts with a reported IOTN of 3 and Aesthetic Component of 6 or above	3	67	4.5%	5.5%	5.7%	4.1%
% of case starts with a reported IOTN of 4	48	67	71.6%	80.4%	79.2%	77.7%
% of case starts with a reported IOTN of 5	14	67	20.9%	13.7%	13.9%	16.8 %
% of concluded courses in receipt of dual-arch fixed appliances	0	59	<i>N/A</i>	83.0%	78.6%	73.8%
% of concluded courses where treatment was abandoned or discontinued	2	59	3.4%	5.7%	5.5%	7.0%
% of patients satisfied with the treatment they have received	4	4	100.0%	95.4%	94.2%	96.0%

* Figures in italics indicate that the base number is less than 100.

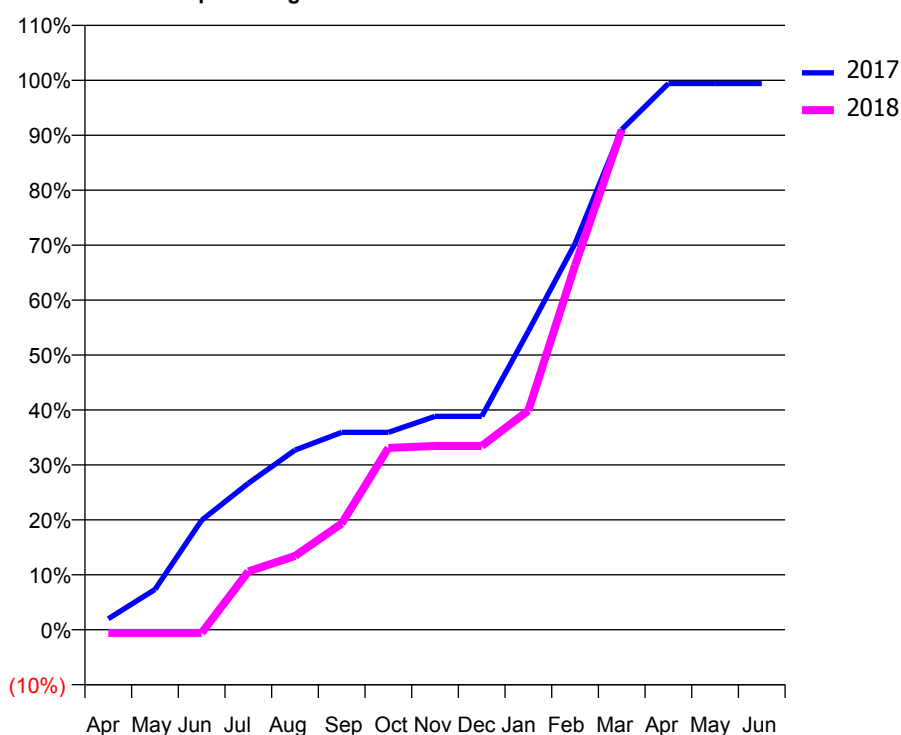
Q61 - Vital Signs Orthodontic At a Glance Contract Report for 925152/0001 - March 2018

Name or company name	MR GP MANCINI	17/18 Contracted general activity (UDA)	0
Contract type name	PDS Contract	Carry forward general activity (UDA)	0
Purpose of contract	Orthodontic	17/18 Contracted orthodontic activity (UOA)	6,106
Contract start date	01/04/2006	Carry forward orthodontic activity (UOA)	36
Contract end date	31/03/2019	Baseline contract value	£400,457.32

ACCESS	Contract	England and Wales
24 month ratio of assessments to patient IDs	1.01	1.04

ACTIVITY	Contract
Contract assess and fit appliances (case starts) as a percentage of Area Team case starts	2.3 %

Cumulative percentage of contracted UOA delivered 2017 & 2018



Month	Adjusted Scheduled Activity (UOA)		
	2016	2017	2018
April	193	122	-36
May	505	448	-36
June	505	1,217	-36
July	1,360	1,627	648
August	1,751	1,997	820
September	1,751	2,194	1,180
October	1,751	2,194	2,021
November	3,502	2,372	2,042
December	4,304	2,372	2,042
January	4,304	3,319	2,436
February	6,143	4,292	4,050
March	6,292	5,559	5,554
April	6,292	6,070	
May	6,292	6,070	
June	6,292	6,070	

QUALITY (rolling 12 month period)

	Contract Quantity	Contract Base Number	Contract *	Area Team	Region	England
% of all assessments that were assess and fit appliances (case starts)	288	456	63.2%	58.0%	59.9%	60.1%
% of all assessments that were assess and refuse	30	456	6.6%	15.9%	13.8%	11.3%
% of all assessments that were assess and review	138	456	30.3%	26.1%	26.3%	28.6%
% of case starts with a reported IOTN of 3 and Aesthetic Component of 5 or below	0	288	N/A	0.1%	0.1%	0.1%
% of case starts with a reported IOTN of 3 and Aesthetic Component of 6 or above	11	288	3.8%	5.5%	5.7%	4.1%
% of case starts with a reported IOTN of 4	210	288	72.9%	80.4%	79.2%	77.7%
% of case starts with a reported IOTN of 5	67	288	23.3%	13.7%	13.9%	16.8 %
% of concluded courses in receipt of dual-arch fixed appliances	137	140	97.9%	83.0%	78.6%	73.8%
% of concluded courses where treatment was abandoned or discontinued	2	140	1.4%	5.7%	5.5%	7.0%
% of patients satisfied with the treatment they have received	4	4	100.0%	95.4%	94.2%	96.0%

* Figures in italics indicate that the base number is less than 100.

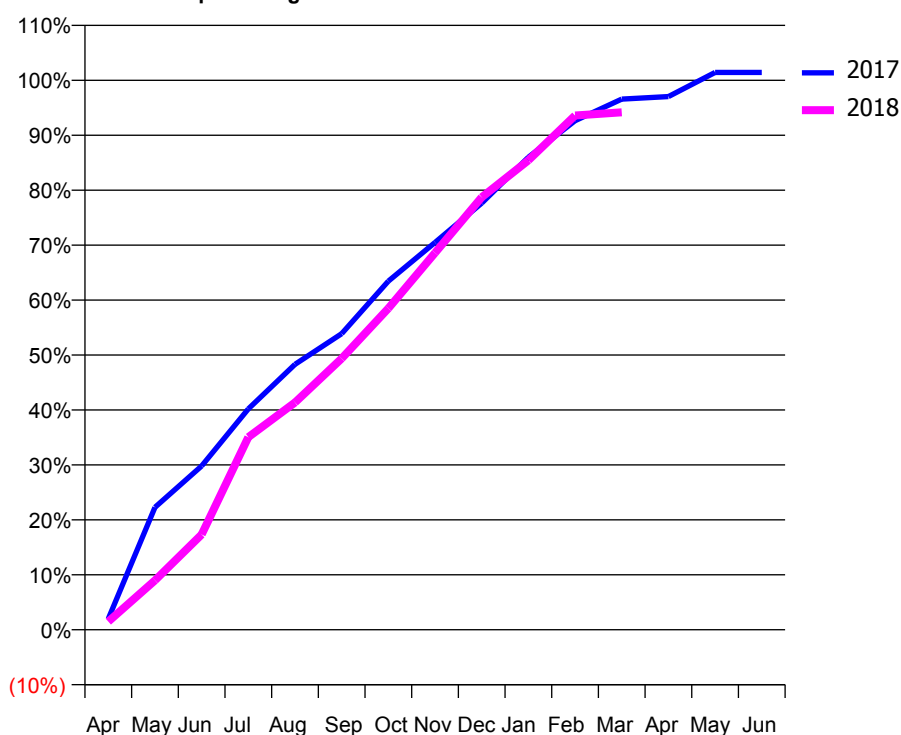
Q61 - Vital Signs Orthodontic At a Glance Contract Report for 967114/0001 - March 2018

Name or company name	MR A BOU SABA	17/18 Contracted general activity (UDA)	0
Contract type name	PDS Contract	Carry forward general activity (UDA)	0
Purpose of contract	Orthodontic	17/18 Contracted orthodontic activity (UOA)	4,295
Contract start date	24/01/2007	Carry forward orthodontic activity (UOA)	-61
Contract end date	31/03/2019	Baseline contract value	£289,095.15

ACCESS	Contract	England and Wales
24 month ratio of assessments to patient IDs	1.00	1.04

ACTIVITY	Contract
Contract assess and fit appliances (case starts) as a percentage of Area Team case starts	1.5 %

Cumulative percentage of contracted UOA delivered 2017 & 2018



Month	Adjusted Scheduled Activity (UOA)		
	2016	2017	2018
April	375	86	64
May	732	957	386
June	1,003	1,280	745
July	1,551	1,726	1,506
August	1,754	2,075	1,777
September	2,225	2,314	2,121
October	2,701	2,725	2,512
November	3,078	3,027	2,946
December	3,313	3,335	3,381
January	3,464	3,693	3,669
February	3,962	3,979	4,019
March	4,303	4,148	4,044
April	4,311	4,167	
May	4,395	4,356	
June	4,395	4,356	

QUALITY (rolling 12 month period)

	Contract Quantity	Contract Base Number	Contract *	Area Team	Region	England
% of all assessments that were assess and fit appliances (case starts)	185	542	34.1%	58.0%	59.9%	60.1%
% of all assessments that were assess and refuse	142	542	26.2%	15.9%	13.8%	11.3%
% of all assessments that were assess and review	215	542	39.7%	26.1%	26.3%	28.6%
% of case starts with a reported IOTN of 3 and Aesthetic Component of 5 or below	0	185	N/A	0.1%	0.1%	0.1%
% of case starts with a reported IOTN of 3 and Aesthetic Component of 6 or above	17	185	9.2%	5.5%	5.7%	4.1%
% of case starts with a reported IOTN of 4	136	185	73.5%	80.4%	79.2%	77.7%
% of case starts with a reported IOTN of 5	31	185	16.8%	13.7%	13.9%	16.8 %
% of concluded courses in receipt of dual-arch fixed appliances	143	170	84.1%	83.0%	78.6%	73.8%
% of concluded courses where treatment was abandoned or discontinued	26	170	15.3%	5.7%	5.5%	7.0%
% of patients satisfied with the treatment they have received	3	3	100.0%	95.4%	94.2%	96.0%

* Figures in italics indicate that the base number is less than 100.

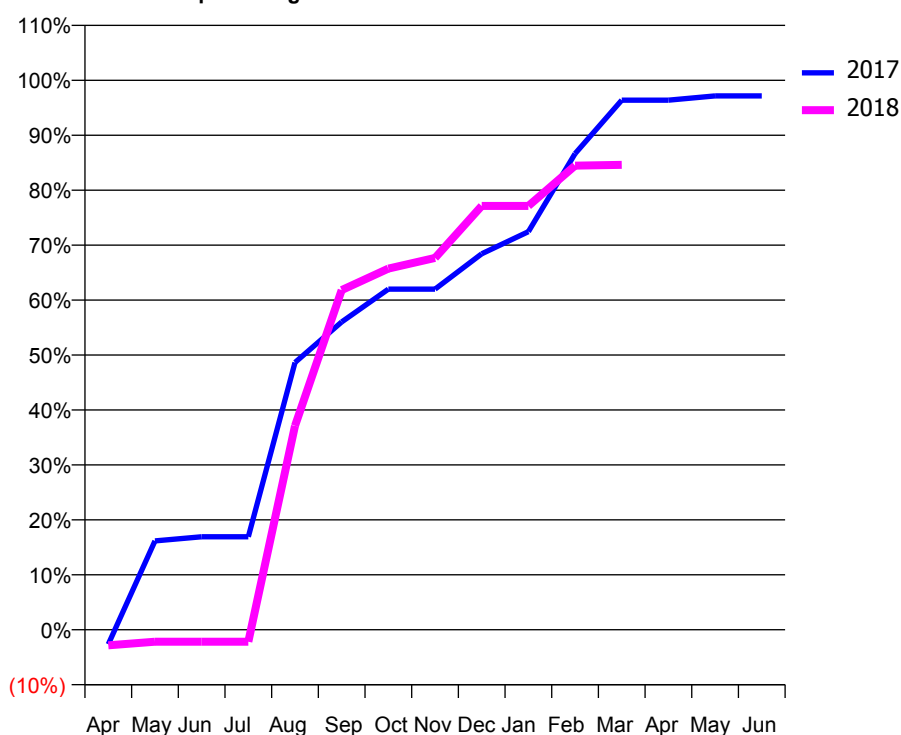
Q61 - Vital Signs Orthodontic At a Glance Contract Report for 968994/0001 - March 2018

Name or company name	MR A ALVANOS	17/18 Contracted general activity (UDA)	0
Contract type name	PDS Contract	Carry forward general activity (UDA)	0
Purpose of contract	Orthodontic	17/18 Contracted orthodontic activity (UOA)	3,233
Contract start date	01/08/2008	Carry forward orthodontic activity (UOA)	92
Contract end date	31/03/2019	Baseline contract value	£217,549.93

ACCESS	Contract	England and Wales
24 month ratio of assessments to patient IDs	1.00	1.04

ACTIVITY	Contract
Contract assess and fit appliances (case starts) as a percentage of Area Team case starts	1.2 %

Cumulative percentage of contracted UOA delivered 2017 & 2018



Month	Adjusted Scheduled Activity (UOA)		
	2016	2017	2018
April	65	-86	-92
May	743	523	-71
June	1,087	547	-71
July	1,372	547	-71
August	1,740	1,573	1,200
September	1,945	1,811	1,999
October	2,262	2,004	2,125
November	2,747	2,004	2,188
December	2,999	2,212	2,494
January	2,999	2,342	2,494
February	3,104	2,801	2,731
March	3,126	3,116	2,735
April	3,126	3,116	
May	3,126	3,141	
June	3,147	3,141	

QUALITY (rolling 12 month period)	Contract Quantity	Contract Base Number	Contract *	Area Team	Region	England
% of all assessments that were assess and fit appliances (case starts)	148	148	100.0%	58.0%	59.9%	60.1%
% of all assessments that were assess and refuse	0	148	0.0%	15.9%	13.8%	11.3%
% of all assessments that were assess and review	0	148	0.0%	26.1%	26.3%	28.6%
% of case starts with a reported IOTN of 3 and Aesthetic Component of 5 or below	1	148	0.7%	0.1%	0.1%	0.1%
% of case starts with a reported IOTN of 3 and Aesthetic Component of 6 or above	22	148	14.9%	5.5%	5.7%	4.1%
% of case starts with a reported IOTN of 4	102	148	68.9%	80.4%	79.2%	77.7%
% of case starts with a reported IOTN of 5	23	148	15.5%	13.7%	13.9%	16.8 %
% of concluded courses in receipt of dual-arch fixed appliances	85	96	88.5%	83.0%	78.6%	73.8%
% of concluded courses where treatment was abandoned or discontinued	2	96	2.1%	5.7%	5.5%	7.0%
% of patients satisfied with the treatment they have received	4	5	80.0%	95.4%	94.2%	96.0%

* Figures in italics indicate that the base number is less than 100.

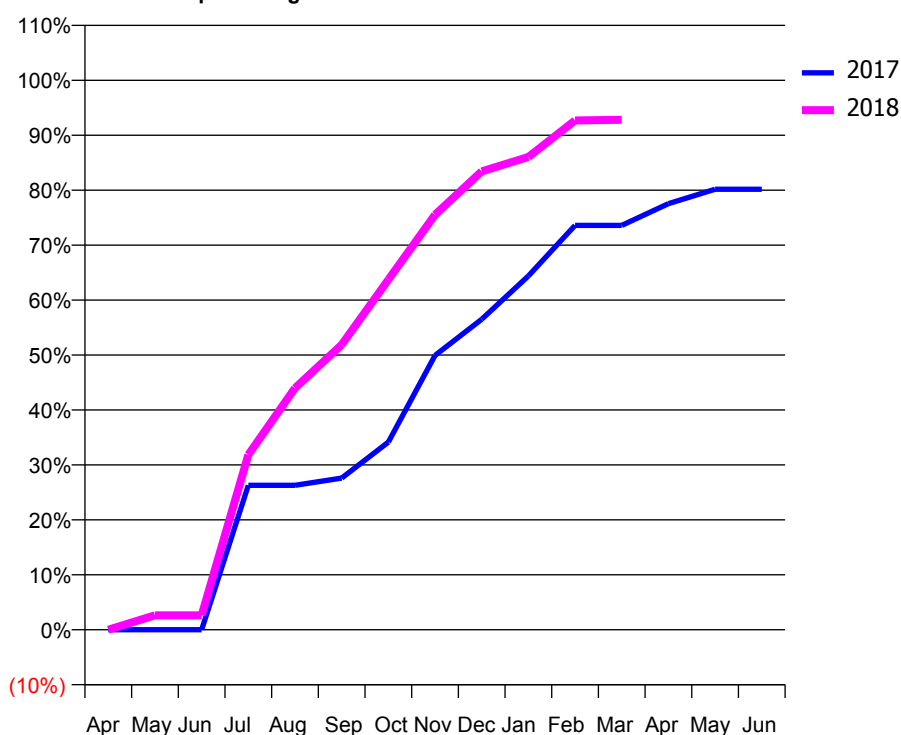
Q62 - Vital Signs Orthodontic At a Glance Contract Report for 101370/0045 - March 2018

Name or company name	Petrie Tucker and Partners Ltd	17/18 Contracted general activity (UDA)	19,022
Contract type name	GDS Contract	Carry forward general activity (UDA)	0
Purpose of contract	General and Orthodontic	17/18 Contracted orthodontic activity (UOA)	1,598
Contract start date	01/04/2006	Carry forward orthodontic activity (UOA)	0
Contract end date		Baseline contract value	£679,284.54

ACCESS	Contract	England and Wales
24 month ratio of assessments to patient IDs	1.00	1.04

ACTIVITY	Contract
Contract assess and fit appliances (case starts) as a percentage of Area Team case starts	1.2 %

Cumulative percentage of contracted UOA delivered 2017 & 2018



Month	Adjusted Scheduled Activity (UOA)		
	2016	2017	2018
April	0	0	0
May	76	0	42
June	76	0	42
July	236	420	509
August	260	420	703
September	434	441	829
October	539	546	1,018
November	539	798	1,207
December	602	903	1,333
January	602	1,029	1,375
February	644	1,176	1,481
March	750	1,176	1,483
April	750	1,239	
May	750	1,281	
June	750	1,281	

QUALITY (rolling 12 month period)	Contract Quantity	Contract Base Number	Contract *	Area Team	Region	England
% of all assessments that were assess and fit appliances (case starts)	77	92	83.7%	74.3%	59.9%	60.1%
% of all assessments that were assess and refuse	8	92	8.7%	10.1%	13.8%	11.3%
% of all assessments that were assess and review	7	92	7.6%	15.7%	26.3%	28.6%
% of case starts with a reported IOTN of 3 and Aesthetic Component of 5 or below	1	77	1.3%	0.3%	0.1%	0.1%
% of case starts with a reported IOTN of 3 and Aesthetic Component of 6 or above	8	77	10.4%	6.3%	5.7%	4.1%
% of case starts with a reported IOTN of 4	66	77	85.7%	76.1%	79.2%	77.7%
% of case starts with a reported IOTN of 5	2	77	2.6%	15.4%	13.9%	16.8 %
% of concluded courses in receipt of dual-arch fixed appliances	11	21	52.4%	79.5%	78.6%	73.8%
% of concluded courses where treatment was abandoned or discontinued	3	21	14.3%	5.3%	5.5%	7.0%
% of patients satisfied with the treatment they have received	5	5	100.0%	90.6%	94.2%	96.0%

* Figures in italics indicate that the base number is less than 100.

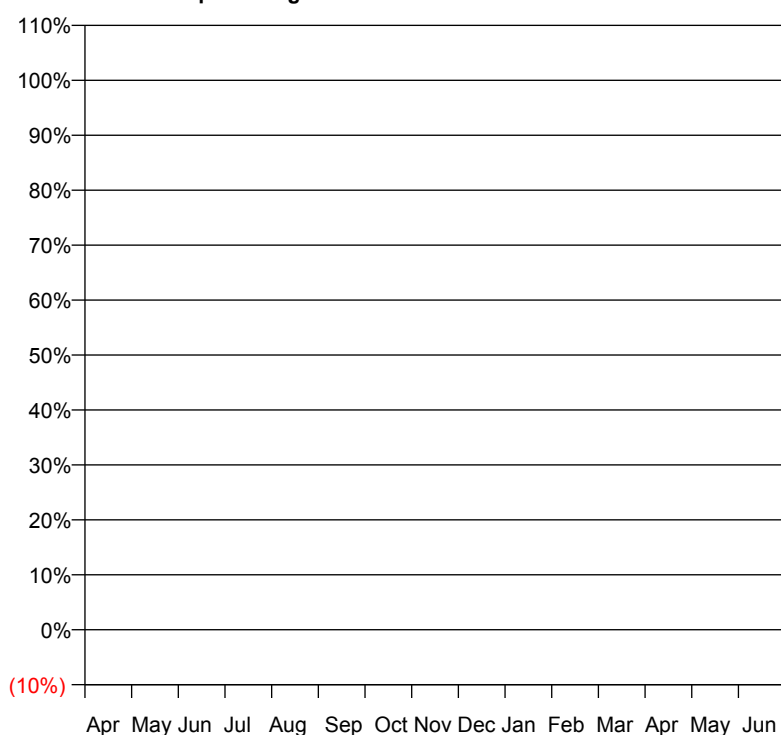
Q62 - Vital Signs Orthodontic At a Glance Contract Report for 101435/0013 - March 2018

Name or company name	IDH Limited	17/18 Contracted general activity (UDA)	21,930
Contract type name	GDS Contract	Carry forward general activity (UDA)	771
Purpose of contract	General	17/18 Contracted orthodontic activity (UOA)	0
Contract start date	01/04/2006	Carry forward orthodontic activity (UOA)	0
Contract end date		Baseline contract value	£567,799.44

ACCESS	Contract	England and Wales
24 month ratio of assessments to patient IDs	1.40	1.04

ACTIVITY	Contract
Contract assess and fit appliances (case starts) as a percentage of Area Team case starts	0.0 %

Cumulative percentage of contracted UOA delivered 2017 & 2018



— 2017
— 2018

Month	Adjusted Scheduled Activity (UOA)		
	2016	2017	2018
April	0	0	0
May	0	0	0
June	0	0	0
July	0	0	3
August	0	0	4
September	0	0	4
October	0	0	4
November	0	0	4
December	0	0	4
January	0	0	4
February	0	0	4
March	0	0	4
April	0	0	
May	0	0	
June	0	0	

QUALITY (rolling 12 month period)

	Contract Quantity	Contract Base Number	Contract *	Area Team	Region	England
% of all assessments that were assess and fit appliances (case starts)	0	7	0.0%	74.3%	59.9%	60.1%
% of all assessments that were assess and refuse	0	7	0.0%	10.1%	13.8%	11.3%
% of all assessments that were assess and review	7	7	100.0%	15.7%	26.3%	28.6%
% of case starts with a reported IOTN of 3 and Aesthetic Component of 5 or below	0	0	N/A	0.3%	0.1%	0.1%
% of case starts with a reported IOTN of 3 and Aesthetic Component of 6 or above	0	0	N/A	6.3%	5.7%	4.1%
% of case starts with a reported IOTN of 4	0	0	N/A	76.1%	79.2%	77.7%
% of case starts with a reported IOTN of 5	0	0	N/A	15.4%	13.9%	16.8 %
% of concluded courses in receipt of dual-arch fixed appliances	0	0	N/A	79.5%	78.6%	73.8%
% of concluded courses where treatment was abandoned or discontinued	0	0	N/A	5.3%	5.5%	7.0%
% of patients satisfied with the treatment they have received	0	0	N/A	90.6%	94.2%	96.0%

* Figures in italics indicate that the base number is less than 100.

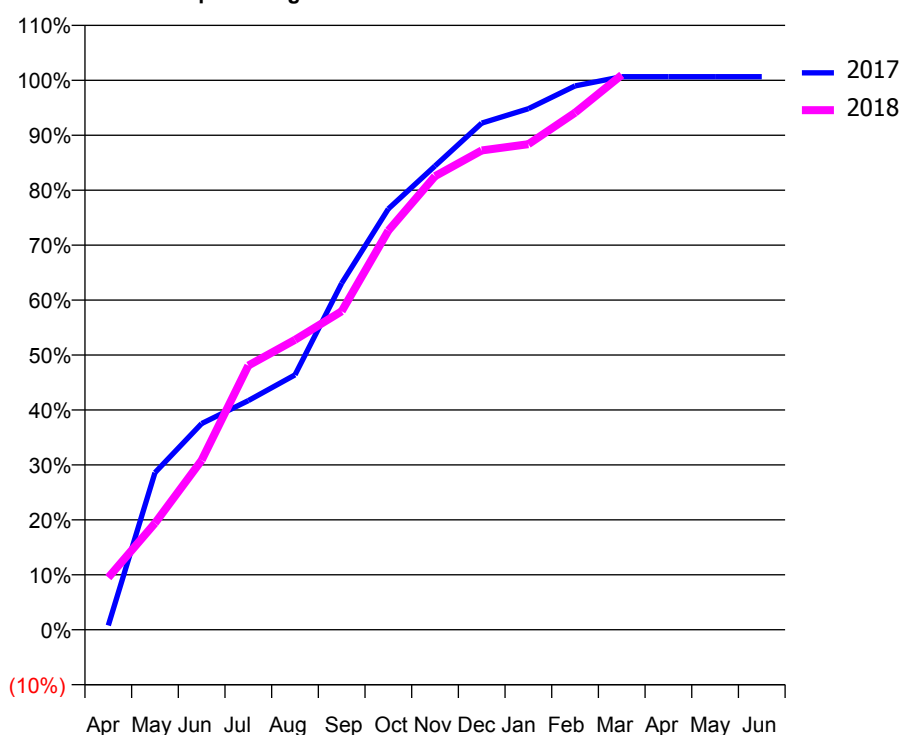
Q62 - Vital Signs Orthodontic At a Glance Contract Report for 163805/0001 - March 2018

Name or company name	Julian Konviser Limited	17/18 Contracted general activity (UDA)	0
Contract type name	PDS Contract	Carry forward general activity (UDA)	0
Purpose of contract	Orthodontic	17/18 Contracted orthodontic activity (UOA)	4,033
Contract start date	01/10/2014	Carry forward orthodontic activity (UOA)	-26
Contract end date	31/03/2018	Baseline contract value	£271,436.55

ACCESS	Contract	England and Wales
24 month ratio of assessments to patient IDs	1.00	1.04

ACTIVITY	Contract
Contract assess and fit appliances (case starts) as a percentage of Area Team case starts	3.1 %

Cumulative percentage of contracted UOA delivered 2017 & 2018



Month	Adjusted Scheduled Activity (UOA)		
	2016	2017	2018
April	-49	32	383
May	-30	1,153	782
June	82	1,514	1,244
July	1,048	1,682	1,939
August	1,136	1,871	2,128
September	1,599	2,543	2,338
October	1,672	3,089	2,930
November	2,380	3,404	3,329
December	2,847	3,719	3,518
January	3,351	3,824	3,564
February	3,721	3,992	3,795
March	3,956	4,059	4,072
April	3,977	4,059	
May	4,044	4,059	
June	4,044	4,059	

QUALITY (rolling 12 month period)	Contract Quantity	Contract Base Number	Contract *	Area Team	Region	England
% of all assessments that were assess and fit appliances (case starts)	195	195	100.0%	74.3%	59.9%	60.1%
% of all assessments that were assess and refuse	0	195	0.0%	10.1%	13.8%	11.3%
% of all assessments that were assess and review	0	195	0.0%	15.7%	26.3%	28.6%
% of case starts with a reported IOTN of 3 and Aesthetic Component of 5 or below	0	195	N/A	0.3%	0.1%	0.1%
% of case starts with a reported IOTN of 3 and Aesthetic Component of 6 or above	2	195	1.0%	6.3%	5.7%	4.1%
% of case starts with a reported IOTN of 4	150	195	76.9%	76.1%	79.2%	77.7%
% of case starts with a reported IOTN of 5	43	195	22.1%	15.4%	13.9%	16.8 %
% of concluded courses in receipt of dual-arch fixed appliances	69	194	35.6%	79.5%	78.6%	73.8%
% of concluded courses where treatment was abandoned or discontinued	12	194	6.2%	5.3%	5.5%	7.0%
% of patients satisfied with the treatment they have received	9	10	90.0%	90.6%	94.2%	96.0%

* Figures in italics indicate that the base number is less than 100.

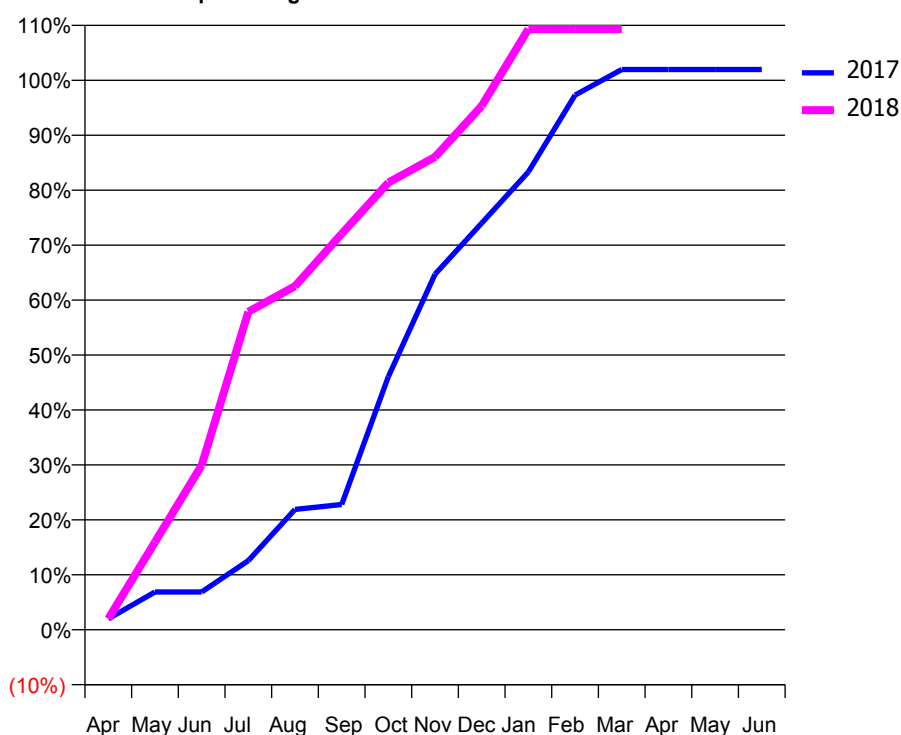
Q62 - Vital Signs Orthodontic At a Glance Contract Report for 180505/0001 - March 2018

Name or company name	A Patel, K Patel, G Pathmanathan	17/18 Contracted general activity (UDA)	27,409
Contract type name	GDS Contract	Carry forward general activity (UDA)	-511
Purpose of contract	General and Orthodontic	17/18 Contracted orthodontic activity (UOA)	451
Contract start date	01/08/2015	Carry forward orthodontic activity (UOA)	-9
Contract end date		Baseline contract value	£902,585.47

ACCESS	Contract	England and Wales
24 month ratio of assessments to patient IDs	1.04	1.04

ACTIVITY	Contract
Contract assess and fit appliances (case starts) as a percentage of Area Team case starts	0.4 %

Cumulative percentage of contracted UOA delivered 2017 & 2018



Month	Adjusted Scheduled Activity (UOA)		
	2016	2017	2018
April	0	9	9
May	0	31	72
June	0	31	135
July	0	57	261
August	0	99	282
September	0	103	325
October	0	208	367
November	42	292	388
December	42	334	430
January	42	376	493
February	84	439	493
March	105	460	493
April	147	460	
May	147	460	
June	147	460	

QUALITY (rolling 12 month period)	Contract Quantity	Contract Base Number	Contract *	Area Team	Region	England
% of all assessments that were assess and fit appliances (case starts)	23	24	95.8%	74.3%	59.9%	60.1%
% of all assessments that were assess and refuse	0	24	0.0%	10.1%	13.8%	11.3%
% of all assessments that were assess and review	1	24	4.2%	15.7%	26.3%	28.6%
% of case starts with a reported IOTN of 3 and Aesthetic Component of 5 or below	0	23	N/A	0.3%	0.1%	0.1%
% of case starts with a reported IOTN of 3 and Aesthetic Component of 6 or above	0	23	N/A	6.3%	5.7%	4.1%
% of case starts with a reported IOTN of 4	20	23	87.0%	76.1%	79.2%	77.7%
% of case starts with a reported IOTN of 5	3	23	13.0%	15.4%	13.9%	16.8 %
% of concluded courses in receipt of dual-arch fixed appliances	2	4	50.0%	79.5%	78.6%	73.8%
% of concluded courses where treatment was abandoned or discontinued	2	4	50.0%	5.3%	5.5%	7.0%
% of patients satisfied with the treatment they have received	1	1	100.0%	90.6%	94.2%	96.0%

* Figures in italics indicate that the base number is less than 100.

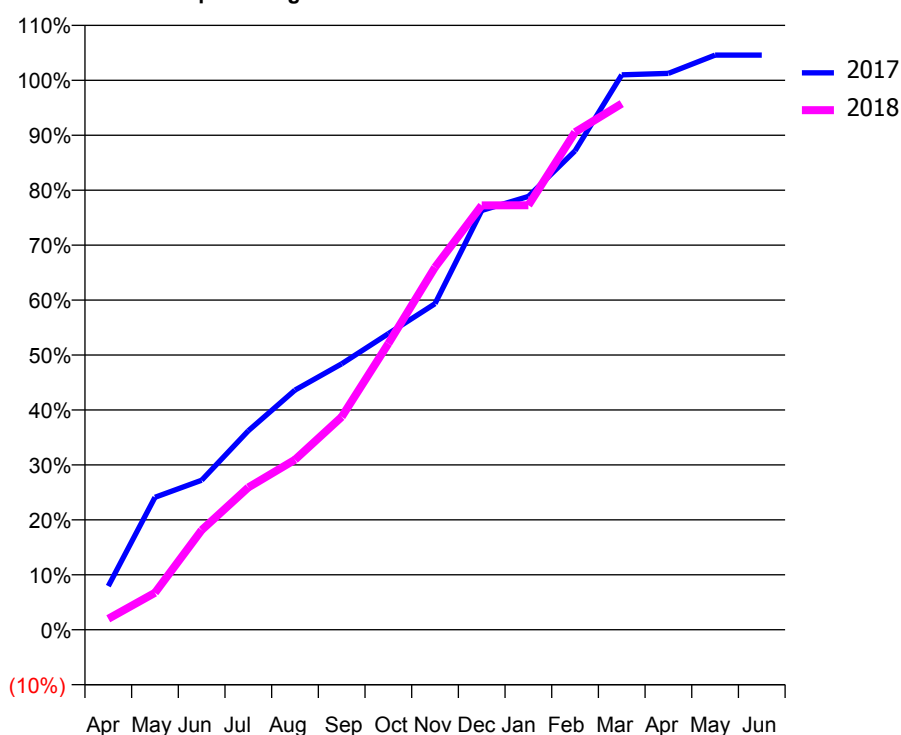
Q62 - Vital Signs Orthodontic At a Glance Contract Report for 182680/0001 - March 2018

Name or company name	Inspire Dental Southall Ltd	17/18 Contracted general activity (UDA)	54,717
Contract type name	GDS Contract	Carry forward general activity (UDA)	-955
Purpose of contract	General and Orthodontic	17/18 Contracted orthodontic activity (UOA)	3,640
Contract start date	01/05/2007	Carry forward orthodontic activity (UOA)	-73
Contract end date		Baseline contract value	£1,691,646.95

ACCESS	Contract	England and Wales
24 month ratio of assessments to patient IDs	1.02	1.04

ACTIVITY	Contract
Contract assess and fit appliances (case starts) as a percentage of Area Team case starts	2.6 %

Cumulative percentage of contracted UOA delivered 2017 & 2018



Month	Adjusted Scheduled Activity (UOA)		
	2016	2017	2018
April	73	289	73
May	291	878	245
June	491	991	660
July	849	1,318	943
August	1,090	1,588	1,127
September	1,427	1,762	1,410
October	1,918	1,961	1,896
November	2,319	2,160	2,401
December	2,616	2,778	2,811
January	2,801	2,870	2,812
February	3,647	3,172	3,296
March	3,720	3,676	3,485
April	3,721	3,686	
May	3,721	3,807	
June	3,721	3,807	

QUALITY (rolling 12 month period)

	Contract Quantity	Contract Base Number	Contract *	Area Team	Region	England
% of all assessments that were assess and fit appliances (case starts)	167	287	58.2%	74.3%	59.9%	60.1%
% of all assessments that were assess and refuse	116	287	40.4%	10.1%	13.8%	11.3%
% of all assessments that were assess and review	4	287	1.4%	15.7%	26.3%	28.6%
% of case starts with a reported IOTN of 3 and Aesthetic Component of 5 or below	0	167	N/A	0.3%	0.1%	0.1%
% of case starts with a reported IOTN of 3 and Aesthetic Component of 6 or above	0	167	N/A	6.3%	5.7%	4.1%
% of case starts with a reported IOTN of 4	143	167	85.6%	76.1%	79.2%	77.7%
% of case starts with a reported IOTN of 5	24	167	14.4%	15.4%	13.9%	16.8 %
% of concluded courses in receipt of dual-arch fixed appliances	0	161	N/A	79.5%	78.6%	73.8%
% of concluded courses where treatment was abandoned or discontinued	23	161	14.3%	5.3%	5.5%	7.0%
% of patients satisfied with the treatment they have received	2	2	100.0%	90.6%	94.2%	96.0%

* Figures in italics indicate that the base number is less than 100.

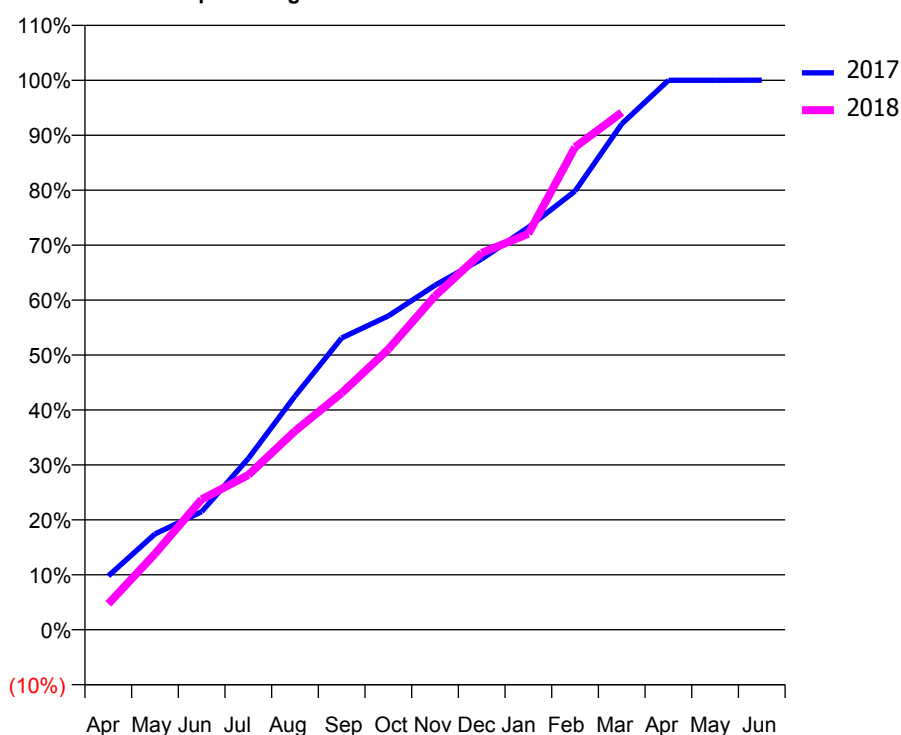
Q62 - Vital Signs Orthodontic At a Glance Contract Report for 195723/0001 - March 2018

Name or company name	Ealing Dental Specialists Ltd	17/18 Contracted general activity (UDA)	0
Contract type name	PDS Contract	Carry forward general activity (UDA)	0
Purpose of contract	Orthodontic	17/18 Contracted orthodontic activity (UOA)	15,353
Contract start date	01/07/2014	Carry forward orthodontic activity (UOA)	-4
Contract end date	31/03/2019	Baseline contract value	£956,082.61

ACCESS	Contract	England and Wales
24 month ratio of assessments to patient IDs	1.01	1.04

ACTIVITY	Contract
Contract assess and fit appliances (case starts) as a percentage of Area Team case starts	11.8 %

Cumulative percentage of contracted UOA delivered 2017 & 2018



Month	Adjusted Scheduled Activity (UOA)		
	2016	2017	2018
April	308	1,503	723
May	2,429	2,676	2,121
June	3,478	3,298	3,646
July	5,067	4,784	4,324
August	6,065	6,531	5,552
September	7,451	8,153	6,614
October	8,209	8,768	7,837
November	9,196	9,626	9,329
December	10,147	10,361	10,532
January	11,226	11,246	11,065
February	14,236	12,257	13,487
March	15,441	14,132	14,453
April	15,619	15,353	
May	15,768	15,353	
June	15,768	15,357	

QUALITY (rolling 12 month period)

	Contract Quantity	Contract Base Number	Contract *	Area Team	Region	England
% of all assessments that were assess and fit appliances (case starts)	753	992	75.9%	74.3%	59.9%	60.1%
% of all assessments that were assess and refuse	196	992	19.8%	10.1%	13.8%	11.3%
% of all assessments that were assess and review	43	992	4.3%	15.7%	26.3%	28.6%
% of case starts with a reported IOTN of 3 and Aesthetic Component of 5 or below	1	753	0.1%	0.3%	0.1%	0.1%
% of case starts with a reported IOTN of 3 and Aesthetic Component of 6 or above	6	753	0.8%	6.3%	5.7%	4.1%
% of case starts with a reported IOTN of 4	610	753	81.0%	76.1%	79.2%	77.7%
% of case starts with a reported IOTN of 5	136	753	18.1%	15.4%	13.9%	16.8 %
% of concluded courses in receipt of dual-arch fixed appliances	550	592	92.9%	79.5%	78.6%	73.8%
% of concluded courses where treatment was abandoned or discontinued	18	592	3.0%	5.3%	5.5%	7.0%
% of patients satisfied with the treatment they have received	16	16	100.0%	90.6%	94.2%	96.0%

* Figures in italics indicate that the base number is less than 100.

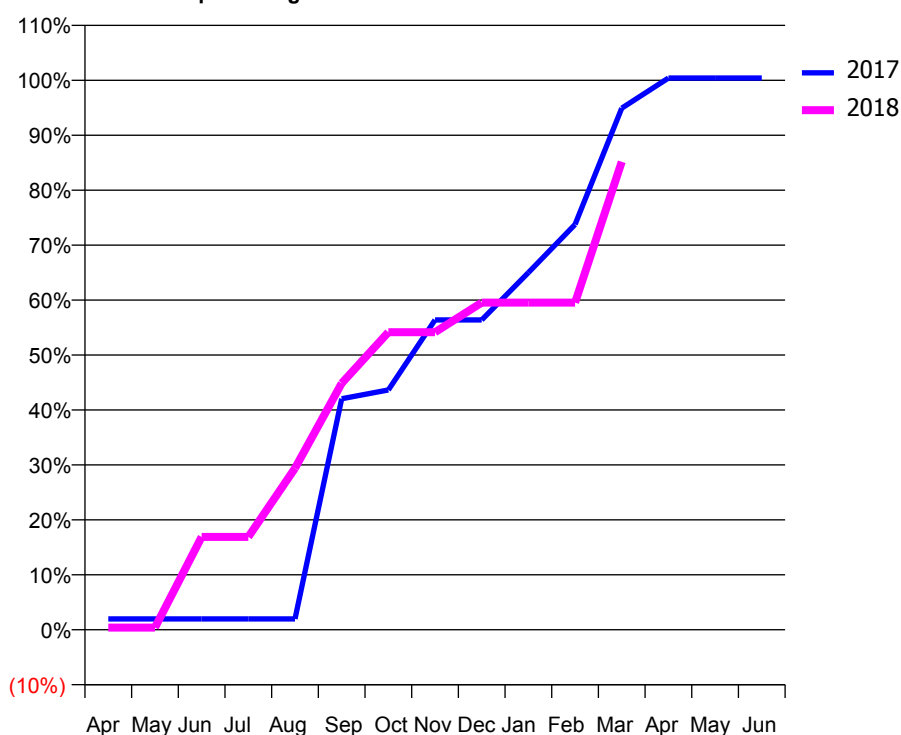
Q62 - Vital Signs Orthodontic At a Glance Contract Report for 222127/0003 - March 2018

Name or company name	MR NP WALDRON	17/18 Contracted general activity (UDA)	0
Contract type name	PDS Contract	Carry forward general activity (UDA)	0
Purpose of contract	Orthodontic	17/18 Contracted orthodontic activity (UOA)	2,717
Contract start date	01/04/2006	Carry forward orthodontic activity (UOA)	-11
Contract end date	31/03/2019	Baseline contract value	£183,464.63

ACCESS	Contract	England and Wales
24 month ratio of assessments to patient IDs	1.08	1.04

ACTIVITY	Contract
Contract assess and fit appliances (case starts) as a percentage of Area Team case starts	1.9 %

Cumulative percentage of contracted UOA delivered 2017 & 2018



Month	Adjusted Scheduled Activity (UOA)		
	2016	2017	2018
April	11	54	11
May	11	54	11
June	11	54	459
July	293	54	459
August	826	54	799
September	1,036	1,142	1,219
October	1,036	1,186	1,471
November	1,320	1,532	1,471
December	1,640	1,532	1,618
January	1,640	1,766	1,618
February	1,915	2,004	1,618
March	2,272	2,579	2,314
April	2,819	2,728	
May	2,819	2,728	
June	2,819	2,728	

QUALITY (rolling 12 month period)

	Contract Quantity	Contract Base Number	Contract *	Area Team	Region	England
% of all assessments that were assess and fit appliances (case starts)	124	136	91.2%	74.3%	59.9%	60.1%
% of all assessments that were assess and refuse	5	136	3.7%	10.1%	13.8%	11.3%
% of all assessments that were assess and review	7	136	5.1%	15.7%	26.3%	28.6%
% of case starts with a reported IOTN of 3 and Aesthetic Component of 5 or below	0	124	N/A	0.3%	0.1%	0.1%
% of case starts with a reported IOTN of 3 and Aesthetic Component of 6 or above	0	124	N/A	6.3%	5.7%	4.1%
% of case starts with a reported IOTN of 4	111	124	89.5%	76.1%	79.2%	77.7%
% of case starts with a reported IOTN of 5	13	124	10.5%	15.4%	13.9%	16.8 %
% of concluded courses in receipt of dual-arch fixed appliances	14	16	87.5%	79.5%	78.6%	73.8%
% of concluded courses where treatment was abandoned or discontinued	2	16	12.5%	5.3%	5.5%	7.0%
% of patients satisfied with the treatment they have received	1	1	100.0%	90.6%	94.2%	96.0%

* Figures in italics indicate that the base number is less than 100.

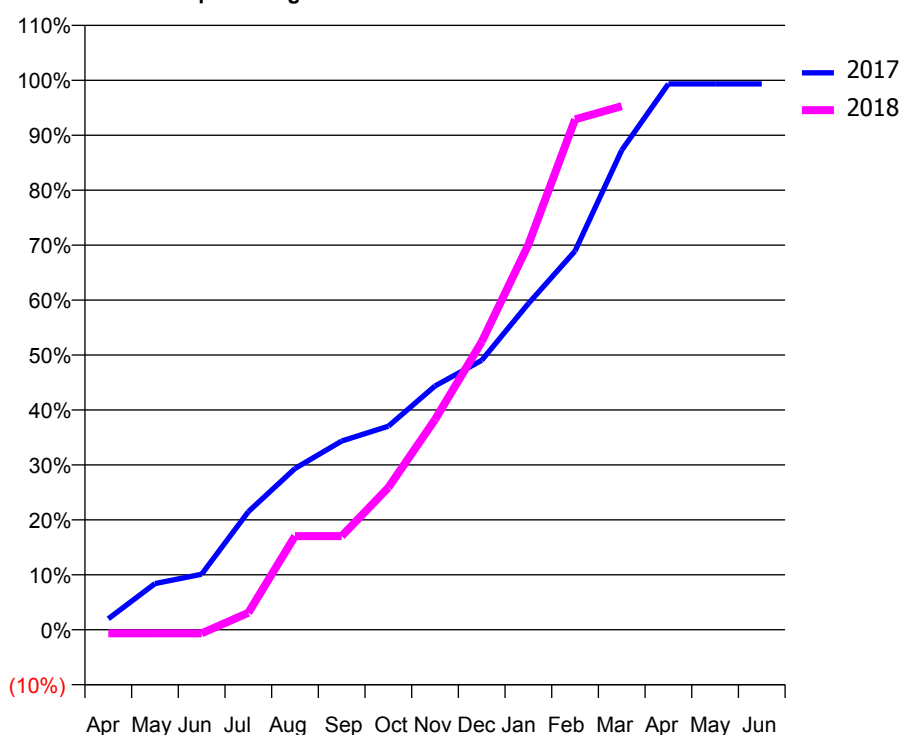
Q62 - Vital Signs Orthodontic At a Glance Contract Report for 230308/0003 - March 2018

Name or company name	MR S HADJ-BAGHERI	17/18 Contracted general activity (UDA)	0
Contract type name	GDS Contract	Carry forward general activity (UDA)	0
Purpose of contract	Orthodontic	17/18 Contracted orthodontic activity (UOA)	20,245
Contract start date	01/04/2006	Carry forward orthodontic activity (UOA)	134
Contract end date	31/03/2019	Baseline contract value	£1,327,647.65

ACCESS	Contract	England and Wales
24 month ratio of assessments to patient IDs	1.01	1.04

ACTIVITY	Contract
Contract assess and fit appliances (case starts) as a percentage of Area Team case starts	16.0 %

Cumulative percentage of contracted UOA delivered 2017 & 2018



Month	Adjusted Scheduled Activity (UOA)		
	2016	2017	2018
April	0	405	-134
May	792	1,704	-134
June	1,003	2,044	-134
July	2,751	4,350	627
August	5,765	5,940	3,451
September	5,765	6,953	3,451
October	5,765	7,499	5,241
November	9,775	8,985	7,747
December	11,558	9,926	10,607
January	11,558	12,019	14,189
February	14,357	13,954	18,806
March	17,512	17,670	19,290
April	20,997	20,111	
May	20,997	20,111	
June	20,997	20,111	

QUALITY (rolling 12 month period)

	Contract Quantity	Contract Base Number	Contract *	Area Team	Region	England
% of all assessments that were assess and fit appliances (case starts)	1,019	1,802	56.5%	74.3%	59.9%	60.1%
% of all assessments that were assess and refuse	208	1,802	11.5%	10.1%	13.8%	11.3%
% of all assessments that were assess and review	575	1,802	31.9%	15.7%	26.3%	28.6%
% of case starts with a reported IOTN of 3 and Aesthetic Component of 5 or below	0	1,019	N/A	0.3%	0.1%	0.1%
% of case starts with a reported IOTN of 3 and Aesthetic Component of 6 or above	178	1,019	17.5%	6.3%	5.7%	4.1%
% of case starts with a reported IOTN of 4	697	1,019	68.4%	76.1%	79.2%	77.7%
% of case starts with a reported IOTN of 5	144	1,019	14.1%	15.4%	13.9%	16.8 %
% of concluded courses in receipt of dual-arch fixed appliances	962	1,000	96.2%	79.5%	78.6%	73.8%
% of concluded courses where treatment was abandoned or discontinued	19	1,000	1.9%	5.3%	5.5%	7.0%
% of patients satisfied with the treatment they have received	25	31	80.6%	90.6%	94.2%	96.0%

* Figures in italics indicate that the base number is less than 100.

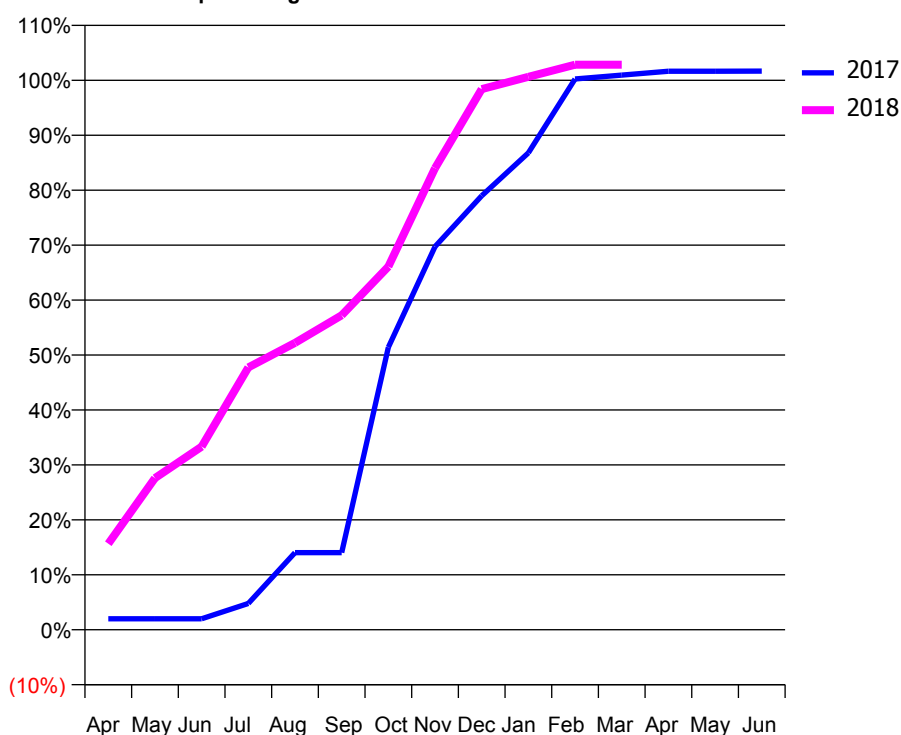
Q62 - Vital Signs Orthodontic At a Glance Contract Report for 653233/0002 - March 2018

Name or company name	MRS F CAMPBELL-BARR	17/18 Contracted general activity (UDA)	0
Contract type name	PDS Contract	Carry forward general activity (UDA)	0
Purpose of contract	Orthodontic	17/18 Contracted orthodontic activity (UOA)	3,000
Contract start date	10/01/2010	Carry forward orthodontic activity (UOA)	-50
Contract end date	31/03/2019	Baseline contract value	£196,746.84

ACCESS	Contract	England and Wales
24 month ratio of assessments to patient IDs	1.02	1.04

ACTIVITY	Contract
Contract assess and fit appliances (case starts) as a percentage of Area Team case starts	2.3 %

Cumulative percentage of contracted UOA delivered 2017 & 2018



Month	Adjusted Scheduled Activity (UOA)		
	2016	2017	2018
April	60	60	470
May	60	60	828
June	103	60	1,000
July	145	144	1,432
August	506	421	1,566
September	531	421	1,717
October	1,120	1,542	1,983
November	1,523	2,092	2,520
December	2,111	2,369	2,952
January	2,258	2,604	3,019
February	2,575	3,007	3,085
March	2,596	3,028	3,085
April	2,705	3,049	
May	3,104	3,049	
June	3,104	3,050	

QUALITY (rolling 12 month period)

	Contract Quantity	Contract Base Number	Contract *	Area Team	Region	England
% of all assessments that were assess and fit appliances (case starts)	144	211	68.2%	74.3%	59.9%	60.1%
% of all assessments that were assess and refuse	5	211	2.4%	10.1%	13.8%	11.3%
% of all assessments that were assess and review	62	211	29.4%	15.7%	26.3%	28.6%
% of case starts with a reported IOTN of 3 and Aesthetic Component of 5 or below	0	144	N/A	0.3%	0.1%	0.1%
% of case starts with a reported IOTN of 3 and Aesthetic Component of 6 or above	10	144	6.9%	6.3%	5.7%	4.1%
% of case starts with a reported IOTN of 4	132	144	91.7%	76.1%	79.2%	77.7%
% of case starts with a reported IOTN of 5	2	144	1.4%	15.4%	13.9%	16.8 %
% of concluded courses in receipt of dual-arch fixed appliances	0	107	N/A	79.5%	78.6%	73.8%
% of concluded courses where treatment was abandoned or discontinued	7	107	6.5%	5.3%	5.5%	7.0%
% of patients satisfied with the treatment they have received	4	5	80.0%	90.6%	94.2%	96.0%

* Figures in italics indicate that the base number is less than 100.

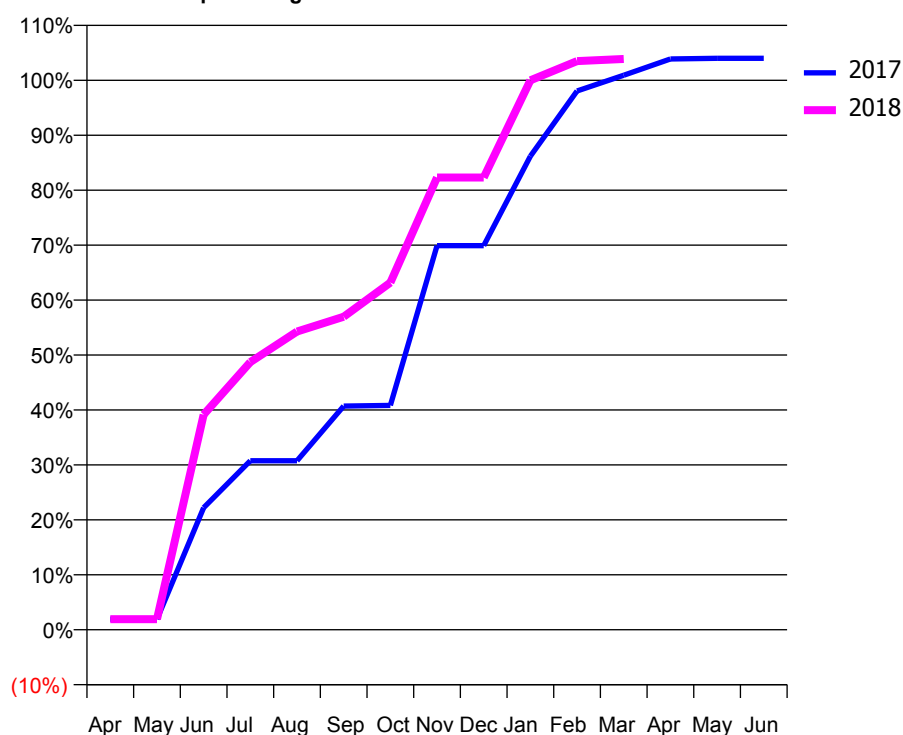
Q62 - Vital Signs Orthodontic At a Glance Contract Report for 740489/0001 - March 2018

Name or company name	MR TS CHEEMA	17/18 Contracted general activity (UDA)	6,236
Contract type name	GDS Contract	Carry forward general activity (UDA)	-89
Purpose of contract	General and Orthodontic	17/18 Contracted orthodontic activity (UOA)	774
Contract start date	01/04/2006	Carry forward orthodontic activity (UOA)	-15
Contract end date		Baseline contract value	£205,540.09

ACCESS	Contract	England and Wales
24 month ratio of assessments to patient IDs	1.06	1.04

ACTIVITY	Contract
Contract assess and fit appliances (case starts) as a percentage of Area Team case starts	0.6 %

Cumulative percentage of contracted UOA delivered 2017 & 2018



Month	Adjusted Scheduled Activity (UOA)		
	2016	2017	2018
April	15	15	15
May	15	15	15
June	191	172	303
July	191	238	377
August	305	238	420
September	457	315	441
October	564	316	489
November	629	541	637
December	676	541	637
January	676	667	774
February	787	759	801
March	769	781	804
April	791	804	
May	790	805	
June	790	805	

QUALITY (rolling 12 month period)

	Contract Quantity	Contract Base Number	Contract *	Area Team	Region	England
% of all assessments that were assess and fit appliances (case starts)	37	94	39.4%	74.3%	59.9%	60.1%
% of all assessments that were assess and refuse	2	94	2.1%	10.1%	13.8%	11.3%
% of all assessments that were assess and review	55	94	58.5%	15.7%	26.3%	28.6%
% of case starts with a reported IOTN of 3 and Aesthetic Component of 5 or below	0	37	N/A	0.3%	0.1%	0.1%
% of case starts with a reported IOTN of 3 and Aesthetic Component of 6 or above	0	37	N/A	6.3%	5.7%	4.1%
% of case starts with a reported IOTN of 4	30	37	81.1%	76.1%	79.2%	77.7%
% of case starts with a reported IOTN of 5	1	37	2.7%	15.4%	13.9%	16.8 %
% of concluded courses in receipt of dual-arch fixed appliances	0	49	N/A	79.5%	78.6%	73.8%
% of concluded courses where treatment was abandoned or discontinued	4	49	8.2%	5.3%	5.5%	7.0%
% of patients satisfied with the treatment they have received	0	0	N/A	90.6%	94.2%	96.0%

* Figures in italics indicate that the base number is less than 100.

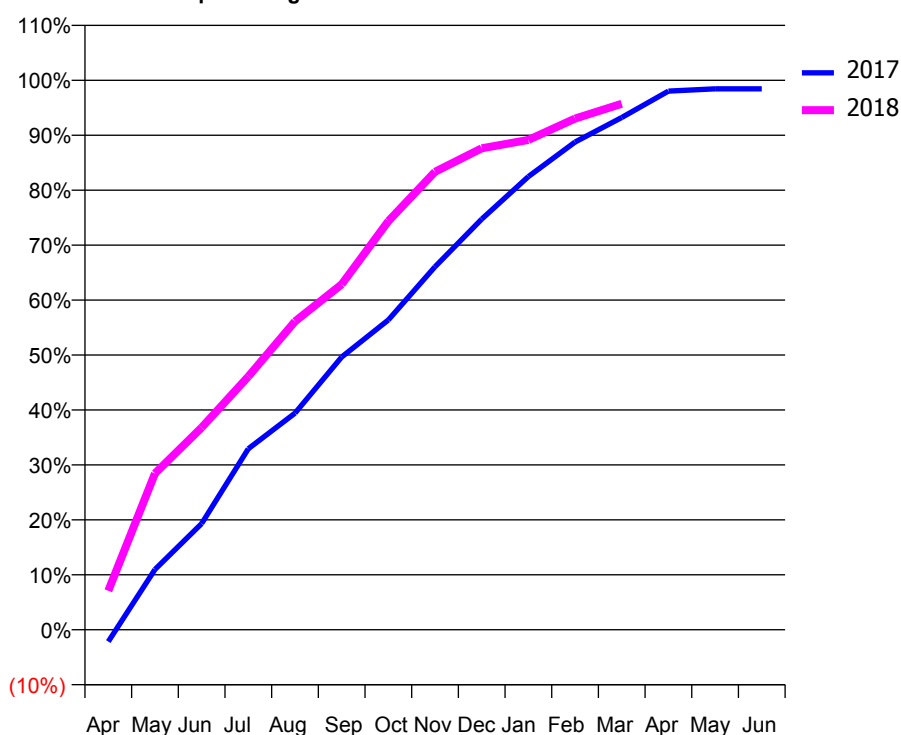
Q62 - Vital Signs Orthodontic At a Glance Contract Report for 741590/0001 - March 2018

Name or company name	MISS FJ MILLEN	17/18 Contracted general activity (UDA)	0
Contract type name	PDS Contract	Carry forward general activity (UDA)	0
Purpose of contract	Orthodontic	17/18 Contracted orthodontic activity (UOA)	7,040
Contract start date	01/04/2006	Carry forward orthodontic activity (UOA)	110
Contract end date	31/03/2019	Baseline contract value	£446,983.77

ACCESS	Contract	England and Wales
24 month ratio of assessments to patient IDs	1.00	1.04

ACTIVITY	Contract
Contract assess and fit appliances (case starts) as a percentage of Area Team case starts	5.4 %

Cumulative percentage of contracted UOA delivered 2017 & 2018



Month	Adjusted Scheduled Activity (UOA)		
	2016	2017	2018
April	-7	-153	499
May	166	773	2,003
June	479	1,361	2,591
July	1,090	2,319	3,246
August	1,657	2,775	3,951
September	2,126	3,495	4,425
October	2,968	3,970	5,236
November	3,853	4,652	5,868
December	4,299	5,261	6,169
January	4,576	5,807	6,276
February	5,557	6,249	6,549
March	6,386	6,564	6,739
April	6,866	6,901	
May	6,887	6,930	
June	6,887	6,930	

QUALITY (rolling 12 month period)

	Contract Quantity	Contract Base Number	Contract *	Area Team	Region	England
% of all assessments that were assess and fit appliances (case starts)	347	422	82.2%	74.3%	59.9%	60.1%
% of all assessments that were assess and refuse	64	422	15.2%	10.1%	13.8%	11.3%
% of all assessments that were assess and review	11	422	2.6%	15.7%	26.3%	28.6%
% of case starts with a reported IOTN of 3 and Aesthetic Component of 5 or below	0	347	N/A	0.3%	0.1%	0.1%
% of case starts with a reported IOTN of 3 and Aesthetic Component of 6 or above	44	347	12.7%	6.3%	5.7%	4.1%
% of case starts with a reported IOTN of 4	271	347	78.1%	76.1%	79.2%	77.7%
% of case starts with a reported IOTN of 5	32	347	9.2%	15.4%	13.9%	16.8 %
% of concluded courses in receipt of dual-arch fixed appliances	269	314	85.7%	79.5%	78.6%	73.8%
% of concluded courses where treatment was abandoned or discontinued	30	314	9.6%	5.3%	5.5%	7.0%
% of patients satisfied with the treatment they have received	13	13	100.0%	90.6%	94.2%	96.0%

* Figures in italics indicate that the base number is less than 100.

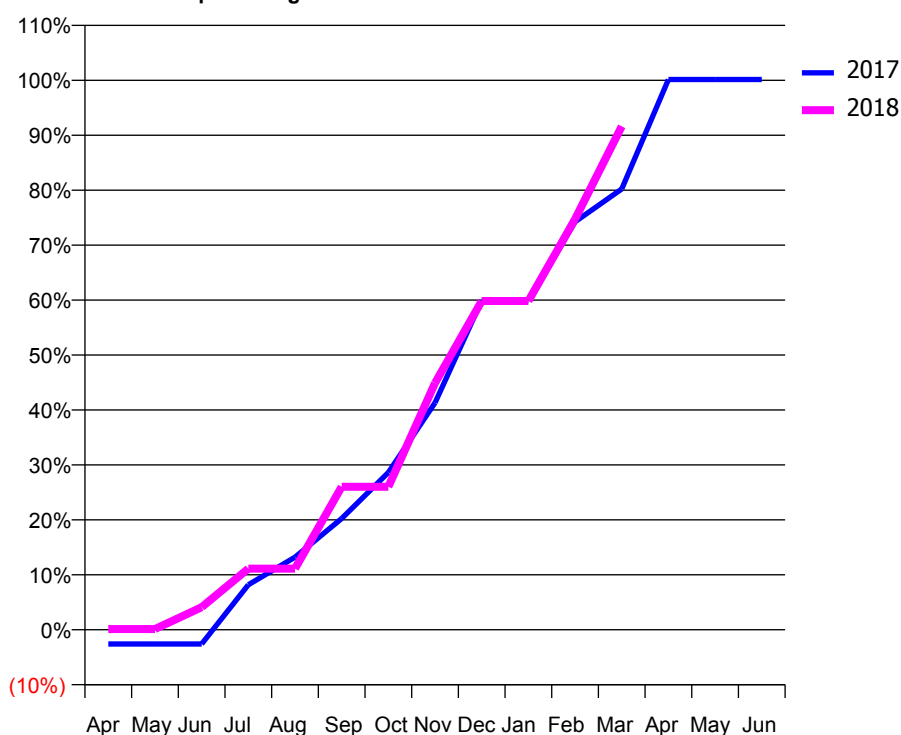
Q62 - Vital Signs Orthodontic At a Glance Contract Report for 754382/0001 - March 2018

Name or company name	MISS M MOKHBER	17/18 Contracted general activity (UDA)	0
Contract type name	PDS Contract	Carry forward general activity (UDA)	0
Purpose of contract	Orthodontic	17/18 Contracted orthodontic activity (UOA)	2,113
Contract start date	01/04/2006	Carry forward orthodontic activity (UOA)	-3
Contract end date	31/03/2019	Baseline contract value	£138,557.47

ACCESS	Contract	England and Wales
24 month ratio of assessments to patient IDs	1.00	1.04

ACTIVITY	Contract
Contract assess and fit appliances (case starts) as a percentage of Area Team case starts	1.8 %

Cumulative percentage of contracted UOA delivered 2017 & 2018



Month	Adjusted Scheduled Activity (UOA)		
	2016	2017	2018
April	32	-55	3
May	33	-55	3
June	122	-55	87
July	262	173	235
August	351	279	235
September	501	428	550
October	501	605	550
November	959	873	949
December	1,282	1,266	1,264
January	1,597	1,266	1,264
February	1,870	1,569	1,579
March	1,870	1,695	1,936
April	2,054	2,116	
May	2,054	2,116	
June	2,054	2,116	

QUALITY (rolling 12 month period)

	Contract Quantity	Contract Base Number	Contract *	Area Team	Region	England
% of all assessments that were assess and fit appliances (case starts)	112	114	98.2%	74.3%	59.9%	60.1%
% of all assessments that were assess and refuse	1	114	0.9%	10.1%	13.8%	11.3%
% of all assessments that were assess and review	1	114	0.9%	15.7%	26.3%	28.6%
% of case starts with a reported IOTN of 3 and Aesthetic Component of 5 or below	0	112	N/A	0.3%	0.1%	0.1%
% of case starts with a reported IOTN of 3 and Aesthetic Component of 6 or above	0	112	N/A	6.3%	5.7%	4.1%
% of case starts with a reported IOTN of 4	79	112	70.5%	76.1%	79.2%	77.7%
% of case starts with a reported IOTN of 5	33	112	29.5%	15.4%	13.9%	16.8 %
% of concluded courses in receipt of dual-arch fixed appliances	94	94	100.0%	79.5%	78.6%	73.8%
% of concluded courses where treatment was abandoned or discontinued	0	94	0.0%	5.3%	5.5%	7.0%
% of patients satisfied with the treatment they have received	3	3	100.0%	90.6%	94.2%	96.0%

* Figures in italics indicate that the base number is less than 100.

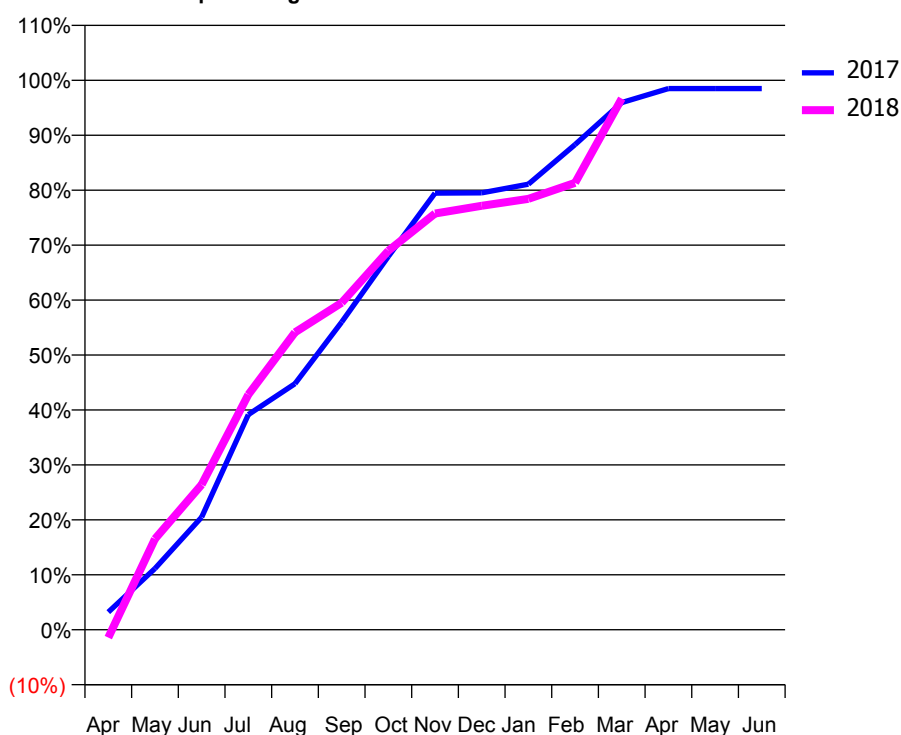
Q62 - Vital Signs Orthodontic At a Glance Contract Report for 763950/0003 - March 2018

Name or company name	Northbridge Ortho Ltd	17/18 Contracted general activity (UDA)	0
Contract type name	PDS Contract	Carry forward general activity (UDA)	0
Purpose of contract	Orthodontic	17/18 Contracted orthodontic activity (UOA)	1,650
Contract start date	01/06/2008	Carry forward orthodontic activity (UOA)	25
Contract end date	31/03/2019	Baseline contract value	£111,468.59

ACCESS	Contract	England and Wales
24 month ratio of assessments to patient IDs	1.01	1.04

ACTIVITY	Contract
Contract assess and fit appliances (case starts) as a percentage of Area Team case starts	1.2 %

Cumulative percentage of contracted UOA delivered 2017 & 2018



Month	Adjusted Scheduled Activity (UOA)		
	2016	2017	2018
April	17	53	-24
May	154	184	273
June	180	338	436
July	306	646	706
August	528	739	893
September	750	924	982
October	898	1,121	1,138
November	898	1,311	1,250
December	1,134	1,312	1,273
January	1,260	1,338	1,294
February	1,516	1,457	1,342
March	1,600	1,583	1,595
April	1,621	1,625	
May	1,621	1,625	
June	1,621	1,625	

QUALITY (rolling 12 month period)	Contract Quantity	Contract Base Number	Contract *	Area Team	Region	England
% of all assessments that were assess and fit appliances (case starts)	75	179	41.9%	74.3%	59.9%	60.1%
% of all assessments that were assess and refuse	13	179	7.3%	10.1%	13.8%	11.3%
% of all assessments that were assess and review	91	179	50.8%	15.7%	26.3%	28.6%
% of case starts with a reported IOTN of 3 and Aesthetic Component of 5 or below	0	75	<i>N/A</i>	0.3%	0.1%	0.1%
% of case starts with a reported IOTN of 3 and Aesthetic Component of 6 or above	0	75	<i>N/A</i>	6.3%	5.7%	4.1%
% of case starts with a reported IOTN of 4	69	75	92.0%	76.1%	79.2%	77.7%
% of case starts with a reported IOTN of 5	5	75	6.7%	15.4%	13.9%	16.8 %
% of concluded courses in receipt of dual-arch fixed appliances	58	63	92.1%	79.5%	78.6%	73.8%
% of concluded courses where treatment was abandoned or discontinued	2	63	3.2%	5.3%	5.5%	7.0%
% of patients satisfied with the treatment they have received	1	1	100.0%	90.6%	94.2%	96.0%

* Figures in italics indicate that the base number is less than 100.

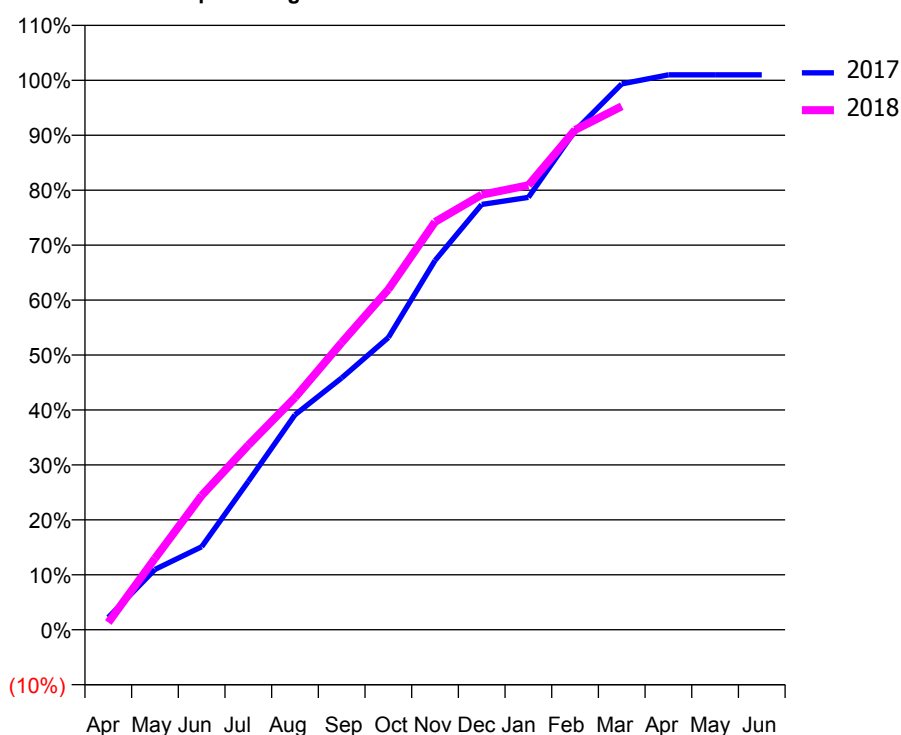
Q62 - Vital Signs Orthodontic At a Glance Contract Report for 763950/0004 - March 2018

Name or company name	Northbridge Ortho Ltd	17/18 Contracted general activity (UDA)	0
Contract type name	PDS Contract	Carry forward general activity (UDA)	0
Purpose of contract	Orthodontic	17/18 Contracted orthodontic activity (UOA)	6,552
Contract start date	01/06/2008	Carry forward orthodontic activity (UOA)	-65
Contract end date	31/03/2019	Baseline contract value	£442,662.32

ACCESS	Contract	England and Wales
24 month ratio of assessments to patient IDs	1.01	1.04

ACTIVITY	Contract
Contract assess and fit appliances (case starts) as a percentage of Area Team case starts	4.6 %

Cumulative percentage of contracted UOA delivered 2017 & 2018



Month	Adjusted Scheduled Activity (UOA)		
	2016	2017	2018
April	-8	147	86
May	956	719	851
June	1,186	989	1,601
July	1,763	1,769	2,201
August	2,166	2,564	2,769
September	2,650	3,002	3,424
October	3,705	3,484	4,058
November	4,099	4,403	4,863
December	5,043	5,072	5,188
January	5,296	5,156	5,300
February	6,049	5,951	5,960
March	6,483	6,509	6,242
April	6,612	6,617	
May	6,633	6,617	
June	6,633	6,617	

QUALITY (rolling 12 month period)

	Contract Quantity	Contract Base Number	Contract *	Area Team	Region	England
% of all assessments that were assess and fit appliances (case starts)	292	517	56.5%	74.3%	59.9%	60.1%
% of all assessments that were assess and refuse	36	517	7.0%	10.1%	13.8%	11.3%
% of all assessments that were assess and review	189	517	36.6%	15.7%	26.3%	28.6%
% of case starts with a reported IOTN of 3 and Aesthetic Component of 5 or below	0	292	N/A	0.3%	0.1%	0.1%
% of case starts with a reported IOTN of 3 and Aesthetic Component of 6 or above	2	292	0.7%	6.3%	5.7%	4.1%
% of case starts with a reported IOTN of 4	254	292	87.0%	76.1%	79.2%	77.7%
% of case starts with a reported IOTN of 5	32	292	11.0%	15.4%	13.9%	16.8 %
% of concluded courses in receipt of dual-arch fixed appliances	267	297	89.9%	79.5%	78.6%	73.8%
% of concluded courses where treatment was abandoned or discontinued	15	297	5.1%	5.3%	5.5%	7.0%
% of patients satisfied with the treatment they have received	7	7	100.0%	90.6%	94.2%	96.0%

* Figures in italics indicate that the base number is less than 100.

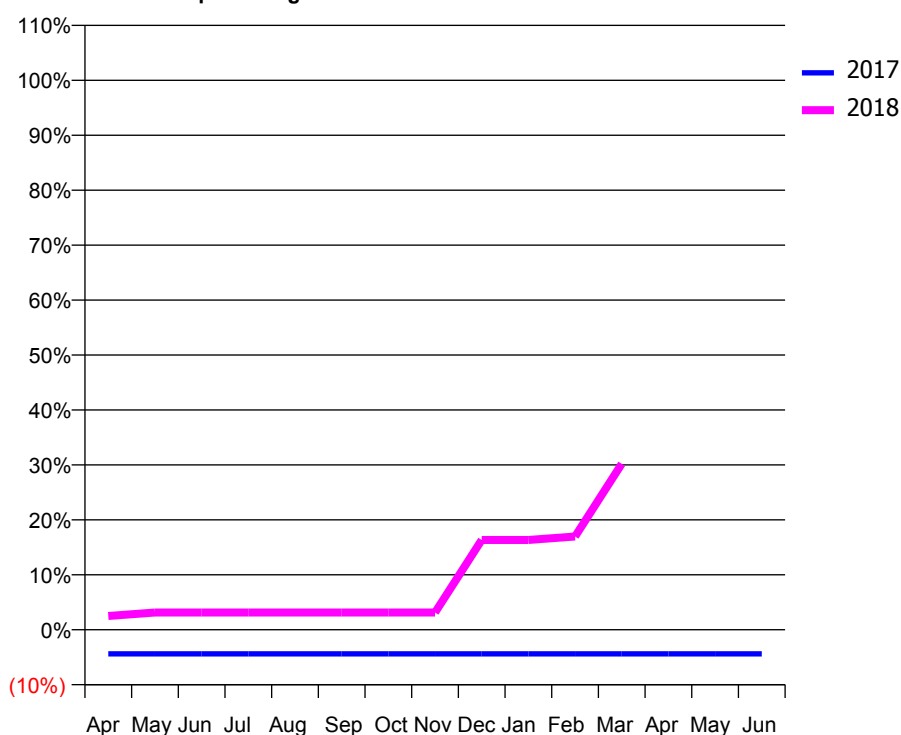
Q62 - Vital Signs Orthodontic At a Glance Contract Report for 812196/0001 - March 2018

Name or company name	MISS JP WATKINS	17/18 Contracted general activity (UDA)	1,719
Contract type name	GDS Contract	Carry forward general activity (UDA)	79
Purpose of contract	General and Orthodontic	17/18 Contracted orthodontic activity (UOA)	159
Contract start date	01/04/2006	Carry forward orthodontic activity (UOA)	-3
Contract end date		Baseline contract value	£51,051.05

ACCESS	Contract	England and Wales
24 month ratio of assessments to patient IDs	1.00	1.04

ACTIVITY	Contract
Contract assess and fit appliances (case starts) as a percentage of Area Team case starts	0.0 %

Cumulative percentage of contracted UOA delivered 2017 & 2018



Month	Adjusted Scheduled Activity (UOA)		
	2016	2017	2018
April	0	-7	4
May	42	-7	5
June	42	-7	5
July	42	-7	5
August	42	-7	5
September	42	-7	5
October	42	-7	5
November	42	-7	5
December	42	-7	26
January	42	-7	26
February	42	-7	27
March	42	-7	48
April	42	-7	
May	42	-7	
June	42	-7	

QUALITY (rolling 12 month period)

	Contract Quantity	Contract Base Number	Contract *	Area Team	Region	England
% of all assessments that were assess and fit appliances (case starts)	2	5	40.0%	74.3%	59.9%	60.1%
% of all assessments that were assess and refuse	0	5	0.0%	10.1%	13.8%	11.3%
% of all assessments that were assess and review	3	5	60.0%	15.7%	26.3%	28.6%
% of case starts with a reported IOTN of 3 and Aesthetic Component of 5 or below	0	2	N/A	0.3%	0.1%	0.1%
% of case starts with a reported IOTN of 3 and Aesthetic Component of 6 or above	0	2	N/A	6.3%	5.7%	4.1%
% of case starts with a reported IOTN of 4	2	2	100.0%	76.1%	79.2%	77.7%
% of case starts with a reported IOTN of 5	0	2	N/A	15.4%	13.9%	16.8 %
% of concluded courses in receipt of dual-arch fixed appliances	0	1	N/A	79.5%	78.6%	73.8%
% of concluded courses where treatment was abandoned or discontinued	1	1	100.0%	5.3%	5.5%	7.0%
% of patients satisfied with the treatment they have received	0	0	N/A	90.6%	94.2%	96.0%

* Figures in italics indicate that the base number is less than 100.

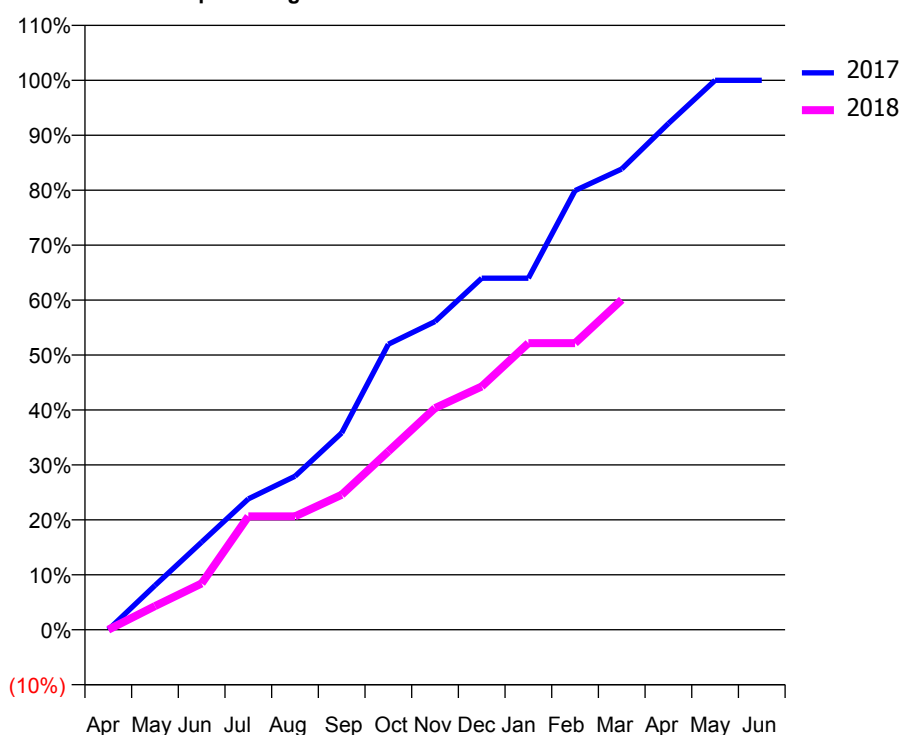
Q62 - Vital Signs Orthodontic At a Glance Contract Report for 813923/0002 - March 2018

Name or company name	MR JS MANDAIR	17/18 Contracted general activity (UDA)	4,546
Contract type name	GDS Contract	Carry forward general activity (UDA)	-29
Purpose of contract	General and Orthodontic	17/18 Contracted orthodontic activity (UOA)	533
Contract start date	01/11/2006	Carry forward orthodontic activity (UOA)	0
Contract end date		Baseline contract value	£199,702.79

ACCESS	Contract	England and Wales
24 month ratio of assessments to patient IDs	1.00	1.04

ACTIVITY	Contract
Contract assess and fit appliances (case starts) as a percentage of Area Team case starts	0.3 %

Cumulative percentage of contracted UOA delivered 2017 & 2018



Month	Adjusted Scheduled Activity (UOA)		
	2016	2017	2018
April	11	0	0
May	11	43	23
June	54	85	45
July	98	127	110
August	119	149	110
September	140	191	131
October	183	277	173
November	205	299	215
December	205	341	236
January	205	341	278
February	334	426	278
March	418	447	320
April	418	491	
May	418	533	
June	502	533	

QUALITY (rolling 12 month period)	Contract Quantity	Contract Base Number	Contract *	Area Team	Region	England
% of all assessments that were assess and fit appliances (case starts)	19	22	86.4%	74.3%	59.9%	60.1%
% of all assessments that were assess and refuse	2	22	9.1%	10.1%	13.8%	11.3%
% of all assessments that were assess and review	1	22	4.5%	15.7%	26.3%	28.6%
% of case starts with a reported IOTN of 3 and Aesthetic Component of 5 or below	0	19	<i>N/A</i>	0.3%	0.1%	0.1%
% of case starts with a reported IOTN of 3 and Aesthetic Component of 6 or above	0	19	<i>N/A</i>	6.3%	5.7%	4.1%
% of case starts with a reported IOTN of 4	11	19	57.9%	76.1%	79.2%	77.7%
% of case starts with a reported IOTN of 5	7	19	36.8%	15.4%	13.9%	16.8 %
% of concluded courses in receipt of dual-arch fixed appliances	26	29	89.7%	79.5%	78.6%	73.8%
% of concluded courses where treatment was abandoned or discontinued	0	29	0.0%	5.3%	5.5%	7.0%
% of patients satisfied with the treatment they have received	1	1	100.0%	90.6%	94.2%	96.0%

* Figures in italics indicate that the base number is less than 100.

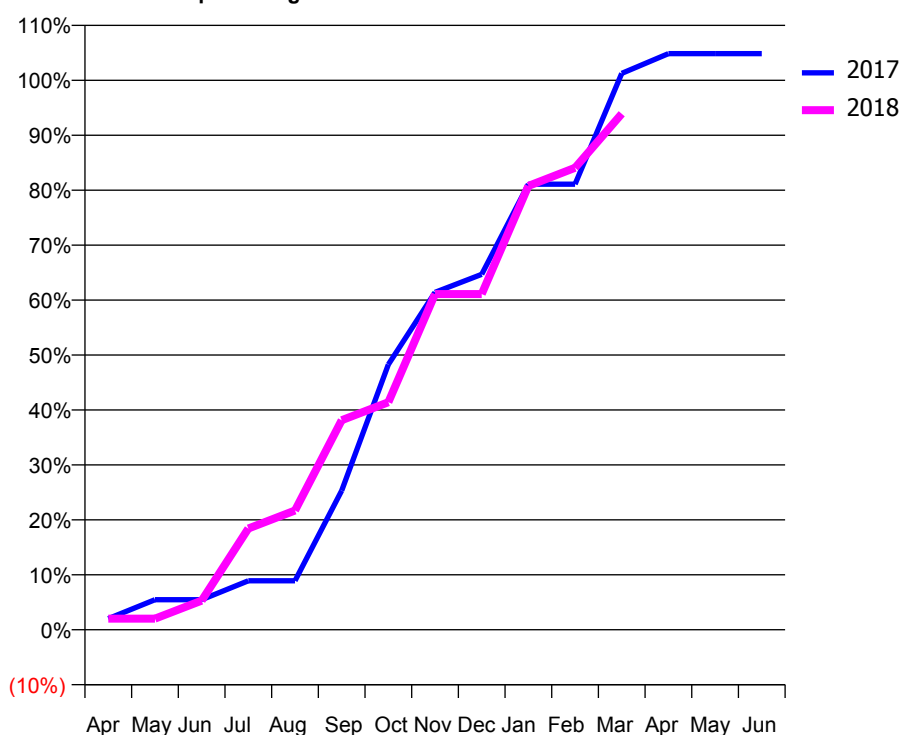
Q62 - Vital Signs Orthodontic At a Glance Contract Report for 846791/0001 - March 2018

Name or company name	MR RM HENNEBRY	17/18 Contracted general activity (UDA)	0
Contract type name	PDS Contract	Carry forward general activity (UDA)	0
Purpose of contract	Orthodontic	17/18 Contracted orthodontic activity (UOA)	640
Contract start date	01/04/2006	Carry forward orthodontic activity (UOA)	-13
Contract end date	31/03/2019	Baseline contract value	£41,972.65

ACCESS	Contract	England and Wales
24 month ratio of assessments to patient IDs	1.00	1.04

ACTIVITY	Contract
Contract assess and fit appliances (case starts) as a percentage of Area Team case starts	0.5 %

Cumulative percentage of contracted UOA delivered 2017 & 2018



Month	Adjusted Scheduled Activity (UOA)		
	2016	2017	2018
April	12	13	13
May	54	35	13
June	76	35	34
July	192	57	118
August	213	57	139
September	213	162	244
October	255	309	265
November	255	393	391
December	350	414	391
January	375	519	517
February	420	519	538
March	441	648	601
April	654	671	
May	654	671	
June	654	671	

QUALITY (rolling 12 month period)

	Contract Quantity	Contract Base Number	Contract *	Area Team	Region	England
% of all assessments that were assess and fit appliances (case starts)	29	31	93.5%	74.3%	59.9%	60.1%
% of all assessments that were assess and refuse	0	31	0.0%	10.1%	13.8%	11.3%
% of all assessments that were assess and review	2	31	6.5%	15.7%	26.3%	28.6%
% of case starts with a reported IOTN of 3 and Aesthetic Component of 5 or below	0	29	N/A	0.3%	0.1%	0.1%
% of case starts with a reported IOTN of 3 and Aesthetic Component of 6 or above	1	29	3.4%	6.3%	5.7%	4.1%
% of case starts with a reported IOTN of 4	28	29	96.6%	76.1%	79.2%	77.7%
% of case starts with a reported IOTN of 5	0	29	N/A	15.4%	13.9%	16.8 %
% of concluded courses in receipt of dual-arch fixed appliances	0	35	N/A	79.5%	78.6%	73.8%
% of concluded courses where treatment was abandoned or discontinued	1	35	2.9%	5.3%	5.5%	7.0%
% of patients satisfied with the treatment they have received	2	2	100.0%	90.6%	94.2%	96.0%

* Figures in italics indicate that the base number is less than 100.

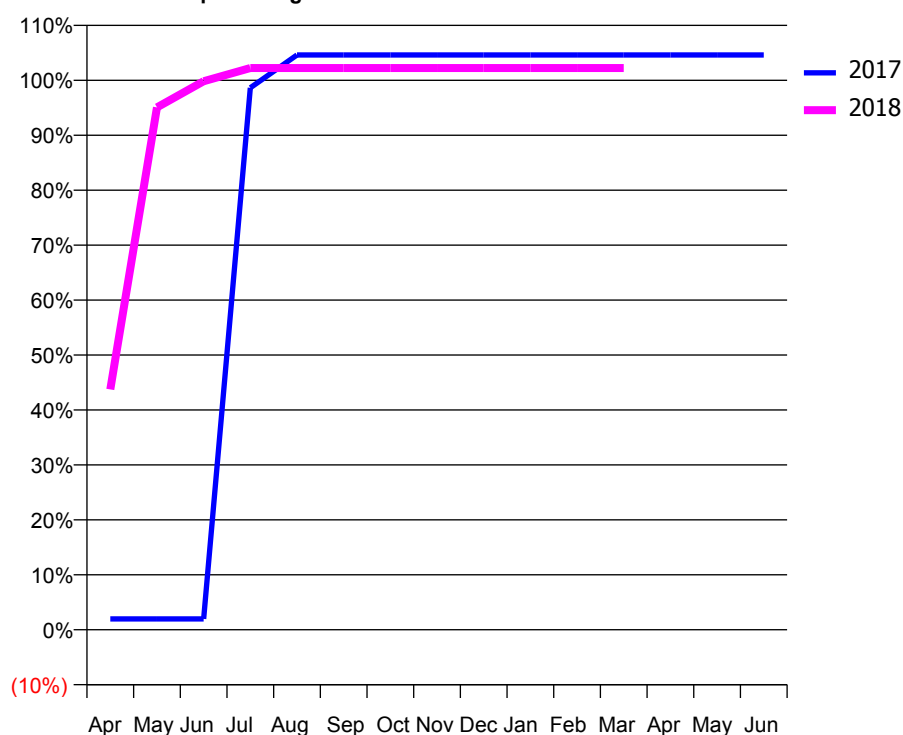
Q62 - Vital Signs Orthodontic At a Glance Contract Report for 854859/0001 - March 2018

Name or company name	MR NN LAI	17/18 Contracted general activity (UDA)	0
Contract type name	PDS Contract	Carry forward general activity (UDA)	0
Purpose of contract	Orthodontic	17/18 Contracted orthodontic activity (UOA)	1,760
Contract start date	01/04/2006	Carry forward orthodontic activity (UOA)	-35
Contract end date	31/03/2019	Baseline contract value	£114,670.22

ACCESS	Contract	England and Wales
24 month ratio of assessments to patient IDs	1.00	1.04

ACTIVITY	Contract
Contract assess and fit appliances (case starts) as a percentage of Area Team case starts	1.3 %

Cumulative percentage of contracted UOA delivered 2017 & 2018



Month	Adjusted Scheduled Activity (UOA)		
	2016	2017	2018
April	35	35	770
May	854	35	1,673
June	1,505	35	1,757
July	1,736	1,736	1,799
August	1,736	1,841	1,799
September	1,799	1,841	1,799
October	1,799	1,841	1,799
November	1,799	1,841	1,799
December	1,799	1,841	1,799
January	1,799	1,841	1,799
February	1,799	1,841	1,799
March	1,799	1,841	1,799
April	1,799	1,841	
May	1,799	1,841	
June	1,799	1,841	

QUALITY (rolling 12 month period)	Contract Quantity	Contract Base Number	Contract *	Area Team	Region	England
% of all assessments that were assess and fit appliances (case starts)	84	84	100.0%	74.3%	59.9%	60.1%
% of all assessments that were assess and refuse	0	84	0.0%	10.1%	13.8%	11.3%
% of all assessments that were assess and review	0	84	0.0%	15.7%	26.3%	28.6%
% of case starts with a reported IOTN of 3 and Aesthetic Component of 5 or below	0	84	N/A	0.3%	0.1%	0.1%
% of case starts with a reported IOTN of 3 and Aesthetic Component of 6 or above	0	84	N/A	6.3%	5.7%	4.1%
% of case starts with a reported IOTN of 4	0	84	N/A	76.1%	79.2%	77.7%
% of case starts with a reported IOTN of 5	0	84	N/A	15.4%	13.9%	16.8 %
% of concluded courses in receipt of dual-arch fixed appliances	0	91	N/A	79.5%	78.6%	73.8%
% of concluded courses where treatment was abandoned or discontinued	0	91	0.0%	5.3%	5.5%	7.0%
% of patients satisfied with the treatment they have received	2	2	100.0%	90.6%	94.2%	96.0%

* Figures in italics indicate that the base number is less than 100.

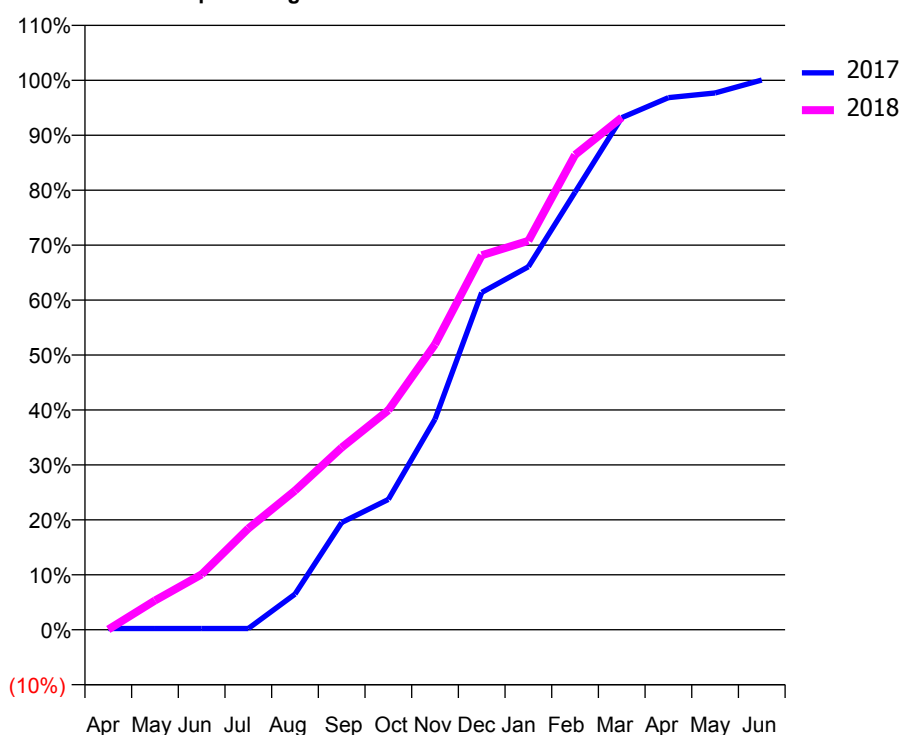
Q62 - Vital Signs Orthodontic At a Glance Contract Report for 912387/0002 - March 2018

Name or company name	MR S KUMAR	17/18 Contracted general activity (UDA)	0
Contract type name	PDS Contract	Carry forward general activity (UDA)	0
Purpose of contract	Orthodontic	17/18 Contracted orthodontic activity (UOA)	4,026
Contract start date	01/04/2006	Carry forward orthodontic activity (UOA)	-2
Contract end date	31/03/2019	Baseline contract value	£264,034.26

ACCESS	Contract	England and Wales
24 month ratio of assessments to patient IDs	1.02	1.04

ACTIVITY	Contract
Contract assess and fit appliances (case starts) as a percentage of Area Team case starts	3.0 %

Cumulative percentage of contracted UOA delivered 2017 & 2018



Month	Adjusted Scheduled Activity (UOA)		
	2016	2017	2018
April	45	9	2
May	132	9	215
June	158	9	406
July	727	9	742
August	1,042	261	1,020
September	1,525	786	1,335
October	1,799	955	1,608
November	2,093	1,543	2,091
December	2,493	2,471	2,744
January	2,556	2,660	2,849
February	3,125	3,206	3,480
March	3,657	3,752	3,753
April	3,909	3,899	
May	3,972	3,933	
June	4,035	4,028	

QUALITY (rolling 12 month period)

	Contract Quantity	Contract Base Number	Contract *	Area Team	Region	England
% of all assessments that were assess and fit appliances (case starts)	190	285	66.7%	74.3%	59.9%	60.1%
% of all assessments that were assess and refuse	6	285	2.1%	10.1%	13.8%	11.3%
% of all assessments that were assess and review	89	285	31.2%	15.7%	26.3%	28.6%
% of case starts with a reported IOTN of 3 and Aesthetic Component of 5 or below	1	190	0.5%	0.3%	0.1%	0.1%
% of case starts with a reported IOTN of 3 and Aesthetic Component of 6 or above	29	190	15.3%	6.3%	5.7%	4.1%
% of case starts with a reported IOTN of 4	111	190	58.4%	76.1%	79.2%	77.7%
% of case starts with a reported IOTN of 5	45	190	23.7%	15.4%	13.9%	16.8 %
% of concluded courses in receipt of dual-arch fixed appliances	120	136	88.2%	79.5%	78.6%	73.8%
% of concluded courses where treatment was abandoned or discontinued	12	136	8.8%	5.3%	5.5%	7.0%
% of patients satisfied with the treatment they have received	1	1	100.0%	90.6%	94.2%	96.0%

* Figures in italics indicate that the base number is less than 100.

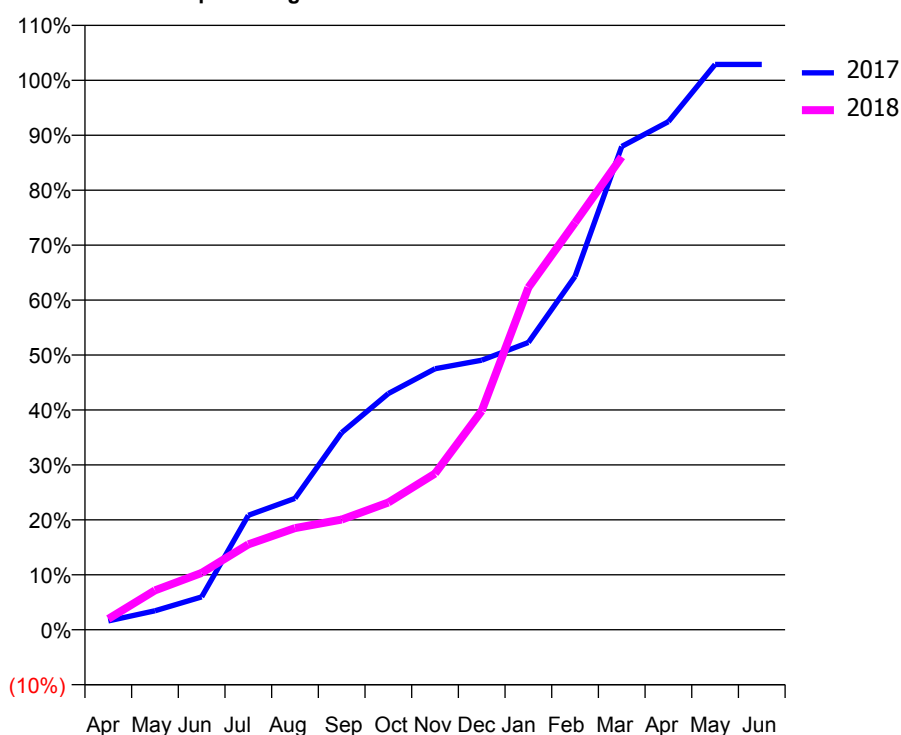
Q62 - Vital Signs Orthodontic At a Glance Contract Report for 913073/0001 - March 2018

Name or company name	MISS SJ BURNS	17/18 Contracted general activity (UDA)	0
Contract type name	PDS Contract	Carry forward general activity (UDA)	0
Purpose of contract	Orthodontic	17/18 Contracted orthodontic activity (UOA)	1,421
Contract start date	01/04/2006	Carry forward orthodontic activity (UOA)	-28
Contract end date	31/03/2019	Baseline contract value	£113,654.09

ACCESS	Contract	England and Wales
24 month ratio of assessments to patient IDs	1.11	1.04

ACTIVITY	Contract
Contract assess and fit appliances (case starts) as a percentage of Area Team case starts	1.0 %

Cumulative percentage of contracted UOA delivered 2017 & 2018



Month	Adjusted Scheduled Activity (UOA)		
	2016	2017	2018
April	15	23	28
May	295	49	102
June	664	85	147
July	855	296	221
August	855	340	263
September	867	510	285
October	890	611	329
November	1,107	675	404
December	1,138	697	566
January	1,229	743	885
February	1,321	914	1,053
March	1,322	1,250	1,223
April	1,322	1,314	
May	1,421	1,462	
June	1,444	1,462	

QUALITY (rolling 12 month period)

	Contract Quantity	Contract Base Number	Contract *	Area Team	Region	England
% of all assessments that were assess and fit appliances (case starts)	64	146	43.8%	74.3%	59.9%	60.1%
% of all assessments that were assess and refuse	9	146	6.2%	10.1%	13.8%	11.3%
% of all assessments that were assess and review	73	146	50.0%	15.7%	26.3%	28.6%
% of case starts with a reported IOTN of 3 and Aesthetic Component of 5 or below	0	64	<i>N/A</i>	0.3%	0.1%	0.1%
% of case starts with a reported IOTN of 3 and Aesthetic Component of 6 or above	12	64	18.8%	6.3%	5.7%	4.1%
% of case starts with a reported IOTN of 4	44	64	68.8%	76.1%	79.2%	77.7%
% of case starts with a reported IOTN of 5	6	64	9.4%	15.4%	13.9%	16.8%
% of concluded courses in receipt of dual-arch fixed appliances	0	78	<i>N/A</i>	79.5%	78.6%	73.8%
% of concluded courses where treatment was abandoned or discontinued	22	78	28.2%	5.3%	5.5%	7.0%
% of patients satisfied with the treatment they have received	1	1	100.0%	90.6%	94.2%	96.0%

* Figures in italics indicate that the base number is less than 100.

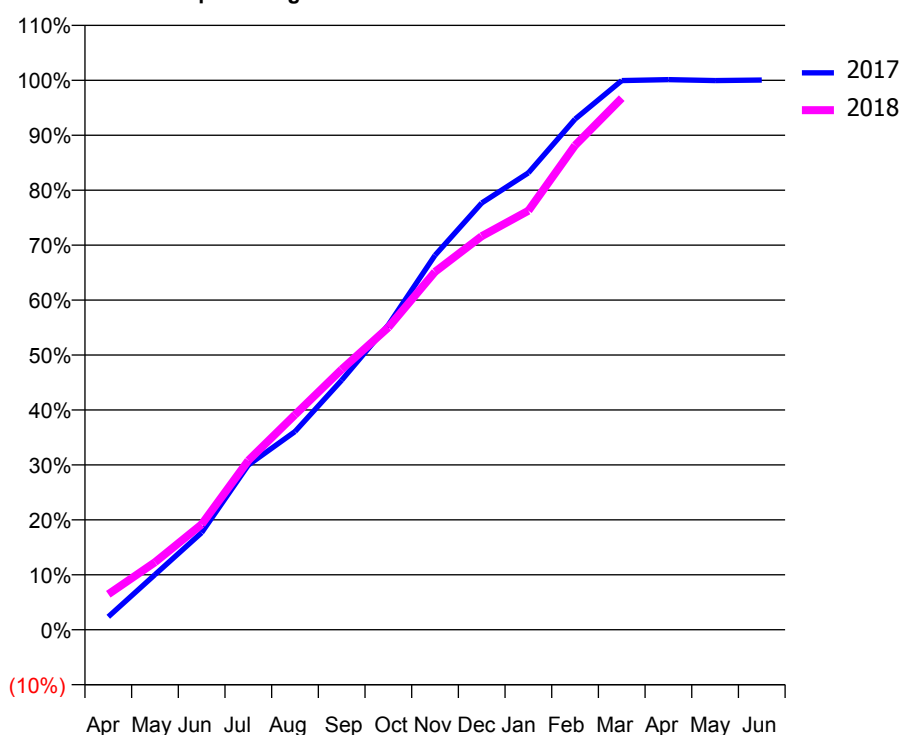
Q62 - Vital Signs Orthodontic At a Glance Contract Report for 919284/0001 - March 2018

Name or company name	MR M ALIMADADIAN	17/18 Contracted general activity (UDA)	0
Contract type name	PDS Contract	Carry forward general activity (UDA)	0
Purpose of contract	Orthodontic	17/18 Contracted orthodontic activity (UOA)	24,911
Contract start date	01/04/2006	Carry forward orthodontic activity (UOA)	-10
Contract end date	31/03/2019	Baseline contract value	£1,633,798.84

ACCESS	Contract	England and Wales
24 month ratio of assessments to patient IDs	1.00	1.04

ACTIVITY	Contract
Contract assess and fit appliances (case starts) as a percentage of Area Team case starts	18.1 %

Cumulative percentage of contracted UOA delivered 2017 & 2018



Month	Adjusted Scheduled Activity (UOA)		
	2016	2017	2018
April	684	589	1,611
May	2,258	2,501	3,061
June	3,768	4,402	4,776
July	4,852	7,466	7,675
August	6,605	8,988	9,748
September	8,875	11,312	11,802
October	11,826	13,823	13,708
November	14,651	16,976	16,228
December	17,903	19,346	17,843
January	18,658	20,711	18,998
February	21,566	23,151	21,959
March	23,938	24,898	24,101
April	24,895	24,940	
May	24,916	24,898	
June	24,916	24,921	

QUALITY (rolling 12 month period)

	Contract Quantity	Contract Base Number	Contract *	Area Team	Region	England
% of all assessments that were assess and fit appliances (case starts)	1,156	1,266	91.3%	74.3%	59.9%	60.1%
% of all assessments that were assess and refuse	99	1,266	7.8%	10.1%	13.8%	11.3%
% of all assessments that were assess and review	11	1,266	0.9%	15.7%	26.3%	28.6%
% of case starts with a reported IOTN of 3 and Aesthetic Component of 5 or below	6	1,156	0.5%	0.3%	0.1%	0.1%
% of case starts with a reported IOTN of 3 and Aesthetic Component of 6 or above	40	1,156	3.5%	6.3%	5.7%	4.1%
% of case starts with a reported IOTN of 4	905	1,156	78.3%	76.1%	79.2%	77.7%
% of case starts with a reported IOTN of 5	192	1,156	16.6%	15.4%	13.9%	16.8 %
% of concluded courses in receipt of dual-arch fixed appliances	1,093	1,181	92.5%	79.5%	78.6%	73.8%
% of concluded courses where treatment was abandoned or discontinued	54	1,181	4.6%	5.3%	5.5%	7.0%
% of patients satisfied with the treatment they have received	49	55	89.1%	90.6%	94.2%	96.0%

* Figures in italics indicate that the base number is less than 100.

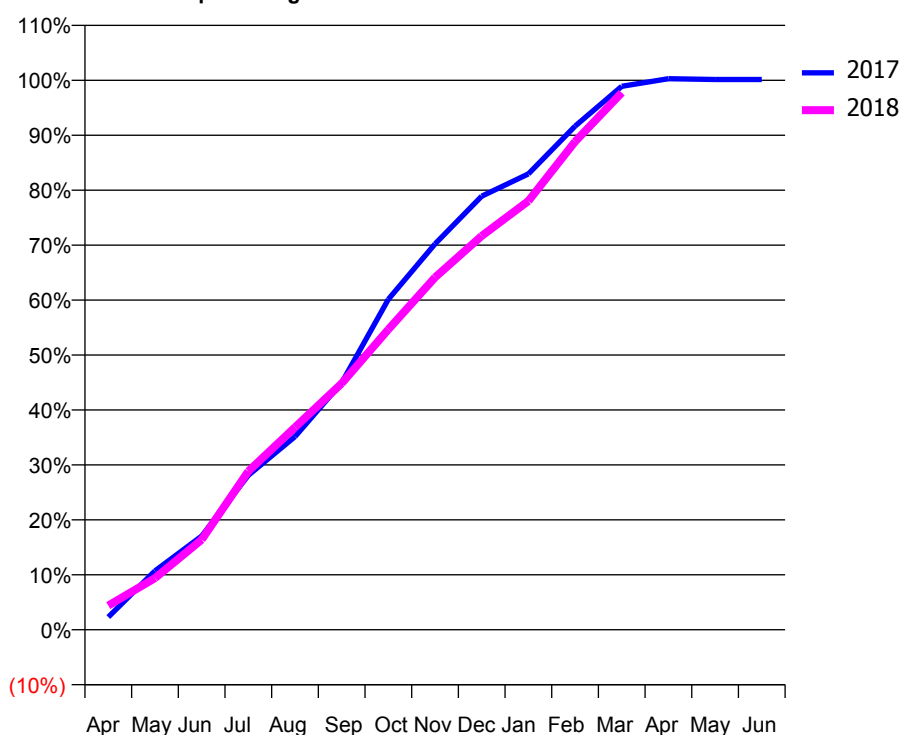
Q62 - Vital Signs Orthodontic At a Glance Contract Report for 919284/0002 - March 2018

Name or company name	MR M ALIMADADIAN	17/18 Contracted general activity (UDA)	0
Contract type name	PDS Contract	Carry forward general activity (UDA)	0
Purpose of contract	General and Orthodontic	17/18 Contracted orthodontic activity (UOA)	16,948
Contract start date	01/04/2006	Carry forward orthodontic activity (UOA)	-25
Contract end date	31/03/2019	Baseline contract value	£1,134,425.71

ACCESS	Contract	England and Wales
24 month ratio of assessments to patient IDs	1.00	1.04

ACTIVITY	Contract
Contract assess and fit appliances (case starts) as a percentage of Area Team case starts	12.6 %

Cumulative percentage of contracted UOA delivered 2017 & 2018



Month	Adjusted Scheduled Activity (UOA)		
	2016	2017	2018
April	208	392	747
May	1,299	1,816	1,593
June	2,063	2,890	2,778
July	4,231	4,765	4,888
August	5,282	5,958	6,246
September	6,893	7,618	7,598
October	8,179	10,194	9,262
November	10,206	11,899	10,868
December	12,091	13,374	12,149
January	12,612	14,058	13,226
February	14,791	15,531	15,053
March	16,435	16,763	16,565
April	16,938	16,994	
May	16,939	16,973	
June	16,939	16,973	

QUALITY (rolling 12 month period)

	Contract Quantity	Contract Base Number	Contract *	Area Team	Region	England
% of all assessments that were assess and fit appliances (case starts)	806	897	89.9%	74.3%	59.9%	60.1%
% of all assessments that were assess and refuse	84	897	9.4%	10.1%	13.8%	11.3%
% of all assessments that were assess and review	7	897	0.8%	15.7%	26.3%	28.6%
% of case starts with a reported IOTN of 3 and Aesthetic Component of 5 or below	7	806	0.9%	0.3%	0.1%	0.1%
% of case starts with a reported IOTN of 3 and Aesthetic Component of 6 or above	40	806	5.0%	6.3%	5.7%	4.1%
% of case starts with a reported IOTN of 4	638	806	79.2%	76.1%	79.2%	77.7%
% of case starts with a reported IOTN of 5	118	806	14.6%	15.4%	13.9%	16.8 %
% of concluded courses in receipt of dual-arch fixed appliances	687	763	90.0%	79.5%	78.6%	73.8%
% of concluded courses where treatment was abandoned or discontinued	50	763	6.6%	5.3%	5.5%	7.0%
% of patients satisfied with the treatment they have received	19	21	90.5%	90.6%	94.2%	96.0%

* Figures in italics indicate that the base number is less than 100.

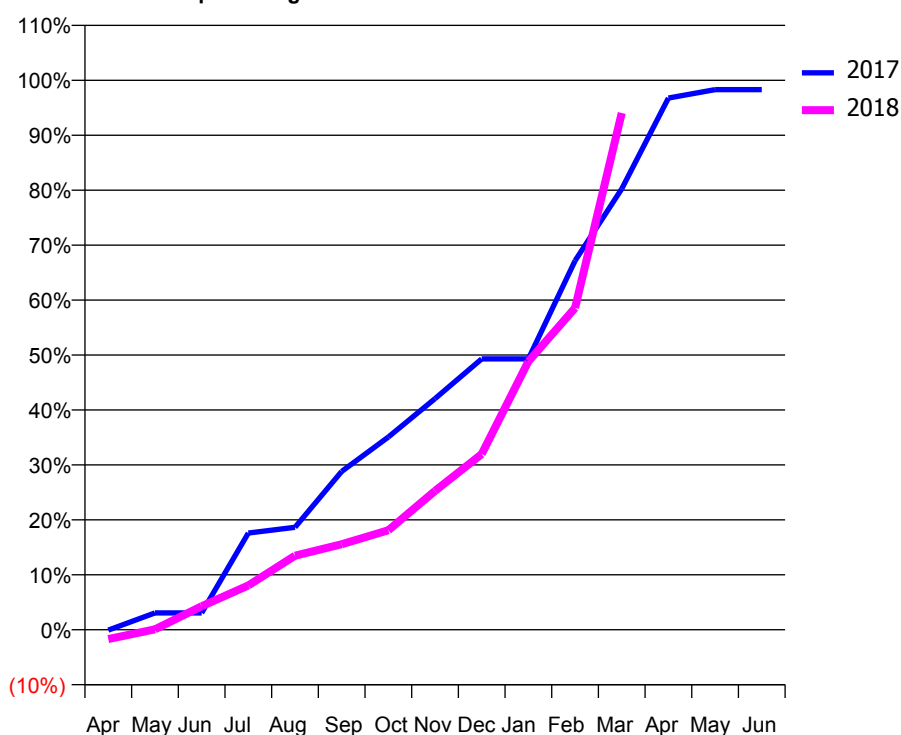
Q62 - Vital Signs Orthodontic At a Glance Contract Report for 925152/0003 - March 2018

Name or company name	MR GP MANCINI	17/18 Contracted general activity (UDA)	0
Contract type name	PDS Contract	Carry forward general activity (UDA)	0
Purpose of contract	Orthodontic	17/18 Contracted orthodontic activity (UOA)	4,146
Contract start date	01/04/2006	Carry forward orthodontic activity (UOA)	71
Contract end date	31/03/2019	Baseline contract value	£271,923.19

ACCESS	Contract	England and Wales
24 month ratio of assessments to patient IDs	1.01	1.04

ACTIVITY	Contract
Contract assess and fit appliances (case starts) as a percentage of Area Team case starts	3.6 %

Cumulative percentage of contracted UOA delivered 2017 & 2018



Month	Adjusted Scheduled Activity (UOA)		
	2016	2017	2018
April	-3	-4	-71
May	207	127	4
June	257	127	178
July	965	730	335
August	1,138	773	559
September	1,138	1,195	645
October	1,513	1,454	751
November	1,978	1,744	1,048
December	2,220	2,044	1,326
January	2,389	2,044	2,025
February	2,883	2,784	2,428
March	3,290	3,327	3,899
April	4,057	4,012	
May	4,142	4,075	
June	4,142	4,075	

QUALITY (rolling 12 month period)

	Contract Quantity	Contract Base Number	Contract *	Area Team	Region	England
% of all assessments that were assess and fit appliances (case starts)	230	289	79.6%	74.3%	59.9%	60.1%
% of all assessments that were assess and refuse	5	289	1.7%	10.1%	13.8%	11.3%
% of all assessments that were assess and review	54	289	18.7%	15.7%	26.3%	28.6%
% of case starts with a reported IOTN of 3 and Aesthetic Component of 5 or below	0	230	N/A	0.3%	0.1%	0.1%
% of case starts with a reported IOTN of 3 and Aesthetic Component of 6 or above	12	230	5.2%	6.3%	5.7%	4.1%
% of case starts with a reported IOTN of 4	162	230	70.4%	76.1%	79.2%	77.7%
% of case starts with a reported IOTN of 5	55	230	23.9%	15.4%	13.9%	16.8 %
% of concluded courses in receipt of dual-arch fixed appliances	0	140	N/A	79.5%	78.6%	73.8%
% of concluded courses where treatment was abandoned or discontinued	2	140	1.4%	5.3%	5.5%	7.0%
% of patients satisfied with the treatment they have received	4	6	66.7%	90.6%	94.2%	96.0%

* Figures in italics indicate that the base number is less than 100.

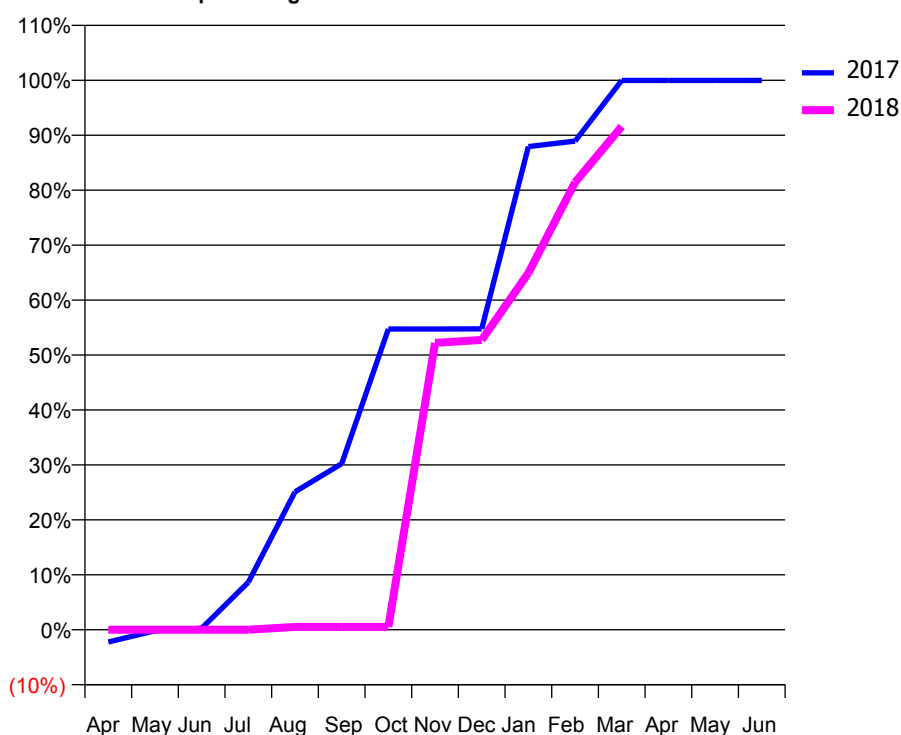
Q62 - Vital Signs Orthodontic At a Glance Contract Report for 925152/0005 - March 2018

Name or company name	MR GP MANCINI	17/18 Contracted general activity (UDA)	0
Contract type name	PDS Contract	Carry forward general activity (UDA)	0
Purpose of contract	Orthodontic	17/18 Contracted orthodontic activity (UOA)	4,140
Contract start date	01/04/2006	Carry forward orthodontic activity (UOA)	1
Contract end date	31/03/2019	Baseline contract value	£271,503.47

ACCESS	Contract	England and Wales
24 month ratio of assessments to patient IDs	1.00	1.04

ACTIVITY	Contract
Contract assess and fit appliances (case starts) as a percentage of Area Team case starts	2.9 %

Cumulative percentage of contracted UOA delivered 2017 & 2018



Month	Adjusted Scheduled Activity (UOA)		
	2016	2017	2018
April	-57	-93	-1
May	201	-9	-1
June	201	12	-1
July	771	358	-1
August	1,245	1,039	22
September	1,245	1,251	22
October	1,245	2,266	22
November	2,168	2,266	2,162
December	2,169	2,267	2,184
January	2,169	3,640	2,688
February	3,108	3,682	3,371
March	3,732	4,139	3,792
April	4,047	4,139	
May	4,047	4,139	
June	4,047	4,139	

QUALITY (rolling 12 month period)	Contract Quantity	Contract Base Number	Contract *	Area Team	Region	England
% of all assessments that were assess and fit appliances (case starts)	184	238	77.3%	74.3%	59.9%	60.1%
% of all assessments that were assess and refuse	4	238	1.7%	10.1%	13.8%	11.3%
% of all assessments that were assess and review	50	238	21.0%	15.7%	26.3%	28.6%
% of case starts with a reported IOTN of 3 and Aesthetic Component of 5 or below	0	184	N/A	0.3%	0.1%	0.1%
% of case starts with a reported IOTN of 3 and Aesthetic Component of 6 or above	7	184	3.8%	6.3%	5.7%	4.1%
% of case starts with a reported IOTN of 4	139	184	75.5%	76.1%	79.2%	77.7%
% of case starts with a reported IOTN of 5	38	184	20.7%	15.4%	13.9%	16.8 %
% of concluded courses in receipt of dual-arch fixed appliances	148	156	94.9%	79.5%	78.6%	73.8%
% of concluded courses where treatment was abandoned or discontinued	6	156	3.8%	5.3%	5.5%	7.0%
% of patients satisfied with the treatment they have received	2	2	100.0%	90.6%	94.2%	96.0%

* Figures in italics indicate that the base number is less than 100.

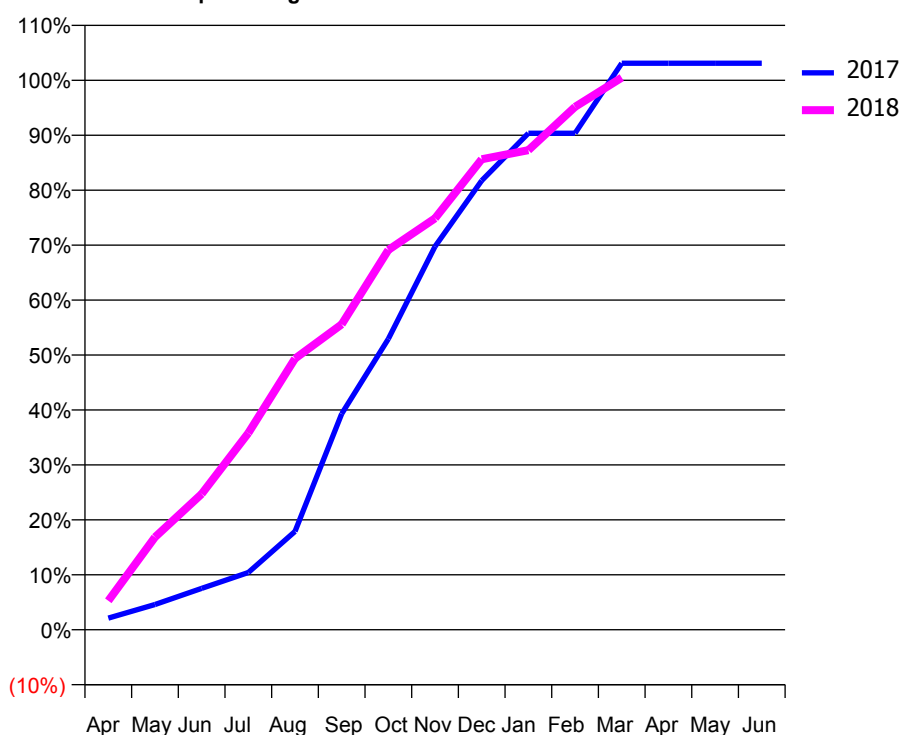
Q62 - Vital Signs Orthodontic At a Glance Contract Report for 959847/0001 - March 2018

Name or company name	MR AY LAM	17/18 Contracted general activity (UDA)	0
Contract type name	PDS Contract	Carry forward general activity (UDA)	0
Purpose of contract	Orthodontic	17/18 Contracted orthodontic activity (UOA)	5,116
Contract start date	01/10/2008	Carry forward orthodontic activity (UOA)	-102
Contract end date	31/03/2019	Baseline contract value	£329,865.80

ACCESS	Contract	England and Wales
24 month ratio of assessments to patient IDs	1.01	1.04

ACTIVITY	Contract
Contract assess and fit appliances (case starts) as a percentage of Area Team case starts	3.8 %

Cumulative percentage of contracted UOA delivered 2017 & 2018



Month	Adjusted Scheduled Activity (UOA)		
	2016	2017	2018
April	186	109	270
May	585	235	862
June	858	386	1,265
July	1,383	533	1,832
August	2,164	915	2,525
September	2,630	2,011	2,844
October	3,180	2,708	3,537
November	4,066	3,569	3,831
December	4,591	4,182	4,381
January	4,700	4,623	4,465
February	4,952	4,623	4,868
March	5,183	5,274	5,141
April	5,183	5,274	
May	5,183	5,274	
June	5,183	5,274	

QUALITY (rolling 12 month period)

	Contract Quantity	Contract Base Number	Contract *	Area Team	Region	England
% of all assessments that were assess and fit appliances (case starts)	245	245	100.0%	74.3%	59.9%	60.1%
% of all assessments that were assess and refuse	0	245	0.0%	10.1%	13.8%	11.3%
% of all assessments that were assess and review	0	245	0.0%	15.7%	26.3%	28.6%
% of case starts with a reported IOTN of 3 and Aesthetic Component of 5 or below	0	245	N/A	0.3%	0.1%	0.1%
% of case starts with a reported IOTN of 3 and Aesthetic Component of 6 or above	11	245	4.5%	6.3%	5.7%	4.1%
% of case starts with a reported IOTN of 4	181	245	73.9%	76.1%	79.2%	77.7%
% of case starts with a reported IOTN of 5	53	245	21.6%	15.4%	13.9%	16.8 %
% of concluded courses in receipt of dual-arch fixed appliances	219	251	87.3%	79.5%	78.6%	73.8%
% of concluded courses where treatment was abandoned or discontinued	20	251	8.0%	5.3%	5.5%	7.0%
% of patients satisfied with the treatment they have received	5	5	100.0%	90.6%	94.2%	96.0%

* Figures in italics indicate that the base number is less than 100.

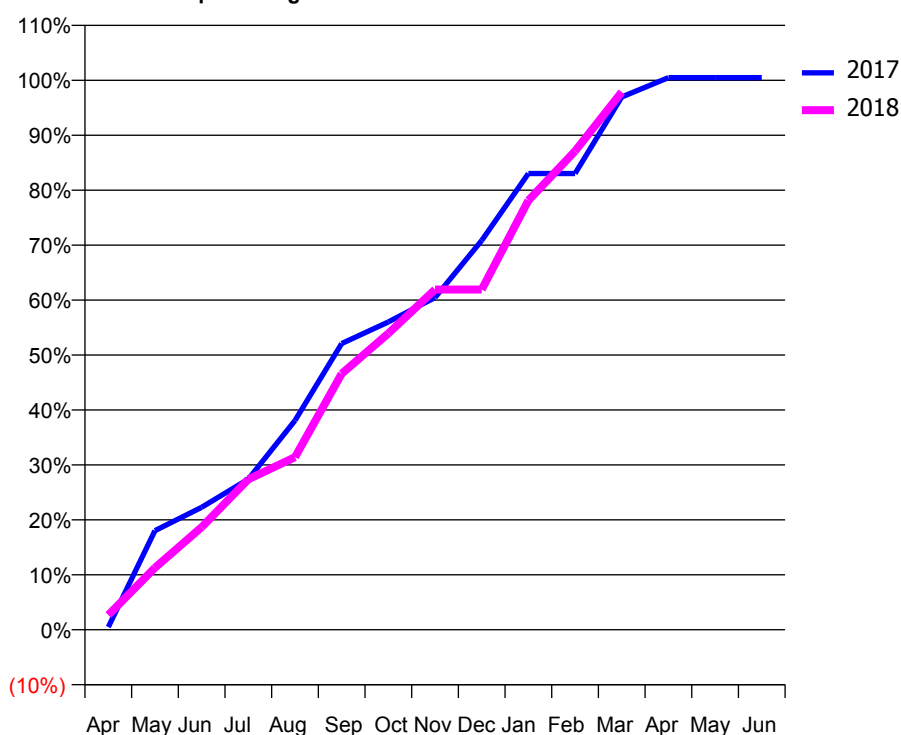
Q63 - Vital Signs Orthodontic At a Glance Contract Report for 111732/0001 - March 2018

Name or company name	Richmond Hill Orthodontics Ltd	17/18 Contracted general activity (UDA)	0
Contract type name	PDS Contract	Carry forward general activity (UDA)	0
Purpose of contract	Orthodontic	17/18 Contracted orthodontic activity (UOA)	7,813
Contract start date	31/10/2014	Carry forward orthodontic activity (UOA)	-38
Contract end date	31/03/2019	Baseline contract value	£514,064.38

ACCESS	Contract	England and Wales
24 month ratio of assessments to patient IDs	1.00	1.04

ACTIVITY	Contract
Contract assess and fit appliances (case starts) as a percentage of Area Team case starts	3.9 %

Cumulative percentage of contracted UOA delivered 2017 & 2018



Month	Adjusted Scheduled Activity (UOA)		
	2016	2017	2018
April	125	38	210
May	633	1,410	882
June	1,006	1,741	1,459
July	1,994	2,141	2,139
August	2,280	2,975	2,454
September	2,680	4,069	3,642
October	3,164	4,376	4,213
November	3,510	4,724	4,838
December	4,071	5,535	4,838
January	5,118	6,488	6,104
February	7,229	6,488	6,805
March	7,648	7,575	7,645
April	7,786	7,851	
May	7,849	7,851	
June	7,851	7,851	

QUALITY (rolling 12 month period)

	Contract Quantity	Contract Base Number	Contract *	Area Team	Region	England
% of all assessments that were assess and fit appliances (case starts)	388	408	95.1%	55.4%	59.9%	60.1%
% of all assessments that were assess and refuse	11	408	2.7%	13.0%	13.8%	11.3%
% of all assessments that were assess and review	9	408	2.2%	31.7%	26.3%	28.6%
% of case starts with a reported IOTN of 3 and Aesthetic Component of 5 or below	0	388	N/A	0.2%	0.1%	0.1%
% of case starts with a reported IOTN of 3 and Aesthetic Component of 6 or above	9	388	2.3%	5.7%	5.7%	4.1%
% of case starts with a reported IOTN of 4	342	388	88.1%	79.8%	79.2%	77.7%
% of case starts with a reported IOTN of 5	37	388	9.5%	13.2%	13.9%	16.8 %
% of concluded courses in receipt of dual-arch fixed appliances	0	435	N/A	72.2%	78.6%	73.8%
% of concluded courses where treatment was abandoned or discontinued	15	435	3.4%	5.6%	5.5%	7.0%
% of patients satisfied with the treatment they have received	9	9	100.0%	95.4%	94.2%	96.0%

* Figures in italics indicate that the base number is less than 100.

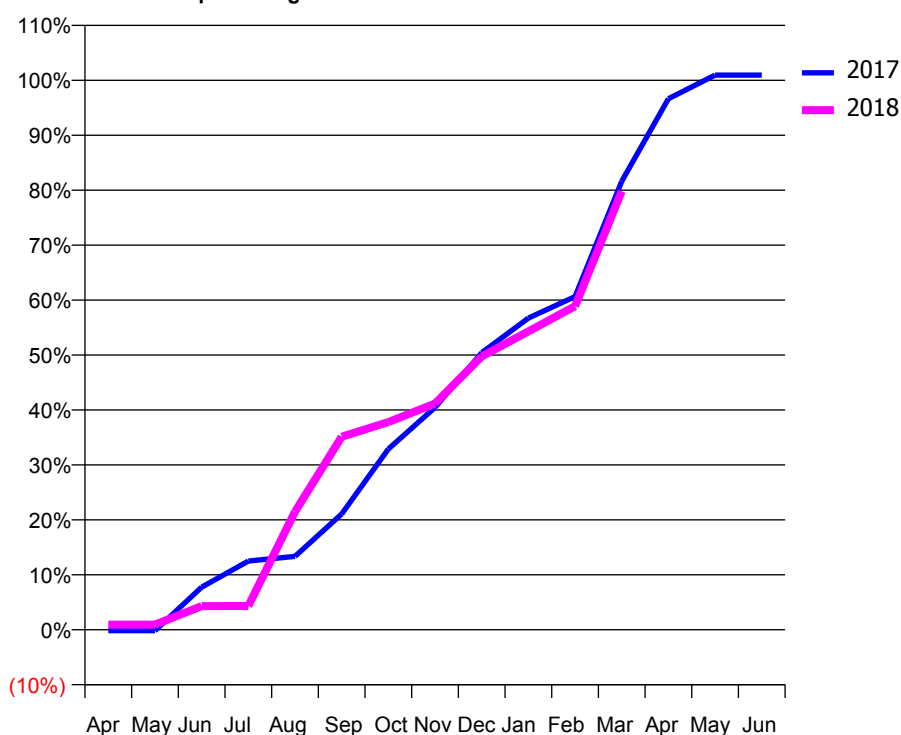
Q63 - Vital Signs Orthodontic At a Glance Contract Report for 115681/0002 - March 2018

Name or company name	Bateman, Knight & McConnell	17/18 Contracted general activity (UDA)	0
Contract type name	PDS Contract	Carry forward general activity (UDA)	0
Purpose of contract	Orthodontic	17/18 Contracted orthodontic activity (UOA)	3,638
Contract start date	01/04/2011	Carry forward orthodontic activity (UOA)	-34
Contract end date	31/03/2019	Baseline contract value	£244,225.27

ACCESS	Contract	England and Wales
24 month ratio of assessments to patient IDs	1.01	1.04

ACTIVITY	Contract
Contract assess and fit appliances (case starts) as a percentage of Area Team case starts	1.6 %

Cumulative percentage of contracted UOA delivered 2017 & 2018



Month	Adjusted Scheduled Activity (UOA)		
	2016	2017	2018
April	32	-7	34
May	32	-7	34
June	452	282	157
July	596	455	158
August	901	486	782
September	999	767	1,278
October	1,323	1,197	1,375
November	1,865	1,472	1,498
December	1,865	1,834	1,810
January	2,384	2,064	1,976
February	2,840	2,206	2,143
March	3,074	2,969	2,904
April	3,502	3,516	
May	3,608	3,672	
June	3,631	3,672	

QUALITY (rolling 12 month period)

	Contract Quantity	Contract Base Number	Contract *	Area Team	Region	England
% of all assessments that were assess and fit appliances (case starts)	159	402	39.6%	55.4%	59.9%	60.1%
% of all assessments that were assess and refuse	26	402	6.5%	13.0%	13.8%	11.3%
% of all assessments that were assess and review	217	402	54.0%	31.7%	26.3%	28.6%
% of case starts with a reported IOTN of 3 and Aesthetic Component of 5 or below	0	159	N/A	0.2%	0.1%	0.1%
% of case starts with a reported IOTN of 3 and Aesthetic Component of 6 or above	25	159	15.7%	5.7%	5.7%	4.1%
% of case starts with a reported IOTN of 4	116	159	73.0%	79.8%	79.2%	77.7%
% of case starts with a reported IOTN of 5	13	159	8.2%	13.2%	13.9%	16.8 %
% of concluded courses in receipt of dual-arch fixed appliances	123	150	82.0%	72.2%	78.6%	73.8%
% of concluded courses where treatment was abandoned or discontinued	4	150	2.7%	5.6%	5.5%	7.0%
% of patients satisfied with the treatment they have received	6	6	100.0%	95.4%	94.2%	96.0%

* Figures in italics indicate that the base number is less than 100.

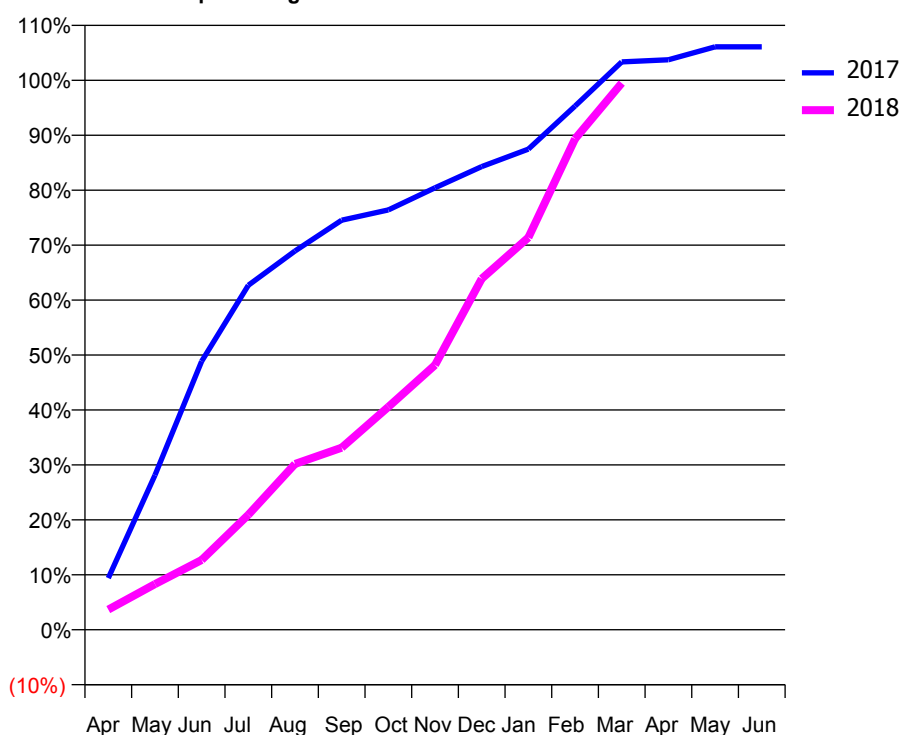
Q63 - Vital Signs Orthodontic At a Glance Contract Report for 117323/0001 - March 2018

Name or company name	Wimbledon Orthodontic Practice	17/18 Contracted general activity (UDA)	0
Contract type name	PDS Contract	Carry forward general activity (UDA)	0
Purpose of contract	Orthodontic	17/18 Contracted orthodontic activity (UOA)	6,406
Contract start date	28/02/2008	Carry forward orthodontic activity (UOA)	-128
Contract end date	31/03/2019	Baseline contract value	£431,453.69

ACCESS	Contract	England and Wales
24 month ratio of assessments to patient IDs	1.00	1.04

ACTIVITY	Contract
Contract assess and fit appliances (case starts) as a percentage of Area Team case starts	3.2 %

Cumulative percentage of contracted UOA delivered 2017 & 2018



Month	Adjusted Scheduled Activity (UOA)		
	2016	2017	2018
April	95	603	235
May	536	1,803	533
June	872	3,130	814
July	1,369	4,016	1,341
August	1,499	4,415	1,933
September	1,927	4,774	2,122
October	2,726	4,895	2,598
November	3,704	5,153	3,087
December	4,434	5,399	4,093
January	4,784	5,603	4,573
February	5,914	6,105	5,723
March	6,376	6,620	6,373
April	6,418	6,645	
May	6,418	6,795	
June	6,463	6,795	

QUALITY (rolling 12 month period)

	Contract Quantity	Contract Base Number	Contract *	Area Team	Region	England
% of all assessments that were assess and fit appliances (case starts)	322	528	61.0%	55.4%	59.9%	60.1%
% of all assessments that were assess and refuse	83	528	15.7%	13.0%	13.8%	11.3%
% of all assessments that were assess and review	123	528	23.3%	31.7%	26.3%	28.6%
% of case starts with a reported IOTN of 3 and Aesthetic Component of 5 or below	0	322	N/A	0.2%	0.1%	0.1%
% of case starts with a reported IOTN of 3 and Aesthetic Component of 6 or above	7	322	2.2%	5.7%	5.7%	4.1%
% of case starts with a reported IOTN of 4	288	322	89.4%	79.8%	79.2%	77.7%
% of case starts with a reported IOTN of 5	27	322	8.4%	13.2%	13.9%	16.8 %
% of concluded courses in receipt of dual-arch fixed appliances	233	310	75.2%	72.2%	78.6%	73.8%
% of concluded courses where treatment was abandoned or discontinued	31	310	10.0%	5.6%	5.5%	7.0%
% of patients satisfied with the treatment they have received	16	16	100.0%	95.4%	94.2%	96.0%

* Figures in italics indicate that the base number is less than 100.

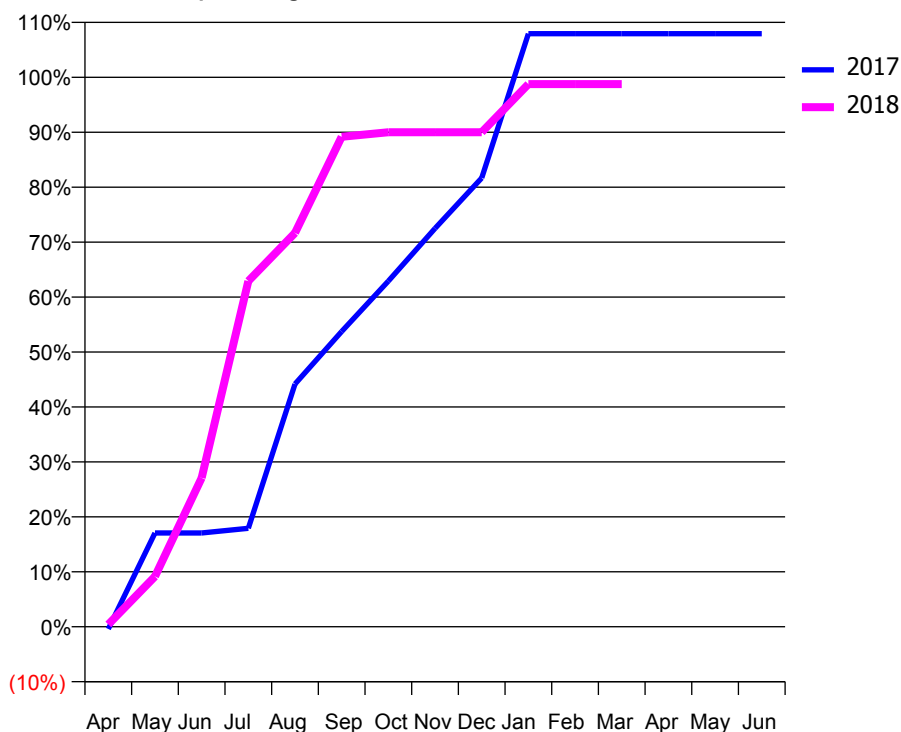
Q63 - Vital Signs Orthodontic At a Glance Contract Report for 117471/0001 - March 2018

Name or company name	Summerstown Dental Centre Limited	17/18 Contracted general activity (UDA)	11,000
Contract type name	Pilot Contract	Carry forward general activity (UDA)	0
Purpose of contract	General and Orthodontic	17/18 Contracted orthodontic activity (UOA)	240
Contract start date	01/06/2010	Carry forward orthodontic activity (UOA)	0
Contract end date		Baseline contract value	£339,572.22

ACCESS	Contract	England and Wales
24 month ratio of assessments to patient IDs	1.00	1.04

ACTIVITY	Contract
Contract assess and fit appliances (case starts) as a percentage of Area Team case starts	0.1 %

Cumulative percentage of contracted UOA delivered 2017 & 2018



Month	Adjusted Scheduled Activity (UOA)		
	2016	2017	2018
April	0	-1	1
May	21	41	22
June	42	41	65
July	148	43	151
August	169	106	172
September	190	129	214
October	190	151	216
November	212	174	216
December	213	196	216
January	213	259	237
February	213	259	237
March	214	259	237
April	239	259	
May	239	259	
June	239	259	

QUALITY (rolling 12 month period)

	Contract Quantity	Contract Base Number	Contract *	Area Team	Region	England
% of all assessments that were assess and fit appliances (case starts)	11	17	64.7%	55.4%	59.9%	60.1%
% of all assessments that were assess and refuse	1	17	5.9%	13.0%	13.8%	11.3%
% of all assessments that were assess and review	5	17	29.4%	31.7%	26.3%	28.6%
% of case starts with a reported IOTN of 3 and Aesthetic Component of 5 or below	0	11	N/A	0.2%	0.1%	0.1%
% of case starts with a reported IOTN of 3 and Aesthetic Component of 6 or above	0	11	N/A	5.7%	5.7%	4.1%
% of case starts with a reported IOTN of 4	11	11	100.0%	79.8%	79.2%	77.7%
% of case starts with a reported IOTN of 5	0	11	N/A	13.2%	13.9%	16.8 %
% of concluded courses in receipt of dual-arch fixed appliances	0	10	N/A	72.2%	78.6%	73.8%
% of concluded courses where treatment was abandoned or discontinued	0	10	0.0%	5.6%	5.5%	7.0%
% of patients satisfied with the treatment they have received	1	1	100.0%	95.4%	94.2%	96.0%

* Figures in italics indicate that the base number is less than 100.

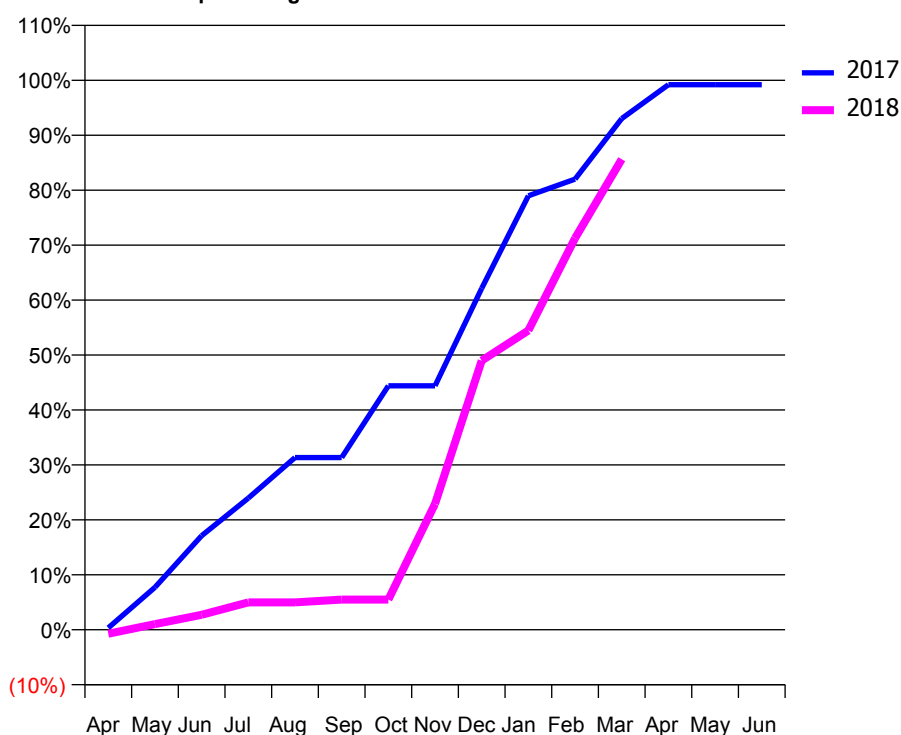
Q63 - Vital Signs Orthodontic At a Glance Contract Report for 119644/0001 - March 2018

Name or company name	Perfect Smile Associates Limited	17/18 Contracted general activity (UDA)	15,740
Contract type name	GDS Contract	Carry forward general activity (UDA)	482
Purpose of contract	General and Orthodontic	17/18 Contracted orthodontic activity (UOA)	4,000
Contract start date	17/05/2011	Carry forward orthodontic activity (UOA)	32
Contract end date		Baseline contract value	£737,400.94

ACCESS	Contract	England and Wales
24 month ratio of assessments to patient IDs	1.04	1.04

ACTIVITY	Contract
Contract assess and fit appliances (case starts) as a percentage of Area Team case starts	1.8 %

Cumulative percentage of contracted UOA delivered 2017 & 2018



Month	Adjusted Scheduled Activity (UOA)		
	2016	2017	2018
April	-30	14	-30
May	127	309	41
June	371	685	109
July	773	959	199
August	974	1,254	199
September	1,293	1,254	220
October	1,550	1,776	220
November	2,090	1,776	917
December	2,602	2,485	1,959
January	2,749	3,159	2,179
February	2,993	3,280	2,850
March	3,282	3,721	3,425
April	4,014	3,968	
May	4,014	3,968	
June	4,014	3,968	

QUALITY (rolling 12 month period)

	Contract Quantity	Contract Base Number	Contract *	Area Team	Region	England
% of all assessments that were assess and fit appliances (case starts)	180	473	38.1%	55.4%	59.9%	60.1%
% of all assessments that were assess and refuse	122	473	25.8%	13.0%	13.8%	11.3%
% of all assessments that were assess and review	171	473	36.2%	31.7%	26.3%	28.6%
% of case starts with a reported IOTN of 3 and Aesthetic Component of 5 or below	1	180	0.6%	0.2%	0.1%	0.1%
% of case starts with a reported IOTN of 3 and Aesthetic Component of 6 or above	1	180	0.6%	5.7%	5.7%	4.1%
% of case starts with a reported IOTN of 4	167	180	92.8%	79.8%	79.2%	77.7%
% of case starts with a reported IOTN of 5	10	180	5.6%	13.2%	13.9%	16.8 %
% of concluded courses in receipt of dual-arch fixed appliances	7	16	43.8%	72.2%	78.6%	73.8%
% of concluded courses where treatment was abandoned or discontinued	0	16	0.0%	5.6%	5.5%	7.0%
% of patients satisfied with the treatment they have received	3	4	75.0%	95.4%	94.2%	96.0%

* Figures in italics indicate that the base number is less than 100.

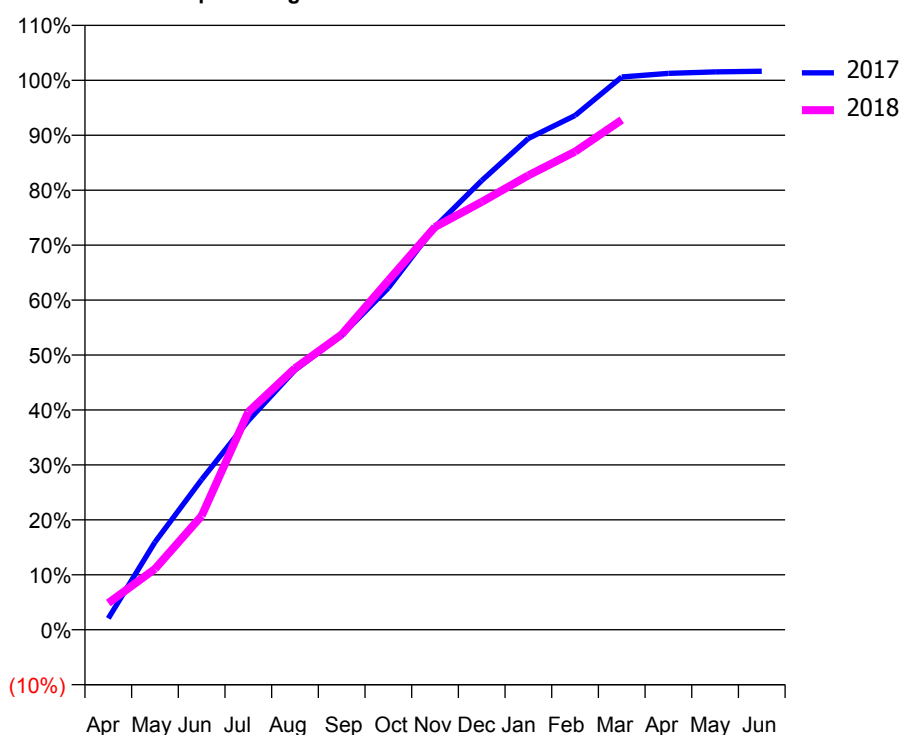
Q63 - Vital Signs Orthodontic At a Glance Contract Report for 120820/0001 - March 2018

Name or company name	Sutton Orthodontic Practice	17/18 Contracted general activity (UDA)	0
Contract type name	PDS Contract	Carry forward general activity (UDA)	0
Purpose of contract	Orthodontic	17/18 Contracted orthodontic activity (UOA)	15,545
Contract start date	01/04/2006	Carry forward orthodontic activity (UOA)	-257
Contract end date	31/03/2019	Baseline contract value	£1,046,427.25

ACCESS	Contract	England and Wales
24 month ratio of assessments to patient IDs	1.00	1.04

ACTIVITY	Contract
Contract assess and fit appliances (case starts) as a percentage of Area Team case starts	6.9 %

Cumulative percentage of contracted UOA delivered 2017 & 2018



Month	Adjusted Scheduled Activity (UOA)		
	2016	2017	2018
April	625	321	755
May	3,312	2,481	1,723
June	4,729	4,249	3,224
July	7,376	5,917	6,163
August	8,255	7,346	7,399
September	9,277	8,333	8,354
October	10,636	9,669	9,882
November	12,013	11,398	11,394
December	13,084	12,708	12,103
January	13,477	13,899	12,853
February	14,917	14,546	13,524
March	15,371	15,639	14,423
April	15,482	15,739	
May	15,551	15,781	
June	15,572	15,802	

QUALITY (rolling 12 month period)

	Contract Quantity	Contract Base Number	Contract *	Area Team	Region	England
% of all assessments that were assess and fit appliances (case starts)	687	953	72.1%	55.4%	59.9%	60.1%
% of all assessments that were assess and refuse	131	953	13.7%	13.0%	13.8%	11.3%
% of all assessments that were assess and review	135	953	14.2%	31.7%	26.3%	28.6%
% of case starts with a reported IOTN of 3 and Aesthetic Component of 5 or below	1	687	0.1%	0.2%	0.1%	0.1%
% of case starts with a reported IOTN of 3 and Aesthetic Component of 6 or above	11	687	1.6%	5.7%	5.7%	4.1%
% of case starts with a reported IOTN of 4	550	687	80.1%	79.8%	79.2%	77.7%
% of case starts with a reported IOTN of 5	120	687	17.5%	13.2%	13.9%	16.8 %
% of concluded courses in receipt of dual-arch fixed appliances	530	646	82.0%	72.2%	78.6%	73.8%
% of concluded courses where treatment was abandoned or discontinued	23	646	3.6%	5.6%	5.5%	7.0%
% of patients satisfied with the treatment they have received	25	26	96.2%	95.4%	94.2%	96.0%

* Figures in italics indicate that the base number is less than 100.

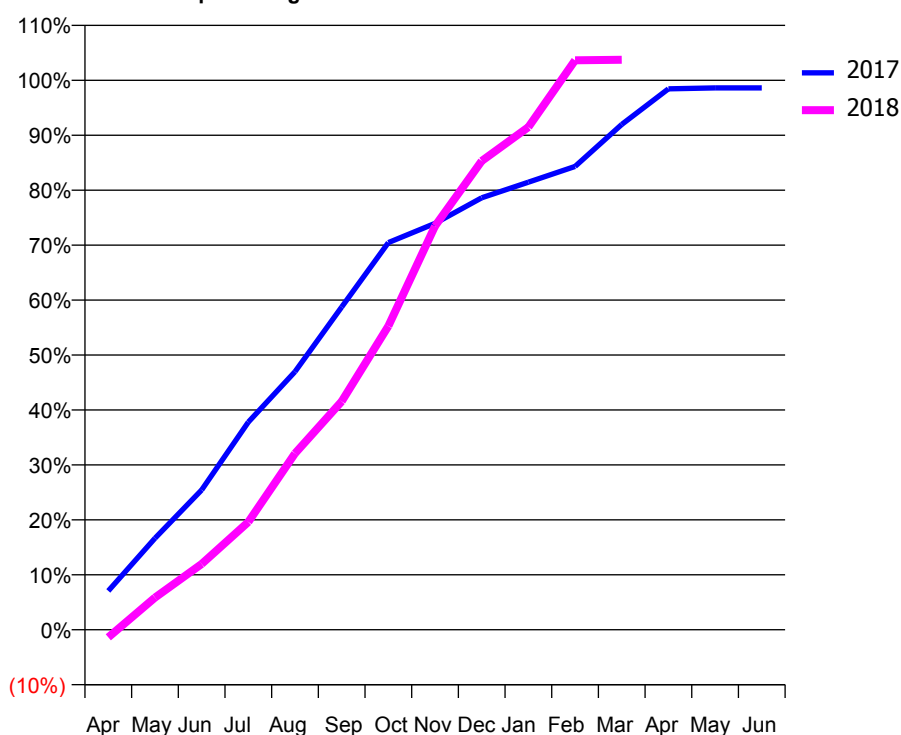
Q63 - Vital Signs Orthodontic At a Glance Contract Report for 121401/0001 - March 2018

Name or company name	Namta Ltd	17/18 Contracted general activity (UDA)	0
Contract type name	PDS Contract	Carry forward general activity (UDA)	0
Purpose of contract	Orthodontic	17/18 Contracted orthodontic activity (UOA)	12,950
Contract start date	01/04/2011	Carry forward orthodontic activity (UOA)	181
Contract end date	31/03/2019	Baseline contract value	£850,234.13

ACCESS	Contract	England and Wales
24 month ratio of assessments to patient IDs	1.00	1.04

ACTIVITY	Contract
Contract assess and fit appliances (case starts) as a percentage of Area Team case starts	6.9 %

Cumulative percentage of contracted UOA delivered 2017 & 2018



Month	Adjusted Scheduled Activity (UOA)		
	2016	2017	2018
April	438	916	-180
May	2,955	2,157	759
June	4,036	3,296	1,551
July	5,922	4,893	2,542
August	7,624	6,082	4,155
September	9,688	7,606	5,382
October	11,018	9,126	7,157
November	12,100	9,578	9,514
December	12,659	10,180	11,047
January	12,965	10,549	11,845
February	13,190	10,920	13,420
March	13,319	11,909	13,434
April	13,352	12,748	
May	13,503	12,769	
June	13,220	12,769	

QUALITY (rolling 12 month period)

	Contract Quantity	Contract Base Number	Contract *	Area Team	Region	England
% of all assessments that were assess and fit appliances (case starts)	683	968	70.6%	55.4%	59.9%	60.1%
% of all assessments that were assess and refuse	84	968	8.7%	13.0%	13.8%	11.3%
% of all assessments that were assess and review	201	968	20.8%	31.7%	26.3%	28.6%
% of case starts with a reported IOTN of 3 and Aesthetic Component of 5 or below	0	683	N/A	0.2%	0.1%	0.1%
% of case starts with a reported IOTN of 3 and Aesthetic Component of 6 or above	57	683	8.3%	5.7%	5.7%	4.1%
% of case starts with a reported IOTN of 4	547	683	80.1%	79.8%	79.2%	77.7%
% of case starts with a reported IOTN of 5	76	683	11.1%	13.2%	13.9%	16.8 %
% of concluded courses in receipt of dual-arch fixed appliances	633	677	93.5%	72.2%	78.6%	73.8%
% of concluded courses where treatment was abandoned or discontinued	25	677	3.7%	5.6%	5.5%	7.0%
% of patients satisfied with the treatment they have received	19	23	82.6%	95.4%	94.2%	96.0%

* Figures in italics indicate that the base number is less than 100.

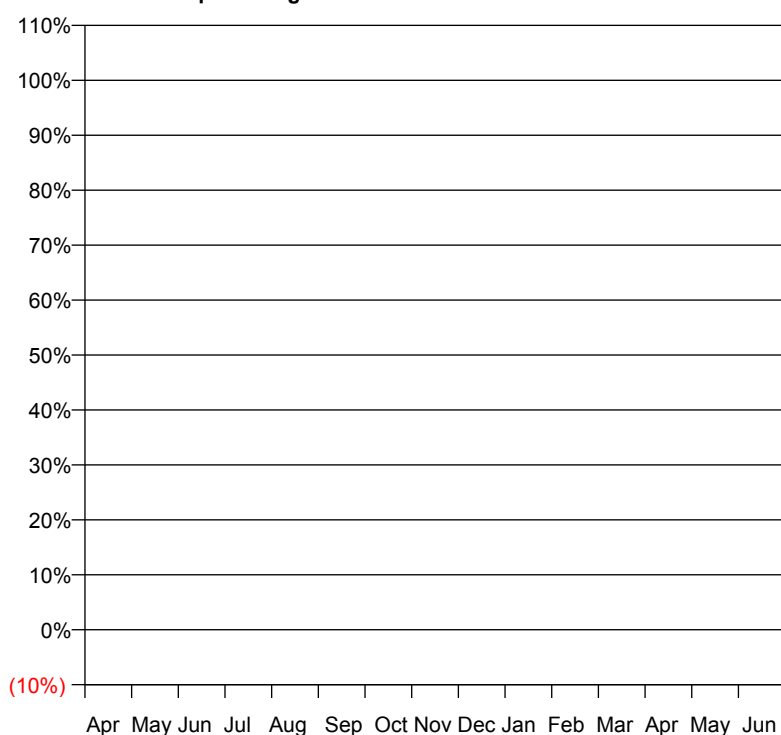
Q63 - Vital Signs Orthodontic At a Glance Contract Report for 125180/0001 - March 2018

Name or company name	Haynes Dental Ltd	17/18 Contracted general activity (UDA)	2,430
Contract type name	GDS Contract	Carry forward general activity (UDA)	-4
Purpose of contract	General	17/18 Contracted orthodontic activity (UOA)	0
Contract start date	01/04/2012	Carry forward orthodontic activity (UOA)	0
Contract end date		Baseline contract value	£58,173.12

ACCESS	Contract	England and Wales
24 month ratio of assessments to patient IDs	1.00	1.04

ACTIVITY	Contract
Contract assess and fit appliances (case starts) as a percentage of Area Team case starts	0.0 %

Cumulative percentage of contracted UOA delivered 2017 & 2018



— 2017
— 2018

Month	Adjusted Scheduled Activity (UOA)		
	2016	2017	2018
April	0	0	0
May	0	0	1
June	0	0	1
July	0	0	1
August	0	0	1
September	0	0	1
October	0	0	1
November	0	0	1
December	0	0	1
January	0	0	1
February	0	0	1
March	0	0	1
April	0	0	
May	0	0	
June	0	0	

QUALITY (rolling 12 month period)

	Contract Quantity	Contract Base Number	Contract *	Area Team	Region	England
% of all assessments that were assess and fit appliances (case starts)	0	1	0.0%	55.4%	59.9%	60.1%
% of all assessments that were assess and refuse	0	1	0.0%	13.0%	13.8%	11.3%
% of all assessments that were assess and review	1	1	100.0%	31.7%	26.3%	28.6%
% of case starts with a reported IOTN of 3 and Aesthetic Component of 5 or below	0	0	N/A	0.2%	0.1%	0.1%
% of case starts with a reported IOTN of 3 and Aesthetic Component of 6 or above	0	0	N/A	5.7%	5.7%	4.1%
% of case starts with a reported IOTN of 4	0	0	N/A	79.8%	79.2%	77.7%
% of case starts with a reported IOTN of 5	0	0	N/A	13.2%	13.9%	16.8 %
% of concluded courses in receipt of dual-arch fixed appliances	0	0	N/A	72.2%	78.6%	73.8%
% of concluded courses where treatment was abandoned or discontinued	0	0	N/A	5.6%	5.5%	7.0%
% of patients satisfied with the treatment they have received	0	0	N/A	95.4%	94.2%	96.0%

* Figures in italics indicate that the base number is less than 100.

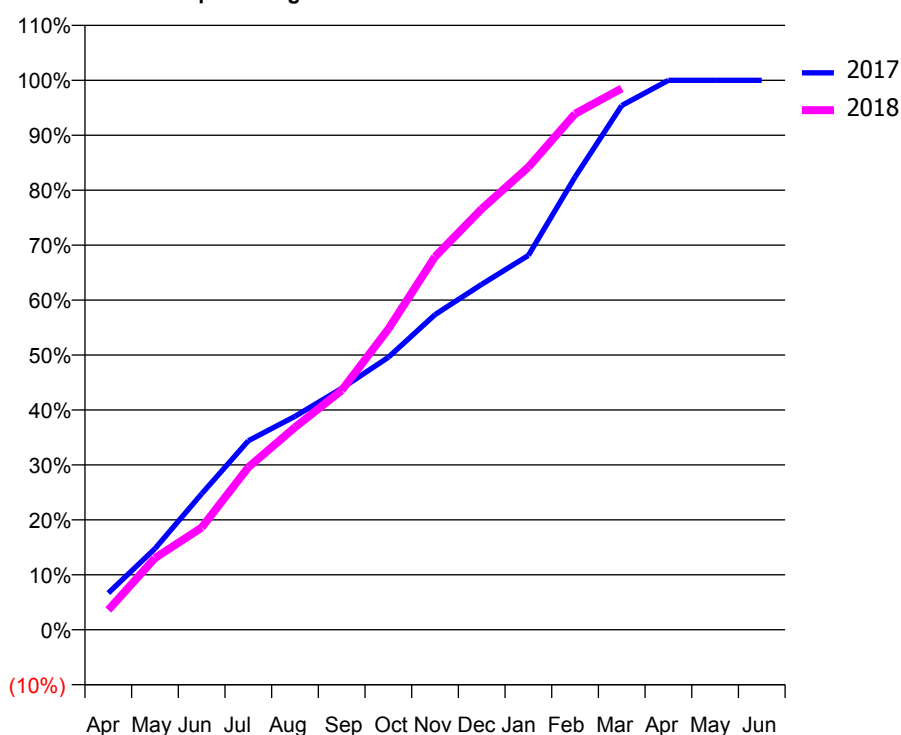
Q63 - Vital Signs Orthodontic At a Glance Contract Report for 125423/0001 - March 2018

Name or company name	Chapel Road Orthodontics Limited	17/18 Contracted general activity (UDA)	0
Contract type name	PDS Contract	Carry forward general activity (UDA)	0
Purpose of contract	Orthodontic	17/18 Contracted orthodontic activity (UOA)	14,528
Contract start date	01/08/2009	Carry forward orthodontic activity (UOA)	0
Contract end date	31/03/2019	Baseline contract value	£998,563.28

ACCESS	Contract	England and Wales
24 month ratio of assessments to patient IDs	1.16	1.04

ACTIVITY	Contract
Contract assess and fit appliances (case starts) as a percentage of Area Team case starts	6.9 %

Cumulative percentage of contracted UOA delivered 2017 & 2018



Month	Adjusted Scheduled Activity (UOA)		
	2016	2017	2018
April	385	970	525
May	952	2,146	1,896
June	1,356	3,595	2,701
July	2,553	4,996	4,297
August	3,376	5,641	5,354
September	4,531	6,383	6,330
October	6,211	7,205	7,952
November	7,536	8,333	9,863
December	9,216	9,134	11,130
January	10,077	9,898	12,232
February	11,963	11,971	13,643
March	12,971	13,860	14,313
April	14,350	14,528	
May	14,532	14,528	
June	14,532	14,528	

QUALITY (rolling 12 month period)

	Contract Quantity	Contract Base Number	Contract *	Area Team	Region	England
% of all assessments that were assess and fit appliances (case starts)	682	1,376	49.6%	55.4%	59.9%	60.1%
% of all assessments that were assess and refuse	220	1,376	16.0%	13.0%	13.8%	11.3%
% of all assessments that were assess and review	474	1,376	34.4%	31.7%	26.3%	28.6%
% of case starts with a reported IOTN of 3 and Aesthetic Component of 5 or below	0	682	N/A	0.2%	0.1%	0.1%
% of case starts with a reported IOTN of 3 and Aesthetic Component of 6 or above	29	682	4.3%	5.7%	5.7%	4.1%
% of case starts with a reported IOTN of 4	630	682	92.4%	79.8%	79.2%	77.7%
% of case starts with a reported IOTN of 5	19	682	2.8%	13.2%	13.9%	16.8 %
% of concluded courses in receipt of dual-arch fixed appliances	487	590	82.5%	72.2%	78.6%	73.8%
% of concluded courses where treatment was abandoned or discontinued	16	590	2.7%	5.6%	5.5%	7.0%
% of patients satisfied with the treatment they have received	12	12	100.0%	95.4%	94.2%	96.0%

* Figures in italics indicate that the base number is less than 100.

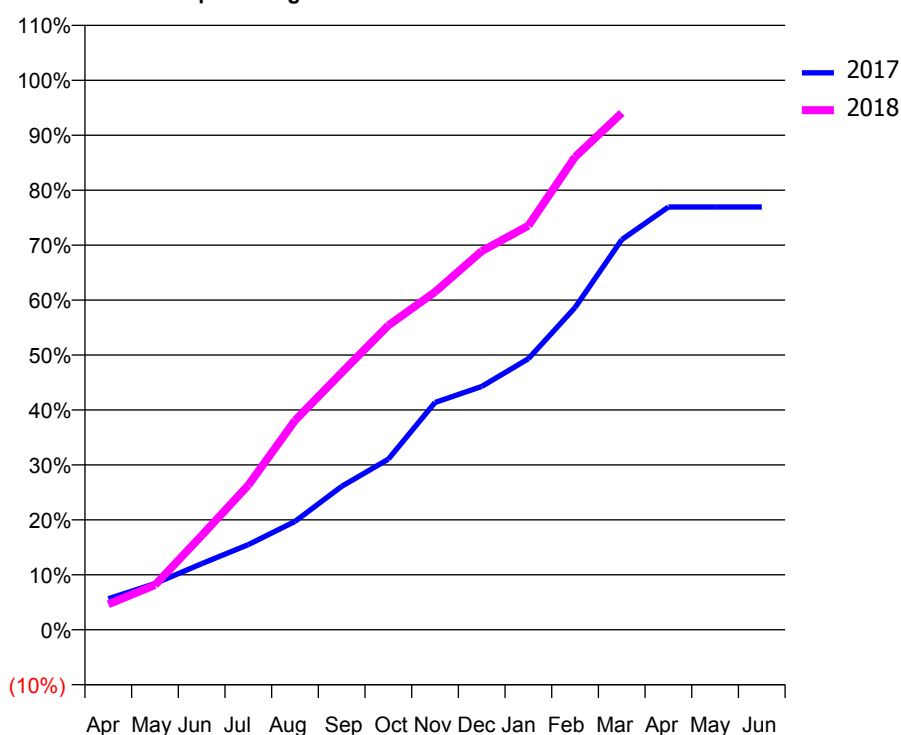
Q63 - Vital Signs Orthodontic At a Glance Contract Report for 141097/0001 - March 2018

Name or company name	Mr DJ Mehigan & Miss AM Peel	17/18 Contracted general activity (UDA)	14,962
Contract type name	GDS Contract	Carry forward general activity (UDA)	0
Purpose of contract	General and Orthodontic	17/18 Contracted orthodontic activity (UOA)	688
Contract start date	01/11/2006	Carry forward orthodontic activity (UOA)	0
Contract end date		Baseline contract value	£376,806.25

ACCESS	Contract	England and Wales
24 month ratio of assessments to patient IDs	1.48	1.04

ACTIVITY	Contract
Contract assess and fit appliances (case starts) as a percentage of Area Team case starts	0.1 %

Cumulative percentage of contracted UOA delivered 2017 & 2018



Month	Adjusted Scheduled Activity (UOA)		
	2016	2017	2018
April	4	39	32
May	72	58	56
June	122	83	118
July	167	107	181
August	235	136	262
September	321	180	322
October	351	214	381
November	442	285	423
December	471	305	474
January	553	339	506
February	614	403	592
March	701	488	647
April	718	529	
May	718	529	
June	718	529	

QUALITY (rolling 12 month period)

	Contract Quantity	Contract Base Number	Contract *	Area Team	Region	England
% of all assessments that were assess and fit appliances (case starts)	11	620	1.8%	55.4%	59.9%	60.1%
% of all assessments that were assess and refuse	10	620	1.6%	13.0%	13.8%	11.3%
% of all assessments that were assess and review	599	620	96.6%	31.7%	26.3%	28.6%
% of case starts with a reported IOTN of 3 and Aesthetic Component of 5 or below	0	11	<i>N/A</i>	0.2%	0.1%	0.1%
% of case starts with a reported IOTN of 3 and Aesthetic Component of 6 or above	0	11	<i>N/A</i>	5.7%	5.7%	4.1%
% of case starts with a reported IOTN of 4	9	11	<i>81.8%</i>	79.8%	79.2%	77.7%
% of case starts with a reported IOTN of 5	0	11	<i>N/A</i>	13.2%	13.9%	16.8 %
% of concluded courses in receipt of dual-arch fixed appliances	4	8	<i>50.0%</i>	72.2%	78.6%	73.8%
% of concluded courses where treatment was abandoned or discontinued	1	8	<i>12.5%</i>	5.6%	5.5%	7.0%
% of patients satisfied with the treatment they have received	1	1	<i>100.0%</i>	95.4%	94.2%	96.0%

* Figures in italics indicate that the base number is less than 100.

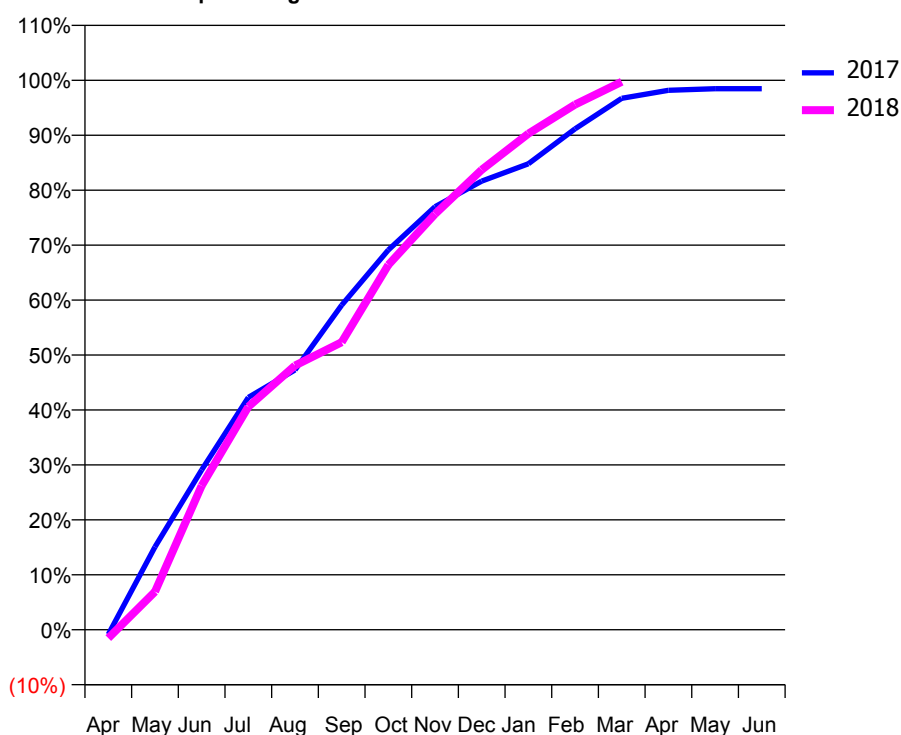
Q63 - Vital Signs Orthodontic At a Glance Contract Report for 146498/0001 - March 2018

Name or company name	The McDonogh Practice	17/18 Contracted general activity (UDA)	0
Contract type name	PDS Contract	Carry forward general activity (UDA)	0
Purpose of contract	Orthodontic	17/18 Contracted orthodontic activity (UOA)	29,821
Contract start date	01/04/2006	Carry forward orthodontic activity (UOA)	459
Contract end date	31/03/2019	Baseline contract value	£2,043,899.10

ACCESS	Contract	England and Wales
24 month ratio of assessments to patient IDs	1.02	1.04

ACTIVITY	Contract
Contract assess and fit appliances (case starts) as a percentage of Area Team case starts	14.7 %

Cumulative percentage of contracted UOA delivered 2017 & 2018



Month	Adjusted Scheduled Activity (UOA)		
	2016	2017	2018
April	4	-258	-459
May	2,675	4,498	2,066
June	5,854	8,671	7,819
July	9,709	12,608	12,106
August	12,094	14,098	14,343
September	14,600	17,620	15,606
October	17,251	20,616	19,800
November	19,892	22,961	22,560
December	22,354	24,348	24,961
January	23,746	25,286	26,924
February	25,722	27,182	28,503
March	28,175	28,841	29,742
April	29,298	29,275	
May	29,493	29,361	
June	29,547	29,362	

QUALITY (rolling 12 month period)

	Contract Quantity	Contract Base Number	Contract *	Area Team	Region	England
% of all assessments that were assess and fit appliances (case starts)	1,455	2,856	50.9%	55.4%	59.9%	60.1%
% of all assessments that were assess and refuse	453	2,856	15.9%	13.0%	13.8%	11.3%
% of all assessments that were assess and review	948	2,856	33.2%	31.7%	26.3%	28.6%
% of case starts with a reported IOTN of 3 and Aesthetic Component of 5 or below	3	1,455	0.2%	0.2%	0.1%	0.1%
% of case starts with a reported IOTN of 3 and Aesthetic Component of 6 or above	59	1,455	4.1%	5.7%	5.7%	4.1%
% of case starts with a reported IOTN of 4	1,045	1,455	71.8%	79.8%	79.2%	77.7%
% of case starts with a reported IOTN of 5	328	1,455	22.5%	13.2%	13.9%	16.8 %
% of concluded courses in receipt of dual-arch fixed appliances	962	1,162	82.8%	72.2%	78.6%	73.8%
% of concluded courses where treatment was abandoned or discontinued	60	1,162	5.2%	5.6%	5.5%	7.0%
% of patients satisfied with the treatment they have received	31	33	93.9%	95.4%	94.2%	96.0%

* Figures in italics indicate that the base number is less than 100.

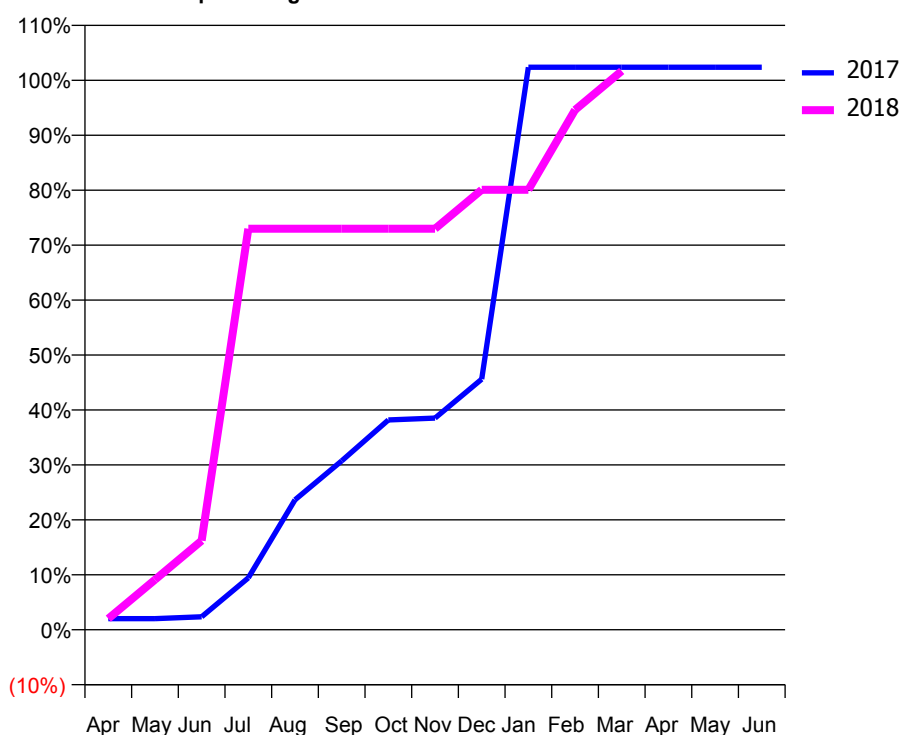
Q63 - Vital Signs Orthodontic At a Glance Contract Report for 147060/0001 - March 2018

Name or company name	Purley Whites Dental Care	17/18 Contracted general activity (UDA)	10,277
Contract type name	GDS Contract	Carry forward general activity (UDA)	-17
Purpose of contract	General and Orthodontic	17/18 Contracted orthodontic activity (UOA)	296
Contract start date	01/04/2006	Carry forward orthodontic activity (UOA)	-6
Contract end date		Baseline contract value	£285,754.66

ACCESS	Contract	England and Wales
24 month ratio of assessments to patient IDs	1.00	1.04

ACTIVITY	Contract
Contract assess and fit appliances (case starts) as a percentage of Area Team case starts	0.1 %

Cumulative percentage of contracted UOA delivered 2017 & 2018



Month	Adjusted Scheduled Activity (UOA)		
	2016	2017	2018
April	-4	6	6
May	-2	6	27
June	-2	7	48
July	-1	28	216
August	21	70	216
September	21	91	216
October	23	113	216
November	113	114	216
December	198	135	237
January	240	303	237
February	261	303	280
March	282	303	301
April	303	303	
May	303	303	
June	303	303	

QUALITY (rolling 12 month period)

	Contract Quantity	Contract Base Number	Contract *	Area Team	Region	England
% of all assessments that were assess and fit appliances (case starts)	14	15	93.3%	55.4%	59.9%	60.1%
% of all assessments that were assess and refuse	0	15	0.0%	13.0%	13.8%	11.3%
% of all assessments that were assess and review	1	15	6.7%	31.7%	26.3%	28.6%
% of case starts with a reported IOTN of 3 and Aesthetic Component of 5 or below	2	14	14.3%	0.2%	0.1%	0.1%
% of case starts with a reported IOTN of 3 and Aesthetic Component of 6 or above	6	14	42.9%	5.7%	5.7%	4.1%
% of case starts with a reported IOTN of 4	6	14	42.9%	79.8%	79.2%	77.7%
% of case starts with a reported IOTN of 5	0	14	N/A	13.2%	13.9%	16.8 %
% of concluded courses in receipt of dual-arch fixed appliances	3	11	27.3%	72.2%	78.6%	73.8%
% of concluded courses where treatment was abandoned or discontinued	3	11	27.3%	5.6%	5.5%	7.0%
% of patients satisfied with the treatment they have received	1	1	100.0%	95.4%	94.2%	96.0%

* Figures in italics indicate that the base number is less than 100.

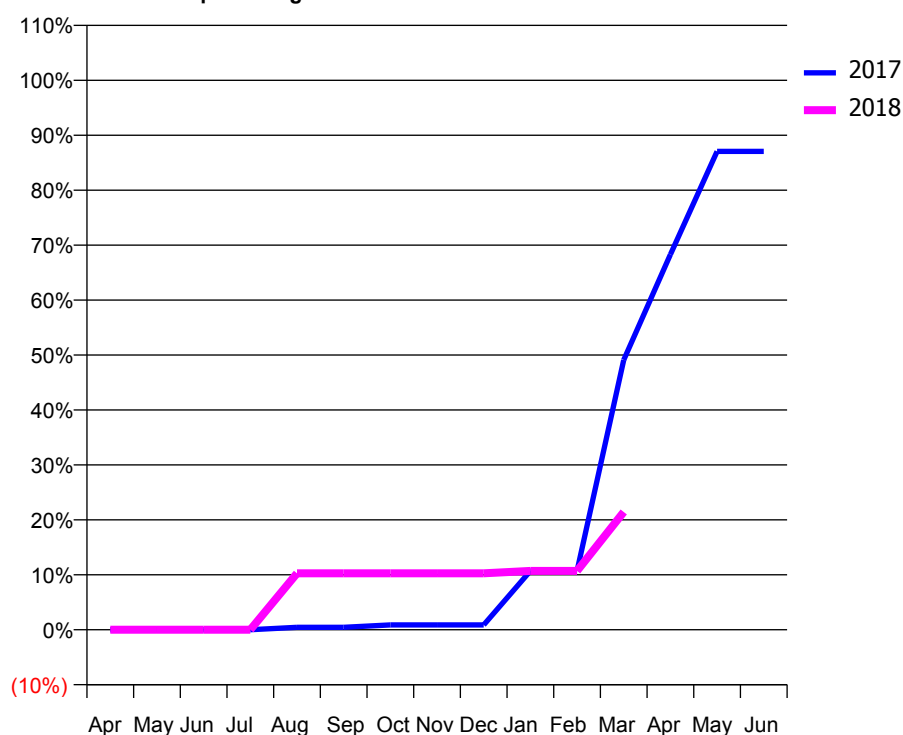
Q63 - Vital Signs Orthodontic At a Glance Contract Report for 166634/0001 - March 2018

Name or company name	Lancaster House Dental Practice	17/18 Contracted general activity (UDA)	14,290
Contract type name	Pilot Contract	Carry forward general activity (UDA)	0
Purpose of contract	General and Orthodontic	17/18 Contracted orthodontic activity (UOA)	224
Contract start date	01/04/2006	Carry forward orthodontic activity (UOA)	0
Contract end date		Baseline contract value	£392,377.46

ACCESS	Contract	England and Wales
24 month ratio of assessments to patient IDs	1.00	1.04

ACTIVITY	Contract
Contract assess and fit appliances (case starts) as a percentage of Area Team case starts	0.1 %

Cumulative percentage of contracted UOA delivered 2017 & 2018



Month	Adjusted Scheduled Activity (UOA)		
	2016	2017	2018
April	0	0	0
May	0	0	0
June	42	0	0
July	85	0	0
August	85	1	23
September	85	1	23
October	107	2	23
November	107	2	23
December	130	2	23
January	130	24	24
February	134	24	24
March	134	110	48
April	157	153	
May	179	195	
June	179	195	

QUALITY (rolling 12 month period)

	Contract Quantity	Contract Base Number	Contract *	Area Team	Region	England
% of all assessments that were assess and fit appliances (case starts)	6	13	46.2%	55.4%	59.9%	60.1%
% of all assessments that were assess and refuse	5	13	38.5%	13.0%	13.8%	11.3%
% of all assessments that were assess and review	2	13	15.4%	31.7%	26.3%	28.6%
% of case starts with a reported IOTN of 3 and Aesthetic Component of 5 or below	0	6	<i>N/A</i>	0.2%	0.1%	0.1%
% of case starts with a reported IOTN of 3 and Aesthetic Component of 6 or above	0	6	<i>N/A</i>	5.7%	5.7%	4.1%
% of case starts with a reported IOTN of 4	5	6	83.3%	79.8%	79.2%	77.7%
% of case starts with a reported IOTN of 5	1	6	16.7%	13.2%	13.9%	16.8 %
% of concluded courses in receipt of dual-arch fixed appliances	0	2	<i>N/A</i>	72.2%	78.6%	73.8%
% of concluded courses where treatment was abandoned or discontinued	0	2	0.0%	5.6%	5.5%	7.0%
% of patients satisfied with the treatment they have received	0	0	<i>N/A</i>	95.4%	94.2%	96.0%

* Figures in italics indicate that the base number is less than 100.

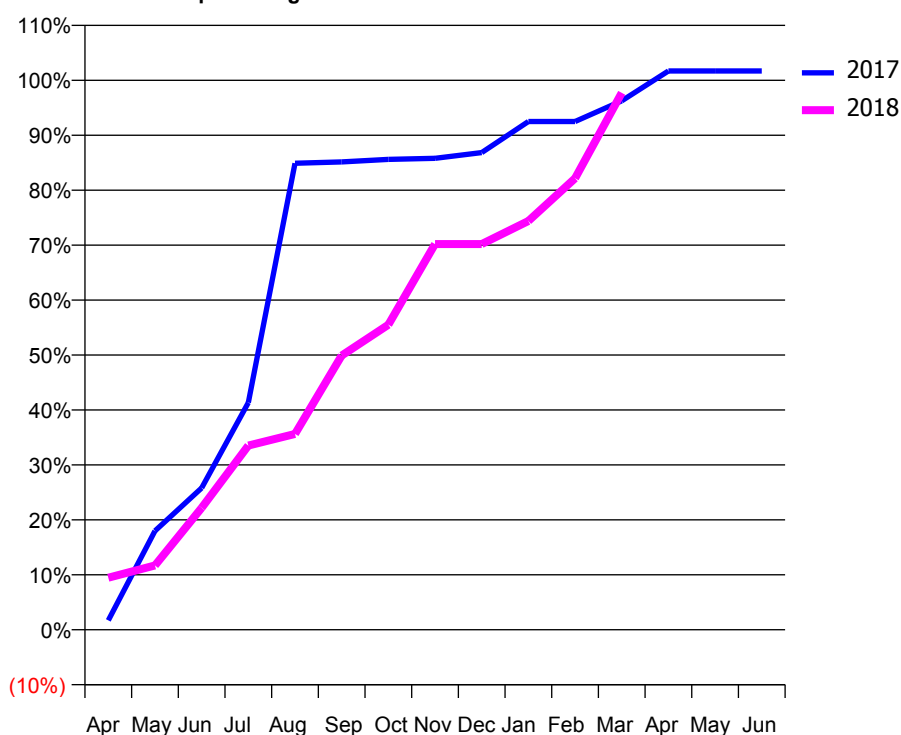
Q63 - Vital Signs Orthodontic At a Glance Contract Report for 167592/0001 - March 2018

Name or company name	Quadrant Orthodontics	17/18 Contracted general activity (UDA)	0
Contract type name	PDS Contract	Carry forward general activity (UDA)	0
Purpose of contract	Orthodontic	17/18 Contracted orthodontic activity (UOA)	3,000
Contract start date	02/11/2011	Carry forward orthodontic activity (UOA)	-51
Contract end date	31/03/2019	Baseline contract value	£199,141.91

ACCESS	Contract	England and Wales
24 month ratio of assessments to patient IDs	1.01	1.04

ACTIVITY	Contract
Contract assess and fit appliances (case starts) as a percentage of Area Team case starts	1.5 %

Cumulative percentage of contracted UOA delivered 2017 & 2018



Month	Adjusted Scheduled Activity (UOA)		
	2016	2017	2018
April	28	51	284
May	340	540	351
June	373	774	666
July	806	1,240	1,006
August	932	2,547	1,069
September	1,263	2,554	1,497
October	1,422	2,568	1,665
November	1,471	2,574	2,106
December	2,252	2,605	2,106
January	2,613	2,775	2,232
February	2,920	2,775	2,465
March	2,990	2,888	2,931
April	3,030	3,051	
May	3,051	3,051	
June	3,051	3,051	

QUALITY (rolling 12 month period)

	Contract Quantity	Contract Base Number	Contract *	Area Team	Region	England
% of all assessments that were assess and fit appliances (case starts)	150	164	91.5%	55.4%	59.9%	60.1%
% of all assessments that were assess and refuse	12	164	7.3%	13.0%	13.8%	11.3%
% of all assessments that were assess and review	2	164	1.2%	31.7%	26.3%	28.6%
% of case starts with a reported IOTN of 3 and Aesthetic Component of 5 or below	1	150	0.7%	0.2%	0.1%	0.1%
% of case starts with a reported IOTN of 3 and Aesthetic Component of 6 or above	7	150	4.7%	5.7%	5.7%	4.1%
% of case starts with a reported IOTN of 4	124	150	82.7%	79.8%	79.2%	77.7%
% of case starts with a reported IOTN of 5	16	150	10.7%	13.2%	13.9%	16.8 %
% of concluded courses in receipt of dual-arch fixed appliances	0	161	N/A	72.2%	78.6%	73.8%
% of concluded courses where treatment was abandoned or discontinued	7	161	4.3%	5.6%	5.5%	7.0%
% of patients satisfied with the treatment they have received	3	3	100.0%	95.4%	94.2%	96.0%

* Figures in italics indicate that the base number is less than 100.

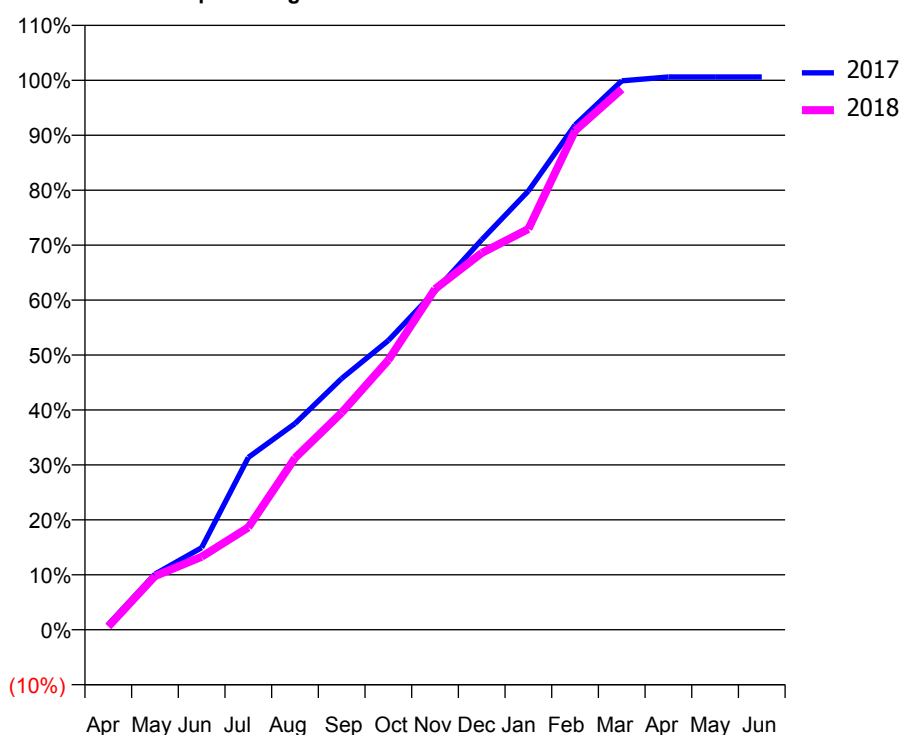
Q63 - Vital Signs Orthodontic At a Glance Contract Report for 169552/0001 - March 2018

Name or company name	Battersea Orthodontics	17/18 Contracted general activity (UDA)	0
Contract type name	PDS Contract	Carry forward general activity (UDA)	0
Purpose of contract	Orthodontic	17/18 Contracted orthodontic activity (UOA)	10,227
Contract start date	05/02/2010	Carry forward orthodontic activity (UOA)	-60
Contract end date	31/03/2019	Baseline contract value	£664,739.28

ACCESS	Contract	England and Wales
24 month ratio of assessments to patient IDs	1.00	1.04

ACTIVITY	Contract
Contract assess and fit appliances (case starts) as a percentage of Area Team case starts	4.9 %

Cumulative percentage of contracted UOA delivered 2017 & 2018



Month	Adjusted Scheduled Activity (UOA)		
	2016	2017	2018
April	106	98	60
May	1,370	1,037	998
June	1,833	1,528	1,360
July	3,670	3,208	1,906
August	3,774	3,838	3,197
September	4,492	4,678	4,042
October	5,458	5,383	5,019
November	6,636	6,303	6,342
December	7,519	7,258	7,012
January	7,884	8,166	7,459
February	8,969	9,396	9,288
March	10,184	10,216	10,061
April	10,299	10,287	
May	10,299	10,287	
June	10,299	10,287	

QUALITY (rolling 12 month period)

	Contract Quantity	Contract Base Number	Contract *	Area Team	Region	England
% of all assessments that were assess and fit appliances (case starts)	481	730	65.9%	55.4%	59.9%	60.1%
% of all assessments that were assess and refuse	7	730	1.0%	13.0%	13.8%	11.3%
% of all assessments that were assess and review	242	730	33.2%	31.7%	26.3%	28.6%
% of case starts with a reported IOTN of 3 and Aesthetic Component of 5 or below	1	481	0.2%	0.2%	0.1%	0.1%
% of case starts with a reported IOTN of 3 and Aesthetic Component of 6 or above	36	481	7.5%	5.7%	5.7%	4.1%
% of case starts with a reported IOTN of 4	378	481	78.6%	79.8%	79.2%	77.7%
% of case starts with a reported IOTN of 5	66	481	13.7%	13.2%	13.9%	16.8 %
% of concluded courses in receipt of dual-arch fixed appliances	263	528	49.8%	72.2%	78.6%	73.8%
% of concluded courses where treatment was abandoned or discontinued	16	528	3.0%	5.6%	5.5%	7.0%
% of patients satisfied with the treatment they have received	13	14	92.9%	95.4%	94.2%	96.0%

* Figures in italics indicate that the base number is less than 100.

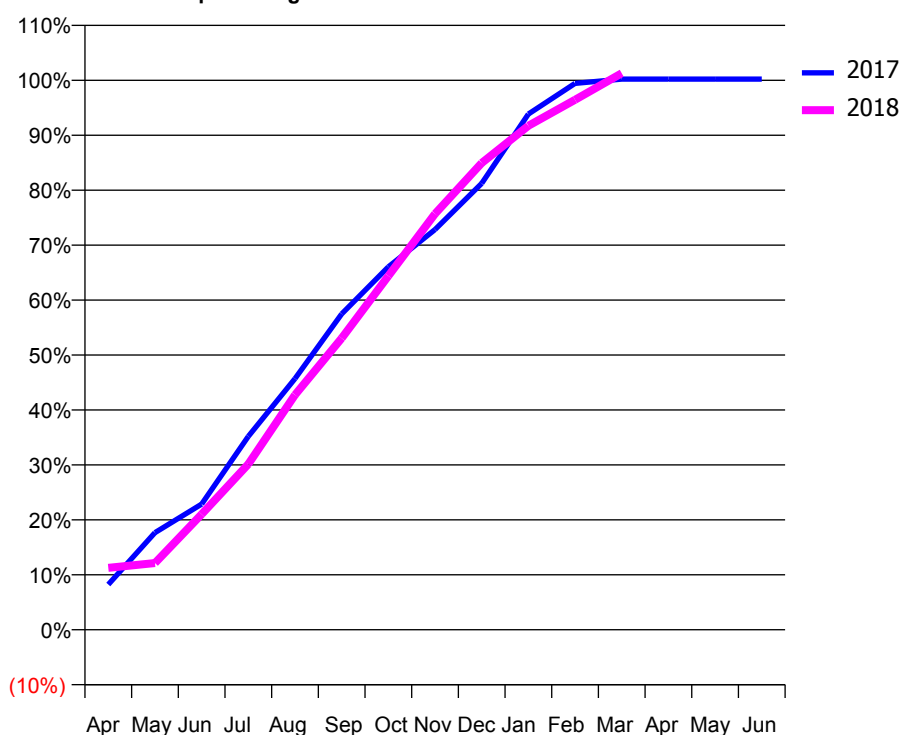
Q63 - Vital Signs Orthodontic At a Glance Contract Report for 184543/0001 - March 2018

Name or company name	Grosvenor Orthodontic Clinic (Beckenham) Ltd	17/18 Contracted general activity (UDA)	0
Contract type name	PDS Contract	Carry forward general activity (UDA)	0
Purpose of contract	Orthodontic	17/18 Contracted orthodontic activity (UOA)	14,345
Contract start date	01/02/2013	Carry forward orthodontic activity (UOA)	-29
Contract end date	31/03/2019	Baseline contract value	£916,086.06

ACCESS	Contract	England and Wales
24 month ratio of assessments to patient IDs	1.00	1.04

ACTIVITY	Contract
Contract assess and fit appliances (case starts) as a percentage of Area Team case starts	7.1 %

Cumulative percentage of contracted UOA delivered 2017 & 2018



Month	Adjusted Scheduled Activity (UOA)		
	2016	2017	2018
April	1,207	1,183	1,617
May	2,770	2,535	1,744
June	3,452	3,280	3,018
July	5,164	5,048	4,325
August	6,323	6,558	6,131
September	7,384	8,244	7,613
October	8,348	9,474	9,237
November	9,371	10,450	10,861
December	10,691	11,652	12,186
January	11,067	13,462	13,156
February	11,067	14,265	13,836
March	14,197	14,374	14,530
April	14,636	14,374	
May	14,640	14,374	
June	14,640	14,374	

QUALITY (rolling 12 month period)

	Contract Quantity	Contract Base Number	Contract *	Area Team	Region	England
% of all assessments that were assess and fit appliances (case starts)	700	722	97.0%	55.4%	59.9%	60.1%
% of all assessments that were assess and refuse	0	722	0.0%	13.0%	13.8%	11.3%
% of all assessments that were assess and review	22	722	3.0%	31.7%	26.3%	28.6%
% of case starts with a reported IOTN of 3 and Aesthetic Component of 5 or below	0	700	N/A	0.2%	0.1%	0.1%
% of case starts with a reported IOTN of 3 and Aesthetic Component of 6 or above	0	700	N/A	5.7%	5.7%	4.1%
% of case starts with a reported IOTN of 4	640	700	91.4%	79.8%	79.2%	77.7%
% of case starts with a reported IOTN of 5	50	700	7.1%	13.2%	13.9%	16.8 %
% of concluded courses in receipt of dual-arch fixed appliances	423	504	83.9%	72.2%	78.6%	73.8%
% of concluded courses where treatment was abandoned or discontinued	39	504	7.7%	5.6%	5.5%	7.0%
% of patients satisfied with the treatment they have received	10	10	100.0%	95.4%	94.2%	96.0%

* Figures in italics indicate that the base number is less than 100.

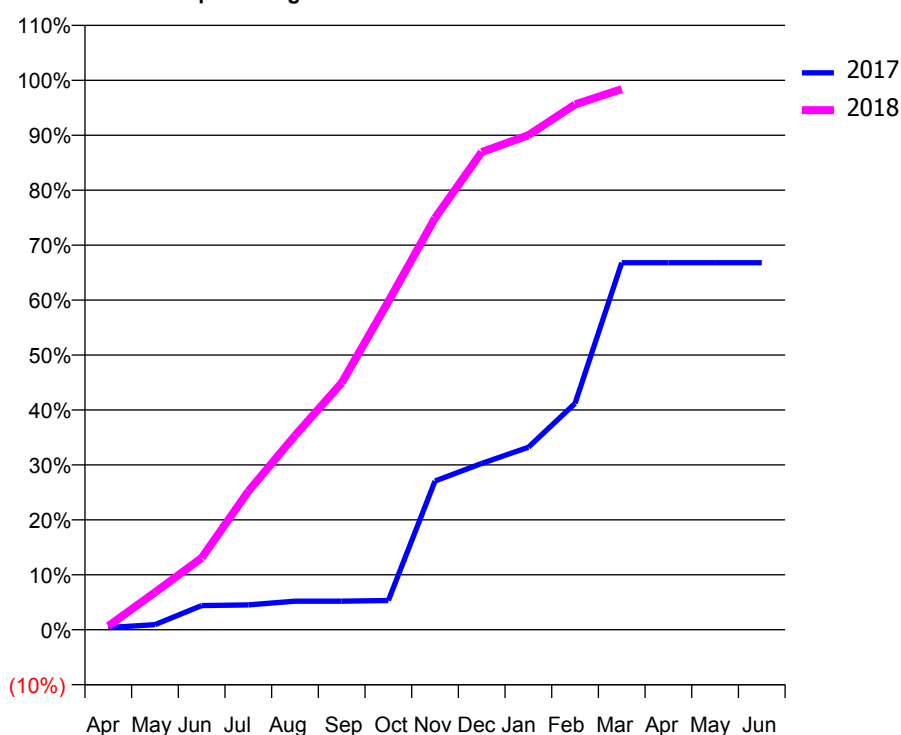
Q63 - Vital Signs Orthodontic At a Glance Contract Report for 273740/0003 - March 2018

Name or company name	MR J PATEL	17/18 Contracted general activity (UDA)	4,500
Contract type name	GDS Contract	Carry forward general activity (UDA)	0
Purpose of contract	General and Orthodontic	17/18 Contracted orthodontic activity (UOA)	750
Contract start date	01/10/2013	Carry forward orthodontic activity (UOA)	0
Contract end date		Baseline contract value	£152,113.45

ACCESS	Contract	England and Wales
24 month ratio of assessments to patient IDs	1.03	1.04

ACTIVITY	Contract
Contract assess and fit appliances (case starts) as a percentage of Area Team case starts	0.3 %

Cumulative percentage of contracted UOA delivered 2017 & 2018



Month	Adjusted Scheduled Activity (UOA)		
	2016	2017	2018
April	0	3	5
May	3	7	51
June	12	33	98
July	145	34	189
August	210	39	265
September	273	39	337
October	381	40	448
November	446	203	562
December	493	227	652
January	494	249	675
February	537	309	717
March	537	501	738
April	541	501	
May	752	501	
June	752	501	

QUALITY (rolling 12 month period)

	Contract Quantity	Contract Base Number	Contract *	Area Team	Region	England
% of all assessments that were assess and fit appliances (case starts)	33	96	34.4%	55.4%	59.9%	60.1%
% of all assessments that were assess and refuse	16	96	16.7%	13.0%	13.8%	11.3%
% of all assessments that were assess and review	47	96	49.0%	31.7%	26.3%	28.6%
% of case starts with a reported IOTN of 3 and Aesthetic Component of 5 or below	0	33	<i>N/A</i>	0.2%	0.1%	0.1%
% of case starts with a reported IOTN of 3 and Aesthetic Component of 6 or above	2	33	6.1%	5.7%	5.7%	4.1%
% of case starts with a reported IOTN of 4	23	33	69.7%	79.8%	79.2%	77.7%
% of case starts with a reported IOTN of 5	8	33	24.2%	13.2%	13.9%	16.8 %
% of concluded courses in receipt of dual-arch fixed appliances	0	1	<i>N/A</i>	72.2%	78.6%	73.8%
% of concluded courses where treatment was abandoned or discontinued	0	1	0.0%	5.6%	5.5%	7.0%
% of patients satisfied with the treatment they have received	0	0	<i>N/A</i>	95.4%	94.2%	96.0%

* Figures in italics indicate that the base number is less than 100.

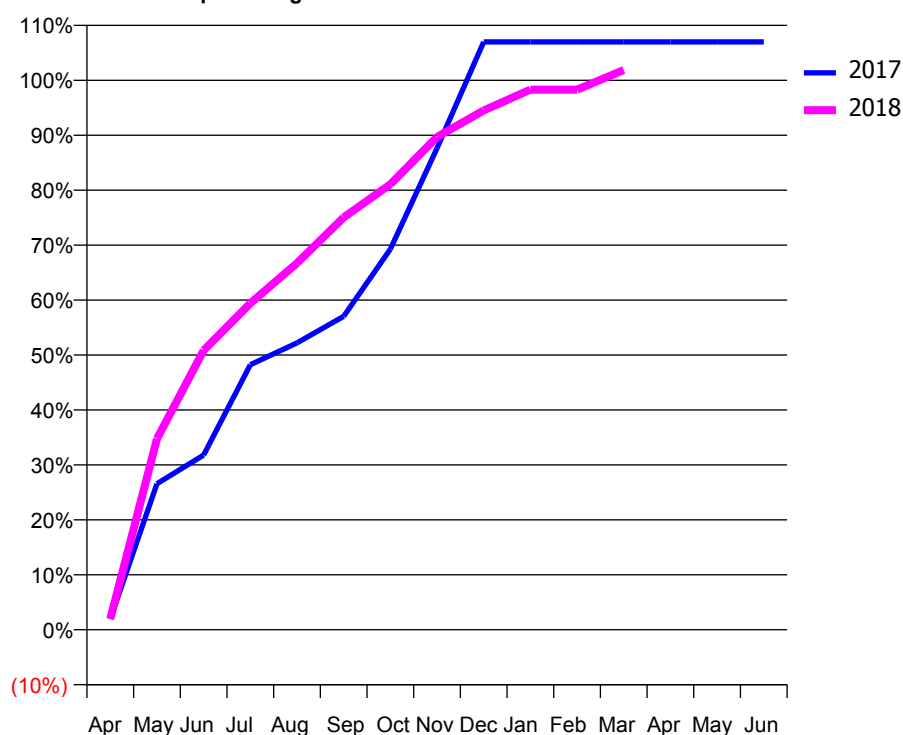
Q63 - Vital Signs Orthodontic At a Glance Contract Report for 336491/0002 - March 2018

Name or company name	MISS JA SILVESTER	17/18 Contracted general activity (UDA)	0
Contract type name	PDS Contract	Carry forward general activity (UDA)	0
Purpose of contract	Orthodontic	17/18 Contracted orthodontic activity (UOA)	1,764
Contract start date	01/04/2011	Carry forward orthodontic activity (UOA)	-35
Contract end date	31/03/2019	Baseline contract value	£116,158.87

ACCESS	Contract	England and Wales
24 month ratio of assessments to patient IDs	1.00	1.04

ACTIVITY	Contract
Contract assess and fit appliances (case starts) as a percentage of Area Team case starts	0.9 %

Cumulative percentage of contracted UOA delivered 2017 & 2018



Month	Adjusted Scheduled Activity (UOA)		
	2016	2017	2018
April	35	35	35
May	375	469	613
June	405	561	897
July	842	851	1,048
August	1,004	921	1,177
September	1,158	1,006	1,324
October	1,403	1,222	1,430
November	1,571	1,546	1,582
December	1,613	1,887	1,667
January	1,743	1,887	1,734
February	1,743	1,887	1,734
March	1,806	1,887	1,797
April	1,806	1,887	
May	1,806	1,887	
June	1,806	1,887	

QUALITY (rolling 12 month period)

	Contract Quantity	Contract Base Number	Contract *	Area Team	Region	England
% of all assessments that were assess and fit appliances (case starts)	88	104	84.6%	55.4%	59.9%	60.1%
% of all assessments that were assess and refuse	1	104	1.0%	13.0%	13.8%	11.3%
% of all assessments that were assess and review	15	104	14.4%	31.7%	26.3%	28.6%
% of case starts with a reported IOTN of 3 and Aesthetic Component of 5 or below	0	88	<i>N/A</i>	0.2%	0.1%	0.1%
% of case starts with a reported IOTN of 3 and Aesthetic Component of 6 or above	6	88	6.8%	5.7%	5.7%	4.1%
% of case starts with a reported IOTN of 4	61	88	69.3%	79.8%	79.2%	77.7%
% of case starts with a reported IOTN of 5	20	88	22.7%	13.2%	13.9%	16.8 %
% of concluded courses in receipt of dual-arch fixed appliances	89	95	93.7%	72.2%	78.6%	73.8%
% of concluded courses where treatment was abandoned or discontinued	1	95	1.1%	5.6%	5.5%	7.0%
% of patients satisfied with the treatment they have received	2	2	100.0%	95.4%	94.2%	96.0%

* Figures in italics indicate that the base number is less than 100.

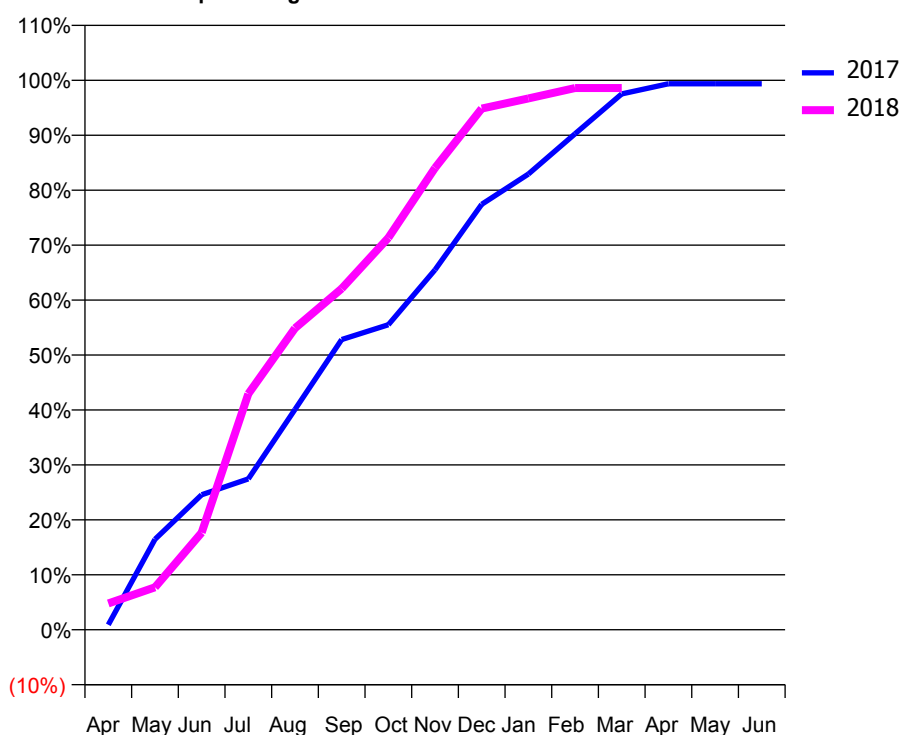
Q63 - Vital Signs Orthodontic At a Glance Contract Report for 339199/0002 - March 2018

Name or company name	MR K BANAI	17/18 Contracted general activity (UDA)	0
Contract type name	PDS Contract	Carry forward general activity (UDA)	0
Purpose of contract	Orthodontic	17/18 Contracted orthodontic activity (UOA)	2,331
Contract start date	01/04/2006	Carry forward orthodontic activity (UOA)	15
Contract end date	31/03/2019	Baseline contract value	£152,554.83

ACCESS	Contract	England and Wales
24 month ratio of assessments to patient IDs	1.00	1.04

ACTIVITY	Contract
Contract assess and fit appliances (case starts) as a percentage of Area Team case starts	1.2 %

Cumulative percentage of contracted UOA delivered 2017 & 2018



Month	Adjusted Scheduled Activity (UOA)		
	2016	2017	2018
April	25	21	112
May	295	384	180
June	579	573	412
July	733	640	1,001
August	924	935	1,279
September	1,181	1,231	1,447
October	1,293	1,294	1,663
November	1,492	1,527	1,959
December	1,812	1,805	2,211
January	1,980	1,933	2,254
February	2,171	2,104	2,298
March	2,234	2,273	2,298
April	2,234	2,316	
May	2,276	2,316	
June	2,276	2,316	

QUALITY (rolling 12 month period)

	Contract Quantity	Contract Base Number	Contract *	Area Team	Region	England
% of all assessments that were assess and fit appliances (case starts)	115	128	89.8%	55.4%	59.9%	60.1%
% of all assessments that were assess and refuse	6	128	4.7%	13.0%	13.8%	11.3%
% of all assessments that were assess and review	7	128	5.5%	31.7%	26.3%	28.6%
% of case starts with a reported IOTN of 3 and Aesthetic Component of 5 or below	0	115	N/A	0.2%	0.1%	0.1%
% of case starts with a reported IOTN of 3 and Aesthetic Component of 6 or above	12	115	10.4%	5.7%	5.7%	4.1%
% of case starts with a reported IOTN of 4	88	115	76.5%	79.8%	79.2%	77.7%
% of case starts with a reported IOTN of 5	15	115	13.0%	13.2%	13.9%	16.8 %
% of concluded courses in receipt of dual-arch fixed appliances	82	92	89.1%	72.2%	78.6%	73.8%
% of concluded courses where treatment was abandoned or discontinued	5	92	5.4%	5.6%	5.5%	7.0%
% of patients satisfied with the treatment they have received	5	5	100.0%	95.4%	94.2%	96.0%

* Figures in italics indicate that the base number is less than 100.

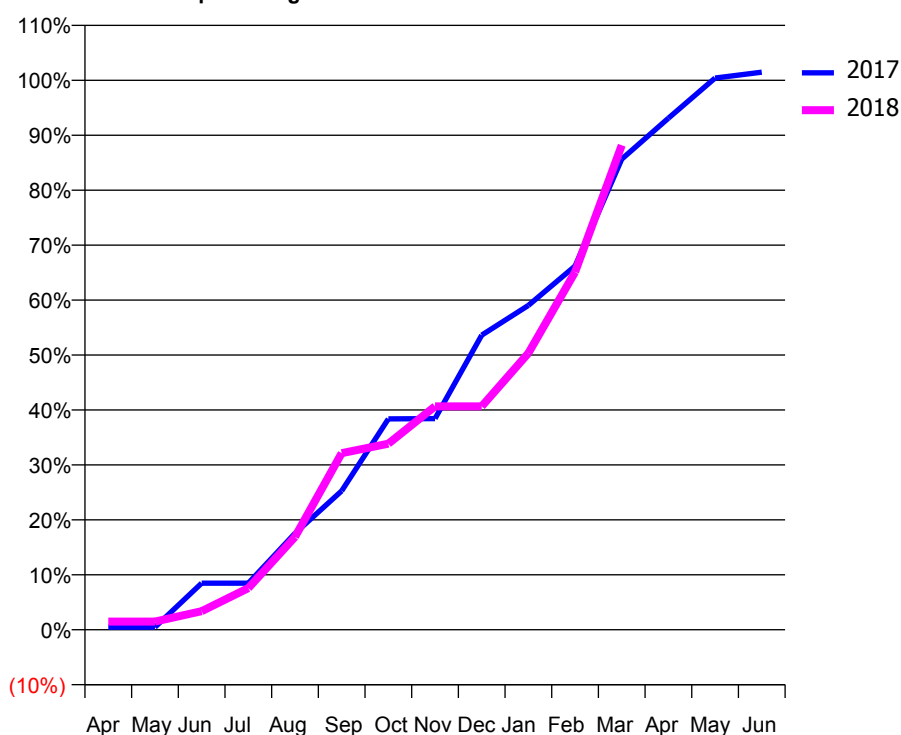
Q63 - Vital Signs Orthodontic At a Glance Contract Report for 623369/0002 - March 2018

Name or company name	MR RP BATEMAN	17/18 Contracted general activity (UDA)	1,777
Contract type name	PDS Contract	Carry forward general activity (UDA)	-4
Purpose of contract	General and Orthodontic	17/18 Contracted orthodontic activity (UOA)	3,951
Contract start date	01/04/2006	Carry forward orthodontic activity (UOA)	-59
Contract end date	31/03/2019	Baseline contract value	£344,140.64

ACCESS	Contract	England and Wales
24 month ratio of assessments to patient IDs	1.01	1.04

ACTIVITY	Contract
Contract assess and fit appliances (case starts) as a percentage of Area Team case starts	1.8 %

Cumulative percentage of contracted UOA delivered 2017 & 2018



Month	Adjusted Scheduled Activity (UOA)		
	2016	2017	2018
April	4	19	59
May	4	19	59
June	4	335	134
July	490	335	300
August	627	694	668
September	1,255	999	1,270
October	1,255	1,517	1,338
November	1,255	1,518	1,606
December	1,848	2,119	1,606
January	1,991	2,332	1,989
February	2,687	2,615	2,572
March	3,150	3,384	3,484
April	3,886	3,679	
May	3,970	3,967	
June	3,970	4,010	

QUALITY (rolling 12 month period)	Contract Quantity	Contract Base Number	Contract *	Area Team	Region	England
% of all assessments that were assess and fit appliances (case starts)	179	459	39.0%	55.4%	59.9%	60.1%
% of all assessments that were assess and refuse	81	459	17.6%	13.0%	13.8%	11.3%
% of all assessments that were assess and review	199	459	43.4%	31.7%	26.3%	28.6%
% of case starts with a reported IOTN of 3 and Aesthetic Component of 5 or below	0	179	N/A	0.2%	0.1%	0.1%
% of case starts with a reported IOTN of 3 and Aesthetic Component of 6 or above	21	179	11.7%	5.7%	5.7%	4.1%
% of case starts with a reported IOTN of 4	128	179	71.5%	79.8%	79.2%	77.7%
% of case starts with a reported IOTN of 5	26	179	14.5%	13.2%	13.9%	16.8 %
% of concluded courses in receipt of dual-arch fixed appliances	115	169	68.0%	72.2%	78.6%	73.8%
% of concluded courses where treatment was abandoned or discontinued	36	169	21.3%	5.6%	5.5%	7.0%
% of patients satisfied with the treatment they have received	0	2	0.0%	95.4%	94.2%	96.0%

* Figures in italics indicate that the base number is less than 100.

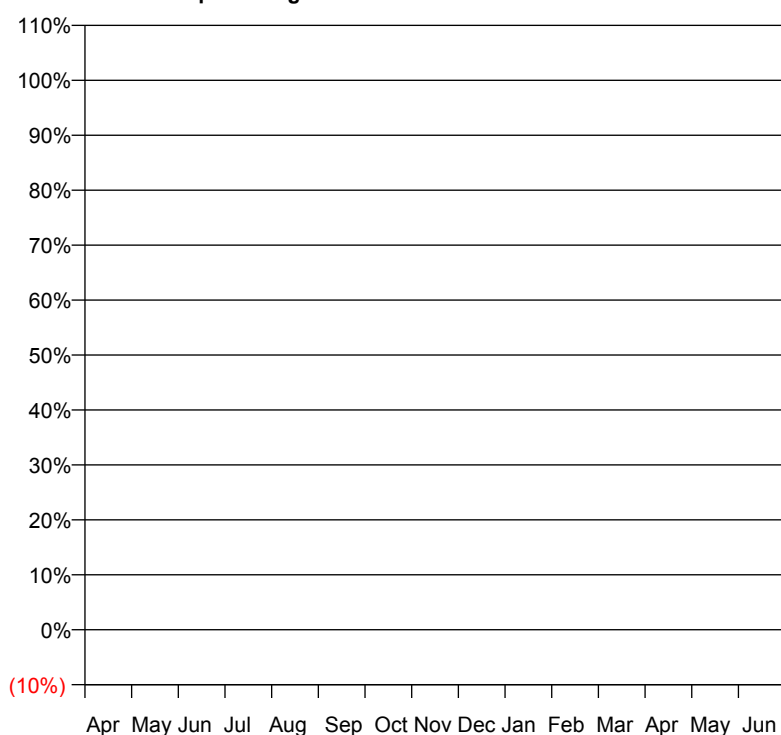
Q63 - Vital Signs Orthodontic At a Glance Contract Report for 676632/0001 - March 2018

Name or company name	MR J HAGHBEDEH	17/18 Contracted general activity (UDA)	12,477
Contract type name	GDS Contract	Carry forward general activity (UDA)	554
Purpose of contract	General	17/18 Contracted orthodontic activity (UOA)	0
Contract start date	01/12/2009	Carry forward orthodontic activity (UOA)	0
Contract end date		Baseline contract value	£297,380.95

ACCESS	Contract	England and Wales
24 month ratio of assessments to patient IDs	1.00	1.04

ACTIVITY	Contract
Contract assess and fit appliances (case starts) as a percentage of Area Team case starts	0.0 %

Cumulative percentage of contracted UOA delivered 2017 & 2018



— 2017
— 2018

Month	Adjusted Scheduled Activity (UOA)		
	2016	2017	2018
April	0	0	0
May	0	0	0
June	0	0	0
July	0	0	1
August	0	0	1
September	0	0	1
October	0	0	1
November	0	0	1
December	0	0	1
January	0	0	1
February	0	0	1
March	0	0	1
April	0	0	
May	0	0	
June	0	0	

QUALITY (rolling 12 month period)

	Contract Quantity	Contract Base Number	Contract *	Area Team	Region	England
% of all assessments that were assess and fit appliances (case starts)	0	1	0.0%	55.4%	59.9%	60.1%
% of all assessments that were assess and refuse	0	1	0.0%	13.0%	13.8%	11.3%
% of all assessments that were assess and review	1	1	100.0%	31.7%	26.3%	28.6%
% of case starts with a reported IOTN of 3 and Aesthetic Component of 5 or below	0	0	N/A	0.2%	0.1%	0.1%
% of case starts with a reported IOTN of 3 and Aesthetic Component of 6 or above	0	0	N/A	5.7%	5.7%	4.1%
% of case starts with a reported IOTN of 4	0	0	N/A	79.8%	79.2%	77.7%
% of case starts with a reported IOTN of 5	0	0	N/A	13.2%	13.9%	16.8 %
% of concluded courses in receipt of dual-arch fixed appliances	0	0	N/A	72.2%	78.6%	73.8%
% of concluded courses where treatment was abandoned or discontinued	0	0	N/A	5.6%	5.5%	7.0%
% of patients satisfied with the treatment they have received	0	0	N/A	95.4%	94.2%	96.0%

* Figures in italics indicate that the base number is less than 100.

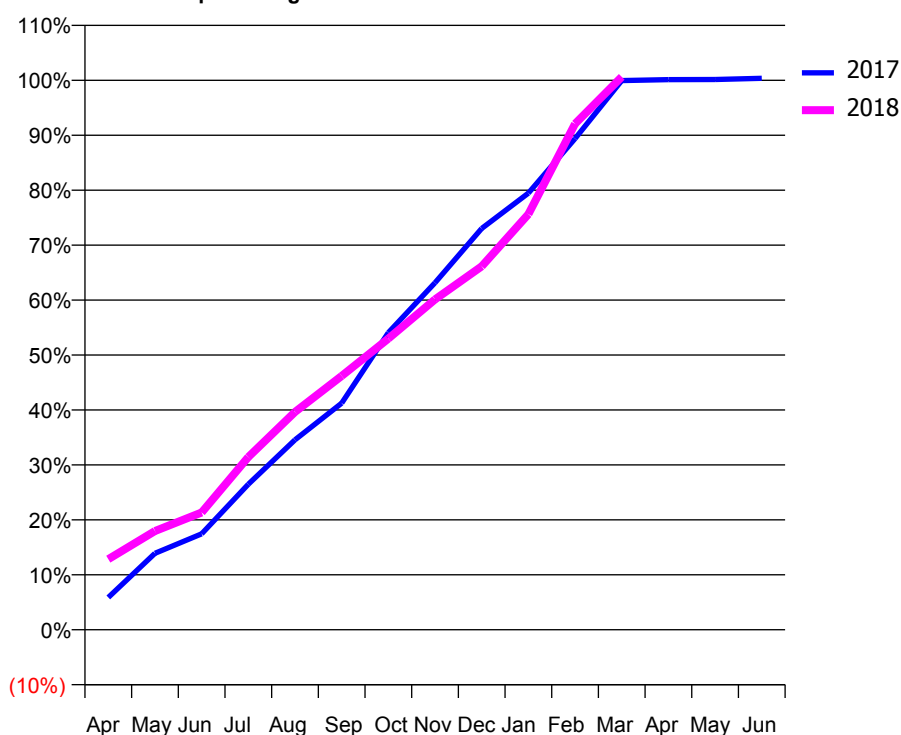
Q63 - Vital Signs Orthodontic At a Glance Contract Report for 748838/0001 - March 2018

Name or company name	MR PS WILLIAMS	17/18 Contracted general activity (UDA)	0
Contract type name	PDS Contract	Carry forward general activity (UDA)	0
Purpose of contract	Orthodontic	17/18 Contracted orthodontic activity (UOA)	20,481
Contract start date	01/04/2006	Carry forward orthodontic activity (UOA)	-71
Contract end date	31/03/2019	Baseline contract value	£1,414,570.40

ACCESS	Contract	England and Wales
24 month ratio of assessments to patient IDs	1.01	1.04

ACTIVITY	Contract
Contract assess and fit appliances (case starts) as a percentage of Area Team case starts	9.5 %

Cumulative percentage of contracted UOA delivered 2017 & 2018



Month	Adjusted Scheduled Activity (UOA)		
	2016	2017	2018
April	1,818	1,204	2,631
May	3,601	2,849	3,678
June	5,164	3,578	4,370
July	7,575	5,427	6,437
August	9,044	7,078	8,120
September	10,441	8,445	9,460
October	11,836	11,074	10,851
November	13,507	12,934	12,314
December	15,305	14,956	13,544
January	15,672	16,273	15,487
February	17,315	18,308	18,857
March	19,976	20,468	20,611
April	20,472	20,506	
May	20,494	20,510	
June	20,494	20,552	

QUALITY (rolling 12 month period)

	Contract Quantity	Contract Base Number	Contract *	Area Team	Region	England
% of all assessments that were assess and fit appliances (case starts)	945	1,922	49.2%	55.4%	59.9%	60.1%
% of all assessments that were assess and refuse	568	1,922	29.6%	13.0%	13.8%	11.3%
% of all assessments that were assess and review	409	1,922	21.3%	31.7%	26.3%	28.6%
% of case starts with a reported IOTN of 3 and Aesthetic Component of 5 or below	2	945	0.2%	0.2%	0.1%	0.1%
% of case starts with a reported IOTN of 3 and Aesthetic Component of 6 or above	129	945	13.7%	5.7%	5.7%	4.1%
% of case starts with a reported IOTN of 4	694	945	73.4%	79.8%	79.2%	77.7%
% of case starts with a reported IOTN of 5	115	945	12.2%	13.2%	13.9%	16.8 %
% of concluded courses in receipt of dual-arch fixed appliances	241	617	39.1%	72.2%	78.6%	73.8%
% of concluded courses where treatment was abandoned or discontinued	43	617	7.0%	5.6%	5.5%	7.0%
% of patients satisfied with the treatment they have received	33	34	97.1%	95.4%	94.2%	96.0%

* Figures in italics indicate that the base number is less than 100.

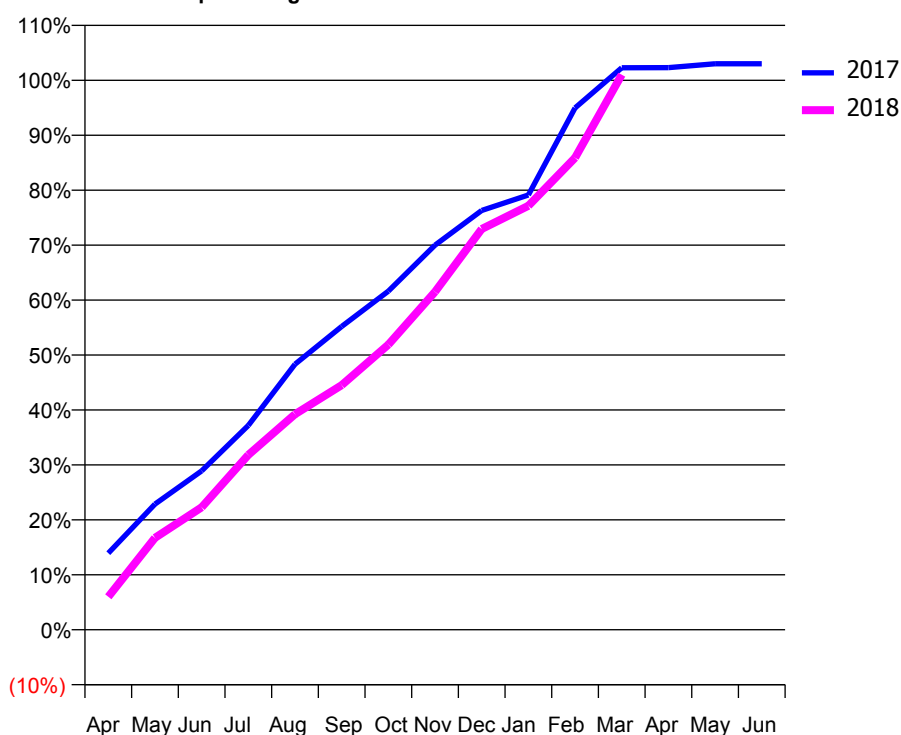
Q63 - Vital Signs Orthodontic At a Glance Contract Report for 748838/0002 - March 2018

Name or company name	MR PS WILLIAMS	17/18 Contracted general activity (UDA)	0
Contract type name	PDS Contract	Carry forward general activity (UDA)	0
Purpose of contract	Orthodontic	17/18 Contracted orthodontic activity (UOA)	15,498
Contract start date	18/12/2008	Carry forward orthodontic activity (UOA)	-310
Contract end date	31/03/2019	Baseline contract value	£1,040,480.75

ACCESS	Contract	England and Wales
24 month ratio of assessments to patient IDs	1.00	1.04

ACTIVITY	Contract
Contract assess and fit appliances (case starts) as a percentage of Area Team case starts	7.2 %

Cumulative percentage of contracted UOA delivered 2017 & 2018



Month	Adjusted Scheduled Activity (UOA)		
	2016	2017	2018
April	1,856	2,160	929
May	2,430	3,543	2,594
June	3,012	4,481	3,453
July	4,514	5,764	4,931
August	6,048	7,491	6,079
September	7,007	8,553	6,899
October	8,024	9,551	8,043
November	9,748	10,850	9,533
December	11,284	11,826	11,304
January	11,766	12,264	11,959
February	13,086	14,720	13,312
March	15,436	15,852	15,655
April	15,497	15,853	
May	15,540	15,962	
June	15,541	15,962	

QUALITY (rolling 12 month period)

	Contract Quantity	Contract Base Number	Contract *	Area Team	Region	England
% of all assessments that were assess and fit appliances (case starts)	713	1,436	49.7%	55.4%	59.9%	60.1%
% of all assessments that were assess and refuse	305	1,436	21.2%	13.0%	13.8%	11.3%
% of all assessments that were assess and review	418	1,436	29.1%	31.7%	26.3%	28.6%
% of case starts with a reported IOTN of 3 and Aesthetic Component of 5 or below	1	713	0.1%	0.2%	0.1%	0.1%
% of case starts with a reported IOTN of 3 and Aesthetic Component of 6 or above	31	713	4.3%	5.7%	5.7%	4.1%
% of case starts with a reported IOTN of 4	592	713	83.0%	79.8%	79.2%	77.7%
% of case starts with a reported IOTN of 5	84	713	11.8%	13.2%	13.9%	16.8 %
% of concluded courses in receipt of dual-arch fixed appliances	412	535	77.0%	72.2%	78.6%	73.8%
% of concluded courses where treatment was abandoned or discontinued	46	535	8.6%	5.6%	5.5%	7.0%
% of patients satisfied with the treatment they have received	12	12	100.0%	95.4%	94.2%	96.0%

* Figures in italics indicate that the base number is less than 100.

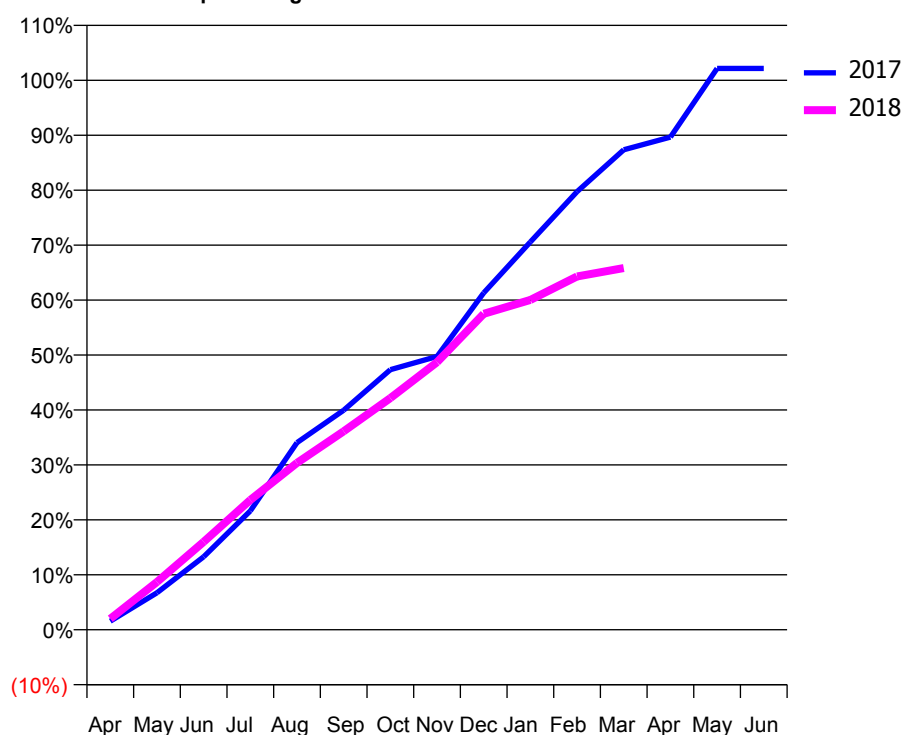
Q63 - Vital Signs Orthodontic At a Glance Contract Report for 751618/0001 - March 2018

Name or company name	MISS K BORHAN	17/18 Contracted general activity (UDA)	0
Contract type name	PDS Contract	Carry forward general activity (UDA)	0
Purpose of contract	Orthodontic	17/18 Contracted orthodontic activity (UOA)	4,604
Contract start date	01/04/2006	Carry forward orthodontic activity (UOA)	-92
Contract end date	31/03/2019	Baseline contract value	£296,320.54

ACCESS	Contract	England and Wales
24 month ratio of assessments to patient IDs	1.01	1.04

ACTIVITY	Contract
Contract assess and fit appliances (case starts) as a percentage of Area Team case starts	1.6 %

Cumulative percentage of contracted UOA delivered 2017 & 2018



Month	Adjusted Scheduled Activity (UOA)		
	2016	2017	2018
April	93	72	92
May	495	310	401
June	792	612	737
July	1,377	996	1,088
August	1,854	1,568	1,398
September	2,223	1,839	1,663
October	3,005	2,179	1,941
November	3,416	2,290	2,242
December	3,921	2,823	2,647
January	4,029	3,250	2,764
February	4,432	3,671	2,960
March	4,591	4,021	3,031
April	4,676	4,128	
May	4,676	4,703	
June	4,676	4,703	

QUALITY (rolling 12 month period)	Contract Quantity	Contract Base Number	Contract *	Area Team	Region	England
% of all assessments that were assess and fit appliances (case starts)	163	531	30.7%	55.4%	59.9%	60.1%
% of all assessments that were assess and refuse	1	531	0.2%	13.0%	13.8%	11.3%
% of all assessments that were assess and review	367	531	69.1%	31.7%	26.3%	28.6%
% of case starts with a reported IOTN of 3 and Aesthetic Component of 5 or below	0	163	N/A	0.2%	0.1%	0.1%
% of case starts with a reported IOTN of 3 and Aesthetic Component of 6 or above	1	163	0.6%	5.7%	5.7%	4.1%
% of case starts with a reported IOTN of 4	127	163	77.9%	79.8%	79.2%	77.7%
% of case starts with a reported IOTN of 5	35	163	21.5%	13.2%	13.9%	16.8 %
% of concluded courses in receipt of dual-arch fixed appliances	139	152	91.4%	72.2%	78.6%	73.8%
% of concluded courses where treatment was abandoned or discontinued	2	152	1.3%	5.6%	5.5%	7.0%
% of patients satisfied with the treatment they have received	3	3	100.0%	95.4%	94.2%	96.0%

* Figures in italics indicate that the base number is less than 100.

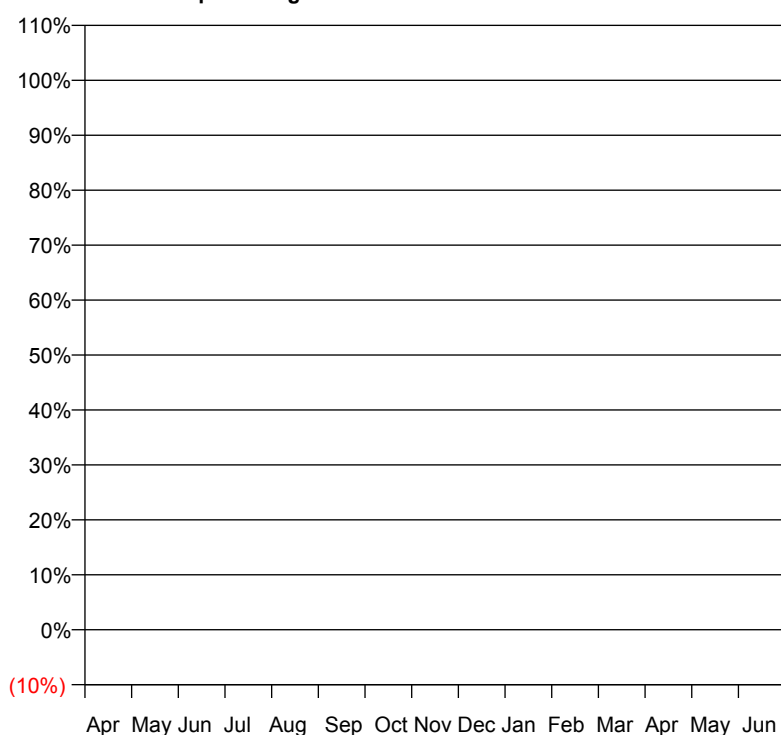
Q63 - Vital Signs Orthodontic At a Glance Contract Report for 752304/0002 - March 2018

Name or company name	MR MS DARR	17/18 Contracted general activity (UDA)	21,659
Contract type name	GDS Contract	Carry forward general activity (UDA)	226
Purpose of contract	General	17/18 Contracted orthodontic activity (UOA)	0
Contract start date	01/01/2007	Carry forward orthodontic activity (UOA)	0
Contract end date		Baseline contract value	£564,083.20

ACCESS	Contract	England and Wales
24 month ratio of assessments to patient IDs	1.00	1.04

ACTIVITY	Contract
Contract assess and fit appliances (case starts) as a percentage of Area Team case starts	0.0 %

Cumulative percentage of contracted UOA delivered 2017 & 2018



Month	Adjusted Scheduled Activity (UOA)		
	2016	2017	2018
April	0	0	0
May	21	0	0
June	21	0	2
July	21	0	2
August	45	2	3
September	21	23	3
October	22	44	7
November	22	44	8
December	21	45	1
January	21	46	1
February	21	68	2
March	42	2	22
April	42	2	
May	42	2	
June	42	2	

QUALITY (rolling 12 month period)

	Contract Quantity	Contract Base Number	Contract *	Area Team	Region	England
% of all assessments that were assess and fit appliances (case starts)	1	12	8.3%	55.4%	59.9%	60.1%
% of all assessments that were assess and refuse	4	12	33.3%	13.0%	13.8%	11.3%
% of all assessments that were assess and review	7	12	58.3%	31.7%	26.3%	28.6%
% of case starts with a reported IOTN of 3 and Aesthetic Component of 5 or below	0	1	<i>N/A</i>	0.2%	0.1%	0.1%
% of case starts with a reported IOTN of 3 and Aesthetic Component of 6 or above	0	1	<i>N/A</i>	5.7%	5.7%	4.1%
% of case starts with a reported IOTN of 4	1	1	100.0%	79.8%	79.2%	77.7%
% of case starts with a reported IOTN of 5	0	1	<i>N/A</i>	13.2%	13.9%	16.8 %
% of concluded courses in receipt of dual-arch fixed appliances	3	6	50.0%	72.2%	78.6%	73.8%
% of concluded courses where treatment was abandoned or discontinued	1	6	16.7%	5.6%	5.5%	7.0%
% of patients satisfied with the treatment they have received	0	0	<i>N/A</i>	95.4%	94.2%	96.0%

* Figures in italics indicate that the base number is less than 100.

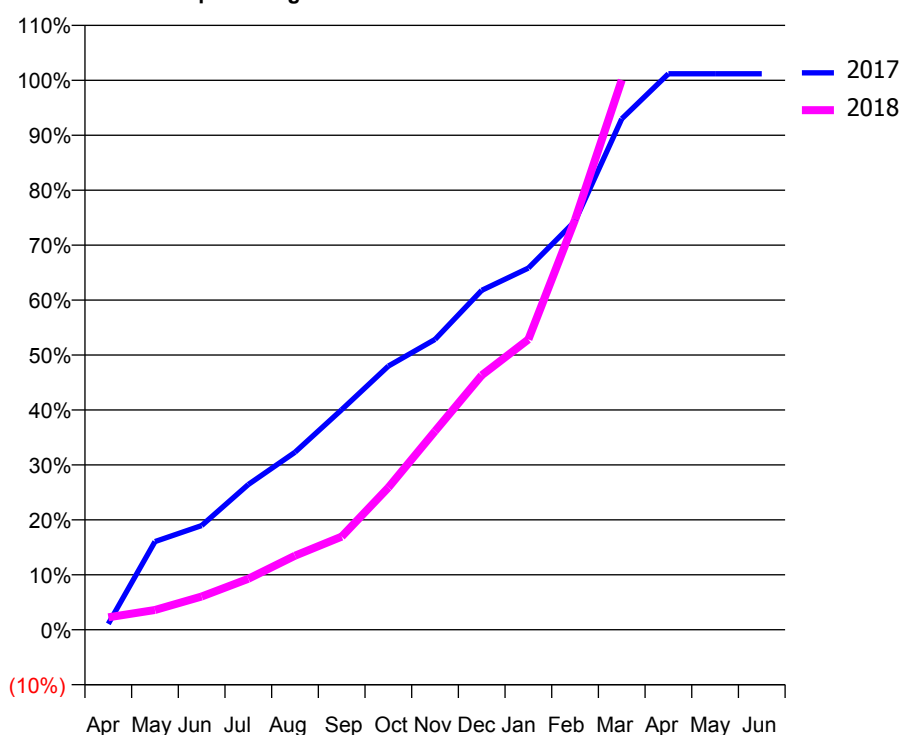
Q63 - Vital Signs Orthodontic At a Glance Contract Report for 752304/0003 - March 2018

Name or company name	MR MS DARR	17/18 Contracted general activity (UDA)	0
Contract type name	PDS Contract	Carry forward general activity (UDA)	0
Purpose of contract	Orthodontic	17/18 Contracted orthodontic activity (UOA)	6,500
Contract start date	01/04/2010	Carry forward orthodontic activity (UOA)	-77
Contract end date	31/03/2019	Baseline contract value	£451,705.85

ACCESS	Contract	England and Wales
24 month ratio of assessments to patient IDs	1.02	1.04

ACTIVITY	Contract
Contract assess and fit appliances (case starts) as a percentage of Area Team case starts	3.2 %

Cumulative percentage of contracted UOA delivered 2017 & 2018



Month	Adjusted Scheduled Activity (UOA)		
	2016	2017	2018
April	-28	70	148
May	401	1,044	235
June	580	1,233	393
July	1,411	1,719	604
August	1,881	2,100	876
September	2,410	2,603	1,102
October	3,260	3,120	1,683
November	3,751	3,435	2,349
December	4,289	4,015	3,011
January	4,552	4,278	3,435
February	5,536	4,834	4,851
March	6,217	6,043	6,502
April	6,437	6,576	
May	6,439	6,577	
June	6,439	6,577	

QUALITY (rolling 12 month period)

	Contract Quantity	Contract Base Number	Contract *	Area Team	Region	England
% of all assessments that were assess and fit appliances (case starts)	317	841	37.7%	55.4%	59.9%	60.1%
% of all assessments that were assess and refuse	129	841	15.3%	13.0%	13.8%	11.3%
% of all assessments that were assess and review	395	841	47.0%	31.7%	26.3%	28.6%
% of case starts with a reported IOTN of 3 and Aesthetic Component of 5 or below	2	317	0.6%	0.2%	0.1%	0.1%
% of case starts with a reported IOTN of 3 and Aesthetic Component of 6 or above	47	317	14.8%	5.7%	5.7%	4.1%
% of case starts with a reported IOTN of 4	232	317	73.2%	79.8%	79.2%	77.7%
% of case starts with a reported IOTN of 5	32	317	10.1%	13.2%	13.9%	16.8 %
% of concluded courses in receipt of dual-arch fixed appliances	229	334	68.6%	72.2%	78.6%	73.8%
% of concluded courses where treatment was abandoned or discontinued	82	334	24.6%	5.6%	5.5%	7.0%
% of patients satisfied with the treatment they have received	15	15	100.0%	95.4%	94.2%	96.0%

* Figures in italics indicate that the base number is less than 100.

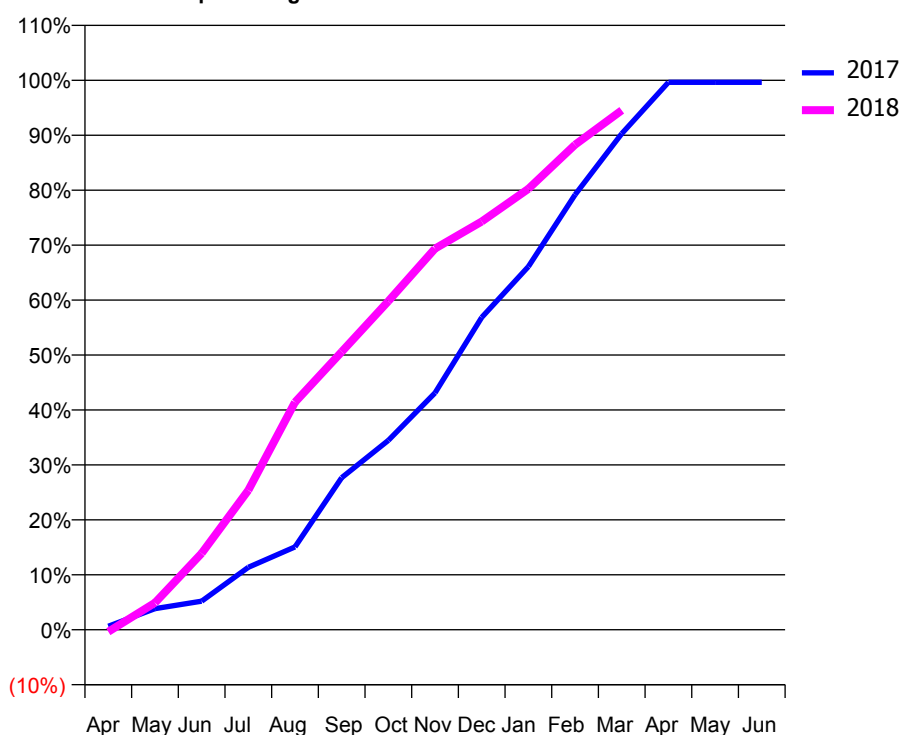
Q63 - Vital Signs Orthodontic At a Glance Contract Report for 755192/0001 - March 2018

Name or company name	MR JP WARD	17/18 Contracted general activity (UDA)	0
Contract type name	PDS Contract	Carry forward general activity (UDA)	0
Purpose of contract	Orthodontic	17/18 Contracted orthodontic activity (UOA)	3,401
Contract start date	01/04/2006	Carry forward orthodontic activity (UOA)	13
Contract end date	31/03/2018	Baseline contract value	£225,045.27

ACCESS	Contract	England and Wales
24 month ratio of assessments to patient IDs	1.01	1.04

ACTIVITY	Contract
Contract assess and fit appliances (case starts) as a percentage of Area Team case starts	1.7 %

Cumulative percentage of contracted UOA delivered 2017 & 2018



Month	Adjusted Scheduled Activity (UOA)		
	2016	2017	2018
April	3	22	-13
May	254	131	167
June	254	177	473
July	961	387	864
August	1,003	513	1,408
September	1,150	941	1,720
October	1,591	1,172	2,034
November	1,843	1,466	2,359
December	2,095	1,933	2,527
January	2,095	2,248	2,729
February	2,264	2,693	3,002
March	3,381	3,071	3,215
April	3,423	3,388	
May	3,423	3,388	
June	3,423	3,388	

QUALITY (rolling 12 month period)

	Contract Quantity	Contract Base Number	Contract *	Area Team	Region	England
% of all assessments that were assess and fit appliances (case starts)	173	354	48.9%	55.4%	59.9%	60.1%
% of all assessments that were assess and refuse	18	354	5.1%	13.0%	13.8%	11.3%
% of all assessments that were assess and review	163	354	46.0%	31.7%	26.3%	28.6%
% of case starts with a reported IOTN of 3 and Aesthetic Component of 5 or below	0	173	N/A	0.2%	0.1%	0.1%
% of case starts with a reported IOTN of 3 and Aesthetic Component of 6 or above	1	173	0.6%	5.7%	5.7%	4.1%
% of case starts with a reported IOTN of 4	116	173	67.1%	79.8%	79.2%	77.7%
% of case starts with a reported IOTN of 5	38	173	22.0%	13.2%	13.9%	16.8 %
% of concluded courses in receipt of dual-arch fixed appliances	101	137	73.7%	72.2%	78.6%	73.8%
% of concluded courses where treatment was abandoned or discontinued	6	137	4.4%	5.6%	5.5%	7.0%
% of patients satisfied with the treatment they have received	11	11	100.0%	95.4%	94.2%	96.0%

* Figures in italics indicate that the base number is less than 100.

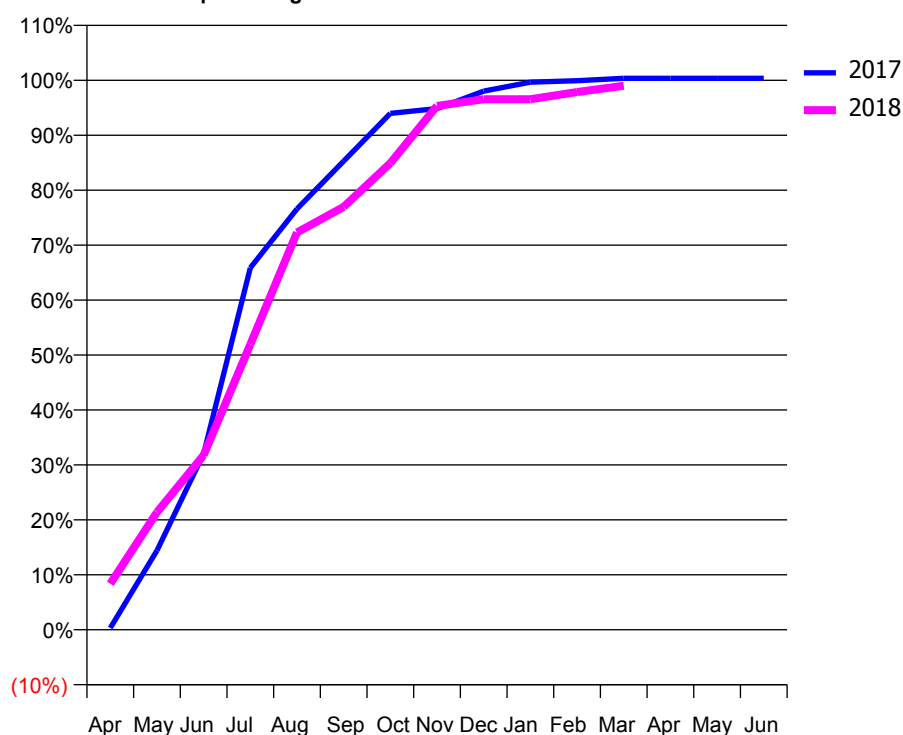
Q63 - Vital Signs Orthodontic At a Glance Contract Report for 760757/0001 - March 2018

Name or company name	MR PA HILL	17/18 Contracted general activity (UDA)	0
Contract type name	PDS Contract	Carry forward general activity (UDA)	0
Purpose of contract	Orthodontic	17/18 Contracted orthodontic activity (UOA)	7,212
Contract start date	01/04/2006	Carry forward orthodontic activity (UOA)	-25
Contract end date	31/03/2019	Baseline contract value	£481,933.54

ACCESS	Contract	England and Wales
24 month ratio of assessments to patient IDs	1.01	1.04

ACTIVITY	Contract
Contract assess and fit appliances (case starts) as a percentage of Area Team case starts	3.4 %

Cumulative percentage of contracted UOA delivered 2017 & 2018



Month	Adjusted Scheduled Activity (UOA)		
	2016	2017	2018
April	1,112	24	604
May	2,974	1,040	1,542
June	3,560	2,311	2,291
July	4,649	4,750	3,746
August	5,120	5,524	5,214
September	5,893	6,150	5,551
October	6,714	6,778	6,124
November	6,980	6,841	6,876
December	6,980	7,070	6,963
January	7,017	7,187	6,963
February	7,137	7,206	7,057
March	7,141	7,237	7,140
April	7,235	7,237	
May	7,236	7,237	
June	7,236	7,237	

QUALITY (rolling 12 month period)

	Contract Quantity	Contract Base Number	Contract *	Area Team	Region	England
% of all assessments that were assess and fit appliances (case starts)	334	521	64.1%	55.4%	59.9%	60.1%
% of all assessments that were assess and refuse	1	521	0.2%	13.0%	13.8%	11.3%
% of all assessments that were assess and review	186	521	35.7%	31.7%	26.3%	28.6%
% of case starts with a reported IOTN of 3 and Aesthetic Component of 5 or below	0	334	N/A	0.2%	0.1%	0.1%
% of case starts with a reported IOTN of 3 and Aesthetic Component of 6 or above	35	334	10.5%	5.7%	5.7%	4.1%
% of case starts with a reported IOTN of 4	274	334	82.0%	79.8%	79.2%	77.7%
% of case starts with a reported IOTN of 5	21	334	6.3%	13.2%	13.9%	16.8 %
% of concluded courses in receipt of dual-arch fixed appliances	223	265	84.2%	72.2%	78.6%	73.8%
% of concluded courses where treatment was abandoned or discontinued	3	265	1.1%	5.6%	5.5%	7.0%
% of patients satisfied with the treatment they have received	8	8	100.0%	95.4%	94.2%	96.0%

* Figures in italics indicate that the base number is less than 100.

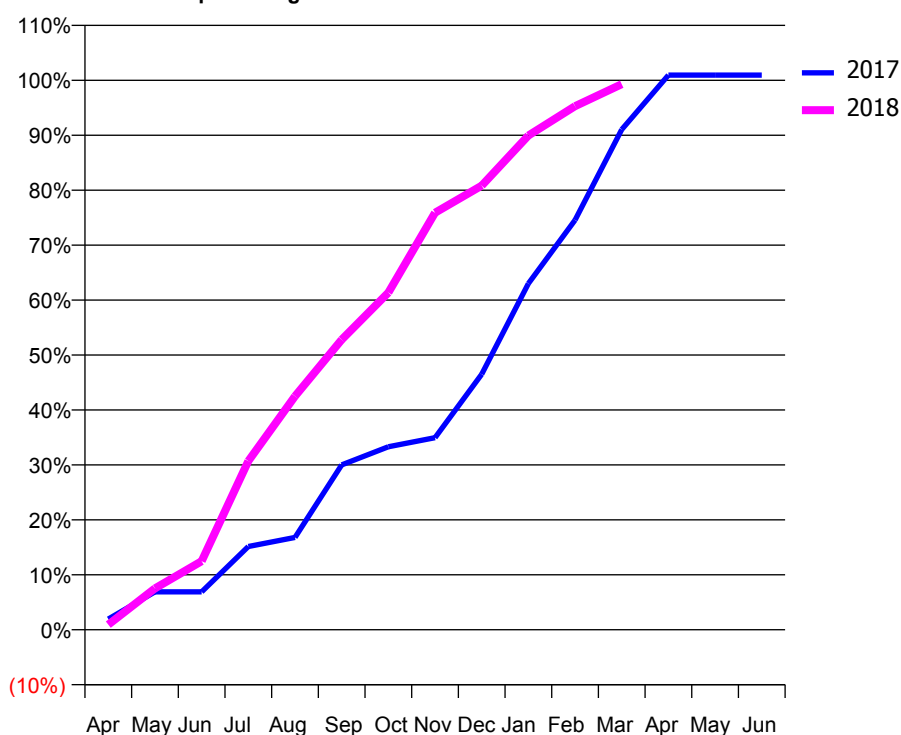
Q63 - Vital Signs Orthodontic At a Glance Contract Report for 762210/0001 - March 2018

Name or company name	MISS CA STOCK	17/18 Contracted general activity (UDA)	0
Contract type name	PDS Contract	Carry forward general activity (UDA)	0
Purpose of contract	Orthodontic	17/18 Contracted orthodontic activity (UOA)	1,273
Contract start date	01/04/2006	Carry forward orthodontic activity (UOA)	-12
Contract end date	31/03/2019	Baseline contract value	£84,137.08

ACCESS	Contract	England and Wales
24 month ratio of assessments to patient IDs	1.01	1.04

ACTIVITY	Contract
Contract assess and fit appliances (case starts) as a percentage of Area Team case starts	0.6 %

Cumulative percentage of contracted UOA delivered 2017 & 2018



Month	Adjusted Scheduled Activity (UOA)		
	2016	2017	2018
April	18	25	12
May	60	88	96
June	60	88	159
July	60	193	391
August	333	214	541
September	585	382	672
October	858	424	781
November	900	445	966
December	942	592	1,029
January	942	802	1,145
February	1,005	949	1,213
March	1,257	1,159	1,264
April	1,299	1,285	
May	1,299	1,285	
June	1,299	1,285	

QUALITY (rolling 12 month period)

	Contract Quantity	Contract Base Number	Contract *	Area Team	Region	England
% of all assessments that were assess and fit appliances (case starts)	64	119	53.8%	55.4%	59.9%	60.1%
% of all assessments that were assess and refuse	3	119	2.5%	13.0%	13.8%	11.3%
% of all assessments that were assess and review	52	119	43.7%	31.7%	26.3%	28.6%
% of case starts with a reported IOTN of 3 and Aesthetic Component of 5 or below	0	64	<i>N/A</i>	0.2%	0.1%	0.1%
% of case starts with a reported IOTN of 3 and Aesthetic Component of 6 or above	2	64	3.1%	5.7%	5.7%	4.1%
% of case starts with a reported IOTN of 4	41	64	64.1%	79.8%	79.2%	77.7%
% of case starts with a reported IOTN of 5	12	64	18.8%	13.2%	13.9%	16.8 %
% of concluded courses in receipt of dual-arch fixed appliances	33	36	91.7%	72.2%	78.6%	73.8%
% of concluded courses where treatment was abandoned or discontinued	1	36	2.8%	5.6%	5.5%	7.0%
% of patients satisfied with the treatment they have received	5	5	100.0%	95.4%	94.2%	96.0%

* Figures in italics indicate that the base number is less than 100.

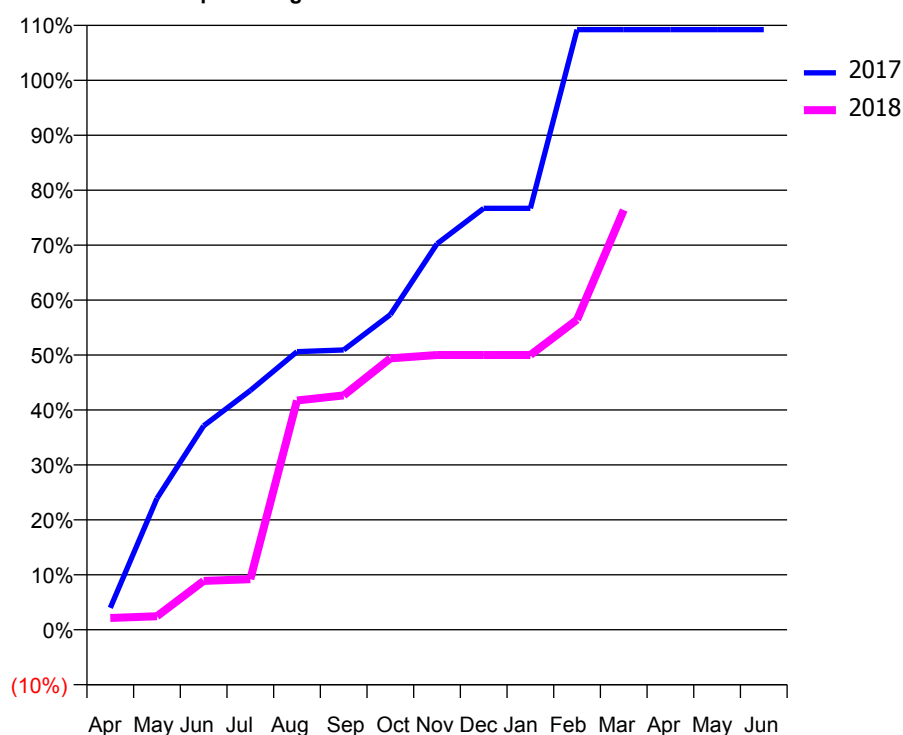
Q63 - Vital Signs Orthodontic At a Glance Contract Report for 775215/0010 - March 2018

Name or company name	MR C PATEL	17/18 Contracted general activity (UDA)	23,346
Contract type name	GDS Contract	Carry forward general activity (UDA)	800
Purpose of contract	General and Orthodontic	17/18 Contracted orthodontic activity (UOA)	326
Contract start date	01/01/2016	Carry forward orthodontic activity (UOA)	-7
Contract end date		Baseline contract value	£765,680.89

ACCESS	Contract	England and Wales
24 month ratio of assessments to patient IDs	1.00	1.04

ACTIVITY	Contract
Contract assess and fit appliances (case starts) as a percentage of Area Team case starts	0.1 %

Cumulative percentage of contracted UOA delivered 2017 & 2018



Month	Adjusted Scheduled Activity (UOA)		
	2016	2017	2018
April	0	13	7
May	0	78	8
June	0	121	29
July	0	142	30
August	0	165	136
September	0	166	139
October	0	187	161
November	0	229	163
December	0	250	163
January	0	250	163
February	42	356	184
March	65	356	249
April	65	356	
May	65	356	
June	65	356	

QUALITY (rolling 12 month period)

	Contract Quantity	Contract Base Number	Contract *	Area Team	Region	England
% of all assessments that were assess and fit appliances (case starts)	12	21	57.1%	55.4%	59.9%	60.1%
% of all assessments that were assess and refuse	5	21	23.8%	13.0%	13.8%	11.3%
% of all assessments that were assess and review	4	21	19.0%	31.7%	26.3%	28.6%
% of case starts with a reported IOTN of 3 and Aesthetic Component of 5 or below	1	12	8.3%	0.2%	0.1%	0.1%
% of case starts with a reported IOTN of 3 and Aesthetic Component of 6 or above	0	12	N/A	5.7%	5.7%	4.1%
% of case starts with a reported IOTN of 4	5	12	41.7%	79.8%	79.2%	77.7%
% of case starts with a reported IOTN of 5	3	12	25.0%	13.2%	13.9%	16.8 %
% of concluded courses in receipt of dual-arch fixed appliances	0	0	N/A	72.2%	78.6%	73.8%
% of concluded courses where treatment was abandoned or discontinued	0	0	N/A	5.6%	5.5%	7.0%
% of patients satisfied with the treatment they have received	0	0	N/A	95.4%	94.2%	96.0%

* Figures in italics indicate that the base number is less than 100.

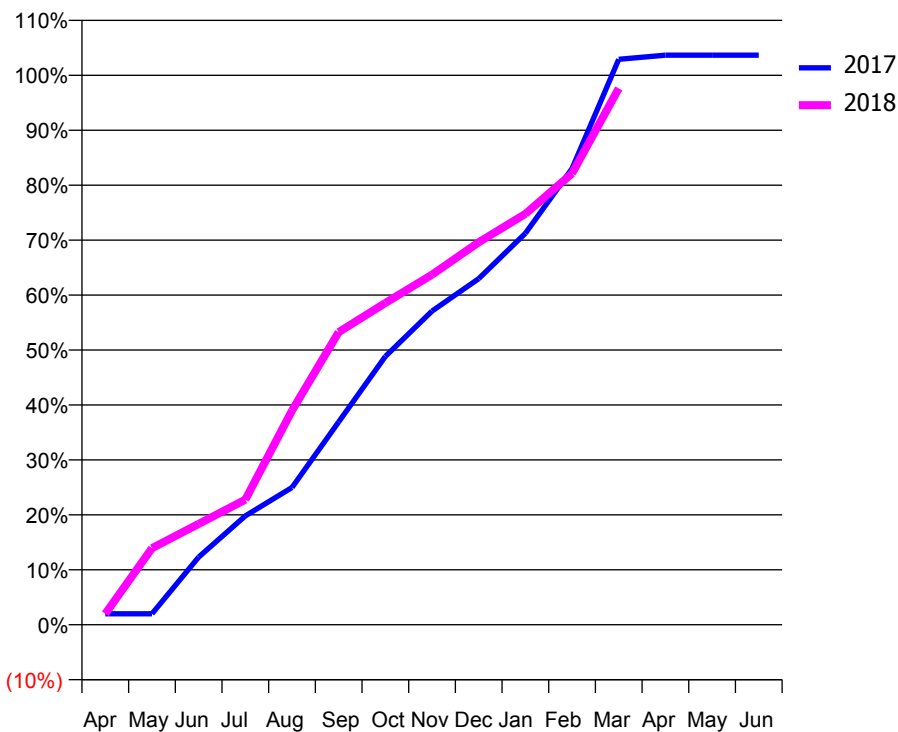
Q63 - Vital Signs Orthodontic At a Glance Contract Report for 835129/0001 - March 2018

Name or company name	MRS KL CLARKE	17/18 Contracted general activity (UDA)	0
Contract type name	PDS Contract	Carry forward general activity (UDA)	0
Purpose of contract	Orthodontic	17/18 Contracted orthodontic activity (UOA)	2,850
Contract start date	01/04/2006	Carry forward orthodontic activity (UOA)	-57
Contract end date	31/03/2018	Baseline contract value	£187,471.31

ACCESS	Contract	England and Wales
24 month ratio of assessments to patient IDs	1.00	1.04

ACTIVITY	Contract
Contract assess and fit appliances (case starts) as a percentage of Area Team case starts	1.4 %

Cumulative percentage of contracted UOA delivered 2017 & 2018



Month	Adjusted Scheduled Activity (UOA)		
	2016	2017	2018
April	191	57	57
May	402	57	397
June	531	351	523
July	911	565	649
August	1,034	712	1,111
September	1,242	1,052	1,518
October	1,535	1,392	1,669
November	1,766	1,627	1,816
December	2,005	1,795	1,984
January	2,072	2,030	2,131
February	2,580	2,366	2,341
March	2,937	2,933	2,782
April	2,937	2,954	
May	2,937	2,954	
June	2,958	2,954	

QUALITY (rolling 12 month period)

	Contract Quantity	Contract Base Number	Contract *	Area Team	Region	England
% of all assessments that were assess and fit appliances (case starts)	135	135	100.0%	55.4%	59.9%	60.1%
% of all assessments that were assess and refuse	0	135	0.0%	13.0%	13.8%	11.3%
% of all assessments that were assess and review	0	135	0.0%	31.7%	26.3%	28.6%
% of case starts with a reported IOTN of 3 and Aesthetic Component of 5 or below	0	135	N/A	0.2%	0.1%	0.1%
% of case starts with a reported IOTN of 3 and Aesthetic Component of 6 or above	1	135	0.7%	5.7%	5.7%	4.1%
% of case starts with a reported IOTN of 4	113	135	83.7%	79.8%	79.2%	77.7%
% of case starts with a reported IOTN of 5	20	135	14.8%	13.2%	13.9%	16.8 %
% of concluded courses in receipt of dual-arch fixed appliances	77	87	88.5%	72.2%	78.6%	73.8%
% of concluded courses where treatment was abandoned or discontinued	2	87	2.3%	5.6%	5.5%	7.0%
% of patients satisfied with the treatment they have received	4	4	100.0%	95.4%	94.2%	96.0%

* Figures in italics indicate that the base number is less than 100.

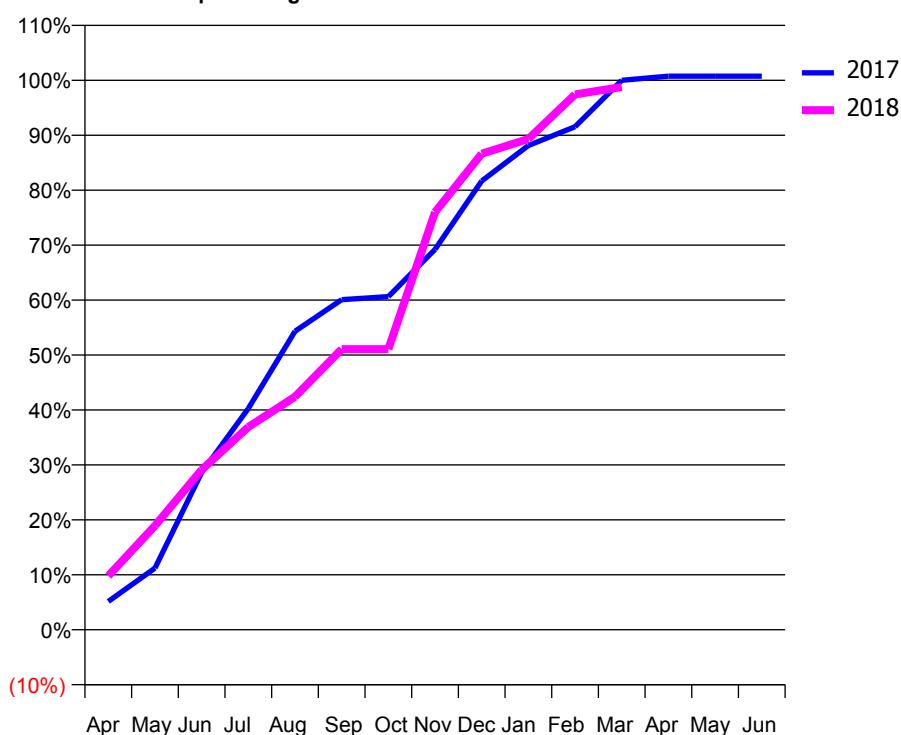
Q63 - Vital Signs Orthodontic At a Glance Contract Report for 854824/0001 - March 2018

Name or company name	MR SK SADIQ	17/18 Contracted general activity (UDA)	0
Contract type name	PDS Contract	Carry forward general activity (UDA)	0
Purpose of contract	Orthodontic	17/18 Contracted orthodontic activity (UOA)	4,200
Contract start date	01/04/2006	Carry forward orthodontic activity (UOA)	-31
Contract end date	31/03/2019	Baseline contract value	£251,095.78

ACCESS	Contract	England and Wales
24 month ratio of assessments to patient IDs	1.01	1.04

ACTIVITY	Contract
Contract assess and fit appliances (case starts) as a percentage of Area Team case starts	2.0 %

Cumulative percentage of contracted UOA delivered 2017 & 2018



Month	Adjusted Scheduled Activity (UOA)		
	2016	2017	2018
April	37	217	411
May	816	471	796
June	1,221	1,202	1,223
July	1,774	1,691	1,550
August	1,906	2,281	1,781
September	2,334	2,523	2,145
October	2,723	2,547	2,145
November	3,127	2,907	3,192
December	3,215	3,430	3,638
January	3,215	3,701	3,751
February	4,137	3,845	4,092
March	4,202	4,200	4,149
April	4,245	4,231	
May	4,245	4,231	
June	4,245	4,231	

QUALITY (rolling 12 month period)

	Contract Quantity	Contract Base Number	Contract *	Area Team	Region	England
% of all assessments that were assess and fit appliances (case starts)	197	312	63.1%	55.4%	59.9%	60.1%
% of all assessments that were assess and refuse	13	312	4.2%	13.0%	13.8%	11.3%
% of all assessments that were assess and review	102	312	32.7%	31.7%	26.3%	28.6%
% of case starts with a reported IOTN of 3 and Aesthetic Component of 5 or below	1	197	0.5%	0.2%	0.1%	0.1%
% of case starts with a reported IOTN of 3 and Aesthetic Component of 6 or above	4	197	2.0%	5.7%	5.7%	4.1%
% of case starts with a reported IOTN of 4	153	197	77.7%	79.8%	79.2%	77.7%
% of case starts with a reported IOTN of 5	32	197	16.2%	13.2%	13.9%	16.8 %
% of concluded courses in receipt of dual-arch fixed appliances	224	237	94.5%	72.2%	78.6%	73.8%
% of concluded courses where treatment was abandoned or discontinued	2	237	0.8%	5.6%	5.5%	7.0%
% of patients satisfied with the treatment they have received	5	6	83.3%	95.4%	94.2%	96.0%

* Figures in italics indicate that the base number is less than 100.

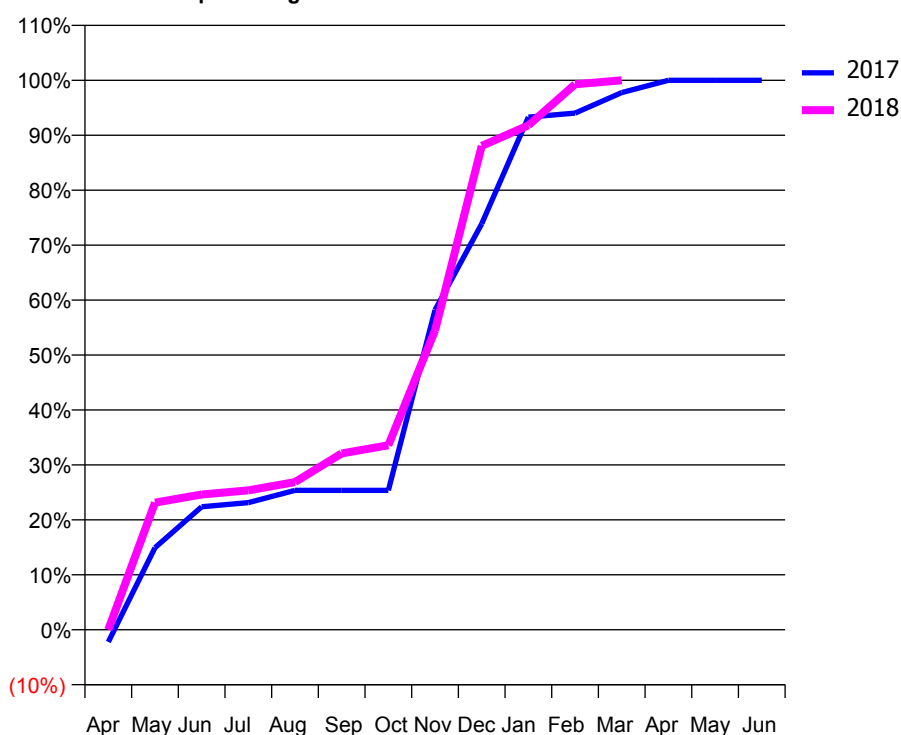
Q63 - Vital Signs Orthodontic At a Glance Contract Report for 909548/0001 - March 2018

Name or company name	MR HS KALSI	17/18 Contracted general activity (UDA)	7,537
Contract type name	GDS Contract	Carry forward general activity (UDA)	250
Purpose of contract	General and Orthodontic	17/18 Contracted orthodontic activity (UOA)	134
Contract start date	01/04/2006	Carry forward orthodontic activity (UOA)	0
Contract end date		Baseline contract value	£210,763.24

ACCESS	Contract	England and Wales
24 month ratio of assessments to patient IDs	1.08	1.04

ACTIVITY	Contract
Contract assess and fit appliances (case starts) as a percentage of Area Team case starts	0.0 %

Cumulative percentage of contracted UOA delivered 2017 & 2018



Month	Adjusted Scheduled Activity (UOA)		
	2016	2017	2018
April	-1	-3	0
May	26	20	31
June	48	30	33
July	48	31	34
August	74	34	36
September	76	34	43
October	76	34	45
November	97	78	73
December	97	99	118
January	97	125	123
February	118	126	133
March	128	131	134
April	130	134	
May	130	134	
June	130	134	

QUALITY (rolling 12 month period)

	Contract Quantity	Contract Base Number	Contract *	Area Team	Region	England
% of all assessments that were assess and fit appliances (case starts)	4	57	7.0%	55.4%	59.9%	60.1%
% of all assessments that were assess and refuse	0	57	0.0%	13.0%	13.8%	11.3%
% of all assessments that were assess and review	53	57	93.0%	31.7%	26.3%	28.6%
% of case starts with a reported IOTN of 3 and Aesthetic Component of 5 or below	0	4	N/A	0.2%	0.1%	0.1%
% of case starts with a reported IOTN of 3 and Aesthetic Component of 6 or above	1	4	25.0%	5.7%	5.7%	4.1%
% of case starts with a reported IOTN of 4	3	4	75.0%	79.8%	79.2%	77.7%
% of case starts with a reported IOTN of 5	0	4	N/A	13.2%	13.9%	16.8 %
% of concluded courses in receipt of dual-arch fixed appliances	0	0	N/A	72.2%	78.6%	73.8%
% of concluded courses where treatment was abandoned or discontinued	0	0	N/A	5.6%	5.5%	7.0%
% of patients satisfied with the treatment they have received	0	0	N/A	95.4%	94.2%	96.0%

* Figures in italics indicate that the base number is less than 100.

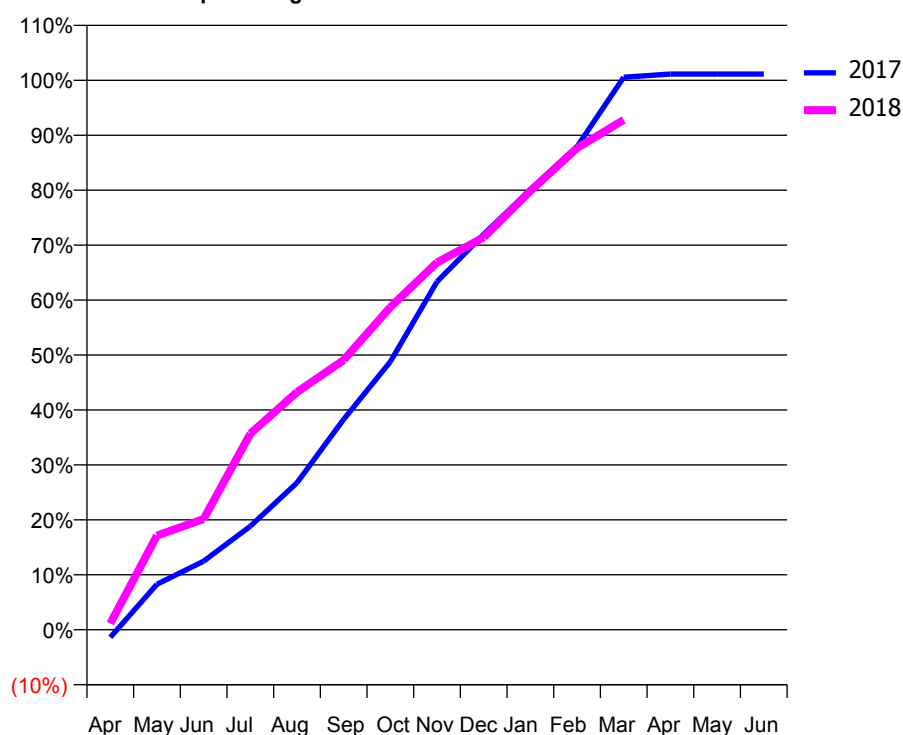
Q63 - Vital Signs Orthodontic At a Glance Contract Report for 949612/0003 - March 2018

Name or company name	Simply Orthodontics	17/18 Contracted general activity (UDA)	0
Contract type name	PDS Contract	Carry forward general activity (UDA)	0
Purpose of contract	Orthodontic	17/18 Contracted orthodontic activity (UOA)	11,563
Contract start date	01/04/2011	Carry forward orthodontic activity (UOA)	-132
Contract end date	31/03/2019	Baseline contract value	£764,109.33

ACCESS	Contract	England and Wales
24 month ratio of assessments to patient IDs	1.00	1.04

ACTIVITY	Contract
Contract assess and fit appliances (case starts) as a percentage of Area Team case starts	5.1 %

Cumulative percentage of contracted UOA delivered 2017 & 2018



Month	Adjusted Scheduled Activity (UOA)		
	2016	2017	2018
April	-125	-160	132
May	715	957	1,983
June	1,185	1,443	2,329
July	2,241	2,178	4,126
August	3,045	3,093	5,003
September	4,141	4,430	5,676
October	5,237	5,642	6,789
November	6,443	7,325	7,729
December	7,545	8,320	8,258
January	7,846	9,263	9,234
February	9,530	10,166	10,137
March	10,403	11,627	10,729
April	11,386	11,694	
May	11,402	11,695	
June	11,403	11,695	

QUALITY (rolling 12 month period)	Contract Quantity	Contract Base Number	Contract *	Area Team	Region	England
% of all assessments that were assess and fit appliances (case starts)	507	594	85.4%	55.4%	59.9%	60.1%
% of all assessments that were assess and refuse	1	594	0.2%	13.0%	13.8%	11.3%
% of all assessments that were assess and review	86	594	14.5%	31.7%	26.3%	28.6%
% of case starts with a reported IOTN of 3 and Aesthetic Component of 5 or below	0	507	N/A	0.2%	0.1%	0.1%
% of case starts with a reported IOTN of 3 and Aesthetic Component of 6 or above	23	507	4.5%	5.7%	5.7%	4.1%
% of case starts with a reported IOTN of 4	397	507	78.3%	79.8%	79.2%	77.7%
% of case starts with a reported IOTN of 5	87	507	17.2%	13.2%	13.9%	16.8 %
% of concluded courses in receipt of dual-arch fixed appliances	486	503	96.6%	72.2%	78.6%	73.8%
% of concluded courses where treatment was abandoned or discontinued	4	503	0.8%	5.6%	5.5%	7.0%
% of patients satisfied with the treatment they have received	15	15	100.0%	95.4%	94.2%	96.0%

* Figures in italics indicate that the base number is less than 100.

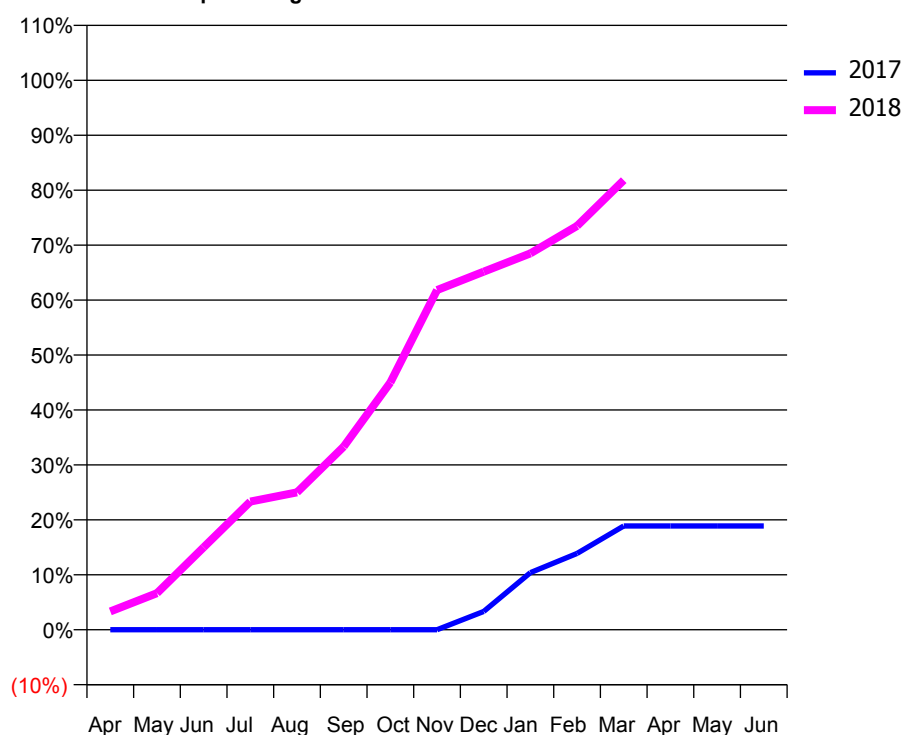
Q64 - Vital Signs Orthodontic At a Glance Contract Report for 100120/0000 - March 2018

Name or company name	RUH Orthodontics	17/18 Contracted general activity (UDA)	0
Contract type name	PDS Contract	Carry forward general activity (UDA)	0
Purpose of contract	Orthodontic	17/18 Contracted orthodontic activity (UOA)	1,260
Contract start date	01/04/2016	Carry forward orthodontic activity (UOA)	0
Contract end date	31/03/2018	Baseline contract value	£86,624.76

ACCESS	Contract	England and Wales
24 month ratio of assessments to patient IDs	1.02	1.04

ACTIVITY	Contract
Contract assess and fit appliances (case starts) as a percentage of Area Team case starts	1.1 %

Cumulative percentage of contracted UOA delivered 2017 & 2018



Month	Adjusted Scheduled Activity (UOA)		
	2016	2017	2018
April	0	0	42
May	0	0	84
June	0	0	189
July	0	0	294
August	0	0	315
September	0	0	420
October	0	0	567
November	0	0	779
December	0	42	821
January	0	131	863
February	0	175	926
March	0	238	1,031
April	0	238	
May	0	238	
June	0	238	

QUALITY (rolling 12 month period)

	Contract Quantity	Contract Base Number	Contract *	Area Team	Region	England
% of all assessments that were assess and fit appliances (case starts)	50	50	100.0%	57.2%	62.5%	60.1%
% of all assessments that were assess and refuse	0	50	0.0%	9.3%	10.1%	11.3%
% of all assessments that were assess and review	0	50	0.0%	33.5%	27.4%	28.6%
% of case starts with a reported IOTN of 3 and Aesthetic Component of 5 or below	0	50	N/A	0.0%	0.1%	0.1%
% of case starts with a reported IOTN of 3 and Aesthetic Component of 6 or above	0	50	N/A	5.0%	3.4%	4.1%
% of case starts with a reported IOTN of 4	40	50	80.0%	75.7%	77.7%	77.7%
% of case starts with a reported IOTN of 5	6	50	12.0%	14.2%	17.4%	16.8 %
% of concluded courses in receipt of dual-arch fixed appliances	1	2	50.0%	66.2%	73.0%	73.8%
% of concluded courses where treatment was abandoned or discontinued	0	2	0.0%	6.8%	6.3%	7.0%
% of patients satisfied with the treatment they have received	2	2	100.0%	96.5%	96.0%	96.0%

* Figures in italics indicate that the base number is less than 100.

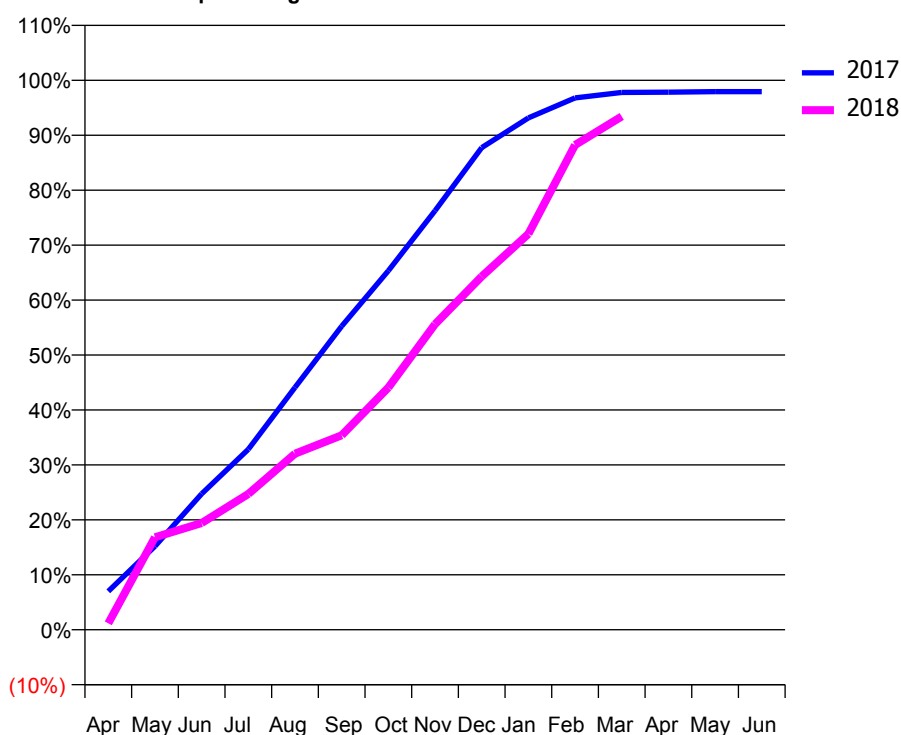
Q64 - Vital Signs Orthodontic At a Glance Contract Report for 101281/0111 - March 2018

Name or company name	OASIS DENTAL CARE LTD	17/18 Contracted general activity (UDA)	0
Contract type name	PDS Contract	Carry forward general activity (UDA)	0
Purpose of contract	Orthodontic	17/18 Contracted orthodontic activity (UOA)	2,868
Contract start date	01/04/2006	Carry forward orthodontic activity (UOA)	54
Contract end date	31/03/2019	Baseline contract value	£183,009.25

ACCESS	Contract	England and Wales
24 month ratio of assessments to patient IDs	1.08	1.04

ACTIVITY	Contract
Contract assess and fit appliances (case starts) as a percentage of Area Team case starts	2.8 %

Cumulative percentage of contracted UOA delivered 2017 & 2018



Month	Adjusted Scheduled Activity (UOA)		
	2016	2017	2018
April	230	183	34
May	488	398	483
June	563	647	557
July	702	859	709
August	846	1,154	919
September	1,185	1,445	1,015
October	1,378	1,709	1,264
November	1,566	1,995	1,595
December	1,758	2,295	1,844
January	2,127	2,437	2,066
February	2,502	2,532	2,530
March	2,661	2,558	2,679
April	2,683	2,559	
May	2,663	2,562	
June	2,663	2,562	

QUALITY (rolling 12 month period)

	Contract Quantity	Contract Base Number	Contract *	Area Team	Region	England
% of all assessments that were assess and fit appliances (case starts)	122	315	38.7%	57.2%	62.5%	60.1%
% of all assessments that were assess and refuse	4	315	1.3%	9.3%	10.1%	11.3%
% of all assessments that were assess and review	189	315	60.0%	33.5%	27.4%	28.6%
% of case starts with a reported IOTN of 3 and Aesthetic Component of 5 or below	0	122	N/A	0.0%	0.1%	0.1%
% of case starts with a reported IOTN of 3 and Aesthetic Component of 6 or above	0	122	N/A	5.0%	3.4%	4.1%
% of case starts with a reported IOTN of 4	117	122	95.9%	75.7%	77.7%	77.7%
% of case starts with a reported IOTN of 5	5	122	4.1%	14.2%	17.4%	16.8 %
% of concluded courses in receipt of dual-arch fixed appliances	66	88	75.0%	66.2%	73.0%	73.8%
% of concluded courses where treatment was abandoned or discontinued	6	88	6.8%	6.8%	6.3%	7.0%
% of patients satisfied with the treatment they have received	3	3	100.0%	96.5%	96.0%	96.0%

* Figures in italics indicate that the base number is less than 100.

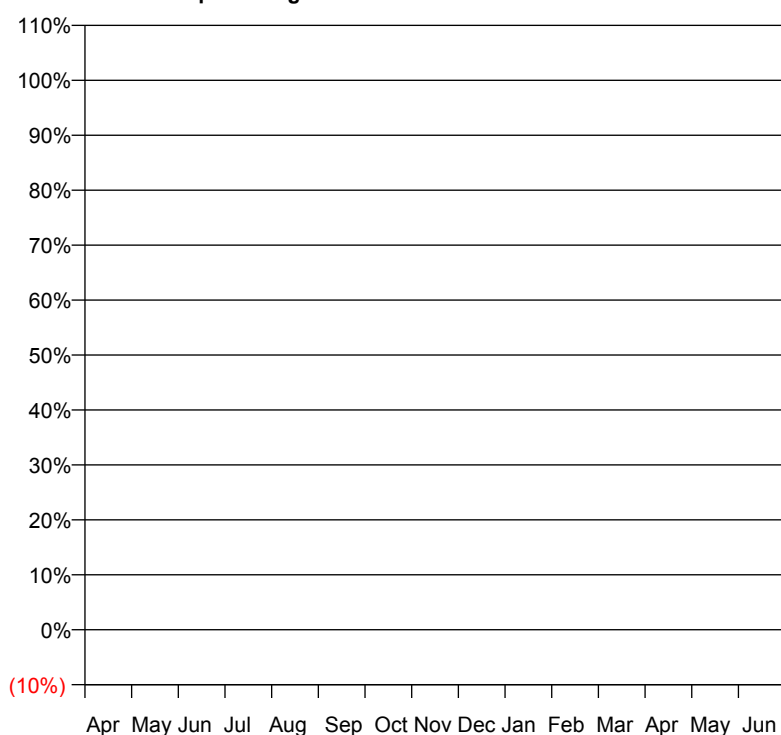
Q64 - Vital Signs Orthodontic At a Glance Contract Report for 101370/0075 - March 2018

Name or company name	Petrie Tucker and Partners Ltd	17/18 Contracted general activity (UDA)	32,500
Contract type name	GDS Contract	Carry forward general activity (UDA)	-309
Purpose of contract	General	17/18 Contracted orthodontic activity (UOA)	0
Contract start date	01/04/2007	Carry forward orthodontic activity (UOA)	0
Contract end date		Baseline contract value	£692,776.19

ACCESS	Contract	England and Wales
24 month ratio of assessments to patient IDs	1.00	1.04

ACTIVITY	Contract
Contract assess and fit appliances (case starts) as a percentage of Area Team case starts	0.0 %

Cumulative percentage of contracted UOA delivered 2017 & 2018



— 2017
— 2018

Month	Adjusted Scheduled Activity (UOA)		
	2016	2017	2018
April	0	0	0
May	0	0	0
June	0	0	0
July	0	0	0
August	0	0	0
September	0	0	1
October	0	0	1
November	0	0	1
December	0	0	1
January	0	0	1
February	0	0	1
March	0	0	1
April	0	0	
May	0	0	
June	0	0	

QUALITY (rolling 12 month period)

	Contract Quantity	Contract Base Number	Contract *	Area Team	Region	England
% of all assessments that were assess and fit appliances (case starts)	0	1	0.0%	57.2%	62.5%	60.1%
% of all assessments that were assess and refuse	0	1	0.0%	9.3%	10.1%	11.3%
% of all assessments that were assess and review	1	1	100.0%	33.5%	27.4%	28.6%
% of case starts with a reported IOTN of 3 and Aesthetic Component of 5 or below	0	0	N/A	0.0%	0.1%	0.1%
% of case starts with a reported IOTN of 3 and Aesthetic Component of 6 or above	0	0	N/A	5.0%	3.4%	4.1%
% of case starts with a reported IOTN of 4	0	0	N/A	75.7%	77.7%	77.7%
% of case starts with a reported IOTN of 5	0	0	N/A	14.2%	17.4%	16.8 %
% of concluded courses in receipt of dual-arch fixed appliances	0	0	N/A	66.2%	73.0%	73.8%
% of concluded courses where treatment was abandoned or discontinued	0	0	N/A	6.8%	6.3%	7.0%
% of patients satisfied with the treatment they have received	0	0	N/A	96.5%	96.0%	96.0%

* Figures in italics indicate that the base number is less than 100.

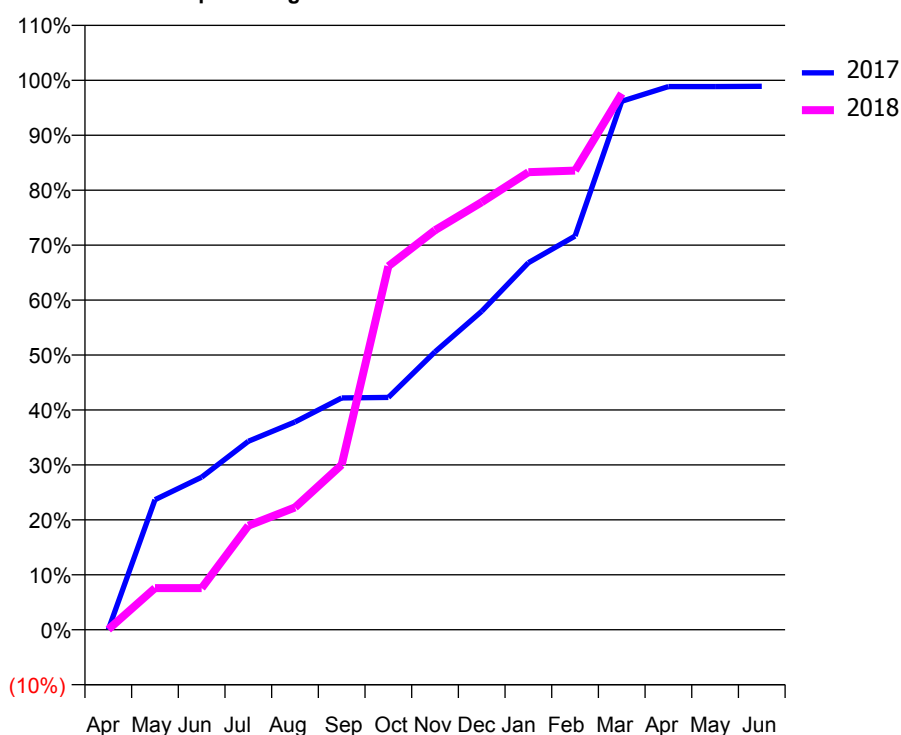
Q64 - Vital Signs Orthodontic At a Glance Contract Report for 109002/0002 - March 2018

Name or company name	Dr Dominic Killian Ltd	17/18 Contracted general activity (UDA)	0
Contract type name	PDS Contract	Carry forward general activity (UDA)	0
Purpose of contract	Orthodontic	17/18 Contracted orthodontic activity (UOA)	1,411
Contract start date	01/10/2008	Carry forward orthodontic activity (UOA)	0
Contract end date	31/03/2019	Baseline contract value	£94,007.01

ACCESS	Contract	England and Wales
24 month ratio of assessments to patient IDs	1.06	1.04

ACTIVITY	Contract
Contract assess and fit appliances (case starts) as a percentage of Area Team case starts	1.3 %

Cumulative percentage of contracted UOA delivered 2017 & 2018



Month	Adjusted Scheduled Activity (UOA)		
	2016	2017	2018
April	-5	0	1
May	65	423	107
June	89	496	107
July	292	613	267
August	304	675	314
September	440	753	424
October	709	755	934
November	777	903	1,026
December	963	1,035	1,098
January	991	1,193	1,175
February	1,227	1,280	1,179
March	1,473	1,718	1,377
April	1,482	1,766	
May	1,503	1,766	
June	1,503	1,766	

QUALITY (rolling 12 month period)	Contract Quantity	Contract Base Number	Contract *	Area Team	Region	England
% of all assessments that were assess and fit appliances (case starts)	56	318	17.6%	57.2%	62.5%	60.1%
% of all assessments that were assess and refuse	77	318	24.2%	9.3%	10.1%	11.3%
% of all assessments that were assess and review	185	318	58.2%	33.5%	27.4%	28.6%
% of case starts with a reported IOTN of 3 and Aesthetic Component of 5 or below	0	56	<i>N/A</i>	0.0%	0.1%	0.1%
% of case starts with a reported IOTN of 3 and Aesthetic Component of 6 or above	0	56	<i>N/A</i>	5.0%	3.4%	4.1%
% of case starts with a reported IOTN of 4	40	56	71.4%	75.7%	77.7%	77.7%
% of case starts with a reported IOTN of 5	14	56	25.0%	14.2%	17.4%	16.8 %
% of concluded courses in receipt of dual-arch fixed appliances	51	54	94.4%	66.2%	73.0%	73.8%
% of concluded courses where treatment was abandoned or discontinued	1	54	1.9%	6.8%	6.3%	7.0%
% of patients satisfied with the treatment they have received	4	4	100.0%	96.5%	96.0%	96.0%

* Figures in italics indicate that the base number is less than 100.

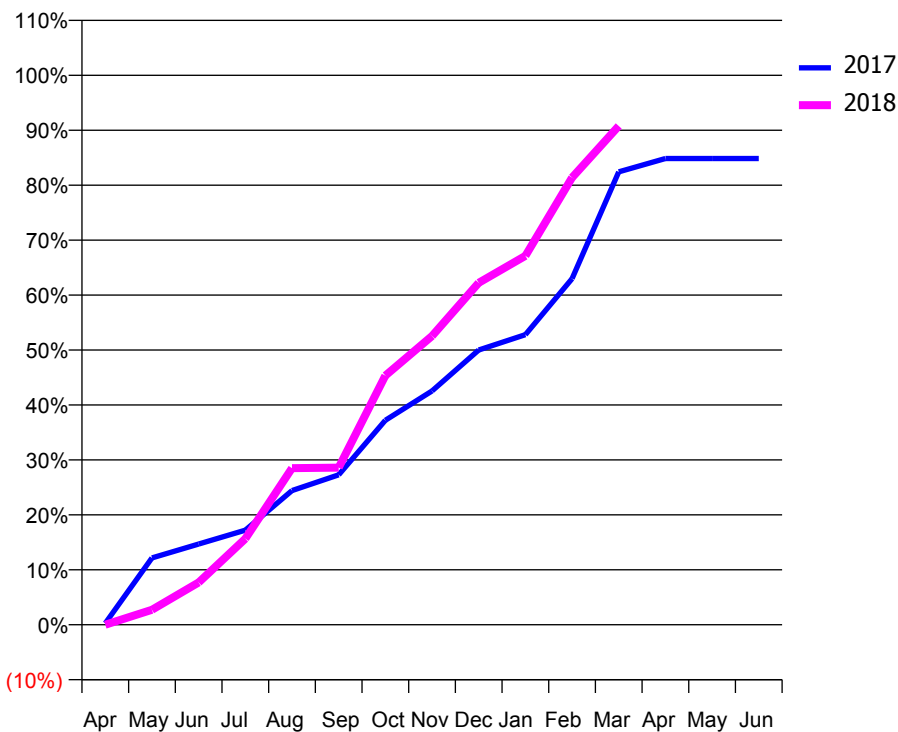
Q64 - Vital Signs Orthodontic At a Glance Contract Report for 113387/0001 - March 2018

Name or company name	Hanlon, Gardner Dental Surgeons	17/18 Contracted general activity (UDA)	5,483
Contract type name	GDS Contract	Carry forward general activity (UDA)	0
Purpose of contract	General and Orthodontic	17/18 Contracted orthodontic activity (UOA)	896
Contract start date	01/04/2006	Carry forward orthodontic activity (UOA)	0
Contract end date		Baseline contract value	£179,473.63

ACCESS	Contract	England and Wales
24 month ratio of assessments to patient IDs	1.07	1.04

ACTIVITY	Contract
Contract assess and fit appliances (case starts) as a percentage of Area Team case starts	0.9 %

Cumulative percentage of contracted UOA delivered 2017 & 2018



Month	Adjusted Scheduled Activity (UOA)		
	2016	2017	2018
April	0	2	0
May	45	109	24
June	171	132	69
July	340	154	140
August	488	219	255
September	510	245	256
October	574	333	406
November	598	381	471
December	665	448	558
January	687	473	602
February	813	564	729
March	984	738	813
April	1,005	760	
May	1,005	760	
June	1,005	760	

QUALITY (rolling 12 month period)

	Contract Quantity	Contract Base Number	Contract *	Area Team	Region	England
% of all assessments that were assess and fit appliances (case starts)	42	59	71.2%	57.2%	62.5%	60.1%
% of all assessments that were assess and refuse	1	59	1.7%	9.3%	10.1%	11.3%
% of all assessments that were assess and review	16	59	27.1%	33.5%	27.4%	28.6%
% of case starts with a reported IOTN of 3 and Aesthetic Component of 5 or below	0	42	N/A	0.0%	0.1%	0.1%
% of case starts with a reported IOTN of 3 and Aesthetic Component of 6 or above	1	42	2.4%	5.0%	3.4%	4.1%
% of case starts with a reported IOTN of 4	39	42	92.9%	75.7%	77.7%	77.7%
% of case starts with a reported IOTN of 5	2	42	4.8%	14.2%	17.4%	16.8 %
% of concluded courses in receipt of dual-arch fixed appliances	13	19	68.4%	66.2%	73.0%	73.8%
% of concluded courses where treatment was abandoned or discontinued	3	19	15.8%	6.8%	6.3%	7.0%
% of patients satisfied with the treatment they have received	2	2	100.0%	96.5%	96.0%	96.0%

* Figures in italics indicate that the base number is less than 100.

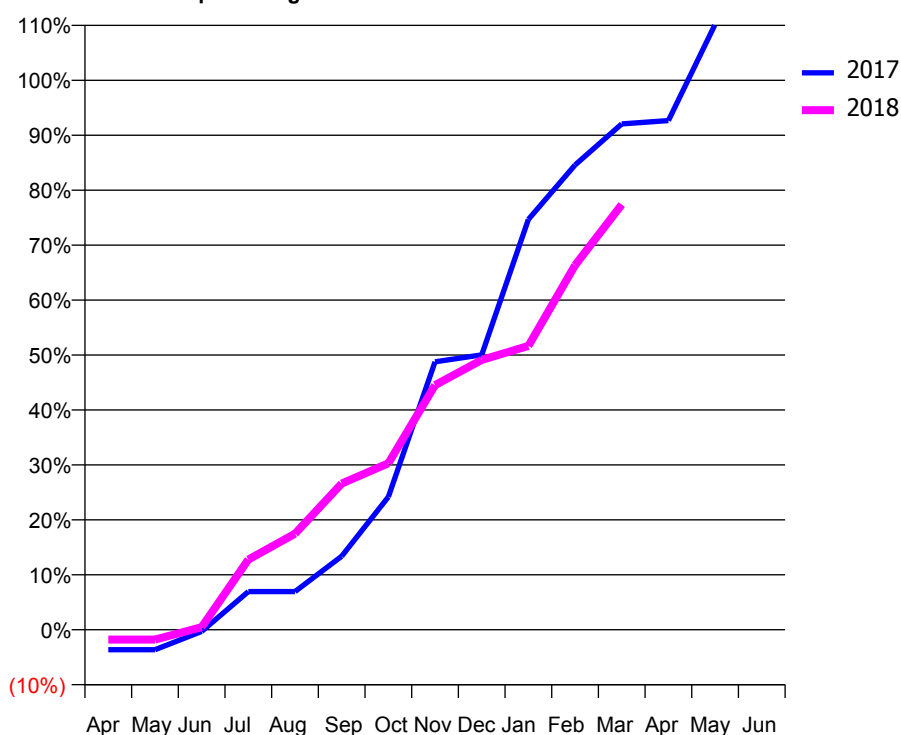
Q64 - Vital Signs Orthodontic At a Glance Contract Report for 114677/0001 - March 2018

Name or company name	Salisbury Orthodontics Limited	17/18 Contracted general activity (UDA)	0
Contract type name	PDS Contract	Carry forward general activity (UDA)	0
Purpose of contract	Orthodontic	17/18 Contracted orthodontic activity (UOA)	4,160
Contract start date	01/09/2015	Carry forward orthodontic activity (UOA)	75
Contract end date	31/03/2019	Baseline contract value	£273,584.81

ACCESS	Contract	England and Wales
24 month ratio of assessments to patient IDs	1.04	1.04

ACTIVITY	Contract
Contract assess and fit appliances (case starts) as a percentage of Area Team case starts	4.7 %

Cumulative percentage of contracted UOA delivered 2017 & 2018



Month	Adjusted Scheduled Activity (UOA)		
	2016	2017	2018
April	0	-124	-75
May	0	-124	-75
June	0	-11	20
July	0	236	532
August	0	236	727
September	0	455	1,107
October	373	822	1,261
November	413	1,658	1,852
December	758	1,701	2,043
January	758	2,539	2,149
February	1,411	2,876	2,760
March	1,737	3,130	3,219
April	2,106	3,151	
May	2,123	3,745	
June	2,209	3,745	

QUALITY (rolling 12 month period)

	Contract Quantity	Contract Base Number	Contract *	Area Team	Region	England
% of all assessments that were assess and fit appliances (case starts)	206	270	76.3%	57.2%	62.5%	60.1%
% of all assessments that were assess and refuse	4	270	1.5%	9.3%	10.1%	11.3%
% of all assessments that were assess and review	60	270	22.2%	33.5%	27.4%	28.6%
% of case starts with a reported IOTN of 3 and Aesthetic Component of 5 or below	0	206	N/A	0.0%	0.1%	0.1%
% of case starts with a reported IOTN of 3 and Aesthetic Component of 6 or above	0	206	N/A	5.0%	3.4%	4.1%
% of case starts with a reported IOTN of 4	180	206	87.4%	75.7%	77.7%	77.7%
% of case starts with a reported IOTN of 5	24	206	11.7%	14.2%	17.4%	16.8 %
% of concluded courses in receipt of dual-arch fixed appliances	111	133	83.5%	66.2%	73.0%	73.8%
% of concluded courses where treatment was abandoned or discontinued	16	133	12.0%	6.8%	6.3%	7.0%
% of patients satisfied with the treatment they have received	3	3	100.0%	96.5%	96.0%	96.0%

* Figures in italics indicate that the base number is less than 100.

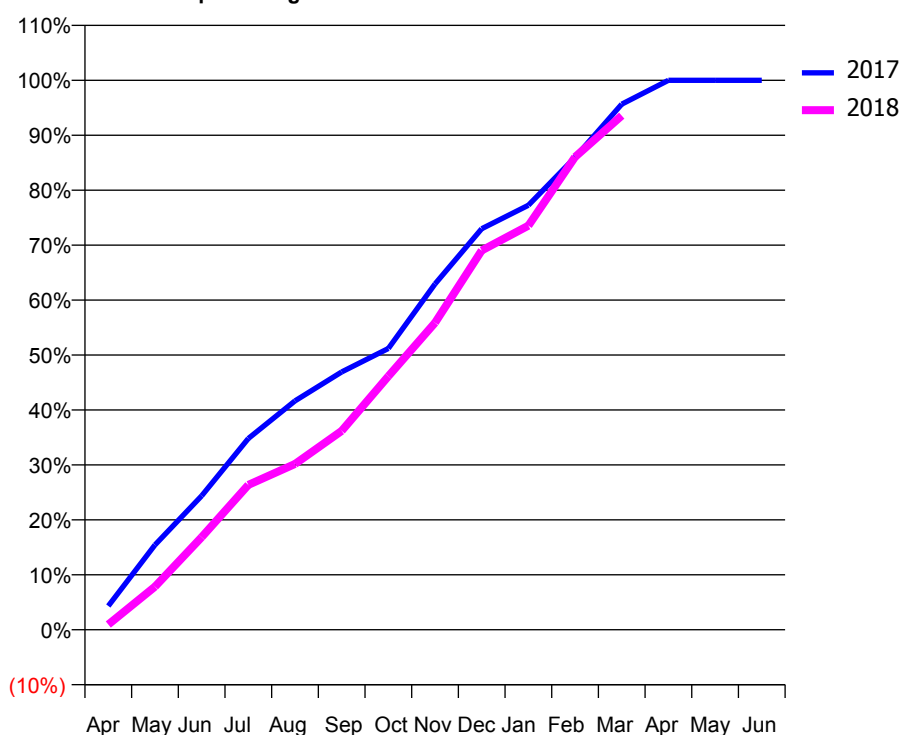
Q64 - Vital Signs Orthodontic At a Glance Contract Report for 125385/0002 - March 2018

Name or company name	Dr Michael Frain Ltd	17/18 Contracted general activity (UDA)	14,500
Contract type name	GDS Contract	Carry forward general activity (UDA)	-21
Purpose of contract	General and Orthodontic	17/18 Contracted orthodontic activity (UOA)	5,228
Contract start date	01/04/2008	Carry forward orthodontic activity (UOA)	1
Contract end date		Baseline contract value	£677,456.33

ACCESS	Contract	England and Wales
24 month ratio of assessments to patient IDs	1.47	1.04

ACTIVITY	Contract
Contract assess and fit appliances (case starts) as a percentage of Area Team case starts	5.1 %

Cumulative percentage of contracted UOA delivered 2017 & 2018



Month	Adjusted Scheduled Activity (UOA)		
	2016	2017	2018
April	0	226	50
May	516	808	410
June	917	1,274	881
July	1,590	1,820	1,378
August	1,661	2,178	1,578
September	2,036	2,453	1,892
October	2,754	2,676	2,413
November	3,164	3,290	2,921
December	3,786	3,815	3,609
January	3,872	4,039	3,845
February	4,887	4,494	4,498
March	5,452	5,000	4,892
April	5,587	5,227	
May	5,587	5,227	
June	5,587	5,227	

QUALITY (rolling 12 month period)	Contract Quantity	Contract Base Number	Contract *	Area Team	Region	England
% of all assessments that were assess and fit appliances (case starts)	226	600	37.7%	57.2%	62.5%	60.1%
% of all assessments that were assess and refuse	56	600	9.3%	9.3%	10.1%	11.3%
% of all assessments that were assess and review	318	600	53.0%	33.5%	27.4%	28.6%
% of case starts with a reported IOTN of 3 and Aesthetic Component of 5 or below	0	226	N/A	0.0%	0.1%	0.1%
% of case starts with a reported IOTN of 3 and Aesthetic Component of 6 or above	13	226	5.8%	5.0%	3.4%	4.1%
% of case starts with a reported IOTN of 4	159	226	70.4%	75.7%	77.7%	77.7%
% of case starts with a reported IOTN of 5	54	226	23.9%	14.2%	17.4%	16.8 %
% of concluded courses in receipt of dual-arch fixed appliances	183	245	74.7%	66.2%	73.0%	73.8%
% of concluded courses where treatment was abandoned or discontinued	42	245	17.1%	6.8%	6.3%	7.0%
% of patients satisfied with the treatment they have received	6	6	100.0%	96.5%	96.0%	96.0%

* Figures in italics indicate that the base number is less than 100.

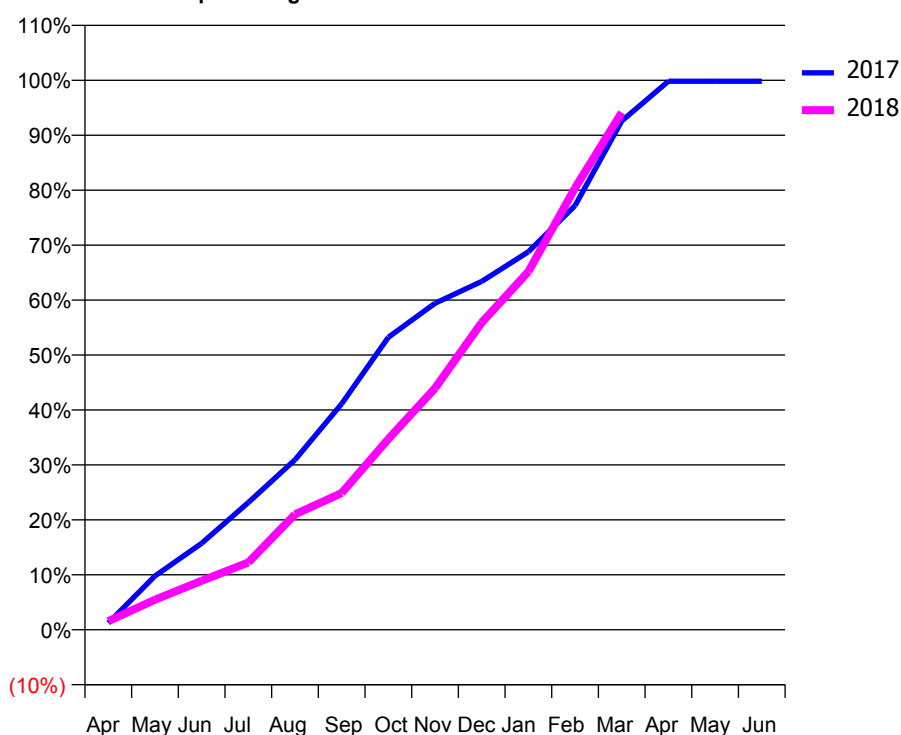
Q64 - Vital Signs Orthodontic At a Glance Contract Report for 133620/0001 - March 2018

Name or company name	Cloudshell Limited	17/18 Contracted general activity (UDA)	0
Contract type name	PDS Contract	Carry forward general activity (UDA)	0
Purpose of contract	Orthodontic	17/18 Contracted orthodontic activity (UOA)	7,210
Contract start date	01/09/2012	Carry forward orthodontic activity (UOA)	11
Contract end date	31/08/2022	Baseline contract value	£492,422.13

ACCESS	Contract	England and Wales
24 month ratio of assessments to patient IDs	1.01	1.04

ACTIVITY	Contract
Contract assess and fit appliances (case starts) as a percentage of Area Team case starts	7.4 %

Cumulative percentage of contracted UOA delivered 2017 & 2018



Month	Adjusted Scheduled Activity (UOA)		
	2016	2017	2018
April	98	81	112
May	379	643	395
June	1,028	1,032	643
July	1,550	1,520	882
August	1,743	2,029	1,515
September	2,149	2,697	1,795
October	2,518	3,492	2,502
November	3,068	3,898	3,170
December	3,959	4,159	4,030
January	4,632	4,512	4,699
February	5,718	5,063	5,798
March	6,176	6,074	6,786
April	6,577	6,549	
May	6,577	6,549	
June	6,577	6,549	

QUALITY (rolling 12 month period)

	Contract Quantity	Contract Base Number	Contract *	Area Team	Region	England
% of all assessments that were assess and fit appliances (case starts)	329	709	46.4%	57.2%	62.5%	60.1%
% of all assessments that were assess and refuse	62	709	8.7%	9.3%	10.1%	11.3%
% of all assessments that were assess and review	318	709	44.9%	33.5%	27.4%	28.6%
% of case starts with a reported IOTN of 3 and Aesthetic Component of 5 or below	0	329	N/A	0.0%	0.1%	0.1%
% of case starts with a reported IOTN of 3 and Aesthetic Component of 6 or above	31	329	9.4%	5.0%	3.4%	4.1%
% of case starts with a reported IOTN of 4	258	329	78.4%	75.7%	77.7%	77.7%
% of case starts with a reported IOTN of 5	38	329	11.6%	14.2%	17.4%	16.8 %
% of concluded courses in receipt of dual-arch fixed appliances	266	282	94.3%	66.2%	73.0%	73.8%
% of concluded courses where treatment was abandoned or discontinued	10	282	3.5%	6.8%	6.3%	7.0%
% of patients satisfied with the treatment they have received	7	7	100.0%	96.5%	96.0%	96.0%

* Figures in italics indicate that the base number is less than 100.

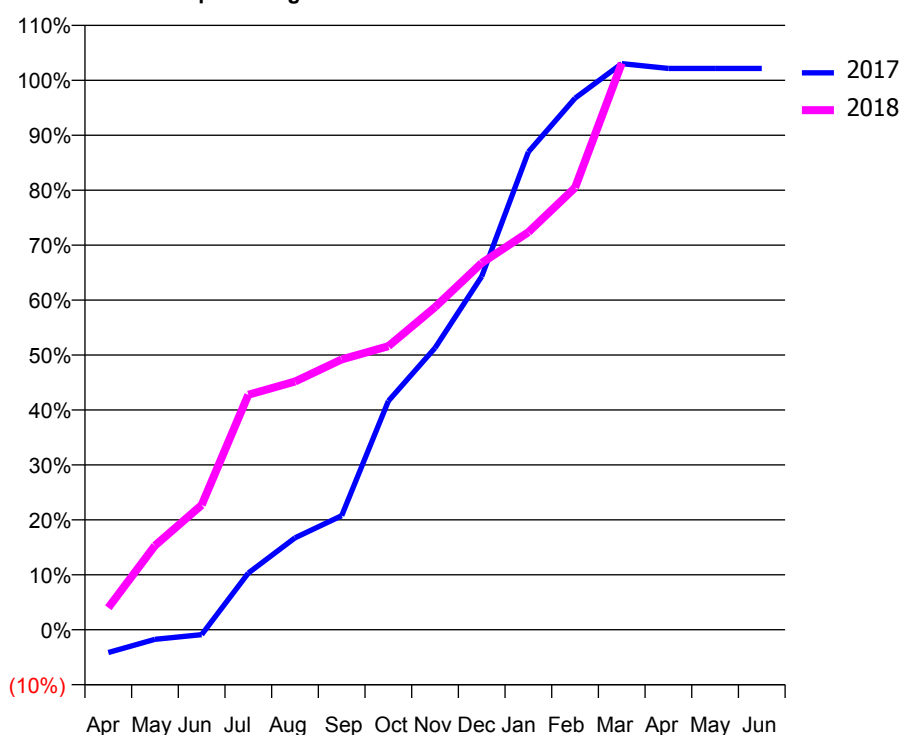
Q64 - Vital Signs Orthodontic At a Glance Contract Report for 136840/0001 - March 2018

Name or company name	RUH Orthodontics	17/18 Contracted general activity (UDA)	0
Contract type name	PDS Contract	Carry forward general activity (UDA)	0
Purpose of contract	Orthodontic	17/18 Contracted orthodontic activity (UOA)	2,616
Contract start date	01/04/2007	Carry forward orthodontic activity (UOA)	0
Contract end date	31/03/2022	Baseline contract value	£170,946.76

ACCESS	Contract	England and Wales
24 month ratio of assessments to patient IDs	1.01	1.04

ACTIVITY	Contract
Contract assess and fit appliances (case starts) as a percentage of Area Team case starts	3.0 %

Cumulative percentage of contracted UOA delivered 2017 & 2018



Month	Adjusted Scheduled Activity (UOA)		
	2016	2017	2018
April	-155	-109	105
May	-113	-46	401
June	-8	-24	594
July	370	270	1,119
August	475	438	1,182
September	559	543	1,287
October	875	1,089	1,350
November	1,066	1,342	1,536
December	1,595	1,682	1,746
January	1,746	2,275	1,893
February	2,041	2,531	2,105
March	2,167	2,695	2,697
April	2,167	2,672	
May	2,448	2,672	
June	2,448	2,672	

QUALITY (rolling 12 month period)

	Contract Quantity	Contract Base Number	Contract *	Area Team	Region	England
% of all assessments that were assess and fit appliances (case starts)	132	133	99.2%	57.2%	62.5%	60.1%
% of all assessments that were assess and refuse	0	133	0.0%	9.3%	10.1%	11.3%
% of all assessments that were assess and review	1	133	0.8%	33.5%	27.4%	28.6%
% of case starts with a reported IOTN of 3 and Aesthetic Component of 5 or below	0	132	N/A	0.0%	0.1%	0.1%
% of case starts with a reported IOTN of 3 and Aesthetic Component of 6 or above	3	132	2.3%	5.0%	3.4%	4.1%
% of case starts with a reported IOTN of 4	92	132	69.7%	75.7%	77.7%	77.7%
% of case starts with a reported IOTN of 5	8	132	6.1%	14.2%	17.4%	16.8 %
% of concluded courses in receipt of dual-arch fixed appliances	36	92	39.1%	66.2%	73.0%	73.8%
% of concluded courses where treatment was abandoned or discontinued	5	92	5.4%	6.8%	6.3%	7.0%
% of patients satisfied with the treatment they have received	0	0	N/A	96.5%	96.0%	96.0%

* Figures in italics indicate that the base number is less than 100.

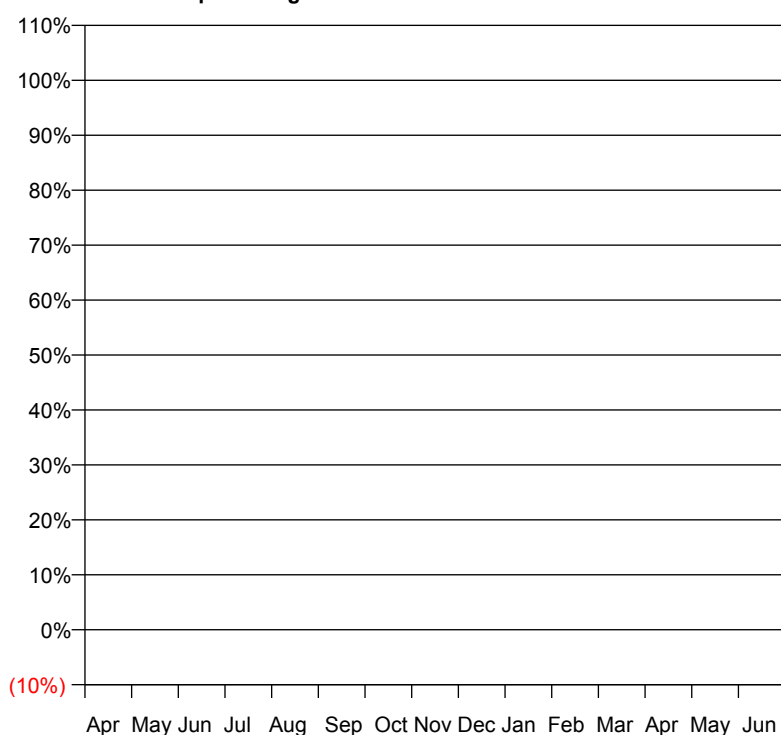
Q64 - Vital Signs Orthodontic At a Glance Contract Report for 137995/0001 - March 2018

Name or company name	Nelson Street Dental Practice Partnership	17/18 Contracted general activity (UDA)	8,023
Contract type name	GDS Contract	Carry forward general activity (UDA)	-86
Purpose of contract	General	17/18 Contracted orthodontic activity (UOA)	0
Contract start date	01/04/2014	Carry forward orthodontic activity (UOA)	0
Contract end date		Baseline contract value	£187,355.52

ACCESS	Contract	England and Wales
24 month ratio of assessments to patient IDs	1.00	1.04

ACTIVITY	Contract
Contract assess and fit appliances (case starts) as a percentage of Area Team case starts	0.0 %

Cumulative percentage of contracted UOA delivered 2017 & 2018



— 2017
— 2018

Month	Adjusted Scheduled Activity (UOA)		
	2016	2017	2018
April	0	0	0
May	0	0	0
June	21	0	0
July	21	0	0
August	21	0	0
September	21	0	0
October	21	0	0
November	21	0	0
December	21	0	0
January	21	0	0
February	21	0	0
March	21	0	44
April	21	0	
May	21	0	
June	21	0	

QUALITY (rolling 12 month period)

	Contract Quantity	Contract Base Number	Contract *	Area Team	Region	England
% of all assessments that were assess and fit appliances (case starts)	2	4	50.0%	57.2%	62.5%	60.1%
% of all assessments that were assess and refuse	0	4	0.0%	9.3%	10.1%	11.3%
% of all assessments that were assess and review	2	4	50.0%	33.5%	27.4%	28.6%
% of case starts with a reported IOTN of 3 and Aesthetic Component of 5 or below	0	2	N/A	0.0%	0.1%	0.1%
% of case starts with a reported IOTN of 3 and Aesthetic Component of 6 or above	0	2	N/A	5.0%	3.4%	4.1%
% of case starts with a reported IOTN of 4	2	2	100.0%	75.7%	77.7%	77.7%
% of case starts with a reported IOTN of 5	0	2	N/A	14.2%	17.4%	16.8 %
% of concluded courses in receipt of dual-arch fixed appliances	0	0	N/A	66.2%	73.0%	73.8%
% of concluded courses where treatment was abandoned or discontinued	0	0	N/A	6.8%	6.3%	7.0%
% of patients satisfied with the treatment they have received	0	0	N/A	96.5%	96.0%	96.0%

* Figures in italics indicate that the base number is less than 100.

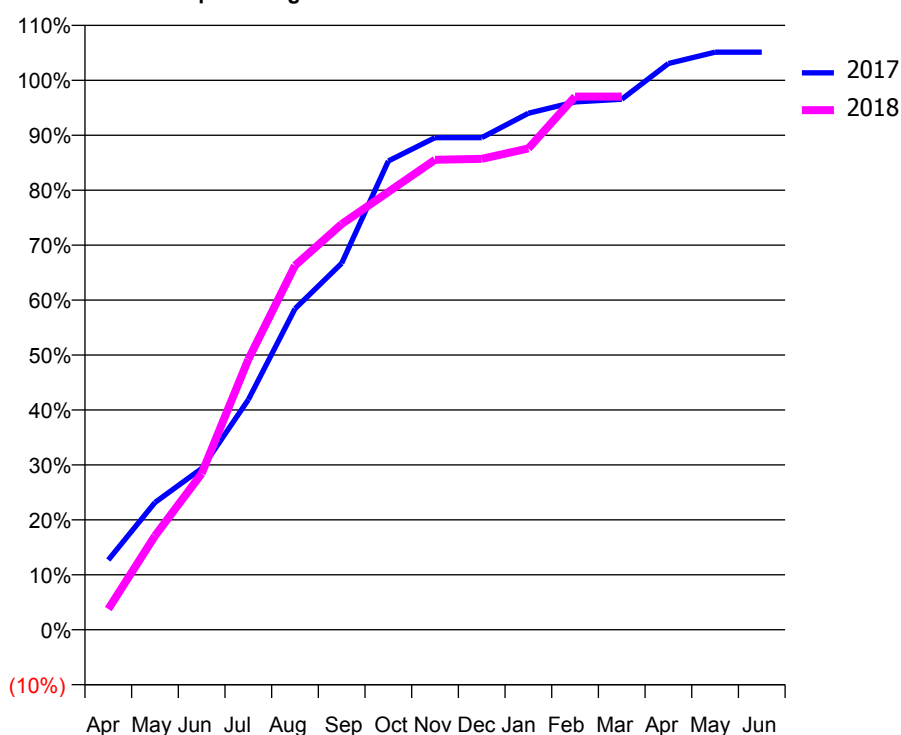
Q64 - Vital Signs Orthodontic At a Glance Contract Report for 137995/0002 - March 2018

Name or company name	Nelson Street Dental Practice Partnership	17/18 Contracted general activity (UDA)	0
Contract type name	GDS Contract	Carry forward general activity (UDA)	0
Purpose of contract	Orthodontic	17/18 Contracted orthodontic activity (UOA)	1,112
Contract start date	01/04/2014	Carry forward orthodontic activity (UOA)	0
Contract end date		Baseline contract value	£72,967.74

ACCESS	Contract	England and Wales
24 month ratio of assessments to patient IDs	1.05	1.04

ACTIVITY	Contract
Contract assess and fit appliances (case starts) as a percentage of Area Team case starts	1.3 %

Cumulative percentage of contracted UOA delivered 2017 & 2018



Month	Adjusted Scheduled Activity (UOA)		
	2016	2017	2018
April	22	129	42
May	43	235	190
June	107	298	316
July	388	425	547
August	620	593	737
September	706	677	821
October	855	866	886
November	1,028	909	951
December	1,028	909	953
January	1,028	954	974
February	1,028	975	1,079
March	1,028	980	1,079
April	1,028	1,046	
May	1,028	1,067	
June	1,028	1,067	

QUALITY (rolling 12 month period)	Contract Quantity	Contract Base Number	Contract *	Area Team	Region	England
% of all assessments that were assess and fit appliances (case starts)	56	67	83.6%	57.2%	62.5%	60.1%
% of all assessments that were assess and refuse	1	67	1.5%	9.3%	10.1%	11.3%
% of all assessments that were assess and review	10	67	14.9%	33.5%	27.4%	28.6%
% of case starts with a reported IOTN of 3 and Aesthetic Component of 5 or below	0	56	N/A	0.0%	0.1%	0.1%
% of case starts with a reported IOTN of 3 and Aesthetic Component of 6 or above	7	56	12.5%	5.0%	3.4%	4.1%
% of case starts with a reported IOTN of 4	47	56	83.9%	75.7%	77.7%	77.7%
% of case starts with a reported IOTN of 5	2	56	3.6%	14.2%	17.4%	16.8 %
% of concluded courses in receipt of dual-arch fixed appliances	31	34	91.2%	66.2%	73.0%	73.8%
% of concluded courses where treatment was abandoned or discontinued	2	34	5.9%	6.8%	6.3%	7.0%
% of patients satisfied with the treatment they have received	1	1	100.0%	96.5%	96.0%	96.0%

* Figures in italics indicate that the base number is less than 100.

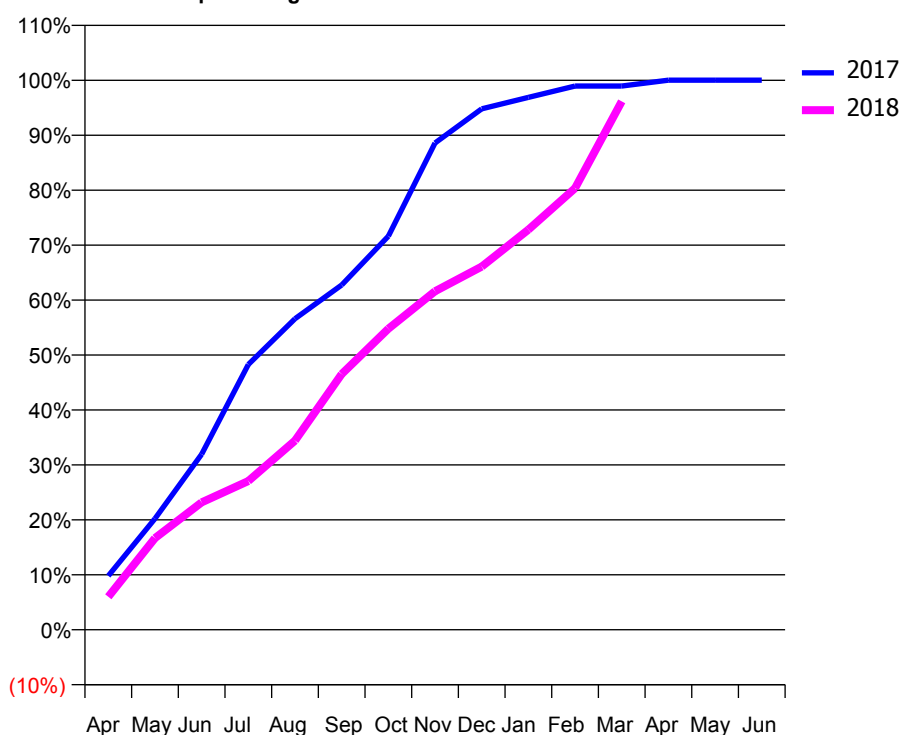
Q64 - Vital Signs Orthodontic At a Glance Contract Report for 140163/0001 - March 2018

Name or company name	Cheltenham Orthodontics Ltd.	17/18 Contracted general activity (UDA)	0
Contract type name	PDS Contract	Carry forward general activity (UDA)	0
Purpose of contract	Orthodontic	17/18 Contracted orthodontic activity (UOA)	7,035
Contract start date	01/04/2008	Carry forward orthodontic activity (UOA)	0
Contract end date	31/03/2019	Baseline contract value	£450,674.22

ACCESS	Contract	England and Wales
24 month ratio of assessments to patient IDs	1.01	1.04

ACTIVITY	Contract
Contract assess and fit appliances (case starts) as a percentage of Area Team case starts	7.3 %

Cumulative percentage of contracted UOA delivered 2017 & 2018



Month	Adjusted Scheduled Activity (UOA)		
	2016	2017	2018
April	961	627	422
May	1,337	1,294	1,173
June	1,889	2,043	1,632
July	2,537	3,087	1,905
August	3,169	3,620	2,422
September	3,842	4,012	3,274
October	4,413	4,580	3,854
November	4,874	5,664	4,333
December	5,405	6,062	4,650
January	5,427	6,196	5,123
February	5,432	6,328	5,653
March	5,665	6,328	6,764
April	6,400	6,395	
May	6,400	6,396	
June	6,400	6,396	

QUALITY (rolling 12 month period)	Contract Quantity	Contract Base Number	Contract *	Area Team	Region	England
% of all assessments that were assess and fit appliances (case starts)	322	594	54.2%	57.2%	62.5%	60.1%
% of all assessments that were assess and refuse	43	594	7.2%	9.3%	10.1%	11.3%
% of all assessments that were assess and review	229	594	38.6%	33.5%	27.4%	28.6%
% of case starts with a reported IOTN of 3 and Aesthetic Component of 5 or below	2	322	0.6%	0.0%	0.1%	0.1%
% of case starts with a reported IOTN of 3 and Aesthetic Component of 6 or above	21	322	6.5%	5.0%	3.4%	4.1%
% of case starts with a reported IOTN of 4	229	322	71.1%	75.7%	77.7%	77.7%
% of case starts with a reported IOTN of 5	66	322	20.5%	14.2%	17.4%	16.8 %
% of concluded courses in receipt of dual-arch fixed appliances	0	258	N/A	66.2%	73.0%	73.8%
% of concluded courses where treatment was abandoned or discontinued	10	258	3.9%	6.8%	6.3%	7.0%
% of patients satisfied with the treatment they have received	7	7	100.0%	96.5%	96.0%	96.0%

* Figures in italics indicate that the base number is less than 100.

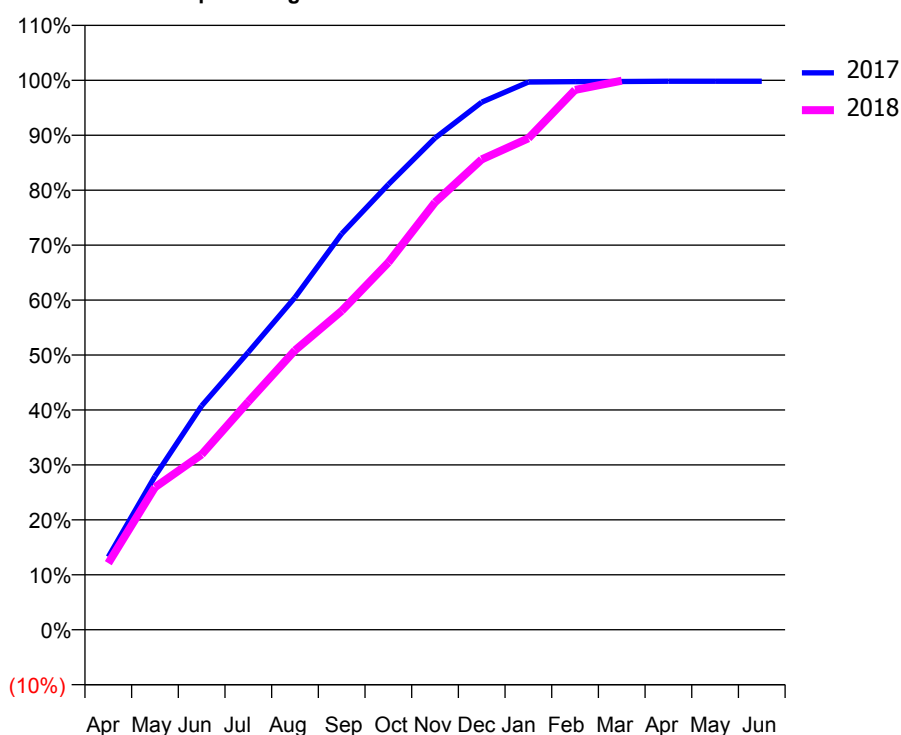
Q64 - Vital Signs Orthodontic At a Glance Contract Report for 156701/0001 - March 2018

Name or company name	Phoenix Orthodontics	17/18 Contracted general activity (UDA)	30
Contract type name	GDS Contract	Carry forward general activity (UDA)	-1
Purpose of contract	General and Orthodontic	17/18 Contracted orthodontic activity (UOA)	8,888
Contract start date	01/06/2011	Carry forward orthodontic activity (UOA)	15
Contract end date	31/03/2019	Baseline contract value	£595,481.33

ACCESS	Contract	England and Wales
24 month ratio of assessments to patient IDs	1.00	1.04

ACTIVITY	Contract
Contract assess and fit appliances (case starts) as a percentage of Area Team case starts	9.6 %

Cumulative percentage of contracted UOA delivered 2017 & 2018



Month	Adjusted Scheduled Activity (UOA)		
	2016	2017	2018
April	766	1,073	1,078
May	1,584	2,259	2,305
June	2,556	3,295	2,836
July	4,322	4,083	3,689
August	5,260	4,889	4,520
September	5,841	5,826	5,158
October	6,418	6,552	5,940
November	7,140	7,233	6,914
December	7,403	7,761	7,608
January	7,700	8,058	7,948
February	8,106	8,063	8,731
March	8,150	8,066	8,881
April	8,150	8,069	
May	8,171	8,069	
June	8,171	8,069	

QUALITY (rolling 12 month period)

	Contract Quantity	Contract Base Number	Contract *	Area Team	Region	England
% of all assessments that were assess and fit appliances (case starts)	424	484	87.6%	57.2%	62.5%	60.1%
% of all assessments that were assess and refuse	44	484	9.1%	9.3%	10.1%	11.3%
% of all assessments that were assess and review	16	484	3.3%	33.5%	27.4%	28.6%
% of case starts with a reported IOTN of 3 and Aesthetic Component of 5 or below	0	424	N/A	0.0%	0.1%	0.1%
% of case starts with a reported IOTN of 3 and Aesthetic Component of 6 or above	34	424	8.0%	5.0%	3.4%	4.1%
% of case starts with a reported IOTN of 4	348	424	82.1%	75.7%	77.7%	77.7%
% of case starts with a reported IOTN of 5	42	424	9.9%	14.2%	17.4%	16.8 %
% of concluded courses in receipt of dual-arch fixed appliances	389	467	83.3%	66.2%	73.0%	73.8%
% of concluded courses where treatment was abandoned or discontinued	36	467	7.7%	6.8%	6.3%	7.0%
% of patients satisfied with the treatment they have received	13	14	92.9%	96.5%	96.0%	96.0%

* Figures in italics indicate that the base number is less than 100.

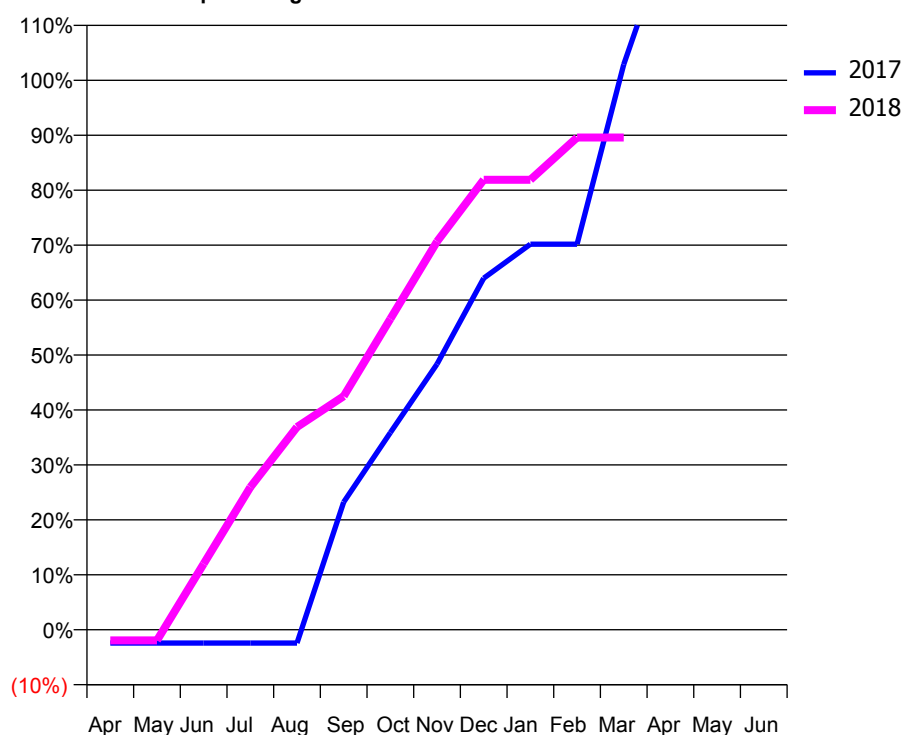
Q64 - Vital Signs Orthodontic At a Glance Contract Report for 158542/0001 - March 2018

Name or company name	Mr CS Lambert-Rose and Miss SL Watt	17/18 Contracted general activity (UDA)	680
Contract type name	GDS Contract	Carry forward general activity (UDA)	0
Purpose of contract	General and Orthodontic	17/18 Contracted orthodontic activity (UOA)	767
Contract start date	18/05/2012	Carry forward orthodontic activity (UOA)	16
Contract end date		Baseline contract value	£88,836.96

ACCESS	Contract	England and Wales
24 month ratio of assessments to patient IDs	1.02	1.04

ACTIVITY	Contract
Contract assess and fit appliances (case starts) as a percentage of Area Team case starts	1.1 %

Cumulative percentage of contracted UOA delivered 2017 & 2018



Month	Adjusted Scheduled Activity (UOA)		
	2016	2017	2018
April	0	-17	-15
May	0	-17	-15
June	2	-17	92
July	2	-17	199
August	2	-17	283
September	448	162	326
October	448	250	434
November	448	337	542
December	557	446	628
January	557	489	628
February	557	489	687
March	557	717	687
April	557	887	
May	557	887	
June	557	996	

QUALITY (rolling 12 month period)

	Contract Quantity	Contract Base Number	Contract *	Area Team	Region	England
% of all assessments that were assess and fit appliances (case starts)	47	87	54.0%	57.2%	62.5%	60.1%
% of all assessments that were assess and refuse	11	87	12.6%	9.3%	10.1%	11.3%
% of all assessments that were assess and review	29	87	33.3%	33.5%	27.4%	28.6%
% of case starts with a reported IOTN of 3 and Aesthetic Component of 5 or below	0	47	N/A	0.0%	0.1%	0.1%
% of case starts with a reported IOTN of 3 and Aesthetic Component of 6 or above	0	47	N/A	5.0%	3.4%	4.1%
% of case starts with a reported IOTN of 4	44	47	93.6%	75.7%	77.7%	77.7%
% of case starts with a reported IOTN of 5	3	47	6.4%	14.2%	17.4%	16.8 %
% of concluded courses in receipt of dual-arch fixed appliances	12	12	100.0%	66.2%	73.0%	73.8%
% of concluded courses where treatment was abandoned or discontinued	0	12	0.0%	6.8%	6.3%	7.0%
% of patients satisfied with the treatment they have received	4	4	100.0%	96.5%	96.0%	96.0%

* Figures in italics indicate that the base number is less than 100.

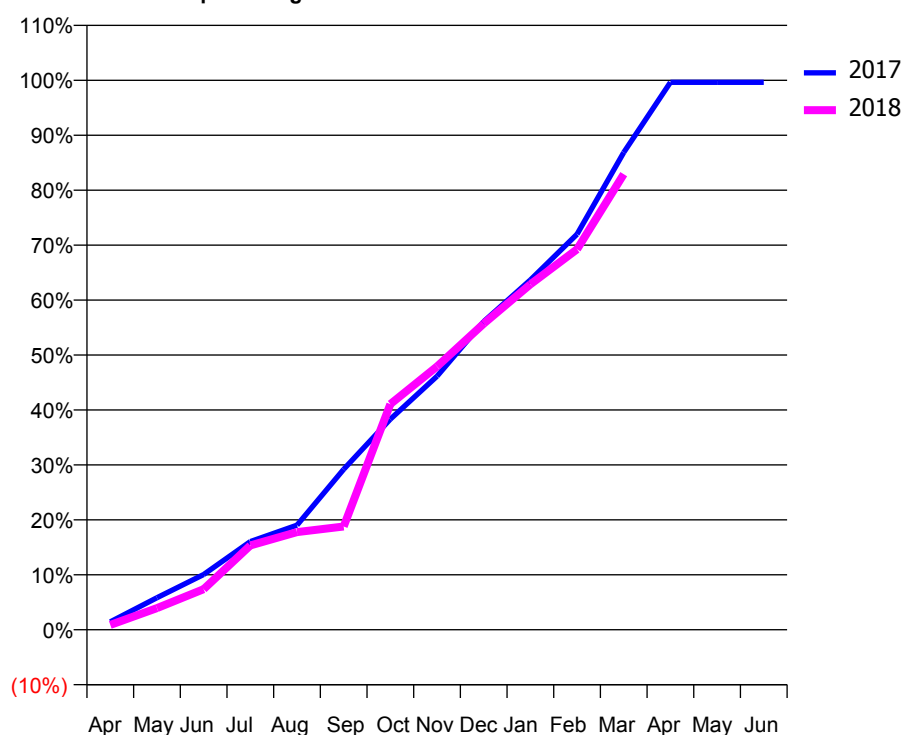
Q64 - Vital Signs Orthodontic At a Glance Contract Report for 182591/0001 - March 2018

Name or company name	Bath Orthodontics Ltd	17/18 Contracted general activity (UDA)	0
Contract type name	PDS Contract	Carry forward general activity (UDA)	0
Purpose of contract	Orthodontic	17/18 Contracted orthodontic activity (UOA)	8,926
Contract start date	01/05/2011	Carry forward orthodontic activity (UOA)	30
Contract end date	30/04/2021	Baseline contract value	£598,190.96

ACCESS	Contract	England and Wales
24 month ratio of assessments to patient IDs	1.11	1.04

ACTIVITY	Contract
Contract assess and fit appliances (case starts) as a percentage of Area Team case starts	9.1 %

Cumulative percentage of contracted UOA delivered 2017 & 2018



Month	Adjusted Scheduled Activity (UOA)		
	2016	2017	2018
April	181	116	79
May	463	470	353
June	1,017	810	660
July	1,779	1,294	1,370
August	2,381	1,534	1,587
September	2,967	2,353	1,678
October	3,621	3,088	3,667
November	4,223	3,718	4,276
December	5,124	4,520	4,973
January	5,298	5,129	5,611
February	6,347	5,801	6,180
March	7,409	6,998	7,401
April	8,089	8,027	
May	8,089	8,027	
June	8,089	8,027	

QUALITY (rolling 12 month period)	Contract Quantity	Contract Base Number	Contract *	Area Team	Region	England
% of all assessments that were assess and fit appliances (case starts)	404	465	86.9%	57.2%	62.5%	60.1%
% of all assessments that were assess and refuse	2	465	0.4%	9.3%	10.1%	11.3%
% of all assessments that were assess and review	59	465	12.7%	33.5%	27.4%	28.6%
% of case starts with a reported IOTN of 3 and Aesthetic Component of 5 or below	0	404	N/A	0.0%	0.1%	0.1%
% of case starts with a reported IOTN of 3 and Aesthetic Component of 6 or above	21	404	5.2%	5.0%	3.4%	4.1%
% of case starts with a reported IOTN of 4	310	404	76.7%	75.7%	77.7%	77.7%
% of case starts with a reported IOTN of 5	72	404	17.8%	14.2%	17.4%	16.8 %
% of concluded courses in receipt of dual-arch fixed appliances	275	288	95.5%	66.2%	73.0%	73.8%
% of concluded courses where treatment was abandoned or discontinued	7	288	2.4%	6.8%	6.3%	7.0%
% of patients satisfied with the treatment they have received	12	13	92.3%	96.5%	96.0%	96.0%

* Figures in italics indicate that the base number is less than 100.

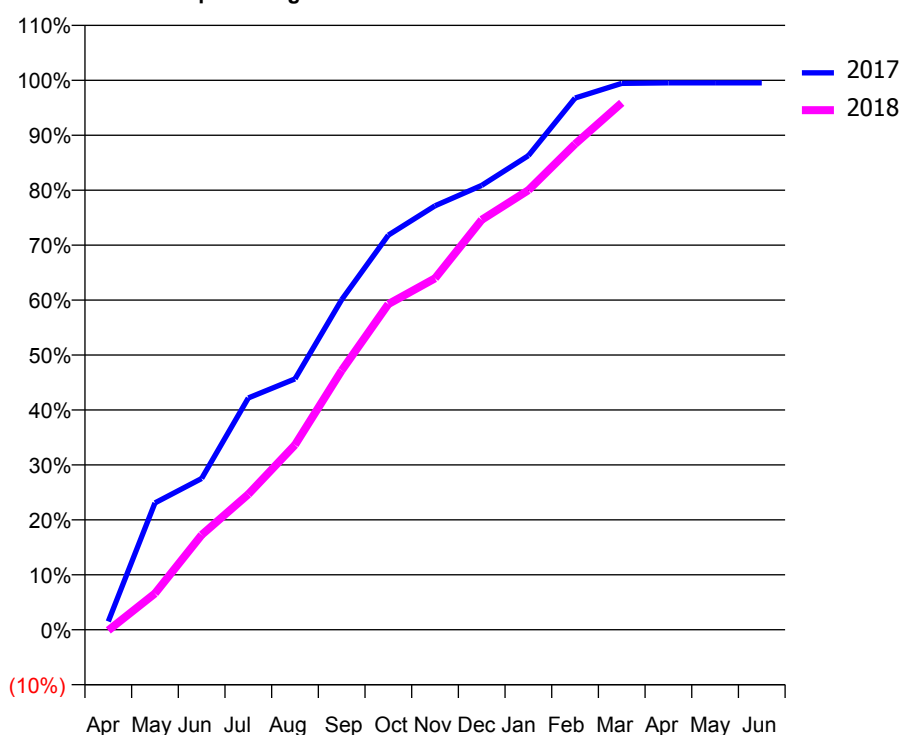
Q64 - Vital Signs Orthodontic At a Glance Contract Report for 191221/0001 - March 2018

Name or company name	Mid Wessex Orthodontic Clinic	17/18 Contracted general activity (UDA)	20
Contract type name	GDS Contract	Carry forward general activity (UDA)	0
Purpose of contract	General and Orthodontic	17/18 Contracted orthodontic activity (UOA)	4,252
Contract start date	01/03/2013	Carry forward orthodontic activity (UOA)	82
Contract end date		Baseline contract value	£282,529.42

ACCESS	Contract	England and Wales
24 month ratio of assessments to patient IDs	1.00	1.04

ACTIVITY	Contract
Contract assess and fit appliances (case starts) as a percentage of Area Team case starts	4.3 %

Cumulative percentage of contracted UOA delivered 2017 & 2018



Month	Adjusted Scheduled Activity (UOA)		
	2016	2017	2018
April	164	63	-6
May	374	953	281
June	1,686	1,136	734
July	2,258	1,741	1,049
August	2,898	1,884	1,431
September	3,358	2,479	2,006
October	3,400	2,963	2,520
November	3,819	3,183	2,719
December	4,053	3,337	3,172
January	4,168	3,560	3,401
February	4,206	3,992	3,758
March	4,259	4,103	4,077
April	4,290	4,107	
May	4,290	4,107	
June	4,290	4,107	

QUALITY (rolling 12 month period)

	Contract Quantity	Contract Base Number	Contract *	Area Team	Region	England
% of all assessments that were assess and fit appliances (case starts)	188	465	40.4%	57.2%	62.5%	60.1%
% of all assessments that were assess and refuse	31	465	6.7%	9.3%	10.1%	11.3%
% of all assessments that were assess and review	246	465	52.9%	33.5%	27.4%	28.6%
% of case starts with a reported IOTN of 3 and Aesthetic Component of 5 or below	0	188	N/A	0.0%	0.1%	0.1%
% of case starts with a reported IOTN of 3 and Aesthetic Component of 6 or above	4	188	2.1%	5.0%	3.4%	4.1%
% of case starts with a reported IOTN of 4	152	188	80.9%	75.7%	77.7%	77.7%
% of case starts with a reported IOTN of 5	28	188	14.9%	14.2%	17.4%	16.8 %
% of concluded courses in receipt of dual-arch fixed appliances	121	127	95.3%	66.2%	73.0%	73.8%
% of concluded courses where treatment was abandoned or discontinued	3	127	2.4%	6.8%	6.3%	7.0%
% of patients satisfied with the treatment they have received	5	5	100.0%	96.5%	96.0%	96.0%

* Figures in italics indicate that the base number is less than 100.

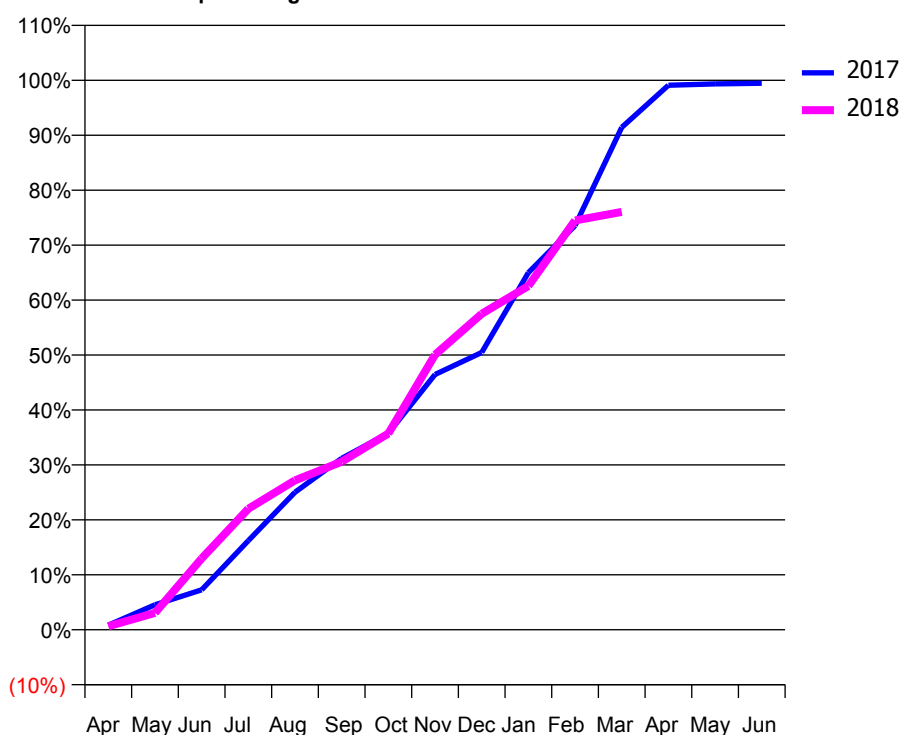
Q64 - Vital Signs Orthodontic At a Glance Contract Report for 231401/0002 - March 2018

Name or company name	MR JA DICKSON	17/18 Contracted general activity (UDA)	0
Contract type name	PDS Contract	Carry forward general activity (UDA)	0
Purpose of contract	Orthodontic	17/18 Contracted orthodontic activity (UOA)	2,187
Contract start date	01/04/2009	Carry forward orthodontic activity (UOA)	11
Contract end date	31/03/2019	Baseline contract value	£140,115.34

ACCESS	Contract	England and Wales
24 month ratio of assessments to patient IDs	1.05	1.04

ACTIVITY	Contract
Contract assess and fit appliances (case starts) as a percentage of Area Team case starts	1.9 %

Cumulative percentage of contracted UOA delivered 2017 & 2018



Month	Adjusted Scheduled Activity (UOA)		
	2016	2017	2018
April	46	17	14
May	161	93	67
June	212	148	284
July	334	331	482
August	494	511	595
September	583	637	669
October	666	730	781
November	928	948	1,095
December	1,155	1,030	1,257
January	1,251	1,326	1,368
February	1,555	1,500	1,629
March	1,771	1,865	1,663
April	1,793	2,021	
May	1,794	2,026	
June	2,071	2,029	

QUALITY (rolling 12 month period)

	Contract Quantity	Contract Base Number	Contract *	Area Team	Region	England
% of all assessments that were assess and fit appliances (case starts)	85	193	44.0%	57.2%	62.5%	60.1%
% of all assessments that were assess and refuse	44	193	22.8%	9.3%	10.1%	11.3%
% of all assessments that were assess and review	64	193	33.2%	33.5%	27.4%	28.6%
% of case starts with a reported IOTN of 3 and Aesthetic Component of 5 or below	0	85	<i>N/A</i>	0.0%	0.1%	0.1%
% of case starts with a reported IOTN of 3 and Aesthetic Component of 6 or above	4	85	4.7%	5.0%	3.4%	4.1%
% of case starts with a reported IOTN of 4	72	85	84.7%	75.7%	77.7%	77.7%
% of case starts with a reported IOTN of 5	9	85	10.6%	14.2%	17.4%	16.8 %
% of concluded courses in receipt of dual-arch fixed appliances	54	62	87.1%	66.2%	73.0%	73.8%
% of concluded courses where treatment was abandoned or discontinued	6	62	9.7%	6.8%	6.3%	7.0%
% of patients satisfied with the treatment they have received	2	2	100.0%	96.5%	96.0%	96.0%

* Figures in italics indicate that the base number is less than 100.

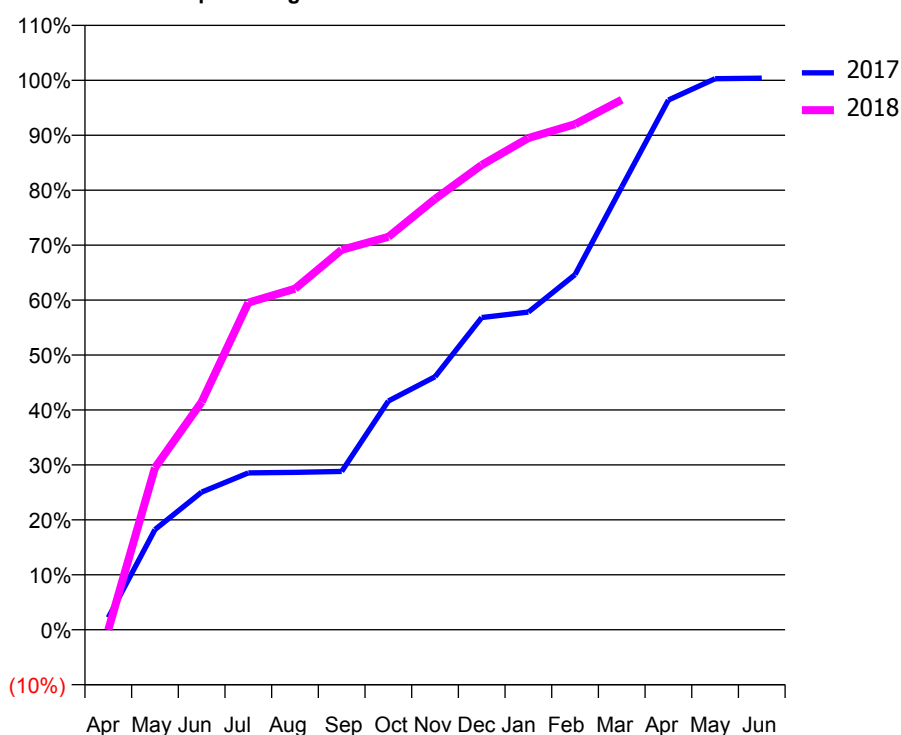
Q64 - Vital Signs Orthodontic At a Glance Contract Report for 233544/0001 - March 2018

Name or company name	MR D LYONS	17/18 Contracted general activity (UDA)	1,909
Contract type name	GDS Contract	Carry forward general activity (UDA)	-38
Purpose of contract	General and Orthodontic	17/18 Contracted orthodontic activity (UOA)	1,102
Contract start date	01/03/2008	Carry forward orthodontic activity (UOA)	0
Contract end date		Baseline contract value	£120,544.69

ACCESS	Contract	England and Wales
24 month ratio of assessments to patient IDs	1.01	1.04

ACTIVITY	Contract
Contract assess and fit appliances (case starts) as a percentage of Area Team case starts	1.3 %

Cumulative percentage of contracted UOA delivered 2017 & 2018



Month	Adjusted Scheduled Activity (UOA)		
	2016	2017	2018
April	2	24	0
May	321	198	325
June	444	272	457
July	526	310	656
August	575	311	684
September	668	313	762
October	753	452	788
November	834	500	864
December	873	617	932
January	884	628	986
February	904	702	1,014
March	972	875	1,063
April	983	1,047	
May	1,005	1,089	
June	1,006	1,090	

QUALITY (rolling 12 month period)	Contract Quantity	Contract Base Number	Contract *	Area Team	Region	England
% of all assessments that were assess and fit appliances (case starts)	57	155	36.8%	57.2%	62.5%	60.1%
% of all assessments that were assess and refuse	39	155	25.2%	9.3%	10.1%	11.3%
% of all assessments that were assess and review	59	155	38.1%	33.5%	27.4%	28.6%
% of case starts with a reported IOTN of 3 and Aesthetic Component of 5 or below	0	57	<i>N/A</i>	0.0%	0.1%	0.1%
% of case starts with a reported IOTN of 3 and Aesthetic Component of 6 or above	2	57	3.5%	5.0%	3.4%	4.1%
% of case starts with a reported IOTN of 4	47	57	82.5%	75.7%	77.7%	77.7%
% of case starts with a reported IOTN of 5	8	57	14.0%	14.2%	17.4%	16.8 %
% of concluded courses in receipt of dual-arch fixed appliances	21	30	70.0%	66.2%	73.0%	73.8%
% of concluded courses where treatment was abandoned or discontinued	3	30	10.0%	6.8%	6.3%	7.0%
% of patients satisfied with the treatment they have received	2	2	100.0%	96.5%	96.0%	96.0%

* Figures in italics indicate that the base number is less than 100.

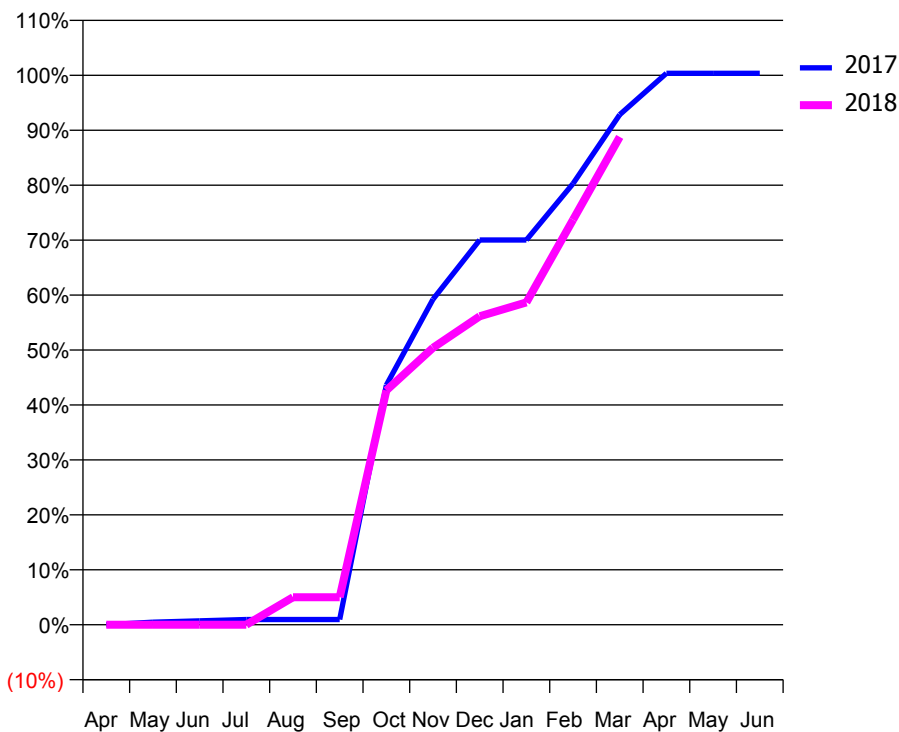
Q64 - Vital Signs Orthodontic At a Glance Contract Report for 235997/0001 - March 2018

Name or company name	MR MJ BASSETT-CROSS	17/18 Contracted general activity (UDA)	1,350
Contract type name	GDS Contract	Carry forward general activity (UDA)	6
Purpose of contract	General and Orthodontic	17/18 Contracted orthodontic activity (UOA)	837
Contract start date	01/04/2006	Carry forward orthodontic activity (UOA)	0
Contract end date		Baseline contract value	£88,372.85

ACCESS	Contract	England and Wales
24 month ratio of assessments to patient IDs	1.00	1.04

ACTIVITY	Contract
Contract assess and fit appliances (case starts) as a percentage of Area Team case starts	0.9 %

Cumulative percentage of contracted UOA delivered 2017 & 2018



Month	Adjusted Scheduled Activity (UOA)		
	2016	2017	2018
April	24	0	0
May	33	4	0
June	38	6	0
July	62	8	0
August	86	8	42
September	304	8	42
October	526	365	357
November	532	496	422
December	551	586	470
January	691	586	491
February	751	672	617
March	816	777	743
April	837	840	
May	837	840	
June	837	840	

QUALITY (rolling 12 month period)

	Contract Quantity	Contract Base Number	Contract *	Area Team	Region	England
% of all assessments that were assess and fit appliances (case starts)	39	43	90.7%	57.2%	62.5%	60.1%
% of all assessments that were assess and refuse	0	43	0.0%	9.3%	10.1%	11.3%
% of all assessments that were assess and review	4	43	9.3%	33.5%	27.4%	28.6%
% of case starts with a reported IOTN of 3 and Aesthetic Component of 5 or below	0	39	N/A	0.0%	0.1%	0.1%
% of case starts with a reported IOTN of 3 and Aesthetic Component of 6 or above	18	39	46.2%	5.0%	3.4%	4.1%
% of case starts with a reported IOTN of 4	16	39	41.0%	75.7%	77.7%	77.7%
% of case starts with a reported IOTN of 5	4	39	10.3%	14.2%	17.4%	16.8 %
% of concluded courses in receipt of dual-arch fixed appliances	27	30	90.0%	66.2%	73.0%	73.8%
% of concluded courses where treatment was abandoned or discontinued	3	30	10.0%	6.8%	6.3%	7.0%
% of patients satisfied with the treatment they have received	5	6	83.3%	96.5%	96.0%	96.0%

* Figures in italics indicate that the base number is less than 100.

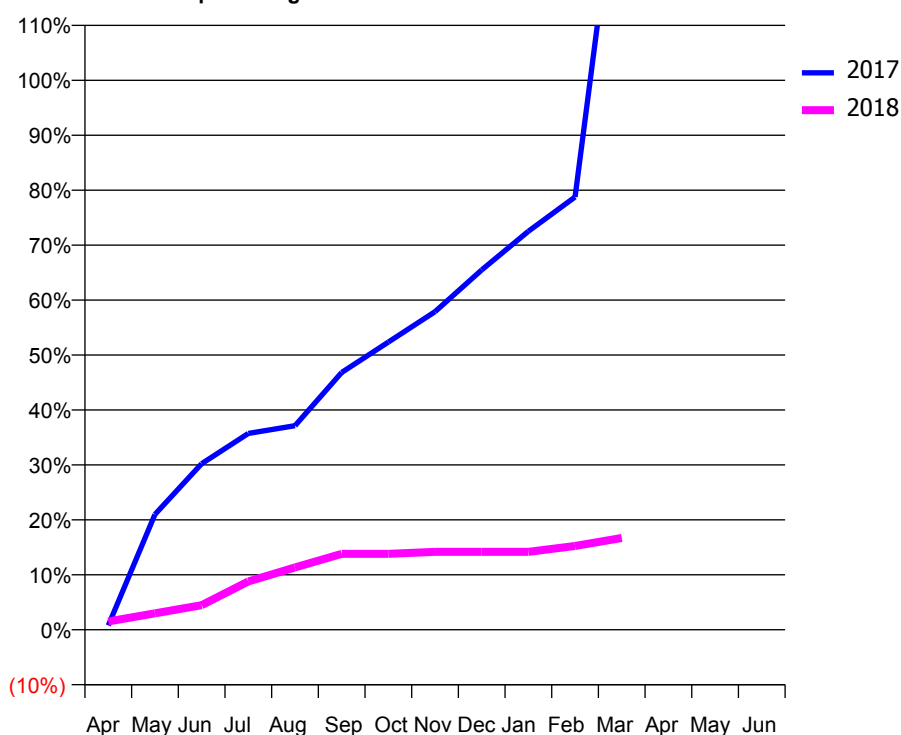
Q64 - Vital Signs Orthodontic At a Glance Contract Report for 270563/0003 - March 2018

Name or company name	MR RS DHARWAR	17/18 Contracted general activity (UDA)	19,451
Contract type name	GDS Contract	Carry forward general activity (UDA)	217
Purpose of contract	General and Orthodontic	17/18 Contracted orthodontic activity (UOA)	5,915
Contract start date	01/02/2014	Carry forward orthodontic activity (UOA)	-26
Contract end date		Baseline contract value	£839,839.85

ACCESS	Contract	England and Wales
24 month ratio of assessments to patient IDs	1.00	1.04

ACTIVITY	Contract
Contract assess and fit appliances (case starts) as a percentage of Area Team case starts	1.9 %

Cumulative percentage of contracted UOA delivered 2017 & 2018



Month	Adjusted Scheduled Activity (UOA)		
	2016	2017	2018
April	45	24	90
May	152	642	177
June	218	924	265
July	360	1,092	520
August	446	1,135	671
September	480	1,431	818
October	777	1,600	818
November	1,038	1,769	839
December	1,501	2,001	839
January	1,628	2,216	839
February	2,451	2,407	902
March	2,934	4,407	988
April	3,190	5,128	
May	3,254	5,130	
June	3,318	5,130	

QUALITY (rolling 12 month period)	Contract Quantity	Contract Base Number	Contract *	Area Team	Region	England
% of all assessments that were assess and fit appliances (case starts)	82	105	78.1%	57.2%	62.5%	60.1%
% of all assessments that were assess and refuse	15	105	14.3%	9.3%	10.1%	11.3%
% of all assessments that were assess and review	8	105	7.6%	33.5%	27.4%	28.6%
% of case starts with a reported IOTN of 3 and Aesthetic Component of 5 or below	0	82	<i>N/A</i>	0.0%	0.1%	0.1%
% of case starts with a reported IOTN of 3 and Aesthetic Component of 6 or above	0	82	<i>N/A</i>	5.0%	3.4%	4.1%
% of case starts with a reported IOTN of 4	55	82	67.1%	75.7%	77.7%	77.7%
% of case starts with a reported IOTN of 5	27	82	32.9%	14.2%	17.4%	16.8 %
% of concluded courses in receipt of dual-arch fixed appliances	26	57	45.6%	66.2%	73.0%	73.8%
% of concluded courses where treatment was abandoned or discontinued	3	57	5.3%	6.8%	6.3%	7.0%
% of patients satisfied with the treatment they have received	4	5	80.0%	96.5%	96.0%	96.0%

* Figures in italics indicate that the base number is less than 100.

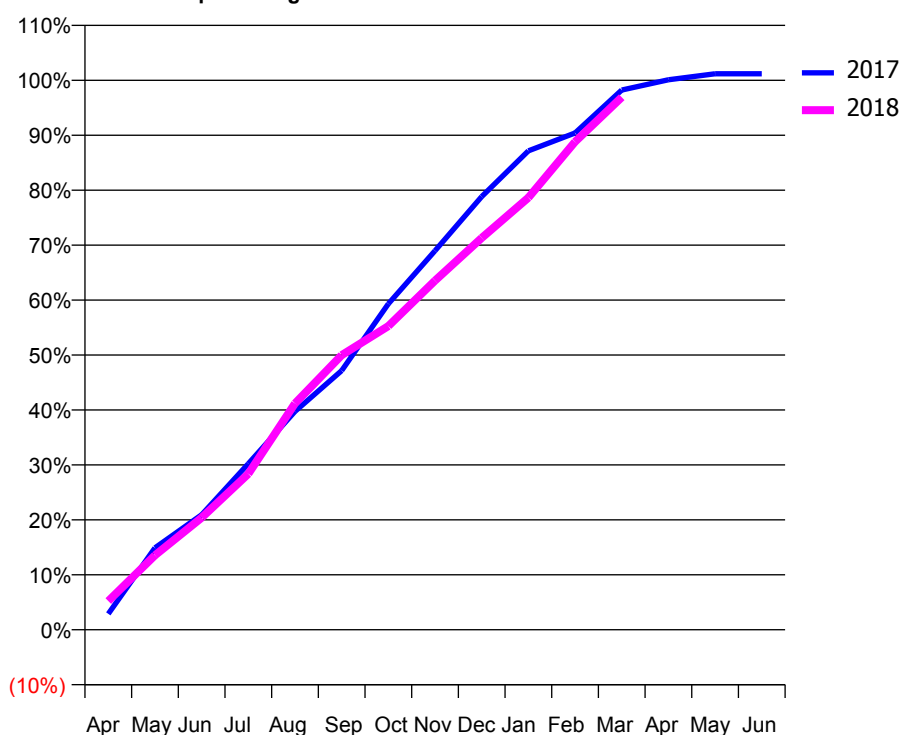
Q64 - Vital Signs Orthodontic At a Glance Contract Report for 333956/0001 - March 2018

Name or company name	MR JJ KERRIGAN	17/18 Contracted general activity (UDA)	0
Contract type name	PDS Contract	Carry forward general activity (UDA)	0
Purpose of contract	Orthodontic	17/18 Contracted orthodontic activity (UOA)	4,216
Contract start date	01/04/2006	Carry forward orthodontic activity (UOA)	0
Contract end date	31/03/2021	Baseline contract value	£288,314.93

ACCESS	Contract	England and Wales
24 month ratio of assessments to patient IDs	1.02	1.04

ACTIVITY	Contract
Contract assess and fit appliances (case starts) as a percentage of Area Team case starts	4.4 %

Cumulative percentage of contracted UOA delivered 2017 & 2018



Month	Adjusted Scheduled Activity (UOA)		
	2016	2017	2018
April	70	111	220
May	366	572	571
June	575	803	860
July	1,133	1,160	1,196
August	1,402	1,525	1,737
September	1,768	1,810	2,107
October	2,253	2,277	2,330
November	2,526	2,647	2,679
December	2,821	3,026	3,006
January	3,158	3,345	3,315
February	3,700	3,470	3,744
March	3,812	3,770	4,086
April	3,888	3,841	
May	3,888	3,883	
June	3,888	3,883	

QUALITY (rolling 12 month period)	Contract Quantity	Contract Base Number	Contract *	Area Team	Region	England
% of all assessments that were assess and fit appliances (case starts)	195	363	53.7%	57.2%	62.5%	60.1%
% of all assessments that were assess and refuse	38	363	10.5%	9.3%	10.1%	11.3%
% of all assessments that were assess and review	130	363	35.8%	33.5%	27.4%	28.6%
% of case starts with a reported IOTN of 3 and Aesthetic Component of 5 or below	0	195	N/A	0.0%	0.1%	0.1%
% of case starts with a reported IOTN of 3 and Aesthetic Component of 6 or above	14	195	7.2%	5.0%	3.4%	4.1%
% of case starts with a reported IOTN of 4	129	195	66.2%	75.7%	77.7%	77.7%
% of case starts with a reported IOTN of 5	43	195	22.1%	14.2%	17.4%	16.8 %
% of concluded courses in receipt of dual-arch fixed appliances	132	160	82.5%	66.2%	73.0%	73.8%
% of concluded courses where treatment was abandoned or discontinued	20	160	12.5%	6.8%	6.3%	7.0%
% of patients satisfied with the treatment they have received	4	4	100.0%	96.5%	96.0%	96.0%

* Figures in italics indicate that the base number is less than 100.

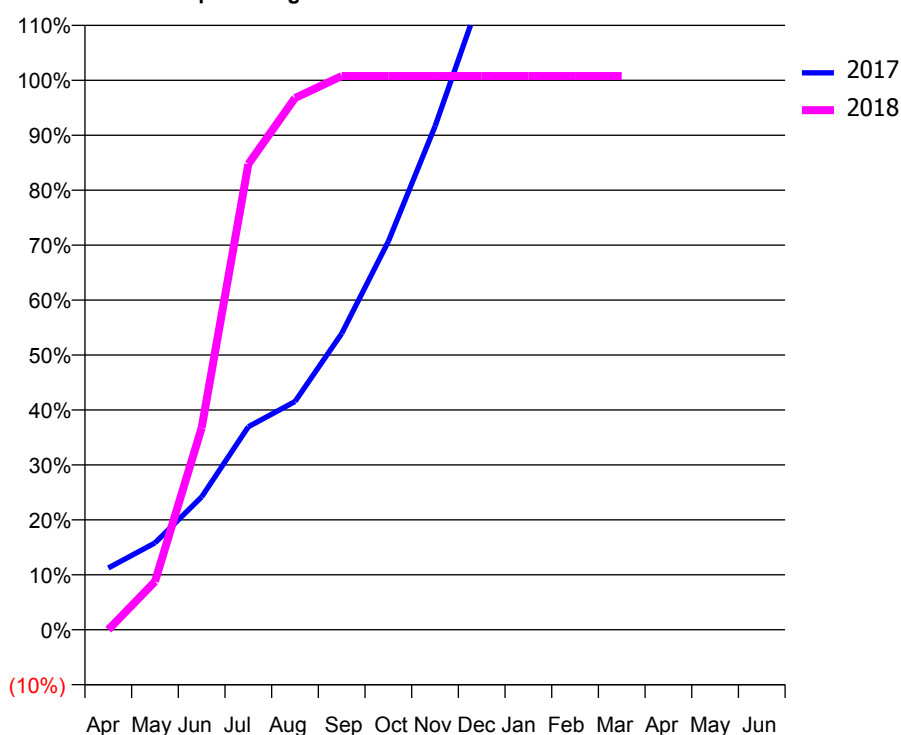
Q64 - Vital Signs Orthodontic At a Glance Contract Report for 559598/0002 - March 2018

Name or company name	MISS RA EVANS	17/18 Contracted general activity (UDA)	0
Contract type name	GDS Contract	Carry forward general activity (UDA)	0
Purpose of contract	Orthodontic	17/18 Contracted orthodontic activity (UOA)	525
Contract start date	01/04/2006	Carry forward orthodontic activity (UOA)	0
Contract end date		Baseline contract value	£34,432.39

ACCESS	Contract	England and Wales
24 month ratio of assessments to patient IDs	1.00	1.04

ACTIVITY	Contract
Contract assess and fit appliances (case starts) as a percentage of Area Team case starts	0.6 %

Cumulative percentage of contracted UOA delivered 2017 & 2018



Month	Adjusted Scheduled Activity (UOA)		
	2016	2017	2018
April	0	59	0
May	0	83	46
June	43	127	193
July	64	194	445
August	115	218	508
September	163	283	529
October	256	371	529
November	301	481	529
December	348	608	529
January	371	611	529
February	376	612	529
March	456	612	529
April	521	612	
May	521	633	
June	521	633	

QUALITY (rolling 12 month period)

	Contract Quantity	Contract Base Number	Contract *	Area Team	Region	England
% of all assessments that were assess and fit appliances (case starts)	27	27	100.0%	57.2%	62.5%	60.1%
% of all assessments that were assess and refuse	0	27	0.0%	9.3%	10.1%	11.3%
% of all assessments that were assess and review	0	27	0.0%	33.5%	27.4%	28.6%
% of case starts with a reported IOTN of 3 and Aesthetic Component of 5 or below	0	27	N/A	0.0%	0.1%	0.1%
% of case starts with a reported IOTN of 3 and Aesthetic Component of 6 or above	0	27	N/A	5.0%	3.4%	4.1%
% of case starts with a reported IOTN of 4	0	27	N/A	75.7%	77.7%	77.7%
% of case starts with a reported IOTN of 5	0	27	N/A	14.2%	17.4%	16.8 %
% of concluded courses in receipt of dual-arch fixed appliances	0	0	N/A	66.2%	73.0%	73.8%
% of concluded courses where treatment was abandoned or discontinued	0	0	N/A	6.8%	6.3%	7.0%
% of patients satisfied with the treatment they have received	0	0	N/A	96.5%	96.0%	96.0%

* Figures in italics indicate that the base number is less than 100.

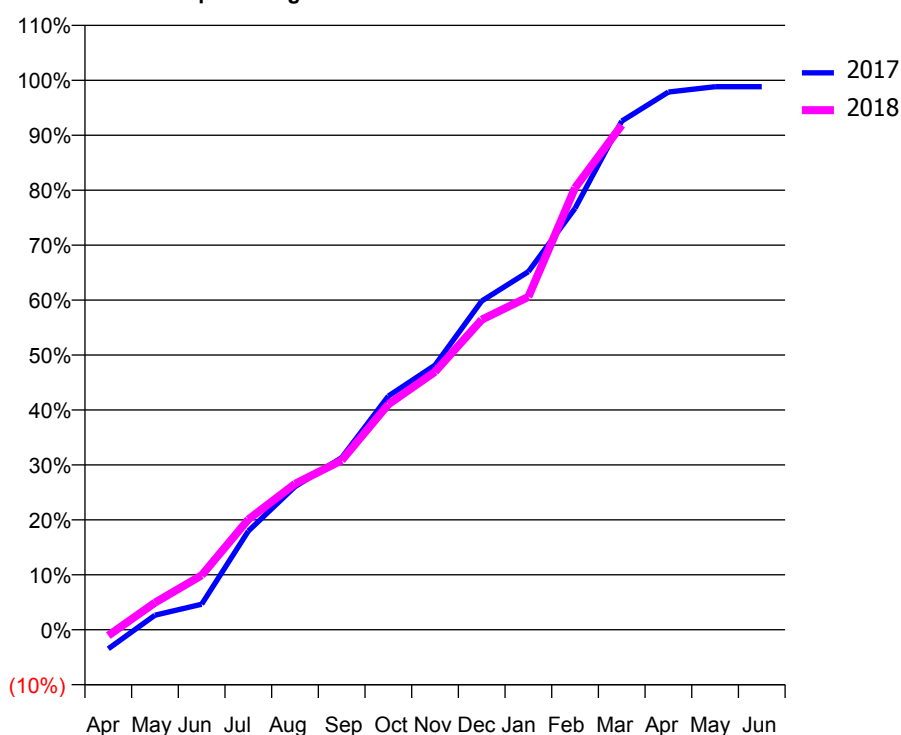
Q64 - Vital Signs Orthodontic At a Glance Contract Report for 652563/0003 - March 2018

Name or company name	MRS CL MATHEWS	17/18 Contracted general activity (UDA)	0
Contract type name	PDS Contract	Carry forward general activity (UDA)	0
Purpose of contract	Orthodontic	17/18 Contracted orthodontic activity (UOA)	2,610
Contract start date	01/07/2009	Carry forward orthodontic activity (UOA)	28
Contract end date	31/03/2019	Baseline contract value	£167,190.13

ACCESS	Contract	England and Wales
24 month ratio of assessments to patient IDs	1.00	1.04

ACTIVITY	Contract
Contract assess and fit appliances (case starts) as a percentage of Area Team case starts	2.7 %

Cumulative percentage of contracted UOA delivered 2017 & 2018



Month	Adjusted Scheduled Activity (UOA)		
	2016	2017	2018
April	-43	-84	-28
May	-2	64	129
June	71	112	259
July	281	433	524
August	485	628	693
September	694	755	805
October	1,003	1,025	1,071
November	1,109	1,161	1,225
December	1,410	1,442	1,473
January	1,454	1,571	1,581
February	1,914	1,849	2,099
March	2,204	2,231	2,397
April	2,332	2,359	
May	2,353	2,382	
June	2,395	2,382	

QUALITY (rolling 12 month period)

	Contract Quantity	Contract Base Number	Contract *	Area Team	Region	England
% of all assessments that were assess and fit appliances (case starts)	119	212	56.1%	57.2%	62.5%	60.1%
% of all assessments that were assess and refuse	39	212	18.4%	9.3%	10.1%	11.3%
% of all assessments that were assess and review	54	212	25.5%	33.5%	27.4%	28.6%
% of case starts with a reported IOTN of 3 and Aesthetic Component of 5 or below	0	119	N/A	0.0%	0.1%	0.1%
% of case starts with a reported IOTN of 3 and Aesthetic Component of 6 or above	1	119	0.8%	5.0%	3.4%	4.1%
% of case starts with a reported IOTN of 4	100	119	84.0%	75.7%	77.7%	77.7%
% of case starts with a reported IOTN of 5	17	119	14.3%	14.2%	17.4%	16.8 %
% of concluded courses in receipt of dual-arch fixed appliances	81	107	75.7%	66.2%	73.0%	73.8%
% of concluded courses where treatment was abandoned or discontinued	4	107	3.7%	6.8%	6.3%	7.0%
% of patients satisfied with the treatment they have received	5	5	100.0%	96.5%	96.0%	96.0%

* Figures in italics indicate that the base number is less than 100.

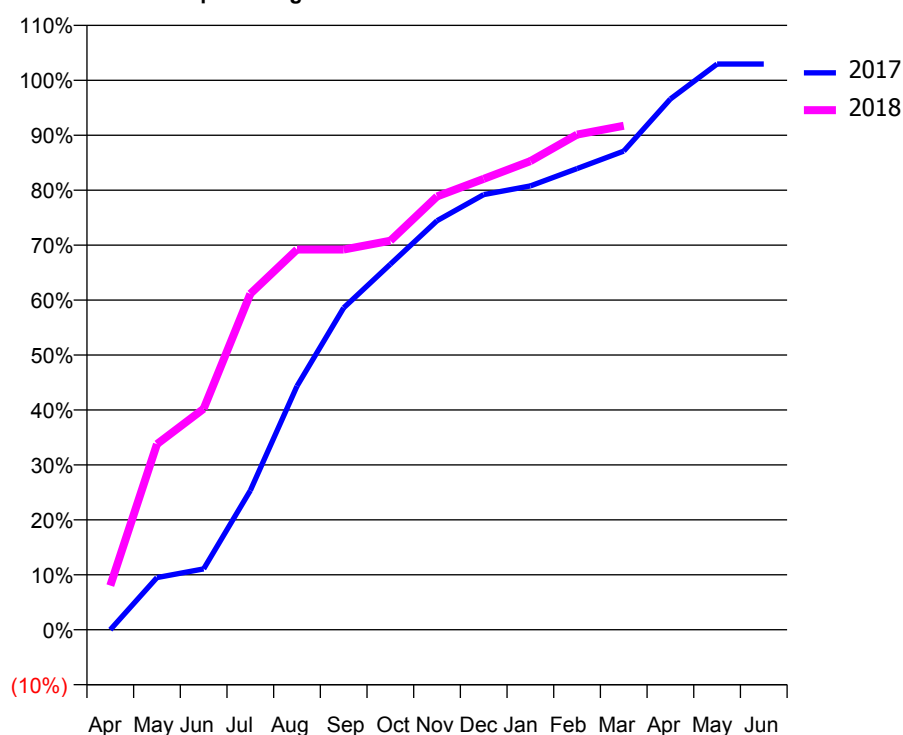
Q64 - Vital Signs Orthodontic At a Glance Contract Report for 731633/0001 - March 2018

Name or company name	MR PJ COOKE	17/18 Contracted general activity (UDA)	1,285
Contract type name	GDS Contract	Carry forward general activity (UDA)	29
Purpose of contract	General and Orthodontic	17/18 Contracted orthodontic activity (UOA)	1,305
Contract start date	01/04/2006	Carry forward orthodontic activity (UOA)	-105
Contract end date		Baseline contract value	£111,945.16

ACCESS	Contract	England and Wales
24 month ratio of assessments to patient IDs	1.00	1.04

ACTIVITY	Contract
Contract assess and fit appliances (case starts) as a percentage of Area Team case starts	1.4 %

Cumulative percentage of contracted UOA delivered 2017 & 2018



Month	Adjusted Scheduled Activity (UOA)		
	2016	2017	2018
April	8	0	105
May	71	126	441
June	71	147	525
July	407	336	798
August	638	588	903
September	701	777	903
October	785	882	924
November	869	987	1,029
December	932	1,050	1,071
January	974	1,071	1,113
February	1,016	1,113	1,176
March	1,226	1,155	1,197
April	1,247	1,281	
May	1,289	1,365	
June	1,331	1,365	

QUALITY (rolling 12 month period)

	Contract Quantity	Contract Base Number	Contract *	Area Team	Region	England
% of all assessments that were assess and fit appliances (case starts)	63	63	100.0%	57.2%	62.5%	60.1%
% of all assessments that were assess and refuse	0	63	0.0%	9.3%	10.1%	11.3%
% of all assessments that were assess and review	0	63	0.0%	33.5%	27.4%	28.6%
% of case starts with a reported IOTN of 3 and Aesthetic Component of 5 or below	0	63	N/A	0.0%	0.1%	0.1%
% of case starts with a reported IOTN of 3 and Aesthetic Component of 6 or above	1	63	1.6%	5.0%	3.4%	4.1%
% of case starts with a reported IOTN of 4	3	63	4.8%	75.7%	77.7%	77.7%
% of case starts with a reported IOTN of 5	0	63	N/A	14.2%	17.4%	16.8 %
% of concluded courses in receipt of dual-arch fixed appliances	0	33	N/A	66.2%	73.0%	73.8%
% of concluded courses where treatment was abandoned or discontinued	0	33	0.0%	6.8%	6.3%	7.0%
% of patients satisfied with the treatment they have received	5	5	100.0%	96.5%	96.0%	96.0%

* Figures in italics indicate that the base number is less than 100.

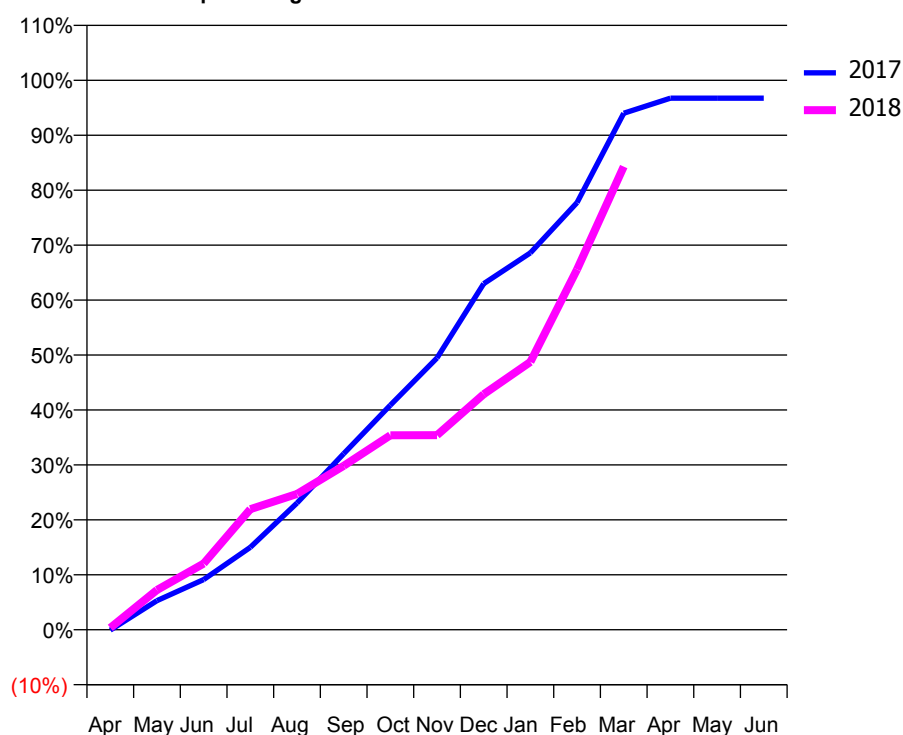
Q64 - Vital Signs Orthodontic At a Glance Contract Report for 748544/0001 - March 2018

Name or company name	MRS AJ FERRIS	17/18 Contracted general activity (UDA)	0
Contract type name	PDS Contract	Carry forward general activity (UDA)	0
Purpose of contract	Orthodontic	17/18 Contracted orthodontic activity (UOA)	2,580
Contract start date	01/04/2006	Carry forward orthodontic activity (UOA)	77
Contract end date	31/03/2019	Baseline contract value	£165,269.86

ACCESS	Contract	England and Wales
24 month ratio of assessments to patient IDs	1.10	1.04

ACTIVITY	Contract
Contract assess and fit appliances (case starts) as a percentage of Area Team case starts	2.5 %

Cumulative percentage of contracted UOA delivered 2017 & 2018



Month	Adjusted Scheduled Activity (UOA)		
	2016	2017	2018
April	38	-2	9
May	179	126	187
June	352	217	311
July	550	356	566
August	626	547	638
September	784	760	770
October	890	969	913
November	1,019	1,173	914
December	1,222	1,493	1,106
January	1,498	1,626	1,258
February	1,967	1,843	1,692
March	2,259	2,228	2,175
April	2,307	2,293	
May	2,308	2,293	
June	2,354	2,293	

QUALITY (rolling 12 month period)

	Contract Quantity	Contract Base Number	Contract *	Area Team	Region	England
% of all assessments that were assess and fit appliances (case starts)	110	201	54.7%	57.2%	62.5%	60.1%
% of all assessments that were assess and refuse	20	201	10.0%	9.3%	10.1%	11.3%
% of all assessments that were assess and review	71	201	35.3%	33.5%	27.4%	28.6%
% of case starts with a reported IOTN of 3 and Aesthetic Component of 5 or below	0	110	N/A	0.0%	0.1%	0.1%
% of case starts with a reported IOTN of 3 and Aesthetic Component of 6 or above	8	110	7.3%	5.0%	3.4%	4.1%
% of case starts with a reported IOTN of 4	77	110	70.0%	75.7%	77.7%	77.7%
% of case starts with a reported IOTN of 5	19	110	17.3%	14.2%	17.4%	16.8 %
% of concluded courses in receipt of dual-arch fixed appliances	58	71	81.7%	66.2%	73.0%	73.8%
% of concluded courses where treatment was abandoned or discontinued	7	71	9.9%	6.8%	6.3%	7.0%
% of patients satisfied with the treatment they have received	5	5	100.0%	96.5%	96.0%	96.0%

* Figures in italics indicate that the base number is less than 100.

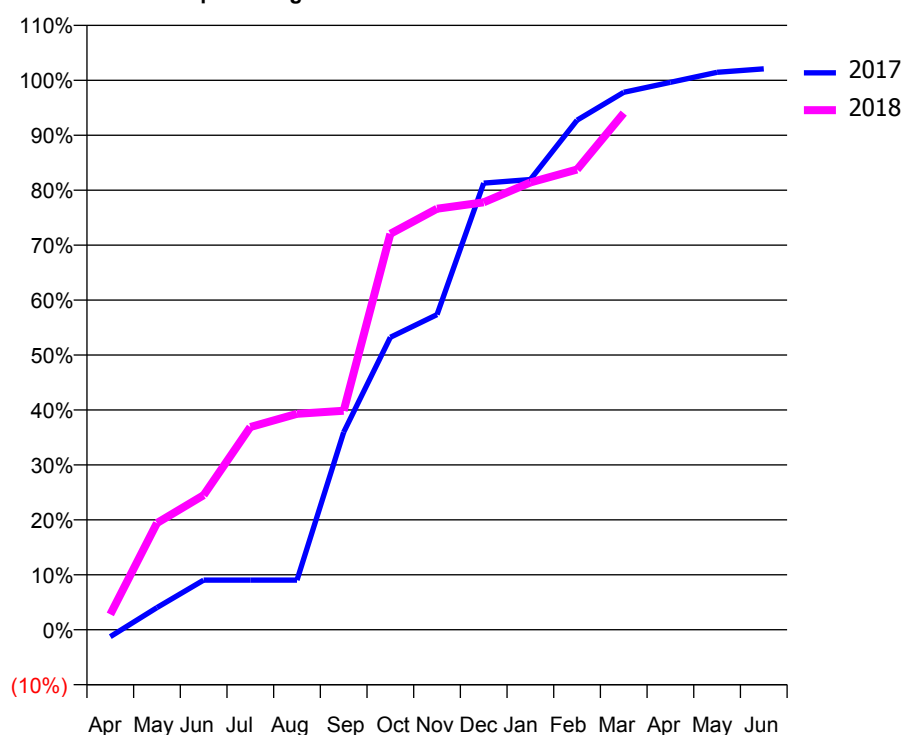
Q64 - Vital Signs Orthodontic At a Glance Contract Report for 755680/0001 - March 2018

Name or company name	MRS MJ ELSEY	17/18 Contracted general activity (UDA)	0
Contract type name	PDS Contract	Carry forward general activity (UDA)	0
Purpose of contract	Orthodontic	17/18 Contracted orthodontic activity (UOA)	3,804
Contract start date	01/04/2006	Carry forward orthodontic activity (UOA)	0
Contract end date	31/03/2019	Baseline contract value	£246,209.71

ACCESS	Contract	England and Wales
24 month ratio of assessments to patient IDs	1.01	1.04

ACTIVITY	Contract
Contract assess and fit appliances (case starts) as a percentage of Area Team case starts	4.0 %

Cumulative percentage of contracted UOA delivered 2017 & 2018



Month	Adjusted Scheduled Activity (UOA)		
	2016	2017	2018
April	46	-44	107
May	276	140	739
June	524	313	932
July	862	313	1,404
August	1,084	313	1,495
September	1,623	1,243	1,516
October	1,827	1,841	2,741
November	2,093	1,983	2,915
December	2,594	2,811	2,959
January	2,715	2,833	3,097
February	3,084	3,207	3,186
March	3,325	3,382	3,577
April	3,346	3,445	
May	3,347	3,508	
June	3,391	3,530	

QUALITY (rolling 12 month period)

	Contract Quantity	Contract Base Number	Contract *	Area Team	Region	England
% of all assessments that were assess and fit appliances (case starts)	179	236	75.8%	57.2%	62.5%	60.1%
% of all assessments that were assess and refuse	8	236	3.4%	9.3%	10.1%	11.3%
% of all assessments that were assess and review	49	236	20.8%	33.5%	27.4%	28.6%
% of case starts with a reported IOTN of 3 and Aesthetic Component of 5 or below	0	179	N/A	0.0%	0.1%	0.1%
% of case starts with a reported IOTN of 3 and Aesthetic Component of 6 or above	15	179	8.4%	5.0%	3.4%	4.1%
% of case starts with a reported IOTN of 4	129	179	72.1%	75.7%	77.7%	77.7%
% of case starts with a reported IOTN of 5	35	179	19.6%	14.2%	17.4%	16.8 %
% of concluded courses in receipt of dual-arch fixed appliances	8	126	6.3%	66.2%	73.0%	73.8%
% of concluded courses where treatment was abandoned or discontinued	15	126	11.9%	6.8%	6.3%	7.0%
% of patients satisfied with the treatment they have received	4	4	100.0%	96.5%	96.0%	96.0%

* Figures in italics indicate that the base number is less than 100.

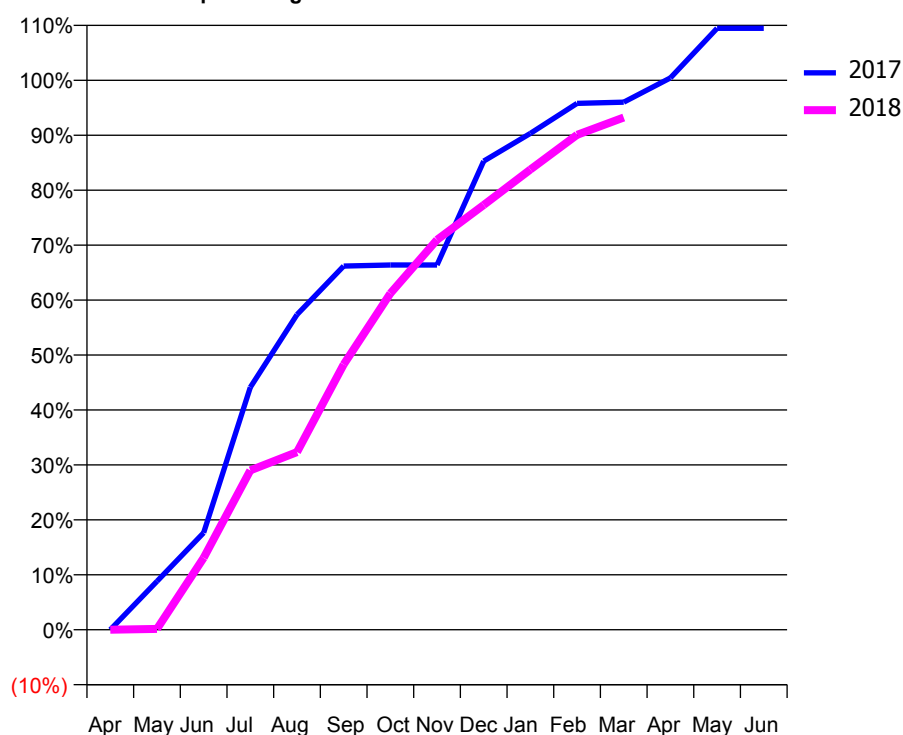
Q64 - Vital Signs Orthodontic At a Glance Contract Report for 817953/0001 - March 2018

Name or company name	MR CR BORLAND	17/18 Contracted general activity (UDA)	0
Contract type name	PDS Contract	Carry forward general activity (UDA)	0
Purpose of contract	Orthodontic	17/18 Contracted orthodontic activity (UOA)	665
Contract start date	06/10/2008	Carry forward orthodontic activity (UOA)	0
Contract end date	31/03/2019	Baseline contract value	£45,837.06

ACCESS	Contract	England and Wales
24 month ratio of assessments to patient IDs	1.04	1.04

ACTIVITY	Contract
Contract assess and fit appliances (case starts) as a percentage of Area Team case starts	0.8 %

Cumulative percentage of contracted UOA delivered 2017 & 2018



Month	Adjusted Scheduled Activity (UOA)		
	2016	2017	2018
April	0	0	0
May	0	42	1
June	0	84	87
July	0	210	193
August	0	273	215
September	0	315	321
October	0	316	407
November	0	316	472
December	0	406	514
January	0	430	557
February	3	456	599
March	59	457	620
April	207	478	
May	207	521	
June	207	521	

QUALITY (rolling 12 month period)

	Contract Quantity	Contract Base Number	Contract *	Area Team	Region	England
% of all assessments that were assess and fit appliances (case starts)	37	48	77.1%	57.2%	62.5%	60.1%
% of all assessments that were assess and refuse	10	48	20.8%	9.3%	10.1%	11.3%
% of all assessments that were assess and review	1	48	2.1%	33.5%	27.4%	28.6%
% of case starts with a reported IOTN of 3 and Aesthetic Component of 5 or below	0	37	<i>N/A</i>	0.0%	0.1%	0.1%
% of case starts with a reported IOTN of 3 and Aesthetic Component of 6 or above	2	37	5.4%	5.0%	3.4%	4.1%
% of case starts with a reported IOTN of 4	24	37	64.9%	75.7%	77.7%	77.7%
% of case starts with a reported IOTN of 5	3	37	8.1%	14.2%	17.4%	16.8 %
% of concluded courses in receipt of dual-arch fixed appliances	11	17	64.7%	66.2%	73.0%	73.8%
% of concluded courses where treatment was abandoned or discontinued	3	17	17.6%	6.8%	6.3%	7.0%
% of patients satisfied with the treatment they have received	0	0	<i>N/A</i>	96.5%	96.0%	96.0%

* Figures in italics indicate that the base number is less than 100.

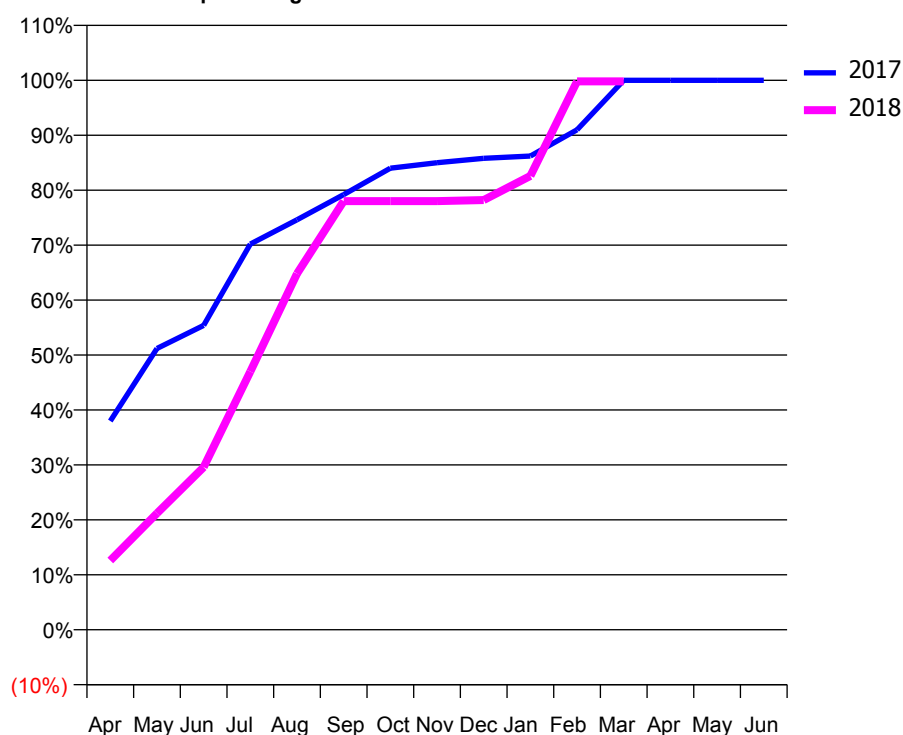
Q64 - Vital Signs Orthodontic At a Glance Contract Report for 820059/0001 - March 2018

Name or company name	MR AJ SMITH	17/18 Contracted general activity (UDA)	800
Contract type name	PDS Contract	Carry forward general activity (UDA)	-16
Purpose of contract	General and Orthodontic	17/18 Contracted orthodontic activity (UOA)	500
Contract start date	01/04/2006	Carry forward orthodontic activity (UOA)	0
Contract end date	31/03/2019	Baseline contract value	£59,862.75

ACCESS	Contract	England and Wales
24 month ratio of assessments to patient IDs	1.00	1.04

ACTIVITY	Contract
Contract assess and fit appliances (case starts) as a percentage of Area Team case starts	0.5 %

Cumulative percentage of contracted UOA delivered 2017 & 2018



Month	Adjusted Scheduled Activity (UOA)		
	2016	2017	2018
April	0	190	63
May	0	256	106
June	45	277	148
July	69	351	235
August	69	373	324
September	72	396	390
October	137	420	390
November	137	425	390
December	370	429	391
January	434	431	413
February	435	455	499
March	501	500	499
April	501	500	
May	501	500	
June	501	500	

QUALITY (rolling 12 month period)

	Contract Quantity	Contract Base Number	Contract *	Area Team	Region	England
% of all assessments that were assess and fit appliances (case starts)	23	39	59.0%	57.2%	62.5%	60.1%
% of all assessments that were assess and refuse	0	39	0.0%	9.3%	10.1%	11.3%
% of all assessments that were assess and review	16	39	41.0%	33.5%	27.4%	28.6%
% of case starts with a reported IOTN of 3 and Aesthetic Component of 5 or below	0	23	N/A	0.0%	0.1%	0.1%
% of case starts with a reported IOTN of 3 and Aesthetic Component of 6 or above	0	23	N/A	5.0%	3.4%	4.1%
% of case starts with a reported IOTN of 4	17	23	73.9%	75.7%	77.7%	77.7%
% of case starts with a reported IOTN of 5	3	23	13.0%	14.2%	17.4%	16.8 %
% of concluded courses in receipt of dual-arch fixed appliances	0	0	N/A	66.2%	73.0%	73.8%
% of concluded courses where treatment was abandoned or discontinued	0	0	N/A	6.8%	6.3%	7.0%
% of patients satisfied with the treatment they have received	1	1	100.0%	96.5%	96.0%	96.0%

* Figures in italics indicate that the base number is less than 100.

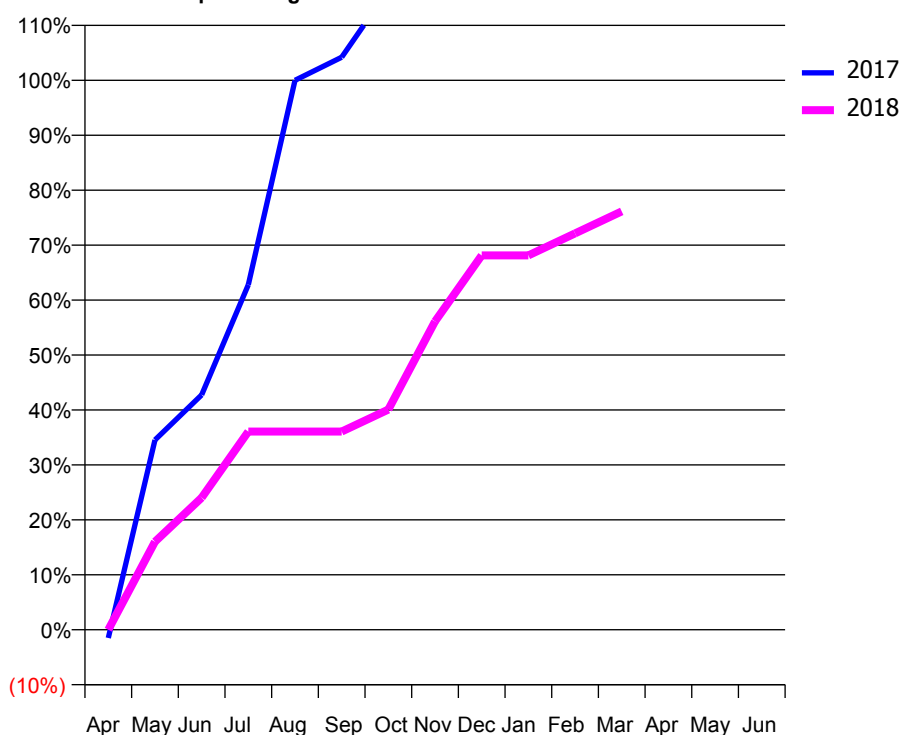
Q64 - Vital Signs Orthodontic At a Glance Contract Report for 839329/0002 - March 2018

Name or company name	MR SJ MCELROY	17/18 Contracted general activity (UDA)	0
Contract type name	PDS Contract	Carry forward general activity (UDA)	0
Purpose of contract	Orthodontic	17/18 Contracted orthodontic activity (UOA)	524
Contract start date	01/04/2006	Carry forward orthodontic activity (UOA)	0
Contract end date	31/03/2019	Baseline contract value	£33,539.45

ACCESS	Contract	England and Wales
24 month ratio of assessments to patient IDs	1.00	1.04

ACTIVITY	Contract
Contract assess and fit appliances (case starts) as a percentage of Area Team case starts	0.5 %

Cumulative percentage of contracted UOA delivered 2017 & 2018



Month	Adjusted Scheduled Activity (UOA)		
	2016	2017	2018
April	0	-8	0
May	21	181	84
June	43	224	126
July	297	329	189
August	319	524	189
September	341	546	189
October	427	610	210
November	448	610	294
December	449	610	357
January	515	610	357
February	515	610	378
March	515	610	399
April	515	611	
May	516	611	
June	516	632	

QUALITY (rolling 12 month period)

	Contract Quantity	Contract Base Number	Contract *	Area Team	Region	England
% of all assessments that were assess and fit appliances (case starts)	20	21	95.2%	57.2%	62.5%	60.1%
% of all assessments that were assess and refuse	0	21	0.0%	9.3%	10.1%	11.3%
% of all assessments that were assess and review	1	21	4.8%	33.5%	27.4%	28.6%
% of case starts with a reported IOTN of 3 and Aesthetic Component of 5 or below	0	20	N/A	0.0%	0.1%	0.1%
% of case starts with a reported IOTN of 3 and Aesthetic Component of 6 or above	5	20	25.0%	5.0%	3.4%	4.1%
% of case starts with a reported IOTN of 4	7	20	35.0%	75.7%	77.7%	77.7%
% of case starts with a reported IOTN of 5	4	20	20.0%	14.2%	17.4%	16.8 %
% of concluded courses in receipt of dual-arch fixed appliances	0	25	N/A	66.2%	73.0%	73.8%
% of concluded courses where treatment was abandoned or discontinued	1	25	4.0%	6.8%	6.3%	7.0%
% of patients satisfied with the treatment they have received	1	1	100.0%	96.5%	96.0%	96.0%

* Figures in italics indicate that the base number is less than 100.

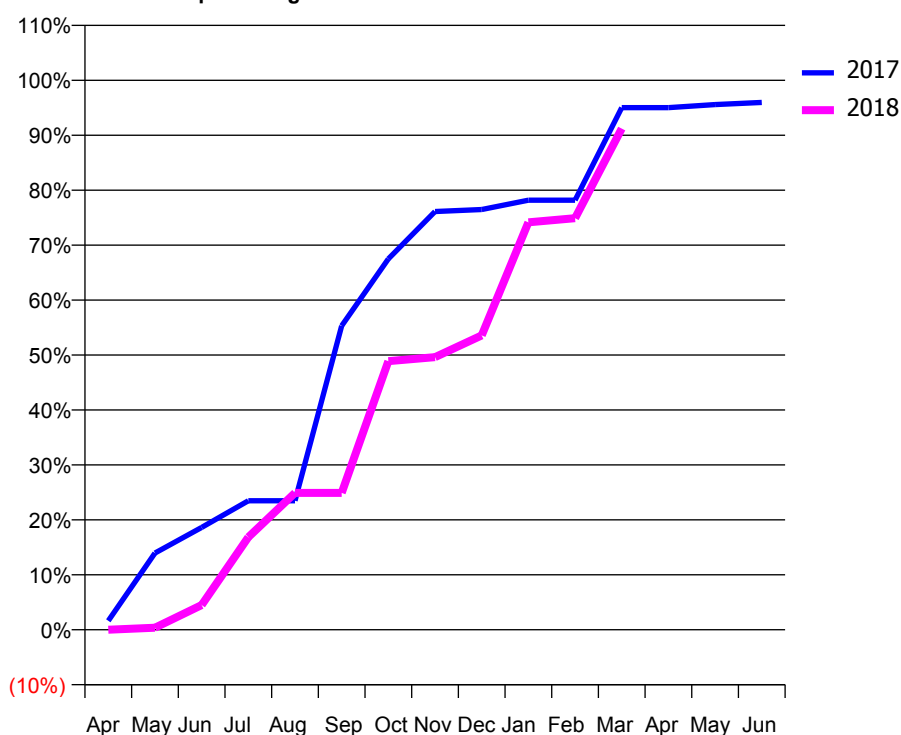
Q64 - Vital Signs Orthodontic At a Glance Contract Report for 839329/0003 - March 2018

Name or company name	MR SJ MCELROY	17/18 Contracted general activity (UDA)	0
Contract type name	GDS Contract	Carry forward general activity (UDA)	0
Purpose of contract	Orthodontic	17/18 Contracted orthodontic activity (UOA)	534
Contract start date	01/04/2006	Carry forward orthodontic activity (UOA)	0
Contract end date		Baseline contract value	£35,853.23

ACCESS	Contract	England and Wales
24 month ratio of assessments to patient IDs	1.13	1.04

ACTIVITY	Contract
Contract assess and fit appliances (case starts) as a percentage of Area Team case starts	0.5 %

Cumulative percentage of contracted UOA delivered 2017 & 2018



Month	Adjusted Scheduled Activity (UOA)		
	2016	2017	2018
April	0	9	0
May	24	75	2
June	74	99	24
July	108	125	90
August	137	125	133
September	203	295	133
October	271	360	261
November	276	406	265
December	276	408	286
January	390	417	396
February	513	417	400
March	516	507	487
April	517	507	
May	518	510	
June	520	512	

QUALITY (rolling 12 month period)	Contract Quantity	Contract Base Number	Contract *	Area Team	Region	England
% of all assessments that were assess and fit appliances (case starts)	22	52	42.3%	57.2%	62.5%	60.1%
% of all assessments that were assess and refuse	1	52	1.9%	9.3%	10.1%	11.3%
% of all assessments that were assess and review	29	52	55.8%	33.5%	27.4%	28.6%
% of case starts with a reported IOTN of 3 and Aesthetic Component of 5 or below	0	22	<i>N/A</i>	0.0%	0.1%	0.1%
% of case starts with a reported IOTN of 3 and Aesthetic Component of 6 or above	1	22	4.5%	5.0%	3.4%	4.1%
% of case starts with a reported IOTN of 4	17	22	77.3%	75.7%	77.7%	77.7%
% of case starts with a reported IOTN of 5	4	22	18.2%	14.2%	17.4%	16.8 %
% of concluded courses in receipt of dual-arch fixed appliances	11	26	42.3%	66.2%	73.0%	73.8%
% of concluded courses where treatment was abandoned or discontinued	3	26	11.5%	6.8%	6.3%	7.0%
% of patients satisfied with the treatment they have received	2	2	100.0%	96.5%	96.0%	96.0%

* Figures in italics indicate that the base number is less than 100.

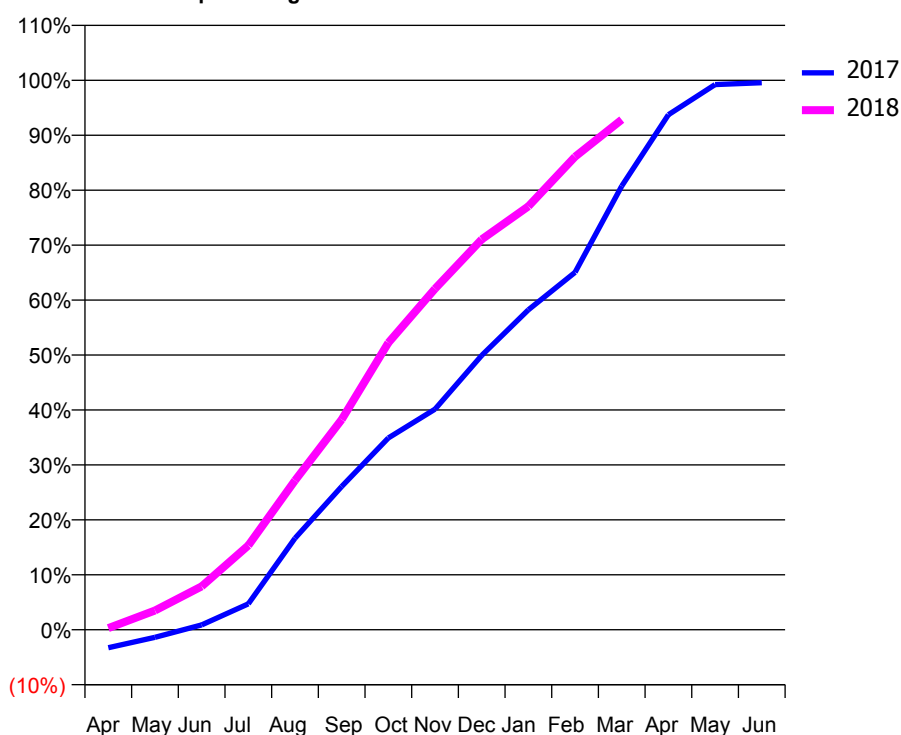
Q64 - Vital Signs Orthodontic At a Glance Contract Report for 888990/0001 - March 2018

Name or company name	MRS JE WHITEHEAD	17/18 Contracted general activity (UDA)	0
Contract type name	PDS Contract	Carry forward general activity (UDA)	0
Purpose of contract	Orthodontic	17/18 Contracted orthodontic activity (UOA)	6,183
Contract start date	01/04/2006	Carry forward orthodontic activity (UOA)	27
Contract end date	31/03/2019	Baseline contract value	£396,091.92

ACCESS	Contract	England and Wales
24 month ratio of assessments to patient IDs	1.03	1.04

ACTIVITY	Contract
Contract assess and fit appliances (case starts) as a percentage of Area Team case starts	7.3 %

Cumulative percentage of contracted UOA delivered 2017 & 2018



Month	Adjusted Scheduled Activity (UOA)		
	2016	2017	2018
April	-159	-203	19
May	75	-86	217
June	188	55	488
July	546	292	949
August	1,217	1,030	1,679
September	1,555	1,612	2,365
October	1,993	2,158	3,230
November	2,331	2,483	3,838
December	2,782	3,087	4,393
January	3,238	3,601	4,765
February	4,208	4,022	5,323
March	4,828	4,992	5,740
April	5,779	5,796	
May	5,952	6,135	
June	5,952	6,156	

QUALITY (rolling 12 month period)

	Contract Quantity	Contract Base Number	Contract *	Area Team	Region	England
% of all assessments that were assess and fit appliances (case starts)	322	548	58.8%	57.2%	62.5%	60.1%
% of all assessments that were assess and refuse	43	548	7.8%	9.3%	10.1%	11.3%
% of all assessments that were assess and review	183	548	33.4%	33.5%	27.4%	28.6%
% of case starts with a reported IOTN of 3 and Aesthetic Component of 5 or below	0	322	N/A	0.0%	0.1%	0.1%
% of case starts with a reported IOTN of 3 and Aesthetic Component of 6 or above	0	322	N/A	5.0%	3.4%	4.1%
% of case starts with a reported IOTN of 4	266	322	82.6%	75.7%	77.7%	77.7%
% of case starts with a reported IOTN of 5	0	322	N/A	14.2%	17.4%	16.8 %
% of concluded courses in receipt of dual-arch fixed appliances	129	145	89.0%	66.2%	73.0%	73.8%
% of concluded courses where treatment was abandoned or discontinued	4	145	2.8%	6.8%	6.3%	7.0%
% of patients satisfied with the treatment they have received	16	17	94.1%	96.5%	96.0%	96.0%

* Figures in italics indicate that the base number is less than 100.

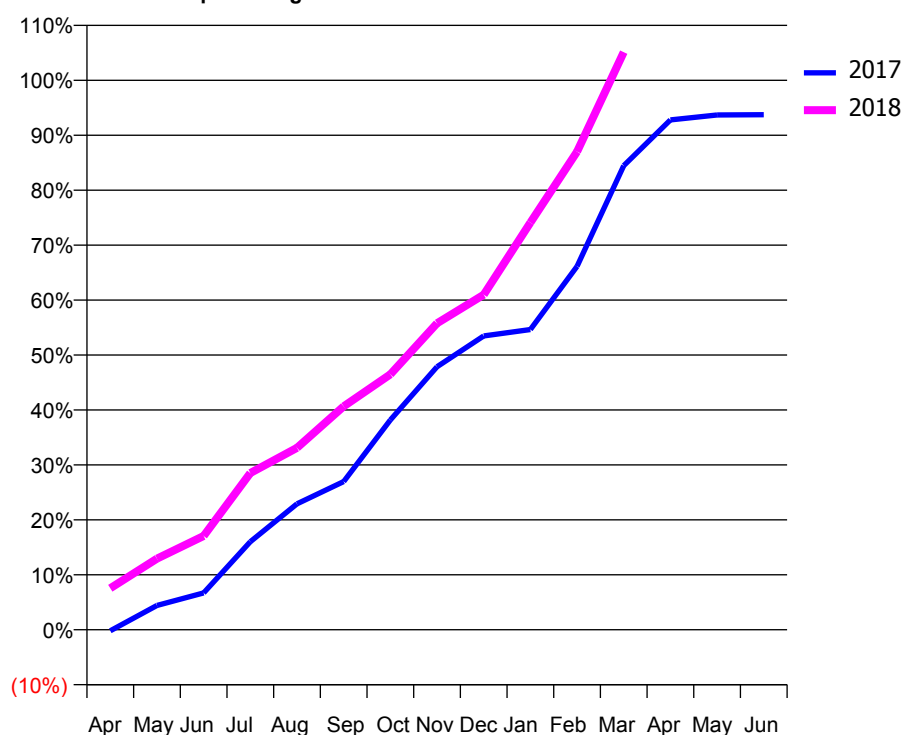
Q64 - Vital Signs Orthodontic At a Glance Contract Report for 908320/0002 - March 2018

Name or company name	MRS CG GOLDEN	17/18 Contracted general activity (UDA)	0
Contract type name	PDS Contract	Carry forward general activity (UDA)	0
Purpose of contract	Orthodontic	17/18 Contracted orthodontic activity (UOA)	2,818
Contract start date	01/07/2009	Carry forward orthodontic activity (UOA)	-171
Contract end date	31/03/2019	Baseline contract value	£180,555.30

ACCESS	Contract	England and Wales
24 month ratio of assessments to patient IDs	1.03	1.04

ACTIVITY	Contract
Contract assess and fit appliances (case starts) as a percentage of Area Team case starts	3.2 %

Cumulative percentage of contracted UOA delivered 2017 & 2018



Month	Adjusted Scheduled Activity (UOA)		
	2016	2017	2018
April	100	-6	213
May	127	125	365
June	232	189	481
July	438	452	804
August	610	646	933
September	883	760	1,146
October	1,133	1,076	1,310
November	1,260	1,349	1,572
December	1,409	1,507	1,718
January	1,716	1,540	2,088
February	2,076	1,864	2,452
March	2,547	2,380	2,962
April	2,716	2,615	
May	2,727	2,640	
June	2,727	2,641	

QUALITY (rolling 12 month period)	Contract Quantity	Contract Base Number	Contract *	Area Team	Region	England
% of all assessments that were assess and fit appliances (case starts)	142	252	56.3%	57.2%	62.5%	60.1%
% of all assessments that were assess and refuse	47	252	18.7%	9.3%	10.1%	11.3%
% of all assessments that were assess and review	63	252	25.0%	33.5%	27.4%	28.6%
% of case starts with a reported IOTN of 3 and Aesthetic Component of 5 or below	0	142	N/A	0.0%	0.1%	0.1%
% of case starts with a reported IOTN of 3 and Aesthetic Component of 6 or above	1	142	0.7%	5.0%	3.4%	4.1%
% of case starts with a reported IOTN of 4	124	142	87.3%	75.7%	77.7%	77.7%
% of case starts with a reported IOTN of 5	17	142	12.0%	14.2%	17.4%	16.8 %
% of concluded courses in receipt of dual-arch fixed appliances	93	105	88.6%	66.2%	73.0%	73.8%
% of concluded courses where treatment was abandoned or discontinued	6	105	5.7%	6.8%	6.3%	7.0%
% of patients satisfied with the treatment they have received	7	7	100.0%	96.5%	96.0%	96.0%

* Figures in italics indicate that the base number is less than 100.

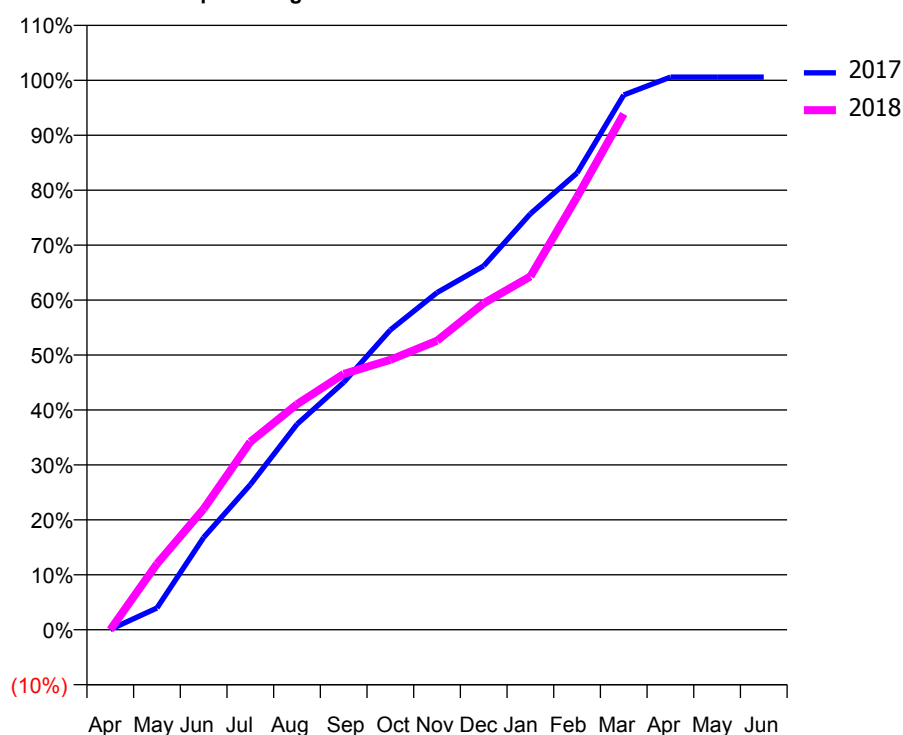
Q64 - Vital Signs Orthodontic At a Glance Contract Report for 982911/0001 - March 2018

Name or company name	MR A REHMAN	17/18 Contracted general activity (UDA)	0
Contract type name	PDS Contract	Carry forward general activity (UDA)	0
Purpose of contract	Orthodontic	17/18 Contracted orthodontic activity (UOA)	6,625
Contract start date	01/04/2006	Carry forward orthodontic activity (UOA)	0
Contract end date	31/03/2019	Baseline contract value	£451,350.91

ACCESS	Contract	England and Wales
24 month ratio of assessments to patient IDs	1.13	1.04

ACTIVITY	Contract
Contract assess and fit appliances (case starts) as a percentage of Area Team case starts	6.6 %

Cumulative percentage of contracted UOA delivered 2017 & 2018



Month	Adjusted Scheduled Activity (UOA)		
	2016	2017	2018
April	-43	4	0
May	219	239	795
June	521	1,012	1,457
July	1,136	1,590	2,266
August	1,389	2,253	2,720
September	2,020	2,711	3,085
October	2,547	3,287	3,255
November	3,045	3,696	3,485
December	3,497	3,988	3,936
January	3,885	4,559	4,260
February	4,767	5,006	5,217
March	4,832	5,862	6,219
April	5,830	6,057	
May	6,128	6,058	
June	6,127	6,058	

QUALITY (rolling 12 month period)

	Contract Quantity	Contract Base Number	Contract *	Area Team	Region	England
% of all assessments that were assess and fit appliances (case starts)	294	553	53.2%	57.2%	62.5%	60.1%
% of all assessments that were assess and refuse	78	553	14.1%	9.3%	10.1%	11.3%
% of all assessments that were assess and review	181	553	32.7%	33.5%	27.4%	28.6%
% of case starts with a reported IOTN of 3 and Aesthetic Component of 5 or below	0	294	N/A	0.0%	0.1%	0.1%
% of case starts with a reported IOTN of 3 and Aesthetic Component of 6 or above	16	294	5.4%	5.0%	3.4%	4.1%
% of case starts with a reported IOTN of 4	208	294	70.7%	75.7%	77.7%	77.7%
% of case starts with a reported IOTN of 5	69	294	23.5%	14.2%	17.4%	16.8 %
% of concluded courses in receipt of dual-arch fixed appliances	0	235	N/A	66.2%	73.0%	73.8%
% of concluded courses where treatment was abandoned or discontinued	6	235	2.6%	6.8%	6.3%	7.0%
% of patients satisfied with the treatment they have received	5	5	100.0%	96.5%	96.0%	96.0%

* Figures in italics indicate that the base number is less than 100.

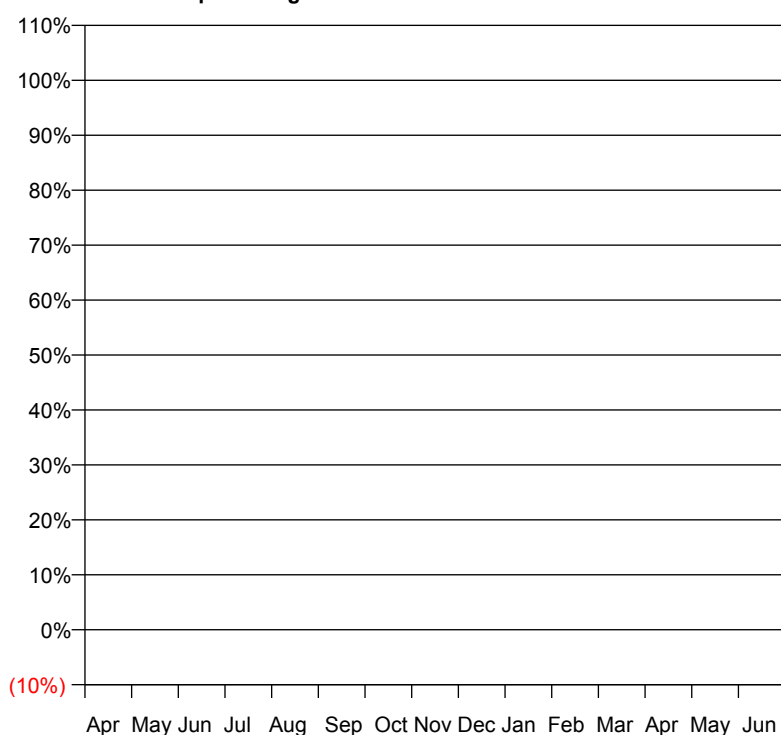
Q65 - Vital Signs Orthodontic At a Glance Contract Report for 101192/0006 - March 2018

Name or company name	Community Dental Centres Ltd	17/18 Contracted general activity (UDA)	28,047
Contract type name	GDS Contract	Carry forward general activity (UDA)	0
Purpose of contract	General	17/18 Contracted orthodontic activity (UOA)	0
Contract start date	01/04/2006	Carry forward orthodontic activity (UOA)	0
Contract end date		Baseline contract value	£739,721.86

ACCESS	Contract	England and Wales
24 month ratio of assessments to patient IDs	1.00	1.04

ACTIVITY	Contract
Contract assess and fit appliances (case starts) as a percentage of Area Team case starts	0.0 %

Cumulative percentage of contracted UOA delivered 2017 & 2018



— 2017
— 2018

Month	Adjusted Scheduled Activity (UOA)		
	2016	2017	2018
April	0	0	0
May	0	0	0
June	0	0	0
July	0	0	0
August	0	0	0
September	0	0	3
October	0	0	3
November	0	0	3
December	0	0	3
January	0	0	3
February	0	0	3
March	0	0	3
April	0	0	
May	0	0	
June	0	0	

QUALITY (rolling 12 month period)

	Contract Quantity	Contract Base Number	Contract *	Area Team	Region	England
% of all assessments that were assess and fit appliances (case starts)	0	3	0.0%	56.9%	62.5%	60.1%
% of all assessments that were assess and refuse	0	3	0.0%	12.8%	10.1%	11.3%
% of all assessments that were assess and review	3	3	100.0%	30.3%	27.4%	28.6%
% of case starts with a reported IOTN of 3 and Aesthetic Component of 5 or below	0	0	N/A	0.1%	0.1%	0.1%
% of case starts with a reported IOTN of 3 and Aesthetic Component of 6 or above	0	0	N/A	5.0%	3.4%	4.1%
% of case starts with a reported IOTN of 4	0	0	N/A	79.2%	77.7%	77.7%
% of case starts with a reported IOTN of 5	0	0	N/A	14.9%	17.4%	16.8 %
% of concluded courses in receipt of dual-arch fixed appliances	0	0	N/A	86.2%	73.0%	73.8%
% of concluded courses where treatment was abandoned or discontinued	0	0	N/A	4.6%	6.3%	7.0%
% of patients satisfied with the treatment they have received	0	0	N/A	96.7%	96.0%	96.0%

* Figures in italics indicate that the base number is less than 100.

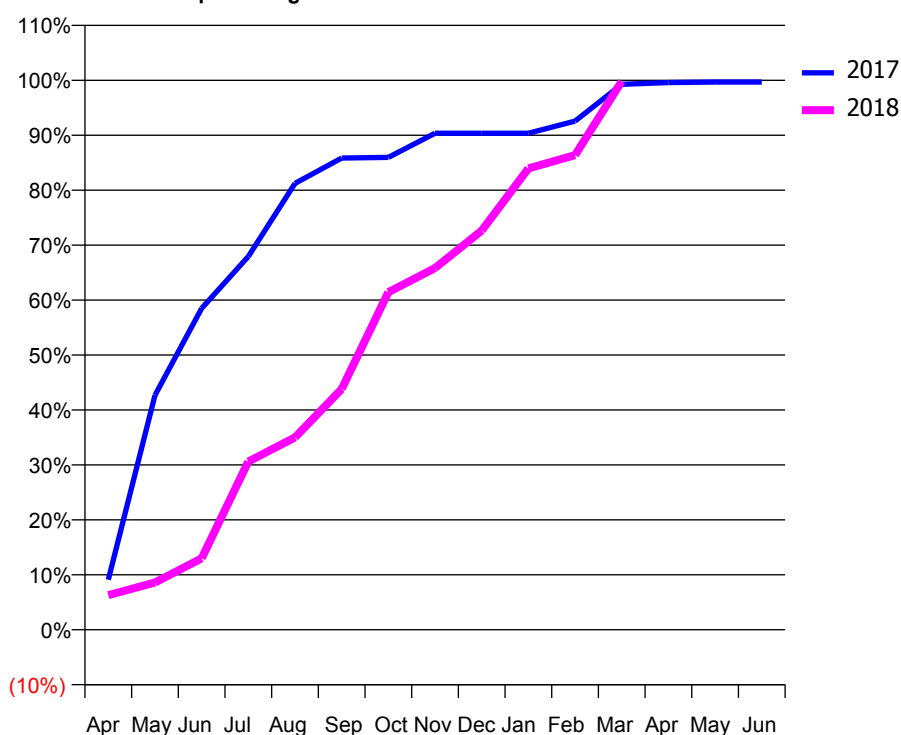
Q65 - Vital Signs Orthodontic At a Glance Contract Report for 101362/0045 - March 2018

Name or company name	Rodericks Dental Limited	17/18 Contracted general activity (UDA)	33,727
Contract type name	GDS Contract	Carry forward general activity (UDA)	-649
Purpose of contract	General and Orthodontic	17/18 Contracted orthodontic activity (UOA)	954
Contract start date	01/02/2012	Carry forward orthodontic activity (UOA)	3
Contract end date		Baseline contract value	£767,406.54

ACCESS	Contract	England and Wales
24 month ratio of assessments to patient IDs	1.00	1.04

ACTIVITY	Contract
Contract assess and fit appliances (case starts) as a percentage of Area Team case starts	0.8 %

Cumulative percentage of contracted UOA delivered 2017 & 2018



Month	Adjusted Scheduled Activity (UOA)		
	2016	2017	2018
April	85	87	60
May	380	407	82
June	528	558	124
July	549	648	292
August	549	775	334
September	696	819	418
October	738	820	586
November	760	862	628
December	824	862	693
January	866	862	801
February	915	883	824
March	961	947	952
April	963	950	
May	984	951	
June	984	951	

QUALITY (rolling 12 month period)

	Contract Quantity	Contract Base Number	Contract *	Area Team	Region	England
% of all assessments that were assess and fit appliances (case starts)	45	59	76.3%	56.9%	62.5%	60.1%
% of all assessments that were assess and refuse	7	59	11.9%	12.8%	10.1%	11.3%
% of all assessments that were assess and review	7	59	11.9%	30.3%	27.4%	28.6%
% of case starts with a reported IOTN of 3 and Aesthetic Component of 5 or below	0	45	N/A	0.1%	0.1%	0.1%
% of case starts with a reported IOTN of 3 and Aesthetic Component of 6 or above	3	45	6.7%	5.0%	3.4%	4.1%
% of case starts with a reported IOTN of 4	42	45	93.3%	79.2%	77.7%	77.7%
% of case starts with a reported IOTN of 5	0	45	N/A	14.9%	17.4%	16.8 %
% of concluded courses in receipt of dual-arch fixed appliances	11	43	25.6%	86.2%	73.0%	73.8%
% of concluded courses where treatment was abandoned or discontinued	5	43	11.6%	4.6%	6.3%	7.0%
% of patients satisfied with the treatment they have received	1	1	100.0%	96.7%	96.0%	96.0%

* Figures in italics indicate that the base number is less than 100.

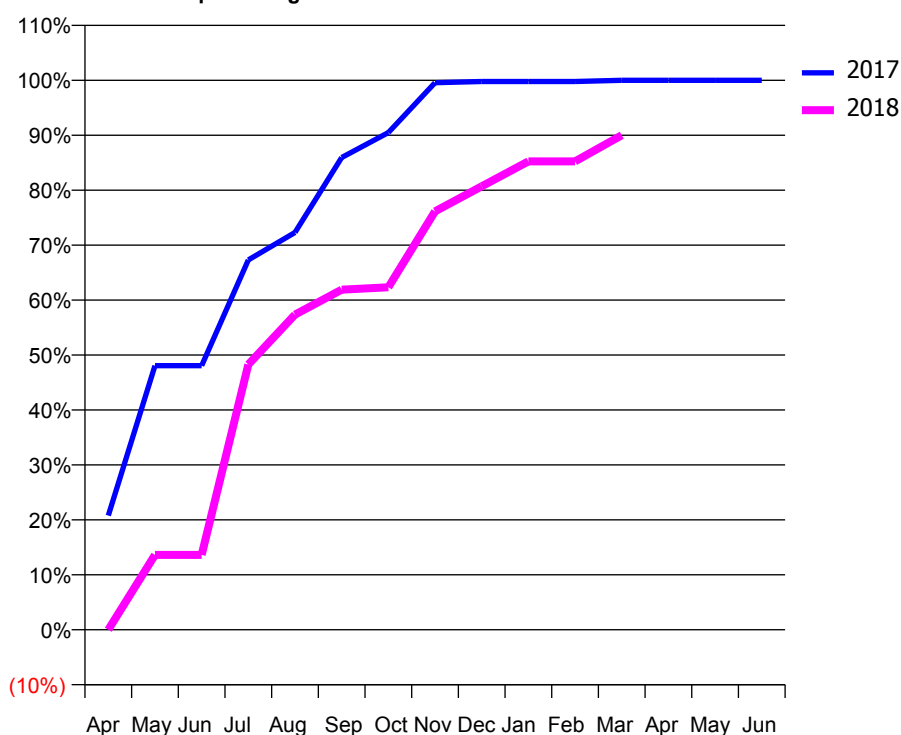
Q65 - Vital Signs Orthodontic At a Glance Contract Report for 106089/0001 - March 2018

Name or company name	Church Street Dental Practice Ltd	17/18 Contracted general activity (UDA)	3,250
Contract type name	GDS Contract	Carry forward general activity (UDA)	30
Purpose of contract	General and Orthodontic	17/18 Contracted orthodontic activity (UOA)	462
Contract start date	01/04/2010	Carry forward orthodontic activity (UOA)	0
Contract end date		Baseline contract value	£101,364.32

ACCESS	Contract	England and Wales
24 month ratio of assessments to patient IDs	1.03	1.04

ACTIVITY	Contract
Contract assess and fit appliances (case starts) as a percentage of Area Team case starts	0.4 %

Cumulative percentage of contracted UOA delivered 2017 & 2018



Month	Adjusted Scheduled Activity (UOA)		
	2016	2017	2018
April	1	96	0
May	31	222	63
June	31	222	63
July	78	311	223
August	124	334	265
September	166	397	286
October	169	418	288
November	214	460	352
December	343	461	373
January	407	461	394
February	452	461	394
March	453	462	416
April	453	462	
May	453	462	
June	453	462	

QUALITY (rolling 12 month period)	Contract Quantity	Contract Base Number	Contract *	Area Team	Region	England
% of all assessments that were assess and fit appliances (case starts)	20	33	60.6%	56.9%	62.5%	60.1%
% of all assessments that were assess and refuse	0	33	0.0%	12.8%	10.1%	11.3%
% of all assessments that were assess and review	13	33	39.4%	30.3%	27.4%	28.6%
% of case starts with a reported IOTN of 3 and Aesthetic Component of 5 or below	0	20	N/A	0.1%	0.1%	0.1%
% of case starts with a reported IOTN of 3 and Aesthetic Component of 6 or above	0	20	N/A	5.0%	3.4%	4.1%
% of case starts with a reported IOTN of 4	20	20	100.0%	79.2%	77.7%	77.7%
% of case starts with a reported IOTN of 5	0	20	N/A	14.9%	17.4%	16.8 %
% of concluded courses in receipt of dual-arch fixed appliances	1	1	100.0%	86.2%	73.0%	73.8%
% of concluded courses where treatment was abandoned or discontinued	0	1	0.0%	4.6%	6.3%	7.0%
% of patients satisfied with the treatment they have received	1	1	100.0%	96.7%	96.0%	96.0%

* Figures in italics indicate that the base number is less than 100.

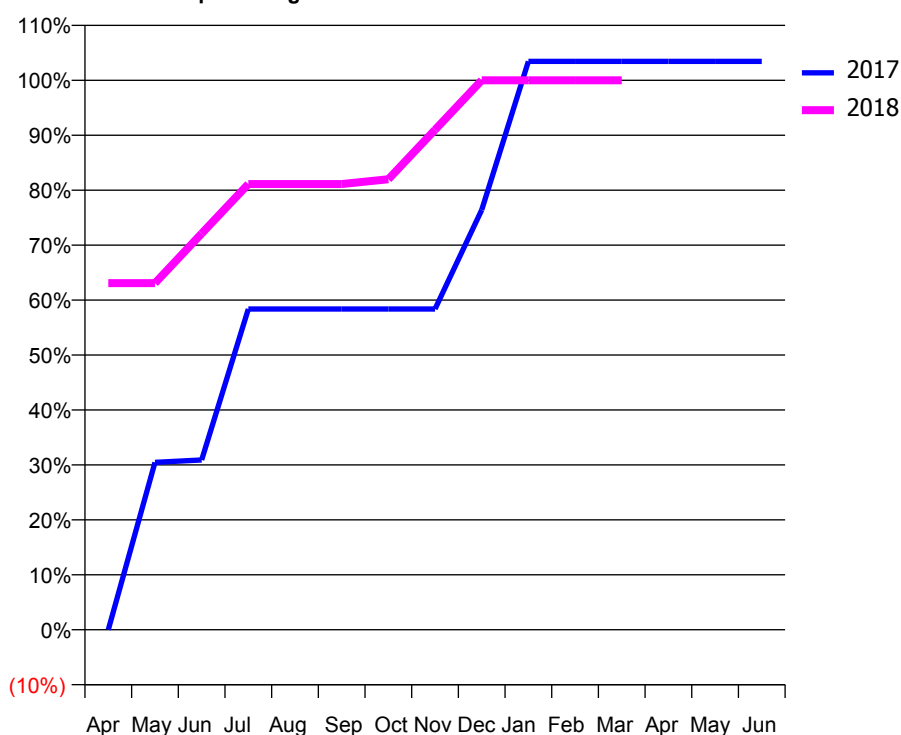
Q65 - Vital Signs Orthodontic At a Glance Contract Report for 111333/0001 - March 2018

Name or company name	Connor Hichens	17/18 Contracted general activity (UDA)	2,700
Contract type name	GDS Contract	Carry forward general activity (UDA)	56
Purpose of contract	General and Orthodontic	17/18 Contracted orthodontic activity (UOA)	233
Contract start date	01/12/2012	Carry forward orthodontic activity (UOA)	0
Contract end date		Baseline contract value	£73,982.15

ACCESS	Contract	England and Wales
24 month ratio of assessments to patient IDs	1.00	1.04

ACTIVITY	Contract
Contract assess and fit appliances (case starts) as a percentage of Area Team case starts	0.2 %

Cumulative percentage of contracted UOA delivered 2017 & 2018



Month	Adjusted Scheduled Activity (UOA)		
	2016	2017	2018
April	0	0	147
May	75	71	147
June	75	72	168
July	119	136	189
August	119	136	189
September	119	136	189
October	142	136	191
November	148	136	212
December	148	178	233
January	172	241	233
February	236	241	233
March	236	241	233
April	236	241	
May	236	241	
June	236	241	

QUALITY (rolling 12 month period)

	Contract Quantity	Contract Base Number	Contract *	Area Team	Region	England
% of all assessments that were assess and fit appliances (case starts)	11	14	78.6%	56.9%	62.5%	60.1%
% of all assessments that were assess and refuse	0	14	0.0%	12.8%	10.1%	11.3%
% of all assessments that were assess and review	3	14	21.4%	30.3%	27.4%	28.6%
% of case starts with a reported IOTN of 3 and Aesthetic Component of 5 or below	0	11	N/A	0.1%	0.1%	0.1%
% of case starts with a reported IOTN of 3 and Aesthetic Component of 6 or above	2	11	18.2%	5.0%	3.4%	4.1%
% of case starts with a reported IOTN of 4	9	11	81.8%	79.2%	77.7%	77.7%
% of case starts with a reported IOTN of 5	0	11	N/A	14.9%	17.4%	16.8%
% of concluded courses in receipt of dual-arch fixed appliances	8	10	80.0%	86.2%	73.0%	73.8%
% of concluded courses where treatment was abandoned or discontinued	1	10	10.0%	4.6%	6.3%	7.0%
% of patients satisfied with the treatment they have received	1	1	100.0%	96.7%	96.0%	96.0%

* Figures in italics indicate that the base number is less than 100.

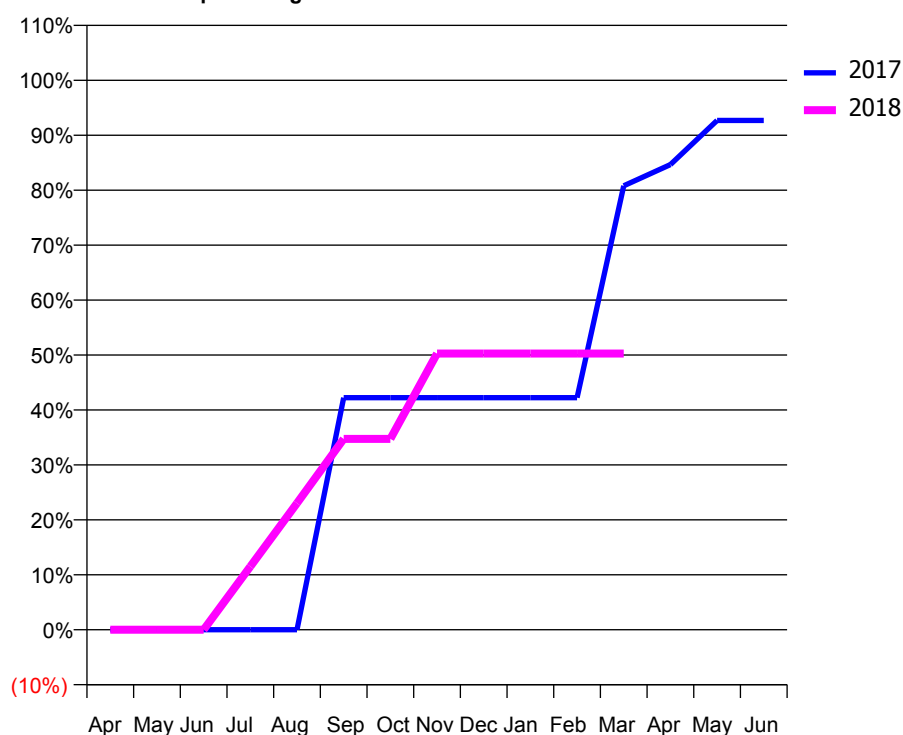
Q65 - Vital Signs Orthodontic At a Glance Contract Report for 119075/0001 - March 2018

Name or company name	Christchurch Healthcare and Management Limited	17/18 Contracted general activity (UDA)	0
Contract type name	PDS Contract	Carry forward general activity (UDA)	0
Purpose of contract	Orthodontic	17/18 Contracted orthodontic activity (UOA)	547
Contract start date	01/07/2011	Carry forward orthodontic activity (UOA)	0
Contract end date		Baseline contract value	£39,031.00

ACCESS	Contract	England and Wales
24 month ratio of assessments to patient IDs	1.00	1.04

ACTIVITY	Contract
Contract assess and fit appliances (case starts) as a percentage of Area Team case starts	0.3 %

Cumulative percentage of contracted UOA delivered 2017 & 2018



Month	Adjusted Scheduled Activity (UOA)		
	2016	2017	2018
April	0	0	0
May	0	0	0
June	0	0	0
July	127	0	63
August	127	0	126
September	127	231	190
October	127	231	190
November	295	231	275
December	295	231	275
January	296	231	275
February	380	231	275
March	401	442	275
April	401	463	
May	557	507	
June	557	507	

QUALITY (rolling 12 month period)

	Contract Quantity	Contract Base Number	Contract *	Area Team	Region	England
% of all assessments that were assess and fit appliances (case starts)	16	20	80.0%	56.9%	62.5%	60.1%
% of all assessments that were assess and refuse	0	20	0.0%	12.8%	10.1%	11.3%
% of all assessments that were assess and review	4	20	20.0%	30.3%	27.4%	28.6%
% of case starts with a reported IOTN of 3 and Aesthetic Component of 5 or below	0	16	N/A	0.1%	0.1%	0.1%
% of case starts with a reported IOTN of 3 and Aesthetic Component of 6 or above	0	16	N/A	5.0%	3.4%	4.1%
% of case starts with a reported IOTN of 4	15	16	93.8%	79.2%	77.7%	77.7%
% of case starts with a reported IOTN of 5	1	16	6.3%	14.9%	17.4%	16.8 %
% of concluded courses in receipt of dual-arch fixed appliances	10	12	83.3%	86.2%	73.0%	73.8%
% of concluded courses where treatment was abandoned or discontinued	2	12	16.7%	4.6%	6.3%	7.0%
% of patients satisfied with the treatment they have received	0	0	N/A	96.7%	96.0%	96.0%

* Figures in italics indicate that the base number is less than 100.

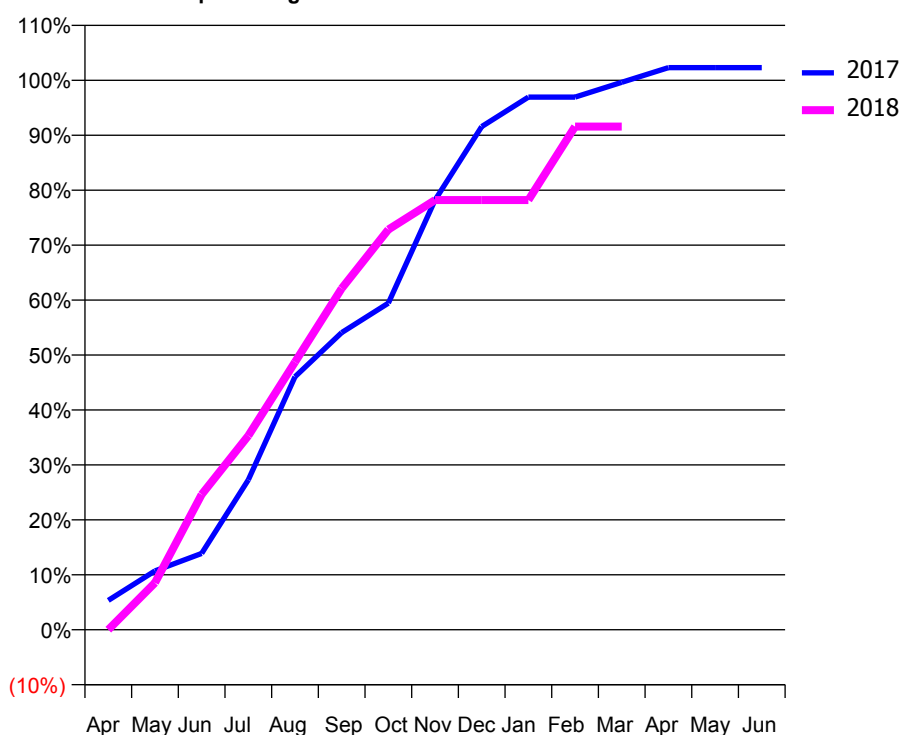
Q65 - Vital Signs Orthodontic At a Glance Contract Report for 122165/0001 - March 2018

Name or company name	Passage House Dental Care	17/18 Contracted general activity (UDA)	29,967
Contract type name	GDS Contract	Carry forward general activity (UDA)	0
Purpose of contract	General and Orthodontic	17/18 Contracted orthodontic activity (UOA)	784
Contract start date	01/10/2008	Carry forward orthodontic activity (UOA)	0
Contract end date		Baseline contract value	£798,559.00

ACCESS	Contract	England and Wales
24 month ratio of assessments to patient IDs	1.00	1.04

ACTIVITY	Contract
Contract assess and fit appliances (case starts) as a percentage of Area Team case starts	0.7 %

Cumulative percentage of contracted UOA delivered 2017 & 2018



Month	Adjusted Scheduled Activity (UOA)		
	2016	2017	2018
April	0	42	0
May	21	84	67
June	126	109	193
July	190	214	277
August	212	361	382
September	359	424	487
October	426	466	571
November	447	613	613
December	447	718	613
January	447	760	613
February	553	760	718
March	700	781	718
April	743	802	
May	743	802	
June	743	802	

QUALITY (rolling 12 month period)

	Contract Quantity	Contract Base Number	Contract *	Area Team	Region	England
% of all assessments that were assess and fit appliances (case starts)	36	36	100.0%	56.9%	62.5%	60.1%
% of all assessments that were assess and refuse	0	36	0.0%	12.8%	10.1%	11.3%
% of all assessments that were assess and review	0	36	0.0%	30.3%	27.4%	28.6%
% of case starts with a reported IOTN of 3 and Aesthetic Component of 5 or below	0	36	N/A	0.1%	0.1%	0.1%
% of case starts with a reported IOTN of 3 and Aesthetic Component of 6 or above	8	36	22.2%	5.0%	3.4%	4.1%
% of case starts with a reported IOTN of 4	22	36	61.1%	79.2%	77.7%	77.7%
% of case starts with a reported IOTN of 5	6	36	16.7%	14.9%	17.4%	16.8 %
% of concluded courses in receipt of dual-arch fixed appliances	25	31	80.6%	86.2%	73.0%	73.8%
% of concluded courses where treatment was abandoned or discontinued	4	31	12.9%	4.6%	6.3%	7.0%
% of patients satisfied with the treatment they have received	1	1	100.0%	96.7%	96.0%	96.0%

* Figures in italics indicate that the base number is less than 100.

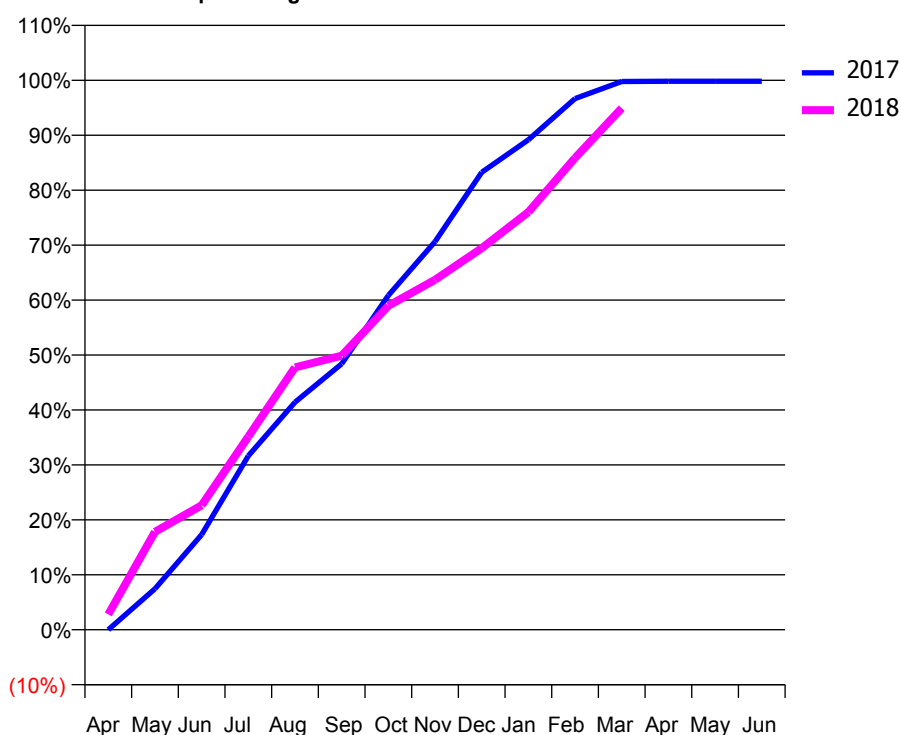
Q65 - Vital Signs Orthodontic At a Glance Contract Report for 123412/0001 - March 2018

Name or company name	Clifton Orthodontics Centre	17/18 Contracted general activity (UDA)	0
Contract type name	PDS Contract	Carry forward general activity (UDA)	0
Purpose of contract	Orthodontic	17/18 Contracted orthodontic activity (UOA)	5,398
Contract start date	01/10/2011	Carry forward orthodontic activity (UOA)	9
Contract end date	31/03/2027	Baseline contract value	£369,577.85

ACCESS	Contract	England and Wales
24 month ratio of assessments to patient IDs	1.15	1.04

ACTIVITY	Contract
Contract assess and fit appliances (case starts) as a percentage of Area Team case starts	4.4 %

Cumulative percentage of contracted UOA delivered 2017 & 2018



Month	Adjusted Scheduled Activity (UOA)		
	2016	2017	2018
April	137	0	151
May	524	403	962
June	619	934	1,223
July	1,257	1,709	1,898
August	1,748	2,236	2,577
September	2,876	2,612	2,692
October	3,493	3,284	3,182
November	3,765	3,812	3,438
December	3,989	4,494	3,749
January	4,133	4,813	4,104
February	4,849	5,218	4,635
March	5,341	5,386	5,124
April	5,475	5,389	
May	5,529	5,389	
June	5,529	5,389	

QUALITY (rolling 12 month period)	Contract Quantity	Contract Base Number	Contract *	Area Team	Region	England
% of all assessments that were assess and fit appliances (case starts)	240	557	43.1%	56.9%	62.5%	60.1%
% of all assessments that were assess and refuse	151	557	27.1%	12.8%	10.1%	11.3%
% of all assessments that were assess and review	166	557	29.8%	30.3%	27.4%	28.6%
% of case starts with a reported IOTN of 3 and Aesthetic Component of 5 or below	0	240	N/A	0.1%	0.1%	0.1%
% of case starts with a reported IOTN of 3 and Aesthetic Component of 6 or above	0	240	N/A	5.0%	3.4%	4.1%
% of case starts with a reported IOTN of 4	185	240	77.1%	79.2%	77.7%	77.7%
% of case starts with a reported IOTN of 5	55	240	22.9%	14.9%	17.4%	16.8 %
% of concluded courses in receipt of dual-arch fixed appliances	226	251	90.0%	86.2%	73.0%	73.8%
% of concluded courses where treatment was abandoned or discontinued	8	251	3.2%	4.6%	6.3%	7.0%
% of patients satisfied with the treatment they have received	6	6	100.0%	96.7%	96.0%	96.0%

* Figures in italics indicate that the base number is less than 100.

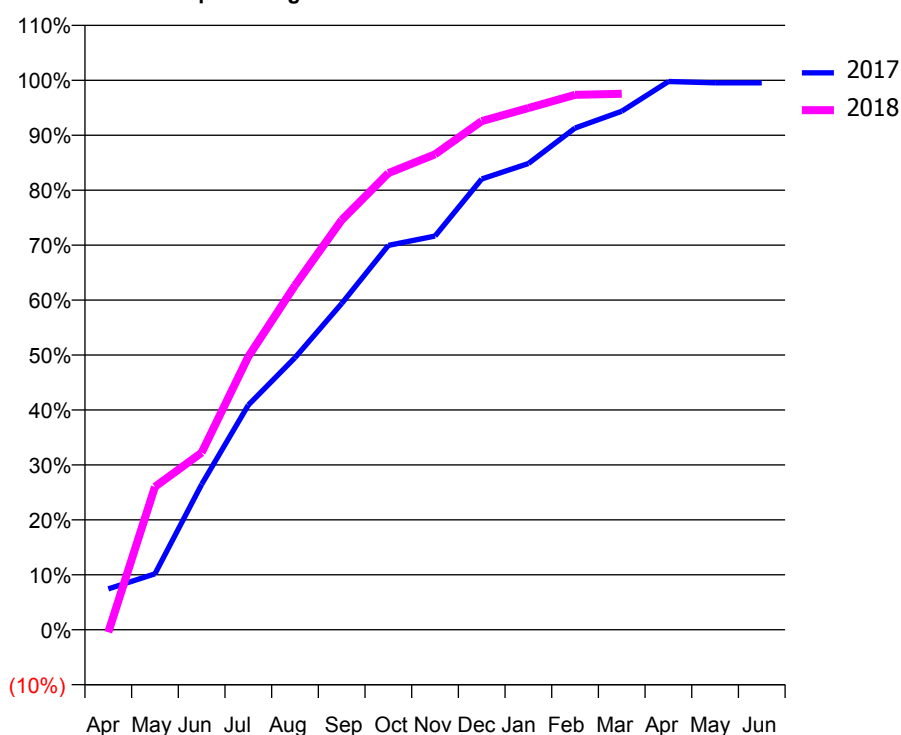
Q65 - Vital Signs Orthodontic At a Glance Contract Report for 129496/0001 - March 2018

Name or company name	Smile Solutions Orthodontics	17/18 Contracted general activity (UDA)	900
Contract type name	PDS Contract	Carry forward general activity (UDA)	0
Purpose of contract	General and Orthodontic	17/18 Contracted orthodontic activity (UOA)	8,008
Contract start date	01/04/2006	Carry forward orthodontic activity (UOA)	37
Contract end date	31/03/2020	Baseline contract value	£567,095.09

ACCESS	Contract	England and Wales
24 month ratio of assessments to patient IDs	1.04	1.04

ACTIVITY	Contract
Contract assess and fit appliances (case starts) as a percentage of Area Team case starts	6.8 %

Cumulative percentage of contracted UOA delivered 2017 & 2018



Month	Adjusted Scheduled Activity (UOA)		
	2016	2017	2018
April	447	596	-37
May	1,460	815	2,084
June	2,060	2,119	2,581
July	3,181	3,275	3,981
August	3,995	3,966	5,018
September	4,532	4,754	5,970
October	5,460	5,602	6,654
November	6,319	5,738	6,928
December	6,883	6,569	7,412
January	7,113	6,794	7,604
February	7,572	7,311	7,796
March	7,881	7,556	7,812
April	7,971	7,990	
May	7,950	7,971	
June	7,950	7,971	

QUALITY (rolling 12 month period)

	Contract Quantity	Contract Base Number	Contract *	Area Team	Region	England
% of all assessments that were assess and fit appliances (case starts)	374	972	38.5%	56.9%	62.5%	60.1%
% of all assessments that were assess and refuse	30	972	3.1%	12.8%	10.1%	11.3%
% of all assessments that were assess and review	568	972	58.4%	30.3%	27.4%	28.6%
% of case starts with a reported IOTN of 3 and Aesthetic Component of 5 or below	2	374	0.5%	0.1%	0.1%	0.1%
% of case starts with a reported IOTN of 3 and Aesthetic Component of 6 or above	18	374	4.8%	5.0%	3.4%	4.1%
% of case starts with a reported IOTN of 4	285	374	76.2%	79.2%	77.7%	77.7%
% of case starts with a reported IOTN of 5	62	374	16.6%	14.9%	17.4%	16.8 %
% of concluded courses in receipt of dual-arch fixed appliances	321	359	89.4%	86.2%	73.0%	73.8%
% of concluded courses where treatment was abandoned or discontinued	13	359	3.6%	4.6%	6.3%	7.0%
% of patients satisfied with the treatment they have received	17	17	100.0%	96.7%	96.0%	96.0%

* Figures in italics indicate that the base number is less than 100.

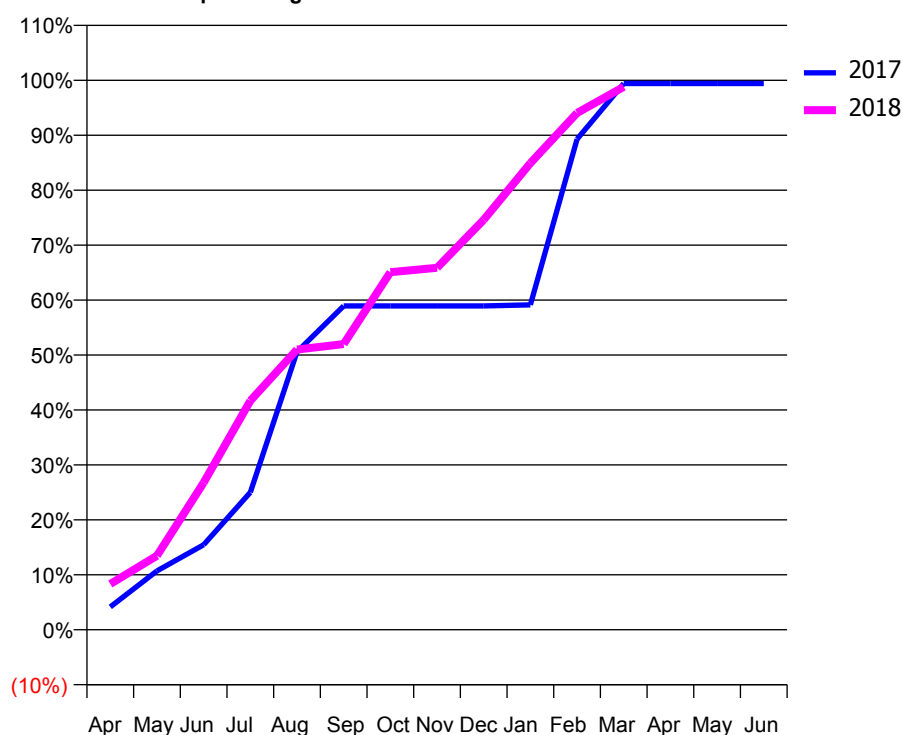
Q65 - Vital Signs Orthodontic At a Glance Contract Report for 129690/0001 - March 2018

Name or company name	Dulverton Dental Practice Ltd	17/18 Contracted general activity (UDA)	16,500
Contract type name	GDS Contract	Carry forward general activity (UDA)	0
Purpose of contract	General and Orthodontic	17/18 Contracted orthodontic activity (UOA)	504
Contract start date	02/04/2007	Carry forward orthodontic activity (UOA)	3
Contract end date		Baseline contract value	£494,357.27

ACCESS	Contract	England and Wales
24 month ratio of assessments to patient IDs	1.26	1.04

ACTIVITY	Contract
Contract assess and fit appliances (case starts) as a percentage of Area Team case starts	0.4 %

Cumulative percentage of contracted UOA delivered 2017 & 2018



Month	Adjusted Scheduled Activity (UOA)		
	2016	2017	2018
April	0	21	42
May	23	54	68
June	91	78	135
July	183	126	210
August	190	255	257
September	238	297	262
October	241	297	328
November	329	297	332
December	351	297	376
January	353	298	428
February	421	450	474
March	505	501	498
April	512	501	
May	506	501	
June	506	501	

QUALITY (rolling 12 month period)	Contract Quantity	Contract Base Number	Contract *	Area Team	Region	England
% of all assessments that were assess and fit appliances (case starts)	22	78	28.2%	56.9%	62.5%	60.1%
% of all assessments that were assess and refuse	9	78	11.5%	12.8%	10.1%	11.3%
% of all assessments that were assess and review	47	78	60.3%	30.3%	27.4%	28.6%
% of case starts with a reported IOTN of 3 and Aesthetic Component of 5 or below	0	22	<i>N/A</i>	0.1%	0.1%	0.1%
% of case starts with a reported IOTN of 3 and Aesthetic Component of 6 or above	0	22	<i>N/A</i>	5.0%	3.4%	4.1%
% of case starts with a reported IOTN of 4	22	22	100.0%	79.2%	77.7%	77.7%
% of case starts with a reported IOTN of 5	0	22	<i>N/A</i>	14.9%	17.4%	16.8 %
% of concluded courses in receipt of dual-arch fixed appliances	0	22	<i>N/A</i>	86.2%	73.0%	73.8%
% of concluded courses where treatment was abandoned or discontinued	5	22	22.7%	4.6%	6.3%	7.0%
% of patients satisfied with the treatment they have received	1	1	100.0%	96.7%	96.0%	96.0%

* Figures in italics indicate that the base number is less than 100.

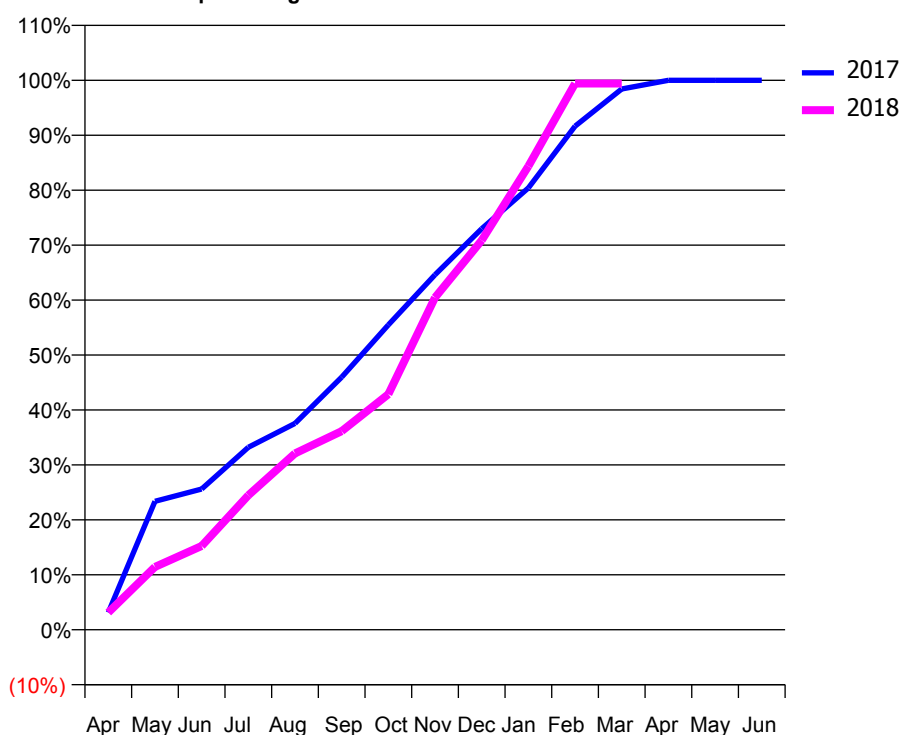
Q65 - Vital Signs Orthodontic At a Glance Contract Report for 157465/0001 - March 2018

Name or company name	Wells Orthodontics Limited	17/18 Contracted general activity (UDA)	0
Contract type name	PDS Contract	Carry forward general activity (UDA)	0
Purpose of contract	Orthodontic	17/18 Contracted orthodontic activity (UOA)	9,356
Contract start date	01/09/2015	Carry forward orthodontic activity (UOA)	0
Contract end date	31/03/2019	Baseline contract value	£620,966.89

ACCESS	Contract	England and Wales
24 month ratio of assessments to patient IDs	1.00	1.04

ACTIVITY	Contract
Contract assess and fit appliances (case starts) as a percentage of Area Team case starts	8.2 %

Cumulative percentage of contracted UOA delivered 2017 & 2018



Month	Adjusted Scheduled Activity (UOA)		
	2016	2017	2018
April	0	294	294
May	0	2,187	1,071
June	0	2,397	1,428
July	0	3,106	2,289
August	0	3,513	3,003
September	0	4,302	3,381
October	594	5,192	4,011
November	1,910	6,044	5,657
December	2,821	6,829	6,631
January	3,312	7,524	7,893
February	4,278	8,574	9,300
March	4,660	9,208	9,300
April	4,660	9,355	
May	4,765	9,356	
June	4,765	9,356	

QUALITY (rolling 12 month period)

	Contract Quantity	Contract Base Number	Contract *	Area Team	Region	England
% of all assessments that were assess and fit appliances (case starts)	454	455	99.8%	56.9%	62.5%	60.1%
% of all assessments that were assess and refuse	1	455	0.2%	12.8%	10.1%	11.3%
% of all assessments that were assess and review	0	455	0.0%	30.3%	27.4%	28.6%
% of case starts with a reported IOTN of 3 and Aesthetic Component of 5 or below	0	454	N/A	0.1%	0.1%	0.1%
% of case starts with a reported IOTN of 3 and Aesthetic Component of 6 or above	0	454	N/A	5.0%	3.4%	4.1%
% of case starts with a reported IOTN of 4	363	454	80.0%	79.2%	77.7%	77.7%
% of case starts with a reported IOTN of 5	88	454	19.4%	14.9%	17.4%	16.8 %
% of concluded courses in receipt of dual-arch fixed appliances	377	406	92.9%	86.2%	73.0%	73.8%
% of concluded courses where treatment was abandoned or discontinued	12	406	3.0%	4.6%	6.3%	7.0%
% of patients satisfied with the treatment they have received	11	12	91.7%	96.7%	96.0%	96.0%

* Figures in italics indicate that the base number is less than 100.

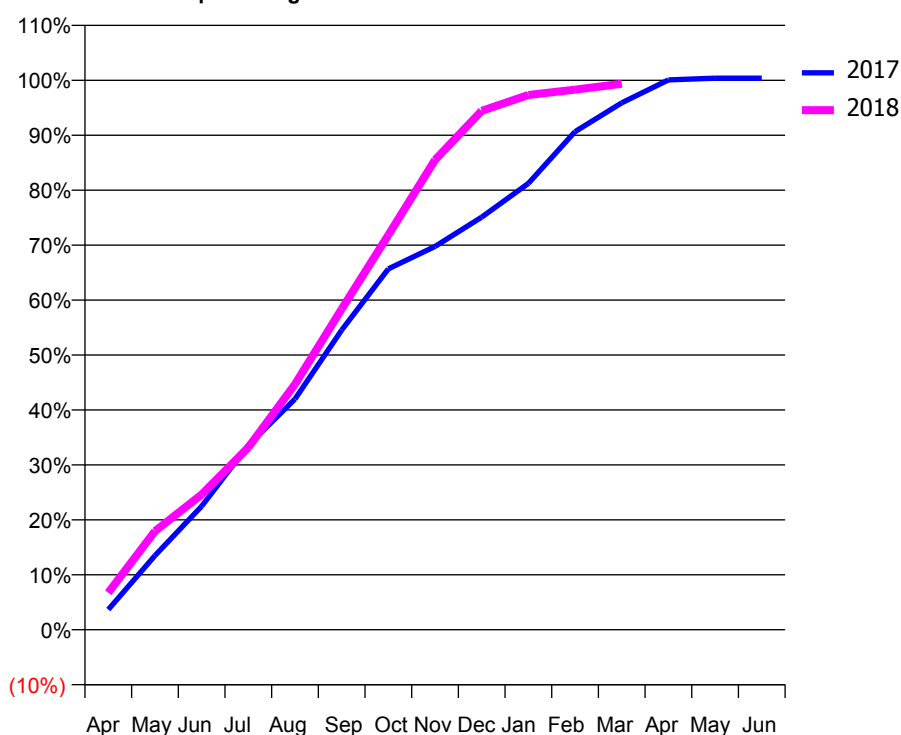
Q65 - Vital Signs Orthodontic At a Glance Contract Report for 161136/0001 - March 2018

Name or company name	Straight & Bright Dental LTD	17/18 Contracted general activity (UDA)	388
Contract type name	PDS Contract	Carry forward general activity (UDA)	10
Purpose of contract	General and Orthodontic	17/18 Contracted orthodontic activity (UOA)	6,957
Contract start date	01/04/2011	Carry forward orthodontic activity (UOA)	0
Contract end date	31/03/2021	Baseline contract value	£508,763.47

ACCESS	Contract	England and Wales
24 month ratio of assessments to patient IDs	1.03	1.04

ACTIVITY	Contract
Contract assess and fit appliances (case starts) as a percentage of Area Team case starts	5.8 %

Cumulative percentage of contracted UOA delivered 2017 & 2018



Month	Adjusted Scheduled Activity (UOA)		
	2016	2017	2018
April	112	255	471
May	418	940	1,249
June	801	1,564	1,712
July	1,318	2,338	2,309
August	1,922	2,922	3,109
September	1,922	3,794	4,061
October	1,922	4,570	4,998
November	3,165	4,853	5,948
December	3,547	5,224	6,570
January	3,929	5,652	6,770
February	4,927	6,307	6,839
March	6,178	6,671	6,912
April	6,422	6,962	
May	6,423	6,983	
June	6,423	6,984	

QUALITY (rolling 12 month period)

	Contract Quantity	Contract Base Number	Contract *	Area Team	Region	England
% of all assessments that were assess and fit appliances (case starts)	320	977	32.8%	56.9%	62.5%	60.1%
% of all assessments that were assess and refuse	110	977	11.3%	12.8%	10.1%	11.3%
% of all assessments that were assess and review	547	977	56.0%	30.3%	27.4%	28.6%
% of case starts with a reported IOTN of 3 and Aesthetic Component of 5 or below	0	320	N/A	0.1%	0.1%	0.1%
% of case starts with a reported IOTN of 3 and Aesthetic Component of 6 or above	6	320	1.9%	5.0%	3.4%	4.1%
% of case starts with a reported IOTN of 4	253	320	79.1%	79.2%	77.7%	77.7%
% of case starts with a reported IOTN of 5	61	320	19.1%	14.9%	17.4%	16.8 %
% of concluded courses in receipt of dual-arch fixed appliances	186	306	60.8%	86.2%	73.0%	73.8%
% of concluded courses where treatment was abandoned or discontinued	28	306	9.2%	4.6%	6.3%	7.0%
% of patients satisfied with the treatment they have received	16	17	94.1%	96.7%	96.0%	96.0%

* Figures in italics indicate that the base number is less than 100.

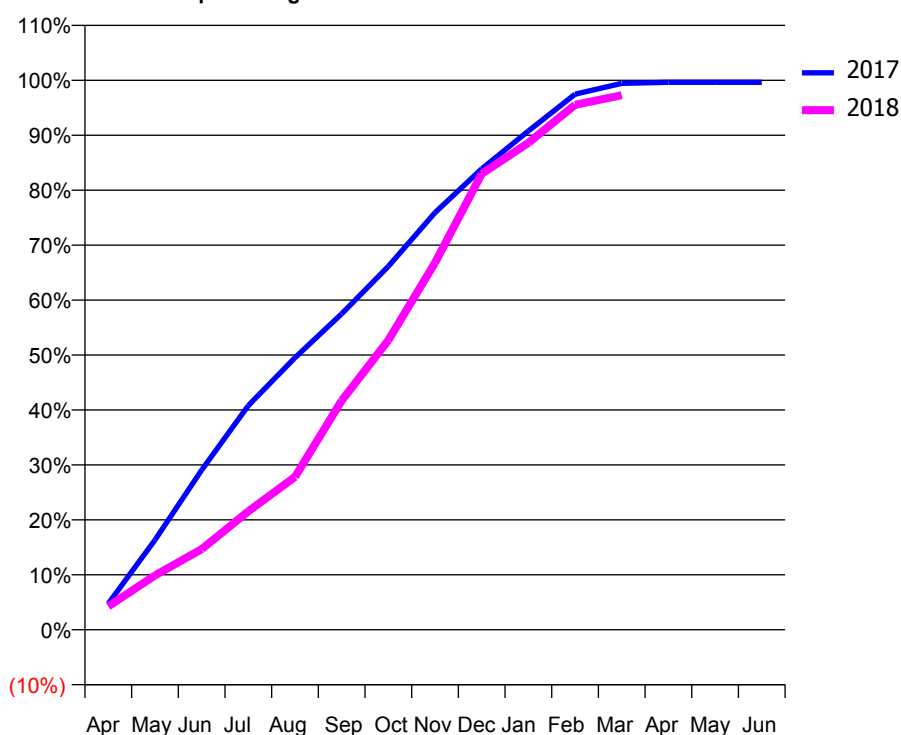
Q65 - Vital Signs Orthodontic At a Glance Contract Report for 176710/0001 - March 2018

Name or company name	Q Dental Care Limited	17/18 Contracted general activity (UDA)	630
Contract type name	PDS Contract	Carry forward general activity (UDA)	0
Purpose of contract	General and Orthodontic	17/18 Contracted orthodontic activity (UOA)	15,713
Contract start date	01/04/2008	Carry forward orthodontic activity (UOA)	59
Contract end date	31/03/2020	Baseline contract value	£1,081,022.62

ACCESS	Contract	England and Wales
24 month ratio of assessments to patient IDs	1.01	1.04

ACTIVITY	Contract
Contract assess and fit appliances (case starts) as a percentage of Area Team case starts	13.0 %

Cumulative percentage of contracted UOA delivered 2017 & 2018



Month	Adjusted Scheduled Activity (UOA)		
	2016	2017	2018
April	89	749	670
May	1,058	2,570	1,553
June	2,774	4,565	2,304
July	6,443	6,410	3,387
August	7,898	7,781	4,371
September	10,024	9,035	6,554
October	11,115	10,391	8,279
November	12,241	11,928	10,495
December	13,643	13,179	13,039
January	14,384	14,264	13,924
February	15,476	15,315	15,009
March	15,677	15,625	15,284
April	15,698	15,654	
May	15,719	15,654	
June	15,719	15,654	

QUALITY (rolling 12 month period)

	Contract Quantity	Contract Base Number	Contract *	Area Team	Region	England
% of all assessments that were assess and fit appliances (case starts)	718	1,182	60.7%	56.9%	62.5%	60.1%
% of all assessments that were assess and refuse	154	1,182	13.0%	12.8%	10.1%	11.3%
% of all assessments that were assess and review	310	1,182	26.2%	30.3%	27.4%	28.6%
% of case starts with a reported IOTN of 3 and Aesthetic Component of 5 or below	0	718	N/A	0.1%	0.1%	0.1%
% of case starts with a reported IOTN of 3 and Aesthetic Component of 6 or above	55	718	7.7%	5.0%	3.4%	4.1%
% of case starts with a reported IOTN of 4	556	718	77.4%	79.2%	77.7%	77.7%
% of case starts with a reported IOTN of 5	99	718	13.8%	14.9%	17.4%	16.8 %
% of concluded courses in receipt of dual-arch fixed appliances	617	657	93.9%	86.2%	73.0%	73.8%
% of concluded courses where treatment was abandoned or discontinued	24	657	3.7%	4.6%	6.3%	7.0%
% of patients satisfied with the treatment they have received	6	6	100.0%	96.7%	96.0%	96.0%

* Figures in italics indicate that the base number is less than 100.

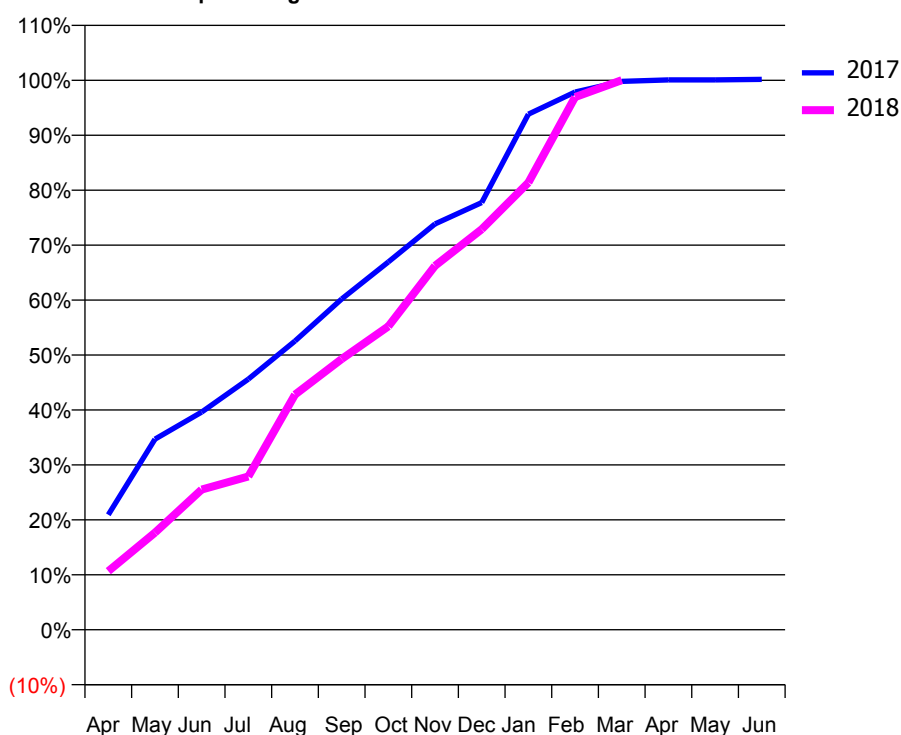
Q65 - Vital Signs Orthodontic At a Glance Contract Report for 176710/0003 - March 2018

Name or company name	Q Dental Care Limited	17/18 Contracted general activity (UDA)	0
Contract type name	PDS Contract	Carry forward general activity (UDA)	0
Purpose of contract	Orthodontic	17/18 Contracted orthodontic activity (UOA)	21,588
Contract start date	01/04/2008	Carry forward orthodontic activity (UOA)	0
Contract end date	31/03/2020	Baseline contract value	£1,465,995.24

ACCESS	Contract	England and Wales
24 month ratio of assessments to patient IDs	1.03	1.04

ACTIVITY	Contract
Contract assess and fit appliances (case starts) as a percentage of Area Team case starts	18.5 %

Cumulative percentage of contracted UOA delivered 2017 & 2018



Month	Adjusted Scheduled Activity (UOA)		
	2016	2017	2018
April	4,086	4,519	2,301
May	6,098	7,490	3,819
June	7,202	8,554	5,507
July	10,379	9,846	6,022
August	11,193	11,344	9,241
September	14,023	12,995	10,636
October	16,152	14,451	11,919
November	18,441	15,944	14,300
December	19,512	16,780	15,734
January	20,348	20,256	17,571
February	21,256	21,127	20,925
March	21,524	21,543	21,592
April	21,589	21,604	
May	21,589	21,604	
June	21,589	21,625	

QUALITY (rolling 12 month period)	Contract Quantity	Contract Base Number	Contract *	Area Team	Region	England
% of all assessments that were assess and fit appliances (case starts)	1,017	1,715	59.3%	56.9%	62.5%	60.1%
% of all assessments that were assess and refuse	216	1,715	12.6%	12.8%	10.1%	11.3%
% of all assessments that were assess and review	482	1,715	28.1%	30.3%	27.4%	28.6%
% of case starts with a reported IOTN of 3 and Aesthetic Component of 5 or below	0	1,017	N/A	0.1%	0.1%	0.1%
% of case starts with a reported IOTN of 3 and Aesthetic Component of 6 or above	42	1,017	4.1%	5.0%	3.4%	4.1%
% of case starts with a reported IOTN of 4	854	1,017	84.0%	79.2%	77.7%	77.7%
% of case starts with a reported IOTN of 5	119	1,017	11.7%	14.9%	17.4%	16.8 %
% of concluded courses in receipt of dual-arch fixed appliances	775	875	88.6%	86.2%	73.0%	73.8%
% of concluded courses where treatment was abandoned or discontinued	40	875	4.6%	4.6%	6.3%	7.0%
% of patients satisfied with the treatment they have received	30	30	100.0%	96.7%	96.0%	96.0%

* Figures in italics indicate that the base number is less than 100.

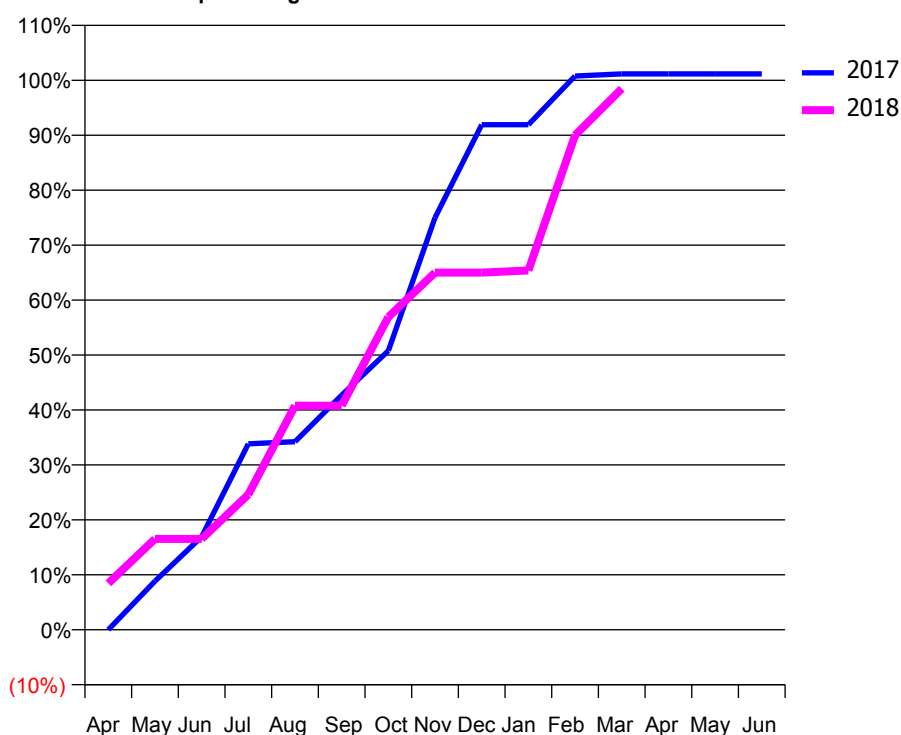
Q65 - Vital Signs Orthodontic At a Glance Contract Report for 186716/0001 - March 2018

Name or company name	Parkfield Dental Surgery Ltd	17/18 Contracted general activity (UDA)	29,027
Contract type name	GDS Contract	Carry forward general activity (UDA)	0
Purpose of contract	General and Orthodontic	17/18 Contracted orthodontic activity (UOA)	260
Contract start date	01/04/2007	Carry forward orthodontic activity (UOA)	0
Contract end date		Baseline contract value	£710,891.38

ACCESS	Contract	England and Wales
24 month ratio of assessments to patient IDs	1.00	1.04

ACTIVITY	Contract
Contract assess and fit appliances (case starts) as a percentage of Area Team case starts	0.2 %

Cumulative percentage of contracted UOA delivered 2017 & 2018



Month	Adjusted Scheduled Activity (UOA)		
	2016	2017	2018
April	0	0	22
May	0	23	43
June	0	44	43
July	0	88	64
August	0	89	106
September	0	111	106
October	0	132	148
November	21	195	169
December	42	239	169
January	63	239	170
February	63	262	234
March	63	263	256
April	85	263	
May	85	263	
June	85	263	

QUALITY (rolling 12 month period)

	Contract Quantity	Contract Base Number	Contract *	Area Team	Region	England
% of all assessments that were assess and fit appliances (case starts)	12	17	70.6%	56.9%	62.5%	60.1%
% of all assessments that were assess and refuse	1	17	5.9%	12.8%	10.1%	11.3%
% of all assessments that were assess and review	4	17	23.5%	30.3%	27.4%	28.6%
% of case starts with a reported IOTN of 3 and Aesthetic Component of 5 or below	0	12	N/A	0.1%	0.1%	0.1%
% of case starts with a reported IOTN of 3 and Aesthetic Component of 6 or above	3	12	25.0%	5.0%	3.4%	4.1%
% of case starts with a reported IOTN of 4	9	12	75.0%	79.2%	77.7%	77.7%
% of case starts with a reported IOTN of 5	0	12	N/A	14.9%	17.4%	16.8 %
% of concluded courses in receipt of dual-arch fixed appliances	5	7	71.4%	86.2%	73.0%	73.8%
% of concluded courses where treatment was abandoned or discontinued	1	7	14.3%	4.6%	6.3%	7.0%
% of patients satisfied with the treatment they have received	0	0	N/A	96.7%	96.0%	96.0%

* Figures in italics indicate that the base number is less than 100.

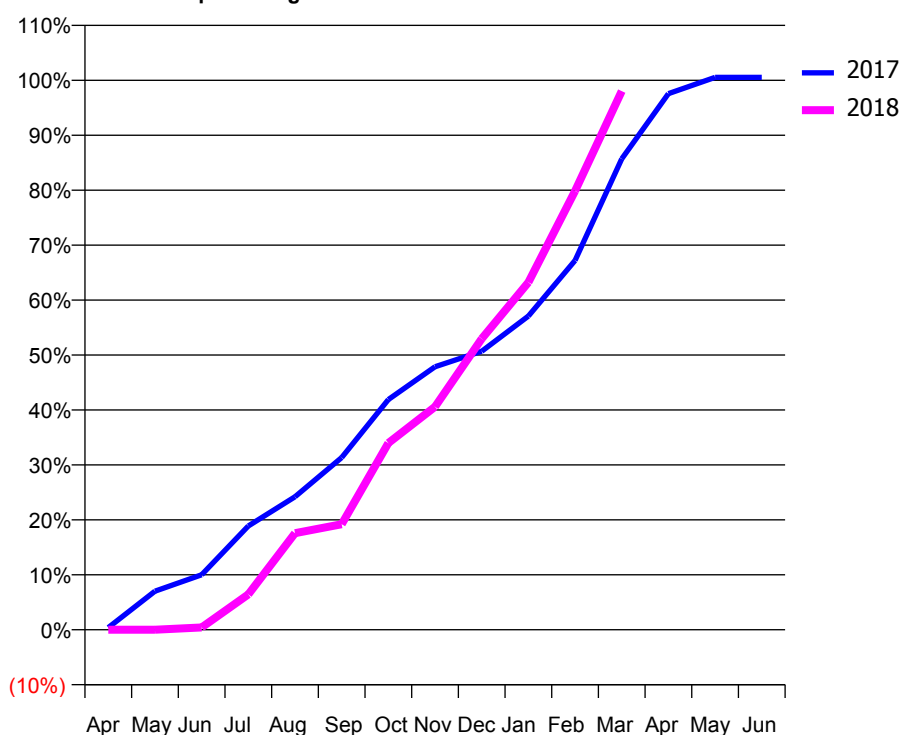
Q65 - Vital Signs Orthodontic At a Glance Contract Report for 186872/0009 - March 2018

Name or company name	ORTHOWORLD 2000 LTD	17/18 Contracted general activity (UDA)	0
Contract type name	PDS Contract	Carry forward general activity (UDA)	0
Purpose of contract	Orthodontic	17/18 Contracted orthodontic activity (UOA)	15,648
Contract start date	01/04/2006	Carry forward orthodontic activity (UOA)	0
Contract end date	31/03/2019	Baseline contract value	£1,051,331.82

ACCESS	Contract	England and Wales
24 month ratio of assessments to patient IDs	1.00	1.04

ACTIVITY	Contract
Contract assess and fit appliances (case starts) as a percentage of Area Team case starts	15.4 %

Cumulative percentage of contracted UOA delivered 2017 & 2018



Month	Adjusted Scheduled Activity (UOA)		
	2016	2017	2018
April	462	63	0
May	1,497	1,098	0
June	2,132	1,565	65
July	3,237	2,957	1,010
August	3,942	3,789	2,753
September	4,988	4,903	3,005
October	5,751	6,556	5,320
November	6,580	7,490	6,351
December	7,932	7,930	8,289
January	8,632	8,935	9,892
February	10,364	10,515	12,496
March	13,735	13,411	15,338
April	15,670	15,267	
May	15,670	15,729	
June	15,670	15,729	

QUALITY (rolling 12 month period)	Contract Quantity	Contract Base Number	Contract *	Area Team	Region	England
% of all assessments that were assess and fit appliances (case starts)	849	955	88.9%	56.9%	62.5%	60.1%
% of all assessments that were assess and refuse	4	955	0.4%	12.8%	10.1%	11.3%
% of all assessments that were assess and review	102	955	10.7%	30.3%	27.4%	28.6%
% of case starts with a reported IOTN of 3 and Aesthetic Component of 5 or below	1	849	0.1%	0.1%	0.1%	0.1%
% of case starts with a reported IOTN of 3 and Aesthetic Component of 6 or above	75	849	8.8%	5.0%	3.4%	4.1%
% of case starts with a reported IOTN of 4	676	849	79.6%	79.2%	77.7%	77.7%
% of case starts with a reported IOTN of 5	85	849	10.0%	14.9%	17.4%	16.8 %
% of concluded courses in receipt of dual-arch fixed appliances	300	341	88.0%	86.2%	73.0%	73.8%
% of concluded courses where treatment was abandoned or discontinued	27	341	7.9%	4.6%	6.3%	7.0%
% of patients satisfied with the treatment they have received	44	45	97.8%	96.7%	96.0%	96.0%

* Figures in italics indicate that the base number is less than 100.

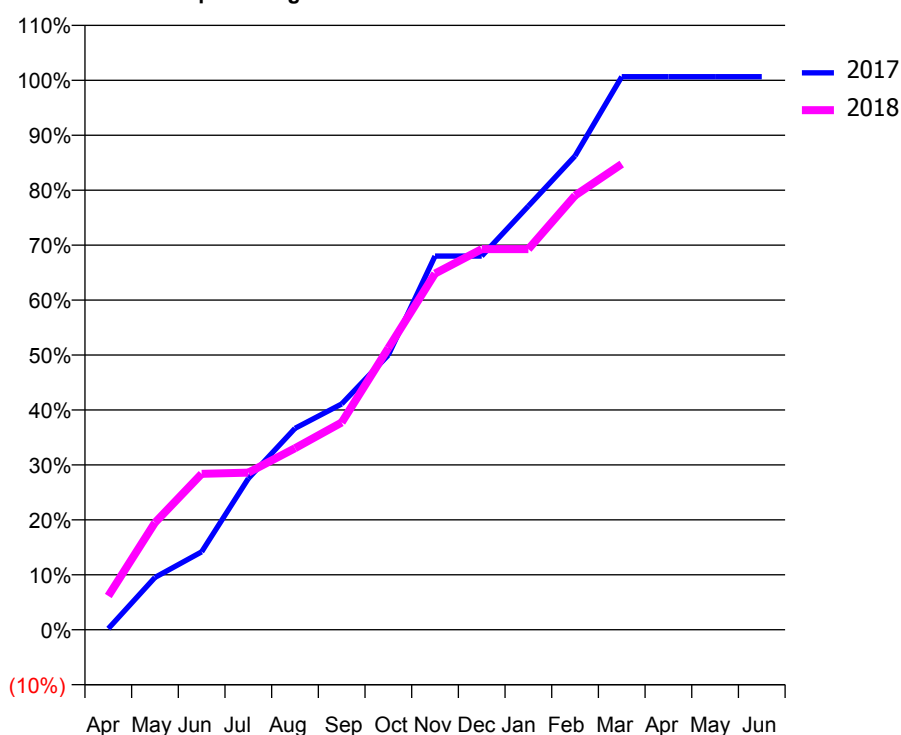
Q65 - Vital Signs Orthodontic At a Glance Contract Report for 197963/0001 - March 2018

Name or company name	Linden House Dental Practice	17/18 Contracted general activity (UDA)	3,702
Contract type name	GDS Contract	Carry forward general activity (UDA)	0
Purpose of contract	General and Orthodontic	17/18 Contracted orthodontic activity (UOA)	472
Contract start date	01/02/2011	Carry forward orthodontic activity (UOA)	0
Contract end date		Baseline contract value	£119,698.50

ACCESS	Contract	England and Wales
24 month ratio of assessments to patient IDs	1.00	1.04

ACTIVITY	Contract
Contract assess and fit appliances (case starts) as a percentage of Area Team case starts	0.4 %

Cumulative percentage of contracted UOA delivered 2017 & 2018



Month	Adjusted Scheduled Activity (UOA)		
	2016	2017	2018
April	2	1	29
May	47	45	92
June	47	67	134
July	111	130	135
August	116	173	156
September	200	194	178
October	223	236	242
November	270	321	306
December	333	321	327
January	335	364	327
February	398	407	373
March	420	475	400
April	483	475	
May	483	475	
June	483	475	

QUALITY (rolling 12 month period)	Contract Quantity	Contract Base Number	Contract *	Area Team	Region	England
% of all assessments that were assess and fit appliances (case starts)	21	31	67.7%	56.9%	62.5%	60.1%
% of all assessments that were assess and refuse	6	31	19.4%	12.8%	10.1%	11.3%
% of all assessments that were assess and review	4	31	12.9%	30.3%	27.4%	28.6%
% of case starts with a reported IOTN of 3 and Aesthetic Component of 5 or below	0	21	<i>N/A</i>	0.1%	0.1%	0.1%
% of case starts with a reported IOTN of 3 and Aesthetic Component of 6 or above	0	21	<i>N/A</i>	5.0%	3.4%	4.1%
% of case starts with a reported IOTN of 4	19	21	90.5%	79.2%	77.7%	77.7%
% of case starts with a reported IOTN of 5	2	21	9.5%	14.9%	17.4%	16.8 %
% of concluded courses in receipt of dual-arch fixed appliances	0	21	<i>N/A</i>	86.2%	73.0%	73.8%
% of concluded courses where treatment was abandoned or discontinued	0	21	0.0%	4.6%	6.3%	7.0%
% of patients satisfied with the treatment they have received	1	1	100.0%	96.7%	96.0%	96.0%

* Figures in italics indicate that the base number is less than 100.

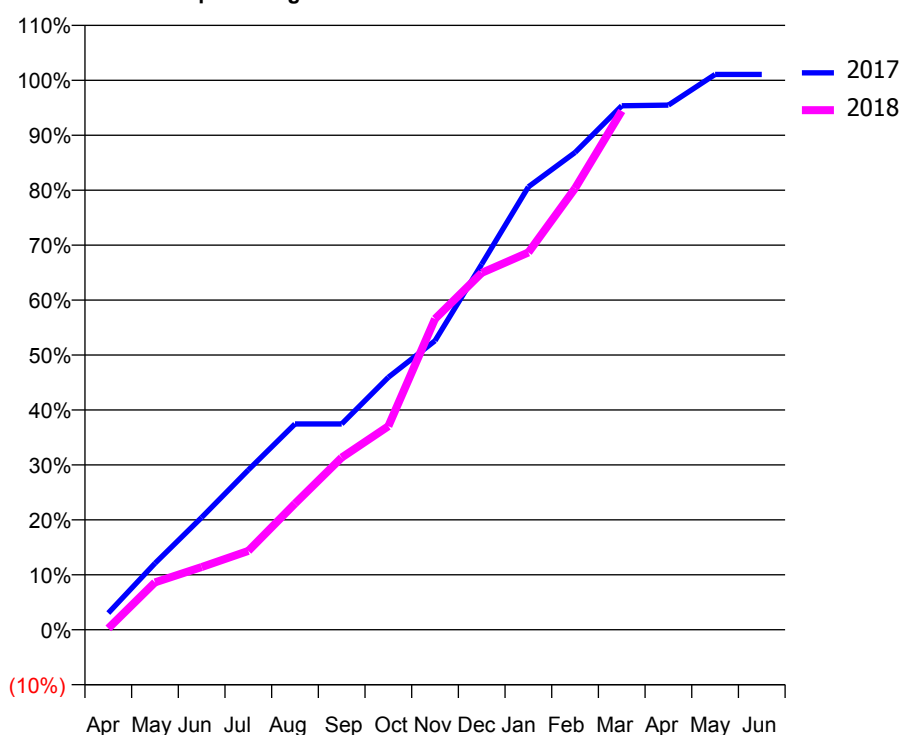
Q65 - Vital Signs Orthodontic At a Glance Contract Report for 222399/0001 - March 2018

Name or company name	MR S KUMORDZIE	17/18 Contracted general activity (UDA)	5,751
Contract type name	GDS Contract	Carry forward general activity (UDA)	0
Purpose of contract	General and Orthodontic	17/18 Contracted orthodontic activity (UOA)	753
Contract start date	01/04/2006	Carry forward orthodontic activity (UOA)	0
Contract end date		Baseline contract value	£186,613.79

ACCESS	Contract	England and Wales
24 month ratio of assessments to patient IDs	1.06	1.04

ACTIVITY	Contract
Contract assess and fit appliances (case starts) as a percentage of Area Team case starts	0.7 %

Cumulative percentage of contracted UOA delivered 2017 & 2018



Month	Adjusted Scheduled Activity (UOA)		
	2016	2017	2018
April	42	23	2
May	110	91	65
June	238	154	86
July	307	219	108
August	333	282	173
September	358	282	236
October	448	346	279
November	518	396	426
December	543	501	489
January	614	607	517
February	679	654	605
March	722	718	711
April	722	719	
May	722	761	
June	722	761	

QUALITY (rolling 12 month period)

	Contract Quantity	Contract Base Number	Contract *	Area Team	Region	England
% of all assessments that were assess and fit appliances (case starts)	36	57	63.2%	56.9%	62.5%	60.1%
% of all assessments that were assess and refuse	8	57	14.0%	12.8%	10.1%	11.3%
% of all assessments that were assess and review	13	57	22.8%	30.3%	27.4%	28.6%
% of case starts with a reported IOTN of 3 and Aesthetic Component of 5 or below	0	36	N/A	0.1%	0.1%	0.1%
% of case starts with a reported IOTN of 3 and Aesthetic Component of 6 or above	3	36	8.3%	5.0%	3.4%	4.1%
% of case starts with a reported IOTN of 4	28	36	77.8%	79.2%	77.7%	77.7%
% of case starts with a reported IOTN of 5	5	36	13.9%	14.9%	17.4%	16.8 %
% of concluded courses in receipt of dual-arch fixed appliances	0	40	N/A	86.2%	73.0%	73.8%
% of concluded courses where treatment was abandoned or discontinued	2	40	5.0%	4.6%	6.3%	7.0%
% of patients satisfied with the treatment they have received	0	0	N/A	96.7%	96.0%	96.0%

* Figures in italics indicate that the base number is less than 100.

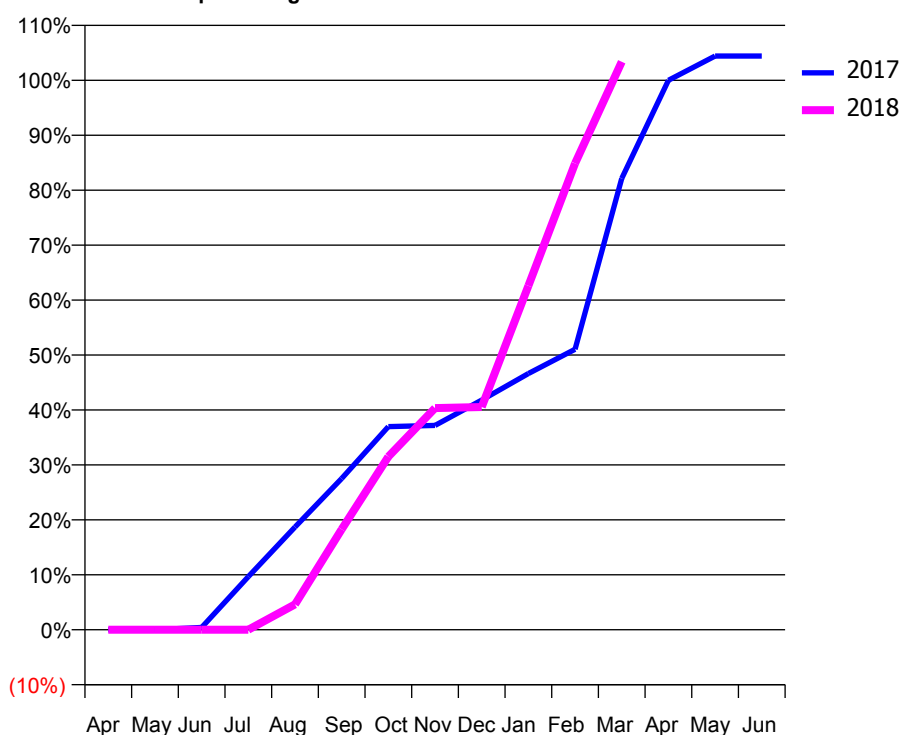
Q65 - Vital Signs Orthodontic At a Glance Contract Report for 331791/0001 - March 2018

Name or company name	MR AM RICHARDS	17/18 Contracted general activity (UDA)	0
Contract type name	PDS Contract	Carry forward general activity (UDA)	0
Purpose of contract	Orthodontic	17/18 Contracted orthodontic activity (UOA)	476
Contract start date	01/04/2006	Carry forward orthodontic activity (UOA)	0
Contract end date	31/03/2019	Baseline contract value	£31,980.29

ACCESS	Contract	England and Wales
24 month ratio of assessments to patient IDs	1.00	1.04

ACTIVITY	Contract
Contract assess and fit appliances (case starts) as a percentage of Area Team case starts	0.5 %

Cumulative percentage of contracted UOA delivered 2017 & 2018



Month	Adjusted Scheduled Activity (UOA)		
	2016	2017	2018
April	4	0	0
May	4	0	0
June	4	2	0
July	149	46	0
August	157	89	22
September	188	131	87
October	284	176	150
November	309	177	192
December	324	199	193
January	325	222	298
February	365	243	404
March	413	391	492
April	476	476	
May	519	497	
June	519	497	

QUALITY (rolling 12 month period)

	Contract Quantity	Contract Base Number	Contract *	Area Team	Region	England
% of all assessments that were assess and fit appliances (case starts)	28	38	73.7%	56.9%	62.5%	60.1%
% of all assessments that were assess and refuse	2	38	5.3%	12.8%	10.1%	11.3%
% of all assessments that were assess and review	8	38	21.1%	30.3%	27.4%	28.6%
% of case starts with a reported IOTN of 3 and Aesthetic Component of 5 or below	0	28	N/A	0.1%	0.1%	0.1%
% of case starts with a reported IOTN of 3 and Aesthetic Component of 6 or above	1	28	3.6%	5.0%	3.4%	4.1%
% of case starts with a reported IOTN of 4	23	28	82.1%	79.2%	77.7%	77.7%
% of case starts with a reported IOTN of 5	3	28	10.7%	14.9%	17.4%	16.8 %
% of concluded courses in receipt of dual-arch fixed appliances	0	17	N/A	86.2%	73.0%	73.8%
% of concluded courses where treatment was abandoned or discontinued	2	17	11.8%	4.6%	6.3%	7.0%
% of patients satisfied with the treatment they have received	1	1	100.0%	96.7%	96.0%	96.0%

* Figures in italics indicate that the base number is less than 100.

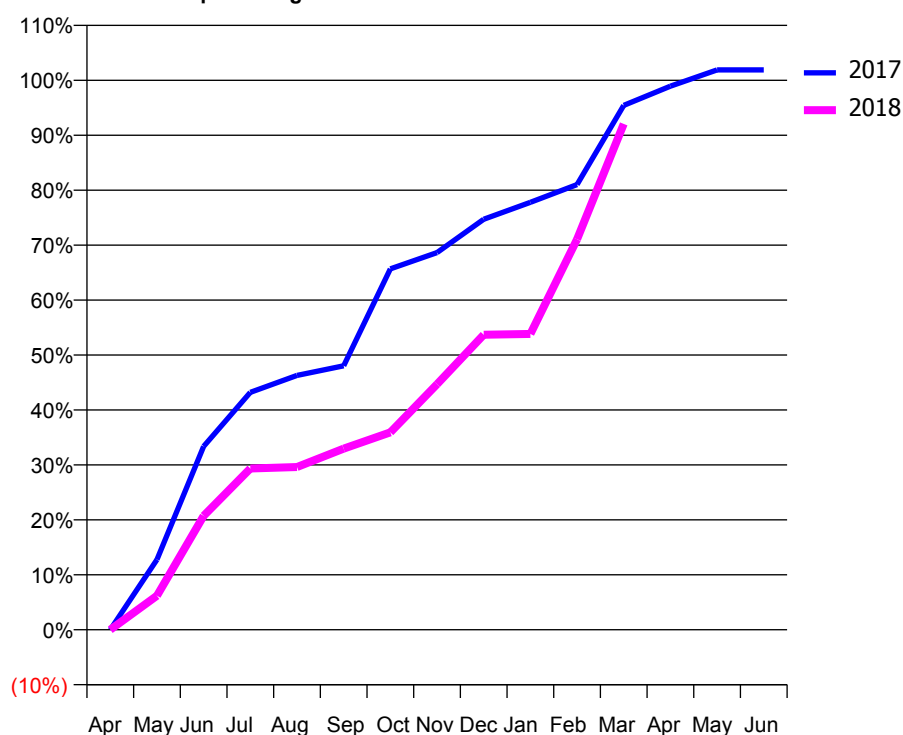
Q65 - Vital Signs Orthodontic At a Glance Contract Report for 568031/0001 - March 2018

Name or company name	MR SC LAWSON	17/18 Contracted general activity (UDA)	2,000
Contract type name	GDS Contract	Carry forward general activity (UDA)	0
Purpose of contract	General and Orthodontic	17/18 Contracted orthodontic activity (UOA)	743
Contract start date	01/01/2015	Carry forward orthodontic activity (UOA)	0
Contract end date		Baseline contract value	£97,288.14

ACCESS	Contract	England and Wales
24 month ratio of assessments to patient IDs	1.10	1.04

ACTIVITY	Contract
Contract assess and fit appliances (case starts) as a percentage of Area Team case starts	0.7 %

Cumulative percentage of contracted UOA delivered 2017 & 2018



Month	Adjusted Scheduled Activity (UOA)		
	2016	2017	2018
April	56	0	0
May	122	95	46
June	216	248	154
July	284	321	218
August	284	344	220
September	401	357	245
October	401	488	267
November	498	510	332
December	617	555	399
January	617	578	400
February	716	602	528
March	722	709	684
April	722	735	
May	722	757	
June	722	757	

QUALITY (rolling 12 month period)

	Contract Quantity	Contract Base Number	Contract *	Area Team	Region	England
% of all assessments that were assess and fit appliances (case starts)	36	69	52.2%	56.9%	62.5%	60.1%
% of all assessments that were assess and refuse	4	69	5.8%	12.8%	10.1%	11.3%
% of all assessments that were assess and review	29	69	42.0%	30.3%	27.4%	28.6%
% of case starts with a reported IOTN of 3 and Aesthetic Component of 5 or below	0	36	<i>N/A</i>	0.1%	0.1%	0.1%
% of case starts with a reported IOTN of 3 and Aesthetic Component of 6 or above	1	36	2.8%	5.0%	3.4%	4.1%
% of case starts with a reported IOTN of 4	27	36	75.0%	79.2%	77.7%	77.7%
% of case starts with a reported IOTN of 5	7	36	19.4%	14.9%	17.4%	16.8 %
% of concluded courses in receipt of dual-arch fixed appliances	26	32	81.3%	86.2%	73.0%	73.8%
% of concluded courses where treatment was abandoned or discontinued	0	32	0.0%	4.6%	6.3%	7.0%
% of patients satisfied with the treatment they have received	1	1	100.0%	96.7%	96.0%	96.0%

* Figures in italics indicate that the base number is less than 100.

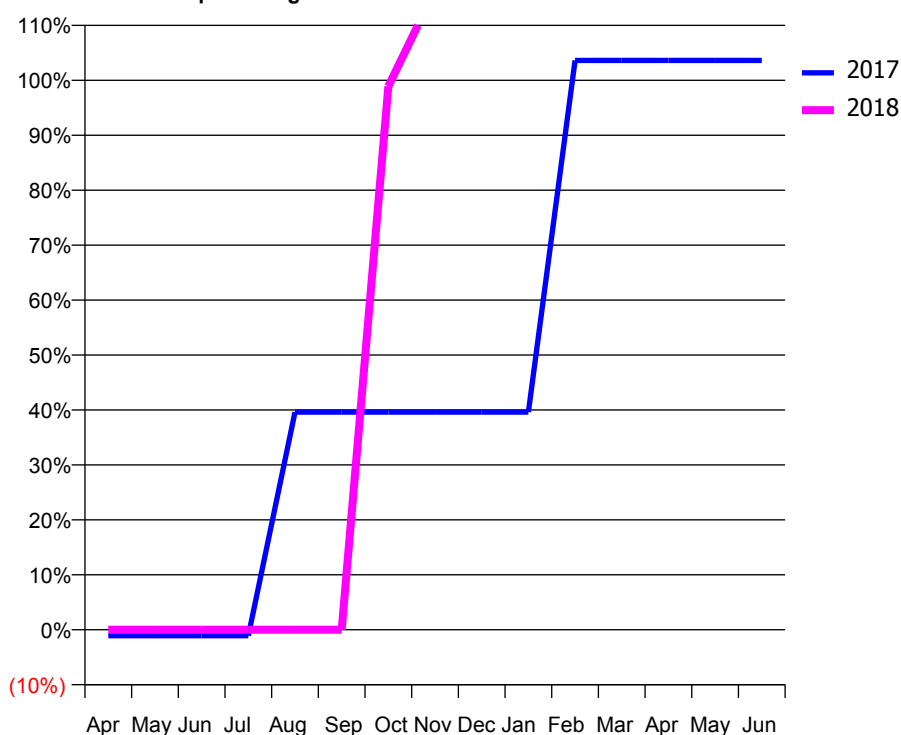
Q65 - Vital Signs Orthodontic At a Glance Contract Report for 618942/0004 - March 2018

Name or company name	MR SP CHADWICK	17/18 Contracted general activity (UDA)	0
Contract type name	PDS Contract	Carry forward general activity (UDA)	0
Purpose of contract	Orthodontic	17/18 Contracted orthodontic activity (UOA)	361
Contract start date	06/04/2010	Carry forward orthodontic activity (UOA)	0
Contract end date	30/11/2019	Baseline contract value	£28,452.02

ACCESS	Contract	England and Wales
24 month ratio of assessments to patient IDs	1.00	1.04

ACTIVITY	Contract
Contract assess and fit appliances (case starts) as a percentage of Area Team case starts	0.4 %

Cumulative percentage of contracted UOA delivered 2017 & 2018



Month	Adjusted Scheduled Activity (UOA)		
	2016	2017	2018
April	0	-4	0
May	0	-4	0
June	0	-4	0
July	0	-4	0
August	0	143	0
September	42	143	0
October	42	143	357
November	105	143	420
December	105	143	420
January	168	143	420
February	273	374	420
March	357	374	420
April	357	374	
May	357	374	
June	357	374	

QUALITY (rolling 12 month period)

	Contract Quantity	Contract Base Number	Contract *	Area Team	Region	England
% of all assessments that were assess and fit appliances (case starts)	20	20	100.0%	56.9%	62.5%	60.1%
% of all assessments that were assess and refuse	0	20	0.0%	12.8%	10.1%	11.3%
% of all assessments that were assess and review	0	20	0.0%	30.3%	27.4%	28.6%
% of case starts with a reported IOTN of 3 and Aesthetic Component of 5 or below	0	20	N/A	0.1%	0.1%	0.1%
% of case starts with a reported IOTN of 3 and Aesthetic Component of 6 or above	0	20	N/A	5.0%	3.4%	4.1%
% of case starts with a reported IOTN of 4	17	20	85.0%	79.2%	77.7%	77.7%
% of case starts with a reported IOTN of 5	3	20	15.0%	14.9%	17.4%	16.8 %
% of concluded courses in receipt of dual-arch fixed appliances	16	16	100.0%	86.2%	73.0%	73.8%
% of concluded courses where treatment was abandoned or discontinued	0	16	0.0%	4.6%	6.3%	7.0%
% of patients satisfied with the treatment they have received	1	1	100.0%	96.7%	96.0%	96.0%

* Figures in italics indicate that the base number is less than 100.

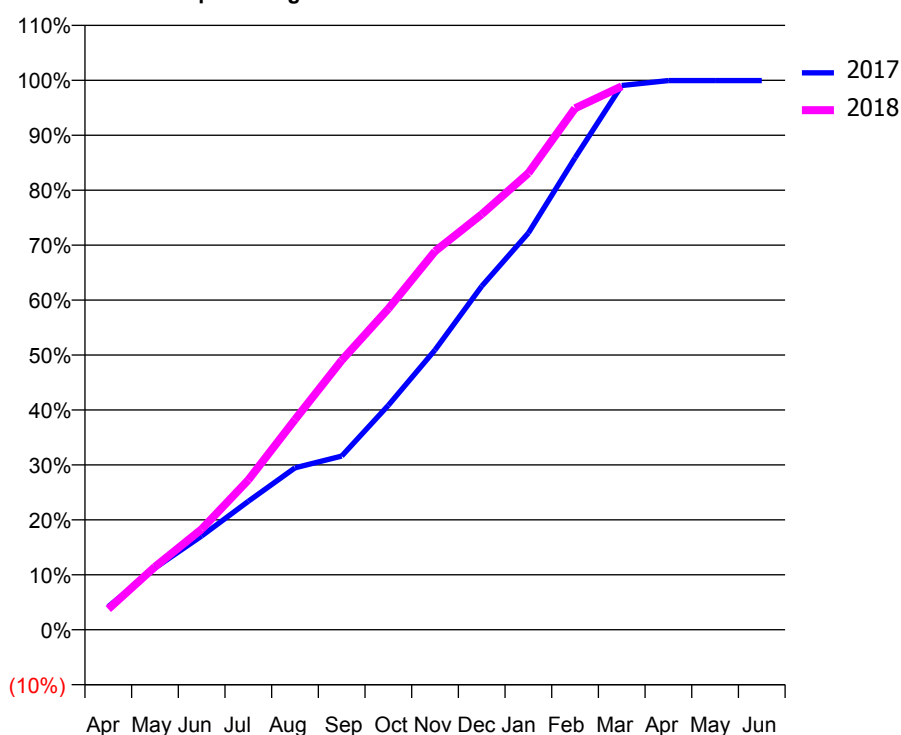
Q65 - Vital Signs Orthodontic At a Glance Contract Report for 644927/0003 - March 2018

Name or company name	MR MR BRICKLEY	17/18 Contracted general activity (UDA)	0
Contract type name	PDS Contract	Carry forward general activity (UDA)	0
Purpose of contract	Orthodontic	17/18 Contracted orthodontic activity (UOA)	14,874
Contract start date	01/04/2006	Carry forward orthodontic activity (UOA)	10
Contract end date	31/03/2019	Baseline contract value	£1,040,376.22

ACCESS	Contract	England and Wales
24 month ratio of assessments to patient IDs	1.00	1.04

ACTIVITY	Contract
Contract assess and fit appliances (case starts) as a percentage of Area Team case starts	13.0 %

Cumulative percentage of contracted UOA delivered 2017 & 2018



Month	Adjusted Scheduled Activity (UOA)		
	2016	2017	2018
April	415	626	560
May	1,791	1,672	1,707
June	2,361	2,540	2,724
July	4,199	3,477	4,057
August	5,347	4,384	5,689
September	6,730	4,700	7,293
October	8,085	6,077	8,689
November	9,541	7,574	10,244
December	10,624	9,300	11,244
January	11,184	10,741	12,361
February	12,573	12,775	14,116
March	14,088	14,732	14,711
April	15,039	14,864	
May	15,249	14,864	
June	15,249	14,864	

QUALITY (rolling 12 month period)

	Contract Quantity	Contract Base Number	Contract *	Area Team	Region	England
% of all assessments that were assess and fit appliances (case starts)	715	825	86.7%	56.9%	62.5%	60.1%
% of all assessments that were assess and refuse	106	825	12.8%	12.8%	10.1%	11.3%
% of all assessments that were assess and review	4	825	0.5%	30.3%	27.4%	28.6%
% of case starts with a reported IOTN of 3 and Aesthetic Component of 5 or below	0	715	N/A	0.1%	0.1%	0.1%
% of case starts with a reported IOTN of 3 and Aesthetic Component of 6 or above	49	715	6.9%	5.0%	3.4%	4.1%
% of case starts with a reported IOTN of 4	514	715	71.9%	79.2%	77.7%	77.7%
% of case starts with a reported IOTN of 5	141	715	19.7%	14.9%	17.4%	16.8%
% of concluded courses in receipt of dual-arch fixed appliances	655	715	91.6%	86.2%	73.0%	73.8%
% of concluded courses where treatment was abandoned or discontinued	29	715	4.1%	4.6%	6.3%	7.0%
% of patients satisfied with the treatment they have received	34	38	89.5%	96.7%	96.0%	96.0%

* Figures in italics indicate that the base number is less than 100.

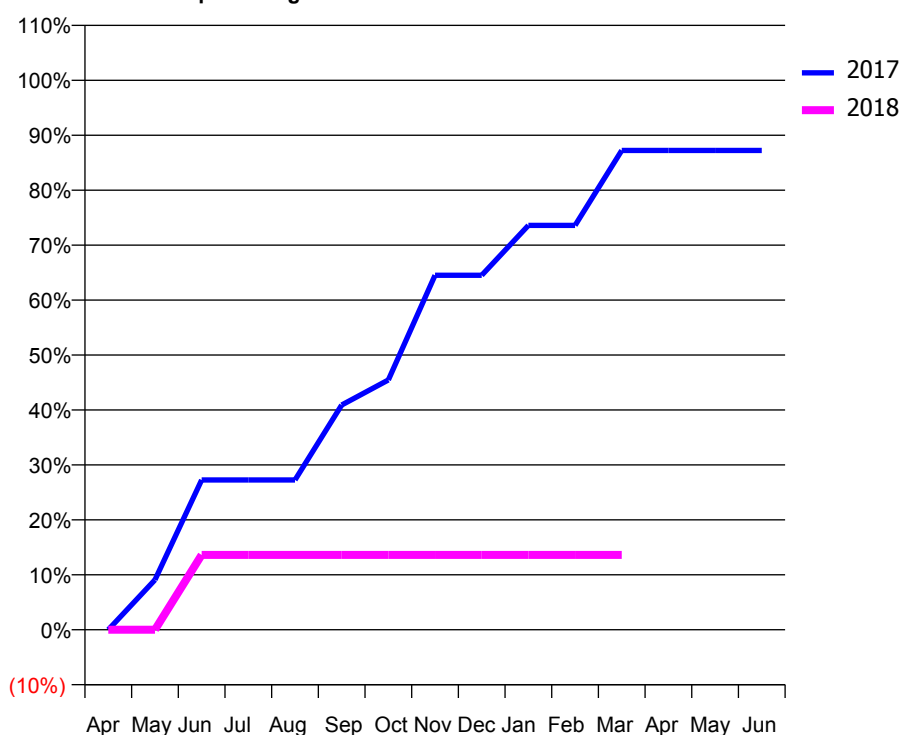
Q65 - Vital Signs Orthodontic At a Glance Contract Report for 740594/0002 - March 2018

Name or company name	MISS JM HAYES	17/18 Contracted general activity (UDA)	0
Contract type name	PDS Contract	Carry forward general activity (UDA)	0
Purpose of contract	Orthodontic	17/18 Contracted orthodontic activity (UOA)	308
Contract start date	01/04/2006	Carry forward orthodontic activity (UOA)	0
Contract end date	31/12/2020	Baseline contract value	£29,286.60

ACCESS	Contract	England and Wales
24 month ratio of assessments to patient IDs	1.00	1.04

ACTIVITY	Contract
Contract assess and fit appliances (case starts) as a percentage of Area Team case starts	0.0 %

Cumulative percentage of contracted UOA delivered 2017 & 2018



Month	Adjusted Scheduled Activity (UOA)		
	2016	2017	2018
April	0	0	0
May	0	42	0
June	21	126	42
July	63	126	42
August	63	126	42
September	105	189	42
October	105	210	42
November	168	298	42
December	210	298	42
January	252	340	42
February	273	340	42
March	378	403	42
April	378	403	
May	378	403	
June	378	403	

QUALITY (rolling 12 month period)

	Contract Quantity	Contract Base Number	Contract *	Area Team	Region	England
% of all assessments that were assess and fit appliances (case starts)	2	2	100.0%	56.9%	62.5%	60.1%
% of all assessments that were assess and refuse	0	2	0.0%	12.8%	10.1%	11.3%
% of all assessments that were assess and review	0	2	0.0%	30.3%	27.4%	28.6%
% of case starts with a reported IOTN of 3 and Aesthetic Component of 5 or below	0	2	N/A	0.1%	0.1%	0.1%
% of case starts with a reported IOTN of 3 and Aesthetic Component of 6 or above	0	2	N/A	5.0%	3.4%	4.1%
% of case starts with a reported IOTN of 4	2	2	100.0%	79.2%	77.7%	77.7%
% of case starts with a reported IOTN of 5	0	2	N/A	14.9%	17.4%	16.8 %
% of concluded courses in receipt of dual-arch fixed appliances	12	13	92.3%	86.2%	73.0%	73.8%
% of concluded courses where treatment was abandoned or discontinued	1	13	7.7%	4.6%	6.3%	7.0%
% of patients satisfied with the treatment they have received	0	0	N/A	96.7%	96.0%	96.0%

* Figures in italics indicate that the base number is less than 100.

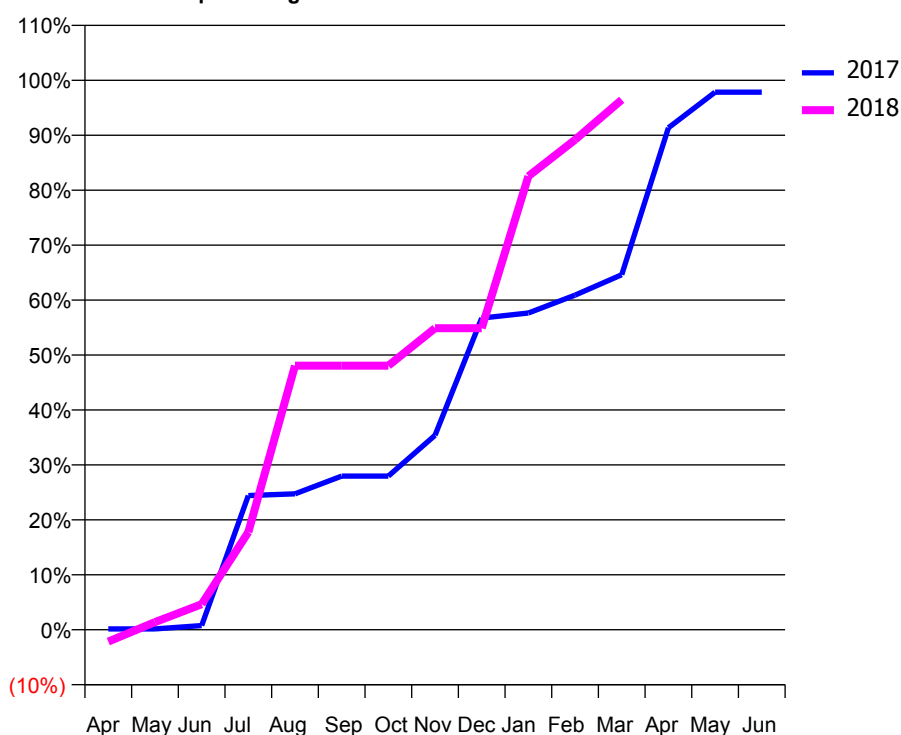
Q65 - Vital Signs Orthodontic At a Glance Contract Report for 810339/0001 - March 2018

Name or company name	MRS C MATHIESON	17/18 Contracted general activity (UDA)	0
Contract type name	PDS Contract	Carry forward general activity (UDA)	0
Purpose of contract	Orthodontic	17/18 Contracted orthodontic activity (UOA)	647
Contract start date	01/04/2006	Carry forward orthodontic activity (UOA)	14
Contract end date	31/03/2021	Baseline contract value	£43,924.62

ACCESS	Contract	England and Wales
24 month ratio of assessments to patient IDs	1.01	1.04

ACTIVITY	Contract
Contract assess and fit appliances (case starts) as a percentage of Area Team case starts	0.7 %

Cumulative percentage of contracted UOA delivered 2017 & 2018



Month	Adjusted Scheduled Activity (UOA)		
	2016	2017	2018
April	-6	1	-14
May	227	1	9
June	234	5	30
July	281	158	115
August	284	160	311
September	284	181	311
October	310	181	311
November	341	229	355
December	428	367	355
January	471	373	534
February	540	394	577
March	627	418	624
April	648	591	
May	648	633	
June	648	633	

QUALITY (rolling 12 month period)

	Contract Quantity	Contract Base Number	Contract *	Area Team	Region	England
% of all assessments that were assess and fit appliances (case starts)	41	71	57.7%	56.9%	62.5%	60.1%
% of all assessments that were assess and refuse	8	71	11.3%	12.8%	10.1%	11.3%
% of all assessments that were assess and review	22	71	31.0%	30.3%	27.4%	28.6%
% of case starts with a reported IOTN of 3 and Aesthetic Component of 5 or below	0	41	N/A	0.1%	0.1%	0.1%
% of case starts with a reported IOTN of 3 and Aesthetic Component of 6 or above	3	41	7.3%	5.0%	3.4%	4.1%
% of case starts with a reported IOTN of 4	37	41	90.2%	79.2%	77.7%	77.7%
% of case starts with a reported IOTN of 5	1	41	2.4%	14.9%	17.4%	16.8 %
% of concluded courses in receipt of dual-arch fixed appliances	15	16	93.8%	86.2%	73.0%	73.8%
% of concluded courses where treatment was abandoned or discontinued	0	16	0.0%	4.6%	6.3%	7.0%
% of patients satisfied with the treatment they have received	4	4	100.0%	96.7%	96.0%	96.0%

* Figures in italics indicate that the base number is less than 100.

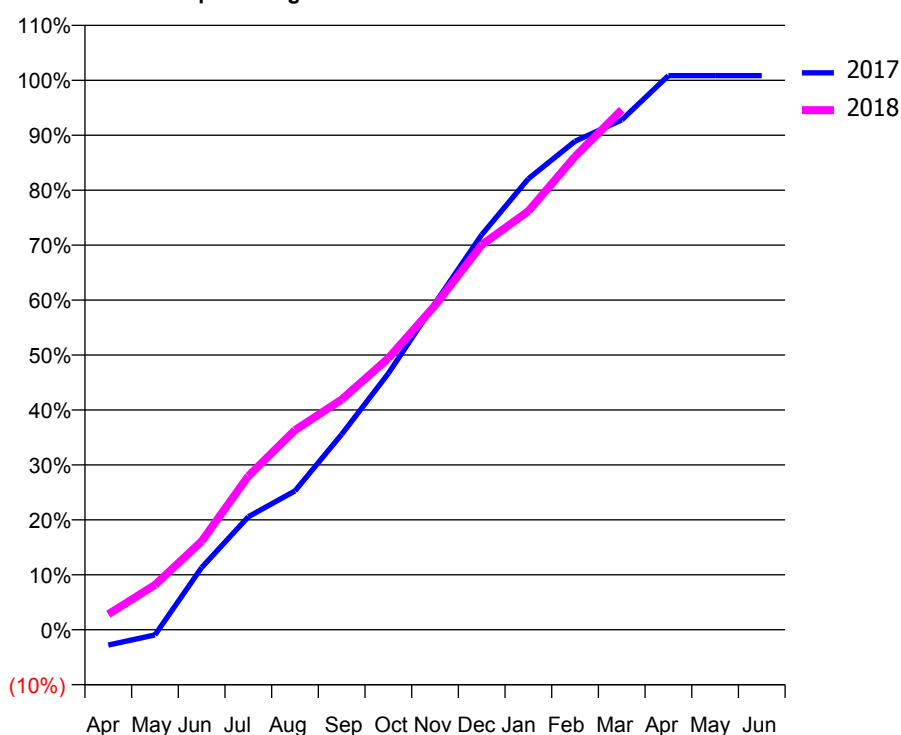
Q65 - Vital Signs Orthodontic At a Glance Contract Report for 813958/0001 - March 2018

Name or company name	MR AA PARFITT	17/18 Contracted general activity (UDA)	0
Contract type name	GDS Contract	Carry forward general activity (UDA)	0
Purpose of contract	Orthodontic	17/18 Contracted orthodontic activity (UOA)	8,970
Contract start date	01/04/2006	Carry forward orthodontic activity (UOA)	0
Contract end date		Baseline contract value	£602,344.61

ACCESS	Contract	England and Wales
24 month ratio of assessments to patient IDs	1.00	1.04

ACTIVITY	Contract
Contract assess and fit appliances (case starts) as a percentage of Area Team case starts	7.2 %

Cumulative percentage of contracted UOA delivered 2017 & 2018



Month	Adjusted Scheduled Activity (UOA)		
	2016	2017	2018
April	-116	-252	254
May	589	-86	732
June	993	1,015	1,445
July	2,118	1,844	2,509
August	2,683	2,266	3,259
September	3,303	3,191	3,758
October	3,972	4,184	4,434
November	4,264	5,329	5,295
December	4,748	6,448	6,284
January	5,523	7,363	6,834
February	6,835	7,974	7,727
March	7,258	8,322	8,488
April	8,670	9,045	
May	8,671	9,045	
June	8,692	9,045	

QUALITY (rolling 12 month period)

	Contract Quantity	Contract Base Number	Contract *	Area Team	Region	England
% of all assessments that were assess and fit appliances (case starts)	394	1,347	29.3%	56.9%	62.5%	60.1%
% of all assessments that were assess and refuse	403	1,347	29.9%	12.8%	10.1%	11.3%
% of all assessments that were assess and review	550	1,347	40.8%	30.3%	27.4%	28.6%
% of case starts with a reported IOTN of 3 and Aesthetic Component of 5 or below	0	394	N/A	0.1%	0.1%	0.1%
% of case starts with a reported IOTN of 3 and Aesthetic Component of 6 or above	0	394	N/A	5.0%	3.4%	4.1%
% of case starts with a reported IOTN of 4	324	394	82.2%	79.2%	77.7%	77.7%
% of case starts with a reported IOTN of 5	70	394	17.8%	14.9%	17.4%	16.8 %
% of concluded courses in receipt of dual-arch fixed appliances	376	392	95.9%	86.2%	73.0%	73.8%
% of concluded courses where treatment was abandoned or discontinued	7	392	1.8%	4.6%	6.3%	7.0%
% of patients satisfied with the treatment they have received	24	24	100.0%	96.7%	96.0%	96.0%

* Figures in italics indicate that the base number is less than 100.

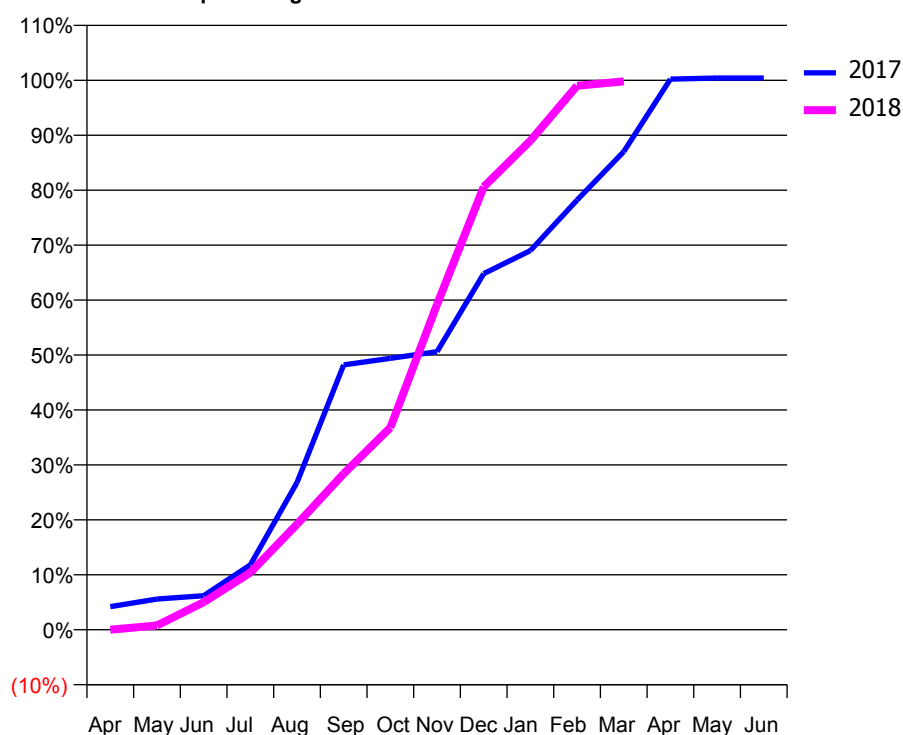
Q65 - Vital Signs Orthodontic At a Glance Contract Report for 836133/0001 - March 2018

Name or company name	MRS LA BARNES	17/18 Contracted general activity (UDA)	13,500
Contract type name	GDS Contract	Carry forward general activity (UDA)	-16
Purpose of contract	General and Orthodontic	17/18 Contracted orthodontic activity (UOA)	500
Contract start date	01/06/2013	Carry forward orthodontic activity (UOA)	0
Contract end date		Baseline contract value	£337,799.16

ACCESS	Contract	England and Wales
24 month ratio of assessments to patient IDs	1.02	1.04

ACTIVITY	Contract
Contract assess and fit appliances (case starts) as a percentage of Area Team case starts	0.5 %

Cumulative percentage of contracted UOA delivered 2017 & 2018



Month	Adjusted Scheduled Activity (UOA)		
	2016	2017	2018
April	16	21	0
May	42	28	4
June	66	31	25
July	154	59	52
August	157	134	96
September	222	241	142
October	268	247	184
November	292	253	296
December	358	324	403
January	381	345	445
February	435	391	495
March	481	435	499
April	503	501	
May	503	502	
June	503	502	

QUALITY (rolling 12 month period)

	Contract Quantity	Contract Base Number	Contract *	Area Team	Region	England
% of all assessments that were assess and fit appliances (case starts)	26	67	38.8%	56.9%	62.5%	60.1%
% of all assessments that were assess and refuse	12	67	17.9%	12.8%	10.1%	11.3%
% of all assessments that were assess and review	29	67	43.3%	30.3%	27.4%	28.6%
% of case starts with a reported IOTN of 3 and Aesthetic Component of 5 or below	0	26	<i>N/A</i>	0.1%	0.1%	0.1%
% of case starts with a reported IOTN of 3 and Aesthetic Component of 6 or above	2	26	7.7%	5.0%	3.4%	4.1%
% of case starts with a reported IOTN of 4	21	26	80.8%	79.2%	77.7%	77.7%
% of case starts with a reported IOTN of 5	3	26	11.5%	14.9%	17.4%	16.8 %
% of concluded courses in receipt of dual-arch fixed appliances	9	17	52.9%	86.2%	73.0%	73.8%
% of concluded courses where treatment was abandoned or discontinued	2	17	11.8%	4.6%	6.3%	7.0%
% of patients satisfied with the treatment they have received	1	1	100.0%	96.7%	96.0%	96.0%

* Figures in italics indicate that the base number is less than 100.

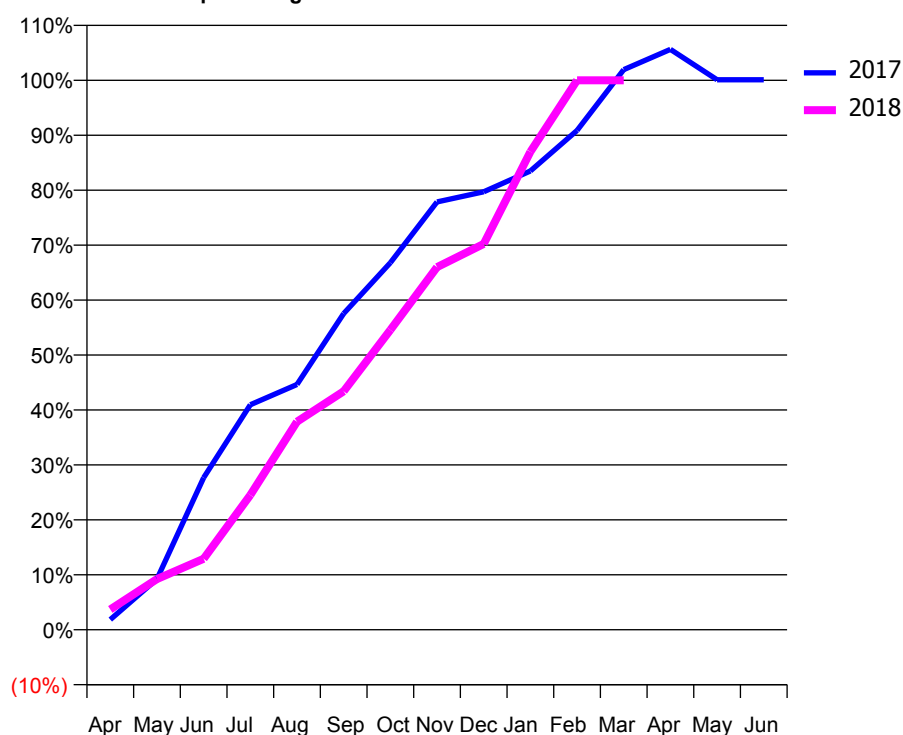
Q65 - Vital Signs Orthodontic At a Glance Contract Report for 913782/0001 - March 2018

Name or company name	MR PJ DRUGAN	17/18 Contracted general activity (UDA)	31,020
Contract type name	GDS Contract	Carry forward general activity (UDA)	0
Purpose of contract	General and Orthodontic	17/18 Contracted orthodontic activity (UOA)	1,138
Contract start date	01/04/2006	Carry forward orthodontic activity (UOA)	0
Contract end date		Baseline contract value	£751,692.16

ACCESS	Contract	England and Wales
24 month ratio of assessments to patient IDs	1.03	1.04

ACTIVITY	Contract
Contract assess and fit appliances (case starts) as a percentage of Area Team case starts	1.0 %

Cumulative percentage of contracted UOA delivered 2017 & 2018



Month	Adjusted Scheduled Activity (UOA)		
	2016	2017	2018
April	16	21	42
May	121	105	105
June	121	315	147
July	163	466	279
August	373	508	431
September	499	655	494
October	646	760	621
November	814	886	751
December	919	907	799
January	961	950	990
February	961	1,034	1,138
March	961	1,160	1,138
April	1,108	1,202	
May	1,108	1,139	
June	1,108	1,139	

QUALITY (rolling 12 month period)

	Contract Quantity	Contract Base Number	Contract *	Area Team	Region	England
% of all assessments that were assess and fit appliances (case starts)	56	77	72.7%	56.9%	62.5%	60.1%
% of all assessments that were assess and refuse	2	77	2.6%	12.8%	10.1%	11.3%
% of all assessments that were assess and review	19	77	24.7%	30.3%	27.4%	28.6%
% of case starts with a reported IOTN of 3 and Aesthetic Component of 5 or below	0	56	<i>N/A</i>	0.1%	0.1%	0.1%
% of case starts with a reported IOTN of 3 and Aesthetic Component of 6 or above	7	56	12.5%	5.0%	3.4%	4.1%
% of case starts with a reported IOTN of 4	40	56	71.4%	79.2%	77.7%	77.7%
% of case starts with a reported IOTN of 5	9	56	16.1%	14.9%	17.4%	16.8 %
% of concluded courses in receipt of dual-arch fixed appliances	27	39	69.2%	86.2%	73.0%	73.8%
% of concluded courses where treatment was abandoned or discontinued	2	39	5.1%	4.6%	6.3%	7.0%
% of patients satisfied with the treatment they have received	2	2	100.0%	96.7%	96.0%	96.0%

* Figures in italics indicate that the base number is less than 100.

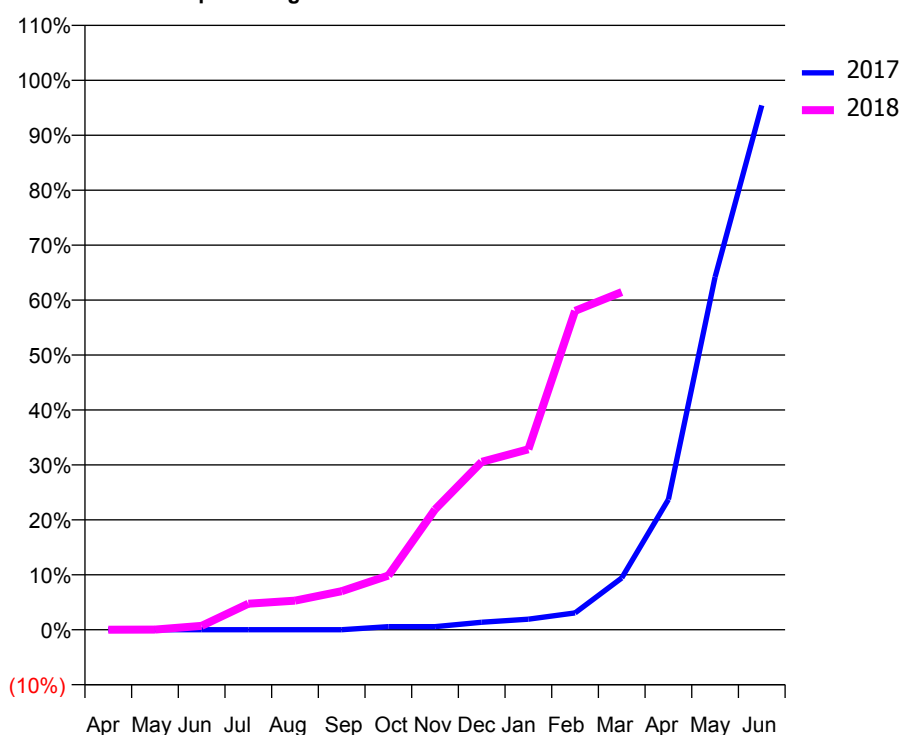
Q66 - Vital Signs Orthodontic At a Glance Contract Report for 101192/0007 - March 2018

Name or company name	Community Dental Centres Ltd	17/18 Contracted general activity (UDA)	31,000
Contract type name	GDS Contract	Carry forward general activity (UDA)	0
Purpose of contract	General and Orthodontic	17/18 Contracted orthodontic activity (UOA)	3,677
Contract start date	01/04/2006	Carry forward orthodontic activity (UOA)	0
Contract end date		Baseline contract value	£1,075,983.19

ACCESS	Contract	England and Wales
24 month ratio of assessments to patient IDs	1.24	1.04

ACTIVITY	Contract
Contract assess and fit appliances (case starts) as a percentage of Area Team case starts	5.4 %

Cumulative percentage of contracted UOA delivered 2017 & 2018



Month	Adjusted Scheduled Activity (UOA)		
	2016	2017	2018
April	0	0	0
May	21	0	1
June	84	0	26
July	84	0	174
August	147	0	195
September	358	0	258
October	1,025	21	363
November	1,302	21	805
December	1,537	50	1,124
January	1,793	71	1,208
February	1,814	113	2,134
March	1,814	347	2,260
April	1,837	872	
May	1,837	2,361	
June	1,837	3,509	

QUALITY (rolling 12 month period)	Contract Quantity	Contract Base Number	Contract *	Area Team	Region	England
% of all assessments that were assess and fit appliances (case starts)	303	459	66.0%	63.7%	62.5%	60.1%
% of all assessments that were assess and refuse	11	459	2.4%	10.0%	10.1%	11.3%
% of all assessments that were assess and review	145	459	31.6%	26.3%	27.4%	28.6%
% of case starts with a reported IOTN of 3 and Aesthetic Component of 5 or below	0	303	N/A	0.1%	0.1%	0.1%
% of case starts with a reported IOTN of 3 and Aesthetic Component of 6 or above	0	303	N/A	3.7%	3.4%	4.1%
% of case starts with a reported IOTN of 4	257	303	84.8%	76.0%	77.7%	77.7%
% of case starts with a reported IOTN of 5	45	303	14.9%	19.5%	17.4%	16.8 %
% of concluded courses in receipt of dual-arch fixed appliances	8	15	53.3%	81.5%	73.0%	73.8%
% of concluded courses where treatment was abandoned or discontinued	4	15	26.7%	5.7%	6.3%	7.0%
% of patients satisfied with the treatment they have received	10	10	100.0%	97.8%	96.0%	96.0%

* Figures in italics indicate that the base number is less than 100.

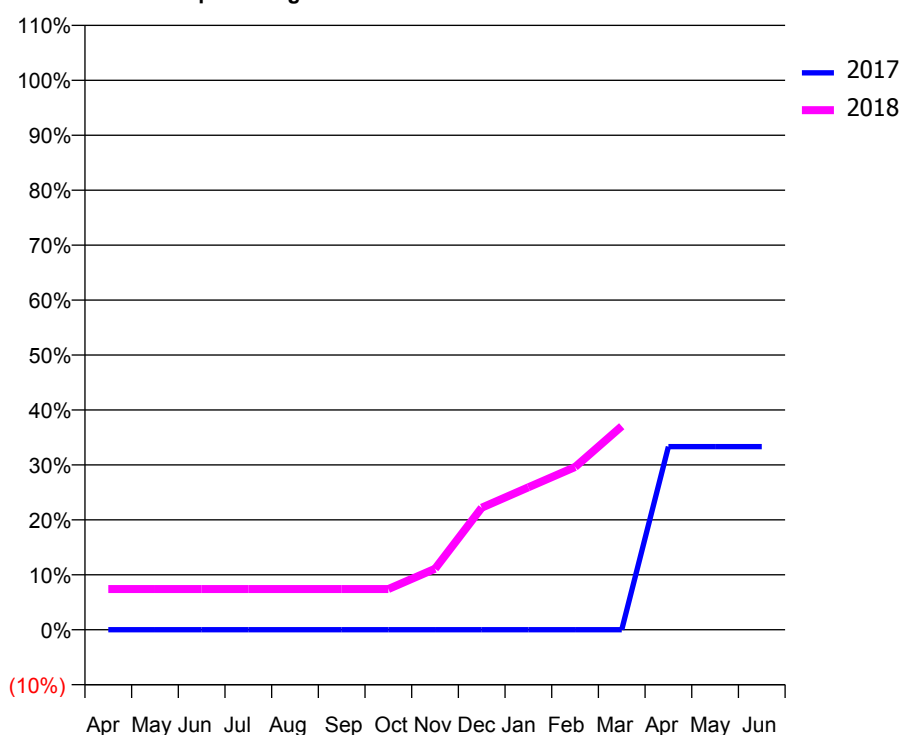
Q66 - Vital Signs Orthodontic At a Glance Contract Report for 106828/0001 - March 2018

Name or company name	Fairfield House	17/18 Contracted general activity (UDA)	29,644
Contract type name	GDS Contract	Carry forward general activity (UDA)	607
Purpose of contract	General and Orthodontic	17/18 Contracted orthodontic activity (UOA)	27
Contract start date	01/10/2014	Carry forward orthodontic activity (UOA)	0
Contract end date		Baseline contract value	£757,066.09

ACCESS	Contract	England and Wales
24 month ratio of assessments to patient IDs	1.06	1.04

ACTIVITY	Contract
Contract assess and fit appliances (case starts) as a percentage of Area Team case starts	0.0 %

Cumulative percentage of contracted UOA delivered 2017 & 2018



Month	Adjusted Scheduled Activity (UOA)		
	2016	2017	2018
April	1	0	2
May	22	0	2
June	24	0	2
July	24	0	2
August	25	0	2
September	26	0	2
October	28	0	2
November	29	0	3
December	29	0	6
January	29	0	7
February	30	0	8
March	30	0	10
April	30	9	
May	30	9	
June	30	9	

QUALITY (rolling 12 month period)	Contract Quantity	Contract Base Number	Contract *	Area Team	Region	England
% of all assessments that were assess and fit appliances (case starts)	0	19	0.0%	63.7%	62.5%	60.1%
% of all assessments that were assess and refuse	9	19	47.4%	10.0%	10.1%	11.3%
% of all assessments that were assess and review	10	19	52.6%	26.3%	27.4%	28.6%
% of case starts with a reported IOTN of 3 and Aesthetic Component of 5 or below	0	0	N/A	0.1%	0.1%	0.1%
% of case starts with a reported IOTN of 3 and Aesthetic Component of 6 or above	0	0	N/A	3.7%	3.4%	4.1%
% of case starts with a reported IOTN of 4	0	0	N/A	76.0%	77.7%	77.7%
% of case starts with a reported IOTN of 5	0	0	N/A	19.5%	17.4%	16.8 %
% of concluded courses in receipt of dual-arch fixed appliances	0	0	N/A	81.5%	73.0%	73.8%
% of concluded courses where treatment was abandoned or discontinued	0	0	N/A	5.7%	6.3%	7.0%
% of patients satisfied with the treatment they have received	0	0	N/A	97.8%	96.0%	96.0%

* Figures in italics indicate that the base number is less than 100.

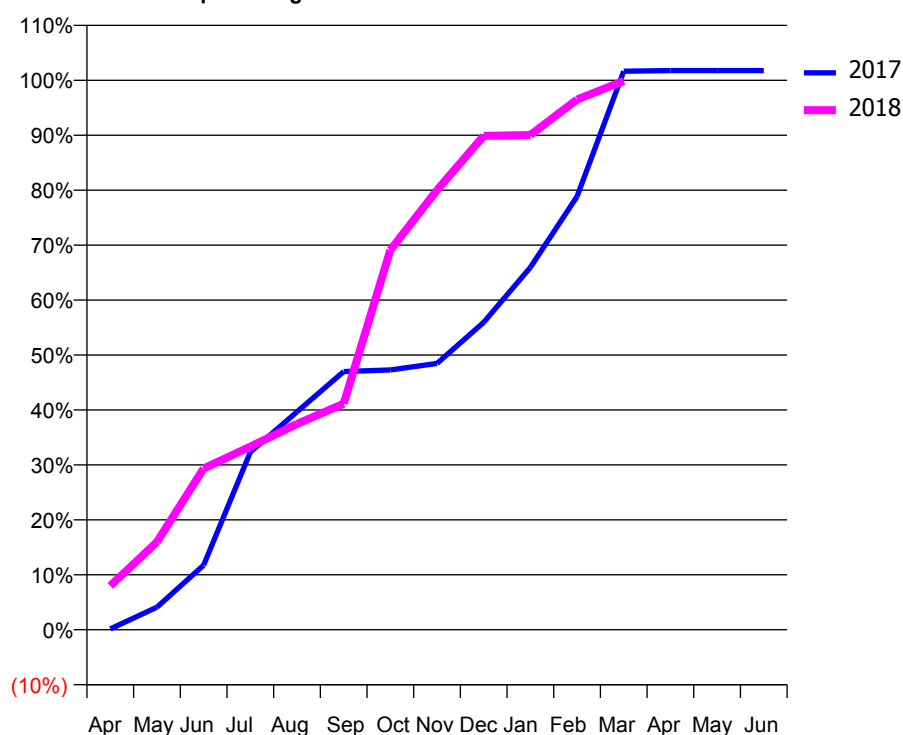
Q66 - Vital Signs Orthodontic At a Glance Contract Report for 116106/0001 - March 2018

Name or company name	Ward Dental Ltd	17/18 Contracted general activity (UDA)	1,378
Contract type name	GDS Contract	Carry forward general activity (UDA)	46
Purpose of contract	General and Orthodontic	17/18 Contracted orthodontic activity (UOA)	650
Contract start date	01/06/2007	Carry forward orthodontic activity (UOA)	0
Contract end date		Baseline contract value	£80,637.02

ACCESS	Contract	England and Wales
24 month ratio of assessments to patient IDs	1.09	1.04

ACTIVITY	Contract
Contract assess and fit appliances (case starts) as a percentage of Area Team case starts	0.5 %

Cumulative percentage of contracted UOA delivered 2017 & 2018



Month	Adjusted Scheduled Activity (UOA)		
	2016	2017	2018
April	2	1	52
May	28	27	104
June	97	76	191
July	165	210	217
August	209	258	243
September	234	305	267
October	320	307	449
November	351	315	520
December	372	364	584
January	464	429	585
February	498	513	627
March	603	661	649
April	649	661	
May	649	661	
June	649	661	

QUALITY (rolling 12 month period)

	Contract Quantity	Contract Base Number	Contract *	Area Team	Region	England
% of all assessments that were assess and fit appliances (case starts)	28	86	32.6%	63.7%	62.5%	60.1%
% of all assessments that were assess and refuse	13	86	15.1%	10.0%	10.1%	11.3%
% of all assessments that were assess and review	45	86	52.3%	26.3%	27.4%	28.6%
% of case starts with a reported IOTN of 3 and Aesthetic Component of 5 or below	0	28	N/A	0.1%	0.1%	0.1%
% of case starts with a reported IOTN of 3 and Aesthetic Component of 6 or above	1	28	3.6%	3.7%	3.4%	4.1%
% of case starts with a reported IOTN of 4	21	28	75.0%	76.0%	77.7%	77.7%
% of case starts with a reported IOTN of 5	6	28	21.4%	19.5%	17.4%	16.8 %
% of concluded courses in receipt of dual-arch fixed appliances	16	25	64.0%	81.5%	73.0%	73.8%
% of concluded courses where treatment was abandoned or discontinued	4	25	16.0%	5.7%	6.3%	7.0%
% of patients satisfied with the treatment they have received	6	6	100.0%	97.8%	96.0%	96.0%

* Figures in italics indicate that the base number is less than 100.

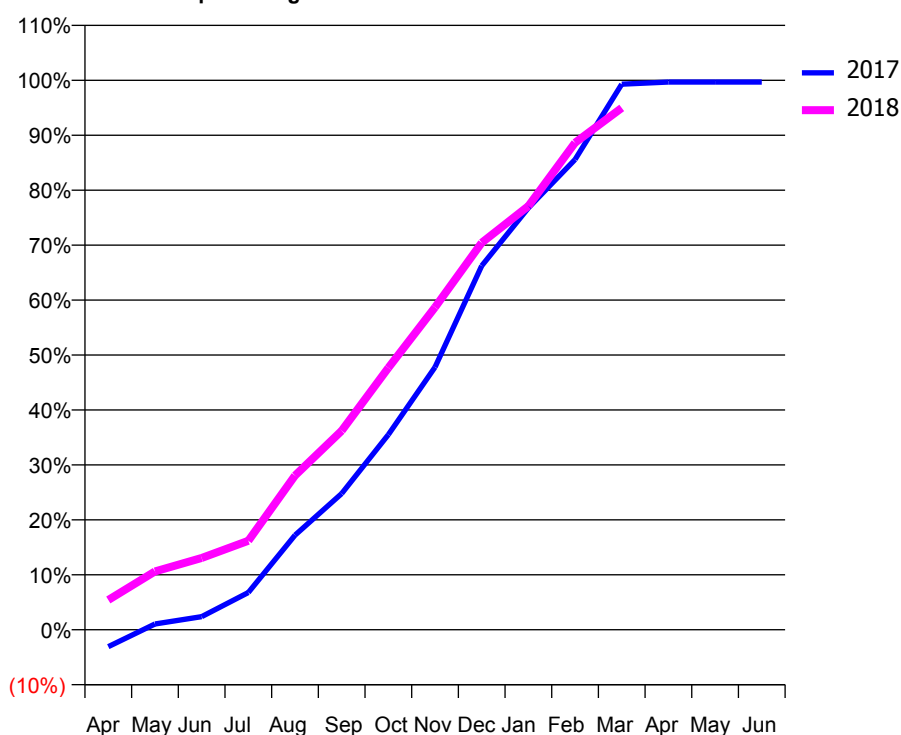
Q66 - Vital Signs Orthodontic At a Glance Contract Report for 135402/0001 - March 2018

Name or company name	River Practice Limited	17/18 Contracted general activity (UDA)	0
Contract type name	PDS Contract	Carry forward general activity (UDA)	0
Purpose of contract	Orthodontic	17/18 Contracted orthodontic activity (UOA)	7,000
Contract start date	01/04/2010	Carry forward orthodontic activity (UOA)	22
Contract end date	31/03/2019	Baseline contract value	£453,682.80

ACCESS	Contract	England and Wales
24 month ratio of assessments to patient IDs	1.02	1.04

ACTIVITY	Contract
Contract assess and fit appliances (case starts) as a percentage of Area Team case starts	5.7 %

Cumulative percentage of contracted UOA delivered 2017 & 2018



Month	Adjusted Scheduled Activity (UOA)		
	2016	2017	2018
April	-63	-216	380
May	449	74	744
June	854	167	915
July	1,236	474	1,134
August	1,555	1,205	1,964
September	1,831	1,736	2,536
October	2,235	2,486	3,338
November	3,680	3,345	4,108
December	4,420	4,636	4,931
January	5,081	5,374	5,397
February	5,441	5,991	6,205
March	5,507	6,951	6,648
April	6,379	6,977	
May	6,656	6,977	
June	6,784	6,978	

QUALITY (rolling 12 month period)

	Contract Quantity	Contract Base Number	Contract *	Area Team	Region	England
% of all assessments that were assess and fit appliances (case starts)	316	418	75.6%	63.7%	62.5%	60.1%
% of all assessments that were assess and refuse	69	418	16.5%	10.0%	10.1%	11.3%
% of all assessments that were assess and review	33	418	7.9%	26.3%	27.4%	28.6%
% of case starts with a reported IOTN of 3 and Aesthetic Component of 5 or below	3	316	0.9%	0.1%	0.1%	0.1%
% of case starts with a reported IOTN of 3 and Aesthetic Component of 6 or above	2	316	0.6%	3.7%	3.4%	4.1%
% of case starts with a reported IOTN of 4	247	316	78.2%	76.0%	77.7%	77.7%
% of case starts with a reported IOTN of 5	60	316	19.0%	19.5%	17.4%	16.8 %
% of concluded courses in receipt of dual-arch fixed appliances	113	246	45.9%	81.5%	73.0%	73.8%
% of concluded courses where treatment was abandoned or discontinued	17	246	6.9%	5.7%	6.3%	7.0%
% of patients satisfied with the treatment they have received	19	19	100.0%	97.8%	96.0%	96.0%

* Figures in italics indicate that the base number is less than 100.

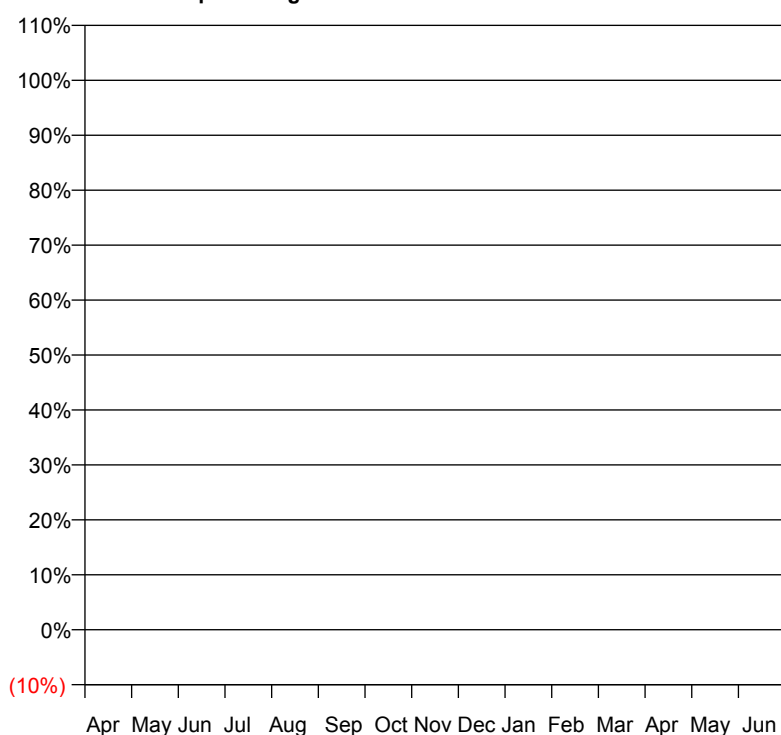
Q66 - Vital Signs Orthodontic At a Glance Contract Report for 136212/0001 - March 2018

Name or company name	PCH Dental CIC	17/18 Contracted general activity (UDA)	46,000
Contract type name	PDS Contract	Carry forward general activity (UDA)	0
Purpose of contract	General	17/18 Contracted orthodontic activity (UOA)	0
Contract start date	01/04/2013	Carry forward orthodontic activity (UOA)	0
Contract end date	31/03/2019	Baseline contract value	£6,642,031.25

ACCESS	Contract	England and Wales
24 month ratio of assessments to patient IDs	1.01	1.04

ACTIVITY	Contract
Contract assess and fit appliances (case starts) as a percentage of Area Team case starts	4.0 %

Cumulative percentage of contracted UOA delivered 2017 & 2018



Month	Adjusted Scheduled Activity (UOA)		
	2016	2017	2018
April	105	128	342
May	275	340	864
June	381	573	1,070
July	720	1,079	1,529
August	1,142	1,332	2,147
September	1,499	1,507	2,682
October	1,898	1,913	3,105
November	2,339	2,166	3,603
December	2,595	2,553	4,056
January	2,658	3,071	4,422
February	2,832	3,494	4,422
March	3,149	3,863	4,422
April	3,204	4,168	
May	3,206	4,210	
June	3,211	4,214	

QUALITY (rolling 12 month period)	Contract Quantity	Contract Base Number	Contract *	Area Team	Region	England
% of all assessments that were assess and fit appliances (case starts)	223	368	60.6%	63.7%	62.5%	60.1%
% of all assessments that were assess and refuse	101	368	27.4%	10.0%	10.1%	11.3%
% of all assessments that were assess and review	44	368	12.0%	26.3%	27.4%	28.6%
% of case starts with a reported IOTN of 3 and Aesthetic Component of 5 or below	0	223	N/A	0.1%	0.1%	0.1%
% of case starts with a reported IOTN of 3 and Aesthetic Component of 6 or above	7	223	3.1%	3.7%	3.4%	4.1%
% of case starts with a reported IOTN of 4	197	223	88.3%	76.0%	77.7%	77.7%
% of case starts with a reported IOTN of 5	19	223	8.5%	19.5%	17.4%	16.8 %
% of concluded courses in receipt of dual-arch fixed appliances	62	148	41.9%	81.5%	73.0%	73.8%
% of concluded courses where treatment was abandoned or discontinued	20	148	13.5%	5.7%	6.3%	7.0%
% of patients satisfied with the treatment they have received	7	9	77.8%	97.8%	96.0%	96.0%

* Figures in italics indicate that the base number is less than 100.

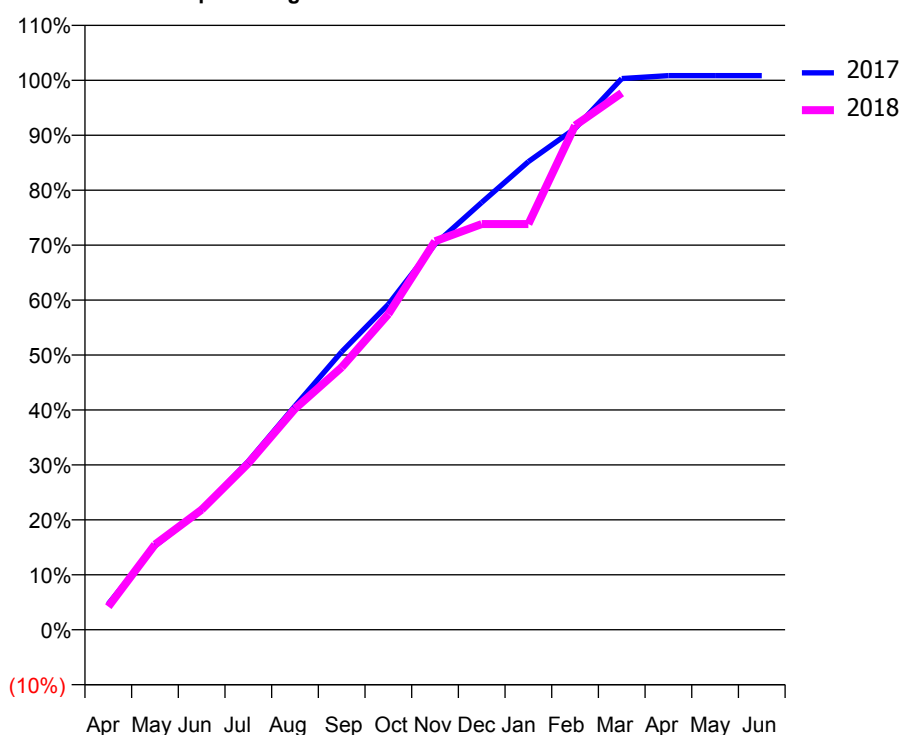
Q66 - Vital Signs Orthodontic At a Glance Contract Report for 139173/0001 - March 2018

Name or company name	North Devon Orthodontic Centre Limited	17/18 Contracted general activity (UDA)	0
Contract type name	PDS Contract	Carry forward general activity (UDA)	0
Purpose of contract	Orthodontic	17/18 Contracted orthodontic activity (UOA)	12,111
Contract start date	01/05/2009	Carry forward orthodontic activity (UOA)	0
Contract end date	31/03/2019	Baseline contract value	£794,398.92

ACCESS	Contract	England and Wales
24 month ratio of assessments to patient IDs	1.00	1.04

ACTIVITY	Contract
Contract assess and fit appliances (case starts) as a percentage of Area Team case starts	10.2 %

Cumulative percentage of contracted UOA delivered 2017 & 2018



Month	Adjusted Scheduled Activity (UOA)		
	2016	2017	2018
April	455	570	509
May	1,590	1,846	1,878
June	2,236	2,653	2,647
July	3,913	3,714	3,670
August	4,654	4,932	4,871
September	5,753	6,125	5,784
October	7,121	7,173	6,958
November	8,378	8,499	8,562
December	9,390	9,418	8,941
January	9,902	10,318	8,941
February	10,976	11,048	11,115
March	11,909	12,149	11,831
April	12,120	12,213	
May	12,120	12,213	
June	12,120	12,213	

QUALITY (rolling 12 month period)

	Contract Quantity	Contract Base Number	Contract *	Area Team	Region	England
% of all assessments that were assess and fit appliances (case starts)	567	651	87.1%	63.7%	62.5%	60.1%
% of all assessments that were assess and refuse	24	651	3.7%	10.0%	10.1%	11.3%
% of all assessments that were assess and review	60	651	9.2%	26.3%	27.4%	28.6%
% of case starts with a reported IOTN of 3 and Aesthetic Component of 5 or below	0	567	N/A	0.1%	0.1%	0.1%
% of case starts with a reported IOTN of 3 and Aesthetic Component of 6 or above	23	567	4.1%	3.7%	3.4%	4.1%
% of case starts with a reported IOTN of 4	435	567	76.7%	76.0%	77.7%	77.7%
% of case starts with a reported IOTN of 5	104	567	18.3%	19.5%	17.4%	16.8 %
% of concluded courses in receipt of dual-arch fixed appliances	405	458	88.4%	81.5%	73.0%	73.8%
% of concluded courses where treatment was abandoned or discontinued	44	458	9.6%	5.7%	6.3%	7.0%
% of patients satisfied with the treatment they have received	11	12	91.7%	97.8%	96.0%	96.0%

* Figures in italics indicate that the base number is less than 100.

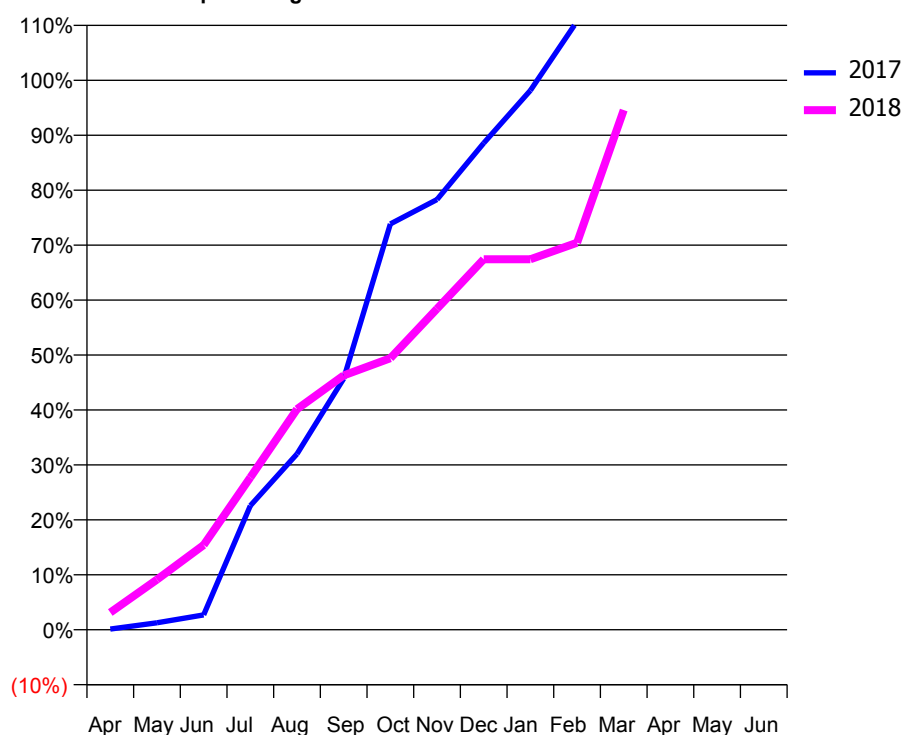
Q66 - Vital Signs Orthodontic At a Glance Contract Report for 141461/0001 - March 2018

Name or company name	Queen Annes Dental Practice Limited	17/18 Contracted general activity (UDA)	14,575
Contract type name	GDS Contract	Carry forward general activity (UDA)	-75
Purpose of contract	General and Orthodontic	17/18 Contracted orthodontic activity (UOA)	700
Contract start date	01/10/2007	Carry forward orthodontic activity (UOA)	0
Contract end date		Baseline contract value	£442,350.76

ACCESS	Contract	England and Wales
24 month ratio of assessments to patient IDs	1.02	1.04

ACTIVITY	Contract
Contract assess and fit appliances (case starts) as a percentage of Area Team case starts	0.6 %

Cumulative percentage of contracted UOA delivered 2017 & 2018



Month	Adjusted Scheduled Activity (UOA)		
	2016	2017	2018
April	-19	1	22
May	-2	9	64
June	15	19	108
July	115	158	194
August	121	224	281
September	234	320	324
October	304	517	346
November	376	548	409
December	468	620	472
January	476	687	472
February	514	775	493
March	545	777	662
April	676	778	
May	698	778	
June	741	778	

QUALITY (rolling 12 month period)	Contract Quantity	Contract Base Number	Contract *	Area Team	Region	England
% of all assessments that were assess and fit appliances (case starts)	35	50	70.0%	63.7%	62.5%	60.1%
% of all assessments that were assess and refuse	2	50	4.0%	10.0%	10.1%	11.3%
% of all assessments that were assess and review	13	50	26.0%	26.3%	27.4%	28.6%
% of case starts with a reported IOTN of 3 and Aesthetic Component of 5 or below	0	35	N/A	0.1%	0.1%	0.1%
% of case starts with a reported IOTN of 3 and Aesthetic Component of 6 or above	0	35	N/A	3.7%	3.4%	4.1%
% of case starts with a reported IOTN of 4	29	35	82.9%	76.0%	77.7%	77.7%
% of case starts with a reported IOTN of 5	6	35	17.1%	19.5%	17.4%	16.8 %
% of concluded courses in receipt of dual-arch fixed appliances	43	62	69.4%	81.5%	73.0%	73.8%
% of concluded courses where treatment was abandoned or discontinued	0	62	0.0%	5.7%	6.3%	7.0%
% of patients satisfied with the treatment they have received	0	0	N/A	97.8%	96.0%	96.0%

* Figures in italics indicate that the base number is less than 100.

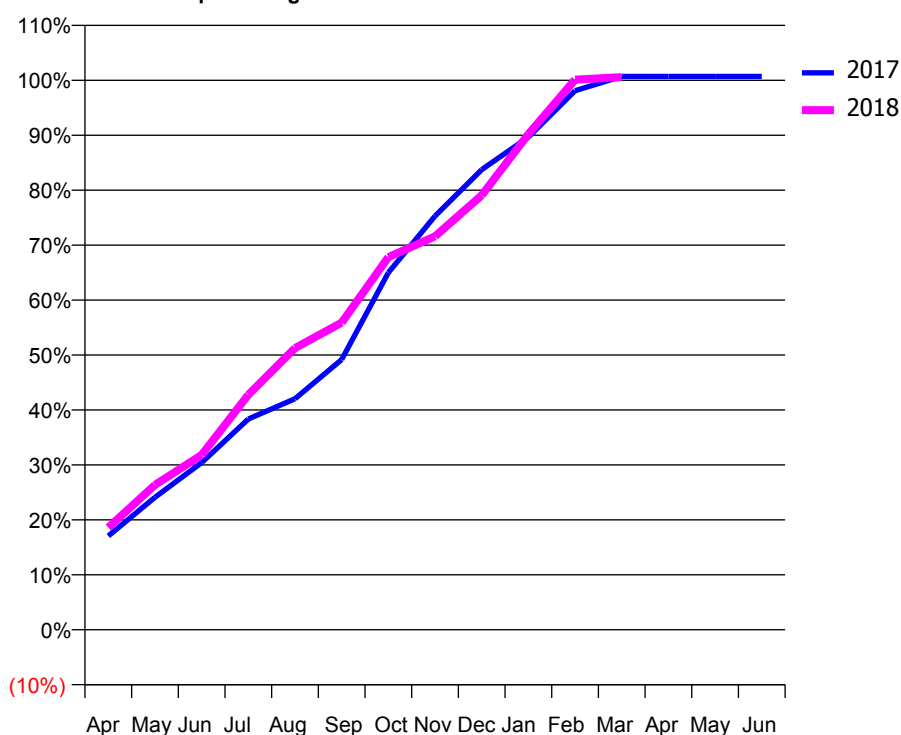
Q66 - Vital Signs Orthodontic At a Glance Contract Report for 163651/0001 - March 2018

Name or company name	Plymouth Orthodontics Ltd	17/18 Contracted general activity (UDA)	0
Contract type name	PDS Contract	Carry forward general activity (UDA)	0
Purpose of contract	Orthodontic	17/18 Contracted orthodontic activity (UOA)	2,485
Contract start date	01/04/2008	Carry forward orthodontic activity (UOA)	0
Contract end date	31/03/2019	Baseline contract value	£162,970.86

ACCESS	Contract	England and Wales
24 month ratio of assessments to patient IDs	1.00	1.04

ACTIVITY	Contract
Contract assess and fit appliances (case starts) as a percentage of Area Team case starts	2.0 %

Cumulative percentage of contracted UOA delivered 2017 & 2018



Month	Adjusted Scheduled Activity (UOA)		
	2016	2017	2018
April	192	424	462
May	390	599	655
June	579	756	791
July	867	953	1,063
August	1,075	1,045	1,274
September	1,299	1,222	1,389
October	1,495	1,615	1,685
November	1,772	1,871	1,779
December	2,036	2,081	1,965
January	2,123	2,228	2,242
February	2,447	2,438	2,488
March	2,494	2,502	2,499
April	2,495	2,502	
May	2,495	2,502	
June	2,495	2,502	

QUALITY (rolling 12 month period)

	Contract Quantity	Contract Base Number	Contract *	Area Team	Region	England
% of all assessments that were assess and fit appliances (case starts)	112	259	43.2%	63.7%	62.5%	60.1%
% of all assessments that were assess and refuse	23	259	8.9%	10.0%	10.1%	11.3%
% of all assessments that were assess and review	124	259	47.9%	26.3%	27.4%	28.6%
% of case starts with a reported IOTN of 3 and Aesthetic Component of 5 or below	0	112	N/A	0.1%	0.1%	0.1%
% of case starts with a reported IOTN of 3 and Aesthetic Component of 6 or above	1	112	0.9%	3.7%	3.4%	4.1%
% of case starts with a reported IOTN of 4	90	112	80.4%	76.0%	77.7%	77.7%
% of case starts with a reported IOTN of 5	21	112	18.8%	19.5%	17.4%	16.8 %
% of concluded courses in receipt of dual-arch fixed appliances	75	81	92.6%	81.5%	73.0%	73.8%
% of concluded courses where treatment was abandoned or discontinued	4	81	4.9%	5.7%	6.3%	7.0%
% of patients satisfied with the treatment they have received	1	2	50.0%	97.8%	96.0%	96.0%

* Figures in italics indicate that the base number is less than 100.

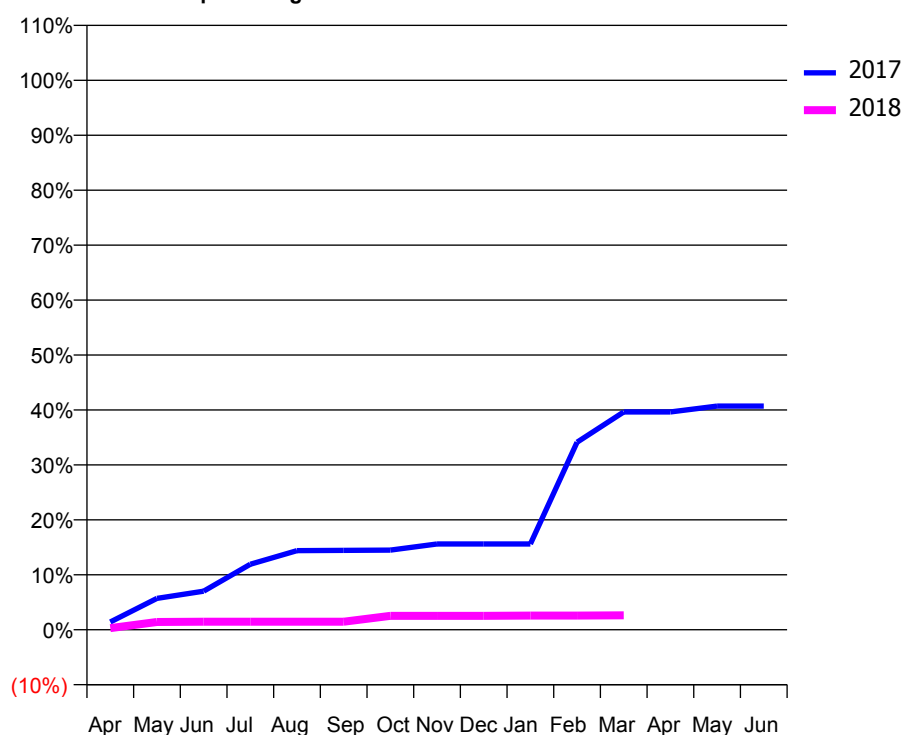
Q66 - Vital Signs Orthodontic At a Glance Contract Report for 165298/0001 - March 2018

Name or company name	Plymouth Community Dental Services Limited	17/18 Contracted general activity (UDA)	29,150
Contract type name	PDS Contract	Carry forward general activity (UDA)	0
Purpose of contract	General and Orthodontic	17/18 Contracted orthodontic activity (UOA)	1,980
Contract start date	01/10/2013	Carry forward orthodontic activity (UOA)	0
Contract end date	31/03/2019	Baseline contract value	£2,983,609.97

ACCESS	Contract	England and Wales
24 month ratio of assessments to patient IDs	1.00	1.04

ACTIVITY	Contract
Contract assess and fit appliances (case starts) as a percentage of Area Team case starts	0.1 %

Cumulative percentage of contracted UOA delivered 2017 & 2018



Month	Adjusted Scheduled Activity (UOA)		
	2016	2017	2018
April	2	28	6
May	50	113	28
June	50	139	29
July	209	236	29
August	303	285	29
September	330	286	29
October	399	287	50
November	403	309	50
December	533	309	50
January	639	309	51
February	698	676	51
March	768	785	52
April	789	785	
May	789	806	
June	789	806	

QUALITY (rolling 12 month period)

	Contract Quantity	Contract Base Number	Contract *	Area Team	Region	England
% of all assessments that were assess and fit appliances (case starts)	3	13	23.1%	63.7%	62.5%	60.1%
% of all assessments that were assess and refuse	2	13	15.4%	10.0%	10.1%	11.3%
% of all assessments that were assess and review	8	13	61.5%	26.3%	27.4%	28.6%
% of case starts with a reported IOTN of 3 and Aesthetic Component of 5 or below	0	3	N/A	0.1%	0.1%	0.1%
% of case starts with a reported IOTN of 3 and Aesthetic Component of 6 or above	1	3	33.3%	3.7%	3.4%	4.1%
% of case starts with a reported IOTN of 4	1	3	33.3%	76.0%	77.7%	77.7%
% of case starts with a reported IOTN of 5	1	3	33.3%	19.5%	17.4%	16.8 %
% of concluded courses in receipt of dual-arch fixed appliances	0	6	N/A	81.5%	73.0%	73.8%
% of concluded courses where treatment was abandoned or discontinued	0	6	0.0%	5.7%	6.3%	7.0%
% of patients satisfied with the treatment they have received	0	0	N/A	97.8%	96.0%	96.0%

* Figures in italics indicate that the base number is less than 100.

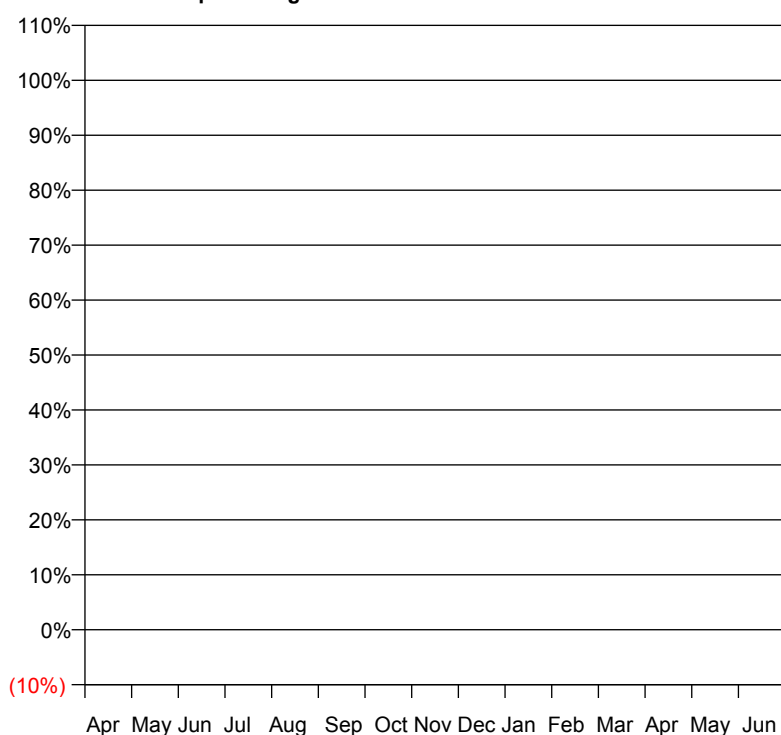
Q66 - Vital Signs Orthodontic At a Glance Contract Report for 167827/0001 - March 2018

Name or company name	Tully Crine LTD	17/18 Contracted general activity (UDA)	11,633
Contract type name	GDS Contract	Carry forward general activity (UDA)	-240
Purpose of contract	General	17/18 Contracted orthodontic activity (UOA)	0
Contract start date	01/07/2011	Carry forward orthodontic activity (UOA)	0
Contract end date		Baseline contract value	£305,195.44

ACCESS	Contract	England and Wales
24 month ratio of assessments to patient IDs	1.00	1.04

ACTIVITY	Contract
Contract assess and fit appliances (case starts) as a percentage of Area Team case starts	0.0 %

Cumulative percentage of contracted UOA delivered 2017 & 2018



Month	Adjusted Scheduled Activity (UOA)		
	2016	2017	2018
April	0	0	0
May	0	0	1
June	0	0	1
July	0	0	1
August	0	0	1
September	0	0	1
October	0	1	1
November	0	1	1
December	0	1	1
January	0	1	22
February	0	1	22
March	0	1	22
April	1	1	
May	1	1	
June	1	22	

QUALITY (rolling 12 month period)

	Contract Quantity	Contract Base Number	Contract *	Area Team	Region	England
% of all assessments that were assess and fit appliances (case starts)	2	3	66.7%	63.7%	62.5%	60.1%
% of all assessments that were assess and refuse	1	3	33.3%	10.0%	10.1%	11.3%
% of all assessments that were assess and review	0	3	0.0%	26.3%	27.4%	28.6%
% of case starts with a reported IOTN of 3 and Aesthetic Component of 5 or below	0	2	N/A	0.1%	0.1%	0.1%
% of case starts with a reported IOTN of 3 and Aesthetic Component of 6 or above	0	2	N/A	3.7%	3.4%	4.1%
% of case starts with a reported IOTN of 4	1	2	50.0%	76.0%	77.7%	77.7%
% of case starts with a reported IOTN of 5	0	2	N/A	19.5%	17.4%	16.8 %
% of concluded courses in receipt of dual-arch fixed appliances	1	1	100.0%	81.5%	73.0%	73.8%
% of concluded courses where treatment was abandoned or discontinued	0	1	0.0%	5.7%	6.3%	7.0%
% of patients satisfied with the treatment they have received	0	0	N/A	97.8%	96.0%	96.0%

* Figures in italics indicate that the base number is less than 100.

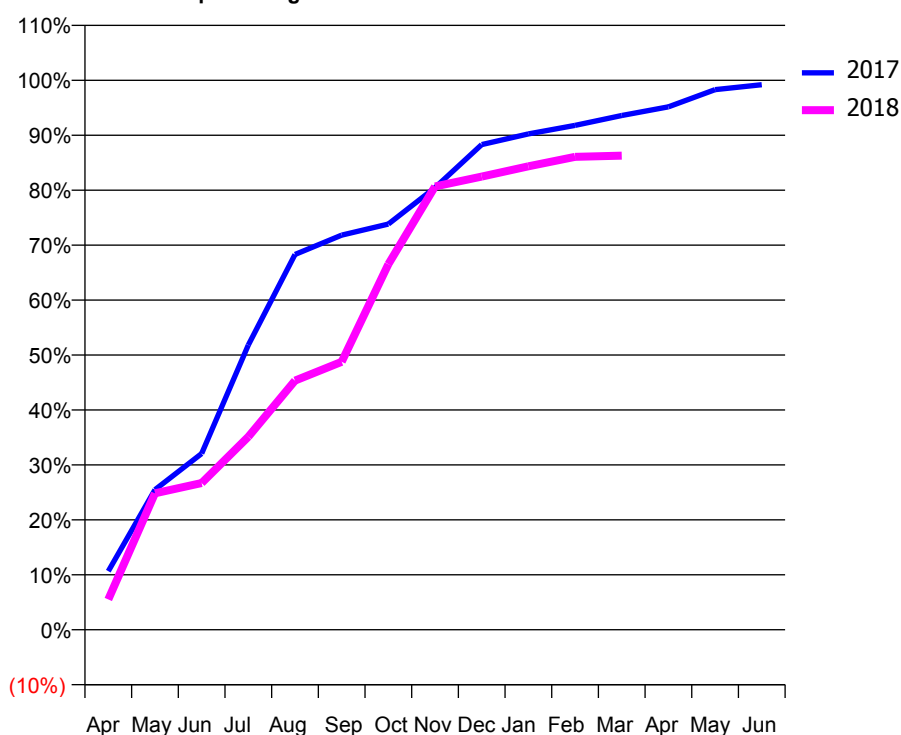
Q66 - Vital Signs Orthodontic At a Glance Contract Report for 167827/0002 - March 2018

Name or company name	Tully Crine LTD	17/18 Contracted general activity (UDA)	0
Contract type name	PDS Contract	Carry forward general activity (UDA)	0
Purpose of contract	Orthodontic	17/18 Contracted orthodontic activity (UOA)	1,341
Contract start date	01/07/2011	Carry forward orthodontic activity (UOA)	11
Contract end date	31/03/2019	Baseline contract value	£87,945.03

ACCESS	Contract	England and Wales
24 month ratio of assessments to patient IDs	1.18	1.04

ACTIVITY	Contract
Contract assess and fit appliances (case starts) as a percentage of Area Team case starts	1.5 %

Cumulative percentage of contracted UOA delivered 2017 & 2018



Month	Adjusted Scheduled Activity (UOA)		
	2016	2017	2018
April	26	143	74
May	367	342	333
June	586	430	358
July	700	695	471
August	793	916	608
September	947	963	654
October	1,127	990	892
November	1,180	1,079	1,082
December	1,246	1,184	1,106
January	1,246	1,210	1,131
February	1,246	1,231	1,154
March	1,248	1,255	1,157
April	1,270	1,276	
May	1,291	1,318	
June	1,291	1,330	

QUALITY (rolling 12 month period)

	Contract Quantity	Contract Base Number	Contract *	Area Team	Region	England
% of all assessments that were assess and fit appliances (case starts)	81	167	48.5%	63.7%	62.5%	60.1%
% of all assessments that were assess and refuse	32	167	19.2%	10.0%	10.1%	11.3%
% of all assessments that were assess and review	54	167	32.3%	26.3%	27.4%	28.6%
% of case starts with a reported IOTN of 3 and Aesthetic Component of 5 or below	0	81	<i>N/A</i>	0.1%	0.1%	0.1%
% of case starts with a reported IOTN of 3 and Aesthetic Component of 6 or above	2	81	2.5%	3.7%	3.4%	4.1%
% of case starts with a reported IOTN of 4	65	81	80.2%	76.0%	77.7%	77.7%
% of case starts with a reported IOTN of 5	12	81	14.8%	19.5%	17.4%	16.8 %
% of concluded courses in receipt of dual-arch fixed appliances	28	57	49.1%	81.5%	73.0%	73.8%
% of concluded courses where treatment was abandoned or discontinued	1	57	1.8%	5.7%	6.3%	7.0%
% of patients satisfied with the treatment they have received	1	1	100.0%	97.8%	96.0%	96.0%

* Figures in italics indicate that the base number is less than 100.

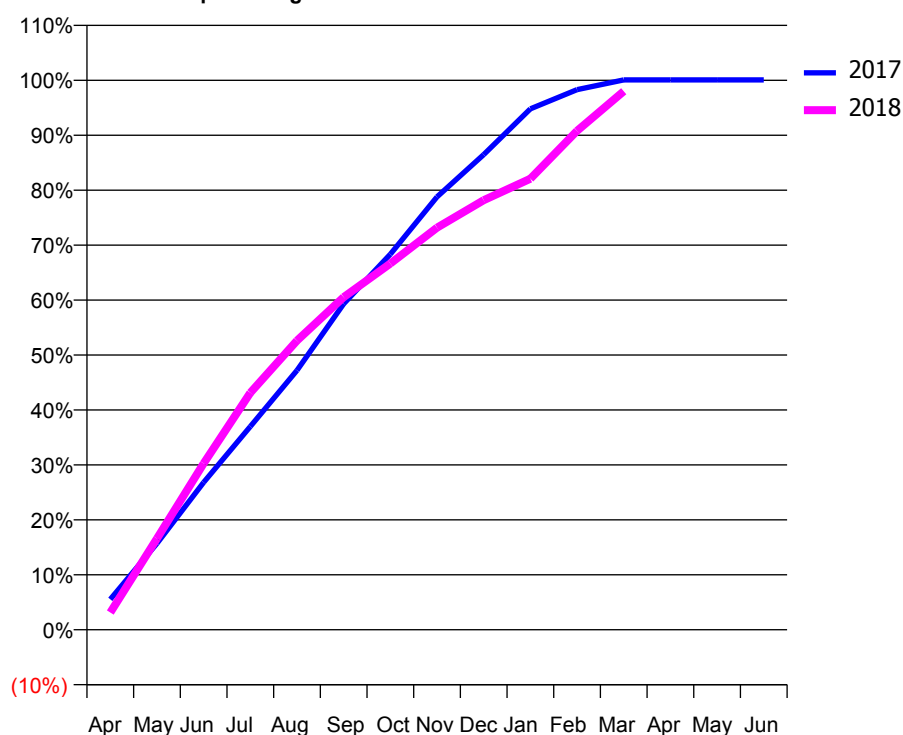
Q66 - Vital Signs Orthodontic At a Glance Contract Report for 172685/0001 - March 2018

Name or company name	Devon Square Orthodontics Ltd	17/18 Contracted general activity (UDA)	0
Contract type name	PDS Contract	Carry forward general activity (UDA)	0
Purpose of contract	Orthodontic	17/18 Contracted orthodontic activity (UOA)	17,980
Contract start date	01/12/2013	Carry forward orthodontic activity (UOA)	0
Contract end date	31/03/2019	Baseline contract value	£1,157,482.28

ACCESS	Contract	England and Wales
24 month ratio of assessments to patient IDs	1.03	1.04

ACTIVITY	Contract
Contract assess and fit appliances (case starts) as a percentage of Area Team case starts	15.0 %

Cumulative percentage of contracted UOA delivered 2017 & 2018



Month	Adjusted Scheduled Activity (UOA)		
	2016	2017	2018
April	1,037	997	567
May	2,519	2,827	2,985
June	4,282	4,823	5,445
July	6,146	6,651	7,755
August	8,011	8,488	9,463
September	9,354	10,665	10,885
October	10,244	12,289	11,985
November	11,408	14,167	13,159
December	12,722	15,548	14,055
January	13,465	17,047	14,760
February	16,636	17,672	16,326
March	17,846	17,990	17,620
April	18,026	17,990	
May	18,026	17,990	
June	18,026	17,990	

QUALITY (rolling 12 month period)	Contract Quantity	Contract Base Number	Contract *	Area Team	Region	England
% of all assessments that were assess and fit appliances (case starts)	840	1,310	64.1%	63.7%	62.5%	60.1%
% of all assessments that were assess and refuse	101	1,310	7.7%	10.0%	10.1%	11.3%
% of all assessments that were assess and review	369	1,310	28.2%	26.3%	27.4%	28.6%
% of case starts with a reported IOTN of 3 and Aesthetic Component of 5 or below	0	840	N/A	0.1%	0.1%	0.1%
% of case starts with a reported IOTN of 3 and Aesthetic Component of 6 or above	37	840	4.4%	3.7%	3.4%	4.1%
% of case starts with a reported IOTN of 4	632	840	75.2%	76.0%	77.7%	77.7%
% of case starts with a reported IOTN of 5	159	840	18.9%	19.5%	17.4%	16.8 %
% of concluded courses in receipt of dual-arch fixed appliances	765	816	93.8%	81.5%	73.0%	73.8%
% of concluded courses where treatment was abandoned or discontinued	29	816	3.6%	5.7%	6.3%	7.0%
% of patients satisfied with the treatment they have received	26	26	100.0%	97.8%	96.0%	96.0%

* Figures in italics indicate that the base number is less than 100.

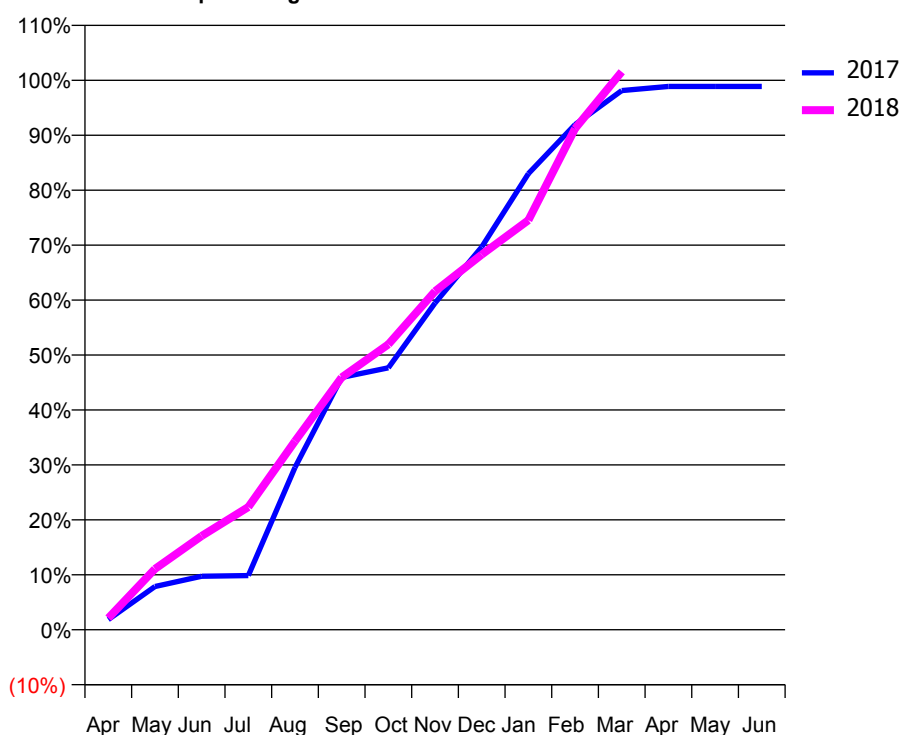
Q66 - Vital Signs Orthodontic At a Glance Contract Report for 175064/0002 - March 2018

Name or company name	Milehouse Dental Care Ltd	17/18 Contracted general activity (UDA)	0
Contract type name	GDS Contract	Carry forward general activity (UDA)	0
Purpose of contract	Orthodontic	17/18 Contracted orthodontic activity (UOA)	1,500
Contract start date	01/09/2012	Carry forward orthodontic activity (UOA)	17
Contract end date		Baseline contract value	£98,373.42

ACCESS	Contract	England and Wales
24 month ratio of assessments to patient IDs	1.06	1.04

ACTIVITY	Contract
Contract assess and fit appliances (case starts) as a percentage of Area Team case starts	1.2 %

Cumulative percentage of contracted UOA delivered 2017 & 2018



Month	Adjusted Scheduled Activity (UOA)		
	2016	2017	2018
April	0	28	32
May	8	118	166
June	19	146	256
July	21	148	335
August	334	443	515
September	407	689	689
October	671	715	779
November	952	892	924
December	1,046	1,045	1,024
January	1,119	1,245	1,118
February	1,317	1,379	1,368
March	1,452	1,472	1,523
April	1,480	1,483	
May	1,480	1,483	
June	1,480	1,483	

QUALITY (rolling 12 month period)

	Contract Quantity	Contract Base Number	Contract *	Area Team	Region	England
% of all assessments that were assess and fit appliances (case starts)	68	208	32.7%	63.7%	62.5%	60.1%
% of all assessments that were assess and refuse	11	208	5.3%	10.0%	10.1%	11.3%
% of all assessments that were assess and review	129	208	62.0%	26.3%	27.4%	28.6%
% of case starts with a reported IOTN of 3 and Aesthetic Component of 5 or below	0	68	<i>N/A</i>	0.1%	0.1%	0.1%
% of case starts with a reported IOTN of 3 and Aesthetic Component of 6 or above	0	68	<i>N/A</i>	3.7%	3.4%	4.1%
% of case starts with a reported IOTN of 4	68	68	100.0%	76.0%	77.7%	77.7%
% of case starts with a reported IOTN of 5	0	68	<i>N/A</i>	19.5%	17.4%	16.8 %
% of concluded courses in receipt of dual-arch fixed appliances	0	8	<i>N/A</i>	81.5%	73.0%	73.8%
% of concluded courses where treatment was abandoned or discontinued	1	8	12.5%	5.7%	6.3%	7.0%
% of patients satisfied with the treatment they have received	1	1	100.0%	97.8%	96.0%	96.0%

* Figures in italics indicate that the base number is less than 100.

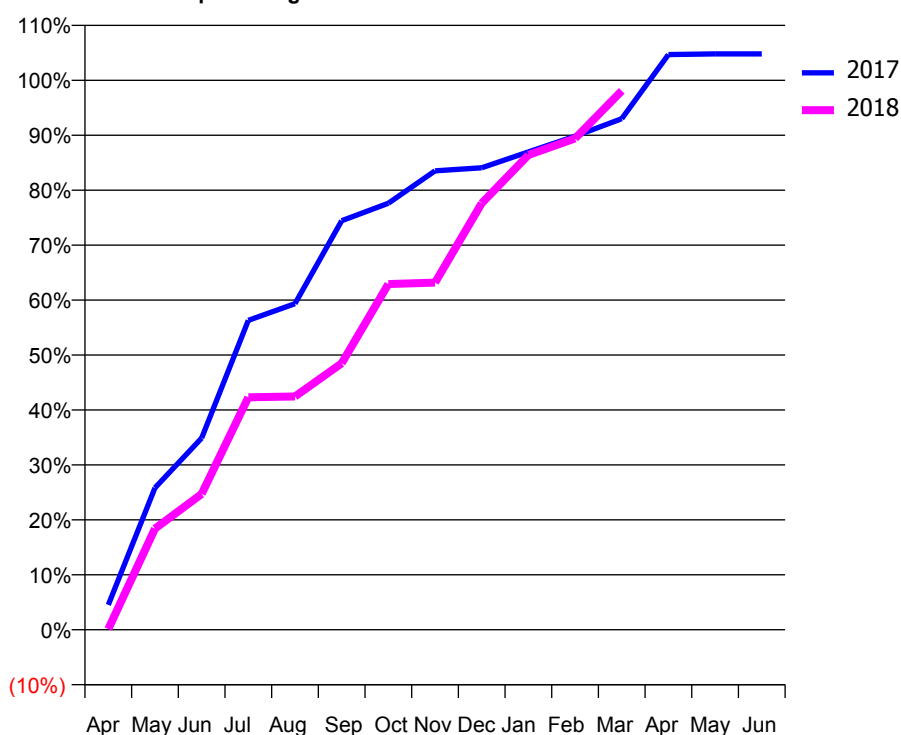
Q66 - Vital Signs Orthodontic At a Glance Contract Report for 177091/0002 - March 2018

Name or company name	Highland Dental Care Ltd	17/18 Contracted general activity (UDA)	0
Contract type name	GDS Contract	Carry forward general activity (UDA)	0
Purpose of contract	Orthodontic	17/18 Contracted orthodontic activity (UOA)	728
Contract start date	01/08/2007	Carry forward orthodontic activity (UOA)	0
Contract end date		Baseline contract value	£47,743.90

ACCESS	Contract	England and Wales
24 month ratio of assessments to patient IDs	1.05	1.04

ACTIVITY	Contract
Contract assess and fit appliances (case starts) as a percentage of Area Team case starts	0.7 %

Cumulative percentage of contracted UOA delivered 2017 & 2018



Month	Adjusted Scheduled Activity (UOA)		
	2016	2017	2018
April	111	33	1
May	187	188	134
June	236	254	180
July	412	410	308
August	455	432	309
September	503	542	353
October	618	565	458
November	643	608	460
December	649	612	565
January	649	633	629
February	673	654	651
March	718	677	714
April	740	762	
May	740	763	
June	740	763	

QUALITY (rolling 12 month period)

	Contract Quantity	Contract Base Number	Contract *	Area Team	Region	England
% of all assessments that were assess and fit appliances (case starts)	37	67	55.2%	63.7%	62.5%	60.1%
% of all assessments that were assess and refuse	5	67	7.5%	10.0%	10.1%	11.3%
% of all assessments that were assess and review	25	67	37.3%	26.3%	27.4%	28.6%
% of case starts with a reported IOTN of 3 and Aesthetic Component of 5 or below	0	37	<i>N/A</i>	0.1%	0.1%	0.1%
% of case starts with a reported IOTN of 3 and Aesthetic Component of 6 or above	0	37	<i>N/A</i>	3.7%	3.4%	4.1%
% of case starts with a reported IOTN of 4	33	37	89.2%	76.0%	77.7%	77.7%
% of case starts with a reported IOTN of 5	4	37	10.8%	19.5%	17.4%	16.8 %
% of concluded courses in receipt of dual-arch fixed appliances	0	9	<i>N/A</i>	81.5%	73.0%	73.8%
% of concluded courses where treatment was abandoned or discontinued	1	9	11.1%	5.7%	6.3%	7.0%
% of patients satisfied with the treatment they have received	4	4	100.0%	97.8%	96.0%	96.0%

* Figures in italics indicate that the base number is less than 100.

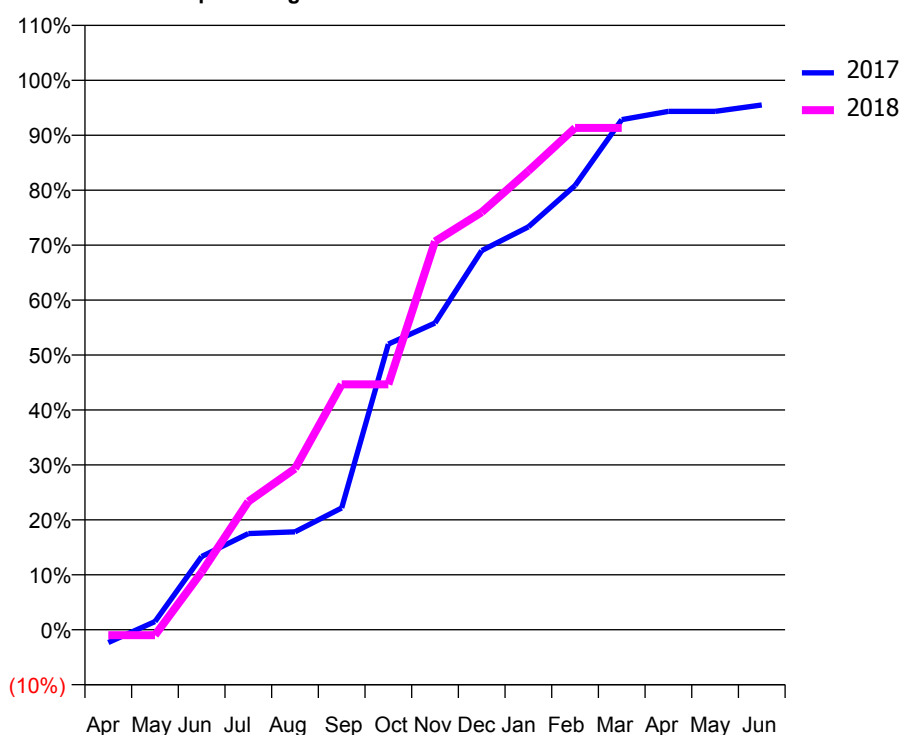
Q66 - Vital Signs Orthodontic At a Glance Contract Report for 195715/0001 - March 2018

Name or company name	Tor Lodge Dental Partnership	17/18 Contracted general activity (UDA)	465
Contract type name	GDS Contract	Carry forward general activity (UDA)	-3
Purpose of contract	General and Orthodontic	17/18 Contracted orthodontic activity (UOA)	600
Contract start date	15/11/2013	Carry forward orthodontic activity (UOA)	6
Contract end date		Baseline contract value	£54,235.27

ACCESS	Contract	England and Wales
24 month ratio of assessments to patient IDs	1.21	1.04

ACTIVITY	Contract
Contract assess and fit appliances (case starts) as a percentage of Area Team case starts	0.5 %

Cumulative percentage of contracted UOA delivered 2017 & 2018



Month	Adjusted Scheduled Activity (UOA)		
	2016	2017	2018
April	9	-14	-6
May	53	9	-6
June	53	80	63
July	84	105	140
August	111	107	176
September	121	133	268
October	168	312	268
November	194	335	424
December	242	414	456
January	312	440	501
February	402	485	548
March	477	557	548
April	477	566	
May	585	566	
June	586	573	

QUALITY (rolling 12 month period)

	Contract Quantity	Contract Base Number	Contract *	Area Team	Region	England
% of all assessments that were assess and fit appliances (case starts)	29	104	27.9%	63.7%	62.5%	60.1%
% of all assessments that were assess and refuse	1	104	1.0%	10.0%	10.1%	11.3%
% of all assessments that were assess and review	74	104	71.2%	26.3%	27.4%	28.6%
% of case starts with a reported IOTN of 3 and Aesthetic Component of 5 or below	0	29	<i>N/A</i>	0.1%	0.1%	0.1%
% of case starts with a reported IOTN of 3 and Aesthetic Component of 6 or above	21	29	72.4%	3.7%	3.4%	4.1%
% of case starts with a reported IOTN of 4	8	29	27.6%	76.0%	77.7%	77.7%
% of case starts with a reported IOTN of 5	0	29	<i>N/A</i>	19.5%	17.4%	16.8 %
% of concluded courses in receipt of dual-arch fixed appliances	0	13	<i>N/A</i>	81.5%	73.0%	73.8%
% of concluded courses where treatment was abandoned or discontinued	0	13	0.0%	5.7%	6.3%	7.0%
% of patients satisfied with the treatment they have received	0	0	<i>N/A</i>	97.8%	96.0%	96.0%

* Figures in italics indicate that the base number is less than 100.

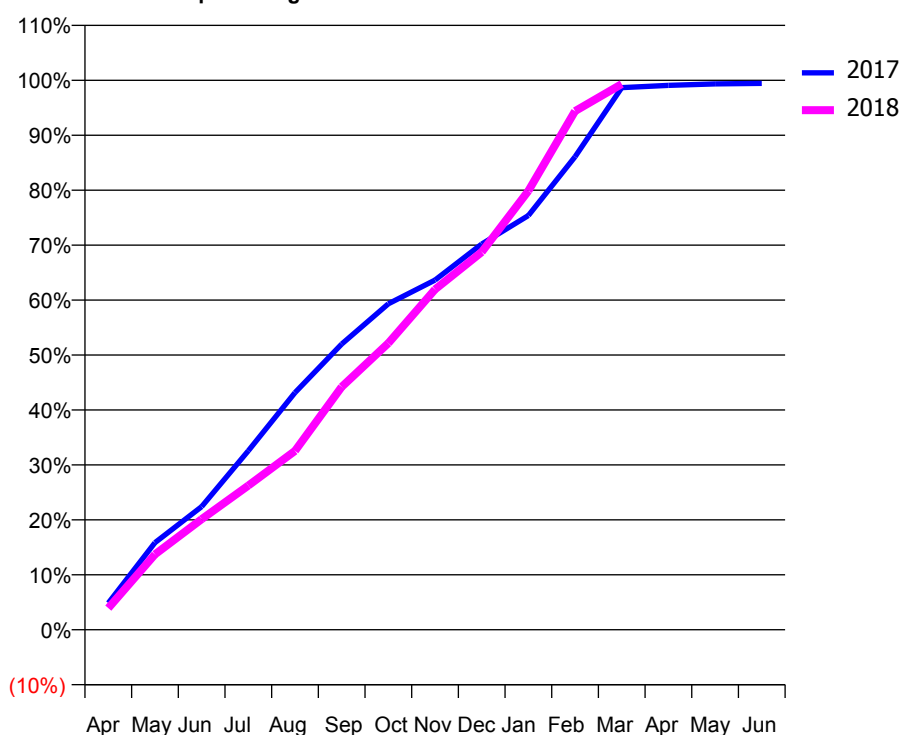
Q66 - Vital Signs Orthodontic At a Glance Contract Report for 199834/0001 - March 2018

Name or company name	The Crescent Specialist Dental Centre	17/18 Contracted general activity (UDA)	0
Contract type name	PDS Contract	Carry forward general activity (UDA)	0
Purpose of contract	Orthodontic	17/18 Contracted orthodontic activity (UOA)	23,062
Contract start date	01/04/2008	Carry forward orthodontic activity (UOA)	133
Contract end date	31/03/2019	Baseline contract value	£1,545,751.67

ACCESS	Contract	England and Wales
24 month ratio of assessments to patient IDs	1.01	1.04

ACTIVITY	Contract
Contract assess and fit appliances (case starts) as a percentage of Area Team case starts	19.6 %

Cumulative percentage of contracted UOA delivered 2017 & 2018



Month	Adjusted Scheduled Activity (UOA)		
	2016	2017	2018
April	1,688	1,122	908
May	3,951	3,656	3,165
June	5,253	5,169	4,644
July	8,343	7,511	6,052
August	10,430	9,956	7,509
September	12,238	11,993	10,194
October	13,711	13,683	12,032
November	15,287	14,679	14,283
December	17,322	16,187	15,850
January	18,709	17,388	18,423
February	21,881	19,852	21,766
March	22,949	22,750	22,906
April	23,017	22,845	
May	23,038	22,908	
June	23,040	22,929	

QUALITY (rolling 12 month period)

	Contract Quantity	Contract Base Number	Contract *	Area Team	Region	England
% of all assessments that were assess and fit appliances (case starts)	1,097	1,793	61.2%	63.7%	62.5%	60.1%
% of all assessments that were assess and refuse	244	1,793	13.6%	10.0%	10.1%	11.3%
% of all assessments that were assess and review	452	1,793	25.2%	26.3%	27.4%	28.6%
% of case starts with a reported IOTN of 3 and Aesthetic Component of 5 or below	1	1,097	0.1%	0.1%	0.1%	0.1%
% of case starts with a reported IOTN of 3 and Aesthetic Component of 6 or above	70	1,097	6.4%	3.7%	3.4%	4.1%
% of case starts with a reported IOTN of 4	732	1,097	66.7%	76.0%	77.7%	77.7%
% of case starts with a reported IOTN of 5	291	1,097	26.5%	19.5%	17.4%	16.8 %
% of concluded courses in receipt of dual-arch fixed appliances	842	915	92.0%	81.5%	73.0%	73.8%
% of concluded courses where treatment was abandoned or discontinued	41	915	4.5%	5.7%	6.3%	7.0%
% of patients satisfied with the treatment they have received	28	28	100.0%	97.8%	96.0%	96.0%

* Figures in italics indicate that the base number is less than 100.

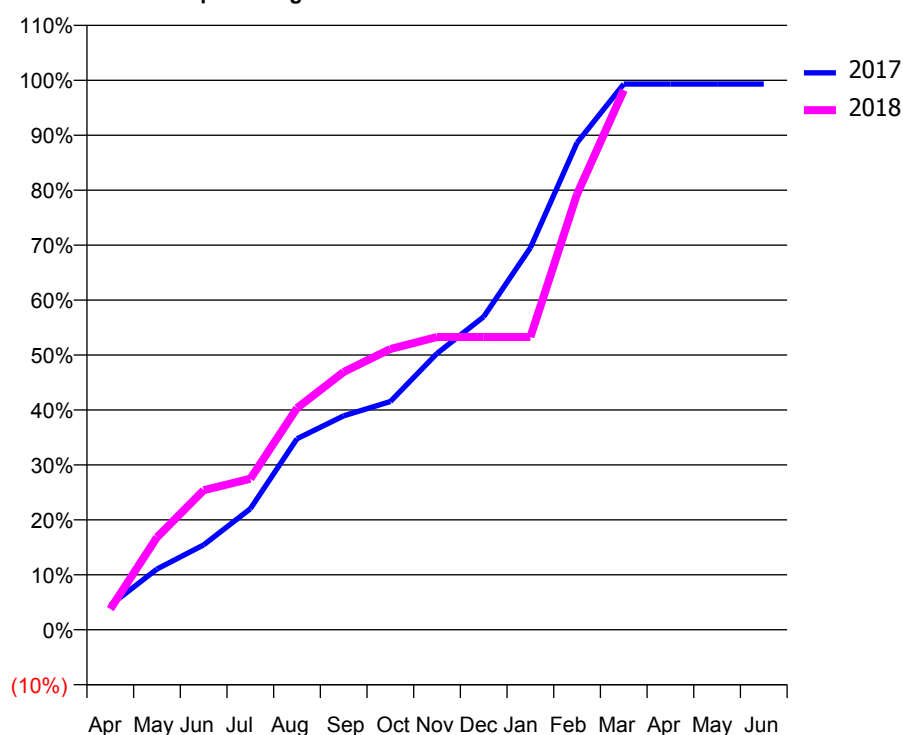
Q66 - Vital Signs Orthodontic At a Glance Contract Report for 229342/0001 - March 2018

Name or company name	MR IJ MILLS	17/18 Contracted general activity (UDA)	17,382
Contract type name	GDS Contract	Carry forward general activity (UDA)	0
Purpose of contract	General and Orthodontic	17/18 Contracted orthodontic activity (UOA)	1,004
Contract start date	01/04/2006	Carry forward orthodontic activity (UOA)	7
Contract end date		Baseline contract value	£790,275.77

ACCESS	Contract	England and Wales
24 month ratio of assessments to patient IDs	1.03	1.04

ACTIVITY	Contract
Contract assess and fit appliances (case starts) as a percentage of Area Team case starts	0.8 %

Cumulative percentage of contracted UOA delivered 2017 & 2018



Month	Adjusted Scheduled Activity (UOA)		
	2016	2017	2018
April	-10	45	38
May	58	111	169
June	123	155	255
July	255	221	276
August	404	349	405
September	447	391	471
October	475	417	513
November	563	505	535
December	627	572	535
January	691	698	535
February	822	890	796
March	934	997	986
April	956	997	
May	956	997	
June	956	997	

QUALITY (rolling 12 month period)

	Contract Quantity	Contract Base Number	Contract *	Area Team	Region	England
% of all assessments that were assess and fit appliances (case starts)	47	75	62.7%	63.7%	62.5%	60.1%
% of all assessments that were assess and refuse	2	75	2.7%	10.0%	10.1%	11.3%
% of all assessments that were assess and review	26	75	34.7%	26.3%	27.4%	28.6%
% of case starts with a reported IOTN of 3 and Aesthetic Component of 5 or below	0	47	<i>N/A</i>	0.1%	0.1%	0.1%
% of case starts with a reported IOTN of 3 and Aesthetic Component of 6 or above	1	47	2.1%	3.7%	3.4%	4.1%
% of case starts with a reported IOTN of 4	43	47	91.5%	76.0%	77.7%	77.7%
% of case starts with a reported IOTN of 5	3	47	6.4%	19.5%	17.4%	16.8 %
% of concluded courses in receipt of dual-arch fixed appliances	24	32	75.0%	81.5%	73.0%	73.8%
% of concluded courses where treatment was abandoned or discontinued	1	32	3.1%	5.7%	6.3%	7.0%
% of patients satisfied with the treatment they have received	6	6	100.0%	97.8%	96.0%	96.0%

* Figures in italics indicate that the base number is less than 100.

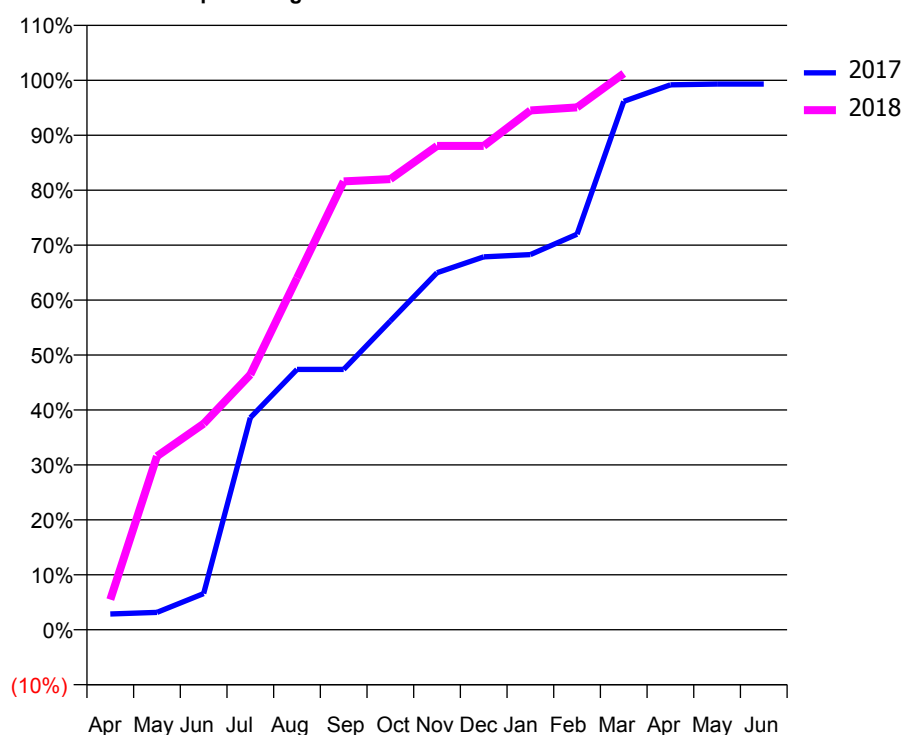
Q66 - Vital Signs Orthodontic At a Glance Contract Report for 324205/0001 - March 2018

Name or company name	MR DK BURGESS	17/18 Contracted general activity (UDA)	2,137
Contract type name	GDS Contract	Carry forward general activity (UDA)	0
Purpose of contract	General and Orthodontic	17/18 Contracted orthodontic activity (UOA)	728
Contract start date	01/04/2006	Carry forward orthodontic activity (UOA)	5
Contract end date		Baseline contract value	£104,850.36

ACCESS	Contract	England and Wales
24 month ratio of assessments to patient IDs	1.02	1.04

ACTIVITY	Contract
Contract assess and fit appliances (case starts) as a percentage of Area Team case starts	0.7 %

Cumulative percentage of contracted UOA delivered 2017 & 2018



Month	Adjusted Scheduled Activity (UOA)		
	2016	2017	2018
April	-3	21	40
May	231	23	230
June	357	48	273
July	400	281	338
August	464	345	466
September	464	345	594
October	464	409	597
November	464	473	641
December	464	494	641
January	464	497	688
February	681	524	692
March	725	700	737
April	726	722	
May	728	723	
June	728	723	

QUALITY (rolling 12 month period)

	Contract Quantity	Contract Base Number	Contract *	Area Team	Region	England
% of all assessments that were assess and fit appliances (case starts)	37	63	58.7%	63.7%	62.5%	60.1%
% of all assessments that were assess and refuse	22	63	34.9%	10.0%	10.1%	11.3%
% of all assessments that were assess and review	4	63	6.3%	26.3%	27.4%	28.6%
% of case starts with a reported IOTN of 3 and Aesthetic Component of 5 or below	1	37	2.7%	0.1%	0.1%	0.1%
% of case starts with a reported IOTN of 3 and Aesthetic Component of 6 or above	2	37	5.4%	3.7%	3.4%	4.1%
% of case starts with a reported IOTN of 4	28	37	75.7%	76.0%	77.7%	77.7%
% of case starts with a reported IOTN of 5	6	37	16.2%	19.5%	17.4%	16.8 %
% of concluded courses in receipt of dual-arch fixed appliances	17	27	63.0%	81.5%	73.0%	73.8%
% of concluded courses where treatment was abandoned or discontinued	0	27	0.0%	5.7%	6.3%	7.0%
% of patients satisfied with the treatment they have received	1	1	100.0%	97.8%	96.0%	96.0%

* Figures in italics indicate that the base number is less than 100.

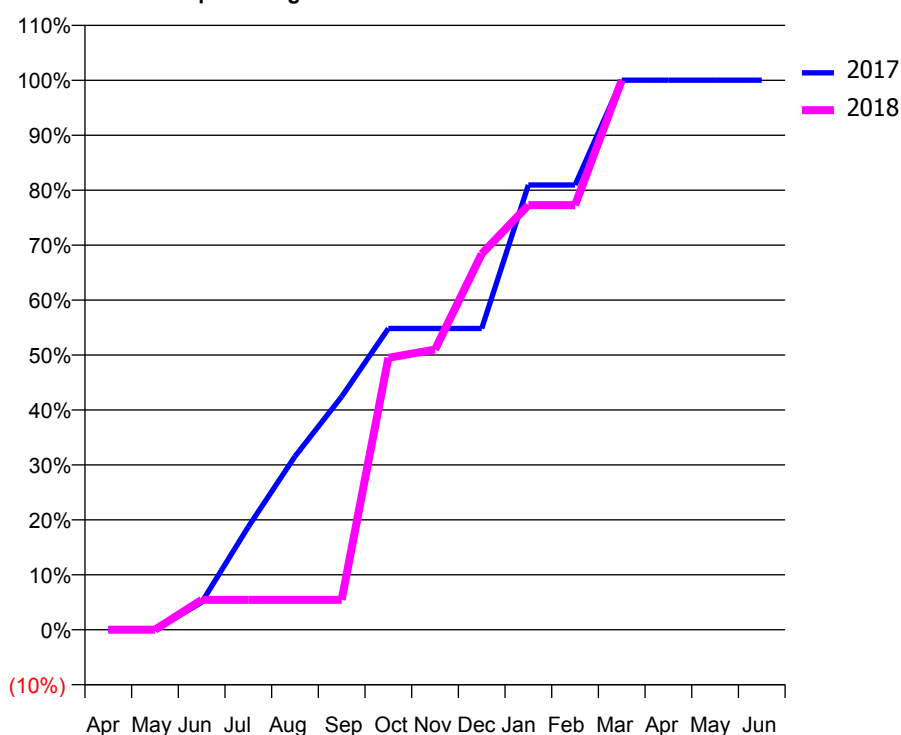
Q66 - Vital Signs Orthodontic At a Glance Contract Report for 332941/0001 - March 2018

Name or company name	MR JF STEYN	17/18 Contracted general activity (UDA)	0
Contract type name	PDS Contract	Carry forward general activity (UDA)	0
Purpose of contract	Orthodontic	17/18 Contracted orthodontic activity (UOA)	4,297
Contract start date	01/04/2006	Carry forward orthodontic activity (UOA)	0
Contract end date	31/03/2019	Baseline contract value	£287,629.32

ACCESS	Contract	England and Wales
24 month ratio of assessments to patient IDs	1.01	1.04

ACTIVITY	Contract
Contract assess and fit appliances (case starts) as a percentage of Area Team case starts	3.6 %

Cumulative percentage of contracted UOA delivered 2017 & 2018



Month	Adjusted Scheduled Activity (UOA)		
	2016	2017	2018
April	0	0	0
May	116	0	0
June	479	214	234
July	500	806	234
August	1,177	1,356	234
September	1,755	1,823	234
October	1,776	2,356	2,127
November	2,245	2,356	2,191
December	3,097	2,356	2,940
January	3,097	3,478	3,321
February	4,117	3,478	3,321
March	4,300	4,298	4,297
April	4,300	4,298	
May	4,300	4,298	
June	4,300	4,298	

QUALITY (rolling 12 month period)	Contract Quantity	Contract Base Number	Contract *	Area Team	Region	England
% of all assessments that were assess and fit appliances (case starts)	200	297	67.3%	63.7%	62.5%	60.1%
% of all assessments that were assess and refuse	20	297	6.7%	10.0%	10.1%	11.3%
% of all assessments that were assess and review	77	297	25.9%	26.3%	27.4%	28.6%
% of case starts with a reported IOTN of 3 and Aesthetic Component of 5 or below	0	200	N/A	0.1%	0.1%	0.1%
% of case starts with a reported IOTN of 3 and Aesthetic Component of 6 or above	3	200	1.5%	3.7%	3.4%	4.1%
% of case starts with a reported IOTN of 4	157	200	78.5%	76.0%	77.7%	77.7%
% of case starts with a reported IOTN of 5	40	200	20.0%	19.5%	17.4%	16.8 %
% of concluded courses in receipt of dual-arch fixed appliances	60	140	42.9%	81.5%	73.0%	73.8%
% of concluded courses where treatment was abandoned or discontinued	6	140	4.3%	5.7%	6.3%	7.0%
% of patients satisfied with the treatment they have received	1	1	100.0%	97.8%	96.0%	96.0%

* Figures in italics indicate that the base number is less than 100.

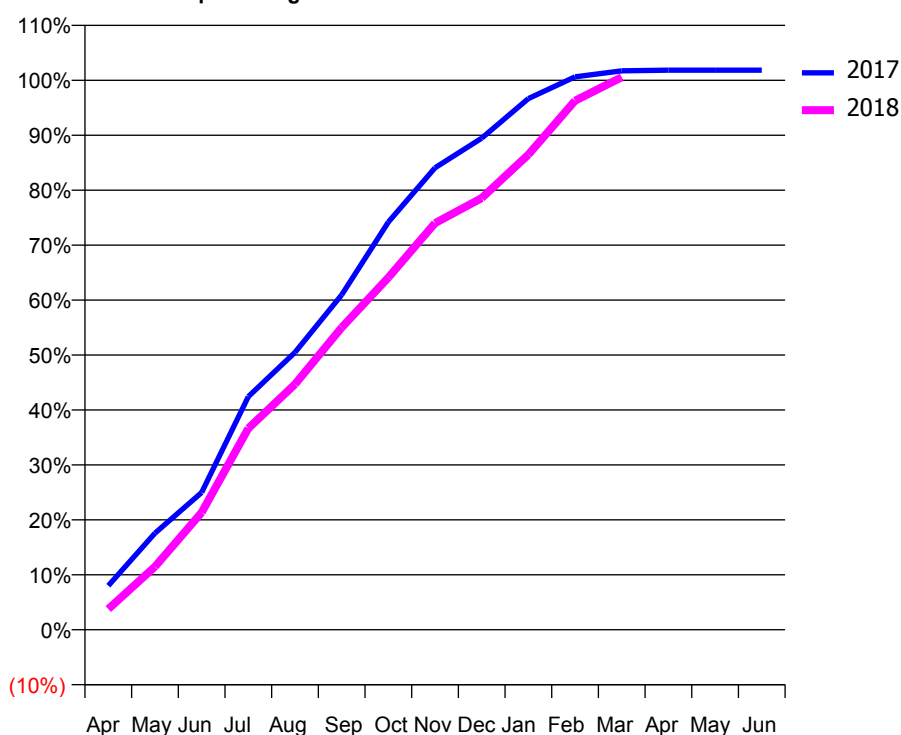
Q66 - Vital Signs Orthodontic At a Glance Contract Report for 338869/0001 - March 2018

Name or company name	MR JR MACHELL	17/18 Contracted general activity (UDA)	0
Contract type name	PDS Contract	Carry forward general activity (UDA)	0
Purpose of contract	Orthodontic	17/18 Contracted orthodontic activity (UOA)	4,528
Contract start date	01/04/2006	Carry forward orthodontic activity (UOA)	0
Contract end date	31/03/2019	Baseline contract value	£297,007.71

ACCESS	Contract	England and Wales
24 month ratio of assessments to patient IDs	1.00	1.04

ACTIVITY	Contract
Contract assess and fit appliances (case starts) as a percentage of Area Team case starts	3.8 %

Cumulative percentage of contracted UOA delivered 2017 & 2018



Month	Adjusted Scheduled Activity (UOA)		
	2016	2017	2018
April	367	363	171
May	808	796	520
June	1,065	1,131	966
July	1,936	1,921	1,660
August	2,359	2,286	2,023
September	2,927	2,760	2,490
October	3,561	3,360	2,903
November	3,775	3,807	3,351
December	4,028	4,051	3,557
January	4,093	4,377	3,916
February	4,319	4,556	4,360
March	4,457	4,606	4,553
April	4,545	4,611	
May	4,545	4,611	
June	4,545	4,611	

QUALITY (rolling 12 month period)

	Contract Quantity	Contract Base Number	Contract *	Area Team	Region	England
% of all assessments that were assess and fit appliances (case starts)	212	367	57.8%	63.7%	62.5%	60.1%
% of all assessments that were assess and refuse	1	367	0.3%	10.0%	10.1%	11.3%
% of all assessments that were assess and review	154	367	42.0%	26.3%	27.4%	28.6%
% of case starts with a reported IOTN of 3 and Aesthetic Component of 5 or below	0	212	N/A	0.1%	0.1%	0.1%
% of case starts with a reported IOTN of 3 and Aesthetic Component of 6 or above	6	212	2.8%	3.7%	3.4%	4.1%
% of case starts with a reported IOTN of 4	162	212	76.4%	76.0%	77.7%	77.7%
% of case starts with a reported IOTN of 5	44	212	20.8%	19.5%	17.4%	16.8 %
% of concluded courses in receipt of dual-arch fixed appliances	177	189	93.7%	81.5%	73.0%	73.8%
% of concluded courses where treatment was abandoned or discontinued	5	189	2.6%	5.7%	6.3%	7.0%
% of patients satisfied with the treatment they have received	9	9	100.0%	97.8%	96.0%	96.0%

* Figures in italics indicate that the base number is less than 100.

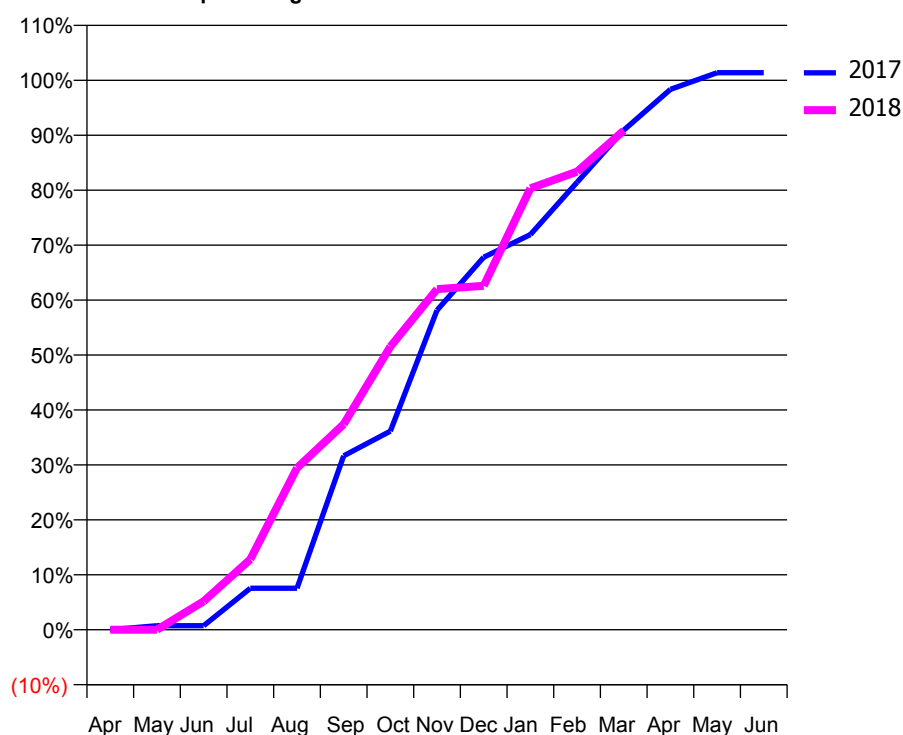
Q66 - Vital Signs Orthodontic At a Glance Contract Report for 570370/0001 - March 2018

Name or company name	MISS SC COOPER	17/18 Contracted general activity (UDA)	0
Contract type name	PDS Contract	Carry forward general activity (UDA)	0
Purpose of contract	Orthodontic	17/18 Contracted orthodontic activity (UOA)	3,480
Contract start date	01/08/2006	Carry forward orthodontic activity (UOA)	0
Contract end date	31/03/2019	Baseline contract value	£216,889.50

ACCESS	Contract	England and Wales
24 month ratio of assessments to patient IDs	1.00	1.04

ACTIVITY	Contract
Contract assess and fit appliances (case starts) as a percentage of Area Team case starts	2.9 %

Cumulative percentage of contracted UOA delivered 2017 & 2018



Month	Adjusted Scheduled Activity (UOA)		
	2016	2017	2018
April	0	0	0
May	0	26	0
June	161	26	180
July	394	263	446
August	596	263	1,025
September	953	1,102	1,302
October	1,207	1,258	1,793
November	1,367	2,024	2,157
December	1,729	2,359	2,178
January	2,141	2,503	2,796
February	2,340	2,834	2,901
March	2,831	3,164	3,161
April	2,831	3,422	
May	3,440	3,528	
June	3,461	3,528	

QUALITY (rolling 12 month period)

	Contract Quantity	Contract Base Number	Contract *	Area Team	Region	England
% of all assessments that were assess and fit appliances (case starts)	163	265	61.5%	63.7%	62.5%	60.1%
% of all assessments that were assess and refuse	20	265	7.5%	10.0%	10.1%	11.3%
% of all assessments that were assess and review	82	265	30.9%	26.3%	27.4%	28.6%
% of case starts with a reported IOTN of 3 and Aesthetic Component of 5 or below	0	163	N/A	0.1%	0.1%	0.1%
% of case starts with a reported IOTN of 3 and Aesthetic Component of 6 or above	24	163	14.7%	3.7%	3.4%	4.1%
% of case starts with a reported IOTN of 4	102	163	62.6%	76.0%	77.7%	77.7%
% of case starts with a reported IOTN of 5	37	163	22.7%	19.5%	17.4%	16.8 %
% of concluded courses in receipt of dual-arch fixed appliances	64	65	98.5%	81.5%	73.0%	73.8%
% of concluded courses where treatment was abandoned or discontinued	1	65	1.5%	5.7%	6.3%	7.0%
% of patients satisfied with the treatment they have received	2	2	100.0%	97.8%	96.0%	96.0%

* Figures in italics indicate that the base number is less than 100.

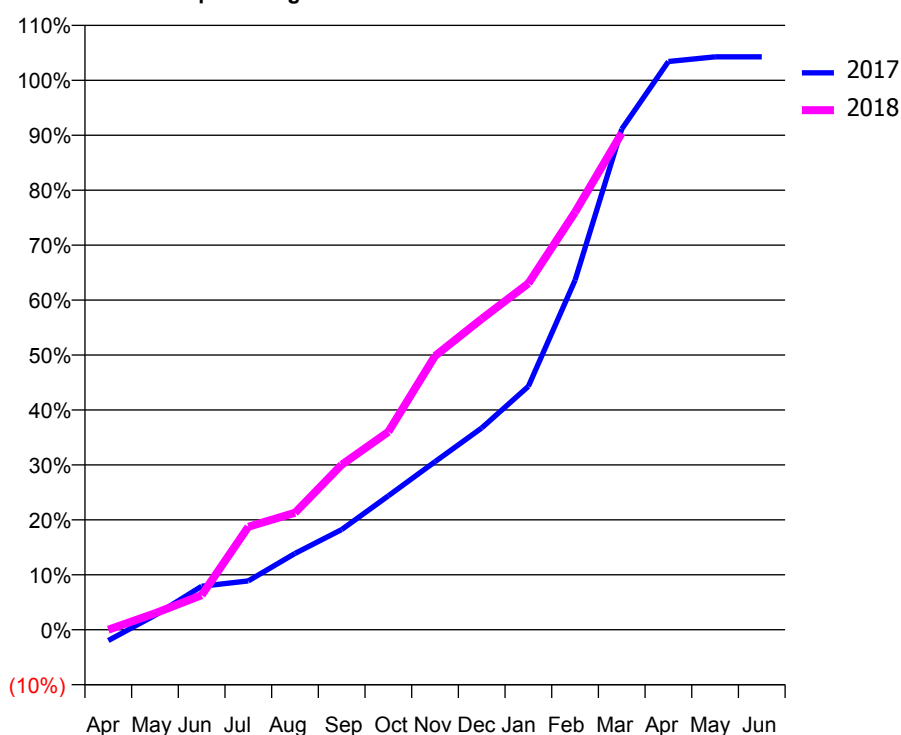
Q66 - Vital Signs Orthodontic At a Glance Contract Report for 634891/0001 - March 2018

Name or company name	MISS JE LEWIS	17/18 Contracted general activity (UDA)	0
Contract type name	PDS Contract	Carry forward general activity (UDA)	0
Purpose of contract	Orthodontic	17/18 Contracted orthodontic activity (UOA)	2,540
Contract start date	01/04/2006	Carry forward orthodontic activity (UOA)	0
Contract end date	31/03/2019	Baseline contract value	£166,621.69

ACCESS	Contract	England and Wales
24 month ratio of assessments to patient IDs	1.02	1.04

ACTIVITY	Contract
Contract assess and fit appliances (case starts) as a percentage of Area Team case starts	2.1 %

Cumulative percentage of contracted UOA delivered 2017 & 2018



Month	Adjusted Scheduled Activity (UOA)		
	2016	2017	2018
April	0	-50	0
May	114	67	76
June	140	201	160
July	278	226	476
August	457	353	541
September	570	463	763
October	726	619	915
November	862	777	1,266
December	1,202	933	1,437
January	1,333	1,125	1,601
February	1,636	1,616	1,930
March	2,167	2,314	2,296
April	2,484	2,627	
May	2,484	2,648	
June	2,484	2,648	

QUALITY (rolling 12 month period)

	Contract Quantity	Contract Base Number	Contract *	Area Team	Region	England
% of all assessments that were assess and fit appliances (case starts)	119	300	39.7%	63.7%	62.5%	60.1%
% of all assessments that were assess and refuse	97	300	32.3%	10.0%	10.1%	11.3%
% of all assessments that were assess and review	84	300	28.0%	26.3%	27.4%	28.6%
% of case starts with a reported IOTN of 3 and Aesthetic Component of 5 or below	0	119	N/A	0.1%	0.1%	0.1%
% of case starts with a reported IOTN of 3 and Aesthetic Component of 6 or above	1	119	0.8%	3.7%	3.4%	4.1%
% of case starts with a reported IOTN of 4	103	119	86.6%	76.0%	77.7%	77.7%
% of case starts with a reported IOTN of 5	11	119	9.2%	19.5%	17.4%	16.8 %
% of concluded courses in receipt of dual-arch fixed appliances	0	73	N/A	81.5%	73.0%	73.8%
% of concluded courses where treatment was abandoned or discontinued	11	73	15.1%	5.7%	6.3%	7.0%
% of patients satisfied with the treatment they have received	2	2	100.0%	97.8%	96.0%	96.0%

* Figures in italics indicate that the base number is less than 100.

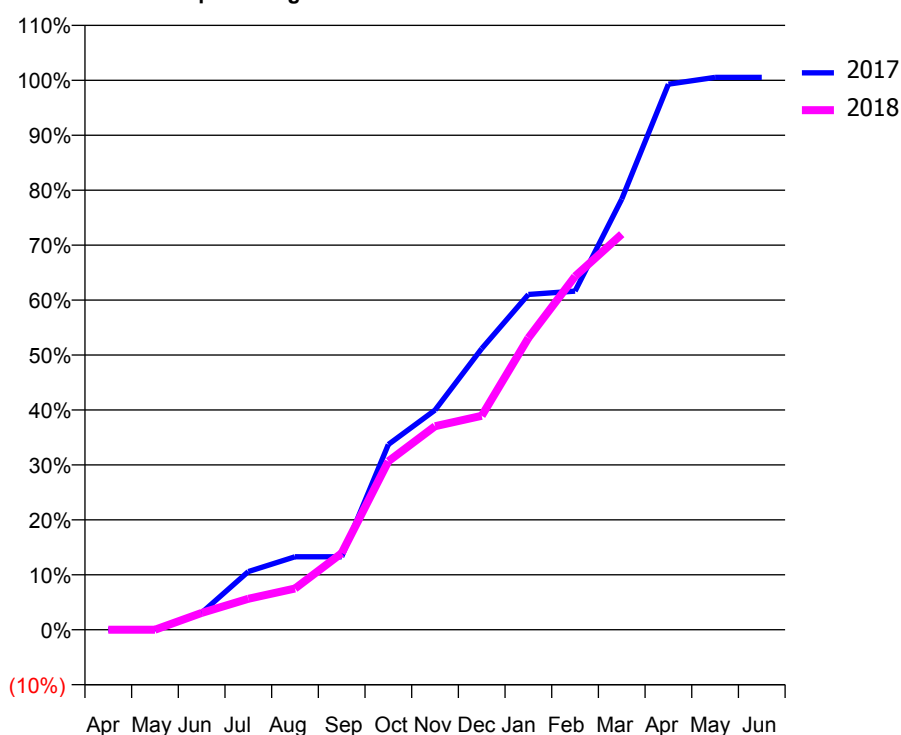
Q66 - Vital Signs Orthodontic At a Glance Contract Report for 642363/0001 - March 2018

Name or company name	MISS PM TEBBETT	17/18 Contracted general activity (UDA)	0
Contract type name	PDS Contract	Carry forward general activity (UDA)	0
Purpose of contract	Orthodontic	17/18 Contracted orthodontic activity (UOA)	3,414
Contract start date	01/04/2006	Carry forward orthodontic activity (UOA)	0
Contract end date	31/03/2019	Baseline contract value	£236,924.90

ACCESS	Contract	England and Wales
24 month ratio of assessments to patient IDs	1.00	1.04

ACTIVITY	Contract
Contract assess and fit appliances (case starts) as a percentage of Area Team case starts	2.8 %

Cumulative percentage of contracted UOA delivered 2017 & 2018



Month	Adjusted Scheduled Activity (UOA)		
	2016	2017	2018
April	0	0	0
May	31	0	0
June	31	106	105
July	31	362	193
August	543	454	256
September	543	454	476
October	941	1,151	1,047
November	1,203	1,365	1,265
December	1,458	1,747	1,329
January	1,586	2,083	1,813
February	2,103	2,104	2,196
March	2,314	2,676	2,458
April	3,116	3,390	
May	3,414	3,432	
June	3,414	3,432	

QUALITY (rolling 12 month period)

	Contract Quantity	Contract Base Number	Contract *	Area Team	Region	England
% of all assessments that were assess and fit appliances (case starts)	154	185	83.2%	63.7%	62.5%	60.1%
% of all assessments that were assess and refuse	31	185	16.8%	10.0%	10.1%	11.3%
% of all assessments that were assess and review	0	185	0.0%	26.3%	27.4%	28.6%
% of case starts with a reported IOTN of 3 and Aesthetic Component of 5 or below	0	154	N/A	0.1%	0.1%	0.1%
% of case starts with a reported IOTN of 3 and Aesthetic Component of 6 or above	3	154	1.9%	3.7%	3.4%	4.1%
% of case starts with a reported IOTN of 4	120	154	77.9%	76.0%	77.7%	77.7%
% of case starts with a reported IOTN of 5	31	154	20.1%	19.5%	17.4%	16.8 %
% of concluded courses in receipt of dual-arch fixed appliances	112	136	82.4%	81.5%	73.0%	73.8%
% of concluded courses where treatment was abandoned or discontinued	5	136	3.7%	5.7%	6.3%	7.0%
% of patients satisfied with the treatment they have received	5	5	100.0%	97.8%	96.0%	96.0%

* Figures in italics indicate that the base number is less than 100.

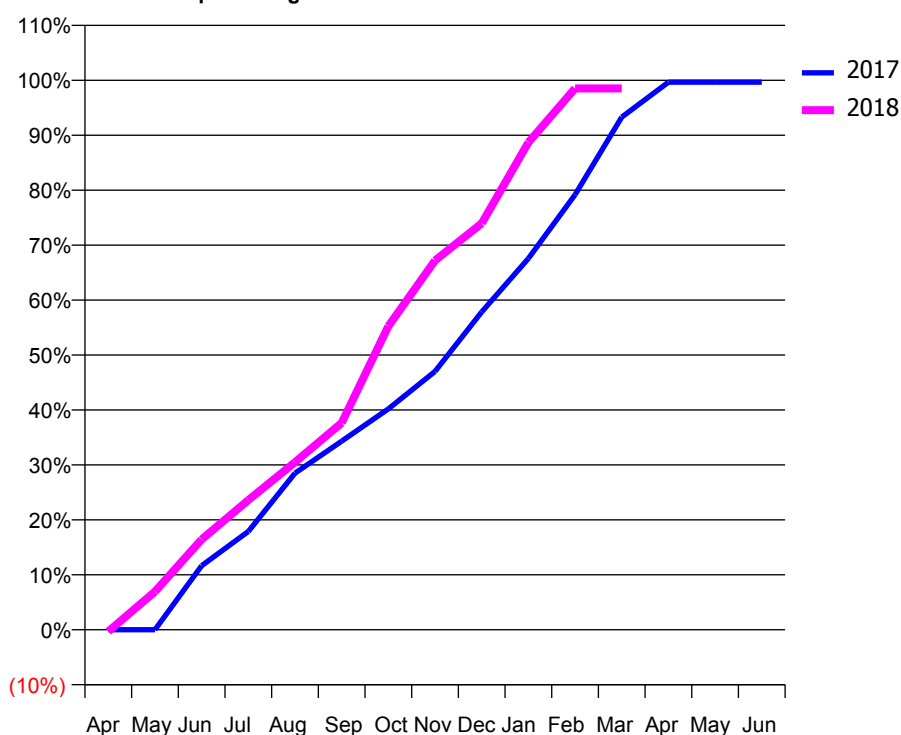
Q66 - Vital Signs Orthodontic At a Glance Contract Report for 731862/0001 - March 2018

Name or company name	MR SJ MORRIS	17/18 Contracted general activity (UDA)	0
Contract type name	PDS Contract	Carry forward general activity (UDA)	0
Purpose of contract	Orthodontic	17/18 Contracted orthodontic activity (UOA)	4,447
Contract start date	01/04/2006	Carry forward orthodontic activity (UOA)	15
Contract end date	31/03/2019	Baseline contract value	£308,809.33

ACCESS	Contract	England and Wales
24 month ratio of assessments to patient IDs	1.02	1.04

ACTIVITY	Contract
Contract assess and fit appliances (case starts) as a percentage of Area Team case starts	3.9 %

Cumulative percentage of contracted UOA delivered 2017 & 2018



Month	Adjusted Scheduled Activity (UOA)		
	2016	2017	2018
April	361	0	-15
May	1,252	0	309
June	1,611	519	731
July	2,139	796	1,049
August	2,331	1,268	1,356
September	2,331	1,526	1,674
October	2,979	1,788	2,457
November	3,239	2,091	2,989
December	3,239	2,572	3,289
January	3,239	3,005	3,944
February	4,032	3,521	4,381
March	4,358	4,149	4,381
April	4,507	4,431	
May	4,507	4,431	
June	4,508	4,432	

QUALITY (rolling 12 month period)

	Contract Quantity	Contract Base Number	Contract *	Area Team	Region	England
% of all assessments that were assess and fit appliances (case starts)	215	395	54.4%	63.7%	62.5%	60.1%
% of all assessments that were assess and refuse	15	395	3.8%	10.0%	10.1%	11.3%
% of all assessments that were assess and review	165	395	41.8%	26.3%	27.4%	28.6%
% of case starts with a reported IOTN of 3 and Aesthetic Component of 5 or below	1	215	0.5%	0.1%	0.1%	0.1%
% of case starts with a reported IOTN of 3 and Aesthetic Component of 6 or above	0	215	N/A	3.7%	3.4%	4.1%
% of case starts with a reported IOTN of 4	164	215	76.3%	76.0%	77.7%	77.7%
% of case starts with a reported IOTN of 5	49	215	22.8%	19.5%	17.4%	16.8 %
% of concluded courses in receipt of dual-arch fixed appliances	161	175	92.0%	81.5%	73.0%	73.8%
% of concluded courses where treatment was abandoned or discontinued	10	175	5.7%	5.7%	6.3%	7.0%
% of patients satisfied with the treatment they have received	7	7	100.0%	97.8%	96.0%	96.0%

* Figures in italics indicate that the base number is less than 100.

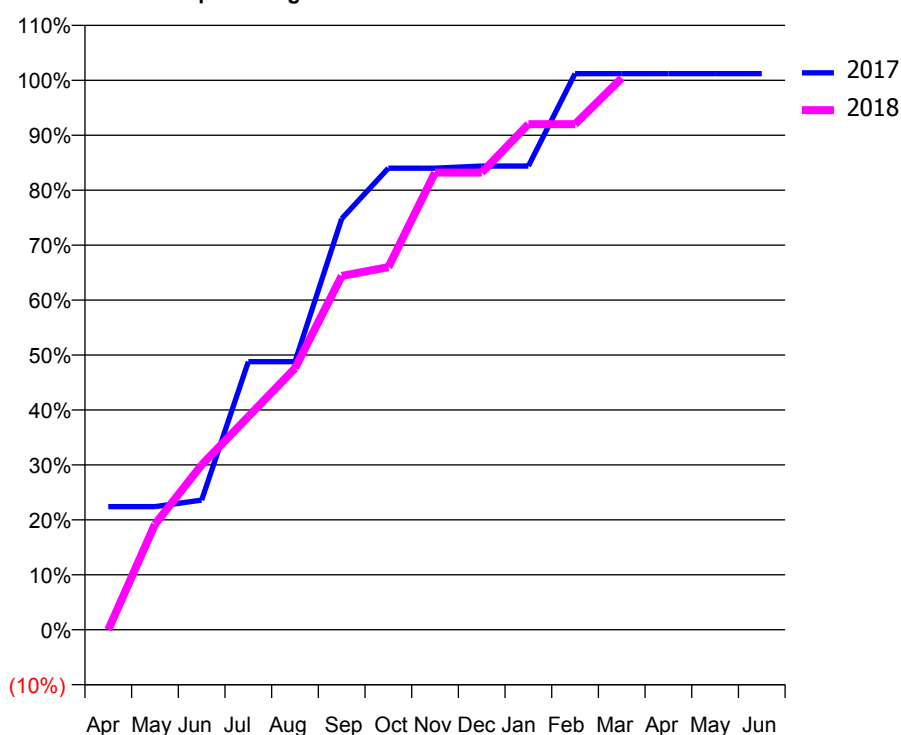
Q66 - Vital Signs Orthodontic At a Glance Contract Report for 738964/0001 - March 2018

Name or company name	MR PA BALDWIN	17/18 Contracted general activity (UDA)	1,815
Contract type name	GDS Contract	Carry forward general activity (UDA)	0
Purpose of contract	General and Orthodontic	17/18 Contracted orthodontic activity (UOA)	250
Contract start date	01/06/2014	Carry forward orthodontic activity (UOA)	0
Contract end date		Baseline contract value	£62,148.04

ACCESS	Contract	England and Wales
24 month ratio of assessments to patient IDs	1.04	1.04

ACTIVITY	Contract
Contract assess and fit appliances (case starts) as a percentage of Area Team case starts	0.2 %

Cumulative percentage of contracted UOA delivered 2017 & 2018



Month	Adjusted Scheduled Activity (UOA)		
	2016	2017	2018
April	-4	56	0
May	-4	56	48
June	0	59	75
July	23	122	97
August	23	122	119
September	130	187	161
October	193	210	165
November	193	210	208
December	193	211	208
January	197	211	230
February	218	253	230
March	218	253	251
April	242	253	
May	242	253	
June	242	253	

QUALITY (rolling 12 month period)

	Contract Quantity	Contract Base Number	Contract *	Area Team	Region	England
% of all assessments that were assess and fit appliances (case starts)	12	28	42.9%	63.7%	62.5%	60.1%
% of all assessments that were assess and refuse	6	28	21.4%	10.0%	10.1%	11.3%
% of all assessments that were assess and review	10	28	35.7%	26.3%	27.4%	28.6%
% of case starts with a reported IOTN of 3 and Aesthetic Component of 5 or below	0	12	<i>N/A</i>	0.1%	0.1%	0.1%
% of case starts with a reported IOTN of 3 and Aesthetic Component of 6 or above	0	12	<i>N/A</i>	3.7%	3.4%	4.1%
% of case starts with a reported IOTN of 4	11	12	91.7%	76.0%	77.7%	77.7%
% of case starts with a reported IOTN of 5	1	12	8.3%	19.5%	17.4%	16.8 %
% of concluded courses in receipt of dual-arch fixed appliances	0	10	<i>N/A</i>	81.5%	73.0%	73.8%
% of concluded courses where treatment was abandoned or discontinued	2	10	20.0%	5.7%	6.3%	7.0%
% of patients satisfied with the treatment they have received	0	0	<i>N/A</i>	97.8%	96.0%	96.0%

* Figures in italics indicate that the base number is less than 100.

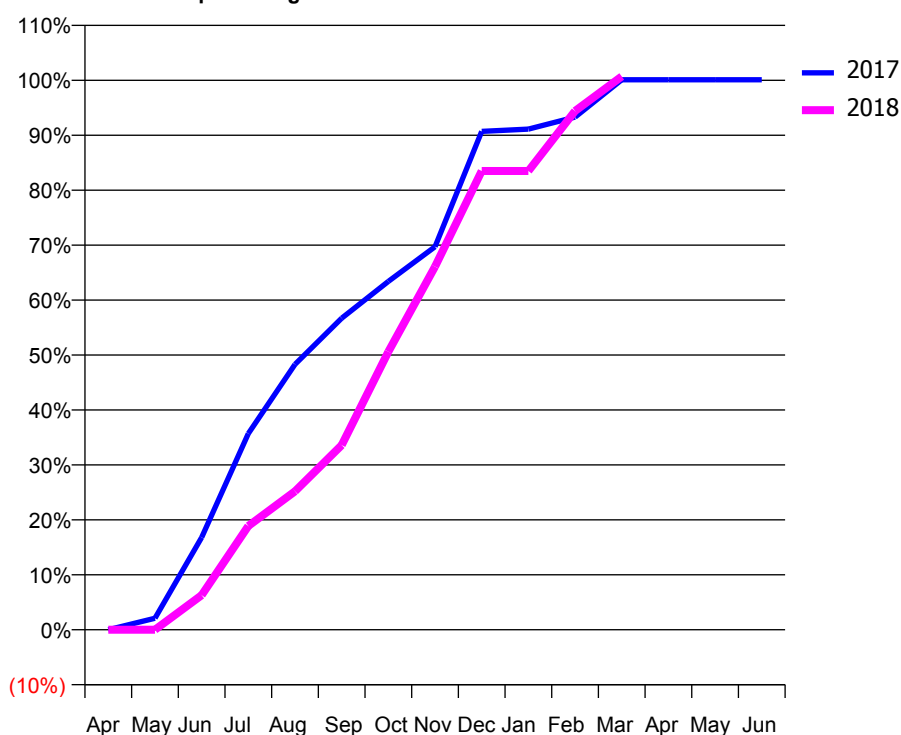
Q66 - Vital Signs Orthodontic At a Glance Contract Report for 762520/0001 - March 2018

Name or company name	Castle View Dental Practice	17/18 Contracted general activity (UDA)	31,724
Contract type name	Pilot Contract	Carry forward general activity (UDA)	0
Purpose of contract	General and Orthodontic	17/18 Contracted orthodontic activity (UOA)	1,000
Contract start date	01/09/2013	Carry forward orthodontic activity (UOA)	0
Contract end date		Baseline contract value	£1,041,455.12

ACCESS	Contract	England and Wales
24 month ratio of assessments to patient IDs	1.00	1.04

ACTIVITY	Contract
Contract assess and fit appliances (case starts) as a percentage of Area Team case starts	0.9 %

Cumulative percentage of contracted UOA delivered 2017 & 2018



Month	Adjusted Scheduled Activity (UOA)		
	2016	2017	2018
April	0	0	0
May	147	21	0
June	294	168	63
July	546	357	189
August	631	483	252
September	694	567	336
October	757	634	506
November	799	697	661
December	883	907	835
January	904	911	835
February	907	933	944
March	993	1,001	1,007
April	1,019	1,001	
May	1,019	1,001	
June	1,019	1,001	

QUALITY (rolling 12 month period)

	Contract Quantity	Contract Base Number	Contract *	Area Team	Region	England
% of all assessments that were assess and fit appliances (case starts)	51	55	92.7%	63.7%	62.5%	60.1%
% of all assessments that were assess and refuse	3	55	5.5%	10.0%	10.1%	11.3%
% of all assessments that were assess and review	1	55	1.8%	26.3%	27.4%	28.6%
% of case starts with a reported IOTN of 3 and Aesthetic Component of 5 or below	0	51	<i>N/A</i>	0.1%	0.1%	0.1%
% of case starts with a reported IOTN of 3 and Aesthetic Component of 6 or above	2	51	3.9%	3.7%	3.4%	4.1%
% of case starts with a reported IOTN of 4	39	51	76.5%	76.0%	77.7%	77.7%
% of case starts with a reported IOTN of 5	10	51	19.6%	19.5%	17.4%	16.8 %
% of concluded courses in receipt of dual-arch fixed appliances	22	36	61.1%	81.5%	73.0%	73.8%
% of concluded courses where treatment was abandoned or discontinued	10	36	27.8%	5.7%	6.3%	7.0%
% of patients satisfied with the treatment they have received	4	4	100.0%	97.8%	96.0%	96.0%

* Figures in italics indicate that the base number is less than 100.

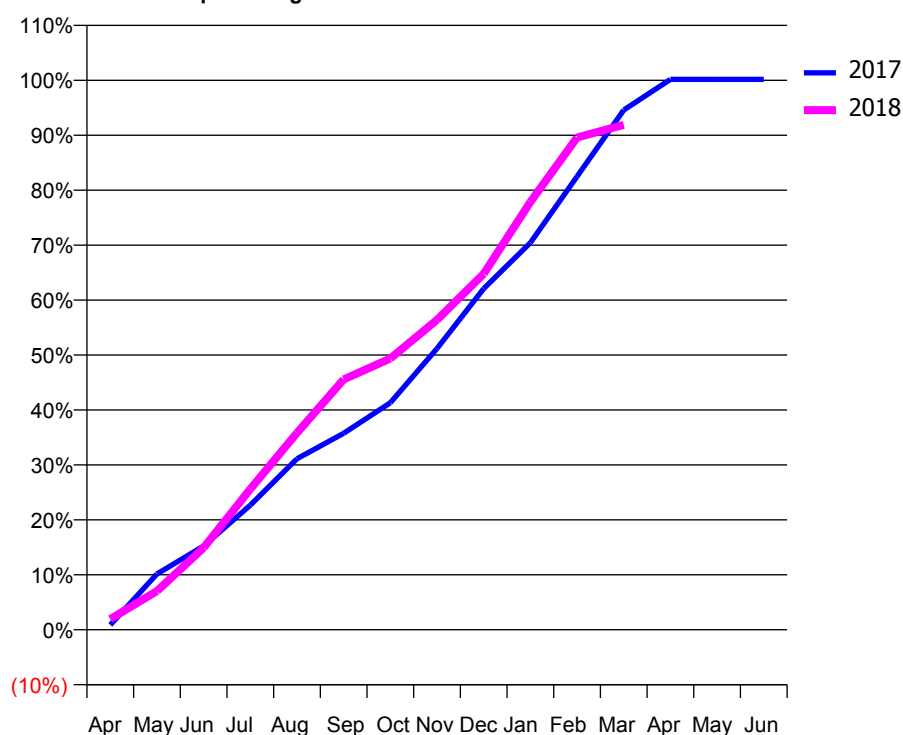
Q66 - Vital Signs Orthodontic At a Glance Contract Report for 833533/0001 - March 2018

Name or company name	MR A GREEN	17/18 Contracted general activity (UDA)	0
Contract type name	PDS Contract	Carry forward general activity (UDA)	0
Purpose of contract	Orthodontic	17/18 Contracted orthodontic activity (UOA)	4,528
Contract start date	01/04/2006	Carry forward orthodontic activity (UOA)	0
Contract end date	31/03/2019	Baseline contract value	£297,007.71

ACCESS	Contract	England and Wales
24 month ratio of assessments to patient IDs	1.00	1.04

ACTIVITY	Contract
Contract assess and fit appliances (case starts) as a percentage of Area Team case starts	3.8 %

Cumulative percentage of contracted UOA delivered 2017 & 2018



Month	Adjusted Scheduled Activity (UOA)		
	2016	2017	2018
April	191	40	88
May	562	460	319
June	905	691	676
July	1,180	1,027	1,160
August	1,831	1,409	1,622
September	2,356	1,619	2,063
October	2,547	1,871	2,235
November	2,946	2,318	2,554
December	3,349	2,811	2,933
January	3,433	3,189	3,526
February	4,042	3,735	4,056
March	4,253	4,283	4,161
April	4,505	4,535	
May	4,505	4,535	
June	4,505	4,535	

QUALITY (rolling 12 month period)

	Contract Quantity	Contract Base Number	Contract *	Area Team	Region	England
% of all assessments that were assess and fit appliances (case starts)	212	224	94.6%	63.7%	62.5%	60.1%
% of all assessments that were assess and refuse	5	224	2.2%	10.0%	10.1%	11.3%
% of all assessments that were assess and review	7	224	3.1%	26.3%	27.4%	28.6%
% of case starts with a reported IOTN of 3 and Aesthetic Component of 5 or below	0	212	N/A	0.1%	0.1%	0.1%
% of case starts with a reported IOTN of 3 and Aesthetic Component of 6 or above	0	212	N/A	3.7%	3.4%	4.1%
% of case starts with a reported IOTN of 4	168	212	79.2%	76.0%	77.7%	77.7%
% of case starts with a reported IOTN of 5	42	212	19.8%	19.5%	17.4%	16.8 %
% of concluded courses in receipt of dual-arch fixed appliances	192	209	91.9%	81.5%	73.0%	73.8%
% of concluded courses where treatment was abandoned or discontinued	8	209	3.8%	5.7%	6.3%	7.0%
% of patients satisfied with the treatment they have received	7	7	100.0%	97.8%	96.0%	96.0%

* Figures in italics indicate that the base number is less than 100.

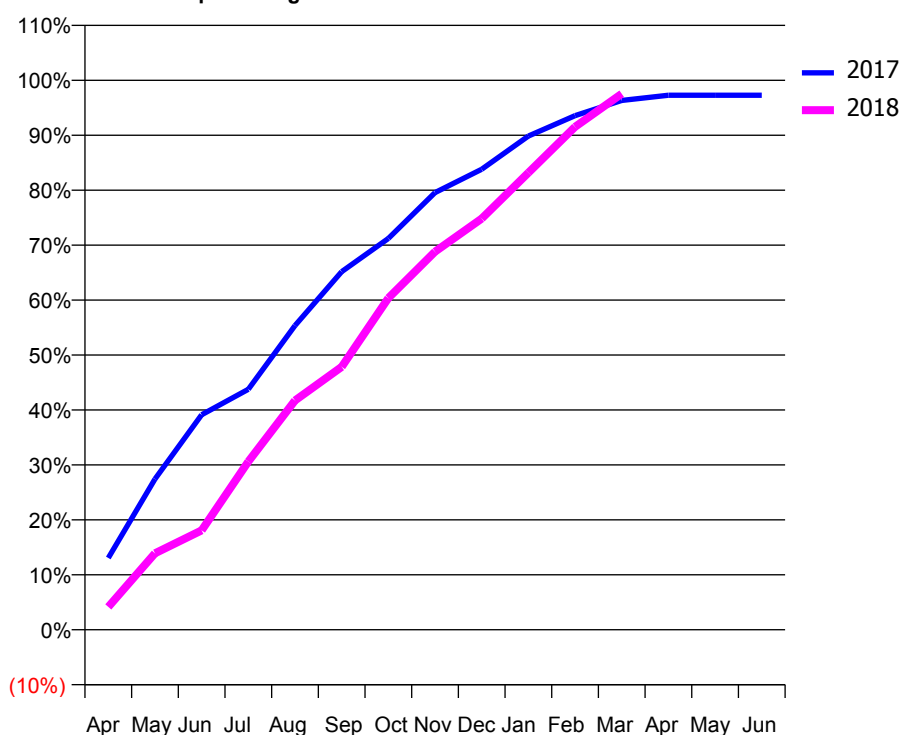
Q66 - Vital Signs Orthodontic At a Glance Contract Report for 916498/0001 - March 2018

Name or company name	MR RA SNELGROVE	17/18 Contracted general activity (UDA)	0
Contract type name	PDS Contract	Carry forward general activity (UDA)	0
Purpose of contract	Orthodontic	17/18 Contracted orthodontic activity (UOA)	4,529
Contract start date	01/04/2006	Carry forward orthodontic activity (UOA)	0
Contract end date	31/03/2019	Baseline contract value	£297,007.71

ACCESS	Contract	England and Wales
24 month ratio of assessments to patient IDs	1.00	1.04

ACTIVITY	Contract
Contract assess and fit appliances (case starts) as a percentage of Area Team case starts	3.8 %

Cumulative percentage of contracted UOA delivered 2017 & 2018



Month	Adjusted Scheduled Activity (UOA)		
	2016	2017	2018
April	206	592	189
May	766	1,243	630
June	1,103	1,772	819
July	1,502	1,982	1,386
August	2,405	2,507	1,890
September	2,995	2,952	2,167
October	3,184	3,225	2,734
November	3,583	3,603	3,116
December	4,129	3,796	3,389
January	4,381	4,069	3,767
February	4,654	4,237	4,145
March	4,676	4,363	4,418
April	4,676	4,405	
May	4,676	4,405	
June	4,676	4,405	

QUALITY (rolling 12 month period)

	Contract Quantity	Contract Base Number	Contract *	Area Team	Region	England
% of all assessments that were assess and fit appliances (case starts)	214	214	100.0%	63.7%	62.5%	60.1%
% of all assessments that were assess and refuse	0	214	0.0%	10.0%	10.1%	11.3%
% of all assessments that were assess and review	0	214	0.0%	26.3%	27.4%	28.6%
% of case starts with a reported IOTN of 3 and Aesthetic Component of 5 or below	0	214	N/A	0.1%	0.1%	0.1%
% of case starts with a reported IOTN of 3 and Aesthetic Component of 6 or above	0	214	N/A	3.7%	3.4%	4.1%
% of case starts with a reported IOTN of 4	164	214	76.6%	76.0%	77.7%	77.7%
% of case starts with a reported IOTN of 5	49	214	22.9%	19.5%	17.4%	16.8 %
% of concluded courses in receipt of dual-arch fixed appliances	167	195	85.6%	81.5%	73.0%	73.8%
% of concluded courses where treatment was abandoned or discontinued	20	195	10.3%	5.7%	6.3%	7.0%
% of patients satisfied with the treatment they have received	7	7	100.0%	97.8%	96.0%	96.0%

* Figures in italics indicate that the base number is less than 100.

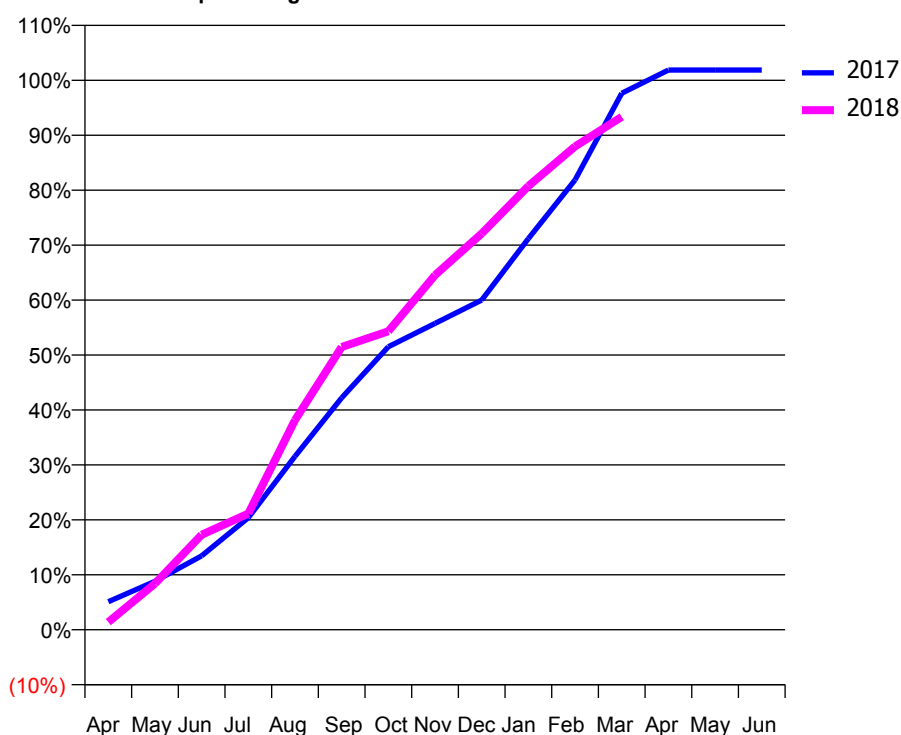
Q66 - Vital Signs Orthodontic At a Glance Contract Report for 921181/0001 - March 2018

Name or company name	MISS J DAVIES	17/18 Contracted general activity (UDA)	0
Contract type name	PDS Contract	Carry forward general activity (UDA)	0
Purpose of contract	Orthodontic	17/18 Contracted orthodontic activity (UOA)	4,528
Contract start date	01/04/2006	Carry forward orthodontic activity (UOA)	0
Contract end date	31/03/2019	Baseline contract value	£297,007.71

ACCESS	Contract	England and Wales
24 month ratio of assessments to patient IDs	1.01	1.04

ACTIVITY	Contract
Contract assess and fit appliances (case starts) as a percentage of Area Team case starts	3.7 %

Cumulative percentage of contracted UOA delivered 2017 & 2018



Month	Adjusted Scheduled Activity (UOA)		
	2016	2017	2018
April	131	231	63
May	495	399	381
June	741	609	783
July	859	924	958
August	1,350	1,429	1,728
September	1,780	1,912	2,330
October	2,242	2,332	2,460
November	2,548	2,525	2,922
December	3,095	2,717	3,265
January	3,284	3,224	3,656
February	3,853	3,707	3,983
March	4,147	4,421	4,227
April	4,567	4,612	
May	4,567	4,612	
June	4,567	4,612	

QUALITY (rolling 12 month period)	Contract Quantity	Contract Base Number	Contract *	Area Team	Region	England
% of all assessments that were assess and fit appliances (case starts)	206	313	65.8%	63.7%	62.5%	60.1%
% of all assessments that were assess and refuse	2	313	0.6%	10.0%	10.1%	11.3%
% of all assessments that were assess and review	105	313	33.5%	26.3%	27.4%	28.6%
% of case starts with a reported IOTN of 3 and Aesthetic Component of 5 or below	0	206	N/A	0.1%	0.1%	0.1%
% of case starts with a reported IOTN of 3 and Aesthetic Component of 6 or above	0	206	N/A	3.7%	3.4%	4.1%
% of case starts with a reported IOTN of 4	168	206	81.6%	76.0%	77.7%	77.7%
% of case starts with a reported IOTN of 5	38	206	18.4%	19.5%	17.4%	16.8 %
% of concluded courses in receipt of dual-arch fixed appliances	161	168	95.8%	81.5%	73.0%	73.8%
% of concluded courses where treatment was abandoned or discontinued	2	168	1.2%	5.7%	6.3%	7.0%
% of patients satisfied with the treatment they have received	9	9	100.0%	97.8%	96.0%	96.0%

* Figures in italics indicate that the base number is less than 100.

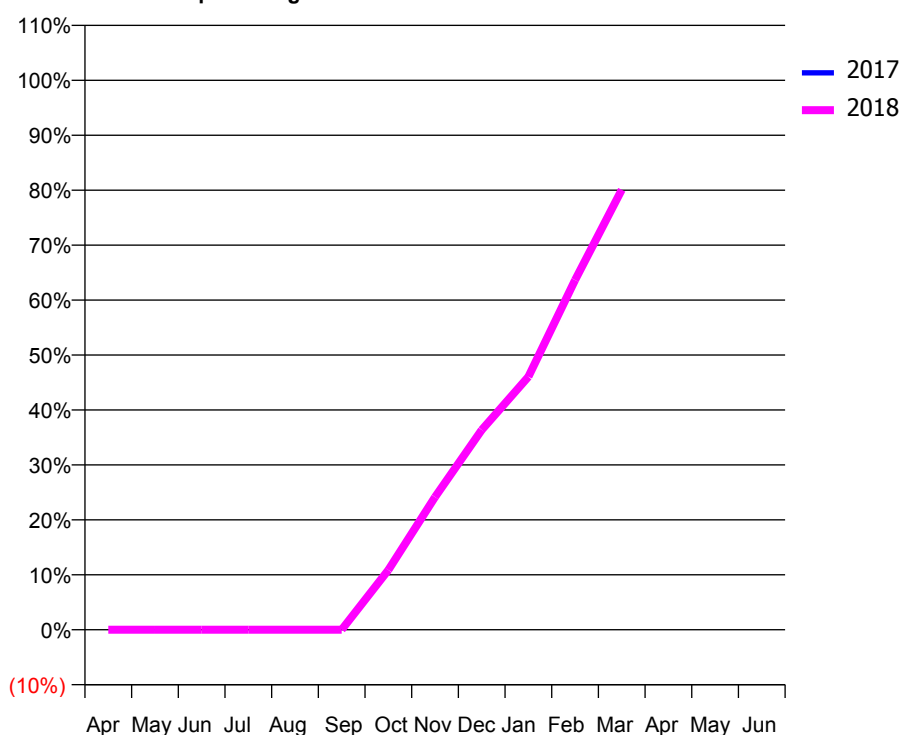
Q67 - Vital Signs Orthodontic At a Glance Contract Report for 100487/0000 - March 2018

Name or company name	Mid Kent Orthodontics Limited	17/18 Contracted general activity (UDA)	0
Contract type name	PDS Contract	Carry forward general activity (UDA)	0
Purpose of contract	Orthodontic	17/18 Contracted orthodontic activity (UOA)	11,479
Contract start date	01/08/2017	Carry forward orthodontic activity (UOA)	0
Contract end date	31/03/2019	Baseline contract value	£662,013.47

ACCESS	Contract	England and Wales
24 month ratio of assessments to patient IDs	1.00	1.04

ACTIVITY	Contract
Contract assess and fit appliances (case starts) as a percentage of Area Team case starts	4.8 %

Cumulative percentage of contracted UOA delivered 2017 & 2018



Month	Adjusted Scheduled Activity (UOA)		
	2016	2017	2018
April		0	0
May		0	0
June		0	0
July		0	0
August		0	0
September		0	0
October		0	1,250
November		0	2,772
December		0	4,175
January		0	5,286
February		0	7,305
March		0	9,191
April		0	
May		0	
June		0	

QUALITY (rolling 12 month period)

	Contract Quantity	Contract Base Number	Contract *	Area Team	Region	England
% of all assessments that were assess and fit appliances (case starts)	434	579	75.0%	77.5%	62.5%	60.1%
% of all assessments that were assess and refuse	35	579	6.0%	6.9%	10.1%	11.3%
% of all assessments that were assess and review	110	579	19.0%	15.6%	27.4%	28.6%
% of case starts with a reported IOTN of 3 and Aesthetic Component of 5 or below	0	434	N/A	0.0%	0.1%	0.1%
% of case starts with a reported IOTN of 3 and Aesthetic Component of 6 or above	0	434	N/A	2.0%	3.4%	4.1%
% of case starts with a reported IOTN of 4	353	434	81.3%	77.8%	77.7%	77.7%
% of case starts with a reported IOTN of 5	79	434	18.2%	18.4%	17.4%	16.8 %
% of concluded courses in receipt of dual-arch fixed appliances	263	382	68.8%	63.1%	73.0%	73.8%
% of concluded courses where treatment was abandoned or discontinued	10	382	2.6%	10.2%	6.3%	7.0%
% of patients satisfied with the treatment they have received	14	14	100.0%	95.5%	96.0%	96.0%

* Figures in italics indicate that the base number is less than 100.

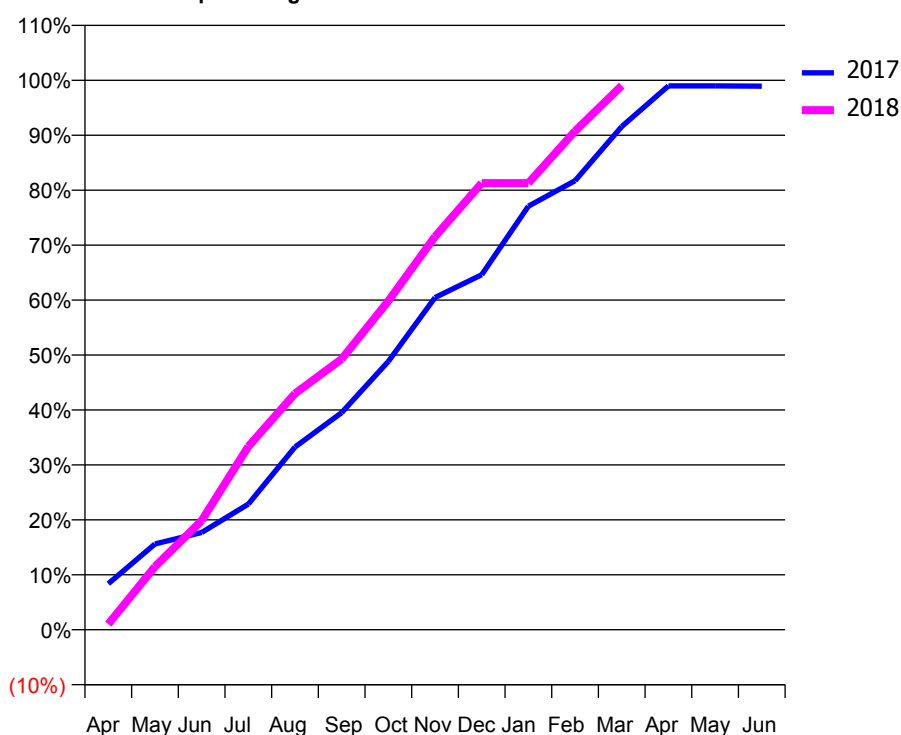
Q67 - Vital Signs Orthodontic At a Glance Contract Report for 101281/0035 - March 2018

Name or company name	OASIS DENTAL CARE LTD	17/18 Contracted general activity (UDA)	7,549
Contract type name	GDS Contract	Carry forward general activity (UDA)	-151
Purpose of contract	General and Orthodontic	17/18 Contracted orthodontic activity (UOA)	2,029
Contract start date	01/04/2006	Carry forward orthodontic activity (UOA)	22
Contract end date		Baseline contract value	£370,978.68

ACCESS	Contract	England and Wales
24 month ratio of assessments to patient IDs	1.04	1.04

ACTIVITY	Contract
Contract assess and fit appliances (case starts) as a percentage of Area Team case starts	1.2 %

Cumulative percentage of contracted UOA delivered 2017 & 2018



Month	Adjusted Scheduled Activity (UOA)		
	2016	2017	2018
April	158	170	21
May	375	317	233
June	422	359	403
July	871	464	677
August	1,191	675	872
September	1,340	802	1,000
October	1,467	991	1,214
November	1,551	1,227	1,452
December	1,574	1,311	1,649
January	1,742	1,564	1,649
February	1,994	1,658	1,841
March	2,036	1,858	2,009
April	2,036	2,008	
May	2,036	2,008	
June	2,036	2,007	

QUALITY (rolling 12 month period)

	Contract Quantity	Contract Base Number	Contract *	Area Team	Region	England
% of all assessments that were assess and fit appliances (case starts)	107	138	77.5%	77.5%	62.5%	60.1%
% of all assessments that were assess and refuse	10	138	7.2%	6.9%	10.1%	11.3%
% of all assessments that were assess and review	21	138	15.2%	15.6%	27.4%	28.6%
% of case starts with a reported IOTN of 3 and Aesthetic Component of 5 or below	0	107	N/A	0.0%	0.1%	0.1%
% of case starts with a reported IOTN of 3 and Aesthetic Component of 6 or above	3	107	2.8%	2.0%	3.4%	4.1%
% of case starts with a reported IOTN of 4	83	107	77.6%	77.8%	77.7%	77.7%
% of case starts with a reported IOTN of 5	21	107	19.6%	18.4%	17.4%	16.8 %
% of concluded courses in receipt of dual-arch fixed appliances	68	73	93.2%	63.1%	73.0%	73.8%
% of concluded courses where treatment was abandoned or discontinued	4	73	5.5%	10.2%	6.3%	7.0%
% of patients satisfied with the treatment they have received	2	2	100.0%	95.5%	96.0%	96.0%

* Figures in italics indicate that the base number is less than 100.

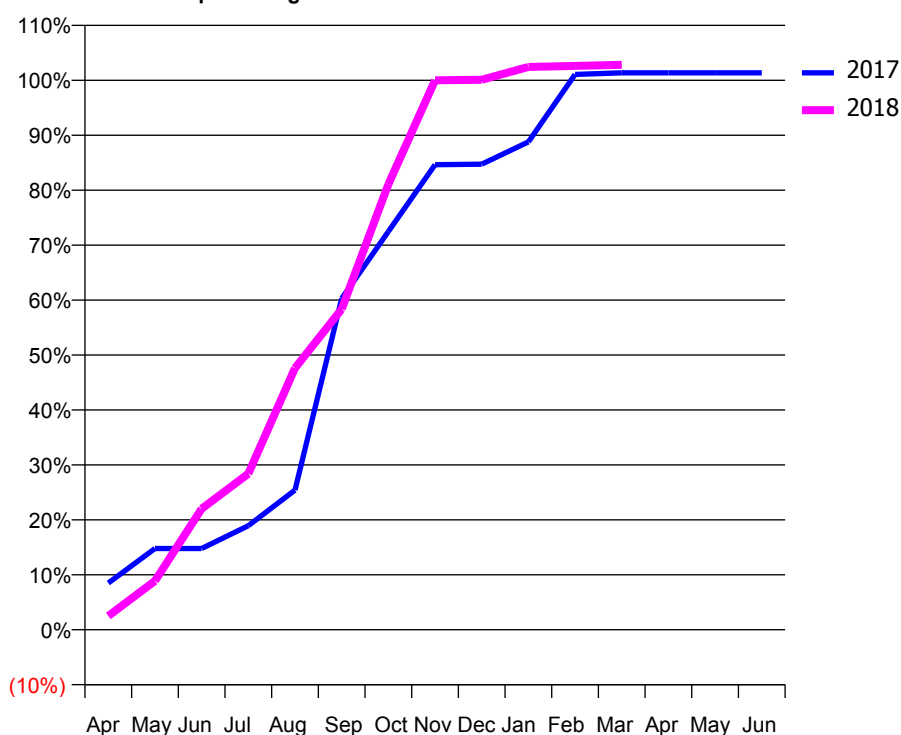
Q67 - Vital Signs Orthodontic At a Glance Contract Report for 101281/0105 - March 2018

Name or company name	OASIS DENTAL CARE LTD	17/18 Contracted general activity (UDA)	19,191
Contract type name	GDS Contract	Carry forward general activity (UDA)	610
Purpose of contract	General and Orthodontic	17/18 Contracted orthodontic activity (UOA)	1,035
Contract start date	01/04/2006	Carry forward orthodontic activity (UOA)	0
Contract end date		Baseline contract value	£504,981.11

ACCESS	Contract	England and Wales
24 month ratio of assessments to patient IDs	1.01	1.04

ACTIVITY	Contract
Contract assess and fit appliances (case starts) as a percentage of Area Team case starts	0.5 %

Cumulative percentage of contracted UOA delivered 2017 & 2018



Month	Adjusted Scheduled Activity (UOA)		
	2016	2017	2018
April	17	88	26
May	127	153	92
June	215	153	228
July	326	196	294
August	482	263	493
September	531	624	604
October	620	750	839
November	709	876	1,035
December	778	877	1,036
January	799	919	1,060
February	968	1,046	1,062
March	1,036	1,049	1,064
April	1,038	1,049	
May	1,038	1,049	
June	1,038	1,049	

QUALITY (rolling 12 month period)

	Contract Quantity	Contract Base Number	Contract *	Area Team	Region	England
% of all assessments that were assess and fit appliances (case starts)	48	104	46.2%	77.5%	62.5%	60.1%
% of all assessments that were assess and refuse	56	104	53.8%	6.9%	10.1%	11.3%
% of all assessments that were assess and review	0	104	0.0%	15.6%	27.4%	28.6%
% of case starts with a reported IOTN of 3 and Aesthetic Component of 5 or below	0	48	<i>N/A</i>	0.0%	0.1%	0.1%
% of case starts with a reported IOTN of 3 and Aesthetic Component of 6 or above	19	48	39.6%	2.0%	3.4%	4.1%
% of case starts with a reported IOTN of 4	21	48	43.8%	77.8%	77.7%	77.7%
% of case starts with a reported IOTN of 5	8	48	16.7%	18.4%	17.4%	16.8 %
% of concluded courses in receipt of dual-arch fixed appliances	47	54	87.0%	63.1%	73.0%	73.8%
% of concluded courses where treatment was abandoned or discontinued	4	54	7.4%	10.2%	6.3%	7.0%
% of patients satisfied with the treatment they have received	1	1	100.0%	95.5%	96.0%	96.0%

* Figures in italics indicate that the base number is less than 100.

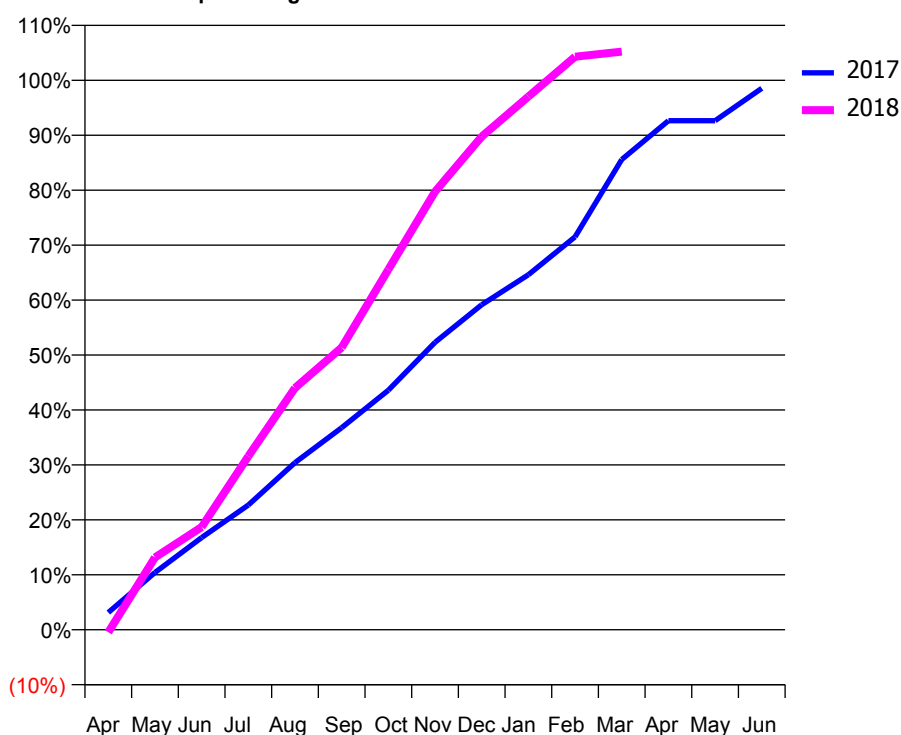
Q67 - Vital Signs Orthodontic At a Glance Contract Report for 101281/0210 - March 2018

Name or company name	OASIS DENTAL CARE LTD	17/18 Contracted general activity (UDA)	0
Contract type name	PDS Contract	Carry forward general activity (UDA)	0
Purpose of contract	Orthodontic	17/18 Contracted orthodontic activity (UOA)	4,630
Contract start date	01/09/2009	Carry forward orthodontic activity (UOA)	68
Contract end date	31/08/2019	Baseline contract value	£306,310.80

ACCESS	Contract	England and Wales
24 month ratio of assessments to patient IDs	1.07	1.04

ACTIVITY	Contract
Contract assess and fit appliances (case starts) as a percentage of Area Team case starts	3.0 %

Cumulative percentage of contracted UOA delivered 2017 & 2018



Month	Adjusted Scheduled Activity (UOA)		
	2016	2017	2018
April	311	146	-22
May	999	483	610
June	1,200	777	866
July	2,153	1,051	1,462
August	2,523	1,408	2,038
September	2,717	1,703	2,378
October	2,957	2,018	3,035
November	3,380	2,422	3,691
December	3,615	2,739	4,156
January	3,762	2,992	4,492
February	4,312	3,311	4,829
March	4,480	3,962	4,871
April	4,608	4,289	
May	4,608	4,289	
June	4,608	4,562	

QUALITY (rolling 12 month period)

	Contract Quantity	Contract Base Number	Contract *	Area Team	Region	England
% of all assessments that were assess and fit appliances (case starts)	276	290	95.2%	77.5%	62.5%	60.1%
% of all assessments that were assess and refuse	5	290	1.7%	6.9%	10.1%	11.3%
% of all assessments that were assess and review	9	290	3.1%	15.6%	27.4%	28.6%
% of case starts with a reported IOTN of 3 and Aesthetic Component of 5 or below	0	276	N/A	0.0%	0.1%	0.1%
% of case starts with a reported IOTN of 3 and Aesthetic Component of 6 or above	6	276	2.2%	2.0%	3.4%	4.1%
% of case starts with a reported IOTN of 4	200	276	72.5%	77.8%	77.7%	77.7%
% of case starts with a reported IOTN of 5	68	276	24.6%	18.4%	17.4%	16.8 %
% of concluded courses in receipt of dual-arch fixed appliances	55	226	24.3%	63.1%	73.0%	73.8%
% of concluded courses where treatment was abandoned or discontinued	4	226	1.8%	10.2%	6.3%	7.0%
% of patients satisfied with the treatment they have received	8	8	100.0%	95.5%	96.0%	96.0%

* Figures in italics indicate that the base number is less than 100.

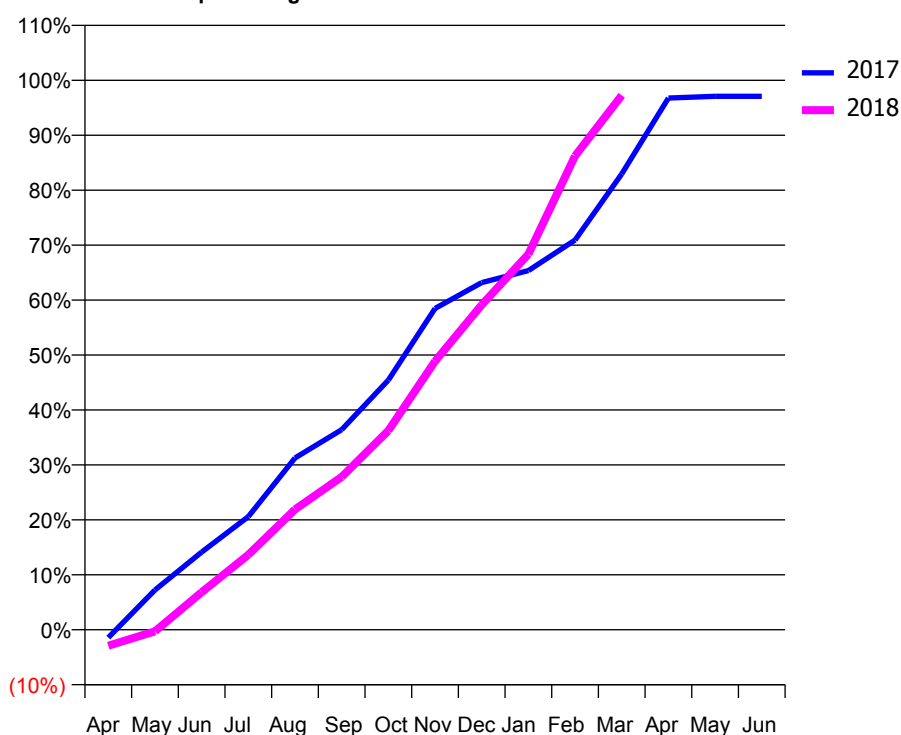
Q67 - Vital Signs Orthodontic At a Glance Contract Report for 115924/0001 - March 2018

Name or company name	Aligndent NK Ltd	17/18 Contracted general activity (UDA)	0
Contract type name	PDS Contract	Carry forward general activity (UDA)	0
Purpose of contract	Orthodontic	17/18 Contracted orthodontic activity (UOA)	13,600
Contract start date	01/04/2013	Carry forward orthodontic activity (UOA)	398
Contract end date	31/03/2019	Baseline contract value	£781,237.90

ACCESS	Contract	England and Wales
24 month ratio of assessments to patient IDs	1.00	1.04

ACTIVITY	Contract
Contract assess and fit appliances (case starts) as a percentage of Area Team case starts	8.4 %

Cumulative percentage of contracted UOA delivered 2017 & 2018



Month	Adjusted Scheduled Activity (UOA)		
	2016	2017	2018
April	-25	-197	-398
May	692	984	-41
June	1,467	1,924	929
July	3,523	2,801	1,857
August	4,747	4,253	2,979
September	6,338	4,952	3,785
October	7,439	6,179	4,929
November	8,777	7,953	6,644
December	9,540	8,592	8,042
January	9,876	8,888	9,294
February	12,015	9,646	11,727
March	12,429	11,282	13,226
April	13,151	13,159	
May	13,403	13,202	
June	13,403	13,202	

QUALITY (rolling 12 month period)

	Contract Quantity	Contract Base Number	Contract *	Area Team	Region	England
% of all assessments that were assess and fit appliances (case starts)	760	793	95.8%	77.5%	62.5%	60.1%
% of all assessments that were assess and refuse	24	793	3.0%	6.9%	10.1%	11.3%
% of all assessments that were assess and review	9	793	1.1%	15.6%	27.4%	28.6%
% of case starts with a reported IOTN of 3 and Aesthetic Component of 5 or below	0	760	N/A	0.0%	0.1%	0.1%
% of case starts with a reported IOTN of 3 and Aesthetic Component of 6 or above	7	760	0.9%	2.0%	3.4%	4.1%
% of case starts with a reported IOTN of 4	582	760	76.6%	77.8%	77.7%	77.7%
% of case starts with a reported IOTN of 5	120	760	15.8%	18.4%	17.4%	16.8 %
% of concluded courses in receipt of dual-arch fixed appliances	1	612	0.2%	63.1%	73.0%	73.8%
% of concluded courses where treatment was abandoned or discontinued	40	612	6.5%	10.2%	6.3%	7.0%
% of patients satisfied with the treatment they have received	54	57	94.7%	95.5%	96.0%	96.0%

* Figures in italics indicate that the base number is less than 100.

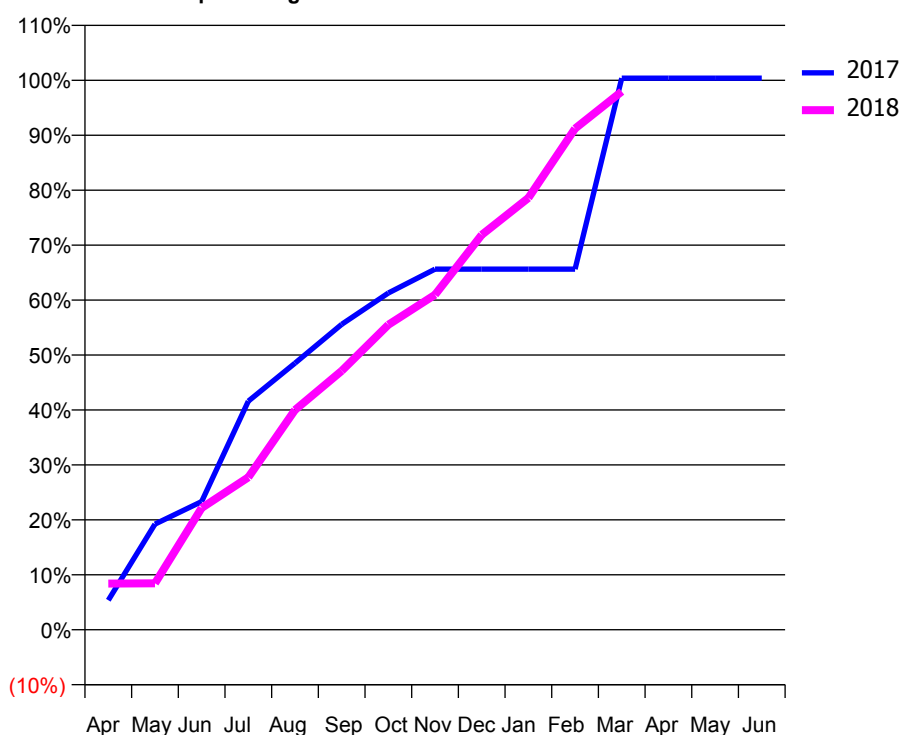
Q67 - Vital Signs Orthodontic At a Glance Contract Report for 119059/0001 - March 2018

Name or company name	Bespoke Orthodontics Ltd	17/18 Contracted general activity (UDA)	0
Contract type name	PDS Contract	Carry forward general activity (UDA)	0
Purpose of contract	Orthodontic	17/18 Contracted orthodontic activity (UOA)	1,560
Contract start date	01/04/2013	Carry forward orthodontic activity (UOA)	0
Contract end date	31/03/2019	Baseline contract value	£89,134.52

ACCESS	Contract	England and Wales
24 month ratio of assessments to patient IDs	1.00	1.04

ACTIVITY	Contract
Contract assess and fit appliances (case starts) as a percentage of Area Team case starts	0.8 %

Cumulative percentage of contracted UOA delivered 2017 & 2018



Month	Adjusted Scheduled Activity (UOA)		
	2016	2017	2018
April	95	84	131
May	206	300	132
June	347	364	346
July	347	649	433
August	597	757	624
September	599	867	735
October	599	956	866
November	894	1,024	951
December	1,132	1,024	1,121
January	1,133	1,024	1,226
February	1,352	1,024	1,423
March	1,527	1,566	1,528
April	1,553	1,566	
May	1,575	1,566	
June	1,575	1,566	

QUALITY (rolling 12 month period)	Contract Quantity	Contract Base Number	Contract *	Area Team	Region	England
% of all assessments that were assess and fit appliances (case starts)	71	129	55.0%	77.5%	62.5%	60.1%
% of all assessments that were assess and refuse	15	129	11.6%	6.9%	10.1%	11.3%
% of all assessments that were assess and review	43	129	33.3%	15.6%	27.4%	28.6%
% of case starts with a reported IOTN of 3 and Aesthetic Component of 5 or below	0	71	<i>N/A</i>	0.0%	0.1%	0.1%
% of case starts with a reported IOTN of 3 and Aesthetic Component of 6 or above	1	71	<i>1.4%</i>	2.0%	3.4%	4.1%
% of case starts with a reported IOTN of 4	50	71	<i>70.4%</i>	77.8%	77.7%	77.7%
% of case starts with a reported IOTN of 5	20	71	<i>28.2%</i>	18.4%	17.4%	16.8 %
% of concluded courses in receipt of dual-arch fixed appliances	33	51	<i>64.7%</i>	63.1%	73.0%	73.8%
% of concluded courses where treatment was abandoned or discontinued	17	51	<i>33.3%</i>	10.2%	6.3%	7.0%
% of patients satisfied with the treatment they have received	4	4	<i>100.0%</i>	95.5%	96.0%	96.0%

* Figures in italics indicate that the base number is less than 100.

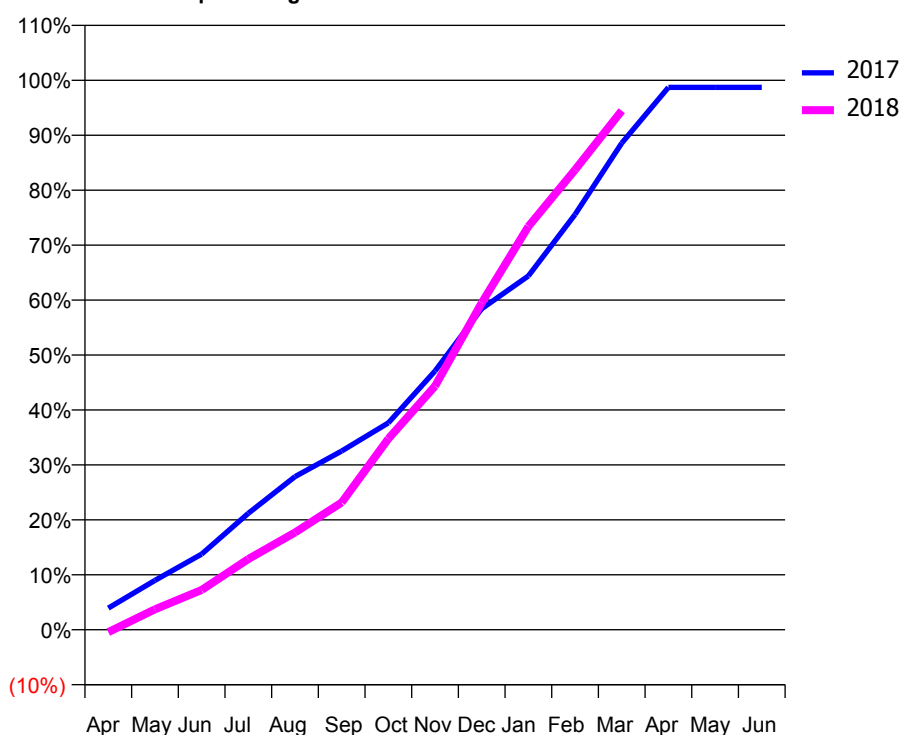
Q67 - Vital Signs Orthodontic At a Glance Contract Report for 133035/0001 - March 2018

Name or company name	Rochester Orthodontic Centre	17/18 Contracted general activity (UDA)	0
Contract type name	PDS Contract	Carry forward general activity (UDA)	0
Purpose of contract	Orthodontic	17/18 Contracted orthodontic activity (UOA)	38,257
Contract start date	07/04/2013	Carry forward orthodontic activity (UOA)	494
Contract end date	31/03/2019	Baseline contract value	£2,579,216.78

ACCESS	Contract	England and Wales
24 month ratio of assessments to patient IDs	1.00	1.04

ACTIVITY	Contract
Contract assess and fit appliances (case starts) as a percentage of Area Team case starts	21.4 %

Cumulative percentage of contracted UOA delivered 2017 & 2018



Month	Adjusted Scheduled Activity (UOA)		
	2016	2017	2018
April	356	1,506	-174
May	2,717	3,440	1,425
June	4,399	5,270	2,770
July	6,991	8,109	4,926
August	10,267	10,658	6,773
September	13,358	12,446	8,862
October	15,629	14,407	13,299
November	17,634	18,017	16,966
December	19,787	22,351	22,759
January	21,464	24,638	28,076
February	28,192	28,914	32,024
March	34,376	33,885	36,139
April	38,278	37,763	
May	38,278	37,763	
June	38,279	37,763	

QUALITY (rolling 12 month period)

	Contract Quantity	Contract Base Number	Contract *	Area Team	Region	England
% of all assessments that were assess and fit appliances (case starts)	1,942	2,049	94.8%	77.5%	62.5%	60.1%
% of all assessments that were assess and refuse	37	2,049	1.8%	6.9%	10.1%	11.3%
% of all assessments that were assess and review	70	2,049	3.4%	15.6%	27.4%	28.6%
% of case starts with a reported IOTN of 3 and Aesthetic Component of 5 or below	0	1,942	N/A	0.0%	0.1%	0.1%
% of case starts with a reported IOTN of 3 and Aesthetic Component of 6 or above	52	1,942	2.7%	2.0%	3.4%	4.1%
% of case starts with a reported IOTN of 4	1,409	1,942	72.6%	77.8%	77.7%	77.7%
% of case starts with a reported IOTN of 5	473	1,942	24.4%	18.4%	17.4%	16.8 %
% of concluded courses in receipt of dual-arch fixed appliances	1,720	1,877	91.6%	63.1%	73.0%	73.8%
% of concluded courses where treatment was abandoned or discontinued	130	1,877	6.9%	10.2%	6.3%	7.0%
% of patients satisfied with the treatment they have received	49	50	98.0%	95.5%	96.0%	96.0%

* Figures in italics indicate that the base number is less than 100.

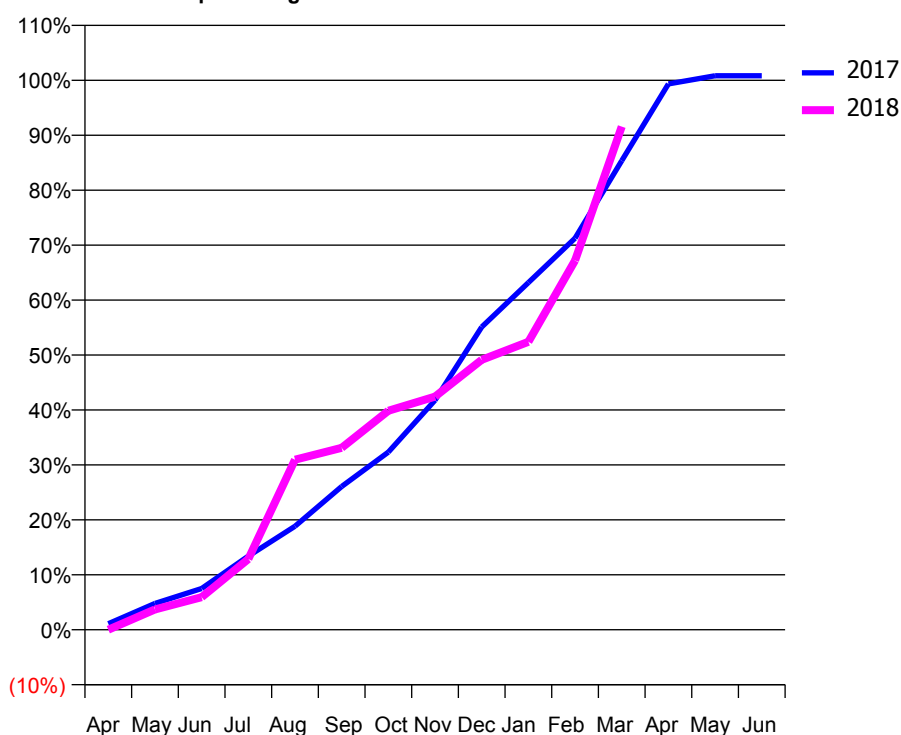
Q67 - Vital Signs Orthodontic At a Glance Contract Report for 148350/0001 - March 2018

Name or company name	Folkestone & Dover Orthodontics Limited	17/18 Contracted general activity (UDA)	0
Contract type name	PDS Contract	Carry forward general activity (UDA)	0
Purpose of contract	Orthodontic	17/18 Contracted orthodontic activity (UOA)	5,796
Contract start date	01/04/2008	Carry forward orthodontic activity (UOA)	0
Contract end date	31/03/2019	Baseline contract value	£392,707.39

ACCESS	Contract	England and Wales
24 month ratio of assessments to patient IDs	1.01	1.04

ACTIVITY	Contract
Contract assess and fit appliances (case starts) as a percentage of Area Team case starts	3.3 %

Cumulative percentage of contracted UOA delivered 2017 & 2018



Month	Adjusted Scheduled Activity (UOA)		
	2016	2017	2018
April	44	64	0
May	44	278	214
June	443	436	344
July	1,089	777	746
August	1,231	1,093	1,794
September	1,546	1,511	1,920
October	2,092	1,875	2,310
November	2,428	2,422	2,460
December	3,077	3,194	2,847
January	3,520	3,662	3,037
February	4,288	4,131	3,895
March	5,200	4,947	5,307
April	5,799	5,758	
May	5,801	5,844	
June	5,801	5,844	

QUALITY (rolling 12 month period)	Contract Quantity	Contract Base Number	Contract *	Area Team	Region	England
% of all assessments that were assess and fit appliances (case starts)	296	389	76.1%	77.5%	62.5%	60.1%
% of all assessments that were assess and refuse	55	389	14.1%	6.9%	10.1%	11.3%
% of all assessments that were assess and review	38	389	9.8%	15.6%	27.4%	28.6%
% of case starts with a reported IOTN of 3 and Aesthetic Component of 5 or below	0	296	N/A	0.0%	0.1%	0.1%
% of case starts with a reported IOTN of 3 and Aesthetic Component of 6 or above	2	296	0.7%	2.0%	3.4%	4.1%
% of case starts with a reported IOTN of 4	241	296	81.4%	77.8%	77.7%	77.7%
% of case starts with a reported IOTN of 5	50	296	16.9%	18.4%	17.4%	16.8 %
% of concluded courses in receipt of dual-arch fixed appliances	162	190	85.3%	63.1%	73.0%	73.8%
% of concluded courses where treatment was abandoned or discontinued	14	190	7.4%	10.2%	6.3%	7.0%
% of patients satisfied with the treatment they have received	5	5	100.0%	95.5%	96.0%	96.0%

* Figures in italics indicate that the base number is less than 100.

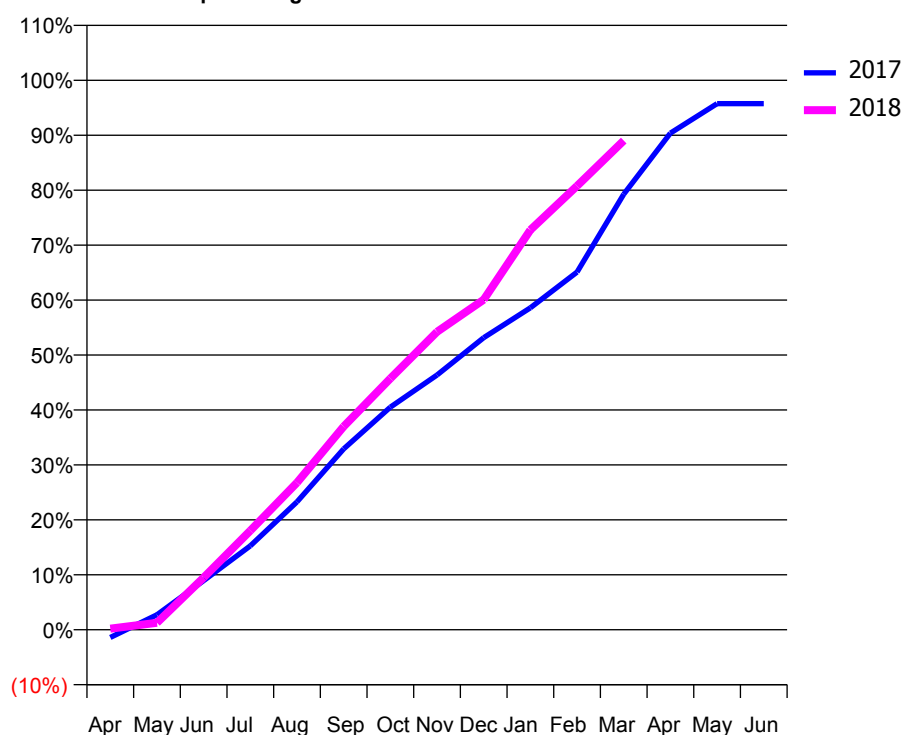
Q67 - Vital Signs Orthodontic At a Glance Contract Report for 195820/0001 - March 2018

Name or company name	Mr B Hayes (Aligndent Limited)	17/18 Contracted general activity (UDA)	0
Contract type name	PDS Contract	Carry forward general activity (UDA)	0
Purpose of contract	Orthodontic	17/18 Contracted orthodontic activity (UOA)	18,364
Contract start date	01/01/2008	Carry forward orthodontic activity (UOA)	0
Contract end date	31/03/2025	Baseline contract value	£1,264,144.56

ACCESS	Contract	England and Wales
24 month ratio of assessments to patient IDs	1.00	1.04

ACTIVITY	Contract
Contract assess and fit appliances (case starts) as a percentage of Area Team case starts	10.4 %

Cumulative percentage of contracted UOA delivered 2017 & 2018



Month	Adjusted Scheduled Activity (UOA)		
	2016	2017	2018
April	-739	-302	39
May	285	584	234
June	1,300	1,909	1,746
July	3,351	3,263	3,312
August	5,084	4,976	4,918
September	7,471	7,034	6,794
October	9,524	8,654	8,399
November	11,664	9,907	9,957
December	13,899	11,358	11,032
January	14,745	12,518	13,364
February	18,414	13,909	14,832
March	20,064	16,934	16,346
April	20,384	19,310	
May	20,810	20,453	
June	20,835	20,454	

QUALITY (rolling 12 month period)

	Contract Quantity	Contract Base Number	Contract *	Area Team	Region	England
% of all assessments that were assess and fit appliances (case starts)	941	1,466	64.2%	77.5%	62.5%	60.1%
% of all assessments that were assess and refuse	136	1,466	9.3%	6.9%	10.1%	11.3%
% of all assessments that were assess and review	389	1,466	26.5%	15.6%	27.4%	28.6%
% of case starts with a reported IOTN of 3 and Aesthetic Component of 5 or below	0	941	N/A	0.0%	0.1%	0.1%
% of case starts with a reported IOTN of 3 and Aesthetic Component of 6 or above	3	941	0.3%	2.0%	3.4%	4.1%
% of case starts with a reported IOTN of 4	821	941	87.2%	77.8%	77.7%	77.7%
% of case starts with a reported IOTN of 5	62	941	6.6%	18.4%	17.4%	16.8 %
% of concluded courses in receipt of dual-arch fixed appliances	0	1,074	N/A	63.1%	73.0%	73.8%
% of concluded courses where treatment was abandoned or discontinued	107	1,074	10.0%	10.2%	6.3%	7.0%
% of patients satisfied with the treatment they have received	26	27	96.3%	95.5%	96.0%	96.0%

* Figures in italics indicate that the base number is less than 100.

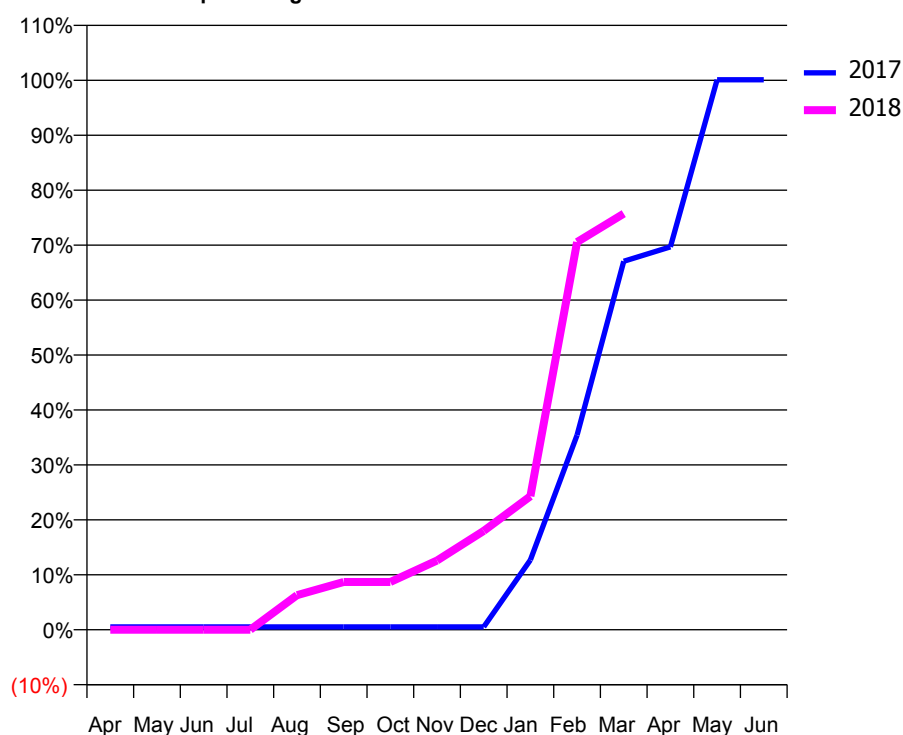
Q67 - Vital Signs Orthodontic At a Glance Contract Report for 195820/0003 - March 2018

Name or company name	Mr B Hayes (Aligndent Limited)	17/18 Contracted general activity (UDA)	0
Contract type name	PDS Contract	Carry forward general activity (UDA)	0
Purpose of contract	Orthodontic	17/18 Contracted orthodontic activity (UOA)	7,000
Contract start date	01/11/2015	Carry forward orthodontic activity (UOA)	0
Contract end date	31/03/2018	Baseline contract value	£467,180.00

ACCESS	Contract	England and Wales
24 month ratio of assessments to patient IDs	1.01	1.04

ACTIVITY	Contract
Contract assess and fit appliances (case starts) as a percentage of Area Team case starts	3.5 %

Cumulative percentage of contracted UOA delivered 2017 & 2018



Month	Adjusted Scheduled Activity (UOA)		
	2016	2017	2018
April	0	21	0
May	0	21	0
June	0	21	0
July	0	21	0
August	0	21	441
September	0	21	609
October	0	21	609
November	0	21	882
December	0	21	1,260
January	0	508	1,701
February	0	1,417	4,939
March	0	2,682	5,300
April	3,509	2,787	
May	3,948	4,004	
June	3,969	4,004	

QUALITY (rolling 12 month period)	Contract Quantity	Contract Base Number	Contract *	Area Team	Region	England
% of all assessments that were assess and fit appliances (case starts)	321	321	100.0%	77.5%	62.5%	60.1%
% of all assessments that were assess and refuse	0	321	0.0%	6.9%	10.1%	11.3%
% of all assessments that were assess and review	0	321	0.0%	15.6%	27.4%	28.6%
% of case starts with a reported IOTN of 3 and Aesthetic Component of 5 or below	0	321	N/A	0.0%	0.1%	0.1%
% of case starts with a reported IOTN of 3 and Aesthetic Component of 6 or above	4	321	1.2%	2.0%	3.4%	4.1%
% of case starts with a reported IOTN of 4	259	321	80.7%	77.8%	77.7%	77.7%
% of case starts with a reported IOTN of 5	41	321	12.8%	18.4%	17.4%	16.8 %
% of concluded courses in receipt of dual-arch fixed appliances	0	64	N/A	63.1%	73.0%	73.8%
% of concluded courses where treatment was abandoned or discontinued	2	64	3.1%	10.2%	6.3%	7.0%
% of patients satisfied with the treatment they have received	8	9	88.9%	95.5%	96.0%	96.0%

* Figures in italics indicate that the base number is less than 100.

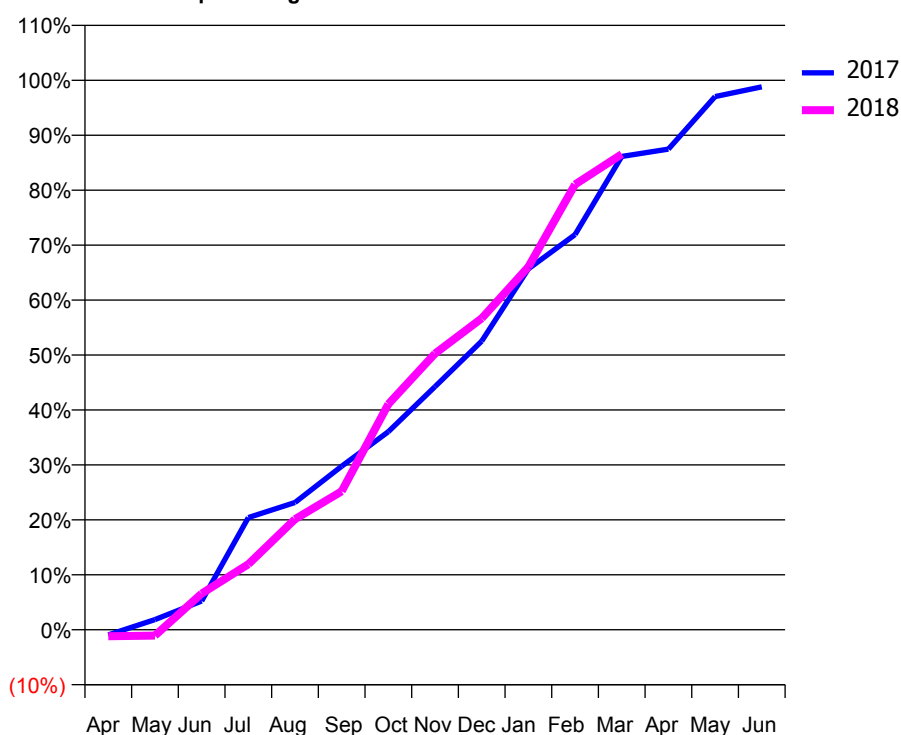
Q67 - Vital Signs Orthodontic At a Glance Contract Report for 197602/0001 - March 2018

Name or company name	Richard Flanagan and Associates Ltd	17/18 Contracted general activity (UDA)	0
Contract type name	PDS Contract	Carry forward general activity (UDA)	0
Purpose of contract	Orthodontic	17/18 Contracted orthodontic activity (UOA)	20,293
Contract start date	01/09/2007	Carry forward orthodontic activity (UOA)	242
Contract end date	31/03/2019	Baseline contract value	£1,470,914.20

ACCESS	Contract	England and Wales
24 month ratio of assessments to patient IDs	1.03	1.04

ACTIVITY	Contract
Contract assess and fit appliances (case starts) as a percentage of Area Team case starts	10.4 %

Cumulative percentage of contracted UOA delivered 2017 & 2018



Month	Adjusted Scheduled Activity (UOA)		
	2016	2017	2018
April	33	-195	-242
May	662	377	-221
June	1,882	1,060	1,337
July	3,224	4,142	2,420
August	3,770	4,702	4,085
September	5,259	6,041	5,114
October	6,379	7,314	8,336
November	7,703	8,981	10,202
December	9,745	10,657	11,503
January	10,322	13,330	13,400
February	14,574	14,596	16,445
March	17,683	17,481	17,561
April	18,257	17,750	
May	20,098	19,691	
June	20,098	20,051	

QUALITY (rolling 12 month period)

	Contract Quantity	Contract Base Number	Contract *	Area Team	Region	England
% of all assessments that were assess and fit appliances (case starts)	946	1,559	60.7%	77.5%	62.5%	60.1%
% of all assessments that were assess and refuse	220	1,559	14.1%	6.9%	10.1%	11.3%
% of all assessments that were assess and review	393	1,559	25.2%	15.6%	27.4%	28.6%
% of case starts with a reported IOTN of 3 and Aesthetic Component of 5 or below	0	946	N/A	0.0%	0.1%	0.1%
% of case starts with a reported IOTN of 3 and Aesthetic Component of 6 or above	16	946	1.7%	2.0%	3.4%	4.1%
% of case starts with a reported IOTN of 4	728	946	77.0%	77.8%	77.7%	77.7%
% of case starts with a reported IOTN of 5	202	946	21.4%	18.4%	17.4%	16.8 %
% of concluded courses in receipt of dual-arch fixed appliances	523	619	84.5%	63.1%	73.0%	73.8%
% of concluded courses where treatment was abandoned or discontinued	25	619	4.0%	10.2%	6.3%	7.0%
% of patients satisfied with the treatment they have received	24	26	92.3%	95.5%	96.0%	96.0%

* Figures in italics indicate that the base number is less than 100.

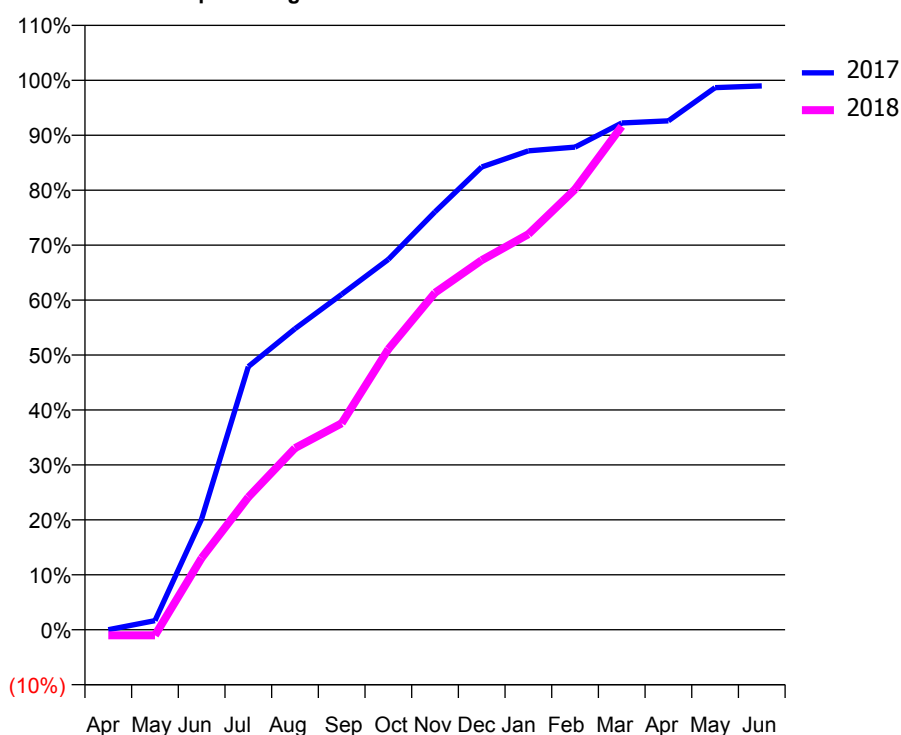
Q67 - Vital Signs Orthodontic At a Glance Contract Report for 197602/0003 - March 2018

Name or company name	Richard Flanagan and Associates Ltd	17/18 Contracted general activity (UDA)	0
Contract type name	PDS Contract	Carry forward general activity (UDA)	0
Purpose of contract	Orthodontic	17/18 Contracted orthodontic activity (UOA)	9,110
Contract start date	01/09/2007	Carry forward orthodontic activity (UOA)	93
Contract end date	31/03/2019	Baseline contract value	£620,624.77

ACCESS	Contract	England and Wales
24 month ratio of assessments to patient IDs	1.04	1.04

ACTIVITY	Contract
Contract assess and fit appliances (case starts) as a percentage of Area Team case starts	4.6 %

Cumulative percentage of contracted UOA delivered 2017 & 2018



Month	Adjusted Scheduled Activity (UOA)		
	2016	2017	2018
April	-61	-2	-93
May	932	151	-93
June	1,736	1,838	1,191
July	3,240	4,362	2,199
August	4,077	4,991	3,012
September	5,311	5,560	3,423
October	6,006	6,140	4,653
November	6,961	6,929	5,587
December	7,430	7,672	6,127
January	7,437	7,940	6,557
February	8,007	8,002	7,304
March	8,704	8,401	8,346
April	8,773	8,438	
May	9,059	8,988	
June	9,108	9,017	

QUALITY (rolling 12 month period)

	Contract Quantity	Contract Base Number	Contract *	Area Team	Region	England
% of all assessments that were assess and fit appliances (case starts)	421	689	61.1%	77.5%	62.5%	60.1%
% of all assessments that were assess and refuse	72	689	10.4%	6.9%	10.1%	11.3%
% of all assessments that were assess and review	196	689	28.4%	15.6%	27.4%	28.6%
% of case starts with a reported IOTN of 3 and Aesthetic Component of 5 or below	0	421	N/A	0.0%	0.1%	0.1%
% of case starts with a reported IOTN of 3 and Aesthetic Component of 6 or above	13	421	3.1%	2.0%	3.4%	4.1%
% of case starts with a reported IOTN of 4	305	421	72.4%	77.8%	77.7%	77.7%
% of case starts with a reported IOTN of 5	103	421	24.5%	18.4%	17.4%	16.8 %
% of concluded courses in receipt of dual-arch fixed appliances	300	342	87.7%	63.1%	73.0%	73.8%
% of concluded courses where treatment was abandoned or discontinued	12	342	3.5%	10.2%	6.3%	7.0%
% of patients satisfied with the treatment they have received	9	10	90.0%	95.5%	96.0%	96.0%

* Figures in italics indicate that the base number is less than 100.

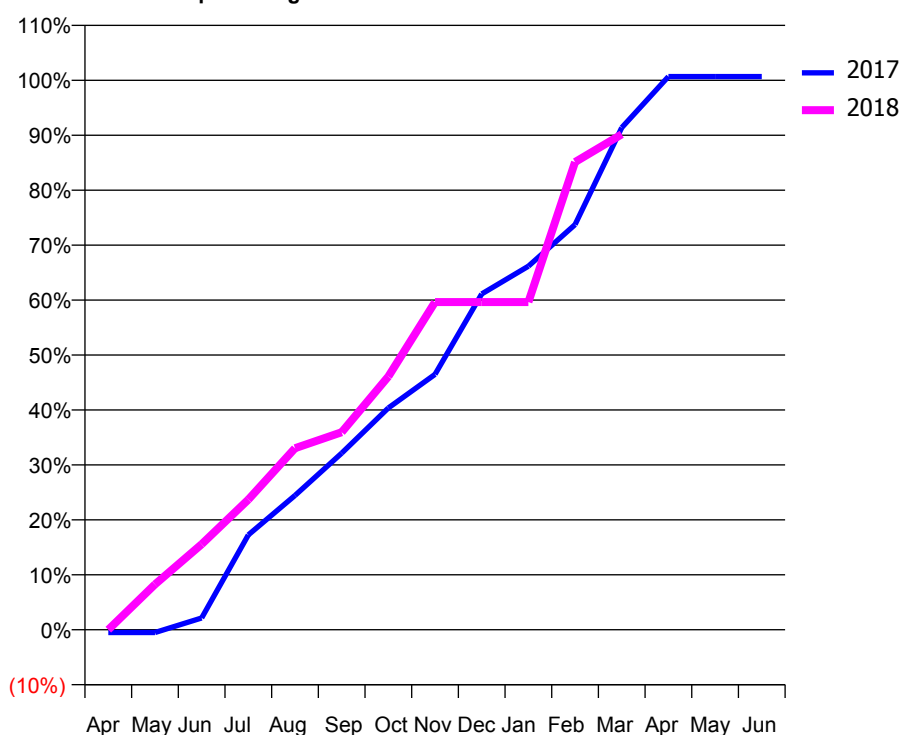
Q67 - Vital Signs Orthodontic At a Glance Contract Report for 326852/0001 - March 2018

Name or company name	MR PM DAVIS	17/18 Contracted general activity (UDA)	0
Contract type name	PDS Contract	Carry forward general activity (UDA)	0
Purpose of contract	Orthodontic	17/18 Contracted orthodontic activity (UOA)	7,911
Contract start date	01/04/2006	Carry forward orthodontic activity (UOA)	0
Contract end date	31/03/2019	Baseline contract value	£472,788.96

ACCESS	Contract	England and Wales
24 month ratio of assessments to patient IDs	1.02	1.04

ACTIVITY	Contract
Contract assess and fit appliances (case starts) as a percentage of Area Team case starts	4.1 %

Cumulative percentage of contracted UOA delivered 2017 & 2018



Month	Adjusted Scheduled Activity (UOA)		
	2016	2017	2018
April	4	-41	0
May	412	-41	654
June	671	169	1,232
July	1,928	1,366	1,875
August	2,164	1,933	2,614
September	2,185	2,542	2,845
October	2,962	3,193	3,647
November	3,473	3,676	4,718
December	3,893	4,835	4,718
January	3,956	5,234	4,718
February	5,192	5,833	6,734
March	6,960	7,228	7,133
April	7,869	7,963	
May	7,869	7,963	
June	7,869	7,963	

QUALITY (rolling 12 month period)	Contract Quantity	Contract Base Number	Contract *	Area Team	Region	England
% of all assessments that were assess and fit appliances (case starts)	375	440	85.2%	77.5%	62.5%	60.1%
% of all assessments that were assess and refuse	0	440	0.0%	6.9%	10.1%	11.3%
% of all assessments that were assess and review	65	440	14.8%	15.6%	27.4%	28.6%
% of case starts with a reported IOTN of 3 and Aesthetic Component of 5 or below	0	375	N/A	0.0%	0.1%	0.1%
% of case starts with a reported IOTN of 3 and Aesthetic Component of 6 or above	1	375	0.3%	2.0%	3.4%	4.1%
% of case starts with a reported IOTN of 4	312	375	83.2%	77.8%	77.7%	77.7%
% of case starts with a reported IOTN of 5	59	375	15.7%	18.4%	17.4%	16.8 %
% of concluded courses in receipt of dual-arch fixed appliances	312	327	95.4%	63.1%	73.0%	73.8%
% of concluded courses where treatment was abandoned or discontinued	14	327	4.3%	10.2%	6.3%	7.0%
% of patients satisfied with the treatment they have received	17	18	94.4%	95.5%	96.0%	96.0%

* Figures in italics indicate that the base number is less than 100.

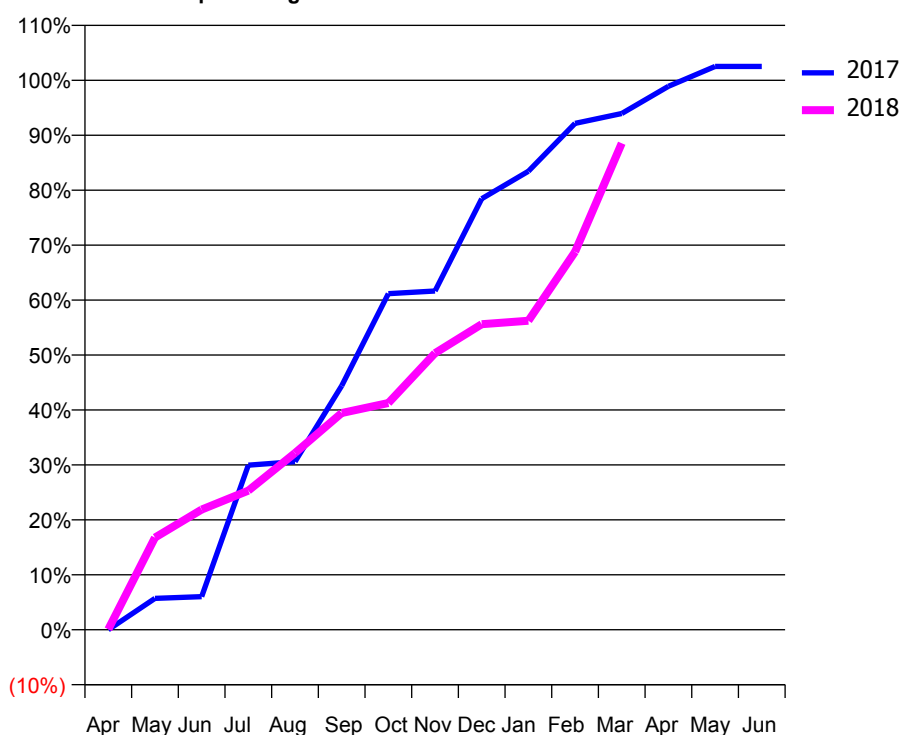
Q67 - Vital Signs Orthodontic At a Glance Contract Report for 330736/0018 - March 2018

Name or company name	MR N PATEL	17/18 Contracted general activity (UDA)	38,100
Contract type name	GDS Contract	Carry forward general activity (UDA)	111
Purpose of contract	General and Orthodontic	17/18 Contracted orthodontic activity (UOA)	1,275
Contract start date	01/01/2015	Carry forward orthodontic activity (UOA)	0
Contract end date		Baseline contract value	£997,860.21

ACCESS	Contract	England and Wales
24 month ratio of assessments to patient IDs	1.07	1.04

ACTIVITY	Contract
Contract assess and fit appliances (case starts) as a percentage of Area Team case starts	0.6 %

Cumulative percentage of contracted UOA delivered 2017 & 2018



Month	Adjusted Scheduled Activity (UOA)		
	2016	2017	2018
April	17	0	1
May	23	73	214
June	117	77	279
July	127	382	323
August	685	390	410
September	730	566	503
October	1,026	780	526
November	1,141	786	642
December	1,274	1,000	709
January	1,274	1,064	717
February	1,276	1,175	877
March	1,276	1,198	1,129
April	1,276	1,261	
May	1,276	1,307	
June	1,277	1,307	

QUALITY (rolling 12 month period)

	Contract Quantity	Contract Base Number	Contract *	Area Team	Region	England
% of all assessments that were assess and fit appliances (case starts)	54	178	30.3%	77.5%	62.5%	60.1%
% of all assessments that were assess and refuse	15	178	8.4%	6.9%	10.1%	11.3%
% of all assessments that were assess and review	109	178	61.2%	15.6%	27.4%	28.6%
% of case starts with a reported IOTN of 3 and Aesthetic Component of 5 or below	0	54	<i>N/A</i>	0.0%	0.1%	0.1%
% of case starts with a reported IOTN of 3 and Aesthetic Component of 6 or above	0	54	<i>N/A</i>	2.0%	3.4%	4.1%
% of case starts with a reported IOTN of 4	53	54	98.1%	77.8%	77.7%	77.7%
% of case starts with a reported IOTN of 5	1	54	1.9%	18.4%	17.4%	16.8 %
% of concluded courses in receipt of dual-arch fixed appliances	9	36	25.0%	63.1%	73.0%	73.8%
% of concluded courses where treatment was abandoned or discontinued	14	36	38.9%	10.2%	6.3%	7.0%
% of patients satisfied with the treatment they have received	0	0	<i>N/A</i>	95.5%	96.0%	96.0%

* Figures in italics indicate that the base number is less than 100.

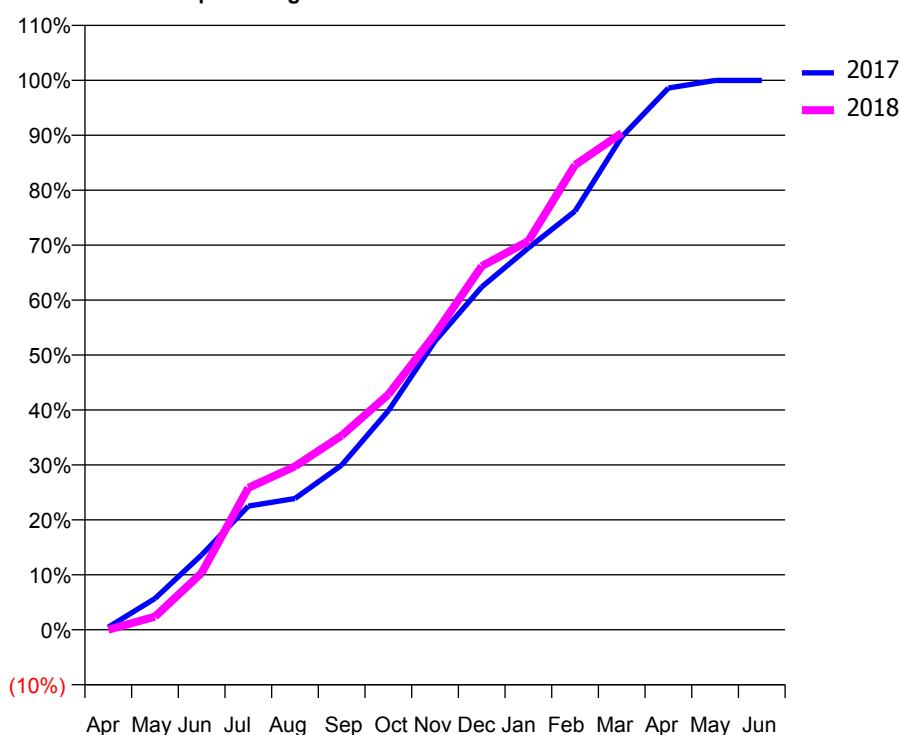
Q67 - Vital Signs Orthodontic At a Glance Contract Report for 332321/0001 - March 2018

Name or company name	MRS RA KANE	17/18 Contracted general activity (UDA)	0
Contract type name	PDS Contract	Carry forward general activity (UDA)	0
Purpose of contract	Orthodontic	17/18 Contracted orthodontic activity (UOA)	4,498
Contract start date	01/04/2006	Carry forward orthodontic activity (UOA)	1
Contract end date	31/03/2019	Baseline contract value	£310,990.17

ACCESS	Contract	England and Wales
24 month ratio of assessments to patient IDs	1.04	1.04

ACTIVITY	Contract
Contract assess and fit appliances (case starts) as a percentage of Area Team case starts	2.6 %

Cumulative percentage of contracted UOA delivered 2017 & 2018



Month	Adjusted Scheduled Activity (UOA)		
	2016	2017	2018
April	19	21	-1
May	122	256	108
June	357	613	465
July	778	1,012	1,162
August	1,034	1,075	1,338
September	1,223	1,348	1,590
October	1,622	1,793	1,926
November	1,920	2,363	2,419
December	2,235	2,806	2,976
January	2,676	3,126	3,182
February	3,894	3,427	3,805
March	4,272	4,035	4,066
April	4,503	4,434	
May	4,503	4,497	
June	4,503	4,497	

QUALITY (rolling 12 month period)

	Contract Quantity	Contract Base Number	Contract *	Area Team	Region	England
% of all assessments that were assess and fit appliances (case starts)	236	281	84.0%	77.5%	62.5%	60.1%
% of all assessments that were assess and refuse	19	281	6.8%	6.9%	10.1%	11.3%
% of all assessments that were assess and review	26	281	9.3%	15.6%	27.4%	28.6%
% of case starts with a reported IOTN of 3 and Aesthetic Component of 5 or below	0	236	N/A	0.0%	0.1%	0.1%
% of case starts with a reported IOTN of 3 and Aesthetic Component of 6 or above	16	236	6.8%	2.0%	3.4%	4.1%
% of case starts with a reported IOTN of 4	178	236	75.4%	77.8%	77.7%	77.7%
% of case starts with a reported IOTN of 5	40	236	16.9%	18.4%	17.4%	16.8 %
% of concluded courses in receipt of dual-arch fixed appliances	183	209	87.6%	63.1%	73.0%	73.8%
% of concluded courses where treatment was abandoned or discontinued	7	209	3.3%	10.2%	6.3%	7.0%
% of patients satisfied with the treatment they have received	8	8	100.0%	95.5%	96.0%	96.0%

* Figures in italics indicate that the base number is less than 100.

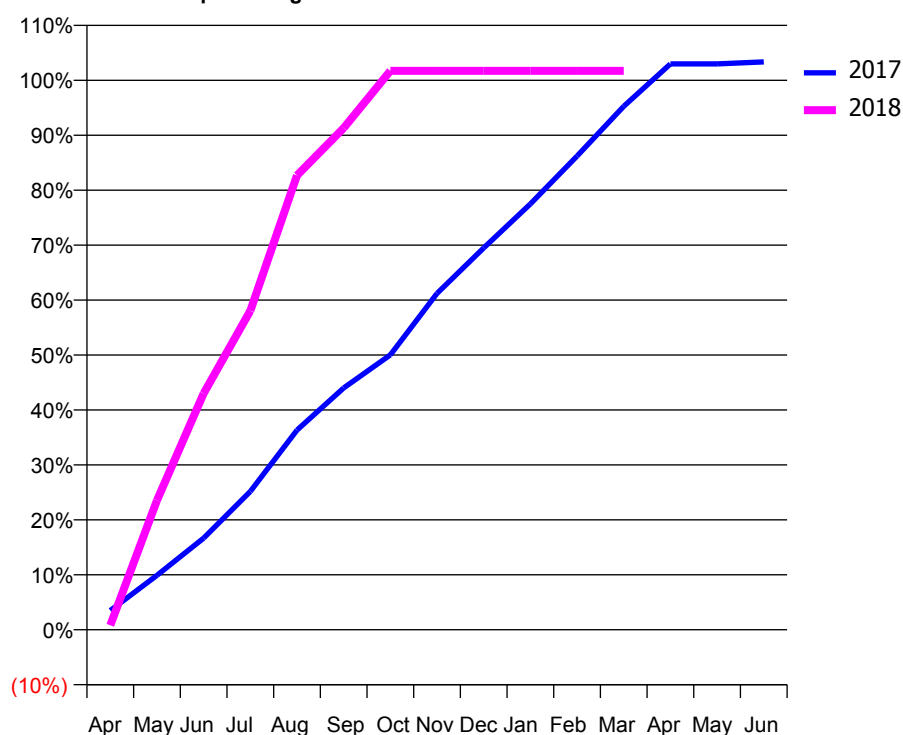
Q67 - Vital Signs Orthodontic At a Glance Contract Report for 571474/0001 - March 2018

Name or company name	MR PE HANNON	17/18 Contracted general activity (UDA)	0
Contract type name	PDS Contract	Carry forward general activity (UDA)	0
Purpose of contract	Orthodontic	17/18 Contracted orthodontic activity (UOA)	5,740
Contract start date	01/04/2006	Carry forward orthodontic activity (UOA)	99
Contract end date	31/07/2017	Baseline contract value	£367,772.00

ACCESS	Contract	England and Wales
24 month ratio of assessments to patient IDs	1.00	1.04

ACTIVITY	Contract
Contract assess and fit appliances (case starts) as a percentage of Area Team case starts	3.8 %

Cumulative percentage of contracted UOA delivered 2017 & 2018



Month	Adjusted Scheduled Activity (UOA)		
	2016	2017	2018
April	-379	603	46
May	104	1,709	1,352
June	713	2,873	2,469
July	3,349	4,337	3,333
August	5,279	6,256	4,747
September	6,415	7,579	5,241
October	7,772	8,613	5,838
November	9,035	10,540	5,838
December	10,540	11,967	5,838
January	10,979	13,346	5,838
February	13,704	14,845	5,838
March	16,262	16,403	5,838
April	17,353	17,732	
May	17,353	17,732	
June	17,353	17,795	

QUALITY (rolling 12 month period)

	Contract Quantity	Contract Base Number	Contract *	Area Team	Region	England
% of all assessments that were assess and fit appliances (case starts)	348	626	55.6%	77.5%	62.5%	60.1%
% of all assessments that were assess and refuse	63	626	10.1%	6.9%	10.1%	11.3%
% of all assessments that were assess and review	215	626	34.3%	15.6%	27.4%	28.6%
% of case starts with a reported IOTN of 3 and Aesthetic Component of 5 or below	0	348	N/A	0.0%	0.1%	0.1%
% of case starts with a reported IOTN of 3 and Aesthetic Component of 6 or above	0	348	N/A	2.0%	3.4%	4.1%
% of case starts with a reported IOTN of 4	287	348	82.5%	77.8%	77.7%	77.7%
% of case starts with a reported IOTN of 5	55	348	15.8%	18.4%	17.4%	16.8 %
% of concluded courses in receipt of dual-arch fixed appliances	420	454	92.5%	63.1%	73.0%	73.8%
% of concluded courses where treatment was abandoned or discontinued	10	454	2.2%	10.2%	6.3%	7.0%
% of patients satisfied with the treatment they have received	10	11	90.9%	95.5%	96.0%	96.0%

* Figures in italics indicate that the base number is less than 100.

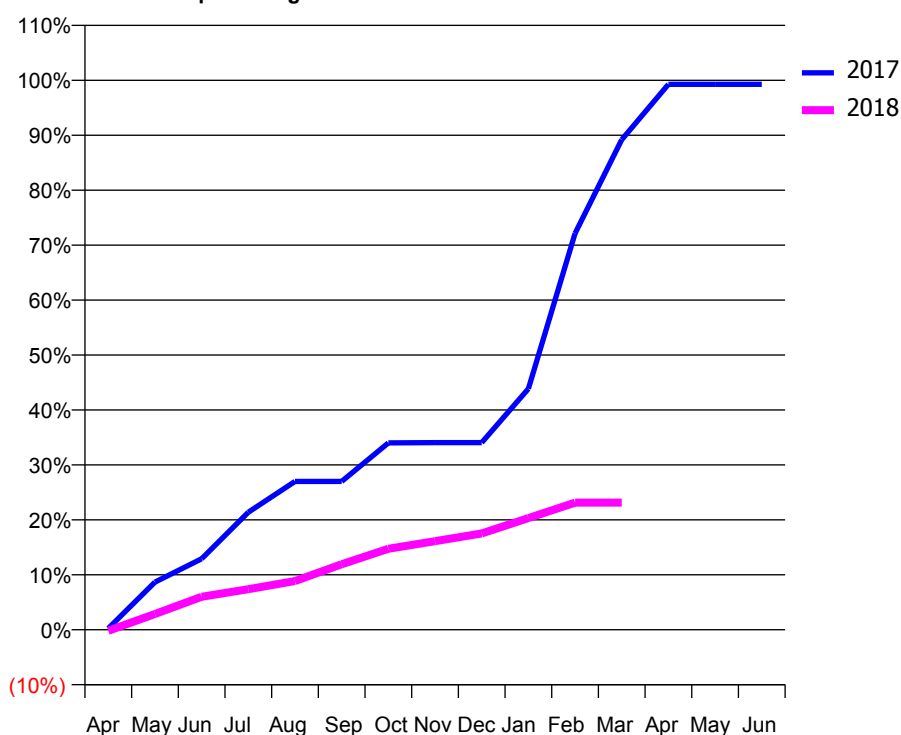
Q67 - Vital Signs Orthodontic At a Glance Contract Report for 574376/0002 - March 2018

Name or company name	MR EM CAMPBELL	17/18 Contracted general activity (UDA)	0
Contract type name	PDS Contract	Carry forward general activity (UDA)	0
Purpose of contract	Orthodontic	17/18 Contracted orthodontic activity (UOA)	1,500
Contract start date	01/12/2013	Carry forward orthodontic activity (UOA)	45
Contract end date	31/03/2019	Baseline contract value	£94,939.83

ACCESS	Contract	England and Wales
24 month ratio of assessments to patient IDs	1.00	1.04

ACTIVITY	Contract
Contract assess and fit appliances (case starts) as a percentage of Area Team case starts	0.3 %

Cumulative percentage of contracted UOA delivered 2017 & 2018



Month	Adjusted Scheduled Activity (UOA)		
	2016	2017	2018
April	12	4	-3
May	161	130	43
June	224	194	90
July	330	321	111
August	550	405	133
September	655	405	179
October	803	510	221
November	994	511	242
December	1,189	511	263
January	1,211	658	305
February	1,504	1,082	347
March	1,528	1,338	347
April	1,528	1,489	
May	1,528	1,489	
June	1,528	1,489	

QUALITY (rolling 12 month period)	Contract Quantity	Contract Base Number	Contract *	Area Team	Region	England
% of all assessments that were assess and fit appliances (case starts)	29	31	93.5%	77.5%	62.5%	60.1%
% of all assessments that were assess and refuse	1	31	3.2%	6.9%	10.1%	11.3%
% of all assessments that were assess and review	1	31	3.2%	15.6%	27.4%	28.6%
% of case starts with a reported IOTN of 3 and Aesthetic Component of 5 or below	0	29	<i>N/A</i>	0.0%	0.1%	0.1%
% of case starts with a reported IOTN of 3 and Aesthetic Component of 6 or above	1	29	3.4%	2.0%	3.4%	4.1%
% of case starts with a reported IOTN of 4	19	29	65.5%	77.8%	77.7%	77.7%
% of case starts with a reported IOTN of 5	8	29	27.6%	18.4%	17.4%	16.8 %
% of concluded courses in receipt of dual-arch fixed appliances	0	52	<i>N/A</i>	63.1%	73.0%	73.8%
% of concluded courses where treatment was abandoned or discontinued	1	52	1.9%	10.2%	6.3%	7.0%
% of patients satisfied with the treatment they have received	2	2	100.0%	95.5%	96.0%	96.0%

* Figures in italics indicate that the base number is less than 100.

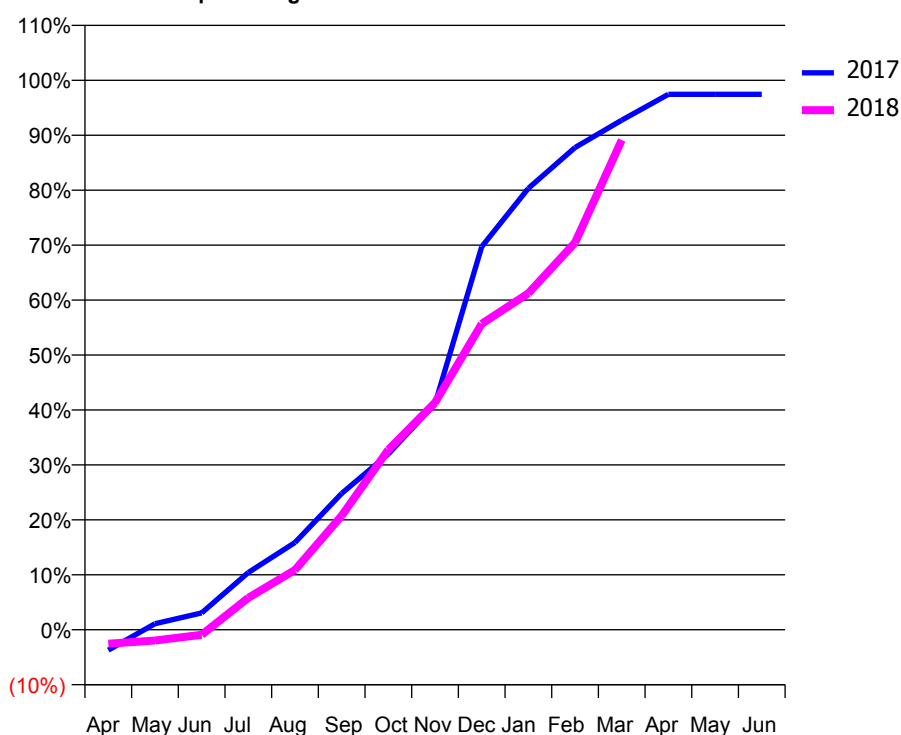
Q67 - Vital Signs Orthodontic At a Glance Contract Report for 574376/0003 - March 2018

Name or company name	MR EM CAMPBELL	17/18 Contracted general activity (UDA)	0
Contract type name	GDS Contract	Carry forward general activity (UDA)	0
Purpose of contract	Orthodontic	17/18 Contracted orthodontic activity (UOA)	3,561
Contract start date	01/12/2013	Carry forward orthodontic activity (UOA)	91
Contract end date		Baseline contract value	£233,553.68

ACCESS	Contract	England and Wales
24 month ratio of assessments to patient IDs	1.01	1.04

ACTIVITY	Contract
Contract assess and fit appliances (case starts) as a percentage of Area Team case starts	1.8 %

Cumulative percentage of contracted UOA delivered 2017 & 2018



Month	Adjusted Scheduled Activity (UOA)		
	2016	2017	2018
April	16	-133	-91
May	292	39	-70
June	464	109	-33
July	815	371	207
August	880	566	388
September	1,185	884	739
October	1,338	1,139	1,167
November	1,589	1,464	1,472
December	1,923	2,482	1,983
January	2,015	2,861	2,181
February	2,348	3,125	2,509
March	2,867	3,302	3,174
April	3,427	3,470	
May	3,427	3,470	
June	3,427	3,470	

QUALITY (rolling 12 month period)

	Contract Quantity	Contract Base Number	Contract *	Area Team	Region	England
% of all assessments that were assess and fit appliances (case starts)	162	265	61.1%	77.5%	62.5%	60.1%
% of all assessments that were assess and refuse	35	265	13.2%	6.9%	10.1%	11.3%
% of all assessments that were assess and review	68	265	25.7%	15.6%	27.4%	28.6%
% of case starts with a reported IOTN of 3 and Aesthetic Component of 5 or below	0	162	N/A	0.0%	0.1%	0.1%
% of case starts with a reported IOTN of 3 and Aesthetic Component of 6 or above	7	162	4.3%	2.0%	3.4%	4.1%
% of case starts with a reported IOTN of 4	124	162	76.5%	77.8%	77.7%	77.7%
% of case starts with a reported IOTN of 5	26	162	16.0%	18.4%	17.4%	16.8 %
% of concluded courses in receipt of dual-arch fixed appliances	29	73	39.7%	63.1%	73.0%	73.8%
% of concluded courses where treatment was abandoned or discontinued	2	73	2.7%	10.2%	6.3%	7.0%
% of patients satisfied with the treatment they have received	2	2	100.0%	95.5%	96.0%	96.0%

* Figures in italics indicate that the base number is less than 100.

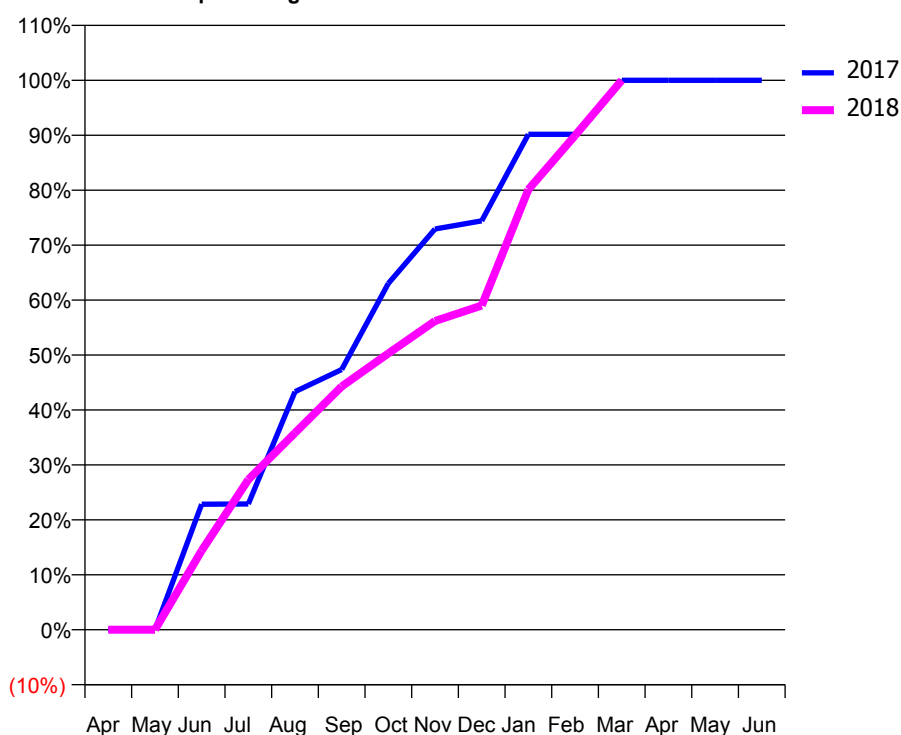
Q67 - Vital Signs Orthodontic At a Glance Contract Report for 623369/0001 - March 2018

Name or company name	MR RP BATEMAN	17/18 Contracted general activity (UDA)	0
Contract type name	PDS Contract	Carry forward general activity (UDA)	0
Purpose of contract	Orthodontic	17/18 Contracted orthodontic activity (UOA)	1,493
Contract start date	01/04/2006	Carry forward orthodontic activity (UOA)	0
Contract end date	31/03/2019	Baseline contract value	£100,610.95

ACCESS	Contract	England and Wales
24 month ratio of assessments to patient IDs	1.01	1.04

ACTIVITY	Contract
Contract assess and fit appliances (case starts) as a percentage of Area Team case starts	0.8 %

Cumulative percentage of contracted UOA delivered 2017 & 2018



Month	Adjusted Scheduled Activity (UOA)		
	2016	2017	2018
April	9	0	0
May	180	0	0
June	180	341	215
July	209	342	408
August	475	647	535
September	623	707	661
October	623	941	751
November	707	1,089	839
December	796	1,111	881
January	796	1,346	1,196
February	1,027	1,346	1,343
March	1,367	1,493	1,493
April	1,493	1,493	
May	1,493	1,493	
June	1,493	1,493	

QUALITY (rolling 12 month period)	Contract Quantity	Contract Base Number	Contract *	Area Team	Region	England
% of all assessments that were assess and fit appliances (case starts)	71	94	75.5%	77.5%	62.5%	60.1%
% of all assessments that were assess and refuse	4	94	4.3%	6.9%	10.1%	11.3%
% of all assessments that were assess and review	19	94	20.2%	15.6%	27.4%	28.6%
% of case starts with a reported IOTN of 3 and Aesthetic Component of 5 or below	0	71	<i>N/A</i>	0.0%	0.1%	0.1%
% of case starts with a reported IOTN of 3 and Aesthetic Component of 6 or above	10	71	14.1%	2.0%	3.4%	4.1%
% of case starts with a reported IOTN of 4	52	71	73.2%	77.8%	77.7%	77.7%
% of case starts with a reported IOTN of 5	7	71	9.9%	18.4%	17.4%	16.8 %
% of concluded courses in receipt of dual-arch fixed appliances	62	84	73.8%	63.1%	73.0%	73.8%
% of concluded courses where treatment was abandoned or discontinued	6	84	7.1%	10.2%	6.3%	7.0%
% of patients satisfied with the treatment they have received	3	4	75.0%	95.5%	96.0%	96.0%

* Figures in italics indicate that the base number is less than 100.

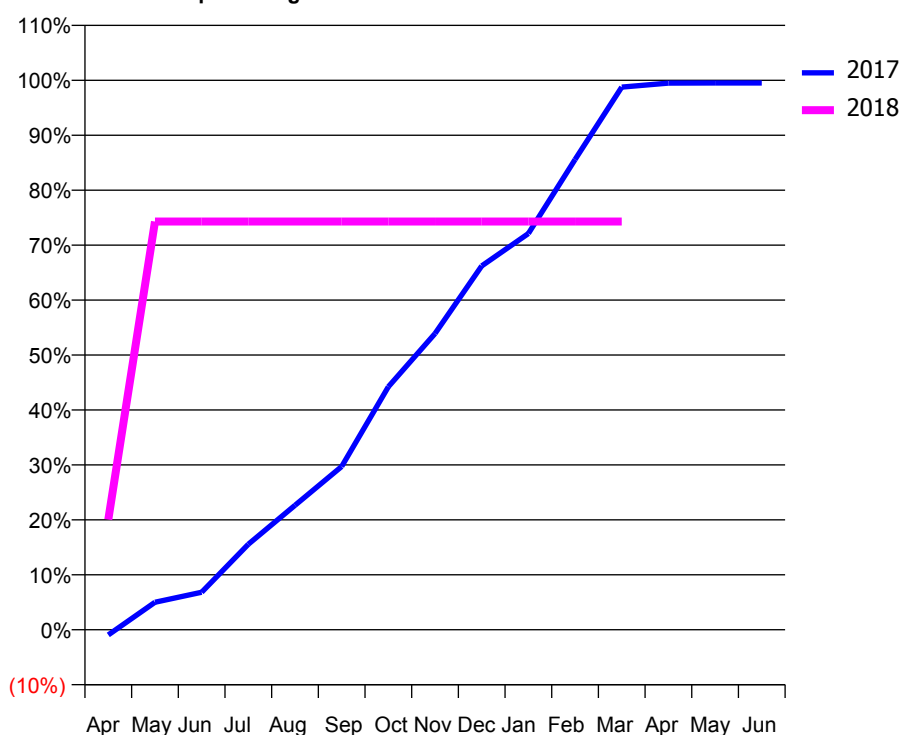
Q67 - Vital Signs Orthodontic At a Glance Contract Report for 657891/0001 - March 2018

Name or company name	MR R HUTCHISON	17/18 Contracted general activity (UDA)	0
Contract type name	PDS Contract	Carry forward general activity (UDA)	0
Purpose of contract	Orthodontic	17/18 Contracted orthodontic activity (UOA)	319
Contract start date	01/04/2006	Carry forward orthodontic activity (UOA)	0
Contract end date	30/04/2017	Baseline contract value	£21,406.45

ACCESS	Contract	England and Wales
24 month ratio of assessments to patient IDs	1.00	1.04

ACTIVITY	Contract
Contract assess and fit appliances (case starts) as a percentage of Area Team case starts	0.1 %

Cumulative percentage of contracted UOA delivered 2017 & 2018



Month	Adjusted Scheduled Activity (UOA)		
	2016	2017	2018
April	2	-37	64
May	112	192	237
June	221	261	237
July	463	596	237
August	563	868	237
September	742	1,137	237
October	1,094	1,693	237
November	1,686	2,064	237
December	2,094	2,535	237
January	2,608	2,761	237
February	3,181	3,277	237
March	3,717	3,781	237
April	3,894	3,809	
May	3,810	3,810	
June	3,812	3,810	

QUALITY (rolling 12 month period)	Contract Quantity	Contract Base Number	Contract *	Area Team	Region	England
% of all assessments that were assess and fit appliances (case starts)	13	28	46.4%	77.5%	62.5%	60.1%
% of all assessments that were assess and refuse	5	28	17.9%	6.9%	10.1%	11.3%
% of all assessments that were assess and review	10	28	35.7%	15.6%	27.4%	28.6%
% of case starts with a reported IOTN of 3 and Aesthetic Component of 5 or below	0	13	<i>N/A</i>	0.0%	0.1%	0.1%
% of case starts with a reported IOTN of 3 and Aesthetic Component of 6 or above	2	13	15.4%	2.0%	3.4%	4.1%
% of case starts with a reported IOTN of 4	5	13	38.5%	77.8%	77.7%	77.7%
% of case starts with a reported IOTN of 5	6	13	46.2%	18.4%	17.4%	16.8 %
% of concluded courses in receipt of dual-arch fixed appliances	31	428	7.2%	63.1%	73.0%	73.8%
% of concluded courses where treatment was abandoned or discontinued	395	428	92.3%	10.2%	6.3%	7.0%
% of patients satisfied with the treatment they have received	1	1	100.0%	95.5%	96.0%	96.0%

* Figures in italics indicate that the base number is less than 100.

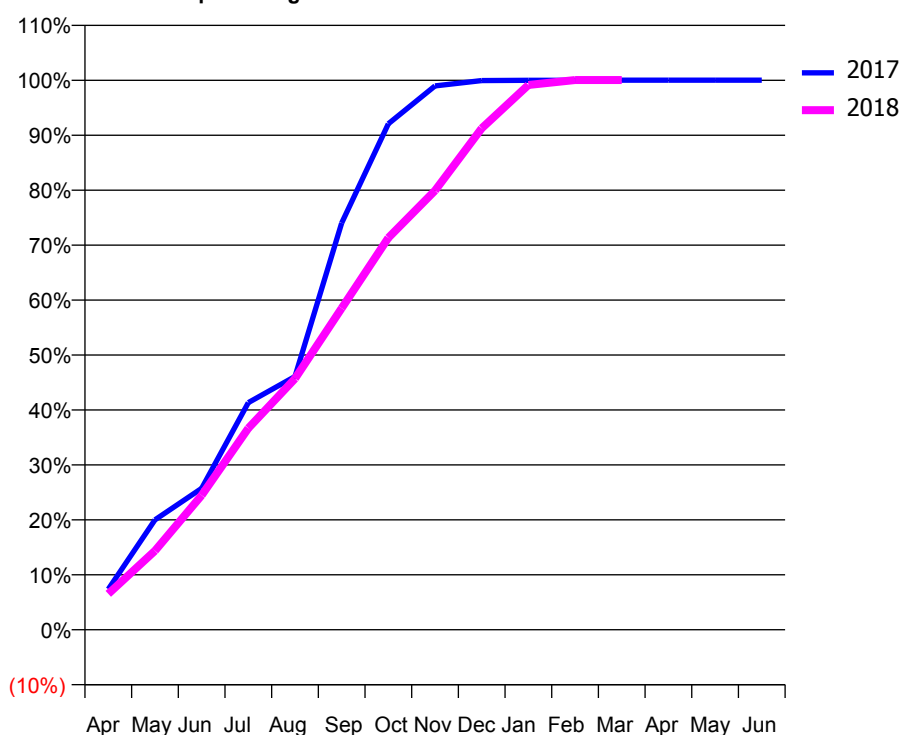
Q67 - Vital Signs Orthodontic At a Glance Contract Report for 811319/0001 - March 2018

Name or company name	MR TD BAMFORD	17/18 Contracted general activity (UDA)	0
Contract type name	PDS Contract	Carry forward general activity (UDA)	0
Purpose of contract	Orthodontic	17/18 Contracted orthodontic activity (UOA)	9,370
Contract start date	01/04/2006	Carry forward orthodontic activity (UOA)	0
Contract end date	31/03/2019	Baseline contract value	£632,527.97

ACCESS	Contract	England and Wales
24 month ratio of assessments to patient IDs	1.00	1.04

ACTIVITY	Contract
Contract assess and fit appliances (case starts) as a percentage of Area Team case starts	5.0 %

Cumulative percentage of contracted UOA delivered 2017 & 2018



Month	Adjusted Scheduled Activity (UOA)		
	2016	2017	2018
April	261	693	613
May	829	1,874	1,348
June	1,924	2,411	2,294
July	2,985	3,873	3,438
August	3,832	4,318	4,283
September	4,749	6,936	5,484
October	5,408	8,628	6,684
November	6,234	9,273	7,488
December	7,045	9,365	8,551
January	7,990	9,369	9,290
February	9,843	9,369	9,374
March	9,843	9,371	9,374
April	9,843	9,371	
May	9,843	9,371	
June	9,843	9,371	

QUALITY (rolling 12 month period)	Contract Quantity	Contract Base Number	Contract *	Area Team	Region	England
% of all assessments that were assess and fit appliances (case starts)	450	480	93.8%	77.5%	62.5%	60.1%
% of all assessments that were assess and refuse	0	480	0.0%	6.9%	10.1%	11.3%
% of all assessments that were assess and review	30	480	6.3%	15.6%	27.4%	28.6%
% of case starts with a reported IOTN of 3 and Aesthetic Component of 5 or below	0	450	N/A	0.0%	0.1%	0.1%
% of case starts with a reported IOTN of 3 and Aesthetic Component of 6 or above	5	450	1.1%	2.0%	3.4%	4.1%
% of case starts with a reported IOTN of 4	360	450	80.0%	77.8%	77.7%	77.7%
% of case starts with a reported IOTN of 5	85	450	18.9%	18.4%	17.4%	16.8 %
% of concluded courses in receipt of dual-arch fixed appliances	472	510	92.5%	63.1%	73.0%	73.8%
% of concluded courses where treatment was abandoned or discontinued	12	510	2.4%	10.2%	6.3%	7.0%
% of patients satisfied with the treatment they have received	10	11	90.9%	95.5%	96.0%	96.0%

* Figures in italics indicate that the base number is less than 100.

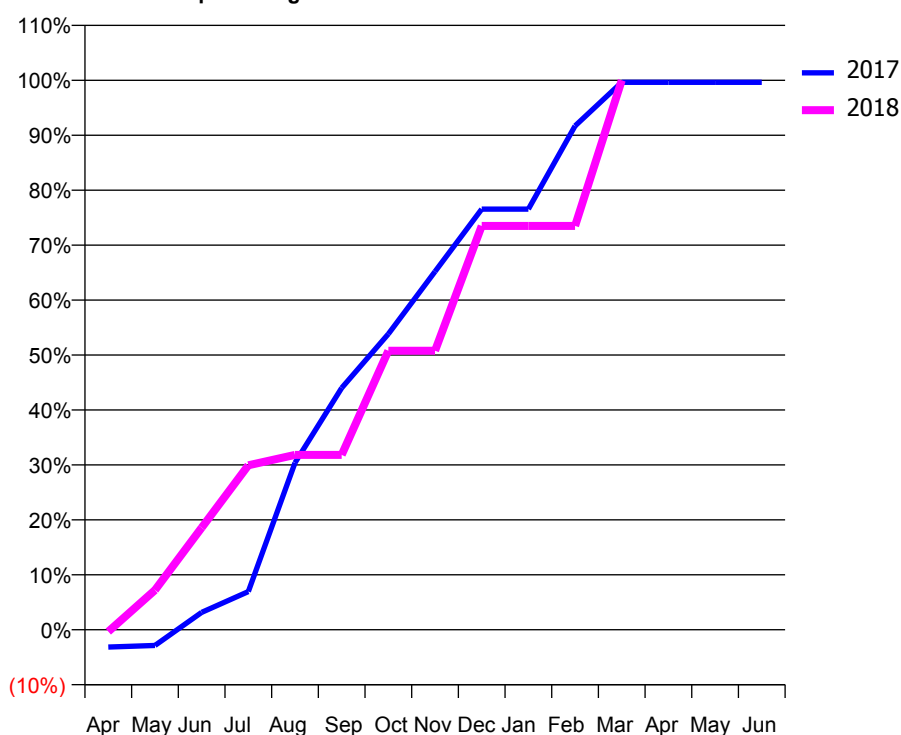
Q67 - Vital Signs Orthodontic At a Glance Contract Report for 822264/0001 - March 2018

Name or company name	MR KJ HARVEY	17/18 Contracted general activity (UDA)	0
Contract type name	PDS Contract	Carry forward general activity (UDA)	0
Purpose of contract	Orthodontic	17/18 Contracted orthodontic activity (UOA)	1,109
Contract start date	01/04/2006	Carry forward orthodontic activity (UOA)	4
Contract end date	31/03/2019	Baseline contract value	£75,654.02

ACCESS	Contract	England and Wales
24 month ratio of assessments to patient IDs	1.00	1.04

ACTIVITY	Contract
Contract assess and fit appliances (case starts) as a percentage of Area Team case starts	0.6 %

Cumulative percentage of contracted UOA delivered 2017 & 2018



Month	Adjusted Scheduled Activity (UOA)		
	2016	2017	2018
April	22	-35	-4
May	90	-32	80
June	222	35	206
July	407	77	332
August	473	337	353
September	473	488	353
October	607	597	563
November	701	723	563
December	838	849	815
January	904	849	815
February	948	1,017	815
March	1,074	1,105	1,109
April	1,074	1,105	
May	1,074	1,105	
June	1,074	1,105	

QUALITY (rolling 12 month period)	Contract Quantity	Contract Base Number	Contract *	Area Team	Region	England
% of all assessments that were assess and fit appliances (case starts)	53	53	100.0%	77.5%	62.5%	60.1%
% of all assessments that were assess and refuse	0	53	0.0%	6.9%	10.1%	11.3%
% of all assessments that were assess and review	0	53	0.0%	15.6%	27.4%	28.6%
% of case starts with a reported IOTN of 3 and Aesthetic Component of 5 or below	0	53	N/A	0.0%	0.1%	0.1%
% of case starts with a reported IOTN of 3 and Aesthetic Component of 6 or above	4	53	7.5%	2.0%	3.4%	4.1%
% of case starts with a reported IOTN of 4	42	53	79.2%	77.8%	77.7%	77.7%
% of case starts with a reported IOTN of 5	7	53	13.2%	18.4%	17.4%	16.8 %
% of concluded courses in receipt of dual-arch fixed appliances	24	44	54.5%	63.1%	73.0%	73.8%
% of concluded courses where treatment was abandoned or discontinued	1	44	2.3%	10.2%	6.3%	7.0%
% of patients satisfied with the treatment they have received	2	2	100.0%	95.5%	96.0%	96.0%

* Figures in italics indicate that the base number is less than 100.

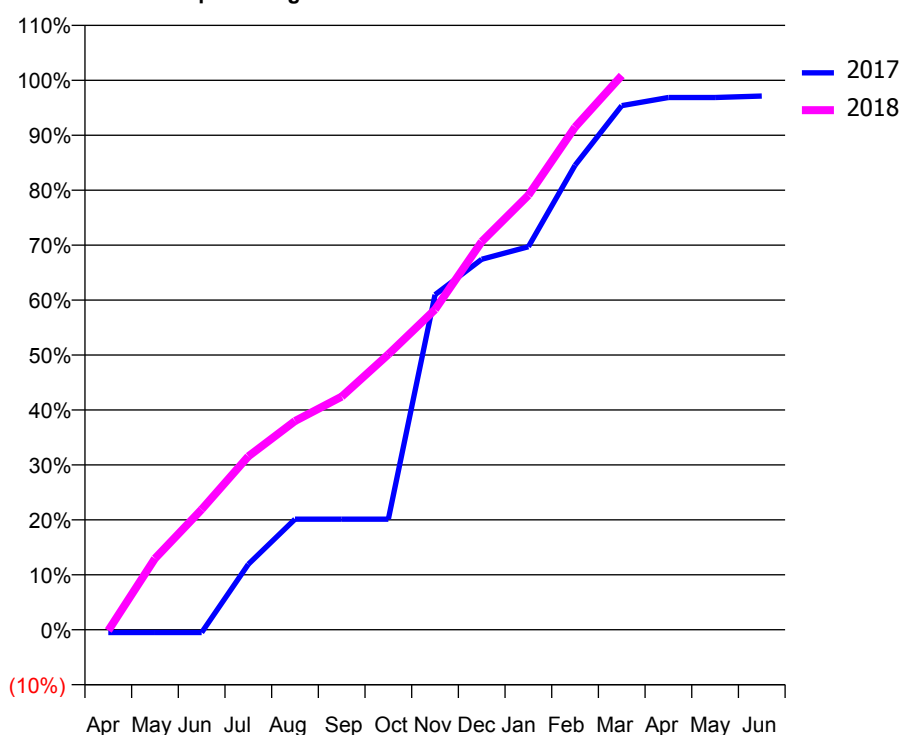
Q67 - Vital Signs Orthodontic At a Glance Contract Report for 835412/0001 - March 2018

Name or company name	MR JP COSTELLO	17/18 Contracted general activity (UDA)	0
Contract type name	PDS Contract	Carry forward general activity (UDA)	0
Purpose of contract	Orthodontic	17/18 Contracted orthodontic activity (UOA)	8,503
Contract start date	01/04/2006	Carry forward orthodontic activity (UOA)	245
Contract end date	31/03/2019	Baseline contract value	£580,059.58

ACCESS	Contract	England and Wales
24 month ratio of assessments to patient IDs	1.00	1.04

ACTIVITY	Contract
Contract assess and fit appliances (case starts) as a percentage of Area Team case starts	4.8 %

Cumulative percentage of contracted UOA delivered 2017 & 2018



Month	Adjusted Scheduled Activity (UOA)		
	2016	2017	2018
April	16	-44	-14
May	1,074	-44	1,103
June	1,544	-44	1,863
July	2,710	1,014	2,684
August	3,499	1,711	3,230
September	3,803	1,711	3,608
October	4,540	1,711	4,263
November	5,182	5,184	4,956
December	5,894	5,734	6,006
January	6,775	5,927	6,724
February	7,061	7,187	7,778
March	8,457	8,111	8,576
April	8,459	8,237	
May	8,459	8,237	
June	8,459	8,258	

QUALITY (rolling 12 month period)	Contract Quantity	Contract Base Number	Contract *	Area Team	Region	England
% of all assessments that were assess and fit appliances (case starts)	437	437	100.0%	77.5%	62.5%	60.1%
% of all assessments that were assess and refuse	0	437	0.0%	6.9%	10.1%	11.3%
% of all assessments that were assess and review	0	437	0.0%	15.6%	27.4%	28.6%
% of case starts with a reported IOTN of 3 and Aesthetic Component of 5 or below	0	437	N/A	0.0%	0.1%	0.1%
% of case starts with a reported IOTN of 3 and Aesthetic Component of 6 or above	7	437	1.6%	2.0%	3.4%	4.1%
% of case starts with a reported IOTN of 4	338	437	77.3%	77.8%	77.7%	77.7%
% of case starts with a reported IOTN of 5	87	437	19.9%	18.4%	17.4%	16.8 %
% of concluded courses in receipt of dual-arch fixed appliances	375	407	92.1%	63.1%	73.0%	73.8%
% of concluded courses where treatment was abandoned or discontinued	9	407	2.2%	10.2%	6.3%	7.0%
% of patients satisfied with the treatment they have received	8	8	100.0%	95.5%	96.0%	96.0%

* Figures in italics indicate that the base number is less than 100.

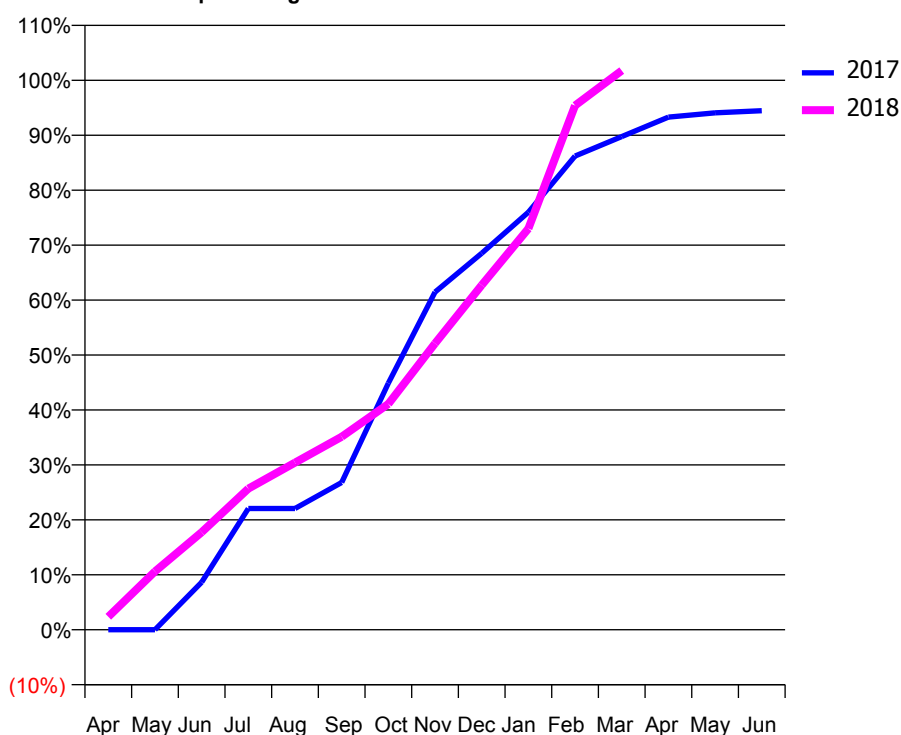
Q67 - Vital Signs Orthodontic At a Glance Contract Report for 835412/0002 - March 2018

Name or company name	MR JP COSTELLO	17/18 Contracted general activity (UDA)	0
Contract type name	PDS Contract	Carry forward general activity (UDA)	0
Purpose of contract	Orthodontic	17/18 Contracted orthodontic activity (UOA)	5,344
Contract start date	01/04/2006	Carry forward orthodontic activity (UOA)	0
Contract end date	31/03/2019	Baseline contract value	£364,558.21

ACCESS	Contract	England and Wales
24 month ratio of assessments to patient IDs	1.00	1.04

ACTIVITY	Contract
Contract assess and fit appliances (case starts) as a percentage of Area Team case starts	3.1 %

Cumulative percentage of contracted UOA delivered 2017 & 2018



Month	Adjusted Scheduled Activity (UOA)		
	2016	2017	2018
April	-11	0	126
May	228	0	567
June	420	462	949
July	1,771	1,180	1,373
August	2,133	1,180	1,625
September	2,349	1,432	1,878
October	2,613	2,398	2,197
November	3,230	3,284	2,785
December	3,230	3,662	3,352
January	4,042	4,061	3,902
February	4,904	4,607	5,099
March	5,102	4,796	5,439
April	5,332	4,985	
May	5,332	5,027	
June	5,542	5,048	

QUALITY (rolling 12 month period)	Contract Quantity	Contract Base Number	Contract *	Area Team	Region	England
% of all assessments that were assess and fit appliances (case starts)	284	284	100.0%	77.5%	62.5%	60.1%
% of all assessments that were assess and refuse	0	284	0.0%	6.9%	10.1%	11.3%
% of all assessments that were assess and review	0	284	0.0%	15.6%	27.4%	28.6%
% of case starts with a reported IOTN of 3 and Aesthetic Component of 5 or below	0	284	N/A	0.0%	0.1%	0.1%
% of case starts with a reported IOTN of 3 and Aesthetic Component of 6 or above	6	284	2.1%	2.0%	3.4%	4.1%
% of case starts with a reported IOTN of 4	235	284	82.7%	77.8%	77.7%	77.7%
% of case starts with a reported IOTN of 5	42	284	14.8%	18.4%	17.4%	16.8 %
% of concluded courses in receipt of dual-arch fixed appliances	246	258	95.3%	63.1%	73.0%	73.8%
% of concluded courses where treatment was abandoned or discontinued	0	258	0.0%	10.2%	6.3%	7.0%
% of patients satisfied with the treatment they have received	8	8	100.0%	95.5%	96.0%	96.0%

* Figures in italics indicate that the base number is less than 100.

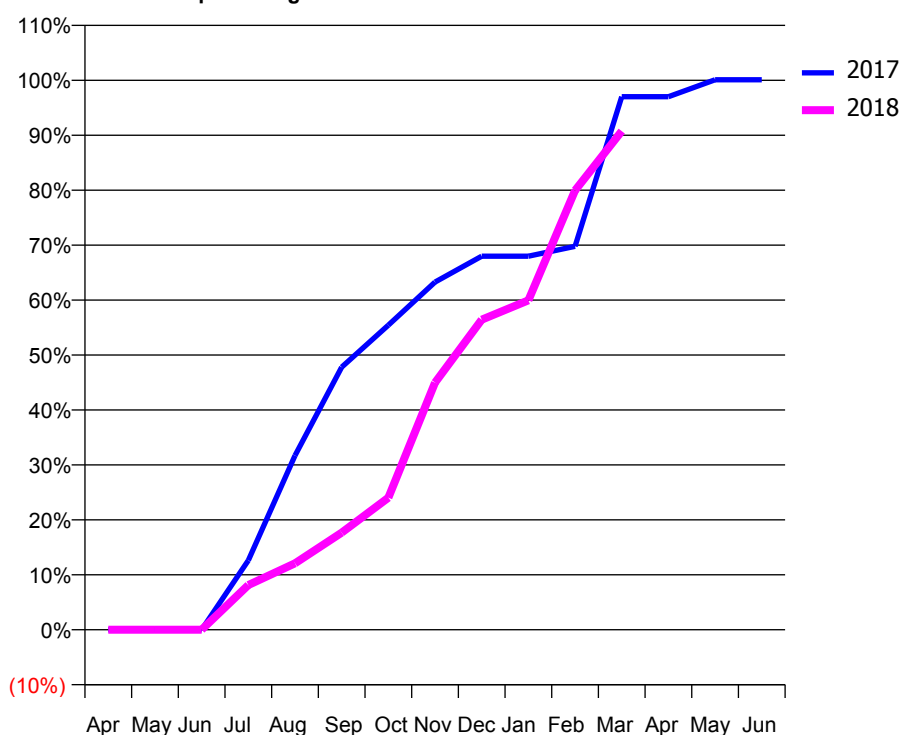
Q68 - Vital Signs Orthodontic At a Glance Contract Report for 100163/0000 - March 2018

Name or company name	SIMPLY ORTHODONTICS GUILDFORD LTD	17/18 Contracted general activity (UDA)	0
Contract type name	PDS Contract	Carry forward general activity (UDA)	0
Purpose of contract	Orthodontic	17/18 Contracted orthodontic activity (UOA)	4,292
Contract start date	01/06/2016	Carry forward orthodontic activity (UOA)	0
Contract end date	31/03/2019	Baseline contract value	£245,262.48

ACCESS	Contract	England and Wales
24 month ratio of assessments to patient IDs	1.03	1.04

ACTIVITY	Contract
Contract assess and fit appliances (case starts) as a percentage of Area Team case starts	1.8 %

Cumulative percentage of contracted UOA delivered 2017 & 2018



Month	Adjusted Scheduled Activity (UOA)		
	2016	2017	2018
April	0	0	0
May	0	0	0
June	0	0	0
July	0	452	349
August	0	1,134	519
September	0	1,710	759
October	0	1,983	1,032
November	0	2,263	1,930
December	0	2,432	2,422
January	0	2,432	2,573
February	0	2,496	3,431
March	0	3,470	3,895
April	0	3,470	
May	0	3,580	
June	0	3,580	

QUALITY (rolling 12 month period)

	Contract Quantity	Contract Base Number	Contract *	Area Team	Region	England
% of all assessments that were assess and fit appliances (case starts)	202	352	57.4%	76.5%	62.5%	60.1%
% of all assessments that were assess and refuse	5	352	1.4%	4.9%	10.1%	11.3%
% of all assessments that were assess and review	145	352	41.2%	18.5%	27.4%	28.6%
% of case starts with a reported IOTN of 3 and Aesthetic Component of 5 or below	0	202	N/A	0.0%	0.1%	0.1%
% of case starts with a reported IOTN of 3 and Aesthetic Component of 6 or above	6	202	3.0%	2.4%	3.4%	4.1%
% of case starts with a reported IOTN of 4	145	202	71.8%	78.1%	77.7%	77.7%
% of case starts with a reported IOTN of 5	50	202	24.8%	18.3%	17.4%	16.8 %
% of concluded courses in receipt of dual-arch fixed appliances	147	158	93.0%	71.9%	73.0%	73.8%
% of concluded courses where treatment was abandoned or discontinued	5	158	3.2%	4.2%	6.3%	7.0%
% of patients satisfied with the treatment they have received	4	5	80.0%	95.1%	96.0%	96.0%

* Figures in italics indicate that the base number is less than 100.

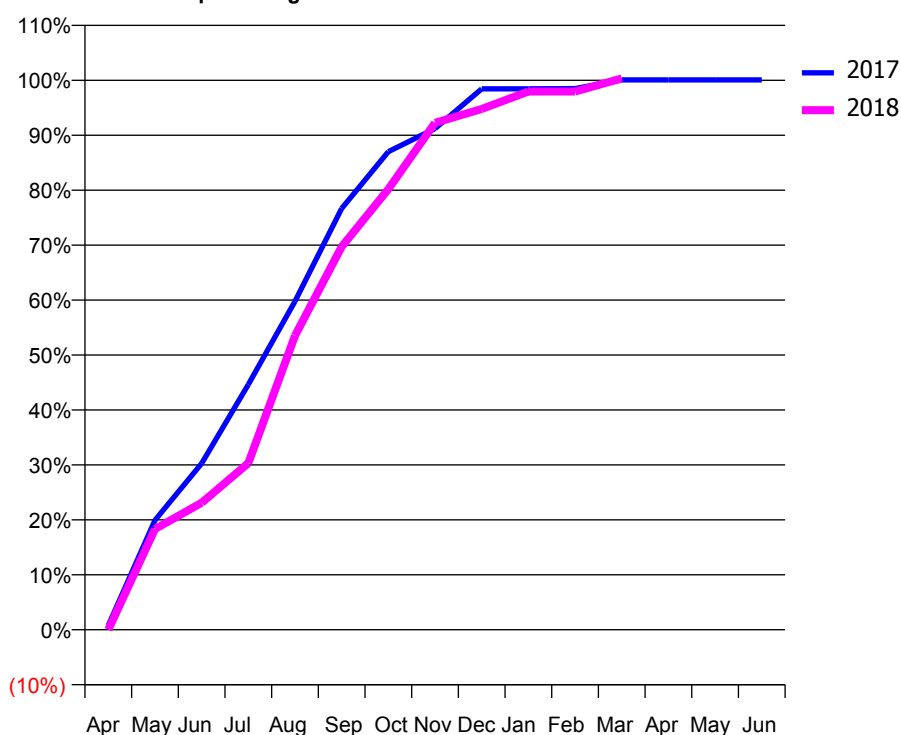
Q68 - Vital Signs Orthodontic At a Glance Contract Report for 101281/0207 - March 2018

Name or company name	OASIS DENTAL CARE LTD	17/18 Contracted general activity (UDA)	0
Contract type name	PDS Contract	Carry forward general activity (UDA)	0
Purpose of contract	Orthodontic	17/18 Contracted orthodontic activity (UOA)	2,635
Contract start date	01/10/2009	Carry forward orthodontic activity (UOA)	0
Contract end date	31/03/2019	Baseline contract value	£174,380.91

ACCESS	Contract	England and Wales
24 month ratio of assessments to patient IDs	1.00	1.04

ACTIVITY	Contract
Contract assess and fit appliances (case starts) as a percentage of Area Team case starts	1.1 %

Cumulative percentage of contracted UOA delivered 2017 & 2018



Month	Adjusted Scheduled Activity (UOA)		
	2016	2017	2018
April	74	21	0
May	585	525	483
June	782	798	609
July	1,296	1,176	799
August	1,362	1,575	1,410
September	1,530	2,020	1,837
October	2,097	2,293	2,113
November	2,269	2,403	2,431
December	2,605	2,594	2,497
January	2,605	2,594	2,581
February	2,689	2,595	2,581
March	2,689	2,637	2,644
April	2,689	2,637	
May	2,710	2,637	
June	2,710	2,637	

QUALITY (rolling 12 month period)

	Contract Quantity	Contract Base Number	Contract *	Area Team	Region	England
% of all assessments that were assess and fit appliances (case starts)	125	144	86.8%	76.5%	62.5%	60.1%
% of all assessments that were assess and refuse	0	144	0.0%	4.9%	10.1%	11.3%
% of all assessments that were assess and review	19	144	13.2%	18.5%	27.4%	28.6%
% of case starts with a reported IOTN of 3 and Aesthetic Component of 5 or below	0	125	N/A	0.0%	0.1%	0.1%
% of case starts with a reported IOTN of 3 and Aesthetic Component of 6 or above	7	125	5.6%	2.4%	3.4%	4.1%
% of case starts with a reported IOTN of 4	108	125	86.4%	78.1%	77.7%	77.7%
% of case starts with a reported IOTN of 5	10	125	8.0%	18.3%	17.4%	16.8 %
% of concluded courses in receipt of dual-arch fixed appliances	0	77	N/A	71.9%	73.0%	73.8%
% of concluded courses where treatment was abandoned or discontinued	1	77	1.3%	4.2%	6.3%	7.0%
% of patients satisfied with the treatment they have received	1	1	100.0%	95.1%	96.0%	96.0%

* Figures in italics indicate that the base number is less than 100.

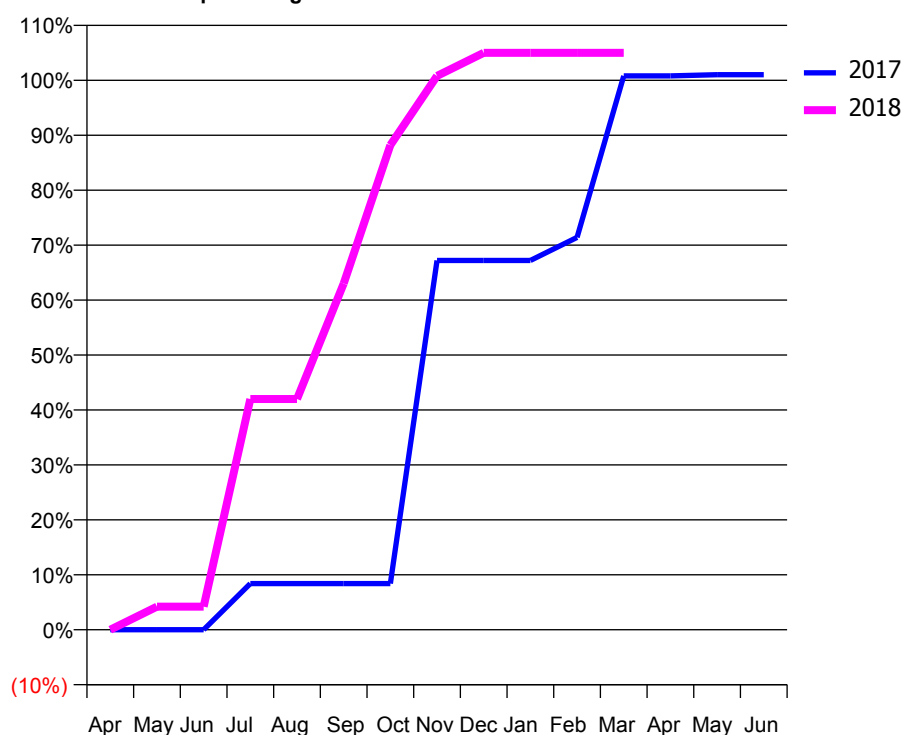
Q68 - Vital Signs Orthodontic At a Glance Contract Report for 101281/0235 - March 2018

Name or company name	OASIS DENTAL CARE LTD	17/18 Contracted general activity (UDA)	0
Contract type name	PDS Contract	Carry forward general activity (UDA)	0
Purpose of contract	Orthodontic	17/18 Contracted orthodontic activity (UOA)	500
Contract start date	01/04/2011	Carry forward orthodontic activity (UOA)	0
Contract end date	31/03/2019	Baseline contract value	£32,788.77

ACCESS	Contract	England and Wales
24 month ratio of assessments to patient IDs	1.04	1.04

ACTIVITY	Contract
Contract assess and fit appliances (case starts) as a percentage of Area Team case starts	0.2 %

Cumulative percentage of contracted UOA delivered 2017 & 2018



Month	Adjusted Scheduled Activity (UOA)		
	2016	2017	2018
April	10	0	0
May	11	0	21
June	76	0	21
July	76	42	210
August	76	42	210
September	148	42	315
October	192	42	441
November	238	336	504
December	259	336	525
January	259	336	525
February	427	357	525
March	449	504	525
April	512	504	
May	512	505	
June	512	505	

QUALITY (rolling 12 month period)

	Contract Quantity	Contract Base Number	Contract *	Area Team	Region	England
% of all assessments that were assess and fit appliances (case starts)	26	27	96.3%	76.5%	62.5%	60.1%
% of all assessments that were assess and refuse	0	27	0.0%	4.9%	10.1%	11.3%
% of all assessments that were assess and review	1	27	3.7%	18.5%	27.4%	28.6%
% of case starts with a reported IOTN of 3 and Aesthetic Component of 5 or below	0	26	N/A	0.0%	0.1%	0.1%
% of case starts with a reported IOTN of 3 and Aesthetic Component of 6 or above	0	26	N/A	2.4%	3.4%	4.1%
% of case starts with a reported IOTN of 4	20	26	76.9%	78.1%	77.7%	77.7%
% of case starts with a reported IOTN of 5	6	26	23.1%	18.3%	17.4%	16.8 %
% of concluded courses in receipt of dual-arch fixed appliances	0	0	N/A	71.9%	73.0%	73.8%
% of concluded courses where treatment was abandoned or discontinued	0	0	N/A	4.2%	6.3%	7.0%
% of patients satisfied with the treatment they have received	5	6	83.3%	95.1%	96.0%	96.0%

* Figures in italics indicate that the base number is less than 100.

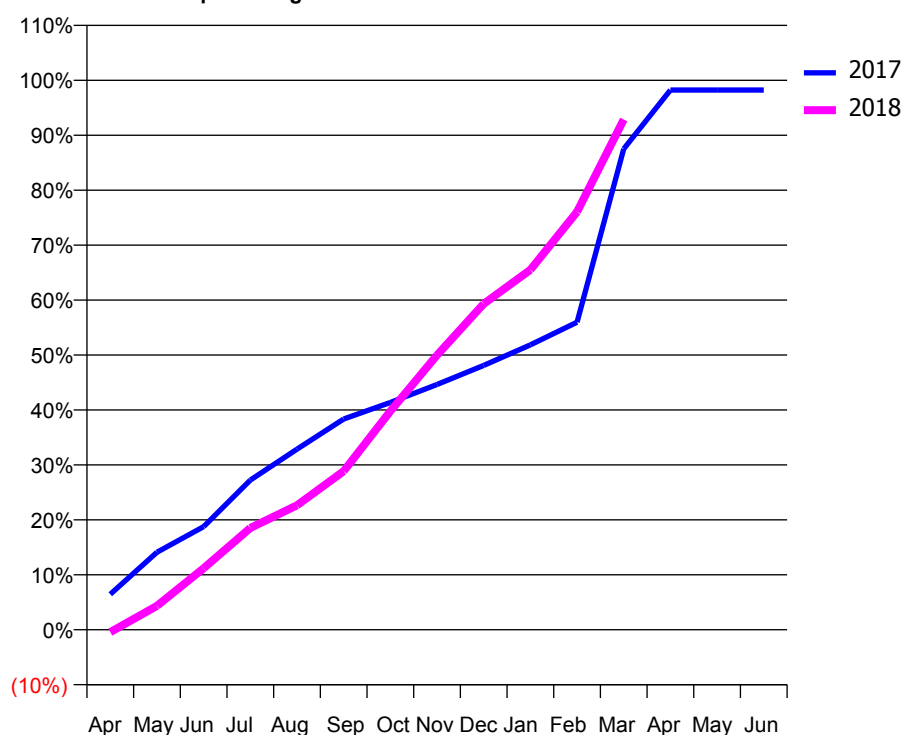
Q68 - Vital Signs Orthodontic At a Glance Contract Report for 102296/0001 - March 2018

Name or company name	Mr Richard Williams and Miss Faiza Darugar	17/18 Contracted general activity (UDA)	0
Contract type name	PDS Contract	Carry forward general activity (UDA)	0
Purpose of contract	Orthodontic	17/18 Contracted orthodontic activity (UOA)	8,837
Contract start date	01/04/2012	Carry forward orthodontic activity (UOA)	158
Contract end date	31/03/2019	Baseline contract value	£579,508.61

ACCESS	Contract	England and Wales
24 month ratio of assessments to patient IDs	1.14	1.04

ACTIVITY	Contract
Contract assess and fit appliances (case starts) as a percentage of Area Team case starts	3.8 %

Cumulative percentage of contracted UOA delivered 2017 & 2018



Month	Adjusted Scheduled Activity (UOA)		
	2016	2017	2018
April	164	572	-40
May	1,432	1,247	385
June	2,062	1,658	990
July	3,028	2,408	1,638
August	3,788	2,905	2,003
September	4,586	3,389	2,550
October	5,301	3,655	3,516
November	6,315	3,944	4,417
December	7,202	4,252	5,243
January	7,688	4,582	5,790
February	8,427	4,947	6,723
March	8,700	7,733	8,207
April	8,743	8,679	
May	8,911	8,679	
June	8,911	8,679	

QUALITY (rolling 12 month period)

	Contract Quantity	Contract Base Number	Contract *	Area Team	Region	England
% of all assessments that were assess and fit appliances (case starts)	435	721	60.3%	76.5%	62.5%	60.1%
% of all assessments that were assess and refuse	39	721	5.4%	4.9%	10.1%	11.3%
% of all assessments that were assess and review	247	721	34.3%	18.5%	27.4%	28.6%
% of case starts with a reported IOTN of 3 and Aesthetic Component of 5 or below	0	435	N/A	0.0%	0.1%	0.1%
% of case starts with a reported IOTN of 3 and Aesthetic Component of 6 or above	34	435	7.8%	2.4%	3.4%	4.1%
% of case starts with a reported IOTN of 4	308	435	70.8%	78.1%	77.7%	77.7%
% of case starts with a reported IOTN of 5	92	435	21.1%	18.3%	17.4%	16.8 %
% of concluded courses in receipt of dual-arch fixed appliances	346	369	93.8%	71.9%	73.0%	73.8%
% of concluded courses where treatment was abandoned or discontinued	15	369	4.1%	4.2%	6.3%	7.0%
% of patients satisfied with the treatment they have received	22	24	91.7%	95.1%	96.0%	96.0%

* Figures in italics indicate that the base number is less than 100.

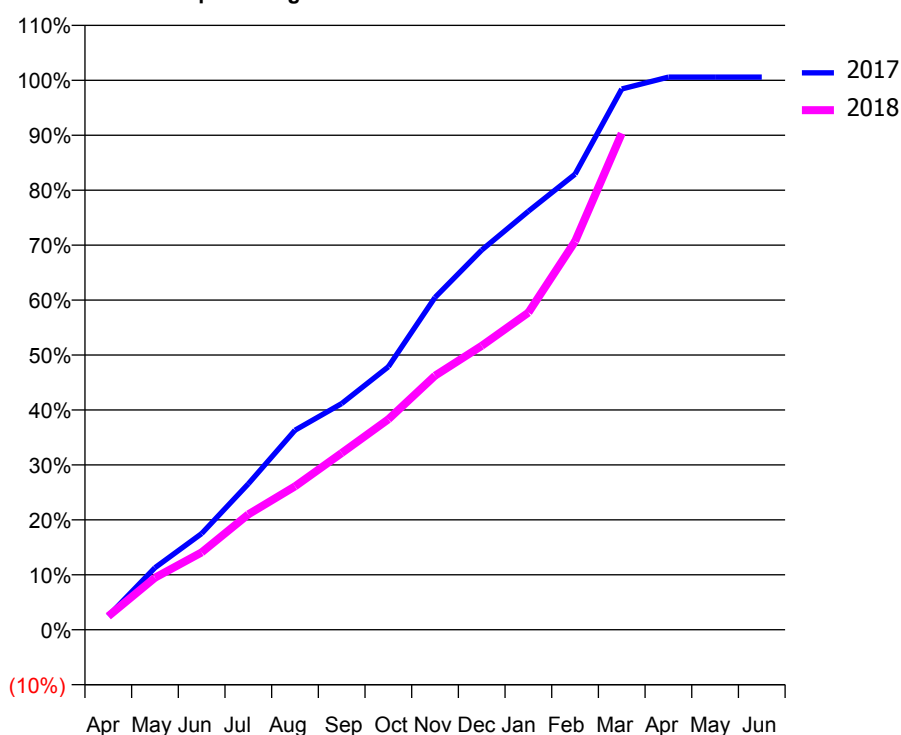
Q68 - Vital Signs Orthodontic At a Glance Contract Report for 104930/0001 - March 2018

Name or company name	Dentalign Eastbourne Ltd	17/18 Contracted general activity (UDA)	0
Contract type name	PDS Contract	Carry forward general activity (UDA)	0
Purpose of contract	Orthodontic	17/18 Contracted orthodontic activity (UOA)	7,000
Contract start date	01/10/2008	Carry forward orthodontic activity (UOA)	0
Contract end date	31/03/2019	Baseline contract value	£452,728.29

ACCESS	Contract	England and Wales
24 month ratio of assessments to patient IDs	1.00	1.04

ACTIVITY	Contract
Contract assess and fit appliances (case starts) as a percentage of Area Team case starts	2.8 %

Cumulative percentage of contracted UOA delivered 2017 & 2018



Month	Adjusted Scheduled Activity (UOA)		
	2016	2017	2018
April	136	175	173
May	927	791	663
June	1,557	1,226	986
July	2,339	1,860	1,470
August	2,776	2,542	1,827
September	3,166	2,881	2,252
October	3,639	3,350	2,681
November	4,229	4,234	3,236
December	4,682	4,838	3,618
January	4,937	5,332	4,040
February	5,700	5,804	4,948
March	6,559	6,890	6,323
April	7,114	7,041	
May	7,114	7,041	
June	7,114	7,041	

QUALITY (rolling 12 month period)

	Contract Quantity	Contract Base Number	Contract *	Area Team	Region	England
% of all assessments that were assess and fit appliances (case starts)	316	339	93.2%	76.5%	62.5%	60.1%
% of all assessments that were assess and refuse	14	339	4.1%	4.9%	10.1%	11.3%
% of all assessments that were assess and review	9	339	2.7%	18.5%	27.4%	28.6%
% of case starts with a reported IOTN of 3 and Aesthetic Component of 5 or below	0	316	N/A	0.0%	0.1%	0.1%
% of case starts with a reported IOTN of 3 and Aesthetic Component of 6 or above	9	316	2.8%	2.4%	3.4%	4.1%
% of case starts with a reported IOTN of 4	274	316	86.7%	78.1%	77.7%	77.7%
% of case starts with a reported IOTN of 5	31	316	9.8%	18.3%	17.4%	16.8 %
% of concluded courses in receipt of dual-arch fixed appliances	189	222	85.1%	71.9%	73.0%	73.8%
% of concluded courses where treatment was abandoned or discontinued	8	222	3.6%	4.2%	6.3%	7.0%
% of patients satisfied with the treatment they have received	8	8	100.0%	95.1%	96.0%	96.0%

* Figures in italics indicate that the base number is less than 100.

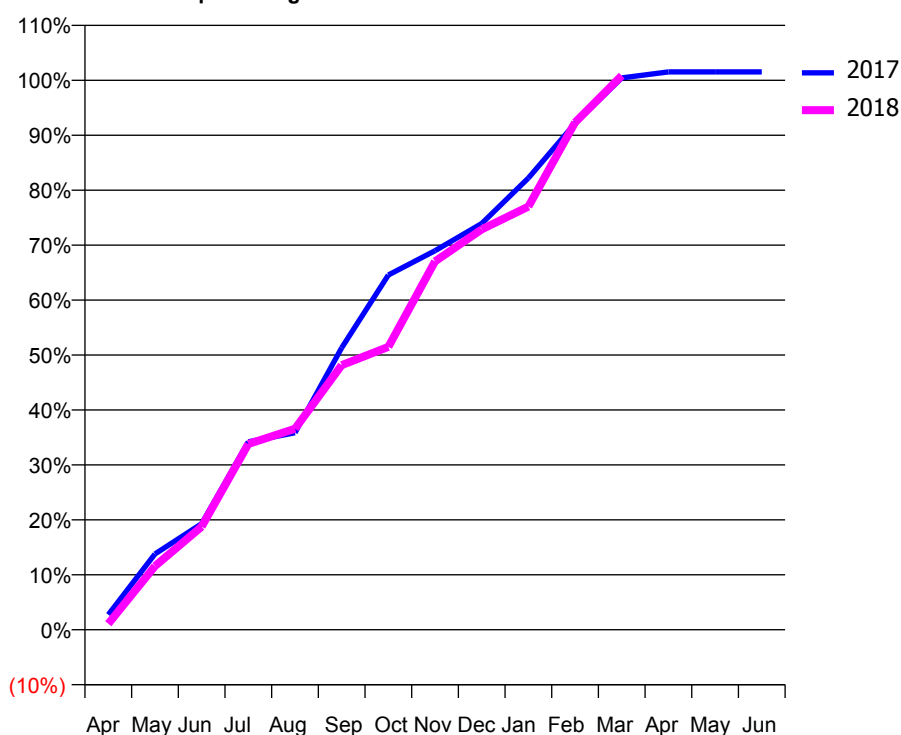
Q68 - Vital Signs Orthodontic At a Glance Contract Report for 124761/0001 - March 2018

Name or company name	Ortho Clinic (Surrey) Limited	17/18 Contracted general activity (UDA)	0
Contract type name	PDS Contract	Carry forward general activity (UDA)	0
Purpose of contract	Orthodontic	17/18 Contracted orthodontic activity (UOA)	3,806
Contract start date	01/05/2011	Carry forward orthodontic activity (UOA)	0
Contract end date	31/03/2019	Baseline contract value	£243,057.90

ACCESS	Contract	England and Wales
24 month ratio of assessments to patient IDs	1.21	1.04

ACTIVITY	Contract
Contract assess and fit appliances (case starts) as a percentage of Area Team case starts	1.6 %

Cumulative percentage of contracted UOA delivered 2017 & 2018



Month	Adjusted Scheduled Activity (UOA)		
	2016	2017	2018
April	49	105	42
May	304	525	441
June	304	735	714
July	1,527	1,302	1,287
August	1,825	1,365	1,392
September	2,036	1,953	1,833
October	2,709	2,457	1,959
November	2,961	2,625	2,551
December	3,066	2,814	2,773
January	3,171	3,129	2,931
February	3,822	3,507	3,514
March	3,906	3,822	3,838
April	3,906	3,864	
May	3,906	3,864	
June	3,906	3,864	

QUALITY (rolling 12 month period)	Contract Quantity	Contract Base Number	Contract *	Area Team	Region	England
% of all assessments that were assess and fit appliances (case starts)	182	241	75.5%	76.5%	62.5%	60.1%
% of all assessments that were assess and refuse	0	241	0.0%	4.9%	10.1%	11.3%
% of all assessments that were assess and review	59	241	24.5%	18.5%	27.4%	28.6%
% of case starts with a reported IOTN of 3 and Aesthetic Component of 5 or below	0	182	N/A	0.0%	0.1%	0.1%
% of case starts with a reported IOTN of 3 and Aesthetic Component of 6 or above	0	182	N/A	2.4%	3.4%	4.1%
% of case starts with a reported IOTN of 4	149	182	81.9%	78.1%	77.7%	77.7%
% of case starts with a reported IOTN of 5	33	182	18.1%	18.3%	17.4%	16.8 %
% of concluded courses in receipt of dual-arch fixed appliances	0	91	N/A	71.9%	73.0%	73.8%
% of concluded courses where treatment was abandoned or discontinued	2	91	2.2%	4.2%	6.3%	7.0%
% of patients satisfied with the treatment they have received	2	2	100.0%	95.1%	96.0%	96.0%

* Figures in italics indicate that the base number is less than 100.

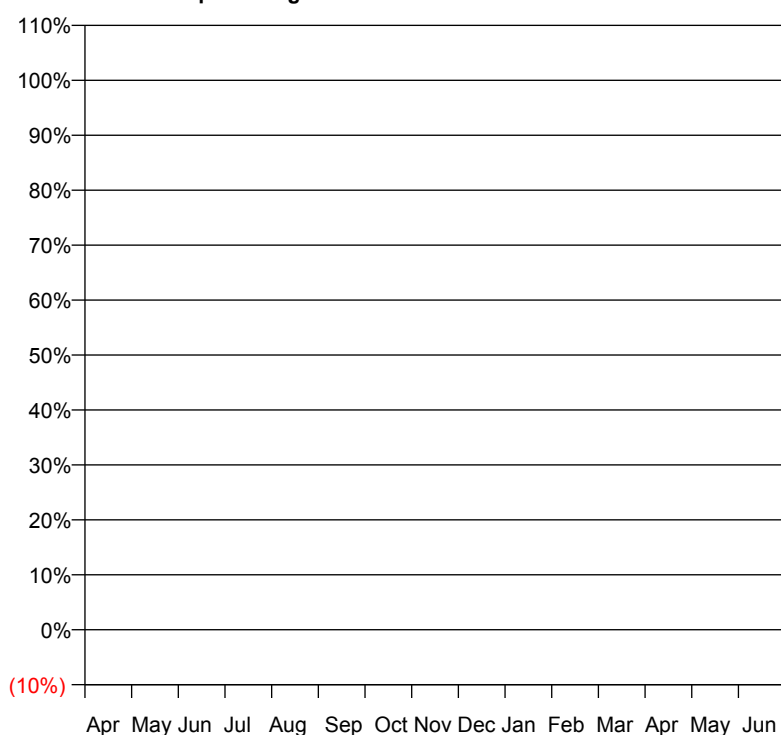
Q68 - Vital Signs Orthodontic At a Glance Contract Report for 125776/0013 - March 2018

Name or company name	Apex Dental Care Ltd	17/18 Contracted general activity (UDA)	2,035
Contract type name	GDS Contract	Carry forward general activity (UDA)	-41
Purpose of contract	General	17/18 Contracted orthodontic activity (UOA)	0
Contract start date	09/02/2013	Carry forward orthodontic activity (UOA)	0
Contract end date		Baseline contract value	£56,109.99

ACCESS	Contract	England and Wales
24 month ratio of assessments to patient IDs	1.00	1.04

ACTIVITY	Contract
Contract assess and fit appliances (case starts) as a percentage of Area Team case starts	0.0 %

Cumulative percentage of contracted UOA delivered 2017 & 2018



— 2017
— 2018

Month	Adjusted Scheduled Activity (UOA)		
	2016	2017	2018
April	0	0	0
May	0	0	0
June	0	0	0
July	0	0	0
August	0	0	0
September	0	0	0
October	0	0	0
November	0	0	1
December	0	0	1
January	0	0	1
February	0	0	1
March	0	0	1
April	0	0	
May	0	0	
June	0	0	

QUALITY (rolling 12 month period)

	Contract Quantity	Contract Base Number	Contract *	Area Team	Region	England
% of all assessments that were assess and fit appliances (case starts)	0	1	0.0%	76.5%	62.5%	60.1%
% of all assessments that were assess and refuse	0	1	0.0%	4.9%	10.1%	11.3%
% of all assessments that were assess and review	1	1	100.0%	18.5%	27.4%	28.6%
% of case starts with a reported IOTN of 3 and Aesthetic Component of 5 or below	0	0	N/A	0.0%	0.1%	0.1%
% of case starts with a reported IOTN of 3 and Aesthetic Component of 6 or above	0	0	N/A	2.4%	3.4%	4.1%
% of case starts with a reported IOTN of 4	0	0	N/A	78.1%	77.7%	77.7%
% of case starts with a reported IOTN of 5	0	0	N/A	18.3%	17.4%	16.8 %
% of concluded courses in receipt of dual-arch fixed appliances	0	0	N/A	71.9%	73.0%	73.8%
% of concluded courses where treatment was abandoned or discontinued	0	0	N/A	4.2%	6.3%	7.0%
% of patients satisfied with the treatment they have received	0	0	N/A	95.1%	96.0%	96.0%

* Figures in italics indicate that the base number is less than 100.

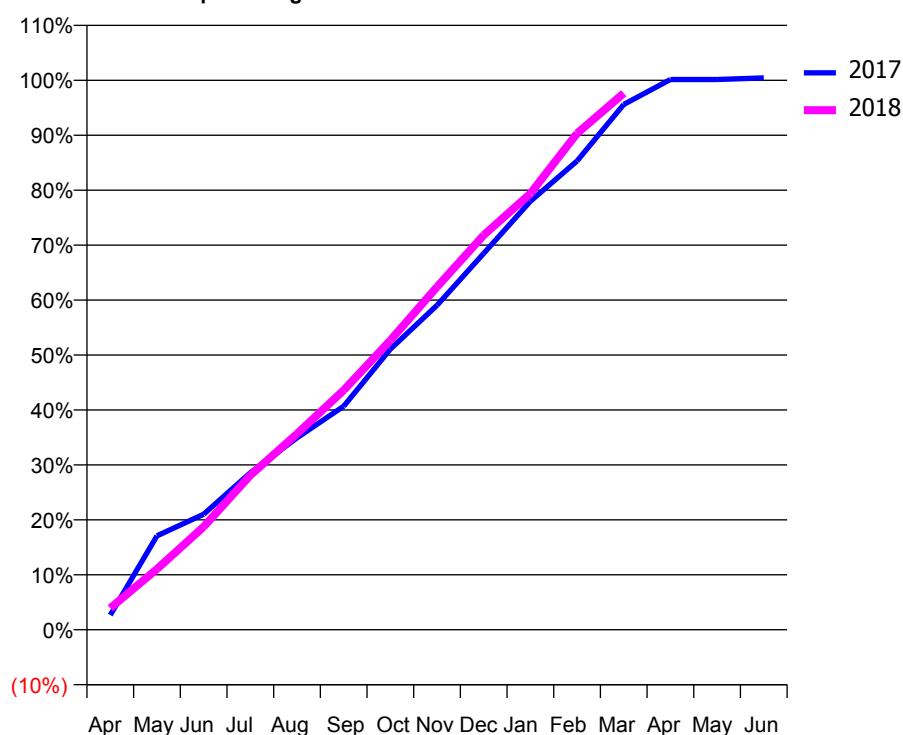
Q68 - Vital Signs Orthodontic At a Glance Contract Report for 146862/0001 - March 2018

Name or company name	Sackville Road Orthodontic Clinic	17/18 Contracted general activity (UDA)	0
Contract type name	PDS Contract	Carry forward general activity (UDA)	0
Purpose of contract	Orthodontic	17/18 Contracted orthodontic activity (UOA)	6,944
Contract start date	01/10/2009	Carry forward orthodontic activity (UOA)	0
Contract end date	31/03/2019	Baseline contract value	£468,871.36

ACCESS	Contract	England and Wales
24 month ratio of assessments to patient IDs	1.00	1.04

ACTIVITY	Contract
Contract assess and fit appliances (case starts) as a percentage of Area Team case starts	3.0 %

Cumulative percentage of contracted UOA delivered 2017 & 2018



Month	Adjusted Scheduled Activity (UOA)		
	2016	2017	2018
April	202	187	273
May	202	1,187	768
June	854	1,460	1,301
July	1,568	1,985	1,952
August	2,030	2,426	2,477
September	2,429	2,825	3,027
October	3,445	3,547	3,657
November	4,264	4,101	4,334
December	4,948	4,756	4,987
January	5,565	5,415	5,512
February	6,090	5,924	6,272
March	6,535	6,638	6,780
April	6,896	6,953	
May	6,942	6,953	
June	6,942	6,974	

QUALITY (rolling 12 month period)

	Contract Quantity	Contract Base Number	Contract *	Area Team	Region	England
% of all assessments that were assess and fit appliances (case starts)	346	349	99.1%	76.5%	62.5%	60.1%
% of all assessments that were assess and refuse	3	349	0.9%	4.9%	10.1%	11.3%
% of all assessments that were assess and review	0	349	0.0%	18.5%	27.4%	28.6%
% of case starts with a reported IOTN of 3 and Aesthetic Component of 5 or below	0	346	N/A	0.0%	0.1%	0.1%
% of case starts with a reported IOTN of 3 and Aesthetic Component of 6 or above	1	346	0.3%	2.4%	3.4%	4.1%
% of case starts with a reported IOTN of 4	272	346	78.6%	78.1%	77.7%	77.7%
% of case starts with a reported IOTN of 5	73	346	21.1%	18.3%	17.4%	16.8 %
% of concluded courses in receipt of dual-arch fixed appliances	287	327	87.8%	71.9%	73.0%	73.8%
% of concluded courses where treatment was abandoned or discontinued	37	327	11.3%	4.2%	6.3%	7.0%
% of patients satisfied with the treatment they have received	6	6	100.0%	95.1%	96.0%	96.0%

* Figures in italics indicate that the base number is less than 100.

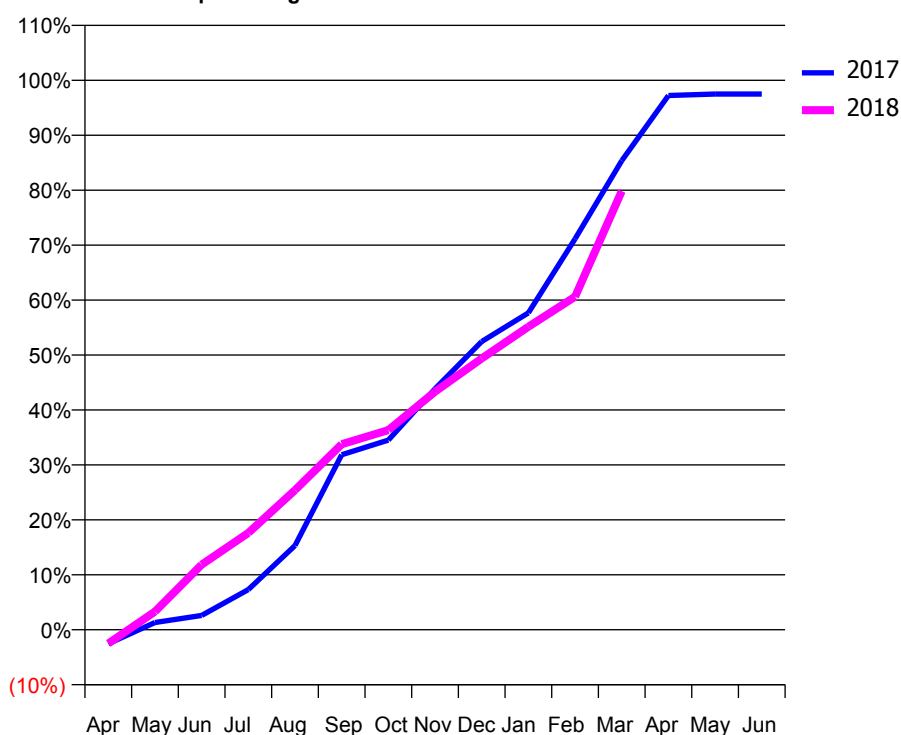
Q68 - Vital Signs Orthodontic At a Glance Contract Report for 148776/0001 - March 2018

Name or company name	Anglesea Terrace Orthodontic Practice Limited	17/18 Contracted general activity (UDA)	0
Contract type name	PDS Contract	Carry forward general activity (UDA)	0
Purpose of contract	Orthodontic	17/18 Contracted orthodontic activity (UOA)	8,130
Contract start date	01/04/2015	Carry forward orthodontic activity (UOA)	204
Contract end date	31/03/2019	Baseline contract value	£545,697.15

ACCESS	Contract	England and Wales
24 month ratio of assessments to patient IDs	1.00	1.04

ACTIVITY	Contract
Contract assess and fit appliances (case starts) as a percentage of Area Team case starts	3.3 %

Cumulative percentage of contracted UOA delivered 2017 & 2018



Month	Adjusted Scheduled Activity (UOA)		
	2016	2017	2018
April	0	-208	-204
May	0	107	270
June	0	212	963
July	0	594	1,433
August	0	1,245	2,067
September	0	2,589	2,745
October	0	2,807	2,955
November	3,168	3,567	3,522
December	3,991	4,264	4,013
January	4,243	4,688	4,483
February	5,381	5,784	4,928
March	6,620	6,939	6,490
April	7,901	7,905	
May	7,901	7,926	
June	7,901	7,926	

QUALITY (rolling 12 month period)

	Contract Quantity	Contract Base Number	Contract *	Area Team	Region	England
% of all assessments that were assess and fit appliances (case starts)	378	378	100.0%	76.5%	62.5%	60.1%
% of all assessments that were assess and refuse	0	378	0.0%	4.9%	10.1%	11.3%
% of all assessments that were assess and review	0	378	0.0%	18.5%	27.4%	28.6%
% of case starts with a reported IOTN of 3 and Aesthetic Component of 5 or below	0	378	N/A	0.0%	0.1%	0.1%
% of case starts with a reported IOTN of 3 and Aesthetic Component of 6 or above	0	378	N/A	2.4%	3.4%	4.1%
% of case starts with a reported IOTN of 4	305	378	80.7%	78.1%	77.7%	77.7%
% of case starts with a reported IOTN of 5	72	378	19.0%	18.3%	17.4%	16.8 %
% of concluded courses in receipt of dual-arch fixed appliances	253	361	70.1%	71.9%	73.0%	73.8%
% of concluded courses where treatment was abandoned or discontinued	36	361	10.0%	4.2%	6.3%	7.0%
% of patients satisfied with the treatment they have received	14	16	87.5%	95.1%	96.0%	96.0%

* Figures in italics indicate that the base number is less than 100.

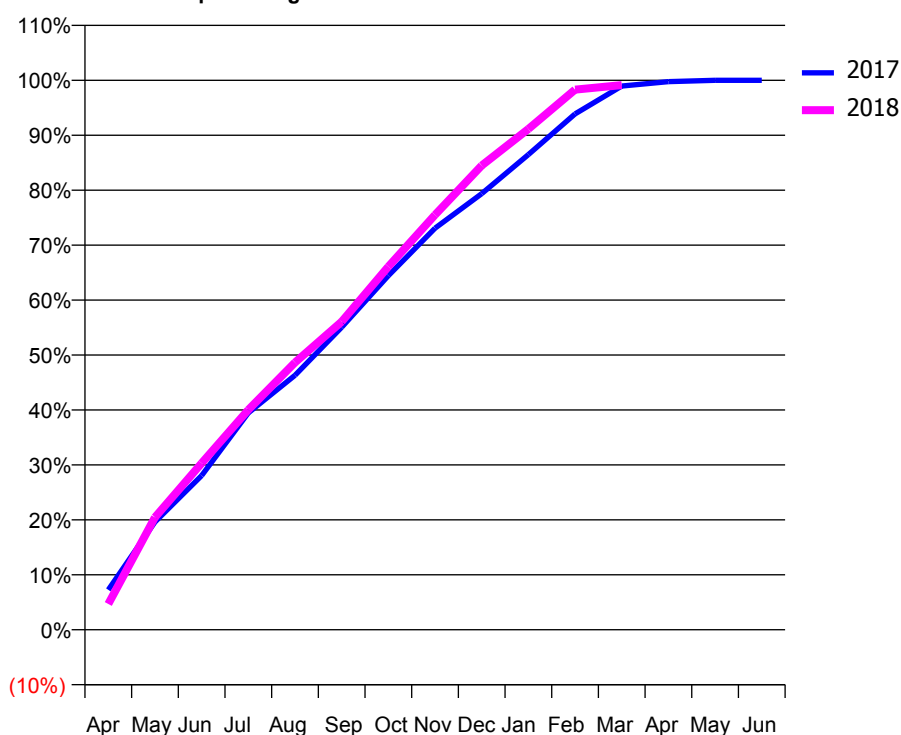
Q68 - Vital Signs Orthodontic At a Glance Contract Report for 155349/0001 - March 2018

Name or company name	E & G Ortho Limited	17/18 Contracted general activity (UDA)	0
Contract type name	PDS Contract	Carry forward general activity (UDA)	0
Purpose of contract	Orthodontic	17/18 Contracted orthodontic activity (UOA)	10,755
Contract start date	01/04/2011	Carry forward orthodontic activity (UOA)	0
Contract end date	31/03/2019	Baseline contract value	£698,756.14

ACCESS	Contract	England and Wales
24 month ratio of assessments to patient IDs	1.06	1.04

ACTIVITY	Contract
Contract assess and fit appliances (case starts) as a percentage of Area Team case starts	4.7 %

Cumulative percentage of contracted UOA delivered 2017 & 2018



Month	Adjusted Scheduled Activity (UOA)		
	2016	2017	2018
April	582	781	504
May	1,875	2,111	2,202
June	2,512	3,018	3,260
July	4,173	4,246	4,305
August	4,755	4,980	5,233
September	5,856	5,920	6,030
October	7,145	6,930	7,109
November	7,851	7,860	8,121
December	8,653	8,537	9,088
January	8,925	9,301	9,802
February	10,076	10,096	10,571
March	10,484	10,643	10,659
April	10,756	10,727	
May	10,756	10,755	
June	10,756	10,755	

QUALITY (rolling 12 month period)

	Contract Quantity	Contract Base Number	Contract *	Area Team	Region	England
% of all assessments that were assess and fit appliances (case starts)	536	673	79.6%	76.5%	62.5%	60.1%
% of all assessments that were assess and refuse	8	673	1.2%	4.9%	10.1%	11.3%
% of all assessments that were assess and review	129	673	19.2%	18.5%	27.4%	28.6%
% of case starts with a reported IOTN of 3 and Aesthetic Component of 5 or below	0	536	N/A	0.0%	0.1%	0.1%
% of case starts with a reported IOTN of 3 and Aesthetic Component of 6 or above	5	536	0.9%	2.4%	3.4%	4.1%
% of case starts with a reported IOTN of 4	441	536	82.3%	78.1%	77.7%	77.7%
% of case starts with a reported IOTN of 5	87	536	16.2%	18.3%	17.4%	16.8 %
% of concluded courses in receipt of dual-arch fixed appliances	441	518	85.1%	71.9%	73.0%	73.8%
% of concluded courses where treatment was abandoned or discontinued	6	518	1.2%	4.2%	6.3%	7.0%
% of patients satisfied with the treatment they have received	12	13	92.3%	95.1%	96.0%	96.0%

* Figures in italics indicate that the base number is less than 100.

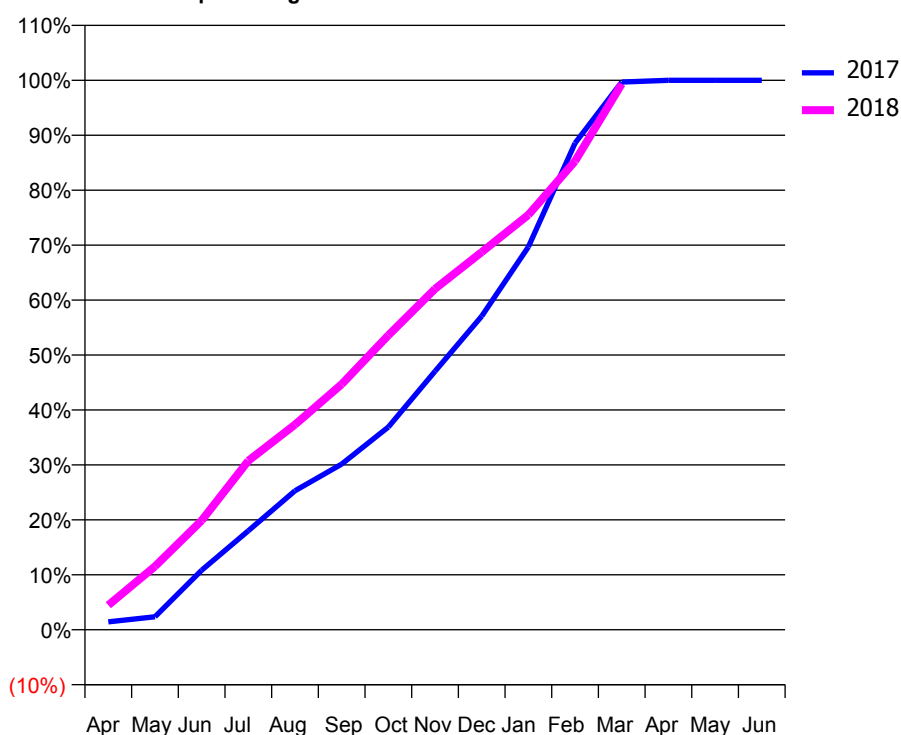
Q68 - Vital Signs Orthodontic At a Glance Contract Report for 155349/0002 - March 2018

Name or company name	E & G Ortho Limited	17/18 Contracted general activity (UDA)	0
Contract type name	PDS Contract	Carry forward general activity (UDA)	0
Purpose of contract	Orthodontic	17/18 Contracted orthodontic activity (UOA)	6,268
Contract start date	01/04/2011	Carry forward orthodontic activity (UOA)	0
Contract end date	31/03/2019	Baseline contract value	£411,039.94

ACCESS	Contract	England and Wales
24 month ratio of assessments to patient IDs	1.05	1.04

ACTIVITY	Contract
Contract assess and fit appliances (case starts) as a percentage of Area Team case starts	2.6 %

Cumulative percentage of contracted UOA delivered 2017 & 2018



Month	Adjusted Scheduled Activity (UOA)		
	2016	2017	2018
April	219	91	280
May	935	149	723
June	1,208	679	1,246
July	1,765	1,130	1,928
August	1,989	1,586	2,340
September	2,412	1,890	2,801
October	2,940	2,312	3,359
November	3,353	2,949	3,888
December	4,072	3,576	4,308
January	4,207	4,367	4,732
February	5,204	5,551	5,345
March	5,872	6,247	6,227
April	6,264	6,268	
May	6,268	6,268	
June	6,289	6,268	

QUALITY (rolling 12 month period)

	Contract Quantity	Contract Base Number	Contract *	Area Team	Region	England
% of all assessments that were assess and fit appliances (case starts)	301	403	74.7%	76.5%	62.5%	60.1%
% of all assessments that were assess and refuse	12	403	3.0%	4.9%	10.1%	11.3%
% of all assessments that were assess and review	90	403	22.3%	18.5%	27.4%	28.6%
% of case starts with a reported IOTN of 3 and Aesthetic Component of 5 or below	0	301	N/A	0.0%	0.1%	0.1%
% of case starts with a reported IOTN of 3 and Aesthetic Component of 6 or above	7	301	2.3%	2.4%	3.4%	4.1%
% of case starts with a reported IOTN of 4	219	301	72.8%	78.1%	77.7%	77.7%
% of case starts with a reported IOTN of 5	71	301	23.6%	18.3%	17.4%	16.8 %
% of concluded courses in receipt of dual-arch fixed appliances	223	265	84.2%	71.9%	73.0%	73.8%
% of concluded courses where treatment was abandoned or discontinued	11	265	4.2%	4.2%	6.3%	7.0%
% of patients satisfied with the treatment they have received	7	7	100.0%	95.1%	96.0%	96.0%

* Figures in italics indicate that the base number is less than 100.

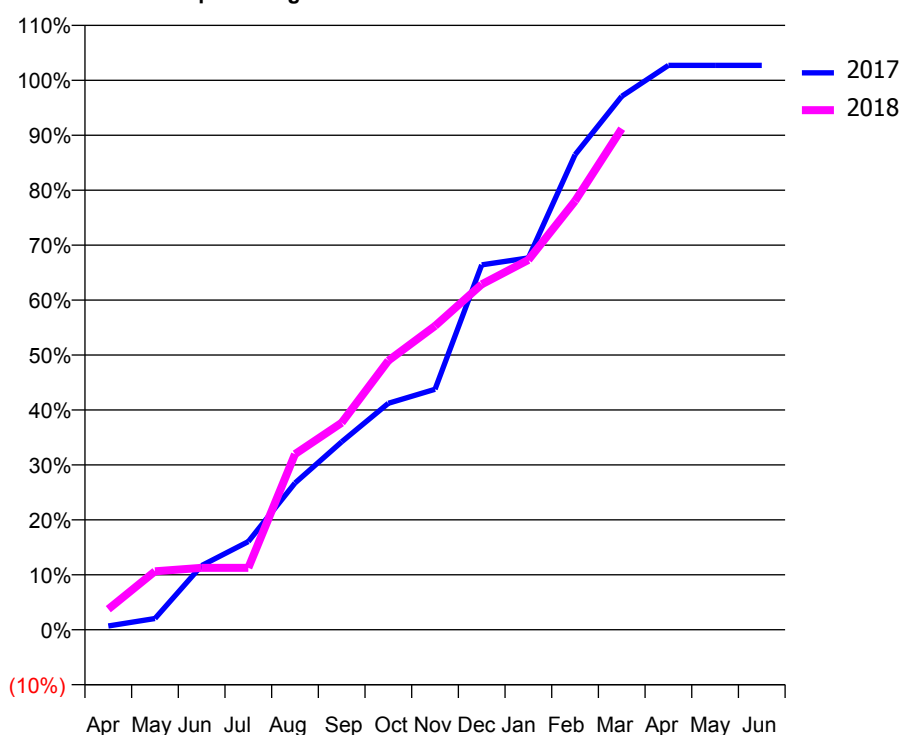
Q68 - Vital Signs Orthodontic At a Glance Contract Report for 156574/0001 - March 2018

Name or company name	Total Orthodontics	17/18 Contracted general activity (UDA)	0
Contract type name	PDS Contract	Carry forward general activity (UDA)	0
Purpose of contract	Orthodontic	17/18 Contracted orthodontic activity (UOA)	3,356
Contract start date	01/04/2006	Carry forward orthodontic activity (UOA)	0
Contract end date	31/03/2019	Baseline contract value	£216,610.87

ACCESS	Contract	England and Wales
24 month ratio of assessments to patient IDs	1.07	1.04

ACTIVITY	Contract
Contract assess and fit appliances (case starts) as a percentage of Area Team case starts	1.5 %

Cumulative percentage of contracted UOA delivered 2017 & 2018



Month	Adjusted Scheduled Activity (UOA)		
	2016	2017	2018
April	6	23	126
May	53	69	357
June	53	392	378
July	231	539	378
August	642	896	1,073
September	774	1,148	1,264
October	1,113	1,383	1,644
November	1,391	1,469	1,856
December	1,651	2,229	2,110
January	1,841	2,271	2,259
February	2,833	2,901	2,619
March	3,175	3,258	3,060
April	3,217	3,447	
May	3,386	3,447	
June	3,386	3,447	

QUALITY (rolling 12 month period)

	Contract Quantity	Contract Base Number	Contract *	Area Team	Region	England
% of all assessments that were assess and fit appliances (case starts)	166	182	91.2%	76.5%	62.5%	60.1%
% of all assessments that were assess and refuse	16	182	8.8%	4.9%	10.1%	11.3%
% of all assessments that were assess and review	0	182	0.0%	18.5%	27.4%	28.6%
% of case starts with a reported IOTN of 3 and Aesthetic Component of 5 or below	0	166	N/A	0.0%	0.1%	0.1%
% of case starts with a reported IOTN of 3 and Aesthetic Component of 6 or above	3	166	1.8%	2.4%	3.4%	4.1%
% of case starts with a reported IOTN of 4	129	166	77.7%	78.1%	77.7%	77.7%
% of case starts with a reported IOTN of 5	34	166	20.5%	18.3%	17.4%	16.8 %
% of concluded courses in receipt of dual-arch fixed appliances	121	136	89.0%	71.9%	73.0%	73.8%
% of concluded courses where treatment was abandoned or discontinued	11	136	8.1%	4.2%	6.3%	7.0%
% of patients satisfied with the treatment they have received	7	7	100.0%	95.1%	96.0%	96.0%

* Figures in italics indicate that the base number is less than 100.

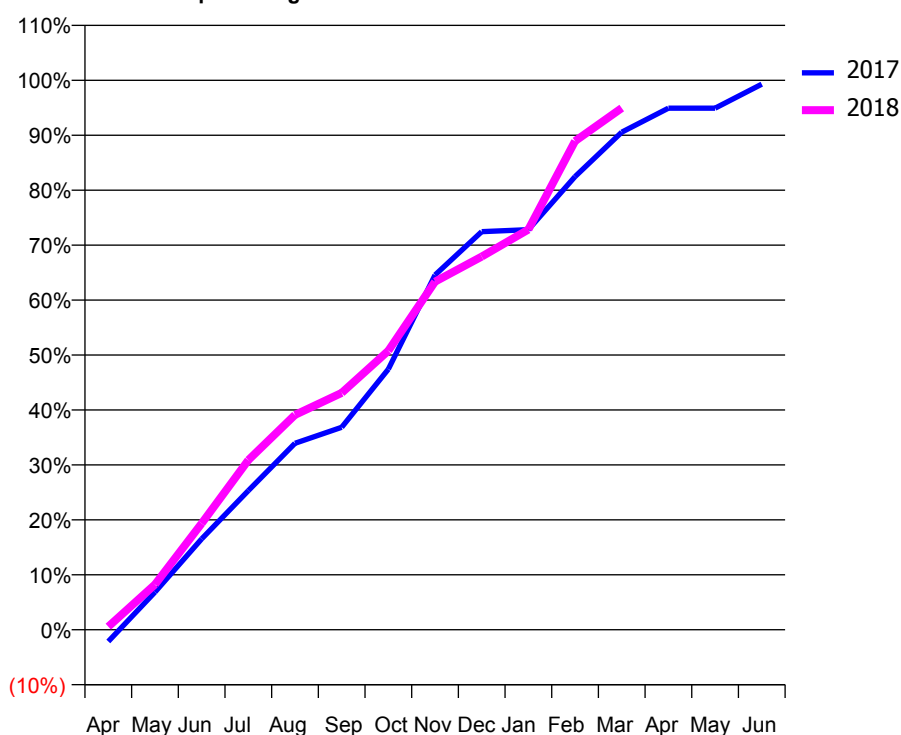
Q68 - Vital Signs Orthodontic At a Glance Contract Report for 156574/0002 - March 2018

Name or company name	Total Orthodontics	17/18 Contracted general activity (UDA)	0
Contract type name	PDS Contract	Carry forward general activity (UDA)	0
Purpose of contract	Orthodontic	17/18 Contracted orthodontic activity (UOA)	11,513
Contract start date	01/04/2006	Carry forward orthodontic activity (UOA)	81
Contract end date	31/03/2019	Baseline contract value	£777,102.29

ACCESS	Contract	England and Wales
24 month ratio of assessments to patient IDs	1.00	1.04

ACTIVITY	Contract
Contract assess and fit appliances (case starts) as a percentage of Area Team case starts	5.0 %

Cumulative percentage of contracted UOA delivered 2017 & 2018



Month	Adjusted Scheduled Activity (UOA)		
	2016	2017	2018
April	123	-247	66
May	1,412	790	948
June	1,839	1,903	2,229
July	2,682	2,915	3,556
August	3,463	3,906	4,501
September	4,019	4,242	4,963
October	5,244	5,460	5,845
November	6,367	7,434	7,294
December	7,666	8,341	7,819
January	8,232	8,383	8,386
February	10,225	9,496	10,238
March	10,951	10,424	10,931
April	10,951	10,928	
May	10,951	10,928	
June	11,266	11,432	

QUALITY (rolling 12 month period)

	Contract Quantity	Contract Base Number	Contract *	Area Team	Region	England
% of all assessments that were assess and fit appliances (case starts)	574	574	100.0%	76.5%	62.5%	60.1%
% of all assessments that were assess and refuse	0	574	0.0%	4.9%	10.1%	11.3%
% of all assessments that were assess and review	0	574	0.0%	18.5%	27.4%	28.6%
% of case starts with a reported IOTN of 3 and Aesthetic Component of 5 or below	1	574	0.2%	0.0%	0.1%	0.1%
% of case starts with a reported IOTN of 3 and Aesthetic Component of 6 or above	15	574	2.6%	2.4%	3.4%	4.1%
% of case starts with a reported IOTN of 4	530	574	92.3%	78.1%	77.7%	77.7%
% of case starts with a reported IOTN of 5	23	574	4.0%	18.3%	17.4%	16.8 %
% of concluded courses in receipt of dual-arch fixed appliances	539	550	98.0%	71.9%	73.0%	73.8%
% of concluded courses where treatment was abandoned or discontinued	6	550	1.1%	4.2%	6.3%	7.0%
% of patients satisfied with the treatment they have received	24	25	96.0%	95.1%	96.0%	96.0%

* Figures in italics indicate that the base number is less than 100.

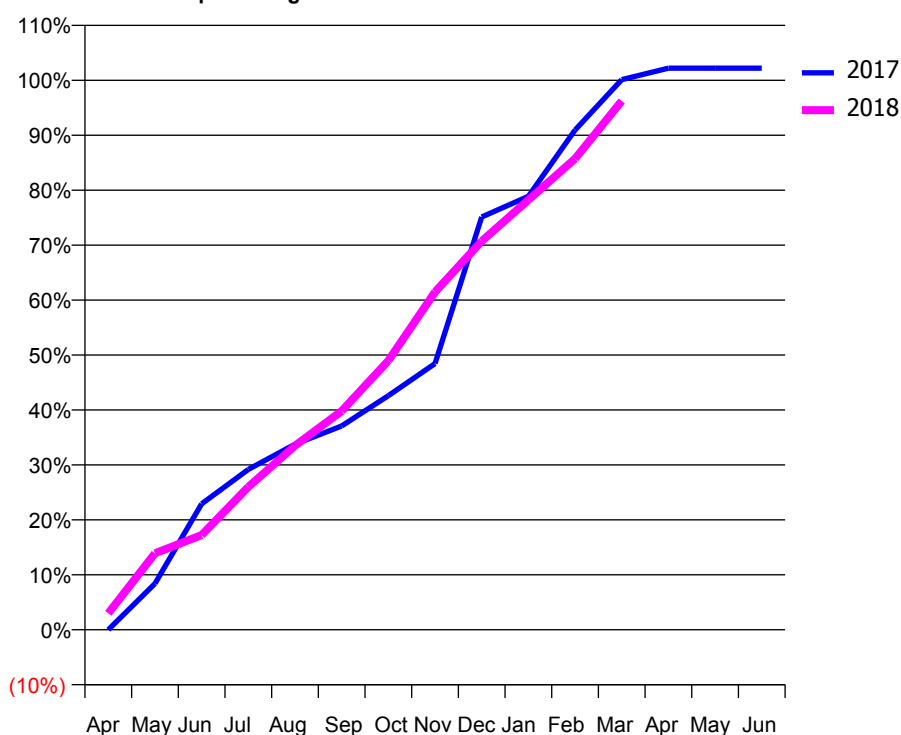
Q68 - Vital Signs Orthodontic At a Glance Contract Report for 156574/0004 - March 2018

Name or company name	Total Orthodontics	17/18 Contracted general activity (UDA)	0
Contract type name	PDS Contract	Carry forward general activity (UDA)	0
Purpose of contract	Orthodontic	17/18 Contracted orthodontic activity (UOA)	5,040
Contract start date	01/05/2010	Carry forward orthodontic activity (UOA)	0
Contract end date	31/03/2019	Baseline contract value	£325,733.23

ACCESS	Contract	England and Wales
24 month ratio of assessments to patient IDs	1.00	1.04

ACTIVITY	Contract
Contract assess and fit appliances (case starts) as a percentage of Area Team case starts	2.1 %

Cumulative percentage of contracted UOA delivered 2017 & 2018



Month	Adjusted Scheduled Activity (UOA)		
	2016	2017	2018
April	3	0	151
May	286	424	701
June	581	1,155	869
July	918	1,471	1,310
August	1,158	1,702	1,688
September	1,447	1,870	2,007
October	2,009	2,147	2,469
November	2,705	2,442	3,099
December	3,022	3,786	3,565
January	3,383	3,975	3,943
February	4,130	4,584	4,321
March	4,302	5,046	4,850
April	4,702	5,151	
May	5,153	5,151	
June	5,174	5,151	

QUALITY (rolling 12 month period)

	Contract Quantity	Contract Base Number	Contract *	Area Team	Region	England
% of all assessments that were assess and fit appliances (case starts)	240	240	100.0%	76.5%	62.5%	60.1%
% of all assessments that were assess and refuse	0	240	0.0%	4.9%	10.1%	11.3%
% of all assessments that were assess and review	0	240	0.0%	18.5%	27.4%	28.6%
% of case starts with a reported IOTN of 3 and Aesthetic Component of 5 or below	0	240	N/A	0.0%	0.1%	0.1%
% of case starts with a reported IOTN of 3 and Aesthetic Component of 6 or above	7	240	2.9%	2.4%	3.4%	4.1%
% of case starts with a reported IOTN of 4	199	240	82.9%	78.1%	77.7%	77.7%
% of case starts with a reported IOTN of 5	32	240	13.3%	18.3%	17.4%	16.8 %
% of concluded courses in receipt of dual-arch fixed appliances	293	306	95.8%	71.9%	73.0%	73.8%
% of concluded courses where treatment was abandoned or discontinued	5	306	1.6%	4.2%	6.3%	7.0%
% of patients satisfied with the treatment they have received	2	2	100.0%	95.1%	96.0%	96.0%

* Figures in italics indicate that the base number is less than 100.

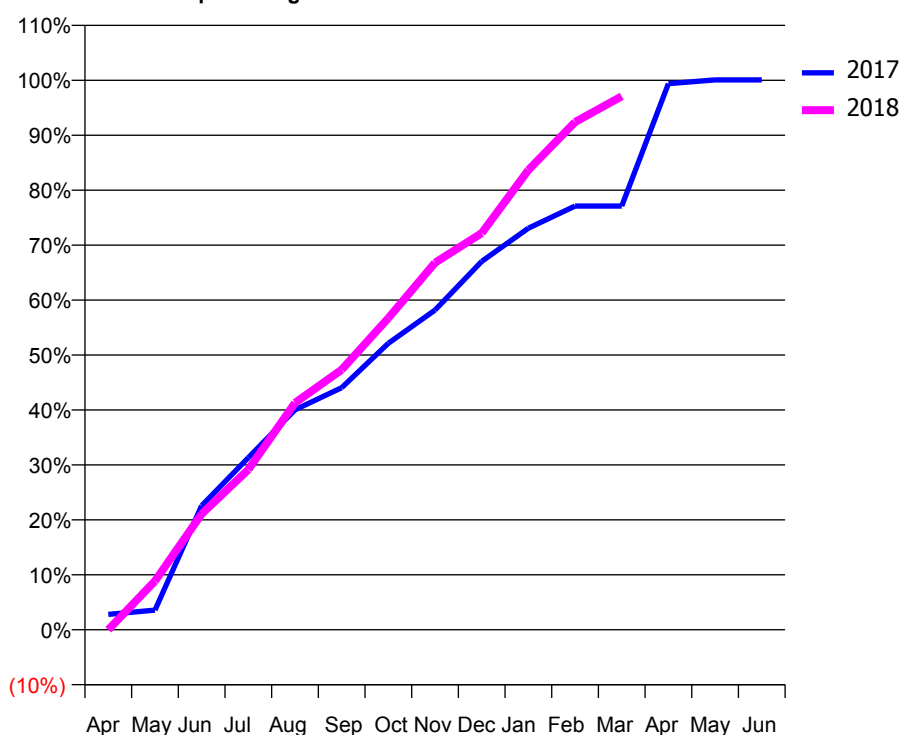
Q68 - Vital Signs Orthodontic At a Glance Contract Report for 156574/0005 - March 2018

Name or company name	Total Orthodontics	17/18 Contracted general activity (UDA)	0
Contract type name	PDS Contract	Carry forward general activity (UDA)	0
Purpose of contract	Orthodontic	17/18 Contracted orthodontic activity (UOA)	3,127
Contract start date	01/04/2012	Carry forward orthodontic activity (UOA)	0
Contract end date	31/03/2019	Baseline contract value	£200,280.68

ACCESS	Contract	England and Wales
24 month ratio of assessments to patient IDs	1.00	1.04

ACTIVITY	Contract
Contract assess and fit appliances (case starts) as a percentage of Area Team case starts	1.6 %

Cumulative percentage of contracted UOA delivered 2017 & 2018



Month	Adjusted Scheduled Activity (UOA)		
	2016	2017	2018
April	22	88	0
May	133	112	277
June	242	706	659
July	512	979	912
August	728	1,252	1,291
September	841	1,378	1,480
October	1,126	1,630	1,774
November	1,446	1,819	2,089
December	1,790	2,096	2,257
January	2,071	2,285	2,616
February	2,797	2,411	2,889
March	3,052	2,411	3,036
April	3,138	3,108	
May	3,138	3,129	
June	3,138	3,129	

QUALITY (rolling 12 month period)	Contract Quantity	Contract Base Number	Contract *	Area Team	Region	England
% of all assessments that were assess and fit appliances (case starts)	185	189	97.9%	76.5%	62.5%	60.1%
% of all assessments that were assess and refuse	4	189	2.1%	4.9%	10.1%	11.3%
% of all assessments that were assess and review	0	189	0.0%	18.5%	27.4%	28.6%
% of case starts with a reported IOTN of 3 and Aesthetic Component of 5 or below	0	185	N/A	0.0%	0.1%	0.1%
% of case starts with a reported IOTN of 3 and Aesthetic Component of 6 or above	4	185	2.2%	2.4%	3.4%	4.1%
% of case starts with a reported IOTN of 4	132	185	71.4%	78.1%	77.7%	77.7%
% of case starts with a reported IOTN of 5	49	185	26.5%	18.3%	17.4%	16.8 %
% of concluded courses in receipt of dual-arch fixed appliances	136	158	86.1%	71.9%	73.0%	73.8%
% of concluded courses where treatment was abandoned or discontinued	10	158	6.3%	4.2%	6.3%	7.0%
% of patients satisfied with the treatment they have received	5	5	100.0%	95.1%	96.0%	96.0%

* Figures in italics indicate that the base number is less than 100.

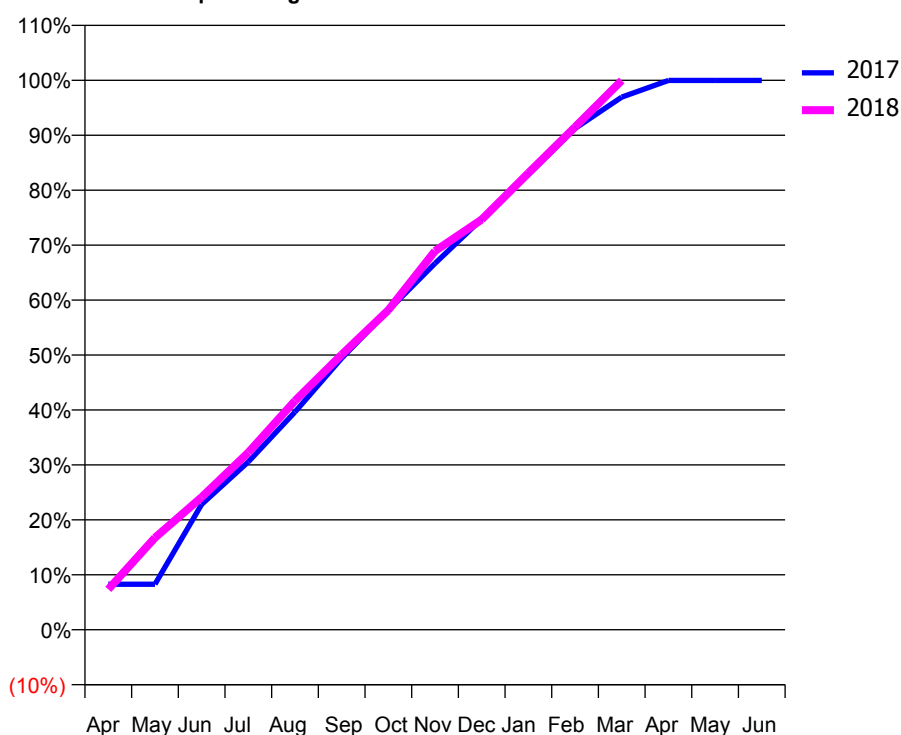
Q68 - Vital Signs Orthodontic At a Glance Contract Report for 169110/0009 - March 2018

Name or company name	Dentalign Orthodontics LLP	17/18 Contracted general activity (UDA)	0
Contract type name	PDS Contract	Carry forward general activity (UDA)	0
Purpose of contract	Orthodontic	17/18 Contracted orthodontic activity (UOA)	6,254
Contract start date	01/04/2011	Carry forward orthodontic activity (UOA)	2
Contract end date	31/03/2019	Baseline contract value	£410,150.06

ACCESS	Contract	England and Wales
24 month ratio of assessments to patient IDs	1.00	1.04

ACTIVITY	Contract
Contract assess and fit appliances (case starts) as a percentage of Area Team case starts	2.7 %

Cumulative percentage of contracted UOA delivered 2017 & 2018



Month	Adjusted Scheduled Activity (UOA)		
	2016	2017	2018
April	518	519	460
May	1,037	519	1,048
June	1,460	1,427	1,510
July	2,033	1,912	2,018
August	2,337	2,479	2,606
September	2,855	3,090	3,131
October	2,855	3,636	3,639
November	4,142	4,170	4,311
December	4,688	4,675	4,669
January	4,940	5,180	5,198
February	5,575	5,705	5,723
March	6,142	6,062	6,252
April	6,227	6,252	
May	6,227	6,252	
June	6,248	6,252	

QUALITY (rolling 12 month period)

	Contract Quantity	Contract Base Number	Contract *	Area Team	Region	England
% of all assessments that were assess and fit appliances (case starts)	309	315	98.1%	76.5%	62.5%	60.1%
% of all assessments that were assess and refuse	0	315	0.0%	4.9%	10.1%	11.3%
% of all assessments that were assess and review	6	315	1.9%	18.5%	27.4%	28.6%
% of case starts with a reported IOTN of 3 and Aesthetic Component of 5 or below	0	309	N/A	0.0%	0.1%	0.1%
% of case starts with a reported IOTN of 3 and Aesthetic Component of 6 or above	0	309	N/A	2.4%	3.4%	4.1%
% of case starts with a reported IOTN of 4	248	309	80.3%	78.1%	77.7%	77.7%
% of case starts with a reported IOTN of 5	58	309	18.8%	18.3%	17.4%	16.8 %
% of concluded courses in receipt of dual-arch fixed appliances	0	292	N/A	71.9%	73.0%	73.8%
% of concluded courses where treatment was abandoned or discontinued	7	292	2.4%	4.2%	6.3%	7.0%
% of patients satisfied with the treatment they have received	3	4	75.0%	95.1%	96.0%	96.0%

* Figures in italics indicate that the base number is less than 100.

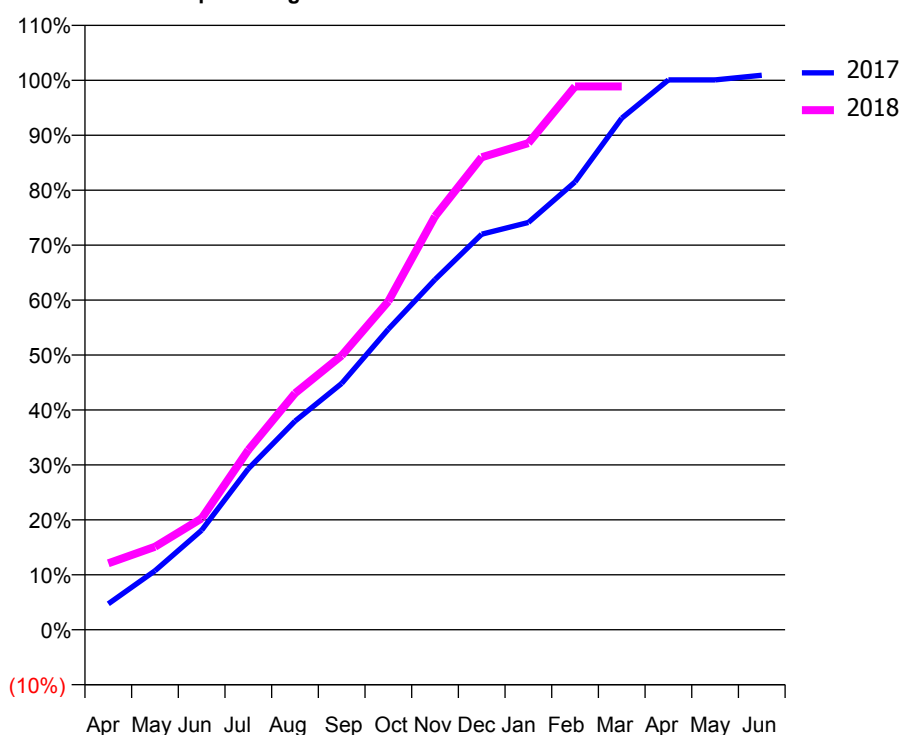
Q68 - Vital Signs Orthodontic At a Glance Contract Report for 169110/0015 - March 2018

Name or company name	Dentalign Orthodontics LLP	17/18 Contracted general activity (UDA)	0
Contract type name	PDS Contract	Carry forward general activity (UDA)	0
Purpose of contract	Orthodontic	17/18 Contracted orthodontic activity (UOA)	4,889
Contract start date	01/04/2014	Carry forward orthodontic activity (UOA)	0
Contract end date	31/03/2019	Baseline contract value	£320,433.84

ACCESS	Contract	England and Wales
24 month ratio of assessments to patient IDs	1.00	1.04

ACTIVITY	Contract
Contract assess and fit appliances (case starts) as a percentage of Area Team case starts	2.2 %

Cumulative percentage of contracted UOA delivered 2017 & 2018



Month	Adjusted Scheduled Activity (UOA)		
	2016	2017	2018
April	403	231	592
May	473	525	739
June	1,217	886	991
July	1,602	1,432	1,600
August	1,875	1,856	2,104
September	2,339	2,192	2,440
October	3,040	2,675	2,923
November	3,319	3,116	3,679
December	3,781	3,519	4,204
January	3,905	3,624	4,330
February	4,430	3,985	4,834
March	4,766	4,552	4,834
April	4,913	4,892	
May	4,913	4,892	
June	4,913	4,934	

QUALITY (rolling 12 month period)

	Contract Quantity	Contract Base Number	Contract *	Area Team	Region	England
% of all assessments that were assess and fit appliances (case starts)	250	250	100.0%	76.5%	62.5%	60.1%
% of all assessments that were assess and refuse	0	250	0.0%	4.9%	10.1%	11.3%
% of all assessments that were assess and review	0	250	0.0%	18.5%	27.4%	28.6%
% of case starts with a reported IOTN of 3 and Aesthetic Component of 5 or below	0	250	N/A	0.0%	0.1%	0.1%
% of case starts with a reported IOTN of 3 and Aesthetic Component of 6 or above	2	250	0.8%	2.4%	3.4%	4.1%
% of case starts with a reported IOTN of 4	189	250	75.6%	78.1%	77.7%	77.7%
% of case starts with a reported IOTN of 5	59	250	23.6%	18.3%	17.4%	16.8 %
% of concluded courses in receipt of dual-arch fixed appliances	158	184	85.9%	71.9%	73.0%	73.8%
% of concluded courses where treatment was abandoned or discontinued	15	184	8.2%	4.2%	6.3%	7.0%
% of patients satisfied with the treatment they have received	5	5	100.0%	95.1%	96.0%	96.0%

* Figures in italics indicate that the base number is less than 100.

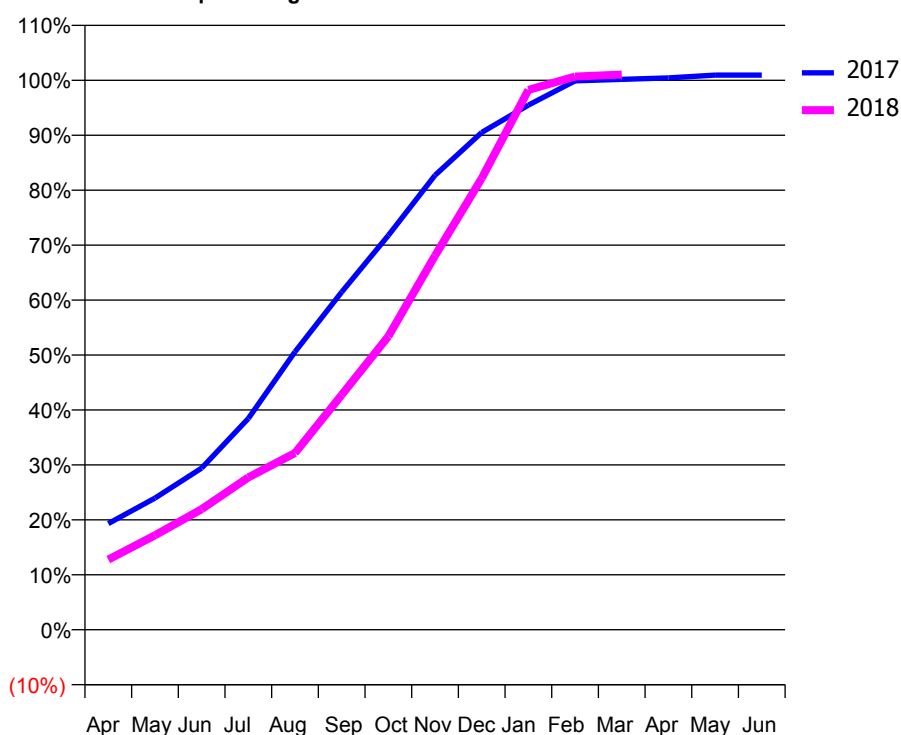
Q68 - Vital Signs Orthodontic At a Glance Contract Report for 175471/0001 - March 2018

Name or company name	Surrey Orthodontics Limited	17/18 Contracted general activity (UDA)	0
Contract type name	PDS Contract	Carry forward general activity (UDA)	0
Purpose of contract	Orthodontic	17/18 Contracted orthodontic activity (UOA)	8,153
Contract start date	01/01/2012	Carry forward orthodontic activity (UOA)	0
Contract end date	31/03/2019	Baseline contract value	£528,123.42

ACCESS	Contract	England and Wales
24 month ratio of assessments to patient IDs	1.05	1.04

ACTIVITY	Contract
Contract assess and fit appliances (case starts) as a percentage of Area Team case starts	3.3 %

Cumulative percentage of contracted UOA delivered 2017 & 2018



Month	Adjusted Scheduled Activity (UOA)		
	2016	2017	2018
April	1,019	1,575	1,042
May	1,343	1,953	1,401
June	1,613	2,399	1,789
July	2,473	3,135	2,261
August	3,172	4,124	2,623
September	3,776	5,011	3,485
October	4,557	5,852	4,353
November	5,376	6,744	5,552
December	6,263	7,378	6,699
January	6,620	7,784	8,010
February	7,592	8,145	8,209
March	7,844	8,166	8,237
April	8,206	8,188	
May	8,206	8,230	
June	8,206	8,230	

QUALITY (rolling 12 month period)

	Contract Quantity	Contract Base Number	Contract *	Area Team	Region	England
% of all assessments that were assess and fit appliances (case starts)	381	923	41.3%	76.5%	62.5%	60.1%
% of all assessments that were assess and refuse	108	923	11.7%	4.9%	10.1%	11.3%
% of all assessments that were assess and review	434	923	47.0%	18.5%	27.4%	28.6%
% of case starts with a reported IOTN of 3 and Aesthetic Component of 5 or below	0	381	N/A	0.0%	0.1%	0.1%
% of case starts with a reported IOTN of 3 and Aesthetic Component of 6 or above	17	381	4.5%	2.4%	3.4%	4.1%
% of case starts with a reported IOTN of 4	307	381	80.6%	78.1%	77.7%	77.7%
% of case starts with a reported IOTN of 5	54	381	14.2%	18.3%	17.4%	16.8 %
% of concluded courses in receipt of dual-arch fixed appliances	298	359	83.0%	71.9%	73.0%	73.8%
% of concluded courses where treatment was abandoned or discontinued	13	359	3.6%	4.2%	6.3%	7.0%
% of patients satisfied with the treatment they have received	9	9	100.0%	95.1%	96.0%	96.0%

* Figures in italics indicate that the base number is less than 100.

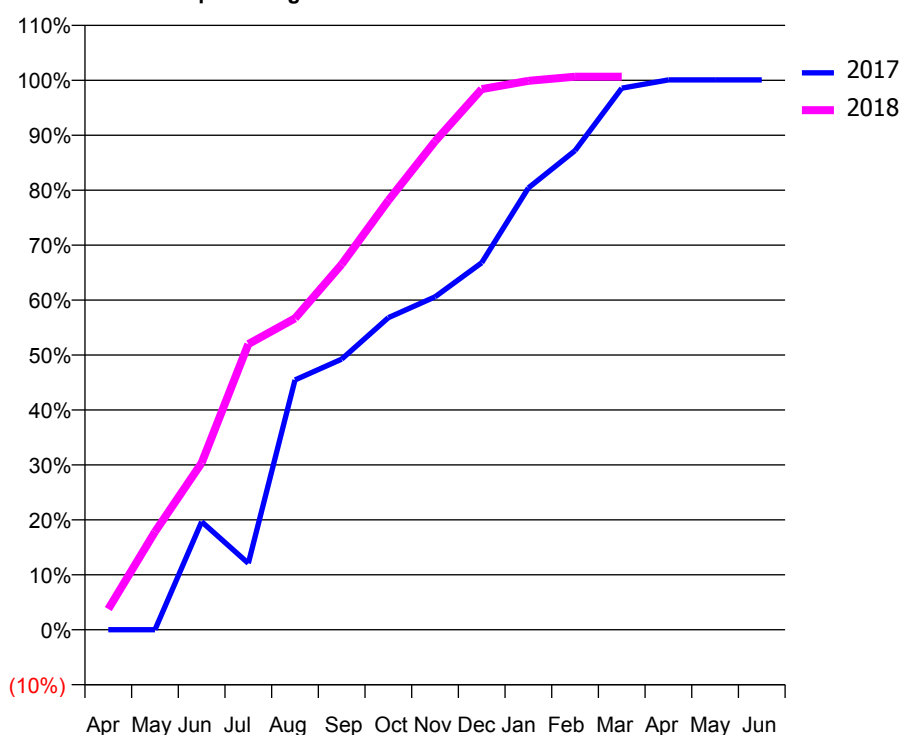
Q68 - Vital Signs Orthodontic At a Glance Contract Report for 178462/0001 - March 2018

Name or company name	IQ Orthodontics Ltd	17/18 Contracted general activity (UDA)	0
Contract type name	PDS Contract	Carry forward general activity (UDA)	0
Purpose of contract	Orthodontic	17/18 Contracted orthodontic activity (UOA)	2,776
Contract start date	01/04/2011	Carry forward orthodontic activity (UOA)	0
Contract end date	31/03/2019	Baseline contract value	£175,513.07

ACCESS	Contract	England and Wales
24 month ratio of assessments to patient IDs	1.01	1.04

ACTIVITY	Contract
Contract assess and fit appliances (case starts) as a percentage of Area Team case starts	1.3 %

Cumulative percentage of contracted UOA delivered 2017 & 2018



Month	Adjusted Scheduled Activity (UOA)		
	2016	2017	2018
April	403	0	105
May	659	0	495
June	827	546	843
July	1,142	336	1,443
August	1,419	1,262	1,573
September	1,566	1,367	1,846
October	1,818	1,577	2,169
November	2,070	1,682	2,467
December	2,393	1,854	2,731
January	2,498	2,232	2,773
February	2,729	2,421	2,794
March	2,729	2,736	2,794
April	2,792	2,778	
May	2,792	2,778	
June	2,792	2,778	

QUALITY (rolling 12 month period)	Contract Quantity	Contract Base Number	Contract *	Area Team	Region	England
% of all assessments that were assess and fit appliances (case starts)	150	150	100.0%	76.5%	62.5%	60.1%
% of all assessments that were assess and refuse	0	150	0.0%	4.9%	10.1%	11.3%
% of all assessments that were assess and review	0	150	0.0%	18.5%	27.4%	28.6%
% of case starts with a reported IOTN of 3 and Aesthetic Component of 5 or below	0	150	N/A	0.0%	0.1%	0.1%
% of case starts with a reported IOTN of 3 and Aesthetic Component of 6 or above	2	150	1.3%	2.4%	3.4%	4.1%
% of case starts with a reported IOTN of 4	95	150	63.3%	78.1%	77.7%	77.7%
% of case starts with a reported IOTN of 5	53	150	35.3%	18.3%	17.4%	16.8 %
% of concluded courses in receipt of dual-arch fixed appliances	112	125	89.6%	71.9%	73.0%	73.8%
% of concluded courses where treatment was abandoned or discontinued	3	125	2.4%	4.2%	6.3%	7.0%
% of patients satisfied with the treatment they have received	9	9	100.0%	95.1%	96.0%	96.0%

* Figures in italics indicate that the base number is less than 100.

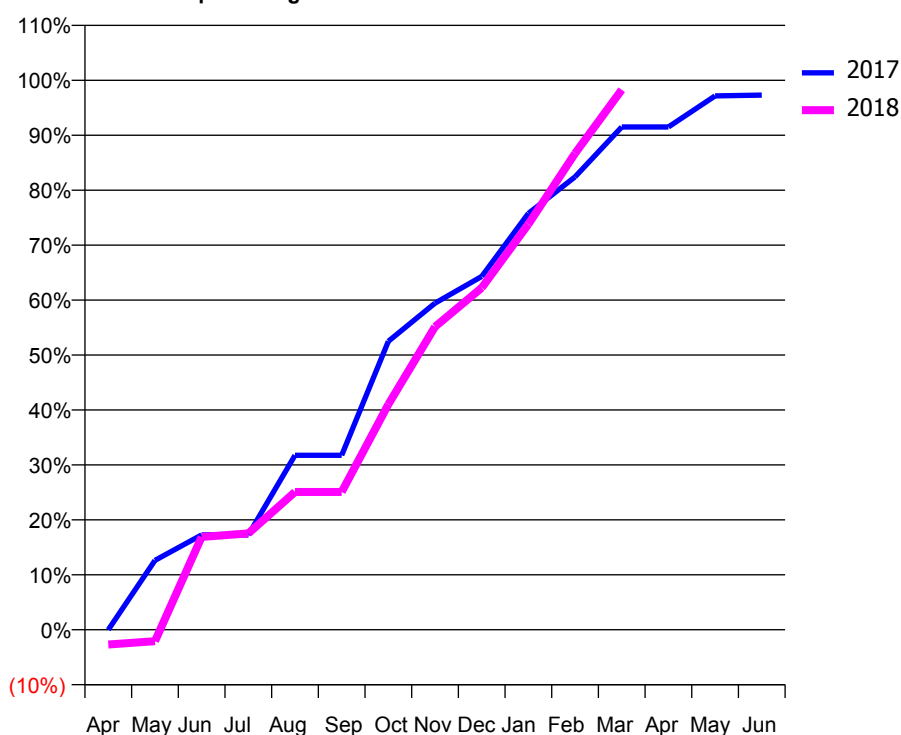
Q68 - Vital Signs Orthodontic At a Glance Contract Report for 183482/0001 - March 2018

Name or company name	Surrey Orthodontics (Godalming) Limited	17/18 Contracted general activity (UDA)	0
Contract type name	PDS Contract	Carry forward general activity (UDA)	0
Purpose of contract	Orthodontic	17/18 Contracted orthodontic activity (UOA)	13,971
Contract start date	20/03/2015	Carry forward orthodontic activity (UOA)	377
Contract end date	31/03/2019	Baseline contract value	£865,033.14

ACCESS	Contract	England and Wales
24 month ratio of assessments to patient IDs	1.00	1.04

ACTIVITY	Contract
Contract assess and fit appliances (case starts) as a percentage of Area Team case starts	6.5 %

Cumulative percentage of contracted UOA delivered 2017 & 2018



Month	Adjusted Scheduled Activity (UOA)		
	2016	2017	2018
April	106	2	-377
May	253	1,764	-292
June	341	2,412	2,361
July	700	2,412	2,449
August	2,017	4,435	3,503
September	4,629	4,435	3,503
October	5,238	7,335	5,732
November	6,765	8,303	7,705
December	7,229	8,983	8,693
January	10,147	10,587	10,312
February	10,210	11,514	12,113
March	10,252	12,785	13,728
April	13,974	12,785	
May	14,016	13,573	
June	14,016	13,594	

QUALITY (rolling 12 month period)

	Contract Quantity	Contract Base Number	Contract *	Area Team	Region	England
% of all assessments that were assess and fit appliances (case starts)	735	891	82.5%	76.5%	62.5%	60.1%
% of all assessments that were assess and refuse	39	891	4.4%	4.9%	10.1%	11.3%
% of all assessments that were assess and review	117	891	13.1%	18.5%	27.4%	28.6%
% of case starts with a reported IOTN of 3 and Aesthetic Component of 5 or below	0	735	N/A	0.0%	0.1%	0.1%
% of case starts with a reported IOTN of 3 and Aesthetic Component of 6 or above	2	735	0.3%	2.4%	3.4%	4.1%
% of case starts with a reported IOTN of 4	545	735	74.1%	78.1%	77.7%	77.7%
% of case starts with a reported IOTN of 5	183	735	24.9%	18.3%	17.4%	16.8 %
% of concluded courses in receipt of dual-arch fixed appliances	13	644	2.0%	71.9%	73.0%	73.8%
% of concluded courses where treatment was abandoned or discontinued	32	644	5.0%	4.2%	6.3%	7.0%
% of patients satisfied with the treatment they have received	18	18	100.0%	95.1%	96.0%	96.0%

* Figures in italics indicate that the base number is less than 100.

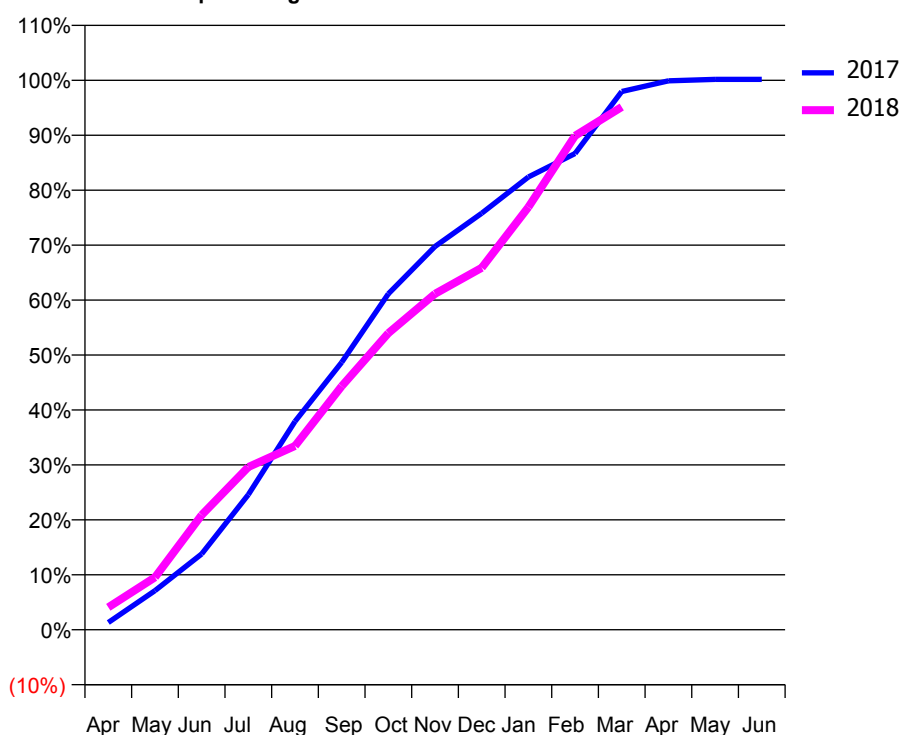
Q68 - Vital Signs Orthodontic At a Glance Contract Report for 186872/0006 - March 2018

Name or company name	ORTHOWORLD 2000 LTD	17/18 Contracted general activity (UDA)	0
Contract type name	PDS Contract	Carry forward general activity (UDA)	0
Purpose of contract	Orthodontic	17/18 Contracted orthodontic activity (UOA)	7,730
Contract start date	01/04/2006	Carry forward orthodontic activity (UOA)	0
Contract end date	31/03/2019	Baseline contract value	£504,441.90

ACCESS	Contract	England and Wales
24 month ratio of assessments to patient IDs	1.00	1.04

ACTIVITY	Contract
Contract assess and fit appliances (case starts) as a percentage of Area Team case starts	3.2 %

Cumulative percentage of contracted UOA delivered 2017 & 2018



Month	Adjusted Scheduled Activity (UOA)		
	2016	2017	2018
April	57	103	317
May	579	550	739
June	1,029	1,066	1,614
July	2,109	1,902	2,290
August	2,712	2,931	2,586
September	3,464	3,762	3,427
October	4,894	4,727	4,172
November	5,708	5,392	4,727
December	6,417	5,860	5,092
January	6,906	6,370	5,945
February	7,590	6,700	6,950
March	7,726	7,571	7,354
April	7,732	7,721	
May	7,732	7,742	
June	7,732	7,742	

QUALITY (rolling 12 month period)

	Contract Quantity	Contract Base Number	Contract *	Area Team	Region	England
% of all assessments that were assess and fit appliances (case starts)	361	460	78.5%	76.5%	62.5%	60.1%
% of all assessments that were assess and refuse	58	460	12.6%	4.9%	10.1%	11.3%
% of all assessments that were assess and review	41	460	8.9%	18.5%	27.4%	28.6%
% of case starts with a reported IOTN of 3 and Aesthetic Component of 5 or below	0	361	N/A	0.0%	0.1%	0.1%
% of case starts with a reported IOTN of 3 and Aesthetic Component of 6 or above	29	361	8.0%	2.4%	3.4%	4.1%
% of case starts with a reported IOTN of 4	265	361	73.4%	78.1%	77.7%	77.7%
% of case starts with a reported IOTN of 5	67	361	18.6%	18.3%	17.4%	16.8 %
% of concluded courses in receipt of dual-arch fixed appliances	244	263	92.8%	71.9%	73.0%	73.8%
% of concluded courses where treatment was abandoned or discontinued	5	263	1.9%	4.2%	6.3%	7.0%
% of patients satisfied with the treatment they have received	17	17	100.0%	95.1%	96.0%	96.0%

* Figures in italics indicate that the base number is less than 100.

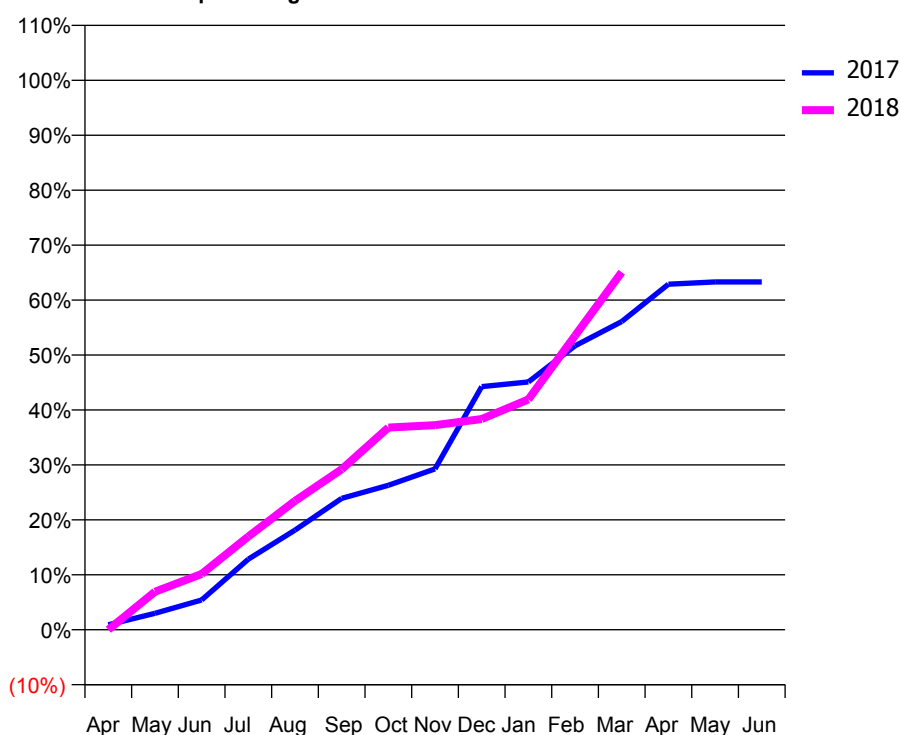
Q68 - Vital Signs Orthodontic At a Glance Contract Report for 188751/0003 - March 2018

Name or company name	Mr P Boamah & Mr C Amin.	17/18 Contracted general activity (UDA)	0
Contract type name	PDS Contract	Carry forward general activity (UDA)	0
Purpose of contract	Orthodontic	17/18 Contracted orthodontic activity (UOA)	5,323
Contract start date	01/04/2011	Carry forward orthodontic activity (UOA)	0
Contract end date	31/03/2019	Baseline contract value	£349,069.17

ACCESS	Contract	England and Wales
24 month ratio of assessments to patient IDs	1.02	1.04

ACTIVITY	Contract
Contract assess and fit appliances (case starts) as a percentage of Area Team case starts	1.6 %

Cumulative percentage of contracted UOA delivered 2017 & 2018



Month	Adjusted Scheduled Activity (UOA)		
	2016	2017	2018
April	0	49	0
May	145	159	369
June	344	289	540
July	587	684	904
August	788	966	1,248
September	894	1,273	1,554
October	1,328	1,400	1,959
November	1,701	1,559	1,982
December	1,897	2,356	2,041
January	1,948	2,401	2,231
February	2,521	2,751	2,849
March	2,879	2,986	3,464
April	3,051	3,348	
May	3,053	3,369	
June	3,054	3,369	

QUALITY (rolling 12 month period)

	Contract Quantity	Contract Base Number	Contract *	Area Team	Region	England
% of all assessments that were assess and fit appliances (case starts)	185	262	70.6%	76.5%	62.5%	60.1%
% of all assessments that were assess and refuse	12	262	4.6%	4.9%	10.1%	11.3%
% of all assessments that were assess and review	65	262	24.8%	18.5%	27.4%	28.6%
% of case starts with a reported IOTN of 3 and Aesthetic Component of 5 or below	0	185	N/A	0.0%	0.1%	0.1%
% of case starts with a reported IOTN of 3 and Aesthetic Component of 6 or above	1	185	0.5%	2.4%	3.4%	4.1%
% of case starts with a reported IOTN of 4	151	185	81.6%	78.1%	77.7%	77.7%
% of case starts with a reported IOTN of 5	33	185	17.8%	18.3%	17.4%	16.8 %
% of concluded courses in receipt of dual-arch fixed appliances	16	68	23.5%	71.9%	73.0%	73.8%
% of concluded courses where treatment was abandoned or discontinued	1	68	1.5%	4.2%	6.3%	7.0%
% of patients satisfied with the treatment they have received	8	9	88.9%	95.1%	96.0%	96.0%

* Figures in italics indicate that the base number is less than 100.

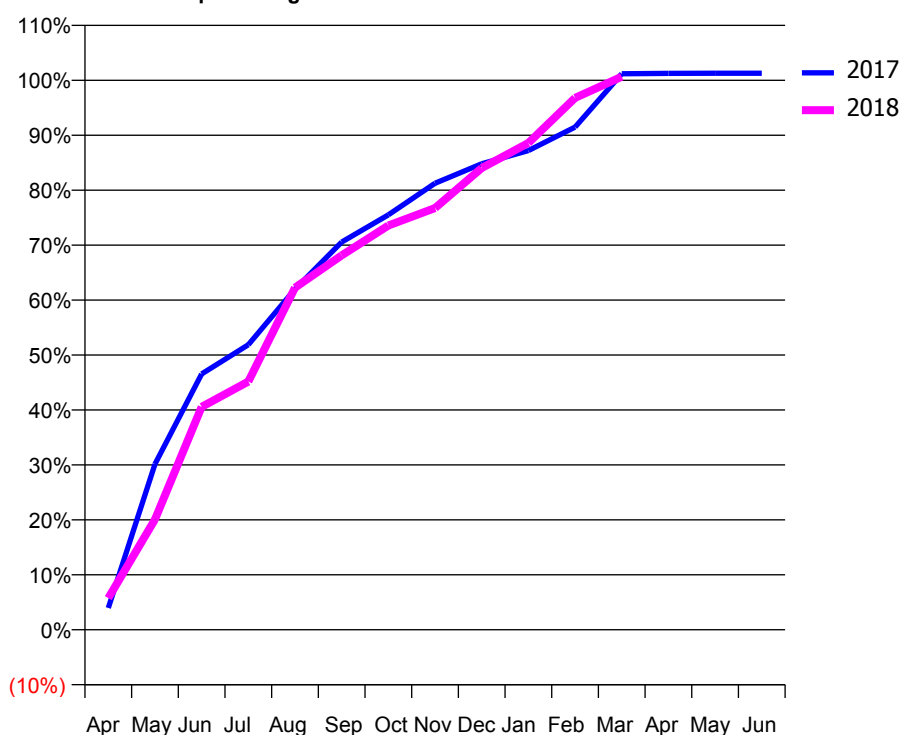
Q68 - Vital Signs Orthodontic At a Glance Contract Report for 199737/0003 - March 2018

Name or company name	Rectory House Dental Practice Ltd	17/18 Contracted general activity (UDA)	0
Contract type name	PDS Contract	Carry forward general activity (UDA)	0
Purpose of contract	Orthodontic	17/18 Contracted orthodontic activity (UOA)	3,735
Contract start date	01/04/2011	Carry forward orthodontic activity (UOA)	0
Contract end date	31/03/2019	Baseline contract value	£244,932.07

ACCESS	Contract	England and Wales
24 month ratio of assessments to patient IDs	1.00	1.04

ACTIVITY	Contract
Contract assess and fit appliances (case starts) as a percentage of Area Team case starts	1.6 %

Cumulative percentage of contracted UOA delivered 2017 & 2018



Month	Adjusted Scheduled Activity (UOA)		
	2016	2017	2018
April	459	148	215
May	1,053	1,126	750
June	1,604	1,739	1,515
July	2,317	1,937	1,687
August	2,642	2,315	2,325
September	3,053	2,635	2,545
October	3,269	2,820	2,748
November	3,590	3,035	2,866
December	3,592	3,167	3,138
January	3,716	3,257	3,309
February	3,718	3,417	3,615
March	3,779	3,779	3,759
April	3,785	3,782	
May	3,795	3,783	
June	3,817	3,783	

QUALITY (rolling 12 month period)

	Contract Quantity	Contract Base Number	Contract *	Area Team	Region	England
% of all assessments that were assess and fit appliances (case starts)	178	309	57.6%	76.5%	62.5%	60.1%
% of all assessments that were assess and refuse	45	309	14.6%	4.9%	10.1%	11.3%
% of all assessments that were assess and review	86	309	27.8%	18.5%	27.4%	28.6%
% of case starts with a reported IOTN of 3 and Aesthetic Component of 5 or below	0	178	N/A	0.0%	0.1%	0.1%
% of case starts with a reported IOTN of 3 and Aesthetic Component of 6 or above	5	178	2.8%	2.4%	3.4%	4.1%
% of case starts with a reported IOTN of 4	139	178	78.1%	78.1%	77.7%	77.7%
% of case starts with a reported IOTN of 5	34	178	19.1%	18.3%	17.4%	16.8 %
% of concluded courses in receipt of dual-arch fixed appliances	23	183	12.6%	71.9%	73.0%	73.8%
% of concluded courses where treatment was abandoned or discontinued	1	183	0.5%	4.2%	6.3%	7.0%
% of patients satisfied with the treatment they have received	12	12	100.0%	95.1%	96.0%	96.0%

* Figures in italics indicate that the base number is less than 100.

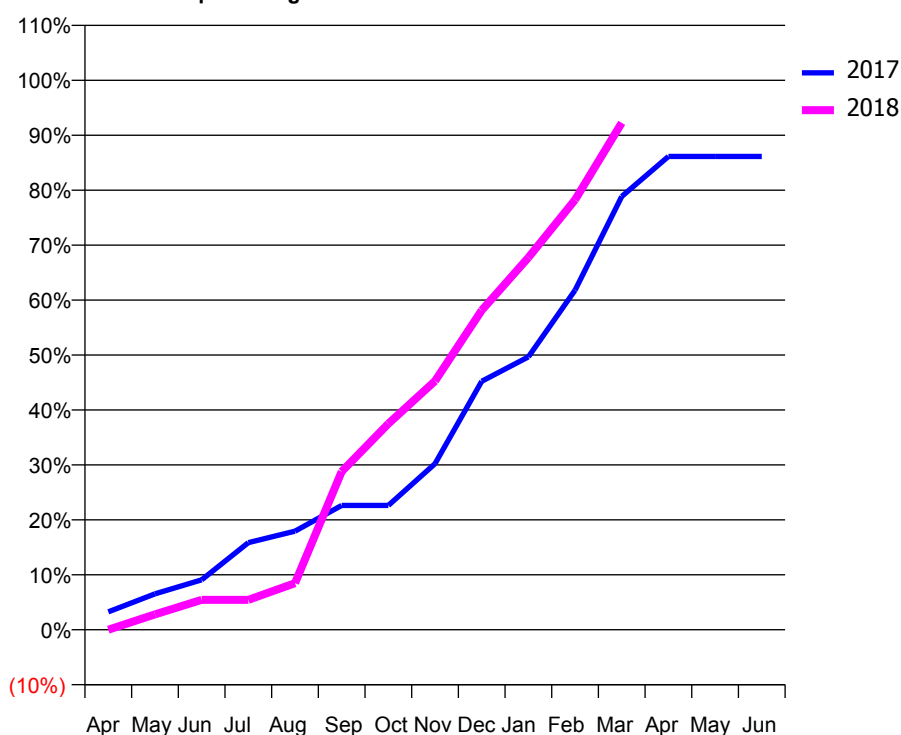
Q68 - Vital Signs Orthodontic At a Glance Contract Report for 207896/0005 - March 2018

Name or company name	DR AM MCCANCE	17/18 Contracted general activity (UDA)	0
Contract type name	PDS Contract	Carry forward general activity (UDA)	0
Purpose of contract	Orthodontic	17/18 Contracted orthodontic activity (UOA)	9,005
Contract start date	08/04/2013	Carry forward orthodontic activity (UOA)	0
Contract end date	31/03/2019	Baseline contract value	£591,101.42

ACCESS	Contract	England and Wales
24 month ratio of assessments to patient IDs	1.00	1.04

ACTIVITY	Contract
Contract assess and fit appliances (case starts) as a percentage of Area Team case starts	3.8 %

Cumulative percentage of contracted UOA delivered 2017 & 2018



Month	Adjusted Scheduled Activity (UOA)		
	2016	2017	2018
April	468	294	0
May	1,308	588	252
June	1,833	819	491
July	2,988	1,428	491
August	3,660	1,617	764
September	4,038	2,037	2,593
October	4,861	2,037	3,378
November	5,680	2,721	4,076
December	6,016	4,073	5,234
January	6,188	4,472	6,099
February	6,188	5,564	7,047
March	7,931	7,101	8,307
April	9,010	7,756	
May	9,010	7,756	
June	9,010	7,756	

QUALITY (rolling 12 month period)

	Contract Quantity	Contract Base Number	Contract *	Area Team	Region	England
% of all assessments that were assess and fit appliances (case starts)	431	442	97.5%	76.5%	62.5%	60.1%
% of all assessments that were assess and refuse	1	442	0.2%	4.9%	10.1%	11.3%
% of all assessments that were assess and review	10	442	2.3%	18.5%	27.4%	28.6%
% of case starts with a reported IOTN of 3 and Aesthetic Component of 5 or below	0	431	N/A	0.0%	0.1%	0.1%
% of case starts with a reported IOTN of 3 and Aesthetic Component of 6 or above	17	431	3.9%	2.4%	3.4%	4.1%
% of case starts with a reported IOTN of 4	344	431	79.8%	78.1%	77.7%	77.7%
% of case starts with a reported IOTN of 5	69	431	16.0%	18.3%	17.4%	16.8 %
% of concluded courses in receipt of dual-arch fixed appliances	0	223	N/A	71.9%	73.0%	73.8%
% of concluded courses where treatment was abandoned or discontinued	9	223	4.0%	4.2%	6.3%	7.0%
% of patients satisfied with the treatment they have received	5	5	100.0%	95.1%	96.0%	96.0%

* Figures in italics indicate that the base number is less than 100.

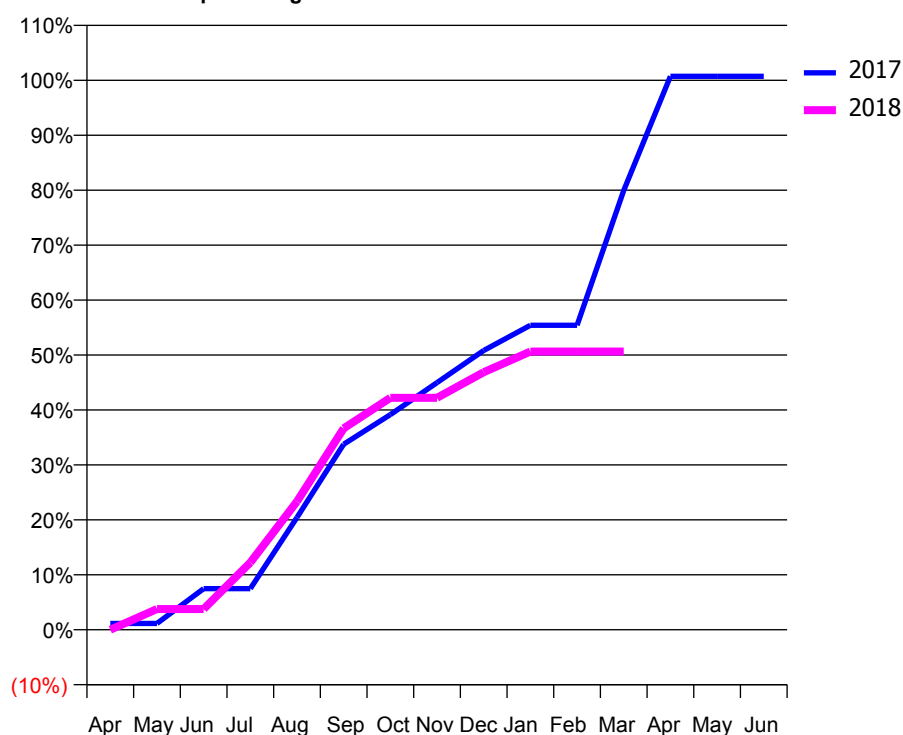
Q68 - Vital Signs Orthodontic At a Glance Contract Report for 222127/0004 - March 2018

Name or company name	MR NP WALDRON	17/18 Contracted general activity (UDA)	0
Contract type name	PDS Contract	Carry forward general activity (UDA)	0
Purpose of contract	Orthodontic	17/18 Contracted orthodontic activity (UOA)	4,581
Contract start date	01/04/2011	Carry forward orthodontic activity (UOA)	0
Contract end date	31/03/2018	Baseline contract value	£300,421.98

ACCESS	Contract	England and Wales
24 month ratio of assessments to patient IDs	1.00	1.04

ACTIVITY	Contract
Contract assess and fit appliances (case starts) as a percentage of Area Team case starts	1.4 %

Cumulative percentage of contracted UOA delivered 2017 & 2018



Month	Adjusted Scheduled Activity (UOA)		
	2016	2017	2018
April	-26	59	0
May	-26	59	173
June	-26	380	173
July	688	380	561
August	1,093	1,036	1,070
September	1,345	1,712	1,679
October	1,915	1,985	1,934
November	2,170	2,280	1,934
December	2,466	2,576	2,147
January	2,867	2,809	2,319
February	2,993	2,809	2,319
March	4,282	4,053	2,319
April	5,080	5,105	
May	5,080	5,105	
June	5,080	5,105	

QUALITY (rolling 12 month period)

	Contract Quantity	Contract Base Number	Contract *	Area Team	Region	England
% of all assessments that were assess and fit appliances (case starts)	161	185	87.0%	76.5%	62.5%	60.1%
% of all assessments that were assess and refuse	11	185	5.9%	4.9%	10.1%	11.3%
% of all assessments that were assess and review	13	185	7.0%	18.5%	27.4%	28.6%
% of case starts with a reported IOTN of 3 and Aesthetic Component of 5 or below	0	161	N/A	0.0%	0.1%	0.1%
% of case starts with a reported IOTN of 3 and Aesthetic Component of 6 or above	0	161	N/A	2.4%	3.4%	4.1%
% of case starts with a reported IOTN of 4	135	161	83.9%	78.1%	77.7%	77.7%
% of case starts with a reported IOTN of 5	26	161	16.1%	18.3%	17.4%	16.8 %
% of concluded courses in receipt of dual-arch fixed appliances	53	54	98.1%	71.9%	73.0%	73.8%
% of concluded courses where treatment was abandoned or discontinued	0	54	0.0%	4.2%	6.3%	7.0%
% of patients satisfied with the treatment they have received	6	7	85.7%	95.1%	96.0%	96.0%

* Figures in italics indicate that the base number is less than 100.

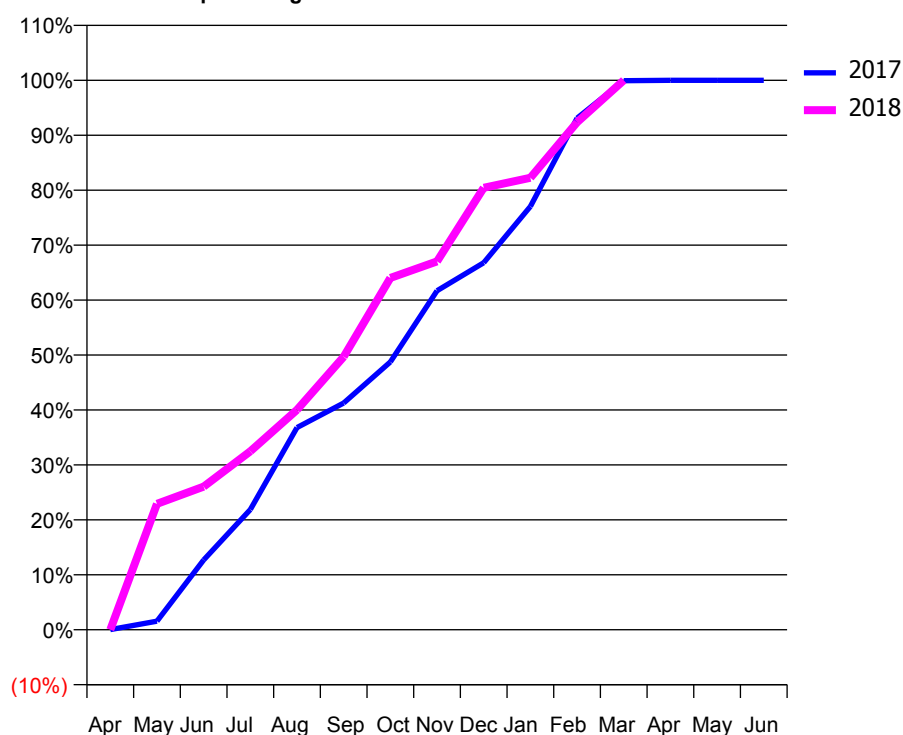
Q68 - Vital Signs Orthodontic At a Glance Contract Report for 241296/0002 - March 2018

Name or company name	MRS SK TIBBLE	17/18 Contracted general activity (UDA)	0
Contract type name	PDS Contract	Carry forward general activity (UDA)	0
Purpose of contract	Orthodontic	17/18 Contracted orthodontic activity (UOA)	3,623
Contract start date	01/11/2007	Carry forward orthodontic activity (UOA)	0
Contract end date	31/03/2019	Baseline contract value	£250,892.44

ACCESS	Contract	England and Wales
24 month ratio of assessments to patient IDs	1.16	1.04

ACTIVITY	Contract
Contract assess and fit appliances (case starts) as a percentage of Area Team case starts	1.4 %

Cumulative percentage of contracted UOA delivered 2017 & 2018



Month	Adjusted Scheduled Activity (UOA)		
	2016	2017	2018
April	16	1	0
May	96	57	830
June	189	460	944
July	575	793	1,177
August	575	1,333	1,450
September	929	1,495	1,800
October	1,128	1,766	2,320
November	1,338	2,235	2,429
December	1,731	2,420	2,914
January	1,922	2,791	2,980
February	2,261	3,373	3,346
March	2,415	3,620	3,623
April	3,220	3,623	
May	3,609	3,623	
June	3,609	3,623	

QUALITY (rolling 12 month period)

	Contract Quantity	Contract Base Number	Contract *	Area Team	Region	England
% of all assessments that were assess and fit appliances (case starts)	165	339	48.7%	76.5%	62.5%	60.1%
% of all assessments that were assess and refuse	4	339	1.2%	4.9%	10.1%	11.3%
% of all assessments that were assess and review	170	339	50.1%	18.5%	27.4%	28.6%
% of case starts with a reported IOTN of 3 and Aesthetic Component of 5 or below	0	165	N/A	0.0%	0.1%	0.1%
% of case starts with a reported IOTN of 3 and Aesthetic Component of 6 or above	6	165	3.6%	2.4%	3.4%	4.1%
% of case starts with a reported IOTN of 4	116	165	70.3%	78.1%	77.7%	77.7%
% of case starts with a reported IOTN of 5	43	165	26.1%	18.3%	17.4%	16.8 %
% of concluded courses in receipt of dual-arch fixed appliances	124	148	83.8%	71.9%	73.0%	73.8%
% of concluded courses where treatment was abandoned or discontinued	6	148	4.1%	4.2%	6.3%	7.0%
% of patients satisfied with the treatment they have received	5	5	100.0%	95.1%	96.0%	96.0%

* Figures in italics indicate that the base number is less than 100.

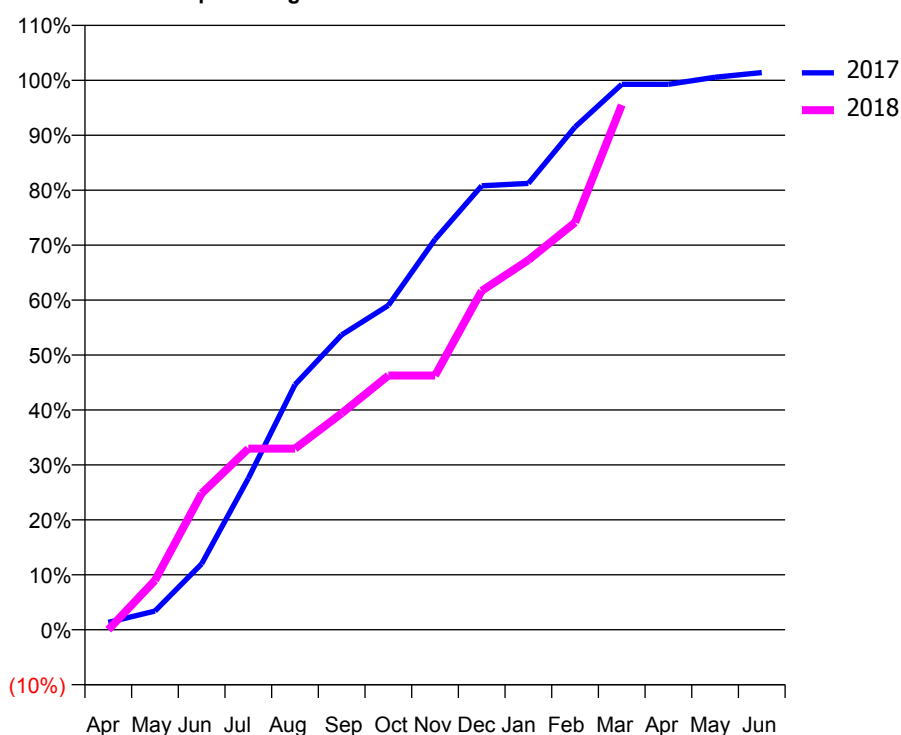
Q68 - Vital Signs Orthodontic At a Glance Contract Report for 263273/0001 - March 2018

Name or company name	MR AT SMITH	17/18 Contracted general activity (UDA)	0
Contract type name	PDS Contract	Carry forward general activity (UDA)	0
Purpose of contract	Orthodontic	17/18 Contracted orthodontic activity (UOA)	4,912
Contract start date	01/04/2011	Carry forward orthodontic activity (UOA)	0
Contract end date	31/03/2019	Baseline contract value	£316,609.78

ACCESS	Contract	England and Wales
24 month ratio of assessments to patient IDs	1.00	1.04

ACTIVITY	Contract
Contract assess and fit appliances (case starts) as a percentage of Area Team case starts	2.0 %

Cumulative percentage of contracted UOA delivered 2017 & 2018



Month	Adjusted Scheduled Activity (UOA)		
	2016	2017	2018
April	98	66	0
May	288	168	442
June	633	590	1,219
July	1,063	1,354	1,619
August	1,273	2,191	1,619
September	1,273	2,636	1,935
October	1,972	2,899	2,273
November	2,755	3,489	2,273
December	3,107	3,969	3,030
January	3,172	3,990	3,305
February	4,103	4,494	3,641
March	5,047	4,876	4,691
April	5,056	4,876	
May	5,077	4,939	
June	5,077	4,981	

QUALITY (rolling 12 month period)

	Contract Quantity	Contract Base Number	Contract *	Area Team	Region	England
% of all assessments that were assess and fit appliances (case starts)	233	239	97.5%	76.5%	62.5%	60.1%
% of all assessments that were assess and refuse	5	239	2.1%	4.9%	10.1%	11.3%
% of all assessments that were assess and review	1	239	0.4%	18.5%	27.4%	28.6%
% of case starts with a reported IOTN of 3 and Aesthetic Component of 5 or below	0	233	N/A	0.0%	0.1%	0.1%
% of case starts with a reported IOTN of 3 and Aesthetic Component of 6 or above	9	233	3.9%	2.4%	3.4%	4.1%
% of case starts with a reported IOTN of 4	175	233	75.1%	78.1%	77.7%	77.7%
% of case starts with a reported IOTN of 5	48	233	20.6%	18.3%	17.4%	16.8 %
% of concluded courses in receipt of dual-arch fixed appliances	205	217	94.5%	71.9%	73.0%	73.8%
% of concluded courses where treatment was abandoned or discontinued	6	217	2.8%	4.2%	6.3%	7.0%
% of patients satisfied with the treatment they have received	5	6	83.3%	95.1%	96.0%	96.0%

* Figures in italics indicate that the base number is less than 100.

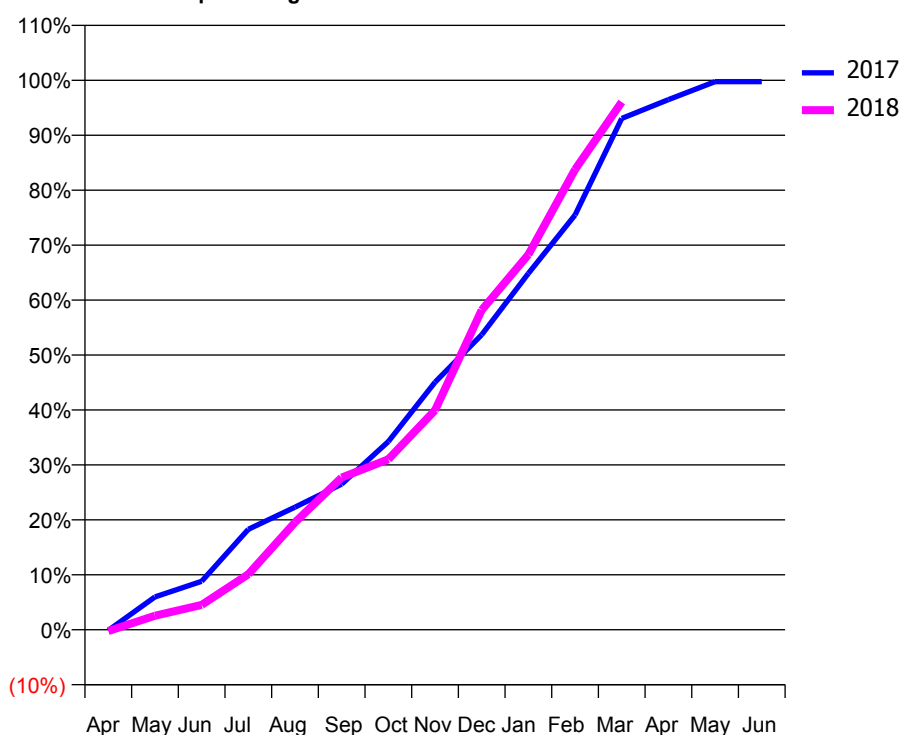
Q68 - Vital Signs Orthodontic At a Glance Contract Report for 310328/0002 - March 2018

Name or company name	MR JY LIU	17/18 Contracted general activity (UDA)	0
Contract type name	PDS Contract	Carry forward general activity (UDA)	0
Purpose of contract	Orthodontic	17/18 Contracted orthodontic activity (UOA)	3,206
Contract start date	01/04/2011	Carry forward orthodontic activity (UOA)	8
Contract end date	31/03/2019	Baseline contract value	£210,241.55

ACCESS	Contract	England and Wales
24 month ratio of assessments to patient IDs	1.01	1.04

ACTIVITY	Contract
Contract assess and fit appliances (case starts) as a percentage of Area Team case starts	1.4 %

Cumulative percentage of contracted UOA delivered 2017 & 2018



Month	Adjusted Scheduled Activity (UOA)		
	2016	2017	2018
April	-21	-4	-8
May	107	192	82
June	298	283	145
July	557	586	324
August	683	715	627
September	810	850	888
October	964	1,098	995
November	1,268	1,444	1,281
December	1,677	1,721	1,865
January	2,086	2,079	2,189
February	2,517	2,420	2,685
March	3,150	2,983	3,079
April	3,194	3,093	
May	3,202	3,198	
June	3,202	3,198	

QUALITY (rolling 12 month period)

	Contract Quantity	Contract Base Number	Contract *	Area Team	Region	England
% of all assessments that were assess and fit appliances (case starts)	160	242	66.1%	76.5%	62.5%	60.1%
% of all assessments that were assess and refuse	13	242	5.4%	4.9%	10.1%	11.3%
% of all assessments that were assess and review	69	242	28.5%	18.5%	27.4%	28.6%
% of case starts with a reported IOTN of 3 and Aesthetic Component of 5 or below	0	160	N/A	0.0%	0.1%	0.1%
% of case starts with a reported IOTN of 3 and Aesthetic Component of 6 or above	11	160	6.9%	2.4%	3.4%	4.1%
% of case starts with a reported IOTN of 4	122	160	76.3%	78.1%	77.7%	77.7%
% of case starts with a reported IOTN of 5	27	160	16.9%	18.3%	17.4%	16.8 %
% of concluded courses in receipt of dual-arch fixed appliances	112	134	83.6%	71.9%	73.0%	73.8%
% of concluded courses where treatment was abandoned or discontinued	15	134	11.2%	4.2%	6.3%	7.0%
% of patients satisfied with the treatment they have received	10	11	90.9%	95.1%	96.0%	96.0%

* Figures in italics indicate that the base number is less than 100.

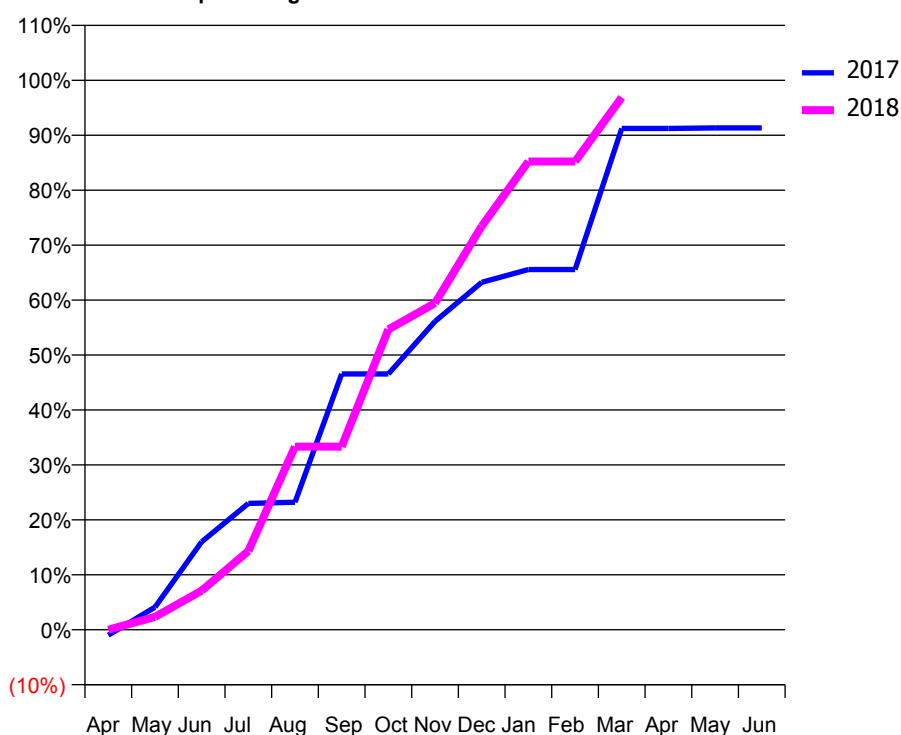
Q68 - Vital Signs Orthodontic At a Glance Contract Report for 320684/0002 - March 2018

Name or company name	MRS CJ PRITCHARD	17/18 Contracted general activity (UDA)	0
Contract type name	PDS Contract	Carry forward general activity (UDA)	0
Purpose of contract	Orthodontic	17/18 Contracted orthodontic activity (UOA)	900
Contract start date	01/04/2011	Carry forward orthodontic activity (UOA)	0
Contract end date	31/03/2019	Baseline contract value	£59,019.77

ACCESS	Contract	England and Wales
24 month ratio of assessments to patient IDs	1.14	1.04

ACTIVITY	Contract
Contract assess and fit appliances (case starts) as a percentage of Area Team case starts	0.4 %

Cumulative percentage of contracted UOA delivered 2017 & 2018



Month	Adjusted Scheduled Activity (UOA)		
	2016	2017	2018
April	-20	-9	0
May	48	37	21
June	71	144	64
July	211	207	129
August	211	209	300
September	348	419	300
October	372	419	492
November	458	505	535
December	606	569	661
January	648	590	767
February	824	590	767
March	824	821	872
April	890	821	
May	891	822	
June	891	822	

QUALITY (rolling 12 month period)	Contract Quantity	Contract Base Number	Contract *	Area Team	Region	England
% of all assessments that were assess and fit appliances (case starts)	46	58	79.3%	76.5%	62.5%	60.1%
% of all assessments that were assess and refuse	7	58	12.1%	4.9%	10.1%	11.3%
% of all assessments that were assess and review	5	58	8.6%	18.5%	27.4%	28.6%
% of case starts with a reported IOTN of 3 and Aesthetic Component of 5 or below	0	46	N/A	0.0%	0.1%	0.1%
% of case starts with a reported IOTN of 3 and Aesthetic Component of 6 or above	2	46	4.3%	2.4%	3.4%	4.1%
% of case starts with a reported IOTN of 4	32	46	69.6%	78.1%	77.7%	77.7%
% of case starts with a reported IOTN of 5	12	46	26.1%	18.3%	17.4%	16.8 %
% of concluded courses in receipt of dual-arch fixed appliances	0	39	N/A	71.9%	73.0%	73.8%
% of concluded courses where treatment was abandoned or discontinued	4	39	10.3%	4.2%	6.3%	7.0%
% of patients satisfied with the treatment they have received	0	0	N/A	95.1%	96.0%	96.0%

* Figures in italics indicate that the base number is less than 100.

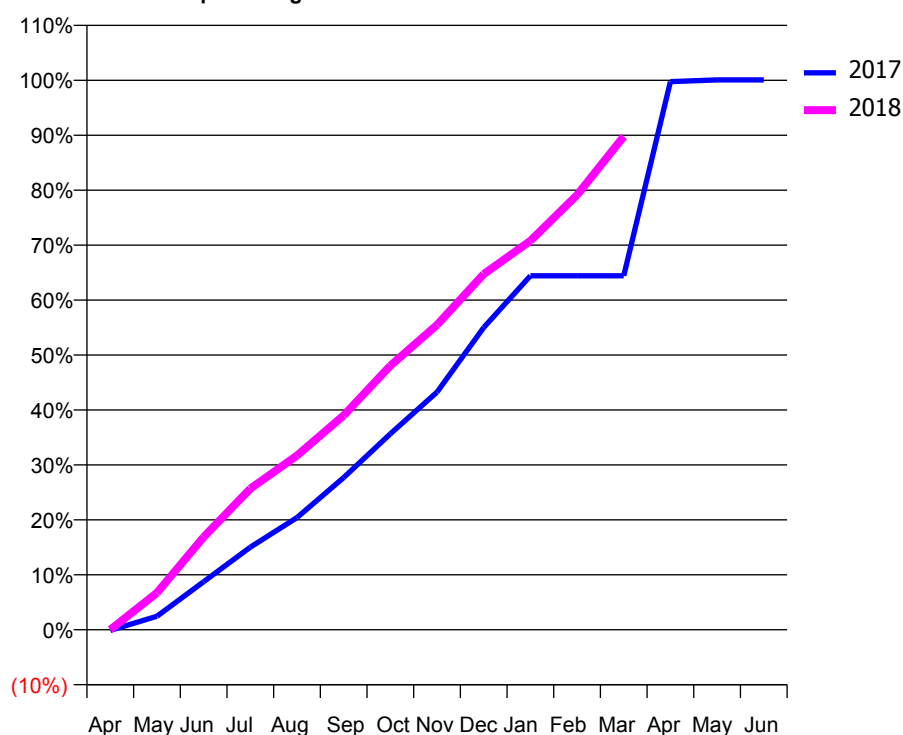
Q68 - Vital Signs Orthodontic At a Glance Contract Report for 331465/0002 - March 2018

Name or company name	MISS SK TOPPING	17/18 Contracted general activity (UDA)	0
Contract type name	PDS Contract	Carry forward general activity (UDA)	0
Purpose of contract	Orthodontic	17/18 Contracted orthodontic activity (UOA)	6,474
Contract start date	01/04/2011	Carry forward orthodontic activity (UOA)	0
Contract end date	31/03/2019	Baseline contract value	£424,548.91

ACCESS	Contract	England and Wales
24 month ratio of assessments to patient IDs	1.02	1.04

ACTIVITY	Contract
Contract assess and fit appliances (case starts) as a percentage of Area Team case starts	3.4 %

Cumulative percentage of contracted UOA delivered 2017 & 2018



Month	Adjusted Scheduled Activity (UOA)		
	2016	2017	2018
April	17	-8	0
May	66	160	436
June	312	567	1,093
July	1,040	974	1,663
August	1,472	1,322	2,052
September	2,034	1,793	2,526
October	2,253	2,308	3,111
November	2,833	2,800	3,592
December	3,465	3,560	4,191
January	3,778	4,171	4,582
February	4,802	4,171	5,123
March	5,717	4,171	5,812
April	5,788	6,457	
May	6,381	6,478	
June	6,466	6,478	

QUALITY (rolling 12 month period)	Contract Quantity	Contract Base Number	Contract *	Area Team	Region	England
% of all assessments that were assess and fit appliances (case starts)	391	608	64.3%	76.5%	62.5%	60.1%
% of all assessments that were assess and refuse	67	608	11.0%	4.9%	10.1%	11.3%
% of all assessments that were assess and review	150	608	24.7%	18.5%	27.4%	28.6%
% of case starts with a reported IOTN of 3 and Aesthetic Component of 5 or below	0	391	N/A	0.0%	0.1%	0.1%
% of case starts with a reported IOTN of 3 and Aesthetic Component of 6 or above	16	391	4.1%	2.4%	3.4%	4.1%
% of case starts with a reported IOTN of 4	298	391	76.2%	78.1%	77.7%	77.7%
% of case starts with a reported IOTN of 5	77	391	19.7%	18.3%	17.4%	16.8 %
% of concluded courses in receipt of dual-arch fixed appliances	278	361	77.0%	71.9%	73.0%	73.8%
% of concluded courses where treatment was abandoned or discontinued	12	361	3.3%	4.2%	6.3%	7.0%
% of patients satisfied with the treatment they have received	13	14	92.9%	95.1%	96.0%	96.0%

* Figures in italics indicate that the base number is less than 100.

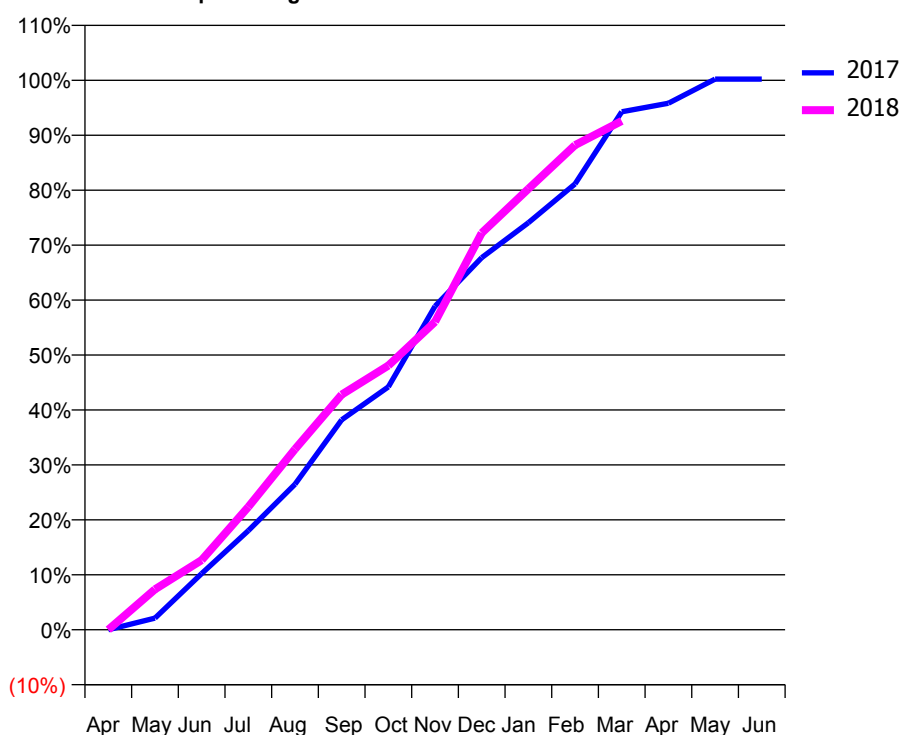
Q68 - Vital Signs Orthodontic At a Glance Contract Report for 635677/0001 - March 2018

Name or company name	MISS JM EDWARDS	17/18 Contracted general activity (UDA)	0
Contract type name	PDS Contract	Carry forward general activity (UDA)	0
Purpose of contract	Orthodontic	17/18 Contracted orthodontic activity (UOA)	2,500
Contract start date	01/04/2006	Carry forward orthodontic activity (UOA)	0
Contract end date	31/03/2019	Baseline contract value	£165,998.94

ACCESS	Contract	England and Wales
24 month ratio of assessments to patient IDs	1.02	1.04

ACTIVITY	Contract
Contract assess and fit appliances (case starts) as a percentage of Area Team case starts	1.0 %

Cumulative percentage of contracted UOA delivered 2017 & 2018



Month	Adjusted Scheduled Activity (UOA)		
	2016	2017	2018
April	7	0	0
May	135	53	184
June	135	256	317
July	411	451	559
August	632	662	822
September	884	955	1,070
October	1,121	1,105	1,202
November	1,338	1,472	1,401
December	1,584	1,693	1,805
January	1,630	1,852	2,006
February	2,074	2,029	2,205
March	2,170	2,357	2,315
April	2,341	2,396	
May	2,508	2,505	
June	2,508	2,505	

QUALITY (rolling 12 month period)

	Contract Quantity	Contract Base Number	Contract *	Area Team	Region	England
% of all assessments that were assess and fit appliances (case starts)	113	242	46.7%	76.5%	62.5%	60.1%
% of all assessments that were assess and refuse	28	242	11.6%	4.9%	10.1%	11.3%
% of all assessments that were assess and review	101	242	41.7%	18.5%	27.4%	28.6%
% of case starts with a reported IOTN of 3 and Aesthetic Component of 5 or below	0	113	N/A	0.0%	0.1%	0.1%
% of case starts with a reported IOTN of 3 and Aesthetic Component of 6 or above	2	113	1.8%	2.4%	3.4%	4.1%
% of case starts with a reported IOTN of 4	87	113	77.0%	78.1%	77.7%	77.7%
% of case starts with a reported IOTN of 5	17	113	15.0%	18.3%	17.4%	16.8 %
% of concluded courses in receipt of dual-arch fixed appliances	101	124	81.5%	71.9%	73.0%	73.8%
% of concluded courses where treatment was abandoned or discontinued	3	124	2.4%	4.2%	6.3%	7.0%
% of patients satisfied with the treatment they have received	2	2	100.0%	95.1%	96.0%	96.0%

* Figures in italics indicate that the base number is less than 100.

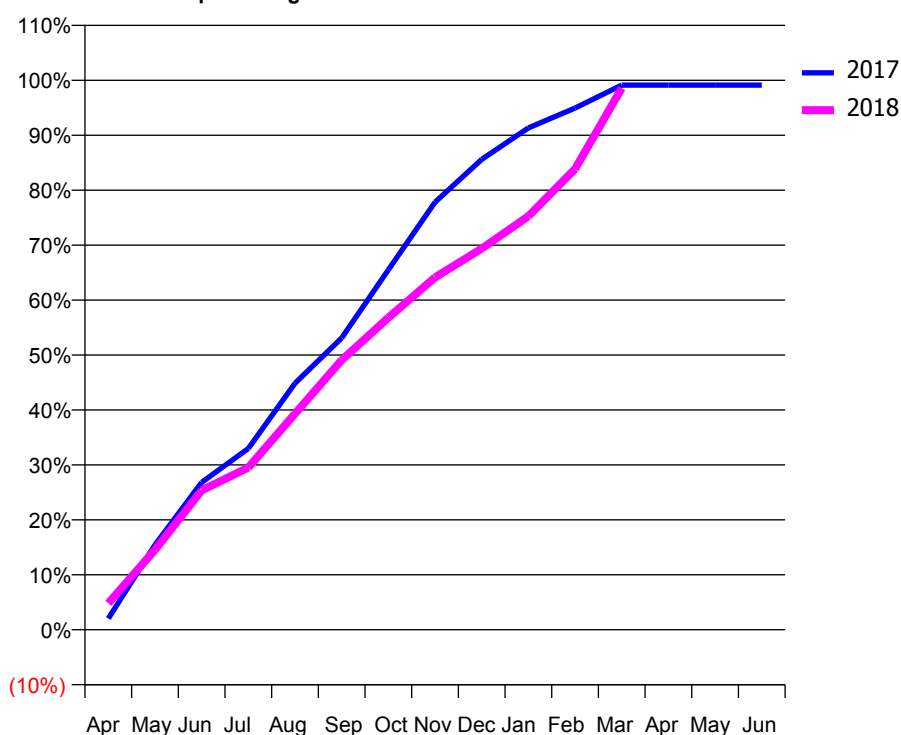
Q68 - Vital Signs Orthodontic At a Glance Contract Report for 656968/0002 - March 2018

Name or company name	MRS VJ DIXON	17/18 Contracted general activity (UDA)	0
Contract type name	PDS Contract	Carry forward general activity (UDA)	0
Purpose of contract	Orthodontic	17/18 Contracted orthodontic activity (UOA)	4,097
Contract start date	01/04/2006	Carry forward orthodontic activity (UOA)	36
Contract end date	31/03/2019	Baseline contract value	£276,589.13

ACCESS	Contract	England and Wales
24 month ratio of assessments to patient IDs	1.00	1.04

ACTIVITY	Contract
Contract assess and fit appliances (case starts) as a percentage of Area Team case starts	1.7 %

Cumulative percentage of contracted UOA delivered 2017 & 2018



Month	Adjusted Scheduled Activity (UOA)		
	2016	2017	2018
April	-48	84	197
May	347	633	596
June	507	1,099	1,039
July	1,149	1,352	1,209
August	1,398	1,837	1,612
September	1,762	2,176	2,011
October	2,094	2,684	2,327
November	2,414	3,188	2,627
December	2,735	3,507	2,842
January	2,869	3,742	3,083
February	3,293	3,890	3,435
March	3,889	4,061	4,038
April	4,163	4,061	
May	4,163	4,061	
June	4,163	4,061	

QUALITY (rolling 12 month period)	Contract Quantity	Contract Base Number	Contract *	Area Team	Region	England
% of all assessments that were assess and fit appliances (case starts)	192	250	76.8%	76.5%	62.5%	60.1%
% of all assessments that were assess and refuse	17	250	6.8%	4.9%	10.1%	11.3%
% of all assessments that were assess and review	41	250	16.4%	18.5%	27.4%	28.6%
% of case starts with a reported IOTN of 3 and Aesthetic Component of 5 or below	0	192	N/A	0.0%	0.1%	0.1%
% of case starts with a reported IOTN of 3 and Aesthetic Component of 6 or above	5	192	2.6%	2.4%	3.4%	4.1%
% of case starts with a reported IOTN of 4	164	192	85.4%	78.1%	77.7%	77.7%
% of case starts with a reported IOTN of 5	23	192	12.0%	18.3%	17.4%	16.8 %
% of concluded courses in receipt of dual-arch fixed appliances	194	211	91.9%	71.9%	73.0%	73.8%
% of concluded courses where treatment was abandoned or discontinued	7	211	3.3%	4.2%	6.3%	7.0%
% of patients satisfied with the treatment they have received	3	3	100.0%	95.1%	96.0%	96.0%

* Figures in italics indicate that the base number is less than 100.

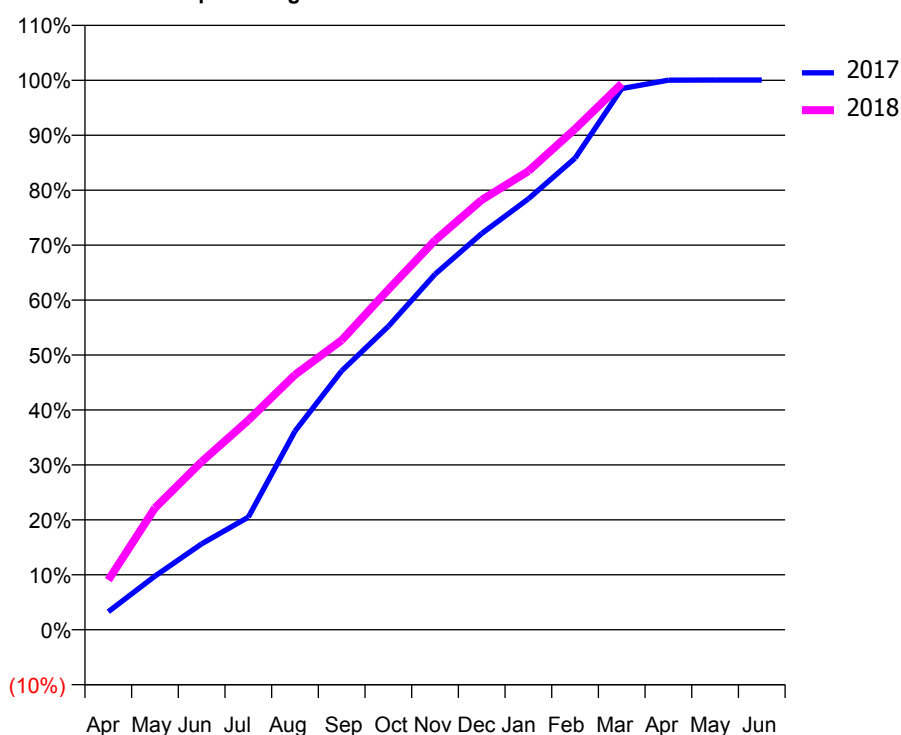
Q68 - Vital Signs Orthodontic At a Glance Contract Report for 677256/0001 - March 2018

Name or company name	MR GT WYNNE-HUGHES	17/18 Contracted general activity (UDA)	0
Contract type name	PDS Contract	Carry forward general activity (UDA)	0
Purpose of contract	Orthodontic	17/18 Contracted orthodontic activity (UOA)	13,141
Contract start date	01/04/2006	Carry forward orthodontic activity (UOA)	0
Contract end date	31/03/2026	Baseline contract value	£876,512.09

ACCESS	Contract	England and Wales
24 month ratio of assessments to patient IDs	1.09	1.04

ACTIVITY	Contract
Contract assess and fit appliances (case starts) as a percentage of Area Team case starts	5.5 %

Cumulative percentage of contracted UOA delivered 2017 & 2018



Month	Adjusted Scheduled Activity (UOA)		
	2016	2017	2018
April	640	433	1,188
May	1,854	1,282	2,912
June	2,708	2,055	4,019
July	4,333	2,692	5,012
August	5,295	4,750	6,098
September	6,264	6,192	6,926
October	7,131	7,257	8,137
November	8,537	8,503	9,312
December	9,643	9,476	10,281
January	10,775	10,304	10,967
February	12,527	11,277	11,975
March	12,939	12,942	13,060
April	13,105	13,143	
May	13,173	13,145	
June	13,173	13,145	

QUALITY (rolling 12 month period)

	Contract Quantity	Contract Base Number	Contract *	Area Team	Region	England
% of all assessments that were assess and fit appliances (case starts)	622	1,169	53.2%	76.5%	62.5%	60.1%
% of all assessments that were assess and refuse	100	1,169	8.6%	4.9%	10.1%	11.3%
% of all assessments that were assess and review	447	1,169	38.2%	18.5%	27.4%	28.6%
% of case starts with a reported IOTN of 3 and Aesthetic Component of 5 or below	0	622	N/A	0.0%	0.1%	0.1%
% of case starts with a reported IOTN of 3 and Aesthetic Component of 6 or above	1	622	0.2%	2.4%	3.4%	4.1%
% of case starts with a reported IOTN of 4	500	622	80.4%	78.1%	77.7%	77.7%
% of case starts with a reported IOTN of 5	115	622	18.5%	18.3%	17.4%	16.8 %
% of concluded courses in receipt of dual-arch fixed appliances	551	596	92.4%	71.9%	73.0%	73.8%
% of concluded courses where treatment was abandoned or discontinued	24	596	4.0%	4.2%	6.3%	7.0%
% of patients satisfied with the treatment they have received	21	21	100.0%	95.1%	96.0%	96.0%

* Figures in italics indicate that the base number is less than 100.

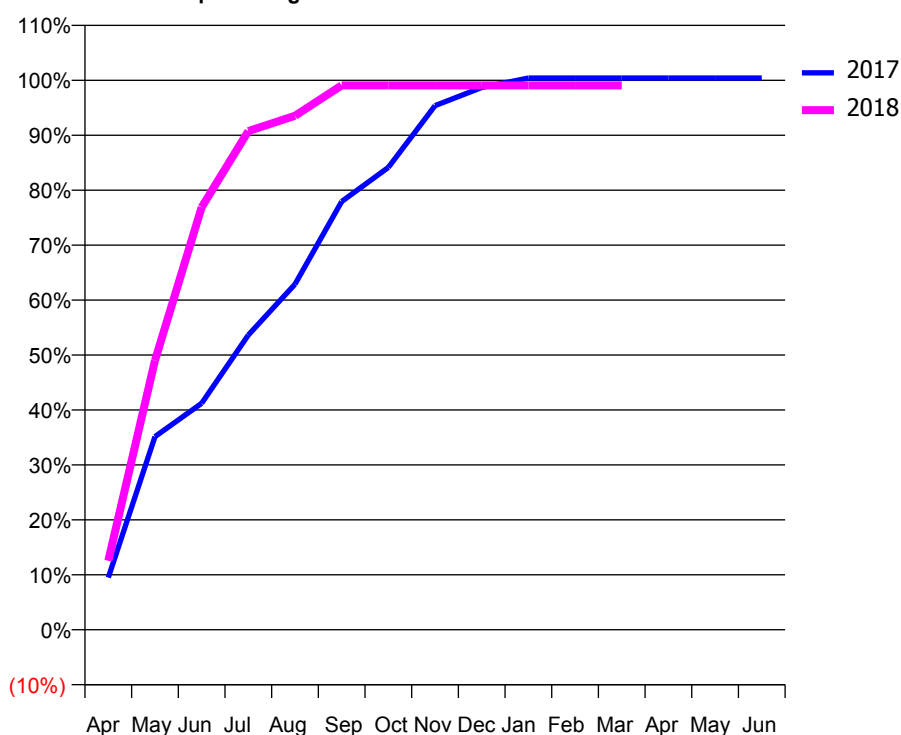
Q68 - Vital Signs Orthodontic At a Glance Contract Report for 729175/0002 - March 2018

Name or company name	MR LD MURRAY	17/18 Contracted general activity (UDA)	0
Contract type name	PDS Contract	Carry forward general activity (UDA)	0
Purpose of contract	Orthodontic	17/18 Contracted orthodontic activity (UOA)	757
Contract start date	01/04/2006	Carry forward orthodontic activity (UOA)	0
Contract end date	31/03/2019	Baseline contract value	£49,734.13

ACCESS	Contract	England and Wales
24 month ratio of assessments to patient IDs	1.00	1.04

ACTIVITY	Contract
Contract assess and fit appliances (case starts) as a percentage of Area Team case starts	0.3 %

Cumulative percentage of contracted UOA delivered 2017 & 2018



Month	Adjusted Scheduled Activity (UOA)		
	2016	2017	2018
April	8	72	95
May	75	266	371
June	331	312	582
July	447	406	687
August	578	476	708
September	623	590	750
October	695	637	750
November	740	722	750
December	746	747	750
January	750	760	750
February	750	760	750
March	750	760	750
April	752	760	
May	753	760	
June	753	760	

QUALITY (rolling 12 month period)	Contract Quantity	Contract Base Number	Contract *	Area Team	Region	England
% of all assessments that were assess and fit appliances (case starts)	35	50	70.0%	76.5%	62.5%	60.1%
% of all assessments that were assess and refuse	8	50	16.0%	4.9%	10.1%	11.3%
% of all assessments that were assess and review	7	50	14.0%	18.5%	27.4%	28.6%
% of case starts with a reported IOTN of 3 and Aesthetic Component of 5 or below	0	35	<i>N/A</i>	0.0%	0.1%	0.1%
% of case starts with a reported IOTN of 3 and Aesthetic Component of 6 or above	0	35	<i>N/A</i>	2.4%	3.4%	4.1%
% of case starts with a reported IOTN of 4	30	35	85.7%	78.1%	77.7%	77.7%
% of case starts with a reported IOTN of 5	5	35	14.3%	18.3%	17.4%	16.8 %
% of concluded courses in receipt of dual-arch fixed appliances	7	32	21.9%	71.9%	73.0%	73.8%
% of concluded courses where treatment was abandoned or discontinued	6	32	18.8%	4.2%	6.3%	7.0%
% of patients satisfied with the treatment they have received	1	1	100.0%	95.1%	96.0%	96.0%

* Figures in italics indicate that the base number is less than 100.

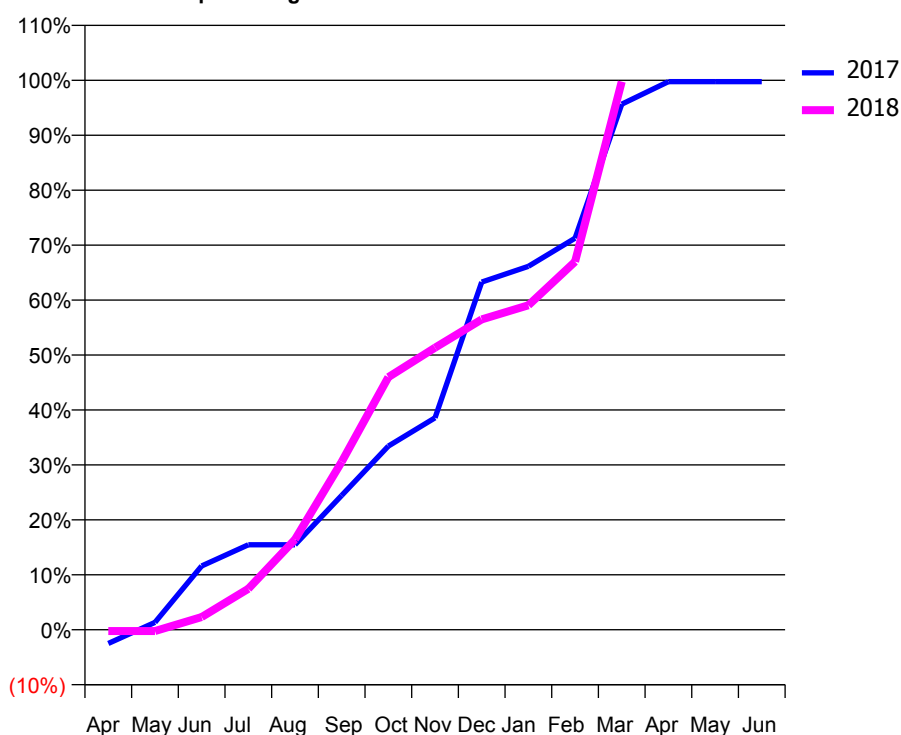
Q68 - Vital Signs Orthodontic At a Glance Contract Report for 729809/0003 - March 2018

Name or company name	MR MR SWAN	17/18 Contracted general activity (UDA)	0
Contract type name	PDS Contract	Carry forward general activity (UDA)	0
Purpose of contract	Orthodontic	17/18 Contracted orthodontic activity (UOA)	1,636
Contract start date	01/04/2011	Carry forward orthodontic activity (UOA)	4
Contract end date	31/03/2019	Baseline contract value	£103,151.49

ACCESS	Contract	England and Wales
24 month ratio of assessments to patient IDs	1.00	1.04

ACTIVITY	Contract
Contract assess and fit appliances (case starts) as a percentage of Area Team case starts	0.7 %

Cumulative percentage of contracted UOA delivered 2017 & 2018



Month	Adjusted Scheduled Activity (UOA)		
	2016	2017	2018
April	-48	-41	-4
May	-24	22	-4
June	-1	190	38
July	136	253	122
August	167	253	269
September	253	400	500
October	391	547	752
November	595	631	840
December	835	1,035	924
January	1,006	1,082	966
February	1,301	1,166	1,096
March	1,532	1,565	1,632
April	1,595	1,632	
May	1,595	1,632	
June	1,595	1,632	

QUALITY (rolling 12 month period)

	Contract Quantity	Contract Base Number	Contract *	Area Team	Region	England
% of all assessments that were assess and fit appliances (case starts)	84	91	92.3%	76.5%	62.5%	60.1%
% of all assessments that were assess and refuse	1	91	1.1%	4.9%	10.1%	11.3%
% of all assessments that were assess and review	6	91	6.6%	18.5%	27.4%	28.6%
% of case starts with a reported IOTN of 3 and Aesthetic Component of 5 or below	0	84	N/A	0.0%	0.1%	0.1%
% of case starts with a reported IOTN of 3 and Aesthetic Component of 6 or above	0	84	N/A	2.4%	3.4%	4.1%
% of case starts with a reported IOTN of 4	67	84	79.8%	78.1%	77.7%	77.7%
% of case starts with a reported IOTN of 5	17	84	20.2%	18.3%	17.4%	16.8 %
% of concluded courses in receipt of dual-arch fixed appliances	0	37	N/A	71.9%	73.0%	73.8%
% of concluded courses where treatment was abandoned or discontinued	2	37	5.4%	4.2%	6.3%	7.0%
% of patients satisfied with the treatment they have received	3	3	100.0%	95.1%	96.0%	96.0%

* Figures in italics indicate that the base number is less than 100.

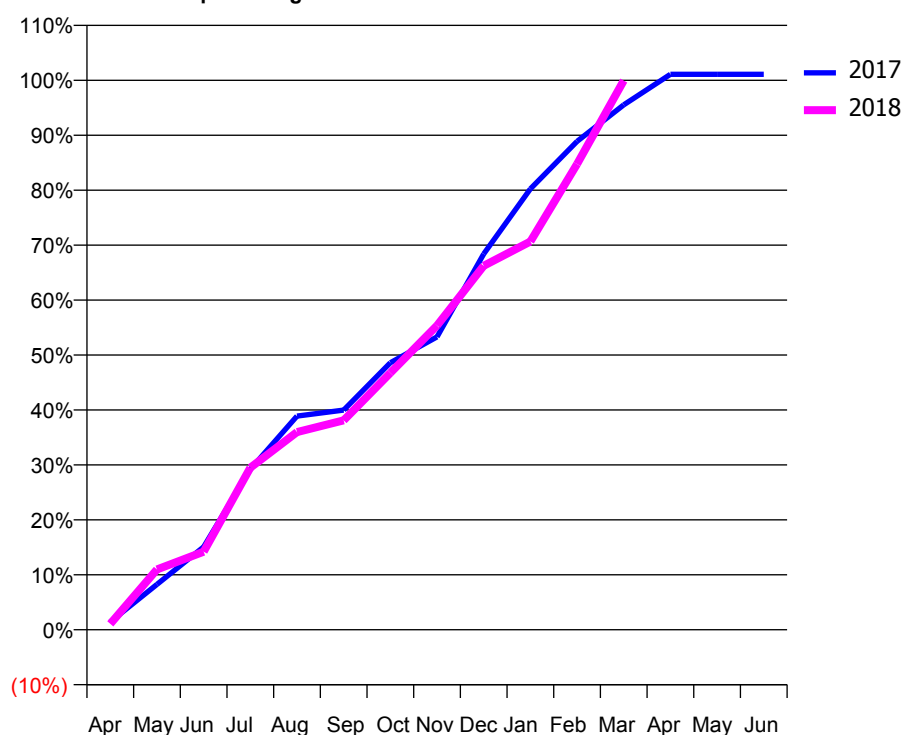
Q68 - Vital Signs Orthodontic At a Glance Contract Report for 742856/0001 - March 2018

Name or company name	MRS MA YATES	17/18 Contracted general activity (UDA)	0
Contract type name	PDS Contract	Carry forward general activity (UDA)	0
Purpose of contract	Orthodontic	17/18 Contracted orthodontic activity (UOA)	1,949
Contract start date	01/04/2006	Carry forward orthodontic activity (UOA)	0
Contract end date	31/03/2019	Baseline contract value	£130,760.32

ACCESS	Contract	England and Wales
24 month ratio of assessments to patient IDs	1.00	1.04

ACTIVITY	Contract
Contract assess and fit appliances (case starts) as a percentage of Area Team case starts	0.9 %

Cumulative percentage of contracted UOA delivered 2017 & 2018



Month	Adjusted Scheduled Activity (UOA)		
	2016	2017	2018
April	41	28	21
May	198	161	214
June	373	294	277
July	511	569	575
August	644	758	701
September	714	779	743
October	982	947	911
November	1,079	1,039	1,079
December	1,257	1,333	1,291
January	1,375	1,564	1,377
February	1,829	1,732	1,652
March	1,962	1,862	1,948
April	1,983	1,970	
May	1,983	1,970	
June	1,983	1,970	

QUALITY (rolling 12 month period)

	Contract Quantity	Contract Base Number	Contract *	Area Team	Region	England
% of all assessments that were assess and fit appliances (case starts)	99	110	90.0%	76.5%	62.5%	60.1%
% of all assessments that were assess and refuse	7	110	6.4%	4.9%	10.1%	11.3%
% of all assessments that were assess and review	4	110	3.6%	18.5%	27.4%	28.6%
% of case starts with a reported IOTN of 3 and Aesthetic Component of 5 or below	0	99	<i>N/A</i>	0.0%	0.1%	0.1%
% of case starts with a reported IOTN of 3 and Aesthetic Component of 6 or above	0	99	<i>N/A</i>	2.4%	3.4%	4.1%
% of case starts with a reported IOTN of 4	72	99	72.7%	78.1%	77.7%	77.7%
% of case starts with a reported IOTN of 5	24	99	24.2%	18.3%	17.4%	16.8 %
% of concluded courses in receipt of dual-arch fixed appliances	69	76	90.8%	71.9%	73.0%	73.8%
% of concluded courses where treatment was abandoned or discontinued	0	76	0.0%	4.2%	6.3%	7.0%
% of patients satisfied with the treatment they have received	7	7	100.0%	95.1%	96.0%	96.0%

* Figures in italics indicate that the base number is less than 100.

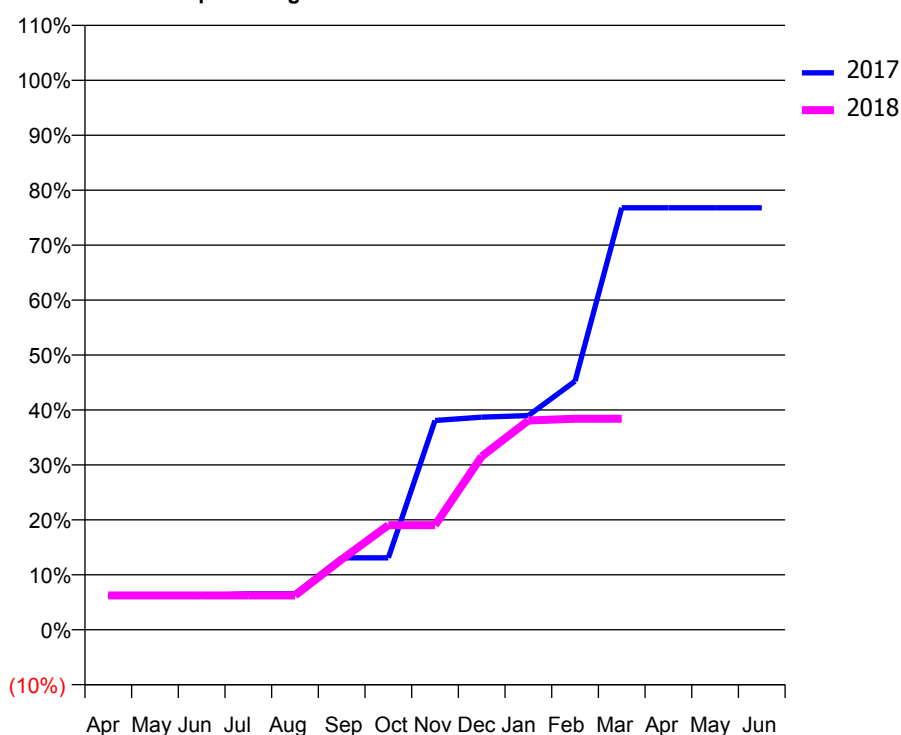
Q68 - Vital Signs Orthodontic At a Glance Contract Report for 748943/0001 - March 2018

Name or company name	MR JD BRODERICK	17/18 Contracted general activity (UDA)	9,070
Contract type name	GDS Contract	Carry forward general activity (UDA)	109
Purpose of contract	General and Orthodontic	17/18 Contracted orthodontic activity (UOA)	336
Contract start date	01/04/2006	Carry forward orthodontic activity (UOA)	0
Contract end date		Baseline contract value	£232,495.12

ACCESS	Contract	England and Wales
24 month ratio of assessments to patient IDs	1.00	1.04

ACTIVITY	Contract
Contract assess and fit appliances (case starts) as a percentage of Area Team case starts	0.1 %

Cumulative percentage of contracted UOA delivered 2017 & 2018



Month	Adjusted Scheduled Activity (UOA)		
	2016	2017	2018
April	20	21	21
May	104	21	21
June	126	21	21
July	147	22	21
August	147	22	21
September	231	44	43
October	273	44	64
November	294	128	64
December	295	130	106
January	296	131	128
February	296	152	129
March	296	258	129
April	317	258	
May	317	258	
June	317	258	

QUALITY (rolling 12 month period)

	Contract Quantity	Contract Base Number	Contract *	Area Team	Region	England
% of all assessments that were assess and fit appliances (case starts)	6	9	66.7%	76.5%	62.5%	60.1%
% of all assessments that were assess and refuse	0	9	0.0%	4.9%	10.1%	11.3%
% of all assessments that were assess and review	3	9	33.3%	18.5%	27.4%	28.6%
% of case starts with a reported IOTN of 3 and Aesthetic Component of 5 or below	0	6	N/A	0.0%	0.1%	0.1%
% of case starts with a reported IOTN of 3 and Aesthetic Component of 6 or above	0	6	N/A	2.4%	3.4%	4.1%
% of case starts with a reported IOTN of 4	6	6	100.0%	78.1%	77.7%	77.7%
% of case starts with a reported IOTN of 5	0	6	N/A	18.3%	17.4%	16.8 %
% of concluded courses in receipt of dual-arch fixed appliances	5	9	55.6%	71.9%	73.0%	73.8%
% of concluded courses where treatment was abandoned or discontinued	2	9	22.2%	4.2%	6.3%	7.0%
% of patients satisfied with the treatment they have received	2	2	100.0%	95.1%	96.0%	96.0%

* Figures in italics indicate that the base number is less than 100.

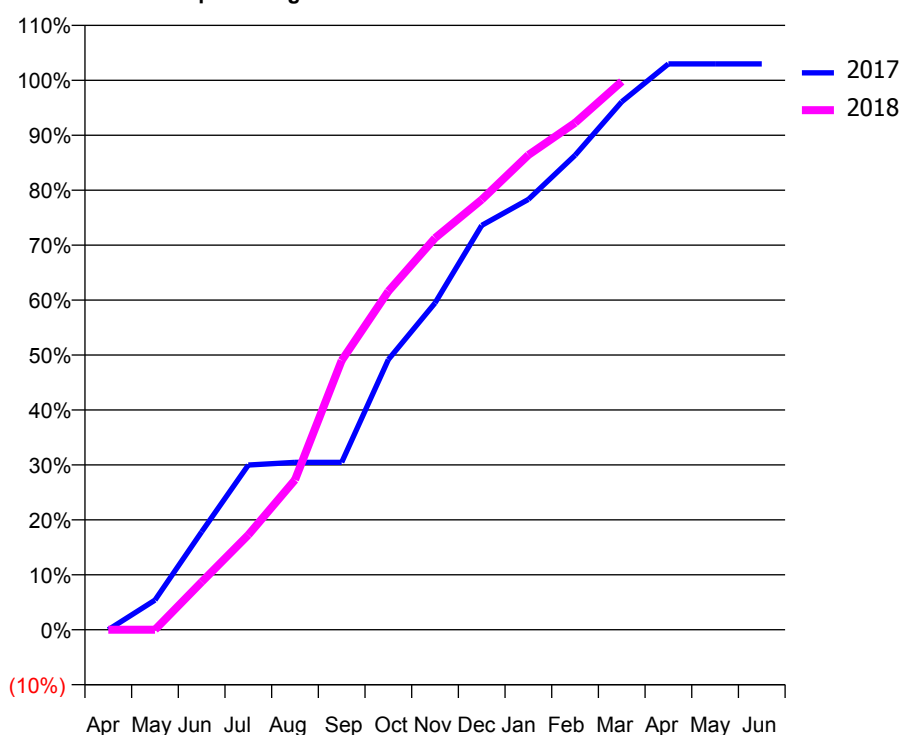
Q68 - Vital Signs Orthodontic At a Glance Contract Report for 753653/0001 - March 2018

Name or company name	MISS R GUPTA	17/18 Contracted general activity (UDA)	0
Contract type name	PDS Contract	Carry forward general activity (UDA)	0
Purpose of contract	Orthodontic	17/18 Contracted orthodontic activity (UOA)	1,818
Contract start date	01/04/2006	Carry forward orthodontic activity (UOA)	0
Contract end date	31/03/2019	Baseline contract value	£119,240.51

ACCESS	Contract	England and Wales
24 month ratio of assessments to patient IDs	1.00	1.04

ACTIVITY	Contract
Contract assess and fit appliances (case starts) as a percentage of Area Team case starts	0.8 %

Cumulative percentage of contracted UOA delivered 2017 & 2018



Month	Adjusted Scheduled Activity (UOA)		
	2016	2017	2018
April	21	0	0
May	230	98	0
June	488	324	158
July	597	545	314
August	806	554	496
September	924	554	891
October	1,046	894	1,120
November	1,046	1,081	1,296
December	1,268	1,338	1,423
January	1,386	1,424	1,571
February	1,545	1,570	1,677
March	1,636	1,747	1,814
April	1,827	1,872	
May	1,827	1,872	
June	1,848	1,872	

QUALITY (rolling 12 month period)	Contract Quantity	Contract Base Number	Contract *	Area Team	Region	England
% of all assessments that were assess and fit appliances (case starts)	87	234	37.2%	76.5%	62.5%	60.1%
% of all assessments that were assess and refuse	46	234	19.7%	4.9%	10.1%	11.3%
% of all assessments that were assess and review	101	234	43.2%	18.5%	27.4%	28.6%
% of case starts with a reported IOTN of 3 and Aesthetic Component of 5 or below	0	87	<i>N/A</i>	0.0%	0.1%	0.1%
% of case starts with a reported IOTN of 3 and Aesthetic Component of 6 or above	0	87	<i>N/A</i>	2.4%	3.4%	4.1%
% of case starts with a reported IOTN of 4	71	87	81.6%	78.1%	77.7%	77.7%
% of case starts with a reported IOTN of 5	16	87	18.4%	18.3%	17.4%	16.8 %
% of concluded courses in receipt of dual-arch fixed appliances	66	77	85.7%	71.9%	73.0%	73.8%
% of concluded courses where treatment was abandoned or discontinued	7	77	9.1%	4.2%	6.3%	7.0%
% of patients satisfied with the treatment they have received	4	5	80.0%	95.1%	96.0%	96.0%

* Figures in italics indicate that the base number is less than 100.

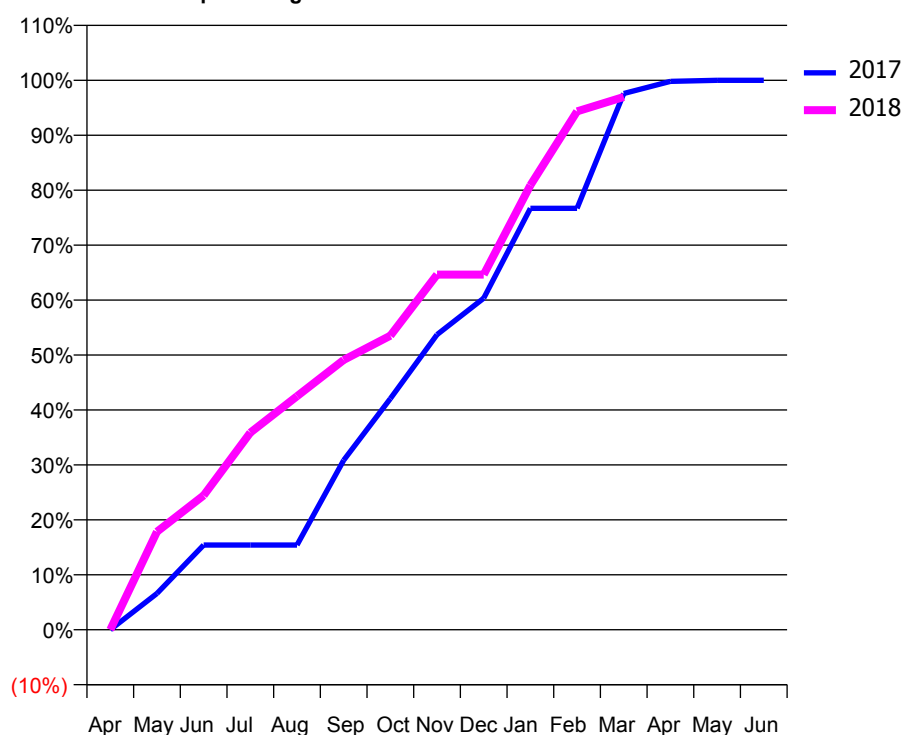
Q68 - Vital Signs Orthodontic At a Glance Contract Report for 812765/0002 - March 2018

Name or company name	MISS CP MCGOVERN	17/18 Contracted general activity (UDA)	0
Contract type name	PDS Contract	Carry forward general activity (UDA)	0
Purpose of contract	Orthodontic	17/18 Contracted orthodontic activity (UOA)	953
Contract start date	01/04/2011	Carry forward orthodontic activity (UOA)	0
Contract end date	31/03/2019	Baseline contract value	£62,495.74

ACCESS	Contract	England and Wales
24 month ratio of assessments to patient IDs	1.00	1.04

ACTIVITY	Contract
Contract assess and fit appliances (case starts) as a percentage of Area Team case starts	0.4 %

Cumulative percentage of contracted UOA delivered 2017 & 2018



Month	Adjusted Scheduled Activity (UOA)		
	2016	2017	2018
April	19	0	0
May	62	63	170
June	127	147	233
July	257	147	342
August	279	147	405
September	279	294	468
October	448	401	510
November	553	512	616
December	638	575	616
January	723	731	771
February	918	731	899
March	947	930	924
April	947	951	
May	968	953	
June	968	953	

QUALITY (rolling 12 month period)

	Contract Quantity	Contract Base Number	Contract *	Area Team	Region	England
% of all assessments that were assess and fit appliances (case starts)	49	57	86.0%	76.5%	62.5%	60.1%
% of all assessments that were assess and refuse	6	57	10.5%	4.9%	10.1%	11.3%
% of all assessments that were assess and review	2	57	3.5%	18.5%	27.4%	28.6%
% of case starts with a reported IOTN of 3 and Aesthetic Component of 5 or below	0	49	N/A	0.0%	0.1%	0.1%
% of case starts with a reported IOTN of 3 and Aesthetic Component of 6 or above	1	49	2.0%	2.4%	3.4%	4.1%
% of case starts with a reported IOTN of 4	40	49	81.6%	78.1%	77.7%	77.7%
% of case starts with a reported IOTN of 5	8	49	16.3%	18.3%	17.4%	16.8 %
% of concluded courses in receipt of dual-arch fixed appliances	33	37	89.2%	71.9%	73.0%	73.8%
% of concluded courses where treatment was abandoned or discontinued	0	37	0.0%	4.2%	6.3%	7.0%
% of patients satisfied with the treatment they have received	6	7	85.7%	95.1%	96.0%	96.0%

* Figures in italics indicate that the base number is less than 100.

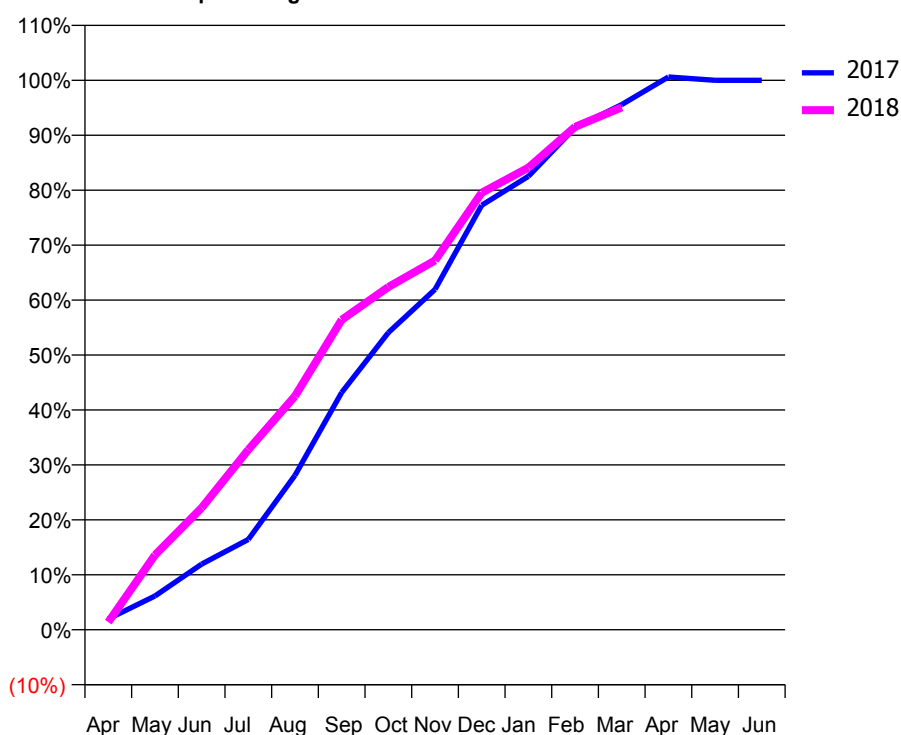
Q68 - Vital Signs Orthodontic At a Glance Contract Report for 835021/0002 - March 2018

Name or company name	MR TP MCDONOGH	17/18 Contracted general activity (UDA)	0
Contract type name	PDS Contract	Carry forward general activity (UDA)	0
Purpose of contract	Orthodontic	17/18 Contracted orthodontic activity (UOA)	7,589
Contract start date	01/04/2011	Carry forward orthodontic activity (UOA)	0
Contract end date	31/03/2019	Baseline contract value	£497,667.86

ACCESS	Contract	England and Wales
24 month ratio of assessments to patient IDs	1.01	1.04

ACTIVITY	Contract
Contract assess and fit appliances (case starts) as a percentage of Area Team case starts	3.2 %

Cumulative percentage of contracted UOA delivered 2017 & 2018



Month	Adjusted Scheduled Activity (UOA)		
	2016	2017	2018
April	404	151	105
May	901	466	1,033
June	1,175	907	1,684
July	1,637	1,248	2,488
August	2,205	2,134	3,228
September	3,575	3,277	4,281
October	4,652	4,104	4,733
November	5,413	4,700	5,101
December	5,770	5,863	6,036
January	5,938	6,262	6,382
February	6,320	6,934	6,946
March	7,164	7,253	7,215
April	7,731	7,635	
May	7,752	7,589	
June	7,752	7,589	

QUALITY (rolling 12 month period)

	Contract Quantity	Contract Base Number	Contract *	Area Team	Region	England
% of all assessments that were assess and fit appliances (case starts)	361	498	72.5%	76.5%	62.5%	60.1%
% of all assessments that were assess and refuse	9	498	1.8%	4.9%	10.1%	11.3%
% of all assessments that were assess and review	128	498	25.7%	18.5%	27.4%	28.6%
% of case starts with a reported IOTN of 3 and Aesthetic Component of 5 or below	3	361	0.8%	0.0%	0.1%	0.1%
% of case starts with a reported IOTN of 3 and Aesthetic Component of 6 or above	12	361	3.3%	2.4%	3.4%	4.1%
% of case starts with a reported IOTN of 4	207	361	57.3%	78.1%	77.7%	77.7%
% of case starts with a reported IOTN of 5	73	361	20.2%	18.3%	17.4%	16.8 %
% of concluded courses in receipt of dual-arch fixed appliances	235	312	75.3%	71.9%	73.0%	73.8%
% of concluded courses where treatment was abandoned or discontinued	5	312	1.6%	4.2%	6.3%	7.0%
% of patients satisfied with the treatment they have received	17	18	94.4%	95.1%	96.0%	96.0%

* Figures in italics indicate that the base number is less than 100.

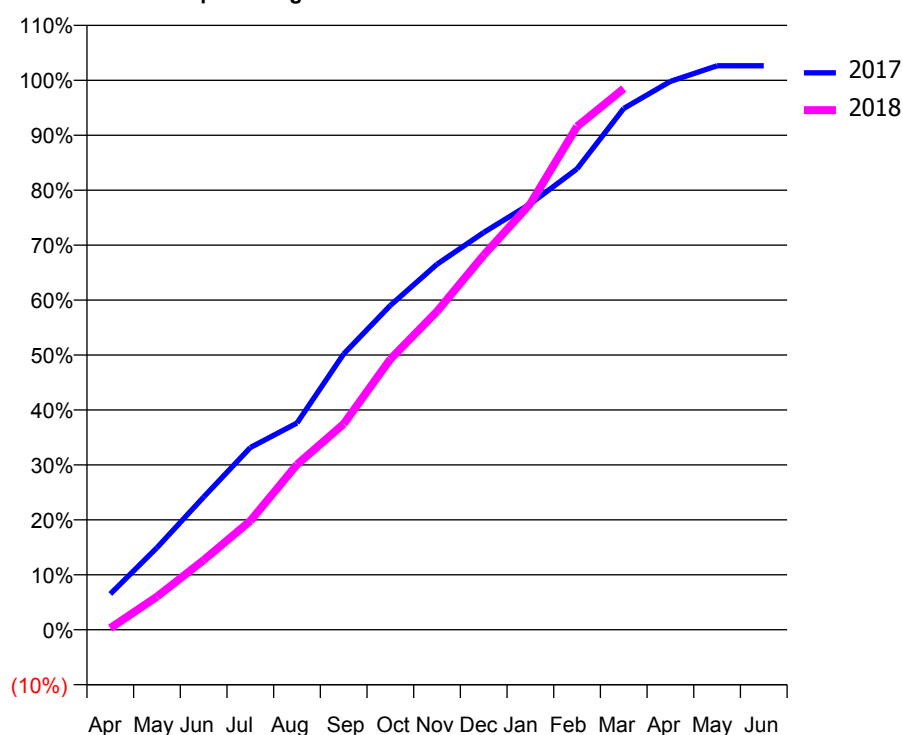
Q68 - Vital Signs Orthodontic At a Glance Contract Report for 840165/0001 - March 2018

Name or company name	MR DC BRYAN	17/18 Contracted general activity (UDA)	0
Contract type name	PDS Contract	Carry forward general activity (UDA)	0
Purpose of contract	Orthodontic	17/18 Contracted orthodontic activity (UOA)	7,370
Contract start date	01/04/2006	Carry forward orthodontic activity (UOA)	0
Contract end date	31/03/2019	Baseline contract value	£490,077.31

ACCESS	Contract	England and Wales
24 month ratio of assessments to patient IDs	1.00	1.04

ACTIVITY	Contract
Contract assess and fit appliances (case starts) as a percentage of Area Team case starts	3.3 %

Cumulative percentage of contracted UOA delivered 2017 & 2018



Month	Adjusted Scheduled Activity (UOA)		
	2016	2017	2018
April	127	480	22
May	1,111	1,101	444
June	1,784	1,781	935
July	2,437	2,444	1,460
August	2,766	2,773	2,216
September	3,187	3,700	2,761
October	3,787	4,350	3,630
November	4,409	4,903	4,270
December	5,077	5,329	5,025
January	5,352	5,713	5,715
February	6,350	6,182	6,750
March	7,238	6,993	7,259
April	7,448	7,355	
May	7,448	7,565	
June	7,448	7,565	

QUALITY (rolling 12 month period)

	Contract Quantity	Contract Base Number	Contract *	Area Team	Region	England
% of all assessments that were assess and fit appliances (case starts)	377	467	80.7%	76.5%	62.5%	60.1%
% of all assessments that were assess and refuse	37	467	7.9%	4.9%	10.1%	11.3%
% of all assessments that were assess and review	53	467	11.3%	18.5%	27.4%	28.6%
% of case starts with a reported IOTN of 3 and Aesthetic Component of 5 or below	0	377	N/A	0.0%	0.1%	0.1%
% of case starts with a reported IOTN of 3 and Aesthetic Component of 6 or above	31	377	8.2%	2.4%	3.4%	4.1%
% of case starts with a reported IOTN of 4	287	377	76.1%	78.1%	77.7%	77.7%
% of case starts with a reported IOTN of 5	55	377	14.6%	18.3%	17.4%	16.8 %
% of concluded courses in receipt of dual-arch fixed appliances	217	266	81.6%	71.9%	73.0%	73.8%
% of concluded courses where treatment was abandoned or discontinued	18	266	6.8%	4.2%	6.3%	7.0%
% of patients satisfied with the treatment they have received	13	14	92.9%	95.1%	96.0%	96.0%

* Figures in italics indicate that the base number is less than 100.

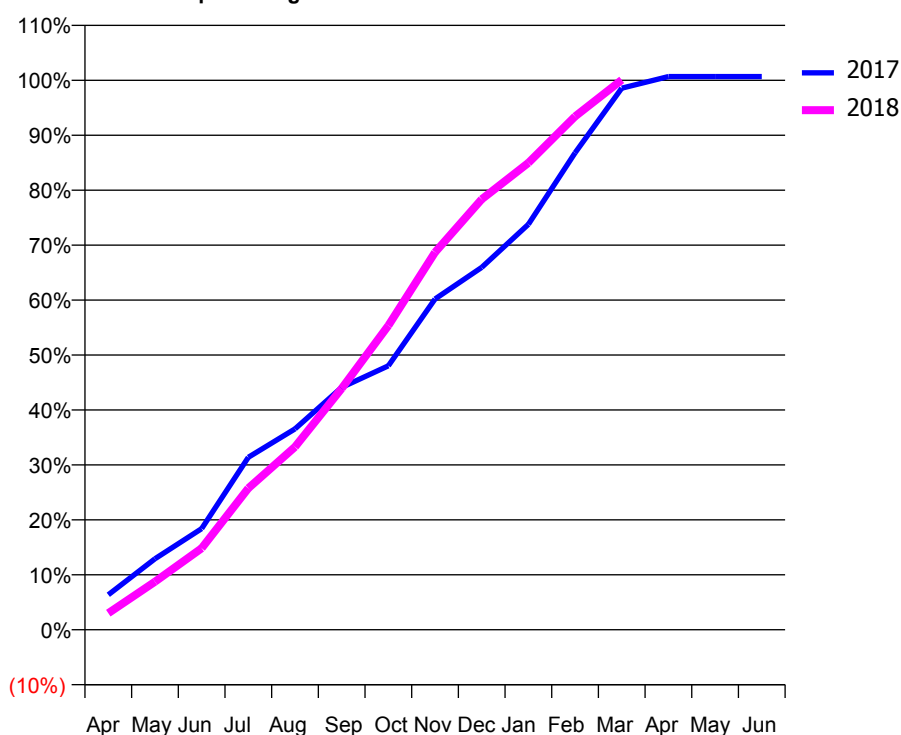
Q68 - Vital Signs Orthodontic At a Glance Contract Report for 923044/0001 - March 2018

Name or company name	MR RM JONES	17/18 Contracted general activity (UDA)	0
Contract type name	PDS Contract	Carry forward general activity (UDA)	0
Purpose of contract	Orthodontic	17/18 Contracted orthodontic activity (UOA)	6,963
Contract start date	01/04/2006	Carry forward orthodontic activity (UOA)	0
Contract end date	31/03/2019	Baseline contract value	£463,353.38

ACCESS	Contract	England and Wales
24 month ratio of assessments to patient IDs	1.00	1.04

ACTIVITY	Contract
Contract assess and fit appliances (case starts) as a percentage of Area Team case starts	3.0 %

Cumulative percentage of contracted UOA delivered 2017 & 2018



Month	Adjusted Scheduled Activity (UOA)		
	2016	2017	2018
April	-36	443	210
May	253	900	609
June	689	1,282	1,033
July	1,402	2,185	1,793
August	2,427	2,546	2,318
September	3,086	3,071	3,057
October	3,660	3,344	3,855
November	4,369	4,192	4,783
December	5,258	4,591	5,455
January	5,518	5,137	5,917
February	6,367	6,044	6,505
March	6,738	6,863	6,967
April	6,886	7,010	
May	6,991	7,010	
June	6,991	7,010	

QUALITY (rolling 12 month period)

	Contract Quantity	Contract Base Number	Contract *	Area Team	Region	England
% of all assessments that were assess and fit appliances (case starts)	342	342	100.0%	76.5%	62.5%	60.1%
% of all assessments that were assess and refuse	0	342	0.0%	4.9%	10.1%	11.3%
% of all assessments that were assess and review	0	342	0.0%	18.5%	27.4%	28.6%
% of case starts with a reported IOTN of 3 and Aesthetic Component of 5 or below	0	342	N/A	0.0%	0.1%	0.1%
% of case starts with a reported IOTN of 3 and Aesthetic Component of 6 or above	2	342	0.6%	2.4%	3.4%	4.1%
% of case starts with a reported IOTN of 4	294	342	86.0%	78.1%	77.7%	77.7%
% of case starts with a reported IOTN of 5	42	342	12.3%	18.3%	17.4%	16.8 %
% of concluded courses in receipt of dual-arch fixed appliances	302	397	76.1%	71.9%	73.0%	73.8%
% of concluded courses where treatment was abandoned or discontinued	10	397	2.5%	4.2%	6.3%	7.0%
% of patients satisfied with the treatment they have received	15	15	100.0%	95.1%	96.0%	96.0%

* Figures in italics indicate that the base number is less than 100.

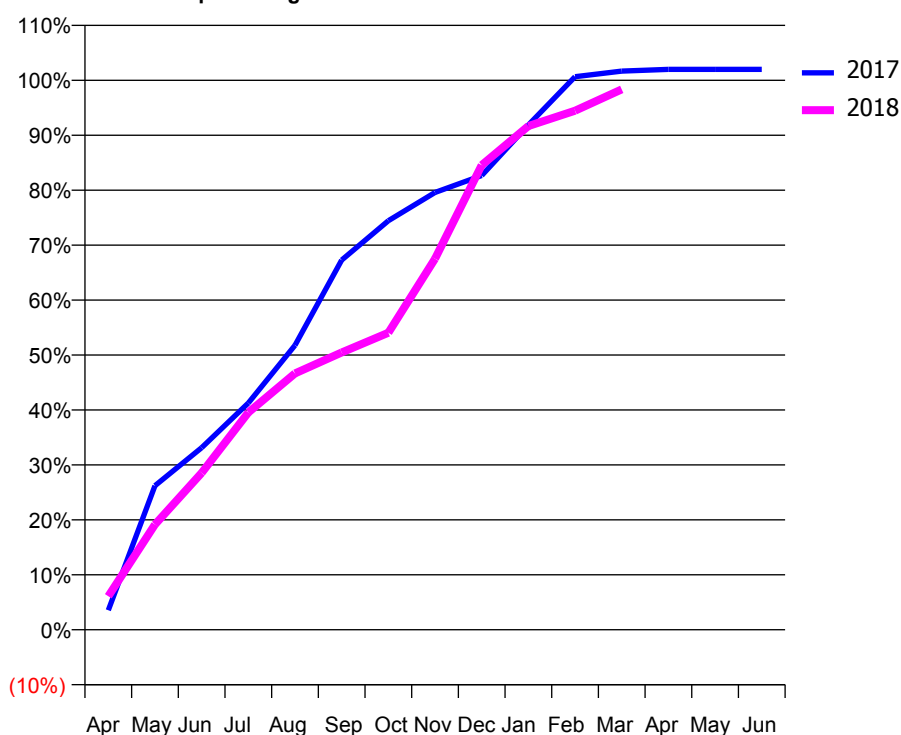
Q68 - Vital Signs Orthodontic At a Glance Contract Report for 923044/0003 - March 2018

Name or company name	MR RM JONES	17/18 Contracted general activity (UDA)	0
Contract type name	PDS Contract	Carry forward general activity (UDA)	0
Purpose of contract	Orthodontic	17/18 Contracted orthodontic activity (UOA)	8,264
Contract start date	01/04/2006	Carry forward orthodontic activity (UOA)	0
Contract end date	31/03/2019	Baseline contract value	£549,928.55

ACCESS	Contract	England and Wales
24 month ratio of assessments to patient IDs	1.00	1.04

ACTIVITY	Contract
Contract assess and fit appliances (case starts) as a percentage of Area Team case starts	3.5 %

Cumulative percentage of contracted UOA delivered 2017 & 2018



Month	Adjusted Scheduled Activity (UOA)		
	2016	2017	2018
April	229	294	504
May	1,132	2,167	1,583
June	1,322	2,738	2,360
July	2,024	3,410	3,267
August	2,315	4,279	3,855
September	2,807	5,560	4,170
October	3,191	6,152	4,468
November	4,492	6,576	5,581
December	5,925	6,832	6,988
January	6,248	7,592	7,576
February	7,653	8,318	7,807
March	8,346	8,402	8,126
April	8,896	8,427	
May	8,896	8,427	
June	8,896	8,427	

QUALITY (rolling 12 month period)

	Contract Quantity	Contract Base Number	Contract *	Area Team	Region	England
% of all assessments that were assess and fit appliances (case starts)	393	393	100.0%	76.5%	62.5%	60.1%
% of all assessments that were assess and refuse	0	393	0.0%	4.9%	10.1%	11.3%
% of all assessments that were assess and review	0	393	0.0%	18.5%	27.4%	28.6%
% of case starts with a reported IOTN of 3 and Aesthetic Component of 5 or below	0	393	N/A	0.0%	0.1%	0.1%
% of case starts with a reported IOTN of 3 and Aesthetic Component of 6 or above	8	393	2.0%	2.4%	3.4%	4.1%
% of case starts with a reported IOTN of 4	323	393	82.2%	78.1%	77.7%	77.7%
% of case starts with a reported IOTN of 5	62	393	15.8%	18.3%	17.4%	16.8 %
% of concluded courses in receipt of dual-arch fixed appliances	276	303	91.1%	71.9%	73.0%	73.8%
% of concluded courses where treatment was abandoned or discontinued	9	303	3.0%	4.2%	6.3%	7.0%
% of patients satisfied with the treatment they have received	13	13	100.0%	95.1%	96.0%	96.0%

* Figures in italics indicate that the base number is less than 100.

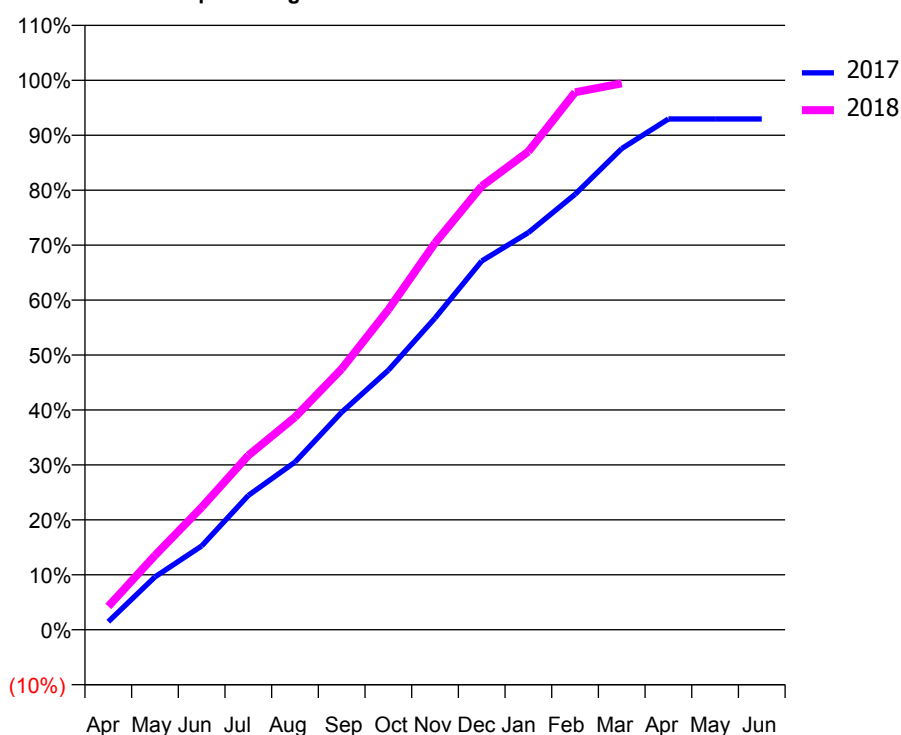
Q68 - Vital Signs Orthodontic At a Glance Contract Report for 923044/0004 - March 2018

Name or company name	MR RM JONES	17/18 Contracted general activity (UDA)	0
Contract type name	PDS Contract	Carry forward general activity (UDA)	0
Purpose of contract	Orthodontic	17/18 Contracted orthodontic activity (UOA)	9,343
Contract start date	01/04/2006	Carry forward orthodontic activity (UOA)	0
Contract end date	31/03/2019	Baseline contract value	£625,435.53

ACCESS	Contract	England and Wales
24 month ratio of assessments to patient IDs	1.00	1.04

ACTIVITY	Contract
Contract assess and fit appliances (case starts) as a percentage of Area Team case starts	4.2 %

Cumulative percentage of contracted UOA delivered 2017 & 2018



Month	Adjusted Scheduled Activity (UOA)		
	2016	2017	2018
April	375	138	399
May	1,210	899	1,264
June	1,795	1,424	2,083
July	3,018	2,285	2,965
August	3,429	2,852	3,616
September	3,875	3,700	4,435
October	4,791	4,414	5,443
November	5,427	5,300	6,577
December	6,201	6,270	7,543
January	6,497	6,753	8,131
February	7,915	7,404	9,139
March	8,762	8,181	9,290
April	9,019	8,686	
May	9,019	8,686	
June	9,019	8,686	

QUALITY (rolling 12 month period)

	Contract Quantity	Contract Base Number	Contract *	Area Team	Region	England
% of all assessments that were assess and fit appliances (case starts)	480	480	100.0%	76.5%	62.5%	60.1%
% of all assessments that were assess and refuse	0	480	0.0%	4.9%	10.1%	11.3%
% of all assessments that were assess and review	0	480	0.0%	18.5%	27.4%	28.6%
% of case starts with a reported IOTN of 3 and Aesthetic Component of 5 or below	0	480	N/A	0.0%	0.1%	0.1%
% of case starts with a reported IOTN of 3 and Aesthetic Component of 6 or above	0	480	N/A	2.4%	3.4%	4.1%
% of case starts with a reported IOTN of 4	358	480	74.6%	78.1%	77.7%	77.7%
% of case starts with a reported IOTN of 5	119	480	24.8%	18.3%	17.4%	16.8 %
% of concluded courses in receipt of dual-arch fixed appliances	322	411	78.3%	71.9%	73.0%	73.8%
% of concluded courses where treatment was abandoned or discontinued	30	411	7.3%	4.2%	6.3%	7.0%
% of patients satisfied with the treatment they have received	21	22	95.5%	95.1%	96.0%	96.0%

* Figures in italics indicate that the base number is less than 100.

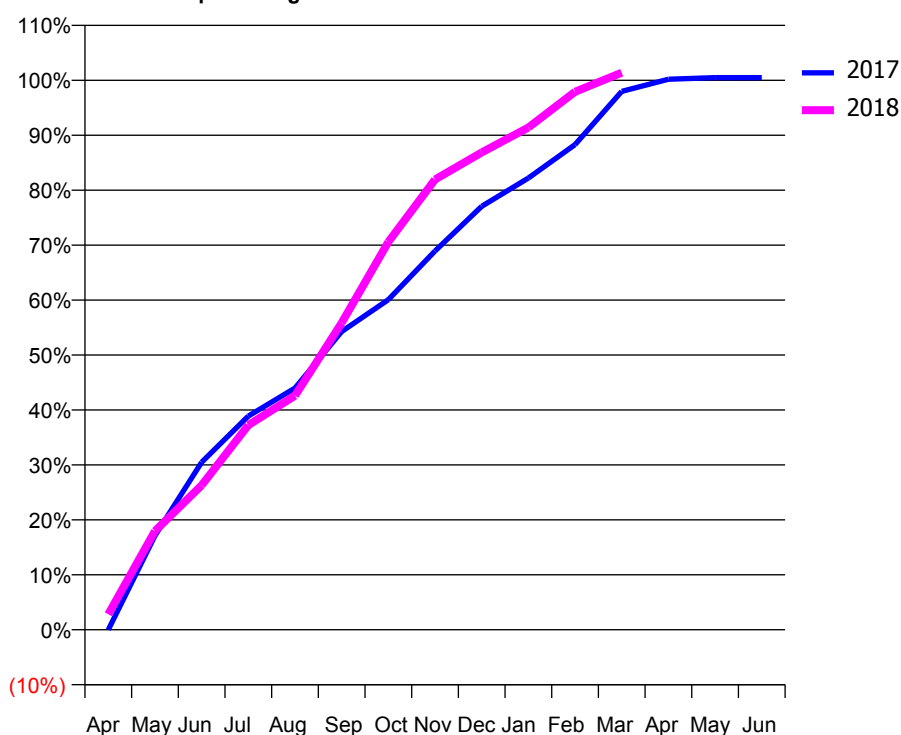
Q69 - Vital Signs Orthodontic At a Glance Contract Report for 105279/0001 - March 2018

Name or company name	PCORTHO Ltd	17/18 Contracted general activity (UDA)	0
Contract type name	PDS Contract	Carry forward general activity (UDA)	0
Purpose of contract	Orthodontic	17/18 Contracted orthodontic activity (UOA)	6,803
Contract start date	01/01/2010	Carry forward orthodontic activity (UOA)	0
Contract end date	31/03/2019	Baseline contract value	£436,666.50

ACCESS	Contract	England and Wales
24 month ratio of assessments to patient IDs	1.01	1.04

ACTIVITY	Contract
Contract assess and fit appliances (case starts) as a percentage of Area Team case starts	3.6 %

Cumulative percentage of contracted UOA delivered 2017 & 2018



Month	Adjusted Scheduled Activity (UOA)		
	2016	2017	2018
April	0	0	193
May	1,388	1,165	1,223
June	2,173	2,074	1,789
July	2,693	2,646	2,533
August	3,197	2,992	2,898
September	3,681	3,693	3,799
October	4,307	4,086	4,802
November	4,777	4,690	5,574
December	5,458	5,243	5,910
January	5,989	5,592	6,218
February	6,707	6,006	6,660
March	6,771	6,665	6,897
April	6,779	6,815	
May	6,806	6,836	
June	6,806	6,836	

QUALITY (rolling 12 month period)

	Contract Quantity	Contract Base Number	Contract *	Area Team	Region	England
% of all assessments that were assess and fit appliances (case starts)	309	976	31.7%	50.1%	62.5%	60.1%
% of all assessments that were assess and refuse	98	976	10.0%	11.5%	10.1%	11.3%
% of all assessments that were assess and review	569	976	58.3%	38.3%	27.4%	28.6%
% of case starts with a reported IOTN of 3 and Aesthetic Component of 5 or below	0	309	N/A	0.1%	0.1%	0.1%
% of case starts with a reported IOTN of 3 and Aesthetic Component of 6 or above	0	309	N/A	2.8%	3.4%	4.1%
% of case starts with a reported IOTN of 4	290	309	93.9%	79.8%	77.7%	77.7%
% of case starts with a reported IOTN of 5	19	309	6.1%	16.3%	17.4%	16.8 %
% of concluded courses in receipt of dual-arch fixed appliances	231	249	92.8%	74.4%	73.0%	73.8%
% of concluded courses where treatment was abandoned or discontinued	11	249	4.4%	4.4%	6.3%	7.0%
% of patients satisfied with the treatment they have received	7	7	100.0%	97.3%	96.0%	96.0%

* Figures in italics indicate that the base number is less than 100.

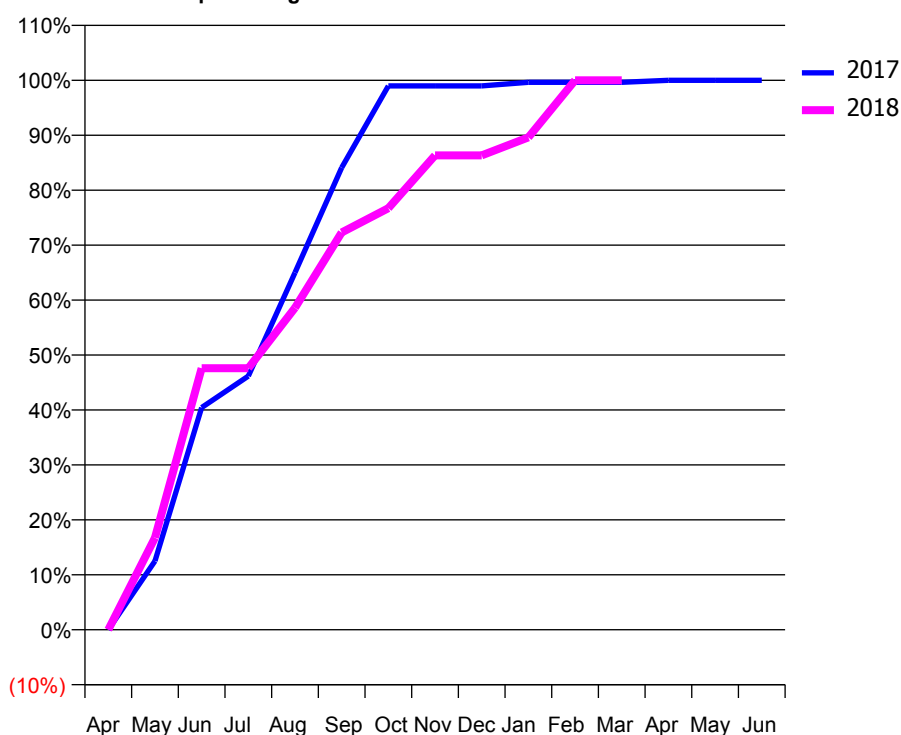
Q69 - Vital Signs Orthodontic At a Glance Contract Report for 109576/0001 - March 2018

Name or company name	Impressions Orthodontics Ltd	17/18 Contracted general activity (UDA)	0
Contract type name	PDS Contract	Carry forward general activity (UDA)	0
Purpose of contract	Orthodontic	17/18 Contracted orthodontic activity (UOA)	3,579
Contract start date	10/12/2015	Carry forward orthodontic activity (UOA)	0
Contract end date	31/03/2019	Baseline contract value	£229,726.50

ACCESS	Contract	England and Wales
24 month ratio of assessments to patient IDs	1.02	1.04

ACTIVITY	Contract
Contract assess and fit appliances (case starts) as a percentage of Area Team case starts	1.9 %

Cumulative percentage of contracted UOA delivered 2017 & 2018



Month	Adjusted Scheduled Activity (UOA)		
	2016	2017	2018
April	0	0	0
May	0	448	600
June	0	1,447	1,704
July	0	1,652	1,704
August	0	2,326	2,097
September	0	3,010	2,588
October	0	3,542	2,746
November	0	3,542	3,090
December	0	3,542	3,090
January	0	3,566	3,207
February	0	3,566	3,579
March	0	3,566	3,579
April	0	3,579	
May	0	3,579	
June	0	3,579	

QUALITY (rolling 12 month period)

	Contract Quantity	Contract Base Number	Contract *	Area Team	Region	England
% of all assessments that were assess and fit appliances (case starts)	160	392	40.8%	50.1%	62.5%	60.1%
% of all assessments that were assess and refuse	77	392	19.6%	11.5%	10.1%	11.3%
% of all assessments that were assess and review	155	392	39.5%	38.3%	27.4%	28.6%
% of case starts with a reported IOTN of 3 and Aesthetic Component of 5 or below	0	160	N/A	0.1%	0.1%	0.1%
% of case starts with a reported IOTN of 3 and Aesthetic Component of 6 or above	2	160	1.3%	2.8%	3.4%	4.1%
% of case starts with a reported IOTN of 4	127	160	79.4%	79.8%	77.7%	77.7%
% of case starts with a reported IOTN of 5	31	160	19.4%	16.3%	17.4%	16.8 %
% of concluded courses in receipt of dual-arch fixed appliances	127	138	92.0%	74.4%	73.0%	73.8%
% of concluded courses where treatment was abandoned or discontinued	7	138	5.1%	4.4%	6.3%	7.0%
% of patients satisfied with the treatment they have received	2	2	100.0%	97.3%	96.0%	96.0%

* Figures in italics indicate that the base number is less than 100.

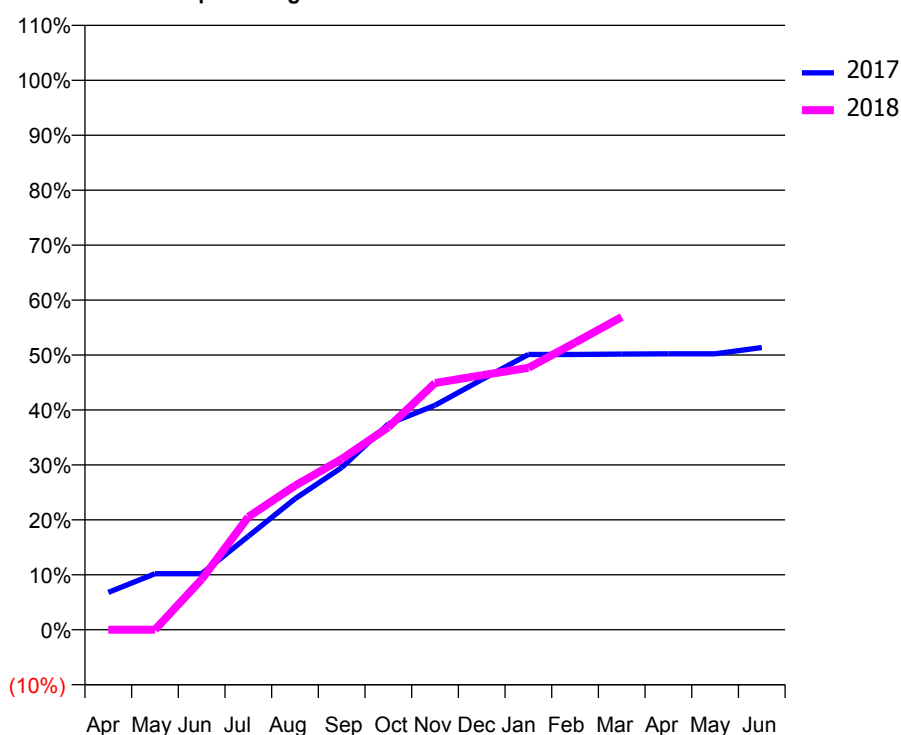
Q69 - Vital Signs Orthodontic At a Glance Contract Report for 154601/0013 - March 2018

Name or company name	Oxfordshire Priority Dental Service	17/18 Contracted general activity (UDA)	0
Contract type name	PDS Contract	Carry forward general activity (UDA)	0
Purpose of contract	Orthodontic	17/18 Contracted orthodontic activity (UOA)	1,850
Contract start date	01/04/2006	Carry forward orthodontic activity (UOA)	0
Contract end date	31/03/2019	Baseline contract value	£1.01

ACCESS	Contract	England and Wales
24 month ratio of assessments to patient IDs	1.00	1.04

ACTIVITY	Contract
Contract assess and fit appliances (case starts) as a percentage of Area Team case starts	0.6 %

Cumulative percentage of contracted UOA delivered 2017 & 2018



Month	Adjusted Scheduled Activity (UOA)		
	2016	2017	2018
April	42	126	0
May	210	189	0
June	273	189	170
July	378	315	380
August	399	441	485
September	441	546	575
October	441	693	682
November	504	756	831
December	567	842	857
January	588	927	882
February	588	927	967
March	588	928	1,053
April	588	929	
May	588	929	
June	588	950	

QUALITY (rolling 12 month period)

	Contract Quantity	Contract Base Number	Contract *	Area Team	Region	England
% of all assessments that were assess and fit appliances (case starts)	55	69	79.7%	50.1%	62.5%	60.1%
% of all assessments that were assess and refuse	8	69	11.6%	11.5%	10.1%	11.3%
% of all assessments that were assess and review	6	69	8.7%	38.3%	27.4%	28.6%
% of case starts with a reported IOTN of 3 and Aesthetic Component of 5 or below	0	55	<i>N/A</i>	0.1%	0.1%	0.1%
% of case starts with a reported IOTN of 3 and Aesthetic Component of 6 or above	0	55	<i>N/A</i>	2.8%	3.4%	4.1%
% of case starts with a reported IOTN of 4	26	55	47.3%	79.8%	77.7%	77.7%
% of case starts with a reported IOTN of 5	29	55	52.7%	16.3%	17.4%	16.8 %
% of concluded courses in receipt of dual-arch fixed appliances	36	42	85.7%	74.4%	73.0%	73.8%
% of concluded courses where treatment was abandoned or discontinued	1	42	2.4%	4.4%	6.3%	7.0%
% of patients satisfied with the treatment they have received	0	0	<i>N/A</i>	97.3%	96.0%	96.0%

* Figures in italics indicate that the base number is less than 100.

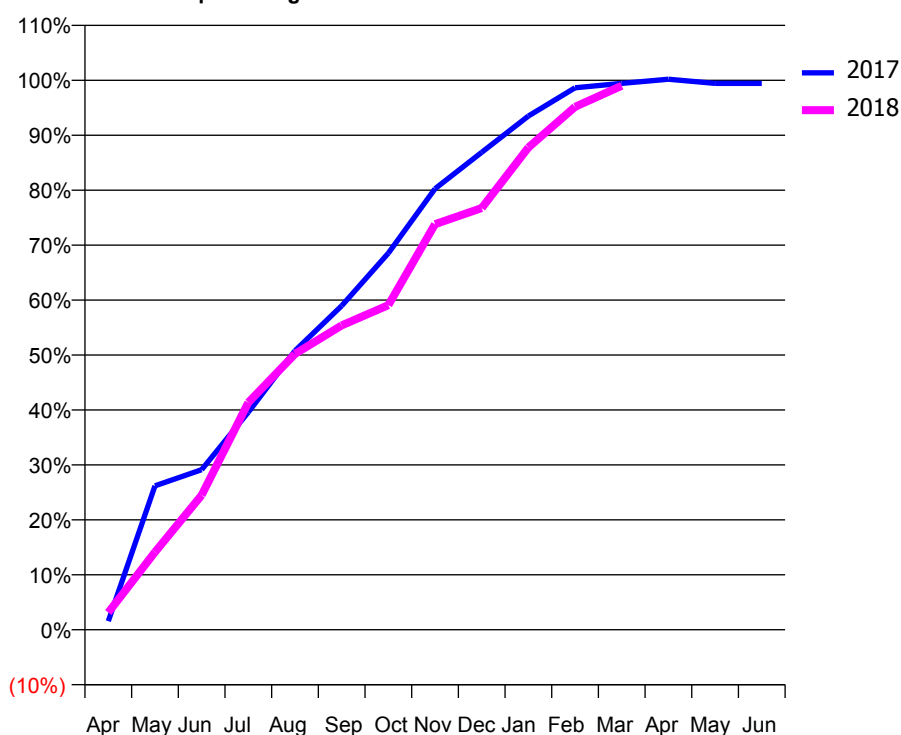
Q69 - Vital Signs Orthodontic At a Glance Contract Report for 169110/0003 - March 2018

Name or company name	Dentalign Orthodontics LLP	17/18 Contracted general activity (UDA)	0
Contract type name	PDS Contract	Carry forward general activity (UDA)	0
Purpose of contract	Orthodontic	17/18 Contracted orthodontic activity (UOA)	2,867
Contract start date	01/05/2007	Carry forward orthodontic activity (UOA)	16
Contract end date	31/03/2019	Baseline contract value	£184,025.12

ACCESS	Contract	England and Wales
24 month ratio of assessments to patient IDs	1.01	1.04

ACTIVITY	Contract
Contract assess and fit appliances (case starts) as a percentage of Area Team case starts	1.6 %

Cumulative percentage of contracted UOA delivered 2017 & 2018



Month	Adjusted Scheduled Activity (UOA)		
	2016	2017	2018
April	-27	45	90
May	82	751	405
June	720	835	702
July	1,037	1,135	1,186
August	1,138	1,456	1,439
September	1,453	1,690	1,588
October	1,642	1,965	1,694
November	1,894	2,301	2,116
December	2,146	2,491	2,200
January	2,356	2,680	2,516
February	2,638	2,828	2,728
March	2,813	2,851	2,838
April	2,849	2,872	
May	2,849	2,851	
June	2,849	2,851	

QUALITY (rolling 12 month period)

	Contract Quantity	Contract Base Number	Contract *	Area Team	Region	England
% of all assessments that were assess and fit appliances (case starts)	137	152	90.1%	50.1%	62.5%	60.1%
% of all assessments that were assess and refuse	0	152	0.0%	11.5%	10.1%	11.3%
% of all assessments that were assess and review	15	152	9.9%	38.3%	27.4%	28.6%
% of case starts with a reported IOTN of 3 and Aesthetic Component of 5 or below	1	137	0.7%	0.1%	0.1%	0.1%
% of case starts with a reported IOTN of 3 and Aesthetic Component of 6 or above	0	137	N/A	2.8%	3.4%	4.1%
% of case starts with a reported IOTN of 4	134	137	97.8%	79.8%	77.7%	77.7%
% of case starts with a reported IOTN of 5	2	137	1.5%	16.3%	17.4%	16.8 %
% of concluded courses in receipt of dual-arch fixed appliances	1	142	0.7%	74.4%	73.0%	73.8%
% of concluded courses where treatment was abandoned or discontinued	4	142	2.8%	4.4%	6.3%	7.0%
% of patients satisfied with the treatment they have received	1	1	100.0%	97.3%	96.0%	96.0%

* Figures in italics indicate that the base number is less than 100.

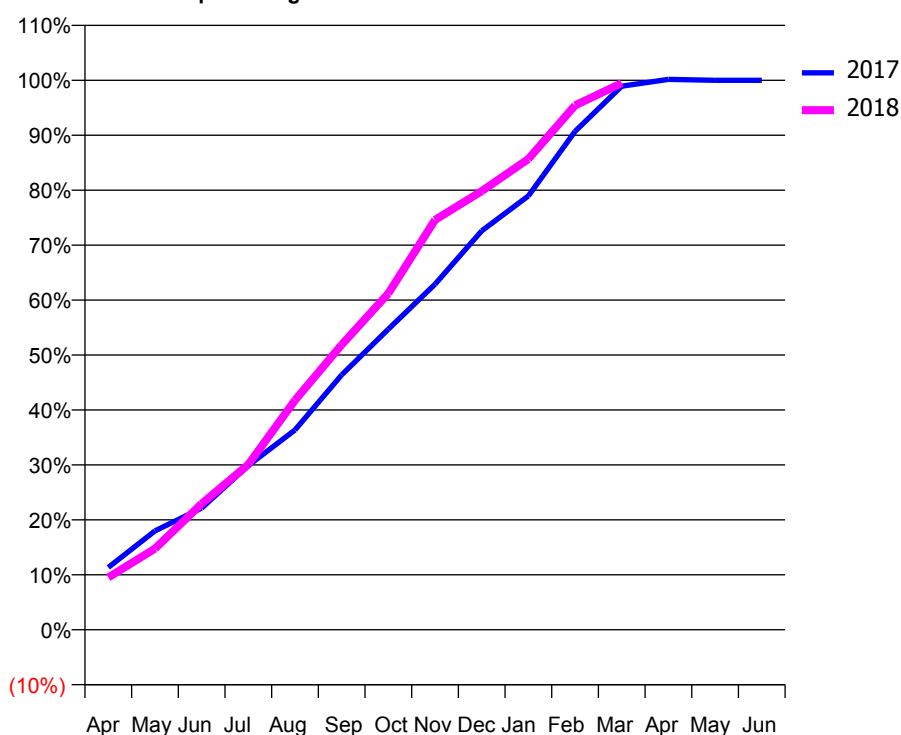
Q69 - Vital Signs Orthodontic At a Glance Contract Report for 169110/0010 - March 2018

Name or company name	Dentalign Orthodontics LLP	17/18 Contracted general activity (UDA)	0
Contract type name	PDS Contract	Carry forward general activity (UDA)	0
Purpose of contract	Orthodontic	17/18 Contracted orthodontic activity (UOA)	13,657
Contract start date	01/04/2013	Carry forward orthodontic activity (UOA)	0
Contract end date	31/03/2019	Baseline contract value	£876,516.09

ACCESS	Contract	England and Wales
24 month ratio of assessments to patient IDs	1.00	1.04

ACTIVITY	Contract
Contract assess and fit appliances (case starts) as a percentage of Area Team case starts	7.8 %

Cumulative percentage of contracted UOA delivered 2017 & 2018



Month	Adjusted Scheduled Activity (UOA)		
	2016	2017	2018
April	802	1,550	1,302
May	1,799	2,458	2,016
June	2,387	3,025	3,134
July	3,866	4,083	4,109
August	4,772	4,965	5,706
September	6,096	6,335	7,083
October	7,644	7,471	8,360
November	9,025	8,588	10,187
December	10,274	9,915	10,901
January	10,857	10,784	11,699
February	12,474	12,385	13,032
March	13,585	13,510	13,585
April	13,633	13,678	
May	13,633	13,657	
June	13,633	13,657	

QUALITY (rolling 12 month period)

	Contract Quantity	Contract Base Number	Contract *	Area Team	Region	England
% of all assessments that were assess and fit appliances (case starts)	669	674	99.3%	50.1%	62.5%	60.1%
% of all assessments that were assess and refuse	2	674	0.3%	11.5%	10.1%	11.3%
% of all assessments that were assess and review	3	674	0.4%	38.3%	27.4%	28.6%
% of case starts with a reported IOTN of 3 and Aesthetic Component of 5 or below	1	669	0.1%	0.1%	0.1%	0.1%
% of case starts with a reported IOTN of 3 and Aesthetic Component of 6 or above	9	669	1.3%	2.8%	3.4%	4.1%
% of case starts with a reported IOTN of 4	521	669	77.9%	79.8%	77.7%	77.7%
% of case starts with a reported IOTN of 5	97	669	14.5%	16.3%	17.4%	16.8 %
% of concluded courses in receipt of dual-arch fixed appliances	81	600	13.5%	74.4%	73.0%	73.8%
% of concluded courses where treatment was abandoned or discontinued	34	600	5.7%	4.4%	6.3%	7.0%
% of patients satisfied with the treatment they have received	14	15	93.3%	97.3%	96.0%	96.0%

* Figures in italics indicate that the base number is less than 100.

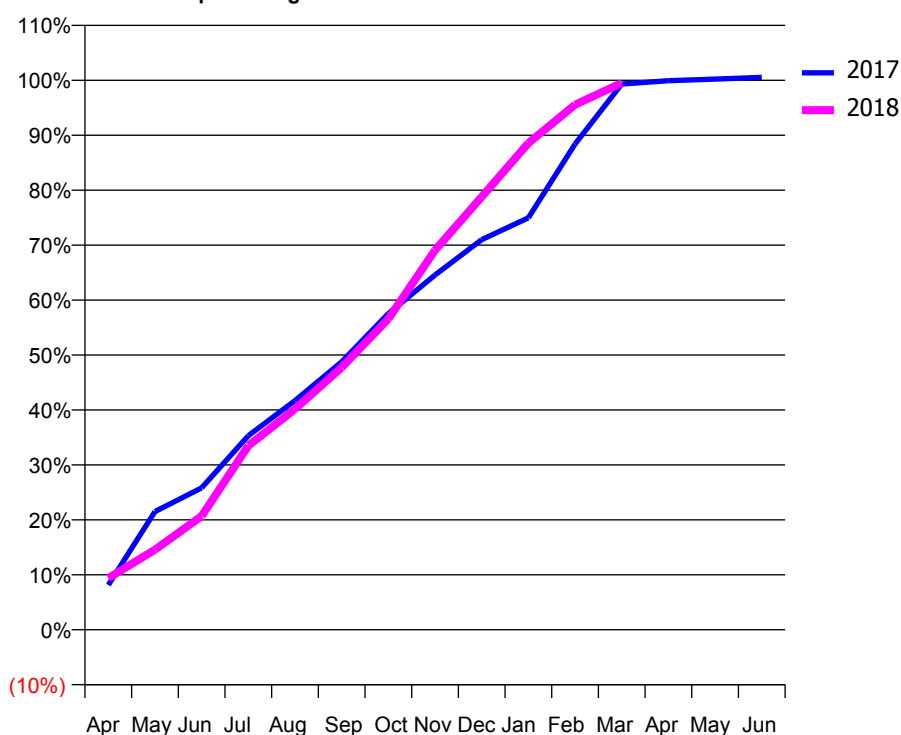
Q69 - Vital Signs Orthodontic At a Glance Contract Report for 169110/0011 - March 2018

Name or company name	Dentalign Orthodontics LLP	17/18 Contracted general activity (UDA)	0
Contract type name	PDS Contract	Carry forward general activity (UDA)	0
Purpose of contract	Orthodontic	17/18 Contracted orthodontic activity (UOA)	6,929
Contract start date	01/04/2013	Carry forward orthodontic activity (UOA)	0
Contract end date	31/03/2019	Baseline contract value	£444,726.95

ACCESS	Contract	England and Wales
24 month ratio of assessments to patient IDs	1.01	1.04

ACTIVITY	Contract
Contract assess and fit appliances (case starts) as a percentage of Area Team case starts	3.9 %

Cumulative percentage of contracted UOA delivered 2017 & 2018



Month	Adjusted Scheduled Activity (UOA)		
	2016	2017	2018
April	512	564	652
May	1,286	1,490	1,009
June	1,466	1,790	1,434
July	2,256	2,448	2,321
August	2,683	2,890	2,783
September	3,416	3,379	3,309
October	4,138	3,988	3,921
November	4,607	4,473	4,786
December	5,253	4,919	5,459
January	5,757	5,195	6,136
February	6,406	6,124	6,621
March	6,910	6,881	6,894
April	6,910	6,923	
May	6,910	6,944	
June	6,910	6,965	

QUALITY (rolling 12 month period)

	Contract Quantity	Contract Base Number	Contract *	Area Team	Region	England
% of all assessments that were assess and fit appliances (case starts)	333	356	93.5%	50.1%	62.5%	60.1%
% of all assessments that were assess and refuse	0	356	0.0%	11.5%	10.1%	11.3%
% of all assessments that were assess and review	23	356	6.5%	38.3%	27.4%	28.6%
% of case starts with a reported IOTN of 3 and Aesthetic Component of 5 or below	0	333	N/A	0.1%	0.1%	0.1%
% of case starts with a reported IOTN of 3 and Aesthetic Component of 6 or above	23	333	6.9%	2.8%	3.4%	4.1%
% of case starts with a reported IOTN of 4	218	333	65.5%	79.8%	77.7%	77.7%
% of case starts with a reported IOTN of 5	89	333	26.7%	16.3%	17.4%	16.8 %
% of concluded courses in receipt of dual-arch fixed appliances	240	312	76.9%	74.4%	73.0%	73.8%
% of concluded courses where treatment was abandoned or discontinued	6	312	1.9%	4.4%	6.3%	7.0%
% of patients satisfied with the treatment they have received	11	11	100.0%	97.3%	96.0%	96.0%

* Figures in italics indicate that the base number is less than 100.

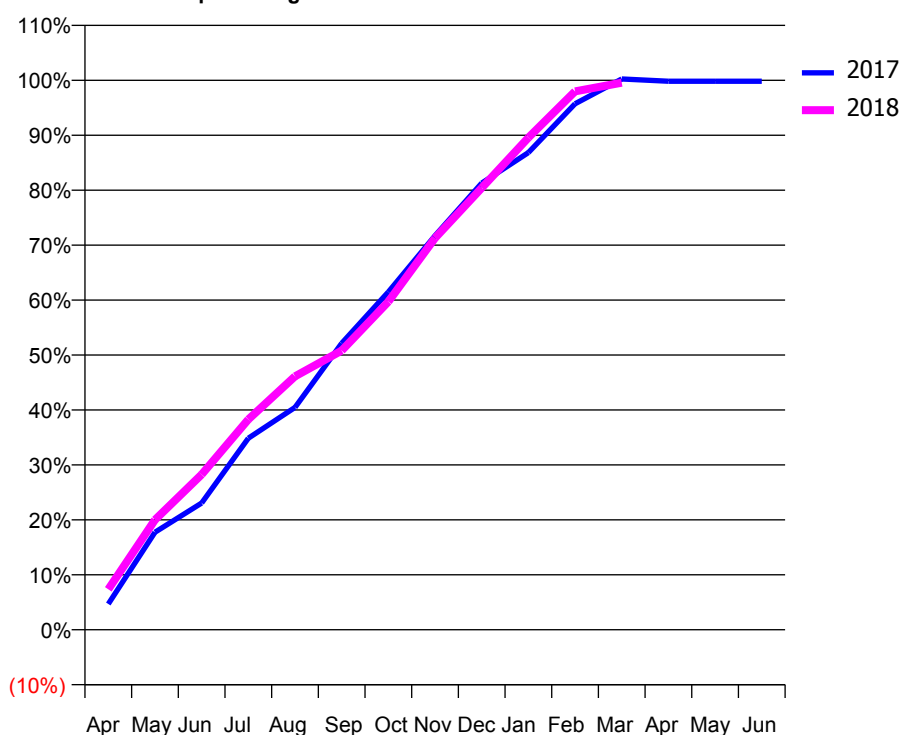
Q69 - Vital Signs Orthodontic At a Glance Contract Report for 169110/0012 - March 2018

Name or company name	Dentalign Orthodontics LLP	17/18 Contracted general activity (UDA)	0
Contract type name	PDS Contract	Carry forward general activity (UDA)	0
Purpose of contract	Orthodontic	17/18 Contracted orthodontic activity (UOA)	9,474
Contract start date	01/04/2013	Carry forward orthodontic activity (UOA)	16
Contract end date	31/03/2019	Baseline contract value	£608,065.28

ACCESS	Contract	England and Wales
24 month ratio of assessments to patient IDs	1.01	1.04

ACTIVITY	Contract
Contract assess and fit appliances (case starts) as a percentage of Area Team case starts	5.3 %

Cumulative percentage of contracted UOA delivered 2017 & 2018



Month	Adjusted Scheduled Activity (UOA)		
	2016	2017	2018
April	753	445	698
May	1,604	1,682	1,895
June	2,459	2,186	2,677
July	3,667	3,303	3,627
August	4,211	3,834	4,370
September	4,865	4,939	4,812
October	5,493	5,824	5,657
November	6,337	6,794	6,753
December	7,175	7,701	7,618
January	7,940	8,227	8,484
February	9,112	9,069	9,282
March	9,252	9,497	9,433
April	9,415	9,458	
May	9,416	9,458	
June	9,417	9,458	

QUALITY (rolling 12 month period)

	Contract Quantity	Contract Base Number	Contract *	Area Team	Region	England
% of all assessments that were assess and fit appliances (case starts)	455	475	95.8%	50.1%	62.5%	60.1%
% of all assessments that were assess and refuse	1	475	0.2%	11.5%	10.1%	11.3%
% of all assessments that were assess and review	19	475	4.0%	38.3%	27.4%	28.6%
% of case starts with a reported IOTN of 3 and Aesthetic Component of 5 or below	1	455	0.2%	0.1%	0.1%	0.1%
% of case starts with a reported IOTN of 3 and Aesthetic Component of 6 or above	23	455	5.1%	2.8%	3.4%	4.1%
% of case starts with a reported IOTN of 4	350	455	76.9%	79.8%	77.7%	77.7%
% of case starts with a reported IOTN of 5	79	455	17.4%	16.3%	17.4%	16.8 %
% of concluded courses in receipt of dual-arch fixed appliances	210	403	52.1%	74.4%	73.0%	73.8%
% of concluded courses where treatment was abandoned or discontinued	8	403	2.0%	4.4%	6.3%	7.0%
% of patients satisfied with the treatment they have received	7	7	100.0%	97.3%	96.0%	96.0%

* Figures in italics indicate that the base number is less than 100.

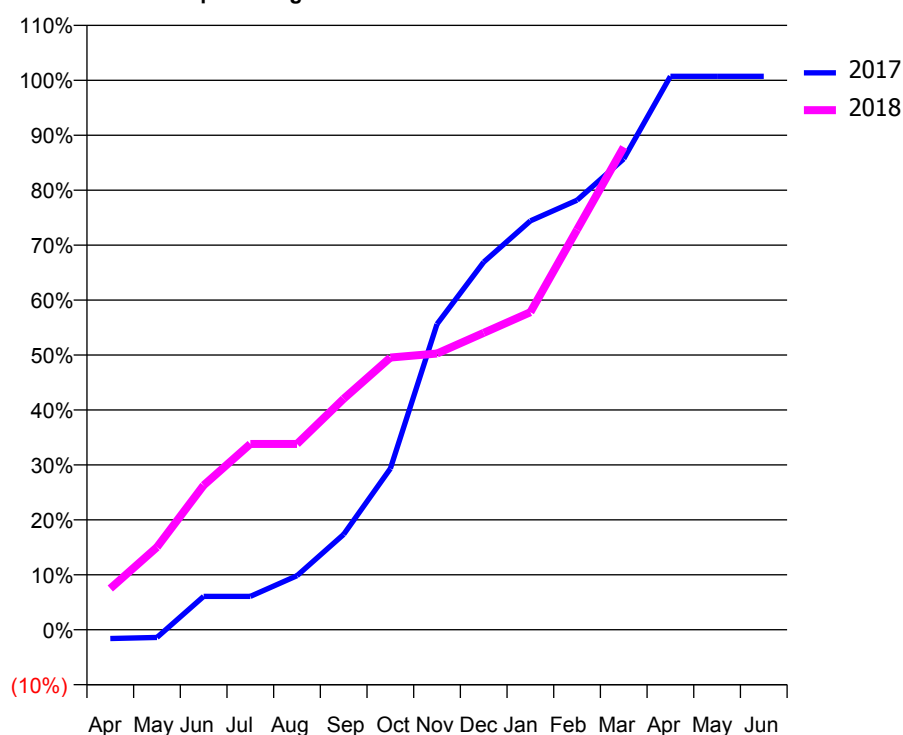
Q69 - Vital Signs Orthodontic At a Glance Contract Report for 169110/0013 - March 2018

Name or company name	Dentalign Orthodontics LLP	17/18 Contracted general activity (UDA)	0
Contract type name	PDS Contract	Carry forward general activity (UDA)	0
Purpose of contract	Orthodontic	17/18 Contracted orthodontic activity (UOA)	559
Contract start date	01/04/2013	Carry forward orthodontic activity (UOA)	0
Contract end date	31/03/2019	Baseline contract value	£35,892.57

ACCESS	Contract	England and Wales
24 month ratio of assessments to patient IDs	1.00	1.04

ACTIVITY	Contract
Contract assess and fit appliances (case starts) as a percentage of Area Team case starts	0.3 %

Cumulative percentage of contracted UOA delivered 2017 & 2018



Month	Adjusted Scheduled Activity (UOA)		
	2016	2017	2018
April	35	-9	42
May	35	-8	84
June	141	34	147
July	141	34	189
August	141	55	189
September	312	97	235
October	312	164	277
November	312	311	281
December	354	374	302
January	417	416	323
February	420	437	407
March	507	479	491
April	550	563	
May	550	563	
June	550	563	

QUALITY (rolling 12 month period)	Contract Quantity	Contract Base Number	Contract *	Area Team	Region	England
% of all assessments that were assess and fit appliances (case starts)	29	29	100.0%	50.1%	62.5%	60.1%
% of all assessments that were assess and refuse	0	29	0.0%	11.5%	10.1%	11.3%
% of all assessments that were assess and review	0	29	0.0%	38.3%	27.4%	28.6%
% of case starts with a reported IOTN of 3 and Aesthetic Component of 5 or below	0	29	N/A	0.1%	0.1%	0.1%
% of case starts with a reported IOTN of 3 and Aesthetic Component of 6 or above	0	29	N/A	2.8%	3.4%	4.1%
% of case starts with a reported IOTN of 4	21	29	72.4%	79.8%	77.7%	77.7%
% of case starts with a reported IOTN of 5	8	29	27.6%	16.3%	17.4%	16.8 %
% of concluded courses in receipt of dual-arch fixed appliances	9	11	81.8%	74.4%	73.0%	73.8%
% of concluded courses where treatment was abandoned or discontinued	0	11	0.0%	4.4%	6.3%	7.0%
% of patients satisfied with the treatment they have received	0	0	N/A	97.3%	96.0%	96.0%

* Figures in italics indicate that the base number is less than 100.

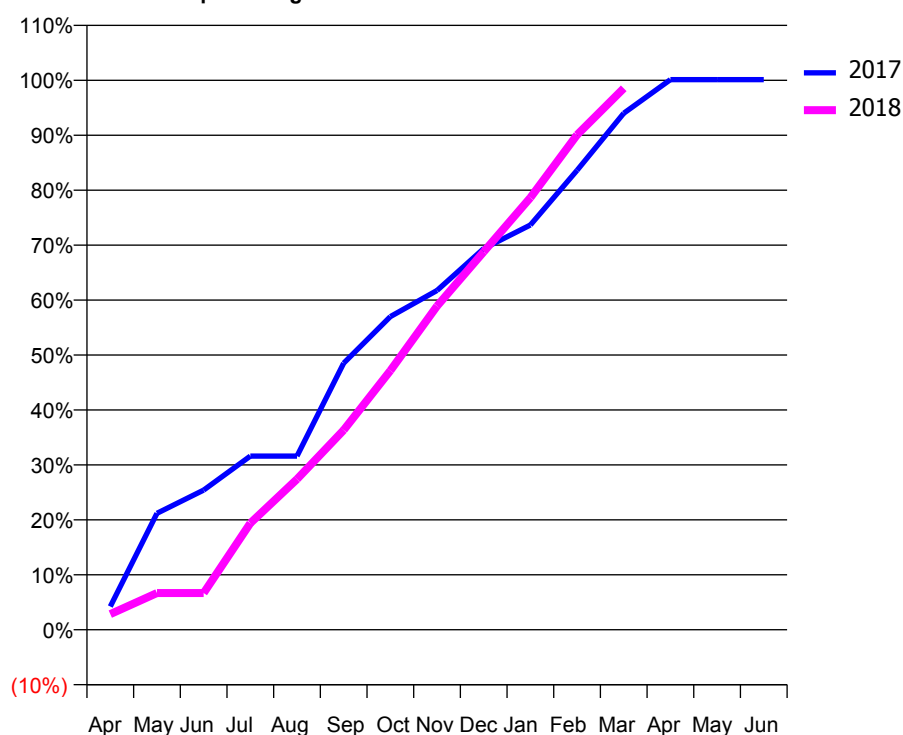
Q69 - Vital Signs Orthodontic At a Glance Contract Report for 169110/0014 - March 2018

Name or company name	Dentalign Orthodontics LLP	17/18 Contracted general activity (UDA)	0
Contract type name	PDS Contract	Carry forward general activity (UDA)	0
Purpose of contract	Orthodontic	17/18 Contracted orthodontic activity (UOA)	4,468
Contract start date	01/04/2013	Carry forward orthodontic activity (UOA)	0
Contract end date	31/03/2019	Baseline contract value	£286,747.99

ACCESS	Contract	England and Wales
24 month ratio of assessments to patient IDs	1.00	1.04

ACTIVITY	Contract
Contract assess and fit appliances (case starts) as a percentage of Area Team case starts	2.6 %

Cumulative percentage of contracted UOA delivered 2017 & 2018



Month	Adjusted Scheduled Activity (UOA)		
	2016	2017	2018
April	218	189	127
May	551	947	299
June	950	1,136	299
July	1,364	1,412	867
August	1,557	1,412	1,225
September	2,071	2,168	1,624
October	2,554	2,546	2,107
November	2,897	2,759	2,632
December	3,188	3,099	3,073
January	3,373	3,291	3,514
February	4,111	3,736	4,024
March	4,358	4,200	4,403
April	4,652	4,473	
May	4,421	4,473	
June	4,421	4,473	

QUALITY (rolling 12 month period)

	Contract Quantity	Contract Base Number	Contract *	Area Team	Region	England
% of all assessments that were assess and fit appliances (case starts)	224	245	91.4%	50.1%	62.5%	60.1%
% of all assessments that were assess and refuse	17	245	6.9%	11.5%	10.1%	11.3%
% of all assessments that were assess and review	4	245	1.6%	38.3%	27.4%	28.6%
% of case starts with a reported IOTN of 3 and Aesthetic Component of 5 or below	0	224	N/A	0.1%	0.1%	0.1%
% of case starts with a reported IOTN of 3 and Aesthetic Component of 6 or above	11	224	4.9%	2.8%	3.4%	4.1%
% of case starts with a reported IOTN of 4	163	224	72.8%	79.8%	77.7%	77.7%
% of case starts with a reported IOTN of 5	49	224	21.9%	16.3%	17.4%	16.8 %
% of concluded courses in receipt of dual-arch fixed appliances	3	174	1.7%	74.4%	73.0%	73.8%
% of concluded courses where treatment was abandoned or discontinued	4	174	2.3%	4.4%	6.3%	7.0%
% of patients satisfied with the treatment they have received	6	6	100.0%	97.3%	96.0%	96.0%

* Figures in italics indicate that the base number is less than 100.

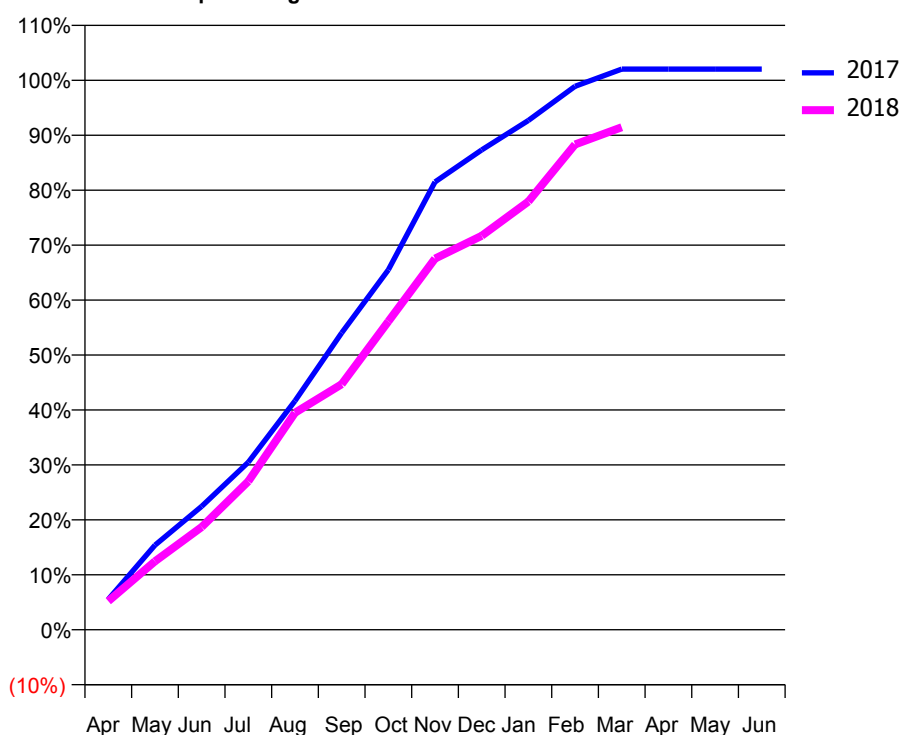
Q69 - Vital Signs Orthodontic At a Glance Contract Report for 180750/0001 - March 2018

Name or company name	MR AL DAVEY AND MR N OROLOGA	17/18 Contracted general activity (UDA)	0
Contract type name	PDS Contract	Carry forward general activity (UDA)	0
Purpose of contract	Orthodontic	17/18 Contracted orthodontic activity (UOA)	2,021
Contract start date	01/01/2014	Carry forward orthodontic activity (UOA)	0
Contract end date	31/03/2019	Baseline contract value	£129,722.62

ACCESS	Contract	England and Wales
24 month ratio of assessments to patient IDs	1.00	1.04

ACTIVITY	Contract
Contract assess and fit appliances (case starts) as a percentage of Area Team case starts	1.0 %

Cumulative percentage of contracted UOA delivered 2017 & 2018



Month	Adjusted Scheduled Activity (UOA)		
	2016	2017	2018
April	76	112	105
May	306	311	252
June	371	454	378
July	602	616	546
August	707	842	798
September	1,022	1,092	903
October	1,190	1,324	1,134
November	1,274	1,647	1,365
December	1,589	1,765	1,449
January	1,673	1,873	1,575
February	1,862	1,999	1,785
March	2,000	2,062	1,848
April	2,021	2,062	
May	2,021	2,062	
June	2,021	2,062	

QUALITY (rolling 12 month period)

	Contract Quantity	Contract Base Number	Contract *	Area Team	Region	England
% of all assessments that were assess and fit appliances (case starts)	88	88	100.0%	50.1%	62.5%	60.1%
% of all assessments that were assess and refuse	0	88	0.0%	11.5%	10.1%	11.3%
% of all assessments that were assess and review	0	88	0.0%	38.3%	27.4%	28.6%
% of case starts with a reported IOTN of 3 and Aesthetic Component of 5 or below	0	88	N/A	0.1%	0.1%	0.1%
% of case starts with a reported IOTN of 3 and Aesthetic Component of 6 or above	0	88	N/A	2.8%	3.4%	4.1%
% of case starts with a reported IOTN of 4	70	88	79.5%	79.8%	77.7%	77.7%
% of case starts with a reported IOTN of 5	18	88	20.5%	16.3%	17.4%	16.8 %
% of concluded courses in receipt of dual-arch fixed appliances	166	166	100.0%	74.4%	73.0%	73.8%
% of concluded courses where treatment was abandoned or discontinued	0	166	0.0%	4.4%	6.3%	7.0%
% of patients satisfied with the treatment they have received	5	5	100.0%	97.3%	96.0%	96.0%

* Figures in italics indicate that the base number is less than 100.

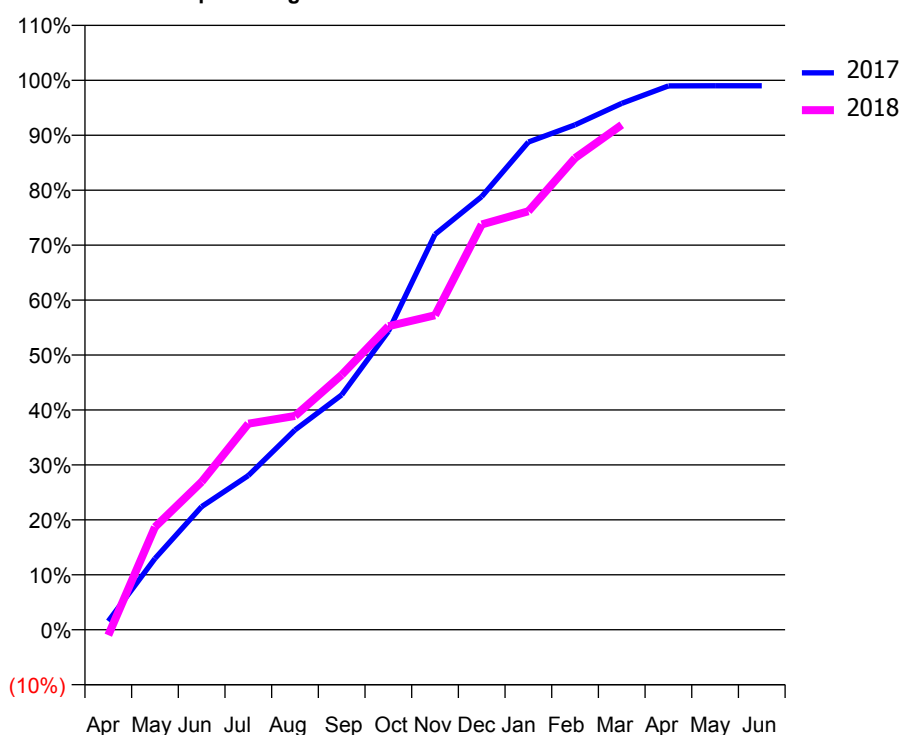
Q69 - Vital Signs Orthodontic At a Glance Contract Report for 183164/0001 - March 2018

Name or company name	Smiles Better Orthodontics Ltd	17/18 Contracted general activity (UDA)	0
Contract type name	PDS Contract	Carry forward general activity (UDA)	0
Purpose of contract	Orthodontic	17/18 Contracted orthodontic activity (UOA)	6,736
Contract start date	01/04/2010	Carry forward orthodontic activity (UOA)	68
Contract end date	31/03/2019	Baseline contract value	£432,365.96

ACCESS	Contract	England and Wales
24 month ratio of assessments to patient IDs	1.02	1.04

ACTIVITY	Contract
Contract assess and fit appliances (case starts) as a percentage of Area Team case starts	3.3 %

Cumulative percentage of contracted UOA delivered 2017 & 2018



Month	Adjusted Scheduled Activity (UOA)		
	2016	2017	2018
April	47	105	-68
May	699	874	1,259
June	1,258	1,509	1,814
July	2,297	1,890	2,526
August	2,487	2,449	2,621
September	3,261	2,879	3,125
October	3,782	3,658	3,722
November	3,993	4,847	3,855
December	4,829	5,310	4,968
January	5,355	5,979	5,131
February	6,080	6,189	5,782
March	6,505	6,453	6,190
April	6,658	6,666	
May	6,706	6,668	
June	6,707	6,668	

QUALITY (rolling 12 month period)

	Contract Quantity	Contract Base Number	Contract *	Area Team	Region	England
% of all assessments that were assess and fit appliances (case starts)	286	805	35.5%	50.1%	62.5%	60.1%
% of all assessments that were assess and refuse	168	805	20.9%	11.5%	10.1%	11.3%
% of all assessments that were assess and review	351	805	43.6%	38.3%	27.4%	28.6%
% of case starts with a reported IOTN of 3 and Aesthetic Component of 5 or below	0	286	N/A	0.1%	0.1%	0.1%
% of case starts with a reported IOTN of 3 and Aesthetic Component of 6 or above	0	286	N/A	2.8%	3.4%	4.1%
% of case starts with a reported IOTN of 4	223	286	78.0%	79.8%	77.7%	77.7%
% of case starts with a reported IOTN of 5	63	286	22.0%	16.3%	17.4%	16.8 %
% of concluded courses in receipt of dual-arch fixed appliances	194	260	74.6%	74.4%	73.0%	73.8%
% of concluded courses where treatment was abandoned or discontinued	15	260	5.8%	4.4%	6.3%	7.0%
% of patients satisfied with the treatment they have received	7	9	77.8%	97.3%	96.0%	96.0%

* Figures in italics indicate that the base number is less than 100.

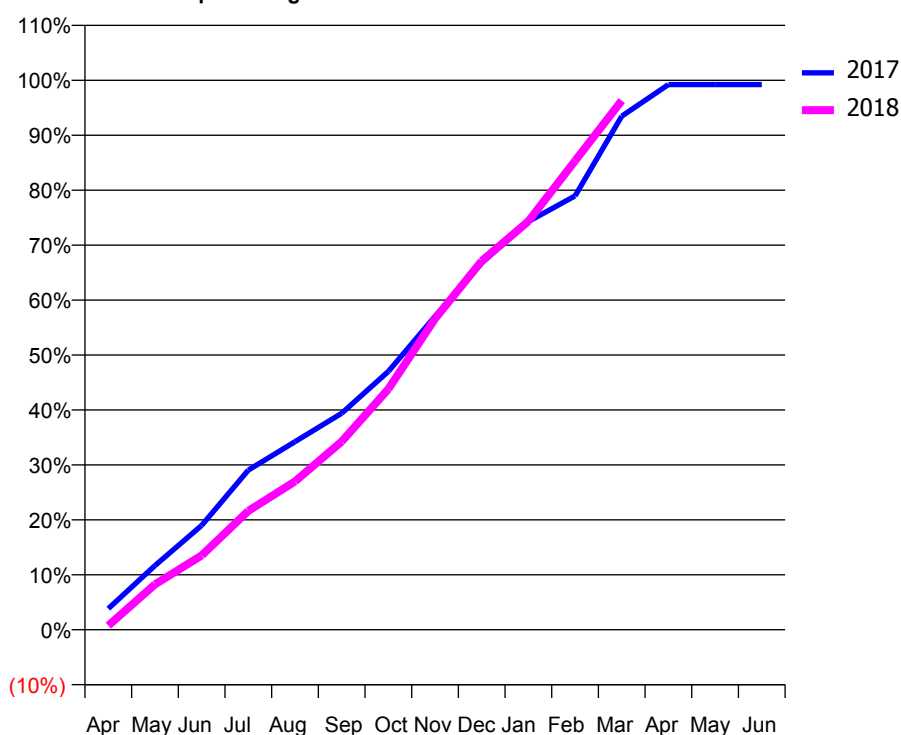
Q69 - Vital Signs Orthodontic At a Glance Contract Report for 184241/0001 - March 2018

Name or company name	Newbury Orthodontic Centre	17/18 Contracted general activity (UDA)	0
Contract type name	PDS Contract	Carry forward general activity (UDA)	0
Purpose of contract	Orthodontic	17/18 Contracted orthodontic activity (UOA)	11,631
Contract start date	01/11/2015	Carry forward orthodontic activity (UOA)	93
Contract end date	31/03/2019	Baseline contract value	£746,517.11

ACCESS	Contract	England and Wales
24 month ratio of assessments to patient IDs	1.00	1.04

ACTIVITY	Contract
Contract assess and fit appliances (case starts) as a percentage of Area Team case starts	6.4 %

Cumulative percentage of contracted UOA delivered 2017 & 2018



Month	Adjusted Scheduled Activity (UOA)		
	2016	2017	2018
April	0	448	88
May	0	1,359	961
June	0	2,208	1,573
July	0	3,381	2,516
August	0	3,982	3,139
September	0	4,583	3,983
October	0	5,468	5,096
November	0	6,636	6,585
December	1,358	7,763	7,806
January	1,788	8,641	8,648
February	3,272	9,184	9,925
March	4,580	10,871	11,202
April	4,936	11,539	
May	4,936	11,539	
June	4,936	11,539	

QUALITY (rolling 12 month period)	Contract Quantity	Contract Base Number	Contract *	Area Team	Region	England
% of all assessments that were assess and fit appliances (case starts)	551	1,095	50.3%	50.1%	62.5%	60.1%
% of all assessments that were assess and refuse	229	1,095	20.9%	11.5%	10.1%	11.3%
% of all assessments that were assess and review	315	1,095	28.8%	38.3%	27.4%	28.6%
% of case starts with a reported IOTN of 3 and Aesthetic Component of 5 or below	0	551	N/A	0.1%	0.1%	0.1%
% of case starts with a reported IOTN of 3 and Aesthetic Component of 6 or above	12	551	2.2%	2.8%	3.4%	4.1%
% of case starts with a reported IOTN of 4	447	551	81.1%	79.8%	77.7%	77.7%
% of case starts with a reported IOTN of 5	90	551	16.3%	16.3%	17.4%	16.8 %
% of concluded courses in receipt of dual-arch fixed appliances	475	495	96.0%	74.4%	73.0%	73.8%
% of concluded courses where treatment was abandoned or discontinued	14	495	2.8%	4.4%	6.3%	7.0%
% of patients satisfied with the treatment they have received	28	28	100.0%	97.3%	96.0%	96.0%

* Figures in italics indicate that the base number is less than 100.

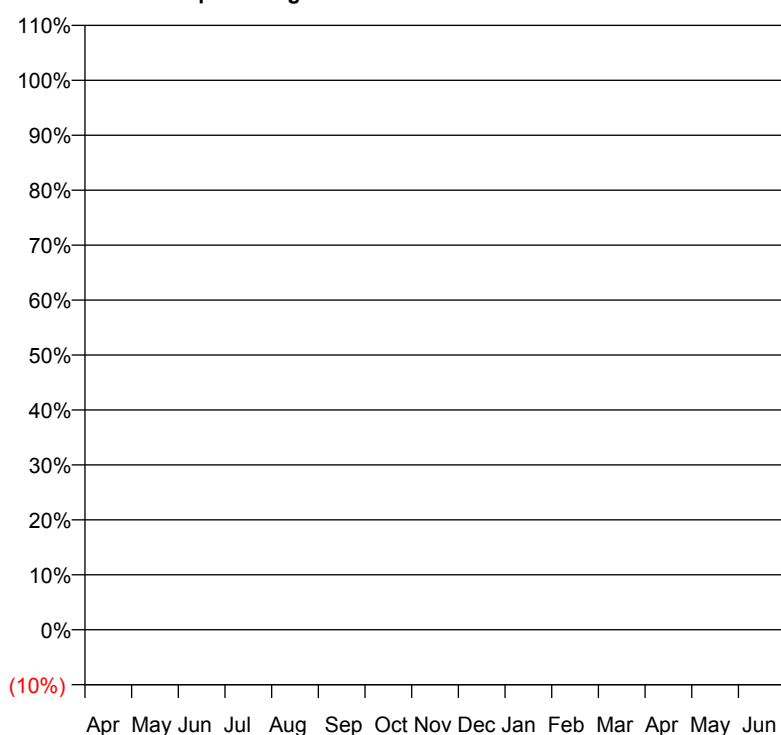
Q69 - Vital Signs Orthodontic At a Glance Contract Report for 186201/0001 - March 2018

Name or company name	Perfect Smile Bracknell Limited	17/18 Contracted general activity (UDA)	50,448
Contract type name	GDS Contract	Carry forward general activity (UDA)	1,856
Purpose of contract	General	17/18 Contracted orthodontic activity (UOA)	0
Contract start date	01/11/2014	Carry forward orthodontic activity (UOA)	0
Contract end date		Baseline contract value	£1,267,793.09

ACCESS	Contract	England and Wales
24 month ratio of assessments to patient IDs	1.00	1.04

ACTIVITY	Contract
Contract assess and fit appliances (case starts) as a percentage of Area Team case starts	0.0 %

Cumulative percentage of contracted UOA delivered 2017 & 2018



Month	Adjusted Scheduled Activity (UOA)		
	2016	2017	2018
April	0	0	0
May	0	0	1
June	0	0	1
July	0	0	2
August	0	0	3
September	0	0	3
October	0	0	3
November	1	0	4
December	45	0	4
January	45	21	4
February	45	21	4
March	45	21	4
April	66	22	
May	66	22	
June	66	22	

QUALITY (rolling 12 month period)

	Contract Quantity	Contract Base Number	Contract *	Area Team	Region	England
% of all assessments that were assess and fit appliances (case starts)	0	5	0.0%	50.1%	62.5%	60.1%
% of all assessments that were assess and refuse	2	5	40.0%	11.5%	10.1%	11.3%
% of all assessments that were assess and review	3	5	60.0%	38.3%	27.4%	28.6%
% of case starts with a reported IOTN of 3 and Aesthetic Component of 5 or below	0	0	N/A	0.1%	0.1%	0.1%
% of case starts with a reported IOTN of 3 and Aesthetic Component of 6 or above	0	0	N/A	2.8%	3.4%	4.1%
% of case starts with a reported IOTN of 4	0	0	N/A	79.8%	77.7%	77.7%
% of case starts with a reported IOTN of 5	0	0	N/A	16.3%	17.4%	16.8 %
% of concluded courses in receipt of dual-arch fixed appliances	1	1	100.0%	74.4%	73.0%	73.8%
% of concluded courses where treatment was abandoned or discontinued	0	1	0.0%	4.4%	6.3%	7.0%
% of patients satisfied with the treatment they have received	0	0	N/A	97.3%	96.0%	96.0%

* Figures in italics indicate that the base number is less than 100.

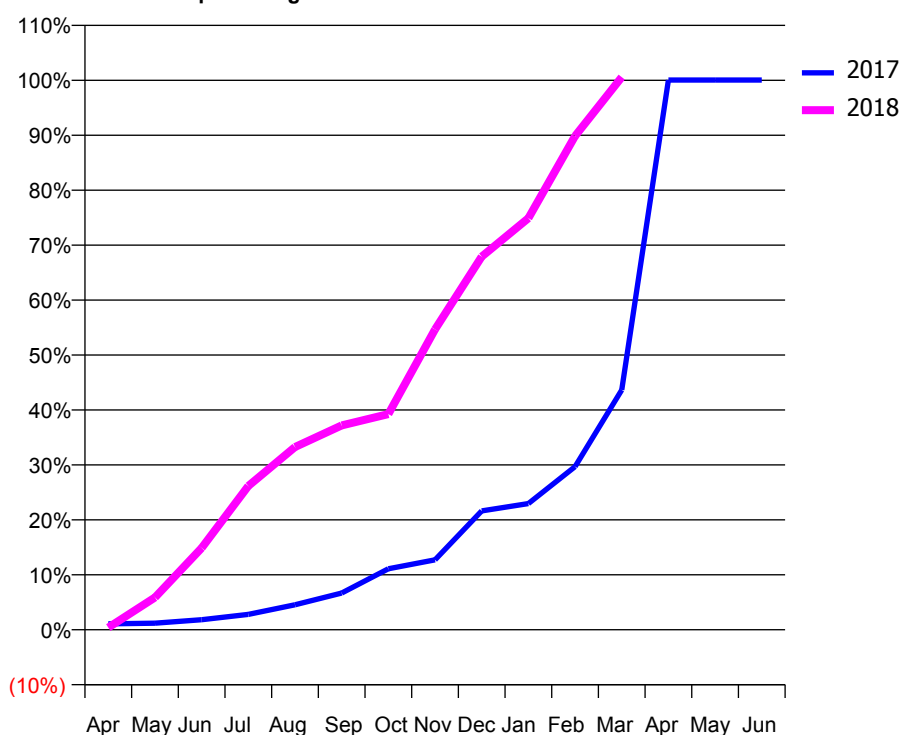
Q69 - Vital Signs Orthodontic At a Glance Contract Report for 186872/0004 - March 2018

Name or company name	ORTHOWORLD 2000 LTD	17/18 Contracted general activity (UDA)	0
Contract type name	PDS Contract	Carry forward general activity (UDA)	0
Purpose of contract	Orthodontic	17/18 Contracted orthodontic activity (UOA)	5,323
Contract start date	01/04/2006	Carry forward orthodontic activity (UOA)	0
Contract end date	31/03/2019	Baseline contract value	£341,669.24

ACCESS	Contract	England and Wales
24 month ratio of assessments to patient IDs	1.45	1.04

ACTIVITY	Contract
Contract assess and fit appliances (case starts) as a percentage of Area Team case starts	4.3 %

Cumulative percentage of contracted UOA delivered 2017 & 2018



Month	Adjusted Scheduled Activity (UOA)		
	2016	2017	2018
April	22	58	21
May	384	64	313
June	743	97	793
July	1,325	149	1,393
August	1,754	242	1,770
September	2,177	356	1,980
October	2,751	591	2,090
November	3,169	677	2,909
December	3,741	1,152	3,615
January	3,837	1,222	3,987
February	4,734	1,581	4,783
March	5,280	2,323	5,354
April	5,328	5,325	
May	5,328	5,325	
June	5,328	5,325	

QUALITY (rolling 12 month period)

	Contract Quantity	Contract Base Number	Contract *	Area Team	Region	England
% of all assessments that were assess and fit appliances (case starts)	370	958	38.6%	50.1%	62.5%	60.1%
% of all assessments that were assess and refuse	59	958	6.2%	11.5%	10.1%	11.3%
% of all assessments that were assess and review	529	958	55.2%	38.3%	27.4%	28.6%
% of case starts with a reported IOTN of 3 and Aesthetic Component of 5 or below	0	370	N/A	0.1%	0.1%	0.1%
% of case starts with a reported IOTN of 3 and Aesthetic Component of 6 or above	12	370	3.2%	2.8%	3.4%	4.1%
% of case starts with a reported IOTN of 4	285	370	77.0%	79.8%	77.7%	77.7%
% of case starts with a reported IOTN of 5	73	370	19.7%	16.3%	17.4%	16.8 %
% of concluded courses in receipt of dual-arch fixed appliances	227	323	70.3%	74.4%	73.0%	73.8%
% of concluded courses where treatment was abandoned or discontinued	60	323	18.6%	4.4%	6.3%	7.0%
% of patients satisfied with the treatment they have received	10	11	90.9%	97.3%	96.0%	96.0%

* Figures in italics indicate that the base number is less than 100.

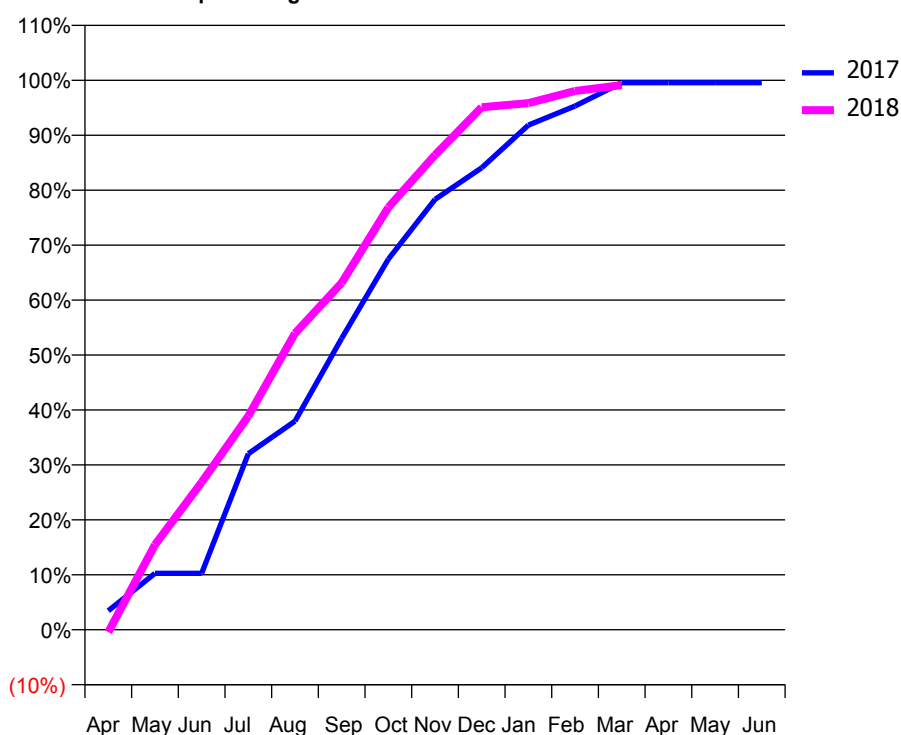
Q69 - Vital Signs Orthodontic At a Glance Contract Report for 193607/0001 - March 2018

Name or company name	Witney Brace Place	17/18 Contracted general activity (UDA)	0
Contract type name	PDS Contract	Carry forward general activity (UDA)	0
Purpose of contract	Orthodontic	17/18 Contracted orthodontic activity (UOA)	6,487
Contract start date	12/12/2011	Carry forward orthodontic activity (UOA)	29
Contract end date	31/03/2019	Baseline contract value	£416,383.31

ACCESS	Contract	England and Wales
24 month ratio of assessments to patient IDs	1.07	1.04

ACTIVITY	Contract
Contract assess and fit appliances (case starts) as a percentage of Area Team case starts	3.2 %

Cumulative percentage of contracted UOA delivered 2017 & 2018



Month	Adjusted Scheduled Activity (UOA)		
	2016	2017	2018
April	0	225	-29
May	870	666	1,003
June	1,427	666	1,742
July	2,275	2,078	2,523
August	2,833	2,463	3,501
September	3,351	3,441	4,095
October	3,795	4,375	4,987
November	4,235	5,081	5,605
December	4,686	5,454	6,169
January	5,010	5,957	6,218
February	5,846	6,182	6,361
March	6,263	6,458	6,430
April	6,466	6,458	
May	6,487	6,458	
June	6,487	6,458	

QUALITY (rolling 12 month period)	Contract Quantity	Contract Base Number	Contract *	Area Team	Region	England
% of all assessments that were assess and fit appliances (case starts)	280	927	30.2%	50.1%	62.5%	60.1%
% of all assessments that were assess and refuse	135	927	14.6%	11.5%	10.1%	11.3%
% of all assessments that were assess and review	512	927	55.2%	38.3%	27.4%	28.6%
% of case starts with a reported IOTN of 3 and Aesthetic Component of 5 or below	0	280	N/A	0.1%	0.1%	0.1%
% of case starts with a reported IOTN of 3 and Aesthetic Component of 6 or above	18	280	6.4%	2.8%	3.4%	4.1%
% of case starts with a reported IOTN of 4	232	280	82.9%	79.8%	77.7%	77.7%
% of case starts with a reported IOTN of 5	30	280	10.7%	16.3%	17.4%	16.8 %
% of concluded courses in receipt of dual-arch fixed appliances	142	277	51.3%	74.4%	73.0%	73.8%
% of concluded courses where treatment was abandoned or discontinued	9	277	3.2%	4.4%	6.3%	7.0%
% of patients satisfied with the treatment they have received	11	11	100.0%	97.3%	96.0%	96.0%

* Figures in italics indicate that the base number is less than 100.

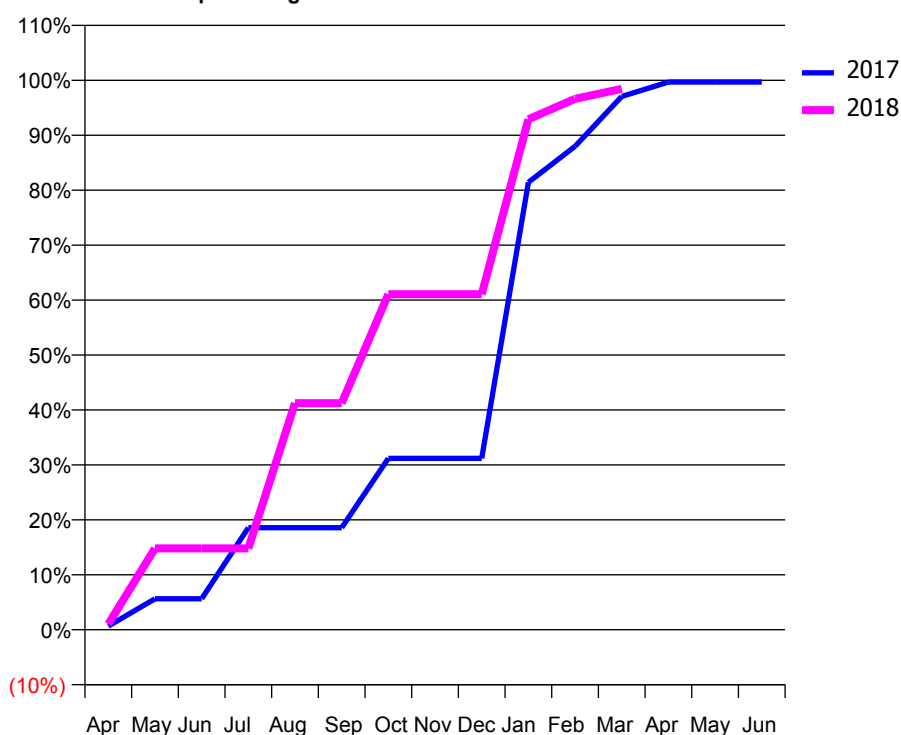
Q69 - Vital Signs Orthodontic At a Glance Contract Report for 195332/0001 - March 2018

Name or company name	Oxford Orthodontics Ltd	17/18 Contracted general activity (UDA)	0
Contract type name	PDS Contract	Carry forward general activity (UDA)	0
Purpose of contract	Orthodontic	17/18 Contracted orthodontic activity (UOA)	7,784
Contract start date	01/10/2015	Carry forward orthodontic activity (UOA)	25
Contract end date	31/03/2018	Baseline contract value	£499,634.29

ACCESS	Contract	England and Wales
24 month ratio of assessments to patient IDs	1.01	1.04

ACTIVITY	Contract
Contract assess and fit appliances (case starts) as a percentage of Area Team case starts	4.1 %

Cumulative percentage of contracted UOA delivered 2017 & 2018



Month	Adjusted Scheduled Activity (UOA)		
	2016	2017	2018
April	0	52	80
May	0	439	1,154
June	0	439	1,154
July	0	1,446	1,154
August	0	1,446	3,210
September	0	1,446	3,210
October	0	2,428	4,753
November	650	2,428	4,753
December	1,567	2,428	4,753
January	1,942	6,338	7,231
February	2,904	6,848	7,521
March	4,133	7,554	7,662
April	4,418	7,759	
May	4,418	7,759	
June	4,418	7,759	

QUALITY (rolling 12 month period)

	Contract Quantity	Contract Base Number	Contract *	Area Team	Region	England
% of all assessments that were assess and fit appliances (case starts)	356	873	40.8%	50.1%	62.5%	60.1%
% of all assessments that were assess and refuse	248	873	28.4%	11.5%	10.1%	11.3%
% of all assessments that were assess and review	269	873	30.8%	38.3%	27.4%	28.6%
% of case starts with a reported IOTN of 3 and Aesthetic Component of 5 or below	0	356	N/A	0.1%	0.1%	0.1%
% of case starts with a reported IOTN of 3 and Aesthetic Component of 6 or above	12	356	3.4%	2.8%	3.4%	4.1%
% of case starts with a reported IOTN of 4	276	356	77.5%	79.8%	77.7%	77.7%
% of case starts with a reported IOTN of 5	68	356	19.1%	16.3%	17.4%	16.8 %
% of concluded courses in receipt of dual-arch fixed appliances	242	272	89.0%	74.4%	73.0%	73.8%
% of concluded courses where treatment was abandoned or discontinued	9	272	3.3%	4.4%	6.3%	7.0%
% of patients satisfied with the treatment they have received	18	18	100.0%	97.3%	96.0%	96.0%

* Figures in italics indicate that the base number is less than 100.

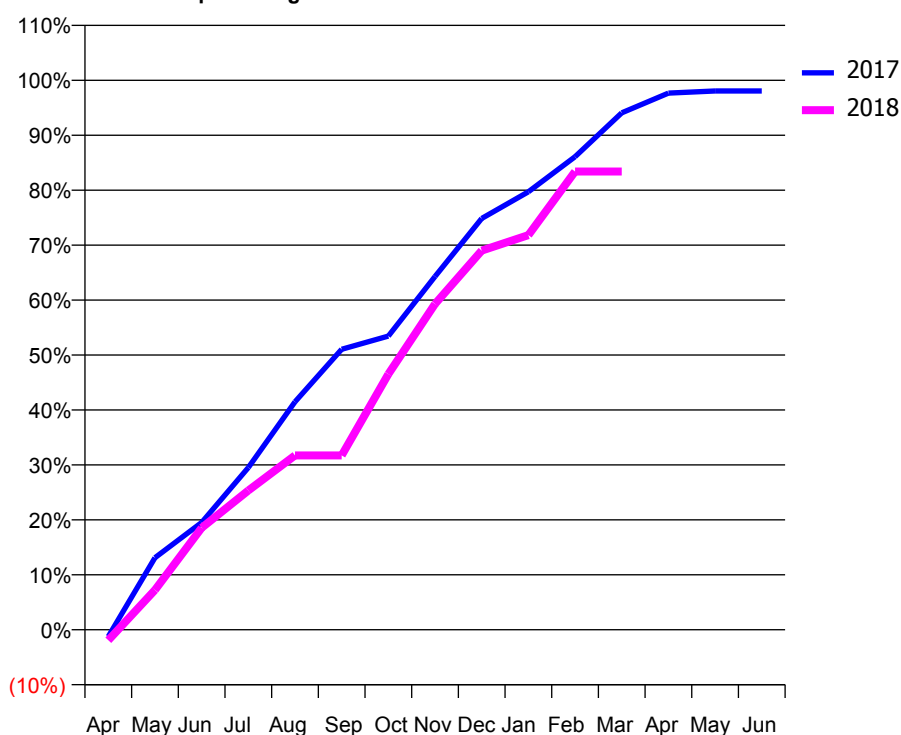
Q69 - Vital Signs Orthodontic At a Glance Contract Report for 196355/0003 - March 2018

Name or company name	Ortho-Tek Limited	17/18 Contracted general activity (UDA)	0
Contract type name	PDS Contract	Carry forward general activity (UDA)	0
Purpose of contract	Orthodontic	17/18 Contracted orthodontic activity (UOA)	5,265
Contract start date	01/04/2013	Carry forward orthodontic activity (UOA)	102
Contract end date	31/03/2019	Baseline contract value	£337,890.51

ACCESS	Contract	England and Wales
24 month ratio of assessments to patient IDs	1.00	1.04

ACTIVITY	Contract
Contract assess and fit appliances (case starts) as a percentage of Area Team case starts	2.6 %

Cumulative percentage of contracted UOA delivered 2017 & 2018



Month	Adjusted Scheduled Activity (UOA)		
	2016	2017	2018
April	-35	-66	-102
May	227	691	381
June	578	1,028	977
July	1,119	1,554	1,334
August	1,655	2,184	1,671
September	2,001	2,688	1,671
October	2,438	2,814	2,449
November	2,848	3,385	3,121
December	3,530	3,941	3,633
January	4,134	4,197	3,781
February	4,469	4,533	4,390
March	4,787	4,953	4,390
April	5,094	5,142	
May	5,094	5,163	
June	5,094	5,163	

QUALITY (rolling 12 month period)	Contract Quantity	Contract Base Number	Contract *	Area Team	Region	England
% of all assessments that were assess and fit appliances (case starts)	227	227	100.0%	50.1%	62.5%	60.1%
% of all assessments that were assess and refuse	0	227	0.0%	11.5%	10.1%	11.3%
% of all assessments that were assess and review	0	227	0.0%	38.3%	27.4%	28.6%
% of case starts with a reported IOTN of 3 and Aesthetic Component of 5 or below	1	227	0.4%	0.1%	0.1%	0.1%
% of case starts with a reported IOTN of 3 and Aesthetic Component of 6 or above	13	227	5.7%	2.8%	3.4%	4.1%
% of case starts with a reported IOTN of 4	168	227	74.0%	79.8%	77.7%	77.7%
% of case starts with a reported IOTN of 5	42	227	18.5%	16.3%	17.4%	16.8 %
% of concluded courses in receipt of dual-arch fixed appliances	219	249	88.0%	74.4%	73.0%	73.8%
% of concluded courses where treatment was abandoned or discontinued	23	249	9.2%	4.4%	6.3%	7.0%
% of patients satisfied with the treatment they have received	3	3	100.0%	97.3%	96.0%	96.0%

* Figures in italics indicate that the base number is less than 100.

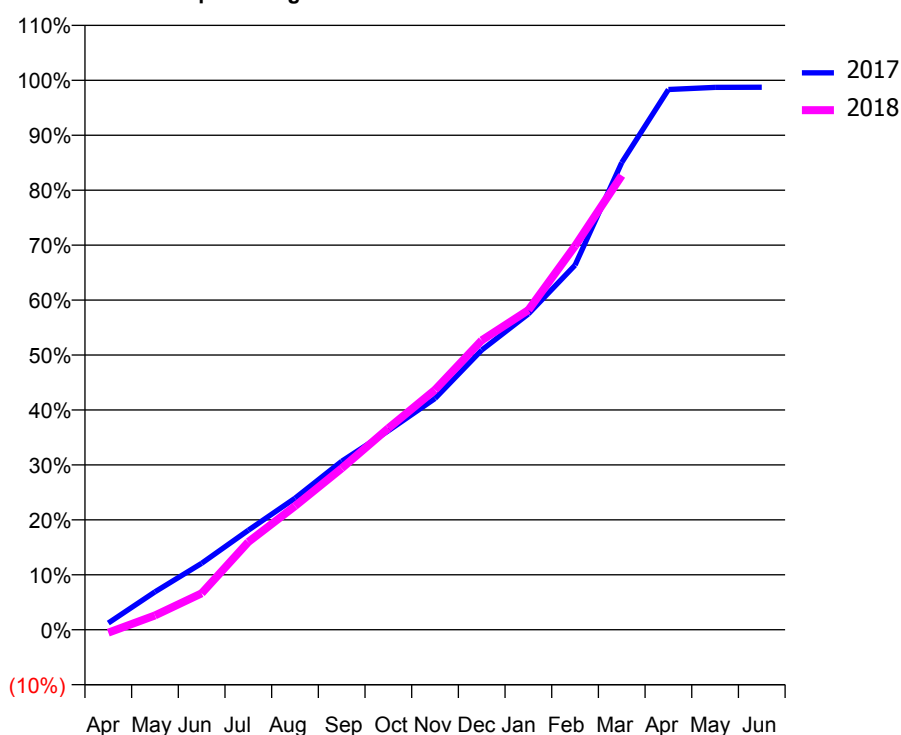
Q69 - Vital Signs Orthodontic At a Glance Contract Report for 234249/0002 - March 2018

Name or company name	The Orthodontic Centre (Reading) Ltd	17/18 Contracted general activity (UDA)	0
Contract type name	PDS Contract	Carry forward general activity (UDA)	0
Purpose of contract	Orthodontic	17/18 Contracted orthodontic activity (UOA)	32,639
Contract start date	01/04/2013	Carry forward orthodontic activity (UOA)	412
Contract end date	31/03/2019	Baseline contract value	£2,094,812.44

ACCESS	Contract	England and Wales
24 month ratio of assessments to patient IDs	1.01	1.04

ACTIVITY	Contract
Contract assess and fit appliances (case starts) as a percentage of Area Team case starts	16.9 %

Cumulative percentage of contracted UOA delivered 2017 & 2018



Month	Adjusted Scheduled Activity (UOA)		
	2016	2017	2018
April	-988	398	-180
May	371	2,256	855
June	1,539	3,952	2,166
July	4,648	5,909	5,214
August	6,352	7,813	7,350
September	8,622	10,005	9,586
October	11,269	11,818	11,971
November	13,803	13,737	14,253
December	16,567	16,614	17,195
January	18,113	18,758	18,988
February	21,885	21,659	22,800
March	26,538	27,750	26,980
April	30,702	32,087	
May	30,877	32,219	
June	30,903	32,227	

QUALITY (rolling 12 month period)	Contract Quantity	Contract Base Number	Contract *	Area Team	Region	England
% of all assessments that were assess and fit appliances (case starts)	1,460	3,162	46.2%	50.1%	62.5%	60.1%
% of all assessments that were assess and refuse	550	3,162	17.4%	11.5%	10.1%	11.3%
% of all assessments that were assess and review	1,152	3,162	36.4%	38.3%	27.4%	28.6%
% of case starts with a reported IOTN of 3 and Aesthetic Component of 5 or below	0	1,460	N/A	0.1%	0.1%	0.1%
% of case starts with a reported IOTN of 3 and Aesthetic Component of 6 or above	33	1,460	2.3%	2.8%	3.4%	4.1%
% of case starts with a reported IOTN of 4	1,224	1,460	83.8%	79.8%	77.7%	77.7%
% of case starts with a reported IOTN of 5	187	1,460	12.8%	16.3%	17.4%	16.8 %
% of concluded courses in receipt of dual-arch fixed appliances	1,063	1,204	88.3%	74.4%	73.0%	73.8%
% of concluded courses where treatment was abandoned or discontinued	50	1,204	4.2%	4.4%	6.3%	7.0%
% of patients satisfied with the treatment they have received	54	55	98.2%	97.3%	96.0%	96.0%

* Figures in italics indicate that the base number is less than 100.

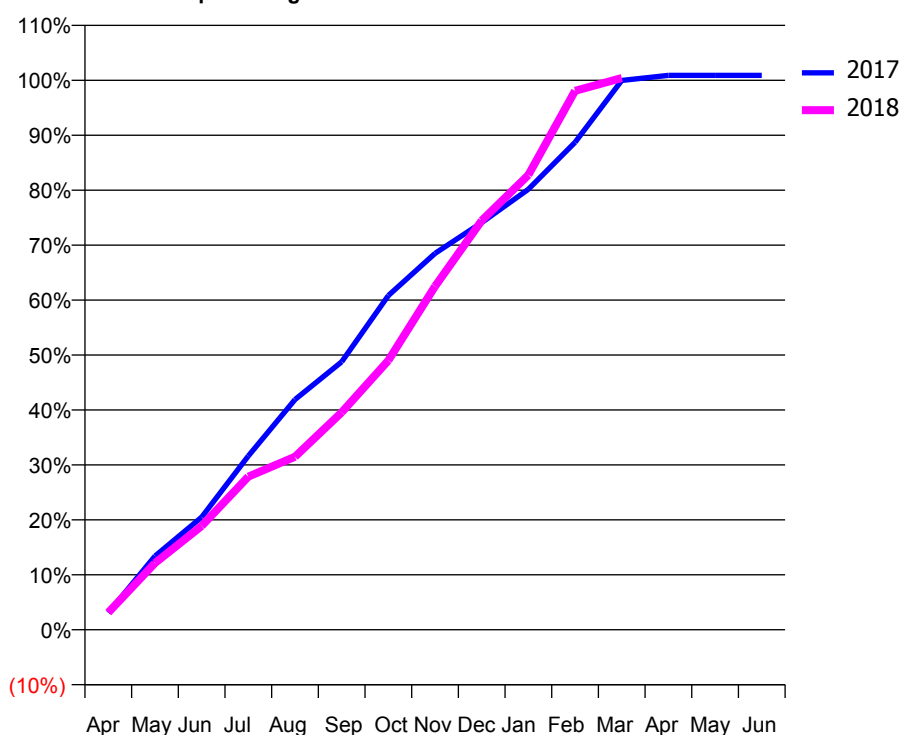
Q69 - Vital Signs Orthodontic At a Glance Contract Report for 274895/0002 - March 2018

Name or company name	MR AL DAVEY	17/18 Contracted general activity (UDA)	0
Contract type name	PDS Contract	Carry forward general activity (UDA)	0
Purpose of contract	Orthodontic	17/18 Contracted orthodontic activity (UOA)	4,670
Contract start date	01/04/2006	Carry forward orthodontic activity (UOA)	0
Contract end date	31/03/2019	Baseline contract value	£299,754.90

ACCESS	Contract	England and Wales
24 month ratio of assessments to patient IDs	1.00	1.04

ACTIVITY	Contract
Contract assess and fit appliances (case starts) as a percentage of Area Team case starts	2.6 %

Cumulative percentage of contracted UOA delivered 2017 & 2018



Month	Adjusted Scheduled Activity (UOA)		
	2016	2017	2018
April	130	144	147
May	354	626	567
June	473	957	882
July	997	1,477	1,302
August	1,420	1,957	1,470
September	1,861	2,277	1,848
October	2,281	2,840	2,289
November	2,743	3,199	2,919
December	2,995	3,460	3,477
January	3,079	3,744	3,865
February	3,799	4,143	4,580
March	4,436	4,669	4,689
April	4,670	4,711	
May	4,670	4,711	
June	4,670	4,711	

QUALITY (rolling 12 month period)

	Contract Quantity	Contract Base Number	Contract *	Area Team	Region	England
% of all assessments that were assess and fit appliances (case starts)	222	291	76.3%	50.1%	62.5%	60.1%
% of all assessments that were assess and refuse	0	291	0.0%	11.5%	10.1%	11.3%
% of all assessments that were assess and review	69	291	23.7%	38.3%	27.4%	28.6%
% of case starts with a reported IOTN of 3 and Aesthetic Component of 5 or below	0	222	N/A	0.1%	0.1%	0.1%
% of case starts with a reported IOTN of 3 and Aesthetic Component of 6 or above	0	222	N/A	2.8%	3.4%	4.1%
% of case starts with a reported IOTN of 4	191	222	86.0%	79.8%	77.7%	77.7%
% of case starts with a reported IOTN of 5	31	222	14.0%	16.3%	17.4%	16.8 %
% of concluded courses in receipt of dual-arch fixed appliances	199	202	98.5%	74.4%	73.0%	73.8%
% of concluded courses where treatment was abandoned or discontinued	3	202	1.5%	4.4%	6.3%	7.0%
% of patients satisfied with the treatment they have received	12	12	100.0%	97.3%	96.0%	96.0%

* Figures in italics indicate that the base number is less than 100.

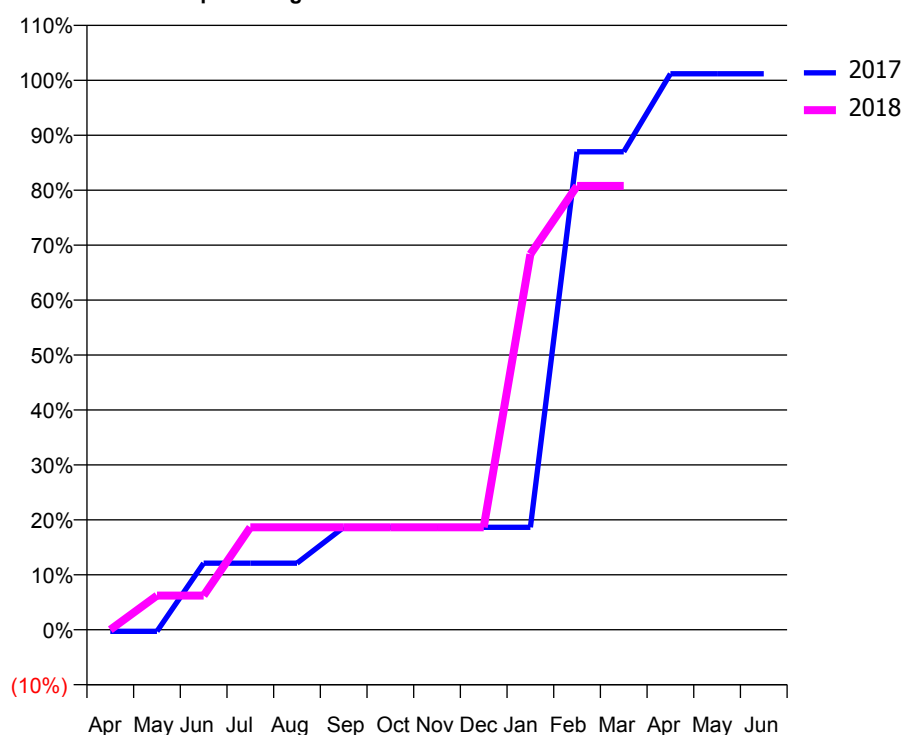
Q69 - Vital Signs Orthodontic At a Glance Contract Report for 321737/0001 - March 2018

Name or company name	MISS JA KESKA	17/18 Contracted general activity (UDA)	0
Contract type name	PDS Contract	Carry forward general activity (UDA)	0
Purpose of contract	Orthodontic	17/18 Contracted orthodontic activity (UOA)	338
Contract start date	01/04/2006	Carry forward orthodontic activity (UOA)	0
Contract end date	31/03/2019	Baseline contract value	£21,695.32

ACCESS	Contract	England and Wales
24 month ratio of assessments to patient IDs	1.00	1.04

ACTIVITY	Contract
Contract assess and fit appliances (case starts) as a percentage of Area Team case starts	0.2 %

Cumulative percentage of contracted UOA delivered 2017 & 2018



Month	Adjusted Scheduled Activity (UOA)		
	2016	2017	2018
April	0	-1	0
May	21	-1	21
June	126	41	21
July	168	41	63
August	189	41	63
September	210	63	63
October	210	63	63
November	210	63	63
December	252	63	63
January	252	63	231
February	253	294	273
March	253	294	273
April	253	342	
May	253	342	
June	337	342	

QUALITY (rolling 12 month period)	Contract Quantity	Contract Base Number	Contract *	Area Team	Region	England
% of all assessments that were assess and fit appliances (case starts)	15	22	68.2%	50.1%	62.5%	60.1%
% of all assessments that were assess and refuse	3	22	13.6%	11.5%	10.1%	11.3%
% of all assessments that were assess and review	4	22	18.2%	38.3%	27.4%	28.6%
% of case starts with a reported IOTN of 3 and Aesthetic Component of 5 or below	0	15	N/A	0.1%	0.1%	0.1%
% of case starts with a reported IOTN of 3 and Aesthetic Component of 6 or above	0	15	N/A	2.8%	3.4%	4.1%
% of case starts with a reported IOTN of 4	13	15	86.7%	79.8%	77.7%	77.7%
% of case starts with a reported IOTN of 5	2	15	13.3%	16.3%	17.4%	16.8 %
% of concluded courses in receipt of dual-arch fixed appliances	20	21	95.2%	74.4%	73.0%	73.8%
% of concluded courses where treatment was abandoned or discontinued	0	21	0.0%	4.4%	6.3%	7.0%
% of patients satisfied with the treatment they have received	0	0	N/A	97.3%	96.0%	96.0%

* Figures in italics indicate that the base number is less than 100.

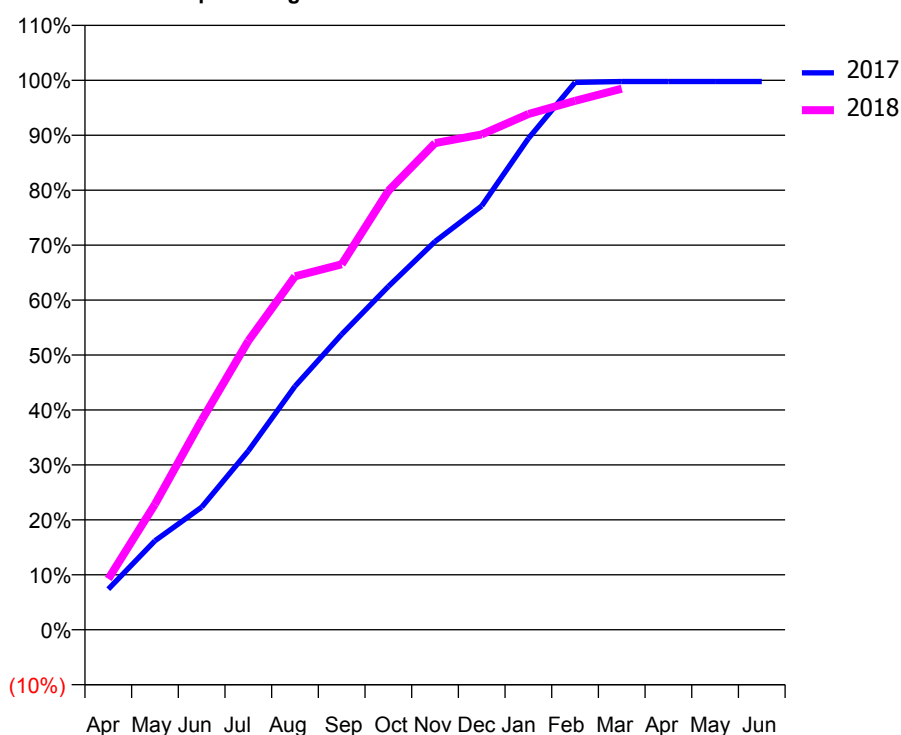
Q69 - Vital Signs Orthodontic At a Glance Contract Report for 351458/0002 - March 2018

Name or company name	Temple Square Dental Ltd	17/18 Contracted general activity (UDA)	0
Contract type name	PDS Contract	Carry forward general activity (UDA)	0
Purpose of contract	Orthodontic	17/18 Contracted orthodontic activity (UOA)	2,940
Contract start date	01/04/2006	Carry forward orthodontic activity (UOA)	7
Contract end date	31/03/2019	Baseline contract value	£188,710.79

ACCESS	Contract	England and Wales
24 month ratio of assessments to patient IDs	1.01	1.04

ACTIVITY	Contract
Contract assess and fit appliances (case starts) as a percentage of Area Team case starts	1.6 %

Cumulative percentage of contracted UOA delivered 2017 & 2018



Month	Adjusted Scheduled Activity (UOA)		
	2016	2017	2018
April	-50	217	272
May	211	476	672
June	345	656	1,121
July	526	957	1,546
August	767	1,303	1,891
September	1,132	1,581	1,955
October	1,289	1,837	2,348
November	1,660	2,077	2,604
December	1,868	2,268	2,650
January	1,963	2,629	2,759
February	2,398	2,928	2,830
March	2,792	2,933	2,895
April	2,797	2,933	
May	2,797	2,933	
June	2,797	2,933	

QUALITY (rolling 12 month period)	Contract Quantity	Contract Base Number	Contract *	Area Team	Region	England
% of all assessments that were assess and fit appliances (case starts)	135	202	66.8%	50.1%	62.5%	60.1%
% of all assessments that were assess and refuse	3	202	1.5%	11.5%	10.1%	11.3%
% of all assessments that were assess and review	64	202	31.7%	38.3%	27.4%	28.6%
% of case starts with a reported IOTN of 3 and Aesthetic Component of 5 or below	0	135	N/A	0.1%	0.1%	0.1%
% of case starts with a reported IOTN of 3 and Aesthetic Component of 6 or above	2	135	1.5%	2.8%	3.4%	4.1%
% of case starts with a reported IOTN of 4	108	135	80.0%	79.8%	77.7%	77.7%
% of case starts with a reported IOTN of 5	25	135	18.5%	16.3%	17.4%	16.8 %
% of concluded courses in receipt of dual-arch fixed appliances	133	152	87.5%	74.4%	73.0%	73.8%
% of concluded courses where treatment was abandoned or discontinued	8	152	5.3%	4.4%	6.3%	7.0%
% of patients satisfied with the treatment they have received	6	7	85.7%	97.3%	96.0%	96.0%

* Figures in italics indicate that the base number is less than 100.

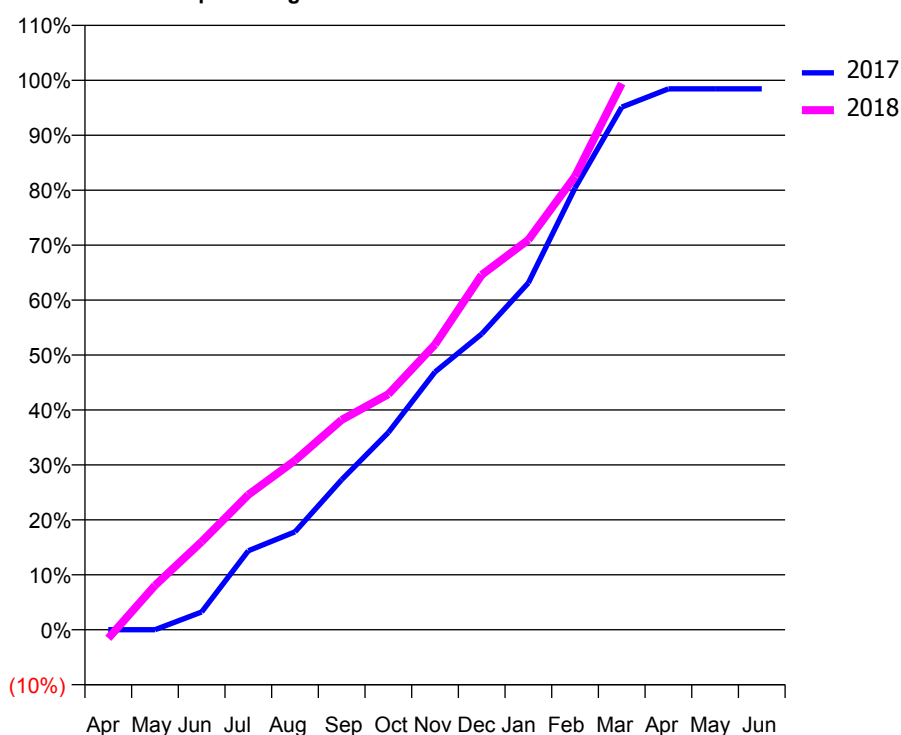
Q69 - Vital Signs Orthodontic At a Glance Contract Report for 657131/0002 - March 2018

Name or company name	MR PO ILORI	17/18 Contracted general activity (UDA)	0
Contract type name	PDS Contract	Carry forward general activity (UDA)	0
Purpose of contract	Orthodontic	17/18 Contracted orthodontic activity (UOA)	19,286
Contract start date	01/04/2015	Carry forward orthodontic activity (UOA)	303
Contract end date	31/03/2019	Baseline contract value	£1,237,917.13

ACCESS	Contract	England and Wales
24 month ratio of assessments to patient IDs	1.02	1.04

ACTIVITY	Contract
Contract assess and fit appliances (case starts) as a percentage of Area Team case starts	10.6 %

Cumulative percentage of contracted UOA delivered 2017 & 2018



Month	Adjusted Scheduled Activity (UOA)		
	2016	2017	2018
April	0	0	-303
May	238	0	1,557
June	3,000	623	3,089
July	5,304	2,773	4,740
August	6,288	3,438	5,942
September	7,711	5,267	7,369
October	8,796	6,925	8,269
November	10,297	9,051	10,015
December	11,014	10,381	12,456
January	11,014	12,177	13,687
February	14,881	15,506	15,915
March	17,770	18,344	19,172
April	19,705	18,983	
May	19,705	18,983	
June	19,705	18,983	

QUALITY (rolling 12 month period)

	Contract Quantity	Contract Base Number	Contract *	Area Team	Region	England
% of all assessments that were assess and fit appliances (case starts)	916	1,843	49.7%	50.1%	62.5%	60.1%
% of all assessments that were assess and refuse	19	1,843	1.0%	11.5%	10.1%	11.3%
% of all assessments that were assess and review	908	1,843	49.3%	38.3%	27.4%	28.6%
% of case starts with a reported IOTN of 3 and Aesthetic Component of 5 or below	5	916	0.5%	0.1%	0.1%	0.1%
% of case starts with a reported IOTN of 3 and Aesthetic Component of 6 or above	22	916	2.4%	2.8%	3.4%	4.1%
% of case starts with a reported IOTN of 4	674	916	73.6%	79.8%	77.7%	77.7%
% of case starts with a reported IOTN of 5	215	916	23.5%	16.3%	17.4%	16.8 %
% of concluded courses in receipt of dual-arch fixed appliances	978	1,011	96.7%	74.4%	73.0%	73.8%
% of concluded courses where treatment was abandoned or discontinued	29	1,011	2.9%	4.4%	6.3%	7.0%
% of patients satisfied with the treatment they have received	28	28	100.0%	97.3%	96.0%	96.0%

* Figures in italics indicate that the base number is less than 100.

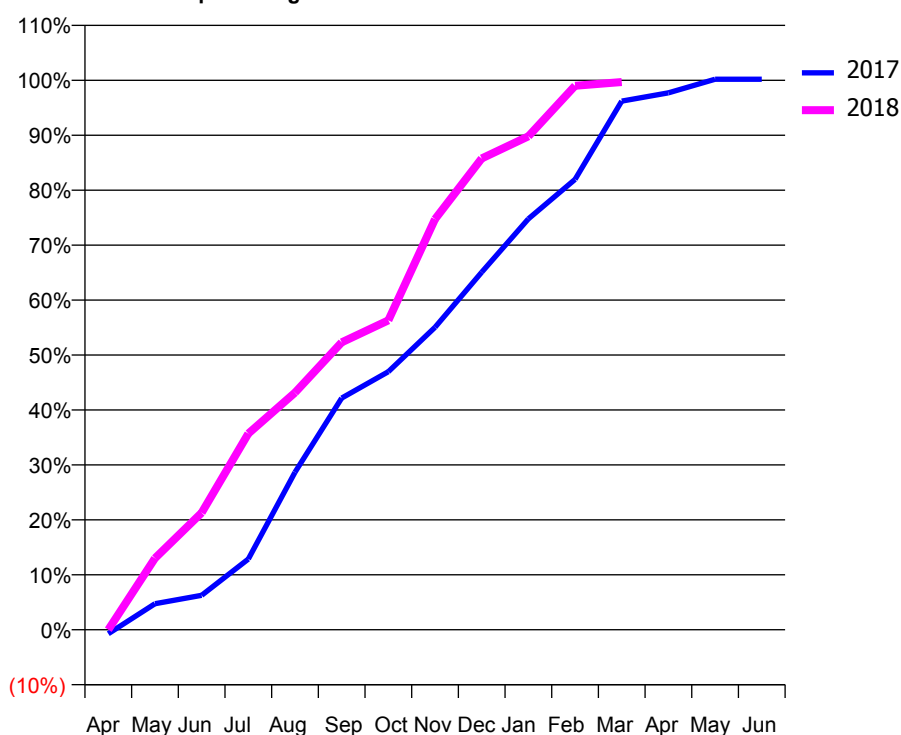
Q69 - Vital Signs Orthodontic At a Glance Contract Report for 754390/0001 - March 2018

Name or company name	MR MD NORTHWOOD	17/18 Contracted general activity (UDA)	0
Contract type name	PDS Contract	Carry forward general activity (UDA)	0
Purpose of contract	Orthodontic	17/18 Contracted orthodontic activity (UOA)	12,740
Contract start date	01/04/2006	Carry forward orthodontic activity (UOA)	0
Contract end date	31/03/2019	Baseline contract value	£817,746.77

ACCESS	Contract	England and Wales
24 month ratio of assessments to patient IDs	1.32	1.04

ACTIVITY	Contract
Contract assess and fit appliances (case starts) as a percentage of Area Team case starts	6.7 %

Cumulative percentage of contracted UOA delivered 2017 & 2018



Month	Adjusted Scheduled Activity (UOA)		
	2016	2017	2018
April	166	-93	0
May	990	604	1,659
June	1,836	799	2,714
July	3,476	1,641	4,550
August	4,311	3,654	5,497
September	5,408	5,373	6,665
October	6,404	5,985	7,174
November	7,331	7,012	9,520
December	8,210	8,291	10,926
January	8,846	9,528	11,441
February	11,050	10,441	12,612
March	11,899	12,257	12,698
April	12,247	12,447	
May	12,247	12,763	
June	12,247	12,764	

QUALITY (rolling 12 month period)

	Contract Quantity	Contract Base Number	Contract *	Area Team	Region	England
% of all assessments that were assess and fit appliances (case starts)	578	1,776	32.5%	50.1%	62.5%	60.1%
% of all assessments that were assess and refuse	194	1,776	10.9%	11.5%	10.1%	11.3%
% of all assessments that were assess and review	1,004	1,776	56.5%	38.3%	27.4%	28.6%
% of case starts with a reported IOTN of 3 and Aesthetic Component of 5 or below	0	578	N/A	0.1%	0.1%	0.1%
% of case starts with a reported IOTN of 3 and Aesthetic Component of 6 or above	12	578	2.1%	2.8%	3.4%	4.1%
% of case starts with a reported IOTN of 4	548	578	94.8%	79.8%	77.7%	77.7%
% of case starts with a reported IOTN of 5	9	578	1.6%	16.3%	17.4%	16.8 %
% of concluded courses in receipt of dual-arch fixed appliances	494	526	93.9%	74.4%	73.0%	73.8%
% of concluded courses where treatment was abandoned or discontinued	13	526	2.5%	4.4%	6.3%	7.0%
% of patients satisfied with the treatment they have received	27	27	100.0%	97.3%	96.0%	96.0%

* Figures in italics indicate that the base number is less than 100.

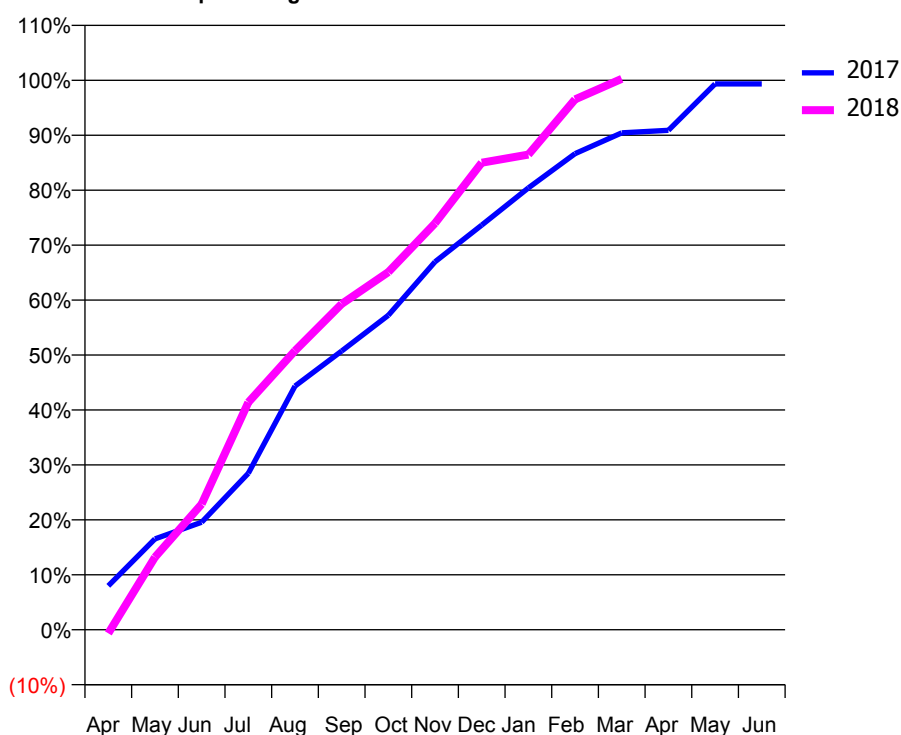
Q69 - Vital Signs Orthodontic At a Glance Contract Report for 754668/0001 - March 2018

Name or company name	MISS FM LEAHY	17/18 Contracted general activity (UDA)	0
Contract type name	PDS Contract	Carry forward general activity (UDA)	0
Purpose of contract	Orthodontic	17/18 Contracted orthodontic activity (UOA)	4,482
Contract start date	01/04/2006	Carry forward orthodontic activity (UOA)	30
Contract end date	31/03/2019	Baseline contract value	£287,687.67

ACCESS	Contract	England and Wales
24 month ratio of assessments to patient IDs	1.15	1.04

ACTIVITY	Contract
Contract assess and fit appliances (case starts) as a percentage of Area Team case starts	2.5 %

Cumulative percentage of contracted UOA delivered 2017 & 2018



Month	Adjusted Scheduled Activity (UOA)		
	2016	2017	2018
April	104	358	-30
May	367	741	592
June	829	877	1,025
July	1,837	1,276	1,855
August	2,126	1,988	2,276
September	2,496	2,274	2,658
October	3,062	2,565	2,918
November	3,468	3,001	3,316
December	3,917	3,301	3,810
January	4,092	3,604	3,876
February	4,431	3,884	4,326
March	4,452	4,053	4,494
April	4,452	4,074	
May	4,452	4,452	
June	4,452	4,453	

QUALITY (rolling 12 month period)	Contract Quantity	Contract Base Number	Contract *	Area Team	Region	England
% of all assessments that were assess and fit appliances (case starts)	218	647	33.7%	50.1%	62.5%	60.1%
% of all assessments that were assess and refuse	105	647	16.2%	11.5%	10.1%	11.3%
% of all assessments that were assess and review	324	647	50.1%	38.3%	27.4%	28.6%
% of case starts with a reported IOTN of 3 and Aesthetic Component of 5 or below	0	218	N/A	0.1%	0.1%	0.1%
% of case starts with a reported IOTN of 3 and Aesthetic Component of 6 or above	18	218	8.3%	2.8%	3.4%	4.1%
% of case starts with a reported IOTN of 4	151	218	69.3%	79.8%	77.7%	77.7%
% of case starts with a reported IOTN of 5	49	218	22.5%	16.3%	17.4%	16.8 %
% of concluded courses in receipt of dual-arch fixed appliances	163	175	93.1%	74.4%	73.0%	73.8%
% of concluded courses where treatment was abandoned or discontinued	6	175	3.4%	4.4%	6.3%	7.0%
% of patients satisfied with the treatment they have received	8	9	88.9%	97.3%	96.0%	96.0%

* Figures in italics indicate that the base number is less than 100.

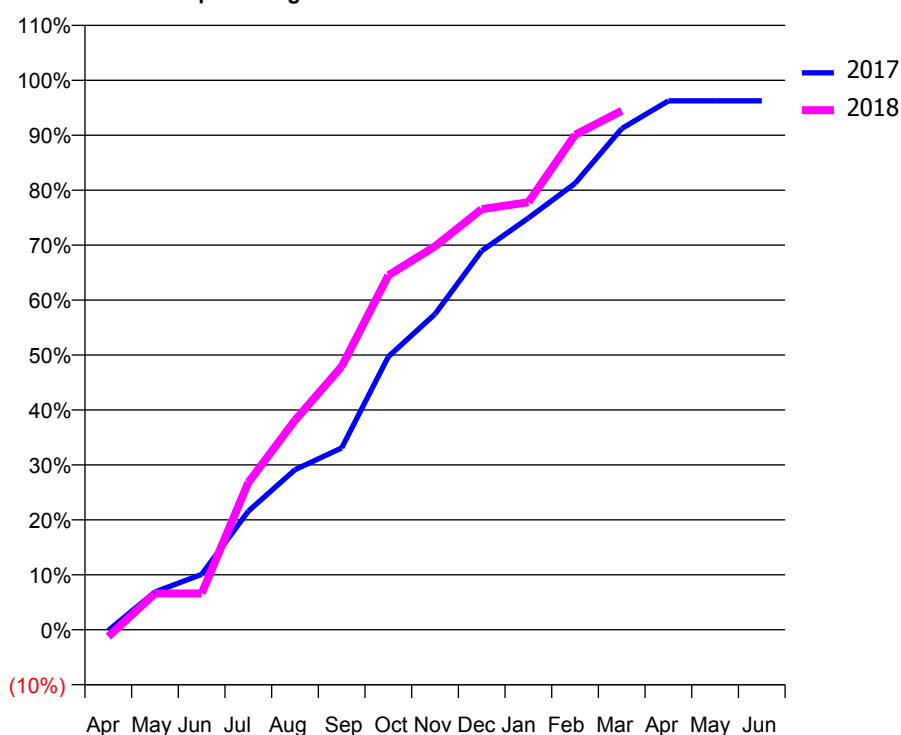
Q69 - Vital Signs Orthodontic At a Glance Contract Report for 775215/0009 - March 2018

Name or company name	MR C PATEL	17/18 Contracted general activity (UDA)	0
Contract type name	PDS Contract	Carry forward general activity (UDA)	0
Purpose of contract	Orthodontic	17/18 Contracted orthodontic activity (UOA)	1,843
Contract start date	01/04/2013	Carry forward orthodontic activity (UOA)	69
Contract end date	31/03/2019	Baseline contract value	£118,317.83

ACCESS	Contract	England and Wales
24 month ratio of assessments to patient IDs	1.09	1.04

ACTIVITY	Contract
Contract assess and fit appliances (case starts) as a percentage of Area Team case starts	1.0 %

Cumulative percentage of contracted UOA delivered 2017 & 2018



Month	Adjusted Scheduled Activity (UOA)		
	2016	2017	2018
April	-40	-3	-23
May	25	127	122
June	166	186	122
July	354	398	494
August	521	537	703
September	611	610	883
October	793	916	1,189
November	995	1,059	1,286
December	1,183	1,271	1,411
January	1,229	1,381	1,434
February	1,390	1,497	1,660
March	1,390	1,681	1,741
April	1,732	1,774	
May	1,732	1,774	
June	1,732	1,774	

QUALITY (rolling 12 month period)	Contract Quantity	Contract Base Number	Contract *	Area Team	Region	England
% of all assessments that were assess and fit appliances (case starts)	83	260	31.9%	50.1%	62.5%	60.1%
% of all assessments that were assess and refuse	46	260	17.7%	11.5%	10.1%	11.3%
% of all assessments that were assess and review	131	260	50.4%	38.3%	27.4%	28.6%
% of case starts with a reported IOTN of 3 and Aesthetic Component of 5 or below	0	83	<i>N/A</i>	0.1%	0.1%	0.1%
% of case starts with a reported IOTN of 3 and Aesthetic Component of 6 or above	3	83	3.6%	2.8%	3.4%	4.1%
% of case starts with a reported IOTN of 4	68	83	81.9%	79.8%	77.7%	77.7%
% of case starts with a reported IOTN of 5	12	83	14.5%	16.3%	17.4%	16.8 %
% of concluded courses in receipt of dual-arch fixed appliances	4	86	4.7%	74.4%	73.0%	73.8%
% of concluded courses where treatment was abandoned or discontinued	16	86	18.6%	4.4%	6.3%	7.0%
% of patients satisfied with the treatment they have received	7	7	100.0%	97.3%	96.0%	96.0%

* Figures in italics indicate that the base number is less than 100.

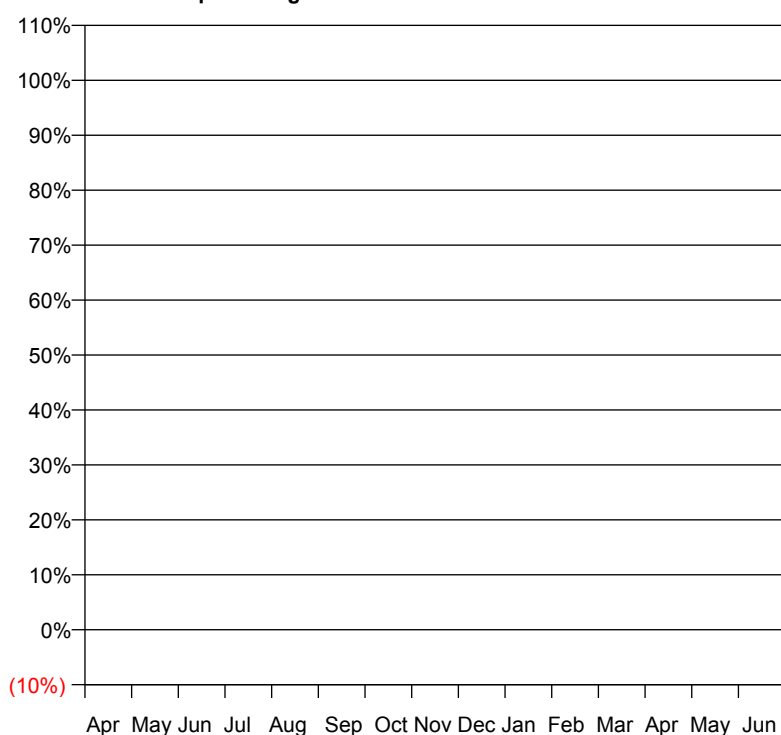
Q69 - Vital Signs Orthodontic At a Glance Contract Report for 789429/0001 - March 2018

Name or company name	Oak End Dental Clinic Partnership	17/18 Contracted general activity (UDA)	14,000
Contract type name	GDS Contract	Carry forward general activity (UDA)	124
Purpose of contract	General	17/18 Contracted orthodontic activity (UOA)	0
Contract start date	01/06/2009	Carry forward orthodontic activity (UOA)	0
Contract end date		Baseline contract value	£350,732.27

ACCESS	Contract	England and Wales
24 month ratio of assessments to patient IDs	1.00	1.04

ACTIVITY	Contract
Contract assess and fit appliances (case starts) as a percentage of Area Team case starts	0.0 %

Cumulative percentage of contracted UOA delivered 2017 & 2018



— 2017
— 2018

Month	Adjusted Scheduled Activity (UOA)		
	2016	2017	2018
April	0	0	0
May	0	0	0
June	0	0	0
July	0	0	0
August	0	0	0
September	0	0	1
October	0	0	1
November	0	0	1
December	0	0	1
January	0	0	2
February	0	0	2
March	0	0	2
April	0	0	
May	0	0	
June	0	0	

QUALITY (rolling 12 month period)

	Contract Quantity	Contract Base Number	Contract *	Area Team	Region	England
% of all assessments that were assess and fit appliances (case starts)	0	2	0.0%	50.1%	62.5%	60.1%
% of all assessments that were assess and refuse	0	2	0.0%	11.5%	10.1%	11.3%
% of all assessments that were assess and review	2	2	100.0%	38.3%	27.4%	28.6%
% of case starts with a reported IOTN of 3 and Aesthetic Component of 5 or below	0	0	N/A	0.1%	0.1%	0.1%
% of case starts with a reported IOTN of 3 and Aesthetic Component of 6 or above	0	0	N/A	2.8%	3.4%	4.1%
% of case starts with a reported IOTN of 4	0	0	N/A	79.8%	77.7%	77.7%
% of case starts with a reported IOTN of 5	0	0	N/A	16.3%	17.4%	16.8 %
% of concluded courses in receipt of dual-arch fixed appliances	0	0	N/A	74.4%	73.0%	73.8%
% of concluded courses where treatment was abandoned or discontinued	0	0	N/A	4.4%	6.3%	7.0%
% of patients satisfied with the treatment they have received	0	0	N/A	97.3%	96.0%	96.0%

* Figures in italics indicate that the base number is less than 100.

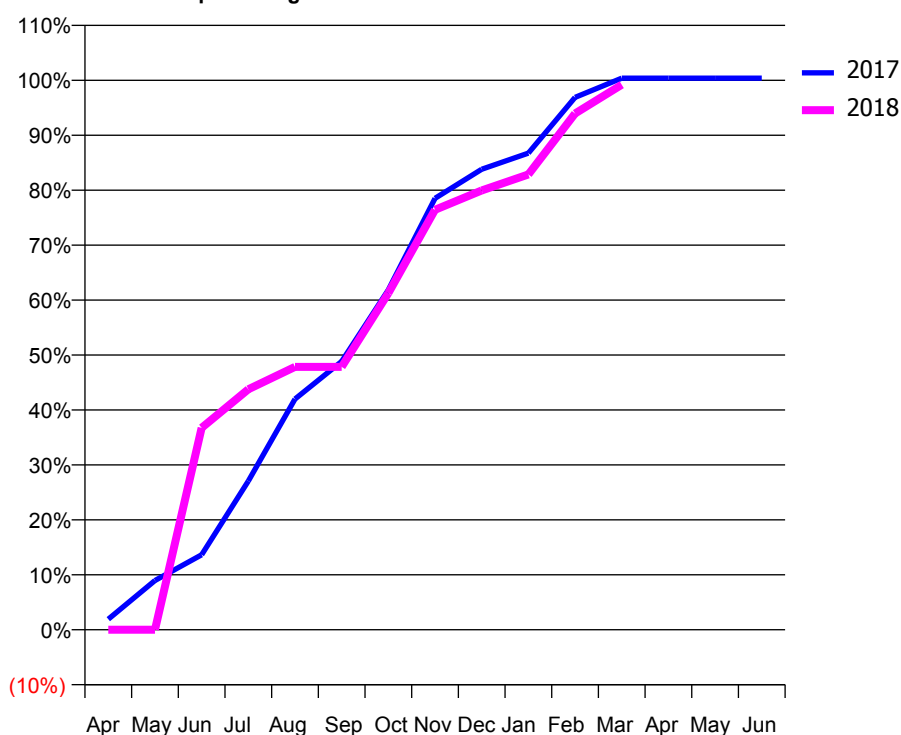
Q69 - Vital Signs Orthodontic At a Glance Contract Report for 803480/0003 - March 2018

Name or company name	MR MY CHEUNG	17/18 Contracted general activity (UDA)	0
Contract type name	PDS Contract	Carry forward general activity (UDA)	0
Purpose of contract	Orthodontic	17/18 Contracted orthodontic activity (UOA)	3,599
Contract start date	01/04/2013	Carry forward orthodontic activity (UOA)	0
Contract end date	31/03/2019	Baseline contract value	£230,990.32

ACCESS	Contract	England and Wales
24 month ratio of assessments to patient IDs	1.00	1.04

ACTIVITY	Contract
Contract assess and fit appliances (case starts) as a percentage of Area Team case starts	2.0 %

Cumulative percentage of contracted UOA delivered 2017 & 2018



Month	Adjusted Scheduled Activity (UOA)		
	2016	2017	2018
April	252	69	0
May	1,107	323	0
June	881	491	1,323
July	1,500	974	1,575
August	1,758	1,511	1,722
September	2,106	1,758	1,722
October	2,483	2,227	2,205
November	2,774	2,826	2,751
December	2,859	3,016	2,877
January	2,881	3,122	2,982
February	3,025	3,487	3,381
March	3,496	3,613	3,570
April	3,660	3,613	
May	3,660	3,613	
June	3,660	3,613	

QUALITY (rolling 12 month period)

	Contract Quantity	Contract Base Number	Contract *	Area Team	Region	England
% of all assessments that were assess and fit appliances (case starts)	170	170	100.0%	50.1%	62.5%	60.1%
% of all assessments that were assess and refuse	0	170	0.0%	11.5%	10.1%	11.3%
% of all assessments that were assess and review	0	170	0.0%	38.3%	27.4%	28.6%
% of case starts with a reported IOTN of 3 and Aesthetic Component of 5 or below	1	170	0.6%	0.1%	0.1%	0.1%
% of case starts with a reported IOTN of 3 and Aesthetic Component of 6 or above	5	170	2.9%	2.8%	3.4%	4.1%
% of case starts with a reported IOTN of 4	125	170	73.5%	79.8%	77.7%	77.7%
% of case starts with a reported IOTN of 5	37	170	21.8%	16.3%	17.4%	16.8 %
% of concluded courses in receipt of dual-arch fixed appliances	124	134	92.5%	74.4%	73.0%	73.8%
% of concluded courses where treatment was abandoned or discontinued	9	134	6.7%	4.4%	6.3%	7.0%
% of patients satisfied with the treatment they have received	4	4	100.0%	97.3%	96.0%	96.0%

* Figures in italics indicate that the base number is less than 100.

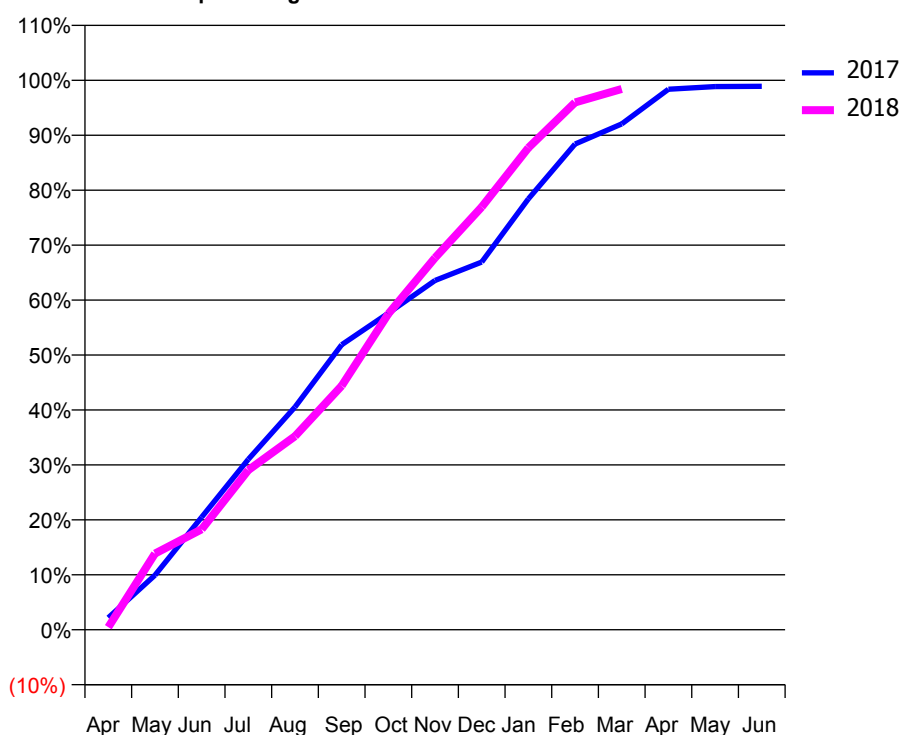
Q69 - Vital Signs Orthodontic At a Glance Contract Report for 839175/0005 - March 2018

Name or company name	MR U BOSE	17/18 Contracted general activity (UDA)	0
Contract type name	PDS Contract	Carry forward general activity (UDA)	0
Purpose of contract	Orthodontic	17/18 Contracted orthodontic activity (UOA)	5,391
Contract start date	01/04/2013	Carry forward orthodontic activity (UOA)	59
Contract end date	31/03/2019	Baseline contract value	£346,035.29

ACCESS	Contract	England and Wales
24 month ratio of assessments to patient IDs	1.25	1.04

ACTIVITY	Contract
Contract assess and fit appliances (case starts) as a percentage of Area Team case starts	3.4 %

Cumulative percentage of contracted UOA delivered 2017 & 2018



Month	Adjusted Scheduled Activity (UOA)		
	2016	2017	2018
April	90	118	26
May	430	536	748
June	915	1,105	986
July	2,183	1,673	1,567
August	2,645	2,186	1,899
September	2,819	2,796	2,393
October	3,083	3,107	3,100
November	3,398	3,427	3,649
December	3,852	3,608	4,148
January	4,174	4,227	4,729
February	4,960	4,765	5,174
March	5,380	4,963	5,306
April	5,473	5,303	
May	5,479	5,329	
June	5,479	5,332	

QUALITY (rolling 12 month period)

	Contract Quantity	Contract Base Number	Contract *	Area Team	Region	England
% of all assessments that were assess and fit appliances (case starts)	292	466	62.7%	50.1%	62.5%	60.1%
% of all assessments that were assess and refuse	17	466	3.6%	11.5%	10.1%	11.3%
% of all assessments that were assess and review	157	466	33.7%	38.3%	27.4%	28.6%
% of case starts with a reported IOTN of 3 and Aesthetic Component of 5 or below	0	292	N/A	0.1%	0.1%	0.1%
% of case starts with a reported IOTN of 3 and Aesthetic Component of 6 or above	9	292	3.1%	2.8%	3.4%	4.1%
% of case starts with a reported IOTN of 4	228	292	78.1%	79.8%	77.7%	77.7%
% of case starts with a reported IOTN of 5	54	292	18.5%	16.3%	17.4%	16.8 %
% of concluded courses in receipt of dual-arch fixed appliances	0	148	N/A	74.4%	73.0%	73.8%
% of concluded courses where treatment was abandoned or discontinued	3	148	2.0%	4.4%	6.3%	7.0%
% of patients satisfied with the treatment they have received	7	8	87.5%	97.3%	96.0%	96.0%

* Figures in italics indicate that the base number is less than 100.

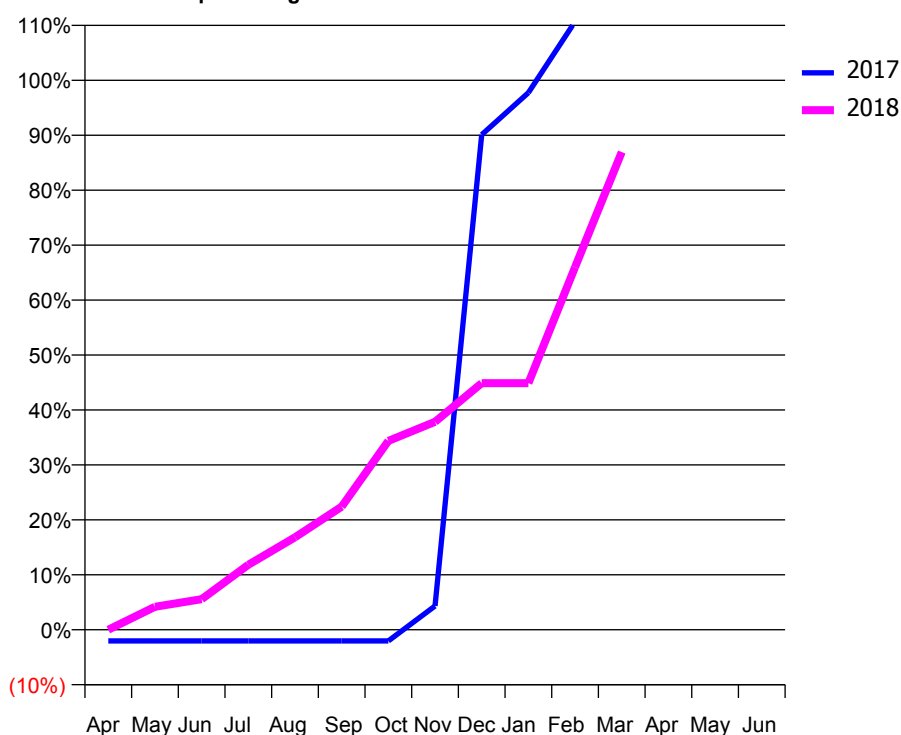
Q70 - Vital Signs Orthodontic At a Glance Contract Report for 101338/0091 - March 2018

Name or company name	Whitecross Dental Care Limited	17/18 Contracted general activity (UDA)	0
Contract type name	PDS Contract	Carry forward general activity (UDA)	0
Purpose of contract	Orthodontic	17/18 Contracted orthodontic activity (UOA)	3,017
Contract start date	20/07/2009	Carry forward orthodontic activity (UOA)	0
Contract end date	31/03/2019	Baseline contract value	£181,638.53

ACCESS	Contract	England and Wales
24 month ratio of assessments to patient IDs	1.01	1.04

ACTIVITY	Contract
Contract assess and fit appliances (case starts) as a percentage of Area Team case starts	1.5 %

Cumulative percentage of contracted UOA delivered 2017 & 2018



Month	Adjusted Scheduled Activity (UOA)		
	2016	2017	2018
April	174	-62	0
May	258	-62	126
June	596	-62	168
July	1,167	-62	357
August	1,427	-62	508
September	1,492	-62	676
October	2,054	-62	1,037
November	2,264	131	1,142
December	2,758	2,718	1,354
January	2,825	2,949	1,354
February	3,184	3,339	1,991
March	3,185	3,423	2,623
April	3,455	3,553	
May	3,455	3,574	
June	3,455	3,574	

QUALITY (rolling 12 month period)

	Contract Quantity	Contract Base Number	Contract *	Area Team	Region	England
% of all assessments that were assess and fit appliances (case starts)	134	183	73.2%	56.9%	62.5%	60.1%
% of all assessments that were assess and refuse	10	183	5.5%	14.5%	10.1%	11.3%
% of all assessments that were assess and review	39	183	21.3%	28.6%	27.4%	28.6%
% of case starts with a reported IOTN of 3 and Aesthetic Component of 5 or below	0	134	N/A	0.3%	0.1%	0.1%
% of case starts with a reported IOTN of 3 and Aesthetic Component of 6 or above	0	134	N/A	4.6%	3.4%	4.1%
% of case starts with a reported IOTN of 4	86	134	64.2%	76.1%	77.7%	77.7%
% of case starts with a reported IOTN of 5	35	134	26.1%	18.1%	17.4%	16.8 %
% of concluded courses in receipt of dual-arch fixed appliances	85	102	83.3%	74.2%	73.0%	73.8%
% of concluded courses where treatment was abandoned or discontinued	10	102	9.8%	7.9%	6.3%	7.0%
% of patients satisfied with the treatment they have received	4	6	66.7%	94.8%	96.0%	96.0%

* Figures in italics indicate that the base number is less than 100.

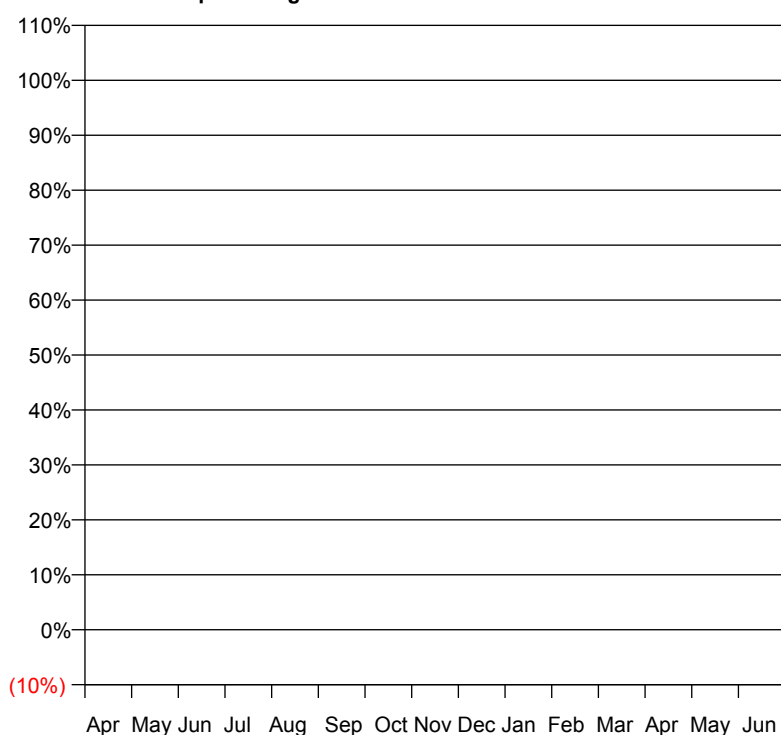
Q70 - Vital Signs Orthodontic At a Glance Contract Report for 101435/0008 - March 2018

Name or company name	IDH Limited	17/18 Contracted general activity (UDA)	31,000
Contract type name	GDS Contract	Carry forward general activity (UDA)	0
Purpose of contract	General	17/18 Contracted orthodontic activity (UOA)	0
Contract start date	01/04/2006	Carry forward orthodontic activity (UOA)	0
Contract end date		Baseline contract value	£750,624.69

ACCESS	Contract	England and Wales
24 month ratio of assessments to patient IDs	1.00	1.04

ACTIVITY	Contract
Contract assess and fit appliances (case starts) as a percentage of Area Team case starts	0.0 %

Cumulative percentage of contracted UOA delivered 2017 & 2018



— 2017
— 2018

Month	Adjusted Scheduled Activity (UOA)		
	2016	2017	2018
April	0	0	0
May	0	0	0
June	0	0	0
July	0	0	1
August	0	0	1
September	0	0	1
October	0	0	1
November	0	0	1
December	0	0	1
January	0	0	1
February	0	0	1
March	0	0	1
April	0	0	
May	0	0	
June	0	0	

QUALITY (rolling 12 month period)

	Contract Quantity	Contract Base Number	Contract *	Area Team	Region	England
% of all assessments that were assess and fit appliances (case starts)	0	1	0.0%	56.9%	62.5%	60.1%
% of all assessments that were assess and refuse	0	1	0.0%	14.5%	10.1%	11.3%
% of all assessments that were assess and review	1	1	100.0%	28.6%	27.4%	28.6%
% of case starts with a reported IOTN of 3 and Aesthetic Component of 5 or below	0	0	N/A	0.3%	0.1%	0.1%
% of case starts with a reported IOTN of 3 and Aesthetic Component of 6 or above	0	0	N/A	4.6%	3.4%	4.1%
% of case starts with a reported IOTN of 4	0	0	N/A	76.1%	77.7%	77.7%
% of case starts with a reported IOTN of 5	0	0	N/A	18.1%	17.4%	16.8 %
% of concluded courses in receipt of dual-arch fixed appliances	0	0	N/A	74.2%	73.0%	73.8%
% of concluded courses where treatment was abandoned or discontinued	0	0	N/A	7.9%	6.3%	7.0%
% of patients satisfied with the treatment they have received	0	0	N/A	94.8%	96.0%	96.0%

* Figures in italics indicate that the base number is less than 100.

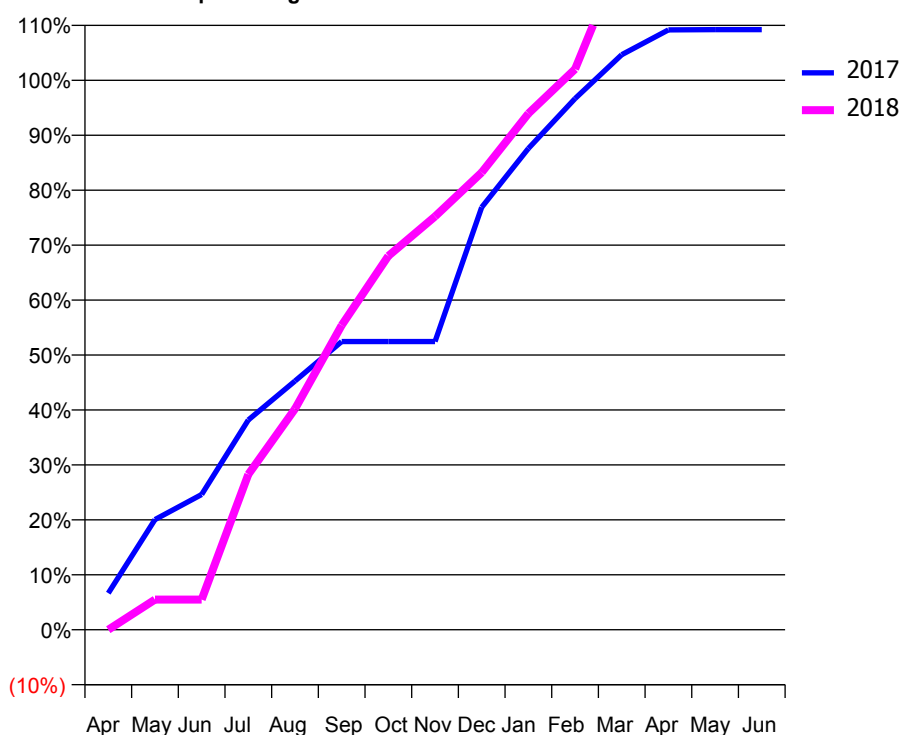
Q70 - Vital Signs Orthodontic At a Glance Contract Report for 102938/0001 - March 2018

Name or company name	Milford Dental Practice Partnership	17/18 Contracted general activity (UDA)	10,405
Contract type name	GDS Contract	Carry forward general activity (UDA)	0
Purpose of contract	Orthodontic	17/18 Contracted orthodontic activity (UOA)	2,368
Contract start date	01/04/2011	Carry forward orthodontic activity (UOA)	0
Contract end date		Baseline contract value	£407,153.68

ACCESS	Contract	England and Wales
24 month ratio of assessments to patient IDs	1.00	1.04

ACTIVITY	Contract
Contract assess and fit appliances (case starts) as a percentage of Area Team case starts	1.6 %

Cumulative percentage of contracted UOA delivered 2017 & 2018



Month	Adjusted Scheduled Activity (UOA)		
	2016	2017	2018
April	41	158	0
May	240	475	130
June	328	583	130
July	767	904	670
August	1,051	1,072	952
September	1,137	1,242	1,312
October	1,371	1,242	1,611
November	1,776	1,242	1,781
December	2,052	1,821	1,971
January	2,157	2,074	2,225
February	2,290	2,289	2,416
March	2,333	2,478	2,904
April	2,356	2,585	
May	2,357	2,586	
June	2,357	2,586	

QUALITY (rolling 12 month period)

	Contract Quantity	Contract Base Number	Contract *	Area Team	Region	England
% of all assessments that were assess and fit appliances (case starts)	144	184	78.3%	56.9%	62.5%	60.1%
% of all assessments that were assess and refuse	16	184	8.7%	14.5%	10.1%	11.3%
% of all assessments that were assess and review	24	184	13.0%	28.6%	27.4%	28.6%
% of case starts with a reported IOTN of 3 and Aesthetic Component of 5 or below	0	144	N/A	0.3%	0.1%	0.1%
% of case starts with a reported IOTN of 3 and Aesthetic Component of 6 or above	3	144	2.1%	4.6%	3.4%	4.1%
% of case starts with a reported IOTN of 4	114	144	79.2%	76.1%	77.7%	77.7%
% of case starts with a reported IOTN of 5	27	144	18.8%	18.1%	17.4%	16.8 %
% of concluded courses in receipt of dual-arch fixed appliances	107	123	87.0%	74.2%	73.0%	73.8%
% of concluded courses where treatment was abandoned or discontinued	12	123	9.8%	7.9%	6.3%	7.0%
% of patients satisfied with the treatment they have received	5	5	100.0%	94.8%	96.0%	96.0%

* Figures in italics indicate that the base number is less than 100.

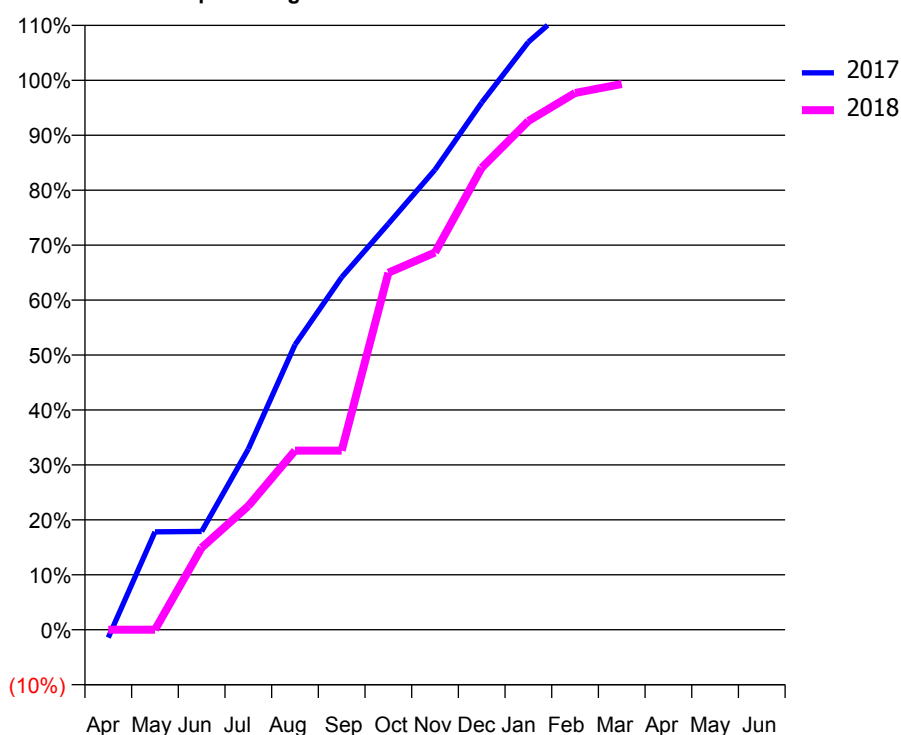
Q70 - Vital Signs Orthodontic At a Glance Contract Report for 106488/0002 - March 2018

Name or company name	Solent House Dental Centre	17/18 Contracted general activity (UDA)	0
Contract type name	PDS Contract	Carry forward general activity (UDA)	0
Purpose of contract	Orthodontic	17/18 Contracted orthodontic activity (UOA)	1,727
Contract start date	01/04/2015	Carry forward orthodontic activity (UOA)	0
Contract end date	31/03/2019	Baseline contract value	£103,709.47

ACCESS	Contract	England and Wales
24 month ratio of assessments to patient IDs	1.00	1.04

ACTIVITY	Contract
Contract assess and fit appliances (case starts) as a percentage of Area Team case starts	1.0 %

Cumulative percentage of contracted UOA delivered 2017 & 2018



Month	Adjusted Scheduled Activity (UOA)		
	2016	2017	2018
April	0	-25	0
May	0	308	0
June	118	309	258
July	401	568	389
August	517	896	563
September	612	1,108	563
October	829	1,276	1,122
November	1,011	1,446	1,186
December	1,295	1,657	1,452
January	1,446	1,847	1,599
February	1,757	1,975	1,687
March	1,864	2,060	1,715
April	1,864	2,060	
May	2,020	2,060	
June	2,020	2,086	

QUALITY (rolling 12 month period)

	Contract Quantity	Contract Base Number	Contract *	Area Team	Region	England
% of all assessments that were assess and fit appliances (case starts)	85	126	67.5%	56.9%	62.5%	60.1%
% of all assessments that were assess and refuse	24	126	19.0%	14.5%	10.1%	11.3%
% of all assessments that were assess and review	17	126	13.5%	28.6%	27.4%	28.6%
% of case starts with a reported IOTN of 3 and Aesthetic Component of 5 or below	0	85	<i>N/A</i>	0.3%	0.1%	0.1%
% of case starts with a reported IOTN of 3 and Aesthetic Component of 6 or above	1	85	1.2%	4.6%	3.4%	4.1%
% of case starts with a reported IOTN of 4	65	85	76.5%	76.1%	77.7%	77.7%
% of case starts with a reported IOTN of 5	19	85	22.4%	18.1%	17.4%	16.8 %
% of concluded courses in receipt of dual-arch fixed appliances	70	80	87.5%	74.2%	73.0%	73.8%
% of concluded courses where treatment was abandoned or discontinued	7	80	8.8%	7.9%	6.3%	7.0%
% of patients satisfied with the treatment they have received	7	8	87.5%	94.8%	96.0%	96.0%

* Figures in italics indicate that the base number is less than 100.

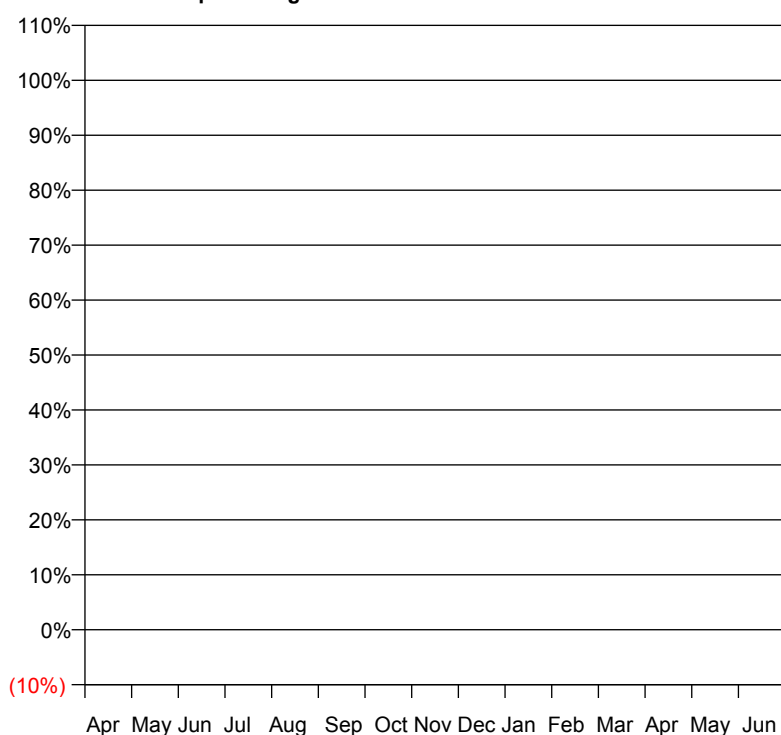
Q70 - Vital Signs Orthodontic At a Glance Contract Report for 116718/0001 - March 2018

Name or company name	St James Dental Practice Partnership	17/18 Contracted general activity (UDA)	21,572
Contract type name	Pilot Contract	Carry forward general activity (UDA)	0
Purpose of contract	General and Orthodontic	17/18 Contracted orthodontic activity (UOA)	0
Contract start date	01/01/2011	Carry forward orthodontic activity (UOA)	0
Contract end date		Baseline contract value	£1,865,107.06

ACCESS	Contract	England and Wales
24 month ratio of assessments to patient IDs	1.01	1.04

ACTIVITY	Contract
Contract assess and fit appliances (case starts) as a percentage of Area Team case starts	3.8 %

Cumulative percentage of contracted UOA delivered 2017 & 2018



Month	Adjusted Scheduled Activity (UOA)		
	2016	2017	2018
April	0	-12,879	354
May	35	-12,612	919
June	56	-12,410	1,258
July	98	-12,000	1,785
August	98	-11,584	2,530
September	214	-10,721	3,645
October	298	-10,396	3,905
November	352	-9,649	4,054
December	499	-9,013	5,009
January	499	-8,689	5,165
February	676	-7,598	6,624
March	754	-6,671	7,034
April	840	-6,627	
May	886	-6,581	
June	886	-6,538	

QUALITY (rolling 12 month period)	Contract Quantity	Contract Base Number	Contract *	Area Team	Region	England
% of all assessments that were assess and fit appliances (case starts)	335	604	55.5%	56.9%	62.5%	60.1%
% of all assessments that were assess and refuse	144	604	23.8%	14.5%	10.1%	11.3%
% of all assessments that were assess and review	125	604	20.7%	28.6%	27.4%	28.6%
% of case starts with a reported IOTN of 3 and Aesthetic Component of 5 or below	0	335	N/A	0.3%	0.1%	0.1%
% of case starts with a reported IOTN of 3 and Aesthetic Component of 6 or above	4	335	1.2%	4.6%	3.4%	4.1%
% of case starts with a reported IOTN of 4	249	335	74.3%	76.1%	77.7%	77.7%
% of case starts with a reported IOTN of 5	81	335	24.2%	18.1%	17.4%	16.8 %
% of concluded courses in receipt of dual-arch fixed appliances	68	78	87.2%	74.2%	73.0%	73.8%
% of concluded courses where treatment was abandoned or discontinued	4	78	5.1%	7.9%	6.3%	7.0%
% of patients satisfied with the treatment they have received	10	10	100.0%	94.8%	96.0%	96.0%

* Figures in italics indicate that the base number is less than 100.

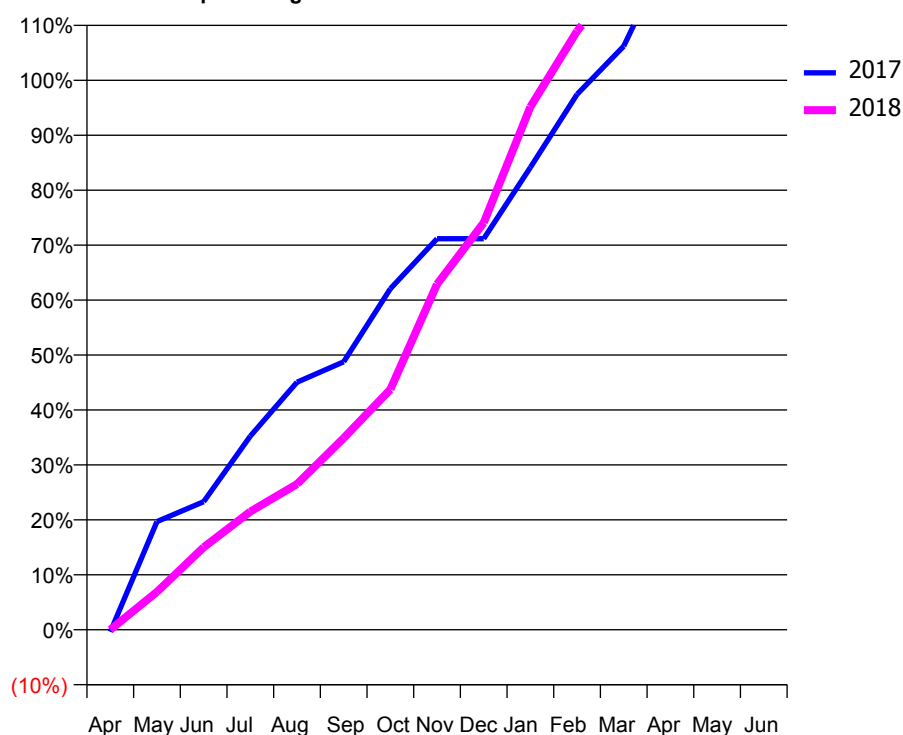
Q70 - Vital Signs Orthodontic At a Glance Contract Report for 126411/0001 - March 2018

Name or company name	Southsea Orthodontic Centre	17/18 Contracted general activity (UDA)	0
Contract type name	PDS Contract	Carry forward general activity (UDA)	0
Purpose of contract	Orthodontic	17/18 Contracted orthodontic activity (UOA)	12,650
Contract start date	22/04/2010	Carry forward orthodontic activity (UOA)	0
Contract end date	31/03/2019	Baseline contract value	£652,765.15

ACCESS	Contract	England and Wales
24 month ratio of assessments to patient IDs	1.03	1.04

ACTIVITY	Contract
Contract assess and fit appliances (case starts) as a percentage of Area Team case starts	8.9 %

Cumulative percentage of contracted UOA delivered 2017 & 2018



Month	Adjusted Scheduled Activity (UOA)		
	2016	2017	2018
April	-525	-52	0
May	980	2,491	872
June	1,863	2,950	1,900
July	2,680	4,460	2,722
August	4,053	5,699	3,354
September	5,995	6,168	4,413
October	6,890	7,851	5,534
November	8,738	9,001	7,957
December	9,833	9,001	9,370
January	10,191	10,645	12,037
February	11,528	12,326	13,783
March	12,585	13,436	15,082
April	12,585	15,664	
May	12,598	15,664	
June	12,598	15,685	

QUALITY (rolling 12 month period)

	Contract Quantity	Contract Base Number	Contract *	Area Team	Region	England
% of all assessments that were assess and fit appliances (case starts)	792	1,610	49.2%	56.9%	62.5%	60.1%
% of all assessments that were assess and refuse	250	1,610	15.5%	14.5%	10.1%	11.3%
% of all assessments that were assess and review	568	1,610	35.3%	28.6%	27.4%	28.6%
% of case starts with a reported IOTN of 3 and Aesthetic Component of 5 or below	0	792	N/A	0.3%	0.1%	0.1%
% of case starts with a reported IOTN of 3 and Aesthetic Component of 6 or above	47	792	5.9%	4.6%	3.4%	4.1%
% of case starts with a reported IOTN of 4	583	792	73.6%	76.1%	77.7%	77.7%
% of case starts with a reported IOTN of 5	161	792	20.3%	18.1%	17.4%	16.8 %
% of concluded courses in receipt of dual-arch fixed appliances	546	615	88.8%	74.2%	73.0%	73.8%
% of concluded courses where treatment was abandoned or discontinued	37	615	6.0%	7.9%	6.3%	7.0%
% of patients satisfied with the treatment they have received	23	23	100.0%	94.8%	96.0%	96.0%

* Figures in italics indicate that the base number is less than 100.

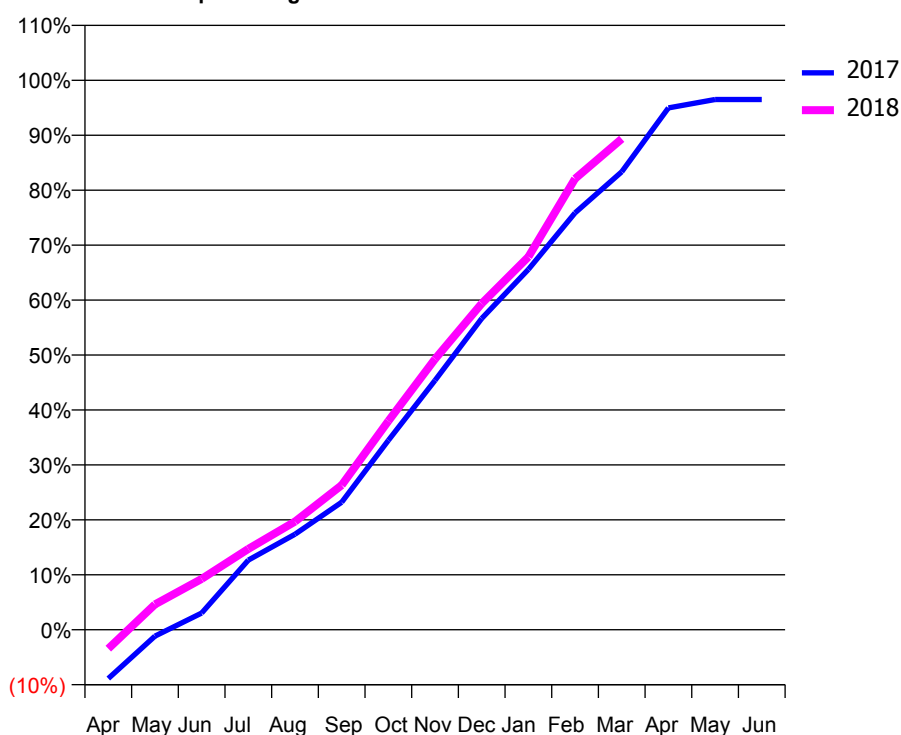
Q70 - Vital Signs Orthodontic At a Glance Contract Report for 129992/0013 - March 2018

Name or company name	Somerset Partnership NHS Foundation Trust	17/18 Contracted general activity (UDA)	0
Contract type name	PDS Contract	Carry forward general activity (UDA)	0
Purpose of contract	Orthodontic	17/18 Contracted orthodontic activity (UOA)	5,500
Contract start date	01/04/2015	Carry forward orthodontic activity (UOA)	193
Contract end date	12/09/2018	Baseline contract value	£336,098.33

ACCESS	Contract	England and Wales
24 month ratio of assessments to patient IDs	1.02	1.04

ACTIVITY	Contract
Contract assess and fit appliances (case starts) as a percentage of Area Team case starts	3.2 %

Cumulative percentage of contracted UOA delivered 2017 & 2018



Month	Adjusted Scheduled Activity (UOA)		
	2016	2017	2018
April	0	-489	-190
May	1	-65	254
June	1	167	509
July	4	698	809
August	17	956	1,083
September	20	1,277	1,447
October	21	1,896	2,089
November	21	2,497	2,710
December	763	3,116	3,265
January	807	3,607	3,733
February	2,734	4,173	4,514
March	3,526	4,584	4,914
April	4,437	5,223	
May	4,458	5,307	
June	4,459	5,307	

QUALITY (rolling 12 month period)

	Contract Quantity	Contract Base Number	Contract *	Area Team	Region	England
% of all assessments that were assess and fit appliances (case starts)	283	351	80.6%	56.9%	62.5%	60.1%
% of all assessments that were assess and refuse	36	351	10.3%	14.5%	10.1%	11.3%
% of all assessments that were assess and review	32	351	9.1%	28.6%	27.4%	28.6%
% of case starts with a reported IOTN of 3 and Aesthetic Component of 5 or below	0	283	N/A	0.3%	0.1%	0.1%
% of case starts with a reported IOTN of 3 and Aesthetic Component of 6 or above	6	283	2.1%	4.6%	3.4%	4.1%
% of case starts with a reported IOTN of 4	204	283	72.1%	76.1%	77.7%	77.7%
% of case starts with a reported IOTN of 5	70	283	24.7%	18.1%	17.4%	16.8 %
% of concluded courses in receipt of dual-arch fixed appliances	14	35	40.0%	74.2%	73.0%	73.8%
% of concluded courses where treatment was abandoned or discontinued	17	35	48.6%	7.9%	6.3%	7.0%
% of patients satisfied with the treatment they have received	14	14	100.0%	94.8%	96.0%	96.0%

* Figures in italics indicate that the base number is less than 100.

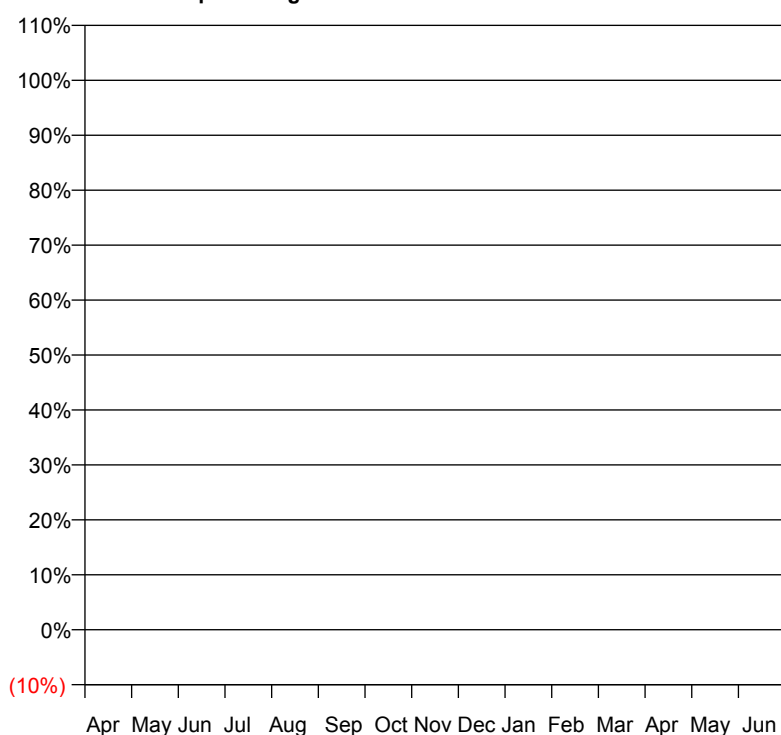
Q70 - Vital Signs Orthodontic At a Glance Contract Report for 129992/0014 - March 2018

Name or company name	Somerset Partnership NHS Foundation Trust	17/18 Contracted general activity (UDA)	0
Contract type name	PDS Contract	Carry forward general activity (UDA)	0
Purpose of contract	General	17/18 Contracted orthodontic activity (UOA)	0
Contract start date	01/04/2015	Carry forward orthodontic activity (UOA)	0
Contract end date	12/09/2018	Baseline contract value	£41,743.41

ACCESS	Contract	England and Wales
24 month ratio of assessments to patient IDs	1.00	1.04

ACTIVITY	Contract
Contract assess and fit appliances (case starts) as a percentage of Area Team case starts	0.0 %

Cumulative percentage of contracted UOA delivered 2017 & 2018



— 2017
— 2018

Month	Adjusted Scheduled Activity (UOA)		
	2016	2017	2018
April	0	0	0
May	0	0	0
June	0	0	0
July	0	0	0
August	0	0	0
September	0	0	0
October	0	0	0
November	0	0	0
December	0	0	0
January	0	0	1
February	0	0	1
March	0	0	1
April	0	0	
May	0	0	
June	0	0	

QUALITY (rolling 12 month period)

	Contract Quantity	Contract Base Number	Contract *	Area Team	Region	England
% of all assessments that were assess and fit appliances (case starts)	0	1	0.0%	56.9%	62.5%	60.1%
% of all assessments that were assess and refuse	0	1	0.0%	14.5%	10.1%	11.3%
% of all assessments that were assess and review	1	1	100.0%	28.6%	27.4%	28.6%
% of case starts with a reported IOTN of 3 and Aesthetic Component of 5 or below	0	0	N/A	0.3%	0.1%	0.1%
% of case starts with a reported IOTN of 3 and Aesthetic Component of 6 or above	0	0	N/A	4.6%	3.4%	4.1%
% of case starts with a reported IOTN of 4	0	0	N/A	76.1%	77.7%	77.7%
% of case starts with a reported IOTN of 5	0	0	N/A	18.1%	17.4%	16.8 %
% of concluded courses in receipt of dual-arch fixed appliances	0	0	N/A	74.2%	73.0%	73.8%
% of concluded courses where treatment was abandoned or discontinued	0	0	N/A	7.9%	6.3%	7.0%
% of patients satisfied with the treatment they have received	0	0	N/A	94.8%	96.0%	96.0%

* Figures in italics indicate that the base number is less than 100.

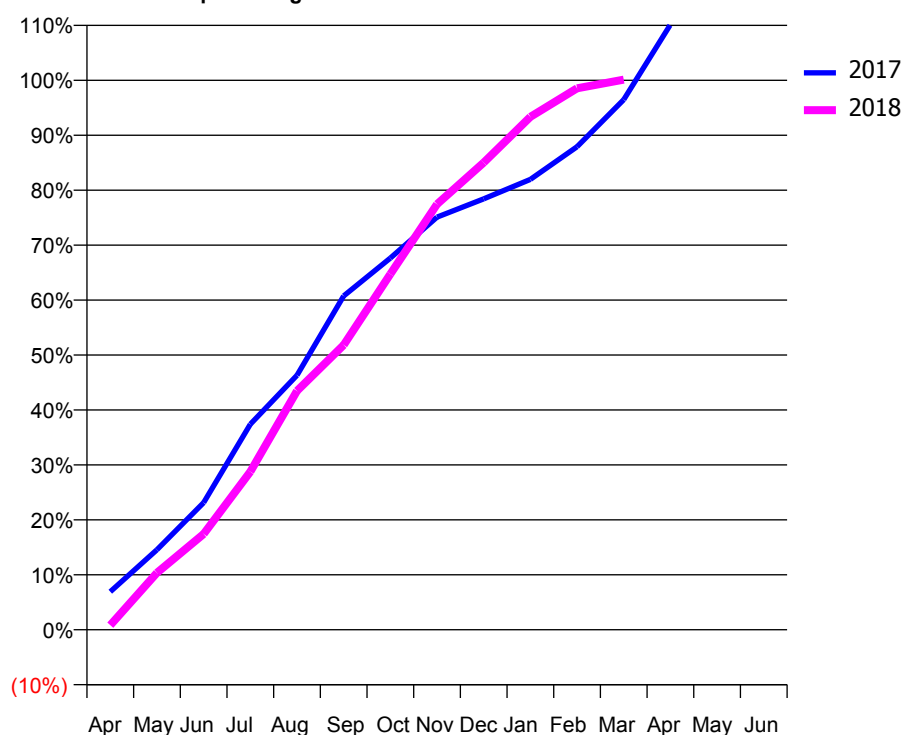
Q70 - Vital Signs Orthodontic At a Glance Contract Report for 138304/0001 - March 2018

Name or company name	Mrs P Wilson	17/18 Contracted general activity (UDA)	0
Contract type name	PDS Contract	Carry forward general activity (UDA)	0
Purpose of contract	Orthodontic	17/18 Contracted orthodontic activity (UOA)	10,709
Contract start date	23/04/2012	Carry forward orthodontic activity (UOA)	0
Contract end date	31/03/2019	Baseline contract value	£630,337.94

ACCESS	Contract	England and Wales
24 month ratio of assessments to patient IDs	1.01	1.04

ACTIVITY	Contract
Contract assess and fit appliances (case starts) as a percentage of Area Team case starts	6.8 %

Cumulative percentage of contracted UOA delivered 2017 & 2018



Month	Adjusted Scheduled Activity (UOA)		
	2016	2017	2018
April	-19	741	89
May	2,093	1,561	1,111
June	3,317	2,478	1,867
July	5,004	4,007	3,080
August	5,481	4,961	4,655
September	6,774	6,507	5,549
October	7,991	7,243	6,931
November	8,569	8,041	8,293
December	8,923	8,397	9,104
January	9,082	8,776	9,997
February	9,642	9,413	10,553
March	10,322	10,332	10,721
April	10,774	11,793	
May	10,775	12,066	
June	10,775	12,066	

QUALITY (rolling 12 month period)

	Contract Quantity	Contract Base Number	Contract *	Area Team	Region	England
% of all assessments that were assess and fit appliances (case starts)	604	736	82.1%	56.9%	62.5%	60.1%
% of all assessments that were assess and refuse	45	736	6.1%	14.5%	10.1%	11.3%
% of all assessments that were assess and review	87	736	11.8%	28.6%	27.4%	28.6%
% of case starts with a reported IOTN of 3 and Aesthetic Component of 5 or below	0	604	N/A	0.3%	0.1%	0.1%
% of case starts with a reported IOTN of 3 and Aesthetic Component of 6 or above	30	604	5.0%	4.6%	3.4%	4.1%
% of case starts with a reported IOTN of 4	463	604	76.7%	76.1%	77.7%	77.7%
% of case starts with a reported IOTN of 5	111	604	18.4%	18.1%	17.4%	16.8 %
% of concluded courses in receipt of dual-arch fixed appliances	425	492	86.4%	74.2%	73.0%	73.8%
% of concluded courses where treatment was abandoned or discontinued	42	492	8.5%	7.9%	6.3%	7.0%
% of patients satisfied with the treatment they have received	21	21	100.0%	94.8%	96.0%	96.0%

* Figures in italics indicate that the base number is less than 100.

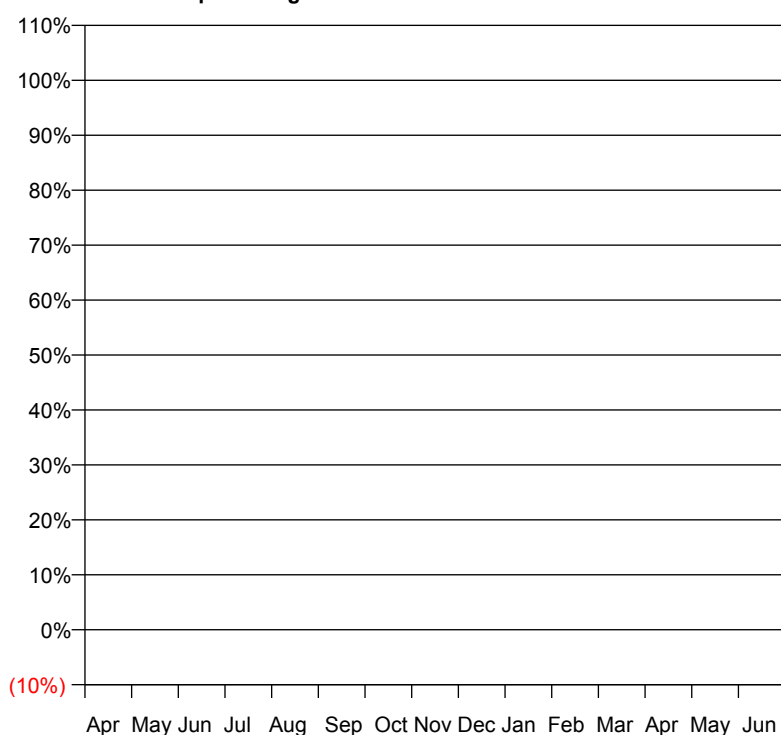
Q70 - Vital Signs Orthodontic At a Glance Contract Report for 138622/0002 - March 2018

Name or company name	Weymouth and Bridges Dental Practice Partnership	17/18 Contracted general activity (UDA)	18,500
Contract type name	GDS Contract	Carry forward general activity (UDA)	0
Purpose of contract	General	17/18 Contracted orthodontic activity (UOA)	0
Contract start date	01/04/2006	Carry forward orthodontic activity (UOA)	0
Contract end date	31/03/2018	Baseline contract value	£447,953.44

ACCESS	Contract	England and Wales
24 month ratio of assessments to patient IDs	1.00	1.04

ACTIVITY	Contract
Contract assess and fit appliances (case starts) as a percentage of Area Team case starts	0.0 %

Cumulative percentage of contracted UOA delivered 2017 & 2018



Month	Adjusted Scheduled Activity (UOA)		
	2016	2017	2018
April	0	0	0
May	0	0	0
June	0	0	0
July	0	0	0
August	0	0	0
September	0	0	0
October	0	0	0
November	0	0	0
December	0	0	1
January	0	0	1
February	0	0	1
March	0	0	1
April	0	0	
May	0	0	
June	0	0	

QUALITY (rolling 12 month period)

	Contract Quantity	Contract Base Number	Contract *	Area Team	Region	England
% of all assessments that were assess and fit appliances (case starts)	0	1	0.0%	56.9%	62.5%	60.1%
% of all assessments that were assess and refuse	0	1	0.0%	14.5%	10.1%	11.3%
% of all assessments that were assess and review	1	1	100.0%	28.6%	27.4%	28.6%
% of case starts with a reported IOTN of 3 and Aesthetic Component of 5 or below	0	0	N/A	0.3%	0.1%	0.1%
% of case starts with a reported IOTN of 3 and Aesthetic Component of 6 or above	0	0	N/A	4.6%	3.4%	4.1%
% of case starts with a reported IOTN of 4	0	0	N/A	76.1%	77.7%	77.7%
% of case starts with a reported IOTN of 5	0	0	N/A	18.1%	17.4%	16.8 %
% of concluded courses in receipt of dual-arch fixed appliances	0	0	N/A	74.2%	73.0%	73.8%
% of concluded courses where treatment was abandoned or discontinued	0	0	N/A	7.9%	6.3%	7.0%
% of patients satisfied with the treatment they have received	0	0	N/A	94.8%	96.0%	96.0%

* Figures in italics indicate that the base number is less than 100.

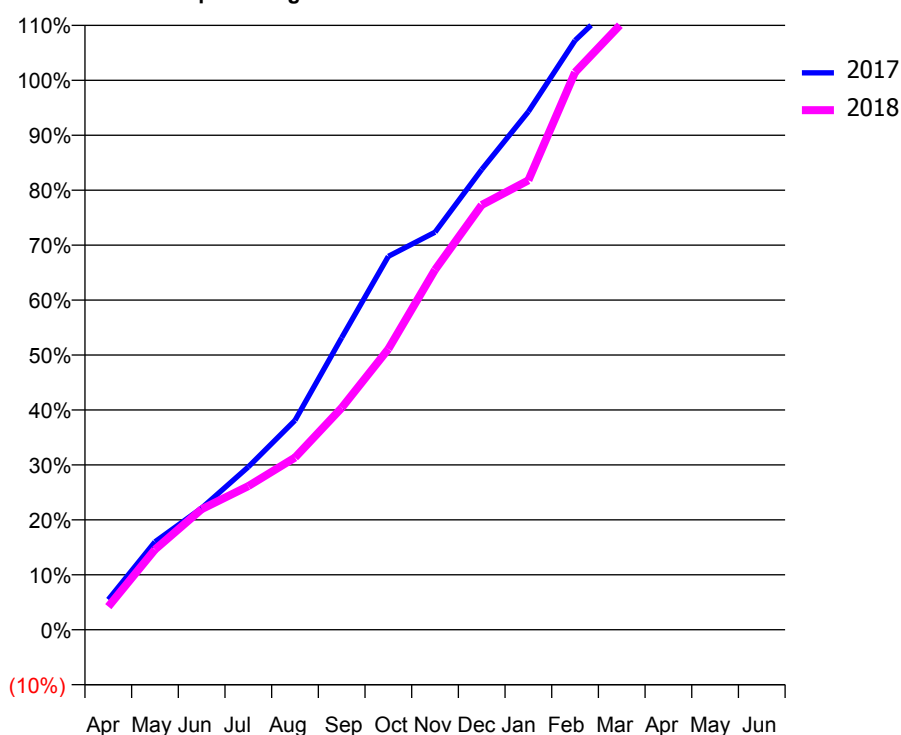
Q70 - Vital Signs Orthodontic At a Glance Contract Report for 139165/0002 - March 2018

Name or company name	Smile Dental Care Limited	17/18 Contracted general activity (UDA)	0
Contract type name	PDS Contract	Carry forward general activity (UDA)	0
Purpose of contract	Orthodontic	17/18 Contracted orthodontic activity (UOA)	2,000
Contract start date	01/04/2009	Carry forward orthodontic activity (UOA)	0
Contract end date	31/03/2019	Baseline contract value	£119,318.84

ACCESS	Contract	England and Wales
24 month ratio of assessments to patient IDs	1.05	1.04

ACTIVITY	Contract
Contract assess and fit appliances (case starts) as a percentage of Area Team case starts	1.2 %

Cumulative percentage of contracted UOA delivered 2017 & 2018



Month	Adjusted Scheduled Activity (UOA)		
	2016	2017	2018
April	-564	110	84
May	-507	320	292
June	-390	443	439
July	-105	593	523
August	11	762	627
September	290	1,063	808
October	514	1,359	1,022
November	803	1,447	1,310
December	1,119	1,675	1,546
January	1,209	1,886	1,636
February	1,530	2,145	2,029
March	1,783	2,305	2,207
April	1,998	2,410	
May	1,998	2,410	
June	1,998	2,411	

QUALITY (rolling 12 month period)

	Contract Quantity	Contract Base Number	Contract *	Area Team	Region	England
% of all assessments that were assess and fit appliances (case starts)	105	259	40.5%	56.9%	62.5%	60.1%
% of all assessments that were assess and refuse	94	259	36.3%	14.5%	10.1%	11.3%
% of all assessments that were assess and review	60	259	23.2%	28.6%	27.4%	28.6%
% of case starts with a reported IOTN of 3 and Aesthetic Component of 5 or below	0	105	N/A	0.3%	0.1%	0.1%
% of case starts with a reported IOTN of 3 and Aesthetic Component of 6 or above	4	105	3.8%	4.6%	3.4%	4.1%
% of case starts with a reported IOTN of 4	82	105	78.1%	76.1%	77.7%	77.7%
% of case starts with a reported IOTN of 5	17	105	16.2%	18.1%	17.4%	16.8 %
% of concluded courses in receipt of dual-arch fixed appliances	96	134	71.6%	74.2%	73.0%	73.8%
% of concluded courses where treatment was abandoned or discontinued	17	134	12.7%	7.9%	6.3%	7.0%
% of patients satisfied with the treatment they have received	3	3	100.0%	94.8%	96.0%	96.0%

* Figures in italics indicate that the base number is less than 100.

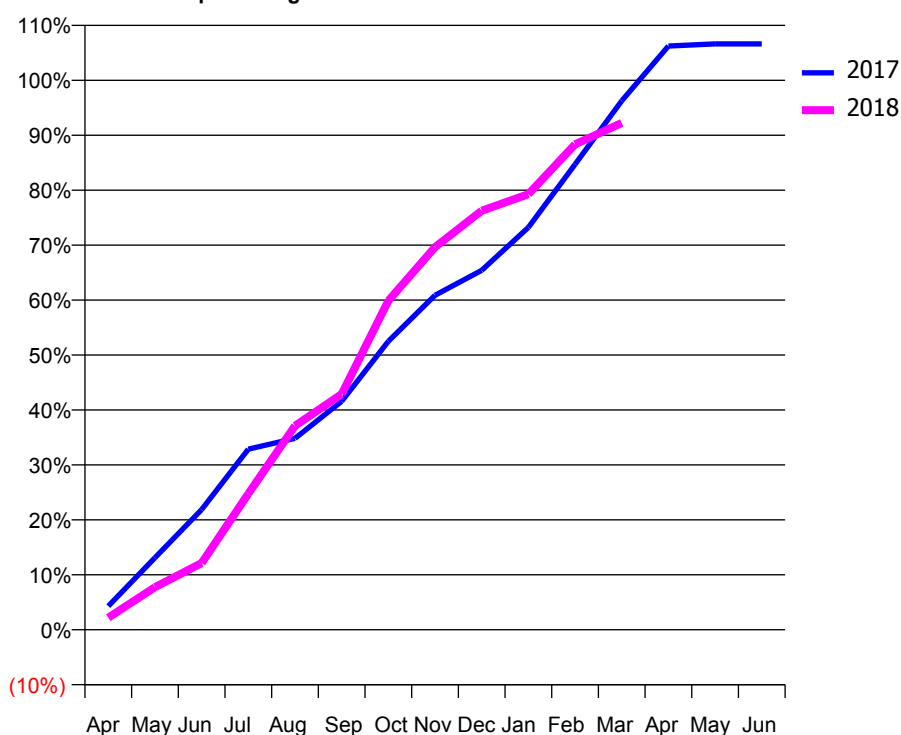
Q70 - Vital Signs Orthodontic At a Glance Contract Report for 151904/0001 - March 2018

Name or company name	Only Orthodontics	17/18 Contracted general activity (UDA)	0
Contract type name	PDS Contract	Carry forward general activity (UDA)	0
Purpose of contract	Orthodontic	17/18 Contracted orthodontic activity (UOA)	11,190
Contract start date	01/04/2006	Carry forward orthodontic activity (UOA)	0
Contract end date	31/03/2026	Baseline contract value	£733,900.27

ACCESS	Contract	England and Wales
24 month ratio of assessments to patient IDs	1.00	1.04

ACTIVITY	Contract
Contract assess and fit appliances (case starts) as a percentage of Area Team case starts	6.0 %

Cumulative percentage of contracted UOA delivered 2017 & 2018



Month	Adjusted Scheduled Activity (UOA)		
	2016	2017	2018
April	-681	481	247
May	920	1,468	869
June	1,766	2,448	1,359
July	4,044	3,678	2,771
August	4,535	3,899	4,154
September	4,675	4,654	4,800
October	4,731	5,875	6,700
November	5,278	6,812	7,792
December	6,317	7,320	8,532
January	7,437	8,193	8,870
February	9,705	9,478	9,886
March	10,419	10,771	10,321
April	10,654	11,887	
May	11,215	11,930	
June	11,215	11,930	

QUALITY (rolling 12 month period)

	Contract Quantity	Contract Base Number	Contract *	Area Team	Region	England
% of all assessments that were assess and fit appliances (case starts)	529	1,023	51.7%	56.9%	62.5%	60.1%
% of all assessments that were assess and refuse	124	1,023	12.1%	14.5%	10.1%	11.3%
% of all assessments that were assess and review	370	1,023	36.2%	28.6%	27.4%	28.6%
% of case starts with a reported IOTN of 3 and Aesthetic Component of 5 or below	14	529	2.6%	0.3%	0.1%	0.1%
% of case starts with a reported IOTN of 3 and Aesthetic Component of 6 or above	22	529	4.2%	4.6%	3.4%	4.1%
% of case starts with a reported IOTN of 4	405	529	76.6%	76.1%	77.7%	77.7%
% of case starts with a reported IOTN of 5	84	529	15.9%	18.1%	17.4%	16.8 %
% of concluded courses in receipt of dual-arch fixed appliances	569	678	83.9%	74.2%	73.0%	73.8%
% of concluded courses where treatment was abandoned or discontinued	40	678	5.9%	7.9%	6.3%	7.0%
% of patients satisfied with the treatment they have received	13	14	92.9%	94.8%	96.0%	96.0%

* Figures in italics indicate that the base number is less than 100.

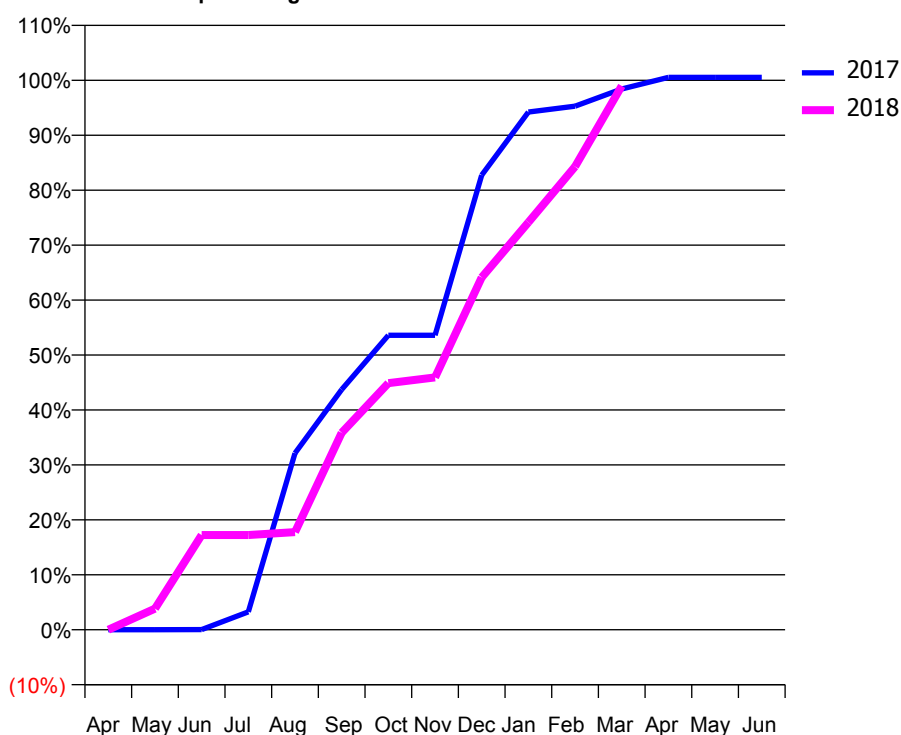
Q70 - Vital Signs Orthodontic At a Glance Contract Report for 151904/0002 - March 2018

Name or company name	Only Orthodontics	17/18 Contracted general activity (UDA)	0
Contract type name	PDS Contract	Carry forward general activity (UDA)	0
Purpose of contract	Orthodontic	17/18 Contracted orthodontic activity (UOA)	4,000
Contract start date	01/04/2015	Carry forward orthodontic activity (UOA)	0
Contract end date	31/03/2019	Baseline contract value	£239,138.82

ACCESS	Contract	England and Wales
24 month ratio of assessments to patient IDs	1.00	1.04

ACTIVITY	Contract
Contract assess and fit appliances (case starts) as a percentage of Area Team case starts	2.1 %

Cumulative percentage of contracted UOA delivered 2017 & 2018



Month	Adjusted Scheduled Activity (UOA)		
	2016	2017	2018
April	0	0	0
May	0	0	154
June	0	1	690
July	0	131	690
August	172	1,286	711
September	1,132	1,749	1,434
October	1,909	2,144	1,795
November	2,991	2,144	1,837
December	3,684	3,310	2,565
January	4,000	3,769	2,966
February	4,000	3,811	3,372
March	4,000	3,937	3,959
April	4,000	4,021	
May	4,000	4,021	
June	4,000	4,021	

QUALITY (rolling 12 month period)

	Contract Quantity	Contract Base Number	Contract *	Area Team	Region	England
% of all assessments that were assess and fit appliances (case starts)	189	378	50.0%	56.9%	62.5%	60.1%
% of all assessments that were assess and refuse	58	378	15.3%	14.5%	10.1%	11.3%
% of all assessments that were assess and review	131	378	34.7%	28.6%	27.4%	28.6%
% of case starts with a reported IOTN of 3 and Aesthetic Component of 5 or below	2	189	1.1%	0.3%	0.1%	0.1%
% of case starts with a reported IOTN of 3 and Aesthetic Component of 6 or above	4	189	2.1%	4.6%	3.4%	4.1%
% of case starts with a reported IOTN of 4	156	189	82.5%	76.1%	77.7%	77.7%
% of case starts with a reported IOTN of 5	26	189	13.8%	18.1%	17.4%	16.8 %
% of concluded courses in receipt of dual-arch fixed appliances	67	72	93.1%	74.2%	73.0%	73.8%
% of concluded courses where treatment was abandoned or discontinued	2	72	2.8%	7.9%	6.3%	7.0%
% of patients satisfied with the treatment they have received	3	4	75.0%	94.8%	96.0%	96.0%

* Figures in italics indicate that the base number is less than 100.

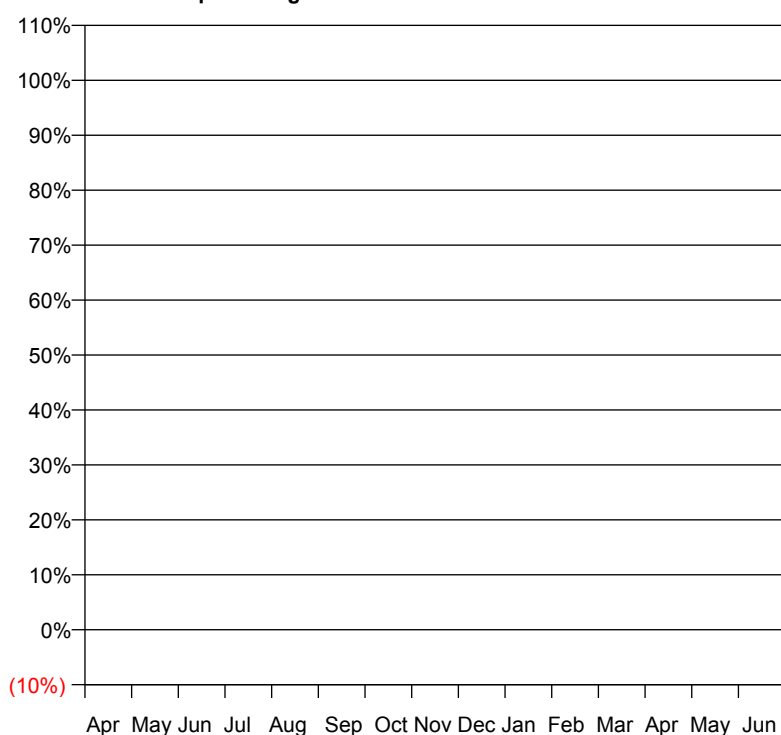
Q70 - Vital Signs Orthodontic At a Glance Contract Report for 155020/0001 - March 2018

Name or company name	Old Christchurch Road Partnership	17/18 Contracted general activity (UDA)	15,383
Contract type name	GDS Contract	Carry forward general activity (UDA)	0
Purpose of contract	General	17/18 Contracted orthodontic activity (UOA)	0
Contract start date	01/04/2006	Carry forward orthodontic activity (UOA)	0
Contract end date		Baseline contract value	£462,497.12

ACCESS	Contract	England and Wales
24 month ratio of assessments to patient IDs	1.00	1.04

ACTIVITY	Contract
Contract assess and fit appliances (case starts) as a percentage of Area Team case starts	0.0 %

Cumulative percentage of contracted UOA delivered 2017 & 2018



Month	Adjusted Scheduled Activity (UOA)		
	2016	2017	2018
April	0	0	0
May	0	0	0
June	0	0	0
July	0	0	0
August	0	0	0
September	0	0	0
October	0	0	0
November	0	0	0
December	0	0	0
January	0	0	0
February	0	0	1
March	0	0	1
April	0	0	
May	0	0	
June	0	0	

QUALITY (rolling 12 month period)

	Contract Quantity	Contract Base Number	Contract *	Area Team	Region	England
% of all assessments that were assess and fit appliances (case starts)	0	1	0.0%	56.9%	62.5%	60.1%
% of all assessments that were assess and refuse	0	1	0.0%	14.5%	10.1%	11.3%
% of all assessments that were assess and review	1	1	100.0%	28.6%	27.4%	28.6%
% of case starts with a reported IOTN of 3 and Aesthetic Component of 5 or below	0	0	N/A	0.3%	0.1%	0.1%
% of case starts with a reported IOTN of 3 and Aesthetic Component of 6 or above	0	0	N/A	4.6%	3.4%	4.1%
% of case starts with a reported IOTN of 4	0	0	N/A	76.1%	77.7%	77.7%
% of case starts with a reported IOTN of 5	0	0	N/A	18.1%	17.4%	16.8 %
% of concluded courses in receipt of dual-arch fixed appliances	0	0	N/A	74.2%	73.0%	73.8%
% of concluded courses where treatment was abandoned or discontinued	0	0	N/A	7.9%	6.3%	7.0%
% of patients satisfied with the treatment they have received	0	0	N/A	94.8%	96.0%	96.0%

* Figures in italics indicate that the base number is less than 100.

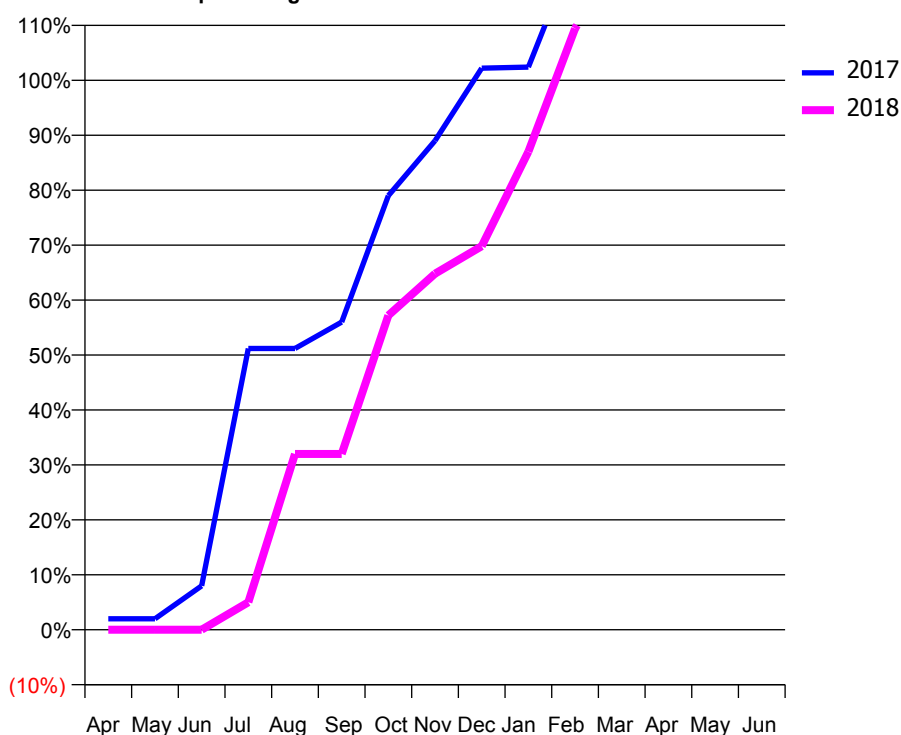
Q70 - Vital Signs Orthodontic At a Glance Contract Report for 169269/0001 - March 2018

Name or company name	Pasadena Dental Practice Ltd	17/18 Contracted general activity (UDA)	15,000
Contract type name	GDS Contract	Carry forward general activity (UDA)	0
Purpose of contract	Orthodontic	17/18 Contracted orthodontic activity (UOA)	500
Contract start date	29/09/2007	Carry forward orthodontic activity (UOA)	0
Contract end date		Baseline contract value	£405,369.00

ACCESS	Contract	England and Wales
24 month ratio of assessments to patient IDs	1.08	1.04

ACTIVITY	Contract
Contract assess and fit appliances (case starts) as a percentage of Area Team case starts	0.4 %

Cumulative percentage of contracted UOA delivered 2017 & 2018



Month	Adjusted Scheduled Activity (UOA)		
	2016	2017	2018
April	-92	10	0
May	-92	10	0
June	-92	40	0
July	72	256	25
August	72	256	160
September	153	280	160
October	153	395	286
November	221	445	324
December	317	511	349
January	365	512	435
February	384	618	547
March	474	620	614
April	526	854	
May	526	854	
June	530	854	

QUALITY (rolling 12 month period)	Contract Quantity	Contract Base Number	Contract *	Area Team	Region	England
% of all assessments that were assess and fit appliances (case starts)	37	111	33.3%	56.9%	62.5%	60.1%
% of all assessments that were assess and refuse	11	111	9.9%	14.5%	10.1%	11.3%
% of all assessments that were assess and review	63	111	56.8%	28.6%	27.4%	28.6%
% of case starts with a reported IOTN of 3 and Aesthetic Component of 5 or below	0	37	<i>N/A</i>	0.3%	0.1%	0.1%
% of case starts with a reported IOTN of 3 and Aesthetic Component of 6 or above	2	37	<i>5.4%</i>	4.6%	3.4%	4.1%
% of case starts with a reported IOTN of 4	26	37	<i>70.3%</i>	76.1%	77.7%	77.7%
% of case starts with a reported IOTN of 5	4	37	<i>10.8%</i>	18.1%	17.4%	16.8%
% of concluded courses in receipt of dual-arch fixed appliances	1	18	<i>5.6%</i>	74.2%	73.0%	73.8%
% of concluded courses where treatment was abandoned or discontinued	3	18	<i>16.7%</i>	7.9%	6.3%	7.0%
% of patients satisfied with the treatment they have received	2	3	<i>66.7%</i>	94.8%	96.0%	96.0%

* Figures in italics indicate that the base number is less than 100.

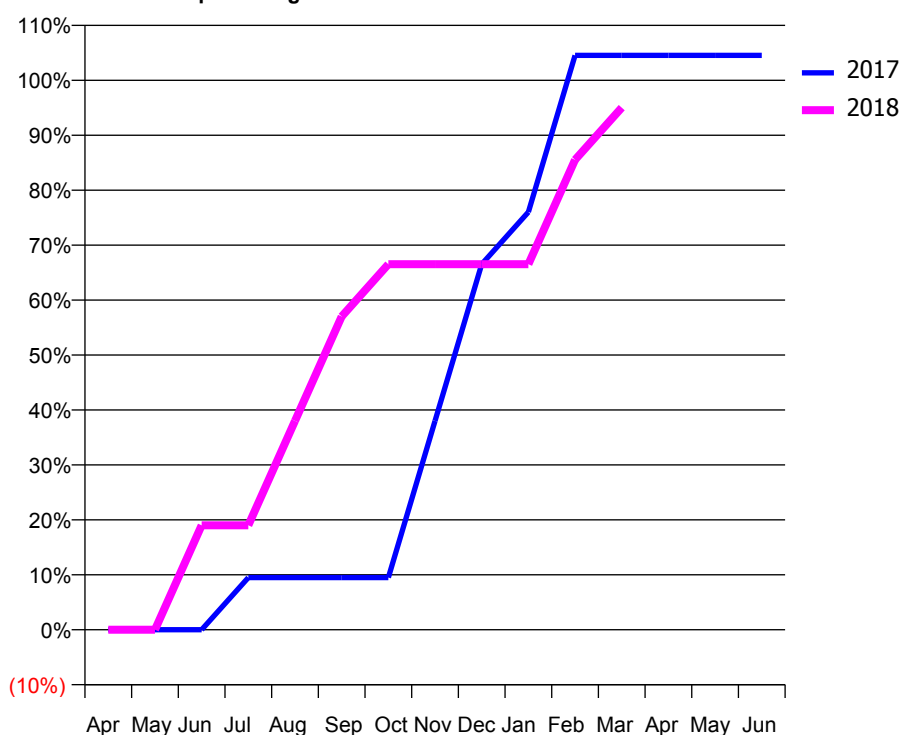
Q70 - Vital Signs Orthodontic At a Glance Contract Report for 170046/0001 - March 2018

Name or company name	Mr T Darling	17/18 Contracted general activity (UDA)	13,766
Contract type name	GDS Contract	Carry forward general activity (UDA)	64
Purpose of contract	General and Orthodontic	17/18 Contracted orthodontic activity (UOA)	221
Contract start date	01/12/2012	Carry forward orthodontic activity (UOA)	0
Contract end date		Baseline contract value	£349,656.57

ACCESS	Contract	England and Wales
24 month ratio of assessments to patient IDs	1.00	1.04

ACTIVITY	Contract
Contract assess and fit appliances (case starts) as a percentage of Area Team case starts	0.1 %

Cumulative percentage of contracted UOA delivered 2017 & 2018



Month	Adjusted Scheduled Activity (UOA)		
	2016	2017	2018
April	-2	0	0
May	-2	0	0
June	-2	0	42
July	-2	21	42
August	-2	21	84
September	-2	21	126
October	-2	21	147
November	-2	84	147
December	19	147	147
January	19	168	147
February	40	231	189
March	124	231	210
April	208	231	
May	208	231	
June	208	231	

QUALITY (rolling 12 month period)

	Contract Quantity	Contract Base Number	Contract *	Area Team	Region	England
% of all assessments that were assess and fit appliances (case starts)	10	10	100.0%	56.9%	62.5%	60.1%
% of all assessments that were assess and refuse	0	10	0.0%	14.5%	10.1%	11.3%
% of all assessments that were assess and review	0	10	0.0%	28.6%	27.4%	28.6%
% of case starts with a reported IOTN of 3 and Aesthetic Component of 5 or below	0	10	N/A	0.3%	0.1%	0.1%
% of case starts with a reported IOTN of 3 and Aesthetic Component of 6 or above	0	10	N/A	4.6%	3.4%	4.1%
% of case starts with a reported IOTN of 4	9	10	90.0%	76.1%	77.7%	77.7%
% of case starts with a reported IOTN of 5	1	10	10.0%	18.1%	17.4%	16.8 %
% of concluded courses in receipt of dual-arch fixed appliances	5	6	83.3%	74.2%	73.0%	73.8%
% of concluded courses where treatment was abandoned or discontinued	1	6	16.7%	7.9%	6.3%	7.0%
% of patients satisfied with the treatment they have received	0	0	N/A	94.8%	96.0%	96.0%

* Figures in italics indicate that the base number is less than 100.

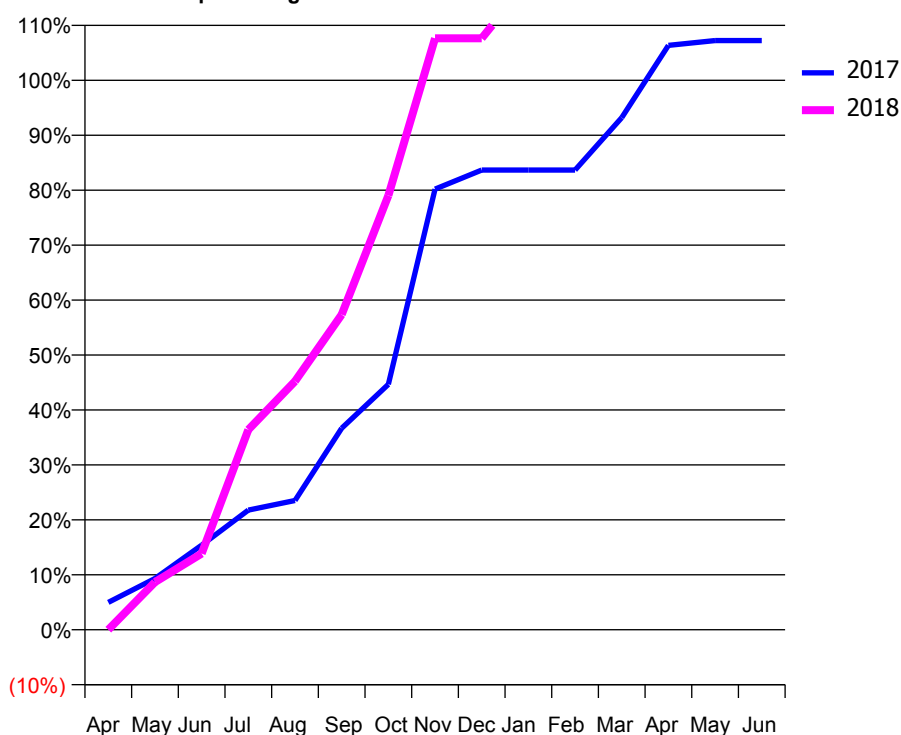
Q70 - Vital Signs Orthodontic At a Glance Contract Report for 170747/0001 - March 2018

Name or company name	Miss P Kotecha	17/18 Contracted general activity (UDA)	16,248
Contract type name	GDS Contract	Carry forward general activity (UDA)	0
Purpose of contract	Orthodontic	17/18 Contracted orthodontic activity (UOA)	2,423
Contract start date	01/12/2013	Carry forward orthodontic activity (UOA)	0
Contract end date		Baseline contract value	£583,775.73

ACCESS	Contract	England and Wales
24 month ratio of assessments to patient IDs	1.01	1.04

ACTIVITY	Contract
Contract assess and fit appliances (case starts) as a percentage of Area Team case starts	2.2 %

Cumulative percentage of contracted UOA delivered 2017 & 2018



Month	Adjusted Scheduled Activity (UOA)		
	2016	2017	2018
April	-31	121	0
May	36	226	210
June	262	373	336
July	514	528	882
August	704	570	1,096
September	888	889	1,390
October	1,390	1,082	1,915
November	1,574	1,943	2,608
December	1,766	2,027	2,608
January	1,976	2,027	2,860
February	2,294	2,027	2,839
March	2,651	2,258	3,662
April	2,714	2,577	
May	2,714	2,598	
June	2,714	2,598	

QUALITY (rolling 12 month period)

	Contract Quantity	Contract Base Number	Contract *	Area Team	Region	England
% of all assessments that were assess and fit appliances (case starts)	196	196	100.0%	56.9%	62.5%	60.1%
% of all assessments that were assess and refuse	0	196	0.0%	14.5%	10.1%	11.3%
% of all assessments that were assess and review	0	196	0.0%	28.6%	27.4%	28.6%
% of case starts with a reported IOTN of 3 and Aesthetic Component of 5 or below	0	196	N/A	0.3%	0.1%	0.1%
% of case starts with a reported IOTN of 3 and Aesthetic Component of 6 or above	1	196	0.5%	4.6%	3.4%	4.1%
% of case starts with a reported IOTN of 4	176	196	89.8%	76.1%	77.7%	77.7%
% of case starts with a reported IOTN of 5	19	196	9.7%	18.1%	17.4%	16.8 %
% of concluded courses in receipt of dual-arch fixed appliances	0	106	N/A	74.2%	73.0%	73.8%
% of concluded courses where treatment was abandoned or discontinued	0	106	0.0%	7.9%	6.3%	7.0%
% of patients satisfied with the treatment they have received	7	9	77.8%	94.8%	96.0%	96.0%

* Figures in italics indicate that the base number is less than 100.

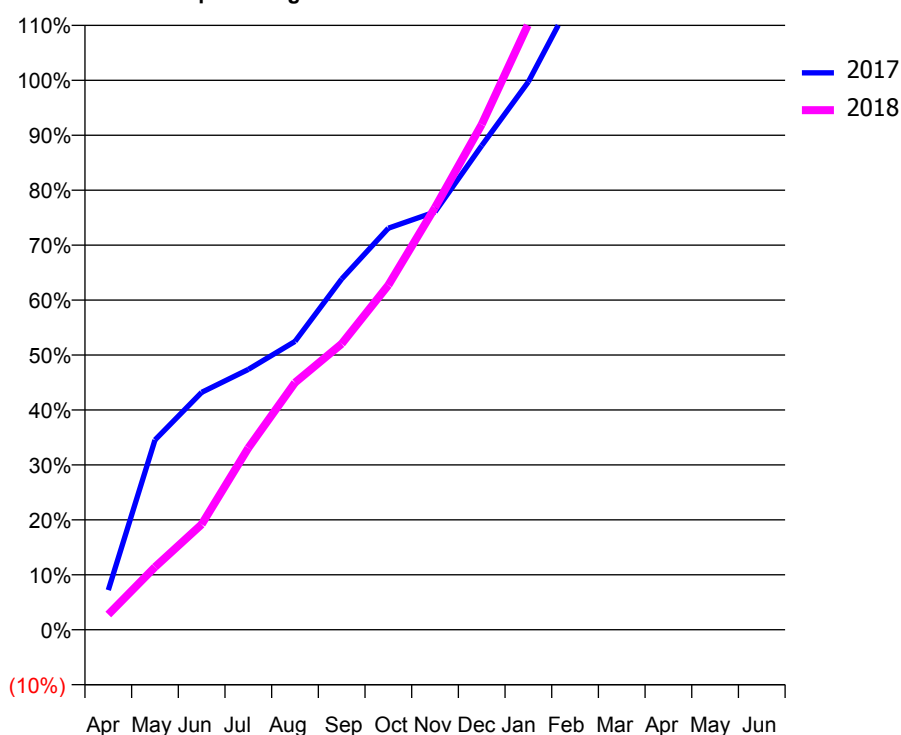
Q70 - Vital Signs Orthodontic At a Glance Contract Report for 177261/0002 - March 2018

Name or company name	Orthoworld 2000 Ltd	17/18 Contracted general activity (UDA)	0
Contract type name	PDS Contract	Carry forward general activity (UDA)	0
Purpose of contract	Orthodontic	17/18 Contracted orthodontic activity (UOA)	8,429
Contract start date	01/04/2006	Carry forward orthodontic activity (UOA)	0
Contract end date	31/03/2021	Baseline contract value	£508,539.31

ACCESS	Contract	England and Wales
24 month ratio of assessments to patient IDs	1.05	1.04

ACTIVITY	Contract
Contract assess and fit appliances (case starts) as a percentage of Area Team case starts	6.2 %

Cumulative percentage of contracted UOA delivered 2017 & 2018



Month	Adjusted Scheduled Activity (UOA)		
	2016	2017	2018
April	1,158	609	234
May	2,668	2,912	962
June	3,240	3,642	1,616
July	4,201	3,993	2,788
August	5,510	4,423	3,792
September	6,212	5,380	4,386
October	7,382	6,160	5,286
November	7,760	6,410	6,476
December	7,916	7,427	7,751
January	8,056	8,406	9,294
February	8,313	9,755	10,809
March	8,609	10,437	11,798
April	8,610	10,546	
May	8,635	10,571	
June	8,635	10,571	

QUALITY (rolling 12 month period)

	Contract Quantity	Contract Base Number	Contract *	Area Team	Region	England
% of all assessments that were assess and fit appliances (case starts)	547	1,081	50.6%	56.9%	62.5%	60.1%
% of all assessments that were assess and refuse	232	1,081	21.5%	14.5%	10.1%	11.3%
% of all assessments that were assess and review	302	1,081	27.9%	28.6%	27.4%	28.6%
% of case starts with a reported IOTN of 3 and Aesthetic Component of 5 or below	2	547	0.4%	0.3%	0.1%	0.1%
% of case starts with a reported IOTN of 3 and Aesthetic Component of 6 or above	27	547	4.9%	4.6%	3.4%	4.1%
% of case starts with a reported IOTN of 4	437	547	79.9%	76.1%	77.7%	77.7%
% of case starts with a reported IOTN of 5	80	547	14.6%	18.1%	17.4%	16.8 %
% of concluded courses in receipt of dual-arch fixed appliances	331	389	85.1%	74.2%	73.0%	73.8%
% of concluded courses where treatment was abandoned or discontinued	16	389	4.1%	7.9%	6.3%	7.0%
% of patients satisfied with the treatment they have received	13	13	100.0%	94.8%	96.0%	96.0%

* Figures in italics indicate that the base number is less than 100.

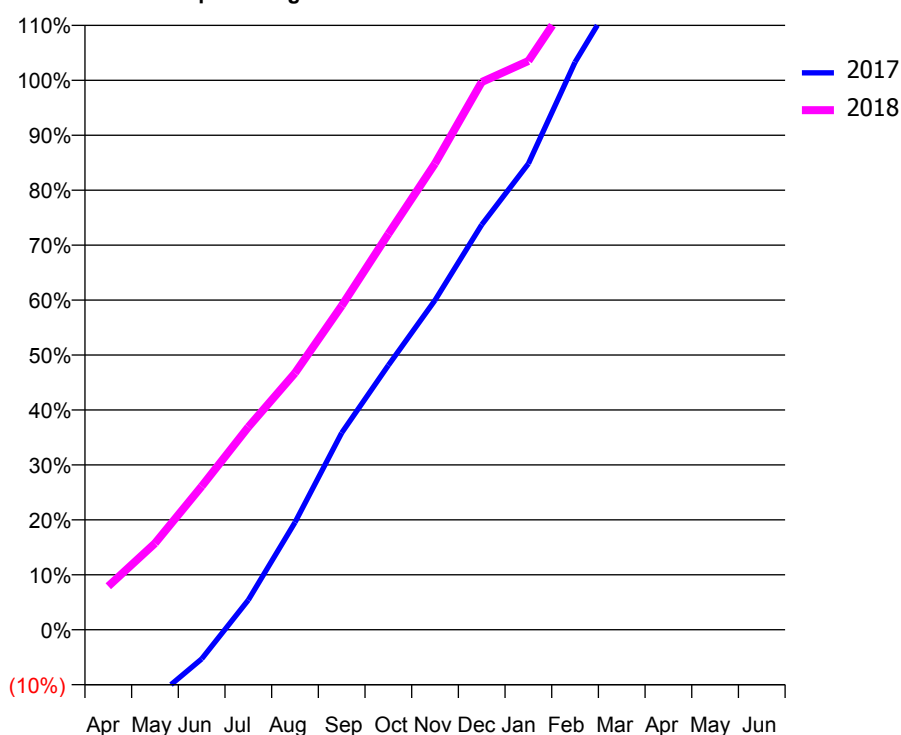
Q70 - Vital Signs Orthodontic At a Glance Contract Report for 181595/0002 - March 2018

Name or company name	Mrs F Boardman & Mr D Tehrani Yeganeh	17/18 Contracted general activity (UDA)	0
Contract type name	PDS Contract	Carry forward general activity (UDA)	0
Purpose of contract	Orthodontic	17/18 Contracted orthodontic activity (UOA)	7,684
Contract start date	01/04/2010	Carry forward orthodontic activity (UOA)	0
Contract end date	31/03/2020	Baseline contract value	£549,053.58

ACCESS	Contract	England and Wales
24 month ratio of assessments to patient IDs	1.05	1.04

ACTIVITY	Contract
Contract assess and fit appliances (case starts) as a percentage of Area Team case starts	4.9 %

Cumulative percentage of contracted UOA delivered 2017 & 2018



Month	Adjusted Scheduled Activity (UOA)		
	2016	2017	2018
April	-1,028	-1,651	609
May	-126	-957	1,210
June	361	-409	2,005
July	1,234	417	2,835
August	1,806	1,503	3,591
September	2,717	2,753	4,530
October	3,690	3,698	5,535
November	4,865	4,609	6,520
December	5,546	5,665	7,659
January	6,166	6,519	7,953
February	7,596	7,938	8,923
March	8,787	9,016	9,191
April	9,060	9,246	
May	9,180	9,263	
June	9,200	9,263	

QUALITY (rolling 12 month period)

	Contract Quantity	Contract Base Number	Contract *	Area Team	Region	England
% of all assessments that were assess and fit appliances (case starts)	438	1,055	41.5%	56.9%	62.5%	60.1%
% of all assessments that were assess and refuse	217	1,055	20.6%	14.5%	10.1%	11.3%
% of all assessments that were assess and review	400	1,055	37.9%	28.6%	27.4%	28.6%
% of case starts with a reported IOTN of 3 and Aesthetic Component of 5 or below	3	438	0.7%	0.3%	0.1%	0.1%
% of case starts with a reported IOTN of 3 and Aesthetic Component of 6 or above	43	438	9.8%	4.6%	3.4%	4.1%
% of case starts with a reported IOTN of 4	362	438	82.6%	76.1%	77.7%	77.7%
% of case starts with a reported IOTN of 5	30	438	6.8%	18.1%	17.4%	16.8%
% of concluded courses in receipt of dual-arch fixed appliances	422	468	90.2%	74.2%	73.0%	73.8%
% of concluded courses where treatment was abandoned or discontinued	36	468	7.7%	7.9%	6.3%	7.0%
% of patients satisfied with the treatment they have received	17	17	100.0%	94.8%	96.0%	96.0%

* Figures in italics indicate that the base number is less than 100.

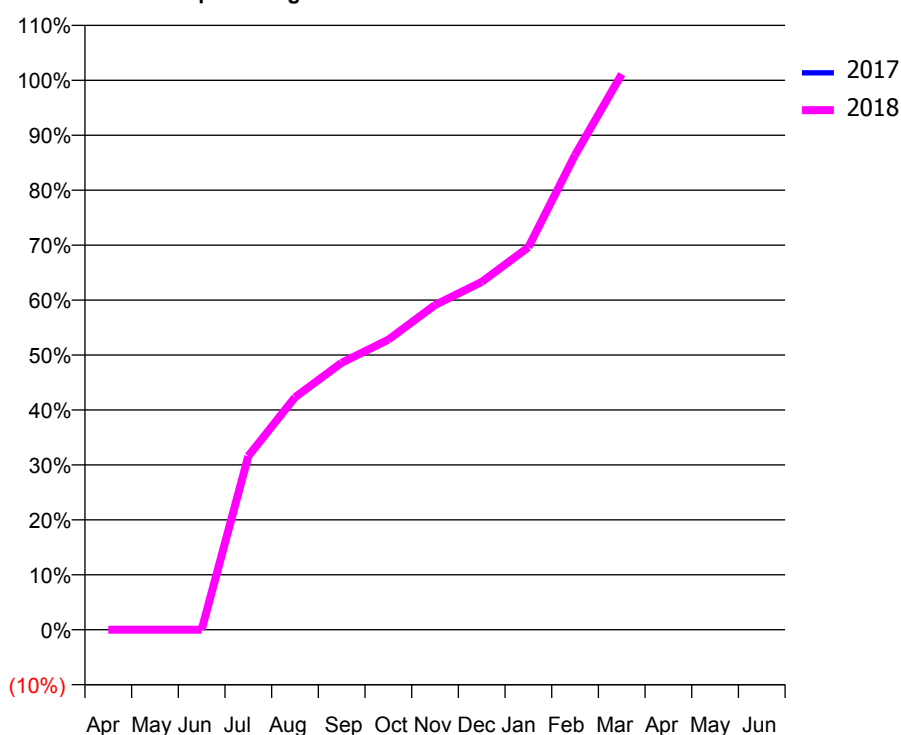
Q70 - Vital Signs Orthodontic At a Glance Contract Report for 183563/0001 - March 2018

Name or company name	Madeira Road Partnership	17/18 Contracted general activity (UDA)	11,520
Contract type name	GDS Contract	Carry forward general activity (UDA)	0
Purpose of contract	Orthodontic	17/18 Contracted orthodontic activity (UOA)	1,000
Contract start date	01/04/2006	Carry forward orthodontic activity (UOA)	0
Contract end date		Baseline contract value	£344,513.95

ACCESS	Contract	England and Wales
24 month ratio of assessments to patient IDs	1.00	1.04

ACTIVITY	Contract
Contract assess and fit appliances (case starts) as a percentage of Area Team case starts	0.5 %

Cumulative percentage of contracted UOA delivered 2017 & 2018



Month	Adjusted Scheduled Activity (UOA)		
	2016	2017	2018
April	0	0	0
May	0	0	0
June	0	0	0
July	0	0	316
August	0	0	423
September	0	0	486
October	0	0	528
November	0	0	591
December	0	0	633
January	0	0	696
February	0	0	864
March	0	0	1,011
April	0	0	
May	0	0	
June	0	0	

QUALITY (rolling 12 month period)

	Contract Quantity	Contract Base Number	Contract *	Area Team	Region	England
% of all assessments that were assess and fit appliances (case starts)	48	51	94.1%	56.9%	62.5%	60.1%
% of all assessments that were assess and refuse	3	51	5.9%	14.5%	10.1%	11.3%
% of all assessments that were assess and review	0	51	0.0%	28.6%	27.4%	28.6%
% of case starts with a reported IOTN of 3 and Aesthetic Component of 5 or below	0	48	N/A	0.3%	0.1%	0.1%
% of case starts with a reported IOTN of 3 and Aesthetic Component of 6 or above	3	48	6.3%	4.6%	3.4%	4.1%
% of case starts with a reported IOTN of 4	39	48	81.3%	76.1%	77.7%	77.7%
% of case starts with a reported IOTN of 5	6	48	12.5%	18.1%	17.4%	16.8 %
% of concluded courses in receipt of dual-arch fixed appliances	45	46	97.8%	74.2%	73.0%	73.8%
% of concluded courses where treatment was abandoned or discontinued	1	46	2.2%	7.9%	6.3%	7.0%
% of patients satisfied with the treatment they have received	1	1	100.0%	94.8%	96.0%	96.0%

* Figures in italics indicate that the base number is less than 100.

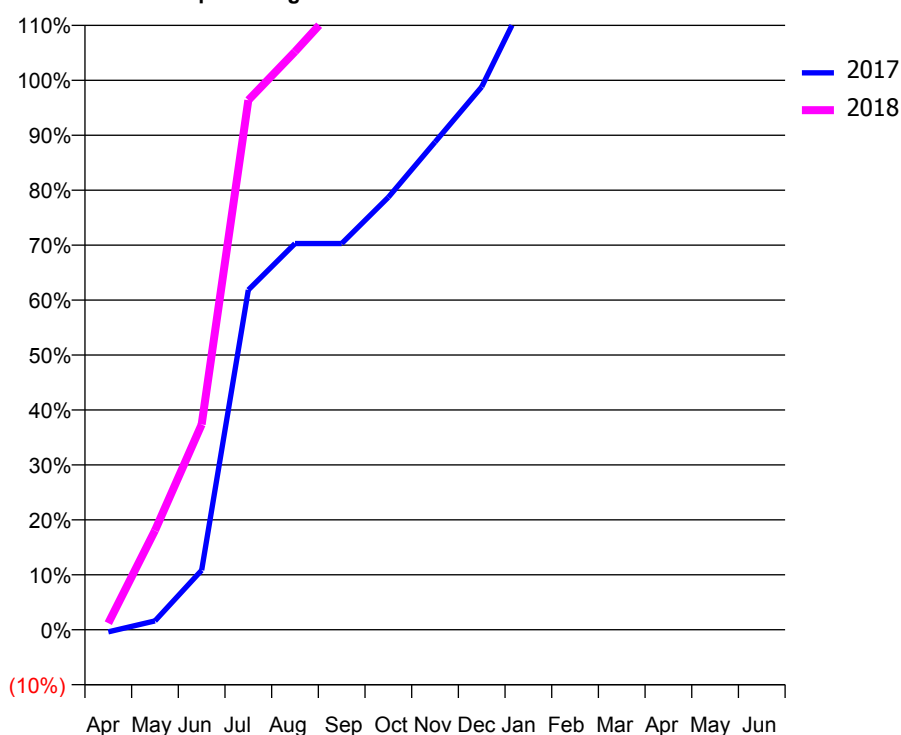
Q70 - Vital Signs Orthodontic At a Glance Contract Report for 188492/0001 - March 2018

Name or company name	Guinea Court Dental Partnership	17/18 Contracted general activity (UDA)	3,500
Contract type name	GDS Contract	Carry forward general activity (UDA)	0
Purpose of contract	Orthodontic	17/18 Contracted orthodontic activity (UOA)	249
Contract start date	01/04/2011	Carry forward orthodontic activity (UOA)	0
Contract end date		Baseline contract value	£104,307.46

ACCESS	Contract	England and Wales
24 month ratio of assessments to patient IDs	1.07	1.04

ACTIVITY	Contract
Contract assess and fit appliances (case starts) as a percentage of Area Team case starts	0.2 %

Cumulative percentage of contracted UOA delivered 2017 & 2018



Month	Adjusted Scheduled Activity (UOA)		
	2016	2017	2018
April	0	-1	3
May	45	4	45
June	45	27	93
July	203	154	240
August	203	175	262
September	203	175	285
October	224	196	285
November	224	221	285
December	245	246	285
January	246	289	327
February	246	312	330
March	248	312	311
April	248	312	
May	248	312	
June	248	312	

QUALITY (rolling 12 month period)

	Contract Quantity	Contract Base Number	Contract *	Area Team	Region	England
% of all assessments that were assess and fit appliances (case starts)	15	32	46.9%	56.9%	62.5%	60.1%
% of all assessments that were assess and refuse	2	32	6.3%	14.5%	10.1%	11.3%
% of all assessments that were assess and review	15	32	46.9%	28.6%	27.4%	28.6%
% of case starts with a reported IOTN of 3 and Aesthetic Component of 5 or below	0	15	<i>N/A</i>	0.3%	0.1%	0.1%
% of case starts with a reported IOTN of 3 and Aesthetic Component of 6 or above	0	15	<i>N/A</i>	4.6%	3.4%	4.1%
% of case starts with a reported IOTN of 4	10	15	66.7%	76.1%	77.7%	77.7%
% of case starts with a reported IOTN of 5	4	15	26.7%	18.1%	17.4%	16.8 %
% of concluded courses in receipt of dual-arch fixed appliances	0	12	<i>N/A</i>	74.2%	73.0%	73.8%
% of concluded courses where treatment was abandoned or discontinued	1	12	8.3%	7.9%	6.3%	7.0%
% of patients satisfied with the treatment they have received	0	0	<i>N/A</i>	94.8%	96.0%	96.0%

* Figures in italics indicate that the base number is less than 100.

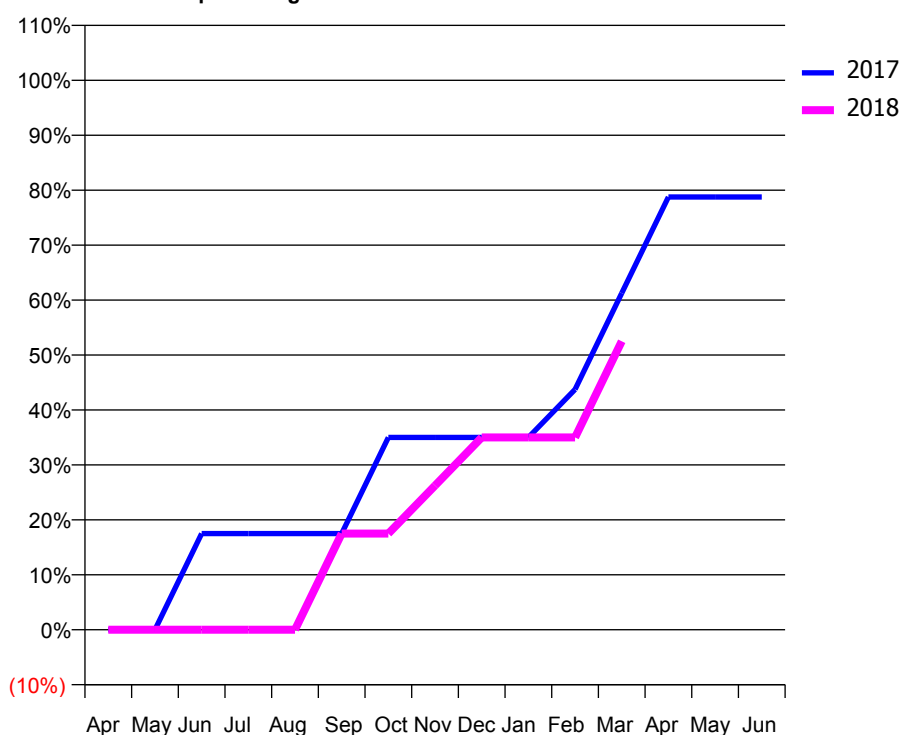
Q70 - Vital Signs Orthodontic At a Glance Contract Report for 190195/0006 - March 2018

Name or company name	Xeon Smiles UK Ltd	17/18 Contracted general activity (UDA)	4,501
Contract type name	GDS Contract	Carry forward general activity (UDA)	0
Purpose of contract	General and Orthodontic	17/18 Contracted orthodontic activity (UOA)	240
Contract start date	09/06/2008	Carry forward orthodontic activity (UOA)	0
Contract end date		Baseline contract value	£119,695.57

ACCESS	Contract	England and Wales
24 month ratio of assessments to patient IDs	1.00	1.04

ACTIVITY	Contract
Contract assess and fit appliances (case starts) as a percentage of Area Team case starts	0.1 %

Cumulative percentage of contracted UOA delivered 2017 & 2018



Month	Adjusted Scheduled Activity (UOA)		
	2016	2017	2018
April	0	0	0
May	42	0	0
June	42	42	0
July	42	42	0
August	42	42	0
September	63	42	42
October	63	84	42
November	84	84	63
December	147	84	84
January	147	84	84
February	147	105	84
March	147	147	126
April	210	189	
May	210	189	
June	210	189	

QUALITY (rolling 12 month period)

	Contract Quantity	Contract Base Number	Contract *	Area Team	Region	England
% of all assessments that were assess and fit appliances (case starts)	8	8	100.0%	56.9%	62.5%	60.1%
% of all assessments that were assess and refuse	0	8	0.0%	14.5%	10.1%	11.3%
% of all assessments that were assess and review	0	8	0.0%	28.6%	27.4%	28.6%
% of case starts with a reported IOTN of 3 and Aesthetic Component of 5 or below	0	8	N/A	0.3%	0.1%	0.1%
% of case starts with a reported IOTN of 3 and Aesthetic Component of 6 or above	1	8	12.5%	4.6%	3.4%	4.1%
% of case starts with a reported IOTN of 4	5	8	62.5%	76.1%	77.7%	77.7%
% of case starts with a reported IOTN of 5	2	8	25.0%	18.1%	17.4%	16.8 %
% of concluded courses in receipt of dual-arch fixed appliances	0	1	N/A	74.2%	73.0%	73.8%
% of concluded courses where treatment was abandoned or discontinued	0	1	0.0%	7.9%	6.3%	7.0%
% of patients satisfied with the treatment they have received	0	0	N/A	94.8%	96.0%	96.0%

* Figures in italics indicate that the base number is less than 100.

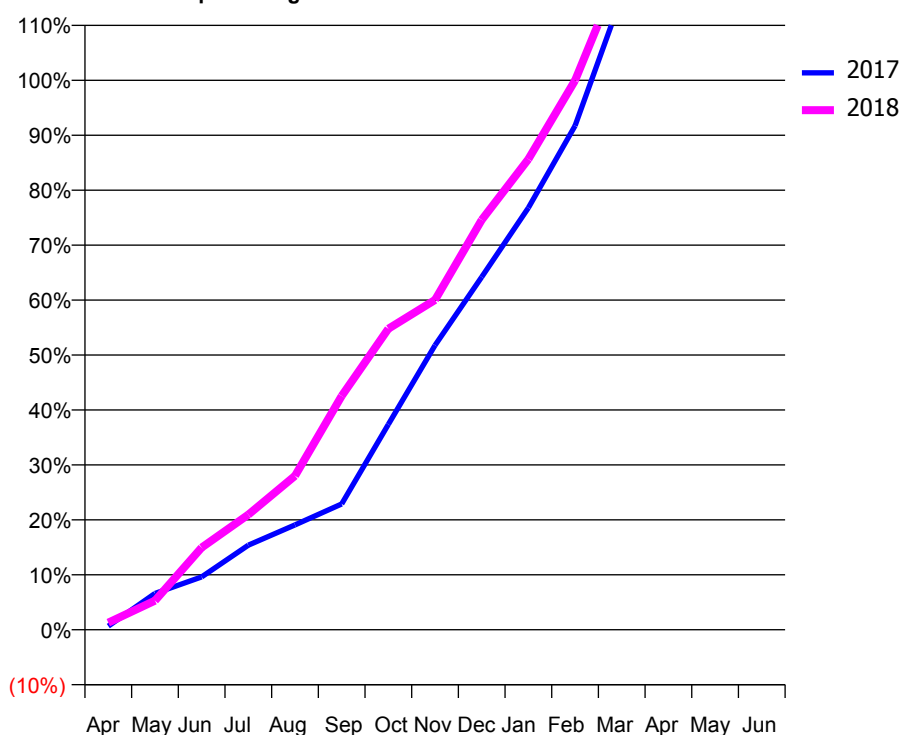
Q70 - Vital Signs Orthodontic At a Glance Contract Report for 191396/0001 - March 2018

Name or company name	Elizabeth Richardson (trading as Basingstoke Orthoc	17/18 Contracted general activity (UDA)	0
Contract type name	PDS Contract	Carry forward general activity (UDA)	0
Purpose of contract	Orthodontic	17/18 Contracted orthodontic activity (UOA)	3,473
Contract start date	01/05/2015	Carry forward orthodontic activity (UOA)	0
Contract end date	31/03/2019	Baseline contract value	£207,281.72

ACCESS	Contract	England and Wales
24 month ratio of assessments to patient IDs	1.01	1.04

ACTIVITY	Contract
Contract assess and fit appliances (case starts) as a percentage of Area Team case starts	2.2 %

Cumulative percentage of contracted UOA delivered 2017 & 2018



Month	Adjusted Scheduled Activity (UOA)		
	2016	2017	2018
April	0	23	45
May	0	230	184
June	0	334	520
July	300	535	728
August	305	663	973
September	585	795	1,478
October	990	1,298	1,903
November	1,404	1,798	2,085
December	1,640	2,229	2,590
January	2,040	2,667	2,975
February	2,693	3,185	3,472
March	3,220	4,000	4,190
April	3,456	4,147	
May	3,499	4,147	
June	3,502	4,147	

QUALITY (rolling 12 month period)

	Contract Quantity	Contract Base Number	Contract *	Area Team	Region	England
% of all assessments that were assess and fit appliances (case starts)	199	385	51.7%	56.9%	62.5%	60.1%
% of all assessments that were assess and refuse	59	385	15.3%	14.5%	10.1%	11.3%
% of all assessments that were assess and review	127	385	33.0%	28.6%	27.4%	28.6%
% of case starts with a reported IOTN of 3 and Aesthetic Component of 5 or below	0	199	N/A	0.3%	0.1%	0.1%
% of case starts with a reported IOTN of 3 and Aesthetic Component of 6 or above	13	199	6.5%	4.6%	3.4%	4.1%
% of case starts with a reported IOTN of 4	116	199	58.3%	76.1%	77.7%	77.7%
% of case starts with a reported IOTN of 5	62	199	31.2%	18.1%	17.4%	16.8 %
% of concluded courses in receipt of dual-arch fixed appliances	150	198	75.8%	74.2%	73.0%	73.8%
% of concluded courses where treatment was abandoned or discontinued	17	198	8.6%	7.9%	6.3%	7.0%
% of patients satisfied with the treatment they have received	11	12	91.7%	94.8%	96.0%	96.0%

* Figures in italics indicate that the base number is less than 100.

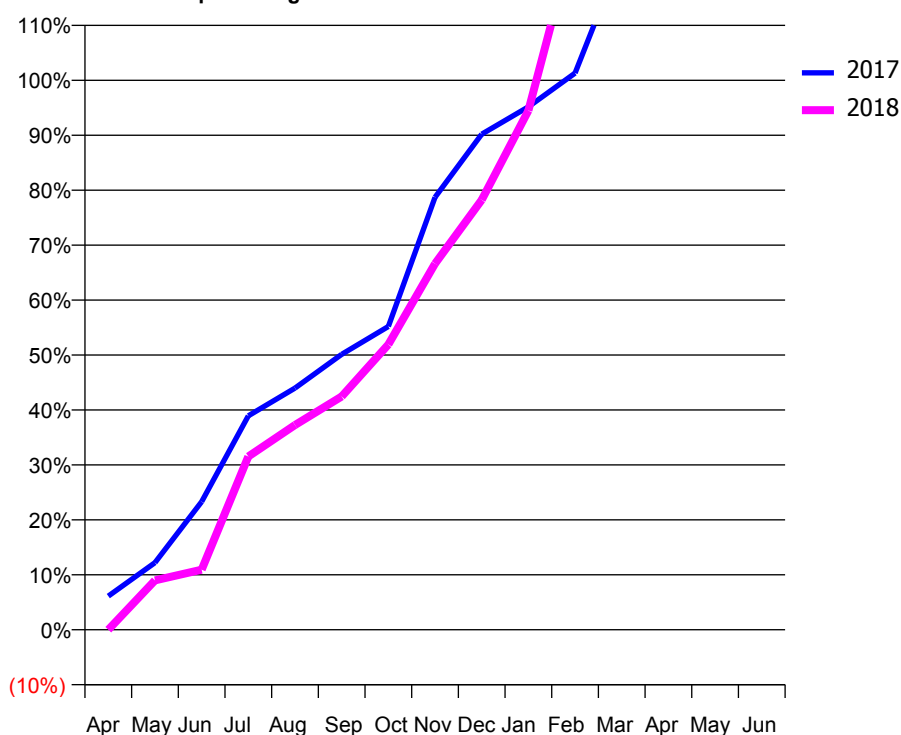
Q70 - Vital Signs Orthodontic At a Glance Contract Report for 193682/0001 - March 2018

Name or company name	Braceurself Limited	17/18 Contracted general activity (UDA)	0
Contract type name	PDS Contract	Carry forward general activity (UDA)	0
Purpose of contract	Orthodontic	17/18 Contracted orthodontic activity (UOA)	3,446
Contract start date	01/04/2011	Carry forward orthodontic activity (UOA)	0
Contract end date	31/03/2019	Baseline contract value	£198,011.91

ACCESS	Contract	England and Wales
24 month ratio of assessments to patient IDs	1.01	1.04

ACTIVITY	Contract
Contract assess and fit appliances (case starts) as a percentage of Area Team case starts	3.3 %

Cumulative percentage of contracted UOA delivered 2017 & 2018



Month	Adjusted Scheduled Activity (UOA)		
	2016	2017	2018
April	-158	211	0
May	-158	421	310
June	78	803	377
July	529	1,342	1,087
August	932	1,516	1,284
September	1,209	1,727	1,463
October	1,447	1,902	1,789
November	1,977	2,712	2,296
December	2,362	3,108	2,696
January	2,697	3,279	3,256
February	3,213	3,491	4,361
March	3,381	4,226	4,990
April	3,507	5,157	
May	3,507	5,431	
June	3,507	5,431	

QUALITY (rolling 12 month period)	Contract Quantity	Contract Base Number	Contract *	Area Team	Region	England
% of all assessments that were assess and fit appliances (case starts)	296	428	69.2%	56.9%	62.5%	60.1%
% of all assessments that were assess and refuse	28	428	6.5%	14.5%	10.1%	11.3%
% of all assessments that were assess and review	104	428	24.3%	28.6%	27.4%	28.6%
% of case starts with a reported IOTN of 3 and Aesthetic Component of 5 or below	0	296	N/A	0.3%	0.1%	0.1%
% of case starts with a reported IOTN of 3 and Aesthetic Component of 6 or above	3	296	1.0%	4.6%	3.4%	4.1%
% of case starts with a reported IOTN of 4	227	296	76.7%	76.1%	77.7%	77.7%
% of case starts with a reported IOTN of 5	53	296	17.9%	18.1%	17.4%	16.8 %
% of concluded courses in receipt of dual-arch fixed appliances	7	215	3.3%	74.2%	73.0%	73.8%
% of concluded courses where treatment was abandoned or discontinued	14	215	6.5%	7.9%	6.3%	7.0%
% of patients satisfied with the treatment they have received	10	11	90.9%	94.8%	96.0%	96.0%

* Figures in italics indicate that the base number is less than 100.

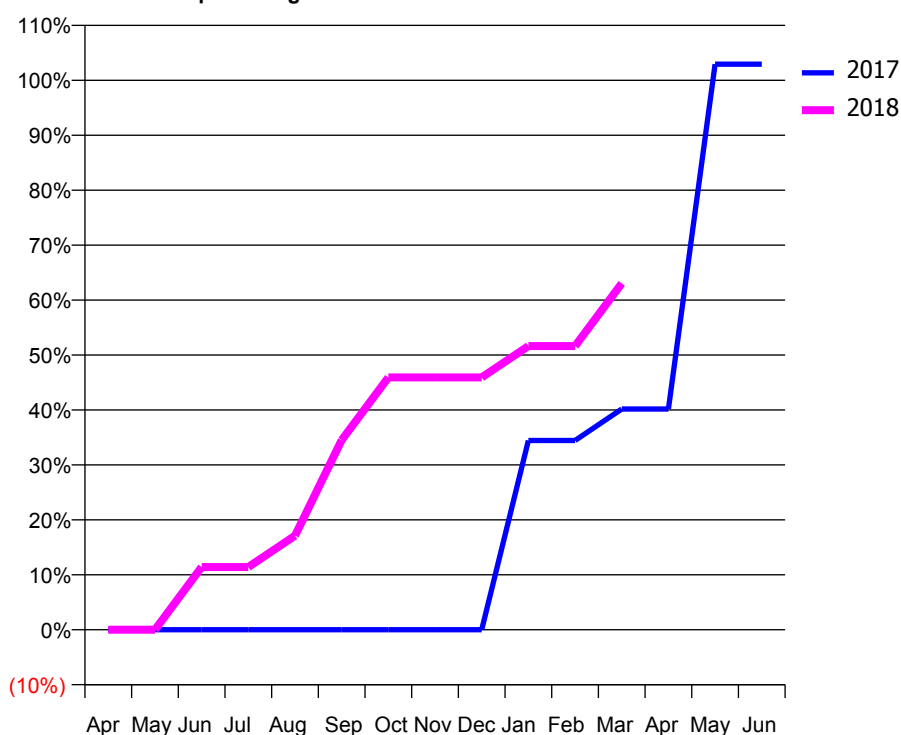
Q70 - Vital Signs Orthodontic At a Glance Contract Report for 215066/0001 - March 2018

Name or company name	MR AM SIMMONS	17/18 Contracted general activity (UDA)	1,000
Contract type name	GDS Contract	Carry forward general activity (UDA)	0
Purpose of contract	Orthodontic	17/18 Contracted orthodontic activity (UOA)	368
Contract start date	01/04/2006	Carry forward orthodontic activity (UOA)	0
Contract end date		Baseline contract value	£50,823.88

ACCESS	Contract	England and Wales
24 month ratio of assessments to patient IDs	1.00	1.04

ACTIVITY	Contract
Contract assess and fit appliances (case starts) as a percentage of Area Team case starts	0.3 %

Cumulative percentage of contracted UOA delivered 2017 & 2018



Month	Adjusted Scheduled Activity (UOA)		
	2016	2017	2018
April	-11	0	0
May	-11	0	0
June	-11	0	42
July	10	0	42
August	10	0	63
September	10	0	127
October	31	0	169
November	115	0	169
December	136	0	169
January	157	127	190
February	157	127	190
March	178	148	232
April	221	148	
May	305	379	
June	305	379	

QUALITY (rolling 12 month period)

	Contract Quantity	Contract Base Number	Contract *	Area Team	Region	England
% of all assessments that were assess and fit appliances (case starts)	23	24	95.8%	56.9%	62.5%	60.1%
% of all assessments that were assess and refuse	1	24	4.2%	14.5%	10.1%	11.3%
% of all assessments that were assess and review	0	24	0.0%	28.6%	27.4%	28.6%
% of case starts with a reported IOTN of 3 and Aesthetic Component of 5 or below	0	23	N/A	0.3%	0.1%	0.1%
% of case starts with a reported IOTN of 3 and Aesthetic Component of 6 or above	4	23	17.4%	4.6%	3.4%	4.1%
% of case starts with a reported IOTN of 4	19	23	82.6%	76.1%	77.7%	77.7%
% of case starts with a reported IOTN of 5	0	23	N/A	18.1%	17.4%	16.8 %
% of concluded courses in receipt of dual-arch fixed appliances	0	18	N/A	74.2%	73.0%	73.8%
% of concluded courses where treatment was abandoned or discontinued	0	18	0.0%	7.9%	6.3%	7.0%
% of patients satisfied with the treatment they have received	0	0	N/A	94.8%	96.0%	96.0%

* Figures in italics indicate that the base number is less than 100.

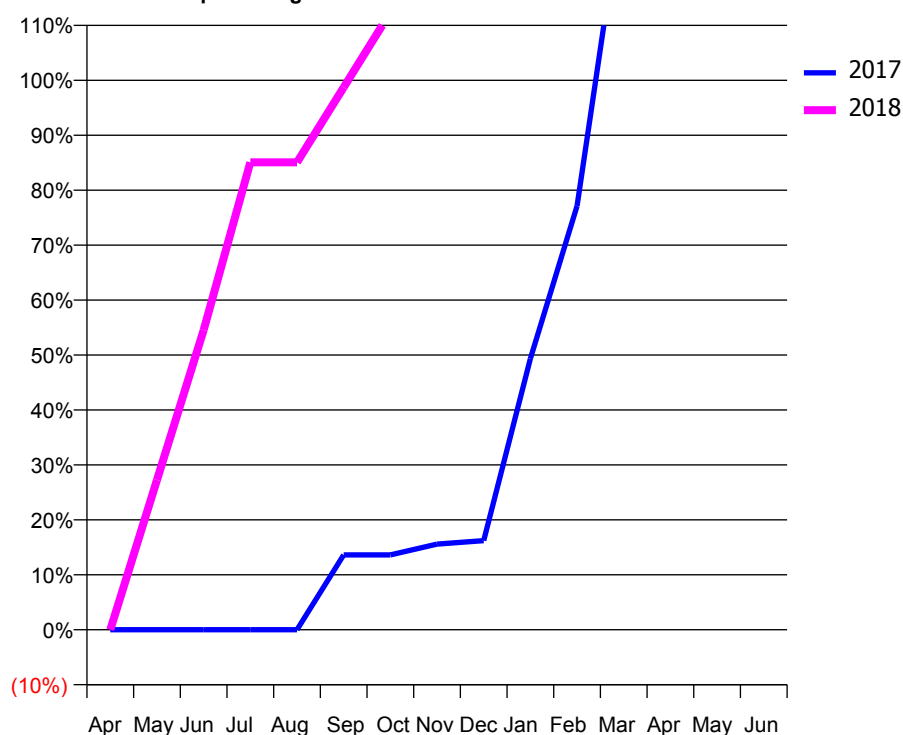
Q70 - Vital Signs Orthodontic At a Glance Contract Report for 215872/0003 - March 2018

Name or company name	Gosport Road Partnership	17/18 Contracted general activity (UDA)	1,849
Contract type name	GDS Contract	Carry forward general activity (UDA)	0
Purpose of contract	Orthodontic	17/18 Contracted orthodontic activity (UOA)	154
Contract start date	01/04/2006	Carry forward orthodontic activity (UOA)	0
Contract end date		Baseline contract value	£58,544.10

ACCESS	Contract	England and Wales
24 month ratio of assessments to patient IDs	1.00	1.04

ACTIVITY	Contract
Contract assess and fit appliances (case starts) as a percentage of Area Team case starts	0.1 %

Cumulative percentage of contracted UOA delivered 2017 & 2018



Month	Adjusted Scheduled Activity (UOA)		
	2016	2017	2018
April	-110	0	0
May	-110	0	42
June	-110	0	84
July	-110	0	131
August	-110	0	131
September	-110	21	152
October	-110	21	173
November	-43	24	173
December	-43	25	173
January	20	76	173
February	104	119	194
March	147	207	194
April	147	207	
May	147	207	
June	147	207	

QUALITY (rolling 12 month period)

	Contract Quantity	Contract Base Number	Contract *	Area Team	Region	England
% of all assessments that were assess and fit appliances (case starts)	10	12	83.3%	56.9%	62.5%	60.1%
% of all assessments that were assess and refuse	0	12	0.0%	14.5%	10.1%	11.3%
% of all assessments that were assess and review	2	12	16.7%	28.6%	27.4%	28.6%
% of case starts with a reported IOTN of 3 and Aesthetic Component of 5 or below	0	10	N/A	0.3%	0.1%	0.1%
% of case starts with a reported IOTN of 3 and Aesthetic Component of 6 or above	1	10	10.0%	4.6%	3.4%	4.1%
% of case starts with a reported IOTN of 4	8	10	80.0%	76.1%	77.7%	77.7%
% of case starts with a reported IOTN of 5	1	10	10.0%	18.1%	17.4%	16.8 %
% of concluded courses in receipt of dual-arch fixed appliances	3	11	27.3%	74.2%	73.0%	73.8%
% of concluded courses where treatment was abandoned or discontinued	1	11	9.1%	7.9%	6.3%	7.0%
% of patients satisfied with the treatment they have received	1	1	100.0%	94.8%	96.0%	96.0%

* Figures in italics indicate that the base number is less than 100.

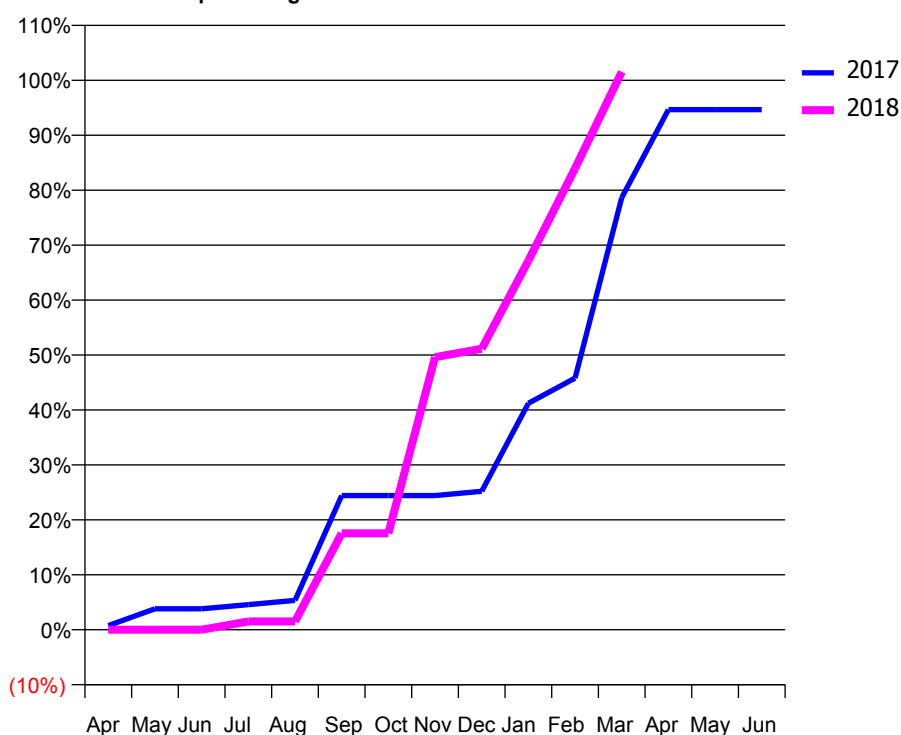
Q70 - Vital Signs Orthodontic At a Glance Contract Report for 221252/0001 - March 2018

Name or company name	East End Lodge Dental Partnership	17/18 Contracted general activity (UDA)	1,500
Contract type name	GDS Contract	Carry forward general activity (UDA)	8
Purpose of contract	General and Orthodontic	17/18 Contracted orthodontic activity (UOA)	131
Contract start date	01/04/2006	Carry forward orthodontic activity (UOA)	0
Contract end date		Baseline contract value	£47,918.76

ACCESS	Contract	England and Wales
24 month ratio of assessments to patient IDs	1.08	1.04

ACTIVITY	Contract
Contract assess and fit appliances (case starts) as a percentage of Area Team case starts	0.1 %

Cumulative percentage of contracted UOA delivered 2017 & 2018



Month	Adjusted Scheduled Activity (UOA)		
	2016	2017	2018
April	-3	1	0
May	-3	5	0
June	-3	5	0
July	-1	6	2
August	0	7	2
September	0	32	23
October	43	32	23
November	65	32	65
December	65	33	67
January	65	54	88
February	108	60	110
March	132	103	133
April	132	124	
May	132	124	
June	132	124	

QUALITY (rolling 12 month period)

	Contract Quantity	Contract Base Number	Contract *	Area Team	Region	England
% of all assessments that were assess and fit appliances (case starts)	7	14	50.0%	56.9%	62.5%	60.1%
% of all assessments that were assess and refuse	0	14	0.0%	14.5%	10.1%	11.3%
% of all assessments that were assess and review	7	14	50.0%	28.6%	27.4%	28.6%
% of case starts with a reported IOTN of 3 and Aesthetic Component of 5 or below	0	7	N/A	0.3%	0.1%	0.1%
% of case starts with a reported IOTN of 3 and Aesthetic Component of 6 or above	0	7	N/A	4.6%	3.4%	4.1%
% of case starts with a reported IOTN of 4	7	7	100.0%	76.1%	77.7%	77.7%
% of case starts with a reported IOTN of 5	0	7	N/A	18.1%	17.4%	16.8 %
% of concluded courses in receipt of dual-arch fixed appliances	0	0	N/A	74.2%	73.0%	73.8%
% of concluded courses where treatment was abandoned or discontinued	0	0	N/A	7.9%	6.3%	7.0%
% of patients satisfied with the treatment they have received	0	0	N/A	94.8%	96.0%	96.0%

* Figures in italics indicate that the base number is less than 100.

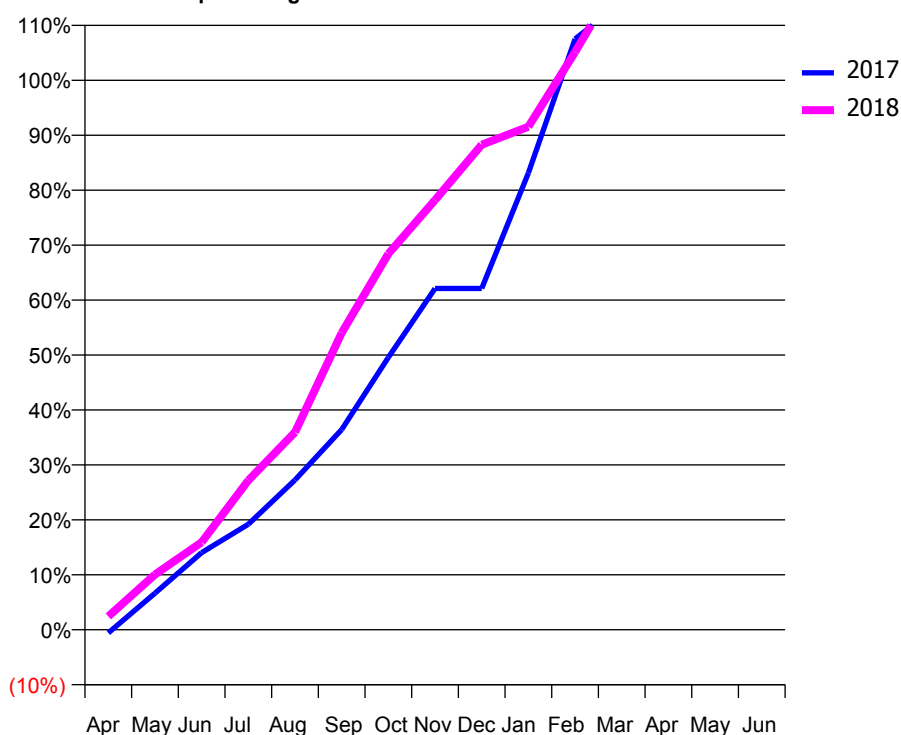
Q70 - Vital Signs Orthodontic At a Glance Contract Report for 250481/0002 - March 2018

Name or company name	MR GK FLATISCHLER	17/18 Contracted general activity (UDA)	0
Contract type name	PDS Contract	Carry forward general activity (UDA)	0
Purpose of contract	Orthodontic	17/18 Contracted orthodontic activity (UOA)	10,372
Contract start date	01/04/2006	Carry forward orthodontic activity (UOA)	0
Contract end date	31/03/2019	Baseline contract value	£707,607.99

ACCESS	Contract	England and Wales
24 month ratio of assessments to patient IDs	1.00	1.04

ACTIVITY	Contract
Contract assess and fit appliances (case starts) as a percentage of Area Team case starts	6.9 %

Cumulative percentage of contracted UOA delivered 2017 & 2018



Month	Adjusted Scheduled Activity (UOA)		
	2016	2017	2018
April	-739	-61	254
May	-697	692	1,044
June	121	1,457	1,652
July	987	1,991	2,821
August	987	2,828	3,728
September	1,862	3,778	5,604
October	4,328	5,140	7,097
November	4,523	6,442	8,111
December	6,075	6,442	9,156
January	6,139	8,622	9,496
February	6,255	11,151	10,905
March	7,250	11,840	12,391
April	9,325	12,434	
May	9,327	12,520	
June	10,311	12,520	

QUALITY (rolling 12 month period)

	Contract Quantity	Contract Base Number	Contract *	Area Team	Region	England
% of all assessments that were assess and fit appliances (case starts)	613	943	65.0%	56.9%	62.5%	60.1%
% of all assessments that were assess and refuse	143	943	15.2%	14.5%	10.1%	11.3%
% of all assessments that were assess and review	187	943	19.8%	28.6%	27.4%	28.6%
% of case starts with a reported IOTN of 3 and Aesthetic Component of 5 or below	0	613	N/A	0.3%	0.1%	0.1%
% of case starts with a reported IOTN of 3 and Aesthetic Component of 6 or above	10	613	1.6%	4.6%	3.4%	4.1%
% of case starts with a reported IOTN of 4	475	613	77.5%	76.1%	77.7%	77.7%
% of case starts with a reported IOTN of 5	128	613	20.9%	18.1%	17.4%	16.8 %
% of concluded courses in receipt of dual-arch fixed appliances	0	227	N/A	74.2%	73.0%	73.8%
% of concluded courses where treatment was abandoned or discontinued	3	227	1.3%	7.9%	6.3%	7.0%
% of patients satisfied with the treatment they have received	38	41	92.7%	94.8%	96.0%	96.0%

* Figures in italics indicate that the base number is less than 100.

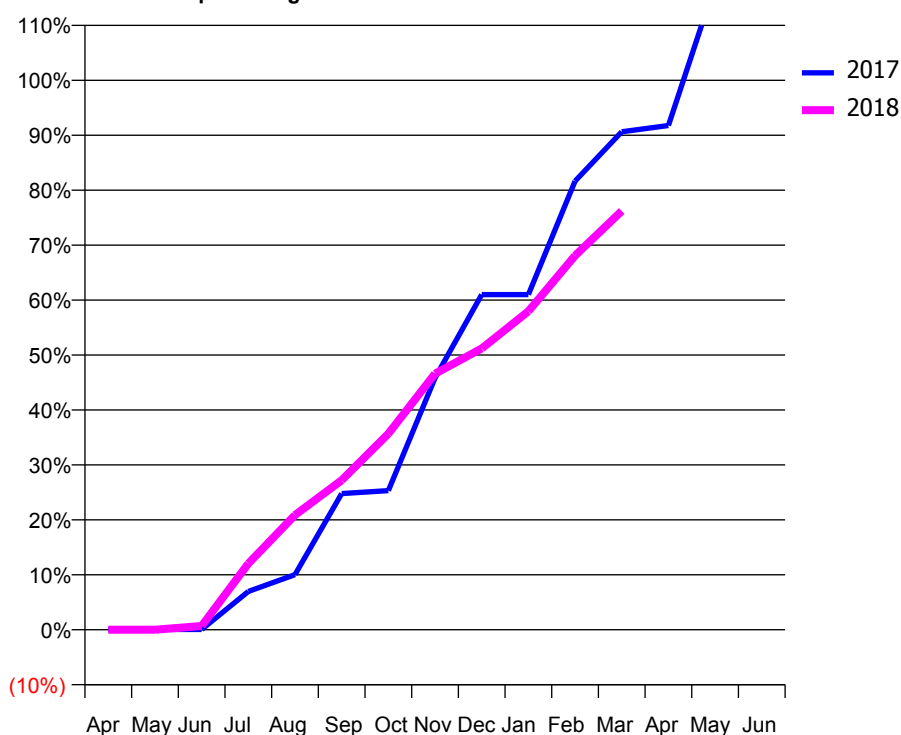
Q70 - Vital Signs Orthodontic At a Glance Contract Report for 254169/0002 - March 2018

Name or company name	MR V KONTOGIANNIS	17/18 Contracted general activity (UDA)	0
Contract type name	PDS Contract	Carry forward general activity (UDA)	0
Purpose of contract	Orthodontic	17/18 Contracted orthodontic activity (UOA)	3,869
Contract start date	01/04/2006	Carry forward orthodontic activity (UOA)	0
Contract end date	31/03/2026	Baseline contract value	£253,762.89

ACCESS	Contract	England and Wales
24 month ratio of assessments to patient IDs	1.01	1.04

ACTIVITY	Contract
Contract assess and fit appliances (case starts) as a percentage of Area Team case starts	2.0 %

Cumulative percentage of contracted UOA delivered 2017 & 2018



Month	Adjusted Scheduled Activity (UOA)		
	2016	2017	2018
April	-19	2	0
May	-19	2	0
June	109	2	27
July	385	270	466
August	727	388	808
September	1,393	959	1,053
October	1,394	980	1,381
November	1,715	1,773	1,803
December	1,983	2,360	1,981
January	1,983	2,360	2,243
February	2,596	3,159	2,634
March	3,525	3,506	2,949
April	3,871	3,550	
May	3,871	4,540	
June	3,871	4,591	

QUALITY (rolling 12 month period)	Contract Quantity	Contract Base Number	Contract *	Area Team	Region	England
% of all assessments that were assess and fit appliances (case starts)	181	436	41.5%	56.9%	62.5%	60.1%
% of all assessments that were assess and refuse	122	436	28.0%	14.5%	10.1%	11.3%
% of all assessments that were assess and review	133	436	30.5%	28.6%	27.4%	28.6%
% of case starts with a reported IOTN of 3 and Aesthetic Component of 5 or below	0	181	N/A	0.3%	0.1%	0.1%
% of case starts with a reported IOTN of 3 and Aesthetic Component of 6 or above	8	181	4.4%	4.6%	3.4%	4.1%
% of case starts with a reported IOTN of 4	128	181	70.7%	76.1%	77.7%	77.7%
% of case starts with a reported IOTN of 5	42	181	23.2%	18.1%	17.4%	16.8 %
% of concluded courses in receipt of dual-arch fixed appliances	0	124	N/A	74.2%	73.0%	73.8%
% of concluded courses where treatment was abandoned or discontinued	18	124	14.5%	7.9%	6.3%	7.0%
% of patients satisfied with the treatment they have received	8	9	88.9%	94.8%	96.0%	96.0%

* Figures in italics indicate that the base number is less than 100.

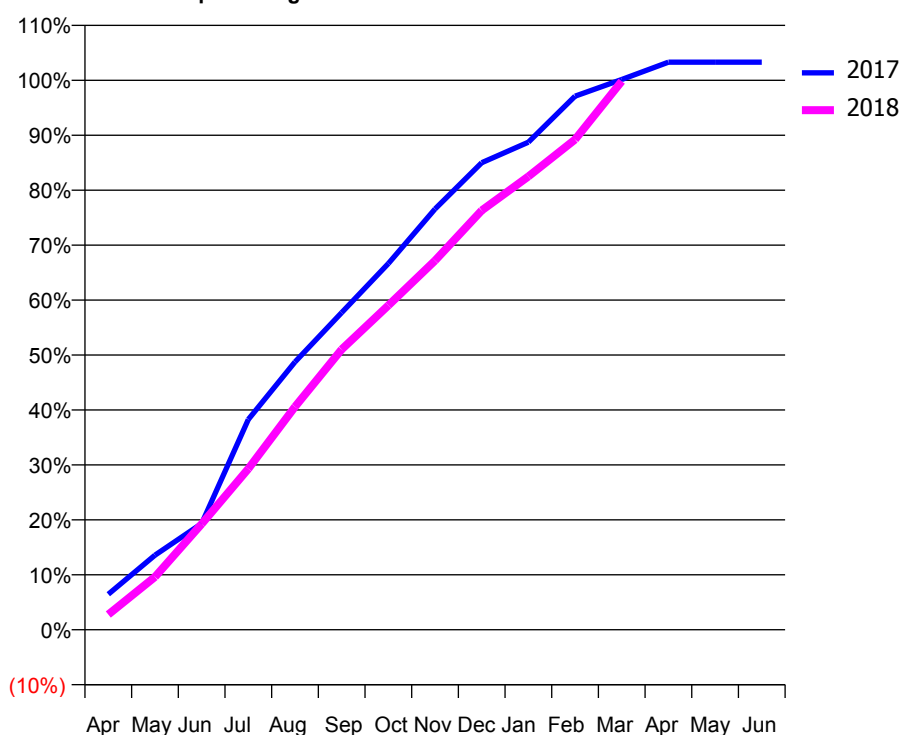
Q70 - Vital Signs Orthodontic At a Glance Contract Report for 310360/0001 - March 2018

Name or company name	MRS ME LAMMIMAN	17/18 Contracted general activity (UDA)	0
Contract type name	PDS Contract	Carry forward general activity (UDA)	0
Purpose of contract	General and Orthodontic	17/18 Contracted orthodontic activity (UOA)	4,027
Contract start date	01/04/2006	Carry forward orthodontic activity (UOA)	0
Contract end date	31/03/2019	Baseline contract value	£253,432.56

ACCESS	Contract	England and Wales
24 month ratio of assessments to patient IDs	1.03	1.04

ACTIVITY	Contract
Contract assess and fit appliances (case starts) as a percentage of Area Team case starts	2.2 %

Cumulative percentage of contracted UOA delivered 2017 & 2018



Month	Adjusted Scheduled Activity (UOA)		
	2016	2017	2018
April	16	260	112
May	417	547	388
June	545	779	775
July	971	1,541	1,180
August	1,237	1,963	1,635
September	1,604	2,325	2,055
October	2,109	2,684	2,377
November	2,589	3,084	2,706
December	2,984	3,423	3,073
January	3,185	3,573	3,322
February	3,542	3,911	3,592
March	3,835	4,032	4,019
April	4,013	4,159	
May	4,014	4,159	
June	4,035	4,159	

QUALITY (rolling 12 month period)

	Contract Quantity	Contract Base Number	Contract *	Area Team	Region	England
% of all assessments that were assess and fit appliances (case starts)	192	368	52.2%	56.9%	62.5%	60.1%
% of all assessments that were assess and refuse	6	368	1.6%	14.5%	10.1%	11.3%
% of all assessments that were assess and review	170	368	46.2%	28.6%	27.4%	28.6%
% of case starts with a reported IOTN of 3 and Aesthetic Component of 5 or below	0	192	N/A	0.3%	0.1%	0.1%
% of case starts with a reported IOTN of 3 and Aesthetic Component of 6 or above	23	192	12.0%	4.6%	3.4%	4.1%
% of case starts with a reported IOTN of 4	111	192	57.8%	76.1%	77.7%	77.7%
% of case starts with a reported IOTN of 5	56	192	29.2%	18.1%	17.4%	16.8 %
% of concluded courses in receipt of dual-arch fixed appliances	183	225	81.3%	74.2%	73.0%	73.8%
% of concluded courses where treatment was abandoned or discontinued	33	225	14.7%	7.9%	6.3%	7.0%
% of patients satisfied with the treatment they have received	3	3	100.0%	94.8%	96.0%	96.0%

* Figures in italics indicate that the base number is less than 100.

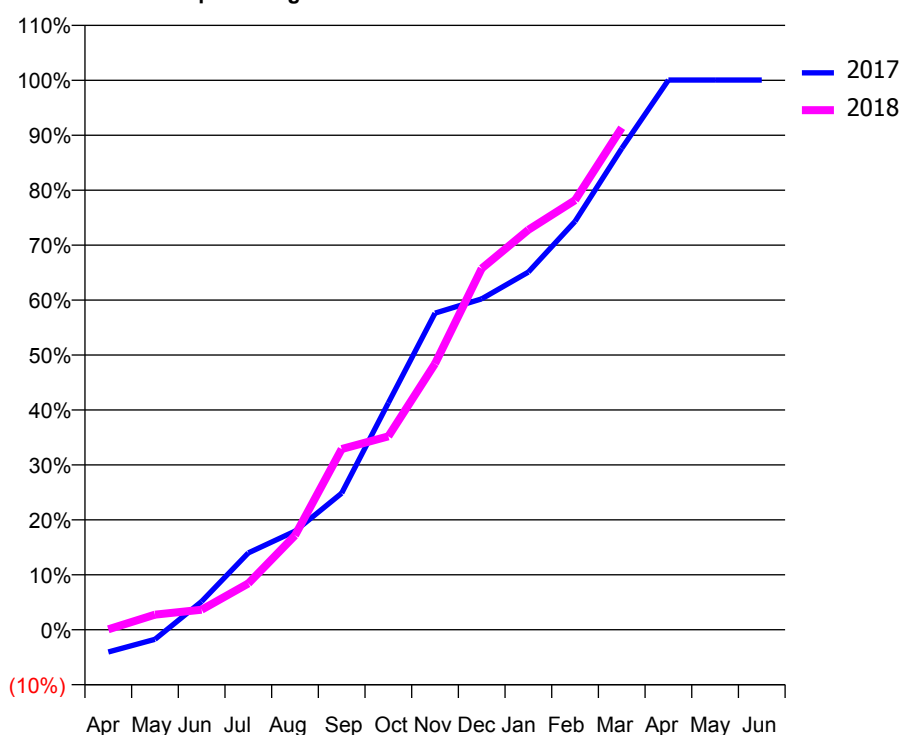
Q70 - Vital Signs Orthodontic At a Glance Contract Report for 332682/0001 - March 2018

Name or company name	MRS EC WEEKS	17/18 Contracted general activity (UDA)	0
Contract type name	PDS Contract	Carry forward general activity (UDA)	0
Purpose of contract	Orthodontic	17/18 Contracted orthodontic activity (UOA)	2,730
Contract start date	01/04/2006	Carry forward orthodontic activity (UOA)	0
Contract end date	31/03/2019	Baseline contract value	£163,958.05

ACCESS	Contract	England and Wales
24 month ratio of assessments to patient IDs	1.00	1.04

ACTIVITY	Contract
Contract assess and fit appliances (case starts) as a percentage of Area Team case starts	1.5 %

Cumulative percentage of contracted UOA delivered 2017 & 2018



Month	Adjusted Scheduled Activity (UOA)		
	2016	2017	2018
April	-43	-111	2
May	210	-48	75
June	266	141	100
July	637	382	230
August	913	490	469
September	1,167	679	898
October	1,512	1,127	961
November	1,855	1,573	1,322
December	2,424	1,644	1,795
January	2,572	1,777	1,987
February	2,810	2,029	2,134
March	2,985	2,391	2,494
April	3,006	2,731	
May	3,027	2,731	
June	3,048	2,731	

QUALITY (rolling 12 month period)

	Contract Quantity	Contract Base Number	Contract *	Area Team	Region	England
% of all assessments that were assess and fit appliances (case starts)	136	182	74.7%	56.9%	62.5%	60.1%
% of all assessments that were assess and refuse	24	182	13.2%	14.5%	10.1%	11.3%
% of all assessments that were assess and review	22	182	12.1%	28.6%	27.4%	28.6%
% of case starts with a reported IOTN of 3 and Aesthetic Component of 5 or below	0	136	N/A	0.3%	0.1%	0.1%
% of case starts with a reported IOTN of 3 and Aesthetic Component of 6 or above	12	136	8.8%	4.6%	3.4%	4.1%
% of case starts with a reported IOTN of 4	106	136	77.9%	76.1%	77.7%	77.7%
% of case starts with a reported IOTN of 5	15	136	11.0%	18.1%	17.4%	16.8 %
% of concluded courses in receipt of dual-arch fixed appliances	146	169	86.4%	74.2%	73.0%	73.8%
% of concluded courses where treatment was abandoned or discontinued	15	169	8.9%	7.9%	6.3%	7.0%
% of patients satisfied with the treatment they have received	6	6	100.0%	94.8%	96.0%	96.0%

* Figures in italics indicate that the base number is less than 100.

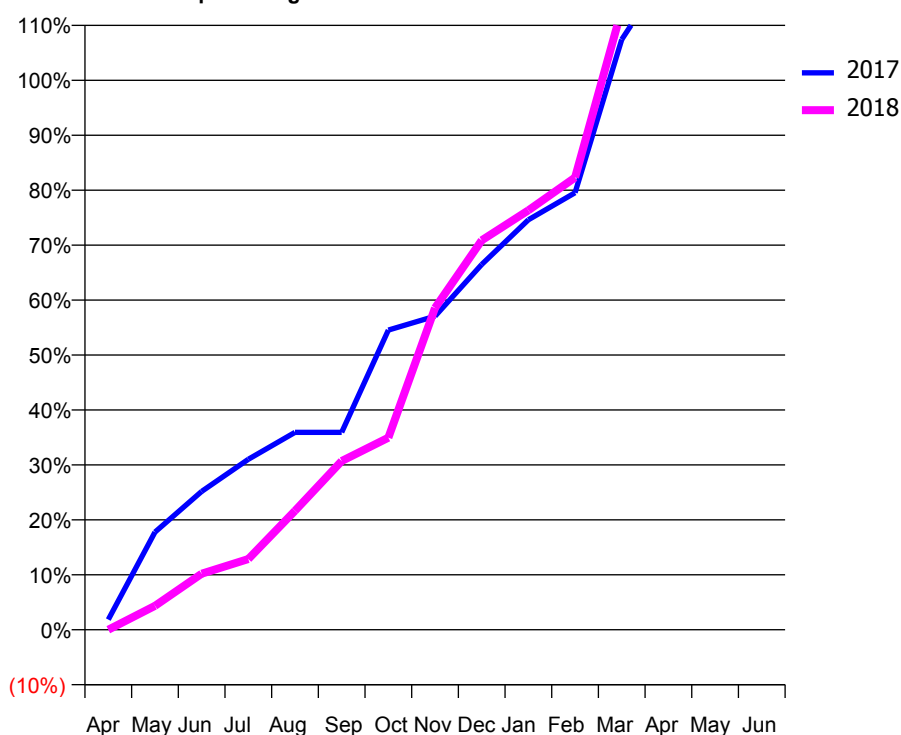
Q70 - Vital Signs Orthodontic At a Glance Contract Report for 338389/0001 - March 2018

Name or company name	MR TA HARTRIDGE	17/18 Contracted general activity (UDA)	0
Contract type name	PDS Contract	Carry forward general activity (UDA)	0
Purpose of contract	Orthodontic	17/18 Contracted orthodontic activity (UOA)	7,915
Contract start date	01/04/2006	Carry forward orthodontic activity (UOA)	0
Contract end date	31/03/2026	Baseline contract value	£519,113.55

ACCESS	Contract	England and Wales
24 month ratio of assessments to patient IDs	1.01	1.04

ACTIVITY	Contract
Contract assess and fit appliances (case starts) as a percentage of Area Team case starts	5.1 %

Cumulative percentage of contracted UOA delivered 2017 & 2018



Month	Adjusted Scheduled Activity (UOA)		
	2016	2017	2018
April	-1,024	146	0
May	-367	1,407	344
June	-186	1,993	808
July	737	2,455	1,018
August	1,443	2,843	1,714
September	1,587	2,843	2,431
October	2,803	4,317	2,767
November	3,306	4,516	4,635
December	5,569	5,262	5,609
January	5,659	5,906	6,042
February	7,148	6,296	6,515
March	7,753	8,502	8,930
April	7,761	9,519	
May	7,782	9,540	
June	7,782	9,540	

QUALITY (rolling 12 month period)

	Contract Quantity	Contract Base Number	Contract *	Area Team	Region	England
% of all assessments that were assess and fit appliances (case starts)	452	954	47.4%	56.9%	62.5%	60.1%
% of all assessments that were assess and refuse	168	954	17.6%	14.5%	10.1%	11.3%
% of all assessments that were assess and review	334	954	35.0%	28.6%	27.4%	28.6%
% of case starts with a reported IOTN of 3 and Aesthetic Component of 5 or below	0	452	N/A	0.3%	0.1%	0.1%
% of case starts with a reported IOTN of 3 and Aesthetic Component of 6 or above	27	452	6.0%	4.6%	3.4%	4.1%
% of case starts with a reported IOTN of 4	324	452	71.7%	76.1%	77.7%	77.7%
% of case starts with a reported IOTN of 5	100	452	22.1%	18.1%	17.4%	16.8 %
% of concluded courses in receipt of dual-arch fixed appliances	343	398	86.2%	74.2%	73.0%	73.8%
% of concluded courses where treatment was abandoned or discontinued	30	398	7.5%	7.9%	6.3%	7.0%
% of patients satisfied with the treatment they have received	8	9	88.9%	94.8%	96.0%	96.0%

* Figures in italics indicate that the base number is less than 100.

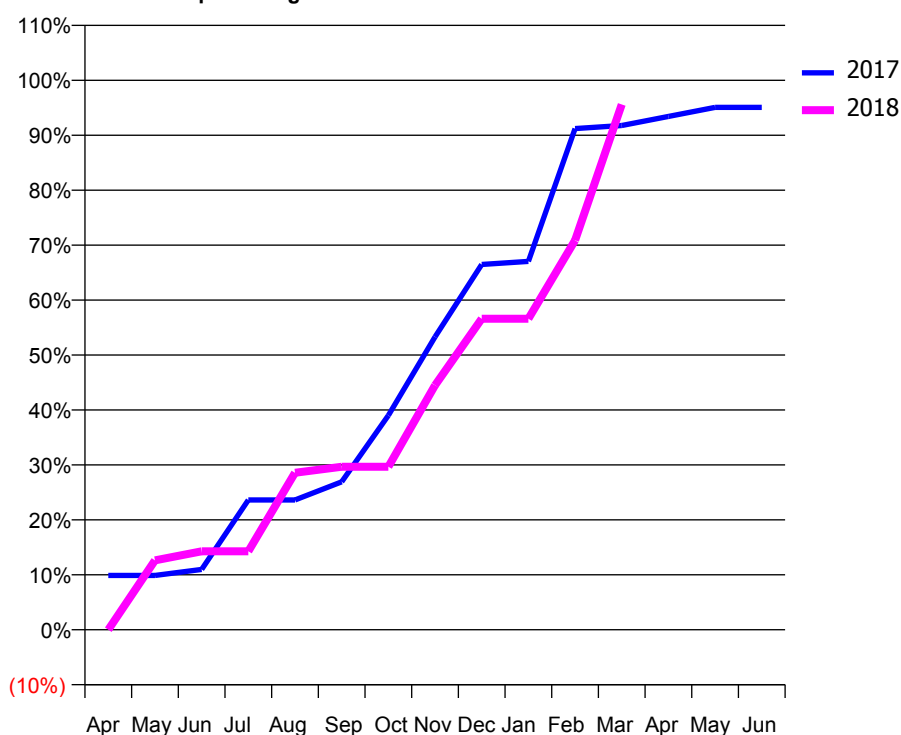
Q70 - Vital Signs Orthodontic At a Glance Contract Report for 567485/0002 - March 2018

Name or company name	MR PT JONES	17/18 Contracted general activity (UDA)	800
Contract type name	GDS Contract	Carry forward general activity (UDA)	0
Purpose of contract	General and Orthodontic	17/18 Contracted orthodontic activity (UOA)	182
Contract start date	01/04/2006	Carry forward orthodontic activity (UOA)	0
Contract end date		Baseline contract value	£37,135.71

ACCESS	Contract	England and Wales
24 month ratio of assessments to patient IDs	1.00	1.04

ACTIVITY	Contract
Contract assess and fit appliances (case starts) as a percentage of Area Team case starts	0.1 %

Cumulative percentage of contracted UOA delivered 2017 & 2018



Month	Adjusted Scheduled Activity (UOA)		
	2016	2017	2018
April	3	18	0
May	3	18	23
June	3	20	26
July	51	43	26
August	76	43	52
September	77	49	54
October	80	71	54
November	87	97	81
December	113	121	103
January	117	122	103
February	143	166	129
March	171	167	174
April	177	170	
May	177	173	
June	177	173	

QUALITY (rolling 12 month period)	Contract Quantity	Contract Base Number	Contract *	Area Team	Region	England
% of all assessments that were assess and fit appliances (case starts)	7	40	17.5%	56.9%	62.5%	60.1%
% of all assessments that were assess and refuse	0	40	0.0%	14.5%	10.1%	11.3%
% of all assessments that were assess and review	33	40	82.5%	28.6%	27.4%	28.6%
% of case starts with a reported IOTN of 3 and Aesthetic Component of 5 or below	0	7	N/A	0.3%	0.1%	0.1%
% of case starts with a reported IOTN of 3 and Aesthetic Component of 6 or above	2	7	28.6%	4.6%	3.4%	4.1%
% of case starts with a reported IOTN of 4	5	7	71.4%	76.1%	77.7%	77.7%
% of case starts with a reported IOTN of 5	0	7	N/A	18.1%	17.4%	16.8 %
% of concluded courses in receipt of dual-arch fixed appliances	0	8	N/A	74.2%	73.0%	73.8%
% of concluded courses where treatment was abandoned or discontinued	0	8	0.0%	7.9%	6.3%	7.0%
% of patients satisfied with the treatment they have received	0	0	N/A	94.8%	96.0%	96.0%

* Figures in italics indicate that the base number is less than 100.

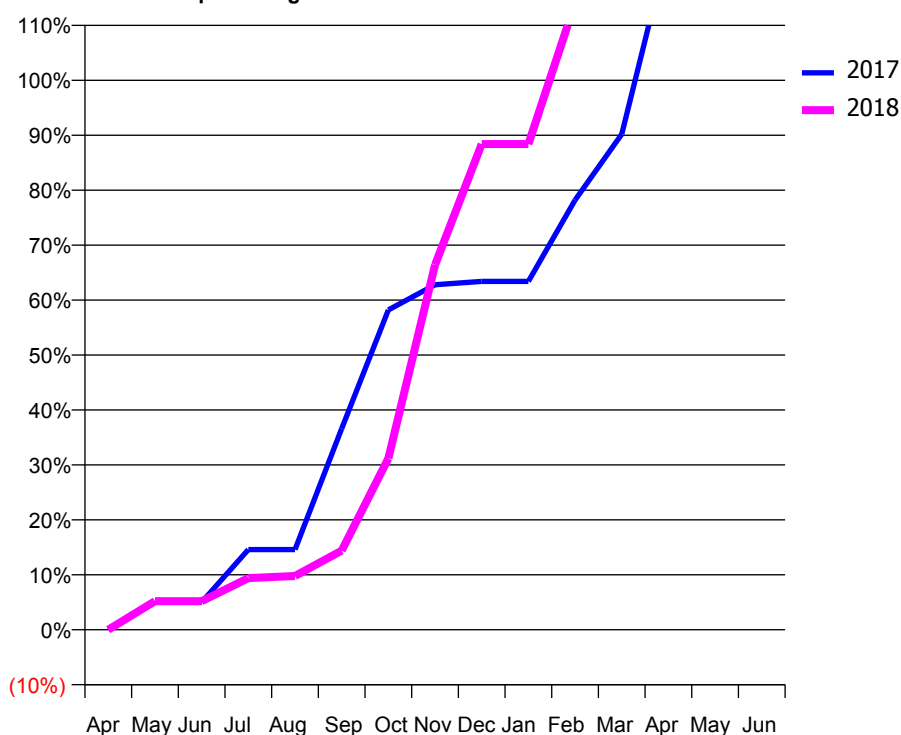
Q70 - Vital Signs Orthodontic At a Glance Contract Report for 574074/0001 - March 2018

Name or company name	MR NL JONES	17/18 Contracted general activity (UDA)	13,816
Contract type name	GDS Contract	Carry forward general activity (UDA)	0
Purpose of contract	Orthodontic	17/18 Contracted orthodontic activity (UOA)	500
Contract start date	01/04/2006	Carry forward orthodontic activity (UOA)	0
Contract end date		Baseline contract value	£437,597.63

ACCESS	Contract	England and Wales
24 month ratio of assessments to patient IDs	1.13	1.04

ACTIVITY	Contract
Contract assess and fit appliances (case starts) as a percentage of Area Team case starts	0.4 %

Cumulative percentage of contracted UOA delivered 2017 & 2018



Month	Adjusted Scheduled Activity (UOA)		
	2016	2017	2018
April	1	0	0
May	23	25	26
June	23	25	26
July	46	73	47
August	51	73	49
September	78	183	72
October	84	291	156
November	109	314	332
December	120	317	442
January	125	317	442
February	179	391	570
March	202	451	596
April	202	621	
May	307	621	
June	307	621	

QUALITY (rolling 12 month period)

	Contract Quantity	Contract Base Number	Contract *	Area Team	Region	England
% of all assessments that were assess and fit appliances (case starts)	36	63	57.1%	56.9%	62.5%	60.1%
% of all assessments that were assess and refuse	6	63	9.5%	14.5%	10.1%	11.3%
% of all assessments that were assess and review	21	63	33.3%	28.6%	27.4%	28.6%
% of case starts with a reported IOTN of 3 and Aesthetic Component of 5 or below	1	36	2.8%	0.3%	0.1%	0.1%
% of case starts with a reported IOTN of 3 and Aesthetic Component of 6 or above	6	36	16.7%	4.6%	3.4%	4.1%
% of case starts with a reported IOTN of 4	23	36	63.9%	76.1%	77.7%	77.7%
% of case starts with a reported IOTN of 5	6	36	16.7%	18.1%	17.4%	16.8%
% of concluded courses in receipt of dual-arch fixed appliances	1	3	33.3%	74.2%	73.0%	73.8%
% of concluded courses where treatment was abandoned or discontinued	1	3	33.3%	7.9%	6.3%	7.0%
% of patients satisfied with the treatment they have received	1	1	100.0%	94.8%	96.0%	96.0%

* Figures in italics indicate that the base number is less than 100.

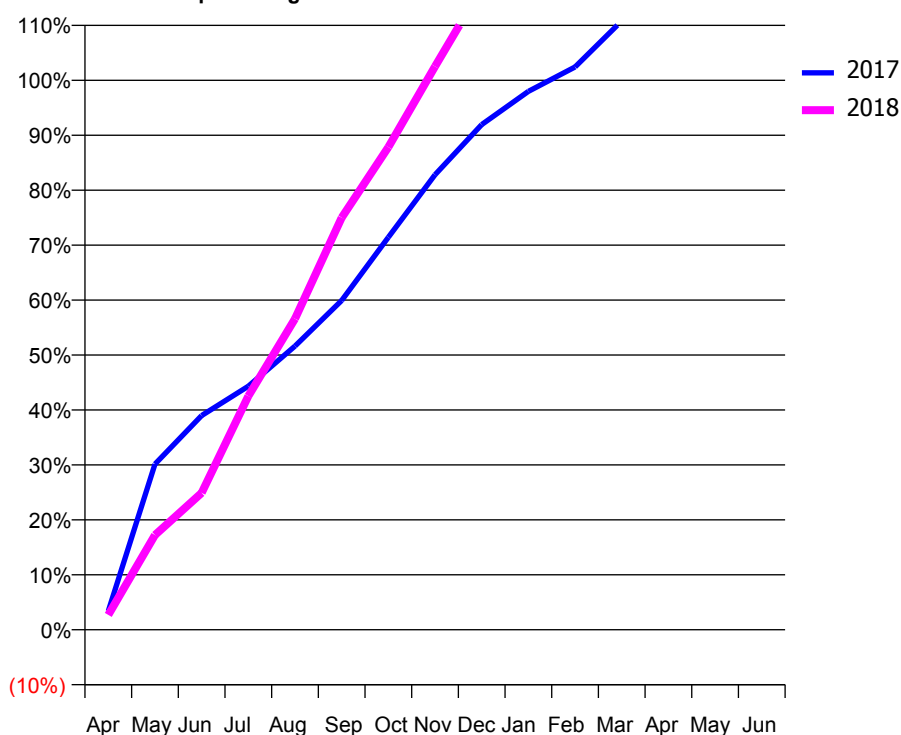
Q70 - Vital Signs Orthodontic At a Glance Contract Report for 737267/0001 - March 2018

Name or company name	MS NM HENDRICKSE	17/18 Contracted general activity (UDA)	0
Contract type name	PDS Contract	Carry forward general activity (UDA)	0
Purpose of contract	Orthodontic	17/18 Contracted orthodontic activity (UOA)	5,750
Contract start date	01/04/2006	Carry forward orthodontic activity (UOA)	0
Contract end date	31/03/2019	Baseline contract value	£375,515.07

ACCESS	Contract	England and Wales
24 month ratio of assessments to patient IDs	1.01	1.04

ACTIVITY	Contract
Contract assess and fit appliances (case starts) as a percentage of Area Team case starts	3.8 %

Cumulative percentage of contracted UOA delivered 2017 & 2018



Month	Adjusted Scheduled Activity (UOA)		
	2016	2017	2018
April	152	196	155
May	732	1,734	992
June	955	2,242	1,433
July	1,623	2,548	2,446
August	2,430	2,968	3,254
September	3,198	3,446	4,312
October	3,824	4,107	5,051
November	4,316	4,762	5,894
December	4,778	5,286	6,718
January	4,921	5,634	7,038
February	5,582	5,889	7,054
March	5,583	6,370	7,055
April	5,583	6,608	
May	5,583	6,611	
June	5,583	6,611	

QUALITY (rolling 12 month period)	Contract Quantity	Contract Base Number	Contract *	Area Team	Region	England
% of all assessments that were assess and fit appliances (case starts)	338	715	47.3%	56.9%	62.5%	60.1%
% of all assessments that were assess and refuse	164	715	22.9%	14.5%	10.1%	11.3%
% of all assessments that were assess and review	213	715	29.8%	28.6%	27.4%	28.6%
% of case starts with a reported IOTN of 3 and Aesthetic Component of 5 or below	0	338	N/A	0.3%	0.1%	0.1%
% of case starts with a reported IOTN of 3 and Aesthetic Component of 6 or above	10	338	3.0%	4.6%	3.4%	4.1%
% of case starts with a reported IOTN of 4	239	338	70.7%	76.1%	77.7%	77.7%
% of case starts with a reported IOTN of 5	81	338	24.0%	18.1%	17.4%	16.8 %
% of concluded courses in receipt of dual-arch fixed appliances	202	248	81.5%	74.2%	73.0%	73.8%
% of concluded courses where treatment was abandoned or discontinued	16	248	6.5%	7.9%	6.3%	7.0%
% of patients satisfied with the treatment they have received	11	11	100.0%	94.8%	96.0%	96.0%

* Figures in italics indicate that the base number is less than 100.

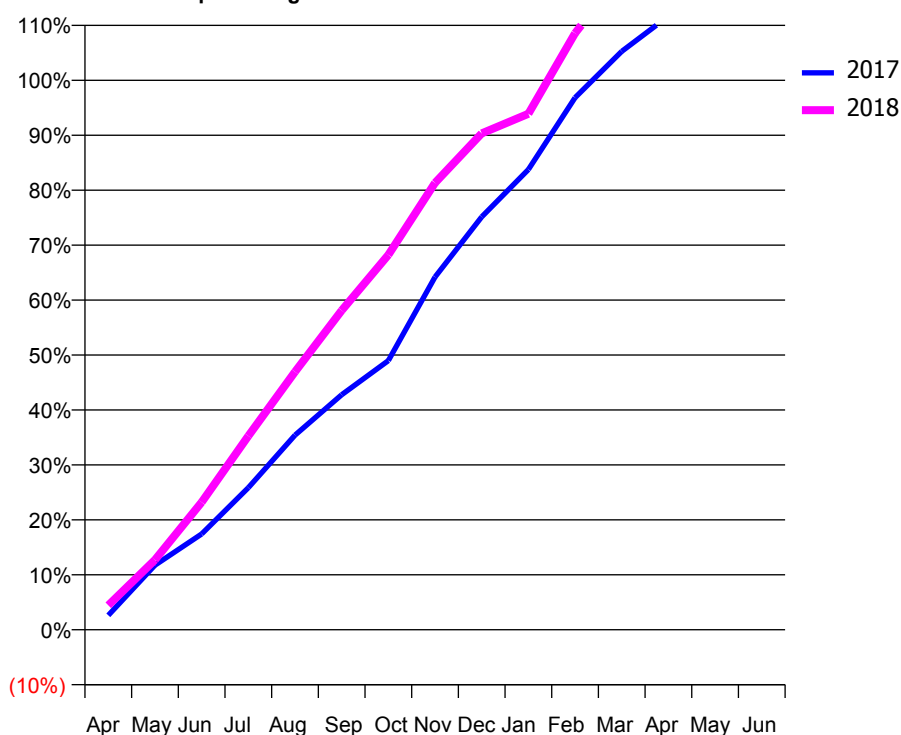
Q70 - Vital Signs Orthodontic At a Glance Contract Report for 745383/0001 - March 2018

Name or company name	MR DJ GALE	17/18 Contracted general activity (UDA)	0
Contract type name	PDS Contract	Carry forward general activity (UDA)	0
Purpose of contract	Orthodontic	17/18 Contracted orthodontic activity (UOA)	7,045
Contract start date	01/04/2006	Carry forward orthodontic activity (UOA)	0
Contract end date	31/03/2026	Baseline contract value	£499,446.38

ACCESS	Contract	England and Wales
24 month ratio of assessments to patient IDs	1.06	1.04

ACTIVITY	Contract
Contract assess and fit appliances (case starts) as a percentage of Area Team case starts	4.6 %

Cumulative percentage of contracted UOA delivered 2017 & 2018



Month	Adjusted Scheduled Activity (UOA)		
	2016	2017	2018
April	172	185	314
May	692	828	896
June	1,001	1,228	1,636
July	1,978	1,822	2,485
August	2,602	2,495	3,307
September	2,932	3,014	4,093
October	3,594	3,450	4,806
November	4,403	4,522	5,730
December	5,170	5,294	6,364
January	5,562	5,900	6,615
February	6,221	6,823	7,648
March	6,781	7,416	8,405
April	6,881	7,865	
May	6,881	7,866	
June	6,881	7,866	

QUALITY (rolling 12 month period)

	Contract Quantity	Contract Base Number	Contract *	Area Team	Region	England
% of all assessments that were assess and fit appliances (case starts)	411	757	54.3%	56.9%	62.5%	60.1%
% of all assessments that were assess and refuse	163	757	21.5%	14.5%	10.1%	11.3%
% of all assessments that were assess and review	183	757	24.2%	28.6%	27.4%	28.6%
% of case starts with a reported IOTN of 3 and Aesthetic Component of 5 or below	4	411	1.0%	0.3%	0.1%	0.1%
% of case starts with a reported IOTN of 3 and Aesthetic Component of 6 or above	1	411	0.2%	4.6%	3.4%	4.1%
% of case starts with a reported IOTN of 4	322	411	78.3%	76.1%	77.7%	77.7%
% of case starts with a reported IOTN of 5	83	411	20.2%	18.1%	17.4%	16.8 %
% of concluded courses in receipt of dual-arch fixed appliances	297	318	93.4%	74.2%	73.0%	73.8%
% of concluded courses where treatment was abandoned or discontinued	13	318	4.1%	7.9%	6.3%	7.0%
% of patients satisfied with the treatment they have received	20	21	95.2%	94.8%	96.0%	96.0%

* Figures in italics indicate that the base number is less than 100.

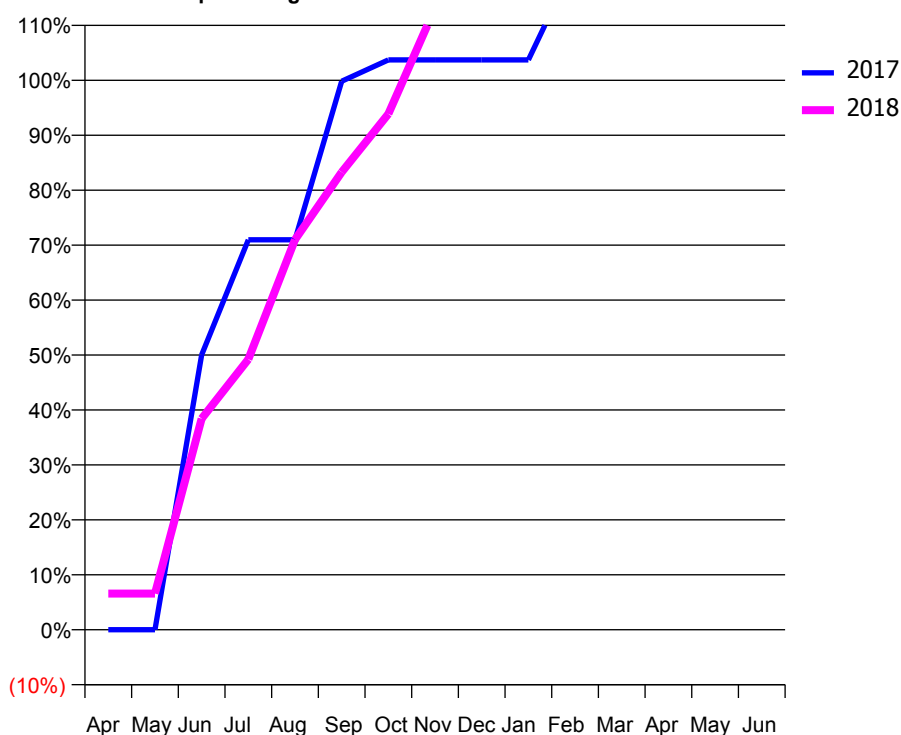
Q70 - Vital Signs Orthodontic At a Glance Contract Report for 767689/0001 - March 2018

Name or company name	Southampton Orthodontic Centre	17/18 Contracted general activity (UDA)	0
Contract type name	PDS Contract	Carry forward general activity (UDA)	0
Purpose of contract	Orthodontic	17/18 Contracted orthodontic activity (UOA)	12,502
Contract start date	30/10/2009	Carry forward orthodontic activity (UOA)	0
Contract end date	31/03/2019	Baseline contract value	£682,941.69

ACCESS	Contract	England and Wales
24 month ratio of assessments to patient IDs	1.00	1.04

ACTIVITY	Contract
Contract assess and fit appliances (case starts) as a percentage of Area Team case starts	9.0 %

Cumulative percentage of contracted UOA delivered 2017 & 2018



Month	Adjusted Scheduled Activity (UOA)		
	2016	2017	2018
April	1,010	0	823
May	2,505	0	823
June	3,578	6,254	4,803
July	6,150	8,874	6,155
August	7,779	8,874	8,876
September	9,066	12,481	10,411
October	10,019	12,966	11,736
November	12,116	12,966	14,146
December	12,956	12,966	14,654
January	12,981	12,966	14,654
February	12,981	15,179	15,011
March	12,981	15,179	16,531
April	12,981	15,179	
May	12,981	15,179	
June	13,002	15,179	

QUALITY (rolling 12 month period)	Contract Quantity	Contract Base Number	Contract *	Area Team	Region	England
% of all assessments that were assess and fit appliances (case starts)	795	795	100.0%	56.9%	62.5%	60.1%
% of all assessments that were assess and refuse	0	795	0.0%	14.5%	10.1%	11.3%
% of all assessments that were assess and review	0	795	0.0%	28.6%	27.4%	28.6%
% of case starts with a reported IOTN of 3 and Aesthetic Component of 5 or below	0	795	N/A	0.3%	0.1%	0.1%
% of case starts with a reported IOTN of 3 and Aesthetic Component of 6 or above	0	795	N/A	4.6%	3.4%	4.1%
% of case starts with a reported IOTN of 4	716	795	90.1%	76.1%	77.7%	77.7%
% of case starts with a reported IOTN of 5	74	795	9.3%	18.1%	17.4%	16.8 %
% of concluded courses in receipt of dual-arch fixed appliances	536	770	69.6%	74.2%	73.0%	73.8%
% of concluded courses where treatment was abandoned or discontinued	100	770	13.0%	7.9%	6.3%	7.0%
% of patients satisfied with the treatment they have received	12	12	100.0%	94.8%	96.0%	96.0%

* Figures in italics indicate that the base number is less than 100.

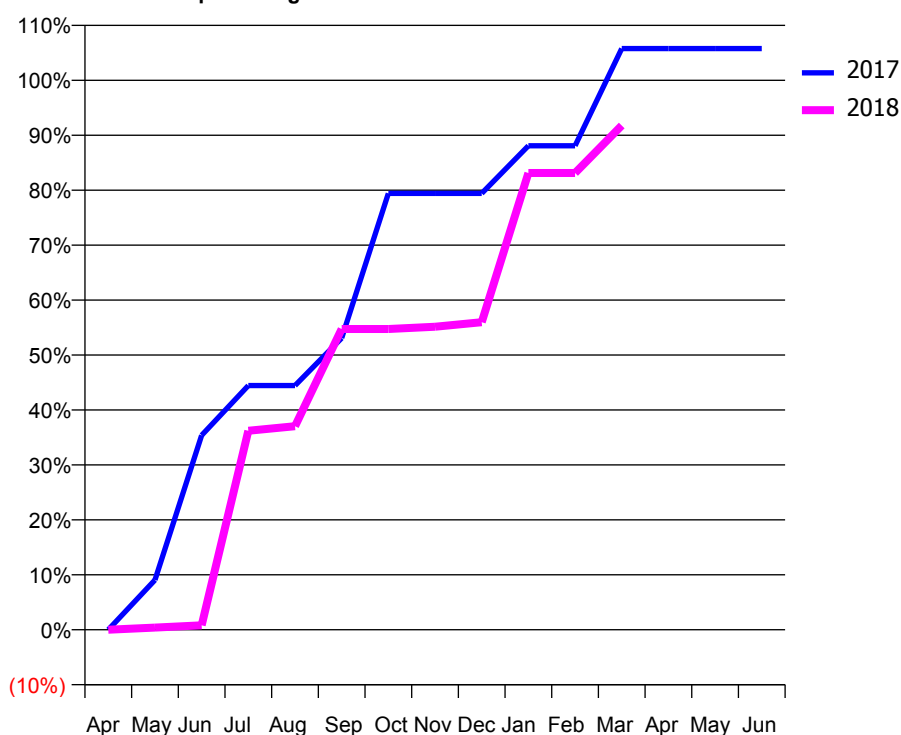
Q70 - Vital Signs Orthodontic At a Glance Contract Report for 820563/0001 - March 2018

Name or company name	MR MJ COLE	17/18 Contracted general activity (UDA)	1,870
Contract type name	GDS Contract	Carry forward general activity (UDA)	36
Purpose of contract	General and Orthodontic	17/18 Contracted orthodontic activity (UOA)	243
Contract start date	01/04/2006	Carry forward orthodontic activity (UOA)	0
Contract end date		Baseline contract value	£64,411.65

ACCESS	Contract	England and Wales
24 month ratio of assessments to patient IDs	1.00	1.04

ACTIVITY	Contract
Contract assess and fit appliances (case starts) as a percentage of Area Team case starts	0.1 %

Cumulative percentage of contracted UOA delivered 2017 & 2018



Month	Adjusted Scheduled Activity (UOA)		
	2016	2017	2018
April	-7	0	0
May	36	22	1
June	36	86	2
July	78	108	88
August	78	108	90
September	100	129	133
October	126	193	133
November	127	193	134
December	150	193	136
January	151	214	202
February	180	214	202
March	186	257	223
April	229	257	
May	229	257	
June	229	257	

QUALITY (rolling 12 month period)

	Contract Quantity	Contract Base Number	Contract *	Area Team	Region	England
% of all assessments that were assess and fit appliances (case starts)	10	23	43.5%	56.9%	62.5%	60.1%
% of all assessments that were assess and refuse	3	23	13.0%	14.5%	10.1%	11.3%
% of all assessments that were assess and review	10	23	43.5%	28.6%	27.4%	28.6%
% of case starts with a reported IOTN of 3 and Aesthetic Component of 5 or below	0	10	N/A	0.3%	0.1%	0.1%
% of case starts with a reported IOTN of 3 and Aesthetic Component of 6 or above	3	10	30.0%	4.6%	3.4%	4.1%
% of case starts with a reported IOTN of 4	7	10	70.0%	76.1%	77.7%	77.7%
% of case starts with a reported IOTN of 5	0	10	N/A	18.1%	17.4%	16.8 %
% of concluded courses in receipt of dual-arch fixed appliances	0	13	N/A	74.2%	73.0%	73.8%
% of concluded courses where treatment was abandoned or discontinued	2	13	15.4%	7.9%	6.3%	7.0%
% of patients satisfied with the treatment they have received	0	0	N/A	94.8%	96.0%	96.0%

* Figures in italics indicate that the base number is less than 100.

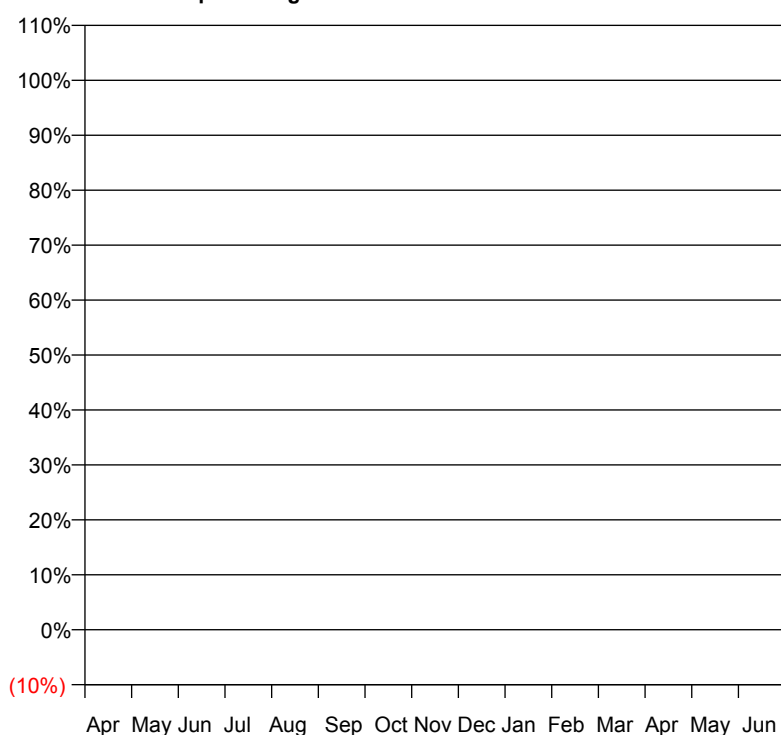
Q70 - Vital Signs Orthodontic At a Glance Contract Report for 841692/0001 - March 2018

Name or company name	Perfect Smile Cosham Partnership	17/18 Contracted general activity (UDA)	15,739
Contract type name	GDS Contract	Carry forward general activity (UDA)	0
Purpose of contract	General	17/18 Contracted orthodontic activity (UOA)	0
Contract start date	01/04/2006	Carry forward orthodontic activity (UOA)	0
Contract end date		Baseline contract value	£407,025.09

ACCESS	Contract	England and Wales
24 month ratio of assessments to patient IDs	1.00	1.04

ACTIVITY	Contract
Contract assess and fit appliances (case starts) as a percentage of Area Team case starts	0.0 %

Cumulative percentage of contracted UOA delivered 2017 & 2018



Month	Adjusted Scheduled Activity (UOA)		
	2016	2017	2018
April	0	0	0
May	0	0	0
June	0	0	0
July	0	0	0
August	0	0	1
September	0	0	1
October	0	0	1
November	0	0	1
December	0	0	1
January	0	0	1
February	0	0	1
March	0	0	1
April	0	0	
May	0	0	
June	0	0	

QUALITY (rolling 12 month period)

	Contract Quantity	Contract Base Number	Contract *	Area Team	Region	England
% of all assessments that were assess and fit appliances (case starts)	0	1	0.0%	56.9%	62.5%	60.1%
% of all assessments that were assess and refuse	0	1	0.0%	14.5%	10.1%	11.3%
% of all assessments that were assess and review	1	1	100.0%	28.6%	27.4%	28.6%
% of case starts with a reported IOTN of 3 and Aesthetic Component of 5 or below	0	0	N/A	0.3%	0.1%	0.1%
% of case starts with a reported IOTN of 3 and Aesthetic Component of 6 or above	0	0	N/A	4.6%	3.4%	4.1%
% of case starts with a reported IOTN of 4	0	0	N/A	76.1%	77.7%	77.7%
% of case starts with a reported IOTN of 5	0	0	N/A	18.1%	17.4%	16.8 %
% of concluded courses in receipt of dual-arch fixed appliances	0	0	N/A	74.2%	73.0%	73.8%
% of concluded courses where treatment was abandoned or discontinued	0	0	N/A	7.9%	6.3%	7.0%
% of patients satisfied with the treatment they have received	0	0	N/A	94.8%	96.0%	96.0%

* Figures in italics indicate that the base number is less than 100.

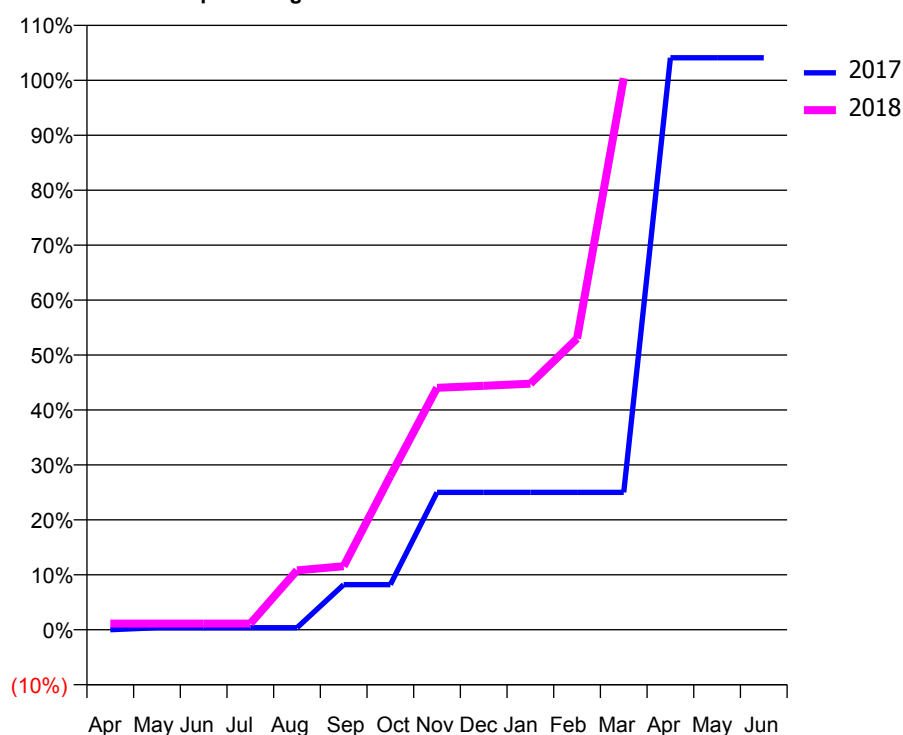
Q70 - Vital Signs Orthodontic At a Glance Contract Report for 915394/0001 - March 2018

Name or company name	Linden Avenue Partnership	17/18 Contracted general activity (UDA)	2,800
Contract type name	GDS Contract	Carry forward general activity (UDA)	75
Purpose of contract	General and Orthodontic	17/18 Contracted orthodontic activity (UOA)	268
Contract start date	01/04/2006	Carry forward orthodontic activity (UOA)	0
Contract end date		Baseline contract value	£89,245.19

ACCESS	Contract	England and Wales
24 month ratio of assessments to patient IDs	1.03	1.04

ACTIVITY	Contract
Contract assess and fit appliances (case starts) as a percentage of Area Team case starts	0.2 %

Cumulative percentage of contracted UOA delivered 2017 & 2018



Month	Adjusted Scheduled Activity (UOA)		
	2016	2017	2018
April	-63	0	3
May	-35	1	3
June	-34	1	3
July	-10	1	3
August	12	1	29
September	12	22	31
October	37	22	75
November	37	67	118
December	102	67	119
January	104	67	120
February	190	67	142
March	190	67	269
April	191	279	
May	233	279	
June	233	279	

QUALITY (rolling 12 month period)	Contract Quantity	Contract Base Number	Contract *	Area Team	Region	England
% of all assessments that were assess and fit appliances (case starts)	22	41	53.7%	56.9%	62.5%	60.1%
% of all assessments that were assess and refuse	6	41	14.6%	14.5%	10.1%	11.3%
% of all assessments that were assess and review	13	41	31.7%	28.6%	27.4%	28.6%
% of case starts with a reported IOTN of 3 and Aesthetic Component of 5 or below	0	22	N/A	0.3%	0.1%	0.1%
% of case starts with a reported IOTN of 3 and Aesthetic Component of 6 or above	0	22	N/A	4.6%	3.4%	4.1%
% of case starts with a reported IOTN of 4	22	22	100.0%	76.1%	77.7%	77.7%
% of case starts with a reported IOTN of 5	0	22	N/A	18.1%	17.4%	16.8 %
% of concluded courses in receipt of dual-arch fixed appliances	1	32	3.1%	74.2%	73.0%	73.8%
% of concluded courses where treatment was abandoned or discontinued	2	32	6.3%	7.9%	6.3%	7.0%
% of patients satisfied with the treatment they have received	1	1	100.0%	94.8%	96.0%	96.0%

* Figures in italics indicate that the base number is less than 100.

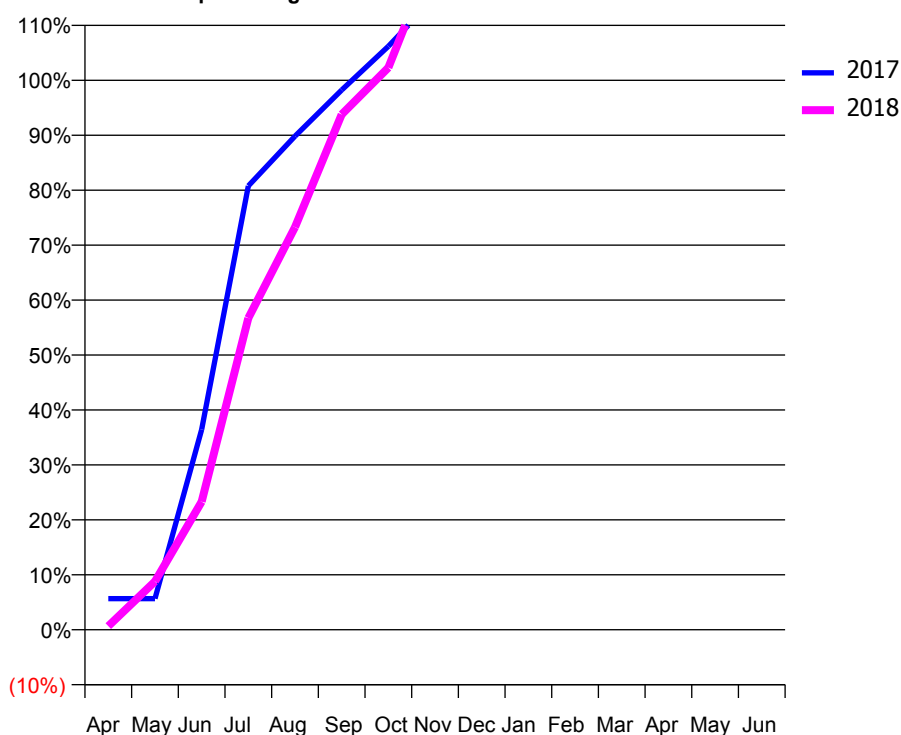
Q70 - Vital Signs Orthodontic At a Glance Contract Report for 939900/0001 - March 2018

Name or company name	MRS KM ROWLAND	17/18 Contracted general activity (UDA)	0
Contract type name	GDS Contract	Carry forward general activity (UDA)	0
Purpose of contract	Orthodontic	17/18 Contracted orthodontic activity (UOA)	3,349
Contract start date	01/04/2006	Carry forward orthodontic activity (UOA)	0
Contract end date		Baseline contract value	£315,820.03

ACCESS	Contract	England and Wales
24 month ratio of assessments to patient IDs	1.01	1.04

ACTIVITY	Contract
Contract assess and fit appliances (case starts) as a percentage of Area Team case starts	3.9 %

Cumulative percentage of contracted UOA delivered 2017 & 2018



Month	Adjusted Scheduled Activity (UOA)		
	2016	2017	2018
April	0	190	22
May	0	190	295
June	0	1,220	781
July	1,609	2,705	1,900
August	1,992	3,008	2,454
September	2,225	3,289	3,141
October	2,501	3,556	3,426
November	2,770	3,855	4,139
December	2,821	3,855	4,790
January	3,087	4,438	5,162
February	4,190	4,581	5,859
March	5,085	5,927	6,660
April	5,315	6,973	
May	5,315	6,973	
June	5,315	6,974	

QUALITY (rolling 12 month period)

	Contract Quantity	Contract Base Number	Contract *	Area Team	Region	England
% of all assessments that were assess and fit appliances (case starts)	342	1,026	33.3%	56.9%	62.5%	60.1%
% of all assessments that were assess and refuse	77	1,026	7.5%	14.5%	10.1%	11.3%
% of all assessments that were assess and review	607	1,026	59.2%	28.6%	27.4%	28.6%
% of case starts with a reported IOTN of 3 and Aesthetic Component of 5 or below	1	342	0.3%	0.3%	0.1%	0.1%
% of case starts with a reported IOTN of 3 and Aesthetic Component of 6 or above	81	342	23.7%	4.6%	3.4%	4.1%
% of case starts with a reported IOTN of 4	222	342	64.9%	76.1%	77.7%	77.7%
% of case starts with a reported IOTN of 5	36	342	10.5%	18.1%	17.4%	16.8 %
% of concluded courses in receipt of dual-arch fixed appliances	219	262	83.6%	74.2%	73.0%	73.8%
% of concluded courses where treatment was abandoned or discontinued	26	262	9.9%	7.9%	6.3%	7.0%
% of patients satisfied with the treatment they have received	8	8	100.0%	94.8%	96.0%	96.0%

* Figures in italics indicate that the base number is less than 100.

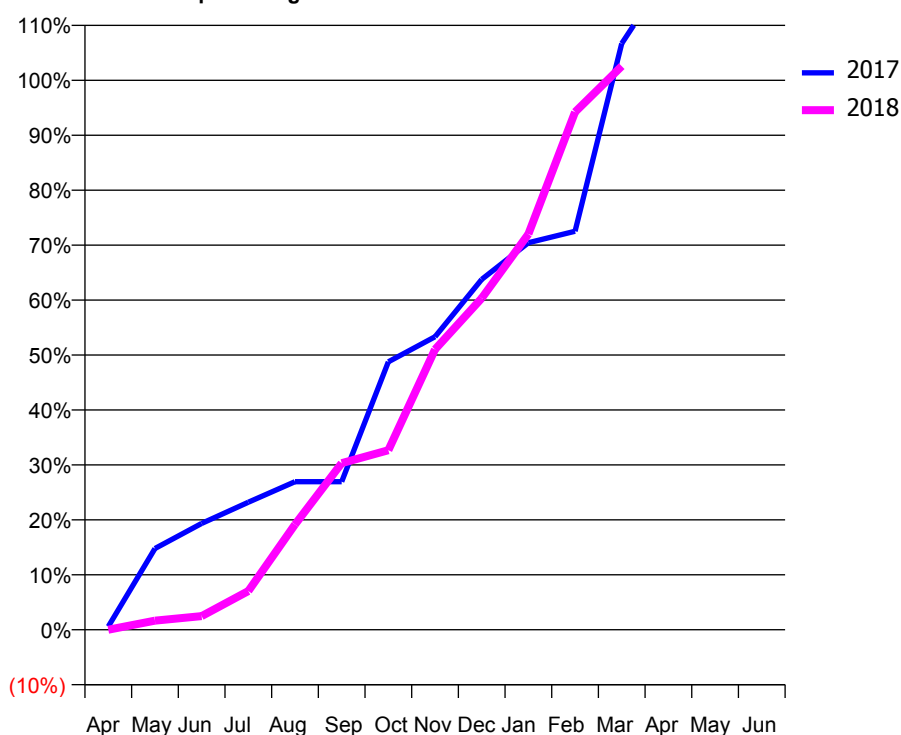
Q70 - Vital Signs Orthodontic At a Glance Contract Report for 946532/0001 - March 2018

Name or company name	Hartridge & Turnbull	17/18 Contracted general activity (UDA)	0
Contract type name	PDS Contract	Carry forward general activity (UDA)	0
Purpose of contract	Orthodontic	17/18 Contracted orthodontic activity (UOA)	5,060
Contract start date	04/01/2010	Carry forward orthodontic activity (UOA)	0
Contract end date	31/03/2019	Baseline contract value	£263,456.02

ACCESS	Contract	England and Wales
24 month ratio of assessments to patient IDs	1.01	1.04

ACTIVITY	Contract
Contract assess and fit appliances (case starts) as a percentage of Area Team case starts	3.1 %

Cumulative percentage of contracted UOA delivered 2017 & 2018



Month	Adjusted Scheduled Activity (UOA)		
	2016	2017	2018
April	-565	30	0
May	-284	749	84
June	-255	979	126
July	354	1,175	357
August	692	1,364	969
September	947	1,364	1,534
October	2,025	2,467	1,653
November	2,214	2,698	2,582
December	2,933	3,226	3,053
January	3,248	3,564	3,644
February	4,257	3,669	4,767
March	4,982	5,399	5,190
April	5,004	6,051	
May	5,004	6,051	
June	5,004	6,051	

QUALITY (rolling 12 month period)

	Contract Quantity	Contract Base Number	Contract *	Area Team	Region	England
% of all assessments that were assess and fit appliances (case starts)	276	335	82.4%	56.9%	62.5%	60.1%
% of all assessments that were assess and refuse	19	335	5.7%	14.5%	10.1%	11.3%
% of all assessments that were assess and review	40	335	11.9%	28.6%	27.4%	28.6%
% of case starts with a reported IOTN of 3 and Aesthetic Component of 5 or below	0	276	N/A	0.3%	0.1%	0.1%
% of case starts with a reported IOTN of 3 and Aesthetic Component of 6 or above	7	276	2.5%	4.6%	3.4%	4.1%
% of case starts with a reported IOTN of 4	181	276	65.6%	76.1%	77.7%	77.7%
% of case starts with a reported IOTN of 5	87	276	31.5%	18.1%	17.4%	16.8 %
% of concluded courses in receipt of dual-arch fixed appliances	191	222	86.0%	74.2%	73.0%	73.8%
% of concluded courses where treatment was abandoned or discontinued	12	222	5.4%	7.9%	6.3%	7.0%
% of patients satisfied with the treatment they have received	7	7	100.0%	94.8%	96.0%	96.0%

* Figures in italics indicate that the base number is less than 100.