

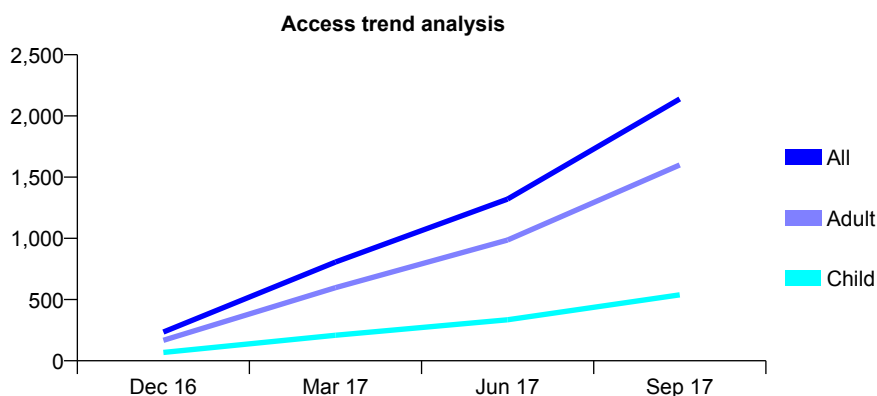
Q47 - Vital Signs At a Glance Contract Report for 100206/0000 - September 2017

Name or company name	Genix Healthcare Ltd
Contract type name	PDS Contract
Purpose of contract	General
Contract start date	10/10/2016
Contract end date	31/07/2026

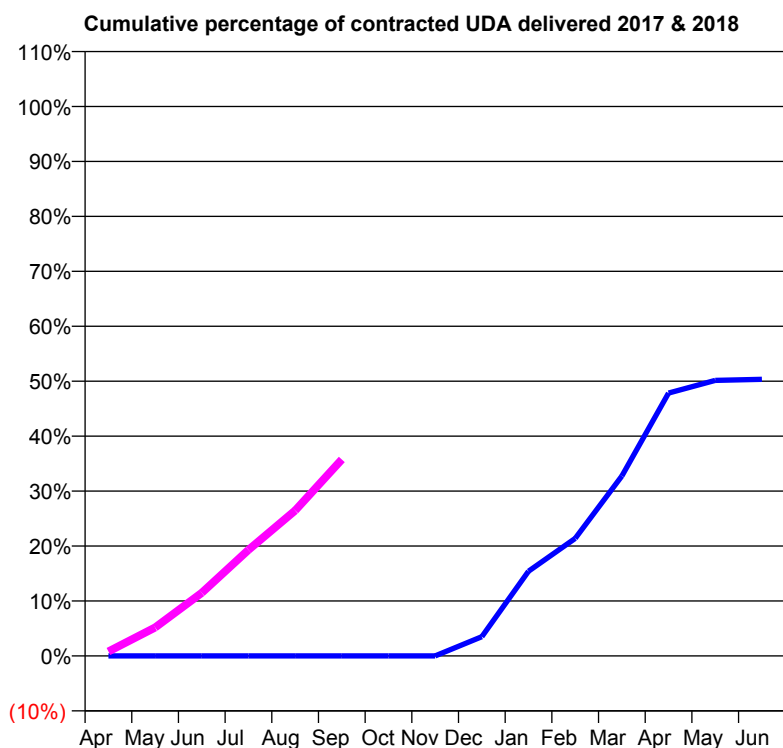
17/18 Contracted general activity (UDA)	12,188
Carry forward general activity (UDA)	0
17/18 Contracted orthodontic activity (UOA)	0
Carry forward orthodontic activity (UOA)	0
Baseline contract value	£477,774.00

ACCESS*

Patients seen in 24 months	Total	Change since previous quarter
Quarter ending September 2016	0	
Quarter ending December 2016	235	↑
Quarter ending March 2017	807	↑
Quarter ending June 2017	1,321	↑
Quarter ending September 2017	2,139	↑
Variance since September 2016	N/A	



ACTIVITY



Month	Adjusted Scheduled Activity (UDA)	
	2017	2018
April	0	98
May	0	632
June	0	1,400
July	0	2,354
August	0	3,226
September	0	4,359
October	0	
November	0	
December	162	
January	716	
February	992	
March	1,520	
April	2,220	
May	2,327	
June	2,335	

QUALITY

	Quantity	Base Number	Contract	AT	Region	England
% of FP17s for the same patient ID Re-attending within 3 months - Children	38	529	7.2%	13.8%	12.8%	11.9%
% of FP17s for the same patient ID Re-attending within 3 months - Adults	190	1,591	11.9%	16.4%	16.5%	15.9%
% of FP17s for the same patient ID Re-attending between 3 & 9 months - Children	79	529	14.9%	57.5%	59.7%	58.1%
% of FP17s for the same patient ID Re-attending between 3 & 9 months - Adults	264	1,591	16.6%	51.4%	53.0%	50.6%
% of FP17s for Band 1 Urgent Courses	131	1,769	7.4%	10.9%	9.2%	9.1%
% of FP17s Relating to Free Repair or Replacements	24	1,769	1.4%	0.9%	1.0%	0.8%
% of FP17s Relating to Continuations	27	1,769	1.5%	1.1%	1.2%	1.1%
% of Patients satisfied with the dentistry they have received	3	3	N/A	91.2%	91.6%	91.4%
% of Patients satisfied with the time they had to wait for an appointment	2	3	N/A	86.8%	88.1%	87.7%

* This is based on patients treated on this contract for their most recent course of treatment. Figures in italics indicate the base number of FP17s or Patient Questionnaire responses are less than 100. N/A is shown where the base number of responses is less than 10 during the period. % is calculated as Quantity/Base number*100

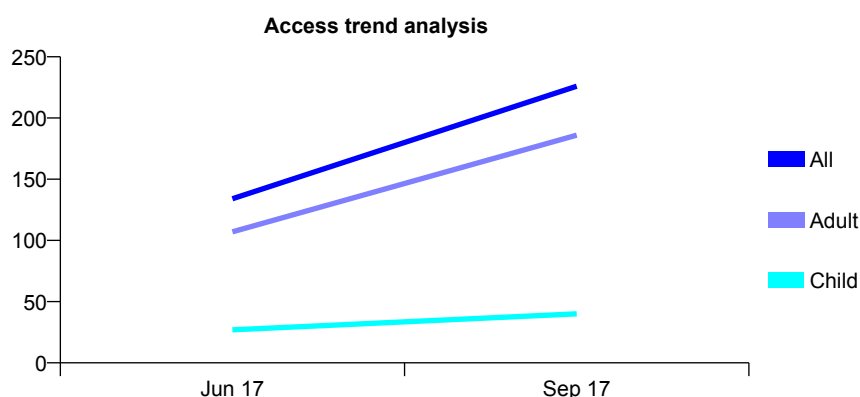
Q47 - Vital Signs At a Glance Contract Report for 100220/0000 - September 2017

Name or company name	Genix Healthcare Ltd
Contract type name	PDS Contract
Purpose of contract	General
Contract start date	10/10/2016
Contract end date	01/09/2026

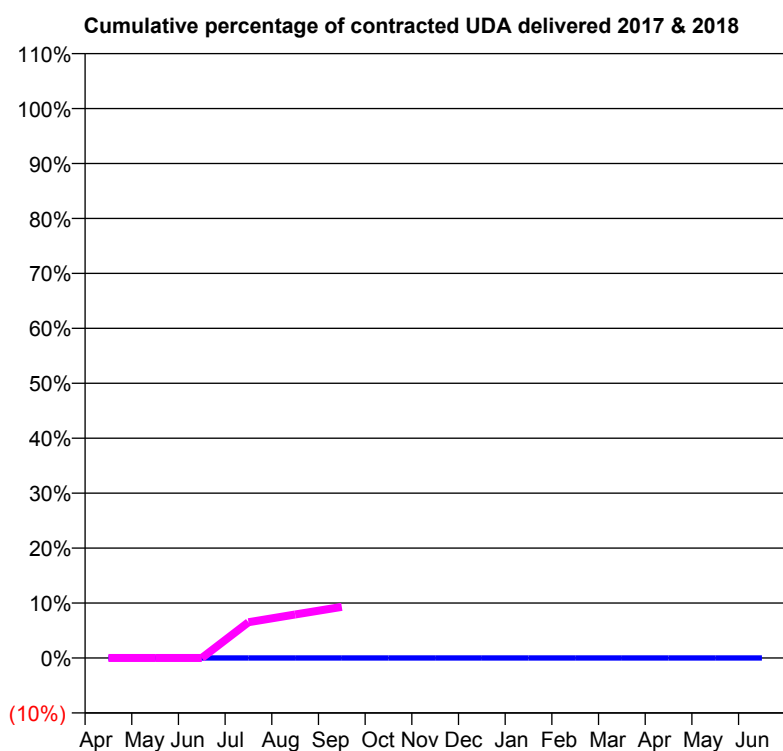
17/18 Contracted general activity (UDA)	6,113
Carry forward general activity (UDA)	0
17/18 Contracted orthodontic activity (UOA)	0
Carry forward orthodontic activity (UOA)	0
Baseline contract value	£239,622.00

ACCESS*

Patients seen in 24 months	Total	Change since previous quarter
Quarter ending September 2016	0	
Quarter ending December 2016	0	
Quarter ending March 2017	0	
Quarter ending June 2017	134	↑
Quarter ending September 2017	226	↑
Variance since September 2016	N/A	



ACTIVITY



Month	Adjusted Scheduled Activity (UDA)	
	2017	2018
April	0	0
May	0	0
June	0	0
July	0	398
August	0	485
September	0	569
October	0	
November	0	
December	0	
January	0	
February	0	
March	0	
April	0	
May	0	
June	0	

QUALITY

	Quantity	Base Number	Contract	AT	Region	England
% of FP17s for the same patient ID Re-attending within 3 months - Children	2	47	4.3%	13.8%	12.8%	11.9%
% of FP17s for the same patient ID Re-attending within 3 months - Adults	2	221	0.9%	16.4%	16.5%	15.9%
% of FP17s for the same patient ID Re-attending between 3 & 9 months - Children	1	47	2.1%	57.5%	59.7%	58.1%
% of FP17s for the same patient ID Re-attending between 3 & 9 months - Adults	1	221	0.5%	51.4%	53.0%	50.6%
% of FP17s for Band 1 Urgent Courses	13	223	5.8%	10.9%	9.2%	9.1%
% of FP17s Relating to Free Repair or Replacements	0	223	0.0%	0.9%	1.0%	0.8%
% of FP17s Relating to Continuations	3	223	1.3%	1.1%	1.2%	1.1%
% of Patients satisfied with the dentistry they have received	1	1	N/A	91.2%	91.6%	91.4%
% of Patients satisfied with the time they had to wait for an appointment	1	1	N/A	86.8%	88.1%	87.7%

* This is based on patients treated on this contract for their most recent course of treatment. Figures in italics indicate the base number of FP17s or Patient Questionnaire responses are less than 100. N/A is shown where the base number of responses is less than 10 during the period. % is calculated as Quantity/Base number*100

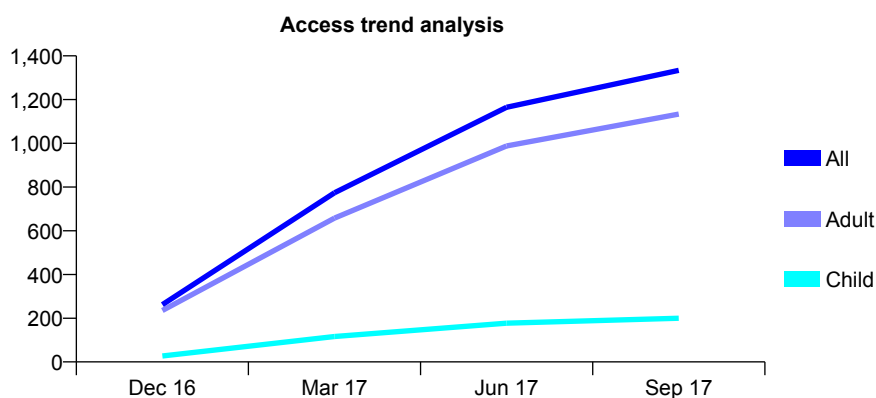
Q47 - Vital Signs At a Glance Contract Report for 100235/0000 - September 2017

Name or company name	Blackpool PCT
Contract type name	PDS Contract
Purpose of contract	General
Contract start date	01/04/2016
Contract end date	31/03/2018

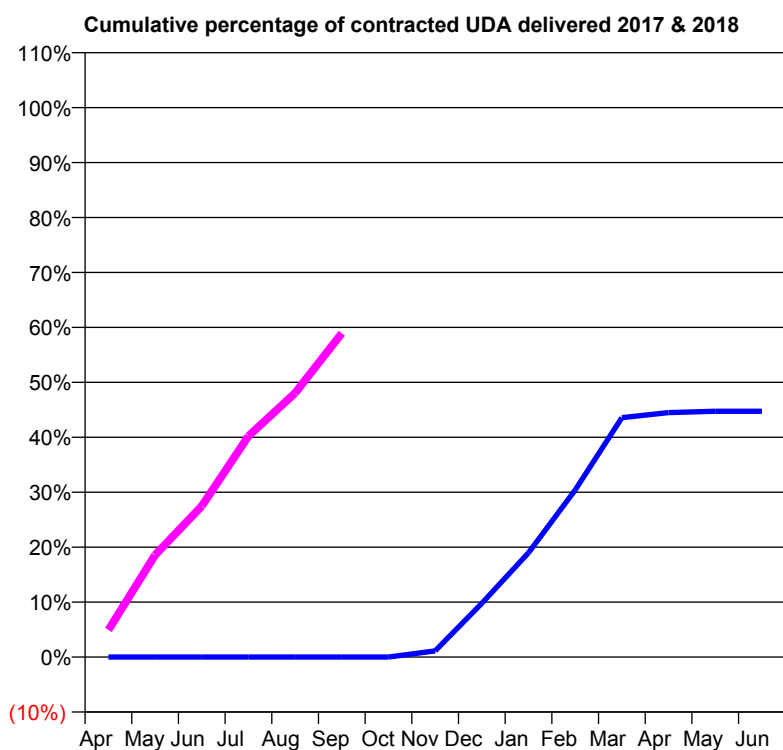
17/18 Contracted general activity (UDA)	6,200
Carry forward general activity (UDA)	0
17/18 Contracted orthodontic activity (UOA)	0
Carry forward orthodontic activity (UOA)	0
Baseline contract value	£0.00

ACCESS*

Patients seen in 24 months	Total	Change since previous quarter
Quarter ending September 2016	0	
Quarter ending December 2016	262	↑
Quarter ending March 2017	774	↑
Quarter ending June 2017	1,165	↑
Quarter ending September 2017	1,334	↑
Variance since September 2016	N/A	



ACTIVITY



Month	Adjusted Scheduled Activity (UDA)	
	2017	2018
April	0	306
May	0	1,151
June	0	1,704
July	0	2,493
August	0	2,979
September	0	3,653
October	0	
November	69	
December	607	
January	1,177	
February	1,887	
March	2,702	
April	2,758	
May	2,773	
June	2,773	

QUALITY

	Quantity	Base Number	Contract	AT	Region	England
% of FP17s for the same patient ID Re-attending within 3 months - Children	8	156	5.1%	13.8%	12.8%	11.9%
% of FP17s for the same patient ID Re-attending within 3 months - Adults	234	1,040	22.5%	16.4%	16.5%	15.9%
% of FP17s for the same patient ID Re-attending between 3 & 9 months - Children	44	156	28.2%	57.5%	59.7%	58.1%
% of FP17s for the same patient ID Re-attending between 3 & 9 months - Adults	312	1,040	30.0%	51.4%	53.0%	50.6%
% of FP17s for Band 1 Urgent Courses	92	1,166	7.9%	10.9%	9.2%	9.1%
% of FP17s Relating to Free Repair or Replacements	48	1,166	4.1%	0.9%	1.0%	0.8%
% of FP17s Relating to Continuations	51	1,166	4.4%	1.1%	1.2%	1.1%
% of Patients satisfied with the dentistry they have received	2	2	N/A	91.2%	91.6%	91.4%
% of Patients satisfied with the time they had to wait for an appointment	2	2	N/A	86.8%	88.1%	87.7%

* This is based on patients treated on this contract for their most recent course of treatment. Figures in italics indicate the base number of FP17s or Patient Questionnaire responses are less than 100. N/A is shown where the base number of responses is less than 10 during the period. % is calculated as Quantity/Base number*100

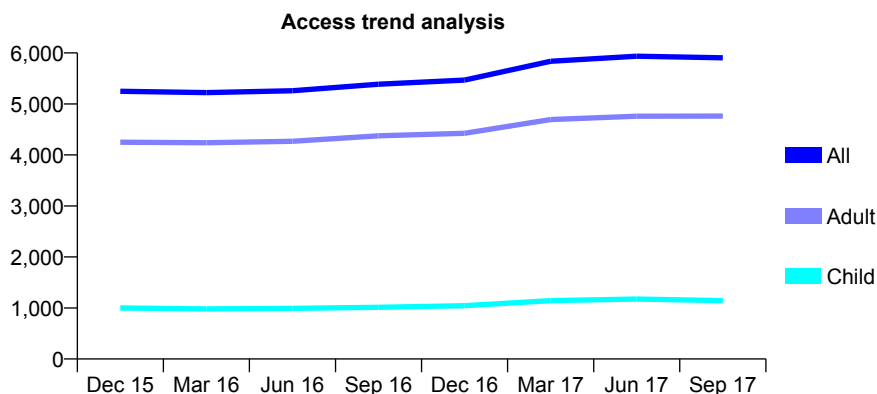
Q47 - Vital Signs At a Glance Contract Report for 101281/0014 - September 2017

Name or company name	OASIS DENTAL CARE LTD
Contract type name	Pilot Contract
Purpose of contract	General
Contract start date	01/04/2006
Contract end date	

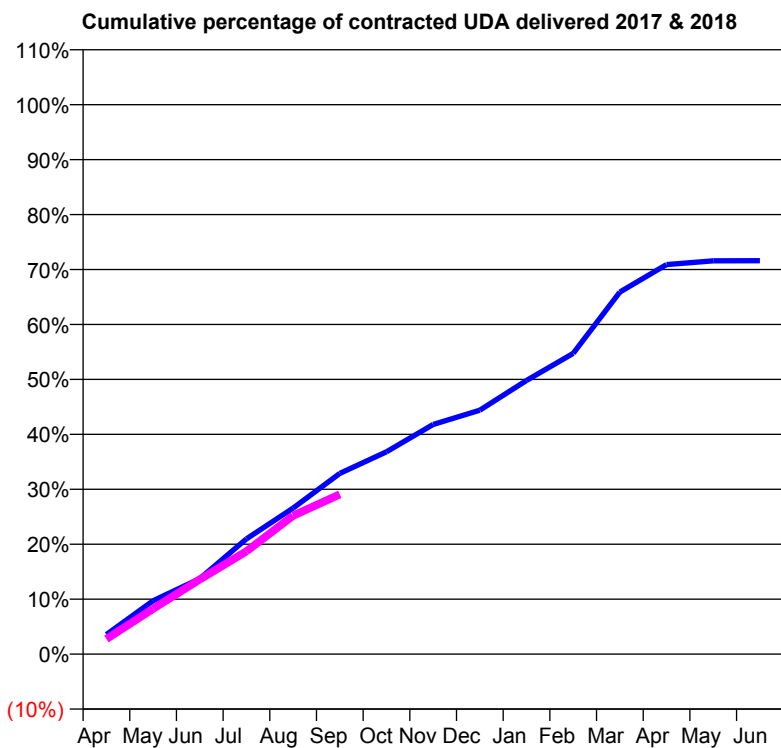
17/18 Contracted general activity (UDA)	23,097
Carry forward general activity (UDA)	0
17/18 Contracted orthodontic activity (UOA)	0
Carry forward orthodontic activity (UOA)	0
Baseline contract value	£685,703.49

ACCESS*

Patients seen in 24 months	Total	Change since previous quarter
Quarter ending September 2016	5,388	
Quarter ending December 2016	5,469	→
Quarter ending March 2017	5,837	↑
Quarter ending June 2017	5,936	→
Quarter ending September 2017	5,905	→
Variance since September 2016	9.6%	↑



ACTIVITY



Month	Adjusted Scheduled Activity (UDA)	
	2017	2018
April	827	634
May	2,244	1,907
June	3,177	3,142
July	4,846	4,325
August	6,142	5,822
September	7,600	6,718
October	8,505	
November	9,653	
December	10,253	
January	11,503	
February	12,640	
March	15,221	
April	16,374	
May	16,530	
June	16,538	

QUALITY

	Quantity	Base Number	Contract	AT	Region	England
% of FP17s for the same patient ID Re-attending within 3 months - Children	28	654	4.3%	13.8%	12.8%	11.9%
% of FP17s for the same patient ID Re-attending within 3 months - Adults	373	2,954	12.6%	16.4%	16.5%	15.9%
% of FP17s for the same patient ID Re-attending between 3 & 9 months - Children	327	654	50.0%	57.5%	59.7%	58.1%
% of FP17s for the same patient ID Re-attending between 3 & 9 months - Adults	1,531	2,954	51.8%	51.4%	53.0%	50.6%
% of FP17s for Band 1 Urgent Courses	100	3,020	3.3%	10.9%	9.2%	9.1%
% of FP17s Relating to Free Repair or Replacements	45	3,020	1.5%	0.9%	1.0%	0.8%
% of FP17s Relating to Continuations	35	3,020	1.2%	1.1%	1.2%	1.1%
% of Patients satisfied with the dentistry they have received	8	9	N/A	91.2%	91.6%	91.4%
% of Patients satisfied with the time they had to wait for an appointment	9	9	N/A	86.8%	88.1%	87.7%

* This is based on patients treated on this contract for their most recent course of treatment. Figures in italics indicate the base number of FP17s or Patient Questionnaire responses are less than 100. N/A is shown where the base number of responses is less than 10 during the period. % is calculated as Quantity/Base number*100

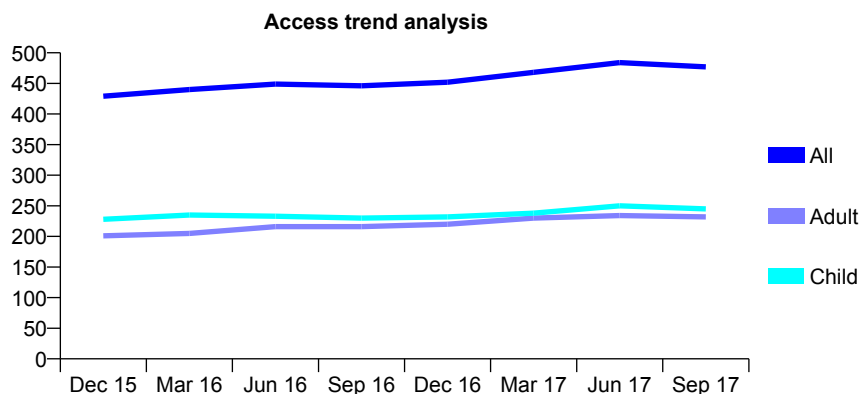
Q47 - Vital Signs At a Glance Contract Report for 101281/0020 - September 2017

Name or company name	OASIS DENTAL CARE LTD
Contract type name	GDS Contract
Purpose of contract	General
Contract start date	01/04/2006
Contract end date	

17/18 Contracted general activity (UDA)	1,000
Carry forward general activity (UDA)	0
17/18 Contracted orthodontic activity (UOA)	0
Carry forward orthodontic activity (UOA)	0
Baseline contract value	£33,249.55

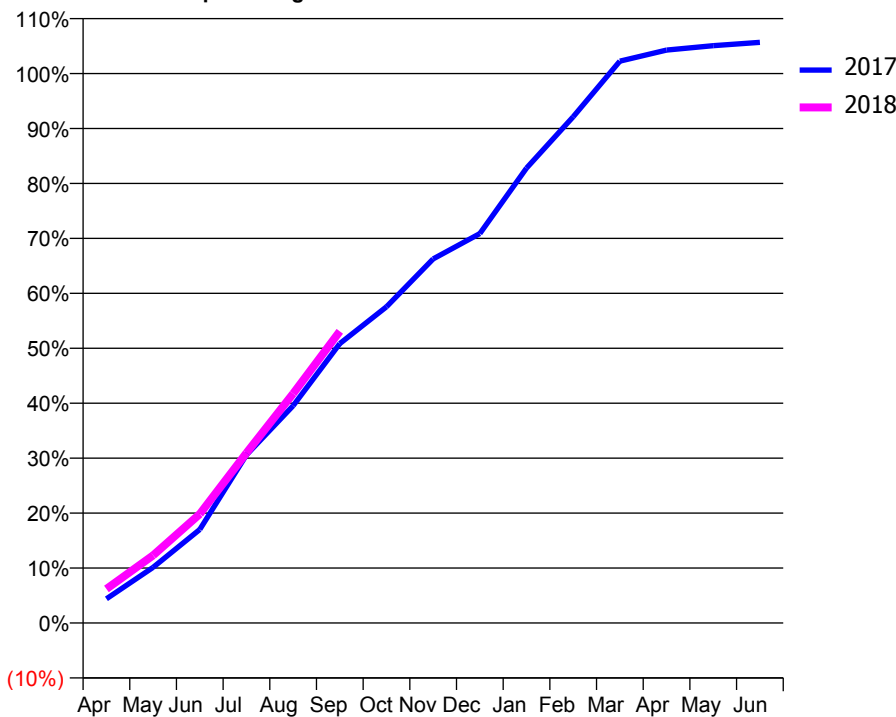
ACCESS*

Patients seen in 24 months	Total	Change since previous quarter
Quarter ending September 2016	446	
Quarter ending December 2016	452	→
Quarter ending March 2017	468	↑
Quarter ending June 2017	484	↑
Quarter ending September 2017	477	↓
Variance since September 2016	7.0%	↑



ACTIVITY

Cumulative percentage of contracted UDA delivered 2017 & 2018



Adjusted Scheduled Activity (UDA)		
Month	2017	2018
April	44	62
May	101	123
June	170	198
July	306	310
August	395	418
September	508	531
October	576	
November	663	
December	709	
January	828	
February	921	
March	1,023	
April	1,043	
May	1,051	
June	1,057	

QUALITY

	Quantity	Base Number	Contract	AT	Region	England
% of FP17s for the same patient ID Re-attending within 3 months - Children	14	223	6.3%	13.8%	12.8%	11.9%
% of FP17s for the same patient ID Re-attending within 3 months - Adults	3	130	2.3%	16.4%	16.5%	15.9%
% of FP17s for the same patient ID Re-attending between 3 & 9 months - Children	161	223	72.2%	57.5%	59.7%	58.1%
% of FP17s for the same patient ID Re-attending between 3 & 9 months - Adults	87	130	66.9%	51.4%	53.0%	50.6%
% of FP17s for Band 1 Urgent Courses	4	337	1.2%	10.9%	9.2%	9.1%
% of FP17s Relating to Free Repair or Replacements	1	337	0.3%	0.9%	1.0%	0.8%
% of FP17s Relating to Continuations	0	337	0.0%	1.1%	1.2%	1.1%
% of Patients satisfied with the dentistry they have received	4	4	N/A	91.2%	91.6%	91.4%
% of Patients satisfied with the time they had to wait for an appointment	4	4	N/A	86.8%	88.1%	87.7%

* This is based on patients treated on this contract for their most recent course of treatment. Figures in italics indicate the base number of FP17s or Patient Questionnaire responses are less than 100. N/A is shown where the base number of responses is less than 10 during the period. % is calculated as Quantity/Base number*100

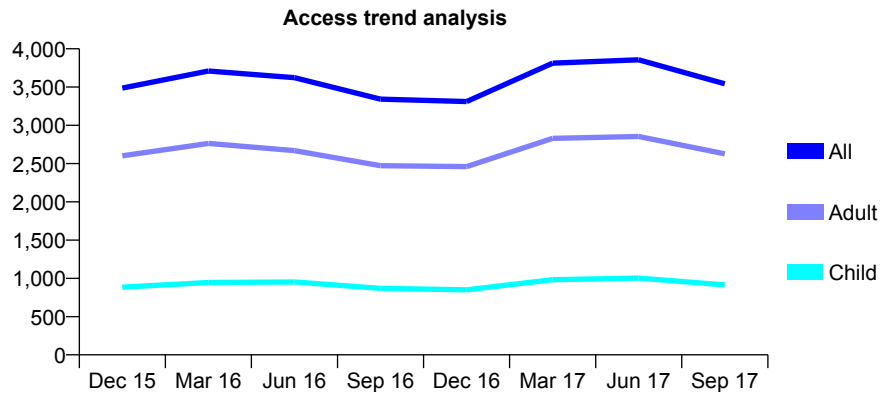
Q47 - Vital Signs At a Glance Contract Report for 101281/0021 - September 2017

Name or company name	OASIS DENTAL CARE LTD
Contract type name	GDS Contract
Purpose of contract	General
Contract start date	01/04/2006
Contract end date	

17/18 Contracted general activity (UDA)	12,500
Carry forward general activity (UDA)	0
17/18 Contracted orthodontic activity (UOA)	0
Carry forward orthodontic activity (UOA)	0
Baseline contract value	£297,293.03

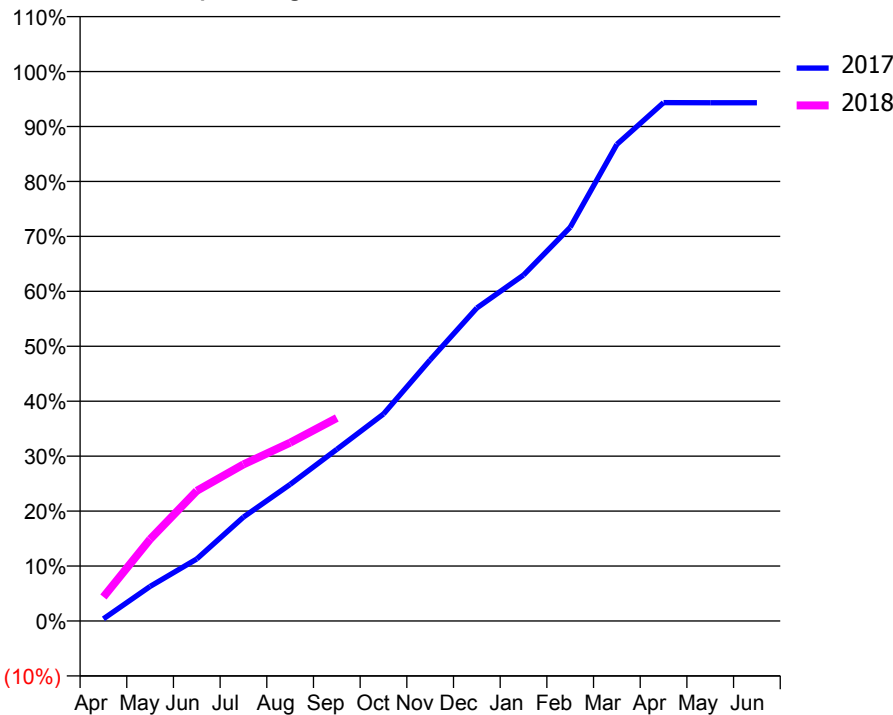
ACCESS*

Patients seen in 24 months	Total	Change since previous quarter
Quarter ending September 2016	3,342	
Quarter ending December 2016	3,310	→
Quarter ending March 2017	3,812	↑
Quarter ending June 2017	3,857	→
Quarter ending September 2017	3,543	↓
Variance since September 2016	6.0%	↑



ACTIVITY

Cumulative percentage of contracted UDA delivered 2017 & 2018



Month	Adjusted Scheduled Activity (UDA)	
	2017	2018
April	49	547
May	787	1,860
June	1,412	2,962
July	2,365	3,563
August	3,109	4,057
September	3,905	4,618
October	4,709	
November	5,940	
December	7,120	
January	7,871	
February	8,955	
March	10,842	
April	11,792	
May	11,789	
June	11,789	

QUALITY

	Quantity	Base Number	Contract	AT	Region	England
% of FP17s for the same patient ID Re-attending within 3 months - Children	65	711	9.1%	13.8%	12.8%	11.9%
% of FP17s for the same patient ID Re-attending within 3 months - Adults	299	1,686	17.7%	16.4%	16.5%	15.9%
% of FP17s for the same patient ID Re-attending between 3 & 9 months - Children	347	711	48.8%	57.5%	59.7%	58.1%
% of FP17s for the same patient ID Re-attending between 3 & 9 months - Adults	784	1,686	46.5%	51.4%	53.0%	50.6%
% of FP17s for Band 1 Urgent Courses	199	2,020	9.9%	10.9%	9.2%	9.1%
% of FP17s Relating to Free Repair or Replacements	50	2,020	2.5%	0.9%	1.0%	0.8%
% of FP17s Relating to Continuations	49	2,020	2.4%	1.1%	1.2%	1.1%
% of Patients satisfied with the dentistry they have received	9	10	90.0%	91.2%	91.6%	91.4%
% of Patients satisfied with the time they had to wait for an appointment	9	10	90.0%	86.8%	88.1%	87.7%

* This is based on patients treated on this contract for their most recent course of treatment. Figures in italics indicate the base number of FP17s or Patient Questionnaire responses are less than 100. N/A is shown where the base number of responses is less than 10 during the period. % is calculated as Quantity/Base number*100

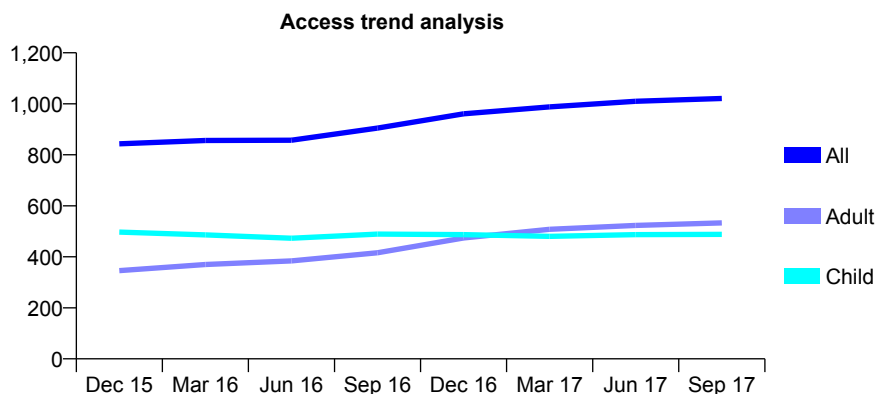
Q47 - Vital Signs At a Glance Contract Report for 101281/0066 - September 2017

Name or company name	OASIS DENTAL CARE LTD
Contract type name	GDS Contract
Purpose of contract	General
Contract start date	01/04/2006
Contract end date	

17/18 Contracted general activity (UDA)	2,200
Carry forward general activity (UDA)	0
17/18 Contracted orthodontic activity (UOA)	0
Carry forward orthodontic activity (UOA)	0
Baseline contract value	£56,054.13

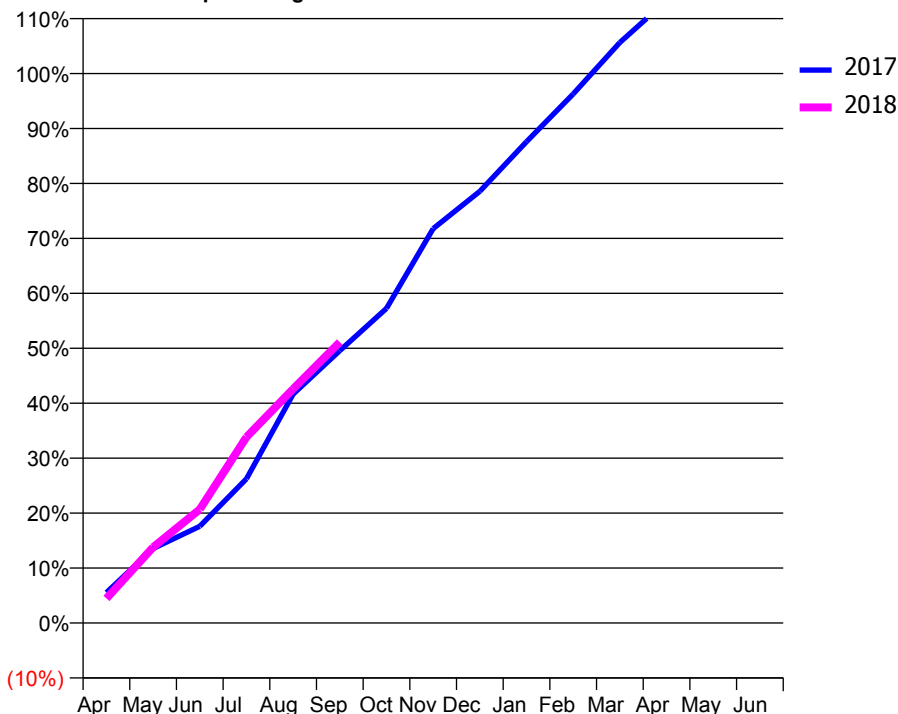
ACCESS*

Patients seen in 24 months	Total	Change since previous quarter
Quarter ending September 2016	905	
Quarter ending December 2016	961	↑
Quarter ending March 2017	988	↑
Quarter ending June 2017	1,010	↑
Quarter ending September 2017	1,021	→
Variance since September 2016	12.8%	↑



ACTIVITY

Cumulative percentage of contracted UDA delivered 2017 & 2018



Adjusted Scheduled Activity (UDA)

Month	2017	2018
April	122	98
May	298	303
June	387	455
July	577	745
August	916	937
September	1,090	1,124
October	1,260	
November	1,579	
December	1,728	
January	1,927	
February	2,118	
March	2,324	
April	2,491	
May	2,500	
June	2,500	

QUALITY

	Quantity	Base Number	Contract	AT	Region	England
% of FP17s for the same patient ID Re-attending within 3 months - Children	23	323	7.1%	13.8%	12.8%	11.9%
% of FP17s for the same patient ID Re-attending within 3 months - Adults	62	335	18.5%	16.4%	16.5%	15.9%
% of FP17s for the same patient ID Re-attending between 3 & 9 months - Children	161	323	49.8%	57.5%	59.7%	58.1%
% of FP17s for the same patient ID Re-attending between 3 & 9 months - Adults	156	335	46.6%	51.4%	53.0%	50.6%
% of FP17s for Band 1 Urgent Courses	28	575	4.9%	10.9%	9.2%	9.1%
% of FP17s Relating to Free Repair or Replacements	3	575	0.5%	0.9%	1.0%	0.8%
% of FP17s Relating to Continuations	11	575	1.9%	1.1%	1.2%	1.1%
% of Patients satisfied with the dentistry they have received	0	0	N/A	91.2%	91.6%	91.4%
% of Patients satisfied with the time they had to wait for an appointment	0	0	N/A	86.8%	88.1%	87.7%

* This is based on patients treated on this contract for their most recent course of treatment. Figures in italics indicate the base number of FP17s or Patient Questionnaire responses are less than 100. N/A is shown where the base number of responses is less than 10 during the period. % is calculated as Quantity/Base number*100

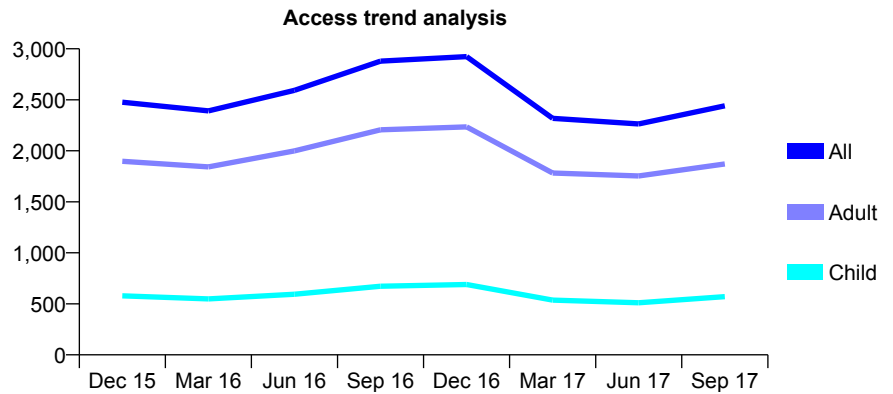
Q47 - Vital Signs At a Glance Contract Report for 101281/0101 - September 2017

Name or company name	OASIS DENTAL CARE LTD
Contract type name	GDS Contract
Purpose of contract	General
Contract start date	01/04/2006
Contract end date	

17/18 Contracted general activity (UDA)	6,721
Carry forward general activity (UDA)	0
17/18 Contracted orthodontic activity (UOA)	0
Carry forward orthodontic activity (UOA)	0
Baseline contract value	£162,117.00

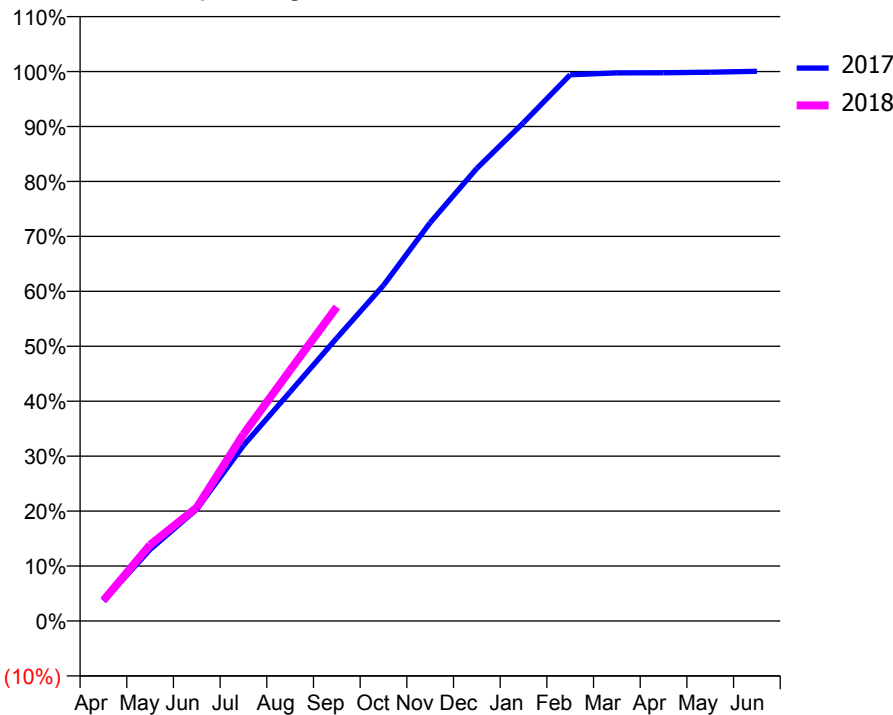
ACCESS*

Patients seen in 24 months	Total	Change since previous quarter
Quarter ending September 2016	2,879	
Quarter ending December 2016	2,923	→
Quarter ending March 2017	2,318	↓
Quarter ending June 2017	2,264	↓
Quarter ending September 2017	2,441	↑
Variance since September 2016	(15.2%)	↓



ACTIVITY

Cumulative percentage of contracted UDA delivered 2017 & 2018



Month	Adjusted Scheduled Activity (UDA)	
	2017	2018
April	246	251
May	876	933
June	1,367	1,388
July	2,148	2,285
August	2,802	3,069
September	3,462	3,842
October	4,106	
November	4,873	
December	5,536	
January	6,097	
February	6,681	
March	6,705	
April	6,706	
May	6,713	
June	6,724	

QUALITY

	Quantity	Base Number	Contract	AT	Region	England
% of FP17s for the same patient ID Re-attending within 3 months - Children	11	412	2.7%	13.8%	12.8%	11.9%
% of FP17s for the same patient ID Re-attending within 3 months - Adults	141	1,320	10.7%	16.4%	16.5%	15.9%
% of FP17s for the same patient ID Re-attending between 3 & 9 months - Children	214	412	51.9%	57.5%	59.7%	58.1%
% of FP17s for the same patient ID Re-attending between 3 & 9 months - Adults	520	1,320	39.4%	51.4%	53.0%	50.6%
% of FP17s for Band 1 Urgent Courses	116	1,728	6.7%	10.9%	9.2%	9.1%
% of FP17s Relating to Free Repair or Replacements	8	1,728	0.5%	0.9%	1.0%	0.8%
% of FP17s Relating to Continuations	31	1,728	1.8%	1.1%	1.2%	1.1%
% of Patients satisfied with the dentistry they have received	5	5	N/A	91.2%	91.6%	91.4%
% of Patients satisfied with the time they had to wait for an appointment	4	5	N/A	86.8%	88.1%	87.7%

* This is based on patients treated on this contract for their most recent course of treatment. Figures in italics indicate the base number of FP17s or Patient Questionnaire responses are less than 100. N/A is shown where the base number of responses is less than 10 during the period. % is calculated as Quantity/Base number*100

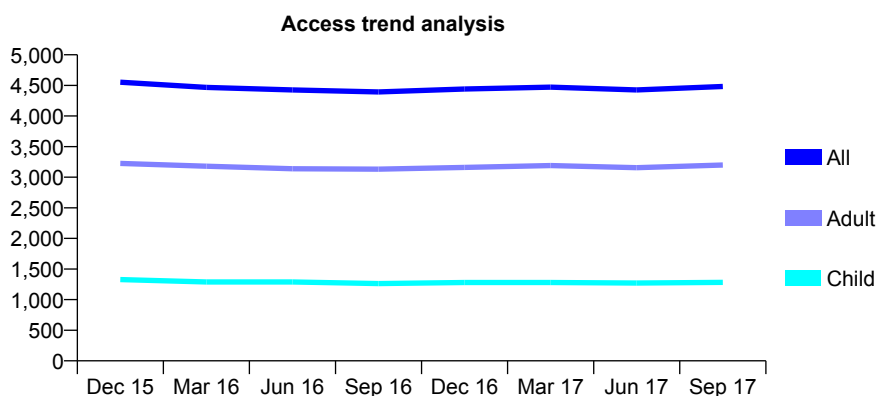
Q47 - Vital Signs At a Glance Contract Report for 101281/0150 - September 2017

Name or company name	OASIS DENTAL CARE LTD
Contract type name	GDS Contract
Purpose of contract	General
Contract start date	01/04/2006
Contract end date	

17/18 Contracted general activity (UDA)	13,814
Carry forward general activity (UDA)	305
17/18 Contracted orthodontic activity (UOA)	0
Carry forward orthodontic activity (UOA)	0
Baseline contract value	£373,983.11

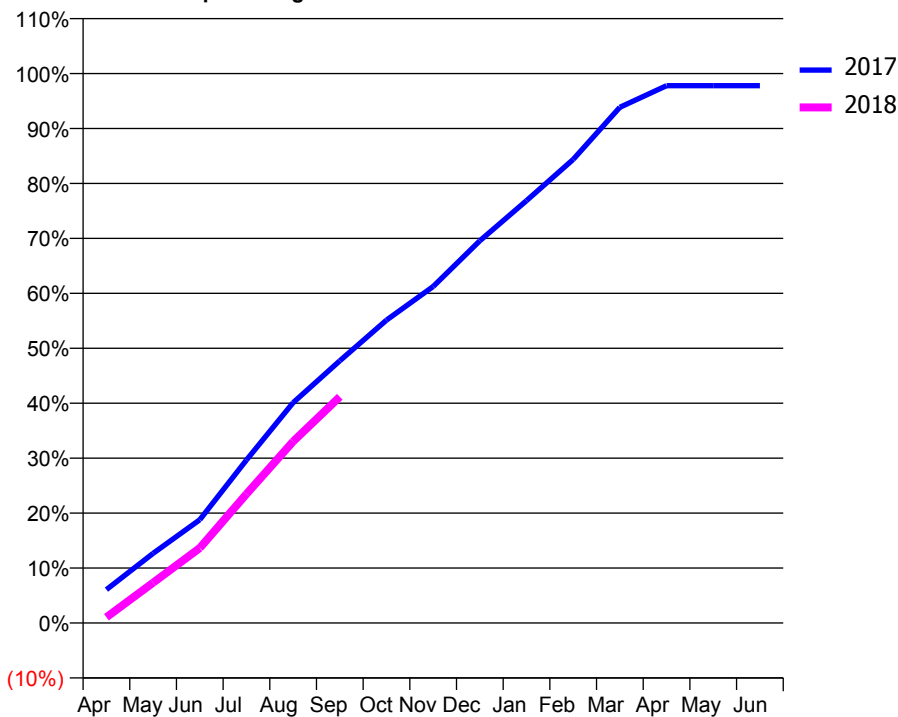
ACCESS*

Patients seen in 24 months	Total	Change since previous quarter
Quarter ending September 2016	4,393	
Quarter ending December 2016	4,441	→
Quarter ending March 2017	4,471	→
Quarter ending June 2017	4,426	↓
Quarter ending September 2017	4,483	→
Variance since September 2016	2.0%	↑



ACTIVITY

Cumulative percentage of contracted UDA delivered 2017 & 2018



Adjusted Scheduled Activity (UDA)

Month	2017	2018
April	840	147
May	1,751	1,015
June	2,597	1,884
July	4,097	3,242
August	5,540	4,563
September	6,592	5,687
October	7,614	
November	8,458	
December	9,610	
January	10,617	
February	11,655	
March	12,964	
April	13,508	
May	13,506	
June	13,509	

QUALITY

	Quantity	Base Number	Contract	AT	Region	England
% of FP17s for the same patient ID Re-attending within 3 months - Children	68	1,056	6.4%	13.8%	12.8%	11.9%
% of FP17s for the same patient ID Re-attending within 3 months - Adults	318	2,463	12.9%	16.4%	16.5%	15.9%
% of FP17s for the same patient ID Re-attending between 3 & 9 months - Children	730	1,056	69.1%	57.5%	59.7%	58.1%
% of FP17s for the same patient ID Re-attending between 3 & 9 months - Adults	1,657	2,463	67.3%	51.4%	53.0%	50.6%
% of FP17s for Band 1 Urgent Courses	201	3,292	6.1%	10.9%	9.2%	9.1%
% of FP17s Relating to Free Repair or Replacements	38	3,292	1.2%	0.9%	1.0%	0.8%
% of FP17s Relating to Continuations	53	3,292	1.6%	1.1%	1.2%	1.1%
% of Patients satisfied with the dentistry they have received	16	17	94.1%	91.2%	91.6%	91.4%
% of Patients satisfied with the time they had to wait for an appointment	15	17	88.2%	86.8%	88.1%	87.7%

* This is based on patients treated on this contract for their most recent course of treatment. Figures in italics indicate the base number of FP17s or Patient Questionnaire responses are less than 100. N/A is shown where the base number of responses is less than 10 during the period. % is calculated as Quantity/Base number*100

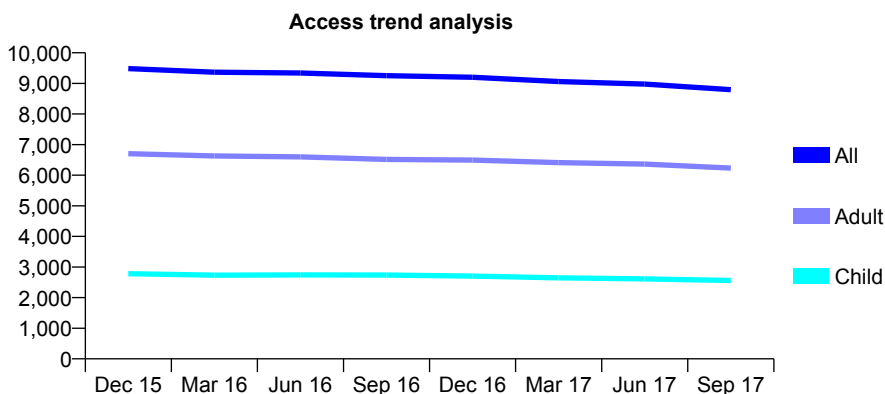
Q47 - Vital Signs At a Glance Contract Report for 101338/0017 - September 2017

Name or company name	Whitecross Dental Care Limited
Contract type name	GDS Contract
Purpose of contract	General
Contract start date	01/04/2006
Contract end date	

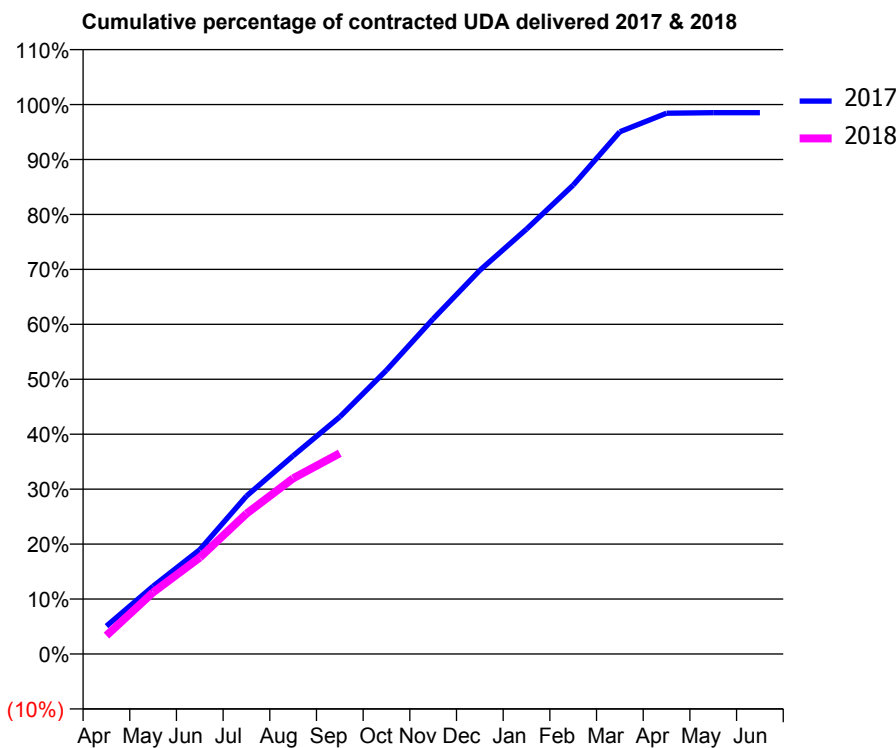
17/18 Contracted general activity (UDA)	30,208
Carry forward general activity (UDA)	0
17/18 Contracted orthodontic activity (UOA)	0
Carry forward orthodontic activity (UOA)	0
Baseline contract value	£942,074.08

ACCESS*

Patients seen in 24 months	Total	Change since previous quarter
Quarter ending September 2016	9,254	
Quarter ending December 2016	9,200	→
Quarter ending March 2017	9,059	↓
Quarter ending June 2017	8,980	→
Quarter ending September 2017	8,794	↓
Variance since September 2016	(5.0%)	↓



ACTIVITY



Month	Adjusted Scheduled Activity (UDA)	
	2017	2018
April	1,535	1,015
May	3,727	3,388
June	5,734	5,301
July	8,682	7,713
August	10,900	9,659
September	13,037	11,034
October	15,601	
November	18,426	
December	21,094	
January	23,357	
February	25,781	
March	28,707	
April	29,732	
May	29,760	
June	29,759	

QUALITY

	Quantity	Base Number	Contract	AT	Region	England
% of FP17s for the same patient ID Re-attending within 3 months - Children	93	1,553	6.0%	13.8%	12.8%	11.9%
% of FP17s for the same patient ID Re-attending within 3 months - Adults	371	3,408	10.9%	16.4%	16.5%	15.9%
% of FP17s for the same patient ID Re-attending between 3 & 9 months - Children	803	1,553	51.7%	57.5%	59.7%	58.1%
% of FP17s for the same patient ID Re-attending between 3 & 9 months - Adults	1,721	3,408	50.5%	51.4%	53.0%	50.6%
% of FP17s for Band 1 Urgent Courses	376	4,564	8.2%	10.9%	9.2%	9.1%
% of FP17s Relating to Free Repair or Replacements	18	4,564	0.4%	0.9%	1.0%	0.8%
% of FP17s Relating to Continuations	55	4,564	1.2%	1.1%	1.2%	1.1%
% of Patients satisfied with the dentistry they have received	16	18	88.9%	91.2%	91.6%	91.4%
% of Patients satisfied with the time they had to wait for an appointment	16	18	88.9%	86.8%	88.1%	87.7%

* This is based on patients treated on this contract for their most recent course of treatment. Figures in italics indicate the base number of FP17s or Patient Questionnaire responses are less than 100. N/A is shown where the base number of responses is less than 10 during the period. % is calculated as Quantity/Base number*100

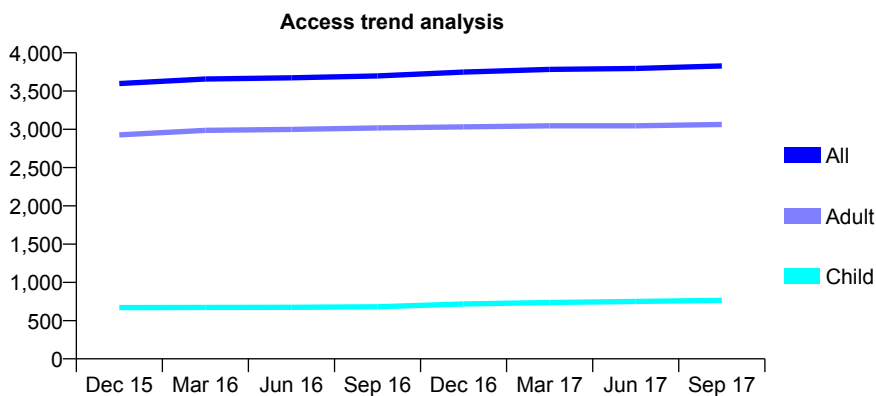
Q47 - Vital Signs At a Glance Contract Report for 101338/0023 - September 2017

Name or company name	Whitecross Dental Care Limited
Contract type name	GDS Contract
Purpose of contract	General
Contract start date	01/04/2006
Contract end date	

17/18 Contracted general activity (UDA)	12,500
Carry forward general activity (UDA)	0
17/18 Contracted orthodontic activity (UOA)	0
Carry forward orthodontic activity (UOA)	0
Baseline contract value	£305,076.60

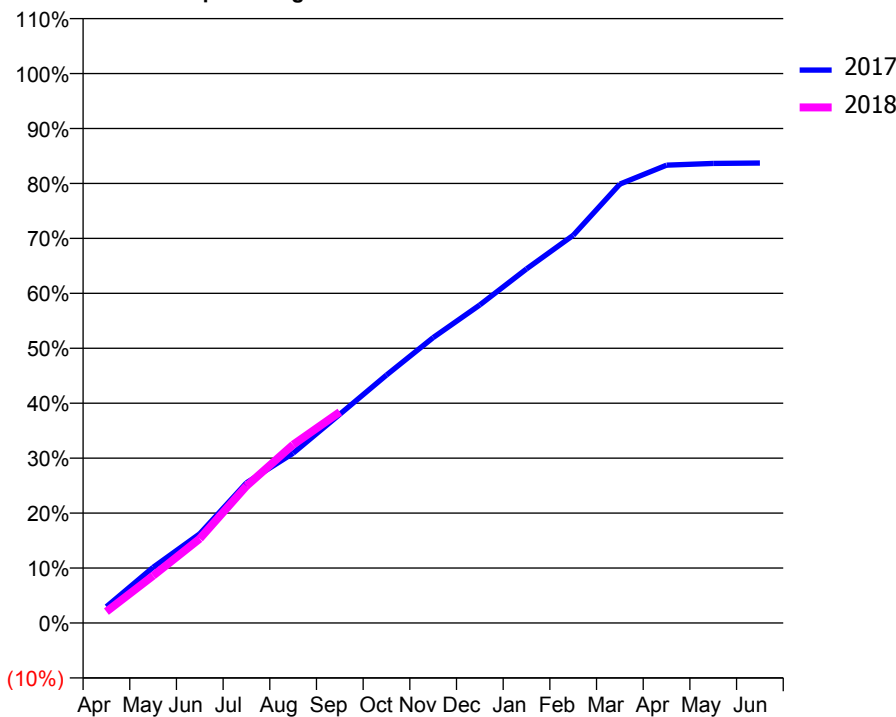
ACCESS*

Patients seen in 24 months	Total	Change since previous quarter
Quarter ending September 2016	3,698	
Quarter ending December 2016	3,748	→
Quarter ending March 2017	3,783	→
Quarter ending June 2017	3,796	→
Quarter ending September 2017	3,829	→
Variance since September 2016	3.5%	↑



ACTIVITY

Cumulative percentage of contracted UDA delivered 2017 & 2018



Month	Adjusted Scheduled Activity (UDA)	
	2017	2018
April	372	258
May	1,265	1,075
June	2,030	1,917
July	3,191	3,118
August	3,863	4,057
September	4,749	4,800
October	5,639	
November	6,494	
December	7,235	
January	8,056	
February	8,819	
March	9,983	
April	10,415	
May	10,454	
June	10,465	

QUALITY

	Quantity	Base Number	Contract	AT	Region	England
% of FP17s for the same patient ID Re-attending within 3 months - Children	35	541	6.5%	13.8%	12.8%	11.9%
% of FP17s for the same patient ID Re-attending within 3 months - Adults	266	1,774	15.0%	16.4%	16.5%	15.9%
% of FP17s for the same patient ID Re-attending between 3 & 9 months - Children	313	541	57.9%	57.5%	59.7%	58.1%
% of FP17s for the same patient ID Re-attending between 3 & 9 months - Adults	778	1,774	43.9%	51.4%	53.0%	50.6%
% of FP17s for Band 1 Urgent Courses	137	2,103	6.5%	10.9%	9.2%	9.1%
% of FP17s Relating to Free Repair or Replacements	40	2,103	1.9%	0.9%	1.0%	0.8%
% of FP17s Relating to Continuations	67	2,103	3.2%	1.1%	1.2%	1.1%
% of Patients satisfied with the dentistry they have received	10	11	90.9%	91.2%	91.6%	91.4%
% of Patients satisfied with the time they had to wait for an appointment	9	11	81.8%	86.8%	88.1%	87.7%

* This is based on patients treated on this contract for their most recent course of treatment. Figures in italics indicate the base number of FP17s or Patient Questionnaire responses are less than 100. N/A is shown where the base number of responses is less than 10 during the period. % is calculated as Quantity/Base number*100

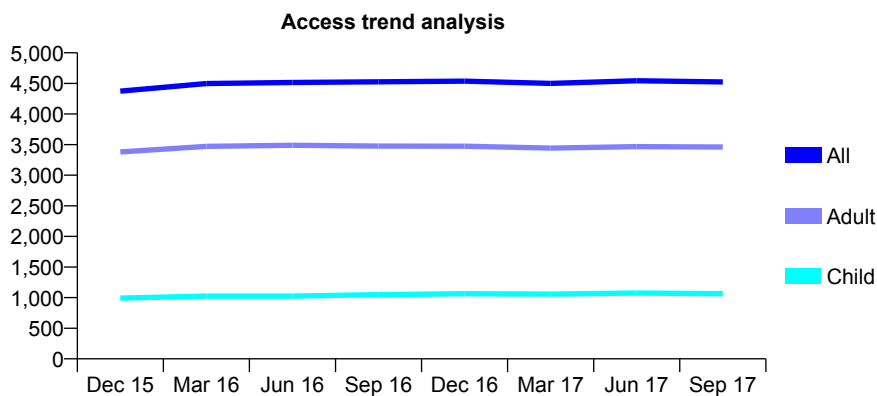
Q47 - Vital Signs At a Glance Contract Report for 101338/0044 - September 2017

Name or company name	Whitecross Dental Care Limited
Contract type name	GDS Contract
Purpose of contract	General
Contract start date	01/10/2006
Contract end date	

17/18 Contracted general activity (UDA)	12,726
Carry forward general activity (UDA)	0
17/18 Contracted orthodontic activity (UOA)	0
Carry forward orthodontic activity (UOA)	0
Baseline contract value	£356,320.73

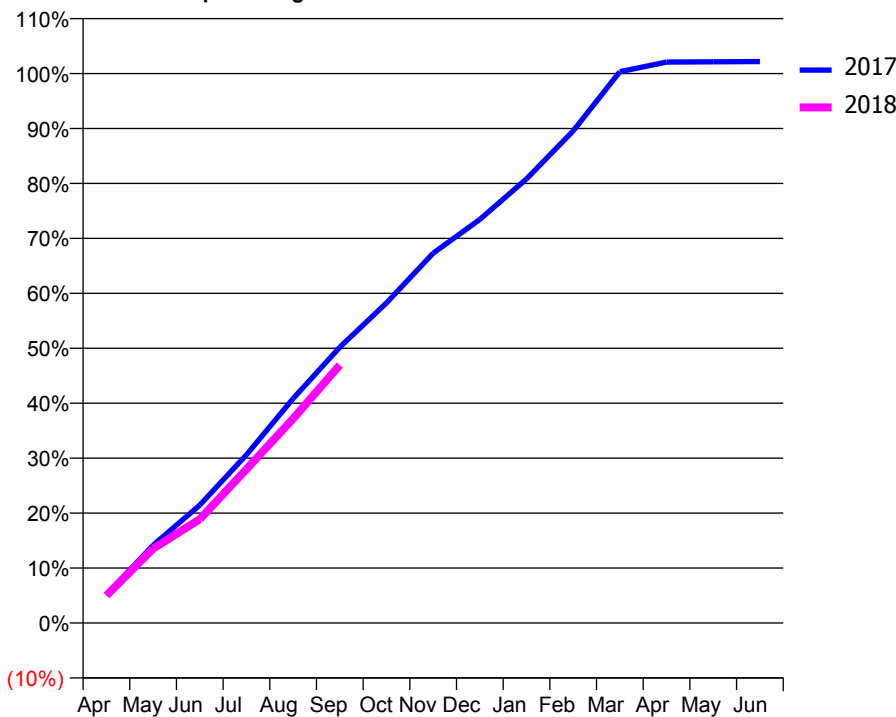
ACCESS*

Patients seen in 24 months	Total	Change since previous quarter
Quarter ending September 2016	4,527	
Quarter ending December 2016	4,538	→
Quarter ending March 2017	4,501	→
Quarter ending June 2017	4,544	→
Quarter ending September 2017	4,524	→
Variance since September 2016	(0.1%)	→



ACTIVITY

Cumulative percentage of contracted UDA delivered 2017 & 2018



Month	Adjusted Scheduled Activity (UDA)	
	2017	2018
April	661	637
May	1,801	1,723
June	2,731	2,404
July	3,897	3,563
August	5,198	4,733
September	6,389	5,973
October	7,413	
November	8,565	
December	9,348	
January	10,284	
February	11,397	
March	12,768	
April	12,991	
May	12,997	
June	13,004	

QUALITY

	Quantity	Base Number	Contract	AT	Region	England
% of FP17s for the same patient ID Re-attending within 3 months - Children	49	704	7.0%	13.8%	12.8%	11.9%
% of FP17s for the same patient ID Re-attending within 3 months - Adults	270	2,326	11.6%	16.4%	16.5%	15.9%
% of FP17s for the same patient ID Re-attending between 3 & 9 months - Children	356	704	50.6%	57.5%	59.7%	58.1%
% of FP17s for the same patient ID Re-attending between 3 & 9 months - Adults	1,273	2,326	54.7%	51.4%	53.0%	50.6%
% of FP17s for Band 1 Urgent Courses	257	2,898	8.9%	10.9%	9.2%	9.1%
% of FP17s Relating to Free Repair or Replacements	43	2,898	1.5%	0.9%	1.0%	0.8%
% of FP17s Relating to Continuations	36	2,898	1.2%	1.1%	1.2%	1.1%
% of Patients satisfied with the dentistry they have received	7	8	N/A	91.2%	91.6%	91.4%
% of Patients satisfied with the time they had to wait for an appointment	7	8	N/A	86.8%	88.1%	87.7%

* This is based on patients treated on this contract for their most recent course of treatment. Figures in italics indicate the base number of FP17s or Patient Questionnaire responses are less than 100. N/A is shown where the base number of responses is less than 10 during the period. % is calculated as Quantity/Base number*100

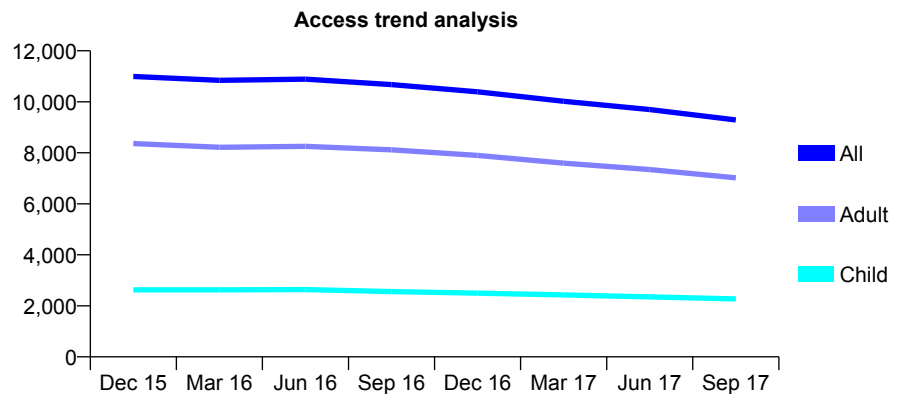
Q47 - Vital Signs At a Glance Contract Report for 101338/0115 - September 2017

Name or company name	Whitecross Dental Care Limited
Contract type name	GDS Contract
Purpose of contract	General
Contract start date	04/01/2010
Contract end date	

17/18 Contracted general activity (UDA)	30,263
Carry forward general activity (UDA)	0
17/18 Contracted orthodontic activity (UOA)	0
Carry forward orthodontic activity (UOA)	0
Baseline contract value	£890,019.78

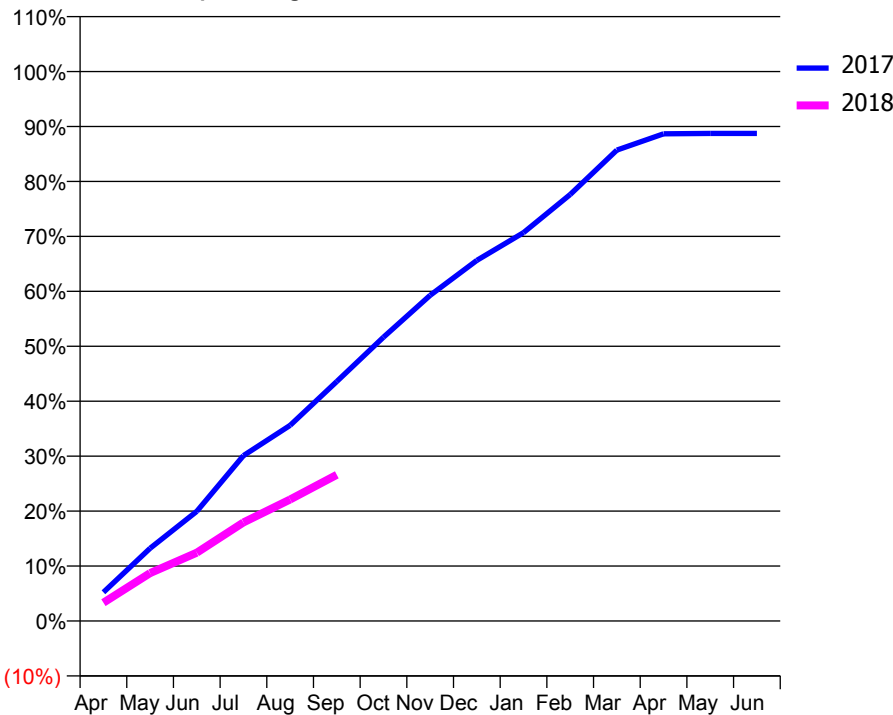
ACCESS*

Patients seen in 24 months	Total	Change since previous quarter
Quarter ending September 2016	10,674	
Quarter ending December 2016	10,392	↓
Quarter ending March 2017	10,020	↓
Quarter ending June 2017	9,697	↓
Quarter ending September 2017	9,290	↓
Variance since September 2016	(13.0%)	↓



ACTIVITY

Cumulative percentage of contracted UDA delivered 2017 & 2018



Month	Adjusted Scheduled Activity (UDA)	
	2017	2018
April	1,582	1,013
May	4,008	2,638
June	6,038	3,767
July	9,108	5,432
August	10,778	6,695
September	13,191	8,052
October	15,630	
November	17,936	
December	19,860	
January	21,387	
February	23,491	
March	25,931	
April	26,834	
May	26,851	
June	26,854	

QUALITY

	Quantity	Base Number	Contract	AT	Region	England
% of FP17s for the same patient ID Re-attending within 3 months - Children	55	981	5.6%	13.8%	12.8%	11.9%
% of FP17s for the same patient ID Re-attending within 3 months - Adults	462	2,956	15.6%	16.4%	16.5%	15.9%
% of FP17s for the same patient ID Re-attending between 3 & 9 months - Children	460	981	46.9%	57.5%	59.7%	58.1%
% of FP17s for the same patient ID Re-attending between 3 & 9 months - Adults	1,191	2,956	40.3%	51.4%	53.0%	50.6%
% of FP17s for Band 1 Urgent Courses	359	3,535	10.2%	10.9%	9.2%	9.1%
% of FP17s Relating to Free Repair or Replacements	24	3,535	0.7%	0.9%	1.0%	0.8%
% of FP17s Relating to Continuations	63	3,535	1.8%	1.1%	1.2%	1.1%
% of Patients satisfied with the dentistry they have received	14	16	87.5%	91.2%	91.6%	91.4%
% of Patients satisfied with the time they had to wait for an appointment	12	16	75.0%	86.8%	88.1%	87.7%

* This is based on patients treated on this contract for their most recent course of treatment. Figures in italics indicate the base number of FP17s or Patient Questionnaire responses are less than 100. N/A is shown where the base number of responses is less than 10 during the period. % is calculated as Quantity/Base number*100

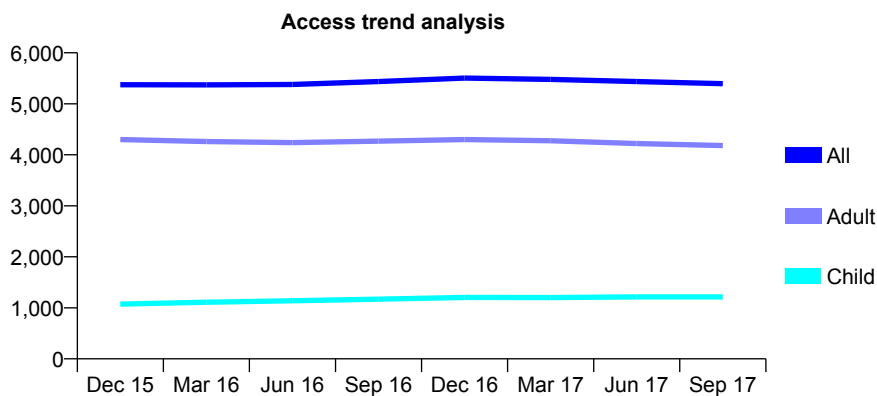
Q47 - Vital Signs At a Glance Contract Report for 101338/0123 - September 2017

Name or company name	Whitecross Dental Care Limited
Contract type name	GDS Contract
Purpose of contract	General
Contract start date	19/05/2010
Contract end date	

17/18 Contracted general activity (UDA)	17,100
Carry forward general activity (UDA)	0
17/18 Contracted orthodontic activity (UOA)	0
Carry forward orthodontic activity (UOA)	0
Baseline contract value	£517,669.42

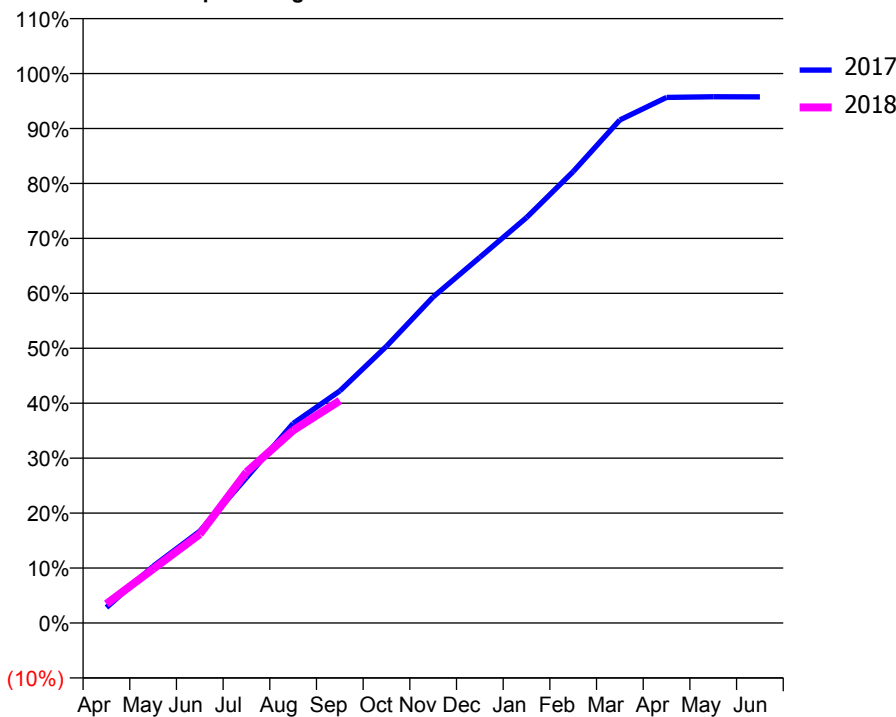
ACCESS*

Patients seen in 24 months	Total	Change since previous quarter
Quarter ending September 2016	5,436	
Quarter ending December 2016	5,504	→
Quarter ending March 2017	5,479	→
Quarter ending June 2017	5,436	→
Quarter ending September 2017	5,396	→
Variance since September 2016	(0.7%)	→



ACTIVITY

Cumulative percentage of contracted UDA delivered 2017 & 2018



Month	2017	2018
April	482	595
May	1,765	1,682
June	2,859	2,765
July	4,523	4,696
August	6,210	5,993
September	7,223	6,920
October	8,614	
November	10,148	
December	11,382	
January	12,618	
February	14,050	
March	15,653	
April	16,357	
May	16,375	
June	16,372	

QUALITY

	Quantity	Base Number	Contract	AT	Region	England
% of FP17s for the same patient ID Re-attending within 3 months - Children	80	933	8.6%	13.8%	12.8%	11.9%
% of FP17s for the same patient ID Re-attending within 3 months - Adults	275	2,363	11.6%	16.4%	16.5%	15.9%
% of FP17s for the same patient ID Re-attending between 3 & 9 months - Children	582	933	62.4%	57.5%	59.7%	58.1%
% of FP17s for the same patient ID Re-attending between 3 & 9 months - Adults	1,111	2,363	47.0%	51.4%	53.0%	50.6%
% of FP17s for Band 1 Urgent Courses	154	3,016	5.1%	10.9%	9.2%	9.1%
% of FP17s Relating to Free Repair or Replacements	32	3,016	1.1%	0.9%	1.0%	0.8%
% of FP17s Relating to Continuations	70	3,016	2.3%	1.1%	1.2%	1.1%
% of Patients satisfied with the dentistry they have received	11	13	84.6%	91.2%	91.6%	91.4%
% of Patients satisfied with the time they had to wait for an appointment	13	13	100.0%	86.8%	88.1%	87.7%

* This is based on patients treated on this contract for their most recent course of treatment. Figures in italics indicate the base number of FP17s or Patient Questionnaire responses are less than 100. N/A is shown where the base number of responses is less than 10 during the period. % is calculated as Quantity/Base number*100

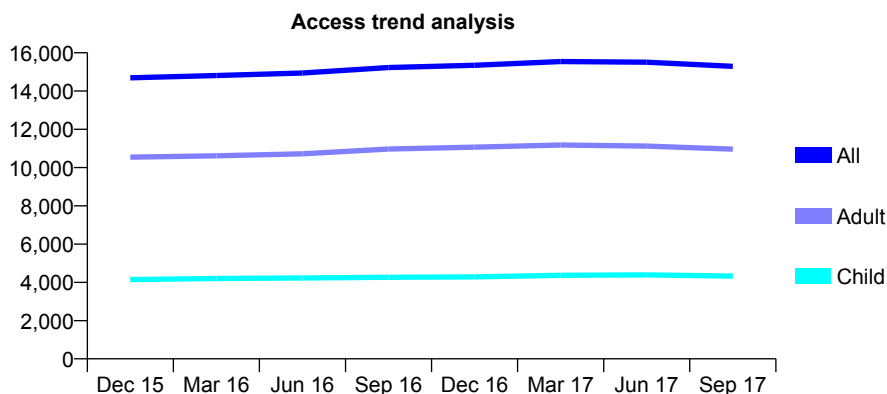
Q47 - Vital Signs At a Glance Contract Report for 101370/0021 - September 2017

Name or company name	Petrie Tucker and Partners Ltd
Contract type name	GDS Contract
Purpose of contract	General
Contract start date	01/04/2006
Contract end date	

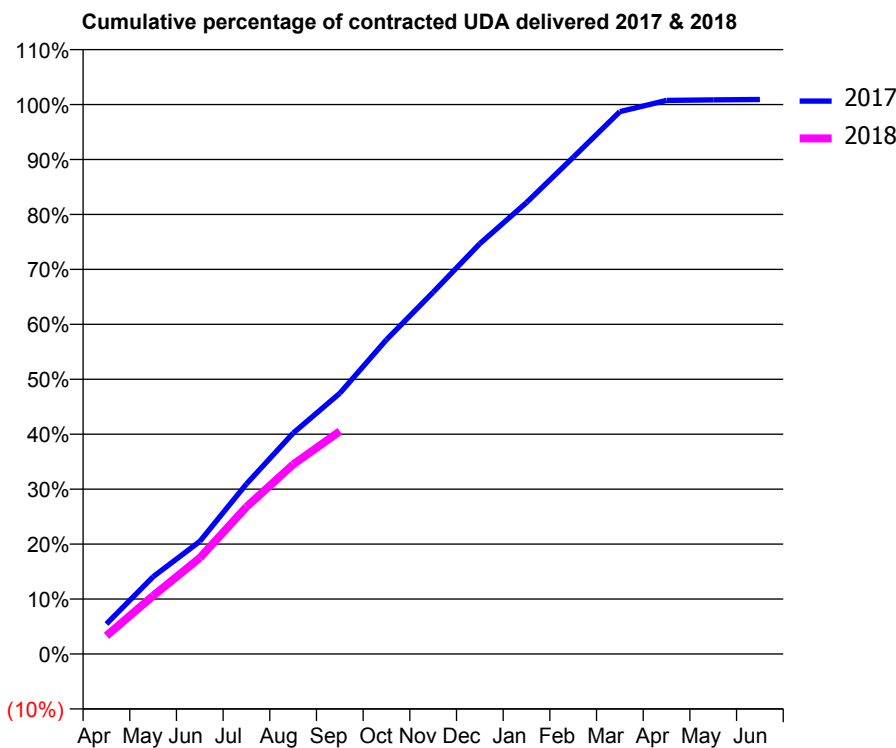
17/18 Contracted general activity (UDA)	47,600
Carry forward general activity (UDA)	0
17/18 Contracted orthodontic activity (UOA)	0
Carry forward orthodontic activity (UOA)	0
Baseline contract value	£1,276,473.35

ACCESS*

Patients seen in 24 months	Total	Change since previous quarter
Quarter ending September 2016	15,232	
Quarter ending December 2016	15,351	→
Quarter ending March 2017	15,546	→
Quarter ending June 2017	15,509	→
Quarter ending September 2017	15,292	↓
Variance since September 2016	0.4%	→



ACTIVITY



Month	Adjusted Scheduled Activity (UDA)	
	2017	2018
April	2,603	1,577
May	6,697	5,045
June	9,759	8,327
July	14,739	12,750
August	19,133	16,416
September	22,593	19,294
October	27,229	
November	31,342	
December	35,552	
January	39,109	
February	43,021	
March	46,989	
April	47,954	
May	47,995	
June	48,037	

QUALITY

	Quantity	Base Number	Contract	AT	Region	England
% of FP17s for the same patient ID Re-attending within 3 months - Children	214	3,126	6.8%	13.8%	12.8%	11.9%
% of FP17s for the same patient ID Re-attending within 3 months - Adults	789	6,382	12.4%	16.4%	16.5%	15.9%
% of FP17s for the same patient ID Re-attending between 3 & 9 months - Children	1,788	3,126	57.2%	57.5%	59.7%	58.1%
% of FP17s for the same patient ID Re-attending between 3 & 9 months - Adults	3,214	6,382	50.4%	51.4%	53.0%	50.6%
% of FP17s for Band 1 Urgent Courses	673	9,079	7.4%	10.9%	9.2%	9.1%
% of FP17s Relating to Free Repair or Replacements	42	9,079	0.5%	0.9%	1.0%	0.8%
% of FP17s Relating to Continuations	139	9,079	1.5%	1.1%	1.2%	1.1%
% of Patients satisfied with the dentistry they have received	23	24	95.8%	91.2%	91.6%	91.4%
% of Patients satisfied with the time they had to wait for an appointment	22	24	91.7%	86.8%	88.1%	87.7%

* This is based on patients treated on this contract for their most recent course of treatment. Figures in italics indicate the base number of FP17s or Patient Questionnaire responses are less than 100. N/A is shown where the base number of responses is less than 10 during the period. % is calculated as Quantity/Base number*100

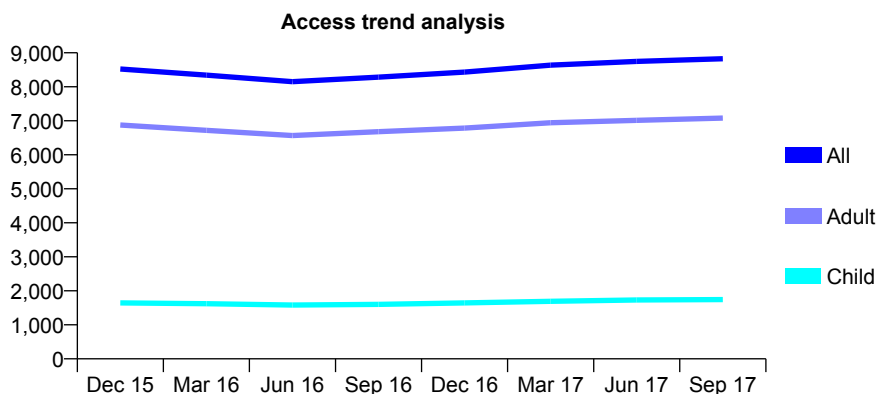
Q47 - Vital Signs At a Glance Contract Report for 101370/0043 - September 2017

Name or company name	Petrie Tucker and Partners Ltd
Contract type name	GDS Contract
Purpose of contract	General
Contract start date	01/04/2006
Contract end date	

17/18 Contracted general activity (UDA)	27,015
Carry forward general activity (UDA)	0
17/18 Contracted orthodontic activity (UOA)	0
Carry forward orthodontic activity (UOA)	0
Baseline contract value	£771,491.00

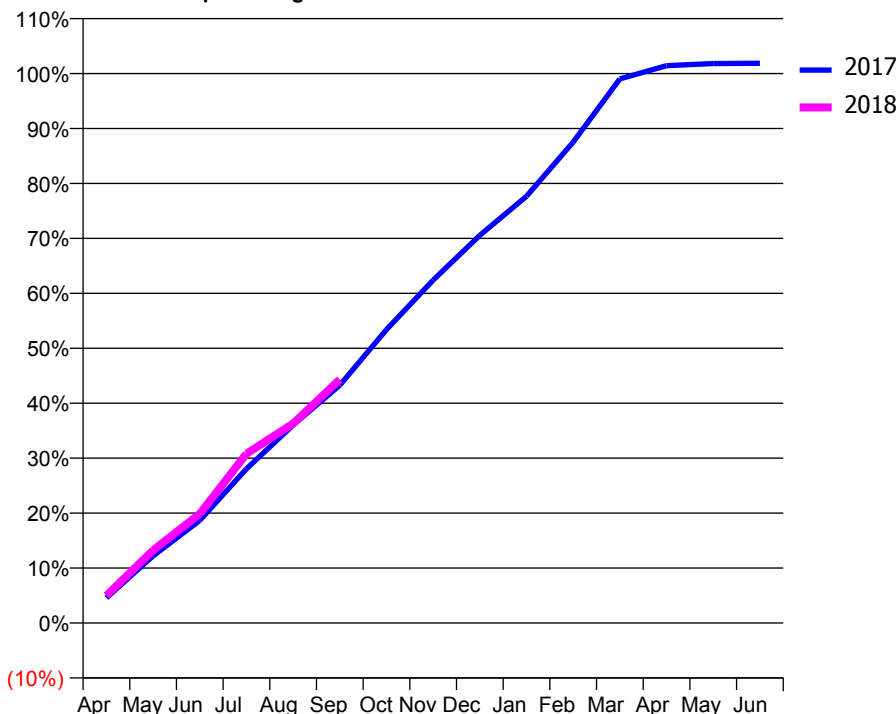
ACCESS*

Patients seen in 24 months	Total	Change since previous quarter
Quarter ending September 2016	8,283	
Quarter ending December 2016	8,433	→
Quarter ending March 2017	8,636	↑
Quarter ending June 2017	8,746	→
Quarter ending September 2017	8,826	→
Variance since September 2016	6.6%	↑



ACTIVITY

Cumulative percentage of contracted UDA delivered 2017 & 2018



Adjusted Scheduled Activity (UDA)

Month	2017	2018
April	1,236	1,348
May	3,301	3,576
June	5,044	5,366
July	7,579	8,321
August	9,733	9,806
September	11,694	11,974
October	14,426	
November	16,860	
December	19,060	
January	20,984	
February	23,643	
March	26,751	
April	27,399	
May	27,507	
June	27,519	

QUALITY

	Quantity	Base Number	Contract	AT	Region	England
% of FP17s for the same patient ID Re-attending within 3 months - Children	74	1,171	6.3%	13.8%	12.8%	11.9%
% of FP17s for the same patient ID Re-attending within 3 months - Adults	541	4,532	11.9%	16.4%	16.5%	15.9%
% of FP17s for the same patient ID Re-attending between 3 & 9 months - Children	699	1,171	59.7%	57.5%	59.7%	58.1%
% of FP17s for the same patient ID Re-attending between 3 & 9 months - Adults	2,638	4,532	58.2%	51.4%	53.0%	50.6%
% of FP17s for Band 1 Urgent Courses	320	5,365	6.0%	10.9%	9.2%	9.1%
% of FP17s Relating to Free Repair or Replacements	65	5,365	1.2%	0.9%	1.0%	0.8%
% of FP17s Relating to Continuations	106	5,365	2.0%	1.1%	1.2%	1.1%
% of Patients satisfied with the dentistry they have received	21	22	95.5%	91.2%	91.6%	91.4%
% of Patients satisfied with the time they had to wait for an appointment	21	22	95.5%	86.8%	88.1%	87.7%

* This is based on patients treated on this contract for their most recent course of treatment. Figures in italics indicate the base number of FP17s or Patient Questionnaire responses are less than 100. N/A is shown where the base number of responses is less than 10 during the period. % is calculated as Quantity/Base number*100

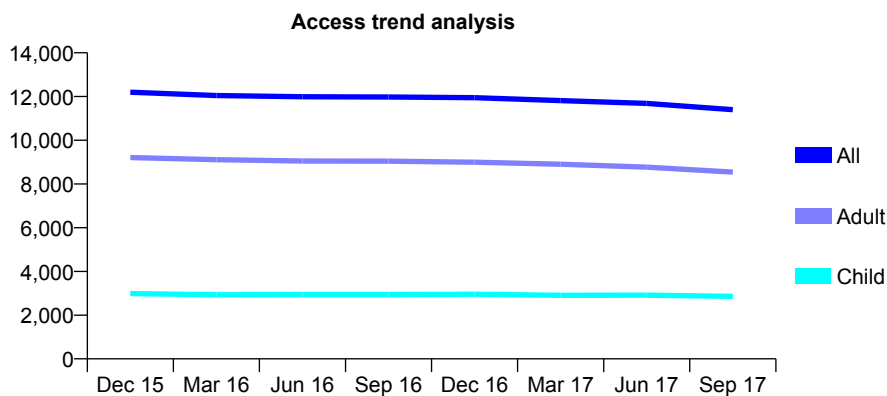
Q47 - Vital Signs At a Glance Contract Report for 101370/0084 - September 2017

Name or company name	Petrie Tucker and Partners Ltd
Contract type name	GDS Contract
Purpose of contract	General
Contract start date	01/04/2007
Contract end date	

17/18 Contracted general activity (UDA)	33,780
Carry forward general activity (UDA)	0
17/18 Contracted orthodontic activity (UOA)	0
Carry forward orthodontic activity (UOA)	0
Baseline contract value	£1,033,113.22

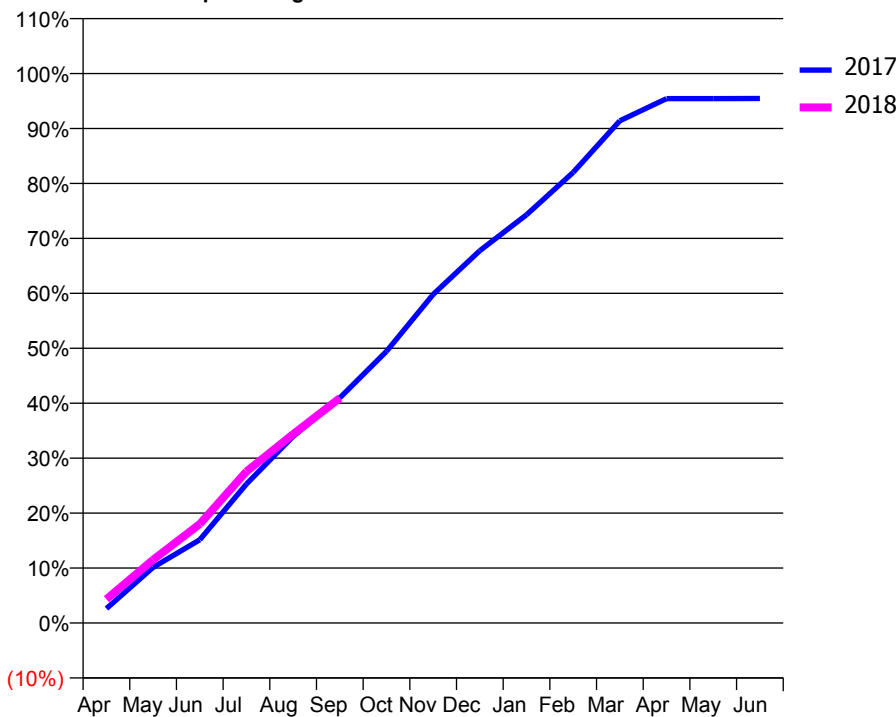
ACCESS*

Patients seen in 24 months	Total	Change since previous quarter
Quarter ending September 2016	11,979	
Quarter ending December 2016	11,946	→
Quarter ending March 2017	11,814	↓
Quarter ending June 2017	11,684	↓
Quarter ending September 2017	11,399	↓
Variance since September 2016	(4.8%)	↓



ACTIVITY

Cumulative percentage of contracted UDA delivered 2017 & 2018



Month	Adjusted Scheduled Activity (UDA)	
	2017	2018
April	890	1,466
May	3,419	3,886
June	5,116	6,087
July	8,544	9,320
August	11,475	11,610
September	13,845	13,824
October	16,704	
November	20,204	
December	22,892	
January	25,099	
February	27,707	
March	30,878	
April	32,236	
May	32,237	
June	32,246	

QUALITY

	Quantity	Base Number	Contract	AT	Region	England
% of FP17s for the same patient ID Re-attending within 3 months - Children	172	1,864	9.2%	13.8%	12.8%	11.9%
% of FP17s for the same patient ID Re-attending within 3 months - Adults	768	5,083	15.1%	16.4%	16.5%	15.9%
% of FP17s for the same patient ID Re-attending between 3 & 9 months - Children	893	1,864	47.9%	57.5%	59.7%	58.1%
% of FP17s for the same patient ID Re-attending between 3 & 9 months - Adults	2,131	5,083	41.9%	51.4%	53.0%	50.6%
% of FP17s for Band 1 Urgent Courses	538	6,399	8.4%	10.9%	9.2%	9.1%
% of FP17s Relating to Free Repair or Replacements	58	6,399	0.9%	0.9%	1.0%	0.8%
% of FP17s Relating to Continuations	231	6,399	3.6%	1.1%	1.2%	1.1%
% of Patients satisfied with the dentistry they have received	23	23	100.0%	91.2%	91.6%	91.4%
% of Patients satisfied with the time they had to wait for an appointment	19	23	82.6%	86.8%	88.1%	87.7%

* This is based on patients treated on this contract for their most recent course of treatment. Figures in italics indicate the base number of FP17s or Patient Questionnaire responses are less than 100. N/A is shown where the base number of responses is less than 10 during the period. % is calculated as Quantity/Base number*100

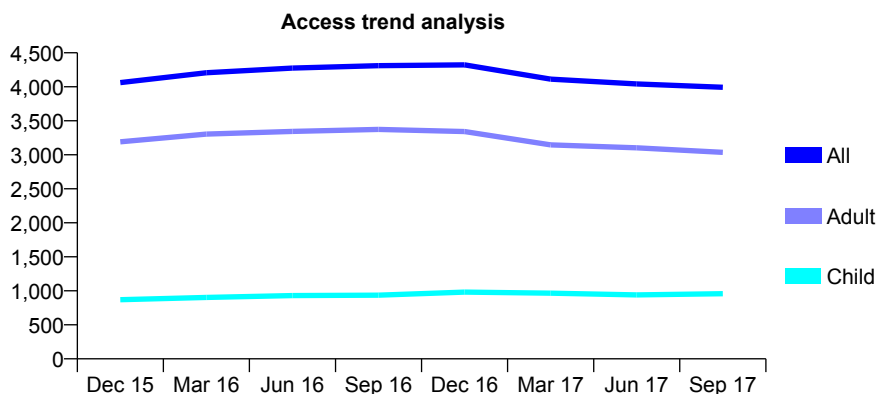
Q47 - Vital Signs At a Glance Contract Report for 101435/0096 - September 2017

Name or company name	IDH Limited
Contract type name	GDS Contract
Purpose of contract	General
Contract start date	25/04/2008
Contract end date	

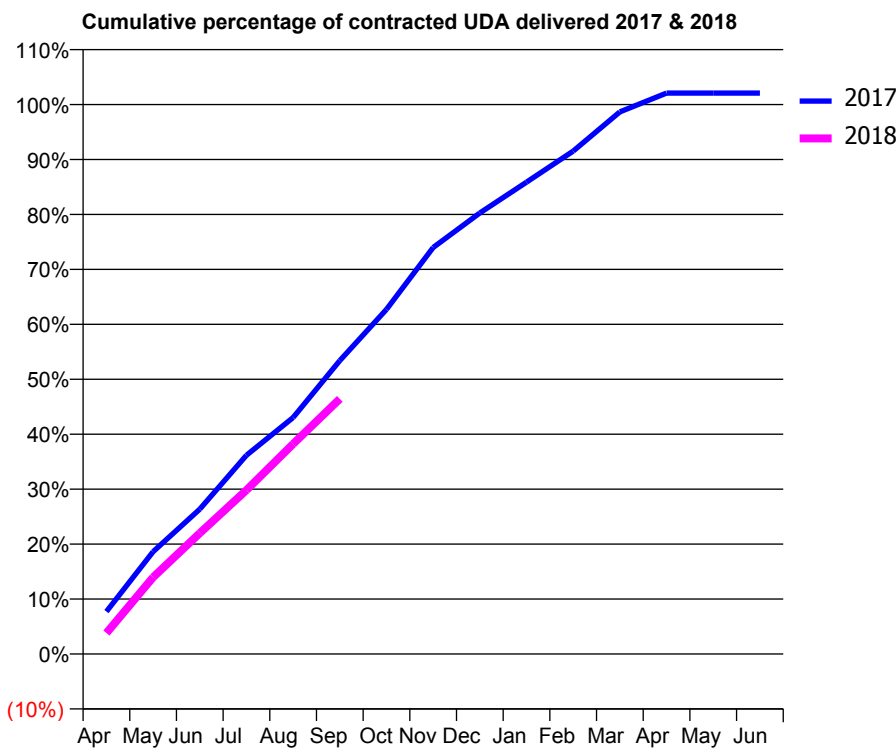
17/18 Contracted general activity (UDA)	14,432
Carry forward general activity (UDA)	0
17/18 Contracted orthodontic activity (UOA)	0
Carry forward orthodontic activity (UOA)	0
Baseline contract value	£356,455.99

ACCESS*

Patients seen in 24 months	Total	Change since previous quarter
Quarter ending September 2016	4,310	
Quarter ending December 2016	4,323	→
Quarter ending March 2017	4,113	↓
Quarter ending June 2017	4,042	↓
Quarter ending September 2017	3,994	↓
Variance since September 2016	(7.3%)	↓



ACTIVITY



Month	Adjusted Scheduled Activity (UDA)	
	2017	2018
April	1,116	551
May	2,687	2,017
June	3,807	3,176
July	5,221	4,304
August	6,210	5,519
September	7,707	6,703
October	9,053	
November	10,676	
December	11,585	
January	12,394	
February	13,210	
March	14,238	
April	14,732	
May	14,732	
June	14,732	

QUALITY

	Quantity	Base Number	Contract	AT	Region	England
% of FP17s for the same patient ID Re-attending within 3 months - Children	49	590	8.3%	13.8%	12.8%	11.9%
% of FP17s for the same patient ID Re-attending within 3 months - Adults	358	1,809	19.8%	16.4%	16.5%	15.9%
% of FP17s for the same patient ID Re-attending between 3 & 9 months - Children	285	590	48.3%	57.5%	59.7%	58.1%
% of FP17s for the same patient ID Re-attending between 3 & 9 months - Adults	797	1,809	44.1%	51.4%	53.0%	50.6%
% of FP17s for Band 1 Urgent Courses	221	2,252	9.8%	10.9%	9.2%	9.1%
% of FP17s Relating to Free Repair or Replacements	22	2,252	1.0%	0.9%	1.0%	0.8%
% of FP17s Relating to Continuations	78	2,252	3.5%	1.1%	1.2%	1.1%
% of Patients satisfied with the dentistry they have received	20	23	87.0%	91.2%	91.6%	91.4%
% of Patients satisfied with the time they had to wait for an appointment	17	23	73.9%	86.8%	88.1%	87.7%

* This is based on patients treated on this contract for their most recent course of treatment. Figures in italics indicate the base number of FP17s or Patient Questionnaire responses are less than 100. N/A is shown where the base number of responses is less than 10 during the period. % is calculated as Quantity/Base number*100

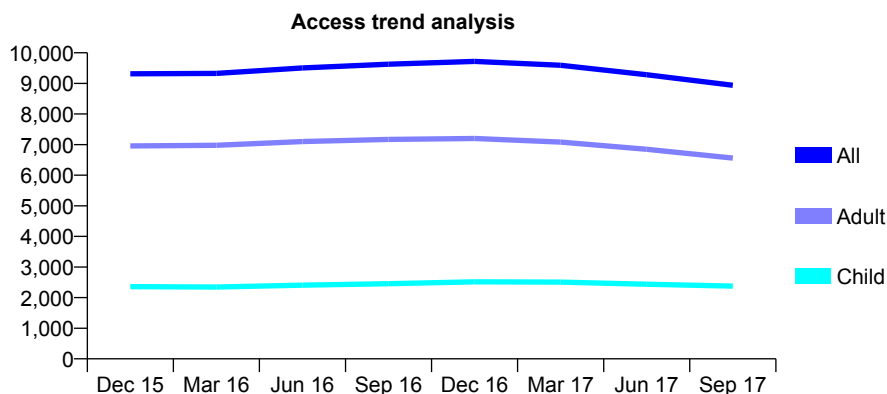
Q47 - Vital Signs At a Glance Contract Report for 101435/0097 - September 2017

Name or company name	IDH Limited
Contract type name	GDS Contract
Purpose of contract	General
Contract start date	07/05/2008
Contract end date	

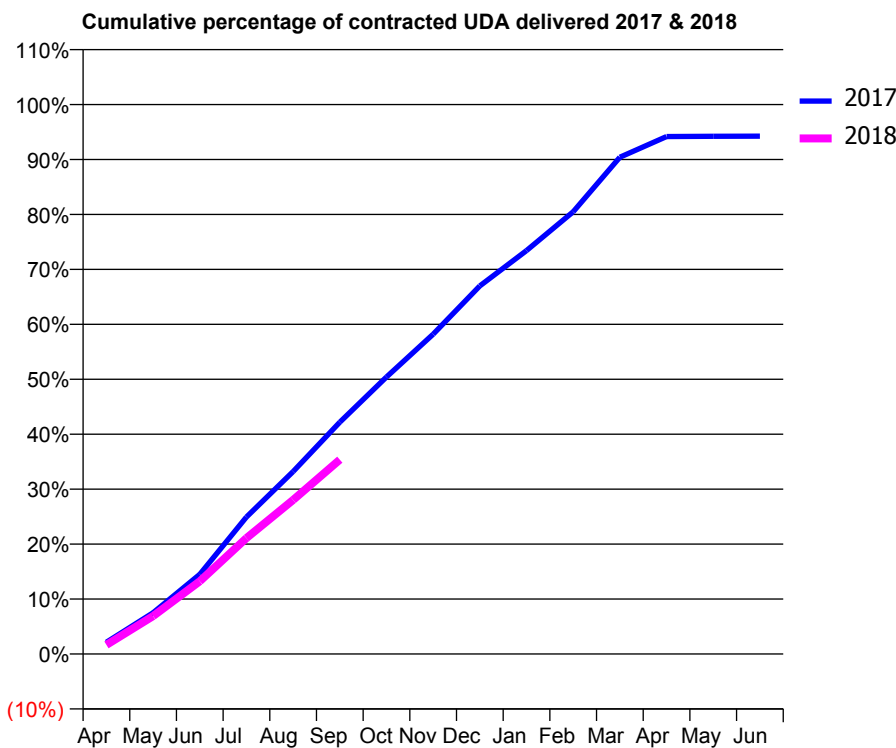
17/18 Contracted general activity (UDA)	25,500
Carry forward general activity (UDA)	0
17/18 Contracted orthodontic activity (UOA)	0
Carry forward orthodontic activity (UOA)	0
Baseline contract value	£569,970.72

ACCESS*

Patients seen in 24 months	Total	Change since previous quarter
Quarter ending September 2016	9,626	
Quarter ending December 2016	9,719	→
Quarter ending March 2017	9,591	↓
Quarter ending June 2017	9,282	↓
Quarter ending September 2017	8,938	↓
Variance since September 2016	(7.1%)	↓



ACTIVITY



Month	Adjusted Scheduled Activity (UDA)	
	2017	2018
April	547	423
May	1,917	1,761
June	3,695	3,378
July	6,358	5,382
August	8,469	7,151
September	10,758	9,018
October	12,854	
November	14,842	
December	17,082	
January	18,724	
February	20,521	
March	23,051	
April	24,014	
May	24,025	
June	24,031	

QUALITY

	Quantity	Base Number	Contract	AT	Region	England
% of FP17s for the same patient ID Re-attending within 3 months - Children	56	1,307	4.3%	13.8%	12.8%	11.9%
% of FP17s for the same patient ID Re-attending within 3 months - Adults	298	3,132	9.5%	16.4%	16.5%	15.9%
% of FP17s for the same patient ID Re-attending between 3 & 9 months - Children	573	1,307	43.8%	57.5%	59.7%	58.1%
% of FP17s for the same patient ID Re-attending between 3 & 9 months - Adults	1,367	3,132	43.6%	51.4%	53.0%	50.6%
% of FP17s for Band 1 Urgent Courses	149	4,063	3.7%	10.9%	9.2%	9.1%
% of FP17s Relating to Free Repair or Replacements	41	4,063	1.0%	0.9%	1.0%	0.8%
% of FP17s Relating to Continuations	72	4,063	1.8%	1.1%	1.2%	1.1%
% of Patients satisfied with the dentistry they have received	21	27	77.8%	91.2%	91.6%	91.4%
% of Patients satisfied with the time they had to wait for an appointment	19	27	70.4%	86.8%	88.1%	87.7%

* This is based on patients treated on this contract for their most recent course of treatment. Figures in italics indicate the base number of FP17s or Patient Questionnaire responses are less than 100. N/A is shown where the base number of responses is less than 10 during the period. % is calculated as Quantity/Base number*100

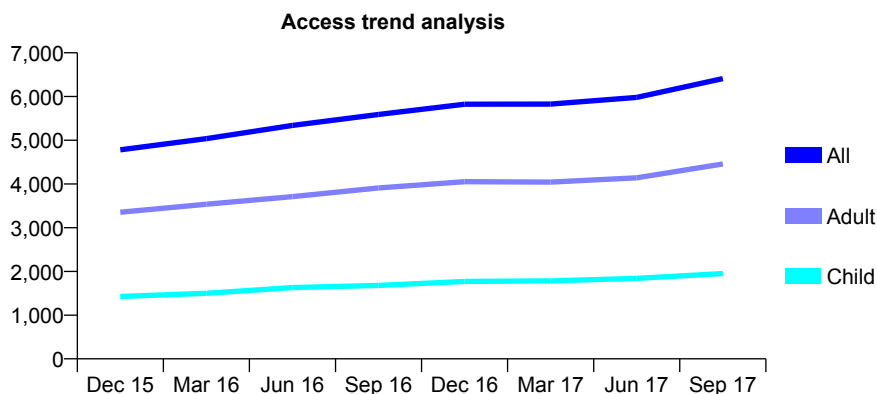
Q47 - Vital Signs At a Glance Contract Report for 101435/0144 - September 2017

Name or company name	IDH Limited
Contract type name	GDS Contract
Purpose of contract	General
Contract start date	01/12/2012
Contract end date	

17/18 Contracted general activity (UDA)	13,990
Carry forward general activity (UDA)	0
17/18 Contracted orthodontic activity (UOA)	0
Carry forward orthodontic activity (UOA)	0
Baseline contract value	£416,956.48

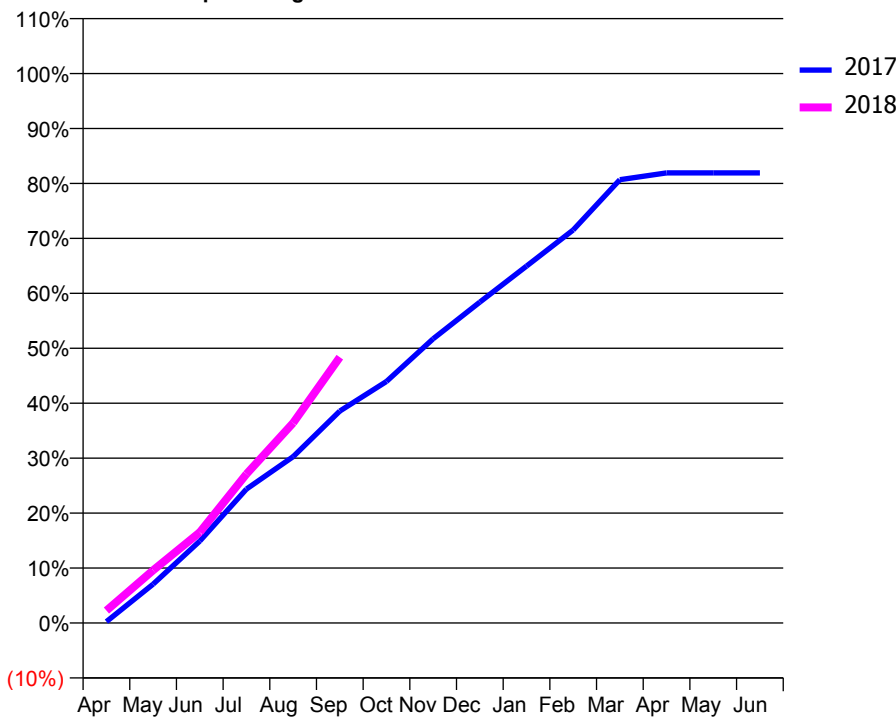
ACCESS*

Patients seen in 24 months	Total	Change since previous quarter
Quarter ending September 2016	5,589	
Quarter ending December 2016	5,823	↑
Quarter ending March 2017	5,827	→
Quarter ending June 2017	5,981	↑
Quarter ending September 2017	6,411	↑
Variance since September 2016	14.7%	↑



ACTIVITY

Cumulative percentage of contracted UDA delivered 2017 & 2018



Adjusted Scheduled Activity (UDA)

Month	2017	2018
April	36	319
May	990	1,342
June	2,085	2,311
July	3,409	3,795
August	4,236	5,094
September	5,397	6,769
October	6,149	
November	7,237	
December	8,171	
January	9,086	
February	10,005	
March	11,287	
April	11,459	
May	11,458	
June	11,458	

QUALITY

	Quantity	Base Number	Contract	AT	Region	England
% of FP17s for the same patient ID Re-attending within 3 months - Children	57	1,296	4.4%	13.8%	12.8%	11.9%
% of FP17s for the same patient ID Re-attending within 3 months - Adults	166	2,411	6.9%	16.4%	16.5%	15.9%
% of FP17s for the same patient ID Re-attending between 3 & 9 months - Children	551	1,296	42.5%	57.5%	59.7%	58.1%
% of FP17s for the same patient ID Re-attending between 3 & 9 months - Adults	774	2,411	32.1%	51.4%	53.0%	50.6%
% of FP17s for Band 1 Urgent Courses	141	3,611	3.9%	10.9%	9.2%	9.1%
% of FP17s Relating to Free Repair or Replacements	11	3,611	0.3%	0.9%	1.0%	0.8%
% of FP17s Relating to Continuations	32	3,611	0.9%	1.1%	1.2%	1.1%
% of Patients satisfied with the dentistry they have received	8	9	N/A	91.2%	91.6%	91.4%
% of Patients satisfied with the time they had to wait for an appointment	9	9	N/A	86.8%	88.1%	87.7%

* This is based on patients treated on this contract for their most recent course of treatment. Figures in italics indicate the base number of FP17s or Patient Questionnaire responses are less than 100. N/A is shown where the base number of responses is less than 10 during the period. % is calculated as Quantity/Base number*100

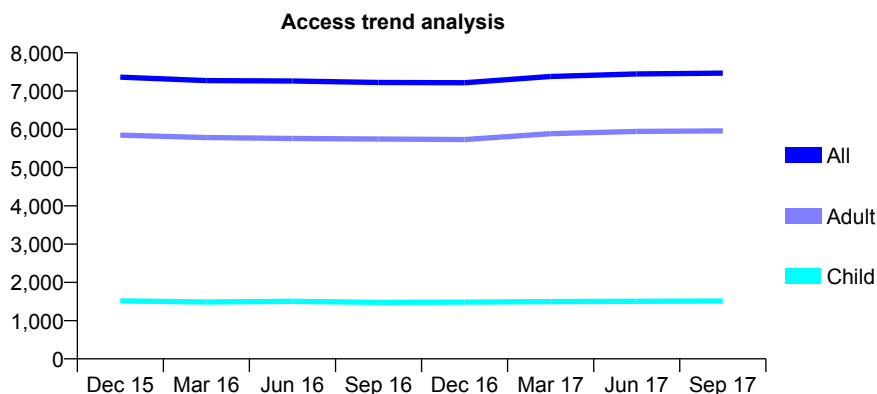
Q47 - Vital Signs At a Glance Contract Report for 102350/0001 - September 2017

Name or company name	Complete Dental
Contract type name	GDS Contract
Purpose of contract	General
Contract start date	01/04/2006
Contract end date	

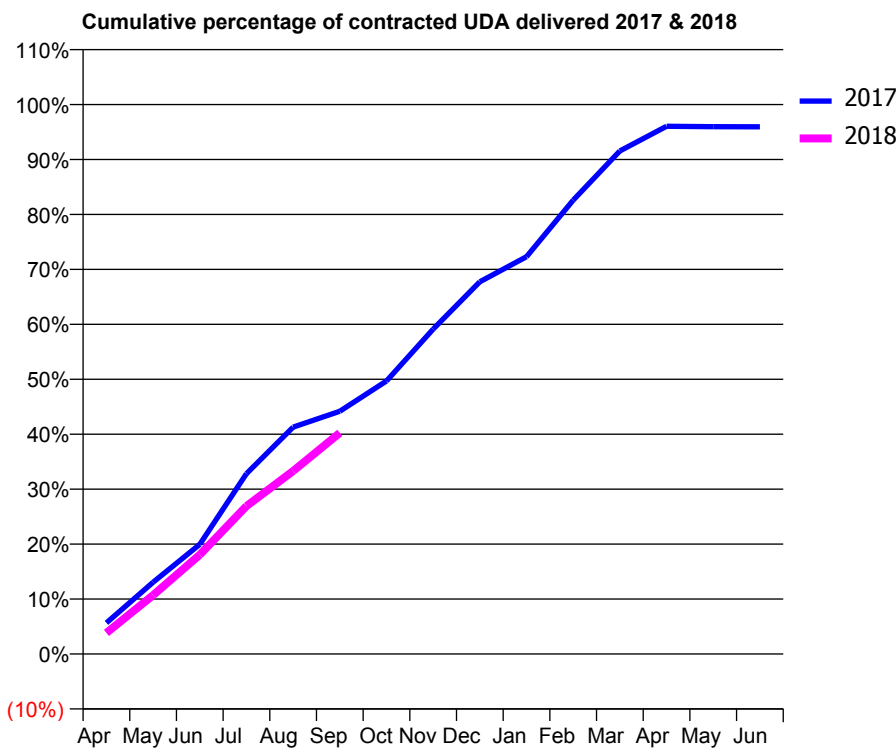
17/18 Contracted general activity (UDA)	24,000
Carry forward general activity (UDA)	0
17/18 Contracted orthodontic activity (UOA)	0
Carry forward orthodontic activity (UOA)	0
Baseline contract value	£582,449.17

ACCESS*

Patients seen in 24 months	Total	Change since previous quarter
Quarter ending September 2016	7,224	
Quarter ending December 2016	7,216	→
Quarter ending March 2017	7,382	↑
Quarter ending June 2017	7,448	→
Quarter ending September 2017	7,470	→
Variance since September 2016	3.4%	↑



ACTIVITY



Month	Adjusted Scheduled Activity (UDA)	
	2017	2018
April	1,361	925
May	3,135	2,571
June	4,790	4,335
July	7,874	6,463
August	9,912	7,993
September	10,603	9,661
October	11,922	
November	14,191	
December	16,256	
January	17,351	
February	19,823	
March	21,968	
April	23,047	
May	23,029	
June	23,025	

QUALITY

	Quantity	Base Number	Contract	AT	Region	England
% of FP17s for the same patient ID Re-attending within 3 months - Children	86	1,242	6.9%	13.8%	12.8%	11.9%
% of FP17s for the same patient ID Re-attending within 3 months - Adults	591	4,467	13.2%	16.4%	16.5%	15.9%
% of FP17s for the same patient ID Re-attending between 3 & 9 months - Children	793	1,242	63.8%	57.5%	59.7%	58.1%
% of FP17s for the same patient ID Re-attending between 3 & 9 months - Adults	2,532	4,467	56.7%	51.4%	53.0%	50.6%
% of FP17s for Band 1 Urgent Courses	291	5,198	5.6%	10.9%	9.2%	9.1%
% of FP17s Relating to Free Repair or Replacements	107	5,198	2.1%	0.9%	1.0%	0.8%
% of FP17s Relating to Continuations	33	5,198	0.6%	1.1%	1.2%	1.1%
% of Patients satisfied with the dentistry they have received	30	31	96.8%	91.2%	91.6%	91.4%
% of Patients satisfied with the time they had to wait for an appointment	26	31	83.9%	86.8%	88.1%	87.7%

* This is based on patients treated on this contract for their most recent course of treatment. Figures in italics indicate the base number of FP17s or Patient Questionnaire responses are less than 100. N/A is shown where the base number of responses is less than 10 during the period. % is calculated as Quantity/Base number*100

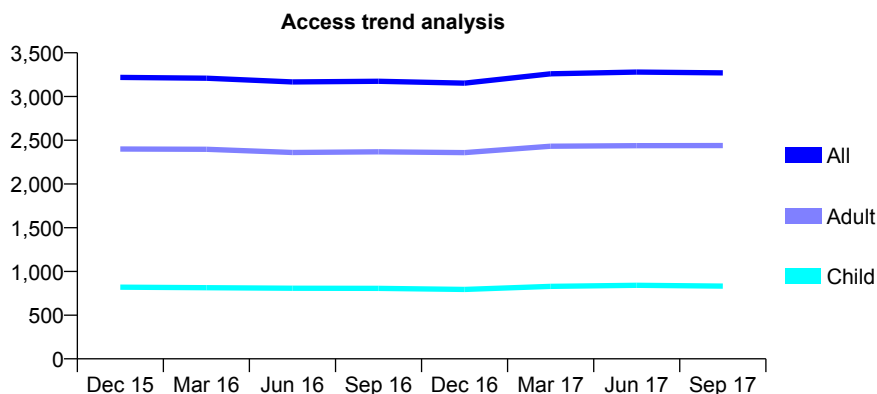
Q47 - Vital Signs At a Glance Contract Report for 103578/0001 - September 2017

Name or company name	Lostock Hall Dental Care Ltd
Contract type name	GDS Contract
Purpose of contract	General
Contract start date	01/11/2009
Contract end date	

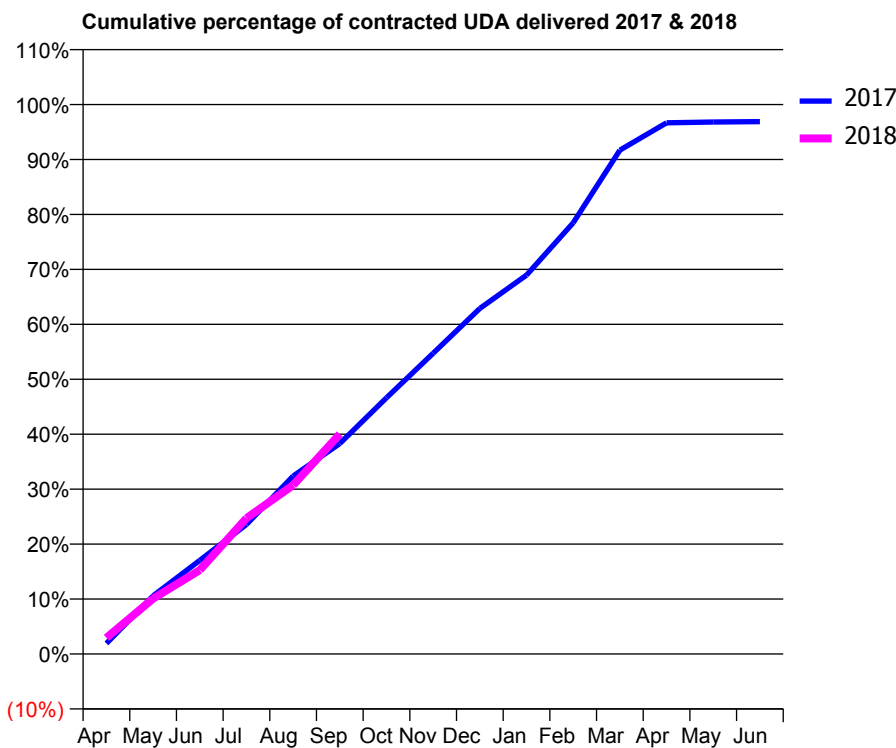
17/18 Contracted general activity (UDA)	9,683
Carry forward general activity (UDA)	0
17/18 Contracted orthodontic activity (UOA)	0
Carry forward orthodontic activity (UOA)	0
Baseline contract value	£262,937.24

ACCESS*

Patients seen in 24 months	Total	Change since previous quarter
Quarter ending September 2016	3,174	
Quarter ending December 2016	3,153	→
Quarter ending March 2017	3,260	↑
Quarter ending June 2017	3,279	→
Quarter ending September 2017	3,271	→
Variance since September 2016	3.1%	↑



ACTIVITY



Month	Adjusted Scheduled Activity (UDA)	
	2017	2018
April	187	285
May	1,027	976
June	1,650	1,480
July	2,282	2,393
August	3,135	2,975
September	3,710	3,877
October	4,515	
November	5,299	
December	6,088	
January	6,677	
February	7,598	
March	8,878	
April	9,360	
May	9,374	
June	9,381	

QUALITY

	Quantity	Base Number	Contract	AT	Region	England
% of FP17s for the same patient ID Re-attending within 3 months - Children	32	653	4.9%	13.8%	12.8%	11.9%
% of FP17s for the same patient ID Re-attending within 3 months - Adults	263	1,771	14.9%	16.4%	16.5%	15.9%
% of FP17s for the same patient ID Re-attending between 3 & 9 months - Children	416	653	63.7%	57.5%	59.7%	58.1%
% of FP17s for the same patient ID Re-attending between 3 & 9 months - Adults	1,147	1,771	64.8%	51.4%	53.0%	50.6%
% of FP17s for Band 1 Urgent Courses	159	2,170	7.3%	10.9%	9.2%	9.1%
% of FP17s Relating to Free Repair or Replacements	52	2,170	2.4%	0.9%	1.0%	0.8%
% of FP17s Relating to Continuations	12	2,170	0.6%	1.1%	1.2%	1.1%
% of Patients satisfied with the dentistry they have received	6	6	N/A	91.2%	91.6%	91.4%
% of Patients satisfied with the time they had to wait for an appointment	5	6	N/A	86.8%	88.1%	87.7%

* This is based on patients treated on this contract for their most recent course of treatment. Figures in italics indicate the base number of FP17s or Patient Questionnaire responses are less than 100. N/A is shown where the base number of responses is less than 10 during the period. % is calculated as Quantity/Base number*100

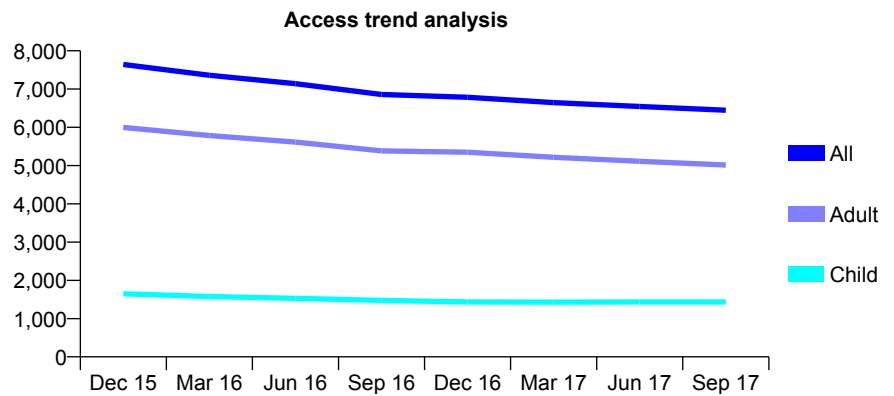
Q47 - Vital Signs At a Glance Contract Report for 105198/0001 - September 2017

Name or company name	Stacksteads Dental Practice
Contract type name	GDS Contract
Purpose of contract	General
Contract start date	01/04/2009
Contract end date	

17/18 Contracted general activity (UDA)	18,100
Carry forward general activity (UDA)	-301
17/18 Contracted orthodontic activity (UOA)	0
Carry forward orthodontic activity (UOA)	0
Baseline contract value	£553,420.00

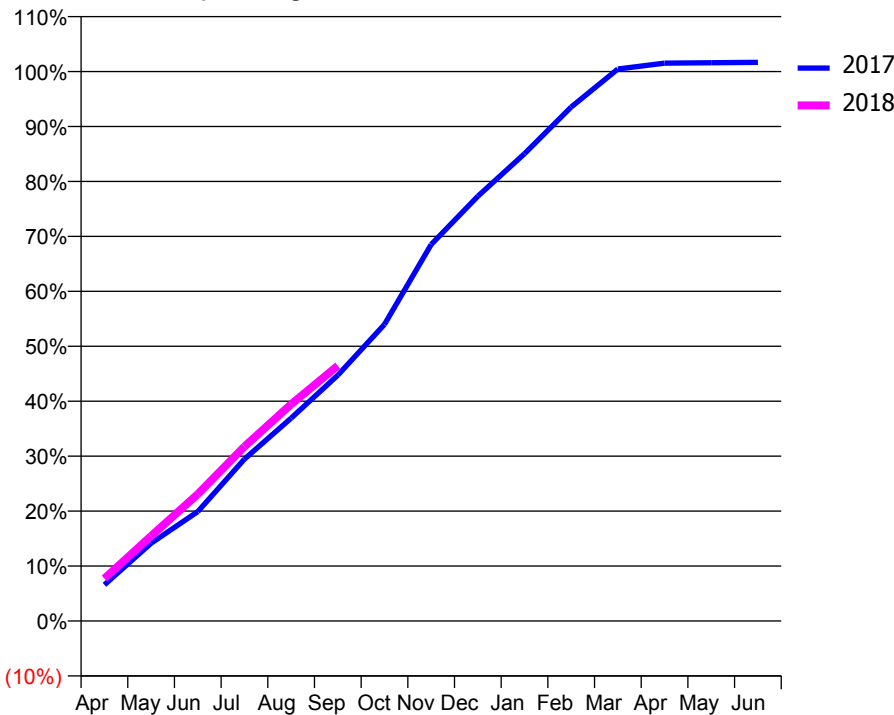
ACCESS*

Patients seen in 24 months	Total	Change since previous quarter
Quarter ending September 2016	6,860	
Quarter ending December 2016	6,785	↓
Quarter ending March 2017	6,647	↓
Quarter ending June 2017	6,545	↓
Quarter ending September 2017	6,446	↓
Variance since September 2016	(6.0%)	↓



ACTIVITY

Cumulative percentage of contracted UDA delivered 2017 & 2018



Month	Adjusted Scheduled Activity (UDA)	
	2017	2018
April	1,194	1,400
May	2,564	2,802
June	3,604	4,181
July	5,333	5,747
August	6,681	7,142
September	8,099	8,410
October	9,771	
November	12,402	
December	13,992	
January	15,391	
February	16,931	
March	18,182	
April	18,377	
May	18,387	
June	18,401	

QUALITY

	Quantity	Base Number	Contract	AT	Region	England
% of FP17s for the same patient ID Re-attending within 3 months - Children	91	1,187	7.7%	13.8%	12.8%	11.9%
% of FP17s for the same patient ID Re-attending within 3 months - Adults	446	3,451	12.9%	16.4%	16.5%	15.9%
% of FP17s for the same patient ID Re-attending between 3 & 9 months - Children	805	1,187	67.8%	57.5%	59.7%	58.1%
% of FP17s for the same patient ID Re-attending between 3 & 9 months - Adults	2,340	3,451	67.8%	51.4%	53.0%	50.6%
% of FP17s for Band 1 Urgent Courses	348	4,455	7.8%	10.9%	9.2%	9.1%
% of FP17s Relating to Free Repair or Replacements	41	4,455	0.9%	0.9%	1.0%	0.8%
% of FP17s Relating to Continuations	21	4,455	0.5%	1.1%	1.2%	1.1%
% of Patients satisfied with the dentistry they have received	10	11	90.9%	91.2%	91.6%	91.4%
% of Patients satisfied with the time they had to wait for an appointment	9	11	81.8%	86.8%	88.1%	87.7%

* This is based on patients treated on this contract for their most recent course of treatment. Figures in italics indicate the base number of FP17s or Patient Questionnaire responses are less than 100. N/A is shown where the base number of responses is less than 10 during the period. % is calculated as Quantity/Base number*100

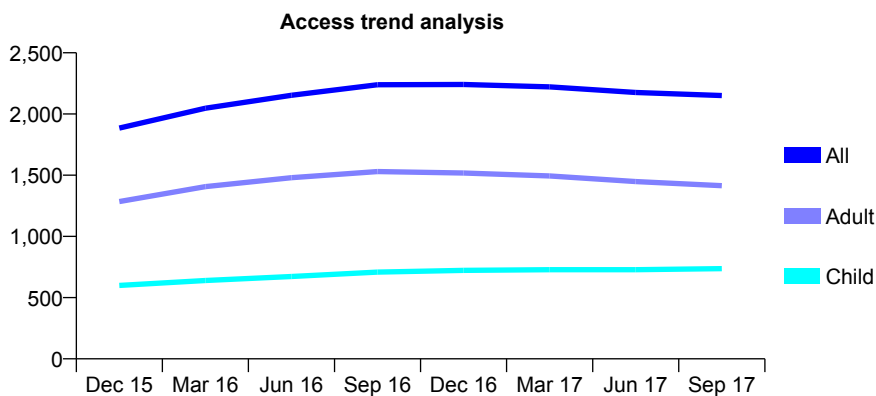
Q47 - Vital Signs At a Glance Contract Report for 105406/0001 - September 2017

Name or company name	Clayton Brook Dental Surgery
Contract type name	GDS Contract
Purpose of contract	General
Contract start date	01/06/2010
Contract end date	

17/18 Contracted general activity (UDA)	7,000
Carry forward general activity (UDA)	-140
17/18 Contracted orthodontic activity (UOA)	0
Carry forward orthodontic activity (UOA)	0
Baseline contract value	£140,546.75

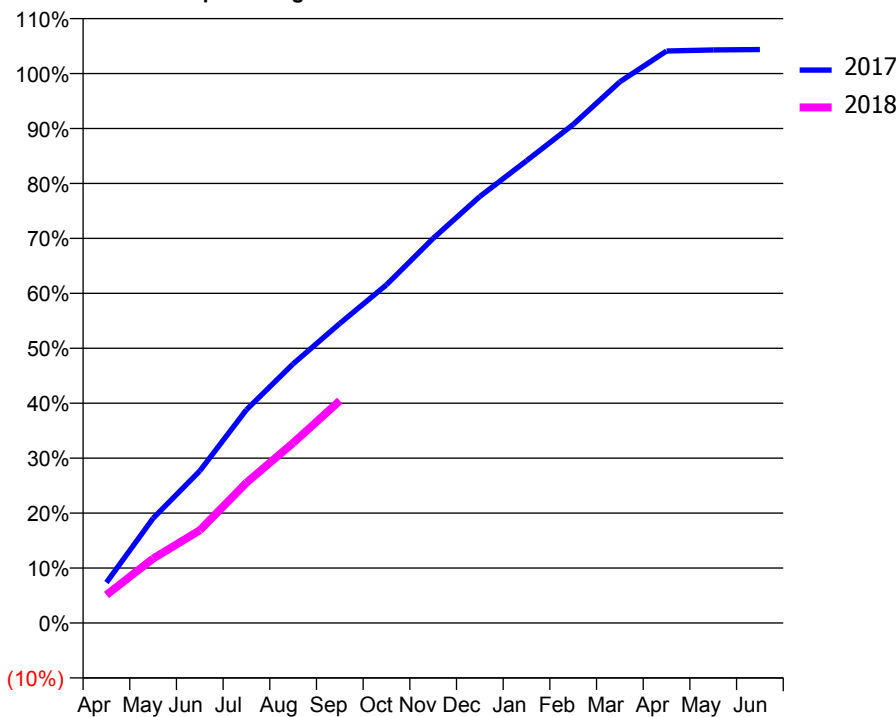
ACCESS*

Patients seen in 24 months	Total	Change since previous quarter
Quarter ending September 2016	2,239	
Quarter ending December 2016	2,241	→
Quarter ending March 2017	2,222	→
Quarter ending June 2017	2,176	↓
Quarter ending September 2017	2,151	↓
Variance since September 2016	(3.9%)	↓



ACTIVITY

Cumulative percentage of contracted UDA delivered 2017 & 2018



Month	Adjusted Scheduled Activity (UDA)	
	2017	2018
April	515	357
May	1,335	822
June	1,937	1,181
July	2,717	1,788
August	3,302	2,295
September	3,817	2,833
October	4,308	
November	4,900	
December	5,433	
January	5,888	
February	6,351	
March	6,894	
April	7,286	
May	7,300	
June	7,305	

QUALITY

	Quantity	Base Number	Contract	AT	Region	England
% of FP17s for the same patient ID Re-attending within 3 months - Children	95	667	14.2%	13.8%	12.8%	11.9%
% of FP17s for the same patient ID Re-attending within 3 months - Adults	174	788	22.1%	16.4%	16.5%	15.9%
% of FP17s for the same patient ID Re-attending between 3 & 9 months - Children	428	667	64.2%	57.5%	59.7%	58.1%
% of FP17s for the same patient ID Re-attending between 3 & 9 months - Adults	397	788	50.4%	51.4%	53.0%	50.6%
% of FP17s for Band 1 Urgent Courses	88	1,236	7.1%	10.9%	9.2%	9.1%
% of FP17s Relating to Free Repair or Replacements	24	1,236	1.9%	0.9%	1.0%	0.8%
% of FP17s Relating to Continuations	52	1,236	4.2%	1.1%	1.2%	1.1%
% of Patients satisfied with the dentistry they have received	3	3	N/A	91.2%	91.6%	91.4%
% of Patients satisfied with the time they had to wait for an appointment	3	3	N/A	86.8%	88.1%	87.7%

* This is based on patients treated on this contract for their most recent course of treatment. Figures in italics indicate the base number of FP17s or Patient Questionnaire responses are less than 100. N/A is shown where the base number of responses is less than 10 during the period. % is calculated as Quantity/Base number*100

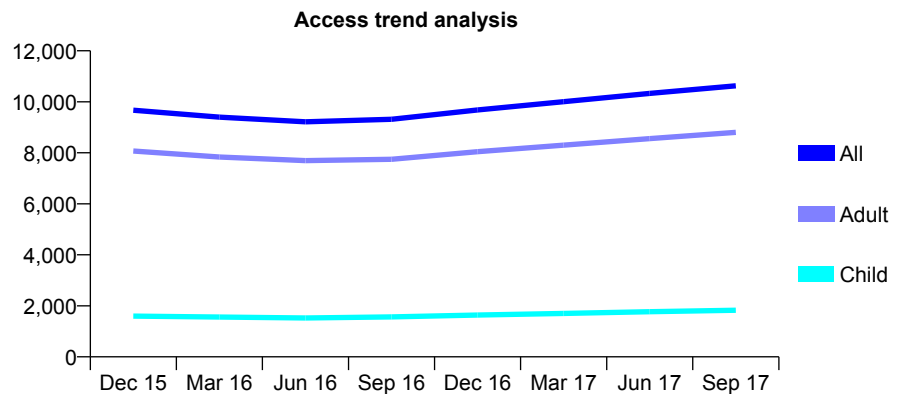
Q47 - Vital Signs At a Glance Contract Report for 106984/0002 - September 2017

Name or company name	Ravat & Ray Dental Care
Contract type name	GDS Contract
Purpose of contract	General
Contract start date	01/09/2009
Contract end date	

17/18 Contracted general activity (UDA)	31,670
Carry forward general activity (UDA)	0
17/18 Contracted orthodontic activity (UOA)	0
Carry forward orthodontic activity (UOA)	0
Baseline contract value	£1,145,696.03

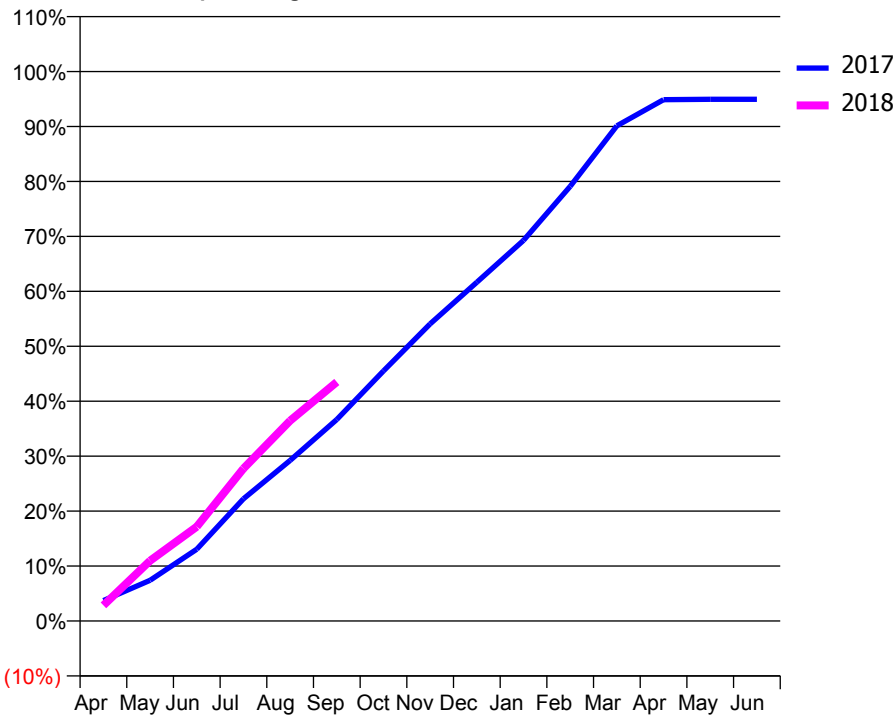
ACCESS*

Patients seen in 24 months	Total	Change since previous quarter
Quarter ending September 2016	9,314	
Quarter ending December 2016	9,682	↑
Quarter ending March 2017	10,004	↑
Quarter ending June 2017	10,330	↑
Quarter ending September 2017	10,625	↑
Variance since September 2016	14.1%	↑



ACTIVITY

Cumulative percentage of contracted UDA delivered 2017 & 2018



Month	Adjusted Scheduled Activity (UDA)	
	2017	2018
April	1,183	900
May	2,349	3,477
June	4,139	5,439
July	7,044	8,792
August	9,256	11,546
September	11,615	13,778
October	14,412	
November	17,124	
December	19,528	
January	21,936	
February	25,048	
March	28,538	
April	30,046	
May	30,067	
June	30,070	

QUALITY

	Quantity	Base Number	Contract	AT	Region	England
% of FP17s for the same patient ID Re-attending within 3 months - Children	172	1,593	10.8%	13.8%	12.8%	11.9%
% of FP17s for the same patient ID Re-attending within 3 months - Adults	1,289	6,980	18.5%	16.4%	16.5%	15.9%
% of FP17s for the same patient ID Re-attending between 3 & 9 months - Children	941	1,593	59.1%	57.5%	59.7%	58.1%
% of FP17s for the same patient ID Re-attending between 3 & 9 months - Adults	3,387	6,980	48.5%	51.4%	53.0%	50.6%
% of FP17s for Band 1 Urgent Courses	1,710	7,869	21.7%	10.9%	9.2%	9.1%
% of FP17s Relating to Free Repair or Replacements	114	7,869	1.4%	0.9%	1.0%	0.8%
% of FP17s Relating to Continuations	24	7,869	0.3%	1.1%	1.2%	1.1%
% of Patients satisfied with the dentistry they have received	13	17	76.5%	91.2%	91.6%	91.4%
% of Patients satisfied with the time they had to wait for an appointment	16	17	94.1%	86.8%	88.1%	87.7%

* This is based on patients treated on this contract for their most recent course of treatment. Figures in italics indicate the base number of FP17s or Patient Questionnaire responses are less than 100. N/A is shown where the base number of responses is less than 10 during the period. % is calculated as Quantity/Base number*100

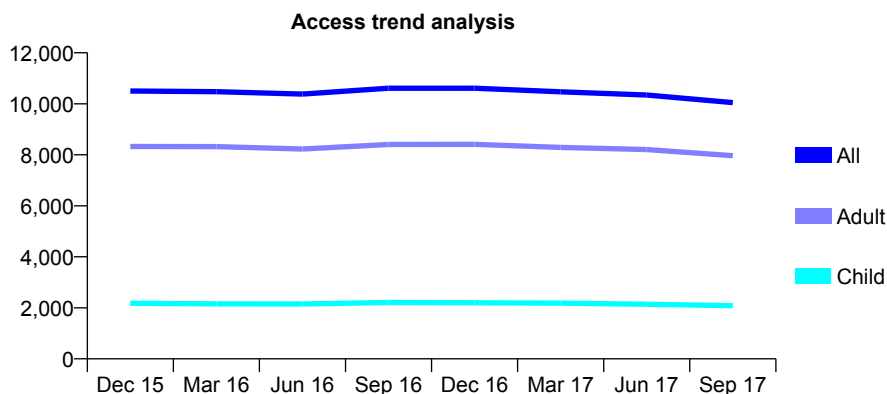
Q47 - Vital Signs At a Glance Contract Report for 106984/0003 - September 2017

Name or company name	Ravat & Ray Dental Care
Contract type name	GDS Contract
Purpose of contract	General
Contract start date	01/09/2009
Contract end date	

17/18 Contracted general activity (UDA)	24,300
Carry forward general activity (UDA)	0
17/18 Contracted orthodontic activity (UOA)	0
Carry forward orthodontic activity (UOA)	0
Baseline contract value	£800,798.75

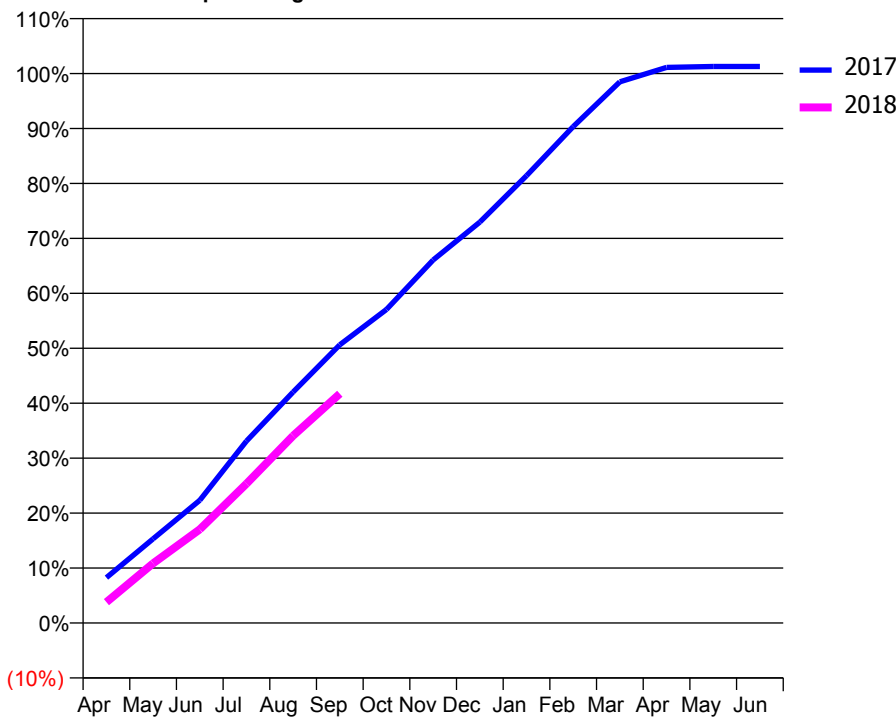
ACCESS*

Patients seen in 24 months	Total	Change since previous quarter
Quarter ending September 2016	10,614	
Quarter ending December 2016	10,611	→
Quarter ending March 2017	10,472	↓
Quarter ending June 2017	10,344	↓
Quarter ending September 2017	10,048	↓
Variance since September 2016	(5.3%)	↓



ACTIVITY

Cumulative percentage of contracted UDA delivered 2017 & 2018



Adjusted Scheduled Activity (UDA)

Month	2017	2018
April	2,010	923
May	3,726	2,638
June	5,426	4,143
July	8,047	6,161
August	10,214	8,285
September	12,306	10,137
October	13,865	
November	16,054	
December	17,731	
January	19,782	
February	21,951	
March	23,930	
April	24,572	
May	24,610	
June	24,613	

QUALITY

	Quantity	Base Number	Contract	AT	Region	England
% of FP17s for the same patient ID Re-attending within 3 months - Children	222	1,890	11.7%	13.8%	12.8%	11.9%
% of FP17s for the same patient ID Re-attending within 3 months - Adults	538	4,948	10.9%	16.4%	16.5%	15.9%
% of FP17s for the same patient ID Re-attending between 3 & 9 months - Children	1,172	1,890	62.0%	57.5%	59.7%	58.1%
% of FP17s for the same patient ID Re-attending between 3 & 9 months - Adults	2,179	4,948	44.0%	51.4%	53.0%	50.6%
% of FP17s for Band 1 Urgent Courses	2,012	6,301	31.9%	10.9%	9.2%	9.1%
% of FP17s Relating to Free Repair or Replacements	42	6,301	0.7%	0.9%	1.0%	0.8%
% of FP17s Relating to Continuations	9	6,301	0.1%	1.1%	1.2%	1.1%
% of Patients satisfied with the dentistry they have received	8	9	N/A	91.2%	91.6%	91.4%
% of Patients satisfied with the time they had to wait for an appointment	7	9	N/A	86.8%	88.1%	87.7%

* This is based on patients treated on this contract for their most recent course of treatment. Figures in italics indicate the base number of FP17s or Patient Questionnaire responses are less than 100. N/A is shown where the base number of responses is less than 10 during the period. % is calculated as Quantity/Base number*100

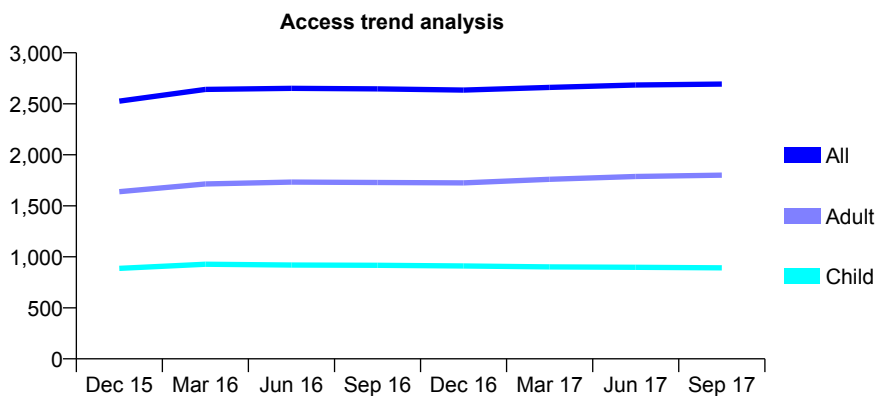
Q47 - Vital Signs At a Glance Contract Report for 106984/0005 - September 2017

Name or company name	Ravat & Ray Dental Care
Contract type name	GDS Contract
Purpose of contract	General
Contract start date	01/10/2011
Contract end date	

17/18 Contracted general activity (UDA)	7,250
Carry forward general activity (UDA)	0
17/18 Contracted orthodontic activity (UOA)	0
Carry forward orthodontic activity (UOA)	0
Baseline contract value	£394,677.55

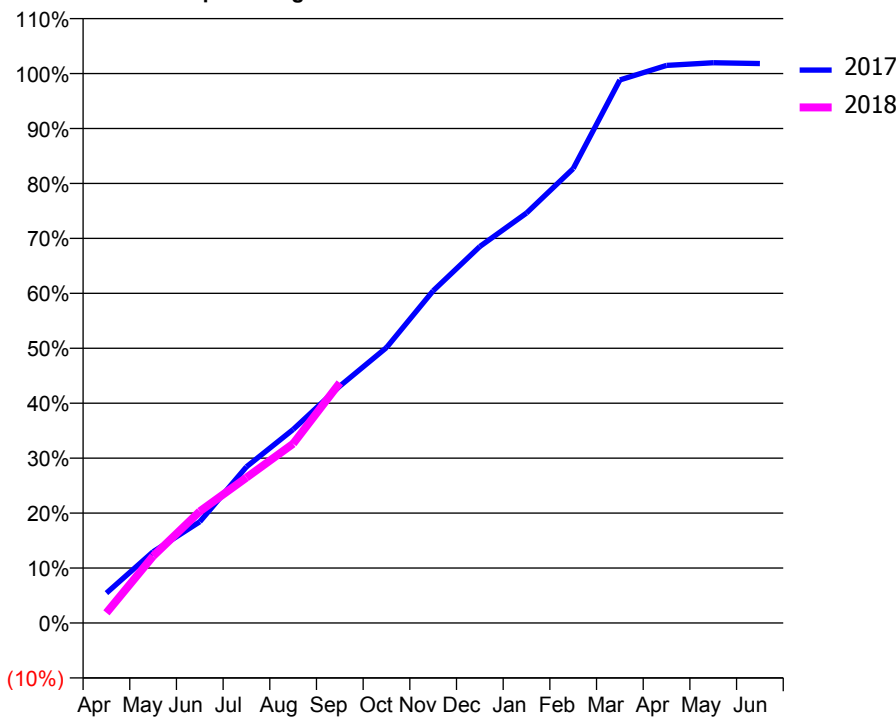
ACCESS*

Patients seen in 24 months	Total	Change since previous quarter
Quarter ending September 2016	2,646	
Quarter ending December 2016	2,635	→
Quarter ending March 2017	2,661	→
Quarter ending June 2017	2,684	→
Quarter ending September 2017	2,693	→
Variance since September 2016	1.8%	→



ACTIVITY

Cumulative percentage of contracted UDA delivered 2017 & 2018



Month	Adjusted Scheduled Activity (UDA)	
	2017	2018
April	396	135
May	941	883
June	1,335	1,473
July	2,061	1,919
August	2,554	2,366
September	3,126	3,170
October	3,635	
November	4,384	
December	4,968	
January	5,410	
February	5,995	
March	7,165	
April	7,356	
May	7,392	
June	7,381	

QUALITY

	Quantity	Base Number	Contract	AT	Region	England
% of FP17s for the same patient ID Re-attending within 3 months - Children	63	597	10.6%	13.8%	12.8%	11.9%
% of FP17s for the same patient ID Re-attending within 3 months - Adults	141	1,033	13.6%	16.4%	16.5%	15.9%
% of FP17s for the same patient ID Re-attending between 3 & 9 months - Children	326	597	54.6%	57.5%	59.7%	58.1%
% of FP17s for the same patient ID Re-attending between 3 & 9 months - Adults	526	1,033	50.9%	51.4%	53.0%	50.6%
% of FP17s for Band 1 Urgent Courses	194	1,540	12.6%	10.9%	9.2%	9.1%
% of FP17s Relating to Free Repair or Replacements	14	1,540	0.9%	0.9%	1.0%	0.8%
% of FP17s Relating to Continuations	3	1,540	0.2%	1.1%	1.2%	1.1%
% of Patients satisfied with the dentistry they have received	3	4	N/A	91.2%	91.6%	91.4%
% of Patients satisfied with the time they had to wait for an appointment	2	4	N/A	86.8%	88.1%	87.7%

* This is based on patients treated on this contract for their most recent course of treatment. Figures in italics indicate the base number of FP17s or Patient Questionnaire responses are less than 100. N/A is shown where the base number of responses is less than 10 during the period. % is calculated as Quantity/Base number*100

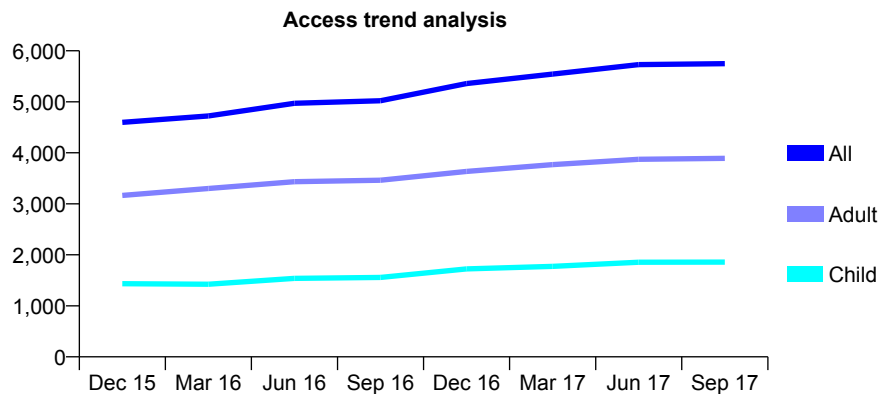
Q47 - Vital Signs At a Glance Contract Report for 107611/0001 - September 2017

Name or company name	Synergy Dental CLinic Ltd
Contract type name	GDS Contract
Purpose of contract	General
Contract start date	01/04/2008
Contract end date	

17/18 Contracted general activity (UDA)	17,552
Carry forward general activity (UDA)	0
17/18 Contracted orthodontic activity (UOA)	0
Carry forward orthodontic activity (UOA)	0
Baseline contract value	£434,701.02

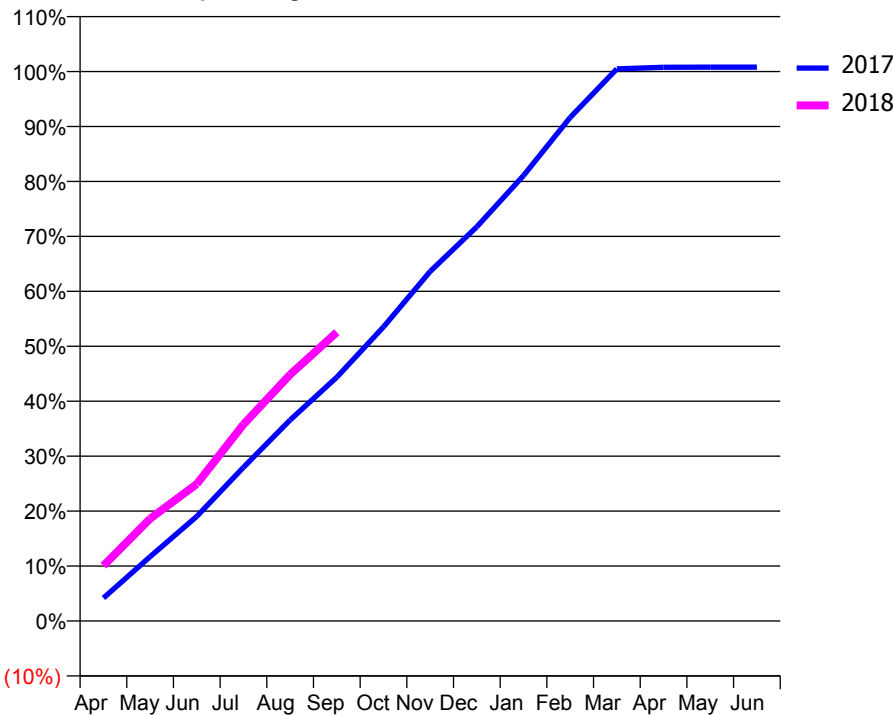
ACCESS*

Patients seen in 24 months	Total	Change since previous quarter
Quarter ending September 2016	5,021	
Quarter ending December 2016	5,358	↑
Quarter ending March 2017	5,543	↑
Quarter ending June 2017	5,730	↑
Quarter ending September 2017	5,748	→
Variance since September 2016	14.5%	↑



ACTIVITY

Cumulative percentage of contracted UDA delivered 2017 & 2018



Month	Adjusted Scheduled Activity (UDA)	
	2017	2018
April	733	1,766
May	2,055	3,269
June	3,341	4,376
July	4,908	6,280
August	6,421	7,874
September	7,790	9,222
October	9,392	
November	11,168	
December	12,593	
January	14,226	
February	16,083	
March	17,634	
April	17,687	
May	17,692	
June	17,692	

QUALITY

	Quantity	Base Number	Contract	AT	Region	England
% of FP17s for the same patient ID Re-attending within 3 months - Children	107	1,540	6.9%	13.8%	12.8%	11.9%
% of FP17s for the same patient ID Re-attending within 3 months - Adults	441	2,807	15.7%	16.4%	16.5%	15.9%
% of FP17s for the same patient ID Re-attending between 3 & 9 months - Children	1,045	1,540	67.9%	57.5%	59.7%	58.1%
% of FP17s for the same patient ID Re-attending between 3 & 9 months - Adults	1,702	2,807	60.6%	51.4%	53.0%	50.6%
% of FP17s for Band 1 Urgent Courses	186	4,312	4.3%	10.9%	9.2%	9.1%
% of FP17s Relating to Free Repair or Replacements	10	4,312	0.2%	0.9%	1.0%	0.8%
% of FP17s Relating to Continuations	27	4,312	0.6%	1.1%	1.2%	1.1%
% of Patients satisfied with the dentistry they have received	13	15	86.7%	91.2%	91.6%	91.4%
% of Patients satisfied with the time they had to wait for an appointment	14	15	93.3%	86.8%	88.1%	87.7%

* This is based on patients treated on this contract for their most recent course of treatment. Figures in italics indicate the base number of FP17s or Patient Questionnaire responses are less than 100. N/A is shown where the base number of responses is less than 10 during the period. % is calculated as Quantity/Base number*100

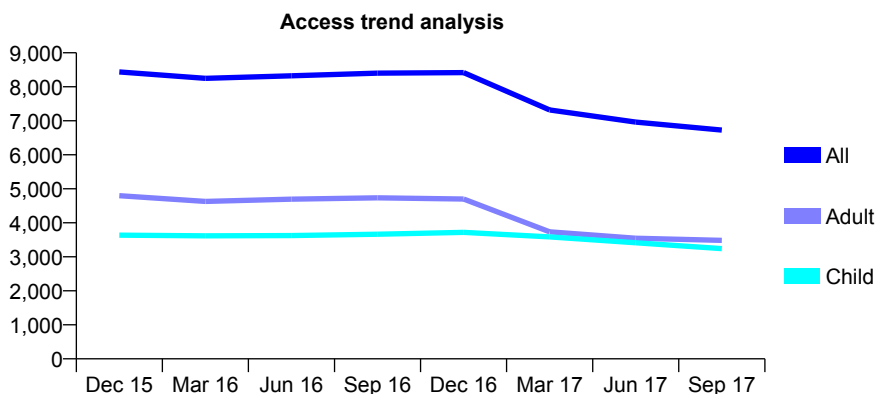
Q47 - Vital Signs At a Glance Contract Report for 108006/0001 - September 2017

Name or company name	Redbridge Associates Ltd
Contract type name	GDS Contract
Purpose of contract	General
Contract start date	06/09/2010
Contract end date	

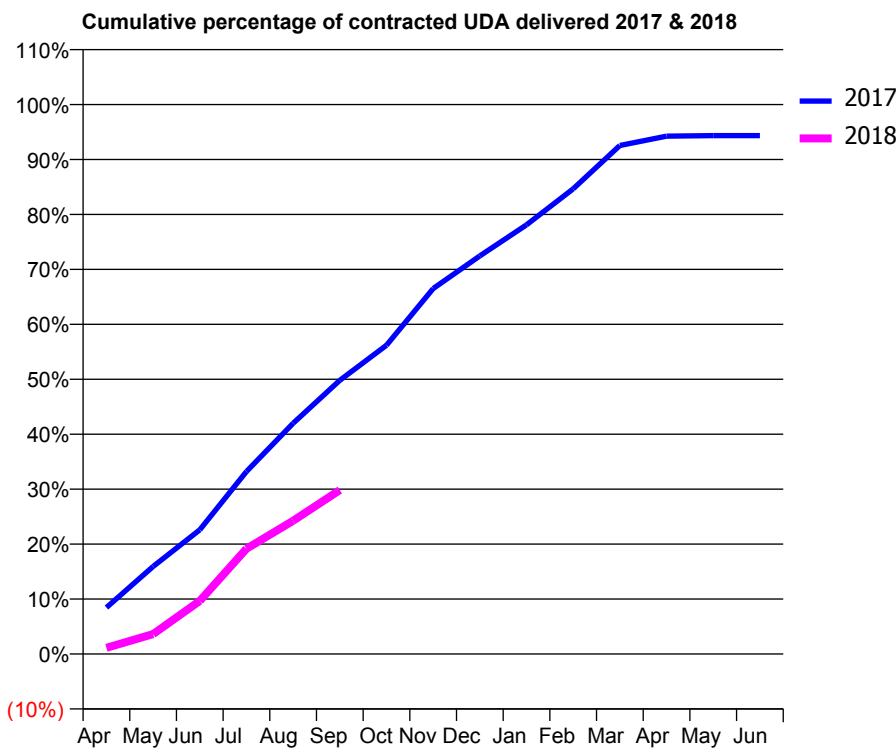
17/18 Contracted general activity (UDA)	26,020
Carry forward general activity (UDA)	0
17/18 Contracted orthodontic activity (UOA)	0
Carry forward orthodontic activity (UOA)	0
Baseline contract value	£641,010.95

ACCESS*

Patients seen in 24 months	Total	Change since previous quarter
Quarter ending September 2016	8,400	
Quarter ending December 2016	8,418	→
Quarter ending March 2017	7,321	↓
Quarter ending June 2017	6,961	↓
Quarter ending September 2017	6,726	↓
Variance since September 2016	(19.9%)	↓



ACTIVITY



Month	Adjusted Scheduled Activity (UDA)	
	2017	2018
April	2,202	296
May	4,148	943
June	5,881	2,519
July	8,643	4,988
August	10,925	6,308
September	12,963	7,763
October	14,623	
November	17,302	
December	18,849	
January	20,324	
February	22,027	
March	24,077	
April	24,522	
May	24,549	
June	24,548	

QUALITY

	Quantity	Base Number	Contract	AT	Region	England
% of FP17s for the same patient ID Re-attending within 3 months - Children	114	1,571	7.3%	13.8%	12.8%	11.9%
% of FP17s for the same patient ID Re-attending within 3 months - Adults	255	1,566	16.3%	16.4%	16.5%	15.9%
% of FP17s for the same patient ID Re-attending between 3 & 9 months - Children	708	1,571	45.1%	57.5%	59.7%	58.1%
% of FP17s for the same patient ID Re-attending between 3 & 9 months - Adults	622	1,566	39.7%	51.4%	53.0%	50.6%
% of FP17s for Band 1 Urgent Courses	290	2,949	9.8%	10.9%	9.2%	9.1%
% of FP17s Relating to Free Repair or Replacements	0	2,949	0.0%	0.9%	1.0%	0.8%
% of FP17s Relating to Continuations	62	2,949	2.1%	1.1%	1.2%	1.1%
% of Patients satisfied with the dentistry they have received	7	8	N/A	91.2%	91.6%	91.4%
% of Patients satisfied with the time they had to wait for an appointment	6	8	N/A	86.8%	88.1%	87.7%

* This is based on patients treated on this contract for their most recent course of treatment. Figures in italics indicate the base number of FP17s or Patient Questionnaire responses are less than 100. N/A is shown where the base number of responses is less than 10 during the period. % is calculated as Quantity/Base number*100

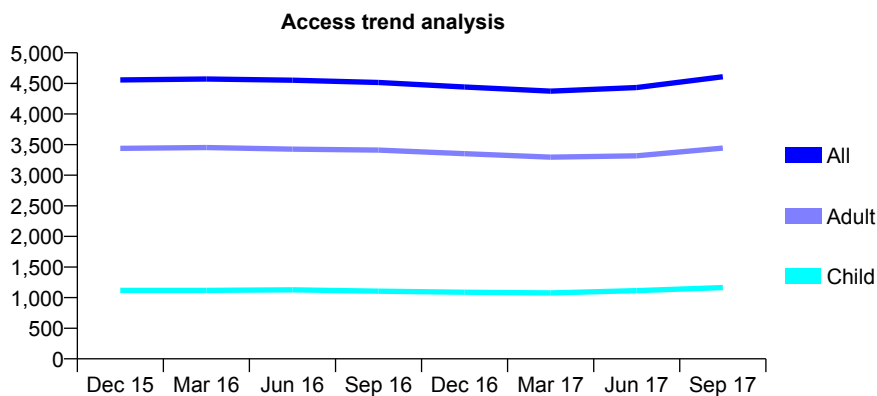
Q47 - Vital Signs At a Glance Contract Report for 109304/0001 - September 2017

Name or company name	St Raphael's Dental Practice Limited
Contract type name	GDS Contract
Purpose of contract	General
Contract start date	01/10/2009
Contract end date	

17/18 Contracted general activity (UDA)	14,000
Carry forward general activity (UDA)	0
17/18 Contracted orthodontic activity (UOA)	0
Carry forward orthodontic activity (UOA)	0
Baseline contract value	£393,318.31

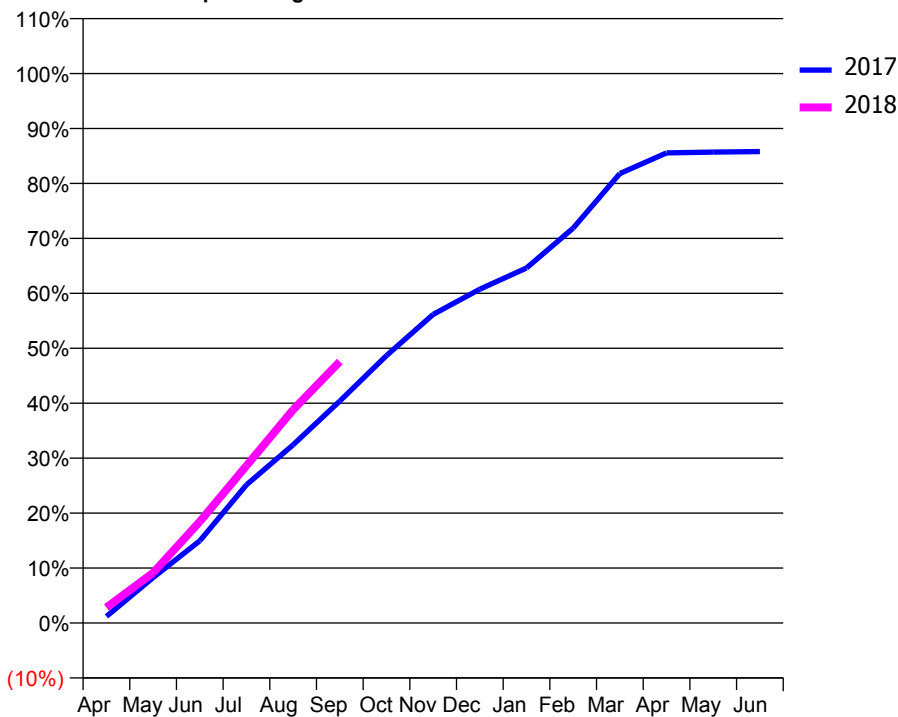
ACCESS*

Patients seen in 24 months	Total	Change since previous quarter
Quarter ending September 2016	4,516	
Quarter ending December 2016	4,441	↓
Quarter ending March 2017	4,373	↓
Quarter ending June 2017	4,432	→
Quarter ending September 2017	4,608	↑
Variance since September 2016	2.0%	↑



ACTIVITY

Cumulative percentage of contracted UDA delivered 2017 & 2018



Adjusted Scheduled Activity (UDA)

Month	2017	2018
April	169	394
May	1,158	1,278
June	2,094	2,583
July	3,521	4,007
August	4,542	5,435
September	5,653	6,661
October	6,812	
November	7,863	
December	8,504	
January	9,046	
February	10,061	
March	11,449	
April	11,978	
May	11,999	
June	12,012	

QUALITY

	Quantity	Base Number	Contract	AT	Region	England
% of FP17s for the same patient ID Re-attending within 3 months - Children	103	839	12.3%	13.8%	12.8%	11.9%
% of FP17s for the same patient ID Re-attending within 3 months - Adults	325	2,267	14.3%	16.4%	16.5%	15.9%
% of FP17s for the same patient ID Re-attending between 3 & 9 months - Children	347	839	41.4%	57.5%	59.7%	58.1%
% of FP17s for the same patient ID Re-attending between 3 & 9 months - Adults	933	2,267	41.2%	51.4%	53.0%	50.6%
% of FP17s for Band 1 Urgent Courses	278	2,876	9.7%	10.9%	9.2%	9.1%
% of FP17s Relating to Free Repair or Replacements	34	2,876	1.2%	0.9%	1.0%	0.8%
% of FP17s Relating to Continuations	35	2,876	1.2%	1.1%	1.2%	1.1%
% of Patients satisfied with the dentistry they have received	7	7	N/A	91.2%	91.6%	91.4%
% of Patients satisfied with the time they had to wait for an appointment	7	7	N/A	86.8%	88.1%	87.7%

* This is based on patients treated on this contract for their most recent course of treatment. Figures in italics indicate the base number of FP17s or Patient Questionnaire responses are less than 100. N/A is shown where the base number of responses is less than 10 during the period. % is calculated as Quantity/Base number*100

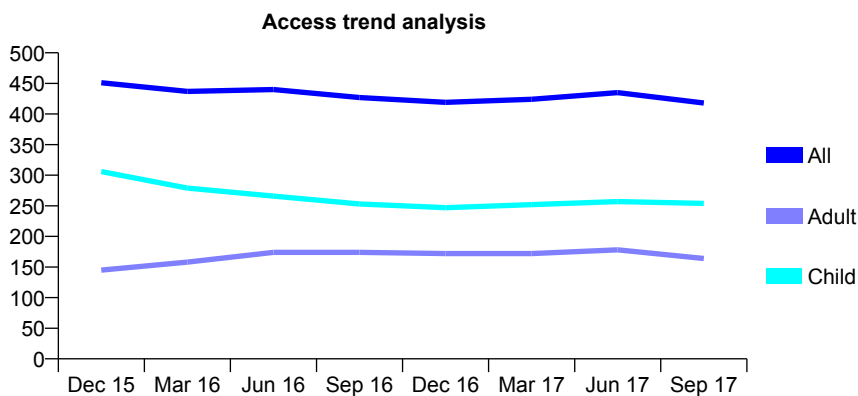
Q47 - Vital Signs At a Glance Contract Report for 110302/0001 - September 2017

Name or company name	Kirkham Dental Care
Contract type name	GDS Contract
Purpose of contract	General
Contract start date	01/08/2014
Contract end date	

17/18 Contracted general activity (UDA)	1,500
Carry forward general activity (UDA)	0
17/18 Contracted orthodontic activity (UOA)	0
Carry forward orthodontic activity (UOA)	0
Baseline contract value	£48,289.83

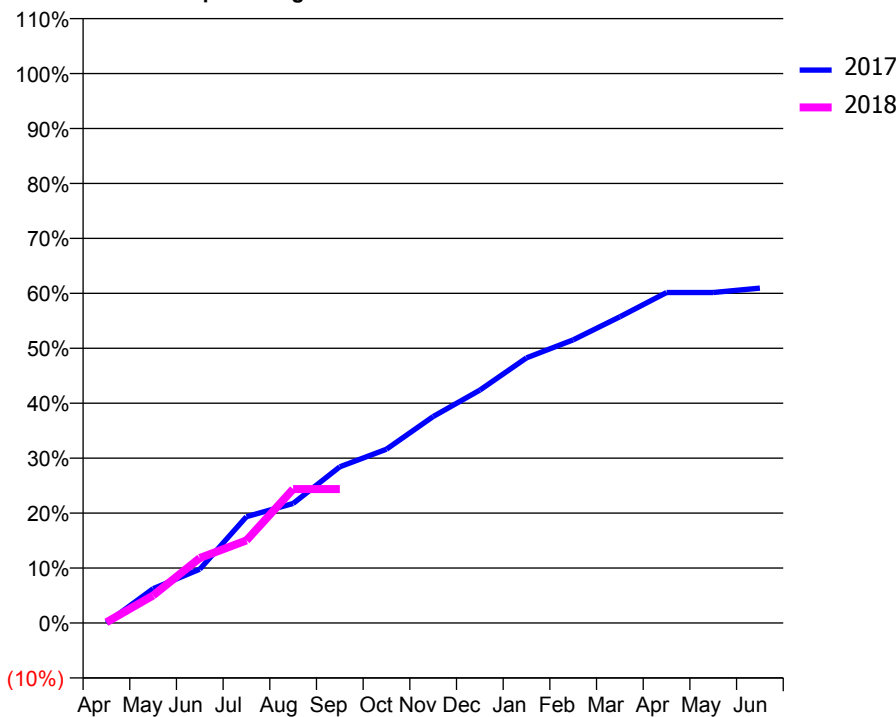
ACCESS*

Patients seen in 24 months	Total	Change since previous quarter
Quarter ending September 2016	427	
Quarter ending December 2016	419	↓
Quarter ending March 2017	424	→
Quarter ending June 2017	435	↑
Quarter ending September 2017	418	↓
Variance since September 2016	(2.1%)	↓



ACTIVITY

Cumulative percentage of contracted UDA delivered 2017 & 2018



Month	Adjusted Scheduled Activity (UDA)	
	2017	2018
April	0	2
May	94	75
June	147	178
July	290	226
August	326	366
September	426	366
October	474	
November	564	
December	636	
January	724	
February	773	
March	836	
April	902	
May	902	
June	914	

QUALITY

	Quantity	Base Number	Contract	AT	Region	England
% of FP17s for the same patient ID Re-attending within 3 months - Children	13	186	7.0%	13.8%	12.8%	11.9%
% of FP17s for the same patient ID Re-attending within 3 months - Adults	9	85	10.6%	16.4%	16.5%	15.9%
% of FP17s for the same patient ID Re-attending between 3 & 9 months - Children	95	186	51.1%	57.5%	59.7%	58.1%
% of FP17s for the same patient ID Re-attending between 3 & 9 months - Adults	49	85	57.6%	51.4%	53.0%	50.6%
% of FP17s for Band 1 Urgent Courses	4	228	1.8%	10.9%	9.2%	9.1%
% of FP17s Relating to Free Repair or Replacements	0	228	0.0%	0.9%	1.0%	0.8%
% of FP17s Relating to Continuations	6	228	2.6%	1.1%	1.2%	1.1%
% of Patients satisfied with the dentistry they have received	0	0	N/A	91.2%	91.6%	91.4%
% of Patients satisfied with the time they had to wait for an appointment	0	0	N/A	86.8%	88.1%	87.7%

* This is based on patients treated on this contract for their most recent course of treatment. Figures in italics indicate the base number of FP17s or Patient Questionnaire responses are less than 100. N/A is shown where the base number of responses is less than 10 during the period. % is calculated as Quantity/Base number*100

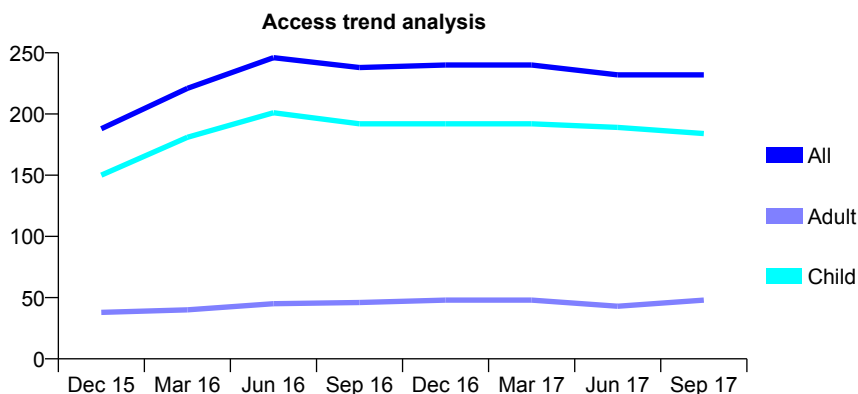
Q47 - Vital Signs At a Glance Contract Report for 110302/0002 - September 2017

Name or company name	Kirkham Dental Care
Contract type name	GDS Contract
Purpose of contract	General
Contract start date	01/08/2014
Contract end date	

17/18 Contracted general activity (UDA)	850
Carry forward general activity (UDA)	0
17/18 Contracted orthodontic activity (UOA)	0
Carry forward orthodontic activity (UOA)	0
Baseline contract value	£19,245.89

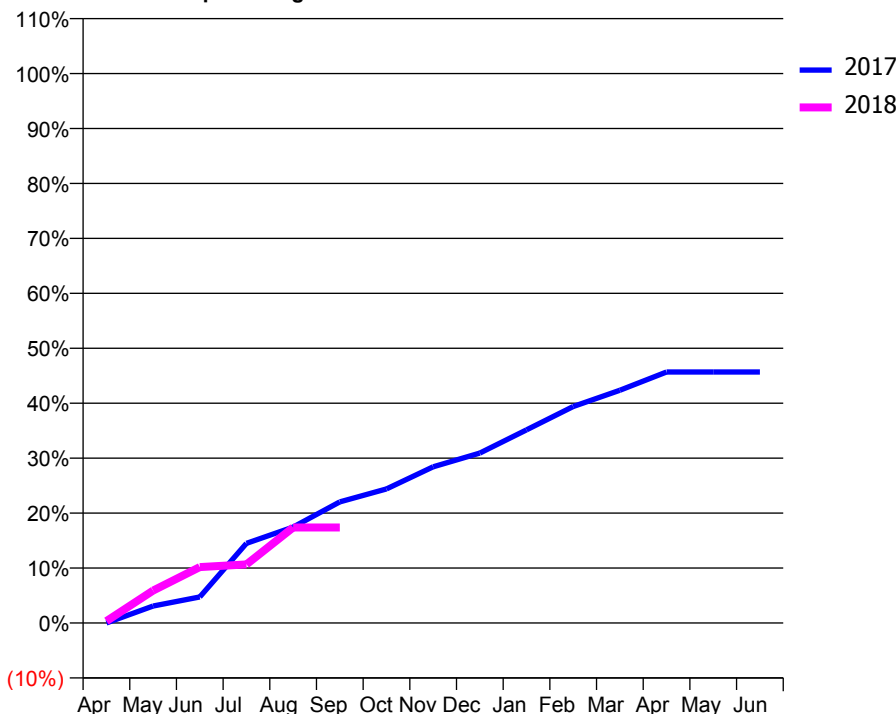
ACCESS*

Patients seen in 24 months	Total	Change since previous quarter
Quarter ending September 2016	238	
Quarter ending December 2016	240	→
Quarter ending March 2017	240	→
Quarter ending June 2017	232	↓
Quarter ending September 2017	232	→
Variance since September 2016	(2.5%)	↓



ACTIVITY

Cumulative percentage of contracted UDA delivered 2017 & 2018



Adjusted Scheduled Activity (UDA)

Month	2017	2018
April	0	3
May	26	50
June	40	87
July	123	91
August	148	148
September	187	148
October	207	
November	242	
December	263	
January	299	
February	335	
March	360	
April	388	
May	388	
June	388	

QUALITY

	Quantity	Base Number	Contract	AT	Region	England
% of FP17s for the same patient ID Re-attending within 3 months - Children	10	127	7.9%	13.8%	12.8%	11.9%
% of FP17s for the same patient ID Re-attending within 3 months - Adults	1	25	4.0%	16.4%	16.5%	15.9%
% of FP17s for the same patient ID Re-attending between 3 & 9 months - Children	74	127	58.3%	57.5%	59.7%	58.1%
% of FP17s for the same patient ID Re-attending between 3 & 9 months - Adults	12	25	48.0%	51.4%	53.0%	50.6%
% of FP17s for Band 1 Urgent Courses	9	130	6.9%	10.9%	9.2%	9.1%
% of FP17s Relating to Free Repair or Replacements	0	130	0.0%	0.9%	1.0%	0.8%
% of FP17s Relating to Continuations	0	130	0.0%	1.1%	1.2%	1.1%
% of Patients satisfied with the dentistry they have received	1	1	N/A	91.2%	91.6%	91.4%
% of Patients satisfied with the time they had to wait for an appointment	1	1	N/A	86.8%	88.1%	87.7%

* This is based on patients treated on this contract for their most recent course of treatment. Figures in italics indicate the base number of FP17s or Patient Questionnaire responses are less than 100. N/A is shown where the base number of responses is less than 10 during the period. % is calculated as Quantity/Base number*100

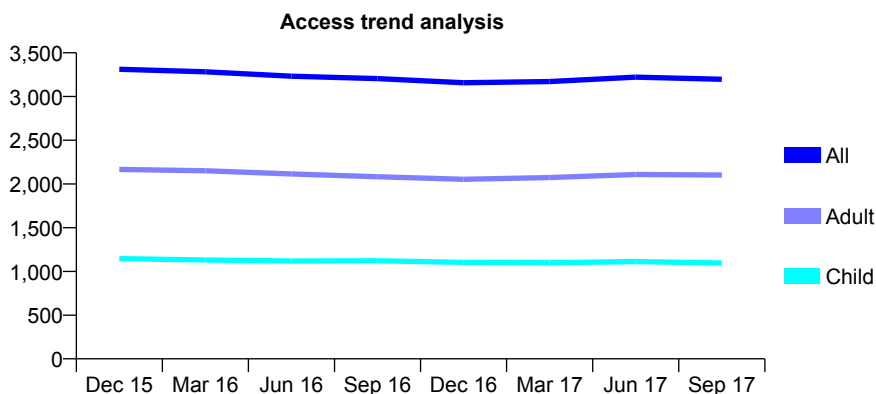
Q47 - Vital Signs At a Glance Contract Report for 11198/0001 - September 2017

Name or company name	Barrowford Dental Practice
Contract type name	GDS Contract
Purpose of contract	General
Contract start date	01/08/2009
Contract end date	

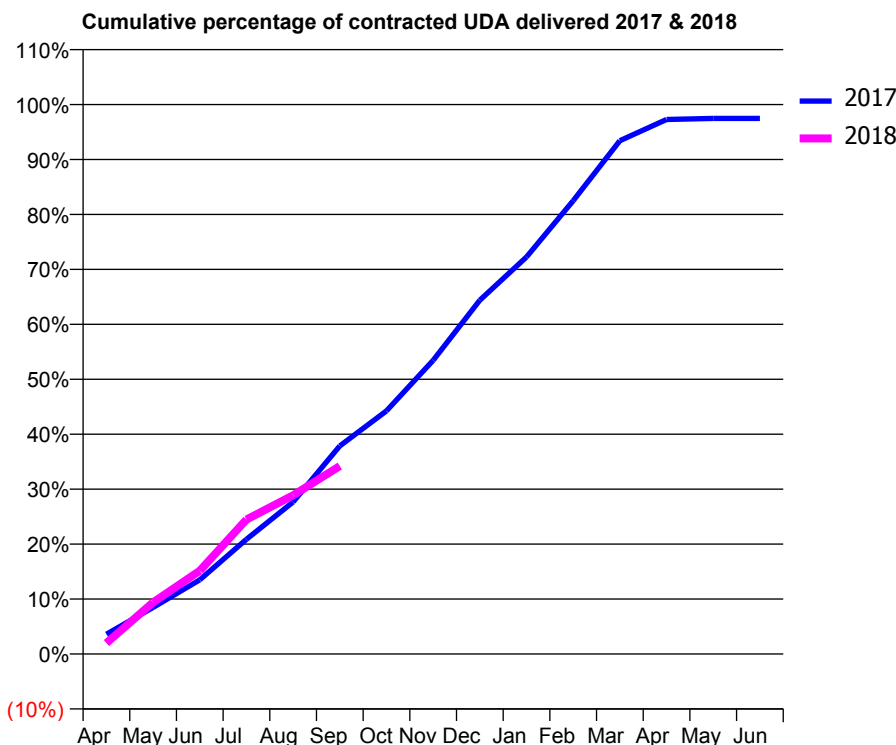
17/18 Contracted general activity (UDA)	8,000
Carry forward general activity (UDA)	202
17/18 Contracted orthodontic activity (UOA)	0
Carry forward orthodontic activity (UOA)	0
Baseline contract value	£236,055.21

ACCESS*

Patients seen in 24 months	Total	Change since previous quarter
Quarter ending September 2016	3,205	
Quarter ending December 2016	3,157	↓
Quarter ending March 2017	3,172	→
Quarter ending June 2017	3,222	→
Quarter ending September 2017	3,197	→
Variance since September 2016	(0.2%)	→



ACTIVITY



Month	Adjusted Scheduled Activity (UDA)	
	2017	2018
April	288	160
May	678	752
June	1,080	1,213
July	1,670	1,957
August	2,215	2,312
September	3,029	2,737
October	3,541	
November	4,277	
December	5,152	
January	5,781	
February	6,600	
March	7,474	
April	7,781	
May	7,797	
June	7,798	

QUALITY

	Quantity	Base Number	Contract	AT	Region	England
% of FP17s for the same patient ID Re-attending within 3 months - Children	68	787	8.6%	13.8%	12.8%	11.9%
% of FP17s for the same patient ID Re-attending within 3 months - Adults	211	1,376	15.3%	16.4%	16.5%	15.9%
% of FP17s for the same patient ID Re-attending between 3 & 9 months - Children	425	787	54.0%	57.5%	59.7%	58.1%
% of FP17s for the same patient ID Re-attending between 3 & 9 months - Adults	732	1,376	53.2%	51.4%	53.0%	50.6%
% of FP17s for Band 1 Urgent Courses	203	1,629	12.5%	10.9%	9.2%	9.1%
% of FP17s Relating to Free Repair or Replacements	16	1,629	1.0%	0.9%	1.0%	0.8%
% of FP17s Relating to Continuations	4	1,629	0.2%	1.1%	1.2%	1.1%
% of Patients satisfied with the dentistry they have received	7	9	N/A	91.2%	91.6%	91.4%
% of Patients satisfied with the time they had to wait for an appointment	6	9	N/A	86.8%	88.1%	87.7%

* This is based on patients treated on this contract for their most recent course of treatment. Figures in italics indicate the base number of FP17s or Patient Questionnaire responses are less than 100. N/A is shown where the base number of responses is less than 10 during the period. % is calculated as Quantity/Base number*100

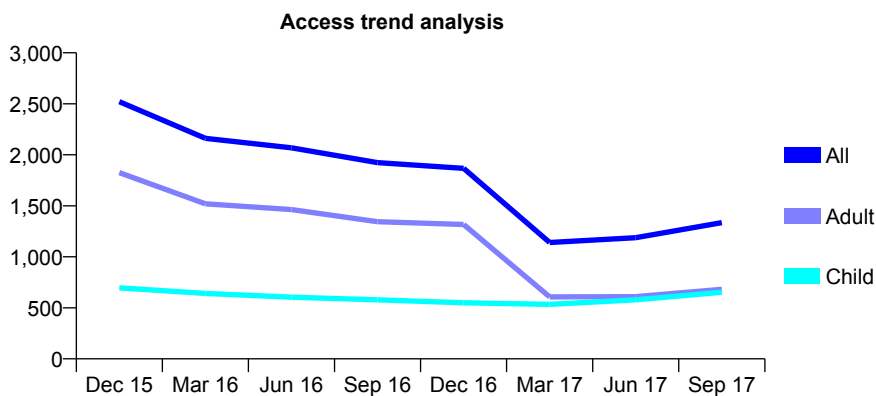
Q47 - Vital Signs At a Glance Contract Report for 111228/0001 - September 2017

Name or company name	Deepdale Dental
Contract type name	GDS Contract
Purpose of contract	General
Contract start date	01/07/2010
Contract end date	

17/18 Contracted general activity (UDA)	10,471
Carry forward general activity (UDA)	0
17/18 Contracted orthodontic activity (UOA)	0
Carry forward orthodontic activity (UOA)	0
Baseline contract value	£254,529.86

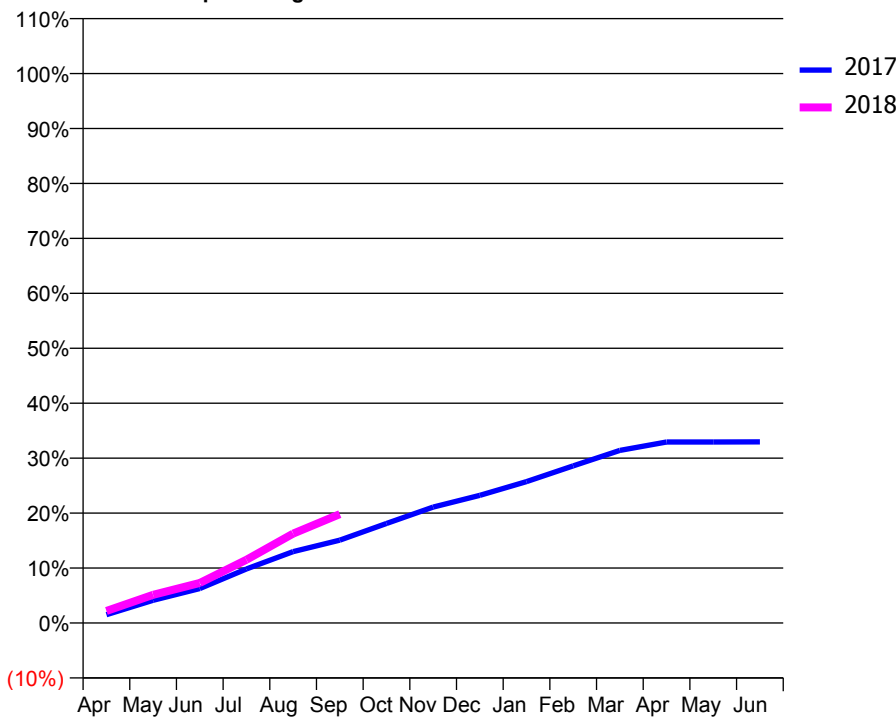
ACCESS*

Patients seen in 24 months	Total	Change since previous quarter
Quarter ending September 2016	1,923	
Quarter ending December 2016	1,867	↓
Quarter ending March 2017	1,141	↓
Quarter ending June 2017	1,188	↑
Quarter ending September 2017	1,335	↑
Variance since September 2016	(30.6%)	↓



ACTIVITY

Cumulative percentage of contracted UDA delivered 2017 & 2018



Month	Adjusted Scheduled Activity (UDA)	
	2017	2018
April	159	231
May	433	537
June	658	763
July	1,029	1,205
August	1,361	1,704
September	1,579	2,075
October	1,898	
November	2,209	
December	2,433	
January	2,696	
February	2,993	
March	3,290	
April	3,449	
May	3,449	
June	3,452	

QUALITY

	Quantity	Base Number	Contract	AT	Region	England
% of FP17s for the same patient ID Re-attending within 3 months - Children	49	578	8.5%	13.8%	12.8%	11.9%
% of FP17s for the same patient ID Re-attending within 3 months - Adults	108	572	18.9%	16.4%	16.5%	15.9%
% of FP17s for the same patient ID Re-attending between 3 & 9 months - Children	255	578	44.1%	57.5%	59.7%	58.1%
% of FP17s for the same patient ID Re-attending between 3 & 9 months - Adults	225	572	39.3%	51.4%	53.0%	50.6%
% of FP17s for Band 1 Urgent Courses	132	1,065	12.4%	10.9%	9.2%	9.1%
% of FP17s Relating to Free Repair or Replacements	0	1,065	0.0%	0.9%	1.0%	0.8%
% of FP17s Relating to Continuations	20	1,065	1.9%	1.1%	1.2%	1.1%
% of Patients satisfied with the dentistry they have received	3	4	N/A	91.2%	91.6%	91.4%
% of Patients satisfied with the time they had to wait for an appointment	4	4	N/A	86.8%	88.1%	87.7%

* This is based on patients treated on this contract for their most recent course of treatment. Figures in italics indicate the base number of FP17s or Patient Questionnaire responses are less than 100. N/A is shown where the base number of responses is less than 10 during the period. % is calculated as Quantity/Base number*100

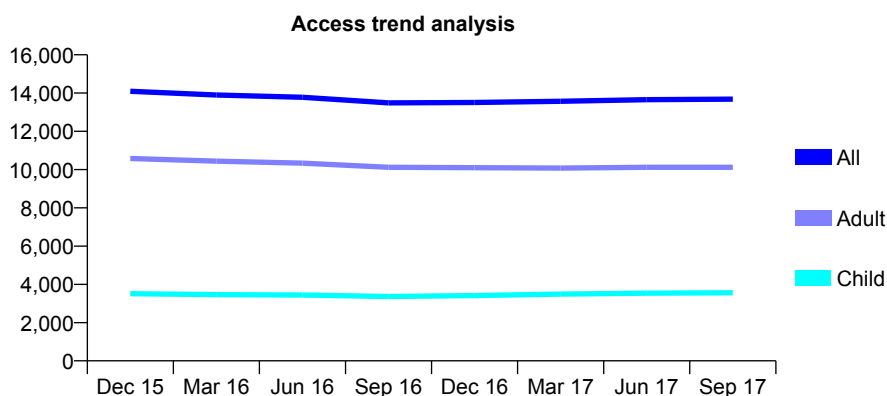
Q47 - Vital Signs At a Glance Contract Report for 111341/0001 - September 2017

Name or company name	Quest Dental
Contract type name	GDS Contract
Purpose of contract	General
Contract start date	01/12/2009
Contract end date	

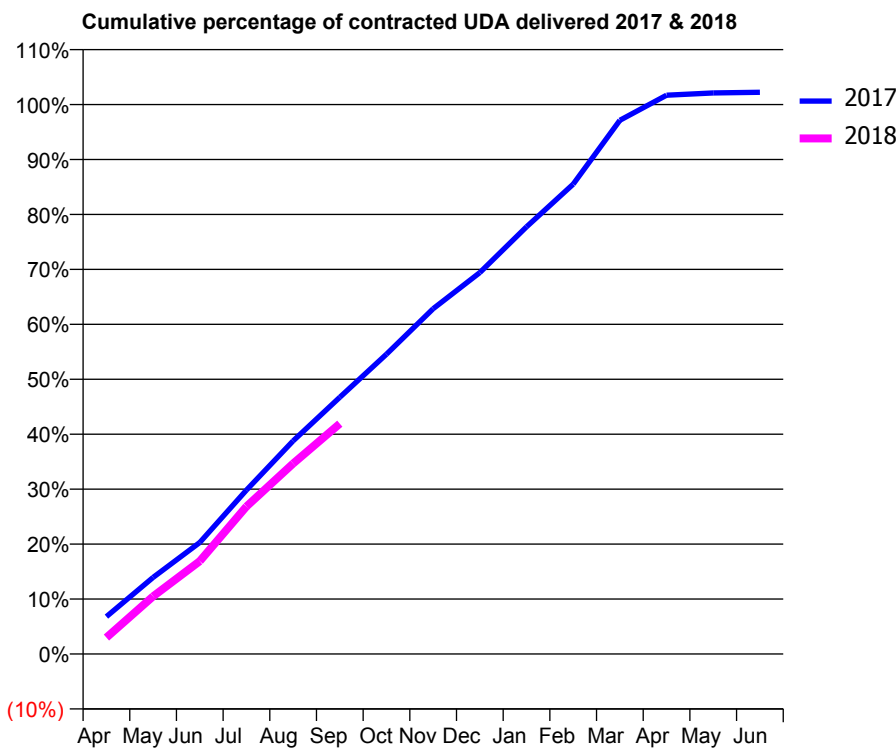
17/18 Contracted general activity (UDA)	39,000
Carry forward general activity (UDA)	0
17/18 Contracted orthodontic activity (UOA)	0
Carry forward orthodontic activity (UOA)	0
Baseline contract value	£1,620,390.00

ACCESS*

Patients seen in 24 months	Total	Change since previous quarter
Quarter ending September 2016	13,488	
Quarter ending December 2016	13,507	→
Quarter ending March 2017	13,569	→
Quarter ending June 2017	13,655	→
Quarter ending September 2017	13,679	→
Variance since September 2016	1.4%	→



ACTIVITY



Month	Adjusted Scheduled Activity (UDA)	
	2017	2018
April	2,654	1,165
May	5,434	4,097
June	7,918	6,588
July	11,632	10,476
August	15,132	13,520
September	18,222	16,353
October	21,281	
November	24,511	
December	27,068	
January	30,315	
February	33,349	
March	37,881	
April	39,663	
May	39,821	
June	39,868	

QUALITY

	Quantity	Base Number	Contract	AT	Region	England
% of FP17s for the same patient ID Re-attending within 3 months - Children	198	2,635	7.5%	13.8%	12.8%	11.9%
% of FP17s for the same patient ID Re-attending within 3 months - Adults	1,445	7,641	18.9%	16.4%	16.5%	15.9%
% of FP17s for the same patient ID Re-attending between 3 & 9 months - Children	1,496	2,635	56.8%	57.5%	59.7%	58.1%
% of FP17s for the same patient ID Re-attending between 3 & 9 months - Adults	3,896	7,641	51.0%	51.4%	53.0%	50.6%
% of FP17s for Band 1 Urgent Courses	1,176	8,831	13.3%	10.9%	9.2%	9.1%
% of FP17s Relating to Free Repair or Replacements	84	8,831	1.0%	0.9%	1.0%	0.8%
% of FP17s Relating to Continuations	52	8,831	0.6%	1.1%	1.2%	1.1%
% of Patients satisfied with the dentistry they have received	14	14	100.0%	91.2%	91.6%	91.4%
% of Patients satisfied with the time they had to wait for an appointment	14	14	100.0%	86.8%	88.1%	87.7%

* This is based on patients treated on this contract for their most recent course of treatment. Figures in italics indicate the base number of FP17s or Patient Questionnaire responses are less than 100. N/A is shown where the base number of responses is less than 10 during the period. % is calculated as Quantity/Base number*100

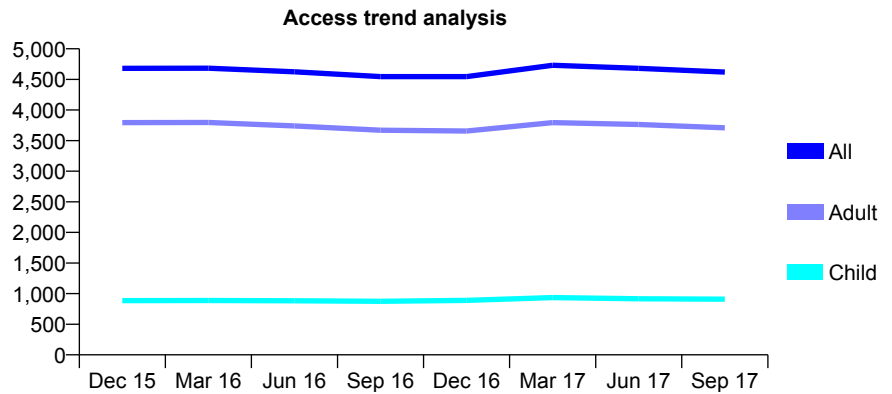
Q47 - Vital Signs At a Glance Contract Report for 113107/0001 - September 2017

Name or company name	Moor Park Dental Surgery
Contract type name	GDS Contract
Purpose of contract	General
Contract start date	01/04/2013
Contract end date	

17/18 Contracted general activity (UDA)	15,830
Carry forward general activity (UDA)	0
17/18 Contracted orthodontic activity (UOA)	0
Carry forward orthodontic activity (UOA)	0
Baseline contract value	£359,214.73

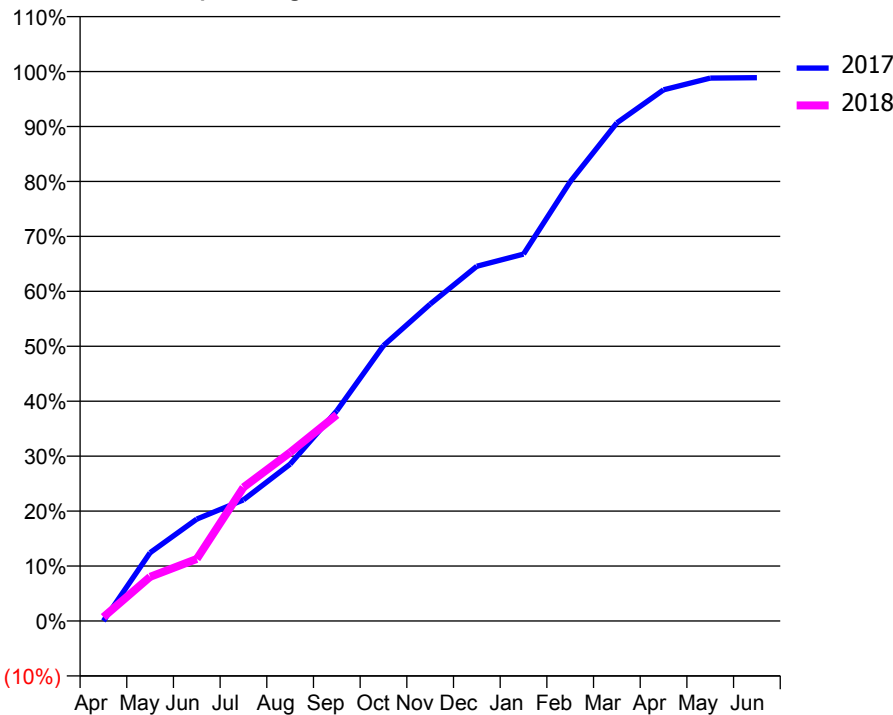
ACCESS*

Patients seen in 24 months	Total	Change since previous quarter
Quarter ending September 2016	4,545	
Quarter ending December 2016	4,546	→
Quarter ending March 2017	4,730	↑
Quarter ending June 2017	4,680	↓
Quarter ending September 2017	4,620	↓
Variance since September 2016	1.7%	→



ACTIVITY

Cumulative percentage of contracted UDA delivered 2017 & 2018



Month	Adjusted Scheduled Activity (UDA)	
	2017	2018
April	0	113
May	1,968	1,275
June	2,938	1,788
July	3,492	3,849
August	4,521	4,858
September	6,057	5,942
October	7,936	
November	9,130	
December	10,221	
January	10,571	
February	12,657	
March	14,350	
April	15,304	
May	15,640	
June	15,651	

QUALITY

	Quantity	Base Number	Contract	AT	Region	England
% of FP17s for the same patient ID Re-attending within 3 months - Children	61	638	9.6%	13.8%	12.8%	11.9%
% of FP17s for the same patient ID Re-attending within 3 months - Adults	400	2,576	15.5%	16.4%	16.5%	15.9%
% of FP17s for the same patient ID Re-attending between 3 & 9 months - Children	329	638	51.6%	57.5%	59.7%	58.1%
% of FP17s for the same patient ID Re-attending between 3 & 9 months - Adults	1,355	2,576	52.6%	51.4%	53.0%	50.6%
% of FP17s for Band 1 Urgent Courses	294	2,731	10.8%	10.9%	9.2%	9.1%
% of FP17s Relating to Free Repair or Replacements	81	2,731	3.0%	0.9%	1.0%	0.8%
% of FP17s Relating to Continuations	14	2,731	0.5%	1.1%	1.2%	1.1%
% of Patients satisfied with the dentistry they have received	10	12	83.3%	91.2%	91.6%	91.4%
% of Patients satisfied with the time they had to wait for an appointment	9	12	75.0%	86.8%	88.1%	87.7%

* This is based on patients treated on this contract for their most recent course of treatment. Figures in italics indicate the base number of FP17s or Patient Questionnaire responses are less than 100. N/A is shown where the base number of responses is less than 10 during the period. % is calculated as Quantity/Base number*100

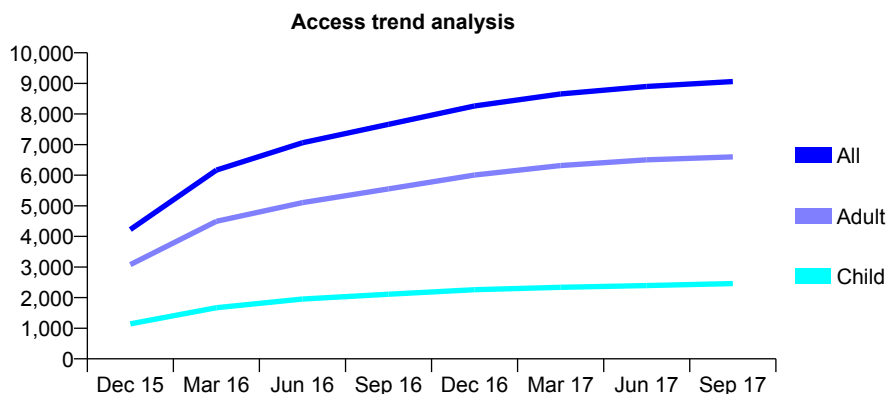
Q47 - Vital Signs At a Glance Contract Report for 117382/0001 - September 2017

Name or company name	Drakes Dental Care
Contract type name	GDS Contract
Purpose of contract	General
Contract start date	01/08/2015
Contract end date	

17/18 Contracted general activity (UDA)	28,636
Carry forward general activity (UDA)	0
17/18 Contracted orthodontic activity (UOA)	0
Carry forward orthodontic activity (UOA)	0
Baseline contract value	£662,408.32

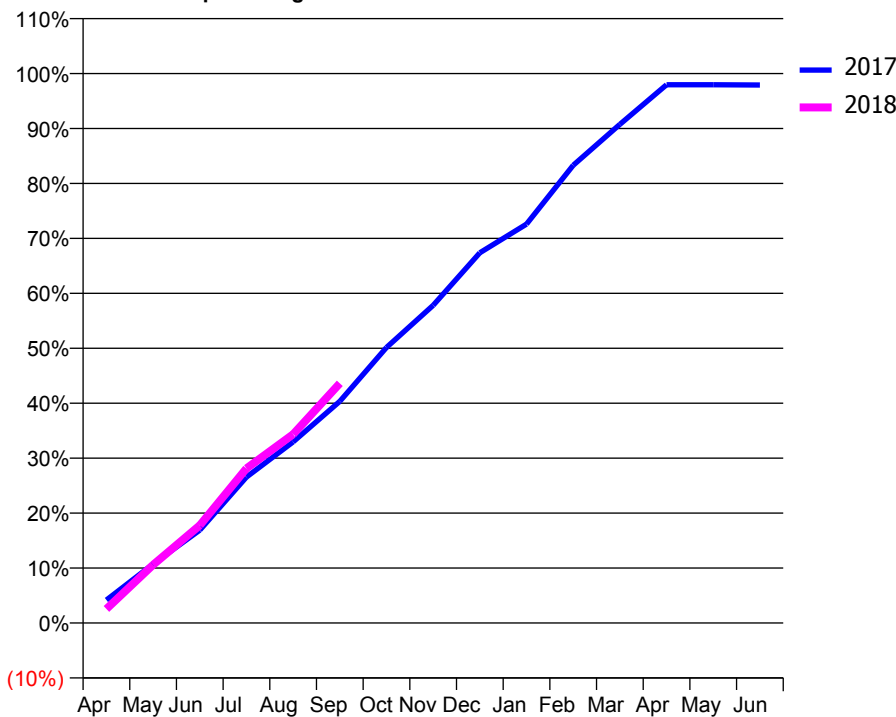
ACCESS*

Patients seen in 24 months	Total	Change since previous quarter
Quarter ending September 2016	7,664	
Quarter ending December 2016	8,264	↑
Quarter ending March 2017	8,654	↑
Quarter ending June 2017	8,900	↑
Quarter ending September 2017	9,062	→
Variance since September 2016	18.2%	↑



ACTIVITY

Cumulative percentage of contracted UDA delivered 2017 & 2018



Month	Adjusted Scheduled Activity (UDA)	
	2017	2018
April	1,147	732
May	2,945	3,036
June	4,636	5,090
July	7,288	8,056
August	9,044	9,837
September	11,065	12,492
October	13,760	
November	15,863	
December	18,488	
January	19,914	
February	22,854	
March	24,895	
April	26,875	
May	26,873	
June	26,861	

QUALITY

	Quantity	Base Number	Contract	AT	Region	England
% of FP17s for the same patient ID Re-attending within 3 months - Children	161	2,131	7.6%	13.8%	12.8%	11.9%
% of FP17s for the same patient ID Re-attending within 3 months - Adults	685	5,370	12.8%	16.4%	16.5%	15.9%
% of FP17s for the same patient ID Re-attending between 3 & 9 months - Children	1,358	2,131	63.7%	57.5%	59.7%	58.1%
% of FP17s for the same patient ID Re-attending between 3 & 9 months - Adults	3,468	5,370	64.6%	51.4%	53.0%	50.6%
% of FP17s for Band 1 Urgent Courses	404	6,637	6.1%	10.9%	9.2%	9.1%
% of FP17s Relating to Free Repair or Replacements	98	6,637	1.5%	0.9%	1.0%	0.8%
% of FP17s Relating to Continuations	16	6,637	0.2%	1.1%	1.2%	1.1%
% of Patients satisfied with the dentistry they have received	13	13	100.0%	91.2%	91.6%	91.4%
% of Patients satisfied with the time they had to wait for an appointment	13	13	100.0%	86.8%	88.1%	87.7%

* This is based on patients treated on this contract for their most recent course of treatment. Figures in italics indicate the base number of FP17s or Patient Questionnaire responses are less than 100. N/A is shown where the base number of responses is less than 10 during the period. % is calculated as Quantity/Base number*100

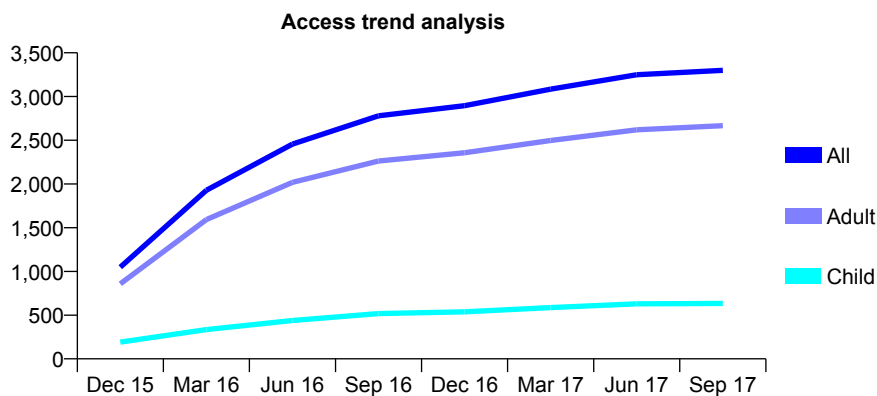
Q47 - Vital Signs At a Glance Contract Report for 117730/0001 - September 2017

Name or company name	Synergy Dental Clinic Ormskirk Ltd
Contract type name	GDS Contract
Purpose of contract	General
Contract start date	01/08/2015
Contract end date	

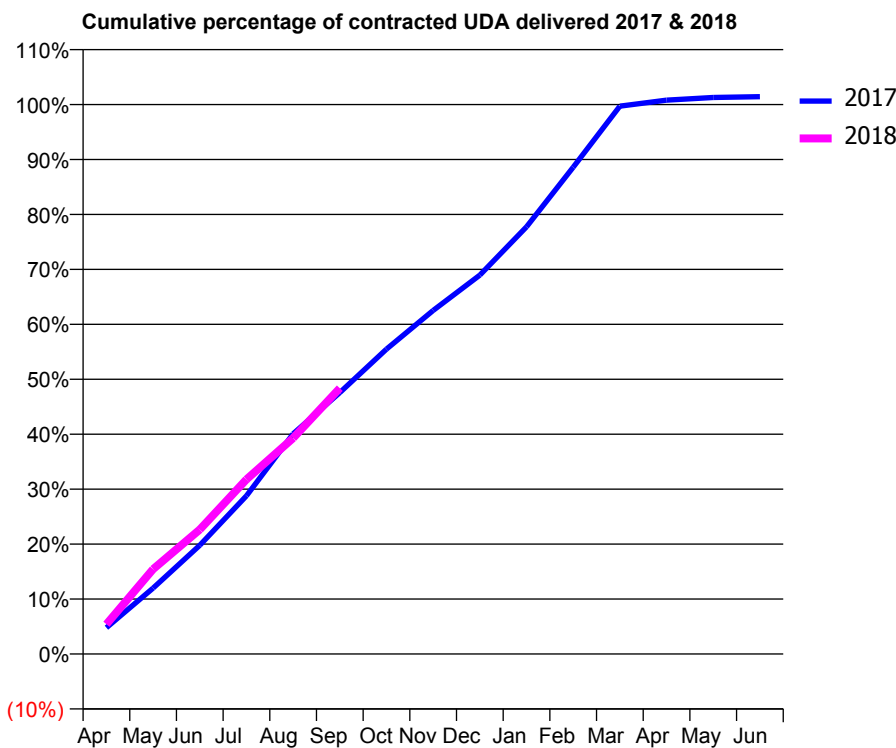
17/18 Contracted general activity (UDA)	10,500
Carry forward general activity (UDA)	0
17/18 Contracted orthodontic activity (UOA)	0
Carry forward orthodontic activity (UOA)	0
Baseline contract value	£299,426.21

ACCESS*

Patients seen in 24 months	Total	Change since previous quarter
Quarter ending September 2016	2,779	
Quarter ending December 2016	2,895	↑
Quarter ending March 2017	3,084	↑
Quarter ending June 2017	3,249	↑
Quarter ending September 2017	3,300	→
Variance since September 2016	18.7%	↑



ACTIVITY



Month	Adjusted Scheduled Activity (UDA)	
	2017	2018
April	502	569
May	1,261	1,621
June	2,077	2,379
July	3,022	3,336
August	4,209	4,127
September	4,995	5,079
October	5,825	
November	6,564	
December	7,240	
January	8,163	
February	9,302	
March	10,468	
April	10,583	
May	10,633	
June	10,649	

QUALITY

	Quantity	Base Number	Contract	AT	Region	England
% of FP17s for the same patient ID Re-attending within 3 months - Children	86	540	15.9%	13.8%	12.8%	11.9%
% of FP17s for the same patient ID Re-attending within 3 months - Adults	180	1,864	9.7%	16.4%	16.5%	15.9%
% of FP17s for the same patient ID Re-attending between 3 & 9 months - Children	268	540	49.6%	57.5%	59.7%	58.1%
% of FP17s for the same patient ID Re-attending between 3 & 9 months - Adults	1,061	1,864	56.9%	51.4%	53.0%	50.6%
% of FP17s for Band 1 Urgent Courses	92	2,321	4.0%	10.9%	9.2%	9.1%
% of FP17s Relating to Free Repair or Replacements	24	2,321	1.0%	0.9%	1.0%	0.8%
% of FP17s Relating to Continuations	11	2,321	0.5%	1.1%	1.2%	1.1%
% of Patients satisfied with the dentistry they have received	5	5	N/A	91.2%	91.6%	91.4%
% of Patients satisfied with the time they had to wait for an appointment	5	5	N/A	86.8%	88.1%	87.7%

* This is based on patients treated on this contract for their most recent course of treatment. Figures in italics indicate the base number of FP17s or Patient Questionnaire responses are less than 100. N/A is shown where the base number of responses is less than 10 during the period. % is calculated as Quantity/Base number*100

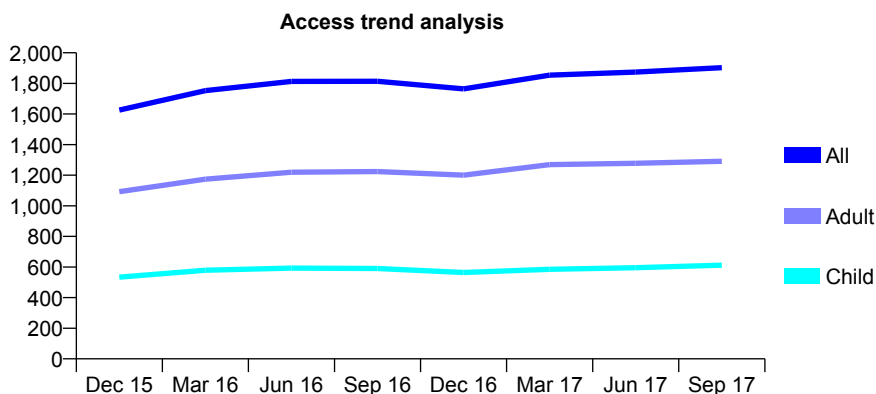
Q47 - Vital Signs At a Glance Contract Report for 118060/0021 - September 2017

Name or company name	Genix Healthcare Ltd
Contract type name	PDS Contract
Purpose of contract	General
Contract start date	20/09/2010
Contract end date	19/09/2020

17/18 Contracted general activity (UDA)	5,940
Carry forward general activity (UDA)	0
17/18 Contracted orthodontic activity (UOA)	0
Carry forward orthodontic activity (UOA)	0
Baseline contract value	£298,205.43

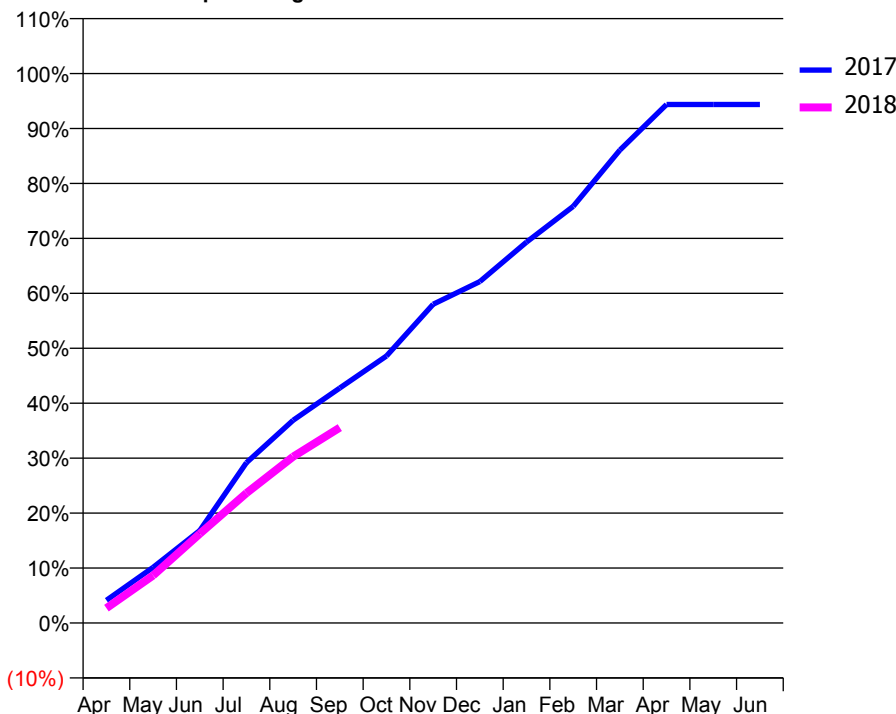
ACCESS*

Patients seen in 24 months	Total	Change since previous quarter
Quarter ending September 2016	1,814	
Quarter ending December 2016	1,764	↓
Quarter ending March 2017	1,854	↑
Quarter ending June 2017	1,874	→
Quarter ending September 2017	1,903	→
Variance since September 2016	4.9%	↑



ACTIVITY

Cumulative percentage of contracted UDA delivered 2017 & 2018



Adjusted Scheduled Activity (UDA)

Month	2017	2018
April	246	161
May	601	514
June	1,000	964
July	1,733	1,405
August	2,192	1,798
September	2,541	2,112
October	2,887	
November	3,445	
December	3,691	
January	4,118	
February	4,504	
March	5,113	
April	5,604	
May	5,604	
June	5,604	

QUALITY

	Quantity	Base Number	Contract	AT	Region	England
% of FP17s for the same patient ID Re-attending within 3 months - Children	62	420	14.8%	13.8%	12.8%	11.9%
% of FP17s for the same patient ID Re-attending within 3 months - Adults	167	884	18.9%	16.4%	16.5%	15.9%
% of FP17s for the same patient ID Re-attending between 3 & 9 months - Children	184	420	43.8%	57.5%	59.7%	58.1%
% of FP17s for the same patient ID Re-attending between 3 & 9 months - Adults	412	884	46.6%	51.4%	53.0%	50.6%
% of FP17s for Band 1 Urgent Courses	99	1,097	9.0%	10.9%	9.2%	9.1%
% of FP17s Relating to Free Repair or Replacements	8	1,097	0.7%	0.9%	1.0%	0.8%
% of FP17s Relating to Continuations	12	1,097	1.1%	1.1%	1.2%	1.1%
% of Patients satisfied with the dentistry they have received	3	4	N/A	91.2%	91.6%	91.4%
% of Patients satisfied with the time they had to wait for an appointment	4	4	N/A	86.8%	88.1%	87.7%

* This is based on patients treated on this contract for their most recent course of treatment. Figures in italics indicate the base number of FP17s or Patient Questionnaire responses are less than 100. N/A is shown where the base number of responses is less than 10 during the period. % is calculated as Quantity/Base number*100

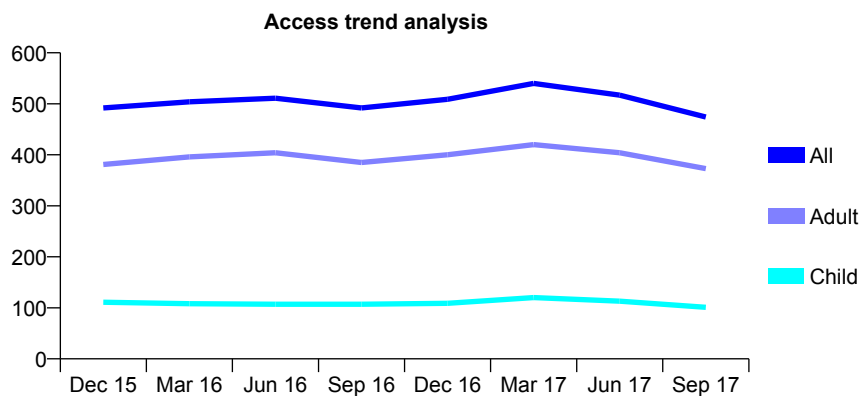
Q47 - Vital Signs At a Glance Contract Report for 118060/0022 - September 2017

Name or company name	Genix Healthcare Ltd
Contract type name	PDS Contract
Purpose of contract	General
Contract start date	20/09/2010
Contract end date	

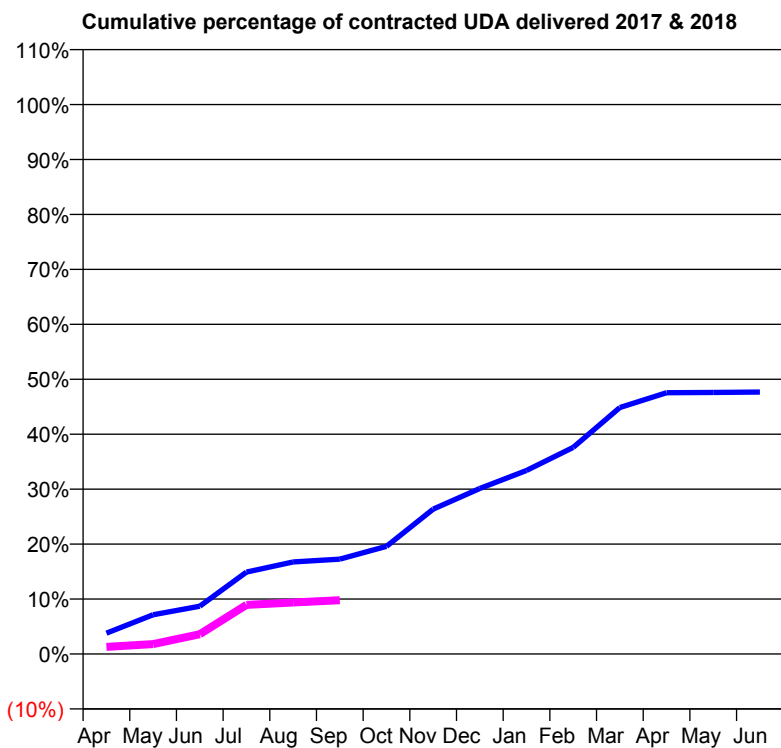
17/18 Contracted general activity (UDA)	4,100
Carry forward general activity (UDA)	0
17/18 Contracted orthodontic activity (UOA)	0
Carry forward orthodontic activity (UOA)	0
Baseline contract value	£215,975.81

ACCESS*

Patients seen in 24 months	Total	Change since previous quarter
Quarter ending September 2016	492	
Quarter ending December 2016	509	↑
Quarter ending March 2017	540	↑
Quarter ending June 2017	517	↓
Quarter ending September 2017	474	↓
Variance since September 2016	(3.7%)	↓



ACTIVITY



Month	Adjusted Scheduled Activity (UDA)	
	2017	2018
April	156	53
May	293	74
June	357	148
July	612	366
August	687	384
September	708	402
October	804	
November	1,081	
December	1,235	
January	1,369	
February	1,542	
March	1,840	
April	1,950	
May	1,952	
June	1,955	

QUALITY

	Quantity	Base Number	Contract	AT	Region	England
% of FP17s for the same patient ID Re-attending within 3 months - Children	4	63	6.3%	13.8%	12.8%	11.9%
% of FP17s for the same patient ID Re-attending within 3 months - Adults	18	167	10.8%	16.4%	16.5%	15.9%
% of FP17s for the same patient ID Re-attending between 3 & 9 months - Children	21	63	33.3%	57.5%	59.7%	58.1%
% of FP17s for the same patient ID Re-attending between 3 & 9 months - Adults	70	167	41.9%	51.4%	53.0%	50.6%
% of FP17s for Band 1 Urgent Courses	14	188	7.4%	10.9%	9.2%	9.1%
% of FP17s Relating to Free Repair or Replacements	2	188	1.1%	0.9%	1.0%	0.8%
% of FP17s Relating to Continuations	1	188	0.5%	1.1%	1.2%	1.1%
% of Patients satisfied with the dentistry they have received	1	1	N/A	91.2%	91.6%	91.4%
% of Patients satisfied with the time they had to wait for an appointment	1	1	N/A	86.8%	88.1%	87.7%

* This is based on patients treated on this contract for their most recent course of treatment. Figures in italics indicate the base number of FP17s or Patient Questionnaire responses are less than 100. N/A is shown where the base number of responses is less than 10 during the period. % is calculated as Quantity/Base number*100

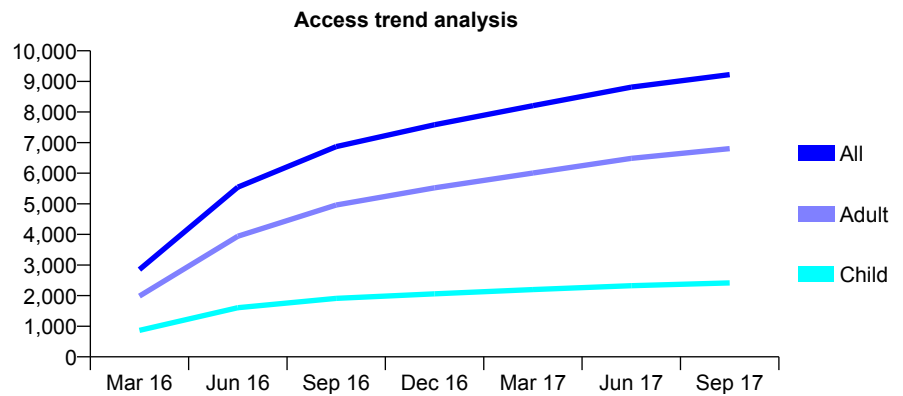
Q47 - Vital Signs At a Glance Contract Report for 121282/0001 - September 2017

Name or company name	Sandy Lane Dental Practice
Contract type name	GDS Contract
Purpose of contract	General and Orthodontic
Contract start date	19/01/2016
Contract end date	

17/18 Contracted general activity (UDA)	25,460
Carry forward general activity (UDA)	0
17/18 Contracted orthodontic activity (UOA)	322
Carry forward orthodontic activity (UOA)	0
Baseline contract value	£764,583.37

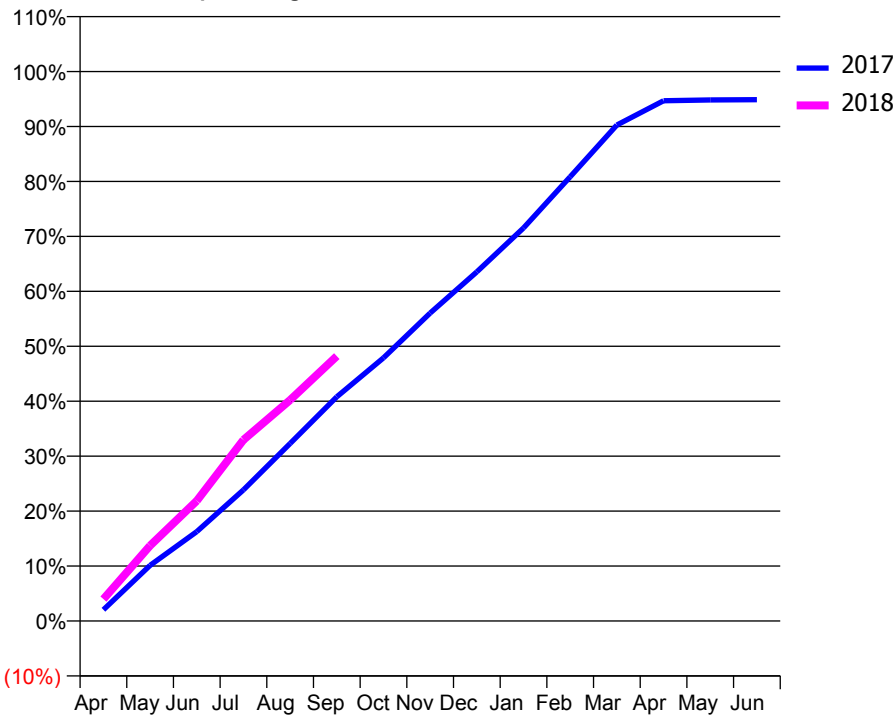
ACCESS*

Patients seen in 24 months	Total	Change since previous quarter
Quarter ending September 2016	6,870	
Quarter ending December 2016	7,585	↑
Quarter ending March 2017	8,205	↑
Quarter ending June 2017	8,811	↑
Quarter ending September 2017	9,221	↑
Variance since September 2016	34.2%	↑



ACTIVITY

Cumulative percentage of contracted UDA delivered 2017 & 2018



Month	Adjusted Scheduled Activity (UDA)	
	2017	2018
April	522	1,017
May	2,580	3,492
June	4,140	5,570
July	6,079	8,393
August	8,226	10,244
September	10,389	12,275
October	12,192	
November	14,269	
December	16,178	
January	18,213	
February	20,586	
March	22,979	
April	24,104	
May	24,141	
June	24,152	

QUALITY

	Quantity	Base Number	Contract	AT	Region	England
% of FP17s for the same patient ID Re-attending within 3 months - Children	338	2,214	15.3%	13.8%	12.8%	11.9%
% of FP17s for the same patient ID Re-attending within 3 months - Adults	993	5,549	17.9%	16.4%	16.5%	15.9%
% of FP17s for the same patient ID Re-attending between 3 & 9 months - Children	1,309	2,214	59.1%	57.5%	59.7%	58.1%
% of FP17s for the same patient ID Re-attending between 3 & 9 months - Adults	3,156	5,549	56.9%	51.4%	53.0%	50.6%
% of FP17s for Band 1 Urgent Courses	421	6,905	6.1%	10.9%	9.2%	9.1%
% of FP17s Relating to Free Repair or Replacements	94	6,905	1.4%	0.9%	1.0%	0.8%
% of FP17s Relating to Continuations	57	6,905	0.8%	1.1%	1.2%	1.1%
% of Patients satisfied with the dentistry they have received	17	19	89.5%	91.2%	91.6%	91.4%
% of Patients satisfied with the time they had to wait for an appointment	16	19	84.2%	86.8%	88.1%	87.7%

* This is based on patients treated on this contract for their most recent course of treatment. Figures in italics indicate the base number of FP17s or Patient Questionnaire responses are less than 100. N/A is shown where the base number of responses is less than 10 during the period. % is calculated as Quantity/Base number*100

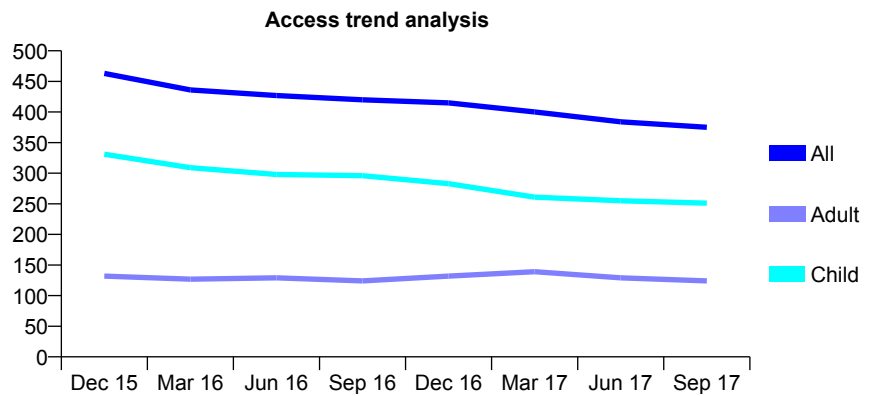
Q47 - Vital Signs At a Glance Contract Report for 123188/0001 - September 2017

Name or company name	Cramond House Dental Practice
Contract type name	GDS Contract
Purpose of contract	General and Orthodontic
Contract start date	01/04/2011
Contract end date	

17/18 Contracted general activity (UDA)	1,520
Carry forward general activity (UDA)	0
17/18 Contracted orthodontic activity (UOA)	340
Carry forward orthodontic activity (UOA)	0
Baseline contract value	£57,017.35

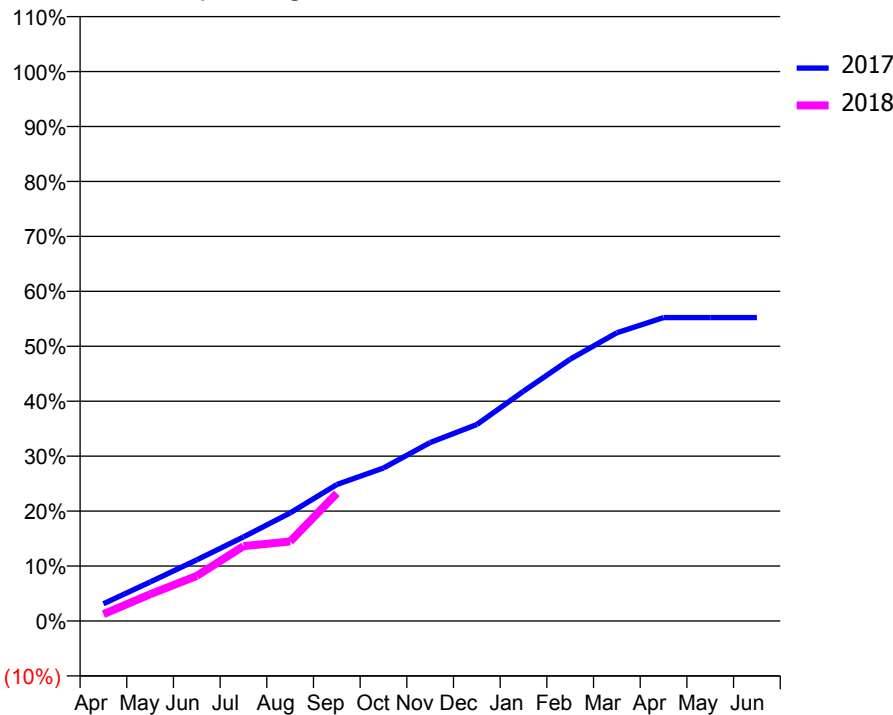
ACCESS*

Patients seen in 24 months	Total	Change since previous quarter
Quarter ending September 2016	420	
Quarter ending December 2016	415	↓
Quarter ending March 2017	400	↓
Quarter ending June 2017	384	↓
Quarter ending September 2017	375	↓
Variance since September 2016	(10.7%)	↓



ACTIVITY

Cumulative percentage of contracted UDA delivered 2017 & 2018



Month	Adjusted Scheduled Activity (UDA)	
	2017	2018
April	57	19
May	129	74
June	202	125
July	279	207
August	358	220
September	452	353
October	507	
November	591	
December	651	
January	761	
February	867	
March	955	
April	1,005	
May	1,005	
June	1,005	

QUALITY

	Quantity	Base Number	Contract	AT	Region	England
% of FP17s for the same patient ID Re-attending within 3 months - Children	25	233	10.7%	13.8%	12.8%	11.9%
% of FP17s for the same patient ID Re-attending within 3 months - Adults	11	55	20.0%	16.4%	16.5%	15.9%
% of FP17s for the same patient ID Re-attending between 3 & 9 months - Children	165	233	70.8%	57.5%	59.7%	58.1%
% of FP17s for the same patient ID Re-attending between 3 & 9 months - Adults	36	55	65.5%	51.4%	53.0%	50.6%
% of FP17s for Band 1 Urgent Courses	0	235	0.0%	10.9%	9.2%	9.1%
% of FP17s Relating to Free Repair or Replacements	0	235	0.0%	0.9%	1.0%	0.8%
% of FP17s Relating to Continuations	0	235	0.0%	1.1%	1.2%	1.1%
% of Patients satisfied with the dentistry they have received	1	1	N/A	91.2%	91.6%	91.4%
% of Patients satisfied with the time they had to wait for an appointment	1	1	N/A	86.8%	88.1%	87.7%

* This is based on patients treated on this contract for their most recent course of treatment. Figures in italics indicate the base number of FP17s or Patient Questionnaire responses are less than 100. N/A is shown where the base number of responses is less than 10 during the period. % is calculated as Quantity/Base number*100

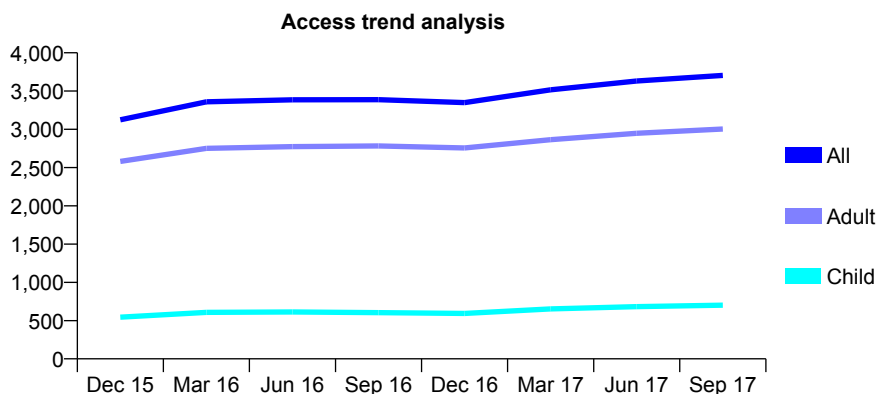
Q47 - Vital Signs At a Glance Contract Report for 123234/0001 - September 2017

Name or company name	Mr N. Gokul
Contract type name	GDS Contract
Purpose of contract	General
Contract start date	05/01/2009
Contract end date	

17/18 Contracted general activity (UDA)	13,136
Carry forward general activity (UDA)	0
17/18 Contracted orthodontic activity (UOA)	0
Carry forward orthodontic activity (UOA)	0
Baseline contract value	£297,068.97

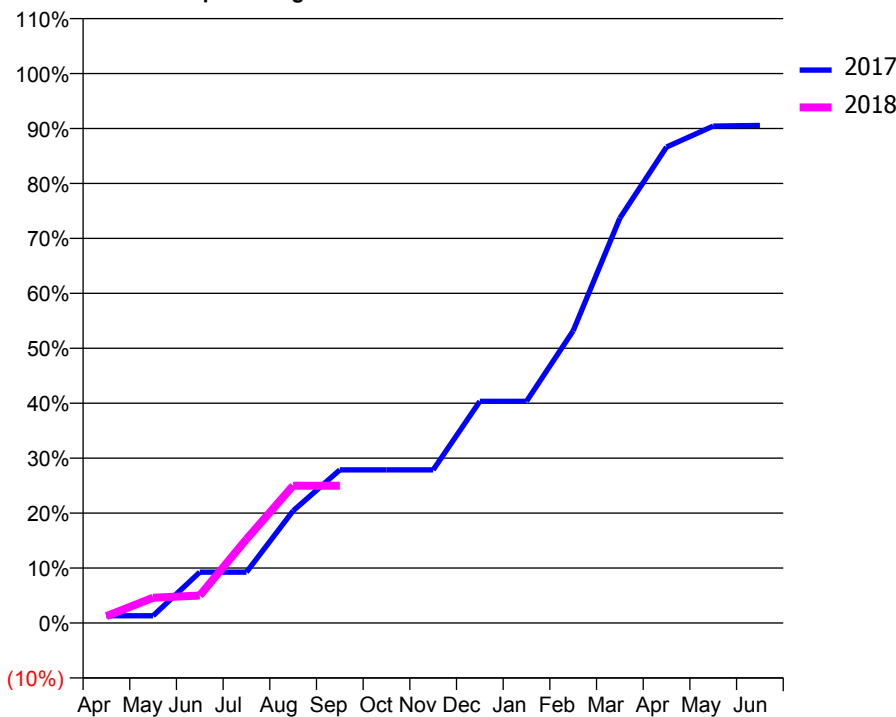
ACCESS*

Patients seen in 24 months	Total	Change since previous quarter
Quarter ending September 2016	3,387	
Quarter ending December 2016	3,349	↓
Quarter ending March 2017	3,517	↑
Quarter ending June 2017	3,632	↑
Quarter ending September 2017	3,705	↑
Variance since September 2016	9.4%	↑



ACTIVITY

Cumulative percentage of contracted UDA delivered 2017 & 2018



Adjusted Scheduled Activity (UDA)		
Month	2017	2018
April	174	163
May	174	604
June	1,217	658
July	1,217	2,004
August	2,684	3,283
September	3,660	3,283
October	3,660	
November	3,660	
December	5,301	
January	5,301	
February	6,986	
March	9,679	
April	11,378	
May	11,880	
June	11,894	

QUALITY

	Quantity	Base Number	Contract	AT	Region	England
% of FP17s for the same patient ID Re-attending within 3 months - Children	37	424	8.7%	13.8%	12.8%	11.9%
% of FP17s for the same patient ID Re-attending within 3 months - Adults	360	1,930	18.7%	16.4%	16.5%	15.9%
% of FP17s for the same patient ID Re-attending between 3 & 9 months - Children	192	424	45.3%	57.5%	59.7%	58.1%
% of FP17s for the same patient ID Re-attending between 3 & 9 months - Adults	1,023	1,930	53.0%	51.4%	53.0%	50.6%
% of FP17s for Band 1 Urgent Courses	116	1,691	6.9%	10.9%	9.2%	9.1%
% of FP17s Relating to Free Repair or Replacements	23	1,691	1.4%	0.9%	1.0%	0.8%
% of FP17s Relating to Continuations	10	1,691	0.6%	1.1%	1.2%	1.1%
% of Patients satisfied with the dentistry they have received	31	35	88.6%	91.2%	91.6%	91.4%
% of Patients satisfied with the time they had to wait for an appointment	30	35	85.7%	86.8%	88.1%	87.7%

* This is based on patients treated on this contract for their most recent course of treatment. Figures in italics indicate the base number of FP17s or Patient Questionnaire responses are less than 100. N/A is shown where the base number of responses is less than 10 during the period. % is calculated as Quantity/Base number*100

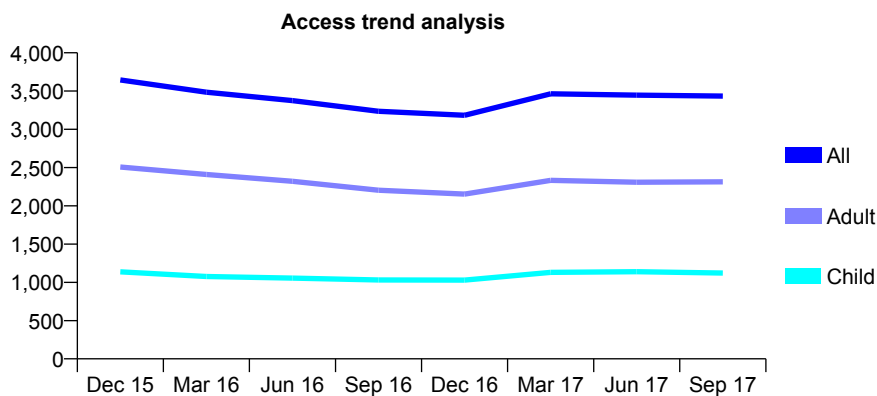
Q47 - Vital Signs At a Glance Contract Report for 123935/0001 - September 2017

Name or company name	The Smile Clinic Ltd
Contract type name	GDS Contract
Purpose of contract	General
Contract start date	01/04/2012
Contract end date	

17/18 Contracted general activity (UDA)	12,250
Carry forward general activity (UDA)	178
17/18 Contracted orthodontic activity (UOA)	0
Carry forward orthodontic activity (UOA)	0
Baseline contract value	£275,368.37

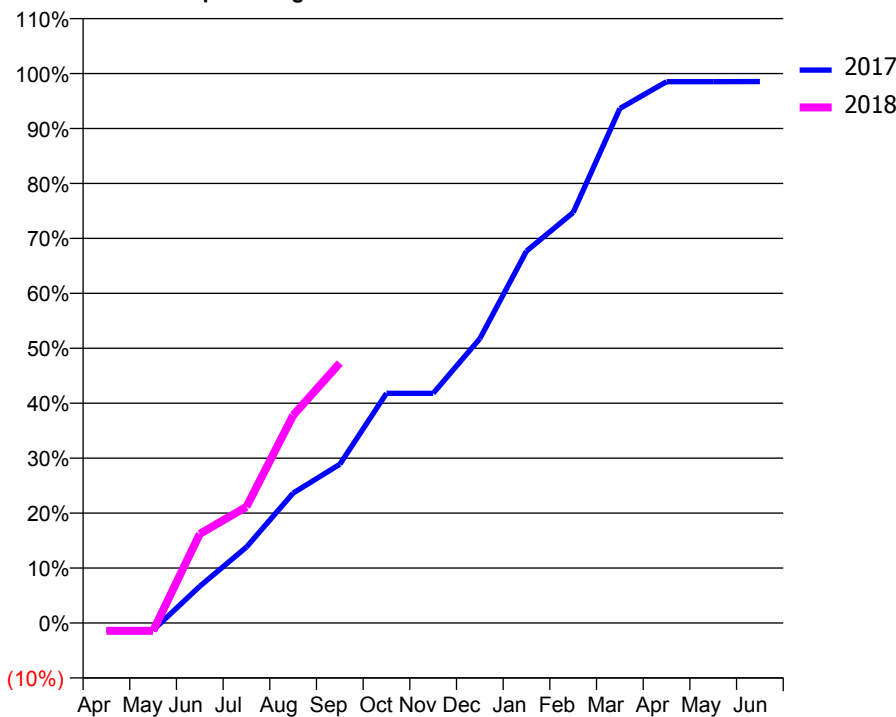
ACCESS*

Patients seen in 24 months	Total	Change since previous quarter
Quarter ending September 2016	3,235	
Quarter ending December 2016	3,184	↓
Quarter ending March 2017	3,464	↑
Quarter ending June 2017	3,447	→
Quarter ending September 2017	3,434	→
Variance since September 2016	6.2%	↑



ACTIVITY

Cumulative percentage of contracted UDA delivered 2017 & 2018



Adjusted Scheduled Activity (UDA)

Month	2017	2018
April	-163	-178
May	-163	-178
June	818	1,988
July	1,693	2,591
August	2,898	4,631
September	3,539	5,797
October	5,120	
November	5,120	
December	6,340	
January	8,291	
February	9,150	
March	11,471	
April	12,068	
May	12,068	
June	12,072	

QUALITY

	Quantity	Base Number	Contract	AT	Region	England
% of FP17s for the same patient ID Re-attending within 3 months - Children	38	815	4.7%	13.8%	12.8%	11.9%
% of FP17s for the same patient ID Re-attending within 3 months - Adults	341	1,800	18.9%	16.4%	16.5%	15.9%
% of FP17s for the same patient ID Re-attending between 3 & 9 months - Children	517	815	63.4%	57.5%	59.7%	58.1%
% of FP17s for the same patient ID Re-attending between 3 & 9 months - Adults	960	1,800	53.3%	51.4%	53.0%	50.6%
% of FP17s for Band 1 Urgent Courses	143	2,402	6.0%	10.9%	9.2%	9.1%
% of FP17s Relating to Free Repair or Replacements	68	2,402	2.8%	0.9%	1.0%	0.8%
% of FP17s Relating to Continuations	63	2,402	2.6%	1.1%	1.2%	1.1%
% of Patients satisfied with the dentistry they have received	8	9	N/A	91.2%	91.6%	91.4%
% of Patients satisfied with the time they had to wait for an appointment	8	9	N/A	86.8%	88.1%	87.7%

* This is based on patients treated on this contract for their most recent course of treatment. Figures in italics indicate the base number of FP17s or Patient Questionnaire responses are less than 100. N/A is shown where the base number of responses is less than 10 during the period. % is calculated as Quantity/Base number*100

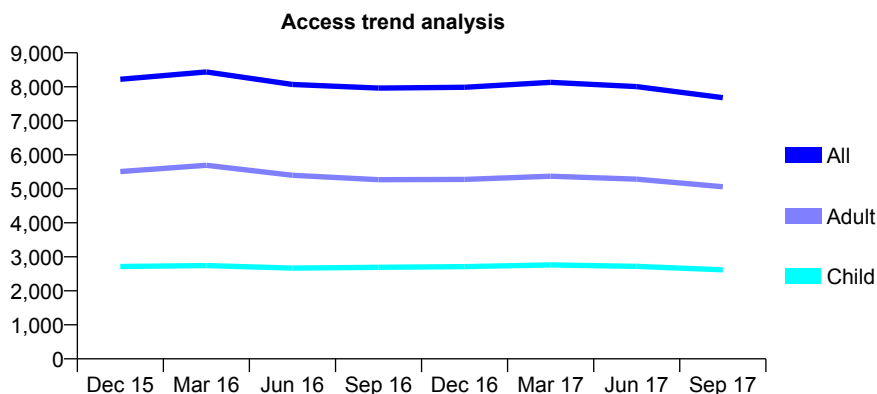
Q47 - Vital Signs At a Glance Contract Report for 125652/0001 - September 2017

Name or company name	Park House Dental Practice
Contract type name	GDS Contract
Purpose of contract	General
Contract start date	01/04/2014
Contract end date	

17/18 Contracted general activity (UDA)	25,000
Carry forward general activity (UDA)	0
17/18 Contracted orthodontic activity (UOA)	0
Carry forward orthodontic activity (UOA)	0
Baseline contract value	£675,062.95

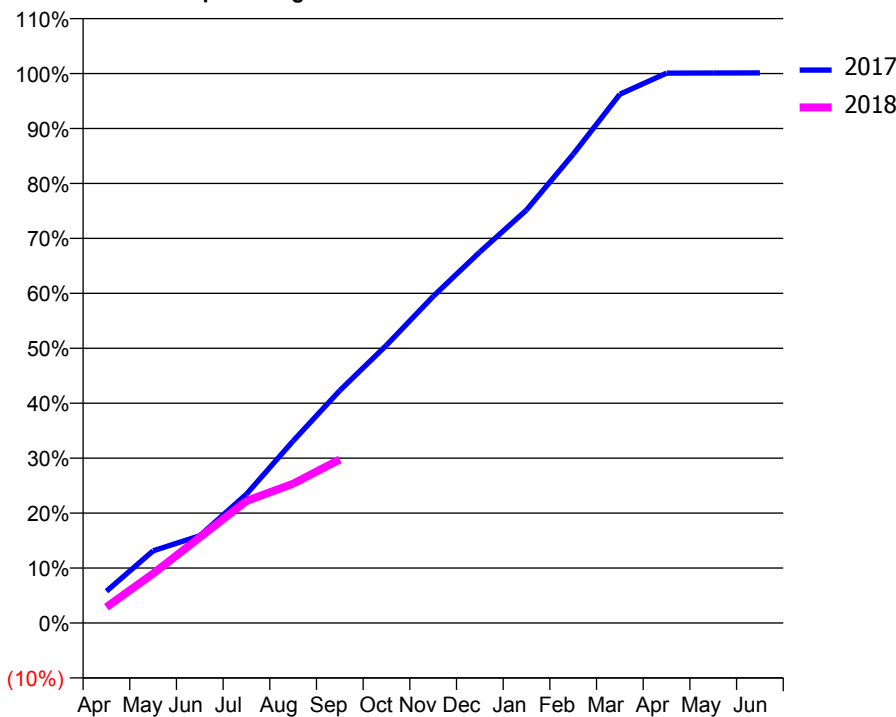
ACCESS*

Patients seen in 24 months	Total	Change since previous quarter
Quarter ending September 2016	7,961	
Quarter ending December 2016	7,988	→
Quarter ending March 2017	8,133	→
Quarter ending June 2017	8,004	↓
Quarter ending September 2017	7,680	↓
Variance since September 2016	(3.5%)	↓



ACTIVITY

Cumulative percentage of contracted UDA delivered 2017 & 2018



Month	Adjusted Scheduled Activity (UDA)	
	2017	2018
April	1,449	722
May	3,287	2,249
June	3,973	3,899
July	5,864	5,553
August	8,281	6,339
September	10,575	7,438
October	12,643	
November	14,859	
December	16,878	
January	18,791	
February	21,329	
March	24,058	
April	25,018	
May	25,024	
June	25,026	

QUALITY

	Quantity	Base Number	Contract	AT	Region	England
% of FP17s for the same patient ID Re-attending within 3 months - Children	222	1,627	13.6%	13.8%	12.8%	11.9%
% of FP17s for the same patient ID Re-attending within 3 months - Adults	419	2,574	16.3%	16.4%	16.5%	15.9%
% of FP17s for the same patient ID Re-attending between 3 & 9 months - Children	959	1,627	58.9%	57.5%	59.7%	58.1%
% of FP17s for the same patient ID Re-attending between 3 & 9 months - Adults	1,356	2,574	52.7%	51.4%	53.0%	50.6%
% of FP17s for Band 1 Urgent Courses	347	3,787	9.2%	10.9%	9.2%	9.1%
% of FP17s Relating to Free Repair or Replacements	29	3,787	0.8%	0.9%	1.0%	0.8%
% of FP17s Relating to Continuations	1	3,787	0.0%	1.1%	1.2%	1.1%
% of Patients satisfied with the dentistry they have received	13	13	100.0%	91.2%	91.6%	91.4%
% of Patients satisfied with the time they had to wait for an appointment	13	13	100.0%	86.8%	88.1%	87.7%

* This is based on patients treated on this contract for their most recent course of treatment. Figures in italics indicate the base number of FP17s or Patient Questionnaire responses are less than 100. N/A is shown where the base number of responses is less than 10 during the period. % is calculated as Quantity/Base number*100

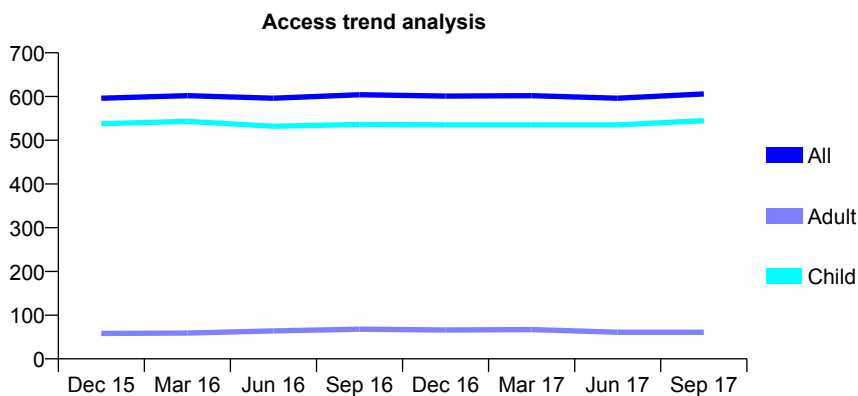
Q47 - Vital Signs At a Glance Contract Report for 126152/0001 - September 2017

Name or company name	Debra Jones
Contract type name	GDS Contract
Purpose of contract	General
Contract start date	01/04/2011
Contract end date	

17/18 Contracted general activity (UDA)	2,000
Carry forward general activity (UDA)	0
17/18 Contracted orthodontic activity (UOA)	0
Carry forward orthodontic activity (UOA)	0
Baseline contract value	£43,842.28

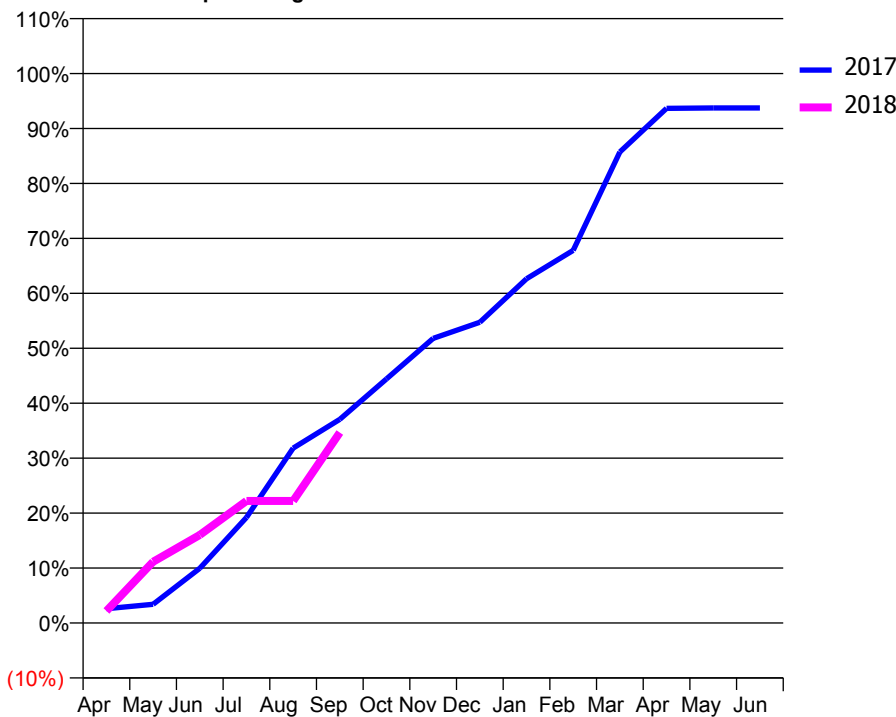
ACCESS*

Patients seen in 24 months	Total	Change since previous quarter
Quarter ending September 2016	604	
Quarter ending December 2016	601	→
Quarter ending March 2017	602	→
Quarter ending June 2017	596	→
Quarter ending September 2017	606	→
Variance since September 2016	0.3%	→



ACTIVITY

Cumulative percentage of contracted UDA delivered 2017 & 2018



Adjusted Scheduled Activity (UDA)

Month	2017	2018
April	52	44
May	68	223
June	199	320
July	384	444
August	636	444
September	741	693
October	888	
November	1,036	
December	1,095	
January	1,253	
February	1,356	
March	1,714	
April	1,873	
May	1,874	
June	1,874	

QUALITY

	Quantity	Base Number	Contract	AT	Region	England
% of FP17s for the same patient ID Re-attending within 3 months - Children	87	497	17.5%	13.8%	12.8%	11.9%
% of FP17s for the same patient ID Re-attending within 3 months - Adults	0	1	0.0%	16.4%	16.5%	15.9%
% of FP17s for the same patient ID Re-attending between 3 & 9 months - Children	303	497	61.0%	57.5%	59.7%	58.1%
% of FP17s for the same patient ID Re-attending between 3 & 9 months - Adults	0	1	0.0%	51.4%	53.0%	50.6%
% of FP17s for Band 1 Urgent Courses	2	430	0.5%	10.9%	9.2%	9.1%
% of FP17s Relating to Free Repair or Replacements	0	430	0.0%	0.9%	1.0%	0.8%
% of FP17s Relating to Continuations	12	430	2.8%	1.1%	1.2%	1.1%
% of Patients satisfied with the dentistry they have received	2	2	N/A	91.2%	91.6%	91.4%
% of Patients satisfied with the time they had to wait for an appointment	2	2	N/A	86.8%	88.1%	87.7%

* This is based on patients treated on this contract for their most recent course of treatment. Figures in italics indicate the base number of FP17s or Patient Questionnaire responses are less than 100. N/A is shown where the base number of responses is less than 10 during the period. % is calculated as Quantity/Base number*100

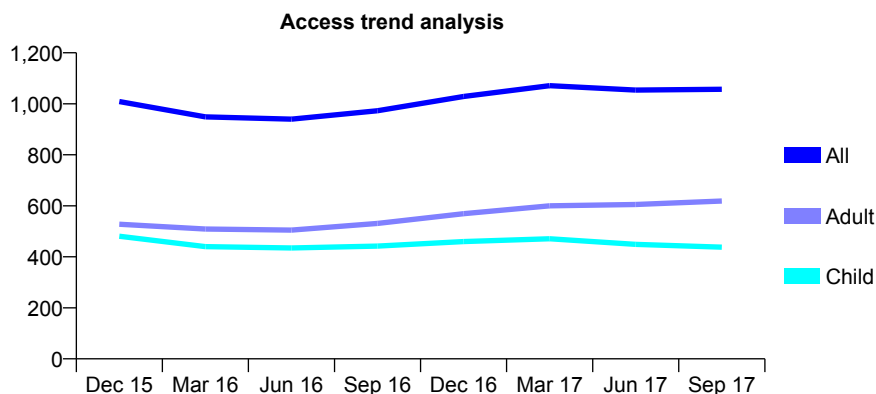
Q47 - Vital Signs At a Glance Contract Report for 126691/0001 - September 2017

Name or company name	Diamond Smiles Dental Centre
Contract type name	GDS Contract
Purpose of contract	General and Orthodontic
Contract start date	01/07/2009
Contract end date	

17/18 Contracted general activity (UDA)	3,299
Carry forward general activity (UDA)	0
17/18 Contracted orthodontic activity (UOA)	438
Carry forward orthodontic activity (UOA)	0
Baseline contract value	£106,180.97

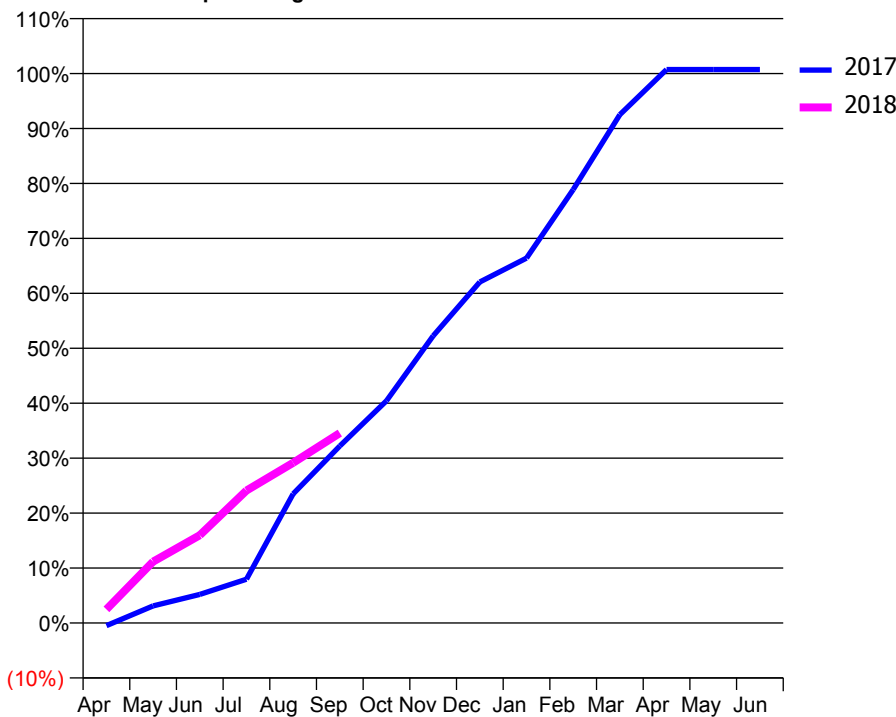
ACCESS*

Patients seen in 24 months	Total	Change since previous quarter
Quarter ending September 2016	973	
Quarter ending December 2016	1,029	↑
Quarter ending March 2017	1,071	↑
Quarter ending June 2017	1,054	↓
Quarter ending September 2017	1,057	→
Variance since September 2016	8.6%	↑



ACTIVITY

Cumulative percentage of contracted UDA delivered 2017 & 2018



Month	Adjusted Scheduled Activity (UDA)	
	2017	2018
April	-17	82
May	103	369
June	172	527
July	263	795
August	775	962
September	1,063	1,140
October	1,334	
November	1,724	
December	2,047	
January	2,191	
February	2,603	
March	3,052	
April	3,323	
May	3,323	
June	3,323	

QUALITY

	Quantity	Base Number	Contract	AT	Region	England
% of FP17s for the same patient ID Re-attending within 3 months - Children	37	327	11.3%	13.8%	12.8%	11.9%
% of FP17s for the same patient ID Re-attending within 3 months - Adults	74	352	21.0%	16.4%	16.5%	15.9%
% of FP17s for the same patient ID Re-attending between 3 & 9 months - Children	208	327	63.6%	57.5%	59.7%	58.1%
% of FP17s for the same patient ID Re-attending between 3 & 9 months - Adults	166	352	47.2%	51.4%	53.0%	50.6%
% of FP17s for Band 1 Urgent Courses	63	584	10.8%	10.9%	9.2%	9.1%
% of FP17s Relating to Free Repair or Replacements	12	584	2.1%	0.9%	1.0%	0.8%
% of FP17s Relating to Continuations	4	584	0.7%	1.1%	1.2%	1.1%
% of Patients satisfied with the dentistry they have received	4	4	N/A	91.2%	91.6%	91.4%
% of Patients satisfied with the time they had to wait for an appointment	4	4	N/A	86.8%	88.1%	87.7%

* This is based on patients treated on this contract for their most recent course of treatment. Figures in italics indicate the base number of FP17s or Patient Questionnaire responses are less than 100. N/A is shown where the base number of responses is less than 10 during the period. % is calculated as Quantity/Base number*100

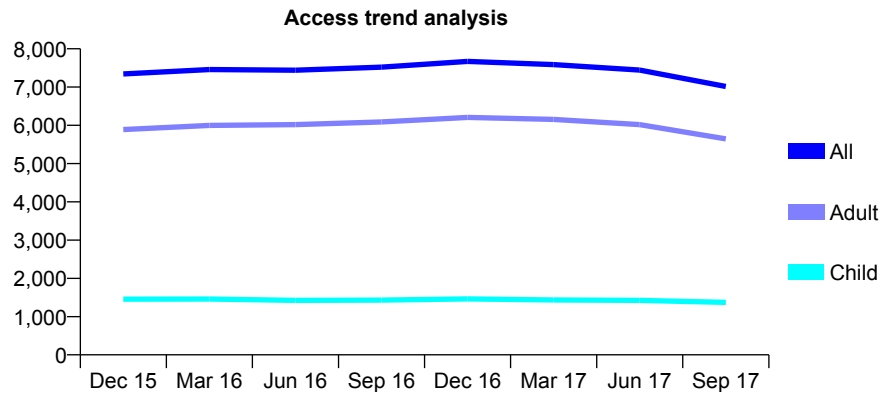
Q47 - Vital Signs At a Glance Contract Report for 127345/0001 - September 2017

Name or company name	Red Rose Dental
Contract type name	GDS Contract
Purpose of contract	General
Contract start date	01/09/2010
Contract end date	

17/18 Contracted general activity (UDA)	20,201
Carry forward general activity (UDA)	0
17/18 Contracted orthodontic activity (UOA)	0
Carry forward orthodontic activity (UOA)	0
Baseline contract value	£549,682.13

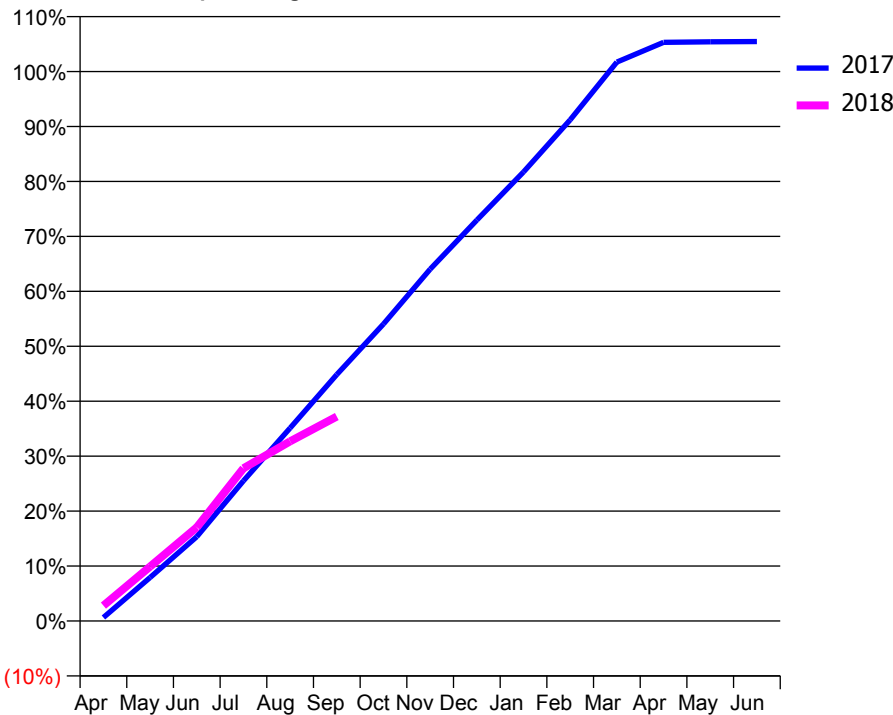
ACCESS*

Patients seen in 24 months	Total	Change since previous quarter
Quarter ending September 2016	7,520	
Quarter ending December 2016	7,669	→
Quarter ending March 2017	7,586	↓
Quarter ending June 2017	7,443	↓
Quarter ending September 2017	7,016	↓
Variance since September 2016	(6.7%)	↓



ACTIVITY

Cumulative percentage of contracted UDA delivered 2017 & 2018



Month	Adjusted Scheduled Activity (UDA)	
	2017	2018
April	129	566
May	1,601	2,002
June	3,100	3,443
July	5,153	5,614
August	7,096	6,605
September	9,059	7,516
October	10,919	
November	12,935	
December	14,740	
January	16,507	
February	18,425	
March	20,546	
April	21,273	
May	21,291	
June	21,304	

QUALITY

	Quantity	Base Number	Contract	AT	Region	England
% of FP17s for the same patient ID Re-attending within 3 months - Children	59	916	6.4%	13.8%	12.8%	11.9%
% of FP17s for the same patient ID Re-attending within 3 months - Adults	427	3,367	12.7%	16.4%	16.5%	15.9%
% of FP17s for the same patient ID Re-attending between 3 & 9 months - Children	518	916	56.6%	57.5%	59.7%	58.1%
% of FP17s for the same patient ID Re-attending between 3 & 9 months - Adults	2,078	3,367	61.7%	51.4%	53.0%	50.6%
% of FP17s for Band 1 Urgent Courses	315	3,948	8.0%	10.9%	9.2%	9.1%
% of FP17s Relating to Free Repair or Replacements	14	3,948	0.4%	0.9%	1.0%	0.8%
% of FP17s Relating to Continuations	55	3,948	1.4%	1.1%	1.2%	1.1%
% of Patients satisfied with the dentistry they have received	17	19	89.5%	91.2%	91.6%	91.4%
% of Patients satisfied with the time they had to wait for an appointment	19	19	100.0%	86.8%	88.1%	87.7%

* This is based on patients treated on this contract for their most recent course of treatment. Figures in italics indicate the base number of FP17s or Patient Questionnaire responses are less than 100. N/A is shown where the base number of responses is less than 10 during the period. % is calculated as Quantity/Base number*100

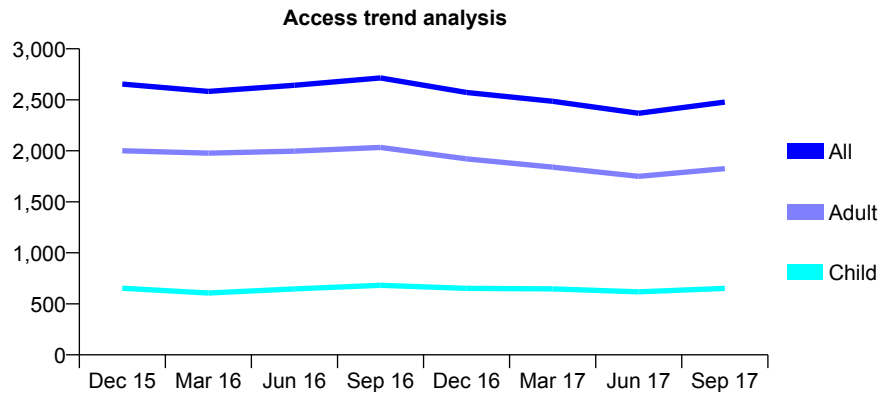
Q47 - Vital Signs At a Glance Contract Report for 129003/0001 - September 2017

Name or company name	Mr Assim Ghaffoor
Contract type name	GDS Contract
Purpose of contract	General
Contract start date	01/04/2015
Contract end date	

17/18 Contracted general activity (UDA)	8,874
Carry forward general activity (UDA)	0
17/18 Contracted orthodontic activity (UOA)	0
Carry forward orthodontic activity (UOA)	0
Baseline contract value	£166,956.75

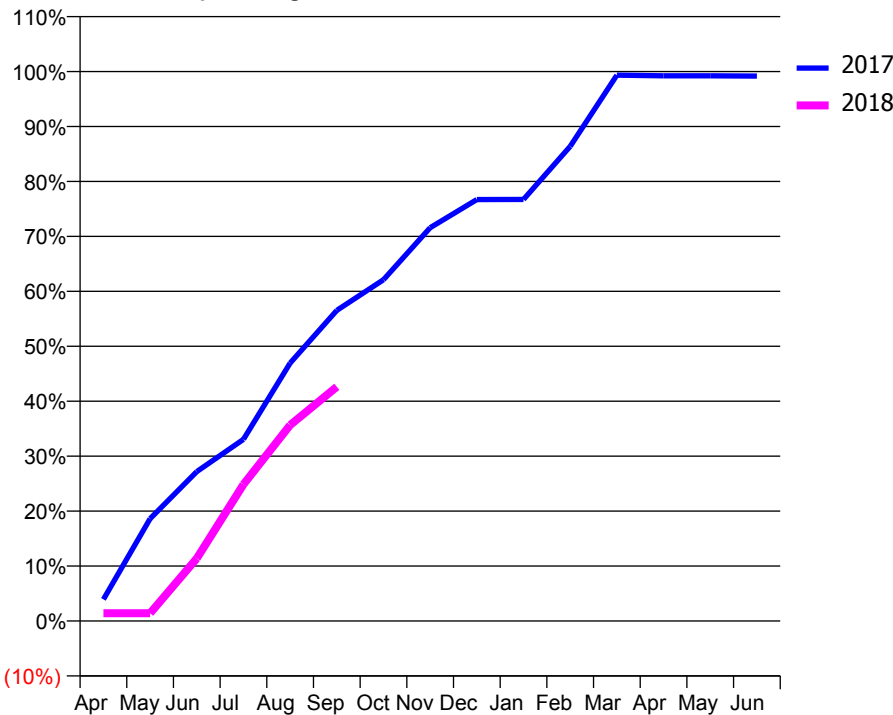
ACCESS*

Patients seen in 24 months	Total	Change since previous quarter
Quarter ending September 2016	2,715	
Quarter ending December 2016	2,572	↓
Quarter ending March 2017	2,486	↓
Quarter ending June 2017	2,368	↓
Quarter ending September 2017	2,478	↑
Variance since September 2016	(8.7%)	↓



ACTIVITY

Cumulative percentage of contracted UDA delivered 2017 & 2018



Month	Adjusted Scheduled Activity (UDA)	
	2017	2018
April	350	126
May	1,653	126
June	2,413	1,010
July	2,933	2,205
August	4,166	3,164
September	5,017	3,782
October	5,512	
November	6,352	
December	6,805	
January	6,808	
February	7,664	
March	8,815	
April	8,803	
May	8,803	
June	8,800	

QUALITY

	Quantity	Base Number	Contract	AT	Region	England
% of FP17s for the same patient ID Re-attending within 3 months - Children	38	559	6.8%	13.8%	12.8%	11.9%
% of FP17s for the same patient ID Re-attending within 3 months - Adults	112	1,444	7.8%	16.4%	16.5%	15.9%
% of FP17s for the same patient ID Re-attending between 3 & 9 months - Children	248	559	44.4%	57.5%	59.7%	58.1%
% of FP17s for the same patient ID Re-attending between 3 & 9 months - Adults	591	1,444	40.9%	51.4%	53.0%	50.6%
% of FP17s for Band 1 Urgent Courses	83	2,012	4.1%	10.9%	9.2%	9.1%
% of FP17s Relating to Free Repair or Replacements	19	2,012	0.9%	0.9%	1.0%	0.8%
% of FP17s Relating to Continuations	19	2,012	0.9%	1.1%	1.2%	1.1%
% of Patients satisfied with the dentistry they have received	10	11	90.9%	91.2%	91.6%	91.4%
% of Patients satisfied with the time they had to wait for an appointment	10	11	90.9%	86.8%	88.1%	87.7%

* This is based on patients treated on this contract for their most recent course of treatment. Figures in italics indicate the base number of FP17s or Patient Questionnaire responses are less than 100. N/A is shown where the base number of responses is less than 10 during the period. % is calculated as Quantity/Base number*100

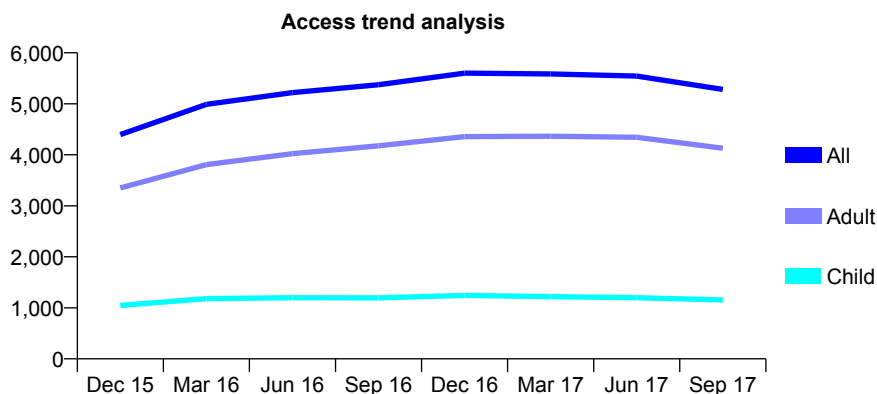
Q47 - Vital Signs At a Glance Contract Report for 129003/0002 - September 2017

Name or company name	Mr Assim Ghaffoor
Contract type name	GDS Contract
Purpose of contract	General
Contract start date	01/04/2015
Contract end date	

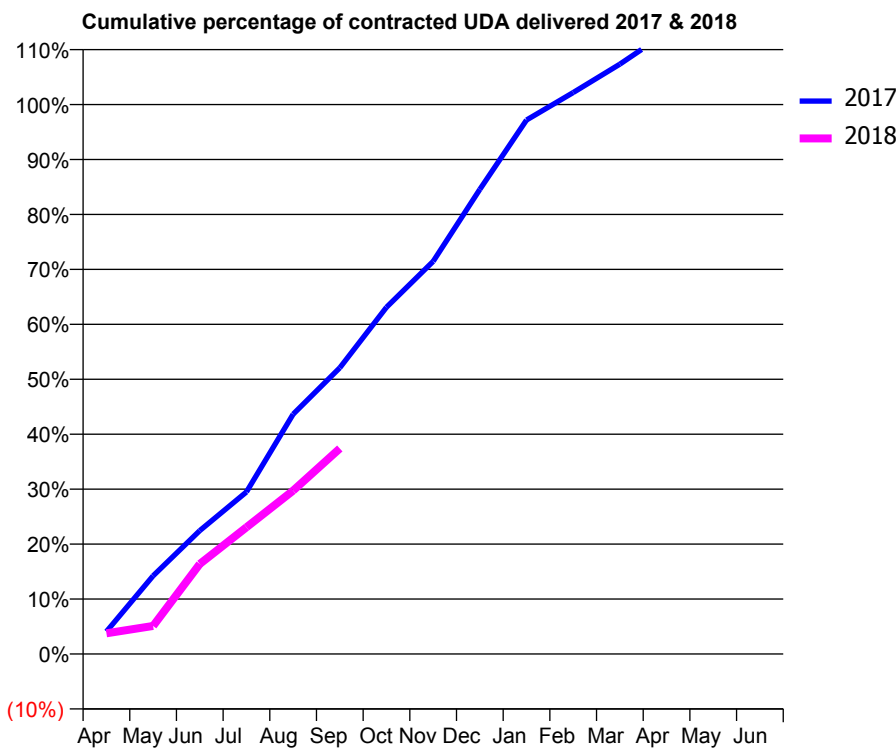
17/18 Contracted general activity (UDA)	19,250
Carry forward general activity (UDA)	0
17/18 Contracted orthodontic activity (UOA)	0
Carry forward orthodontic activity (UOA)	0
Baseline contract value	£430,443.86

ACCESS*

Patients seen in 24 months	Total	Change since previous quarter
Quarter ending September 2016	5,374	
Quarter ending December 2016	5,601	↑
Quarter ending March 2017	5,585	→
Quarter ending June 2017	5,543	→
Quarter ending September 2017	5,282	↓
Variance since September 2016	(1.7%)	↓



ACTIVITY



Month	Adjusted Scheduled Activity (UDA)	
	2017	2018
April	666	728
May	2,313	984
June	3,649	3,156
July	4,793	4,438
August	7,093	5,724
September	8,465	7,200
October	10,256	
November	11,612	
December	13,743	
January	15,793	
February	16,605	
March	17,444	
April	18,371	
May	18,371	
June	18,375	

QUALITY

	Quantity	Base Number	Contract	AT	Region	England
% of FP17s for the same patient ID Re-attending within 3 months - Children	62	1,098	5.6%	13.8%	12.8%	11.9%
% of FP17s for the same patient ID Re-attending within 3 months - Adults	415	3,631	11.4%	16.4%	16.5%	15.9%
% of FP17s for the same patient ID Re-attending between 3 & 9 months - Children	703	1,098	64.0%	57.5%	59.7%	58.1%
% of FP17s for the same patient ID Re-attending between 3 & 9 months - Adults	2,054	3,631	56.6%	51.4%	53.0%	50.6%
% of FP17s for Band 1 Urgent Courses	280	4,194	6.7%	10.9%	9.2%	9.1%
% of FP17s Relating to Free Repair or Replacements	39	4,194	0.9%	0.9%	1.0%	0.8%
% of FP17s Relating to Continuations	32	4,194	0.8%	1.1%	1.2%	1.1%
% of Patients satisfied with the dentistry they have received	13	15	86.7%	91.2%	91.6%	91.4%
% of Patients satisfied with the time they had to wait for an appointment	14	15	93.3%	86.8%	88.1%	87.7%

* This is based on patients treated on this contract for their most recent course of treatment. Figures in italics indicate the base number of FP17s or Patient Questionnaire responses are less than 100. N/A is shown where the base number of responses is less than 10 during the period. % is calculated as Quantity/Base number*100

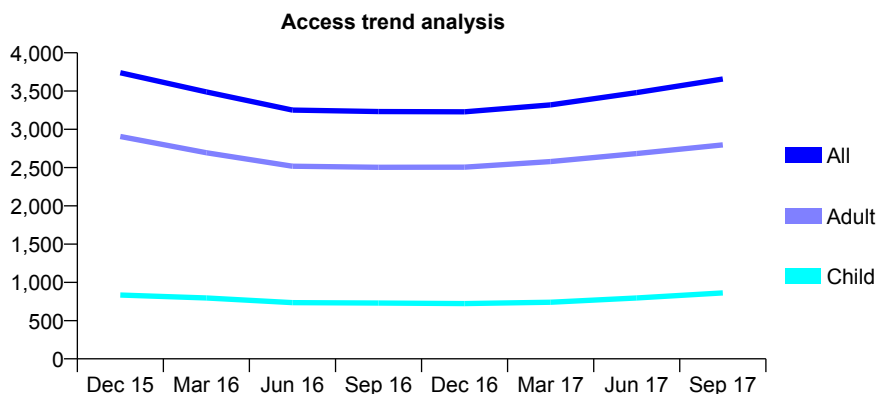
Q47 - Vital Signs At a Glance Contract Report for 129623/0002 - September 2017

Name or company name	Diamond Dental Care
Contract type name	GDS Contract
Purpose of contract	General
Contract start date	01/12/2013
Contract end date	

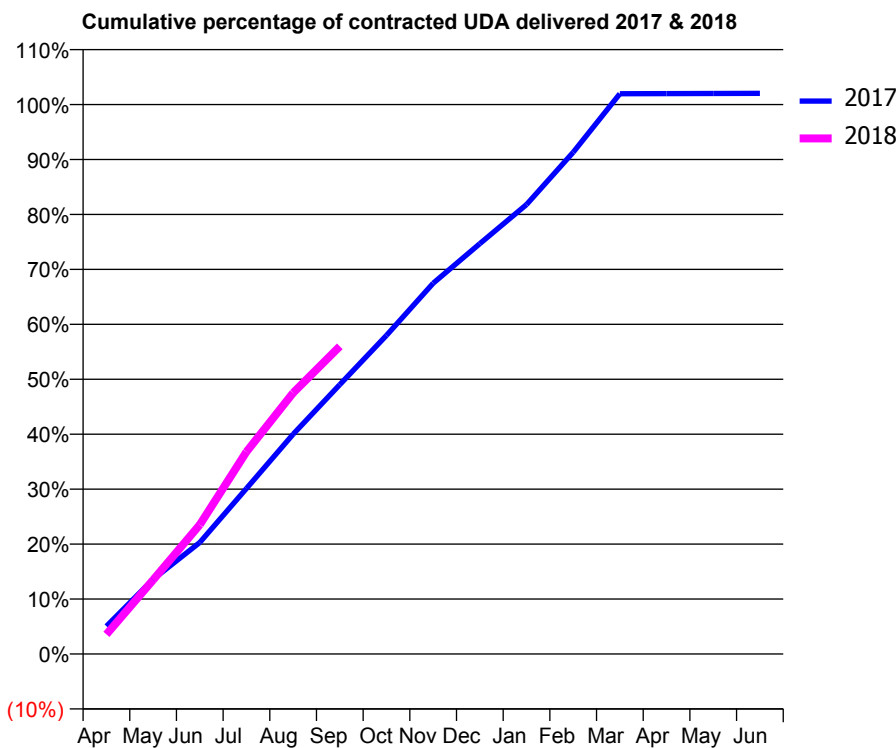
17/18 Contracted general activity (UDA)	10,465
Carry forward general activity (UDA)	-209
17/18 Contracted orthodontic activity (UOA)	0
Carry forward orthodontic activity (UOA)	0
Baseline contract value	£227,040.13

ACCESS*

Patients seen in 24 months	Total	Change since previous quarter
Quarter ending September 2016	3,233	
Quarter ending December 2016	3,228	→
Quarter ending March 2017	3,319	↑
Quarter ending June 2017	3,480	↑
Quarter ending September 2017	3,658	↑
Variance since September 2016	13.1%	↑



ACTIVITY



Month	Adjusted Scheduled Activity (UDA)	
	2017	2018
April	530	374
May	1,423	1,410
June	2,125	2,462
July	3,152	3,852
August	4,185	4,974
September	5,130	5,861
October	6,067	
November	7,062	
December	7,815	
January	8,559	
February	9,555	
March	10,669	
April	10,673	
May	10,674	
June	10,677	

QUALITY

	Quantity	Base Number	Contract	AT	Region	England
% of FP17s for the same patient ID Re-attending within 3 months - Children	42	670	6.3%	13.8%	12.8%	11.9%
% of FP17s for the same patient ID Re-attending within 3 months - Adults	300	2,266	13.2%	16.4%	16.5%	15.9%
% of FP17s for the same patient ID Re-attending between 3 & 9 months - Children	325	670	48.5%	57.5%	59.7%	58.1%
% of FP17s for the same patient ID Re-attending between 3 & 9 months - Adults	1,227	2,266	54.1%	51.4%	53.0%	50.6%
% of FP17s for Band 1 Urgent Courses	124	2,935	4.2%	10.9%	9.2%	9.1%
% of FP17s Relating to Free Repair or Replacements	30	2,935	1.0%	0.9%	1.0%	0.8%
% of FP17s Relating to Continuations	53	2,935	1.8%	1.1%	1.2%	1.1%
% of Patients satisfied with the dentistry they have received	14	15	93.3%	91.2%	91.6%	91.4%
% of Patients satisfied with the time they had to wait for an appointment	13	15	86.7%	86.8%	88.1%	87.7%

* This is based on patients treated on this contract for their most recent course of treatment. Figures in italics indicate the base number of FP17s or Patient Questionnaire responses are less than 100. N/A is shown where the base number of responses is less than 10 during the period. % is calculated as Quantity/Base number*100

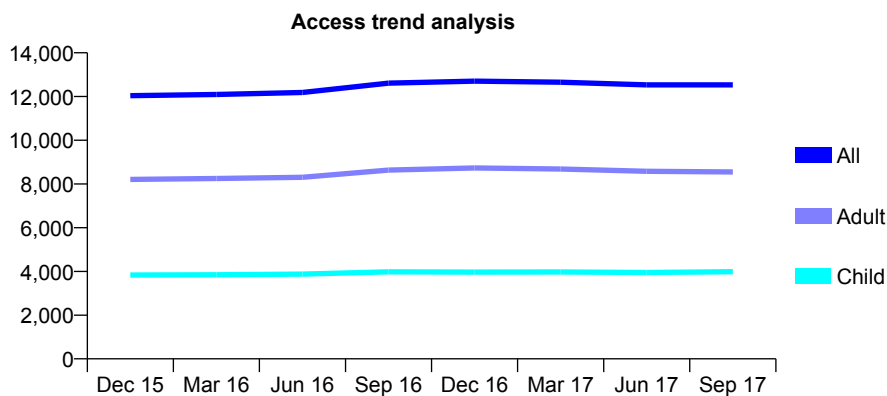
Q47 - Vital Signs At a Glance Contract Report for 131423/0001 - September 2017

Name or company name	Railway Road Dental Practice Partnership
Contract type name	GDS Contract
Purpose of contract	General
Contract start date	01/04/2010
Contract end date	

17/18 Contracted general activity (UDA)	39,500
Carry forward general activity (UDA)	1,541
17/18 Contracted orthodontic activity (UOA)	0
Carry forward orthodontic activity (UOA)	0
Baseline contract value	£1,106,042.53

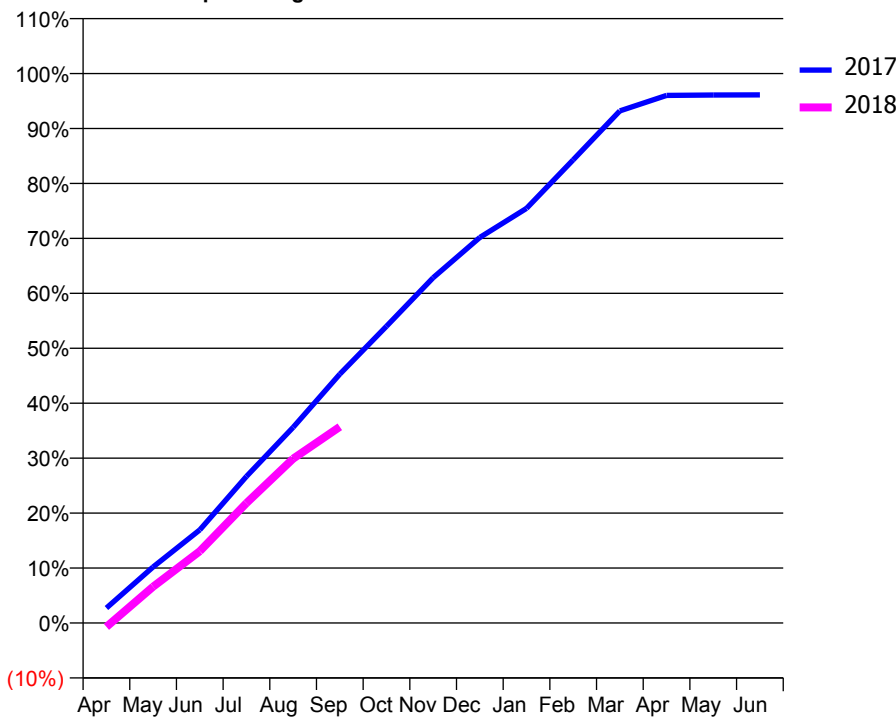
ACCESS*

Patients seen in 24 months	Total	Change since previous quarter
Quarter ending September 2016	12,613	
Quarter ending December 2016	12,701	→
Quarter ending March 2017	12,656	→
Quarter ending June 2017	12,531	→
Quarter ending September 2017	12,534	→
Variance since September 2016	(0.6%)	→



ACTIVITY

Cumulative percentage of contracted UDA delivered 2017 & 2018



Month	Adjusted Scheduled Activity (UDA)	
	2017	2018
April	1,081	-283
May	4,029	2,613
June	6,700	5,164
July	10,541	8,622
August	14,066	11,814
September	17,891	14,103
October	21,328	
November	24,823	
December	27,718	
January	29,808	
February	33,295	
March	36,817	
April	37,927	
May	37,955	
June	37,959	

QUALITY

	Quantity	Base Number	Contract	AT	Region	England
% of FP17s for the same patient ID Re-attending within 3 months - Children	125	2,493	5.0%	13.8%	12.8%	11.9%
% of FP17s for the same patient ID Re-attending within 3 months - Adults	385	4,235	9.1%	16.4%	16.5%	15.9%
% of FP17s for the same patient ID Re-attending between 3 & 9 months - Children	1,222	2,493	49.0%	57.5%	59.7%	58.1%
% of FP17s for the same patient ID Re-attending between 3 & 9 months - Adults	1,881	4,235	44.4%	51.4%	53.0%	50.6%
% of FP17s for Band 1 Urgent Courses	338	6,313	5.4%	10.9%	9.2%	9.1%
% of FP17s Relating to Free Repair or Replacements	19	6,313	0.3%	0.9%	1.0%	0.8%
% of FP17s Relating to Continuations	71	6,313	1.1%	1.1%	1.2%	1.1%
% of Patients satisfied with the dentistry they have received	20	21	95.2%	91.2%	91.6%	91.4%
% of Patients satisfied with the time they had to wait for an appointment	18	21	85.7%	86.8%	88.1%	87.7%

* This is based on patients treated on this contract for their most recent course of treatment. Figures in italics indicate the base number of FP17s or Patient Questionnaire responses are less than 100. N/A is shown where the base number of responses is less than 10 during the period. % is calculated as Quantity/Base number*100

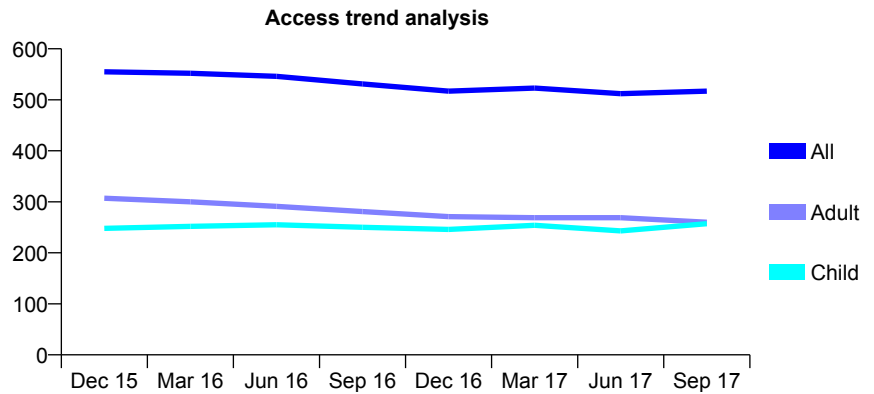
Q47 - Vital Signs At a Glance Contract Report for 131555/0001 - September 2017

Name or company name	Station House Dental Practice
Contract type name	GDS Contract
Purpose of contract	General
Contract start date	07/02/2011
Contract end date	

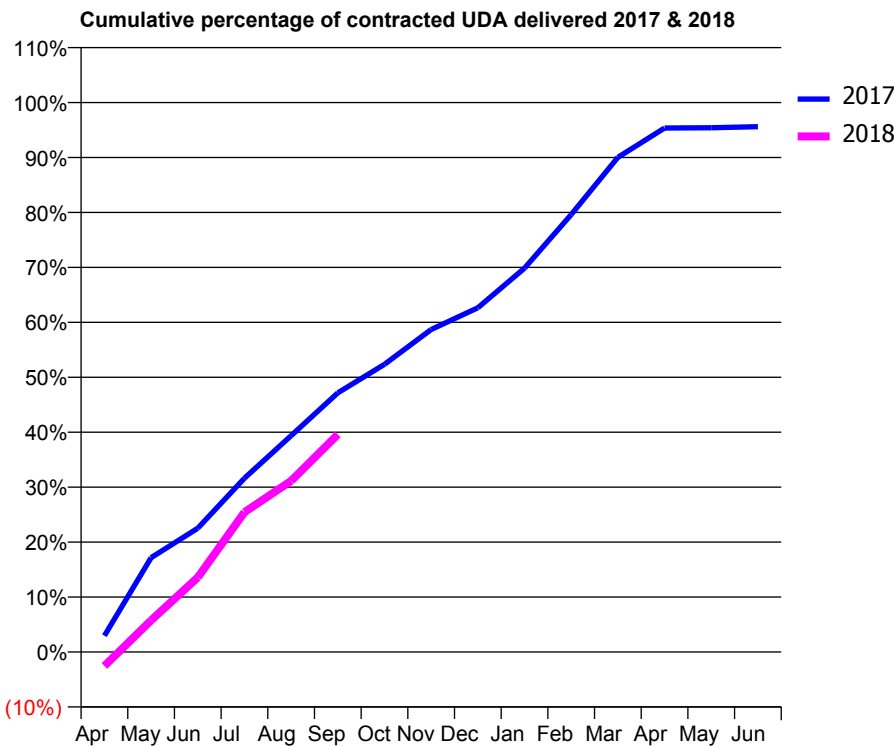
17/18 Contracted general activity (UDA)	1,600
Carry forward general activity (UDA)	70
17/18 Contracted orthodontic activity (UOA)	0
Carry forward orthodontic activity (UOA)	0
Baseline contract value	£40,173.62

ACCESS*

Patients seen in 24 months	Total	Change since previous quarter
Quarter ending September 2016	531	
Quarter ending December 2016	517	↓
Quarter ending March 2017	523	→
Quarter ending June 2017	512	↓
Quarter ending September 2017	517	→
Variance since September 2016	(2.6%)	↓



ACTIVITY



Adjusted Scheduled Activity (UDA)		
Month	2017	2018
April	48	-41
May	275	92
June	360	217
July	506	407
August	630	498
September	755	634
October	838	
November	939	
December	1,002	
January	1,118	
February	1,274	
March	1,440	
April	1,526	
May	1,527	
June	1,530	

QUALITY

	Quantity	Base Number	Contract	AT	Region	England
% of FP17s for the same patient ID Re-attending within 3 months - Children	39	235	16.6%	13.8%	12.8%	11.9%
% of FP17s for the same patient ID Re-attending within 3 months - Adults	46	182	25.3%	16.4%	16.5%	15.9%
% of FP17s for the same patient ID Re-attending between 3 & 9 months - Children	129	235	54.9%	57.5%	59.7%	58.1%
% of FP17s for the same patient ID Re-attending between 3 & 9 months - Adults	97	182	53.3%	51.4%	53.0%	50.6%
% of FP17s for Band 1 Urgent Courses	33	367	9.0%	10.9%	9.2%	9.1%
% of FP17s Relating to Free Repair or Replacements	5	367	1.4%	0.9%	1.0%	0.8%
% of FP17s Relating to Continuations	4	367	1.1%	1.1%	1.2%	1.1%
% of Patients satisfied with the dentistry they have received	0	0	N/A	91.2%	91.6%	91.4%
% of Patients satisfied with the time they had to wait for an appointment	0	0	N/A	86.8%	88.1%	87.7%

* This is based on patients treated on this contract for their most recent course of treatment. Figures in italics indicate the base number of FP17s or Patient Questionnaire responses are less than 100. N/A is shown where the base number of responses is less than 10 during the period. % is calculated as Quantity/Base number*100

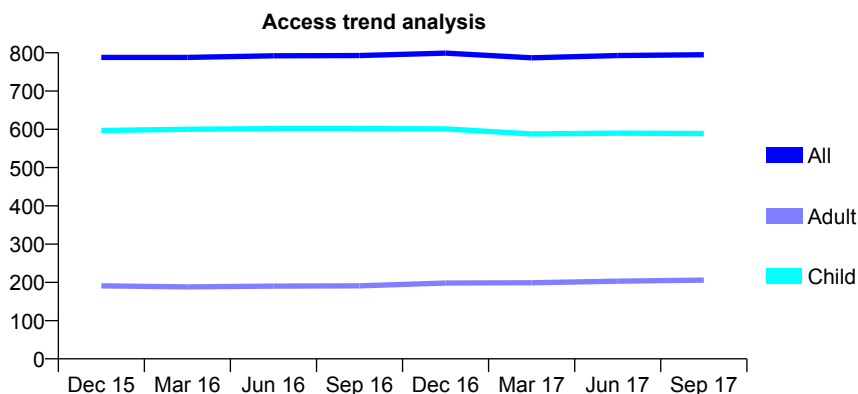
Q47 - Vital Signs At a Glance Contract Report for 134341/0001 - September 2017

Name or company name	The Macfarlane Dental Partnership
Contract type name	GDS Contract
Purpose of contract	General and Orthodontic
Contract start date	01/01/2012
Contract end date	

17/18 Contracted general activity (UDA)	2,016
Carry forward general activity (UDA)	0
17/18 Contracted orthodontic activity (UOA)	576
Carry forward orthodontic activity (UOA)	0
Baseline contract value	£95,326.83

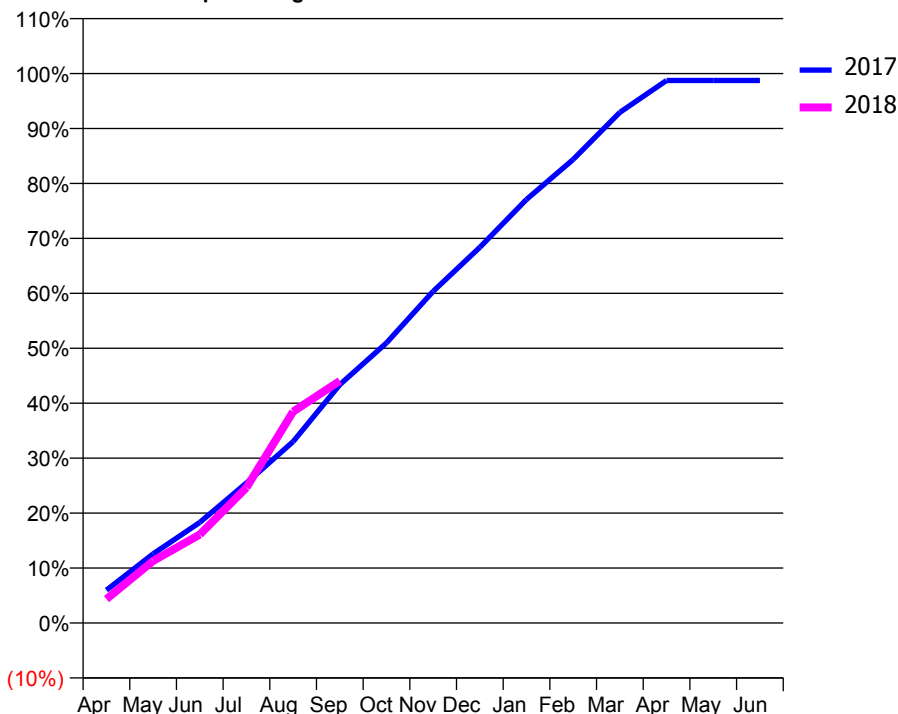
ACCESS*

Patients seen in 24 months	Total	Change since previous quarter
Quarter ending September 2016	793	
Quarter ending December 2016	799	→
Quarter ending March 2017	787	↓
Quarter ending June 2017	793	→
Quarter ending September 2017	795	→
Variance since September 2016	0.3%	→



ACTIVITY

Cumulative percentage of contracted UDA delivered 2017 & 2018



Month	Adjusted Scheduled Activity (UDA)	
	2017	2018
April	121	88
May	254	228
June	369	325
July	514	497
August	666	776
September	874	888
October	1,028	
November	1,217	
December	1,379	
January	1,554	
February	1,701	
March	1,873	
April	1,990	
May	1,990	
June	1,990	

QUALITY

	Quantity	Base Number	Contract	AT	Region	England
% of FP17s for the same patient ID Re-attending within 3 months - Children	92	605	15.2%	13.8%	12.8%	11.9%
% of FP17s for the same patient ID Re-attending within 3 months - Adults	5	97	5.2%	16.4%	16.5%	15.9%
% of FP17s for the same patient ID Re-attending between 3 & 9 months - Children	376	605	62.1%	57.5%	59.7%	58.1%
% of FP17s for the same patient ID Re-attending between 3 & 9 months - Adults	65	97	67.0%	51.4%	53.0%	50.6%
% of FP17s for Band 1 Urgent Courses	41	593	6.9%	10.9%	9.2%	9.1%
% of FP17s Relating to Free Repair or Replacements	0	593	0.0%	0.9%	1.0%	0.8%
% of FP17s Relating to Continuations	15	593	2.5%	1.1%	1.2%	1.1%
% of Patients satisfied with the dentistry they have received	1	1	N/A	91.2%	91.6%	91.4%
% of Patients satisfied with the time they had to wait for an appointment	1	1	N/A	86.8%	88.1%	87.7%

* This is based on patients treated on this contract for their most recent course of treatment. Figures in italics indicate the base number of FP17s or Patient Questionnaire responses are less than 100. N/A is shown where the base number of responses is less than 10 during the period. % is calculated as Quantity/Base number*100

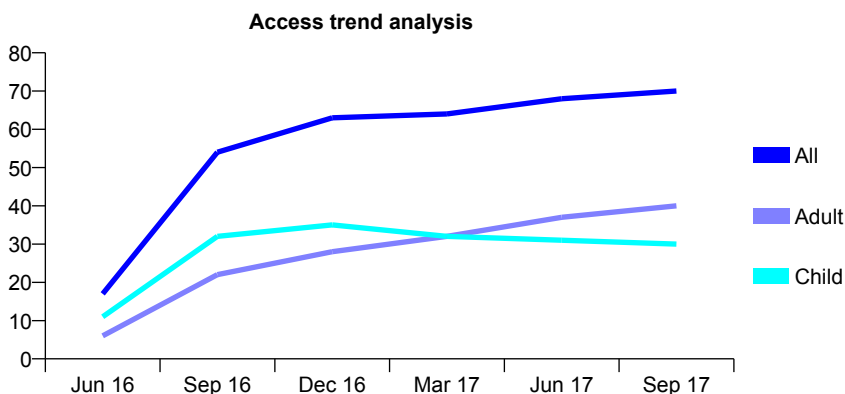
Q47 - Vital Signs At a Glance Contract Report for 135836/0001 - September 2017

Name or company name	N M Ward Associates Ltd
Contract type name	GDS Contract
Purpose of contract	General
Contract start date	01/12/2015
Contract end date	

17/18 Contracted general activity (UDA)	250
Carry forward general activity (UDA)	0
17/18 Contracted orthodontic activity (UOA)	0
Carry forward orthodontic activity (UOA)	0
Baseline contract value	£12,780.96

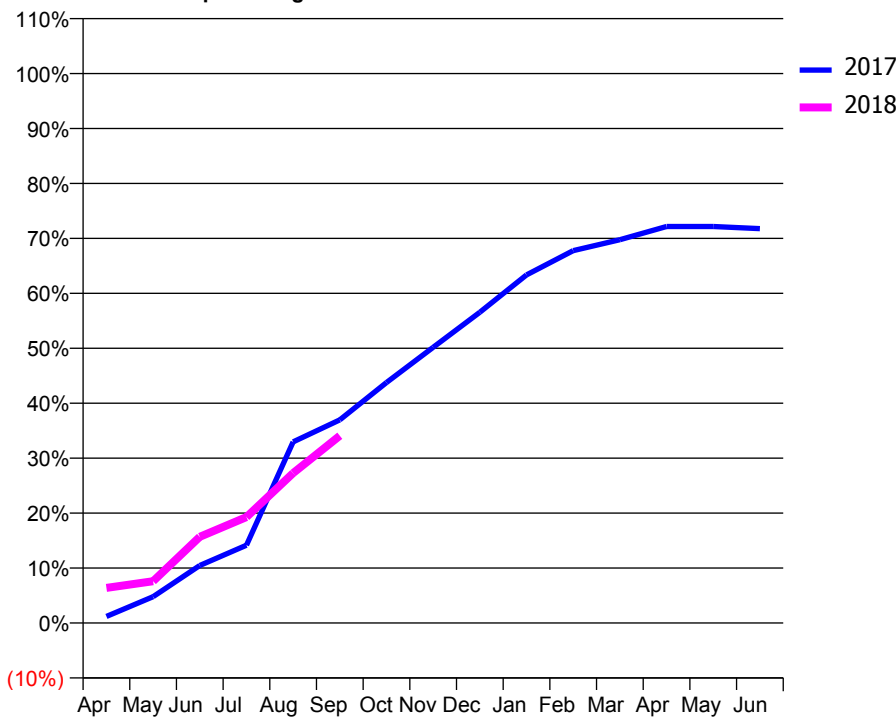
ACCESS*

Patients seen in 24 months	Total	Change since previous quarter
Quarter ending September 2016	54	
Quarter ending December 2016	63	↑
Quarter ending March 2017	64	→
Quarter ending June 2017	68	↑
Quarter ending September 2017	70	↑
Variance since September 2016	29.6%	↑



ACTIVITY

Cumulative percentage of contracted UDA delivered 2017 & 2018



Adjusted Scheduled Activity (UDA)

Month	2017	2018
April	3	16
May	12	19
June	26	39
July	35	48
August	82	68
September	92	85
October	109	
November	125	
December	141	
January	158	
February	169	
March	174	
April	180	
May	180	
June	179	

QUALITY

	Quantity	Base Number	Contract	AT	Region	England
% of FP17s for the same patient ID Re-attending within 3 months - Children	1	33	3.0%	13.8%	12.8%	11.9%
% of FP17s for the same patient ID Re-attending within 3 months - Adults	2	28	7.1%	16.4%	16.5%	15.9%
% of FP17s for the same patient ID Re-attending between 3 & 9 months - Children	26	33	78.8%	57.5%	59.7%	58.1%
% of FP17s for the same patient ID Re-attending between 3 & 9 months - Adults	19	28	67.9%	51.4%	53.0%	50.6%
% of FP17s for Band 1 Urgent Courses	1	57	1.8%	10.9%	9.2%	9.1%
% of FP17s Relating to Free Repair or Replacements	0	57	0.0%	0.9%	1.0%	0.8%
% of FP17s Relating to Continuations	0	57	0.0%	1.1%	1.2%	1.1%
% of Patients satisfied with the dentistry they have received	0	0	N/A	91.2%	91.6%	91.4%
% of Patients satisfied with the time they had to wait for an appointment	0	0	N/A	86.8%	88.1%	87.7%

* This is based on patients treated on this contract for their most recent course of treatment. Figures in italics indicate the base number of FP17s or Patient Questionnaire responses are less than 100. N/A is shown where the base number of responses is less than 10 during the period. % is calculated as Quantity/Base number*100

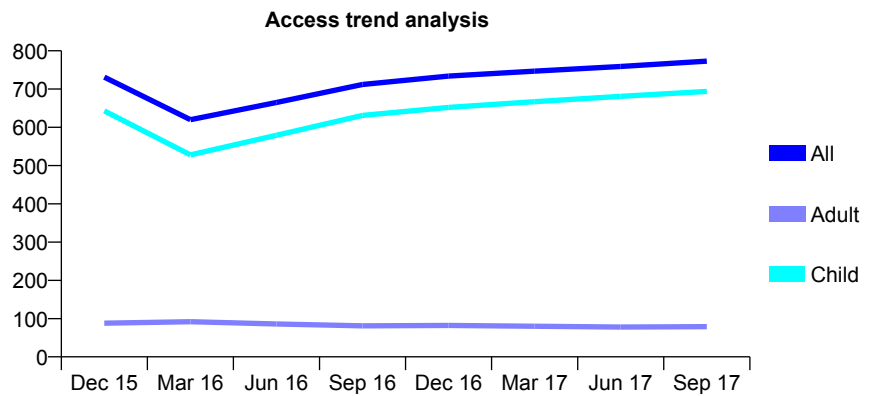
Q47 - Vital Signs At a Glance Contract Report for 137162/0001 - September 2017

Name or company name	Oakland Family Dental Practice
Contract type name	GDS Contract
Purpose of contract	General and Orthodontic
Contract start date	01/04/2014
Contract end date	

17/18 Contracted general activity (UDA)	1,800
Carry forward general activity (UDA)	0
17/18 Contracted orthodontic activity (UOA)	877
Carry forward orthodontic activity (UOA)	0
Baseline contract value	£104,682.03

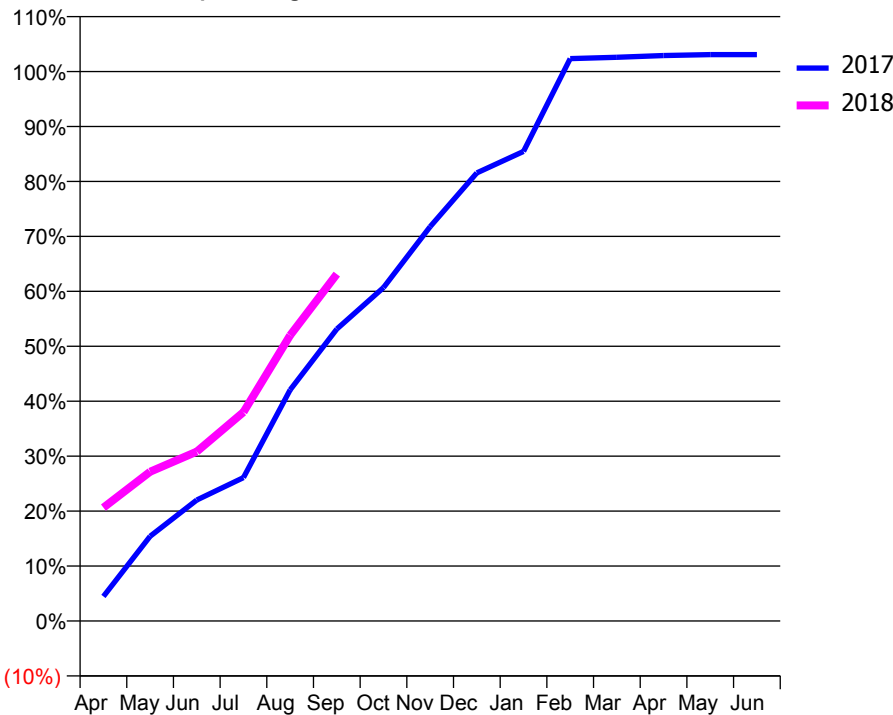
ACCESS*

Patients seen in 24 months	Total	Change since previous quarter
Quarter ending September 2016	712	
Quarter ending December 2016	734	↑
Quarter ending March 2017	747	→
Quarter ending June 2017	759	→
Quarter ending September 2017	773	→
Variance since September 2016	8.6%	↑



ACTIVITY

Cumulative percentage of contracted UDA delivered 2017 & 2018



Month	Adjusted Scheduled Activity (UDA)	
	2017	2018
April	81	371
May	277	489
June	396	555
July	470	684
August	757	936
September	956	1,136
October	1,092	
November	1,292	
December	1,468	
January	1,538	
February	1,842	
March	1,846	
April	1,852	
May	1,855	
June	1,855	

QUALITY

	Quantity	Base Number	Contract	AT	Region	England
% of FP17s for the same patient ID Re-attending within 3 months - Children	138	882	15.6%	13.8%	12.8%	11.9%
% of FP17s for the same patient ID Re-attending within 3 months - Adults	3	23	13.0%	16.4%	16.5%	15.9%
% of FP17s for the same patient ID Re-attending between 3 & 9 months - Children	522	882	59.2%	57.5%	59.7%	58.1%
% of FP17s for the same patient ID Re-attending between 3 & 9 months - Adults	11	23	47.8%	51.4%	53.0%	50.6%
% of FP17s for Band 1 Urgent Courses	32	834	3.8%	10.9%	9.2%	9.1%
% of FP17s Relating to Free Repair or Replacements	0	834	0.0%	0.9%	1.0%	0.8%
% of FP17s Relating to Continuations	0	834	0.0%	1.1%	1.2%	1.1%
% of Patients satisfied with the dentistry they have received	0	0	N/A	91.2%	91.6%	91.4%
% of Patients satisfied with the time they had to wait for an appointment	0	0	N/A	86.8%	88.1%	87.7%

* This is based on patients treated on this contract for their most recent course of treatment. Figures in italics indicate the base number of FP17s or Patient Questionnaire responses are less than 100. N/A is shown where the base number of responses is less than 10 during the period. % is calculated as Quantity/Base number*100

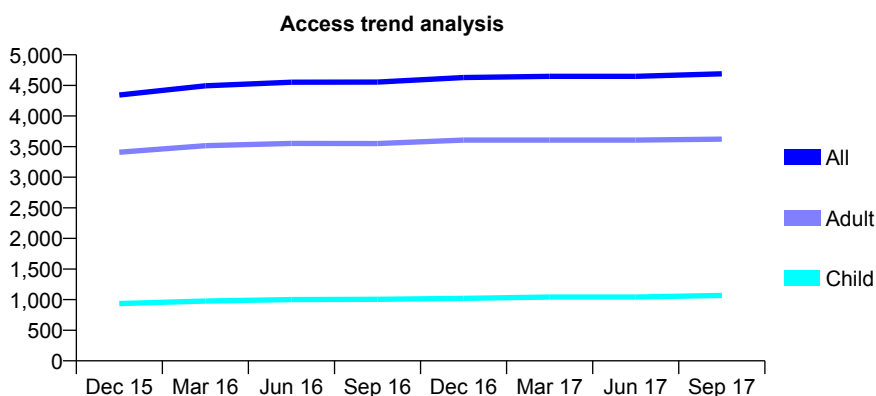
Q47 - Vital Signs At a Glance Contract Report for 140104/0001 - September 2017

Name or company name	York Dental Practice
Contract type name	GDS Contract
Purpose of contract	General
Contract start date	01/04/2013
Contract end date	

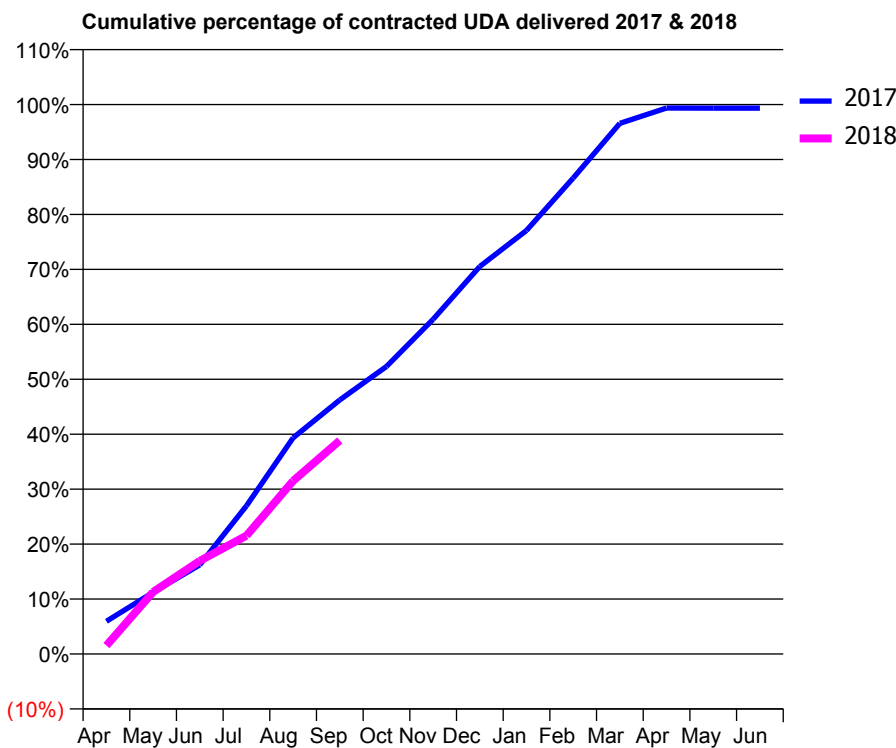
17/18 Contracted general activity (UDA)	13,865
Carry forward general activity (UDA)	0
17/18 Contracted orthodontic activity (UOA)	0
Carry forward orthodontic activity (UOA)	0
Baseline contract value	£401,651.07

ACCESS*

Patients seen in 24 months	Total	Change since previous quarter
Quarter ending September 2016	4,555	
Quarter ending December 2016	4,628	→
Quarter ending March 2017	4,649	→
Quarter ending June 2017	4,648	→
Quarter ending September 2017	4,690	→
Variance since September 2016	3.0%	↑



ACTIVITY



Month	Adjusted Scheduled Activity (UDA)	
	2017	2018
April	825	215
May	1,558	1,565
June	2,250	2,349
July	3,740	2,987
August	5,456	4,370
September	6,412	5,390
October	7,254	
November	8,448	
December	9,780	
January	10,688	
February	12,010	
March	13,390	
April	13,775	
May	13,773	
June	13,773	

QUALITY

	Quantity	Base Number	Contract	AT	Region	England
% of FP17s for the same patient ID Re-attending within 3 months - Children	75	747	10.0%	13.8%	12.8%	11.9%
% of FP17s for the same patient ID Re-attending within 3 months - Adults	305	2,294	13.3%	16.4%	16.5%	15.9%
% of FP17s for the same patient ID Re-attending between 3 & 9 months - Children	414	747	55.4%	57.5%	59.7%	58.1%
% of FP17s for the same patient ID Re-attending between 3 & 9 months - Adults	1,349	2,294	58.8%	51.4%	53.0%	50.6%
% of FP17s for Band 1 Urgent Courses	209	2,931	7.1%	10.9%	9.2%	9.1%
% of FP17s Relating to Free Repair or Replacements	22	2,931	0.8%	0.9%	1.0%	0.8%
% of FP17s Relating to Continuations	3	2,931	0.1%	1.1%	1.2%	1.1%
% of Patients satisfied with the dentistry they have received	11	11	100.0%	91.2%	91.6%	91.4%
% of Patients satisfied with the time they had to wait for an appointment	11	11	100.0%	86.8%	88.1%	87.7%

* This is based on patients treated on this contract for their most recent course of treatment. Figures in italics indicate the base number of FP17s or Patient Questionnaire responses are less than 100. N/A is shown where the base number of responses is less than 10 during the period. % is calculated as Quantity/Base number*100

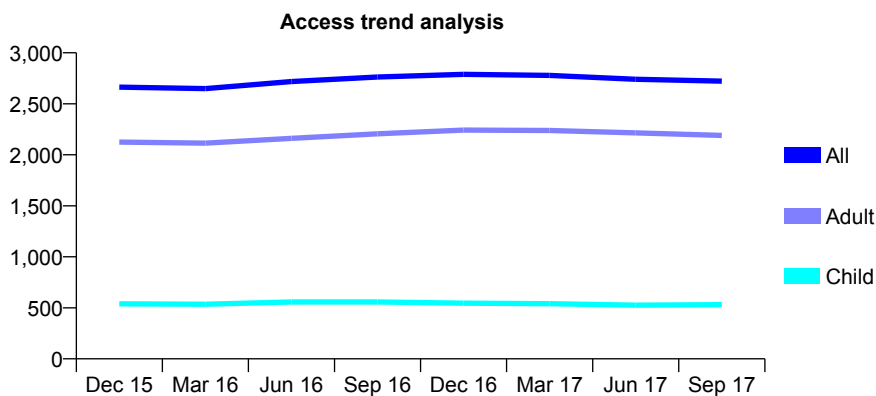
Q47 - Vital Signs At a Glance Contract Report for 141674/0001 - September 2017

Name or company name	Aesthetic Dental Solutions
Contract type name	GDS Contract
Purpose of contract	General
Contract start date	18/11/2009
Contract end date	

17/18 Contracted general activity (UDA)	9,841
Carry forward general activity (UDA)	0
17/18 Contracted orthodontic activity (UOA)	0
Carry forward orthodontic activity (UOA)	0
Baseline contract value	£247,055.77

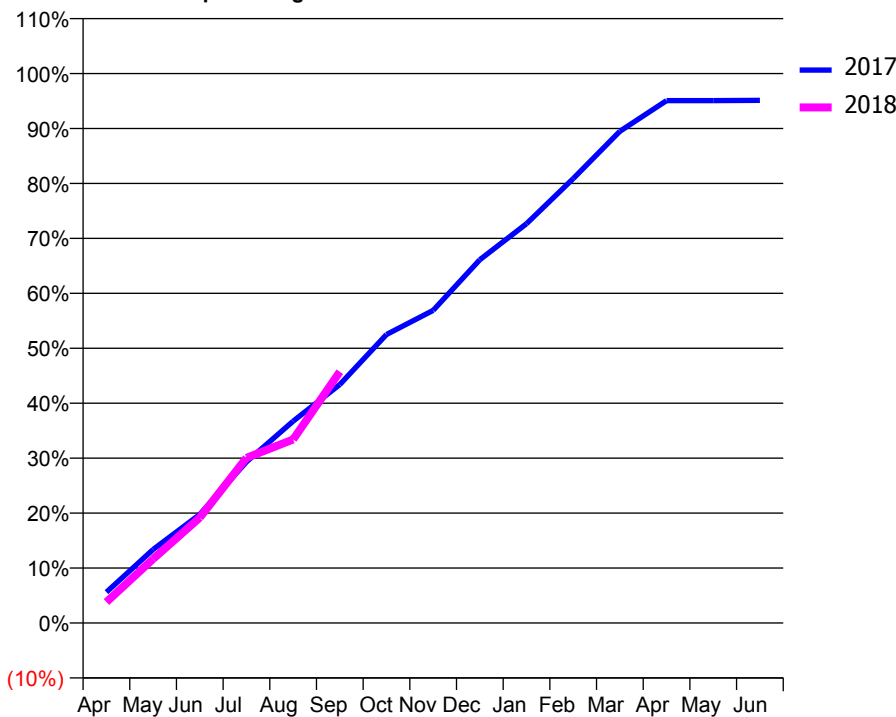
ACCESS*

Patients seen in 24 months	Total	Change since previous quarter
Quarter ending September 2016	2,763	
Quarter ending December 2016	2,789	→
Quarter ending March 2017	2,779	→
Quarter ending June 2017	2,741	↓
Quarter ending September 2017	2,722	→
Variance since September 2016	(1.5%)	↓



ACTIVITY

Cumulative percentage of contracted UDA delivered 2017 & 2018



Adjusted Scheduled Activity (UDA)

Month	2017	2018
April	609	377
May	1,451	1,149
June	2,143	1,887
July	3,180	2,958
August	3,983	3,287
September	4,705	4,500
October	5,691	
November	6,168	
December	7,167	
January	7,877	
February	8,767	
March	9,701	
April	10,307	
May	10,305	
June	10,312	

QUALITY

	Quantity	Base Number	Contract	AT	Region	England
% of FP17s for the same patient ID Re-attending within 3 months - Children	33	399	8.3%	13.8%	12.8%	11.9%
% of FP17s for the same patient ID Re-attending within 3 months - Adults	289	1,721	16.8%	16.4%	16.5%	15.9%
% of FP17s for the same patient ID Re-attending between 3 & 9 months - Children	229	399	57.4%	57.5%	59.7%	58.1%
% of FP17s for the same patient ID Re-attending between 3 & 9 months - Adults	1,027	1,721	59.7%	51.4%	53.0%	50.6%
% of FP17s for Band 1 Urgent Courses	175	1,871	9.4%	10.9%	9.2%	9.1%
% of FP17s Relating to Free Repair or Replacements	6	1,871	0.3%	0.9%	1.0%	0.8%
% of FP17s Relating to Continuations	28	1,871	1.5%	1.1%	1.2%	1.1%
% of Patients satisfied with the dentistry they have received	8	8	N/A	91.2%	91.6%	91.4%
% of Patients satisfied with the time they had to wait for an appointment	8	8	N/A	86.8%	88.1%	87.7%

* This is based on patients treated on this contract for their most recent course of treatment. Figures in italics indicate the base number of FP17s or Patient Questionnaire responses are less than 100. N/A is shown where the base number of responses is less than 10 during the period. % is calculated as Quantity/Base number*100

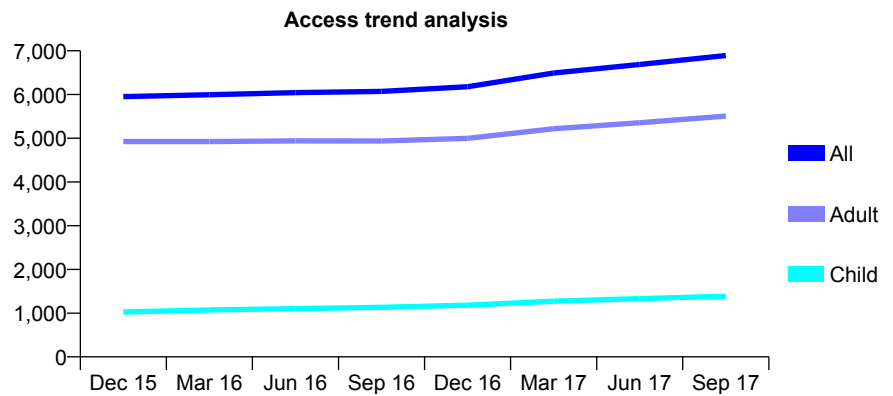
Q47 - Vital Signs At a Glance Contract Report for 144835/0001 - September 2017

Name or company name	Skipton Road Dental Practice
Contract type name	Pilot Contract
Purpose of contract	General
Contract start date	01/04/2013
Contract end date	

17/18 Contracted general activity (UDA)	22,500
Carry forward general activity (UDA)	0
17/18 Contracted orthodontic activity (UOA)	0
Carry forward orthodontic activity (UOA)	0
Baseline contract value	£750,660.82

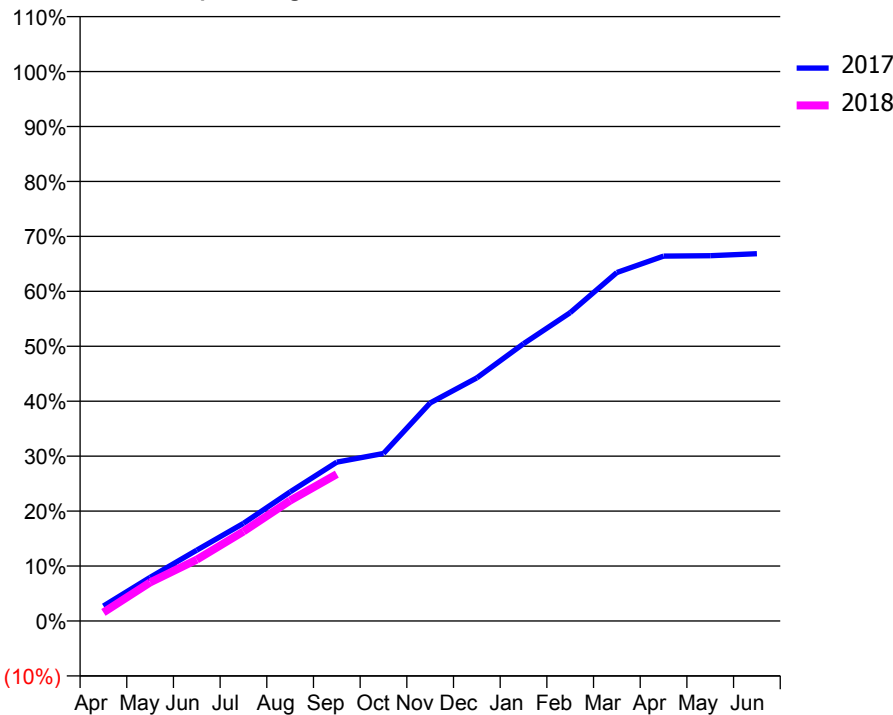
ACCESS*

Patients seen in 24 months	Total	Change since previous quarter
Quarter ending September 2016	6,070	
Quarter ending December 2016	6,179	→
Quarter ending March 2017	6,491	↑
Quarter ending June 2017	6,686	↑
Quarter ending September 2017	6,892	↑
Variance since September 2016	13.5%	↑



ACTIVITY

Cumulative percentage of contracted UDA delivered 2017 & 2018



Month	Adjusted Scheduled Activity (UDA)	
	2017	2018
April	612	354
May	1,787	1,580
June	2,903	2,516
July	4,001	3,664
August	5,289	4,931
September	6,506	6,013
October	6,858	
November	8,930	
December	9,956	
January	11,355	
February	12,627	
March	14,271	
April	14,940	
May	14,960	
June	15,037	

QUALITY

	Quantity	Base Number	Contract	AT	Region	England
% of FP17s for the same patient ID Re-attending within 3 months - Children	85	964	8.8%	13.8%	12.8%	11.9%
% of FP17s for the same patient ID Re-attending within 3 months - Adults	411	3,114	13.2%	16.4%	16.5%	15.9%
% of FP17s for the same patient ID Re-attending between 3 & 9 months - Children	450	964	46.7%	57.5%	59.7%	58.1%
% of FP17s for the same patient ID Re-attending between 3 & 9 months - Adults	947	3,114	30.4%	51.4%	53.0%	50.6%
% of FP17s for Band 1 Urgent Courses	217	3,077	7.1%	10.9%	9.2%	9.1%
% of FP17s Relating to Free Repair or Replacements	28	3,077	0.9%	0.9%	1.0%	0.8%
% of FP17s Relating to Continuations	2	3,077	0.1%	1.1%	1.2%	1.1%
% of Patients satisfied with the dentistry they have received	14	15	93.3%	91.2%	91.6%	91.4%
% of Patients satisfied with the time they had to wait for an appointment	13	15	86.7%	86.8%	88.1%	87.7%

* This is based on patients treated on this contract for their most recent course of treatment. Figures in italics indicate the base number of FP17s or Patient Questionnaire responses are less than 100. N/A is shown where the base number of responses is less than 10 during the period. % is calculated as Quantity/Base number*100

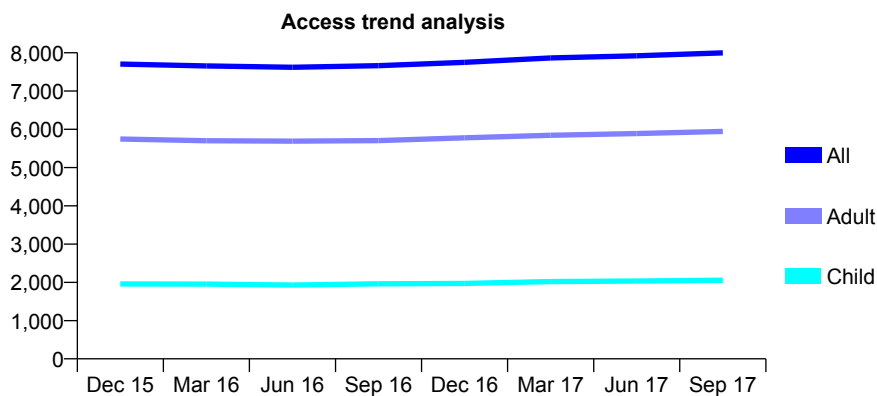
Q47 - Vital Signs At a Glance Contract Report for 145432/0001 - September 2017

Name or company name	Oaklands Dental Surgery
Contract type name	GDS Contract
Purpose of contract	General
Contract start date	01/11/2013
Contract end date	

17/18 Contracted general activity (UDA)	26,088
Carry forward general activity (UDA)	79
17/18 Contracted orthodontic activity (UOA)	0
Carry forward orthodontic activity (UOA)	0
Baseline contract value	£786,493.39

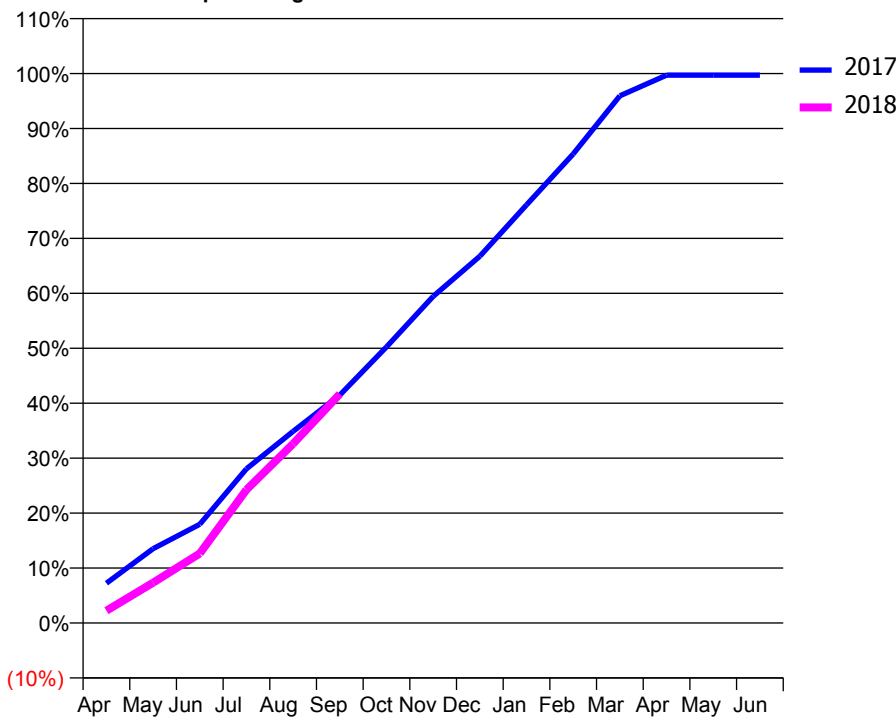
ACCESS*

Patients seen in 24 months	Total	Change since previous quarter
Quarter ending September 2016	7,665	
Quarter ending December 2016	7,750	→
Quarter ending March 2017	7,865	→
Quarter ending June 2017	7,923	→
Quarter ending September 2017	7,998	→
Variance since September 2016	4.3%	↑



ACTIVITY

Cumulative percentage of contracted UDA delivered 2017 & 2018



Month	Adjusted Scheduled Activity (UDA)	
	2017	2018
April	1,892	585
May	3,529	1,914
June	4,691	3,301
July	7,323	6,330
August	9,100	8,509
September	10,822	10,874
October	13,108	
November	15,508	
December	17,412	
January	19,850	
February	22,271	
March	25,028	
April	26,009	
May	26,010	
June	26,009	

QUALITY

	Quantity	Base Number	Contract	AT	Region	England
% of FP17s for the same patient ID Re-attending within 3 months - Children	153	1,858	8.2%	13.8%	12.8%	11.9%
% of FP17s for the same patient ID Re-attending within 3 months - Adults	568	4,782	11.9%	16.4%	16.5%	15.9%
% of FP17s for the same patient ID Re-attending between 3 & 9 months - Children	1,311	1,858	70.6%	57.5%	59.7%	58.1%
% of FP17s for the same patient ID Re-attending between 3 & 9 months - Adults	3,378	4,782	70.6%	51.4%	53.0%	50.6%
% of FP17s for Band 1 Urgent Courses	198	6,186	3.2%	10.9%	9.2%	9.1%
% of FP17s Relating to Free Repair or Replacements	27	6,186	0.4%	0.9%	1.0%	0.8%
% of FP17s Relating to Continuations	94	6,186	1.5%	1.1%	1.2%	1.1%
% of Patients satisfied with the dentistry they have received	13	16	81.3%	91.2%	91.6%	91.4%
% of Patients satisfied with the time they had to wait for an appointment	13	16	81.3%	86.8%	88.1%	87.7%

* This is based on patients treated on this contract for their most recent course of treatment. Figures in italics indicate the base number of FP17s or Patient Questionnaire responses are less than 100. N/A is shown where the base number of responses is less than 10 during the period. % is calculated as Quantity/Base number*100

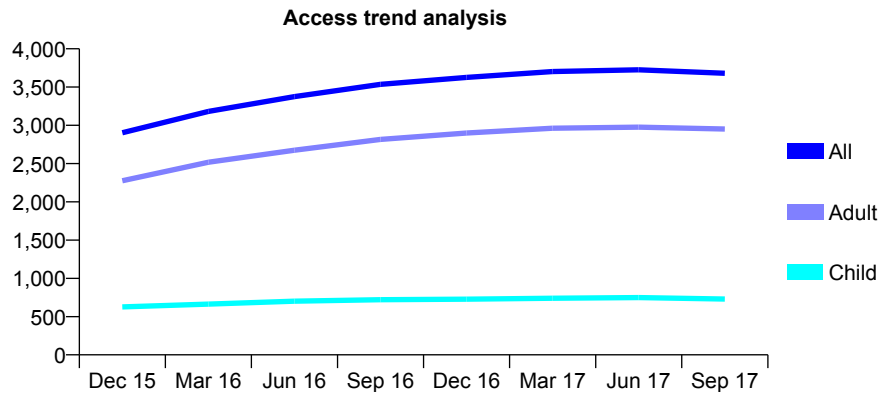
Q47 - Vital Signs At a Glance Contract Report for 146412/0001 - September 2017

Name or company name	Taghi Khodarahmi
Contract type name	GDS Contract
Purpose of contract	General
Contract start date	01/04/2015
Contract end date	

17/18 Contracted general activity (UDA)	12,500
Carry forward general activity (UDA)	-114
17/18 Contracted orthodontic activity (UOA)	0
Carry forward orthodontic activity (UOA)	0
Baseline contract value	£273,251.48

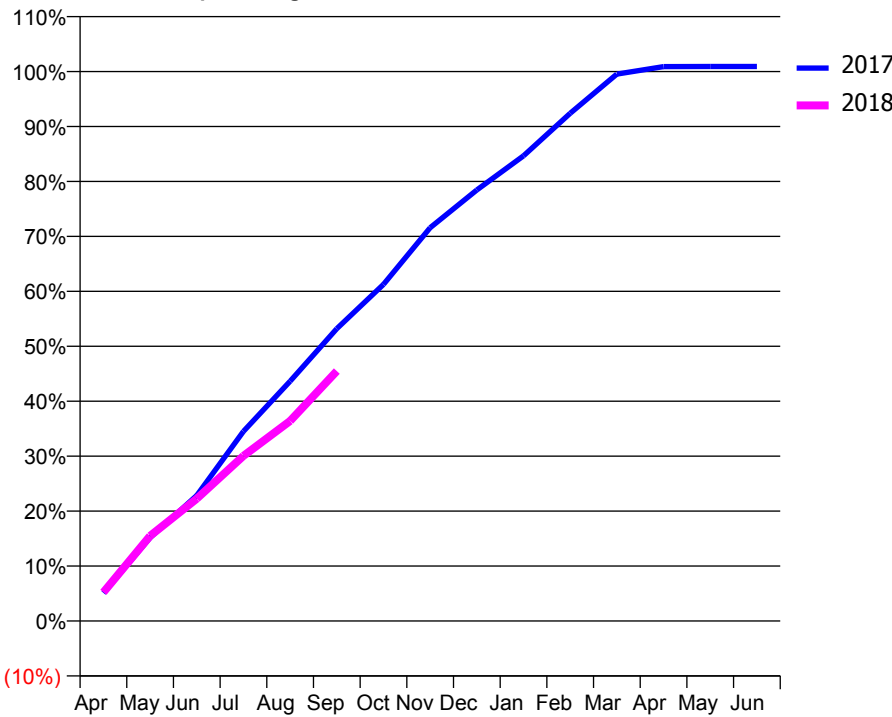
ACCESS*

Patients seen in 24 months	Total	Change since previous quarter
Quarter ending September 2016	3,536	
Quarter ending December 2016	3,626	↑
Quarter ending March 2017	3,702	↑
Quarter ending June 2017	3,725	→
Quarter ending September 2017	3,680	↓
Variance since September 2016	4.1%	↑



ACTIVITY

Cumulative percentage of contracted UDA delivered 2017 & 2018



Month	Adjusted Scheduled Activity (UDA)	
	2017	2018
April	638	654
May	1,896	1,938
June	2,856	2,784
July	4,314	3,757
August	5,455	4,551
September	6,650	5,685
October	7,659	
November	8,948	
December	9,806	
January	10,581	
February	11,548	
March	12,441	
April	12,612	
May	12,614	
June	12,614	

QUALITY

	Quantity	Base Number	Contract	AT	Region	England
% of FP17s for the same patient ID Re-attending within 3 months - Children	24	455	5.3%	13.8%	12.8%	11.9%
% of FP17s for the same patient ID Re-attending within 3 months - Adults	247	1,846	13.4%	16.4%	16.5%	15.9%
% of FP17s for the same patient ID Re-attending between 3 & 9 months - Children	252	455	55.4%	57.5%	59.7%	58.1%
% of FP17s for the same patient ID Re-attending between 3 & 9 months - Adults	1,098	1,846	59.5%	51.4%	53.0%	50.6%
% of FP17s for Band 1 Urgent Courses	150	2,229	6.7%	10.9%	9.2%	9.1%
% of FP17s Relating to Free Repair or Replacements	29	2,229	1.3%	0.9%	1.0%	0.8%
% of FP17s Relating to Continuations	21	2,229	0.9%	1.1%	1.2%	1.1%
% of Patients satisfied with the dentistry they have received	14	14	100.0%	91.2%	91.6%	91.4%
% of Patients satisfied with the time they had to wait for an appointment	14	14	100.0%	86.8%	88.1%	87.7%

* This is based on patients treated on this contract for their most recent course of treatment. Figures in italics indicate the base number of FP17s or Patient Questionnaire responses are less than 100. N/A is shown where the base number of responses is less than 10 during the period. % is calculated as Quantity/Base number*100

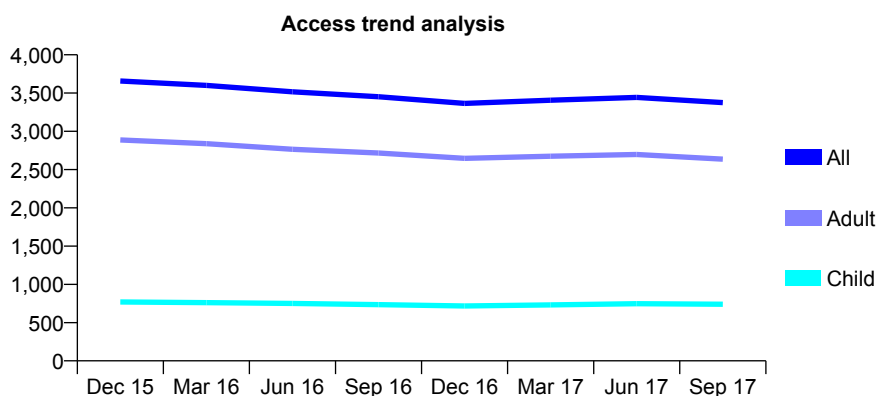
Q47 - Vital Signs At a Glance Contract Report for 147125/0001 - September 2017

Name or company name	Piotr Drozynski and Grazyna Barbara Droz
Contract type name	GDS Contract
Purpose of contract	General
Contract start date	07/12/2008
Contract end date	

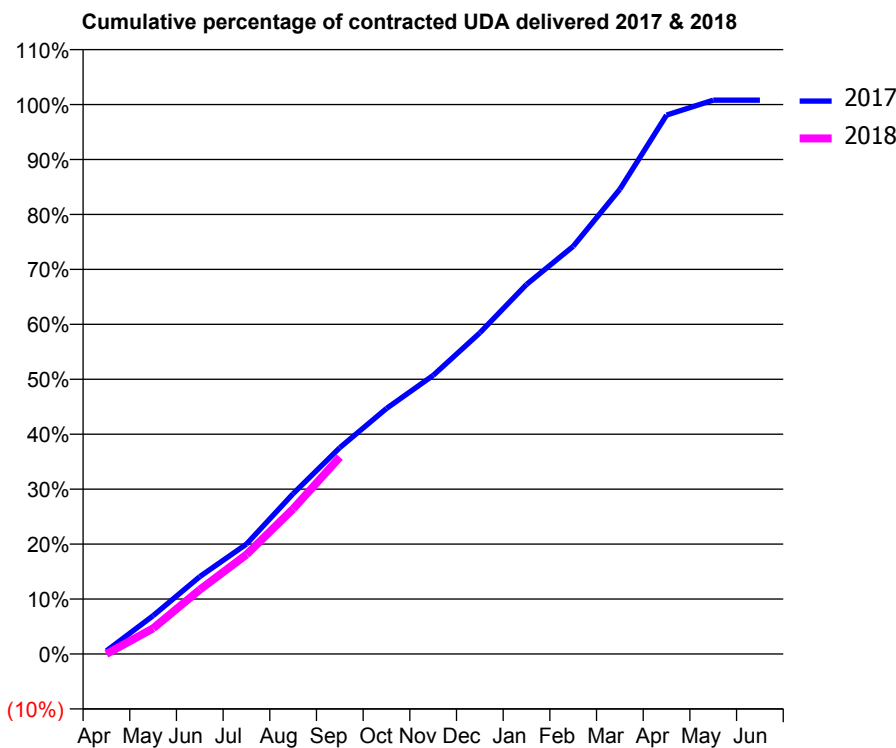
17/18 Contracted general activity (UDA)	12,076
Carry forward general activity (UDA)	0
17/18 Contracted orthodontic activity (UOA)	0
Carry forward orthodontic activity (UOA)	0
Baseline contract value	£367,260.75

ACCESS*

Patients seen in 24 months	Total	Change since previous quarter
Quarter ending September 2016	3,451	
Quarter ending December 2016	3,364	↓
Quarter ending March 2017	3,406	→
Quarter ending June 2017	3,444	→
Quarter ending September 2017	3,376	↓
Variance since September 2016	(2.2%)	↓



ACTIVITY



Month	Adjusted Scheduled Activity (UDA)	
	2017	2018
April	69	0
May	842	564
June	1,700	1,415
July	2,417	2,184
August	3,525	3,191
September	4,534	4,326
October	5,396	
November	6,123	
December	7,059	
January	8,122	
February	8,960	
March	10,213	
April	11,844	
May	12,172	
June	12,172	

QUALITY

	Quantity	Base Number	Contract	AT	Region	England
% of FP17s for the same patient ID Re-attending within 3 months - Children	68	644	10.6%	13.8%	12.8%	11.9%
% of FP17s for the same patient ID Re-attending within 3 months - Adults	447	2,343	19.1%	16.4%	16.5%	15.9%
% of FP17s for the same patient ID Re-attending between 3 & 9 months - Children	367	644	57.0%	57.5%	59.7%	58.1%
% of FP17s for the same patient ID Re-attending between 3 & 9 months - Adults	1,330	2,343	56.8%	51.4%	53.0%	50.6%
% of FP17s for Band 1 Urgent Courses	247	2,249	11.0%	10.9%	9.2%	9.1%
% of FP17s Relating to Free Repair or Replacements	16	2,249	0.7%	0.9%	1.0%	0.8%
% of FP17s Relating to Continuations	38	2,249	1.7%	1.1%	1.2%	1.1%
% of Patients satisfied with the dentistry they have received	7	7	N/A	91.2%	91.6%	91.4%
% of Patients satisfied with the time they had to wait for an appointment	4	7	N/A	86.8%	88.1%	87.7%

* This is based on patients treated on this contract for their most recent course of treatment. Figures in italics indicate the base number of FP17s or Patient Questionnaire responses are less than 100. N/A is shown where the base number of responses is less than 10 during the period. % is calculated as Quantity/Base number*100

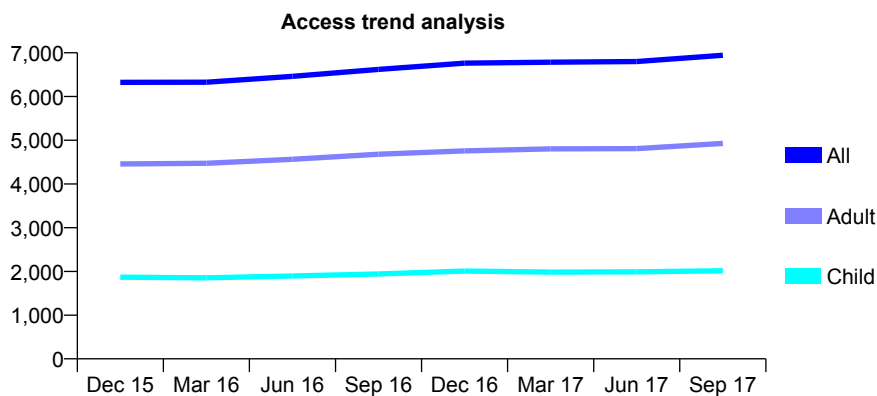
Q47 - Vital Signs At a Glance Contract Report for 148253/0001 - September 2017

Name or company name	Whitecross
Contract type name	GDS Contract
Purpose of contract	General
Contract start date	01/12/2009
Contract end date	

17/18 Contracted general activity (UDA)	21,743
Carry forward general activity (UDA)	0
17/18 Contracted orthodontic activity (UOA)	0
Carry forward orthodontic activity (UOA)	0
Baseline contract value	£524,691.42

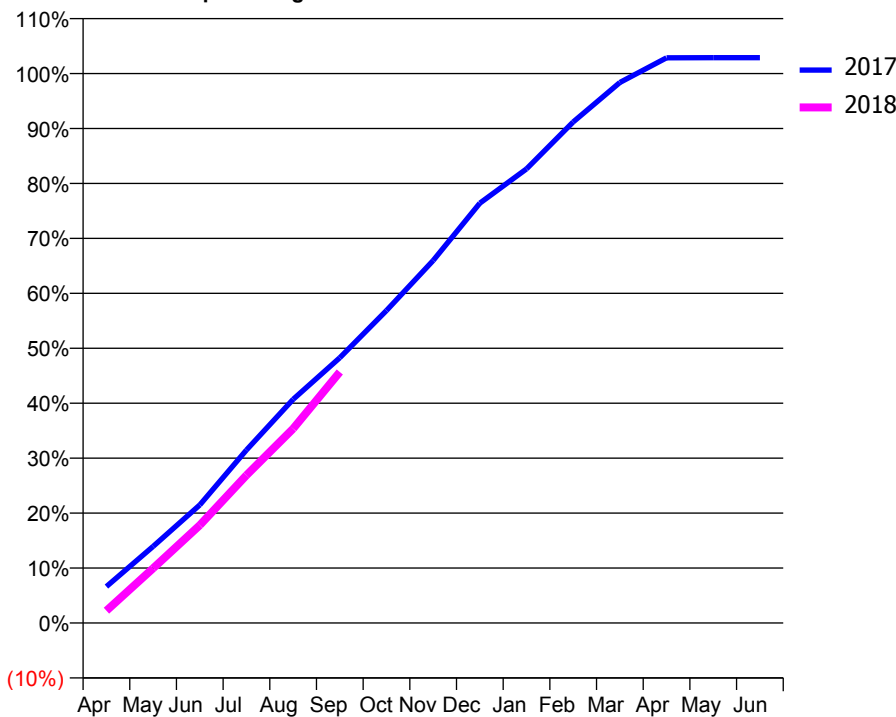
ACCESS*

Patients seen in 24 months	Total	Change since previous quarter
Quarter ending September 2016	6,621	
Quarter ending December 2016	6,764	↑
Quarter ending March 2017	6,786	→
Quarter ending June 2017	6,799	→
Quarter ending September 2017	6,944	↑
Variance since September 2016	4.9%	↑



ACTIVITY

Cumulative percentage of contracted UDA delivered 2017 & 2018



Month	Adjusted Scheduled Activity (UDA)	
	2017	2018
April	1,444	486
May	3,032	2,168
June	4,670	3,868
July	6,849	5,850
August	8,850	7,691
September	10,496	9,933
October	12,367	
November	14,343	
December	16,612	
January	17,970	
February	19,827	
March	21,389	
April	22,362	
May	22,368	
June	22,371	

QUALITY

	Quantity	Base Number	Contract	AT	Region	England
% of FP17s for the same patient ID Re-attending within 3 months - Children	118	1,665	7.1%	13.8%	12.8%	11.9%
% of FP17s for the same patient ID Re-attending within 3 months - Adults	387	3,445	11.2%	16.4%	16.5%	15.9%
% of FP17s for the same patient ID Re-attending between 3 & 9 months - Children	1,085	1,665	65.2%	57.5%	59.7%	58.1%
% of FP17s for the same patient ID Re-attending between 3 & 9 months - Adults	2,091	3,445	60.7%	51.4%	53.0%	50.6%
% of FP17s for Band 1 Urgent Courses	254	4,694	5.4%	10.9%	9.2%	9.1%
% of FP17s Relating to Free Repair or Replacements	17	4,694	0.4%	0.9%	1.0%	0.8%
% of FP17s Relating to Continuations	65	4,694	1.4%	1.1%	1.2%	1.1%
% of Patients satisfied with the dentistry they have received	12	13	92.3%	91.2%	91.6%	91.4%
% of Patients satisfied with the time they had to wait for an appointment	11	13	84.6%	86.8%	88.1%	87.7%

* This is based on patients treated on this contract for their most recent course of treatment. Figures in italics indicate the base number of FP17s or Patient Questionnaire responses are less than 100. N/A is shown where the base number of responses is less than 10 during the period. % is calculated as Quantity/Base number*100

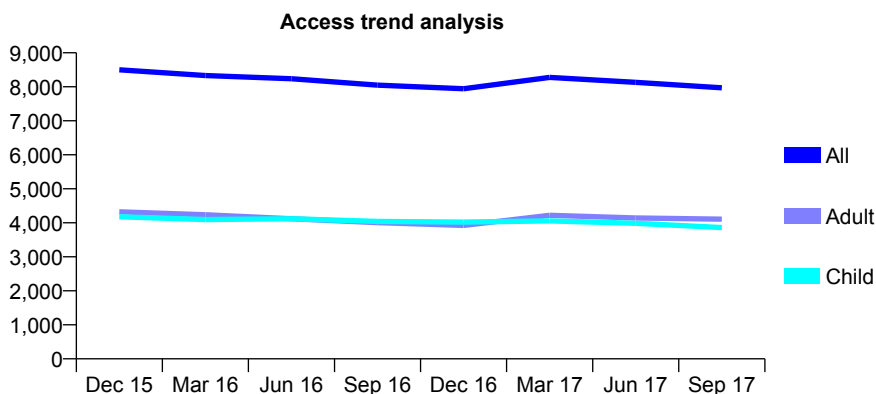
Q47 - Vital Signs At a Glance Contract Report for 148601/0001 - September 2017

Name or company name	Redbridge Associates Ltd.
Contract type name	GDS Contract
Purpose of contract	General
Contract start date	01/04/2007
Contract end date	

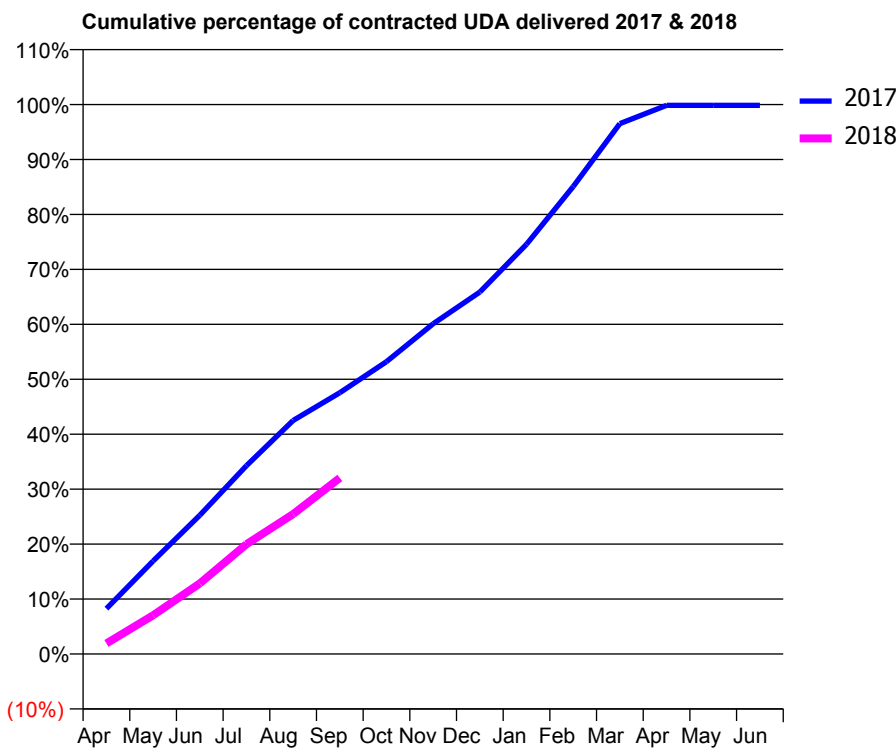
17/18 Contracted general activity (UDA)	28,527
Carry forward general activity (UDA)	0
17/18 Contracted orthodontic activity (UOA)	0
Carry forward orthodontic activity (UOA)	0
Baseline contract value	£790,568.20

ACCESS*

Patients seen in 24 months	Total	Change since previous quarter
Quarter ending September 2016	8,050	
Quarter ending December 2016	7,945	↓
Quarter ending March 2017	8,277	↑
Quarter ending June 2017	8,130	↓
Quarter ending September 2017	7,969	↓
Variance since September 2016	(1.0%)	↓



ACTIVITY



Adjusted Scheduled Activity (UDA)		
Month	2017	2018
April	2,360	549
May	4,826	2,014
June	7,206	3,668
July	9,780	5,698
August	12,127	7,264
September	13,564	9,143
October	15,176	
November	17,146	
December	18,790	
January	21,272	
February	24,268	
March	27,538	
April	28,485	
May	28,486	
June	28,486	

QUALITY

	Quantity	Base Number	Contract	AT	Region	England
% of FP17s for the same patient ID Re-attending within 3 months - Children	346	2,392	14.5%	13.8%	12.8%	11.9%
% of FP17s for the same patient ID Re-attending within 3 months - Adults	707	2,564	27.6%	16.4%	16.5%	15.9%
% of FP17s for the same patient ID Re-attending between 3 & 9 months - Children	1,230	2,392	51.4%	57.5%	59.7%	58.1%
% of FP17s for the same patient ID Re-attending between 3 & 9 months - Adults	939	2,564	36.6%	51.4%	53.0%	50.6%
% of FP17s for Band 1 Urgent Courses	1,166	4,555	25.6%	10.9%	9.2%	9.1%
% of FP17s Relating to Free Repair or Replacements	0	4,555	0.0%	0.9%	1.0%	0.8%
% of FP17s Relating to Continuations	24	4,555	0.5%	1.1%	1.2%	1.1%
% of Patients satisfied with the dentistry they have received	4	4	N/A	91.2%	91.6%	91.4%
% of Patients satisfied with the time they had to wait for an appointment	4	4	N/A	86.8%	88.1%	87.7%

* This is based on patients treated on this contract for their most recent course of treatment. Figures in italics indicate the base number of FP17s or Patient Questionnaire responses are less than 100. N/A is shown where the base number of responses is less than 10 during the period. % is calculated as Quantity/Base number*100

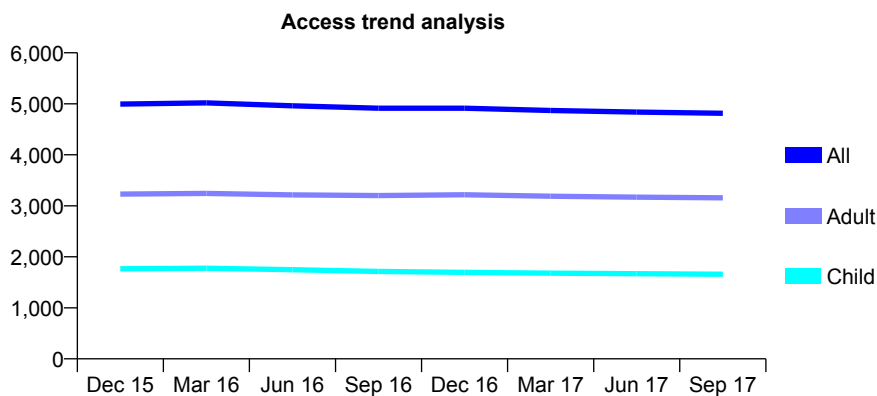
Q47 - Vital Signs At a Glance Contract Report for 149276/0001 - September 2017

Name or company name	Ivory Dental Care
Contract type name	GDS Contract
Purpose of contract	General
Contract start date	01/04/2012
Contract end date	

17/18 Contracted general activity (UDA)	14,200
Carry forward general activity (UDA)	-78
17/18 Contracted orthodontic activity (UOA)	0
Carry forward orthodontic activity (UOA)	0
Baseline contract value	£437,047.02

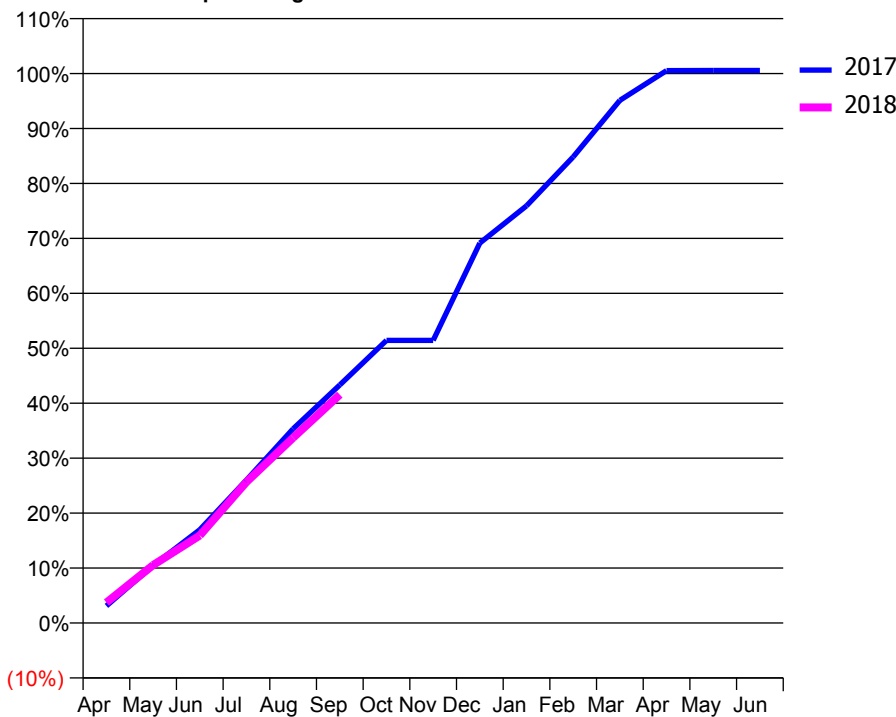
ACCESS*

Patients seen in 24 months	Total	Change since previous quarter
Quarter ending September 2016	4,915	
Quarter ending December 2016	4,913	→
Quarter ending March 2017	4,868	→
Quarter ending June 2017	4,839	→
Quarter ending September 2017	4,815	→
Variance since September 2016	(2.0%)	↓



ACTIVITY

Cumulative percentage of contracted UDA delivered 2017 & 2018



Month	Adjusted Scheduled Activity (UDA)	
	2017	2018
April	444	529
May	1,487	1,497
June	2,412	2,261
July	3,695	3,646
August	5,019	4,787
September	6,151	5,902
October	7,305	
November	7,305	
December	9,819	
January	10,781	
February	12,046	
March	13,505	
April	14,275	
May	14,278	
June	14,278	

QUALITY

	Quantity	Base Number	Contract	AT	Region	England
% of FP17s for the same patient ID Re-attending within 3 months - Children	115	1,349	8.5%	13.8%	12.8%	11.9%
% of FP17s for the same patient ID Re-attending within 3 months - Adults	463	2,426	19.1%	16.4%	16.5%	15.9%
% of FP17s for the same patient ID Re-attending between 3 & 9 months - Children	849	1,349	62.9%	57.5%	59.7%	58.1%
% of FP17s for the same patient ID Re-attending between 3 & 9 months - Adults	1,468	2,426	60.5%	51.4%	53.0%	50.6%
% of FP17s for Band 1 Urgent Courses	348	3,398	10.2%	10.9%	9.2%	9.1%
% of FP17s Relating to Free Repair or Replacements	23	3,398	0.7%	0.9%	1.0%	0.8%
% of FP17s Relating to Continuations	73	3,398	2.1%	1.1%	1.2%	1.1%
% of Patients satisfied with the dentistry they have received	9	9	N/A	91.2%	91.6%	91.4%
% of Patients satisfied with the time they had to wait for an appointment	8	9	N/A	86.8%	88.1%	87.7%

* This is based on patients treated on this contract for their most recent course of treatment. Figures in italics indicate the base number of FP17s or Patient Questionnaire responses are less than 100. N/A is shown where the base number of responses is less than 10 during the period. % is calculated as Quantity/Base number*100

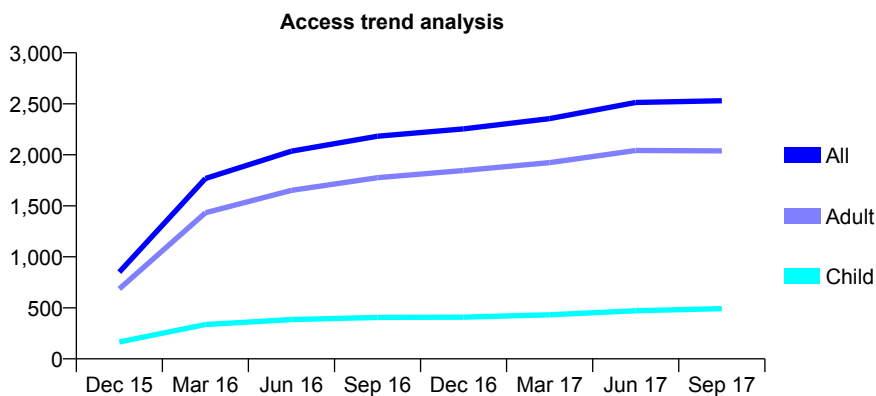
Q47 - Vital Signs At a Glance Contract Report for 151238/0001 - September 2017

Name or company name	Synergy Dental Clinic Preston Ltd
Contract type name	GDS Contract
Purpose of contract	General
Contract start date	01/09/2015
Contract end date	

17/18 Contracted general activity (UDA)	10,652
Carry forward general activity (UDA)	0
17/18 Contracted orthodontic activity (UOA)	0
Carry forward orthodontic activity (UOA)	0
Baseline contract value	£219,750.78

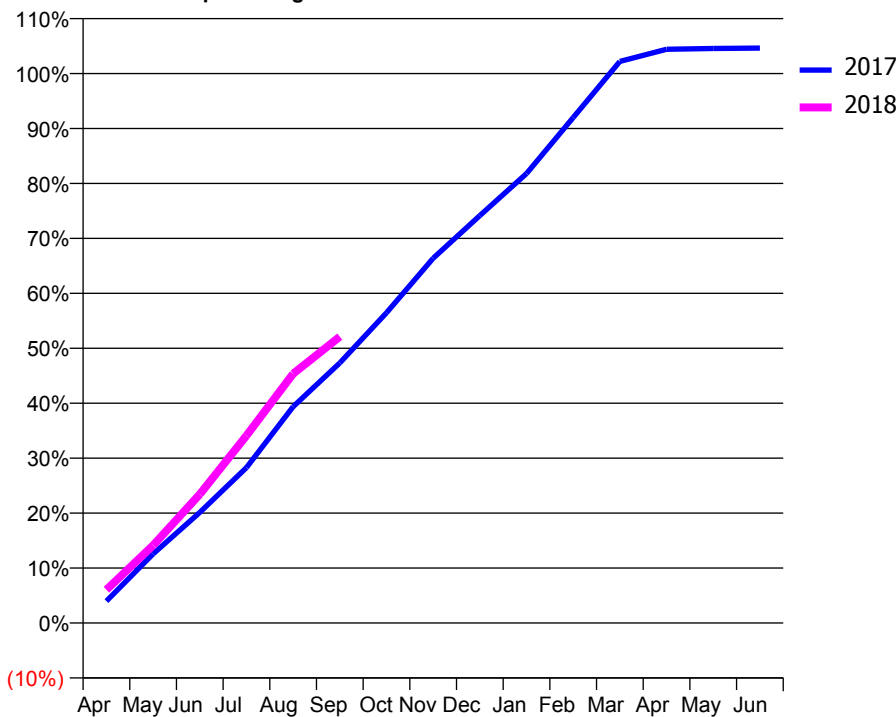
ACCESS*

Patients seen in 24 months	Total	Change since previous quarter
Quarter ending September 2016	2,182	
Quarter ending December 2016	2,254	↑
Quarter ending March 2017	2,355	↑
Quarter ending June 2017	2,513	↑
Quarter ending September 2017	2,530	→
Variance since September 2016	15.9%	↑



ACTIVITY

Cumulative percentage of contracted UDA delivered 2017 & 2018



Month	Adjusted Scheduled Activity (UDA)	
	2017	2018
April	416	645
May	1,316	1,506
June	2,105	2,496
July	2,959	3,634
August	4,117	4,833
September	4,950	5,550
October	5,906	
November	6,943	
December	7,755	
January	8,555	
February	9,622	
March	10,691	
April	10,920	
May	10,936	
June	10,945	

QUALITY

	Quantity	Base Number	Contract	AT	Region	England
% of FP17s for the same patient ID Re-attending within 3 months - Children	73	481	15.2%	13.8%	12.8%	11.9%
% of FP17s for the same patient ID Re-attending within 3 months - Adults	365	1,694	21.5%	16.4%	16.5%	15.9%
% of FP17s for the same patient ID Re-attending between 3 & 9 months - Children	244	481	50.7%	57.5%	59.7%	58.1%
% of FP17s for the same patient ID Re-attending between 3 & 9 months - Adults	962	1,694	56.8%	51.4%	53.0%	50.6%
% of FP17s for Band 1 Urgent Courses	57	2,077	2.7%	10.9%	9.2%	9.1%
% of FP17s Relating to Free Repair or Replacements	24	2,077	1.2%	0.9%	1.0%	0.8%
% of FP17s Relating to Continuations	21	2,077	1.0%	1.1%	1.2%	1.1%
% of Patients satisfied with the dentistry they have received	12	12	100.0%	91.2%	91.6%	91.4%
% of Patients satisfied with the time they had to wait for an appointment	11	12	91.7%	86.8%	88.1%	87.7%

* This is based on patients treated on this contract for their most recent course of treatment. Figures in italics indicate the base number of FP17s or Patient Questionnaire responses are less than 100. N/A is shown where the base number of responses is less than 10 during the period. % is calculated as Quantity/Base number*100

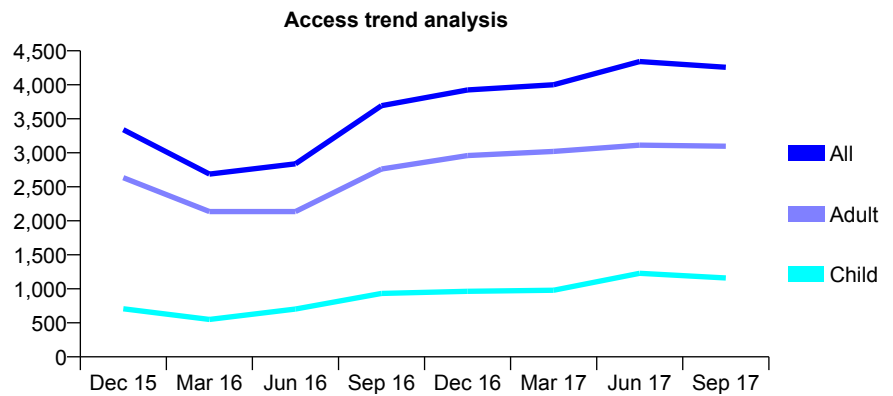
Q47 - Vital Signs At a Glance Contract Report for 151831/0001 - September 2017

Name or company name	Whitworth Dental Care Limited
Contract type name	GDS Contract
Purpose of contract	General
Contract start date	26/08/2011
Contract end date	

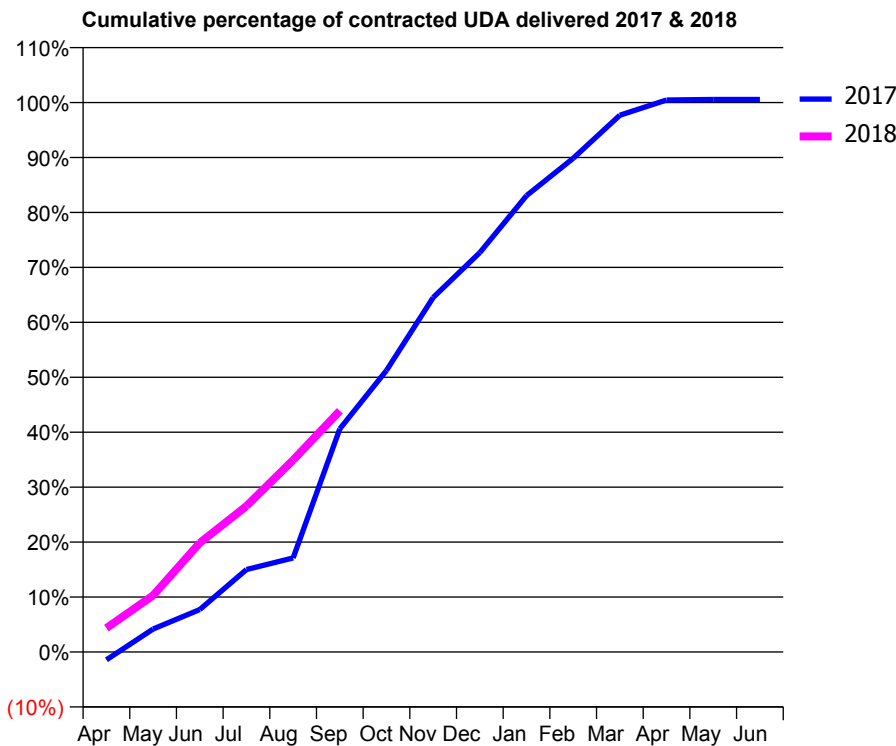
17/18 Contracted general activity (UDA)	10,612
Carry forward general activity (UDA)	0
17/18 Contracted orthodontic activity (UOA)	0
Carry forward orthodontic activity (UOA)	0
Baseline contract value	£346,026.39

ACCESS*

Patients seen in 24 months	Total	Change since previous quarter
Quarter ending September 2016	3,694	
Quarter ending December 2016	3,924	↑
Quarter ending March 2017	4,001	→
Quarter ending June 2017	4,342	↑
Quarter ending September 2017	4,257	↓
Variance since September 2016	15.2%	↑



ACTIVITY



Month	Adjusted Scheduled Activity (UDA)	
	2017	2018
April	-154	461
May	444	1,093
June	821	2,108
July	1,592	2,819
August	1,818	3,707
September	4,310	4,658
October	5,438	
November	6,847	
December	7,713	
January	8,813	
February	9,535	
March	10,368	
April	10,661	
May	10,670	
June	10,670	

QUALITY

	Quantity	Base Number	Contract	AT	Region	England
% of FP17s for the same patient ID Re-attending within 3 months - Children	113	1,327	8.5%	13.8%	12.8%	11.9%
% of FP17s for the same patient ID Re-attending within 3 months - Adults	91	1,389	6.6%	16.4%	16.5%	15.9%
% of FP17s for the same patient ID Re-attending between 3 & 9 months - Children	488	1,327	36.8%	57.5%	59.7%	58.1%
% of FP17s for the same patient ID Re-attending between 3 & 9 months - Adults	344	1,389	24.8%	51.4%	53.0%	50.6%
% of FP17s for Band 1 Urgent Courses	218	2,575	8.5%	10.9%	9.2%	9.1%
% of FP17s Relating to Free Repair or Replacements	1	2,575	0.0%	0.9%	1.0%	0.8%
% of FP17s Relating to Continuations	0	2,575	0.0%	1.1%	1.2%	1.1%
% of Patients satisfied with the dentistry they have received	16	17	94.1%	91.2%	91.6%	91.4%
% of Patients satisfied with the time they had to wait for an appointment	15	17	88.2%	86.8%	88.1%	87.7%

* This is based on patients treated on this contract for their most recent course of treatment. Figures in italics indicate the base number of FP17s or Patient Questionnaire responses are less than 100. N/A is shown where the base number of responses is less than 10 during the period. % is calculated as Quantity/Base number*100

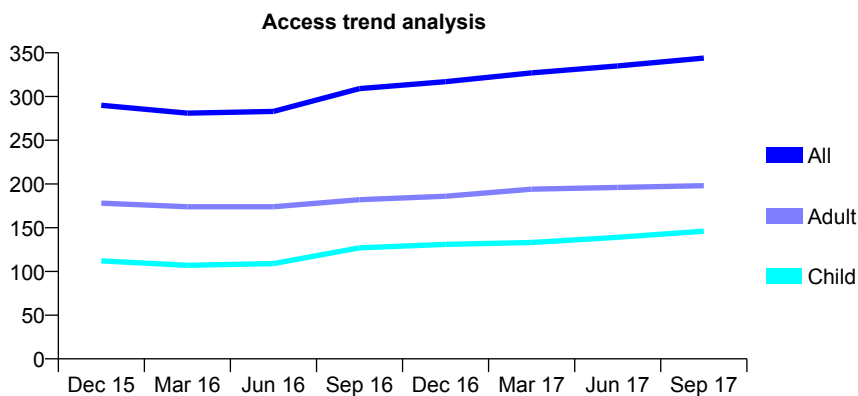
Q47 - Vital Signs At a Glance Contract Report for 152846/0001 - September 2017

Name or company name	Poulton Practice Ltd
Contract type name	GDS Contract
Purpose of contract	General
Contract start date	02/12/2009
Contract end date	

17/18 Contracted general activity (UDA)	900
Carry forward general activity (UDA)	0
17/18 Contracted orthodontic activity (UOA)	0
Carry forward orthodontic activity (UOA)	0
Baseline contract value	£25,705.72

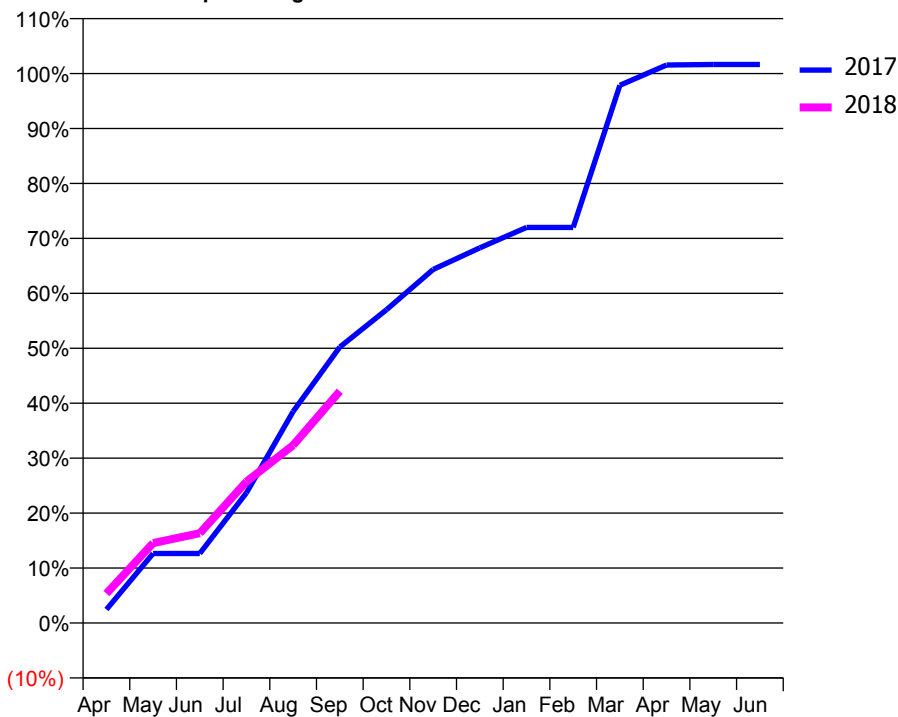
ACCESS*

Patients seen in 24 months	Total	Change since previous quarter
Quarter ending September 2016	309	
Quarter ending December 2016	317	↑
Quarter ending March 2017	327	↑
Quarter ending June 2017	335	↑
Quarter ending September 2017	344	↑
Variance since September 2016	11.3%	↑



ACTIVITY

Cumulative percentage of contracted UDA delivered 2017 & 2018



Month	Adjusted Scheduled Activity (UDA)	
	2017	2018
April	22	48
May	114	131
June	114	147
July	213	232
August	346	291
September	452	380
October	513	
November	579	
December	614	
January	648	
February	648	
March	881	
April	914	
May	915	
June	915	

QUALITY

	Quantity	Base Number	Contract	AT	Region	England
% of FP17s for the same patient ID Re-attending within 3 months - Children	8	131	6.1%	13.8%	12.8%	11.9%
% of FP17s for the same patient ID Re-attending within 3 months - Adults	15	144	10.4%	16.4%	16.5%	15.9%
% of FP17s for the same patient ID Re-attending between 3 & 9 months - Children	69	131	52.7%	57.5%	59.7%	58.1%
% of FP17s for the same patient ID Re-attending between 3 & 9 months - Adults	95	144	66.0%	51.4%	53.0%	50.6%
% of FP17s for Band 1 Urgent Courses	13	249	5.2%	10.9%	9.2%	9.1%
% of FP17s Relating to Free Repair or Replacements	2	249	0.8%	0.9%	1.0%	0.8%
% of FP17s Relating to Continuations	1	249	0.4%	1.1%	1.2%	1.1%
% of Patients satisfied with the dentistry they have received	1	1	N/A	91.2%	91.6%	91.4%
% of Patients satisfied with the time they had to wait for an appointment	1	1	N/A	86.8%	88.1%	87.7%

* This is based on patients treated on this contract for their most recent course of treatment. Figures in italics indicate the base number of FP17s or Patient Questionnaire responses are less than 100. N/A is shown where the base number of responses is less than 10 during the period. % is calculated as Quantity/Base number*100

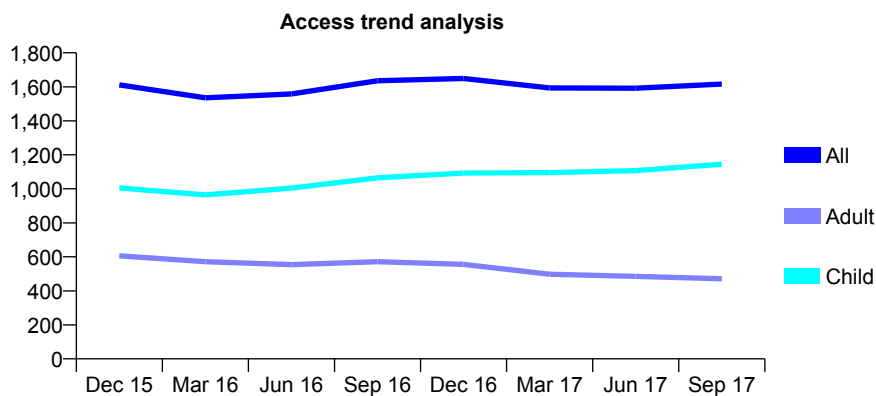
Q47 - Vital Signs At a Glance Contract Report for 155810/0001 - September 2017

Name or company name	Antley Villa Partnership
Contract type name	GDS Contract
Purpose of contract	General
Contract start date	01/04/2010
Contract end date	

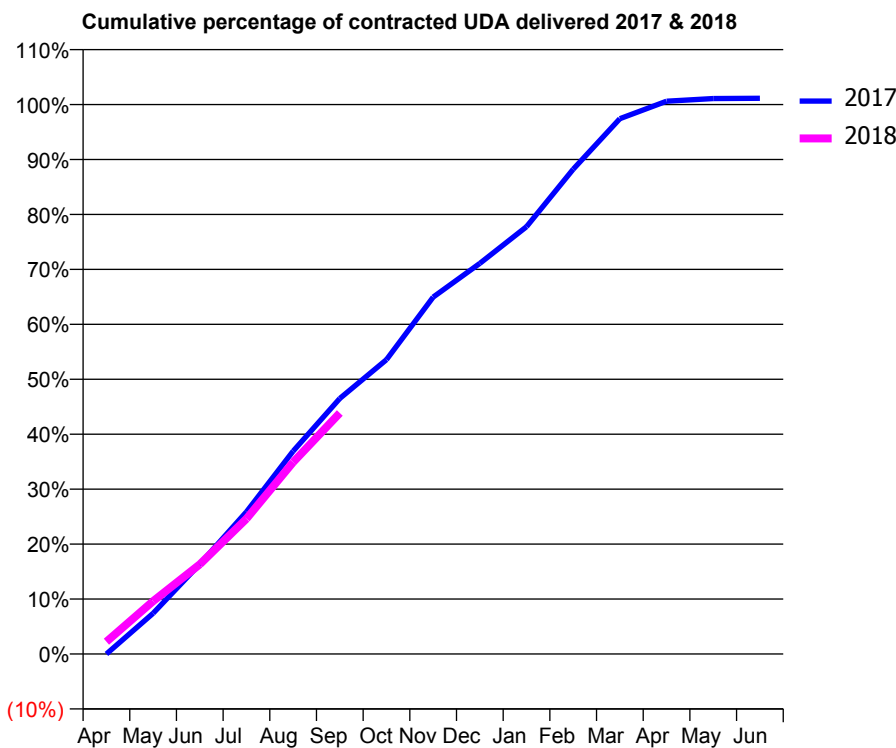
17/18 Contracted general activity (UDA)	5,201
Carry forward general activity (UDA)	-59
17/18 Contracted orthodontic activity (UOA)	0
Carry forward orthodontic activity (UOA)	0
Baseline contract value	£113,841.65

ACCESS*

Patients seen in 24 months	Total	Change since previous quarter
Quarter ending September 2016	1,636	
Quarter ending December 2016	1,649	→
Quarter ending March 2017	1,593	↓
Quarter ending June 2017	1,592	→
Quarter ending September 2017	1,616	→
Variance since September 2016	(1.2%)	↓



ACTIVITY



Month	Adjusted Scheduled Activity (UDA)	
	2017	2018
April	1	116
May	385	500
June	851	849
July	1,347	1,280
August	1,921	1,815
September	2,419	2,281
October	2,787	
November	3,378	
December	3,697	
January	4,044	
February	4,589	
March	5,067	
April	5,232	
May	5,257	
June	5,260	

QUALITY

	Quantity	Base Number	Contract	AT	Region	England
% of FP17s for the same patient ID Re-attending within 3 months - Children	121	1,122	10.8%	13.8%	12.8%	11.9%
% of FP17s for the same patient ID Re-attending within 3 months - Adults	62	298	20.8%	16.4%	16.5%	15.9%
% of FP17s for the same patient ID Re-attending between 3 & 9 months - Children	731	1,122	65.2%	57.5%	59.7%	58.1%
% of FP17s for the same patient ID Re-attending between 3 & 9 months - Adults	195	298	65.4%	51.4%	53.0%	50.6%
% of FP17s for Band 1 Urgent Courses	75	1,313	5.7%	10.9%	9.2%	9.1%
% of FP17s Relating to Free Repair or Replacements	0	1,313	0.0%	0.9%	1.0%	0.8%
% of FP17s Relating to Continuations	11	1,313	0.8%	1.1%	1.2%	1.1%
% of Patients satisfied with the dentistry they have received	0	2	N/A	91.2%	91.6%	91.4%
% of Patients satisfied with the time they had to wait for an appointment	2	2	N/A	86.8%	88.1%	87.7%

* This is based on patients treated on this contract for their most recent course of treatment. Figures in italics indicate the base number of FP17s or Patient Questionnaire responses are less than 100. N/A is shown where the base number of responses is less than 10 during the period. % is calculated as Quantity/Base number*100

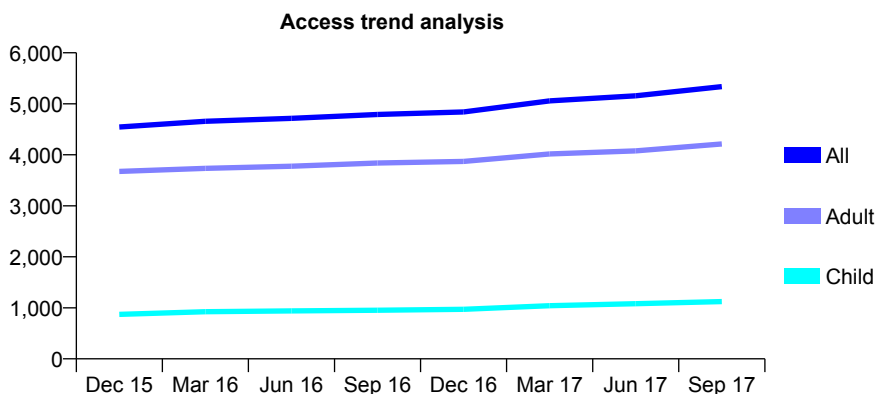
Q47 - Vital Signs At a Glance Contract Report for 156507/0001 - September 2017

Name or company name	Padiham Dental Practice
Contract type name	GDS Contract
Purpose of contract	General
Contract start date	01/11/2012
Contract end date	

17/18 Contracted general activity (UDA)	18,384
Carry forward general activity (UDA)	1,536
17/18 Contracted orthodontic activity (UOA)	0
Carry forward orthodontic activity (UOA)	0
Baseline contract value	£536,517.87

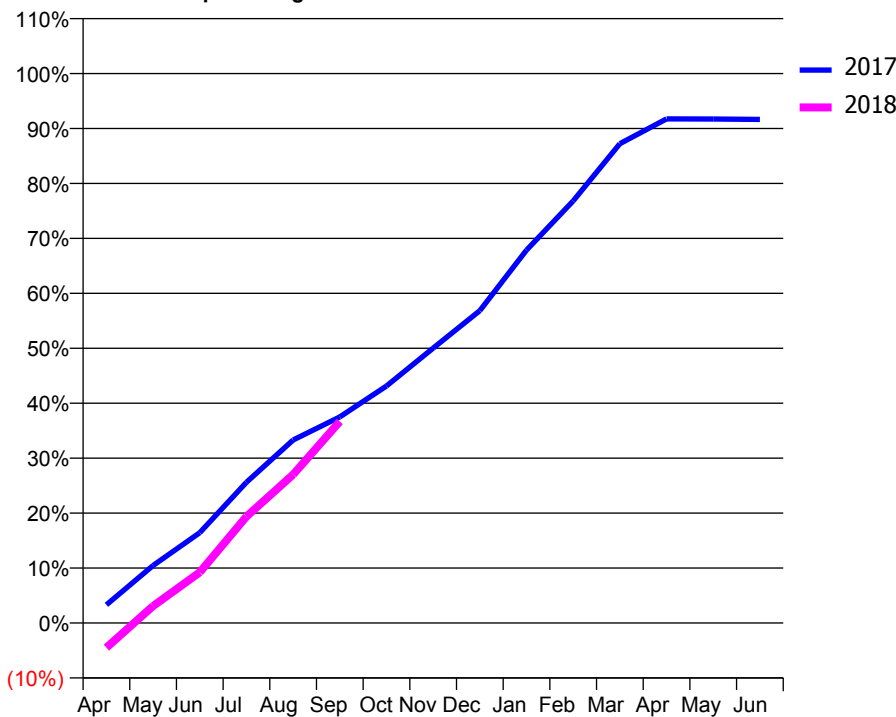
ACCESS*

Patients seen in 24 months	Total	Change since previous quarter
Quarter ending September 2016	4,790	
Quarter ending December 2016	4,841	→
Quarter ending March 2017	5,057	↑
Quarter ending June 2017	5,157	→
Quarter ending September 2017	5,336	↑
Variance since September 2016	11.4%	↑



ACTIVITY

Cumulative percentage of contracted UDA delivered 2017 & 2018



Adjusted Scheduled Activity (UDA)

Month	2017	2018
April	611	-829
May	1,926	568
June	3,023	1,696
July	4,709	3,561
August	6,123	4,970
September	6,897	6,742
October	7,929	
November	9,196	
December	10,448	
January	12,476	
February	14,120	
March	16,036	
April	16,867	
May	16,859	
June	16,848	

QUALITY

	Quantity	Base Number	Contract	AT	Region	England
% of FP17s for the same patient ID Re-attending within 3 months - Children	88	991	8.9%	13.8%	12.8%	11.9%
% of FP17s for the same patient ID Re-attending within 3 months - Adults	404	3,284	12.3%	16.4%	16.5%	15.9%
% of FP17s for the same patient ID Re-attending between 3 & 9 months - Children	550	991	55.5%	57.5%	59.7%	58.1%
% of FP17s for the same patient ID Re-attending between 3 & 9 months - Adults	2,009	3,284	61.2%	51.4%	53.0%	50.6%
% of FP17s for Band 1 Urgent Courses	260	3,957	6.6%	10.9%	9.2%	9.1%
% of FP17s Relating to Free Repair or Replacements	91	3,957	2.3%	0.9%	1.0%	0.8%
% of FP17s Relating to Continuations	32	3,957	0.8%	1.1%	1.2%	1.1%
% of Patients satisfied with the dentistry they have received	12	12	100.0%	91.2%	91.6%	91.4%
% of Patients satisfied with the time they had to wait for an appointment	12	12	100.0%	86.8%	88.1%	87.7%

* This is based on patients treated on this contract for their most recent course of treatment. Figures in italics indicate the base number of FP17s or Patient Questionnaire responses are less than 100. N/A is shown where the base number of responses is less than 10 during the period. % is calculated as Quantity/Base number*100

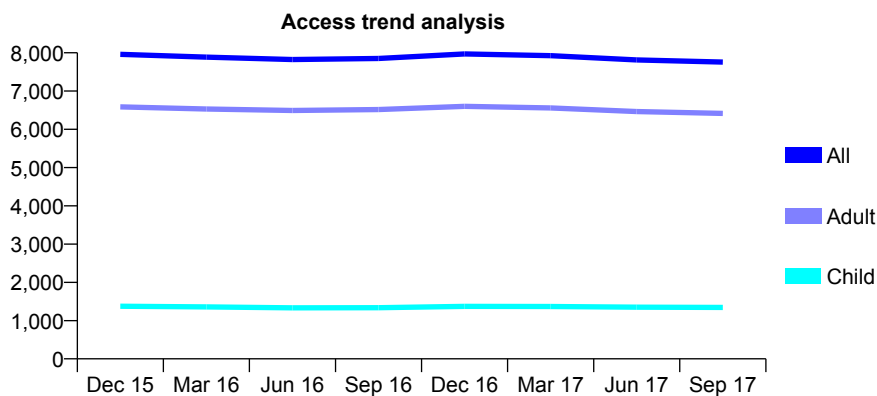
Q47 - Vital Signs At a Glance Contract Report for 157228/0001 - September 2017

Name or company name	Safehands Dental Care
Contract type name	GDS Contract
Purpose of contract	General
Contract start date	01/04/2013
Contract end date	

17/18 Contracted general activity (UDA)	24,091
Carry forward general activity (UDA)	0
17/18 Contracted orthodontic activity (UOA)	0
Carry forward orthodontic activity (UOA)	0
Baseline contract value	£536,599.12

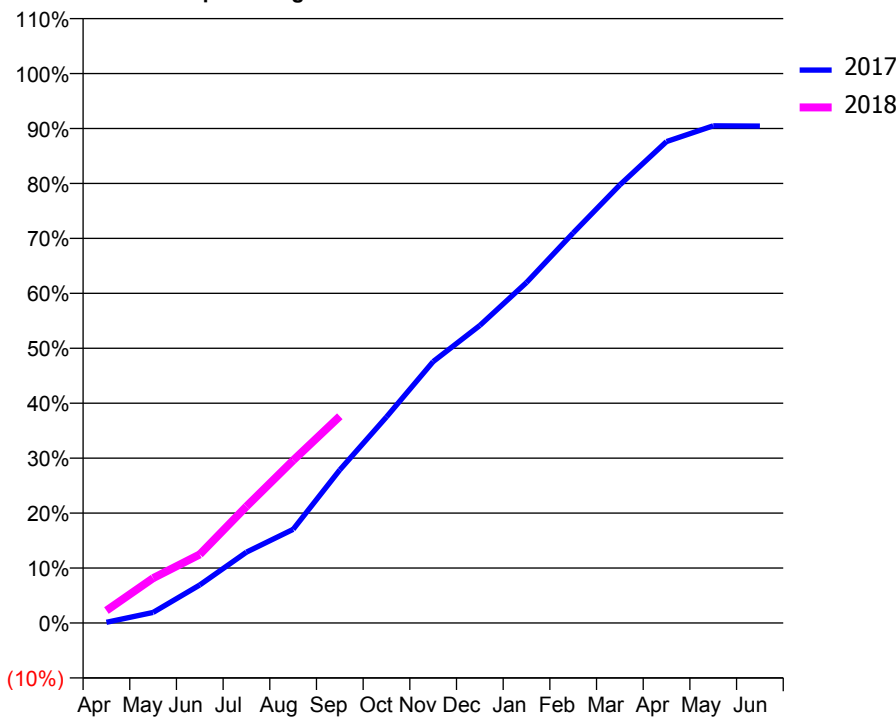
ACCESS*

Patients seen in 24 months	Total	Change since previous quarter
Quarter ending September 2016	7,853	
Quarter ending December 2016	7,972	→
Quarter ending March 2017	7,925	→
Quarter ending June 2017	7,814	↓
Quarter ending September 2017	7,759	→
Variance since September 2016	(1.2%)	↓



ACTIVITY

Cumulative percentage of contracted UDA delivered 2017 & 2018



Month	Adjusted Scheduled Activity (UDA)	
	2017	2018
April	30	548
May	463	1,969
June	1,671	3,010
July	3,109	5,115
August	4,105	7,129
September	6,712	9,063
October	9,036	
November	11,463	
December	13,048	
January	14,929	
February	17,104	
March	19,207	
April	21,109	
May	21,800	
June	21,788	

QUALITY

	Quantity	Base Number	Contract	AT	Region	England
% of FP17s for the same patient ID Re-attending within 3 months - Children	52	955	5.4%	13.8%	12.8%	11.9%
% of FP17s for the same patient ID Re-attending within 3 months - Adults	546	4,204	13.0%	16.4%	16.5%	15.9%
% of FP17s for the same patient ID Re-attending between 3 & 9 months - Children	494	955	51.7%	57.5%	59.7%	58.1%
% of FP17s for the same patient ID Re-attending between 3 & 9 months - Adults	2,113	4,204	50.3%	51.4%	53.0%	50.6%
% of FP17s for Band 1 Urgent Courses	387	4,093	9.5%	10.9%	9.2%	9.1%
% of FP17s Relating to Free Repair or Replacements	74	4,093	1.8%	0.9%	1.0%	0.8%
% of FP17s Relating to Continuations	9	4,093	0.2%	1.1%	1.2%	1.1%
% of Patients satisfied with the dentistry they have received	24	26	92.3%	91.2%	91.6%	91.4%
% of Patients satisfied with the time they had to wait for an appointment	21	26	80.8%	86.8%	88.1%	87.7%

* This is based on patients treated on this contract for their most recent course of treatment. Figures in italics indicate the base number of FP17s or Patient Questionnaire responses are less than 100. N/A is shown where the base number of responses is less than 10 during the period. % is calculated as Quantity/Base number*100

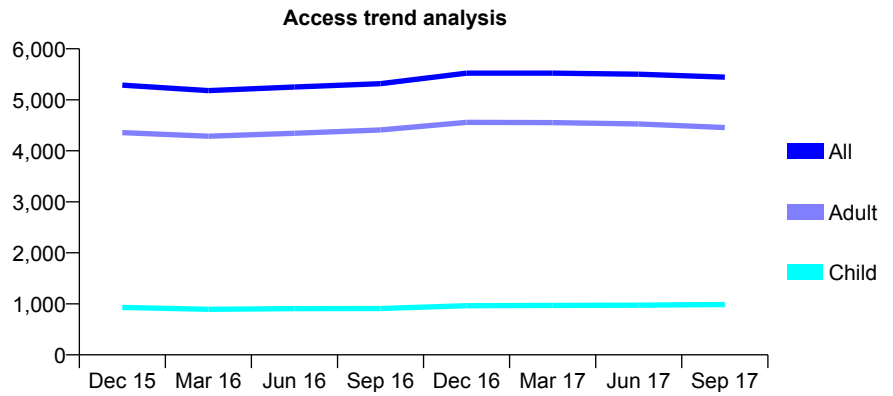
Q47 - Vital Signs At a Glance Contract Report for 157333/0001 - September 2017

Name or company name	IDH
Contract type name	GDS Contract
Purpose of contract	General
Contract start date	01/04/2013
Contract end date	

17/18 Contracted general activity (UDA)	15,064
Carry forward general activity (UDA)	0
17/18 Contracted orthodontic activity (UOA)	0
Carry forward orthodontic activity (UOA)	0
Baseline contract value	£332,649.40

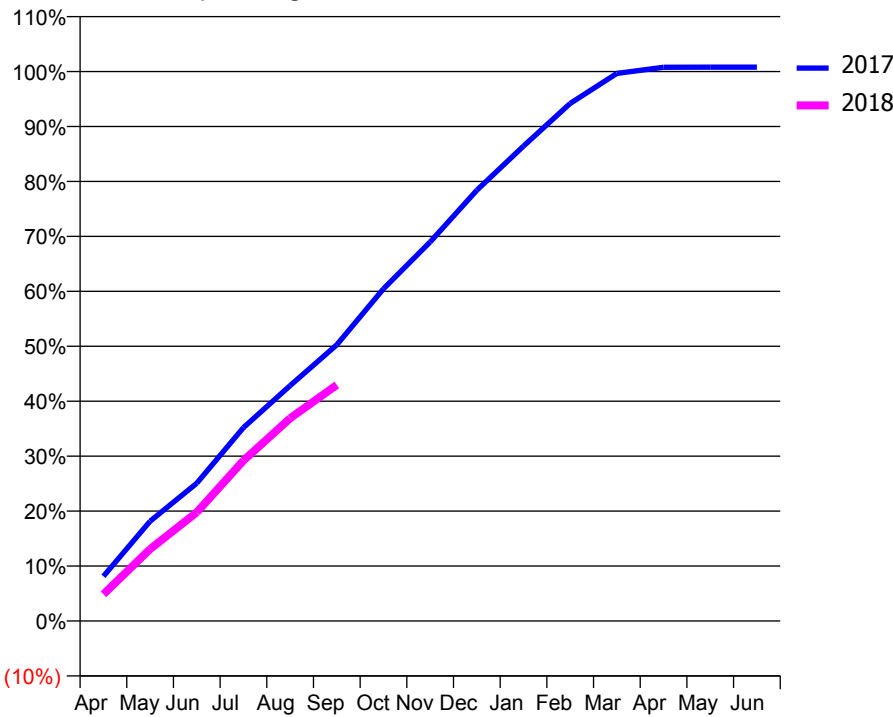
ACCESS*

Patients seen in 24 months	Total	Change since previous quarter
Quarter ending September 2016	5,316	
Quarter ending December 2016	5,523	↑
Quarter ending March 2017	5,522	→
Quarter ending June 2017	5,502	→
Quarter ending September 2017	5,444	↓
Variance since September 2016	2.4%	↑



ACTIVITY

Cumulative percentage of contracted UDA delivered 2017 & 2018



Month	Adjusted Scheduled Activity (UDA)	
	2017	2018
April	1,227	733
May	2,735	1,973
June	3,779	2,980
July	5,303	4,400
August	6,454	5,557
September	7,572	6,471
October	9,107	
November	10,392	
December	11,809	
January	13,020	
February	14,190	
March	15,011	
April	15,180	
May	15,185	
June	15,185	

QUALITY

	Quantity	Base Number	Contract	AT	Region	England
% of FP17s for the same patient ID Re-attending within 3 months - Children	40	650	6.2%	13.8%	12.8%	11.9%
% of FP17s for the same patient ID Re-attending within 3 months - Adults	339	2,741	12.4%	16.4%	16.5%	15.9%
% of FP17s for the same patient ID Re-attending between 3 & 9 months - Children	415	650	63.8%	57.5%	59.7%	58.1%
% of FP17s for the same patient ID Re-attending between 3 & 9 months - Adults	1,387	2,741	50.6%	51.4%	53.0%	50.6%
% of FP17s for Band 1 Urgent Courses	219	3,311	6.6%	10.9%	9.2%	9.1%
% of FP17s Relating to Free Repair or Replacements	15	3,311	0.5%	0.9%	1.0%	0.8%
% of FP17s Relating to Continuations	46	3,311	1.4%	1.1%	1.2%	1.1%
% of Patients satisfied with the dentistry they have received	12	12	100.0%	91.2%	91.6%	91.4%
% of Patients satisfied with the time they had to wait for an appointment	9	12	75.0%	86.8%	88.1%	87.7%

* This is based on patients treated on this contract for their most recent course of treatment. Figures in italics indicate the base number of FP17s or Patient Questionnaire responses are less than 100. N/A is shown where the base number of responses is less than 10 during the period. % is calculated as Quantity/Base number*100

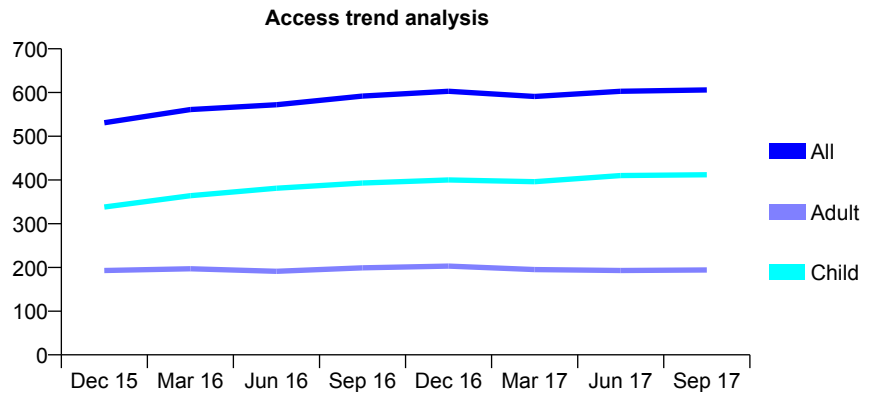
Q47 - Vital Signs At a Glance Contract Report for 158739/0001 - September 2017

Name or company name	Colne Dental Care
Contract type name	GDS Contract
Purpose of contract	General
Contract start date	01/04/2009
Contract end date	

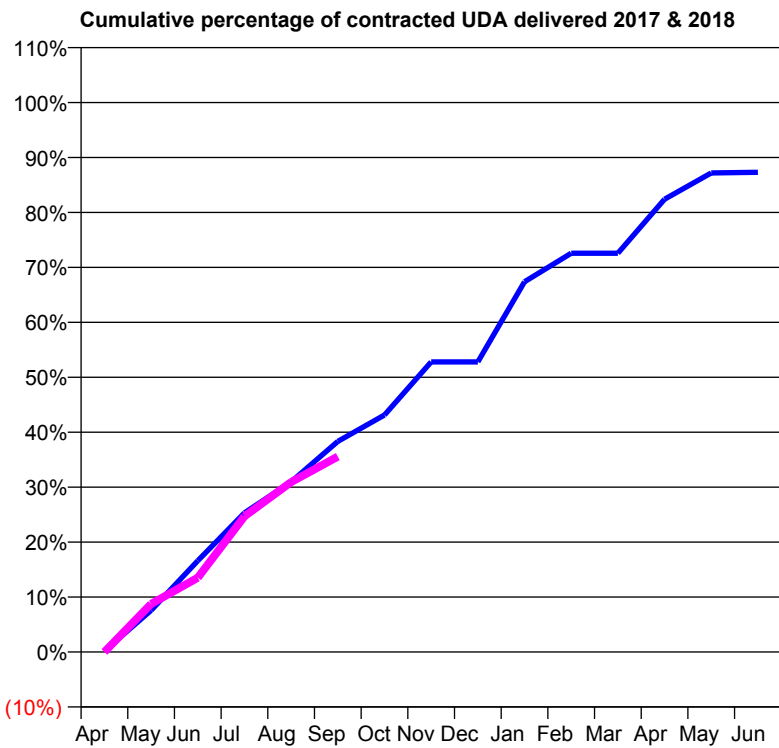
17/18 Contracted general activity (UDA)	2,150
Carry forward general activity (UDA)	0
17/18 Contracted orthodontic activity (UOA)	0
Carry forward orthodontic activity (UOA)	0
Baseline contract value	£49,676.97

ACCESS*

Patients seen in 24 months	Total	Change since previous quarter
Quarter ending September 2016	592	
Quarter ending December 2016	603	→
Quarter ending March 2017	591	↓
Quarter ending June 2017	603	↑
Quarter ending September 2017	606	→
Variance since September 2016	2.4%	↑



ACTIVITY



Month	Adjusted Scheduled Activity (UDA)	
	2017	2018
April	4	0
May	163	188
June	357	291
July	545	531
August	666	665
September	824	765
October	928	
November	1,135	
December	1,135	
January	1,448	
February	1,560	
March	1,560	
April	1,772	
May	1,874	
June	1,877	

QUALITY

	Quantity	Base Number	Contract	AT	Region	England
% of FP17s for the same patient ID Re-attending within 3 months - Children	84	487	17.2%	13.8%	12.8%	11.9%
% of FP17s for the same patient ID Re-attending within 3 months - Adults	31	124	25.0%	16.4%	16.5%	15.9%
% of FP17s for the same patient ID Re-attending between 3 & 9 months - Children	278	487	57.1%	57.5%	59.7%	58.1%
% of FP17s for the same patient ID Re-attending between 3 & 9 months - Adults	61	124	49.2%	51.4%	53.0%	50.6%
% of FP17s for Band 1 Urgent Courses	28	421	6.7%	10.9%	9.2%	9.1%
% of FP17s Relating to Free Repair or Replacements	0	421	0.0%	0.9%	1.0%	0.8%
% of FP17s Relating to Continuations	1	421	0.2%	1.1%	1.2%	1.1%
% of Patients satisfied with the dentistry they have received	1	1	N/A	91.2%	91.6%	91.4%
% of Patients satisfied with the time they had to wait for an appointment	0	1	N/A	86.8%	88.1%	87.7%

* This is based on patients treated on this contract for their most recent course of treatment. Figures in italics indicate the base number of FP17s or Patient Questionnaire responses are less than 100. N/A is shown where the base number of responses is less than 10 during the period. % is calculated as Quantity/Base number*100

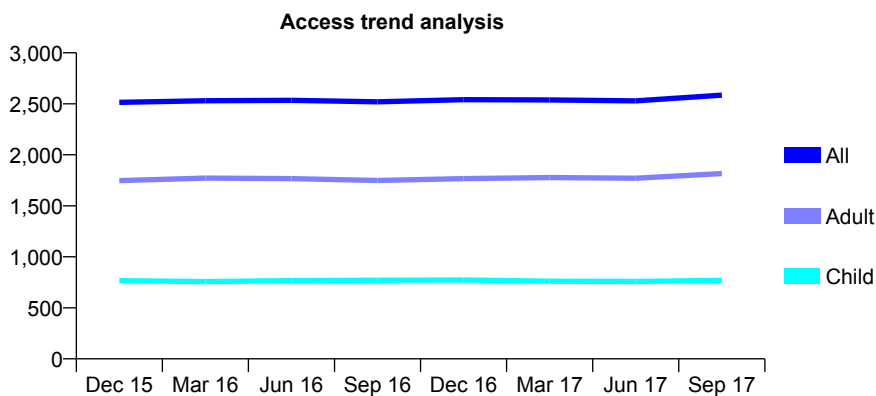
Q47 - Vital Signs At a Glance Contract Report for 159468/0001 - September 2017

Name or company name	Eccleston Dental Practice (Ltd)
Contract type name	GDS Contract
Purpose of contract	General
Contract start date	01/04/2008
Contract end date	

17/18 Contracted general activity (UDA)	10,559
Carry forward general activity (UDA)	-43
17/18 Contracted orthodontic activity (UOA)	0
Carry forward orthodontic activity (UOA)	0
Baseline contract value	£290,401.70

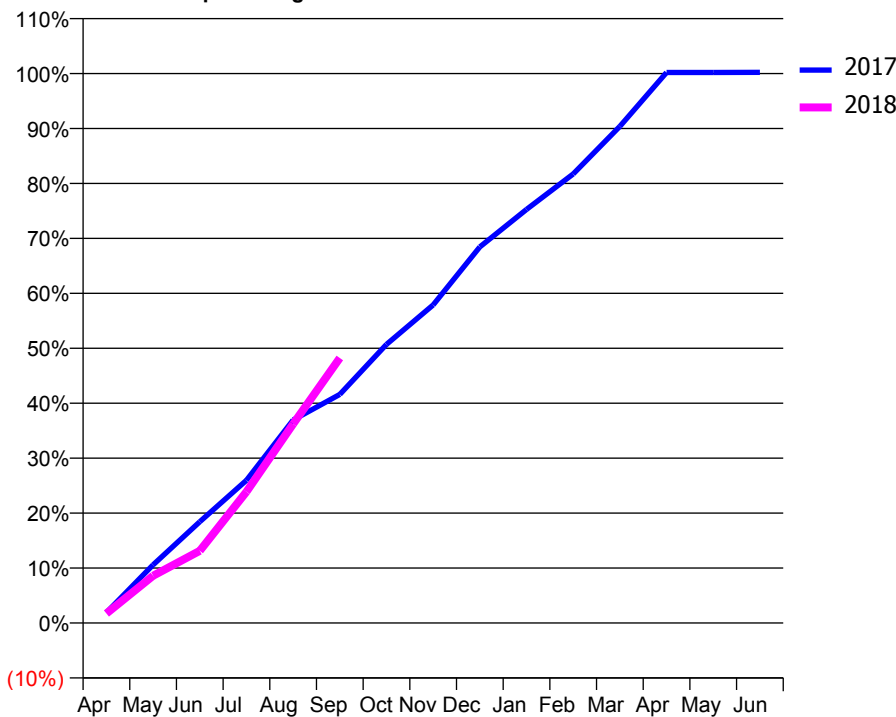
ACCESS*

Patients seen in 24 months	Total	Change since previous quarter
Quarter ending September 2016	2,519	
Quarter ending December 2016	2,540	→
Quarter ending March 2017	2,538	→
Quarter ending June 2017	2,529	→
Quarter ending September 2017	2,585	↑
Variance since September 2016	2.6%	↑



ACTIVITY

Cumulative percentage of contracted UDA delivered 2017 & 2018



Month	Adjusted Scheduled Activity (UDA)	
	2017	2018
April	202	183
May	1,118	907
June	1,946	1,388
July	2,743	2,524
August	3,901	3,824
September	4,394	5,093
October	5,353	
November	6,113	
December	7,228	
January	7,947	
February	8,629	
March	9,544	
April	10,578	
May	10,578	
June	10,581	

QUALITY

	Quantity	Base Number	Contract	AT	Region	England
% of FP17s for the same patient ID Re-attending within 3 months - Children	83	721	11.5%	13.8%	12.8%	11.9%
% of FP17s for the same patient ID Re-attending within 3 months - Adults	391	1,695	23.1%	16.4%	16.5%	15.9%
% of FP17s for the same patient ID Re-attending between 3 & 9 months - Children	418	721	58.0%	57.5%	59.7%	58.1%
% of FP17s for the same patient ID Re-attending between 3 & 9 months - Adults	871	1,695	51.4%	51.4%	53.0%	50.6%
% of FP17s for Band 1 Urgent Courses	176	2,105	8.4%	10.9%	9.2%	9.1%
% of FP17s Relating to Free Repair or Replacements	39	2,105	1.9%	0.9%	1.0%	0.8%
% of FP17s Relating to Continuations	61	2,105	2.9%	1.1%	1.2%	1.1%
% of Patients satisfied with the dentistry they have received	7	10	70.0%	91.2%	91.6%	91.4%
% of Patients satisfied with the time they had to wait for an appointment	9	10	90.0%	86.8%	88.1%	87.7%

* This is based on patients treated on this contract for their most recent course of treatment. Figures in italics indicate the base number of FP17s or Patient Questionnaire responses are less than 100. N/A is shown where the base number of responses is less than 10 during the period. % is calculated as Quantity/Base number*100

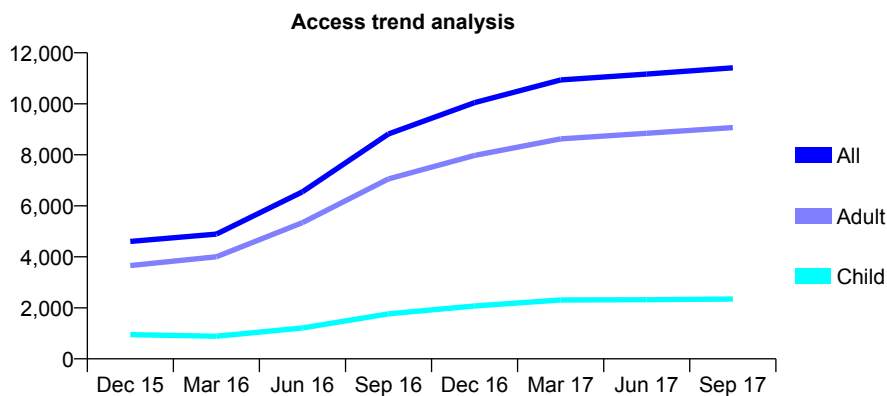
Q47 - Vital Signs At a Glance Contract Report for 159859/0001 - September 2017

Name or company name	Hardhorn Dental Practice
Contract type name	GDS Contract
Purpose of contract	General
Contract start date	01/04/2015
Contract end date	

17/18 Contracted general activity (UDA)	39,516
Carry forward general activity (UDA)	0
17/18 Contracted orthodontic activity (UOA)	0
Carry forward orthodontic activity (UOA)	0
Baseline contract value	£1,150,185.07

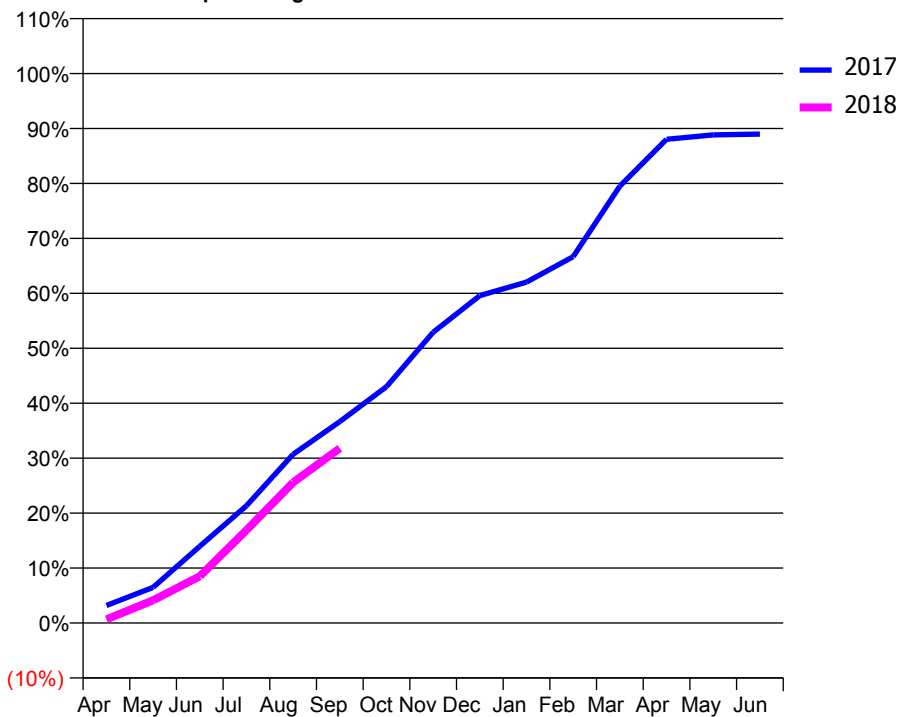
ACCESS*

Patients seen in 24 months	Total	Change since previous quarter
Quarter ending September 2016	8,819	
Quarter ending December 2016	10,049	↑
Quarter ending March 2017	10,936	↑
Quarter ending June 2017	11,167	↑
Quarter ending September 2017	11,413	↑
Variance since September 2016	29.4%	↑



ACTIVITY

Cumulative percentage of contracted UDA delivered 2017 & 2018



Month	Adjusted Scheduled Activity (UDA)	
	2017	2018
April	1,262	268
May	2,568	1,632
June	5,518	3,359
July	8,434	6,679
August	12,133	10,112
September	14,482	12,563
October	17,001	
November	20,913	
December	23,544	
January	24,514	
February	26,348	
March	31,416	
April	34,782	
May	35,098	
June	35,163	

QUALITY

	Quantity	Base Number	Contract	AT	Region	England
% of FP17s for the same patient ID Re-attending within 3 months - Children	162	1,844	8.8%	13.8%	12.8%	11.9%
% of FP17s for the same patient ID Re-attending within 3 months - Adults	953	6,537	14.6%	16.4%	16.5%	15.9%
% of FP17s for the same patient ID Re-attending between 3 & 9 months - Children	1,102	1,844	59.8%	57.5%	59.7%	58.1%
% of FP17s for the same patient ID Re-attending between 3 & 9 months - Adults	3,678	6,537	56.3%	51.4%	53.0%	50.6%
% of FP17s for Band 1 Urgent Courses	565	6,375	8.9%	10.9%	9.2%	9.1%
% of FP17s Relating to Free Repair or Replacements	40	6,375	0.6%	0.9%	1.0%	0.8%
% of FP17s Relating to Continuations	33	6,375	0.5%	1.1%	1.2%	1.1%
% of Patients satisfied with the dentistry they have received	19	23	82.6%	91.2%	91.6%	91.4%
% of Patients satisfied with the time they had to wait for an appointment	22	23	95.7%	86.8%	88.1%	87.7%

* This is based on patients treated on this contract for their most recent course of treatment. Figures in italics indicate the base number of FP17s or Patient Questionnaire responses are less than 100. N/A is shown where the base number of responses is less than 10 during the period. % is calculated as Quantity/Base number*100

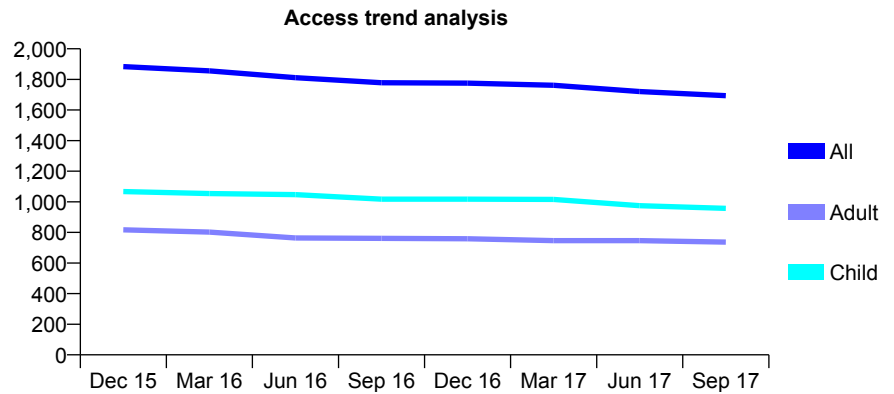
Q47 - Vital Signs At a Glance Contract Report for 161470/0001 - September 2017

Name or company name	Cottage Dental Practice
Contract type name	GDS Contract
Purpose of contract	General
Contract start date	01/01/2011
Contract end date	

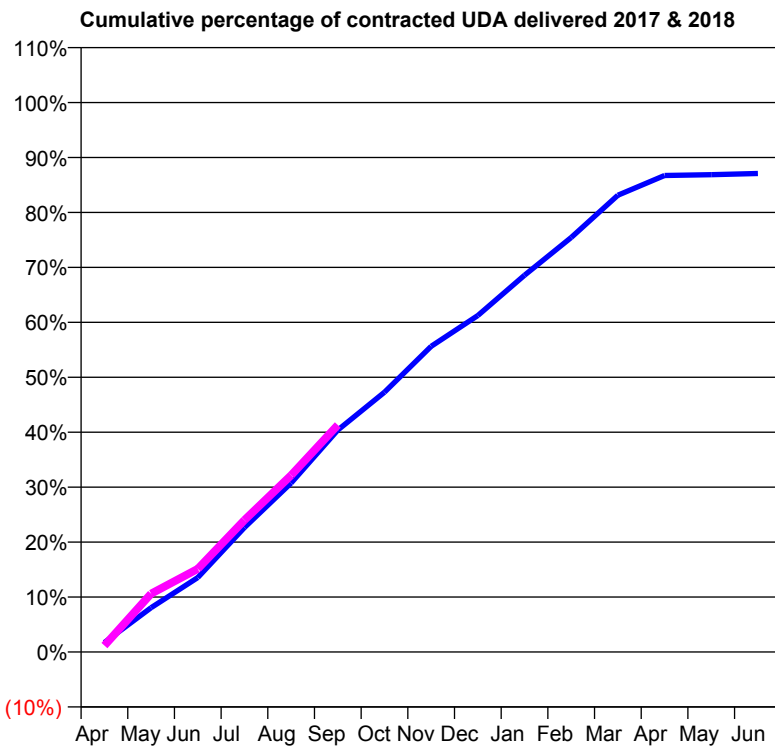
17/18 Contracted general activity (UDA)	5,004
Carry forward general activity (UDA)	0
17/18 Contracted orthodontic activity (UOA)	0
Carry forward orthodontic activity (UOA)	0
Baseline contract value	£147,474.28

ACCESS*

Patients seen in 24 months	Total	Change since previous quarter
Quarter ending September 2016	1,778	
Quarter ending December 2016	1,776	→
Quarter ending March 2017	1,762	→
Quarter ending June 2017	1,721	↓
Quarter ending September 2017	1,694	↓
Variance since September 2016	(4.7%)	↓



ACTIVITY



Month	Adjusted Scheduled Activity (UDA)	
	2017	2018
April	86	59
May	404	532
June	678	757
July	1,133	1,202
August	1,539	1,610
September	2,021	2,067
October	2,366	
November	2,784	
December	3,065	
January	3,431	
February	3,774	
March	4,160	
April	4,339	
May	4,347	
June	4,358	

QUALITY

	Quantity	Base Number	Contract	AT	Region	England
% of FP17s for the same patient ID Re-attending within 3 months - Children	197	1,090	18.1%	13.8%	12.8%	11.9%
% of FP17s for the same patient ID Re-attending within 3 months - Adults	75	474	15.8%	16.4%	16.5%	15.9%
% of FP17s for the same patient ID Re-attending between 3 & 9 months - Children	732	1,090	67.2%	57.5%	59.7%	58.1%
% of FP17s for the same patient ID Re-attending between 3 & 9 months - Adults	296	474	62.4%	51.4%	53.0%	50.6%
% of FP17s for Band 1 Urgent Courses	66	1,415	4.7%	10.9%	9.2%	9.1%
% of FP17s Relating to Free Repair or Replacements	2	1,415	0.1%	0.9%	1.0%	0.8%
% of FP17s Relating to Continuations	7	1,415	0.5%	1.1%	1.2%	1.1%
% of Patients satisfied with the dentistry they have received	3	3	N/A	91.2%	91.6%	91.4%
% of Patients satisfied with the time they had to wait for an appointment	3	3	N/A	86.8%	88.1%	87.7%

* This is based on patients treated on this contract for their most recent course of treatment. Figures in italics indicate the base number of FP17s or Patient Questionnaire responses are less than 100. N/A is shown where the base number of responses is less than 10 during the period. % is calculated as Quantity/Base number*100

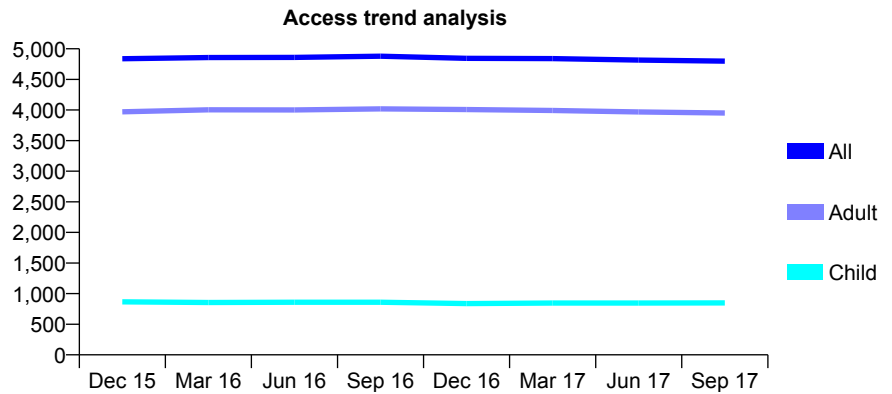
Q47 - Vital Signs At a Glance Contract Report for 164143/0001 - September 2017

Name or company name	Warner Dental Practice Partnership
Contract type name	GDS Contract
Purpose of contract	General
Contract start date	01/08/2013
Contract end date	

17/18 Contracted general activity (UDA)	15,296
Carry forward general activity (UDA)	0
17/18 Contracted orthodontic activity (UOA)	0
Carry forward orthodontic activity (UOA)	0
Baseline contract value	£405,349.94

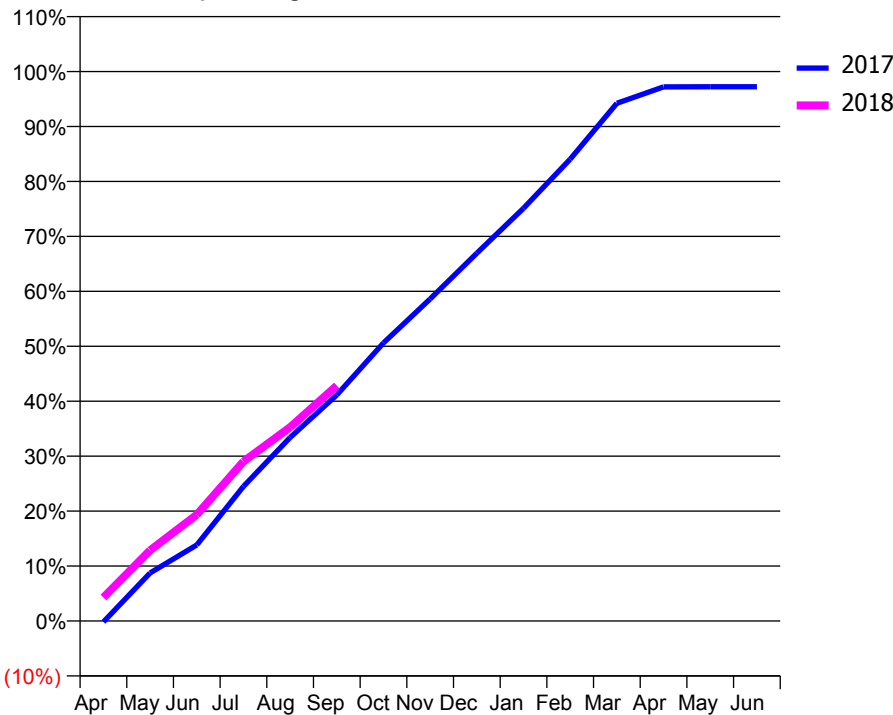
ACCESS*

Patients seen in 24 months	Total	Change since previous quarter
Quarter ending September 2016	4,879	
Quarter ending December 2016	4,844	→
Quarter ending March 2017	4,839	→
Quarter ending June 2017	4,815	→
Quarter ending September 2017	4,799	→
Variance since September 2016	(1.6%)	↓



ACTIVITY

Cumulative percentage of contracted UDA delivered 2017 & 2018



Month	Adjusted Scheduled Activity (UDA)	
	2017	2018
April	-29	653
May	1,339	1,970
June	2,116	2,959
July	3,747	4,440
August	5,110	5,393
September	6,294	6,552
October	7,743	
November	8,967	
December	10,238	
January	11,491	
February	12,857	
March	14,412	
April	14,868	
May	14,870	
June	14,870	

QUALITY

	Quantity	Base Number	Contract	AT	Region	England
% of FP17s for the same patient ID Re-attending within 3 months - Children	22	596	3.7%	13.8%	12.8%	11.9%
% of FP17s for the same patient ID Re-attending within 3 months - Adults	348	2,665	13.1%	16.4%	16.5%	15.9%
% of FP17s for the same patient ID Re-attending between 3 & 9 months - Children	318	596	53.4%	57.5%	59.7%	58.1%
% of FP17s for the same patient ID Re-attending between 3 & 9 months - Adults	1,283	2,665	48.1%	51.4%	53.0%	50.6%
% of FP17s for Band 1 Urgent Courses	202	3,068	6.6%	10.9%	9.2%	9.1%
% of FP17s Relating to Free Repair or Replacements	24	3,068	0.8%	0.9%	1.0%	0.8%
% of FP17s Relating to Continuations	46	3,068	1.5%	1.1%	1.2%	1.1%
% of Patients satisfied with the dentistry they have received	18	20	90.0%	91.2%	91.6%	91.4%
% of Patients satisfied with the time they had to wait for an appointment	12	20	60.0%	86.8%	88.1%	87.7%

* This is based on patients treated on this contract for their most recent course of treatment. Figures in italics indicate the base number of FP17s or Patient Questionnaire responses are less than 100. N/A is shown where the base number of responses is less than 10 during the period. % is calculated as Quantity/Base number*100

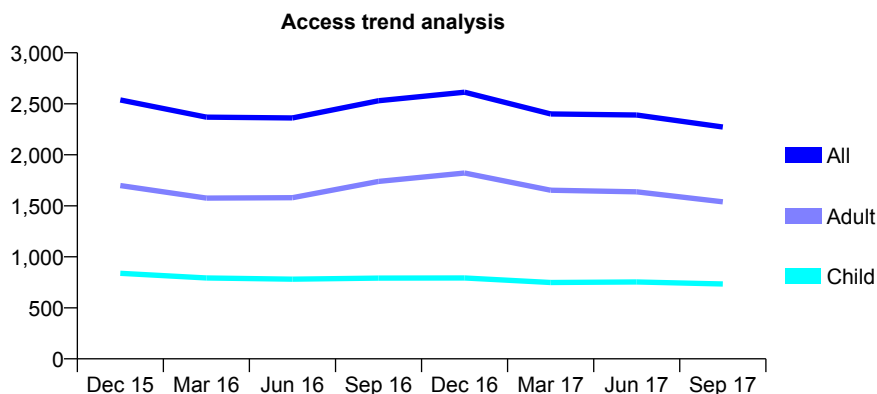
Q47 - Vital Signs At a Glance Contract Report for 166537/0001 - September 2017

Name or company name	Shaw and Dhariwal - Rishton Dental Centre
Contract type name	GDS Contract
Purpose of contract	General and Orthodontic
Contract start date	01/08/2010
Contract end date	

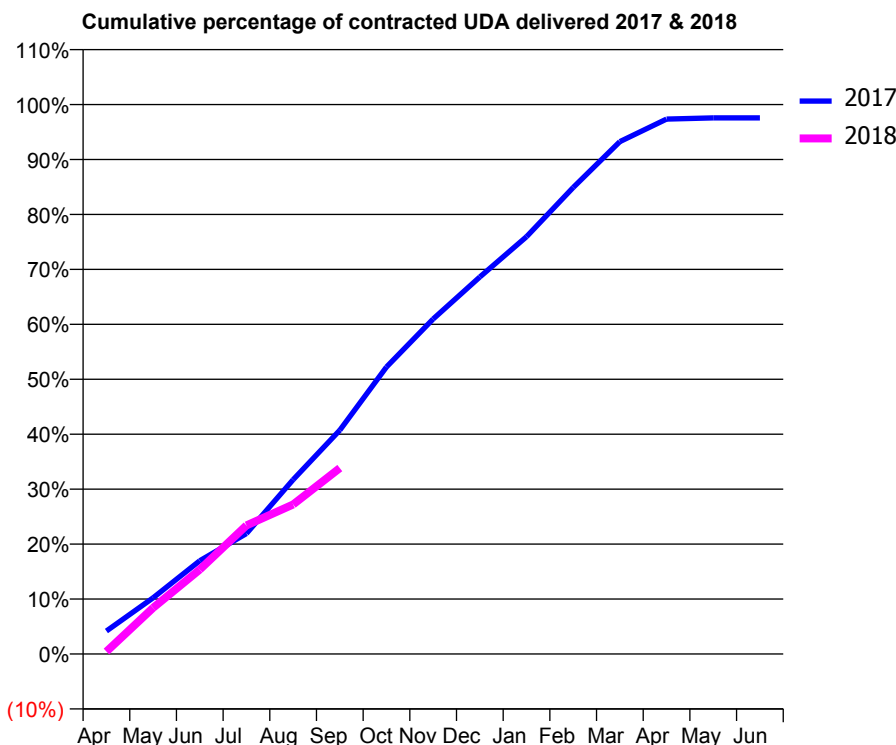
17/18 Contracted general activity (UDA)	6,200
Carry forward general activity (UDA)	0
17/18 Contracted orthodontic activity (UOA)	146
Carry forward orthodontic activity (UOA)	0
Baseline contract value	£202,790.93

ACCESS*

Patients seen in 24 months	Total	Change since previous quarter
Quarter ending September 2016	2,530	
Quarter ending December 2016	2,614	↑
Quarter ending March 2017	2,401	↓
Quarter ending June 2017	2,390	→
Quarter ending September 2017	2,273	↓
Variance since September 2016	(10.2%)	↓



ACTIVITY



Month	Adjusted Scheduled Activity (UDA)	
	2017	2018
April	260	28
May	634	522
June	1,052	953
July	1,360	1,451
August	1,967	1,687
September	2,526	2,098
October	3,238	
November	3,781	
December	4,254	
January	4,708	
February	5,263	
March	5,781	
April	6,035	
May	6,050	
June	6,048	

QUALITY

	Quantity	Base Number	Contract	AT	Region	England
% of FP17s for the same patient ID Re-attending within 3 months - Children	20	504	4.0%	13.8%	12.8%	11.9%
% of FP17s for the same patient ID Re-attending within 3 months - Adults	75	594	12.6%	16.4%	16.5%	15.9%
% of FP17s for the same patient ID Re-attending between 3 & 9 months - Children	241	504	47.8%	57.5%	59.7%	58.1%
% of FP17s for the same patient ID Re-attending between 3 & 9 months - Adults	258	594	43.4%	51.4%	53.0%	50.6%
% of FP17s for Band 1 Urgent Courses	81	951	8.5%	10.9%	9.2%	9.1%
% of FP17s Relating to Free Repair or Replacements	2	951	0.2%	0.9%	1.0%	0.8%
% of FP17s Relating to Continuations	1	951	0.1%	1.1%	1.2%	1.1%
% of Patients satisfied with the dentistry they have received	3	3	N/A	91.2%	91.6%	91.4%
% of Patients satisfied with the time they had to wait for an appointment	3	3	N/A	86.8%	88.1%	87.7%

* This is based on patients treated on this contract for their most recent course of treatment. Figures in italics indicate the base number of FP17s or Patient Questionnaire responses are less than 100. N/A is shown where the base number of responses is less than 10 during the period. % is calculated as Quantity/Base number*100

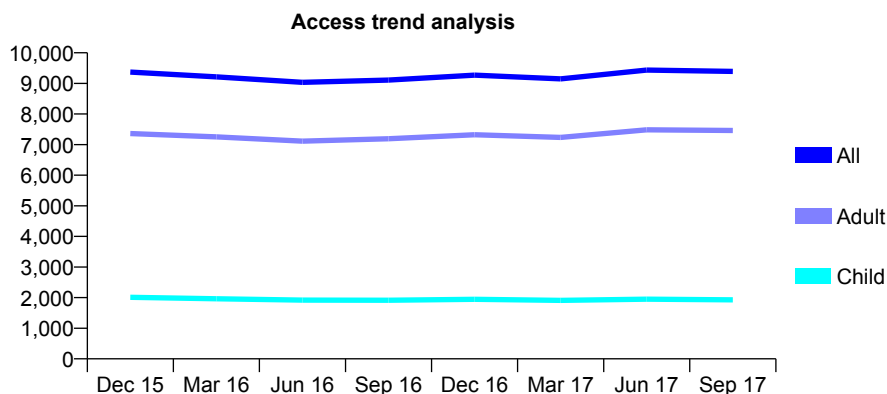
Q47 - Vital Signs At a Glance Contract Report for 167339/0001 - September 2017

Name or company name	St Annes Dental Clinic Ltd
Contract type name	GDS Contract
Purpose of contract	General
Contract start date	06/04/2013
Contract end date	

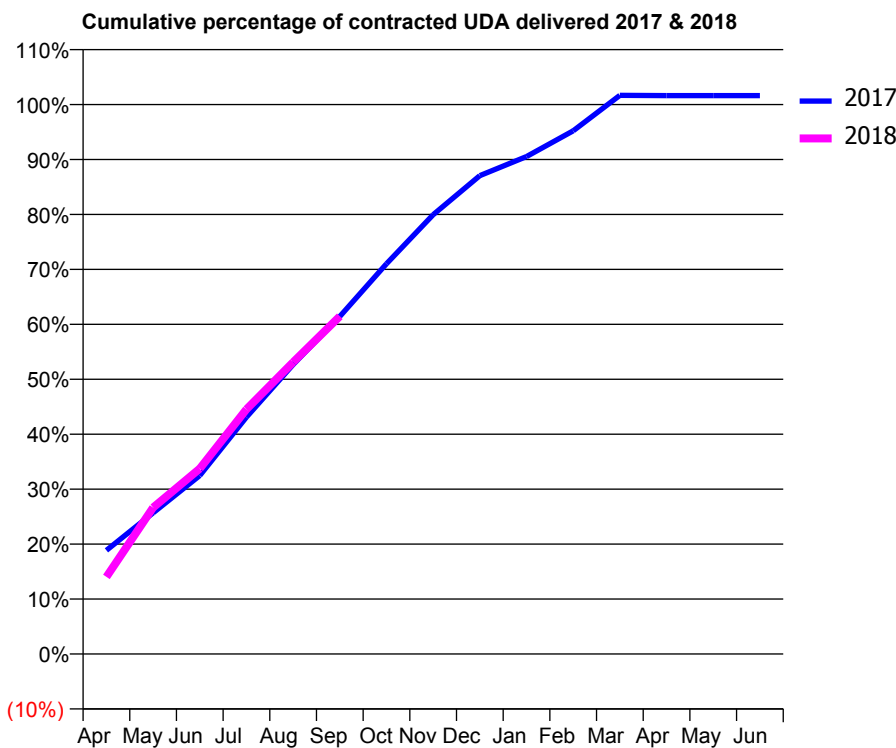
17/18 Contracted general activity (UDA)	27,421
Carry forward general activity (UDA)	0
17/18 Contracted orthodontic activity (UOA)	0
Carry forward orthodontic activity (UOA)	0
Baseline contract value	£875,950.02

ACCESS*

Patients seen in 24 months	Total	Change since previous quarter
Quarter ending September 2016	9,108	
Quarter ending December 2016	9,268	→
Quarter ending March 2017	9,148	↓
Quarter ending June 2017	9,434	↑
Quarter ending September 2017	9,394	→
Variance since September 2016	3.1%	↑



ACTIVITY



Month	Adjusted Scheduled Activity (UDA)	
	2017	2018
April	5,175	3,850
May	7,044	7,311
June	8,908	9,255
July	11,822	12,216
August	14,443	14,561
September	16,845	16,854
October	19,471	
November	21,925	
December	23,873	
January	24,823	
February	26,108	
March	27,878	
April	27,863	
May	27,866	
June	27,866	

QUALITY

	Quantity	Base Number	Contract	AT	Region	England
% of FP17s for the same patient ID Re-attending within 3 months - Children	87	1,522	5.7%	13.8%	12.8%	11.9%
% of FP17s for the same patient ID Re-attending within 3 months - Adults	875	6,083	14.4%	16.4%	16.5%	15.9%
% of FP17s for the same patient ID Re-attending between 3 & 9 months - Children	733	1,522	48.2%	57.5%	59.7%	58.1%
% of FP17s for the same patient ID Re-attending between 3 & 9 months - Adults	3,054	6,083	50.2%	51.4%	53.0%	50.6%
% of FP17s for Band 1 Urgent Courses	519	7,609	6.8%	10.9%	9.2%	9.1%
% of FP17s Relating to Free Repair or Replacements	43	7,609	0.6%	0.9%	1.0%	0.8%
% of FP17s Relating to Continuations	77	7,609	1.0%	1.1%	1.2%	1.1%
% of Patients satisfied with the dentistry they have received	21	22	95.5%	91.2%	91.6%	91.4%
% of Patients satisfied with the time they had to wait for an appointment	19	22	86.4%	86.8%	88.1%	87.7%

* This is based on patients treated on this contract for their most recent course of treatment. Figures in italics indicate the base number of FP17s or Patient Questionnaire responses are less than 100. N/A is shown where the base number of responses is less than 10 during the period. % is calculated as Quantity/Base number*100

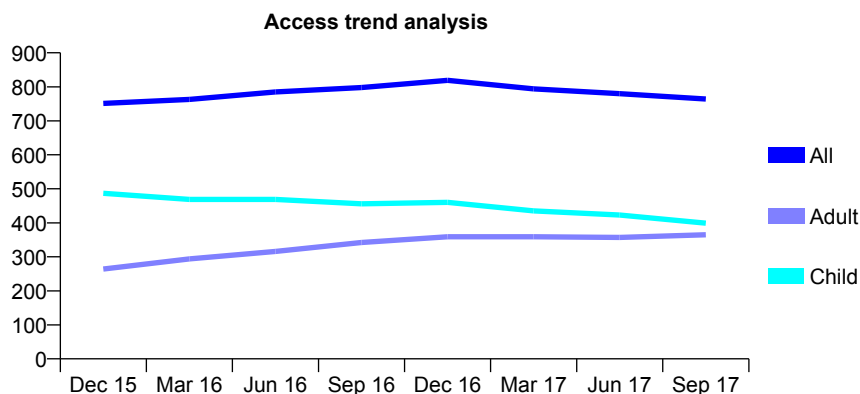
Q47 - Vital Signs At a Glance Contract Report for 167711/0001 - September 2017

Name or company name	Bridge Dental Practice
Contract type name	GDS Contract
Purpose of contract	General and Orthodontic
Contract start date	01/09/2014
Contract end date	

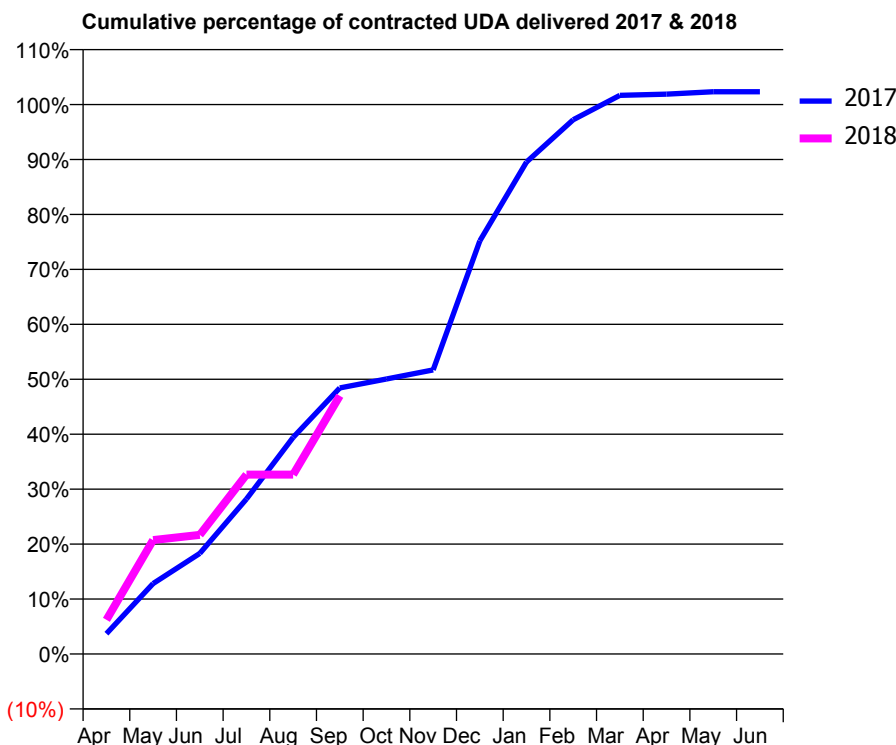
17/18 Contracted general activity (UDA)	2,000
Carry forward general activity (UDA)	0
17/18 Contracted orthodontic activity (UOA)	617
Carry forward orthodontic activity (UOA)	0
Baseline contract value	£81,809.31

ACCESS*

Patients seen in 24 months	Total	Change since previous quarter
Quarter ending September 2016	798	
Quarter ending December 2016	819	↑
Quarter ending March 2017	794	↓
Quarter ending June 2017	780	↓
Quarter ending September 2017	764	↓
Variance since September 2016	(4.3%)	↓



ACTIVITY



Adjusted Scheduled Activity (UDA)		
Month	2017	2018
April	74	125
May	257	415
June	366	434
July	564	653
August	788	653
September	969	940
October	1,001	
November	1,034	
December	1,504	
January	1,791	
February	1,945	
March	2,033	
April	2,038	
May	2,047	
June	2,047	

QUALITY

	Quantity	Base Number	Contract	AT	Region	England
% of FP17s for the same patient ID Re-attending within 3 months - Children	57	313	18.2%	13.8%	12.8%	11.9%
% of FP17s for the same patient ID Re-attending within 3 months - Adults	58	232	25.0%	16.4%	16.5%	15.9%
% of FP17s for the same patient ID Re-attending between 3 & 9 months - Children	122	313	39.0%	57.5%	59.7%	58.1%
% of FP17s for the same patient ID Re-attending between 3 & 9 months - Adults	81	232	34.9%	51.4%	53.0%	50.6%
% of FP17s for Band 1 Urgent Courses	70	480	14.6%	10.9%	9.2%	9.1%
% of FP17s Relating to Free Repair or Replacements	0	480	0.0%	0.9%	1.0%	0.8%
% of FP17s Relating to Continuations	0	480	0.0%	1.1%	1.2%	1.1%
% of Patients satisfied with the dentistry they have received	0	0	N/A	91.2%	91.6%	91.4%
% of Patients satisfied with the time they had to wait for an appointment	0	0	N/A	86.8%	88.1%	87.7%

* This is based on patients treated on this contract for their most recent course of treatment. Figures in italics indicate the base number of FP17s or Patient Questionnaire responses are less than 100. N/A is shown where the base number of responses is less than 10 during the period. % is calculated as Quantity/Base number*100

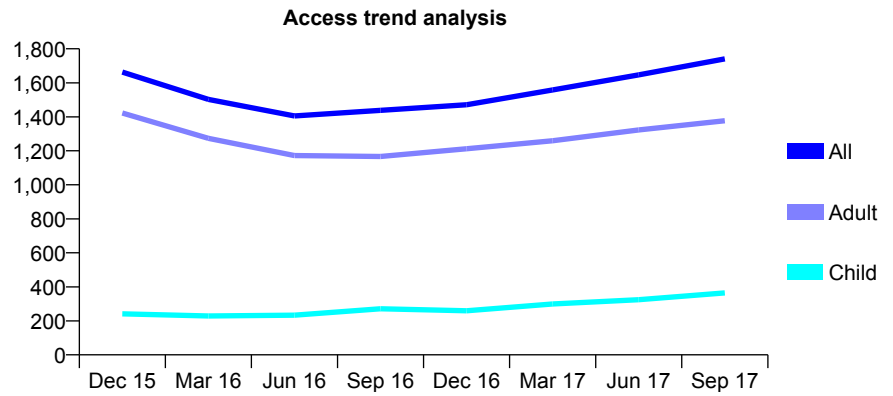
Q47 - Vital Signs At a Glance Contract Report for 168416/0001 - September 2017

Name or company name	Dr Suresh Balasubramniam and Katherine
Contract type name	GDS Contract
Purpose of contract	General
Contract start date	01/04/2013
Contract end date	

17/18 Contracted general activity (UDA)	5,750
Carry forward general activity (UDA)	0
17/18 Contracted orthodontic activity (UOA)	0
Carry forward orthodontic activity (UOA)	0
Baseline contract value	£187,484.54

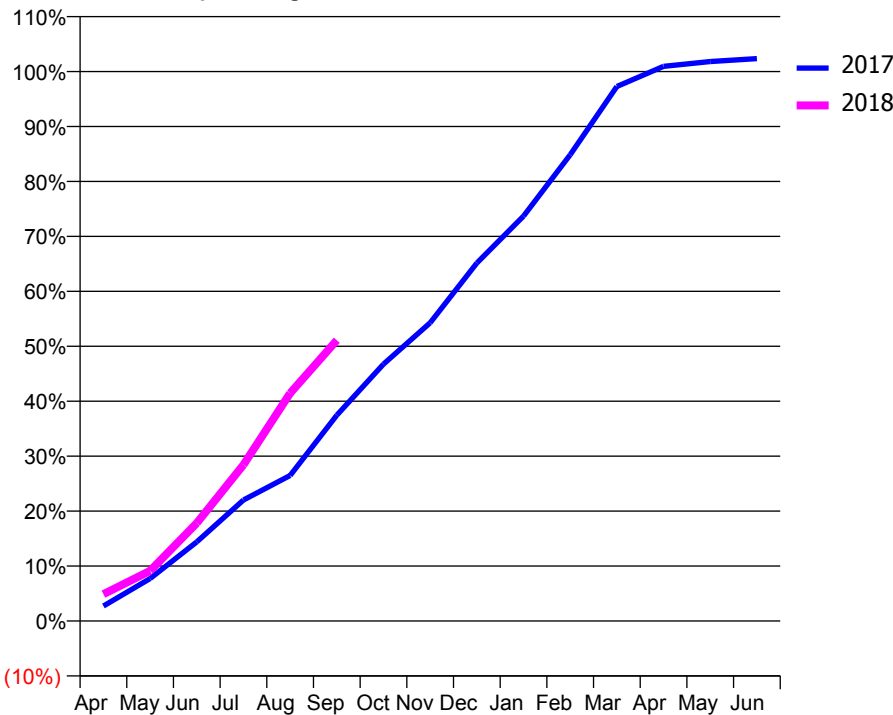
ACCESS*

Patients seen in 24 months	Total	Change since previous quarter
Quarter ending September 2016	1,438	
Quarter ending December 2016	1,471	↑
Quarter ending March 2017	1,558	↑
Quarter ending June 2017	1,647	↑
Quarter ending September 2017	1,741	↑
Variance since September 2016	21.1%	↑



ACTIVITY

Cumulative percentage of contracted UDA delivered 2017 & 2018



Adjusted Scheduled Activity (UDA)		
Month	2017	2018
April	157	281
May	444	525
June	828	1,025
July	1,266	1,635
August	1,523	2,384
September	2,153	2,938
October	2,689	
November	3,120	
December	3,745	
January	4,237	
February	4,879	
March	5,594	
April	5,804	
May	5,854	
June	5,885	

QUALITY

	Quantity	Base Number	Contract	AT	Region	England
% of FP17s for the same patient ID Re-attending within 3 months - Children	37	357	10.4%	13.8%	12.8%	11.9%
% of FP17s for the same patient ID Re-attending within 3 months - Adults	119	978	12.2%	16.4%	16.5%	15.9%
% of FP17s for the same patient ID Re-attending between 3 & 9 months - Children	166	357	46.5%	57.5%	59.7%	58.1%
% of FP17s for the same patient ID Re-attending between 3 & 9 months - Adults	466	978	47.6%	51.4%	53.0%	50.6%
% of FP17s for Band 1 Urgent Courses	91	1,214	7.5%	10.9%	9.2%	9.1%
% of FP17s Relating to Free Repair or Replacements	8	1,214	0.7%	0.9%	1.0%	0.8%
% of FP17s Relating to Continuations	25	1,214	2.1%	1.1%	1.2%	1.1%
% of Patients satisfied with the dentistry they have received	14	17	82.4%	91.2%	91.6%	91.4%
% of Patients satisfied with the time they had to wait for an appointment	15	17	88.2%	86.8%	88.1%	87.7%

* This is based on patients treated on this contract for their most recent course of treatment. Figures in italics indicate the base number of FP17s or Patient Questionnaire responses are less than 100. N/A is shown where the base number of responses is less than 10 during the period. % is calculated as Quantity/Base number*100

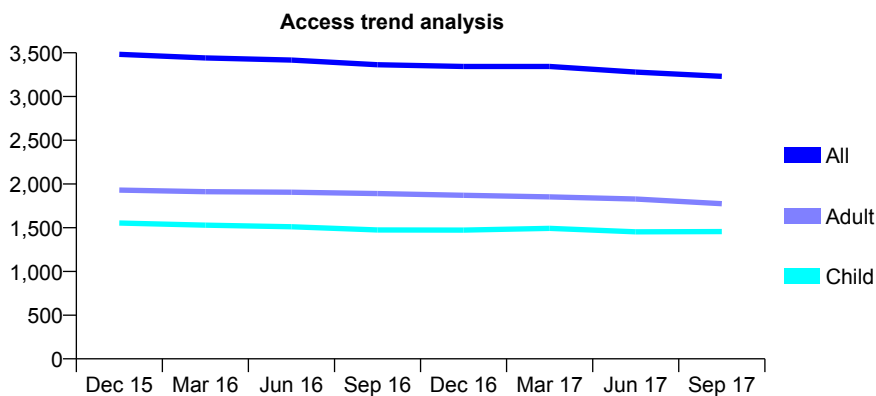
Q47 - Vital Signs At a Glance Contract Report for 168467/0001 - September 2017

Name or company name	Schofield & Pickup
Contract type name	GDS Contract
Purpose of contract	General
Contract start date	22/10/2012
Contract end date	

17/18 Contracted general activity (UDA)	9,500
Carry forward general activity (UDA)	0
17/18 Contracted orthodontic activity (UOA)	0
Carry forward orthodontic activity (UOA)	0
Baseline contract value	£256,407.10

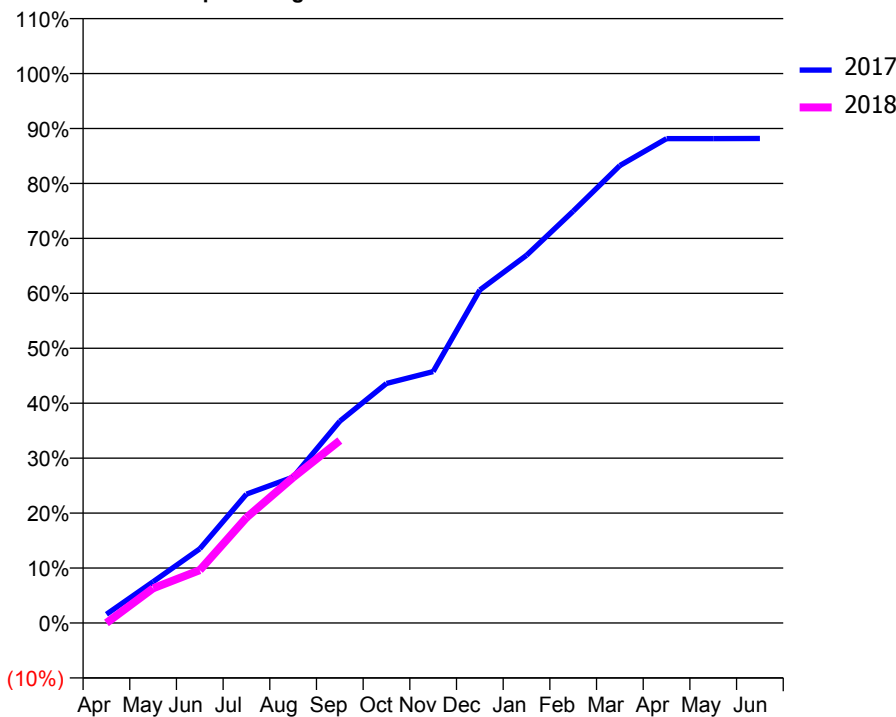
ACCESS*

Patients seen in 24 months	Total	Change since previous quarter
Quarter ending September 2016	3,364	
Quarter ending December 2016	3,343	→
Quarter ending March 2017	3,344	→
Quarter ending June 2017	3,280	↓
Quarter ending September 2017	3,231	↓
Variance since September 2016	(4.0%)	↓



ACTIVITY

Cumulative percentage of contracted UDA delivered 2017 & 2018



Month	Adjusted Scheduled Activity (UDA)	
	2017	2018
April	151	0
May	713	600
June	1,284	913
July	2,227	1,822
August	2,524	2,516
September	3,489	3,155
October	4,143	
November	4,346	
December	5,759	
January	6,357	
February	7,120	
March	7,908	
April	8,375	
May	8,375	
June	8,376	

QUALITY

	Quantity	Base Number	Contract	AT	Region	England
% of FP17s for the same patient ID Re-attending within 3 months - Children	126	1,248	10.1%	13.8%	12.8%	11.9%
% of FP17s for the same patient ID Re-attending within 3 months - Adults	113	1,063	10.6%	16.4%	16.5%	15.9%
% of FP17s for the same patient ID Re-attending between 3 & 9 months - Children	857	1,248	68.7%	57.5%	59.7%	58.1%
% of FP17s for the same patient ID Re-attending between 3 & 9 months - Adults	739	1,063	69.5%	51.4%	53.0%	50.6%
% of FP17s for Band 1 Urgent Courses	113	2,031	5.6%	10.9%	9.2%	9.1%
% of FP17s Relating to Free Repair or Replacements	13	2,031	0.6%	0.9%	1.0%	0.8%
% of FP17s Relating to Continuations	33	2,031	1.6%	1.1%	1.2%	1.1%
% of Patients satisfied with the dentistry they have received	7	7	N/A	91.2%	91.6%	91.4%
% of Patients satisfied with the time they had to wait for an appointment	7	7	N/A	86.8%	88.1%	87.7%

* This is based on patients treated on this contract for their most recent course of treatment. Figures in italics indicate the base number of FP17s or Patient Questionnaire responses are less than 100. N/A is shown where the base number of responses is less than 10 during the period. % is calculated as Quantity/Base number*100

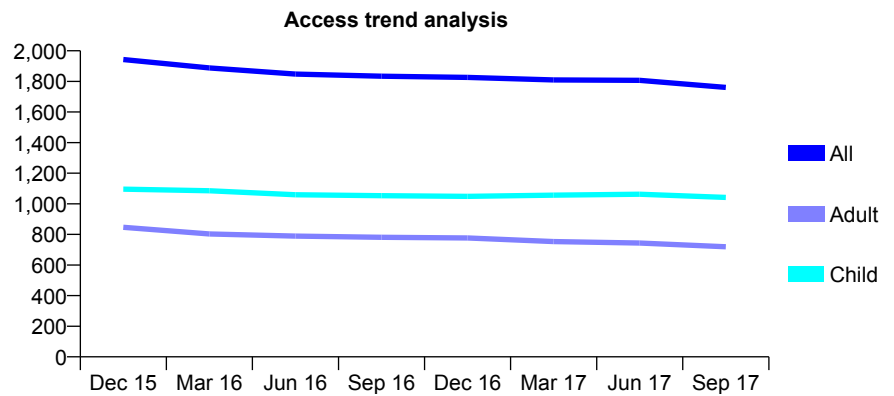
Q47 - Vital Signs At a Glance Contract Report for 171859/0004 - September 2017

Name or company name	Oak Dental Care Limited
Contract type name	GDS Contract
Purpose of contract	General and Orthodontic
Contract start date	01/04/2009
Contract end date	

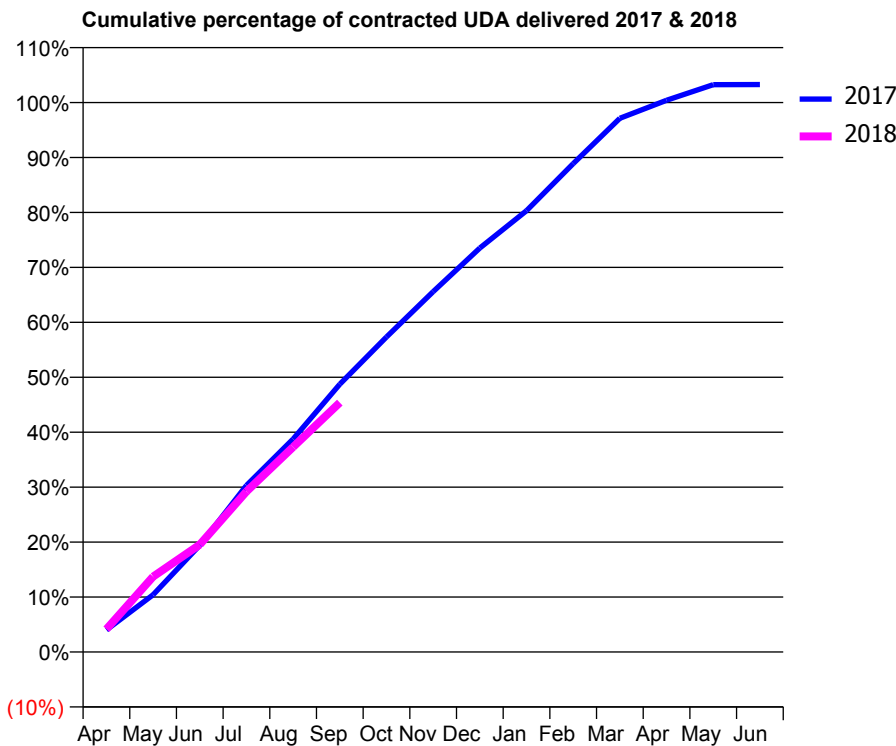
17/18 Contracted general activity (UDA)	4,600
Carry forward general activity (UDA)	-92
17/18 Contracted orthodontic activity (UOA)	1,000
Carry forward orthodontic activity (UOA)	-20
Baseline contract value	£202,004.36

ACCESS*

Patients seen in 24 months	Total	Change since previous quarter
Quarter ending September 2016	1,834	
Quarter ending December 2016	1,826	→
Quarter ending March 2017	1,810	→
Quarter ending June 2017	1,807	→
Quarter ending September 2017	1,761	↓
Variance since September 2016	(4.0%)	↓



ACTIVITY



Month	Adjusted Scheduled Activity (UDA)	
	2017	2018
April	185	191
May	479	631
June	894	899
July	1,395	1,343
August	1,783	1,716
September	2,242	2,088
October	2,637	
November	3,016	
December	3,382	
January	3,694	
February	4,089	
March	4,468	
April	4,619	
May	4,749	
June	4,750	

QUALITY

	Quantity	Base Number	Contract	AT	Region	England
% of FP17s for the same patient ID Re-attending within 3 months - Children	47	692	6.8%	13.8%	12.8%	11.9%
% of FP17s for the same patient ID Re-attending within 3 months - Adults	80	386	20.7%	16.4%	16.5%	15.9%
% of FP17s for the same patient ID Re-attending between 3 & 9 months - Children	386	692	55.8%	57.5%	59.7%	58.1%
% of FP17s for the same patient ID Re-attending between 3 & 9 months - Adults	161	386	41.7%	51.4%	53.0%	50.6%
% of FP17s for Band 1 Urgent Courses	67	941	7.1%	10.9%	9.2%	9.1%
% of FP17s Relating to Free Repair or Replacements	0	941	0.0%	0.9%	1.0%	0.8%
% of FP17s Relating to Continuations	7	941	0.7%	1.1%	1.2%	1.1%
% of Patients satisfied with the dentistry they have received	3	3	N/A	91.2%	91.6%	91.4%
% of Patients satisfied with the time they had to wait for an appointment	2	3	N/A	86.8%	88.1%	87.7%

* This is based on patients treated on this contract for their most recent course of treatment. Figures in italics indicate the base number of FP17s or Patient Questionnaire responses are less than 100. N/A is shown where the base number of responses is less than 10 during the period. % is calculated as Quantity/Base number*100

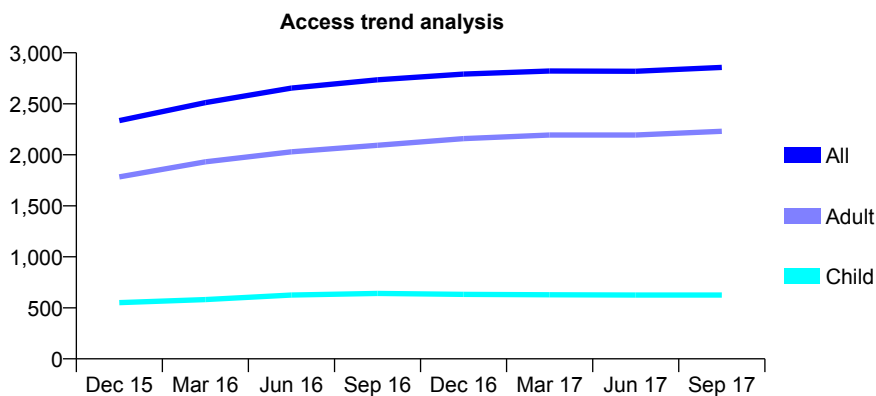
Q47 - Vital Signs At a Glance Contract Report for 175161/0001 - September 2017

Name or company name	Arena Dental Care
Contract type name	GDS Contract
Purpose of contract	General
Contract start date	01/04/2015
Contract end date	

17/18 Contracted general activity (UDA)	10,034
Carry forward general activity (UDA)	0
17/18 Contracted orthodontic activity (UOA)	0
Carry forward orthodontic activity (UOA)	0
Baseline contract value	£247,288.56

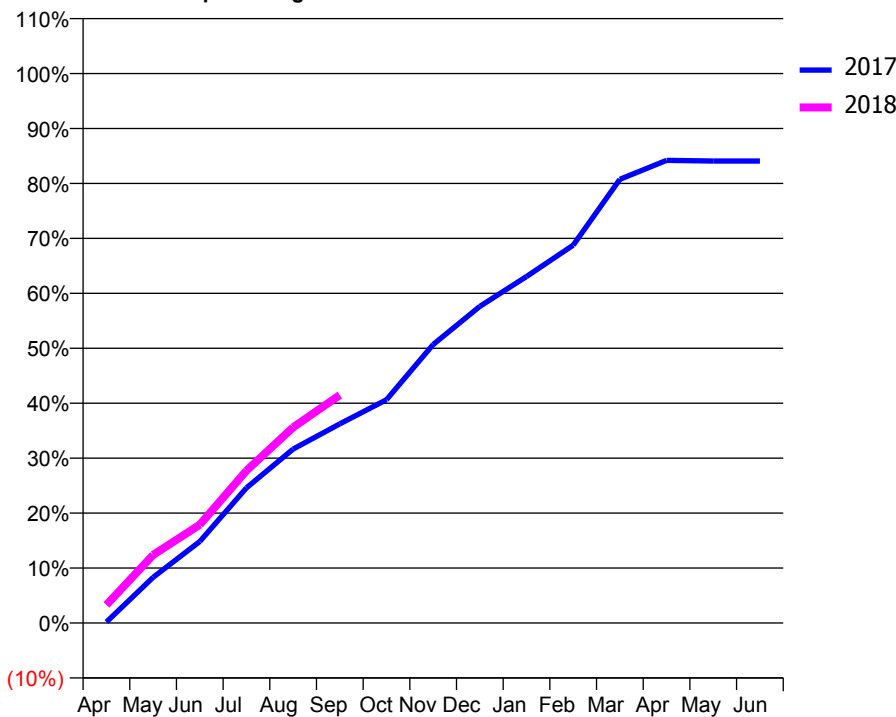
ACCESS*

Patients seen in 24 months	Total	Change since previous quarter
Quarter ending September 2016	2,735	
Quarter ending December 2016	2,791	↑
Quarter ending March 2017	2,822	→
Quarter ending June 2017	2,819	→
Quarter ending September 2017	2,857	→
Variance since September 2016	4.5%	↑



ACTIVITY

Cumulative percentage of contracted UDA delivered 2017 & 2018



Month	Adjusted Scheduled Activity (UDA)	
	2017	2018
April	18	329
May	834	1,242
June	1,489	1,795
July	2,468	2,782
August	3,176	3,574
September	3,637	4,162
October	4,077	
November	5,084	
December	5,782	
January	6,327	
February	6,900	
March	8,103	
April	8,448	
May	8,436	
June	8,436	

QUALITY

	Quantity	Base Number	Contract	AT	Region	England
% of FP17s for the same patient ID Re-attending within 3 months - Children	55	525	10.5%	13.8%	12.8%	11.9%
% of FP17s for the same patient ID Re-attending within 3 months - Adults	367	1,809	20.3%	16.4%	16.5%	15.9%
% of FP17s for the same patient ID Re-attending between 3 & 9 months - Children	312	525	59.4%	57.5%	59.7%	58.1%
% of FP17s for the same patient ID Re-attending between 3 & 9 months - Adults	953	1,809	52.7%	51.4%	53.0%	50.6%
% of FP17s for Band 1 Urgent Courses	127	2,148	5.9%	10.9%	9.2%	9.1%
% of FP17s Relating to Free Repair or Replacements	27	2,148	1.3%	0.9%	1.0%	0.8%
% of FP17s Relating to Continuations	49	2,148	2.3%	1.1%	1.2%	1.1%
% of Patients satisfied with the dentistry they have received	8	10	80.0%	91.2%	91.6%	91.4%
% of Patients satisfied with the time they had to wait for an appointment	10	10	100.0%	86.8%	88.1%	87.7%

* This is based on patients treated on this contract for their most recent course of treatment. Figures in italics indicate the base number of FP17s or Patient Questionnaire responses are less than 100. N/A is shown where the base number of responses is less than 10 during the period. % is calculated as Quantity/Base number*100

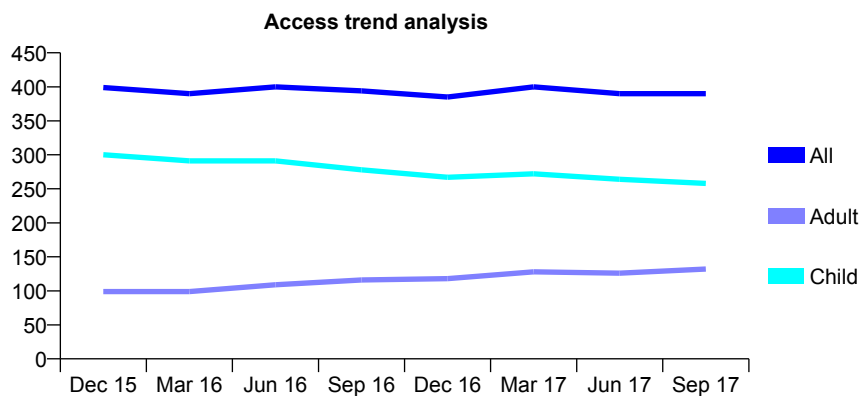
Q47 - Vital Signs At a Glance Contract Report for 176788/0001 - September 2017

Name or company name	Parbold Dental Practice
Contract type name	GDS Contract
Purpose of contract	General
Contract start date	01/04/2012
Contract end date	

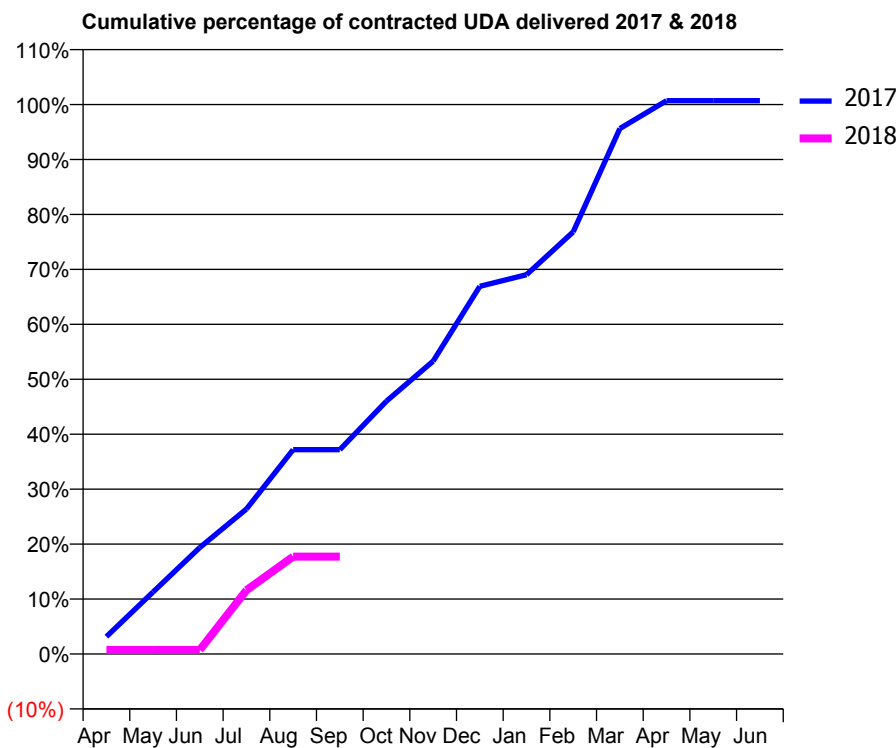
17/18 Contracted general activity (UDA)	950
Carry forward general activity (UDA)	-7
17/18 Contracted orthodontic activity (UOA)	0
Carry forward orthodontic activity (UOA)	0
Baseline contract value	£23,882.45

ACCESS*

Patients seen in 24 months	Total	Change since previous quarter
Quarter ending September 2016	394	
Quarter ending December 2016	385	↓
Quarter ending March 2017	400	↑
Quarter ending June 2017	390	↓
Quarter ending September 2017	390	→
Variance since September 2016	(1.0%)	↓



ACTIVITY



Month	Adjusted Scheduled Activity (UDA)	
	2017	2018
April	30	7
May	107	7
June	184	7
July	251	110
August	353	168
September	353	168
October	437	
November	506	
December	636	
January	656	
February	730	
March	908	
April	957	
May	957	
June	957	

QUALITY

	Quantity	Base Number	Contract	AT	Region	England
% of FP17s for the same patient ID Re-attending within 3 months - Children	23	171	13.5%	13.8%	12.8%	11.9%
% of FP17s for the same patient ID Re-attending within 3 months - Adults	4	44	9.1%	16.4%	16.5%	15.9%
% of FP17s for the same patient ID Re-attending between 3 & 9 months - Children	115	171	67.3%	57.5%	59.7%	58.1%
% of FP17s for the same patient ID Re-attending between 3 & 9 months - Adults	16	44	36.4%	51.4%	53.0%	50.6%
% of FP17s for Band 1 Urgent Courses	9	193	4.7%	10.9%	9.2%	9.1%
% of FP17s Relating to Free Repair or Replacements	0	193	0.0%	0.9%	1.0%	0.8%
% of FP17s Relating to Continuations	0	193	0.0%	1.1%	1.2%	1.1%
% of Patients satisfied with the dentistry they have received	0	0	N/A	91.2%	91.6%	91.4%
% of Patients satisfied with the time they had to wait for an appointment	0	0	N/A	86.8%	88.1%	87.7%

* This is based on patients treated on this contract for their most recent course of treatment. Figures in italics indicate the base number of FP17s or Patient Questionnaire responses are less than 100. N/A is shown where the base number of responses is less than 10 during the period. % is calculated as Quantity/Base number*100

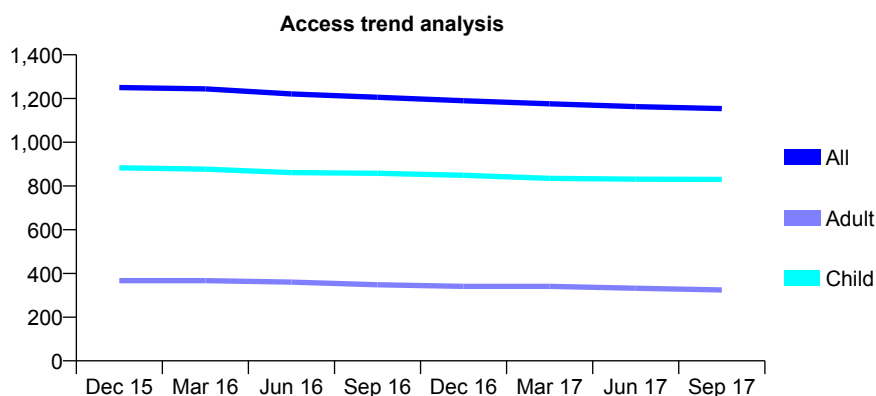
Q47 - Vital Signs At a Glance Contract Report for 177539/0001 - September 2017

Name or company name	Bank View Smile Studios
Contract type name	GDS Contract
Purpose of contract	General
Contract start date	01/02/2010
Contract end date	

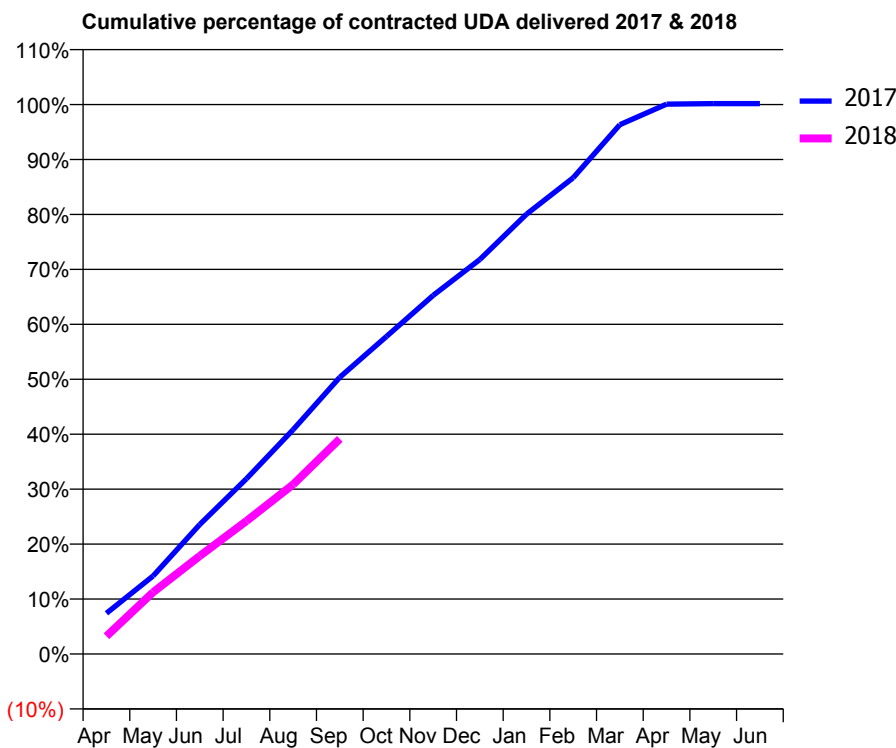
17/18 Contracted general activity (UDA)	4,177
Carry forward general activity (UDA)	0
17/18 Contracted orthodontic activity (UOA)	0
Carry forward orthodontic activity (UOA)	0
Baseline contract value	£99,609.11

ACCESS*

Patients seen in 24 months	Total	Change since previous quarter
Quarter ending September 2016	1,206	
Quarter ending December 2016	1,190	↓
Quarter ending March 2017	1,176	↓
Quarter ending June 2017	1,163	↓
Quarter ending September 2017	1,154	→
Variance since September 2016	(4.3%)	↓



ACTIVITY



Month	Adjusted Scheduled Activity (UDA)	
	2017	2018
April	309	135
May	593	469
June	984	745
July	1,332	1,011
August	1,706	1,289
September	2,104	1,636
October	2,414	
November	2,726	
December	2,999	
January	3,344	
February	3,620	
March	4,024	
April	4,180	
May	4,184	
June	4,184	

QUALITY

	Quantity	Base Number	Contract	AT	Region	England
% of FP17s for the same patient ID Re-attending within 3 months - Children	152	884	17.2%	13.8%	12.8%	11.9%
% of FP17s for the same patient ID Re-attending within 3 months - Adults	21	203	10.3%	16.4%	16.5%	15.9%
% of FP17s for the same patient ID Re-attending between 3 & 9 months - Children	590	884	66.7%	57.5%	59.7%	58.1%
% of FP17s for the same patient ID Re-attending between 3 & 9 months - Adults	146	203	71.9%	51.4%	53.0%	50.6%
% of FP17s for Band 1 Urgent Courses	38	999	3.8%	10.9%	9.2%	9.1%
% of FP17s Relating to Free Repair or Replacements	0	999	0.0%	0.9%	1.0%	0.8%
% of FP17s Relating to Continuations	0	999	0.0%	1.1%	1.2%	1.1%
% of Patients satisfied with the dentistry they have received	6	7	N/A	91.2%	91.6%	91.4%
% of Patients satisfied with the time they had to wait for an appointment	7	7	N/A	86.8%	88.1%	87.7%

* This is based on patients treated on this contract for their most recent course of treatment. Figures in italics indicate the base number of FP17s or Patient Questionnaire responses are less than 100. N/A is shown where the base number of responses is less than 10 during the period. % is calculated as Quantity/Base number*100

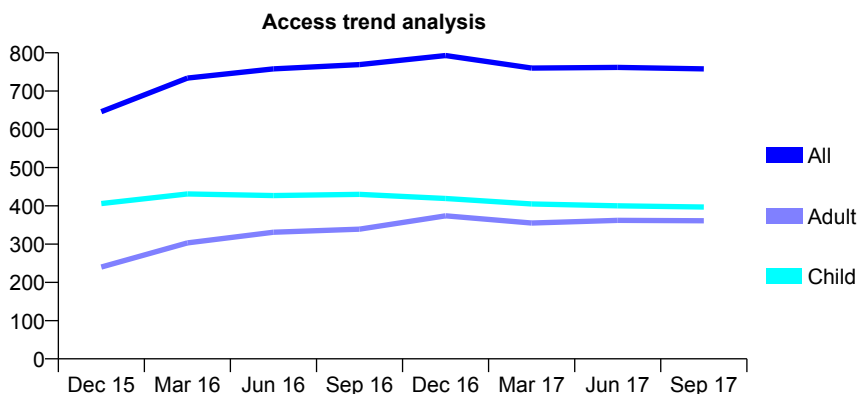
Q47 - Vital Signs At a Glance Contract Report for 181838/0001 - September 2017

Name or company name	Mansion House Dental Practice
Contract type name	GDS Contract
Purpose of contract	General
Contract start date	01/12/2014
Contract end date	

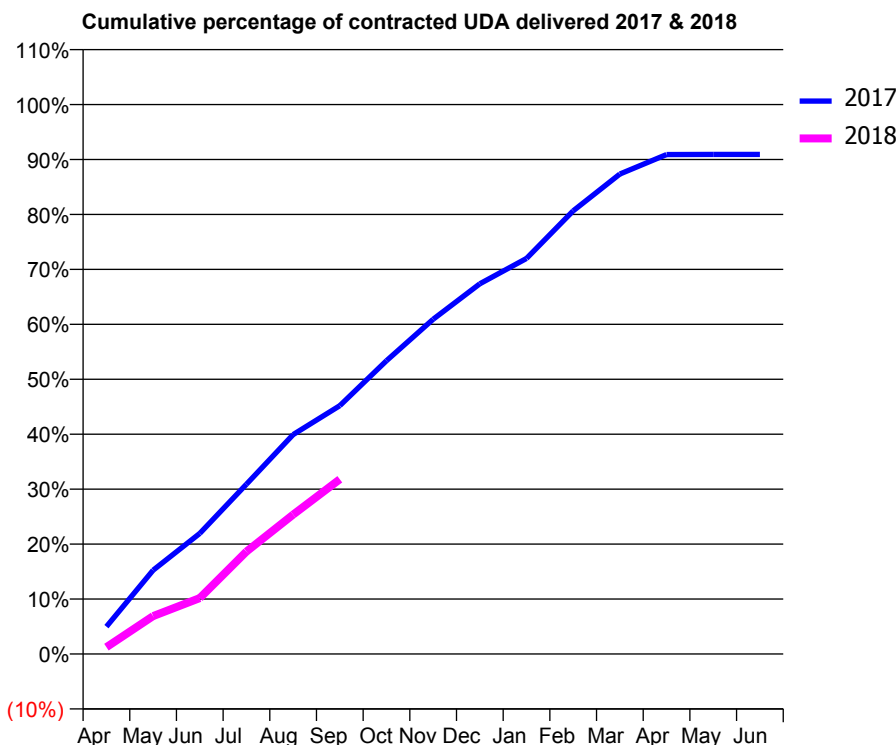
17/18 Contracted general activity (UDA)	2,250
Carry forward general activity (UDA)	0
17/18 Contracted orthodontic activity (UOA)	0
Carry forward orthodontic activity (UOA)	0
Baseline contract value	£63,238.37

ACCESS*

Patients seen in 24 months	Total	Change since previous quarter
Quarter ending September 2016	769	
Quarter ending December 2016	793	↑
Quarter ending March 2017	760	↓
Quarter ending June 2017	762	→
Quarter ending September 2017	758	→
Variance since September 2016	(1.4%)	↓



ACTIVITY



Month	Adjusted Scheduled Activity (UDA)	
	2017	2018
April	112	28
May	343	155
June	494	229
July	696	419
August	899	571
September	1,017	716
October	1,201	
November	1,371	
December	1,516	
January	1,620	
February	1,815	
March	1,965	
April	2,045	
May	2,046	
June	2,046	

QUALITY

	Quantity	Base Number	Contract	AT	Region	England
% of FP17s for the same patient ID Re-attending within 3 months - Children	37	348	10.6%	13.8%	12.8%	11.9%
% of FP17s for the same patient ID Re-attending within 3 months - Adults	25	182	13.7%	16.4%	16.5%	15.9%
% of FP17s for the same patient ID Re-attending between 3 & 9 months - Children	230	348	66.1%	57.5%	59.7%	58.1%
% of FP17s for the same patient ID Re-attending between 3 & 9 months - Adults	88	182	48.4%	51.4%	53.0%	50.6%
% of FP17s for Band 1 Urgent Courses	44	490	9.0%	10.9%	9.2%	9.1%
% of FP17s Relating to Free Repair or Replacements	1	490	0.2%	0.9%	1.0%	0.8%
% of FP17s Relating to Continuations	4	490	0.8%	1.1%	1.2%	1.1%
% of Patients satisfied with the dentistry they have received	1	1	N/A	91.2%	91.6%	91.4%
% of Patients satisfied with the time they had to wait for an appointment	1	1	N/A	86.8%	88.1%	87.7%

* This is based on patients treated on this contract for their most recent course of treatment. Figures in italics indicate the base number of FP17s or Patient Questionnaire responses are less than 100. N/A is shown where the base number of responses is less than 10 during the period. % is calculated as Quantity/Base number*100

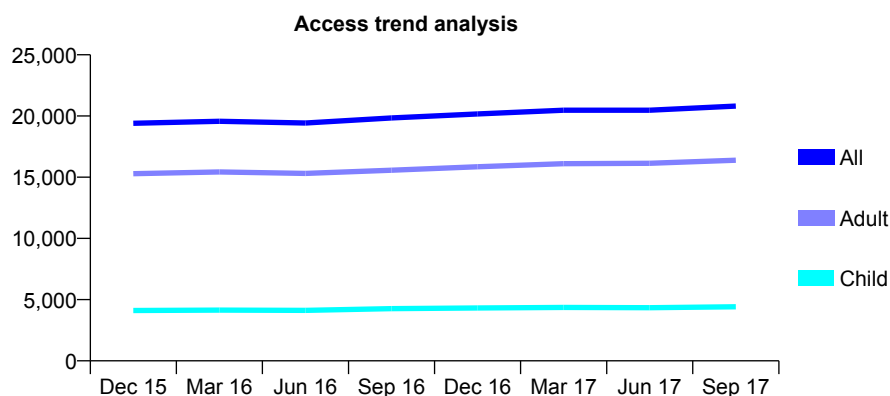
Q47 - Vital Signs At a Glance Contract Report for 182265/0001 - September 2017

Name or company name	King Street Dental Surgery
Contract type name	GDS Contract
Purpose of contract	General
Contract start date	01/04/2009
Contract end date	

17/18 Contracted general activity (UDA)	74,660
Carry forward general activity (UDA)	0
17/18 Contracted orthodontic activity (UOA)	0
Carry forward orthodontic activity (UOA)	0
Baseline contract value	£2,158,015.77

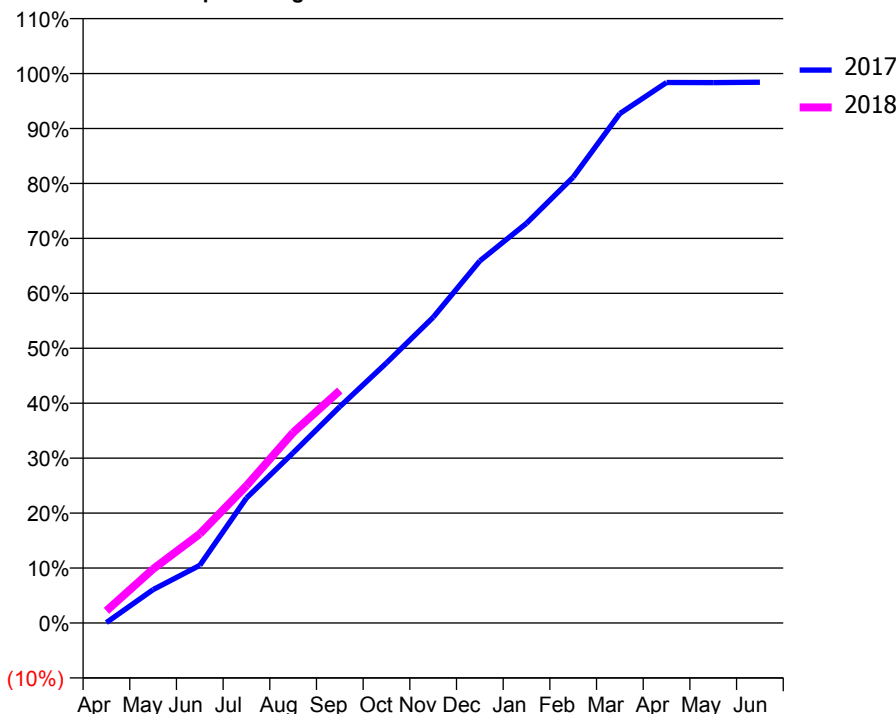
ACCESS*

Patients seen in 24 months	Total	Change since previous quarter
Quarter ending September 2016	19,840	
Quarter ending December 2016	20,170	→
Quarter ending March 2017	20,470	→
Quarter ending June 2017	20,477	→
Quarter ending September 2017	20,810	→
Variance since September 2016	4.9%	↑



ACTIVITY

Cumulative percentage of contracted UDA delivered 2017 & 2018



Month	Adjusted Scheduled Activity (UDA)	
	2017	2018
April	60	1,666
May	4,530	7,338
June	7,827	12,109
July	16,989	18,657
August	23,131	25,882
September	29,400	31,596
October	35,334	
November	41,529	
December	49,204	
January	54,306	
February	60,571	
March	69,218	
April	73,448	
May	73,421	
June	73,471	

QUALITY

	Quantity	Base Number	Contract	AT	Region	England
% of FP17s for the same patient ID Re-attending within 3 months - Children	239	2,977	8.0%	13.8%	12.8%	11.9%
% of FP17s for the same patient ID Re-attending within 3 months - Adults	1,879	11,817	15.9%	16.4%	16.5%	15.9%
% of FP17s for the same patient ID Re-attending between 3 & 9 months - Children	1,680	2,977	56.4%	57.5%	59.7%	58.1%
% of FP17s for the same patient ID Re-attending between 3 & 9 months - Adults	7,035	11,817	59.5%	51.4%	53.0%	50.6%
% of FP17s for Band 1 Urgent Courses	1,342	13,577	9.9%	10.9%	9.2%	9.1%
% of FP17s Relating to Free Repair or Replacements	226	13,577	1.7%	0.9%	1.0%	0.8%
% of FP17s Relating to Continuations	130	13,577	1.0%	1.1%	1.2%	1.1%
% of Patients satisfied with the dentistry they have received	61	64	95.3%	91.2%	91.6%	91.4%
% of Patients satisfied with the time they had to wait for an appointment	57	64	89.1%	86.8%	88.1%	87.7%

* This is based on patients treated on this contract for their most recent course of treatment. Figures in italics indicate the base number of FP17s or Patient Questionnaire responses are less than 100. N/A is shown where the base number of responses is less than 10 during the period. % is calculated as Quantity/Base number*100

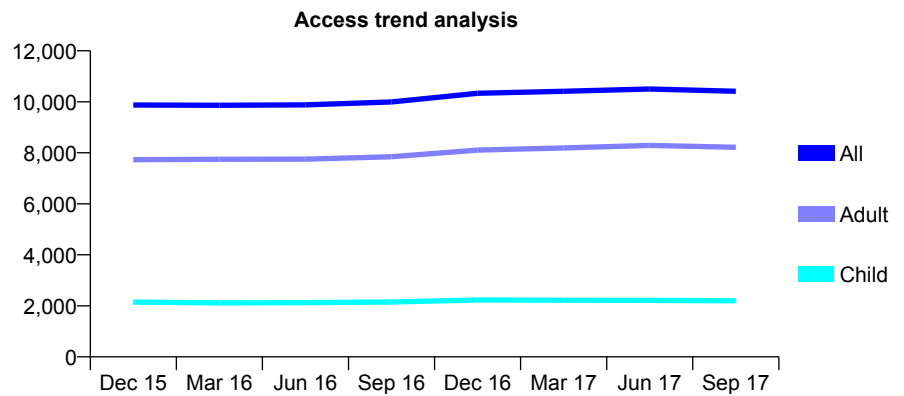
Q47 - Vital Signs At a Glance Contract Report for 183490/0001 - September 2017

Name or company name	MAINSTREAM DENTAL CARE LTD
Contract type name	GDS Contract
Purpose of contract	General
Contract start date	01/04/2010
Contract end date	

17/18 Contracted general activity (UDA)	31,462
Carry forward general activity (UDA)	0
17/18 Contracted orthodontic activity (UOA)	0
Carry forward orthodontic activity (UOA)	0
Baseline contract value	£925,456.55

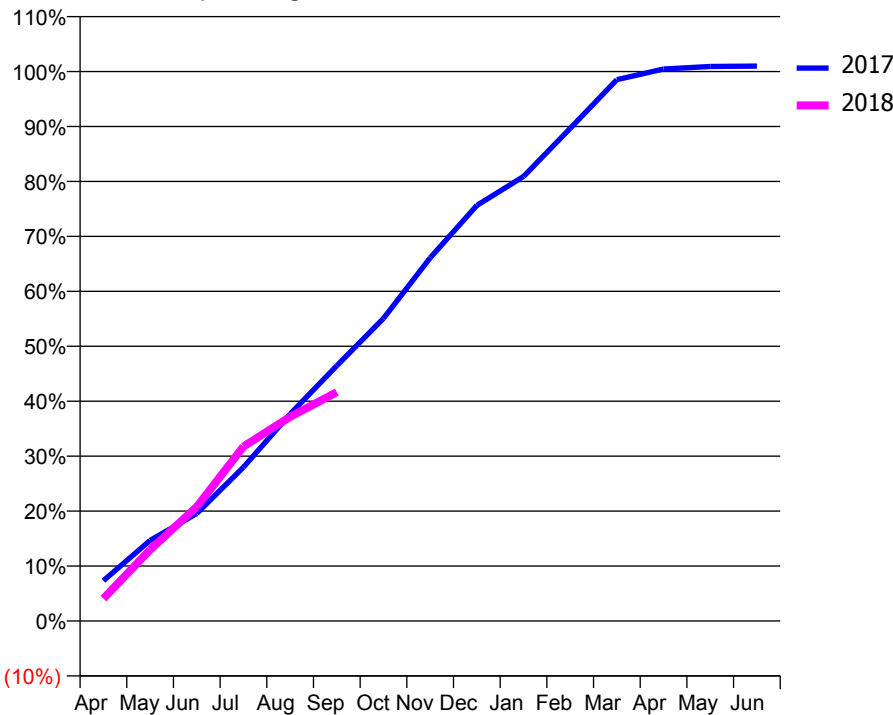
ACCESS*

Patients seen in 24 months	Total	Change since previous quarter
Quarter ending September 2016	9,996	
Quarter ending December 2016	10,337	↑
Quarter ending March 2017	10,413	→
Quarter ending June 2017	10,503	→
Quarter ending September 2017	10,413	→
Variance since September 2016	4.2%	↑



ACTIVITY

Cumulative percentage of contracted UDA delivered 2017 & 2018



Month	Adjusted Scheduled Activity (UDA)	
	2017	2018
April	2,312	1,288
May	4,619	4,080
June	6,157	6,540
July	8,810	9,992
August	11,853	11,697
September	14,620	13,104
October	17,327	
November	20,796	
December	23,795	
January	25,454	
February	28,207	
March	30,995	
April	31,603	
May	31,748	
June	31,775	

QUALITY

	Quantity	Base Number	Contract	AT	Region	England
% of FP17s for the same patient ID Re-attending within 3 months - Children	109	1,635	6.7%	13.8%	12.8%	11.9%
% of FP17s for the same patient ID Re-attending within 3 months - Adults	763	5,589	13.7%	16.4%	16.5%	15.9%
% of FP17s for the same patient ID Re-attending between 3 & 9 months - Children	1,047	1,635	64.0%	57.5%	59.7%	58.1%
% of FP17s for the same patient ID Re-attending between 3 & 9 months - Adults	3,518	5,589	62.9%	51.4%	53.0%	50.6%
% of FP17s for Band 1 Urgent Courses	476	6,884	6.9%	10.9%	9.2%	9.1%
% of FP17s Relating to Free Repair or Replacements	123	6,884	1.8%	0.9%	1.0%	0.8%
% of FP17s Relating to Continuations	73	6,884	1.1%	1.1%	1.2%	1.1%
% of Patients satisfied with the dentistry they have received	22	24	91.7%	91.2%	91.6%	91.4%
% of Patients satisfied with the time they had to wait for an appointment	18	24	75.0%	86.8%	88.1%	87.7%

* This is based on patients treated on this contract for their most recent course of treatment. Figures in italics indicate the base number of FP17s or Patient Questionnaire responses are less than 100. N/A is shown where the base number of responses is less than 10 during the period. % is calculated as Quantity/Base number*100

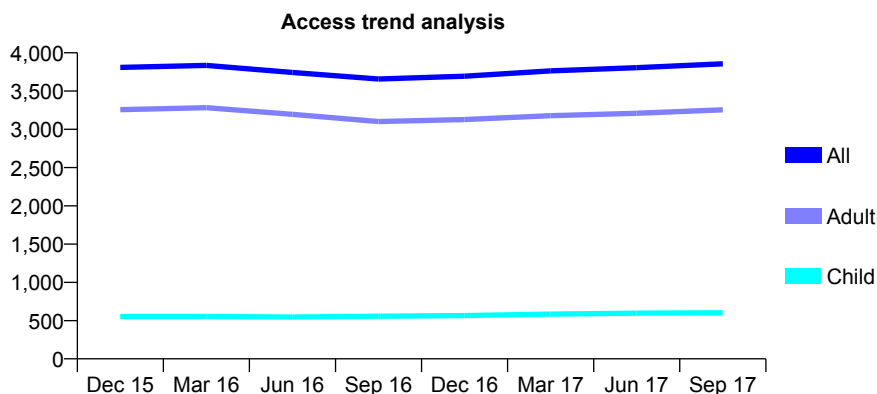
Q47 - Vital Signs At a Glance Contract Report for 183741/0001 - September 2017

Name or company name	Windmill Dental Practice
Contract type name	GDS Contract
Purpose of contract	General
Contract start date	09/09/2013
Contract end date	

17/18 Contracted general activity (UDA)	12,522
Carry forward general activity (UDA)	0
17/18 Contracted orthodontic activity (UOA)	0
Carry forward orthodontic activity (UOA)	0
Baseline contract value	£279,746.72

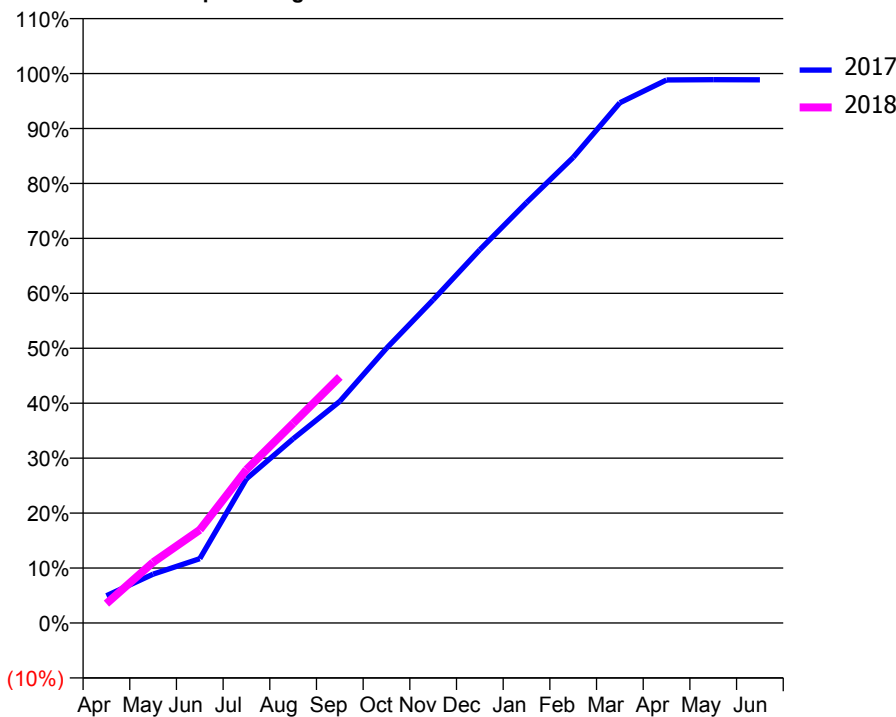
ACCESS*

Patients seen in 24 months	Total	Change since previous quarter
Quarter ending September 2016	3,658	
Quarter ending December 2016	3,694	→
Quarter ending March 2017	3,763	→
Quarter ending June 2017	3,806	→
Quarter ending September 2017	3,857	→
Variance since September 2016	5.4%	↑



ACTIVITY

Cumulative percentage of contracted UDA delivered 2017 & 2018



Month	Adjusted Scheduled Activity (UDA)	
	2017	2018
April	622	441
May	1,113	1,386
June	1,465	2,122
July	3,287	3,496
August	4,199	4,551
September	5,051	5,608
October	6,261	
November	7,366	
December	8,507	
January	9,579	
February	10,608	
March	11,855	
April	12,375	
May	12,380	
June	12,378	

QUALITY

	Quantity	Base Number	Contract	AT	Region	England
% of FP17s for the same patient ID Re-attending within 3 months - Children	33	456	7.2%	13.8%	12.8%	11.9%
% of FP17s for the same patient ID Re-attending within 3 months - Adults	418	2,605	16.0%	16.4%	16.5%	15.9%
% of FP17s for the same patient ID Re-attending between 3 & 9 months - Children	280	456	61.4%	57.5%	59.7%	58.1%
% of FP17s for the same patient ID Re-attending between 3 & 9 months - Adults	1,626	2,605	62.4%	51.4%	53.0%	50.6%
% of FP17s for Band 1 Urgent Courses	365	2,807	13.0%	10.9%	9.2%	9.1%
% of FP17s Relating to Free Repair or Replacements	15	2,807	0.5%	0.9%	1.0%	0.8%
% of FP17s Relating to Continuations	11	2,807	0.4%	1.1%	1.2%	1.1%
% of Patients satisfied with the dentistry they have received	19	20	95.0%	91.2%	91.6%	91.4%
% of Patients satisfied with the time they had to wait for an appointment	17	20	85.0%	86.8%	88.1%	87.7%

* This is based on patients treated on this contract for their most recent course of treatment. Figures in italics indicate the base number of FP17s or Patient Questionnaire responses are less than 100. N/A is shown where the base number of responses is less than 10 during the period. % is calculated as Quantity/Base number*100

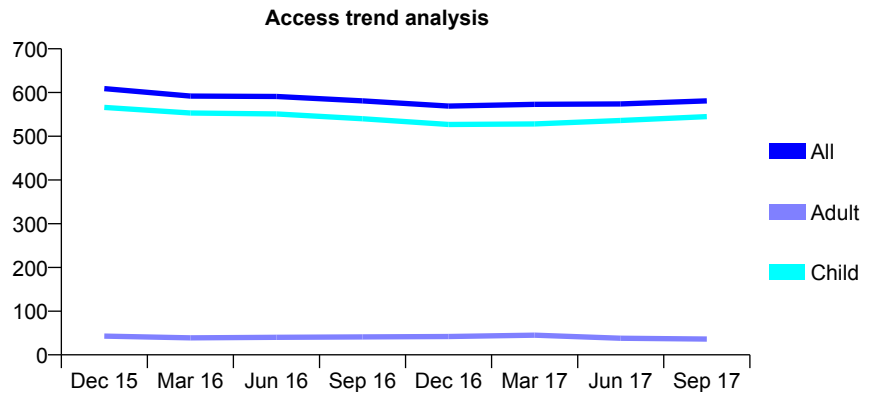
Q47 - Vital Signs At a Glance Contract Report for 183911/0001 - September 2017

Name or company name	Southport Road Dental Practice
Contract type name	GDS Contract
Purpose of contract	General
Contract start date	28/05/2010
Contract end date	

17/18 Contracted general activity (UDA)	1,367
Carry forward general activity (UDA)	0
17/18 Contracted orthodontic activity (UOA)	0
Carry forward orthodontic activity (UOA)	0
Baseline contract value	£32,988.19

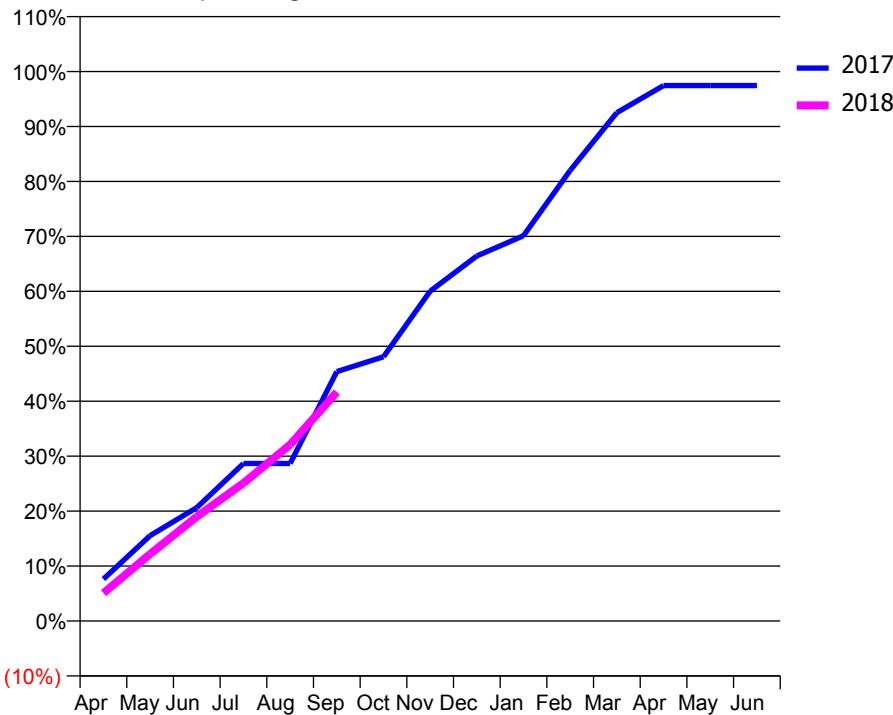
ACCESS*

Patients seen in 24 months	Total	Change since previous quarter
Quarter ending September 2016	581	
Quarter ending December 2016	569	↓
Quarter ending March 2017	573	→
Quarter ending June 2017	574	→
Quarter ending September 2017	581	→
Variance since September 2016	0.0%	→



ACTIVITY

Cumulative percentage of contracted UDA delivered 2017 & 2018



Month	Adjusted Scheduled Activity (UDA)	
	2017	2018
April	104	69
May	212	167
June	282	260
July	392	343
August	392	439
September	620	570
October	657	
November	820	
December	908	
January	958	
February	1,121	
March	1,265	
April	1,332	
May	1,332	
June	1,332	

QUALITY

	Quantity	Base Number	Contract	AT	Region	England
% of FP17s for the same patient ID Re-attending within 3 months - Children	50	468	10.7%	13.8%	12.8%	11.9%
% of FP17s for the same patient ID Re-attending within 3 months - Adults	0	0	N/A	16.4%	16.5%	15.9%
% of FP17s for the same patient ID Re-attending between 3 & 9 months - Children	297	468	63.5%	57.5%	59.7%	58.1%
% of FP17s for the same patient ID Re-attending between 3 & 9 months - Adults	0	0	N/A	51.4%	53.0%	50.6%
% of FP17s for Band 1 Urgent Courses	23	426	5.4%	10.9%	9.2%	9.1%
% of FP17s Relating to Free Repair or Replacements	0	426	0.0%	0.9%	1.0%	0.8%
% of FP17s Relating to Continuations	0	426	0.0%	1.1%	1.2%	1.1%
% of Patients satisfied with the dentistry they have received	3	4	N/A	91.2%	91.6%	91.4%
% of Patients satisfied with the time they had to wait for an appointment	3	4	N/A	86.8%	88.1%	87.7%

* This is based on patients treated on this contract for their most recent course of treatment. Figures in italics indicate the base number of FP17s or Patient Questionnaire responses are less than 100. N/A is shown where the base number of responses is less than 10 during the period. % is calculated as Quantity/Base number*100

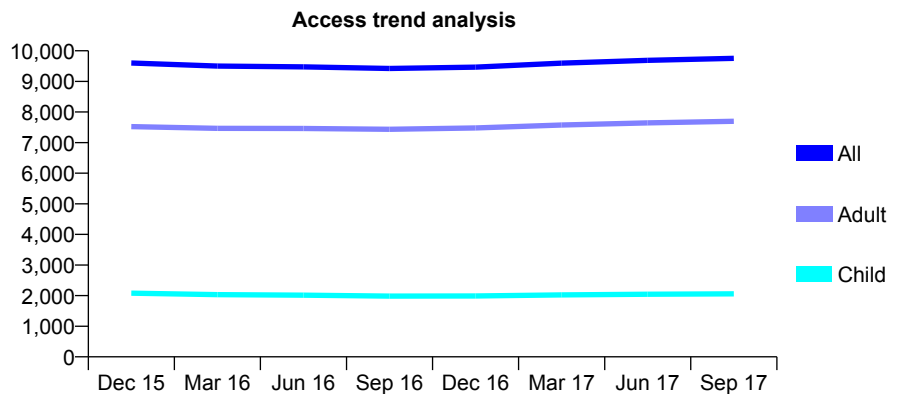
Q47 - Vital Signs At a Glance Contract Report for 184705/0001 - September 2017

Name or company name	Hesketh Lane Dental Practice
Contract type name	GDS Contract
Purpose of contract	General
Contract start date	01/04/2013
Contract end date	

17/18 Contracted general activity (UDA)	27,309
Carry forward general activity (UDA)	0
17/18 Contracted orthodontic activity (UOA)	0
Carry forward orthodontic activity (UOA)	0
Baseline contract value	£775,558.78

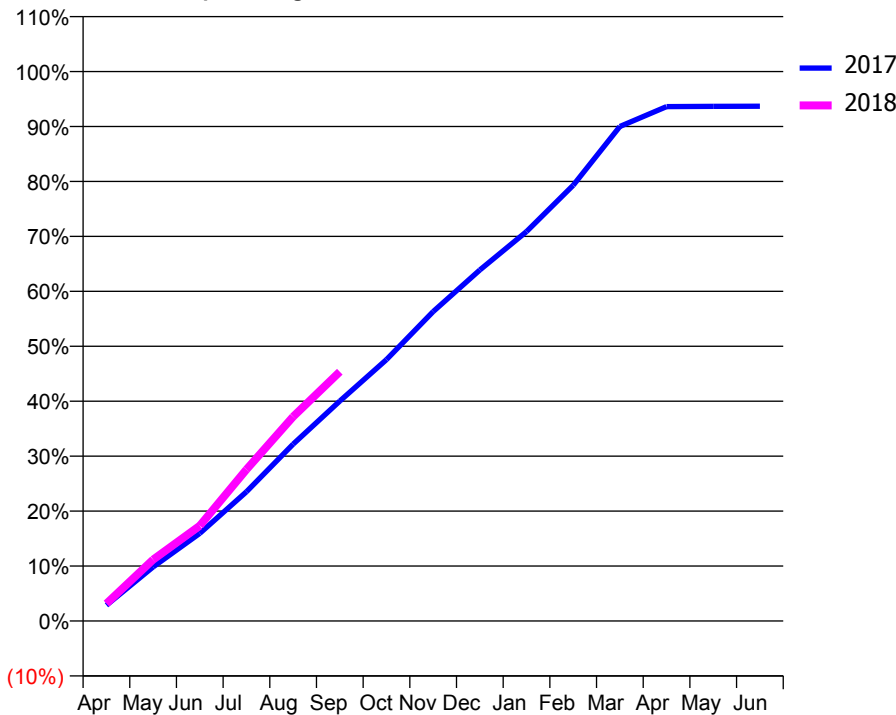
ACCESS*

Patients seen in 24 months	Total	Change since previous quarter
Quarter ending September 2016	9,423	
Quarter ending December 2016	9,468	→
Quarter ending March 2017	9,599	→
Quarter ending June 2017	9,687	→
Quarter ending September 2017	9,754	→
Variance since September 2016	3.5%	↑



ACTIVITY

Cumulative percentage of contracted UDA delivered 2017 & 2018



Month	Adjusted Scheduled Activity (UDA)	
	2017	2018
April	787	866
May	2,687	3,052
June	4,358	4,736
July	6,422	7,531
August	8,789	10,156
September	10,935	12,386
October	12,994	
November	15,377	
December	17,448	
January	19,355	
February	21,651	
March	24,579	
April	25,564	
May	25,578	
June	25,581	

QUALITY

	Quantity	Base Number	Contract	AT	Region	England
% of FP17s for the same patient ID Re-attending within 3 months - Children	220	2,097	10.5%	13.8%	12.8%	11.9%
% of FP17s for the same patient ID Re-attending within 3 months - Adults	969	6,511	14.9%	16.4%	16.5%	15.9%
% of FP17s for the same patient ID Re-attending between 3 & 9 months - Children	1,321	2,097	63.0%	57.5%	59.7%	58.1%
% of FP17s for the same patient ID Re-attending between 3 & 9 months - Adults	3,538	6,511	54.3%	51.4%	53.0%	50.6%
% of FP17s for Band 1 Urgent Courses	547	7,446	7.3%	10.9%	9.2%	9.1%
% of FP17s Relating to Free Repair or Replacements	36	7,446	0.5%	0.9%	1.0%	0.8%
% of FP17s Relating to Continuations	112	7,446	1.5%	1.1%	1.2%	1.1%
% of Patients satisfied with the dentistry they have received	35	36	97.2%	91.2%	91.6%	91.4%
% of Patients satisfied with the time they had to wait for an appointment	32	36	88.9%	86.8%	88.1%	87.7%

* This is based on patients treated on this contract for their most recent course of treatment. Figures in italics indicate the base number of FP17s or Patient Questionnaire responses are less than 100. N/A is shown where the base number of responses is less than 10 during the period. % is calculated as Quantity/Base number*100

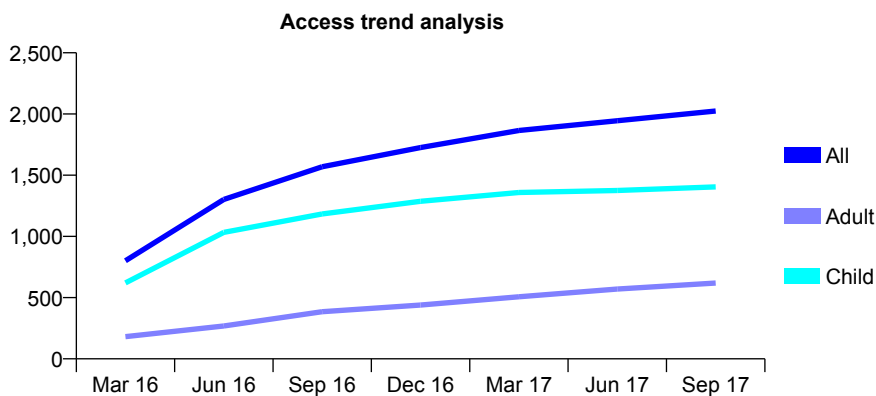
Q47 - Vital Signs At a Glance Contract Report for 185450/0001 - September 2017

Name or company name	Matterson and Partners
Contract type name	GDS Contract
Purpose of contract	General and Orthodontic
Contract start date	01/01/2016
Contract end date	

17/18 Contracted general activity (UDA)	5,600
Carry forward general activity (UDA)	117
17/18 Contracted orthodontic activity (UOA)	2,427
Carry forward orthodontic activity (UOA)	-4
Baseline contract value	£303,975.22

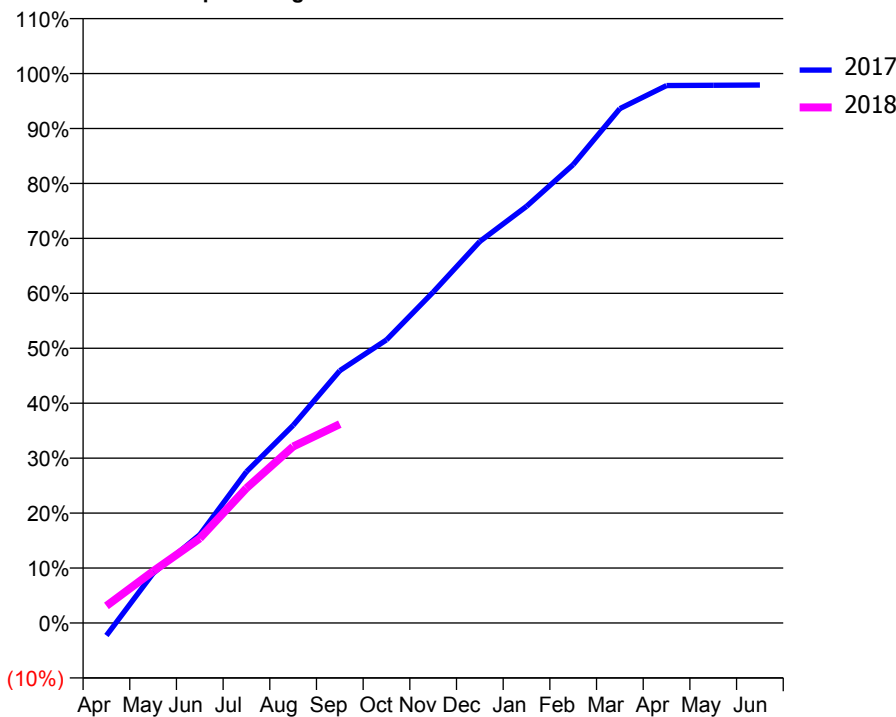
ACCESS*

Patients seen in 24 months	Total	Change since previous quarter
Quarter ending September 2016	1,569	
Quarter ending December 2016	1,726	↑
Quarter ending March 2017	1,866	↑
Quarter ending June 2017	1,945	↑
Quarter ending September 2017	2,024	↑
Variance since September 2016	29.0%	↑



ACTIVITY

Cumulative percentage of contracted UDA delivered 2017 & 2018



Adjusted Scheduled Activity (UDA)

Month	2017	2018
April	-128	175
May	506	528
June	900	863
July	1,542	1,375
August	2,014	1,798
September	2,572	2,027
October	2,885	
November	3,372	
December	3,889	
January	4,245	
February	4,672	
March	5,243	
April	5,477	
May	5,480	
June	5,483	

QUALITY

	Quantity	Base Number	Contract	AT	Region	England
% of FP17s for the same patient ID Re-attending within 3 months - Children	121	1,271	9.5%	13.8%	12.8%	11.9%
% of FP17s for the same patient ID Re-attending within 3 months - Adults	51	363	14.0%	16.4%	16.5%	15.9%
% of FP17s for the same patient ID Re-attending between 3 & 9 months - Children	605	1,271	47.6%	57.5%	59.7%	58.1%
% of FP17s for the same patient ID Re-attending between 3 & 9 months - Adults	177	363	48.8%	51.4%	53.0%	50.6%
% of FP17s for Band 1 Urgent Courses	89	1,393	6.4%	10.9%	9.2%	9.1%
% of FP17s Relating to Free Repair or Replacements	0	1,393	0.0%	0.9%	1.0%	0.8%
% of FP17s Relating to Continuations	2	1,393	0.1%	1.1%	1.2%	1.1%
% of Patients satisfied with the dentistry they have received	1	1	N/A	91.2%	91.6%	91.4%
% of Patients satisfied with the time they had to wait for an appointment	1	1	N/A	86.8%	88.1%	87.7%

* This is based on patients treated on this contract for their most recent course of treatment. Figures in italics indicate the base number of FP17s or Patient Questionnaire responses are less than 100. N/A is shown where the base number of responses is less than 10 during the period. % is calculated as Quantity/Base number*100

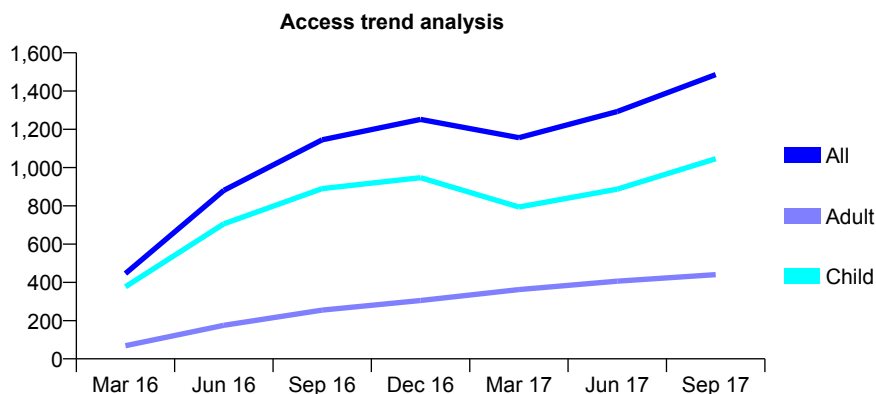
Q47 - Vital Signs At a Glance Contract Report for 185450/0002 - September 2017

Name or company name	Matterson and Partners
Contract type name	GDS Contract
Purpose of contract	General and Orthodontic
Contract start date	01/01/2016
Contract end date	

17/18 Contracted general activity (UDA)	3,700
Carry forward general activity (UDA)	0
17/18 Contracted orthodontic activity (UOA)	5,196
Carry forward orthodontic activity (UOA)	0
Baseline contract value	£444,207.89

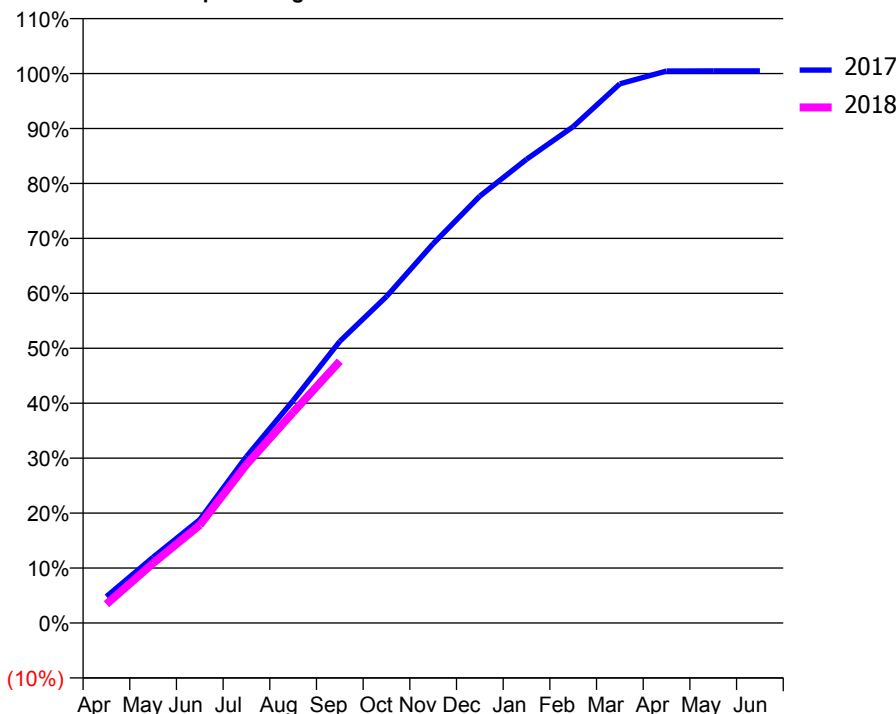
ACCESS*

Patients seen in 24 months	Total	Change since previous quarter
Quarter ending September 2016	1,145	
Quarter ending December 2016	1,252	↑
Quarter ending March 2017	1,156	↓
Quarter ending June 2017	1,293	↑
Quarter ending September 2017	1,486	↑
Variance since September 2016	29.8%	↑



ACTIVITY

Cumulative percentage of contracted UDA delivered 2017 & 2018



Month	Adjusted Scheduled Activity (UDA)	
	2017	2018
April	178	127
May	443	403
June	696	659
July	1,121	1,067
August	1,498	1,419
September	1,897	1,763
October	2,198	
November	2,554	
December	2,874	
January	3,122	
February	3,342	
March	3,630	
April	3,717	
May	3,718	
June	3,718	

QUALITY

	Quantity	Base Number	Contract	AT	Region	England
% of FP17s for the same patient ID Re-attending within 3 months - Children	149	1,345	11.1%	13.8%	12.8%	11.9%
% of FP17s for the same patient ID Re-attending within 3 months - Adults	70	311	22.5%	16.4%	16.5%	15.9%
% of FP17s for the same patient ID Re-attending between 3 & 9 months - Children	393	1,345	29.2%	57.5%	59.7%	58.1%
% of FP17s for the same patient ID Re-attending between 3 & 9 months - Adults	139	311	44.7%	51.4%	53.0%	50.6%
% of FP17s for Band 1 Urgent Courses	150	1,345	11.2%	10.9%	9.2%	9.1%
% of FP17s Relating to Free Repair or Replacements	2	1,345	0.1%	0.9%	1.0%	0.8%
% of FP17s Relating to Continuations	0	1,345	0.0%	1.1%	1.2%	1.1%
% of Patients satisfied with the dentistry they have received	2	2	N/A	91.2%	91.6%	91.4%
% of Patients satisfied with the time they had to wait for an appointment	2	2	N/A	86.8%	88.1%	87.7%

* This is based on patients treated on this contract for their most recent course of treatment. Figures in italics indicate the base number of FP17s or Patient Questionnaire responses are less than 100. N/A is shown where the base number of responses is less than 10 during the period. % is calculated as Quantity/Base number*100

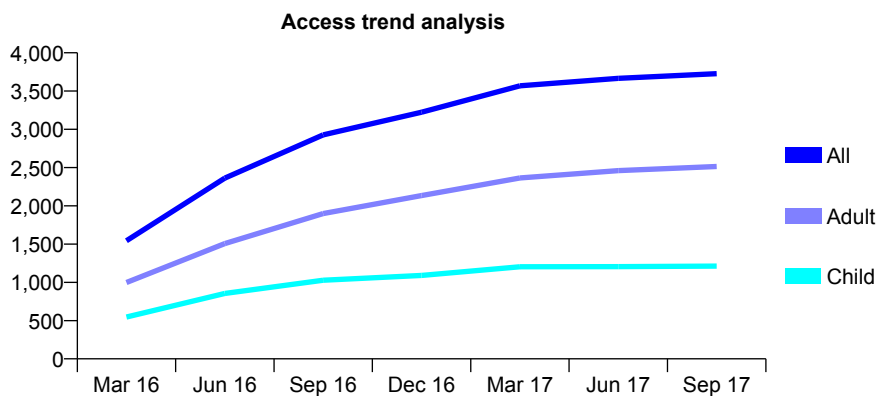
Q47 - Vital Signs At a Glance Contract Report for 185450/0003 - September 2017

Name or company name	Matterson and Partners
Contract type name	GDS Contract
Purpose of contract	General
Contract start date	01/01/2016
Contract end date	

17/18 Contracted general activity (UDA)	15,166
Carry forward general activity (UDA)	511
17/18 Contracted orthodontic activity (UOA)	0
Carry forward orthodontic activity (UOA)	0
Baseline contract value	£421,678.99

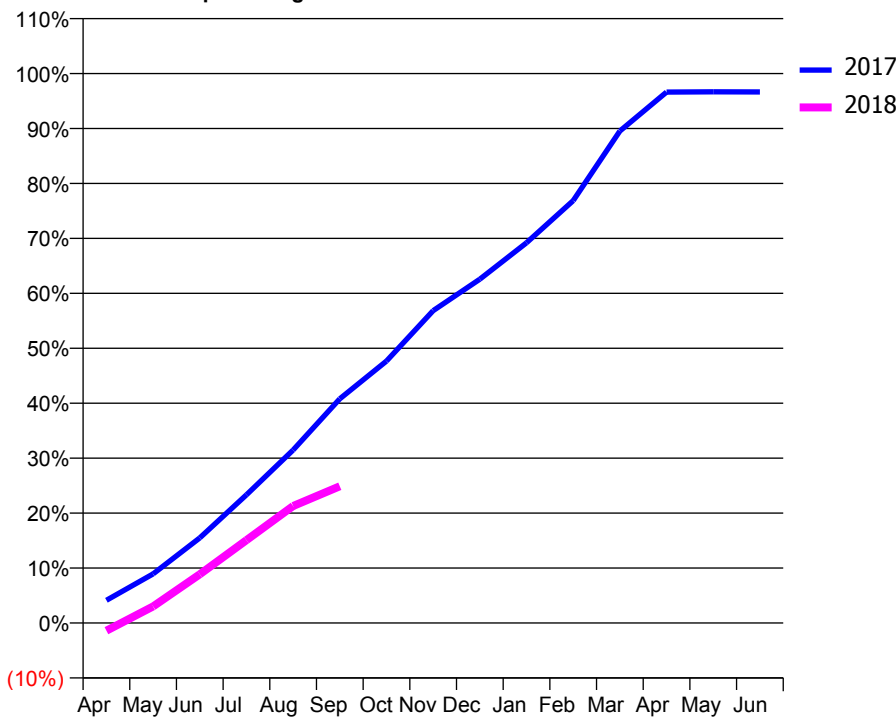
ACCESS*

Patients seen in 24 months	Total	Change since previous quarter
Quarter ending September 2016	2,927	
Quarter ending December 2016	3,224	↑
Quarter ending March 2017	3,569	↑
Quarter ending June 2017	3,666	↑
Quarter ending September 2017	3,727	→
Variance since September 2016	27.3%	↑



ACTIVITY

Cumulative percentage of contracted UDA delivered 2017 & 2018



Month	Adjusted Scheduled Activity (UDA)	
	2017	2018
April	626	-214
May	1,356	460
June	2,349	1,344
July	3,539	2,287
August	4,774	3,228
September	6,190	3,773
October	7,228	
November	8,622	
December	9,490	
January	10,495	
February	11,658	
March	13,579	
April	14,653	
May	14,662	
June	14,655	

QUALITY

	Quantity	Base Number	Contract	AT	Region	England
% of FP17s for the same patient ID Re-attending within 3 months - Children	101	987	10.2%	13.8%	12.8%	11.9%
% of FP17s for the same patient ID Re-attending within 3 months - Adults	239	1,602	14.9%	16.4%	16.5%	15.9%
% of FP17s for the same patient ID Re-attending between 3 & 9 months - Children	591	987	59.9%	57.5%	59.7%	58.1%
% of FP17s for the same patient ID Re-attending between 3 & 9 months - Adults	898	1,602	56.1%	51.4%	53.0%	50.6%
% of FP17s for Band 1 Urgent Courses	155	2,210	7.0%	10.9%	9.2%	9.1%
% of FP17s Relating to Free Repair or Replacements	29	2,210	1.3%	0.9%	1.0%	0.8%
% of FP17s Relating to Continuations	5	2,210	0.2%	1.1%	1.2%	1.1%
% of Patients satisfied with the dentistry they have received	9	10	90.0%	91.2%	91.6%	91.4%
% of Patients satisfied with the time they had to wait for an appointment	9	10	90.0%	86.8%	88.1%	87.7%

* This is based on patients treated on this contract for their most recent course of treatment. Figures in italics indicate the base number of FP17s or Patient Questionnaire responses are less than 100. N/A is shown where the base number of responses is less than 10 during the period. % is calculated as Quantity/Base number*100

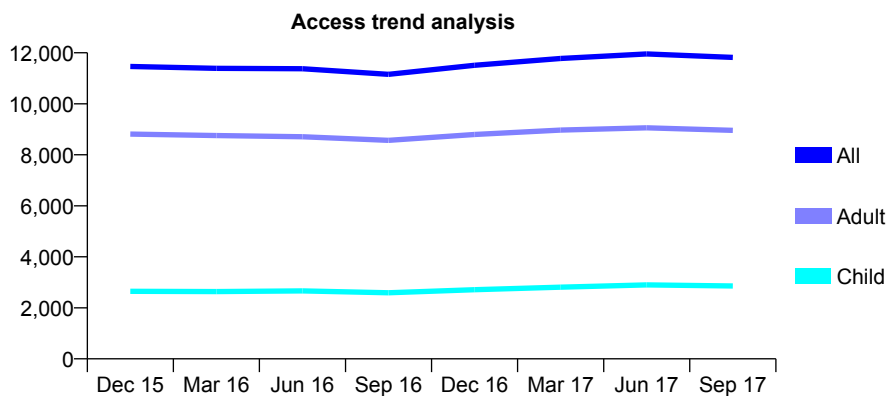
Q47 - Vital Signs At a Glance Contract Report for 188433/0002 - September 2017

Name or company name	Fleetwood Practice Ltd
Contract type name	GDS Contract
Purpose of contract	General
Contract start date	01/04/2013
Contract end date	

17/18 Contracted general activity (UDA)	44,423
Carry forward general activity (UDA)	0
17/18 Contracted orthodontic activity (UOA)	0
Carry forward orthodontic activity (UOA)	0
Baseline contract value	£1,291,225.93

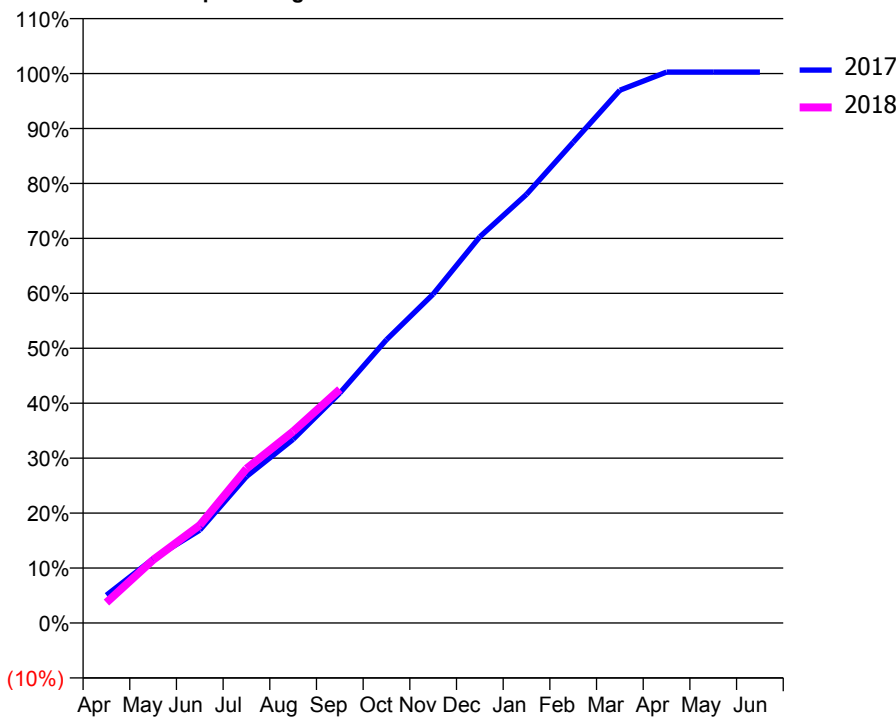
ACCESS*

Patients seen in 24 months	Total	Change since previous quarter
Quarter ending September 2016	11,157	
Quarter ending December 2016	11,509	↑
Quarter ending March 2017	11,779	↑
Quarter ending June 2017	11,957	→
Quarter ending September 2017	11,817	↓
Variance since September 2016	5.9%	↑



ACTIVITY

Cumulative percentage of contracted UDA delivered 2017 & 2018



Adjusted Scheduled Activity (UDA)

Month	2017	2018
April	2,252	1,650
May	5,194	5,100
June	7,514	7,909
July	11,843	12,474
August	14,847	15,488
September	18,588	18,891
October	22,903	
November	26,589	
December	31,229	
January	34,649	
February	38,868	
March	43,073	
April	44,542	
May	44,540	
June	44,538	

QUALITY

	Quantity	Base Number	Contract	AT	Region	England
% of FP17s for the same patient ID Re-attending within 3 months - Children	142	2,189	6.5%	13.8%	12.8%	11.9%
% of FP17s for the same patient ID Re-attending within 3 months - Adults	937	6,837	13.7%	16.4%	16.5%	15.9%
% of FP17s for the same patient ID Re-attending between 3 & 9 months - Children	1,422	2,189	65.0%	57.5%	59.7%	58.1%
% of FP17s for the same patient ID Re-attending between 3 & 9 months - Adults	4,341	6,837	63.5%	51.4%	53.0%	50.6%
% of FP17s for Band 1 Urgent Courses	575	8,419	6.8%	10.9%	9.2%	9.1%
% of FP17s Relating to Free Repair or Replacements	94	8,419	1.1%	0.9%	1.0%	0.8%
% of FP17s Relating to Continuations	110	8,419	1.3%	1.1%	1.2%	1.1%
% of Patients satisfied with the dentistry they have received	37	42	88.1%	91.2%	91.6%	91.4%
% of Patients satisfied with the time they had to wait for an appointment	37	42	88.1%	86.8%	88.1%	87.7%

* This is based on patients treated on this contract for their most recent course of treatment. Figures in italics indicate the base number of FP17s or Patient Questionnaire responses are less than 100. N/A is shown where the base number of responses is less than 10 during the period. % is calculated as Quantity/Base number*100

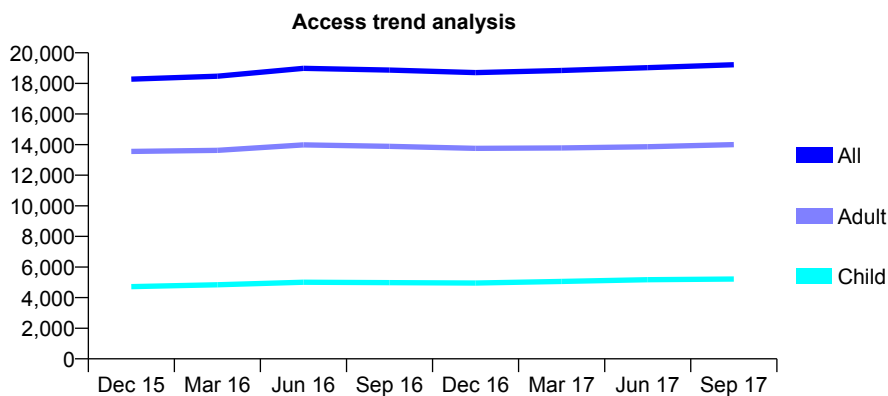
Q47 - Vital Signs At a Glance Contract Report for 189421/0002 - September 2017

Name or company name	Mayo Dental Clinic
Contract type name	GDS Contract
Purpose of contract	General
Contract start date	01/01/2012
Contract end date	

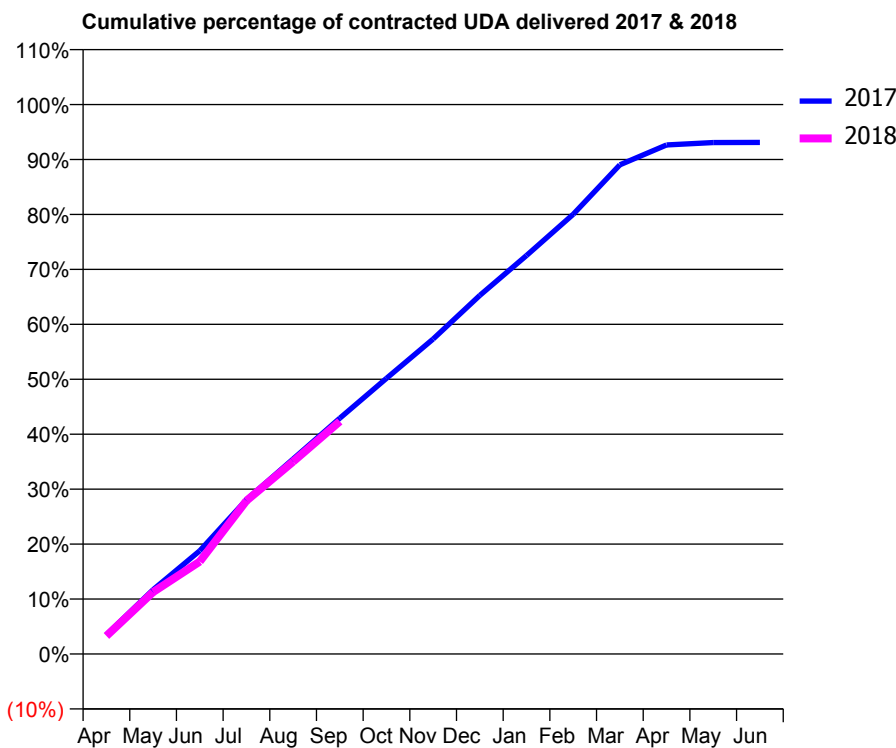
17/18 Contracted general activity (UDA)	61,000
Carry forward general activity (UDA)	0
17/18 Contracted orthodontic activity (UOA)	0
Carry forward orthodontic activity (UOA)	0
Baseline contract value	£1,583,581.76

ACCESS*

Patients seen in 24 months	Total	Change since previous quarter
Quarter ending September 2016	18,868	
Quarter ending December 2016	18,706	→
Quarter ending March 2017	18,846	→
Quarter ending June 2017	19,032	→
Quarter ending September 2017	19,218	→
Variance since September 2016	1.9%	→



ACTIVITY



Month	Adjusted Scheduled Activity (UDA)	
	2017	2018
April	2,138	2,003
May	7,142	6,880
June	11,458	10,270
July	17,132	17,023
August	21,650	21,347
September	26,173	25,831
October	30,605	
November	34,970	
December	39,815	
January	44,241	
February	48,805	
March	54,309	
April	56,516	
May	56,782	
June	56,794	

QUALITY

	Quantity	Base Number	Contract	AT	Region	England
% of FP17s for the same patient ID Re-attending within 3 months - Children	261	3,649	7.2%	13.8%	12.8%	11.9%
% of FP17s for the same patient ID Re-attending within 3 months - Adults	1,401	9,922	14.1%	16.4%	16.5%	15.9%
% of FP17s for the same patient ID Re-attending between 3 & 9 months - Children	1,960	3,649	53.7%	57.5%	59.7%	58.1%
% of FP17s for the same patient ID Re-attending between 3 & 9 months - Adults	5,191	9,922	52.3%	51.4%	53.0%	50.6%
% of FP17s for Band 1 Urgent Courses	1,344	12,453	10.8%	10.9%	9.2%	9.1%
% of FP17s Relating to Free Repair or Replacements	58	12,453	0.5%	0.9%	1.0%	0.8%
% of FP17s Relating to Continuations	150	12,453	1.2%	1.1%	1.2%	1.1%
% of Patients satisfied with the dentistry they have received	76	83	91.6%	91.2%	91.6%	91.4%
% of Patients satisfied with the time they had to wait for an appointment	61	83	73.5%	86.8%	88.1%	87.7%

* This is based on patients treated on this contract for their most recent course of treatment. Figures in italics indicate the base number of FP17s or Patient Questionnaire responses are less than 100. N/A is shown where the base number of responses is less than 10 during the period. % is calculated as Quantity/Base number*100

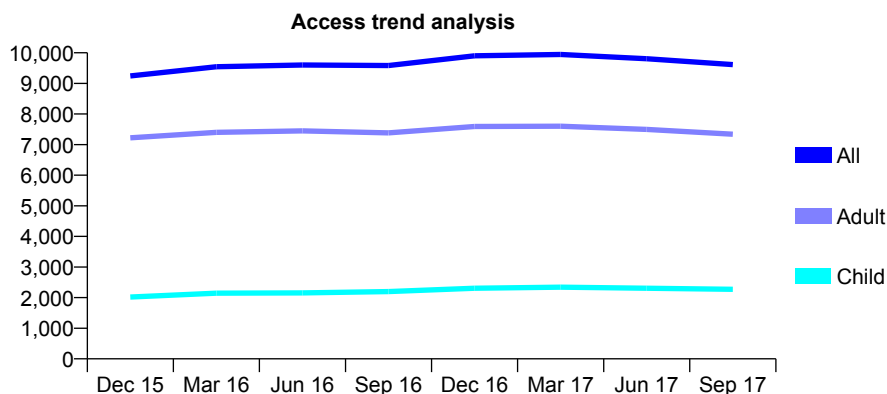
Q47 - Vital Signs At a Glance Contract Report for 191035/0001 - September 2017

Name or company name	Colne and Earby Dental Practice
Contract type name	GDS Contract
Purpose of contract	General
Contract start date	14/12/2009
Contract end date	

17/18 Contracted general activity (UDA)	27,500
Carry forward general activity (UDA)	0
17/18 Contracted orthodontic activity (UOA)	0
Carry forward orthodontic activity (UOA)	0
Baseline contract value	£863,923.21

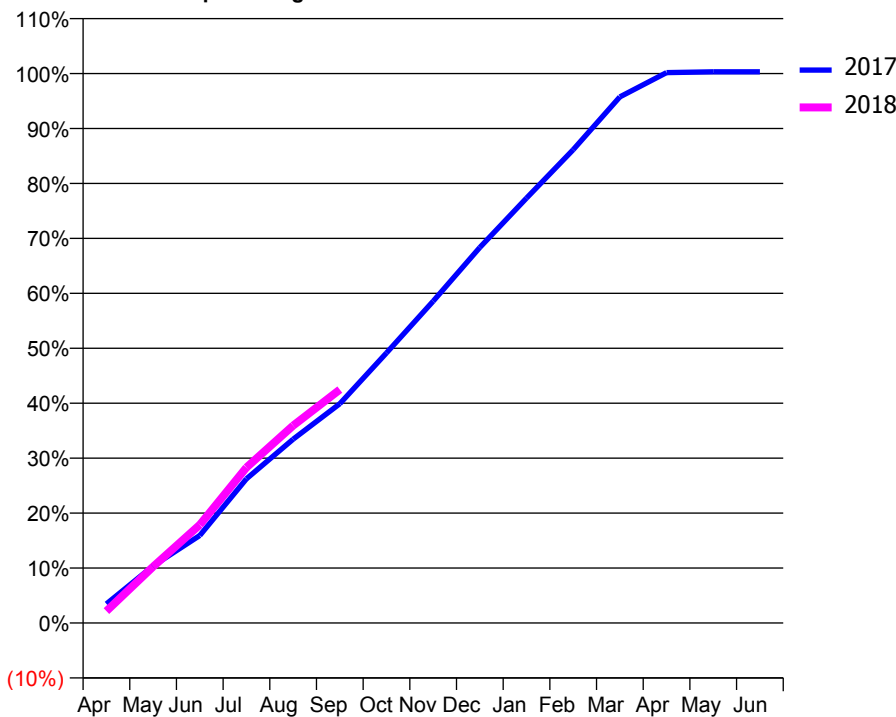
ACCESS*

Patients seen in 24 months	Total	Change since previous quarter
Quarter ending September 2016	9,583	
Quarter ending December 2016	9,901	↑
Quarter ending March 2017	9,945	→
Quarter ending June 2017	9,804	↓
Quarter ending September 2017	9,613	↓
Variance since September 2016	0.3%	→



ACTIVITY

Cumulative percentage of contracted UDA delivered 2017 & 2018



Adjusted Scheduled Activity (UDA)

Month	2017	2018
April	958	594
May	2,860	2,819
June	4,380	4,912
July	7,215	7,782
August	9,196	9,881
September	10,971	11,679
October	13,518	
November	16,107	
December	18,794	
January	21,264	
February	23,687	
March	26,329	
April	27,548	
May	27,585	
June	27,588	

QUALITY

	Quantity	Base Number	Contract	AT	Region	England
% of FP17s for the same patient ID Re-attending within 3 months - Children	72	1,452	5.0%	13.8%	12.8%	11.9%
% of FP17s for the same patient ID Re-attending within 3 months - Adults	494	4,295	11.5%	16.4%	16.5%	15.9%
% of FP17s for the same patient ID Re-attending between 3 & 9 months - Children	764	1,452	52.6%	57.5%	59.7%	58.1%
% of FP17s for the same patient ID Re-attending between 3 & 9 months - Adults	2,109	4,295	49.1%	51.4%	53.0%	50.6%
% of FP17s for Band 1 Urgent Courses	223	5,246	4.3%	10.9%	9.2%	9.1%
% of FP17s Relating to Free Repair or Replacements	62	5,246	1.2%	0.9%	1.0%	0.8%
% of FP17s Relating to Continuations	114	5,246	2.2%	1.1%	1.2%	1.1%
% of Patients satisfied with the dentistry they have received	14	14	100.0%	91.2%	91.6%	91.4%
% of Patients satisfied with the time they had to wait for an appointment	14	14	100.0%	86.8%	88.1%	87.7%

* This is based on patients treated on this contract for their most recent course of treatment. Figures in italics indicate the base number of FP17s or Patient Questionnaire responses are less than 100. N/A is shown where the base number of responses is less than 10 during the period. % is calculated as Quantity/Base number*100

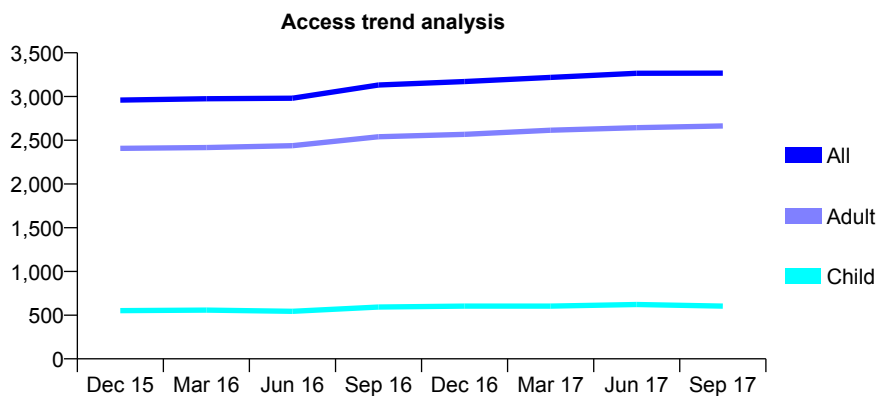
Q47 - Vital Signs At a Glance Contract Report for 191035/0002 - September 2017

Name or company name	Colne and Earby Dental Practice
Contract type name	GDS Contract
Purpose of contract	General
Contract start date	14/12/2009
Contract end date	

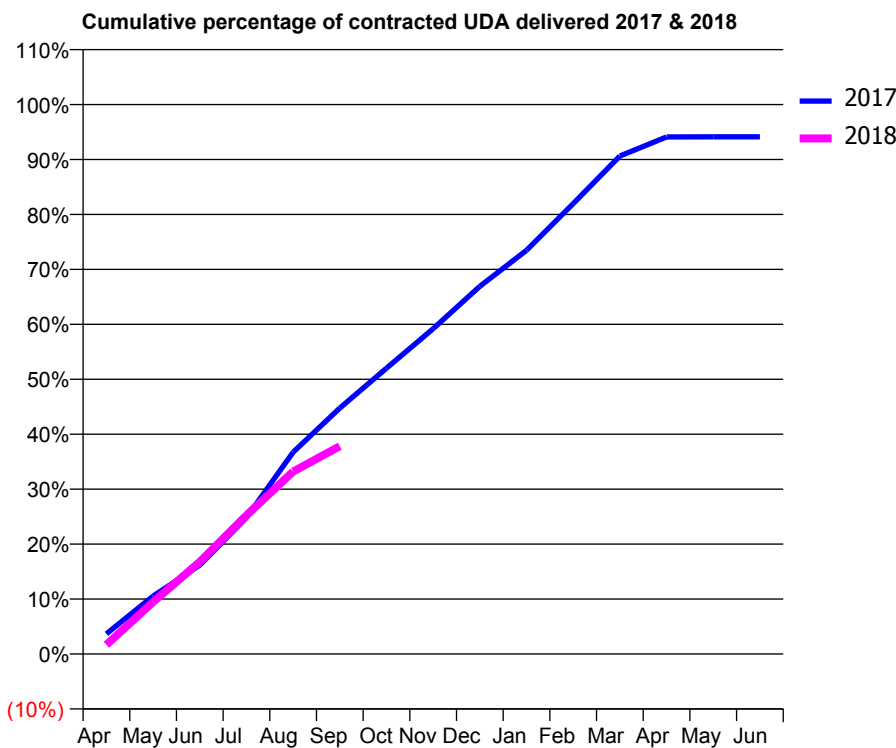
17/18 Contracted general activity (UDA)	10,200
Carry forward general activity (UDA)	0
17/18 Contracted orthodontic activity (UOA)	0
Carry forward orthodontic activity (UOA)	0
Baseline contract value	£257,161.12

ACCESS*

Patients seen in 24 months	Total	Change since previous quarter
Quarter ending September 2016	3,132	
Quarter ending December 2016	3,171	→
Quarter ending March 2017	3,218	→
Quarter ending June 2017	3,266	→
Quarter ending September 2017	3,267	→
Variance since September 2016	4.3%	↑



ACTIVITY



Month	Adjusted Scheduled Activity (UDA)	
	2017	2018
April	375	171
May	1,075	967
June	1,649	1,712
July	2,533	2,575
August	3,745	3,386
September	4,565	3,857
October	5,307	
November	6,038	
December	6,827	
January	7,493	
February	8,361	
March	9,244	
April	9,597	
May	9,600	
June	9,600	

QUALITY

	Quantity	Base Number	Contract	AT	Region	England
% of FP17s for the same patient ID Re-attending within 3 months - Children	17	383	4.4%	13.8%	12.8%	11.9%
% of FP17s for the same patient ID Re-attending within 3 months - Adults	190	1,553	12.2%	16.4%	16.5%	15.9%
% of FP17s for the same patient ID Re-attending between 3 & 9 months - Children	233	383	60.8%	57.5%	59.7%	58.1%
% of FP17s for the same patient ID Re-attending between 3 & 9 months - Adults	756	1,553	48.7%	51.4%	53.0%	50.6%
% of FP17s for Band 1 Urgent Courses	118	1,786	6.6%	10.9%	9.2%	9.1%
% of FP17s Relating to Free Repair or Replacements	10	1,786	0.6%	0.9%	1.0%	0.8%
% of FP17s Relating to Continuations	27	1,786	1.5%	1.1%	1.2%	1.1%
% of Patients satisfied with the dentistry they have received	9	9	N/A	91.2%	91.6%	91.4%
% of Patients satisfied with the time they had to wait for an appointment	8	9	N/A	86.8%	88.1%	87.7%

* This is based on patients treated on this contract for their most recent course of treatment. Figures in italics indicate the base number of FP17s or Patient Questionnaire responses are less than 100. N/A is shown where the base number of responses is less than 10 during the period. % is calculated as Quantity/Base number*100

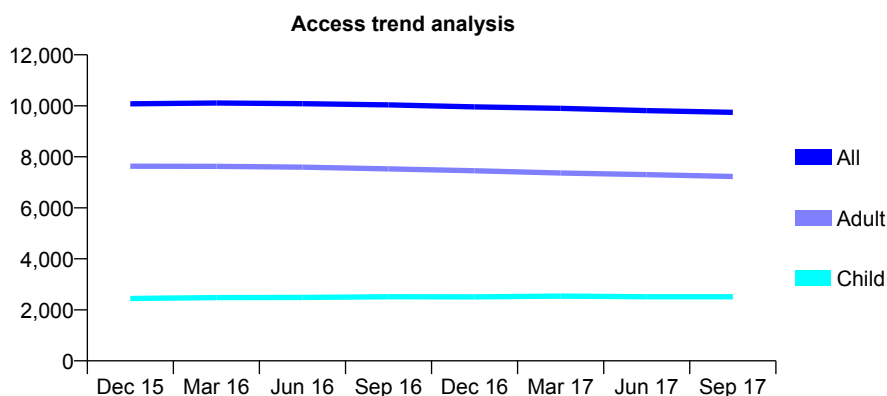
Q47 - Vital Signs At a Glance Contract Report for 191493/0001 - September 2017

Name or company name	Euxton (No1) Limited
Contract type name	GDS Contract
Purpose of contract	General
Contract start date	01/11/2007
Contract end date	

17/18 Contracted general activity (UDA)	28,458
Carry forward general activity (UDA)	0
17/18 Contracted orthodontic activity (UOA)	0
Carry forward orthodontic activity (UOA)	0
Baseline contract value	£772,215.52

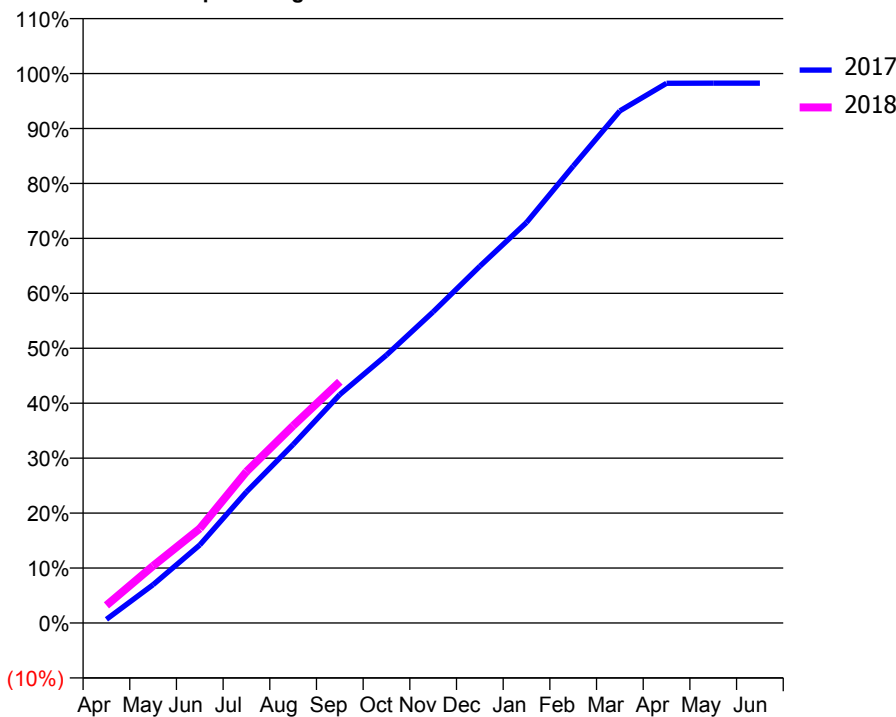
ACCESS*

Patients seen in 24 months	Total	Change since previous quarter
Quarter ending September 2016	10,039	
Quarter ending December 2016	9,959	→
Quarter ending March 2017	9,901	→
Quarter ending June 2017	9,814	→
Quarter ending September 2017	9,742	→
Variance since September 2016	(3.0%)	↓



ACTIVITY

Cumulative percentage of contracted UDA delivered 2017 & 2018



Month	Adjusted Scheduled Activity (UDA)	
	2017	2018
April	187	918
May	1,988	2,958
June	4,043	4,896
July	6,791	7,842
August	9,244	10,220
September	11,831	12,493
October	13,877	
November	16,115	
December	18,477	
January	20,739	
February	23,664	
March	26,519	
April	27,950	
May	27,959	
June	27,959	

QUALITY

	Quantity	Base Number	Contract	AT	Region	England
% of FP17s for the same patient ID Re-attending within 3 months - Children	159	2,027	7.8%	13.8%	12.8%	11.9%
% of FP17s for the same patient ID Re-attending within 3 months - Adults	635	5,056	12.6%	16.4%	16.5%	15.9%
% of FP17s for the same patient ID Re-attending between 3 & 9 months - Children	1,333	2,027	65.8%	57.5%	59.7%	58.1%
% of FP17s for the same patient ID Re-attending between 3 & 9 months - Adults	3,068	5,056	60.7%	51.4%	53.0%	50.6%
% of FP17s for Band 1 Urgent Courses	254	6,430	4.0%	10.9%	9.2%	9.1%
% of FP17s Relating to Free Repair or Replacements	56	6,430	0.9%	0.9%	1.0%	0.8%
% of FP17s Relating to Continuations	191	6,430	3.0%	1.1%	1.2%	1.1%
% of Patients satisfied with the dentistry they have received	21	25	84.0%	91.2%	91.6%	91.4%
% of Patients satisfied with the time they had to wait for an appointment	19	25	76.0%	86.8%	88.1%	87.7%

* This is based on patients treated on this contract for their most recent course of treatment. Figures in italics indicate the base number of FP17s or Patient Questionnaire responses are less than 100. N/A is shown where the base number of responses is less than 10 during the period. % is calculated as Quantity/Base number*100

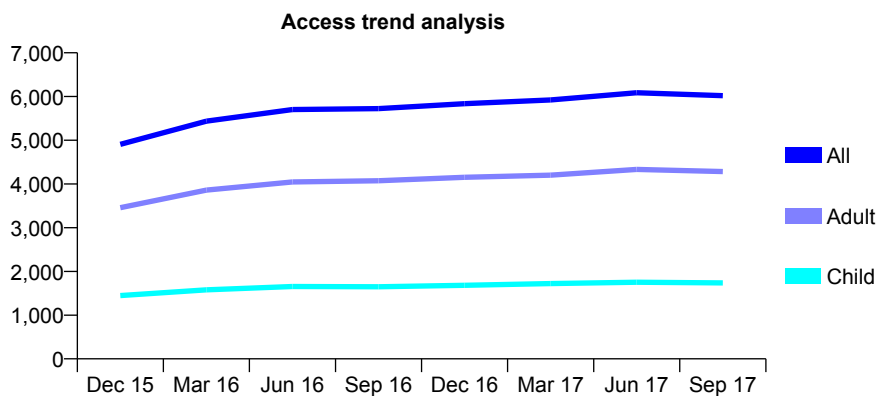
Q47 - Vital Signs At a Glance Contract Report for 194573/0001 - September 2017

Name or company name	Jones Dental Practice
Contract type name	GDS Contract
Purpose of contract	General
Contract start date	01/06/2010
Contract end date	

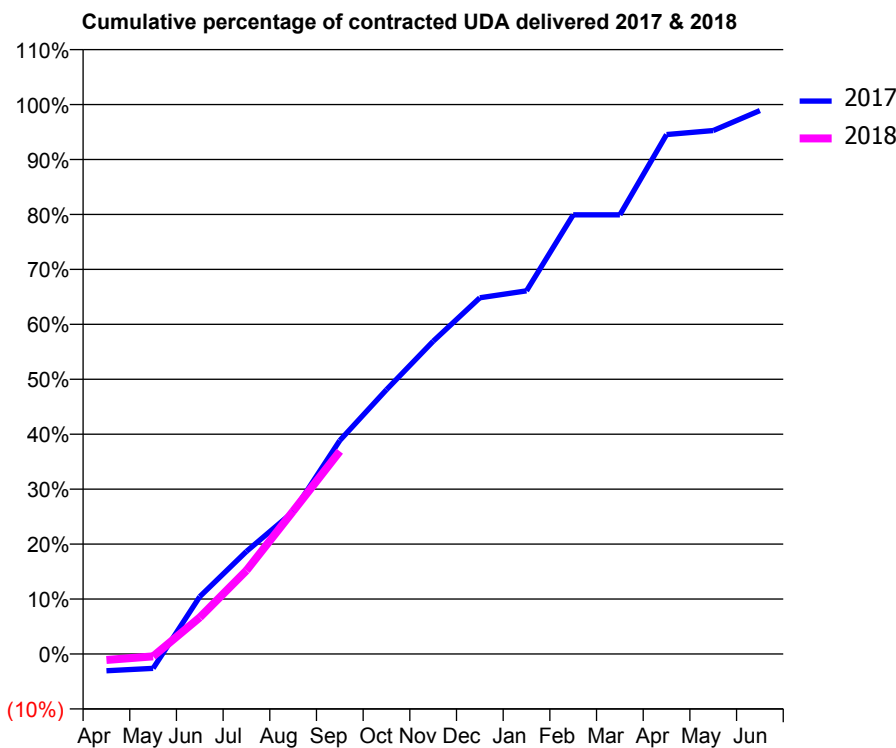
17/18 Contracted general activity (UDA)	16,357
Carry forward general activity (UDA)	179
17/18 Contracted orthodontic activity (UOA)	0
Carry forward orthodontic activity (UOA)	0
Baseline contract value	£443,106.05

ACCESS*

Patients seen in 24 months	Total	Change since previous quarter
Quarter ending September 2016	5,723	
Quarter ending December 2016	5,835	→
Quarter ending March 2017	5,921	→
Quarter ending June 2017	6,085	↑
Quarter ending September 2017	6,019	↓
Variance since September 2016	5.2%	↑



ACTIVITY



Month	Adjusted Scheduled Activity (UDA)	
	2017	2018
April	-502	-179
May	-429	-75
June	1,710	1,091
July	3,053	2,486
August	4,235	4,254
September	6,355	6,035
October	7,870	
November	9,309	
December	10,605	
January	10,811	
February	13,073	
March	13,073	
April	15,463	
May	15,583	
June	16,178	

QUALITY

	Quantity	Base Number	Contract	AT	Region	England
% of FP17s for the same patient ID Re-attending within 3 months - Children	402	1,991	20.2%	13.8%	12.8%	11.9%
% of FP17s for the same patient ID Re-attending within 3 months - Adults	644	3,907	16.5%	16.4%	16.5%	15.9%
% of FP17s for the same patient ID Re-attending between 3 & 9 months - Children	1,147	1,991	57.6%	57.5%	59.7%	58.1%
% of FP17s for the same patient ID Re-attending between 3 & 9 months - Adults	2,358	3,907	60.4%	51.4%	53.0%	50.6%
% of FP17s for Band 1 Urgent Courses	170	3,169	5.4%	10.9%	9.2%	9.1%
% of FP17s Relating to Free Repair or Replacements	7	3,169	0.2%	0.9%	1.0%	0.8%
% of FP17s Relating to Continuations	6	3,169	0.2%	1.1%	1.2%	1.1%
% of Patients satisfied with the dentistry they have received	10	11	90.9%	91.2%	91.6%	91.4%
% of Patients satisfied with the time they had to wait for an appointment	9	11	81.8%	86.8%	88.1%	87.7%

* This is based on patients treated on this contract for their most recent course of treatment. Figures in italics indicate the base number of FP17s or Patient Questionnaire responses are less than 100. N/A is shown where the base number of responses is less than 10 during the period. % is calculated as Quantity/Base number*100

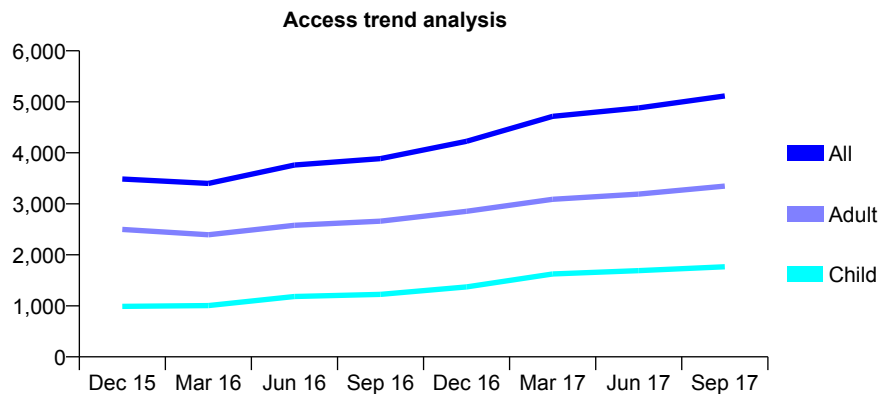
Q47 - Vital Signs At a Glance Contract Report for 197211/0001 - September 2017

Name or company name	Drakes Dental Care
Contract type name	GDS Contract
Purpose of contract	General
Contract start date	26/12/2012
Contract end date	

17/18 Contracted general activity (UDA)	15,403
Carry forward general activity (UDA)	0
17/18 Contracted orthodontic activity (UOA)	0
Carry forward orthodontic activity (UOA)	0
Baseline contract value	£390,320.68

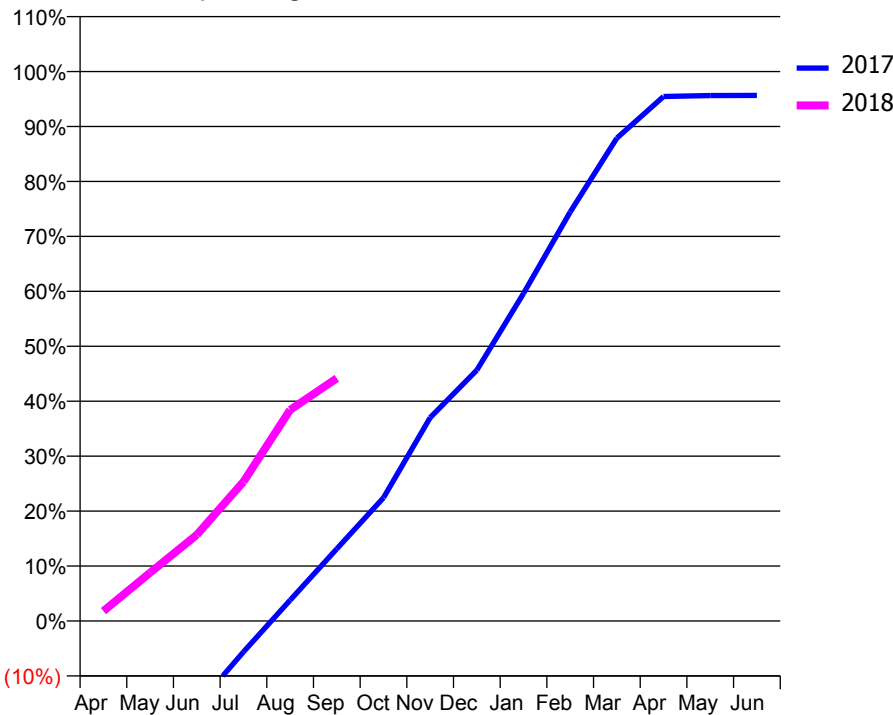
ACCESS*

Patients seen in 24 months	Total	Change since previous quarter
Quarter ending September 2016	3,886	
Quarter ending December 2016	4,226	↑
Quarter ending March 2017	4,714	↑
Quarter ending June 2017	4,881	↑
Quarter ending September 2017	5,116	↑
Variance since September 2016	31.7%	↑



ACTIVITY

Cumulative percentage of contracted UDA delivered 2017 & 2018



Month	Adjusted Scheduled Activity (UDA)	
	2017	2018
April	-4,189	280
May	-3,225	1,355
June	-2,032	2,418
July	-738	3,904
August	495	5,920
September	1,714	6,804
October	2,927	
November	4,833	
December	5,959	
January	7,780	
February	9,718	
March	11,471	
April	12,458	
May	12,481	
June	12,484	

QUALITY

	Quantity	Base Number	Contract	AT	Region	England
% of FP17s for the same patient ID Re-attending within 3 months - Children	197	1,497	13.2%	13.8%	12.8%	11.9%
% of FP17s for the same patient ID Re-attending within 3 months - Adults	391	2,413	16.2%	16.4%	16.5%	15.9%
% of FP17s for the same patient ID Re-attending between 3 & 9 months - Children	857	1,497	57.2%	57.5%	59.7%	58.1%
% of FP17s for the same patient ID Re-attending between 3 & 9 months - Adults	1,302	2,413	54.0%	51.4%	53.0%	50.6%
% of FP17s for Band 1 Urgent Courses	256	3,463	7.4%	10.9%	9.2%	9.1%
% of FP17s Relating to Free Repair or Replacements	15	3,463	0.4%	0.9%	1.0%	0.8%
% of FP17s Relating to Continuations	6	3,463	0.2%	1.1%	1.2%	1.1%
% of Patients satisfied with the dentistry they have received	22	23	95.7%	91.2%	91.6%	91.4%
% of Patients satisfied with the time they had to wait for an appointment	20	23	87.0%	86.8%	88.1%	87.7%

* This is based on patients treated on this contract for their most recent course of treatment. Figures in italics indicate the base number of FP17s or Patient Questionnaire responses are less than 100. N/A is shown where the base number of responses is less than 10 during the period. % is calculated as Quantity/Base number*100

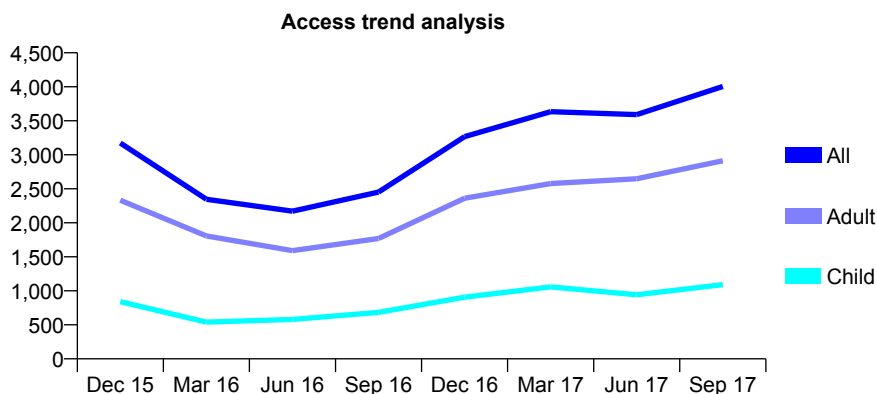
Q47 - Vital Signs At a Glance Contract Report for 197416/0002 - September 2017

Name or company name	Whitworth Dental Care Limited
Contract type name	GDS Contract
Purpose of contract	General
Contract start date	01/04/2013
Contract end date	

17/18 Contracted general activity (UDA)	9,000
Carry forward general activity (UDA)	0
17/18 Contracted orthodontic activity (UOA)	0
Carry forward orthodontic activity (UOA)	0
Baseline contract value	£293,488.56

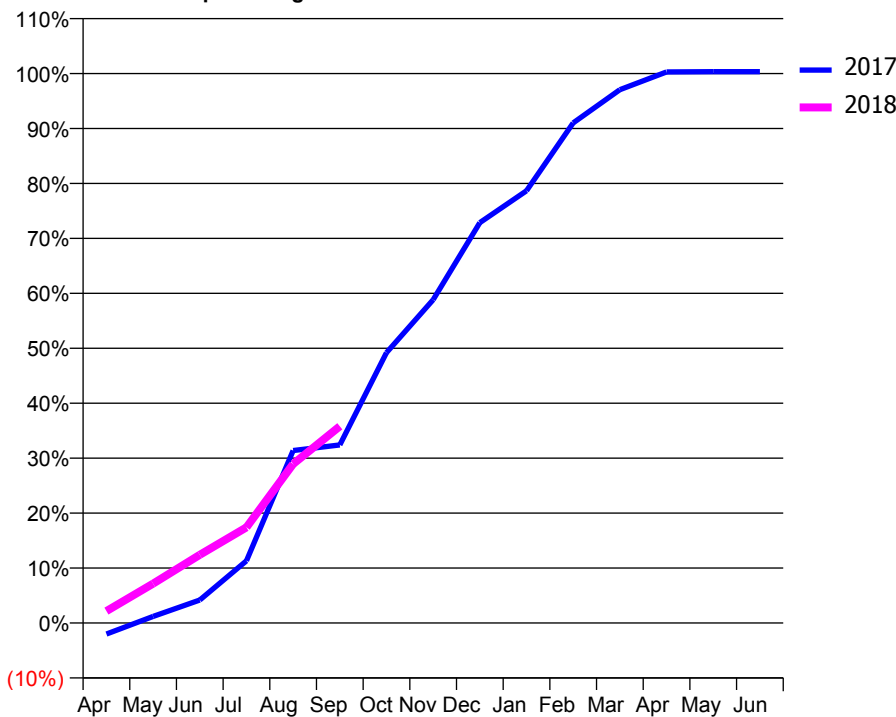
ACCESS*

Patients seen in 24 months	Total	Change since previous quarter
Quarter ending September 2016	2,452	
Quarter ending December 2016	3,268	↑
Quarter ending March 2017	3,635	↑
Quarter ending June 2017	3,591	↓
Quarter ending September 2017	4,005	↑
Variance since September 2016	63.3%	↑



ACTIVITY

Cumulative percentage of contracted UDA delivered 2017 & 2018



Month	Adjusted Scheduled Activity (UDA)	
	2017	2018
April	-182	196
May	108	645
June	377	1,117
July	1,019	1,567
August	2,824	2,605
September	2,917	3,223
October	4,428	
November	5,296	
December	6,558	
January	7,080	
February	8,192	
March	8,735	
April	9,026	
May	9,031	
June	9,031	

QUALITY

	Quantity	Base Number	Contract	AT	Region	England
% of FP17s for the same patient ID Re-attending within 3 months - Children	79	1,087	7.3%	13.8%	12.8%	11.9%
% of FP17s for the same patient ID Re-attending within 3 months - Adults	79	1,444	5.5%	16.4%	16.5%	15.9%
% of FP17s for the same patient ID Re-attending between 3 & 9 months - Children	427	1,087	39.3%	57.5%	59.7%	58.1%
% of FP17s for the same patient ID Re-attending between 3 & 9 months - Adults	349	1,444	24.2%	51.4%	53.0%	50.6%
% of FP17s for Band 1 Urgent Courses	74	1,750	4.2%	10.9%	9.2%	9.1%
% of FP17s Relating to Free Repair or Replacements	1	1,750	0.1%	0.9%	1.0%	0.8%
% of FP17s Relating to Continuations	1	1,750	0.1%	1.1%	1.2%	1.1%
% of Patients satisfied with the dentistry they have received	8	10	80.0%	91.2%	91.6%	91.4%
% of Patients satisfied with the time they had to wait for an appointment	9	10	90.0%	86.8%	88.1%	87.7%

* This is based on patients treated on this contract for their most recent course of treatment. Figures in italics indicate the base number of FP17s or Patient Questionnaire responses are less than 100. N/A is shown where the base number of responses is less than 10 during the period. % is calculated as Quantity/Base number*100

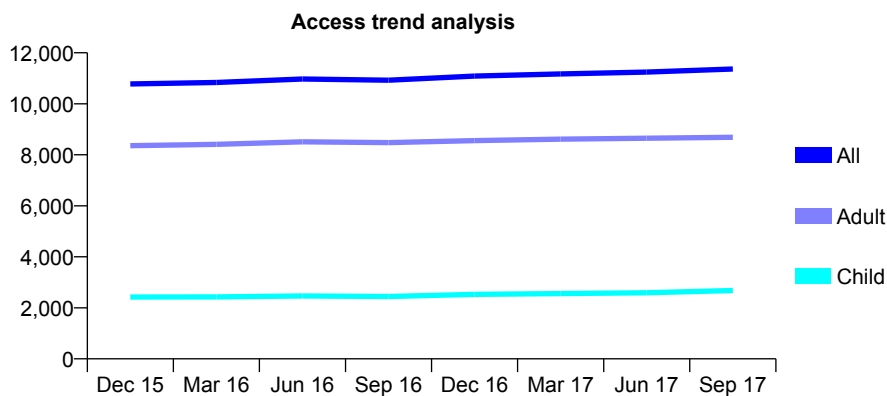
Q47 - Vital Signs At a Glance Contract Report for 198447/0001 - September 2017

Name or company name	Dentistry 4 All
Contract type name	Pilot Contract
Purpose of contract	General and Orthodontic
Contract start date	01/04/2009
Contract end date	

17/18 Contracted general activity (UDA)	34,000
Carry forward general activity (UDA)	0
17/18 Contracted orthodontic activity (UOA)	1,000
Carry forward orthodontic activity (UOA)	-10
Baseline contract value	£1,159,325.54

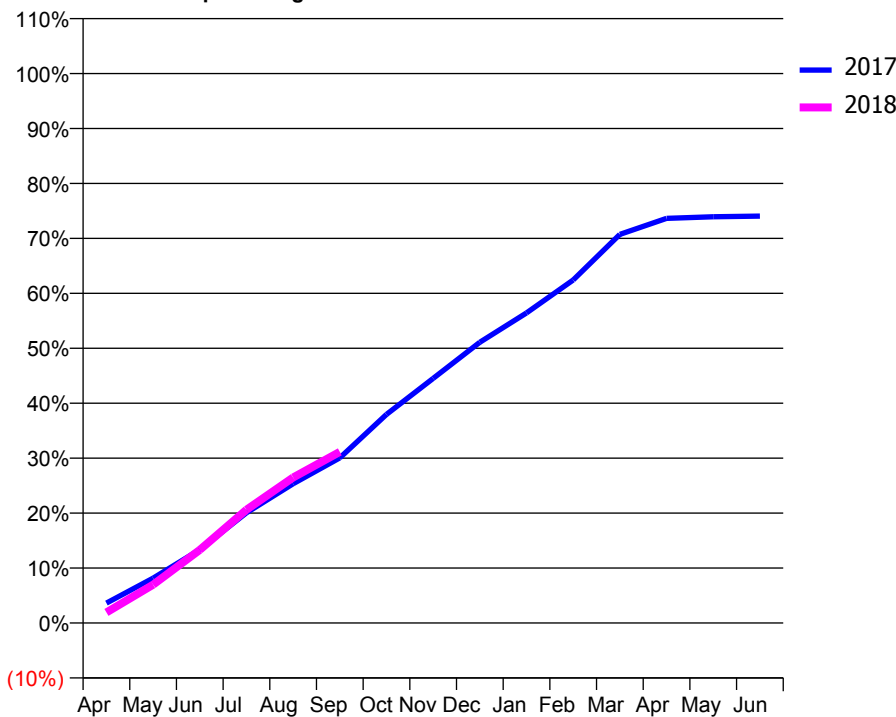
ACCESS*

Patients seen in 24 months	Total	Change since previous quarter
Quarter ending September 2016	10,923	
Quarter ending December 2016	11,086	→
Quarter ending March 2017	11,173	→
Quarter ending June 2017	11,242	→
Quarter ending September 2017	11,367	→
Variance since September 2016	4.1%	↑



ACTIVITY

Cumulative percentage of contracted UDA delivered 2017 & 2018



Adjusted Scheduled Activity (UDA)

Month	2017	2018
April	1,230	658
May	2,775	2,372
June	4,543	4,525
July	6,817	7,006
August	8,619	9,008
September	10,220	10,593
October	12,906	
November	15,135	
December	17,370	
January	19,186	
February	21,228	
March	24,048	
April	25,034	
May	25,138	
June	25,175	

QUALITY

	Quantity	Base Number	Contract	AT	Region	England
% of FP17s for the same patient ID Re-attending within 3 months - Children	165	2,052	8.0%	13.8%	12.8%	11.9%
% of FP17s for the same patient ID Re-attending within 3 months - Adults	714	5,014	14.2%	16.4%	16.5%	15.9%
% of FP17s for the same patient ID Re-attending between 3 & 9 months - Children	1,084	2,052	52.8%	57.5%	59.7%	58.1%
% of FP17s for the same patient ID Re-attending between 3 & 9 months - Adults	1,956	5,014	39.0%	51.4%	53.0%	50.6%
% of FP17s for Band 1 Urgent Courses	271	5,556	4.9%	10.9%	9.2%	9.1%
% of FP17s Relating to Free Repair or Replacements	12	5,556	0.2%	0.9%	1.0%	0.8%
% of FP17s Relating to Continuations	19	5,556	0.3%	1.1%	1.2%	1.1%
% of Patients satisfied with the dentistry they have received	24	24	100.0%	91.2%	91.6%	91.4%
% of Patients satisfied with the time they had to wait for an appointment	21	24	87.5%	86.8%	88.1%	87.7%

* This is based on patients treated on this contract for their most recent course of treatment. Figures in italics indicate the base number of FP17s or Patient Questionnaire responses are less than 100. N/A is shown where the base number of responses is less than 10 during the period. % is calculated as Quantity/Base number*100

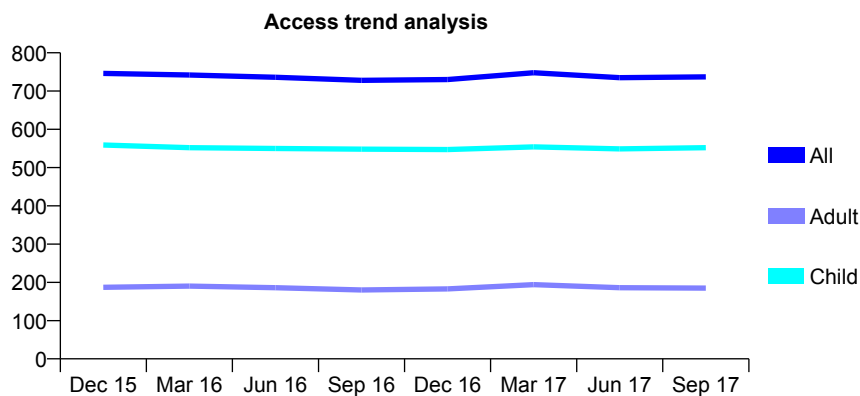
Q47 - Vital Signs At a Glance Contract Report for 199095/0001 - September 2017

Name or company name	Aughton Dental Practice
Contract type name	GDS Contract
Purpose of contract	General
Contract start date	31/08/2012
Contract end date	

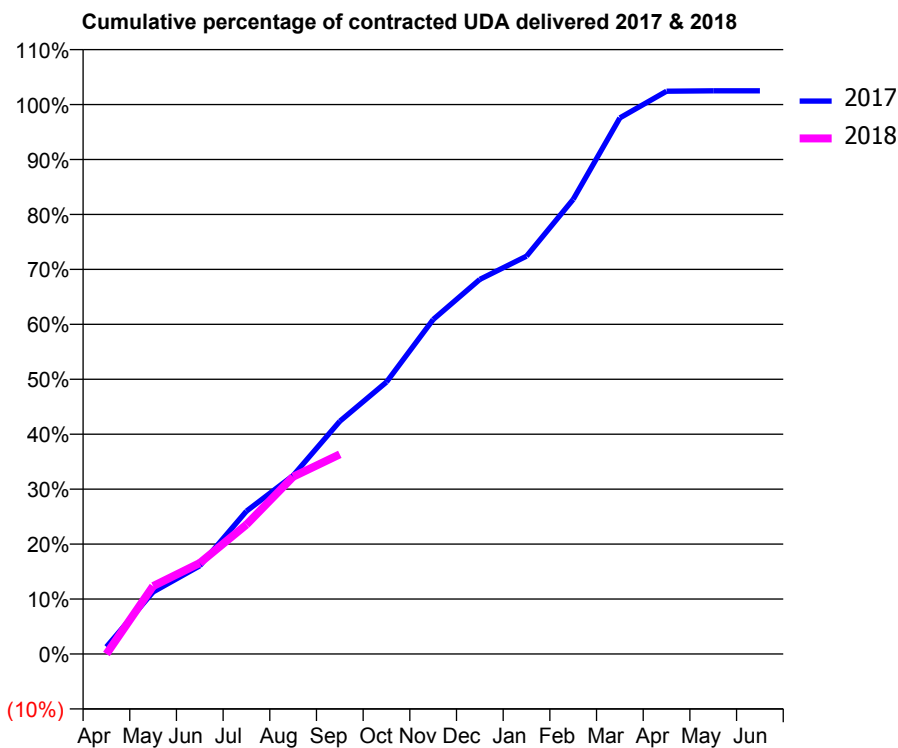
17/18 Contracted general activity (UDA)	2,000
Carry forward general activity (UDA)	0
17/18 Contracted orthodontic activity (UOA)	0
Carry forward orthodontic activity (UOA)	0
Baseline contract value	£58,546.91

ACCESS*

Patients seen in 24 months	Total	Change since previous quarter
Quarter ending September 2016	728	
Quarter ending December 2016	730	→
Quarter ending March 2017	748	↑
Quarter ending June 2017	735	↓
Quarter ending September 2017	737	→
Variance since September 2016	1.2%	→



ACTIVITY



Month	Adjusted Scheduled Activity (UDA)	
	2017	2018
April	26	0
May	226	247
June	321	331
July	520	471
August	650	645
September	847	727
October	990	
November	1,218	
December	1,364	
January	1,448	
February	1,655	
March	1,951	
April	2,049	
May	2,050	
June	2,050	

QUALITY

	Quantity	Base Number	Contract	AT	Region	England
% of FP17s for the same patient ID Re-attending within 3 months - Children	91	509	17.9%	13.8%	12.8%	11.9%
% of FP17s for the same patient ID Re-attending within 3 months - Adults	8	89	9.0%	16.4%	16.5%	15.9%
% of FP17s for the same patient ID Re-attending between 3 & 9 months - Children	325	509	63.9%	57.5%	59.7%	58.1%
% of FP17s for the same patient ID Re-attending between 3 & 9 months - Adults	47	89	52.8%	51.4%	53.0%	50.6%
% of FP17s for Band 1 Urgent Courses	30	536	5.6%	10.9%	9.2%	9.1%
% of FP17s Relating to Free Repair or Replacements	0	536	0.0%	0.9%	1.0%	0.8%
% of FP17s Relating to Continuations	18	536	3.4%	1.1%	1.2%	1.1%
% of Patients satisfied with the dentistry they have received	7	7	N/A	91.2%	91.6%	91.4%
% of Patients satisfied with the time they had to wait for an appointment	7	7	N/A	86.8%	88.1%	87.7%

* This is based on patients treated on this contract for their most recent course of treatment. Figures in italics indicate the base number of FP17s or Patient Questionnaire responses are less than 100. N/A is shown where the base number of responses is less than 10 during the period. % is calculated as Quantity/Base number*100

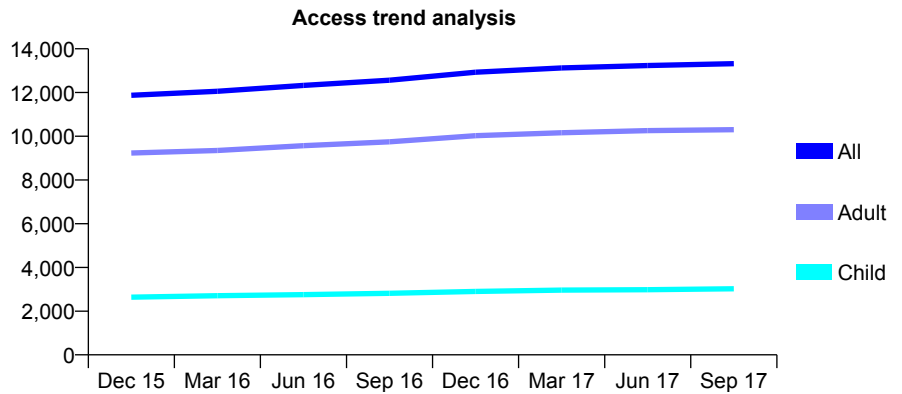
Q47 - Vital Signs At a Glance Contract Report for 199710/0001 - September 2017

Name or company name	BROCK STREET DENTAL PRACTICE LTI
Contract type name	GDS Contract
Purpose of contract	General
Contract start date	01/04/2010
Contract end date	

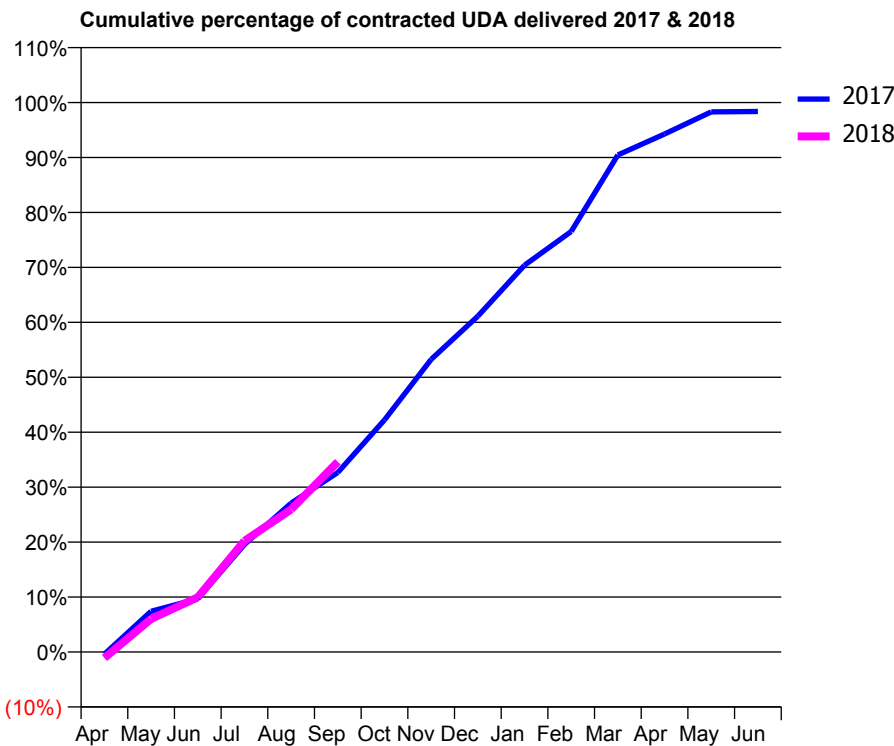
17/18 Contracted general activity (UDA)	36,251
Carry forward general activity (UDA)	595
17/18 Contracted orthodontic activity (UOA)	0
Carry forward orthodontic activity (UOA)	0
Baseline contract value	£1,054,935.21

ACCESS*

Patients seen in 24 months	Total	Change since previous quarter
Quarter ending September 2016	12,561	
Quarter ending December 2016	12,927	↑
Quarter ending March 2017	13,124	→
Quarter ending June 2017	13,237	→
Quarter ending September 2017	13,321	→
Variance since September 2016	6.1%	↑



ACTIVITY



Month	Adjusted Scheduled Activity (UDA)	
	2017	2018
April	-143	-396
May	2,685	2,184
June	3,515	3,615
July	7,094	7,333
August	9,820	9,404
September	11,849	12,547
October	15,307	
November	19,308	
December	22,151	
January	25,519	
February	27,744	
March	32,793	
April	34,169	
May	35,634	
June	35,656	

QUALITY

	Quantity	Base Number	Contract	AT	Region	England
% of FP17s for the same patient ID Re-attending within 3 months - Children	147	2,157	6.8%	13.8%	12.8%	11.9%
% of FP17s for the same patient ID Re-attending within 3 months - Adults	1,171	6,408	18.3%	16.4%	16.5%	15.9%
% of FP17s for the same patient ID Re-attending between 3 & 9 months - Children	1,449	2,157	67.2%	57.5%	59.7%	58.1%
% of FP17s for the same patient ID Re-attending between 3 & 9 months - Adults	2,378	6,408	37.1%	51.4%	53.0%	50.6%
% of FP17s for Band 1 Urgent Courses	1,025	6,923	14.8%	10.9%	9.2%	9.1%
% of FP17s Relating to Free Repair or Replacements	126	6,923	1.8%	0.9%	1.0%	0.8%
% of FP17s Relating to Continuations	76	6,923	1.1%	1.1%	1.2%	1.1%
% of Patients satisfied with the dentistry they have received	19	22	86.4%	91.2%	91.6%	91.4%
% of Patients satisfied with the time they had to wait for an appointment	18	22	81.8%	86.8%	88.1%	87.7%

* This is based on patients treated on this contract for their most recent course of treatment. Figures in italics indicate the base number of FP17s or Patient Questionnaire responses are less than 100. N/A is shown where the base number of responses is less than 10 during the period. % is calculated as Quantity/Base number*100

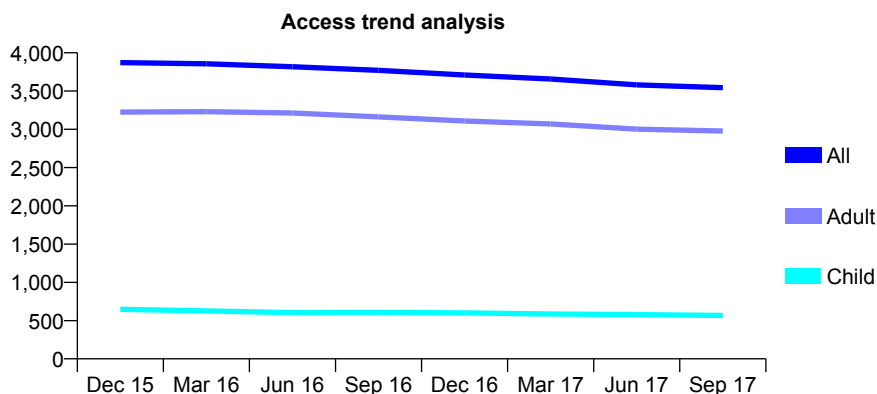
Q47 - Vital Signs At a Glance Contract Report for 208582/0001 - September 2017

Name or company name	MR S DITCHFIELD
Contract type name	GDS Contract
Purpose of contract	General
Contract start date	01/04/2006
Contract end date	

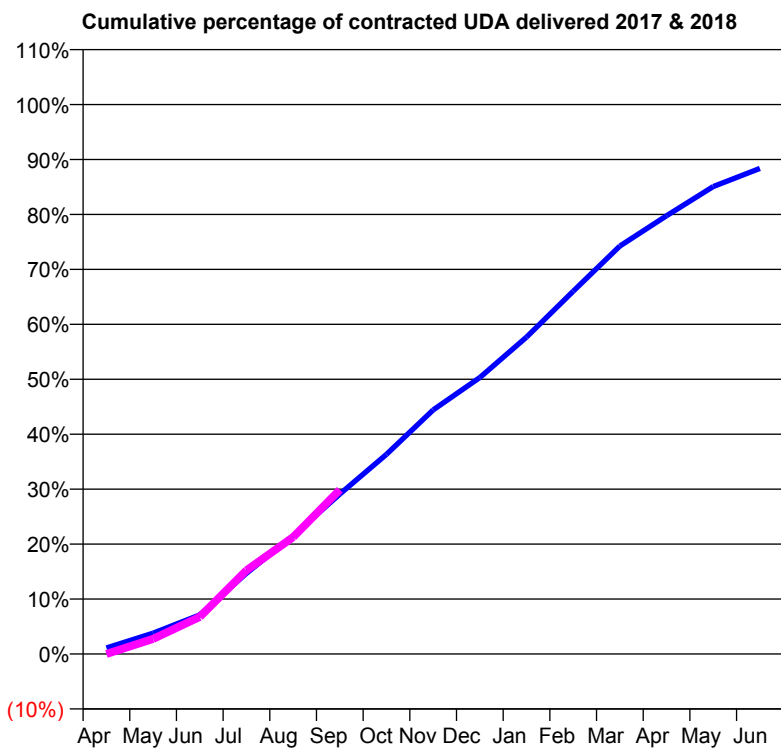
17/18 Contracted general activity (UDA)	11,235
Carry forward general activity (UDA)	0
17/18 Contracted orthodontic activity (UOA)	0
Carry forward orthodontic activity (UOA)	0
Baseline contract value	£366,375.99

ACCESS*

Patients seen in 24 months	Total	Change since previous quarter
Quarter ending September 2016	3,770	
Quarter ending December 2016	3,710	↓
Quarter ending March 2017	3,658	↓
Quarter ending June 2017	3,580	↓
Quarter ending September 2017	3,544	↓
Variance since September 2016	(6.0%)	↓



ACTIVITY



Month	Adjusted Scheduled Activity (UDA)	
	2017	2018
April	124	0
May	426	311
June	800	759
July	1,651	1,710
August	2,416	2,390
September	3,270	3,358
October	4,083	
November	4,991	
December	5,653	
January	6,481	
February	7,417	
March	8,343	
April	8,960	
May	9,557	
June	9,927	

QUALITY

	Quantity	Base Number	Contract	AT	Region	England
% of FP17s for the same patient ID Re-attending within 3 months - Children	43	386	11.1%	13.8%	12.8%	11.9%
% of FP17s for the same patient ID Re-attending within 3 months - Adults	236	2,018	11.7%	16.4%	16.5%	15.9%
% of FP17s for the same patient ID Re-attending between 3 & 9 months - Children	135	386	35.0%	57.5%	59.7%	58.1%
% of FP17s for the same patient ID Re-attending between 3 & 9 months - Adults	1,101	2,018	54.6%	51.4%	53.0%	50.6%
% of FP17s for Band 1 Urgent Courses	190	1,653	11.5%	10.9%	9.2%	9.1%
% of FP17s Relating to Free Repair or Replacements	13	1,653	0.8%	0.9%	1.0%	0.8%
% of FP17s Relating to Continuations	35	1,653	2.1%	1.1%	1.2%	1.1%
% of Patients satisfied with the dentistry they have received	16	17	94.1%	91.2%	91.6%	91.4%
% of Patients satisfied with the time they had to wait for an appointment	15	17	88.2%	86.8%	88.1%	87.7%

* This is based on patients treated on this contract for their most recent course of treatment. Figures in italics indicate the base number of FP17s or Patient Questionnaire responses are less than 100. N/A is shown where the base number of responses is less than 10 during the period. % is calculated as Quantity/Base number*100

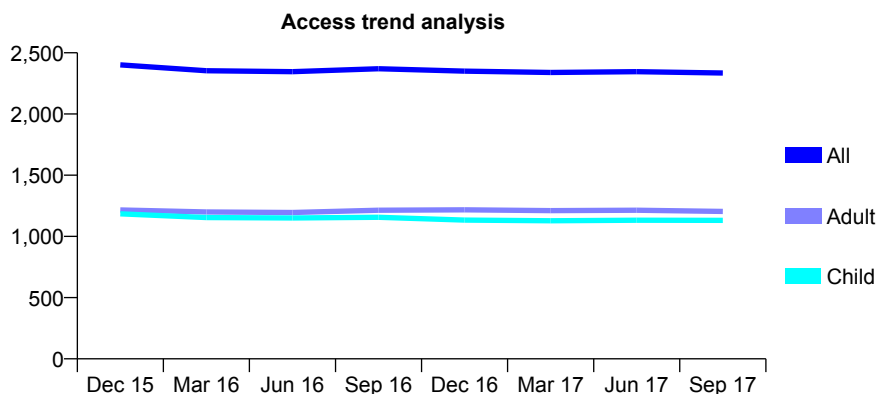
Q47 - Vital Signs At a Glance Contract Report for 208949/0001 - September 2017

Name or company name	Mr R Shimmin
Contract type name	GDS Contract
Purpose of contract	General
Contract start date	01/04/2006
Contract end date	

17/18 Contracted general activity (UDA)	6,500
Carry forward general activity (UDA)	0
17/18 Contracted orthodontic activity (UOA)	0
Carry forward orthodontic activity (UOA)	0
Baseline contract value	£141,321.35

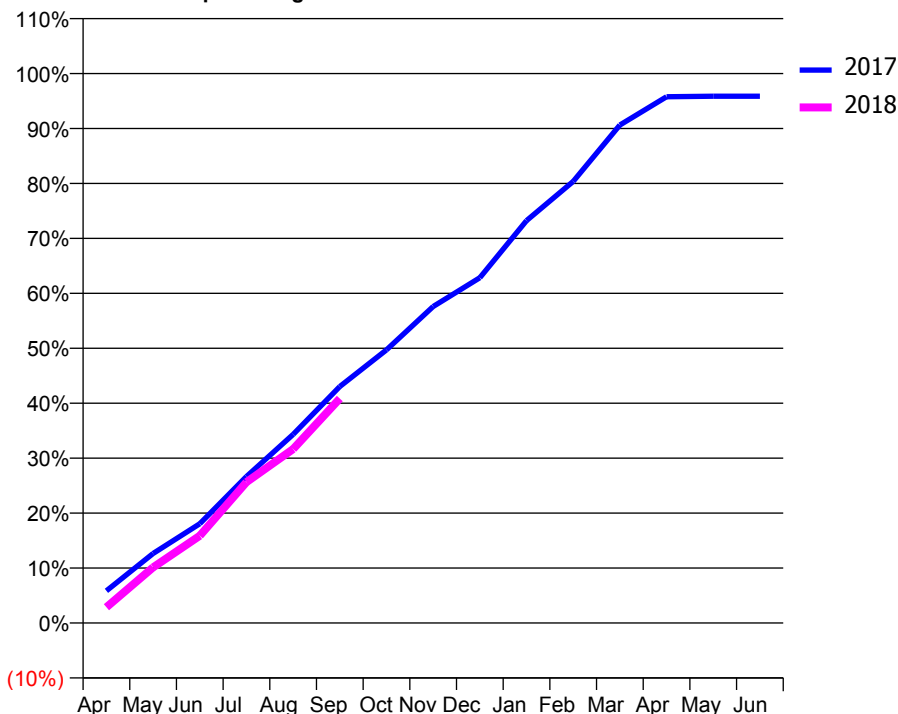
ACCESS*

Patients seen in 24 months	Total	Change since previous quarter
Quarter ending September 2016	2,370	
Quarter ending December 2016	2,350	→
Quarter ending March 2017	2,339	→
Quarter ending June 2017	2,346	→
Quarter ending September 2017	2,335	→
Variance since September 2016	(1.5%)	↓



ACTIVITY

Cumulative percentage of contracted UDA delivered 2017 & 2018



Month	Adjusted Scheduled Activity (UDA)	
	2017	2018
April	381	187
May	823	659
June	1,174	1,032
July	1,733	1,667
August	2,231	2,057
September	2,798	2,656
October	3,231	
November	3,745	
December	4,085	
January	4,760	
February	5,223	
March	5,891	
April	6,225	
May	6,231	
June	6,231	

QUALITY

	Quantity	Base Number	Contract	AT	Region	England
% of FP17s for the same patient ID Re-attending within 3 months - Children	69	940	7.3%	13.8%	12.8%	11.9%
% of FP17s for the same patient ID Re-attending within 3 months - Adults	110	859	12.8%	16.4%	16.5%	15.9%
% of FP17s for the same patient ID Re-attending between 3 & 9 months - Children	637	940	67.8%	57.5%	59.7%	58.1%
% of FP17s for the same patient ID Re-attending between 3 & 9 months - Adults	567	859	66.0%	51.4%	53.0%	50.6%
% of FP17s for Band 1 Urgent Courses	35	1,644	2.1%	10.9%	9.2%	9.1%
% of FP17s Relating to Free Repair or Replacements	0	1,644	0.0%	0.9%	1.0%	0.8%
% of FP17s Relating to Continuations	6	1,644	0.4%	1.1%	1.2%	1.1%
% of Patients satisfied with the dentistry they have received	9	9	N/A	91.2%	91.6%	91.4%
% of Patients satisfied with the time they had to wait for an appointment	9	9	N/A	86.8%	88.1%	87.7%

* This is based on patients treated on this contract for their most recent course of treatment. Figures in italics indicate the base number of FP17s or Patient Questionnaire responses are less than 100. N/A is shown where the base number of responses is less than 10 during the period. % is calculated as Quantity/Base number*100

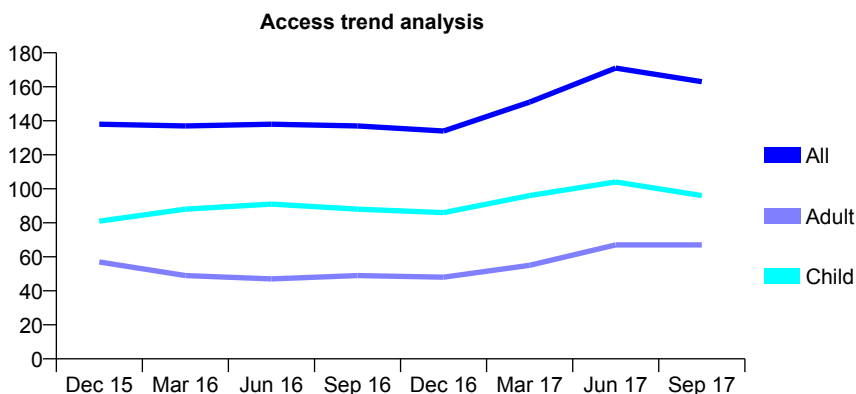
Q47 - Vital Signs At a Glance Contract Report for 215694/0001 - September 2017

Name or company name	MISS SL CARO
Contract type name	GDS Contract
Purpose of contract	General
Contract start date	01/04/2006
Contract end date	

17/18 Contracted general activity (UDA)	300
Carry forward general activity (UDA)	0
17/18 Contracted orthodontic activity (UOA)	0
Carry forward orthodontic activity (UOA)	0
Baseline contract value	£6,458.40

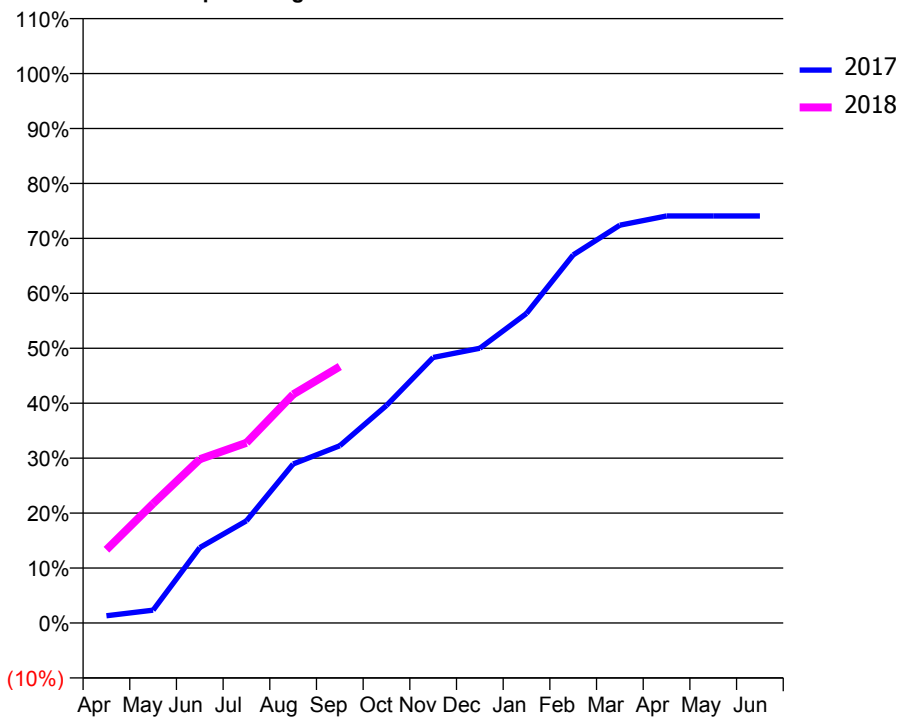
ACCESS*

Patients seen in 24 months	Total	Change since previous quarter
Quarter ending September 2016	137	
Quarter ending December 2016	134	↓
Quarter ending March 2017	151	↑
Quarter ending June 2017	171	↑
Quarter ending September 2017	163	↓
Variance since September 2016	19.0%	↑



ACTIVITY

Cumulative percentage of contracted UDA delivered 2017 & 2018



Month	Adjusted Scheduled Activity (UDA)	
	2017	2018
April	4	40
May	7	65
June	41	89
July	56	98
August	87	125
September	97	140
October	119	
November	145	
December	150	
January	169	
February	201	
March	217	
April	222	
May	222	
June	222	

QUALITY

	Quantity	Base Number	Contract	AT	Region	England
% of FP17s for the same patient ID Re-attending within 3 months - Children	1	55	1.8%	13.8%	12.8%	11.9%
% of FP17s for the same patient ID Re-attending within 3 months - Adults	1	36	2.8%	16.4%	16.5%	15.9%
% of FP17s for the same patient ID Re-attending between 3 & 9 months - Children	26	55	47.3%	57.5%	59.7%	58.1%
% of FP17s for the same patient ID Re-attending between 3 & 9 months - Adults	12	36	33.3%	51.4%	53.0%	50.6%
% of FP17s for Band 1 Urgent Courses	5	86	5.8%	10.9%	9.2%	9.1%
% of FP17s Relating to Free Repair or Replacements	0	86	0.0%	0.9%	1.0%	0.8%
% of FP17s Relating to Continuations	0	86	0.0%	1.1%	1.2%	1.1%
% of Patients satisfied with the dentistry they have received	0	1	N/A	91.2%	91.6%	91.4%
% of Patients satisfied with the time they had to wait for an appointment	1	1	N/A	86.8%	88.1%	87.7%

* This is based on patients treated on this contract for their most recent course of treatment. Figures in italics indicate the base number of FP17s or Patient Questionnaire responses are less than 100. N/A is shown where the base number of responses is less than 10 during the period. % is calculated as Quantity/Base number*100

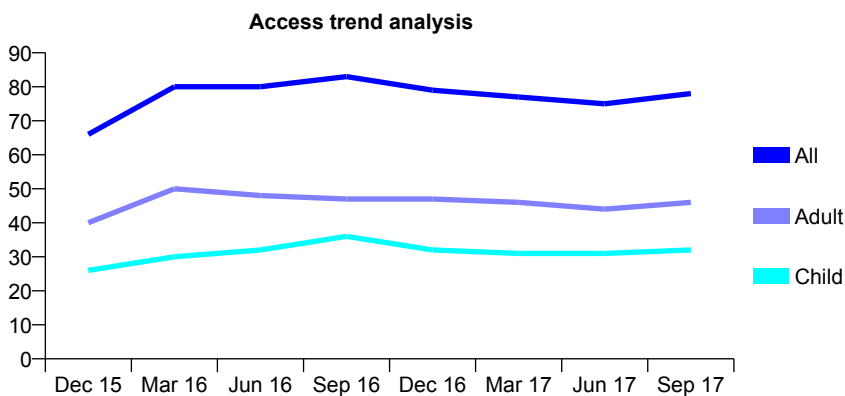
Q47 - Vital Signs At a Glance Contract Report for 215694/0002 - September 2017

Name or company name	MISS SL CARO
Contract type name	GDS Contract
Purpose of contract	General
Contract start date	01/01/2012
Contract end date	

17/18 Contracted general activity (UDA)	150
Carry forward general activity (UDA)	0
17/18 Contracted orthodontic activity (UOA)	0
Carry forward orthodontic activity (UOA)	0
Baseline contract value	£2,993.81

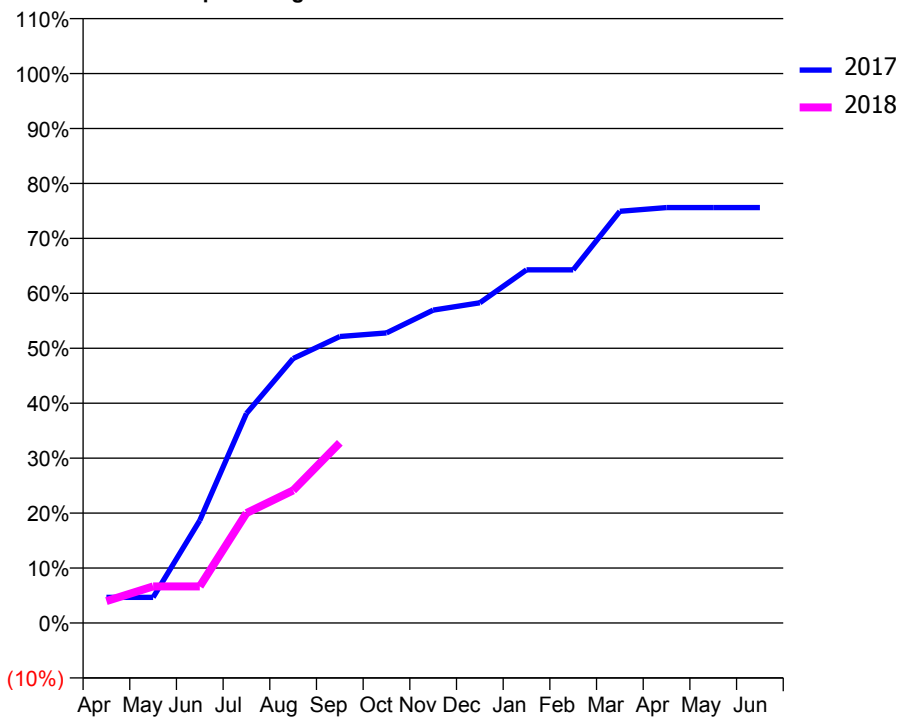
ACCESS*

Patients seen in 24 months	Total	Change since previous quarter
Quarter ending September 2016	83	
Quarter ending December 2016	79	↓
Quarter ending March 2017	77	↓
Quarter ending June 2017	75	↓
Quarter ending September 2017	78	↑
Variance since September 2016	(6.0%)	↓



ACTIVITY

Cumulative percentage of contracted UDA delivered 2017 & 2018



Month	Adjusted Scheduled Activity (UDA)	
	2017	2018
April	7	6
May	7	10
June	28	10
July	57	30
August	72	36
September	78	49
October	79	
November	85	
December	87	
January	96	
February	96	
March	112	
April	113	
May	113	
June	113	

QUALITY

	Quantity	Base Number	Contract	AT	Region	England
% of FP17s for the same patient ID Re-attending within 3 months - Children	0	13	0.0%	13.8%	12.8%	11.9%
% of FP17s for the same patient ID Re-attending within 3 months - Adults	1	20	5.0%	16.4%	16.5%	15.9%
% of FP17s for the same patient ID Re-attending between 3 & 9 months - Children	5	13	38.5%	57.5%	59.7%	58.1%
% of FP17s for the same patient ID Re-attending between 3 & 9 months - Adults	8	20	40.0%	51.4%	53.0%	50.6%
% of FP17s for Band 1 Urgent Courses	1	32	3.1%	10.9%	9.2%	9.1%
% of FP17s Relating to Free Repair or Replacements	0	32	0.0%	0.9%	1.0%	0.8%
% of FP17s Relating to Continuations	0	32	0.0%	1.1%	1.2%	1.1%
% of Patients satisfied with the dentistry they have received	0	0	N/A	91.2%	91.6%	91.4%
% of Patients satisfied with the time they had to wait for an appointment	0	0	N/A	86.8%	88.1%	87.7%

* This is based on patients treated on this contract for their most recent course of treatment. Figures in italics indicate the base number of FP17s or Patient Questionnaire responses are less than 100. N/A is shown where the base number of responses is less than 10 during the period. % is calculated as Quantity/Base number*100

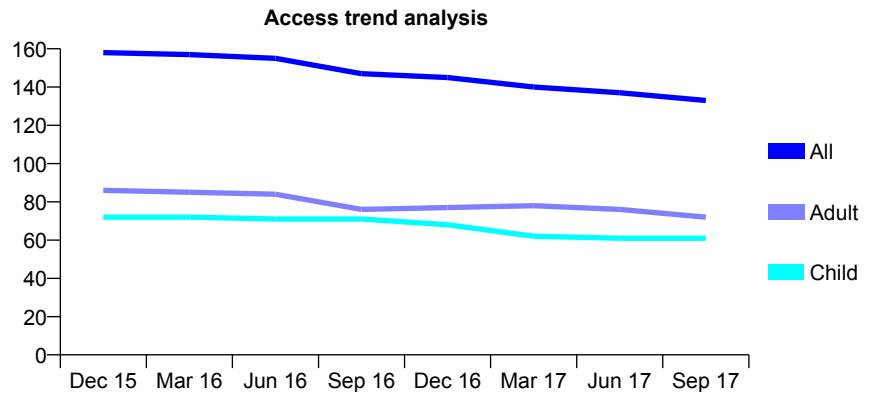
Q47 - Vital Signs At a Glance Contract Report for 221236/0002 - September 2017

Name or company name	MR PG WINSTANLEY
Contract type name	GDS Contract
Purpose of contract	General
Contract start date	01/05/2012
Contract end date	

17/18 Contracted general activity (UDA)	300
Carry forward general activity (UDA)	0
17/18 Contracted orthodontic activity (UOA)	0
Carry forward orthodontic activity (UOA)	0
Baseline contract value	£12,761.32

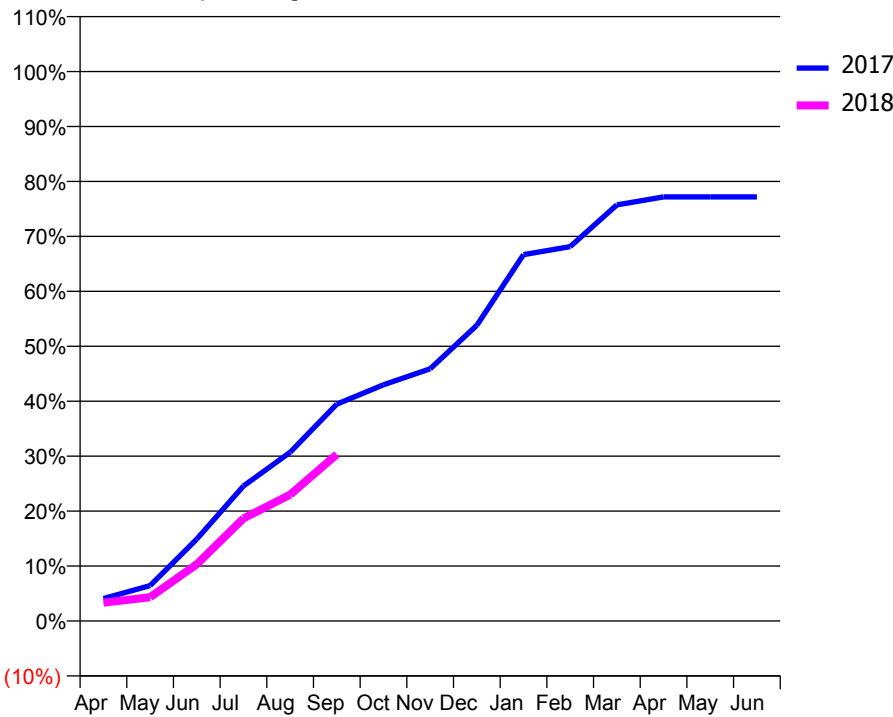
ACCESS*

Patients seen in 24 months	Total	Change since previous quarter
Quarter ending September 2016	147	
Quarter ending December 2016	145	↓
Quarter ending March 2017	140	↓
Quarter ending June 2017	137	↓
Quarter ending September 2017	133	↓
Variance since September 2016	(9.5%)	↓



ACTIVITY

Cumulative percentage of contracted UDA delivered 2017 & 2018



Month	Adjusted Scheduled Activity (UDA)	
	2017	2018
April	14	10
May	22	13
June	51	31
July	84	56
August	105	69
September	135	91
October	147	
November	157	
December	184	
January	228	
February	233	
March	259	
April	264	
May	264	
June	264	

QUALITY

	Quantity	Base Number	Contract	AT	Region	England
% of FP17s for the same patient ID Re-attending within 3 months - Children	1	48	2.1%	13.8%	12.8%	11.9%
% of FP17s for the same patient ID Re-attending within 3 months - Adults	0	39	0.0%	16.4%	16.5%	15.9%
% of FP17s for the same patient ID Re-attending between 3 & 9 months - Children	40	48	83.3%	57.5%	59.7%	58.1%
% of FP17s for the same patient ID Re-attending between 3 & 9 months - Adults	27	39	69.2%	51.4%	53.0%	50.6%
% of FP17s for Band 1 Urgent Courses	0	81	0.0%	10.9%	9.2%	9.1%
% of FP17s Relating to Free Repair or Replacements	0	81	0.0%	0.9%	1.0%	0.8%
% of FP17s Relating to Continuations	0	81	0.0%	1.1%	1.2%	1.1%
% of Patients satisfied with the dentistry they have received	0	0	N/A	91.2%	91.6%	91.4%
% of Patients satisfied with the time they had to wait for an appointment	0	0	N/A	86.8%	88.1%	87.7%

* This is based on patients treated on this contract for their most recent course of treatment. Figures in italics indicate the base number of FP17s or Patient Questionnaire responses are less than 100. N/A is shown where the base number of responses is less than 10 during the period. % is calculated as Quantity/Base number*100

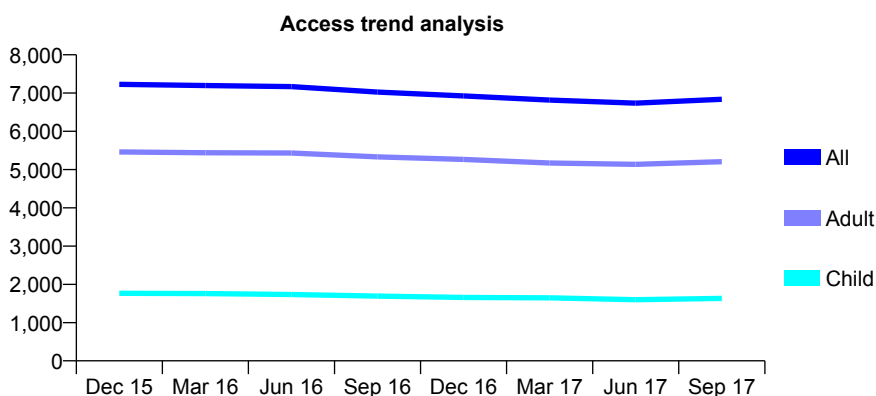
Q47 - Vital Signs At a Glance Contract Report for 222003/0001 - September 2017

Name or company name	MISS LA SOUTHWORTH
Contract type name	GDS Contract
Purpose of contract	General
Contract start date	01/04/2006
Contract end date	

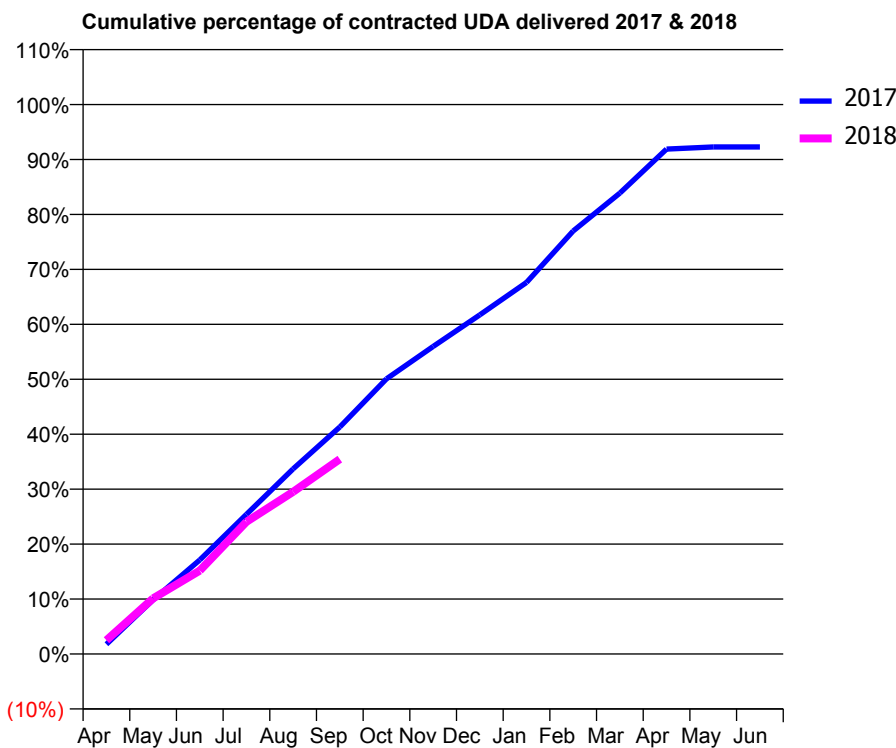
17/18 Contracted general activity (UDA)	24,250
Carry forward general activity (UDA)	0
17/18 Contracted orthodontic activity (UOA)	0
Carry forward orthodontic activity (UOA)	0
Baseline contract value	£594,452.62

ACCESS*

Patients seen in 24 months	Total	Change since previous quarter
Quarter ending September 2016	7,025	
Quarter ending December 2016	6,923	↓
Quarter ending March 2017	6,818	↓
Quarter ending June 2017	6,735	↓
Quarter ending September 2017	6,838	→
Variance since September 2016	(2.7%)	↓



ACTIVITY



Month	Adjusted Scheduled Activity (UDA)	
	2017	2018
April	433	606
May	2,393	2,454
June	4,152	3,684
July	6,164	5,836
August	8,169	7,160
September	10,018	8,603
October	12,145	
November	13,570	
December	14,970	
January	16,398	
February	18,669	
March	20,342	
April	22,283	
May	22,378	
June	22,378	

QUALITY

	Quantity	Base Number	Contract	AT	Region	England
% of FP17s for the same patient ID Re-attending within 3 months - Children	231	1,647	14.0%	13.8%	12.8%	11.9%
% of FP17s for the same patient ID Re-attending within 3 months - Adults	657	3,938	16.7%	16.4%	16.5%	15.9%
% of FP17s for the same patient ID Re-attending between 3 & 9 months - Children	1,028	1,647	62.4%	57.5%	59.7%	58.1%
% of FP17s for the same patient ID Re-attending between 3 & 9 months - Adults	2,111	3,938	53.6%	51.4%	53.0%	50.6%
% of FP17s for Band 1 Urgent Courses	387	4,688	8.3%	10.9%	9.2%	9.1%
% of FP17s Relating to Free Repair or Replacements	38	4,688	0.8%	0.9%	1.0%	0.8%
% of FP17s Relating to Continuations	35	4,688	0.7%	1.1%	1.2%	1.1%
% of Patients satisfied with the dentistry they have received	19	21	90.5%	91.2%	91.6%	91.4%
% of Patients satisfied with the time they had to wait for an appointment	20	21	95.2%	86.8%	88.1%	87.7%

* This is based on patients treated on this contract for their most recent course of treatment. Figures in italics indicate the base number of FP17s or Patient Questionnaire responses are less than 100. N/A is shown where the base number of responses is less than 10 during the period. % is calculated as Quantity/Base number*100

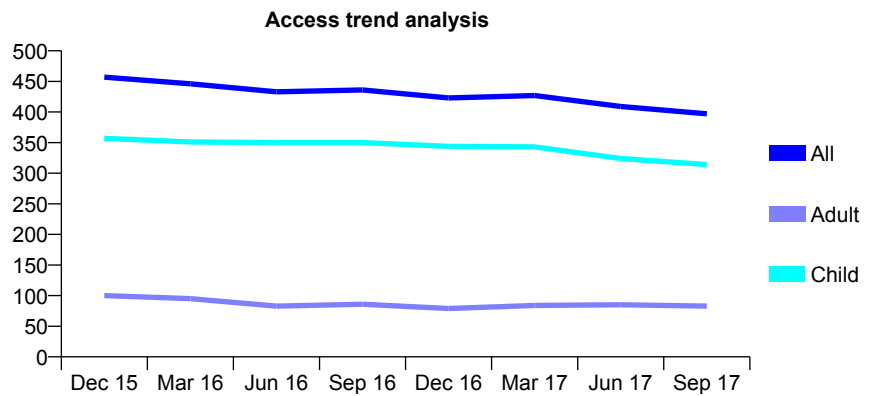
Q47 - Vital Signs At a Glance Contract Report for 229555/0001 - September 2017

Name or company name	MR D ALLEN
Contract type name	GDS Contract
Purpose of contract	General
Contract start date	01/04/2006
Contract end date	

17/18 Contracted general activity (UDA)	1,200
Carry forward general activity (UDA)	0
17/18 Contracted orthodontic activity (UOA)	0
Carry forward orthodontic activity (UOA)	0
Baseline contract value	£26,748.27

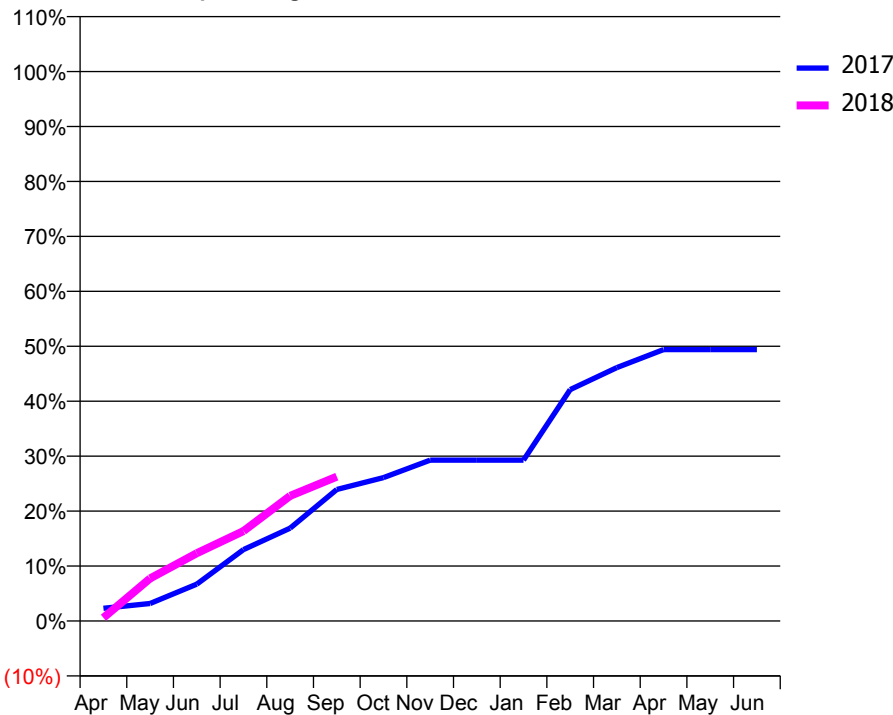
ACCESS*

Patients seen in 24 months	Total	Change since previous quarter
Quarter ending September 2016	436	
Quarter ending December 2016	423	↓
Quarter ending March 2017	427	→
Quarter ending June 2017	409	↓
Quarter ending September 2017	397	↓
Variance since September 2016	(8.9%)	↓



ACTIVITY

Cumulative percentage of contracted UDA delivered 2017 & 2018



Month	Adjusted Scheduled Activity (UDA)	
	2017	2018
April	37	7
May	51	93
June	107	148
July	208	196
August	270	273
September	383	315
October	417	
November	468	
December	468	
January	468	
February	674	
March	738	
April	790	
May	790	
June	790	

QUALITY

	Quantity	Base Number	Contract	AT	Region	England
% of FP17s for the same patient ID Re-attending within 3 months - Children	15	240	6.3%	13.8%	12.8%	11.9%
% of FP17s for the same patient ID Re-attending within 3 months - Adults	1	29	3.4%	16.4%	16.5%	15.9%
% of FP17s for the same patient ID Re-attending between 3 & 9 months - Children	175	240	72.9%	57.5%	59.7%	58.1%
% of FP17s for the same patient ID Re-attending between 3 & 9 months - Adults	22	29	75.9%	51.4%	53.0%	50.6%
% of FP17s for Band 1 Urgent Courses	11	234	4.7%	10.9%	9.2%	9.1%
% of FP17s Relating to Free Repair or Replacements	0	234	0.0%	0.9%	1.0%	0.8%
% of FP17s Relating to Continuations	0	234	0.0%	1.1%	1.2%	1.1%
% of Patients satisfied with the dentistry they have received	1	1	N/A	91.2%	91.6%	91.4%
% of Patients satisfied with the time they had to wait for an appointment	1	1	N/A	86.8%	88.1%	87.7%

* This is based on patients treated on this contract for their most recent course of treatment. Figures in italics indicate the base number of FP17s or Patient Questionnaire responses are less than 100. N/A is shown where the base number of responses is less than 10 during the period. % is calculated as Quantity/Base number*100

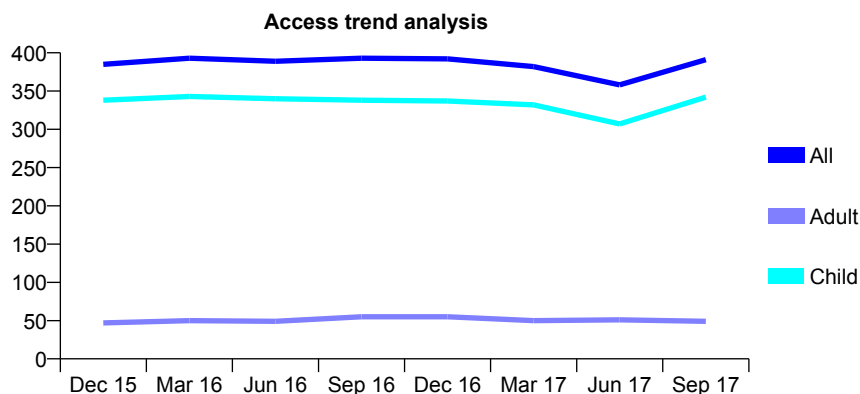
Q47 - Vital Signs At a Glance Contract Report for 230766/0001 - September 2017

Name or company name	MR CJ BROADBENT
Contract type name	GDS Contract
Purpose of contract	General
Contract start date	01/04/2006
Contract end date	

17/18 Contracted general activity (UDA)	800
Carry forward general activity (UDA)	0
17/18 Contracted orthodontic activity (UOA)	0
Carry forward orthodontic activity (UOA)	0
Baseline contract value	£15,839.69

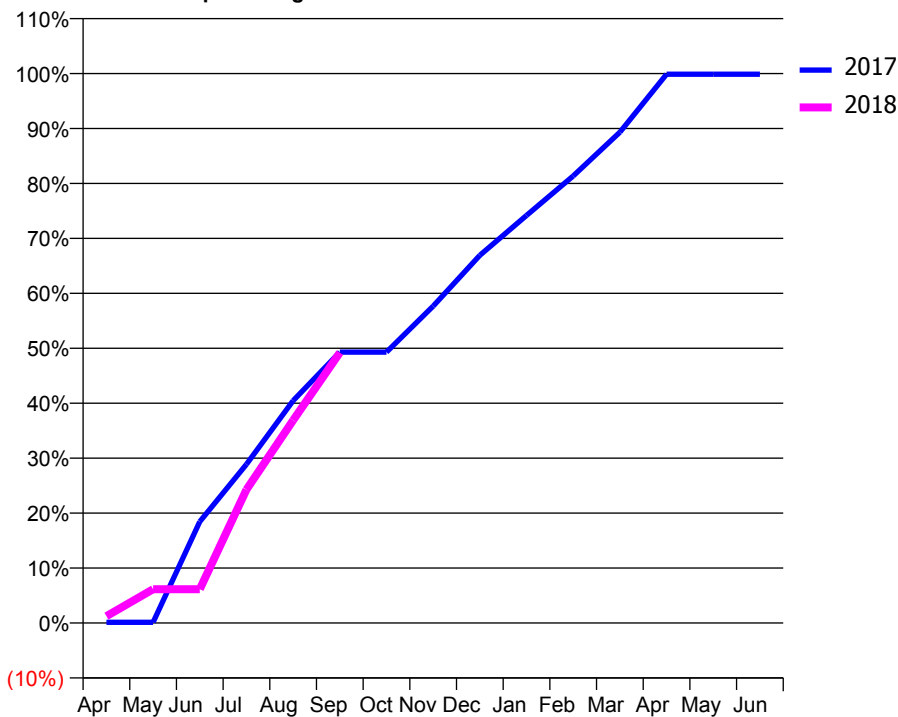
ACCESS*

Patients seen in 24 months	Total	Change since previous quarter
Quarter ending September 2016	393	
Quarter ending December 2016	392	→
Quarter ending March 2017	382	↓
Quarter ending June 2017	358	↓
Quarter ending September 2017	391	↑
Variance since September 2016	(0.5%)	→



ACTIVITY

Cumulative percentage of contracted UDA delivered 2017 & 2018



Month	Adjusted Scheduled Activity (UDA)	
	2017	2018
April	1	10
May	1	49
June	148	49
July	231	194
August	324	295
September	394	394
October	394	
November	461	
December	535	
January	593	
February	651	
March	715	
April	799	
May	799	
June	799	

QUALITY

	Quantity	Base Number	Contract	AT	Region	England
% of FP17s for the same patient ID Re-attending within 3 months - Children	17	324	5.2%	13.8%	12.8%	11.9%
% of FP17s for the same patient ID Re-attending within 3 months - Adults	0	3	0.0%	16.4%	16.5%	15.9%
% of FP17s for the same patient ID Re-attending between 3 & 9 months - Children	213	324	65.7%	57.5%	59.7%	58.1%
% of FP17s for the same patient ID Re-attending between 3 & 9 months - Adults	1	3	33.3%	51.4%	53.0%	50.6%
% of FP17s for Band 1 Urgent Courses	8	269	3.0%	10.9%	9.2%	9.1%
% of FP17s Relating to Free Repair or Replacements	0	269	0.0%	0.9%	1.0%	0.8%
% of FP17s Relating to Continuations	0	269	0.0%	1.1%	1.2%	1.1%
% of Patients satisfied with the dentistry they have received	0	0	N/A	91.2%	91.6%	91.4%
% of Patients satisfied with the time they had to wait for an appointment	0	0	N/A	86.8%	88.1%	87.7%

* This is based on patients treated on this contract for their most recent course of treatment. Figures in italics indicate the base number of FP17s or Patient Questionnaire responses are less than 100. N/A is shown where the base number of responses is less than 10 during the period. % is calculated as Quantity/Base number*100

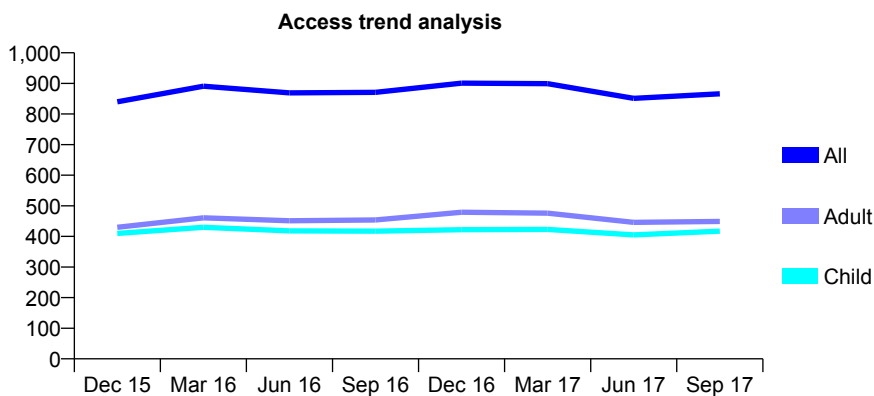
Q47 - Vital Signs At a Glance Contract Report for 235474/0001 - September 2017

Name or company name	MR MS COLLINSON
Contract type name	GDS Contract
Purpose of contract	General
Contract start date	01/04/2006
Contract end date	

17/18 Contracted general activity (UDA)	1,770
Carry forward general activity (UDA)	0
17/18 Contracted orthodontic activity (UOA)	0
Carry forward orthodontic activity (UOA)	0
Baseline contract value	£39,826.10

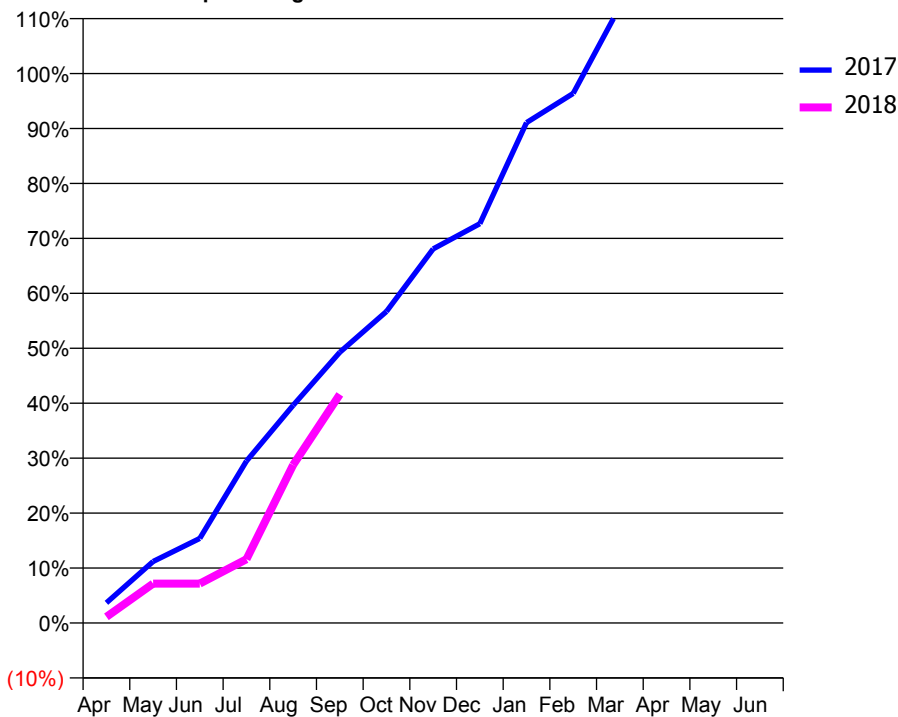
ACCESS*

Patients seen in 24 months	Total	Change since previous quarter
Quarter ending September 2016	871	
Quarter ending December 2016	901	↑
Quarter ending March 2017	899	→
Quarter ending June 2017	851	↓
Quarter ending September 2017	866	→
Variance since September 2016	(0.6%)	→



ACTIVITY

Cumulative percentage of contracted UDA delivered 2017 & 2018



Month	Adjusted Scheduled Activity (UDA)	
	2017	2018
April	65	20
May	198	127
June	272	127
July	522	205
August	701	509
September	872	737
October	1,004	
November	1,205	
December	1,286	
January	1,612	
February	1,706	
March	1,985	
April	2,063	
May	2,063	
June	2,063	

QUALITY

	Quantity	Base Number	Contract	AT	Region	England
% of FP17s for the same patient ID Re-attending within 3 months - Children	14	291	4.8%	13.8%	12.8%	11.9%
% of FP17s for the same patient ID Re-attending within 3 months - Adults	32	269	11.9%	16.4%	16.5%	15.9%
% of FP17s for the same patient ID Re-attending between 3 & 9 months - Children	184	291	63.2%	57.5%	59.7%	58.1%
% of FP17s for the same patient ID Re-attending between 3 & 9 months - Adults	165	269	61.3%	51.4%	53.0%	50.6%
% of FP17s for Band 1 Urgent Courses	8	503	1.6%	10.9%	9.2%	9.1%
% of FP17s Relating to Free Repair or Replacements	0	503	0.0%	0.9%	1.0%	0.8%
% of FP17s Relating to Continuations	8	503	1.6%	1.1%	1.2%	1.1%
% of Patients satisfied with the dentistry they have received	3	3	N/A	91.2%	91.6%	91.4%
% of Patients satisfied with the time they had to wait for an appointment	3	3	N/A	86.8%	88.1%	87.7%

* This is based on patients treated on this contract for their most recent course of treatment. Figures in italics indicate the base number of FP17s or Patient Questionnaire responses are less than 100. N/A is shown where the base number of responses is less than 10 during the period. % is calculated as Quantity/Base number*100

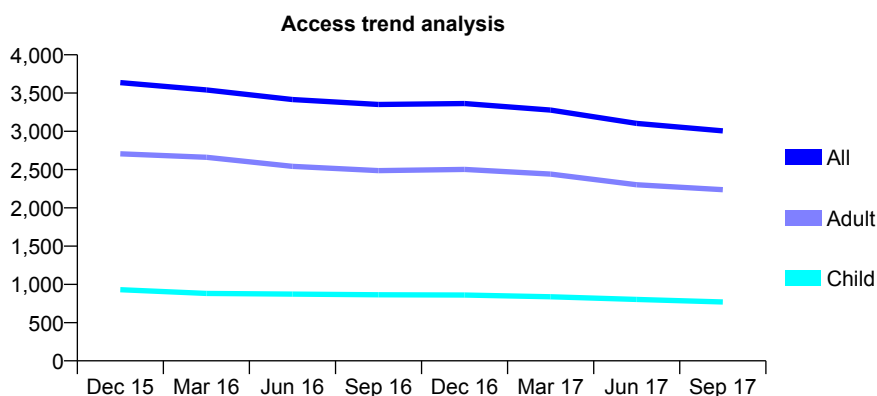
Q47 - Vital Signs At a Glance Contract Report for 235903/0001 - September 2017

Name or company name	MR J IKRAM
Contract type name	GDS Contract
Purpose of contract	General
Contract start date	02/11/2012
Contract end date	

17/18 Contracted general activity (UDA)	11,181
Carry forward general activity (UDA)	0
17/18 Contracted orthodontic activity (UOA)	0
Carry forward orthodontic activity (UOA)	0
Baseline contract value	£255,154.19

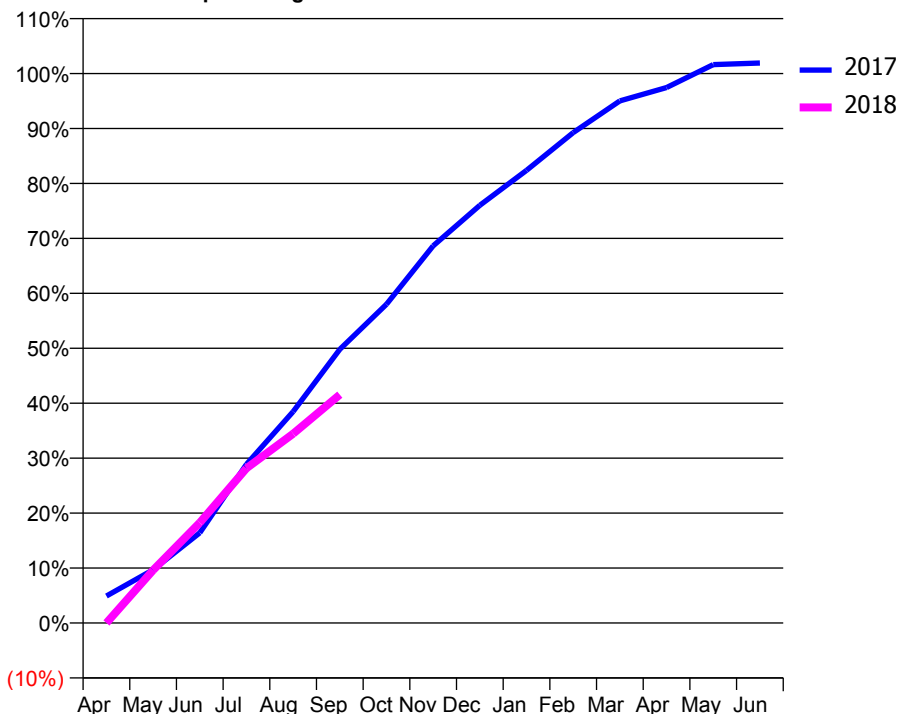
ACCESS*

Patients seen in 24 months	Total	Change since previous quarter
Quarter ending September 2016	3,351	
Quarter ending December 2016	3,363	→
Quarter ending March 2017	3,278	↓
Quarter ending June 2017	3,104	↓
Quarter ending September 2017	3,006	↓
Variance since September 2016	(10.3%)	↓



ACTIVITY

Cumulative percentage of contracted UDA delivered 2017 & 2018



Adjusted Scheduled Activity (UDA)

Month	2017	2018
April	499	0
May	986	1,075
June	1,672	2,042
July	2,941	3,149
August	3,917	3,852
September	5,070	4,647
October	5,905	
November	6,989	
December	7,738	
January	8,386	
February	9,085	
March	9,675	
April	9,920	
May	10,346	
June	10,376	

QUALITY

	Quantity	Base Number	Contract	AT	Region	England
% of FP17s for the same patient ID Re-attending within 3 months - Children	43	465	9.2%	13.8%	12.8%	11.9%
% of FP17s for the same patient ID Re-attending within 3 months - Adults	262	1,477	17.7%	16.4%	16.5%	15.9%
% of FP17s for the same patient ID Re-attending between 3 & 9 months - Children	218	465	46.9%	57.5%	59.7%	58.1%
% of FP17s for the same patient ID Re-attending between 3 & 9 months - Adults	780	1,477	52.8%	51.4%	53.0%	50.6%
% of FP17s for Band 1 Urgent Courses	147	1,720	8.5%	10.9%	9.2%	9.1%
% of FP17s Relating to Free Repair or Replacements	6	1,720	0.3%	0.9%	1.0%	0.8%
% of FP17s Relating to Continuations	1	1,720	0.1%	1.1%	1.2%	1.1%
% of Patients satisfied with the dentistry they have received	9	11	81.8%	91.2%	91.6%	91.4%
% of Patients satisfied with the time they had to wait for an appointment	9	11	81.8%	86.8%	88.1%	87.7%

* This is based on patients treated on this contract for their most recent course of treatment. Figures in italics indicate the base number of FP17s or Patient Questionnaire responses are less than 100. N/A is shown where the base number of responses is less than 10 during the period. % is calculated as Quantity/Base number*100

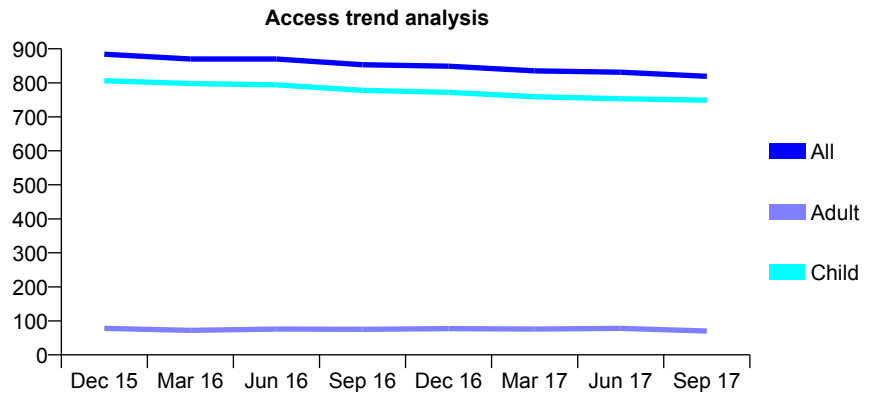
Q47 - Vital Signs At a Glance Contract Report for 245305/0001 - September 2017

Name or company name	MR DJ PATTISON
Contract type name	GDS Contract
Purpose of contract	General
Contract start date	01/04/2006
Contract end date	

17/18 Contracted general activity (UDA)	1,800
Carry forward general activity (UDA)	0
17/18 Contracted orthodontic activity (UOA)	0
Carry forward orthodontic activity (UOA)	0
Baseline contract value	£43,725.68

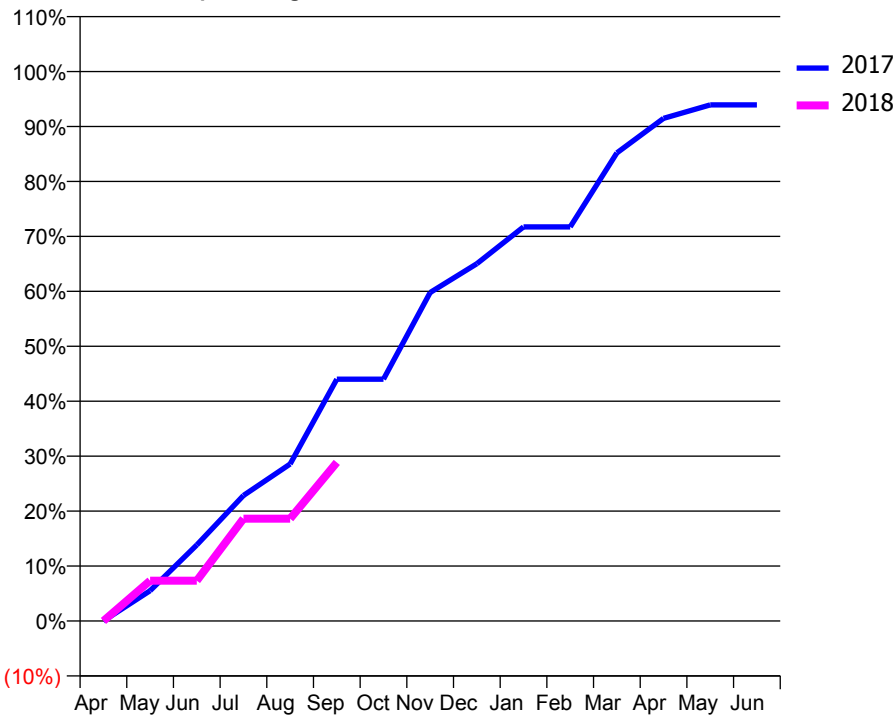
ACCESS*

Patients seen in 24 months	Total	Change since previous quarter
Quarter ending September 2016	853	
Quarter ending December 2016	849	→
Quarter ending March 2017	835	↓
Quarter ending June 2017	831	→
Quarter ending September 2017	819	↓
Variance since September 2016	(4.0%)	↓



ACTIVITY

Cumulative percentage of contracted UDA delivered 2017 & 2018



Month	Adjusted Scheduled Activity (UDA)	
	2017	2018
April	0	0
May	99	132
June	249	132
July	411	335
August	514	335
September	792	519
October	792	
November	1,076	
December	1,170	
January	1,291	
February	1,291	
March	1,534	
April	1,647	
May	1,691	
June	1,691	

QUALITY

	Quantity	Base Number	Contract	AT	Region	England
% of FP17s for the same patient ID Re-attending within 3 months - Children	36	557	6.5%	13.8%	12.8%	11.9%
% of FP17s for the same patient ID Re-attending within 3 months - Adults	0	3	0.0%	16.4%	16.5%	15.9%
% of FP17s for the same patient ID Re-attending between 3 & 9 months - Children	402	557	72.2%	57.5%	59.7%	58.1%
% of FP17s for the same patient ID Re-attending between 3 & 9 months - Adults	2	3	66.7%	51.4%	53.0%	50.6%
% of FP17s for Band 1 Urgent Courses	7	429	1.6%	10.9%	9.2%	9.1%
% of FP17s Relating to Free Repair or Replacements	0	429	0.0%	0.9%	1.0%	0.8%
% of FP17s Relating to Continuations	0	429	0.0%	1.1%	1.2%	1.1%
% of Patients satisfied with the dentistry they have received	0	0	N/A	91.2%	91.6%	91.4%
% of Patients satisfied with the time they had to wait for an appointment	0	0	N/A	86.8%	88.1%	87.7%

* This is based on patients treated on this contract for their most recent course of treatment. Figures in italics indicate the base number of FP17s or Patient Questionnaire responses are less than 100. N/A is shown where the base number of responses is less than 10 during the period. % is calculated as Quantity/Base number*100

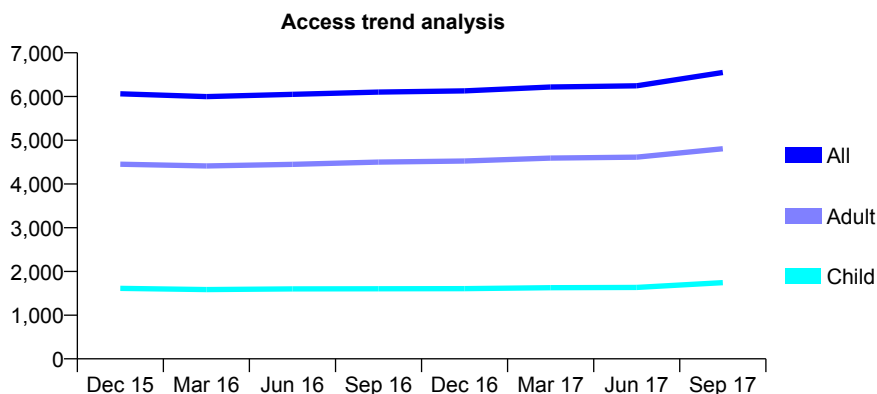
Q47 - Vital Signs At a Glance Contract Report for 258733/0001 - September 2017

Name or company name	MR A GHAFLOOR
Contract type name	GDS Contract
Purpose of contract	General
Contract start date	01/04/2006
Contract end date	

17/18 Contracted general activity (UDA)	19,515
Carry forward general activity (UDA)	0
17/18 Contracted orthodontic activity (UOA)	0
Carry forward orthodontic activity (UOA)	0
Baseline contract value	£605,314.17

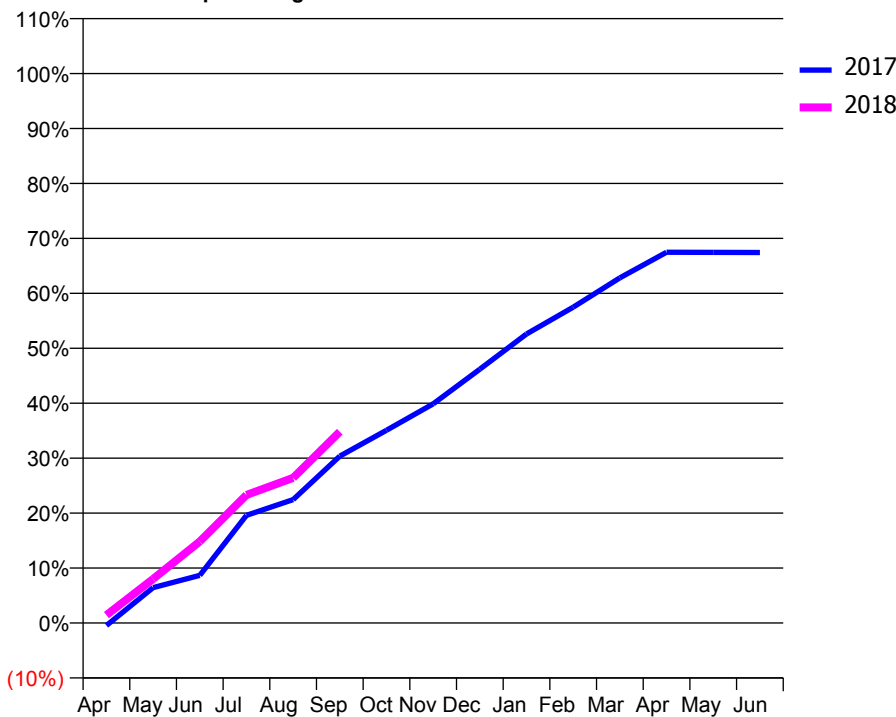
ACCESS*

Patients seen in 24 months	Total	Change since previous quarter
Quarter ending September 2016	6,101	
Quarter ending December 2016	6,130	→
Quarter ending March 2017	6,218	→
Quarter ending June 2017	6,246	→
Quarter ending September 2017	6,550	↑
Variance since September 2016	7.4%	↑



ACTIVITY

Cumulative percentage of contracted UDA delivered 2017 & 2018



Adjusted Scheduled Activity (UDA)

Month	2017	2018
April	-109	281
May	1,453	1,566
June	1,954	2,896
July	4,414	4,547
August	5,057	5,155
September	6,836	6,792
October	7,896	
November	8,981	
December	10,402	
January	11,840	
February	12,941	
March	14,145	
April	15,191	
May	15,186	
June	15,182	

QUALITY

	Quantity	Base Number	Contract	AT	Region	England
% of FP17s for the same patient ID Re-attending within 3 months - Children	160	1,633	9.8%	13.8%	12.8%	11.9%
% of FP17s for the same patient ID Re-attending within 3 months - Adults	423	3,533	12.0%	16.4%	16.5%	15.9%
% of FP17s for the same patient ID Re-attending between 3 & 9 months - Children	1,007	1,633	61.7%	57.5%	59.7%	58.1%
% of FP17s for the same patient ID Re-attending between 3 & 9 months - Adults	2,121	3,533	60.0%	51.4%	53.0%	50.6%
% of FP17s for Band 1 Urgent Courses	159	4,222	3.8%	10.9%	9.2%	9.1%
% of FP17s Relating to Free Repair or Replacements	22	4,222	0.5%	0.9%	1.0%	0.8%
% of FP17s Relating to Continuations	13	4,222	0.3%	1.1%	1.2%	1.1%
% of Patients satisfied with the dentistry they have received	9	9	N/A	91.2%	91.6%	91.4%
% of Patients satisfied with the time they had to wait for an appointment	7	9	N/A	86.8%	88.1%	87.7%

* This is based on patients treated on this contract for their most recent course of treatment. Figures in italics indicate the base number of FP17s or Patient Questionnaire responses are less than 100. N/A is shown where the base number of responses is less than 10 during the period. % is calculated as Quantity/Base number*100

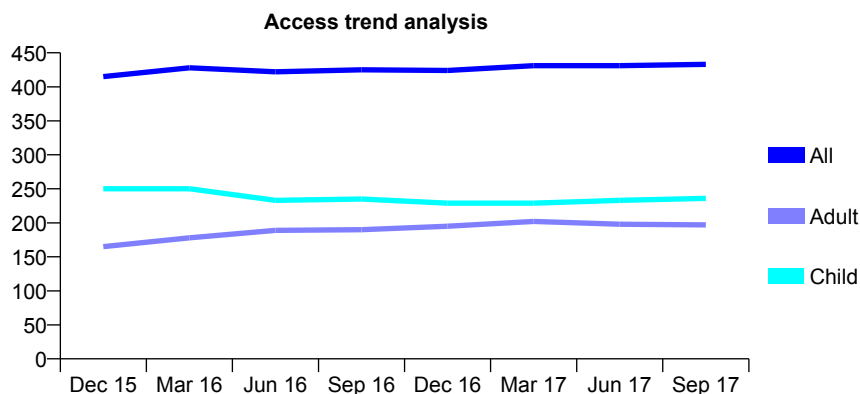
Q47 - Vital Signs At a Glance Contract Report for 293172/0002 - September 2017

Name or company name	MR DE BOWLES
Contract type name	GDS Contract
Purpose of contract	General
Contract start date	01/04/2006
Contract end date	

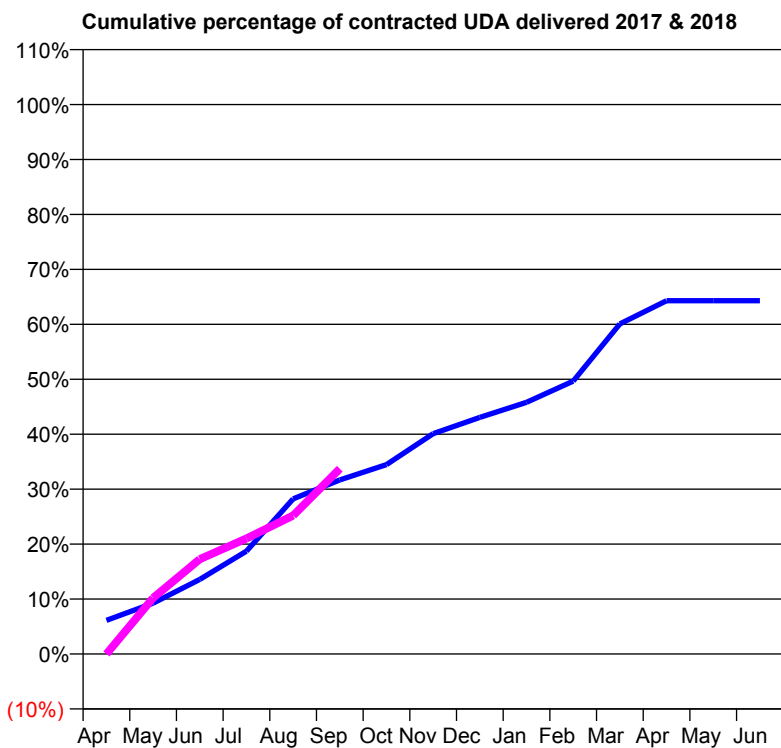
17/18 Contracted general activity (UDA)	1,830
Carry forward general activity (UDA)	0
17/18 Contracted orthodontic activity (UOA)	0
Carry forward orthodontic activity (UOA)	0
Baseline contract value	£36,300.39

ACCESS*

Patients seen in 24 months	Total	Change since previous quarter
Quarter ending September 2016	425	
Quarter ending December 2016	424	→
Quarter ending March 2017	431	→
Quarter ending June 2017	431	→
Quarter ending September 2017	433	→
Variance since September 2016	1.9%	→



ACTIVITY



Adjusted Scheduled Activity (UDA)		
Month	2017	2018
April	112	0
May	169	187
June	248	316
July	342	385
August	517	461
September	580	617
October	631	
November	734	
December	788	
January	838	
February	909	
March	1,099	
April	1,176	
May	1,176	
June	1,176	

QUALITY

	Quantity	Base Number	Contract	AT	Region	England
% of FP17s for the same patient ID Re-attending within 3 months - Children	48	208	23.1%	13.8%	12.8%	11.9%
% of FP17s for the same patient ID Re-attending within 3 months - Adults	52	157	33.1%	16.4%	16.5%	15.9%
% of FP17s for the same patient ID Re-attending between 3 & 9 months - Children	101	208	48.6%	57.5%	59.7%	58.1%
% of FP17s for the same patient ID Re-attending between 3 & 9 months - Adults	67	157	42.7%	51.4%	53.0%	50.6%
% of FP17s for Band 1 Urgent Courses	31	328	9.5%	10.9%	9.2%	9.1%
% of FP17s Relating to Free Repair or Replacements	3	328	0.9%	0.9%	1.0%	0.8%
% of FP17s Relating to Continuations	28	328	8.5%	1.1%	1.2%	1.1%
% of Patients satisfied with the dentistry they have received	0	0	N/A	91.2%	91.6%	91.4%
% of Patients satisfied with the time they had to wait for an appointment	0	0	N/A	86.8%	88.1%	87.7%

* This is based on patients treated on this contract for their most recent course of treatment. Figures in italics indicate the base number of FP17s or Patient Questionnaire responses are less than 100. N/A is shown where the base number of responses is less than 10 during the period. % is calculated as Quantity/Base number*100

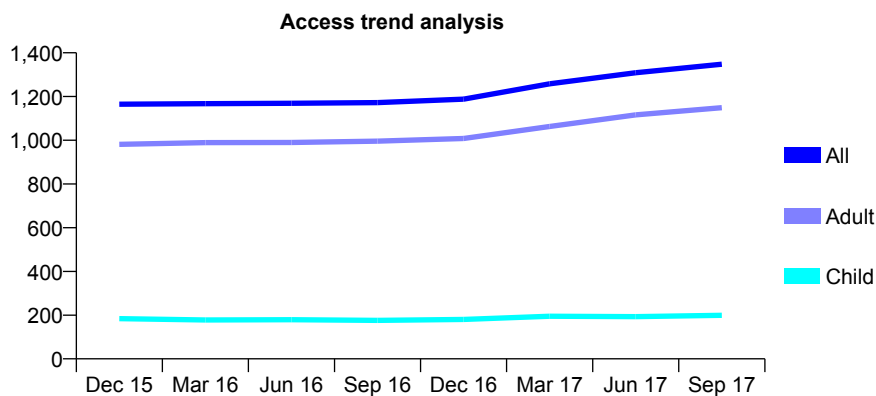
Q47 - Vital Signs At a Glance Contract Report for 310395/0001 - September 2017

Name or company name	MR PD MITCHELL
Contract type name	GDS Contract
Purpose of contract	General
Contract start date	01/04/2006
Contract end date	

17/18 Contracted general activity (UDA)	4,491
Carry forward general activity (UDA)	46
17/18 Contracted orthodontic activity (UOA)	0
Carry forward orthodontic activity (UOA)	0
Baseline contract value	£107,471.48

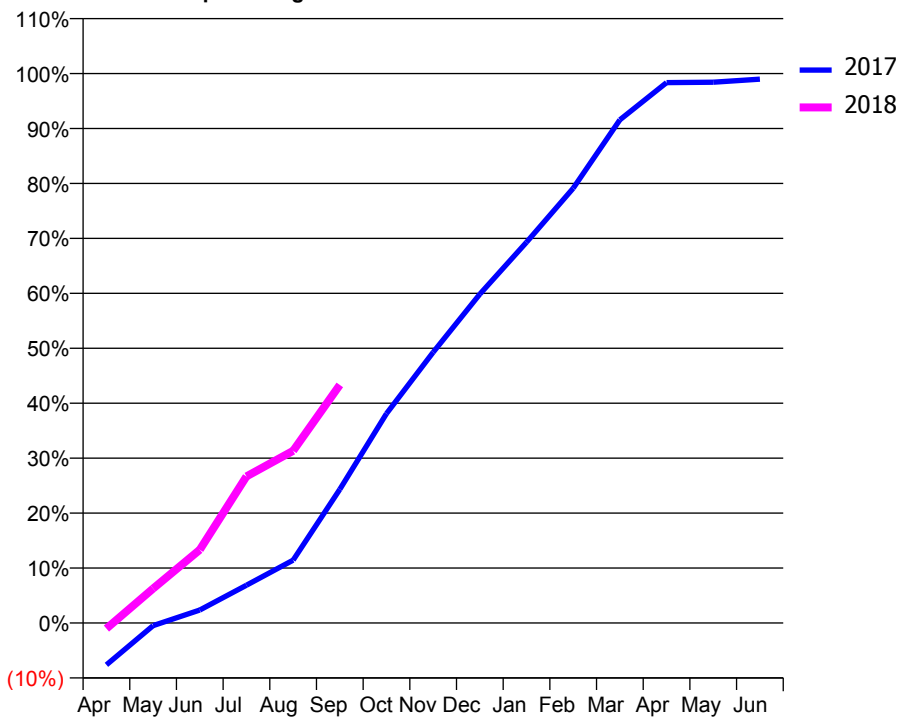
ACCESS*

Patients seen in 24 months	Total	Change since previous quarter
Quarter ending September 2016	1,172	
Quarter ending December 2016	1,188	→
Quarter ending March 2017	1,258	↑
Quarter ending June 2017	1,309	↑
Quarter ending September 2017	1,348	↑
Variance since September 2016	15.0%	↑



ACTIVITY

Cumulative percentage of contracted UDA delivered 2017 & 2018



Month	Adjusted Scheduled Activity (UDA)	
	2017	2018
April	-343	-46
May	-22	281
June	106	598
July	309	1,199
August	514	1,407
September	1,093	1,946
October	1,712	
November	2,213	
December	2,688	
January	3,112	
February	3,554	
March	4,113	
April	4,416	
May	4,420	
June	4,445	

QUALITY

	Quantity	Base Number	Contract	AT	Region	England
% of FP17s for the same patient ID Re-attending within 3 months - Children	9	134	6.7%	13.8%	12.8%	11.9%
% of FP17s for the same patient ID Re-attending within 3 months - Adults	122	897	13.6%	16.4%	16.5%	15.9%
% of FP17s for the same patient ID Re-attending between 3 & 9 months - Children	75	134	56.0%	57.5%	59.7%	58.1%
% of FP17s for the same patient ID Re-attending between 3 & 9 months - Adults	524	897	58.4%	51.4%	53.0%	50.6%
% of FP17s for Band 1 Urgent Courses	32	885	3.6%	10.9%	9.2%	9.1%
% of FP17s Relating to Free Repair or Replacements	17	885	1.9%	0.9%	1.0%	0.8%
% of FP17s Relating to Continuations	16	885	1.8%	1.1%	1.2%	1.1%
% of Patients satisfied with the dentistry they have received	10	10	100.0%	91.2%	91.6%	91.4%
% of Patients satisfied with the time they had to wait for an appointment	10	10	100.0%	86.8%	88.1%	87.7%

* This is based on patients treated on this contract for their most recent course of treatment. Figures in italics indicate the base number of FP17s or Patient Questionnaire responses are less than 100. N/A is shown where the base number of responses is less than 10 during the period. % is calculated as Quantity/Base number*100

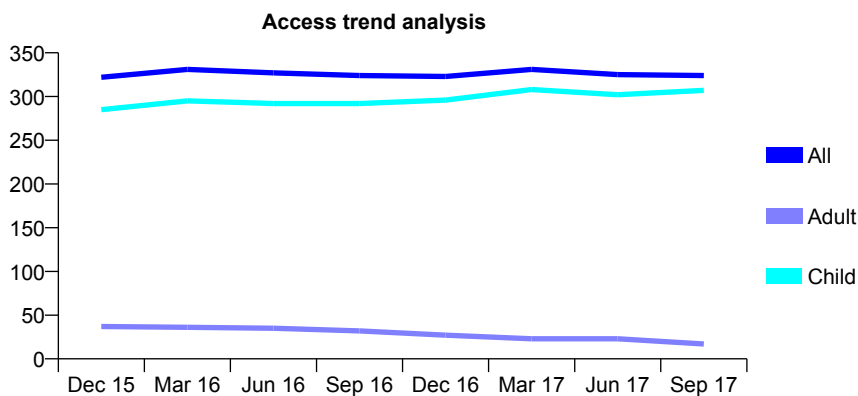
Q47 - Vital Signs At a Glance Contract Report for 322938/0001 - September 2017

Name or company name	MISS DE HASLEHURST
Contract type name	GDS Contract
Purpose of contract	General
Contract start date	01/04/2006
Contract end date	

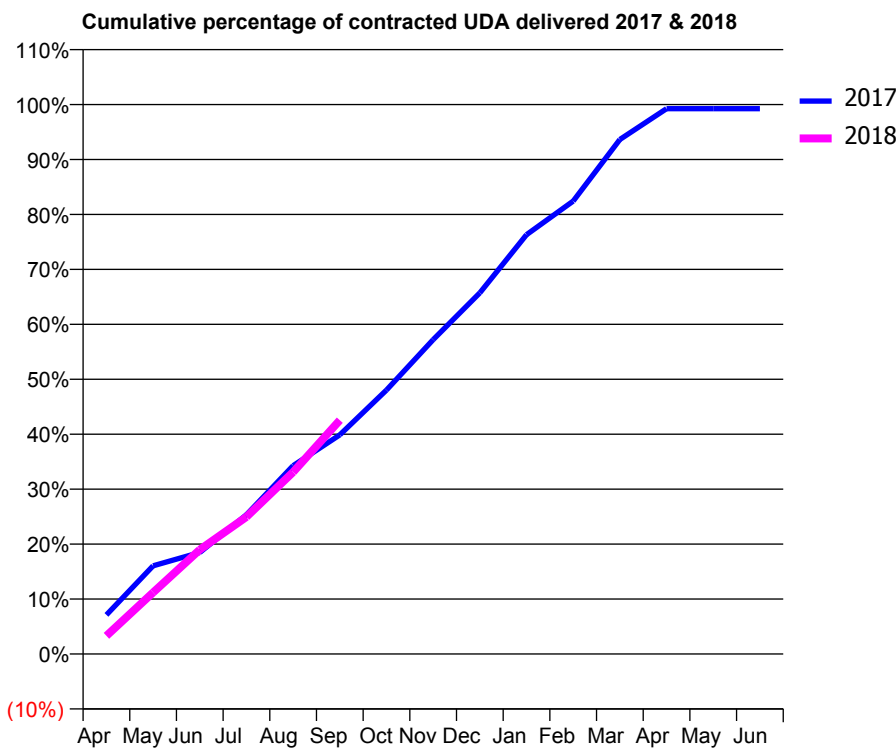
17/18 Contracted general activity (UDA)	785
Carry forward general activity (UDA)	6
17/18 Contracted orthodontic activity (UOA)	0
Carry forward orthodontic activity (UOA)	0
Baseline contract value	£18,270.04

ACCESS*

Patients seen in 24 months	Total	Change since previous quarter
Quarter ending September 2016	324	
Quarter ending December 2016	323	→
Quarter ending March 2017	331	↑
Quarter ending June 2017	325	↓
Quarter ending September 2017	324	→
Variance since September 2016	0.0%	→



ACTIVITY



Month	Adjusted Scheduled Activity (UDA)	
	2017	2018
April	56	26
May	126	88
June	145	149
July	199	196
August	269	260
September	313	334
October	377	
November	449	
December	516	
January	599	
February	647	
March	735	
April	779	
May	779	
June	779	

QUALITY

	Quantity	Base Number	Contract	AT	Region	England
% of FP17s for the same patient ID Re-attending within 3 months - Children	45	300	15.0%	13.8%	12.8%	11.9%
% of FP17s for the same patient ID Re-attending within 3 months - Adults	0	0	N/A	16.4%	16.5%	15.9%
% of FP17s for the same patient ID Re-attending between 3 & 9 months - Children	202	300	67.3%	57.5%	59.7%	58.1%
% of FP17s for the same patient ID Re-attending between 3 & 9 months - Adults	0	0	N/A	51.4%	53.0%	50.6%
% of FP17s for Band 1 Urgent Courses	0	268	0.0%	10.9%	9.2%	9.1%
% of FP17s Relating to Free Repair or Replacements	0	268	0.0%	0.9%	1.0%	0.8%
% of FP17s Relating to Continuations	2	268	0.7%	1.1%	1.2%	1.1%
% of Patients satisfied with the dentistry they have received	0	0	N/A	91.2%	91.6%	91.4%
% of Patients satisfied with the time they had to wait for an appointment	0	0	N/A	86.8%	88.1%	87.7%

* This is based on patients treated on this contract for their most recent course of treatment. Figures in italics indicate the base number of FP17s or Patient Questionnaire responses are less than 100. N/A is shown where the base number of responses is less than 10 during the period. % is calculated as Quantity/Base number*100

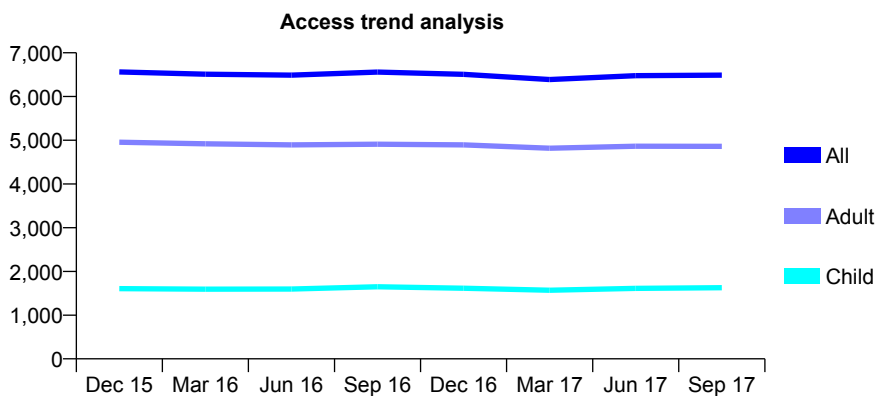
Q47 - Vital Signs At a Glance Contract Report for 323918/0001 - September 2017

Name or company name	Thomas and Nanteesan
Contract type name	GDS Contract
Purpose of contract	General
Contract start date	01/04/2006
Contract end date	

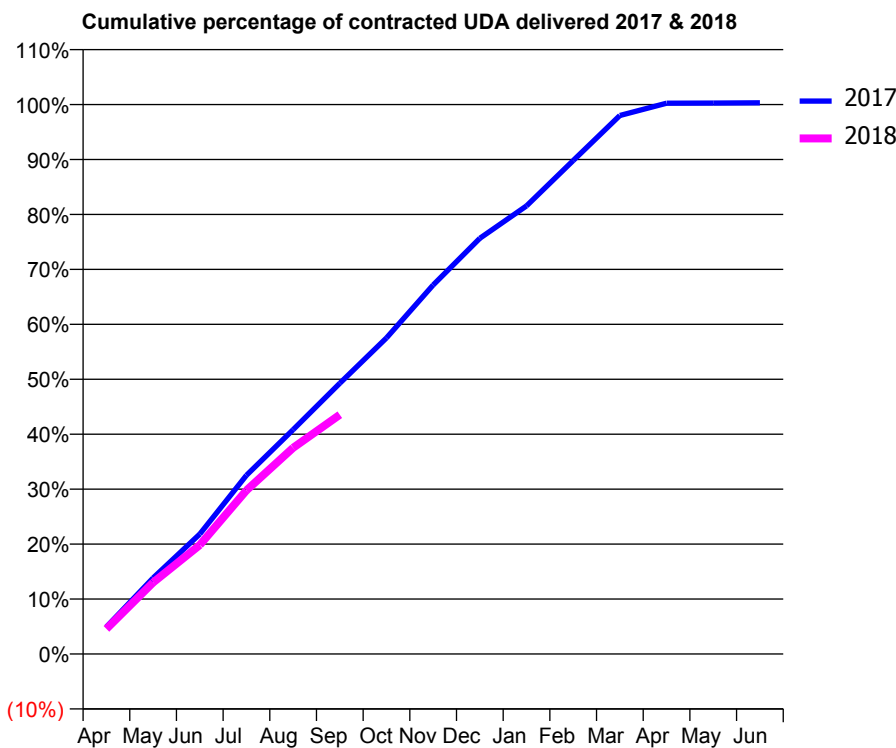
17/18 Contracted general activity (UDA)	23,517
Carry forward general activity (UDA)	0
17/18 Contracted orthodontic activity (UOA)	0
Carry forward orthodontic activity (UOA)	0
Baseline contract value	£654,397.23

ACCESS*

Patients seen in 24 months	Total	Change since previous quarter
Quarter ending September 2016	6,558	
Quarter ending December 2016	6,508	→
Quarter ending March 2017	6,387	↓
Quarter ending June 2017	6,476	→
Quarter ending September 2017	6,488	→
Variance since September 2016	(1.1%)	↓



ACTIVITY



Adjusted Scheduled Activity (UDA)		
Month	2017	2018
April	1,162	1,078
May	3,258	3,062
June	5,133	4,664
July	7,651	7,007
August	9,602	8,826
September	11,590	10,241
October	13,528	
November	15,792	
December	17,792	
January	19,178	
February	21,118	
March	23,046	
April	23,570	
May	23,576	
June	23,591	

QUALITY

	Quantity	Base Number	Contract	AT	Region	England
% of FP17s for the same patient ID Re-attending within 3 months - Children	83	1,154	7.2%	13.8%	12.8%	11.9%
% of FP17s for the same patient ID Re-attending within 3 months - Adults	395	3,225	12.2%	16.4%	16.5%	15.9%
% of FP17s for the same patient ID Re-attending between 3 & 9 months - Children	595	1,154	51.6%	57.5%	59.7%	58.1%
% of FP17s for the same patient ID Re-attending between 3 & 9 months - Adults	1,746	3,225	54.1%	51.4%	53.0%	50.6%
% of FP17s for Band 1 Urgent Courses	247	4,123	6.0%	10.9%	9.2%	9.1%
% of FP17s Relating to Free Repair or Replacements	43	4,123	1.0%	0.9%	1.0%	0.8%
% of FP17s Relating to Continuations	33	4,123	0.8%	1.1%	1.2%	1.1%
% of Patients satisfied with the dentistry they have received	17	17	100.0%	91.2%	91.6%	91.4%
% of Patients satisfied with the time they had to wait for an appointment	14	17	82.4%	86.8%	88.1%	87.7%

* This is based on patients treated on this contract for their most recent course of treatment. Figures in italics indicate the base number of FP17s or Patient Questionnaire responses are less than 100. N/A is shown where the base number of responses is less than 10 during the period. % is calculated as Quantity/Base number*100

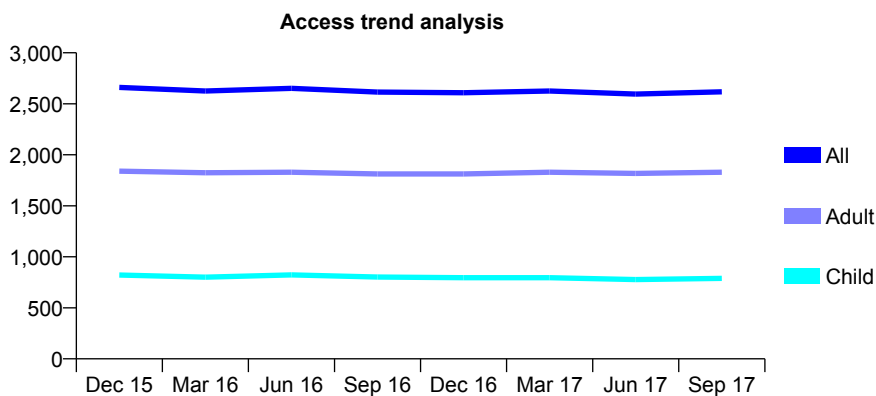
Q47 - Vital Signs At a Glance Contract Report for 330426/0001 - September 2017

Name or company name	MR P BARRAND
Contract type name	GDS Contract
Purpose of contract	General
Contract start date	01/04/2006
Contract end date	

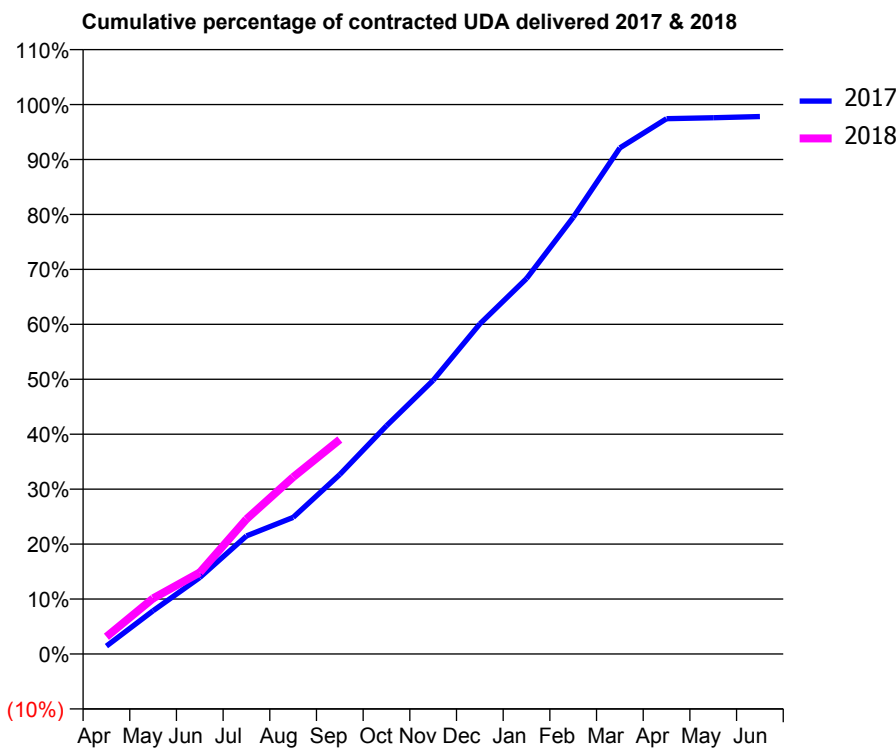
17/18 Contracted general activity (UDA)	7,666
Carry forward general activity (UDA)	0
17/18 Contracted orthodontic activity (UOA)	0
Carry forward orthodontic activity (UOA)	0
Baseline contract value	£217,421.16

ACCESS*

Patients seen in 24 months	Total	Change since previous quarter
Quarter ending September 2016	2,615	
Quarter ending December 2016	2,608	→
Quarter ending March 2017	2,625	→
Quarter ending June 2017	2,595	↓
Quarter ending September 2017	2,618	→
Variance since September 2016	0.1%	→



ACTIVITY



Month	Adjusted Scheduled Activity (UDA)	
	2017	2018
April	110	240
May	604	776
June	1,068	1,138
July	1,646	1,882
August	1,905	2,468
September	2,505	2,992
October	3,184	
November	3,818	
December	4,606	
January	5,238	
February	6,092	
March	7,062	
April	7,468	
May	7,482	
June	7,498	

QUALITY

	Quantity	Base Number	Contract	AT	Region	England
% of FP17s for the same patient ID Re-attending within 3 months - Children	44	493	8.9%	13.8%	12.8%	11.9%
% of FP17s for the same patient ID Re-attending within 3 months - Adults	132	950	13.9%	16.4%	16.5%	15.9%
% of FP17s for the same patient ID Re-attending between 3 & 9 months - Children	253	493	51.3%	57.5%	59.7%	58.1%
% of FP17s for the same patient ID Re-attending between 3 & 9 months - Adults	338	950	35.6%	51.4%	53.0%	50.6%
% of FP17s for Band 1 Urgent Courses	75	1,263	5.9%	10.9%	9.2%	9.1%
% of FP17s Relating to Free Repair or Replacements	9	1,263	0.7%	0.9%	1.0%	0.8%
% of FP17s Relating to Continuations	19	1,263	1.5%	1.1%	1.2%	1.1%
% of Patients satisfied with the dentistry they have received	3	4	N/A	91.2%	91.6%	91.4%
% of Patients satisfied with the time they had to wait for an appointment	2	4	N/A	86.8%	88.1%	87.7%

* This is based on patients treated on this contract for their most recent course of treatment. Figures in italics indicate the base number of FP17s or Patient Questionnaire responses are less than 100. N/A is shown where the base number of responses is less than 10 during the period. % is calculated as Quantity/Base number*100

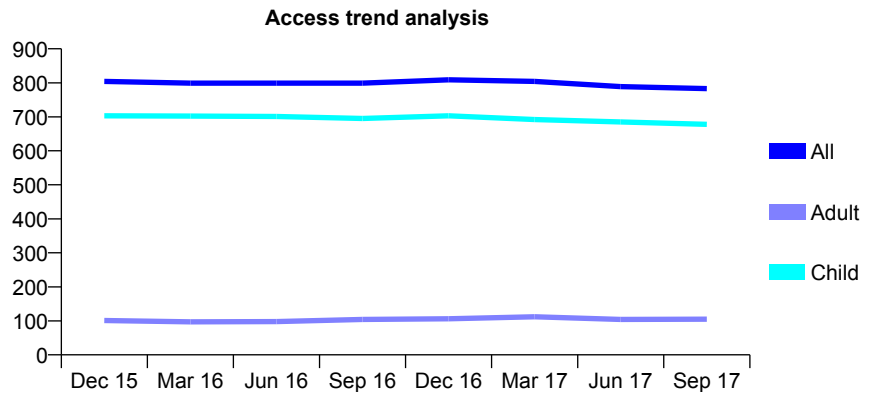
Q47 - Vital Signs At a Glance Contract Report for 330892/0001 - September 2017

Name or company name	MISS KG LAMB
Contract type name	GDS Contract
Purpose of contract	General
Contract start date	01/04/2006
Contract end date	

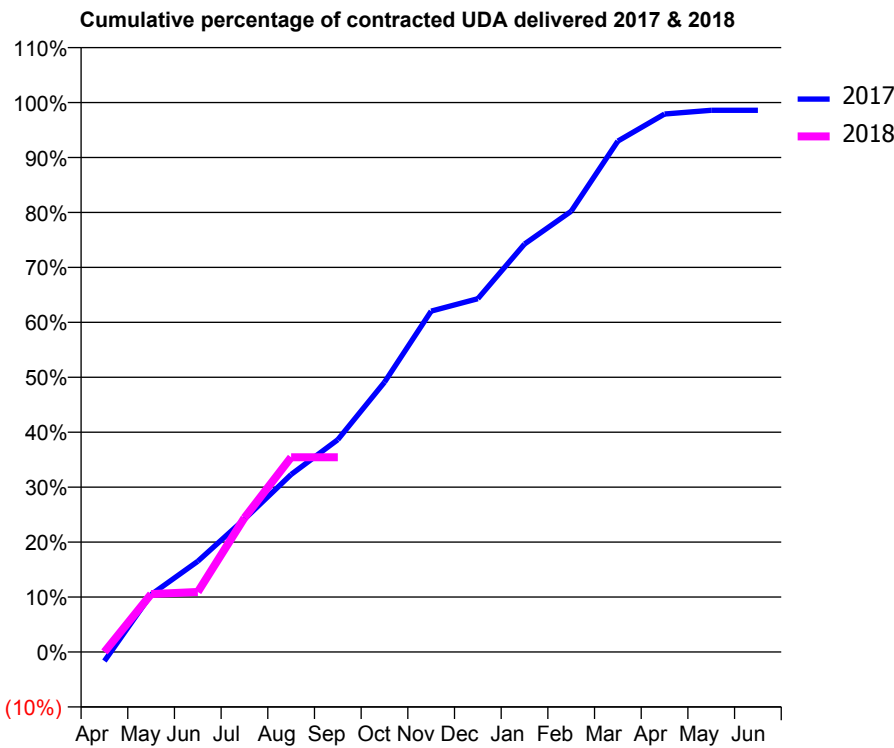
17/18 Contracted general activity (UDA)	1,500
Carry forward general activity (UDA)	0
17/18 Contracted orthodontic activity (UOA)	0
Carry forward orthodontic activity (UOA)	0
Baseline contract value	£35,772.18

ACCESS*

Patients seen in 24 months	Total	Change since previous quarter
Quarter ending September 2016	799	
Quarter ending December 2016	809	→
Quarter ending March 2017	804	→
Quarter ending June 2017	789	↓
Quarter ending September 2017	783	→
Variance since September 2016	(2.0%)	↓



ACTIVITY



Month	Adjusted Scheduled Activity (UDA)	
	2017	2018
April	-25	0
May	157	158
June	248	164
July	363	366
August	485	532
September	580	532
October	737	
November	930	
December	964	
January	1,114	
February	1,203	
March	1,395	
April	1,469	
May	1,479	
June	1,479	

QUALITY

	Quantity	Base Number	Contract	AT	Region	England
% of FP17s for the same patient ID Re-attending within 3 months - Children	24	443	5.4%	13.8%	12.8%	11.9%
% of FP17s for the same patient ID Re-attending within 3 months - Adults	1	25	4.0%	16.4%	16.5%	15.9%
% of FP17s for the same patient ID Re-attending between 3 & 9 months - Children	300	443	67.7%	57.5%	59.7%	58.1%
% of FP17s for the same patient ID Re-attending between 3 & 9 months - Adults	17	25	68.0%	51.4%	53.0%	50.6%
% of FP17s for Band 1 Urgent Courses	24	417	5.8%	10.9%	9.2%	9.1%
% of FP17s Relating to Free Repair or Replacements	0	417	0.0%	0.9%	1.0%	0.8%
% of FP17s Relating to Continuations	3	417	0.7%	1.1%	1.2%	1.1%
% of Patients satisfied with the dentistry they have received	1	1	N/A	91.2%	91.6%	91.4%
% of Patients satisfied with the time they had to wait for an appointment	1	1	N/A	86.8%	88.1%	87.7%

* This is based on patients treated on this contract for their most recent course of treatment. Figures in italics indicate the base number of FP17s or Patient Questionnaire responses are less than 100. N/A is shown where the base number of responses is less than 10 during the period. % is calculated as Quantity/Base number*100

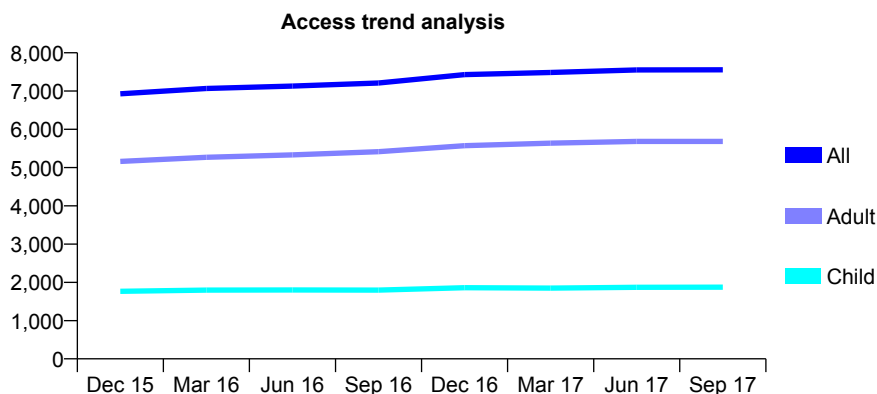
Q47 - Vital Signs At a Glance Contract Report for 339717/0001 - September 2017

Name or company name	MR IC WALSH
Contract type name	Pilot Contract
Purpose of contract	General
Contract start date	01/04/2006
Contract end date	

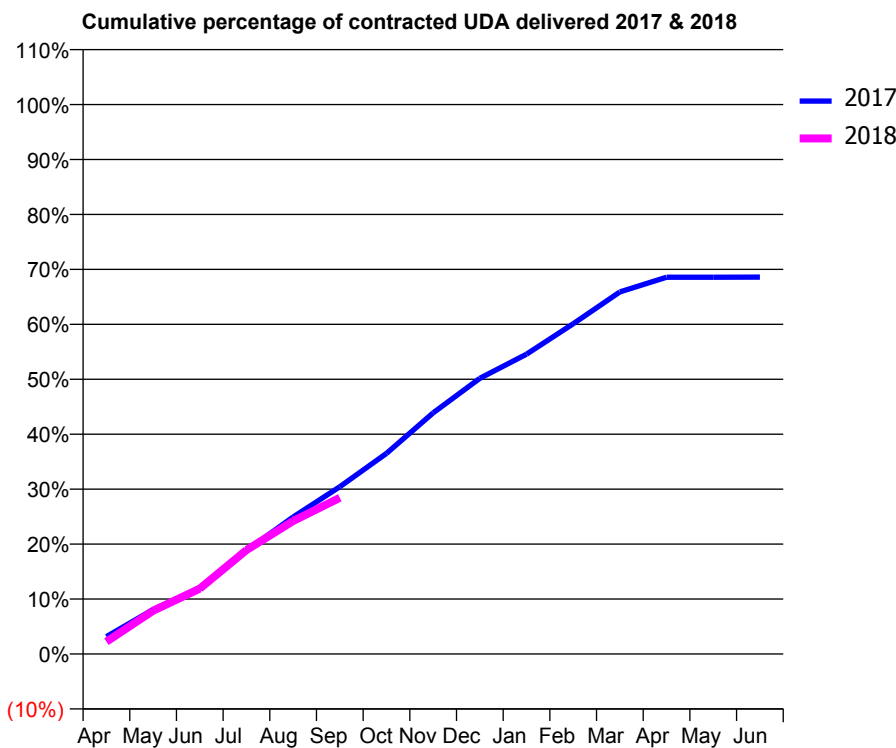
17/18 Contracted general activity (UDA)	29,894
Carry forward general activity (UDA)	0
17/18 Contracted orthodontic activity (UOA)	0
Carry forward orthodontic activity (UOA)	0
Baseline contract value	£839,013.34

ACCESS*

Patients seen in 24 months	Total	Change since previous quarter
Quarter ending September 2016	7,210	
Quarter ending December 2016	7,431	↑
Quarter ending March 2017	7,487	→
Quarter ending June 2017	7,553	→
Quarter ending September 2017	7,555	→
Variance since September 2016	4.8%	↑



ACTIVITY



Month	Adjusted Scheduled Activity (UDA)	
	2017	2018
April	852	669
May	2,173	2,353
June	3,185	3,557
July	5,065	5,653
August	6,700	7,239
September	8,180	8,496
October	9,811	
November	11,797	
December	13,484	
January	14,668	
February	16,150	
March	17,710	
April	18,431	
May	18,428	
June	18,437	

QUALITY

	Quantity	Base Number	Contract	AT	Region	England
% of FP17s for the same patient ID Re-attending within 3 months - Children	118	1,355	8.7%	13.8%	12.8%	11.9%
% of FP17s for the same patient ID Re-attending within 3 months - Adults	494	3,160	15.6%	16.4%	16.5%	15.9%
% of FP17s for the same patient ID Re-attending between 3 & 9 months - Children	545	1,355	40.2%	57.5%	59.7%	58.1%
% of FP17s for the same patient ID Re-attending between 3 & 9 months - Adults	1,005	3,160	31.8%	51.4%	53.0%	50.6%
% of FP17s for Band 1 Urgent Courses	302	4,123	7.3%	10.9%	9.2%	9.1%
% of FP17s Relating to Free Repair or Replacements	71	4,123	1.7%	0.9%	1.0%	0.8%
% of FP17s Relating to Continuations	34	4,123	0.8%	1.1%	1.2%	1.1%
% of Patients satisfied with the dentistry they have received	6	7	N/A	91.2%	91.6%	91.4%
% of Patients satisfied with the time they had to wait for an appointment	6	7	N/A	86.8%	88.1%	87.7%

* This is based on patients treated on this contract for their most recent course of treatment. Figures in italics indicate the base number of FP17s or Patient Questionnaire responses are less than 100. N/A is shown where the base number of responses is less than 10 during the period. % is calculated as Quantity/Base number*100

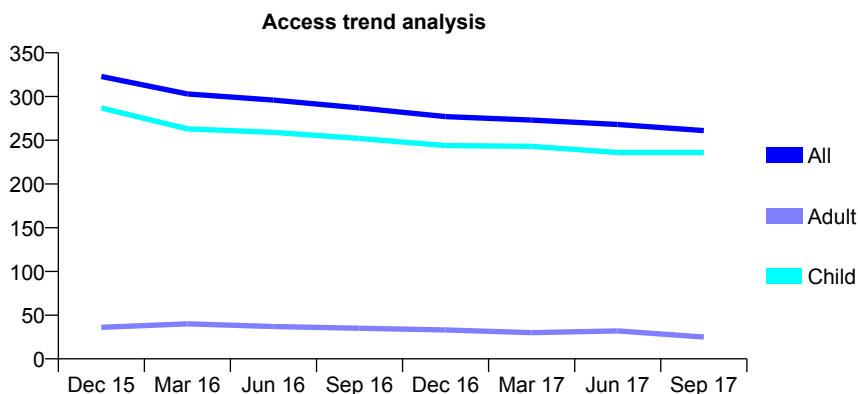
Q47 - Vital Signs At a Glance Contract Report for 356093/0001 - September 2017

Name or company name	MR K KHAN
Contract type name	GDS Contract
Purpose of contract	General
Contract start date	01/01/2010
Contract end date	

17/18 Contracted general activity (UDA)	1,091
Carry forward general activity (UDA)	0
17/18 Contracted orthodontic activity (UOA)	0
Carry forward orthodontic activity (UOA)	0
Baseline contract value	£26,206.34

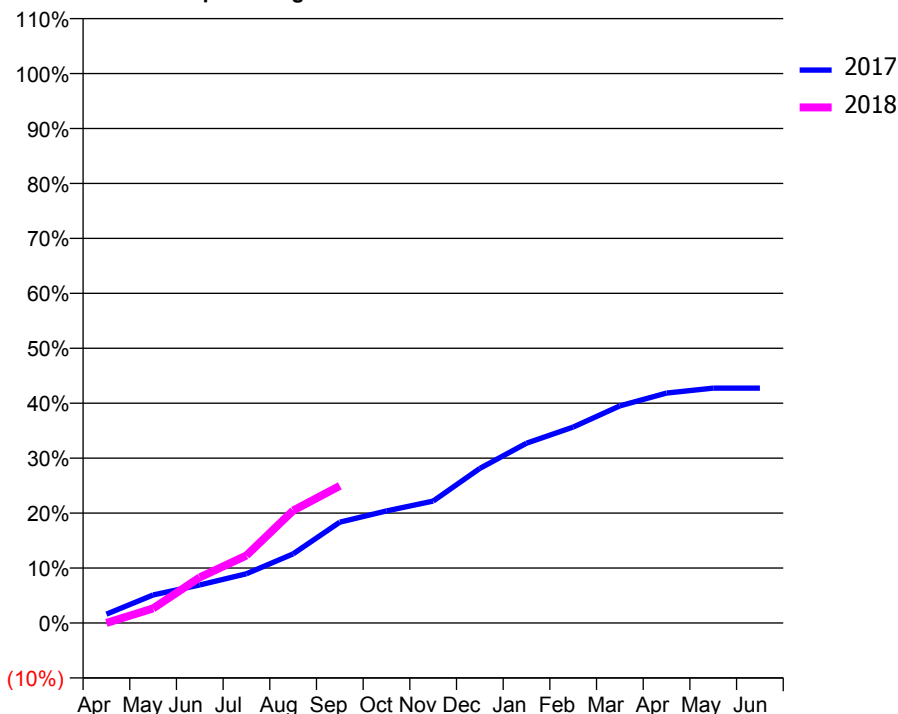
ACCESS*

Patients seen in 24 months	Total	Change since previous quarter
Quarter ending September 2016	287	
Quarter ending December 2016	277	↓
Quarter ending March 2017	273	↓
Quarter ending June 2017	268	↓
Quarter ending September 2017	261	↓
Variance since September 2016	(9.1%)	↓



ACTIVITY

Cumulative percentage of contracted UDA delivered 2017 & 2018



Adjusted Scheduled Activity (UDA)

Month	2017	2018
April	24	0
May	76	29
June	103	91
July	134	134
August	188	223
September	274	272
October	304	
November	331	
December	419	
January	488	
February	532	
March	589	
April	624	
May	637	
June	637	

QUALITY

	Quantity	Base Number	Contract	AT	Region	England
% of FP17s for the same patient ID Re-attending within 3 months - Children	26	211	12.3%	13.8%	12.8%	11.9%
% of FP17s for the same patient ID Re-attending within 3 months - Adults	0	0	N/A	16.4%	16.5%	15.9%
% of FP17s for the same patient ID Re-attending between 3 & 9 months - Children	119	211	56.4%	57.5%	59.7%	58.1%
% of FP17s for the same patient ID Re-attending between 3 & 9 months - Adults	0	0	N/A	51.4%	53.0%	50.6%
% of FP17s for Band 1 Urgent Courses	7	180	3.9%	10.9%	9.2%	9.1%
% of FP17s Relating to Free Repair or Replacements	0	180	0.0%	0.9%	1.0%	0.8%
% of FP17s Relating to Continuations	0	180	0.0%	1.1%	1.2%	1.1%
% of Patients satisfied with the dentistry they have received	2	2	N/A	91.2%	91.6%	91.4%
% of Patients satisfied with the time they had to wait for an appointment	2	2	N/A	86.8%	88.1%	87.7%

* This is based on patients treated on this contract for their most recent course of treatment. Figures in italics indicate the base number of FP17s or Patient Questionnaire responses are less than 100. N/A is shown where the base number of responses is less than 10 during the period. % is calculated as Quantity/Base number*100

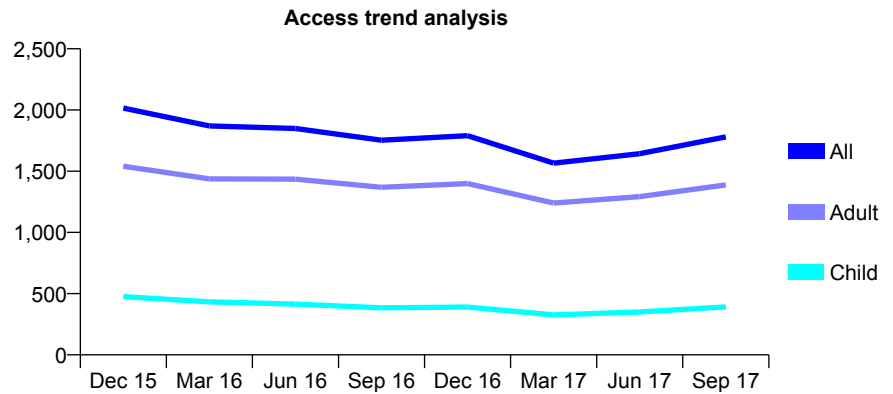
Q47 - Vital Signs At a Glance Contract Report for 364525/0001 - September 2017

Name or company name	Dr Sima Kothiwala
Contract type name	GDS Contract
Purpose of contract	General
Contract start date	01/07/2007
Contract end date	

17/18 Contracted general activity (UDA)	10,662
Carry forward general activity (UDA)	0
17/18 Contracted orthodontic activity (UOA)	0
Carry forward orthodontic activity (UOA)	0
Baseline contract value	£303,658.10

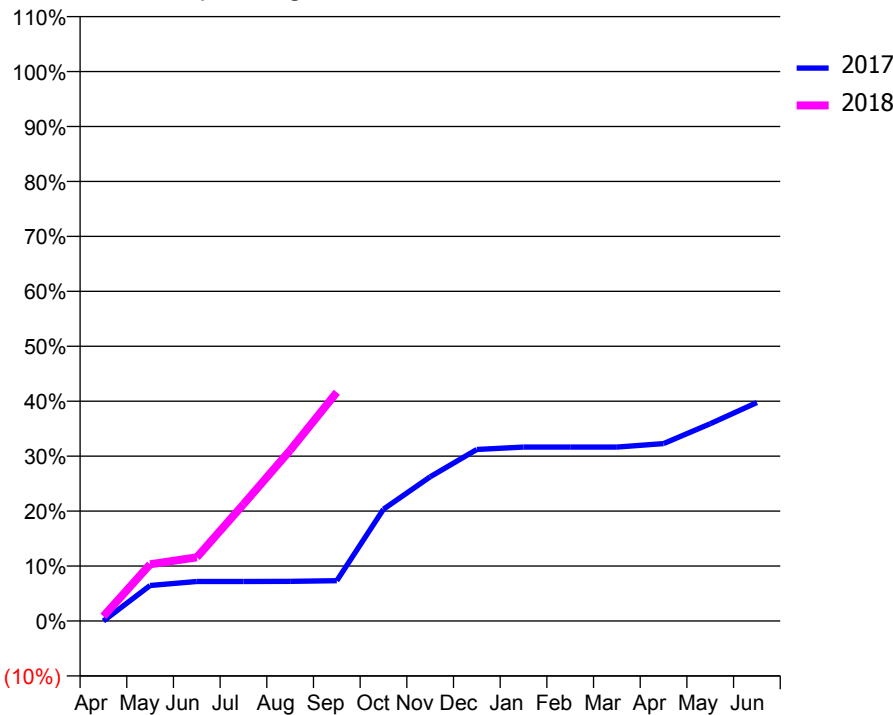
ACCESS*

Patients seen in 24 months	Total	Change since previous quarter
Quarter ending September 2016	1,753	
Quarter ending December 2016	1,790	↑
Quarter ending March 2017	1,566	↓
Quarter ending June 2017	1,643	↑
Quarter ending September 2017	1,780	↑
Variance since September 2016	1.5%	→



ACTIVITY

Cumulative percentage of contracted UDA delivered 2017 & 2018



Month	Adjusted Scheduled Activity (UDA)	
	2017	2018
April	0	92
May	690	1,101
June	768	1,235
July	768	2,266
August	771	3,313
September	784	4,439
October	2,169	
November	2,798	
December	3,328	
January	3,375	
February	3,375	
March	3,375	
April	3,442	
May	3,828	
June	4,239	

QUALITY

	Quantity	Base Number	Contract	AT	Region	England
% of FP17s for the same patient ID Re-attending within 3 months - Children	31	524	5.9%	13.8%	12.8%	11.9%
% of FP17s for the same patient ID Re-attending within 3 months - Adults	211	1,494	14.1%	16.4%	16.5%	15.9%
% of FP17s for the same patient ID Re-attending between 3 & 9 months - Children	273	524	52.1%	57.5%	59.7%	58.1%
% of FP17s for the same patient ID Re-attending between 3 & 9 months - Adults	569	1,494	38.1%	51.4%	53.0%	50.6%
% of FP17s for Band 1 Urgent Courses	97	1,661	5.8%	10.9%	9.2%	9.1%
% of FP17s Relating to Free Repair or Replacements	24	1,661	1.4%	0.9%	1.0%	0.8%
% of FP17s Relating to Continuations	69	1,661	4.2%	1.1%	1.2%	1.1%
% of Patients satisfied with the dentistry they have received	5	6	N/A	91.2%	91.6%	91.4%
% of Patients satisfied with the time they had to wait for an appointment	6	6	N/A	86.8%	88.1%	87.7%

* This is based on patients treated on this contract for their most recent course of treatment. Figures in italics indicate the base number of FP17s or Patient Questionnaire responses are less than 100. N/A is shown where the base number of responses is less than 10 during the period. % is calculated as Quantity/Base number*100

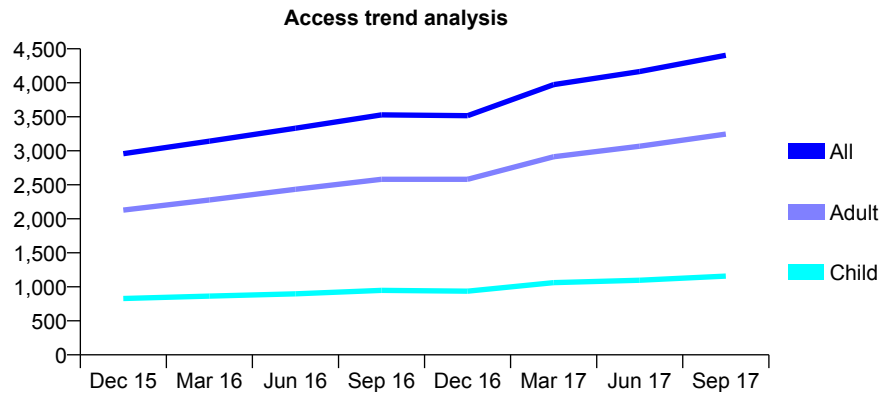
Q47 - Vital Signs At a Glance Contract Report for 366102/0001 - September 2017

Name or company name	MR A RAFIQ
Contract type name	GDS Contract
Purpose of contract	General
Contract start date	01/02/2008
Contract end date	

17/18 Contracted general activity (UDA)	10,412
Carry forward general activity (UDA)	0
17/18 Contracted orthodontic activity (UOA)	0
Carry forward orthodontic activity (UOA)	0
Baseline contract value	£291,955.06

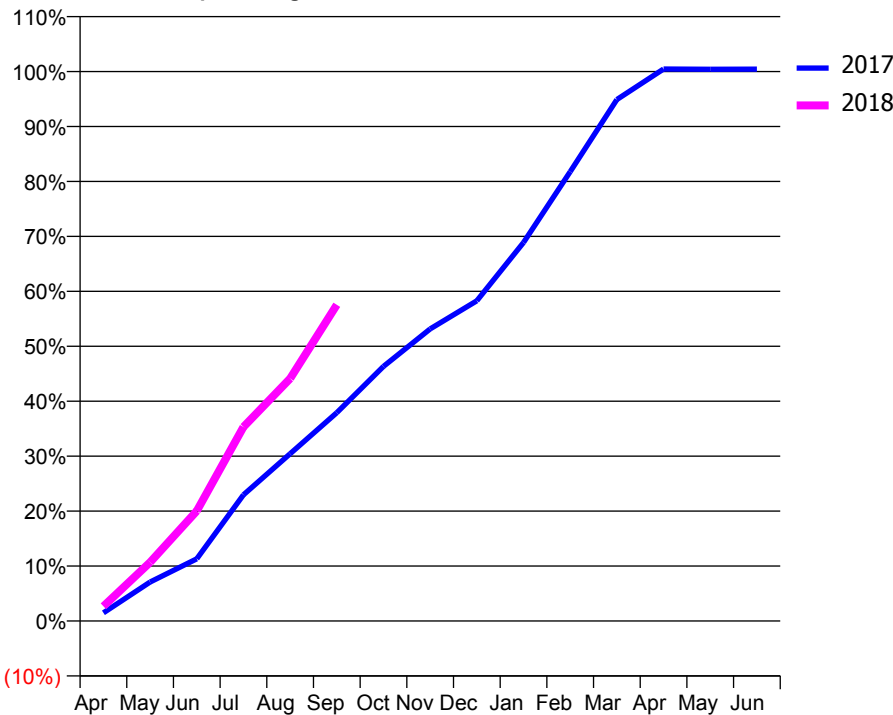
ACCESS*

Patients seen in 24 months	Total	Change since previous quarter
Quarter ending September 2016	3,529	
Quarter ending December 2016	3,517	→
Quarter ending March 2017	3,974	↑
Quarter ending June 2017	4,165	↑
Quarter ending September 2017	4,405	↑
Variance since September 2016	24.8%	↑



ACTIVITY

Cumulative percentage of contracted UDA delivered 2017 & 2018



Month	Adjusted Scheduled Activity (UDA)	
	2017	2018
April	175	280
May	824	1,112
June	1,315	2,086
July	2,666	3,678
August	3,536	4,594
September	4,404	5,991
October	5,382	
November	6,173	
December	6,766	
January	7,998	
February	9,495	
March	11,018	
April	11,665	
May	11,658	
June	11,661	

QUALITY

	Quantity	Base Number	Contract	AT	Region	England
% of FP17s for the same patient ID Re-attending within 3 months - Children	76	923	8.2%	13.8%	12.8%	11.9%
% of FP17s for the same patient ID Re-attending within 3 months - Adults	286	2,322	12.3%	16.4%	16.5%	15.9%
% of FP17s for the same patient ID Re-attending between 3 & 9 months - Children	518	923	56.1%	57.5%	59.7%	58.1%
% of FP17s for the same patient ID Re-attending between 3 & 9 months - Adults	1,234	2,322	53.1%	51.4%	53.0%	50.6%
% of FP17s for Band 1 Urgent Courses	155	2,953	5.2%	10.9%	9.2%	9.1%
% of FP17s Relating to Free Repair or Replacements	53	2,953	1.8%	0.9%	1.0%	0.8%
% of FP17s Relating to Continuations	22	2,953	0.7%	1.1%	1.2%	1.1%
% of Patients satisfied with the dentistry they have received	11	11	100.0%	91.2%	91.6%	91.4%
% of Patients satisfied with the time they had to wait for an appointment	11	11	100.0%	86.8%	88.1%	87.7%

* This is based on patients treated on this contract for their most recent course of treatment. Figures in italics indicate the base number of FP17s or Patient Questionnaire responses are less than 100. N/A is shown where the base number of responses is less than 10 during the period. % is calculated as Quantity/Base number*100

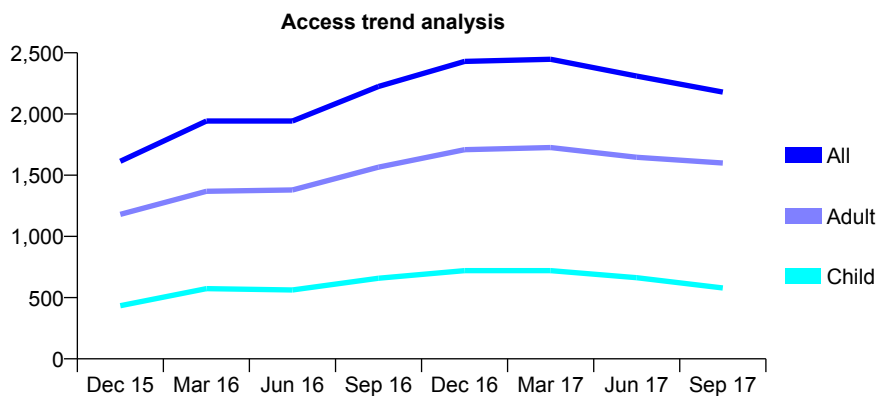
Q47 - Vital Signs At a Glance Contract Report for 366102/0002 - September 2017

Name or company name	MR A RAFIQ
Contract type name	GDS Contract
Purpose of contract	General
Contract start date	01/04/2008
Contract end date	

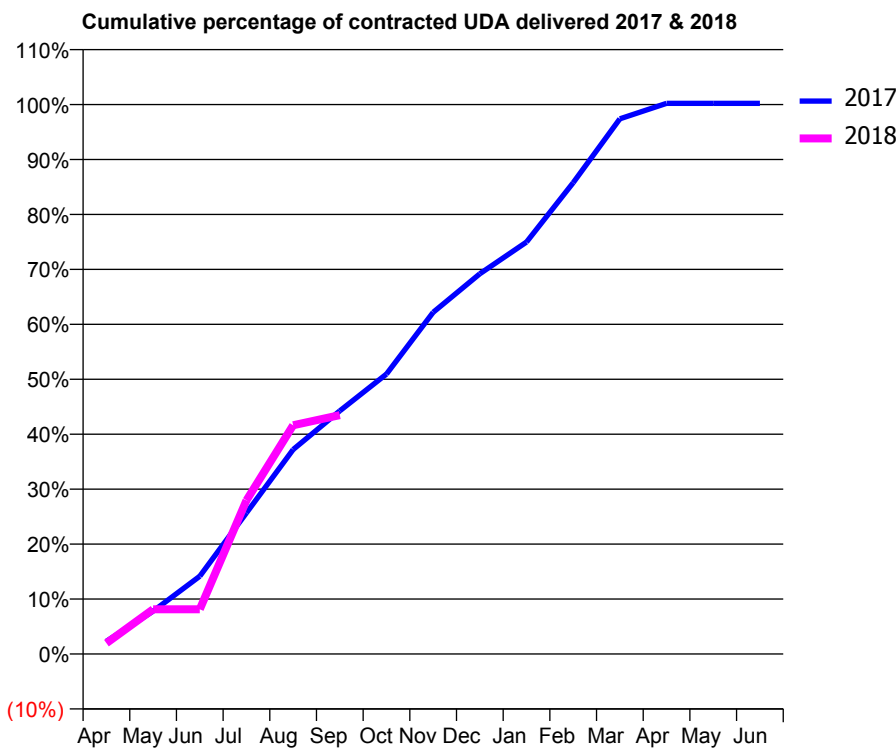
17/18 Contracted general activity (UDA)	7,521
Carry forward general activity (UDA)	0
17/18 Contracted orthodontic activity (UOA)	0
Carry forward orthodontic activity (UOA)	0
Baseline contract value	£183,460.41

ACCESS*

Patients seen in 24 months	Total	Change since previous quarter
Quarter ending September 2016	2,225	
Quarter ending December 2016	2,430	↑
Quarter ending March 2017	2,447	→
Quarter ending June 2017	2,310	↓
Quarter ending September 2017	2,179	↓
Variance since September 2016	(2.1%)	↓



ACTIVITY



Month	Adjusted Scheduled Activity (UDA)	
	2017	2018
April	191	149
May	645	612
June	1,172	612
July	2,125	2,104
August	3,077	3,130
September	3,660	3,269
October	4,213	
November	5,142	
December	5,723	
January	6,202	
February	7,095	
March	8,055	
April	8,289	
May	8,289	
June	8,289	

QUALITY

	Quantity	Base Number	Contract	AT	Region	England
% of FP17s for the same patient ID Re-attending within 3 months - Children	20	336	6.0%	13.8%	12.8%	11.9%
% of FP17s for the same patient ID Re-attending within 3 months - Adults	124	929	13.3%	16.4%	16.5%	15.9%
% of FP17s for the same patient ID Re-attending between 3 & 9 months - Children	127	336	37.8%	57.5%	59.7%	58.1%
% of FP17s for the same patient ID Re-attending between 3 & 9 months - Adults	277	929	29.8%	51.4%	53.0%	50.6%
% of FP17s for Band 1 Urgent Courses	129	1,164	11.1%	10.9%	9.2%	9.1%
% of FP17s Relating to Free Repair or Replacements	1	1,164	0.1%	0.9%	1.0%	0.8%
% of FP17s Relating to Continuations	2	1,164	0.2%	1.1%	1.2%	1.1%
% of Patients satisfied with the dentistry they have received	7	7	N/A	91.2%	91.6%	91.4%
% of Patients satisfied with the time they had to wait for an appointment	7	7	N/A	86.8%	88.1%	87.7%

* This is based on patients treated on this contract for their most recent course of treatment. Figures in italics indicate the base number of FP17s or Patient Questionnaire responses are less than 100. N/A is shown where the base number of responses is less than 10 during the period. % is calculated as Quantity/Base number*100

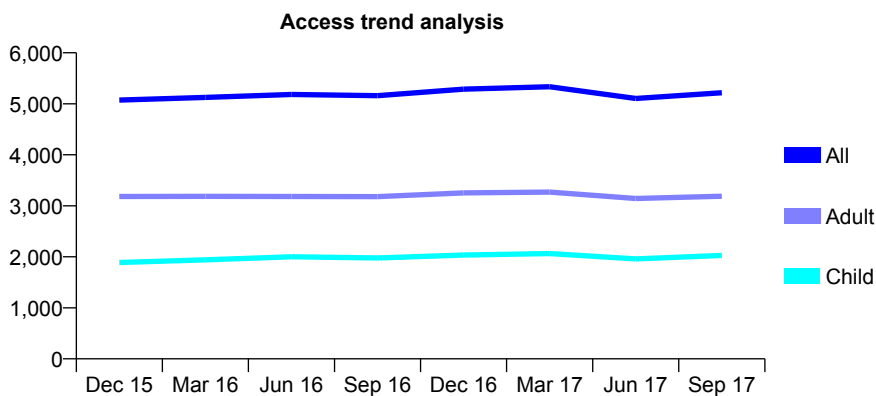
Q47 - Vital Signs At a Glance Contract Report for 366102/0003 - September 2017

Name or company name	MR A RAFIQ
Contract type name	GDS Contract
Purpose of contract	General
Contract start date	01/02/2010
Contract end date	

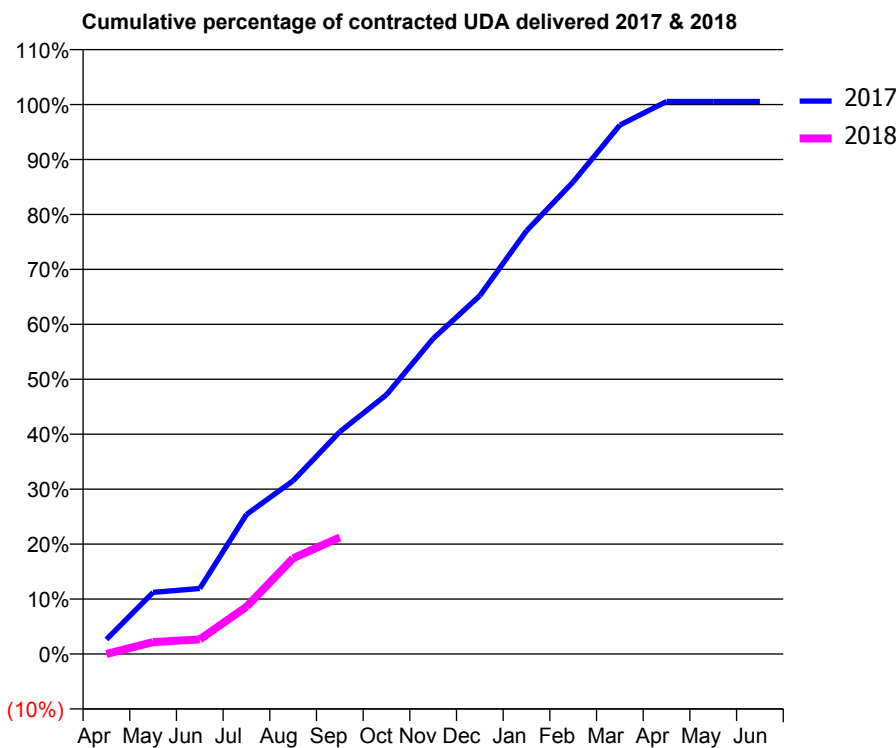
17/18 Contracted general activity (UDA)	15,000
Carry forward general activity (UDA)	0
17/18 Contracted orthodontic activity (UOA)	0
Carry forward orthodontic activity (UOA)	0
Baseline contract value	£407,452.16

ACCESS*

Patients seen in 24 months	Total	Change since previous quarter
Quarter ending September 2016	5,159	
Quarter ending December 2016	5,288	↑
Quarter ending March 2017	5,335	→
Quarter ending June 2017	5,104	↓
Quarter ending September 2017	5,216	↑
Variance since September 2016	1.1%	→



ACTIVITY



Month	2017	2018
April	413	0
May	1,739	326
June	1,849	398
July	3,938	1,292
August	4,886	2,614
September	6,268	3,184
October	7,313	
November	8,899	
December	10,109	
January	11,936	
February	13,316	
March	14,920	
April	15,585	
May	15,586	
June	15,586	

QUALITY

	Quantity	Base Number	Contract	AT	Region	England
% of FP17s for the same patient ID Re-attending within 3 months - Children	81	897	9.0%	13.8%	12.8%	11.9%
% of FP17s for the same patient ID Re-attending within 3 months - Adults	192	1,320	14.5%	16.4%	16.5%	15.9%
% of FP17s for the same patient ID Re-attending between 3 & 9 months - Children	458	897	51.1%	57.5%	59.7%	58.1%
% of FP17s for the same patient ID Re-attending between 3 & 9 months - Adults	704	1,320	53.3%	51.4%	53.0%	50.6%
% of FP17s for Band 1 Urgent Courses	162	1,962	8.3%	10.9%	9.2%	9.1%
% of FP17s Relating to Free Repair or Replacements	11	1,962	0.6%	0.9%	1.0%	0.8%
% of FP17s Relating to Continuations	2	1,962	0.1%	1.1%	1.2%	1.1%
% of Patients satisfied with the dentistry they have received	1	1	N/A	91.2%	91.6%	91.4%
% of Patients satisfied with the time they had to wait for an appointment	1	1	N/A	86.8%	88.1%	87.7%

* This is based on patients treated on this contract for their most recent course of treatment. Figures in italics indicate the base number of FP17s or Patient Questionnaire responses are less than 100. N/A is shown where the base number of responses is less than 10 during the period. % is calculated as Quantity/Base number*100

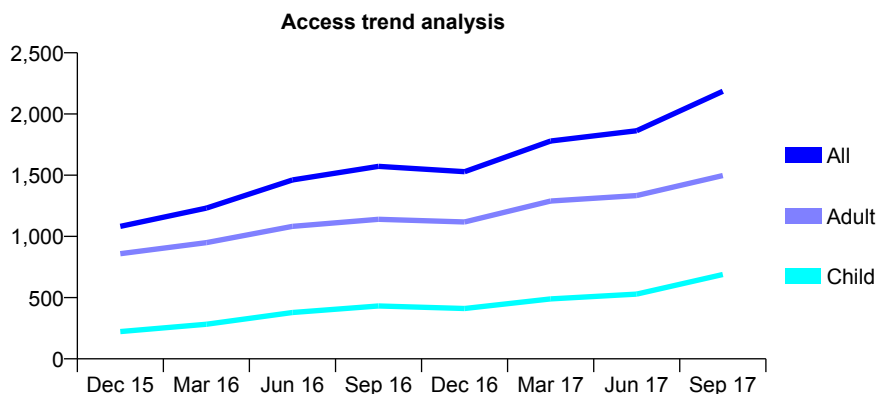
Q47 - Vital Signs At a Glance Contract Report for 366102/0004 - September 2017

Name or company name	MR A RAFIQ
Contract type name	GDS Contract
Purpose of contract	General
Contract start date	17/12/2010
Contract end date	

17/18 Contracted general activity (UDA)	5,754
Carry forward general activity (UDA)	0
17/18 Contracted orthodontic activity (UOA)	0
Carry forward orthodontic activity (UOA)	0
Baseline contract value	£138,027.69

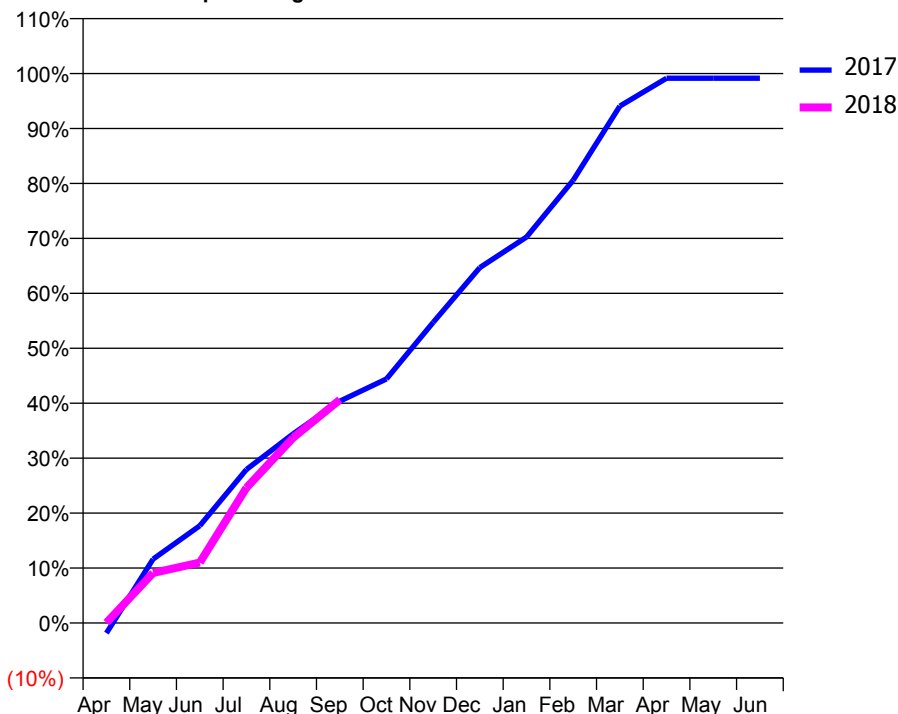
ACCESS*

Patients seen in 24 months	Total	Change since previous quarter
Quarter ending September 2016	1,572	
Quarter ending December 2016	1,529	↓
Quarter ending March 2017	1,779	↑
Quarter ending June 2017	1,863	↑
Quarter ending September 2017	2,186	↑
Variance since September 2016	39.1%	↑



ACTIVITY

Cumulative percentage of contracted UDA delivered 2017 & 2018



Month	Adjusted Scheduled Activity (UDA)	
	2017	2018
April	-128	3
May	797	524
June	1,213	633
July	1,916	1,416
August	2,359	1,940
September	2,767	2,338
October	3,045	
November	3,750	
December	4,433	
January	4,815	
February	5,523	
March	6,448	
April	6,795	
May	6,795	
June	6,795	

QUALITY

	Quantity	Base Number	Contract	AT	Region	England
% of FP17s for the same patient ID Re-attending within 3 months - Children	49	570	8.6%	13.8%	12.8%	11.9%
% of FP17s for the same patient ID Re-attending within 3 months - Adults	110	1,037	10.6%	16.4%	16.5%	15.9%
% of FP17s for the same patient ID Re-attending between 3 & 9 months - Children	152	570	26.7%	57.5%	59.7%	58.1%
% of FP17s for the same patient ID Re-attending between 3 & 9 months - Adults	223	1,037	21.5%	51.4%	53.0%	50.6%
% of FP17s for Band 1 Urgent Courses	207	1,486	13.9%	10.9%	9.2%	9.1%
% of FP17s Relating to Free Repair or Replacements	2	1,486	0.1%	0.9%	1.0%	0.8%
% of FP17s Relating to Continuations	0	1,486	0.0%	1.1%	1.2%	1.1%
% of Patients satisfied with the dentistry they have received	6	8	N/A	91.2%	91.6%	91.4%
% of Patients satisfied with the time they had to wait for an appointment	7	8	N/A	86.8%	88.1%	87.7%

* This is based on patients treated on this contract for their most recent course of treatment. Figures in italics indicate the base number of FP17s or Patient Questionnaire responses are less than 100. N/A is shown where the base number of responses is less than 10 during the period. % is calculated as Quantity/Base number*100

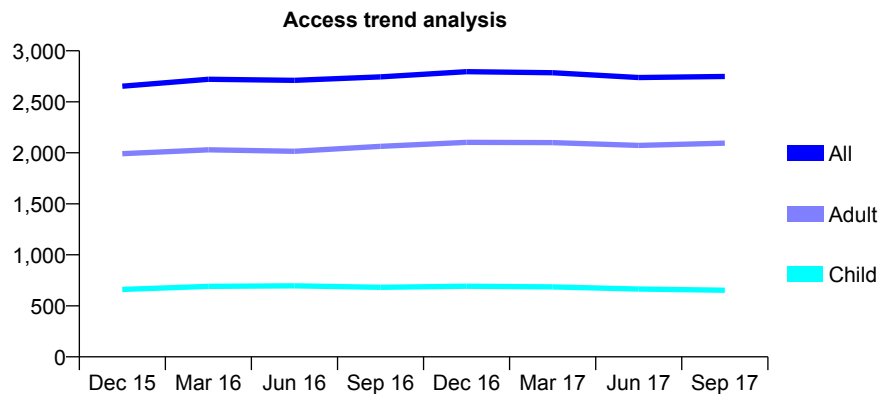
Q47 - Vital Signs At a Glance Contract Report for 565938/0001 - September 2017

Name or company name	MR SR BASS
Contract type name	GDS Contract
Purpose of contract	General
Contract start date	01/04/2006
Contract end date	

17/18 Contracted general activity (UDA)	8,759
Carry forward general activity (UDA)	0
17/18 Contracted orthodontic activity (UOA)	0
Carry forward orthodontic activity (UOA)	0
Baseline contract value	£250,984.68

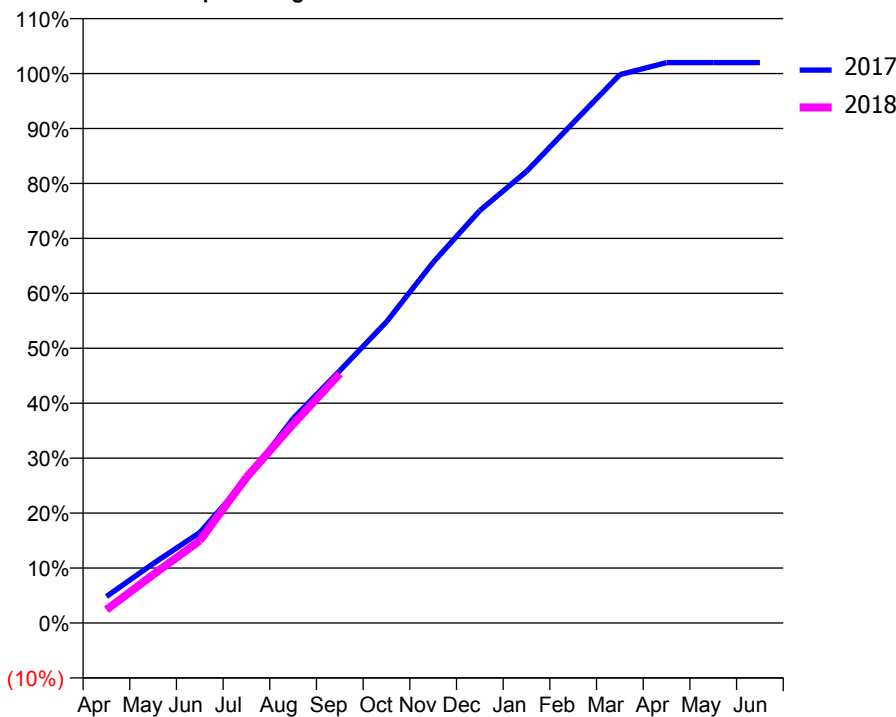
ACCESS*

Patients seen in 24 months	Total	Change since previous quarter
Quarter ending September 2016	2,745	
Quarter ending December 2016	2,795	→
Quarter ending March 2017	2,785	→
Quarter ending June 2017	2,738	↓
Quarter ending September 2017	2,748	→
Variance since September 2016	0.1%	→



ACTIVITY

Cumulative percentage of contracted UDA delivered 2017 & 2018



Month	Adjusted Scheduled Activity (UDA)	
	2017	2018
April	422	211
May	948	770
June	1,441	1,313
July	2,286	2,322
August	3,260	3,171
September	4,023	3,975
October	4,801	
November	5,748	
December	6,575	
January	7,198	
February	7,973	
March	8,740	
April	8,934	
May	8,934	
June	8,934	

QUALITY

	Quantity	Base Number	Contract	AT	Region	England
% of FP17s for the same patient ID Re-attending within 3 months - Children	54	474	11.4%	13.8%	12.8%	11.9%
% of FP17s for the same patient ID Re-attending within 3 months - Adults	191	1,282	14.9%	16.4%	16.5%	15.9%
% of FP17s for the same patient ID Re-attending between 3 & 9 months - Children	272	474	57.4%	57.5%	59.7%	58.1%
% of FP17s for the same patient ID Re-attending between 3 & 9 months - Adults	565	1,282	44.1%	51.4%	53.0%	50.6%
% of FP17s for Band 1 Urgent Courses	143	1,684	8.5%	10.9%	9.2%	9.1%
% of FP17s Relating to Free Repair or Replacements	12	1,684	0.7%	0.9%	1.0%	0.8%
% of FP17s Relating to Continuations	27	1,684	1.6%	1.1%	1.2%	1.1%
% of Patients satisfied with the dentistry they have received	11	12	91.7%	91.2%	91.6%	91.4%
% of Patients satisfied with the time they had to wait for an appointment	11	12	91.7%	86.8%	88.1%	87.7%

* This is based on patients treated on this contract for their most recent course of treatment. Figures in italics indicate the base number of FP17s or Patient Questionnaire responses are less than 100. N/A is shown where the base number of responses is less than 10 during the period. % is calculated as Quantity/Base number*100

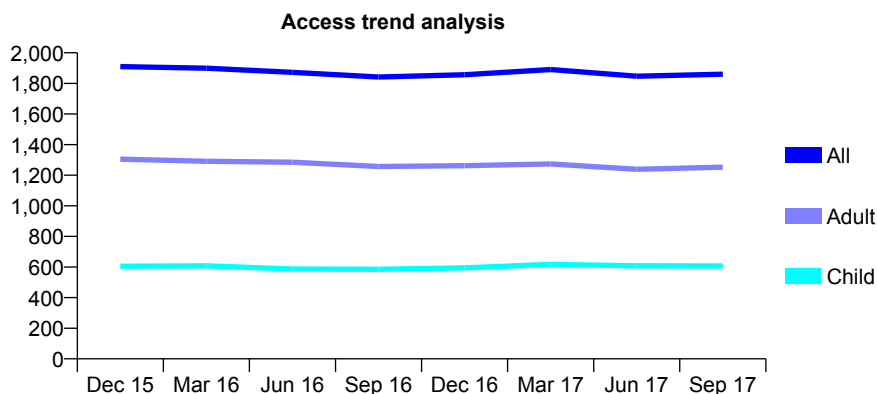
Q47 - Vital Signs At a Glance Contract Report for 565938/0002 - September 2017

Name or company name	MR SR BASS
Contract type name	GDS Contract
Purpose of contract	General
Contract start date	20/08/2007
Contract end date	

17/18 Contracted general activity (UDA)	6,003
Carry forward general activity (UDA)	105
17/18 Contracted orthodontic activity (UOA)	0
Carry forward orthodontic activity (UOA)	0
Baseline contract value	£157,713.68

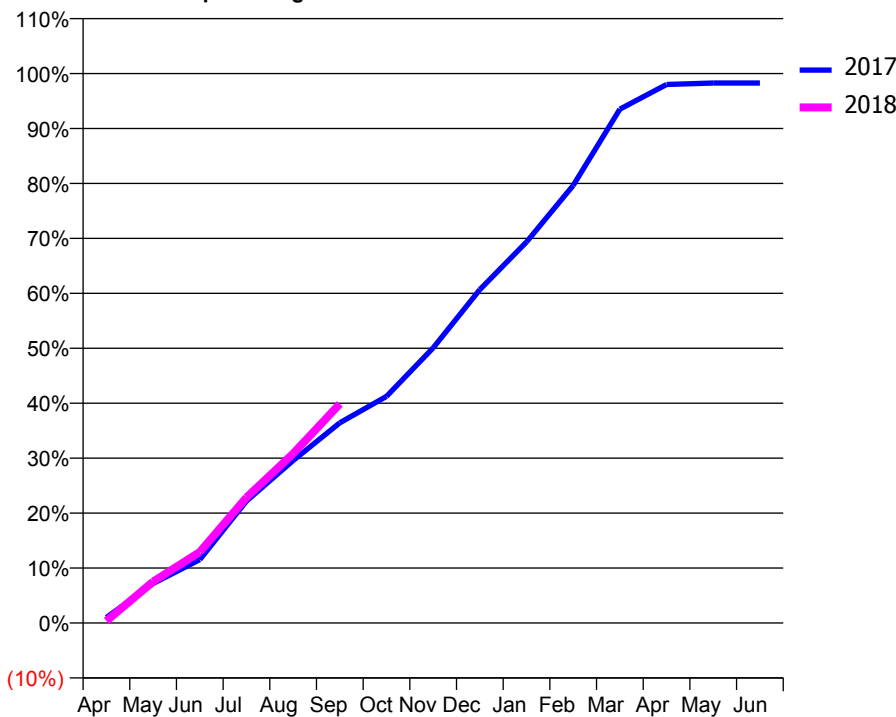
ACCESS*

Patients seen in 24 months	Total	Change since previous quarter
Quarter ending September 2016	1,842	
Quarter ending December 2016	1,857	→
Quarter ending March 2017	1,891	→
Quarter ending June 2017	1,847	↓
Quarter ending September 2017	1,860	→
Variance since September 2016	1.0%	→



ACTIVITY

Cumulative percentage of contracted UDA delivered 2017 & 2018



Adjusted Scheduled Activity (UDA)

Month	2017	2018
April	60	22
May	432	452
June	692	775
July	1,332	1,372
August	1,775	1,851
September	2,188	2,394
October	2,476	
November	3,006	
December	3,643	
January	4,162	
February	4,780	
March	5,613	
April	5,883	
May	5,898	
June	5,898	

QUALITY

	Quantity	Base Number	Contract	AT	Region	England
% of FP17s for the same patient ID Re-attending within 3 months - Children	22	299	7.4%	13.8%	12.8%	11.9%
% of FP17s for the same patient ID Re-attending within 3 months - Adults	123	670	18.4%	16.4%	16.5%	15.9%
% of FP17s for the same patient ID Re-attending between 3 & 9 months - Children	126	299	42.1%	57.5%	59.7%	58.1%
% of FP17s for the same patient ID Re-attending between 3 & 9 months - Adults	270	670	40.3%	51.4%	53.0%	50.6%
% of FP17s for Band 1 Urgent Courses	39	866	4.5%	10.9%	9.2%	9.1%
% of FP17s Relating to Free Repair or Replacements	18	866	2.1%	0.9%	1.0%	0.8%
% of FP17s Relating to Continuations	25	866	2.9%	1.1%	1.2%	1.1%
% of Patients satisfied with the dentistry they have received	5	5	N/A	91.2%	91.6%	91.4%
% of Patients satisfied with the time they had to wait for an appointment	5	5	N/A	86.8%	88.1%	87.7%

* This is based on patients treated on this contract for their most recent course of treatment. Figures in italics indicate the base number of FP17s or Patient Questionnaire responses are less than 100. N/A is shown where the base number of responses is less than 10 during the period. % is calculated as Quantity/Base number*100

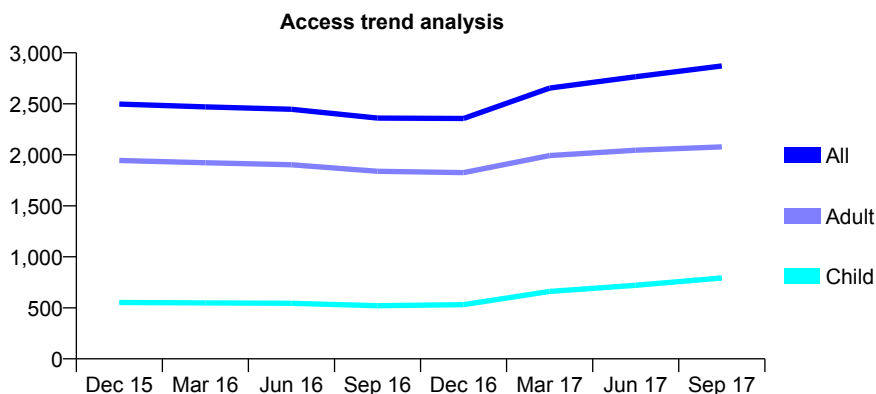
Q47 - Vital Signs At a Glance Contract Report for 567256/0001 - September 2017

Name or company name	Synergy Dental Clinic Blackburn Ltd
Contract type name	GDS Contract
Purpose of contract	General
Contract start date	01/04/2006
Contract end date	

17/18 Contracted general activity (UDA)	7,600
Carry forward general activity (UDA)	0
17/18 Contracted orthodontic activity (UOA)	0
Carry forward orthodontic activity (UOA)	0
Baseline contract value	£189,101.77

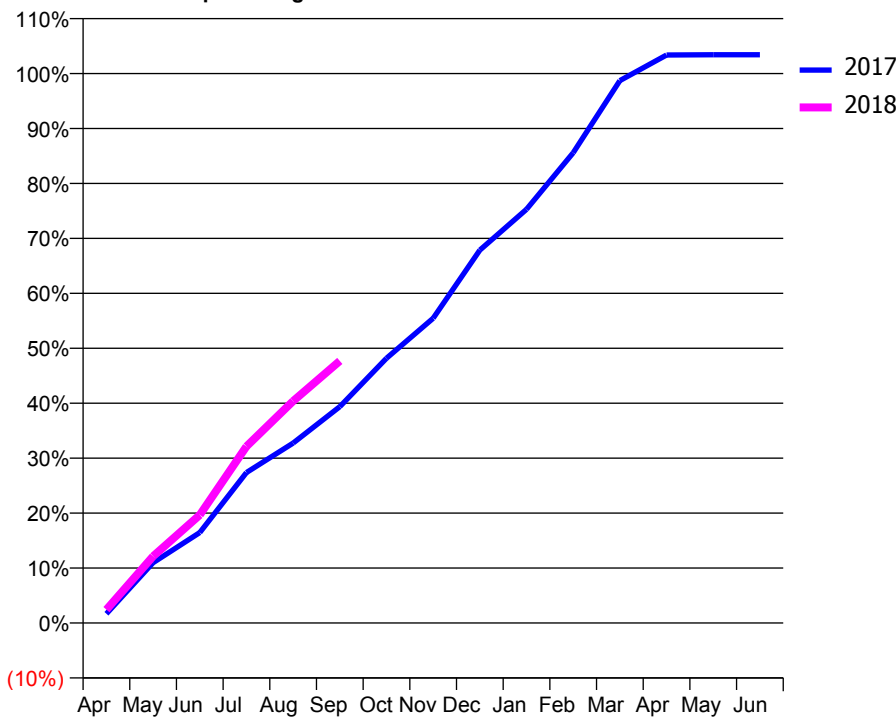
ACCESS*

Patients seen in 24 months	Total	Change since previous quarter
Quarter ending September 2016	2,360	
Quarter ending December 2016	2,356	→
Quarter ending March 2017	2,654	↑
Quarter ending June 2017	2,766	↑
Quarter ending September 2017	2,871	↑
Variance since September 2016	21.7%	↑



ACTIVITY

Cumulative percentage of contracted UDA delivered 2017 & 2018



Month	Adjusted Scheduled Activity (UDA)	
	2017	2018
April	128	185
May	835	922
June	1,251	1,494
July	2,082	2,444
August	2,489	3,069
September	2,993	3,624
October	3,662	
November	4,215	
December	5,158	
January	5,722	
February	6,504	
March	7,501	
April	7,857	
May	7,859	
June	7,859	

QUALITY

	Quantity	Base Number	Contract	AT	Region	England
% of FP17s for the same patient ID Re-attending within 3 months - Children	46	648	7.1%	13.8%	12.8%	11.9%
% of FP17s for the same patient ID Re-attending within 3 months - Adults	172	1,132	15.2%	16.4%	16.5%	15.9%
% of FP17s for the same patient ID Re-attending between 3 & 9 months - Children	317	648	48.9%	57.5%	59.7%	58.1%
% of FP17s for the same patient ID Re-attending between 3 & 9 months - Adults	472	1,132	41.7%	51.4%	53.0%	50.6%
% of FP17s for Band 1 Urgent Courses	106	1,666	6.4%	10.9%	9.2%	9.1%
% of FP17s Relating to Free Repair or Replacements	8	1,666	0.5%	0.9%	1.0%	0.8%
% of FP17s Relating to Continuations	5	1,666	0.3%	1.1%	1.2%	1.1%
% of Patients satisfied with the dentistry they have received	4	4	N/A	91.2%	91.6%	91.4%
% of Patients satisfied with the time they had to wait for an appointment	4	4	N/A	86.8%	88.1%	87.7%

* This is based on patients treated on this contract for their most recent course of treatment. Figures in italics indicate the base number of FP17s or Patient Questionnaire responses are less than 100. N/A is shown where the base number of responses is less than 10 during the period. % is calculated as Quantity/Base number*100

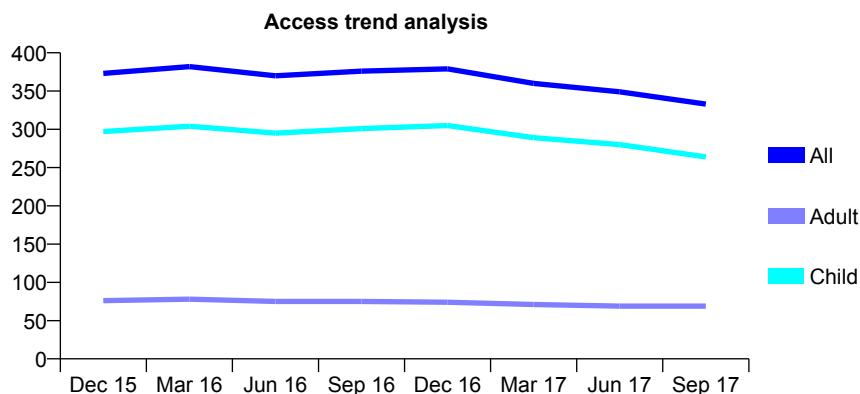
Q47 - Vital Signs At a Glance Contract Report for 570656/0001 - September 2017

Name or company name	MR M WILKINSON
Contract type name	GDS Contract
Purpose of contract	General
Contract start date	01/04/2006
Contract end date	

17/18 Contracted general activity (UDA)	720
Carry forward general activity (UDA)	0
17/18 Contracted orthodontic activity (UOA)	0
Carry forward orthodontic activity (UOA)	0
Baseline contract value	£16,490.14

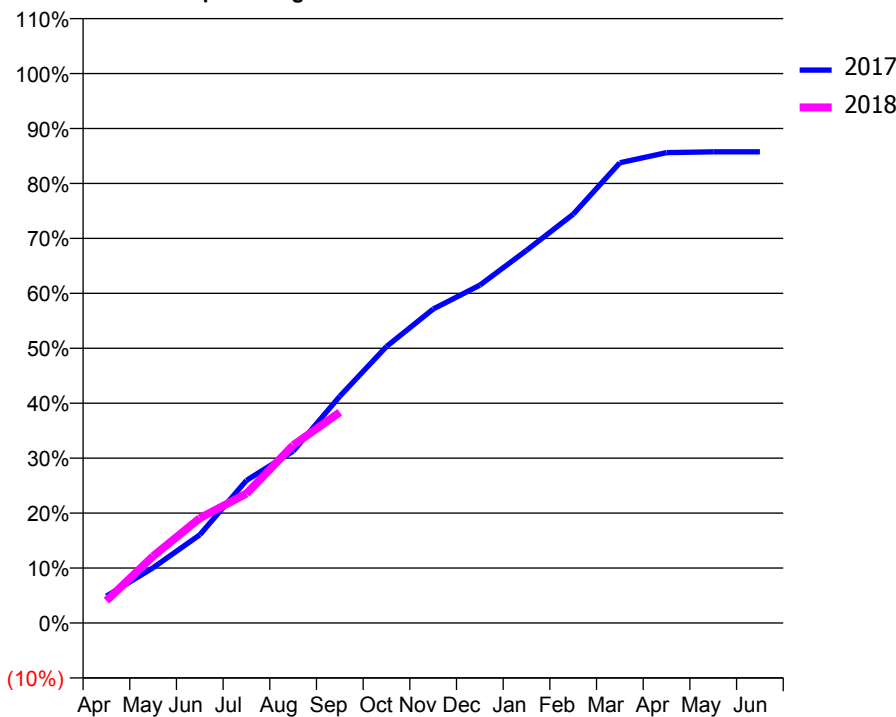
ACCESS*

Patients seen in 24 months	Total	Change since previous quarter
Quarter ending September 2016	376	
Quarter ending December 2016	379	→
Quarter ending March 2017	360	↓
Quarter ending June 2017	349	↓
Quarter ending September 2017	333	↓
Variance since September 2016	(11.4%)	↓



ACTIVITY

Cumulative percentage of contracted UDA delivered 2017 & 2018



Month	Adjusted Scheduled Activity (UDA)	
	2017	2018
April	35	29
May	72	88
June	116	137
July	187	170
August	225	233
September	297	276
October	362	
November	411	
December	443	
January	488	
February	536	
March	603	
April	616	
May	617	
June	617	

QUALITY

	Quantity	Base Number	Contract	AT	Region	England
% of FP17s for the same patient ID Re-attending within 3 months - Children	13	202	6.4%	13.8%	12.8%	11.9%
% of FP17s for the same patient ID Re-attending within 3 months - Adults	4	29	13.8%	16.4%	16.5%	15.9%
% of FP17s for the same patient ID Re-attending between 3 & 9 months - Children	155	202	76.7%	57.5%	59.7%	58.1%
% of FP17s for the same patient ID Re-attending between 3 & 9 months - Adults	17	29	58.6%	51.4%	53.0%	50.6%
% of FP17s for Band 1 Urgent Courses	11	219	5.0%	10.9%	9.2%	9.1%
% of FP17s Relating to Free Repair or Replacements	0	219	0.0%	0.9%	1.0%	0.8%
% of FP17s Relating to Continuations	0	219	0.0%	1.1%	1.2%	1.1%
% of Patients satisfied with the dentistry they have received	1	1	N/A	91.2%	91.6%	91.4%
% of Patients satisfied with the time they had to wait for an appointment	1	1	N/A	86.8%	88.1%	87.7%

* This is based on patients treated on this contract for their most recent course of treatment. Figures in italics indicate the base number of FP17s or Patient Questionnaire responses are less than 100. N/A is shown where the base number of responses is less than 10 during the period. % is calculated as Quantity/Base number*100

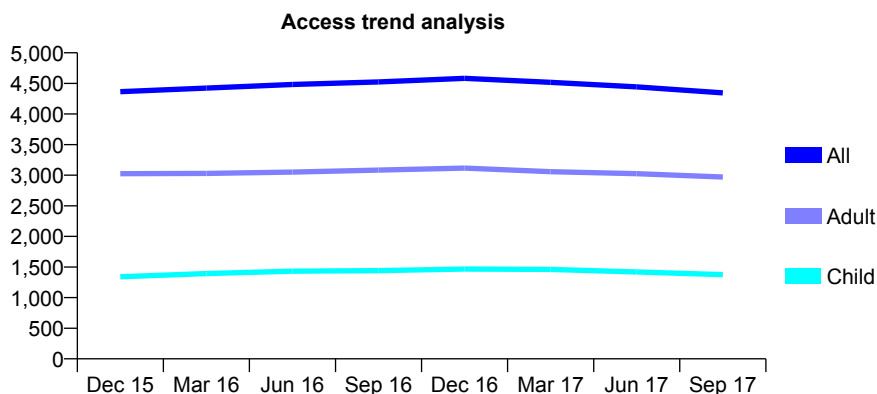
Q47 - Vital Signs At a Glance Contract Report for 572608/0001 - September 2017

Name or company name	Mr A Malik
Contract type name	GDS Contract
Purpose of contract	General
Contract start date	01/04/2006
Contract end date	

17/18 Contracted general activity (UDA)	12,946
Carry forward general activity (UDA)	0
17/18 Contracted orthodontic activity (UOA)	0
Carry forward orthodontic activity (UOA)	0
Baseline contract value	£373,865.86

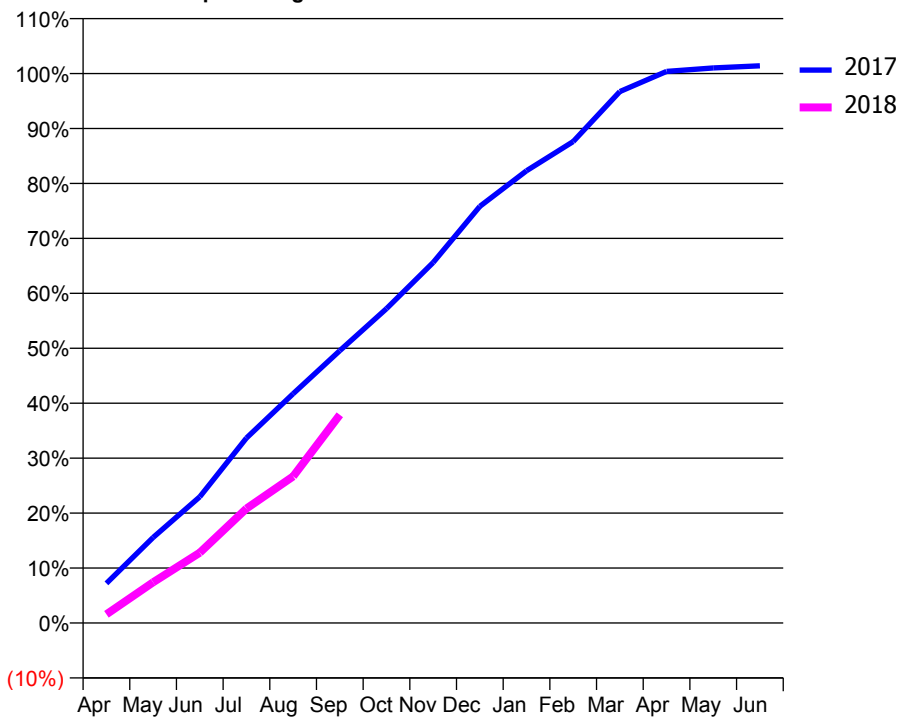
ACCESS*

Patients seen in 24 months	Total	Change since previous quarter
Quarter ending September 2016	4,524	
Quarter ending December 2016	4,583	→
Quarter ending March 2017	4,518	↓
Quarter ending June 2017	4,444	↓
Quarter ending September 2017	4,345	↓
Variance since September 2016	(4.0%)	↓



ACTIVITY

Cumulative percentage of contracted UDA delivered 2017 & 2018



Adjusted Scheduled Activity (UDA)

Month	2017	2018
April	934	206
May	2,016	960
June	2,972	1,658
July	4,359	2,698
August	5,403	3,453
September	6,416	4,905
October	7,406	
November	8,492	
December	9,817	
January	10,653	
February	11,344	
March	12,522	
April	12,995	
May	13,076	
June	13,126	

QUALITY

	Quantity	Base Number	Contract	AT	Region	England
% of FP17s for the same patient ID Re-attending within 3 months - Children	59	760	7.8%	13.8%	12.8%	11.9%
% of FP17s for the same patient ID Re-attending within 3 months - Adults	294	1,583	18.6%	16.4%	16.5%	15.9%
% of FP17s for the same patient ID Re-attending between 3 & 9 months - Children	313	760	41.2%	57.5%	59.7%	58.1%
% of FP17s for the same patient ID Re-attending between 3 & 9 months - Adults	607	1,583	38.3%	51.4%	53.0%	50.6%
% of FP17s for Band 1 Urgent Courses	164	2,124	7.7%	10.9%	9.2%	9.1%
% of FP17s Relating to Free Repair or Replacements	22	2,124	1.0%	0.9%	1.0%	0.8%
% of FP17s Relating to Continuations	47	2,124	2.2%	1.1%	1.2%	1.1%
% of Patients satisfied with the dentistry they have received	6	6	N/A	91.2%	91.6%	91.4%
% of Patients satisfied with the time they had to wait for an appointment	6	6	N/A	86.8%	88.1%	87.7%

* This is based on patients treated on this contract for their most recent course of treatment. Figures in italics indicate the base number of FP17s or Patient Questionnaire responses are less than 100. N/A is shown where the base number of responses is less than 10 during the period. % is calculated as Quantity/Base number*100

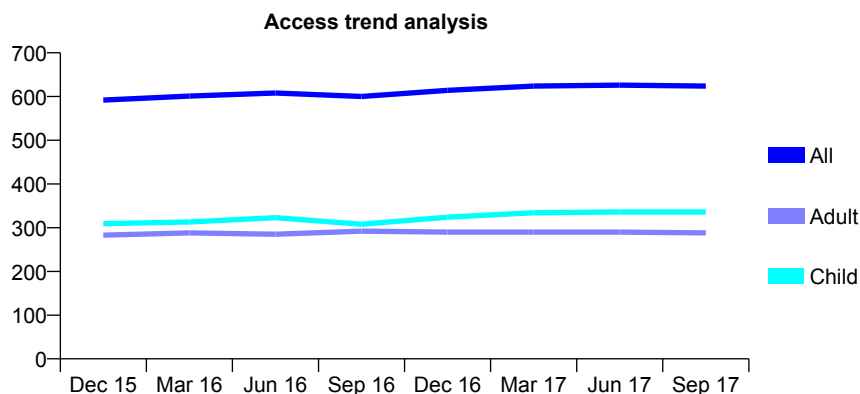
Q47 - Vital Signs At a Glance Contract Report for 574651/0001 - September 2017

Name or company name	MISS CL ALLEN
Contract type name	GDS Contract
Purpose of contract	General
Contract start date	01/04/2006
Contract end date	

17/18 Contracted general activity (UDA)	1,561
Carry forward general activity (UDA)	0
17/18 Contracted orthodontic activity (UOA)	0
Carry forward orthodontic activity (UOA)	0
Baseline contract value	£42,585.06

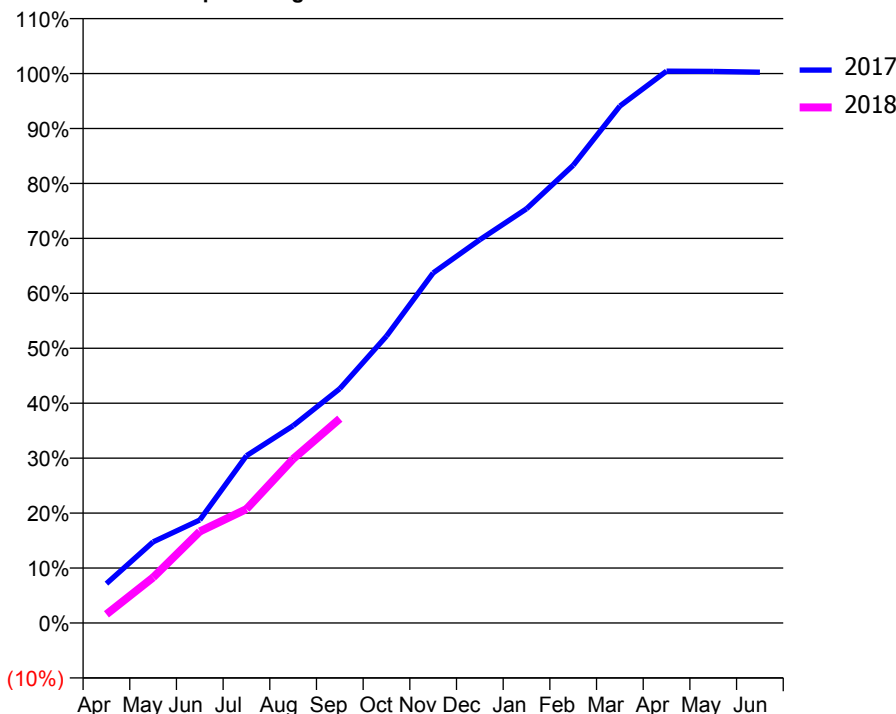
ACCESS*

Patients seen in 24 months	Total	Change since previous quarter
Quarter ending September 2016	600	
Quarter ending December 2016	614	↑
Quarter ending March 2017	624	→
Quarter ending June 2017	626	→
Quarter ending September 2017	624	→
Variance since September 2016	4.0%	↑



ACTIVITY

Cumulative percentage of contracted UDA delivered 2017 & 2018



Adjusted Scheduled Activity (UDA)

Month	2017	2018
April	112	25
May	230	129
June	293	260
July	475	324
August	561	466
September	666	581
October	815	
November	995	
December	1,089	
January	1,177	
February	1,300	
March	1,469	
April	1,568	
May	1,567	
June	1,565	

QUALITY

	Quantity	Base Number	Contract	AT	Region	England
% of FP17s for the same patient ID Re-attending within 3 months - Children	19	269	7.1%	13.8%	12.8%	11.9%
% of FP17s for the same patient ID Re-attending within 3 months - Adults	15	192	7.8%	16.4%	16.5%	15.9%
% of FP17s for the same patient ID Re-attending between 3 & 9 months - Children	171	269	63.6%	57.5%	59.7%	58.1%
% of FP17s for the same patient ID Re-attending between 3 & 9 months - Adults	115	192	59.9%	51.4%	53.0%	50.6%
% of FP17s for Band 1 Urgent Courses	18	402	4.5%	10.9%	9.2%	9.1%
% of FP17s Relating to Free Repair or Replacements	0	402	0.0%	0.9%	1.0%	0.8%
% of FP17s Relating to Continuations	0	402	0.0%	1.1%	1.2%	1.1%
% of Patients satisfied with the dentistry they have received	2	2	N/A	91.2%	91.6%	91.4%
% of Patients satisfied with the time they had to wait for an appointment	2	2	N/A	86.8%	88.1%	87.7%

* This is based on patients treated on this contract for their most recent course of treatment. Figures in italics indicate the base number of FP17s or Patient Questionnaire responses are less than 100. N/A is shown where the base number of responses is less than 10 during the period. % is calculated as Quantity/Base number*100

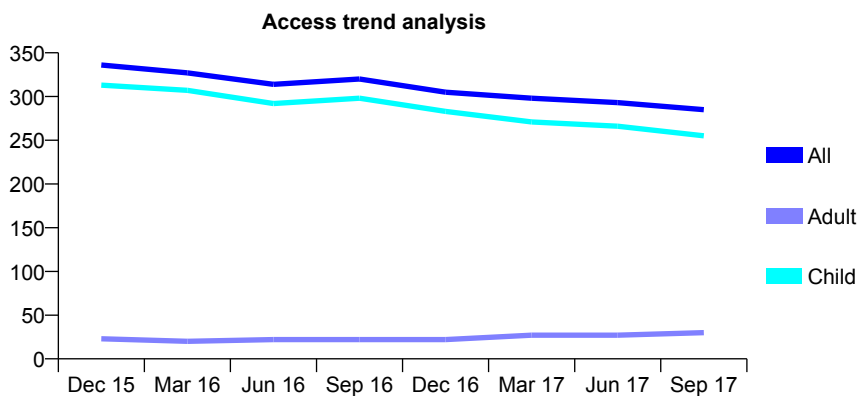
Q47 - Vital Signs At a Glance Contract Report for 575577/0001 - September 2017

Name or company name	MR JR VALENTINE
Contract type name	GDS Contract
Purpose of contract	General
Contract start date	01/04/2006
Contract end date	

17/18 Contracted general activity (UDA)	600
Carry forward general activity (UDA)	0
17/18 Contracted orthodontic activity (UOA)	0
Carry forward orthodontic activity (UOA)	0
Baseline contract value	£11,178.44

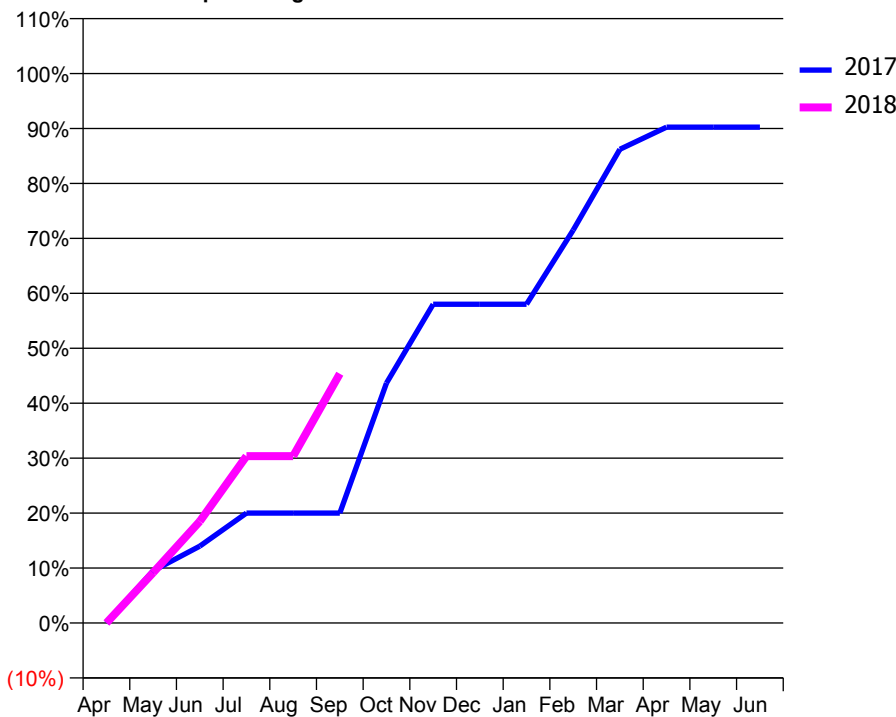
ACCESS*

Patients seen in 24 months	Total	Change since previous quarter
Quarter ending September 2016	320	
Quarter ending December 2016	305	↓
Quarter ending March 2017	298	↓
Quarter ending June 2017	293	↓
Quarter ending September 2017	285	↓
Variance since September 2016	(10.9%)	↓



ACTIVITY

Cumulative percentage of contracted UDA delivered 2017 & 2018



Adjusted Scheduled Activity (UDA)

Month	2017	2018
April	0	0
May	57	55
June	84	111
July	120	182
August	120	182
September	120	272
October	262	
November	348	
December	348	
January	348	
February	429	
March	517	
April	541	
May	541	
June	541	

QUALITY

	Quantity	Base Number	Contract	AT	Region	England
% of FP17s for the same patient ID Re-attending within 3 months - Children	21	215	9.8%	13.8%	12.8%	11.9%
% of FP17s for the same patient ID Re-attending within 3 months - Adults	0	0	N/A	16.4%	16.5%	15.9%
% of FP17s for the same patient ID Re-attending between 3 & 9 months - Children	144	215	67.0%	57.5%	59.7%	58.1%
% of FP17s for the same patient ID Re-attending between 3 & 9 months - Adults	0	0	N/A	51.4%	53.0%	50.6%
% of FP17s for Band 1 Urgent Courses	1	195	0.5%	10.9%	9.2%	9.1%
% of FP17s Relating to Free Repair or Replacements	0	195	0.0%	0.9%	1.0%	0.8%
% of FP17s Relating to Continuations	0	195	0.0%	1.1%	1.2%	1.1%
% of Patients satisfied with the dentistry they have received	0	0	N/A	91.2%	91.6%	91.4%
% of Patients satisfied with the time they had to wait for an appointment	0	0	N/A	86.8%	88.1%	87.7%

* This is based on patients treated on this contract for their most recent course of treatment. Figures in italics indicate the base number of FP17s or Patient Questionnaire responses are less than 100. N/A is shown where the base number of responses is less than 10 during the period. % is calculated as Quantity/Base number*100

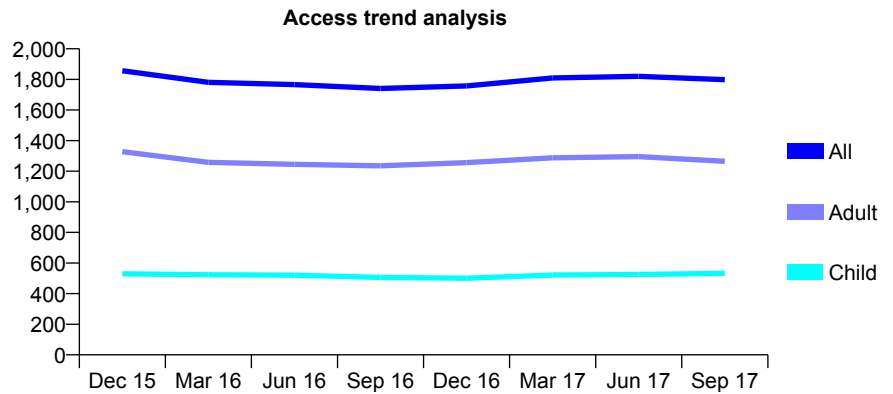
Q47 - Vital Signs At a Glance Contract Report for 604860/0001 - September 2017

Name or company name	MR SA BATE
Contract type name	GDS Contract
Purpose of contract	General
Contract start date	01/10/2010
Contract end date	

17/18 Contracted general activity (UDA)	7,000
Carry forward general activity (UDA)	0
17/18 Contracted orthodontic activity (UOA)	0
Carry forward orthodontic activity (UOA)	0
Baseline contract value	£173,081.67

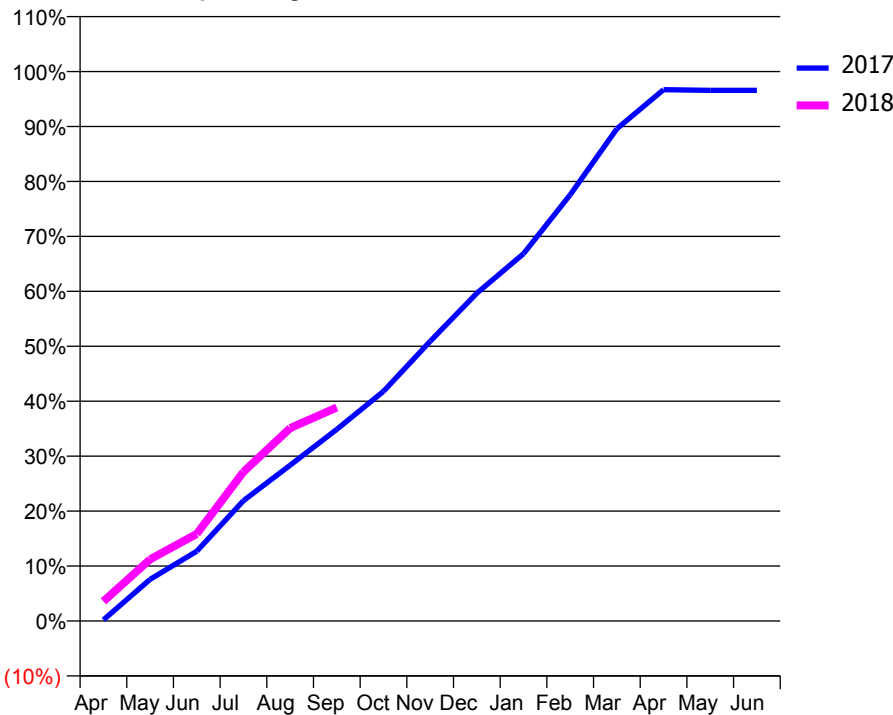
ACCESS*

Patients seen in 24 months	Total	Change since previous quarter
Quarter ending September 2016	1,741	
Quarter ending December 2016	1,757	→
Quarter ending March 2017	1,810	↑
Quarter ending June 2017	1,820	→
Quarter ending September 2017	1,798	↓
Variance since September 2016	3.3%	↑



ACTIVITY

Cumulative percentage of contracted UDA delivered 2017 & 2018



Month	Adjusted Scheduled Activity (UDA)	
	2017	2018
April	15	251
May	531	785
June	889	1,110
July	1,533	1,900
August	1,985	2,458
September	2,442	2,721
October	2,926	
November	3,562	
December	4,176	
January	4,678	
February	5,430	
March	6,271	
April	6,769	
May	6,761	
June	6,761	

QUALITY

	Quantity	Base Number	Contract	AT	Region	England
% of FP17s for the same patient ID Re-attending within 3 months - Children	76	547	13.9%	13.8%	12.8%	11.9%
% of FP17s for the same patient ID Re-attending within 3 months - Adults	208	1,027	20.3%	16.4%	16.5%	15.9%
% of FP17s for the same patient ID Re-attending between 3 & 9 months - Children	382	547	69.8%	57.5%	59.7%	58.1%
% of FP17s for the same patient ID Re-attending between 3 & 9 months - Adults	630	1,027	61.3%	51.4%	53.0%	50.6%
% of FP17s for Band 1 Urgent Courses	73	1,383	5.3%	10.9%	9.2%	9.1%
% of FP17s Relating to Free Repair or Replacements	29	1,383	2.1%	0.9%	1.0%	0.8%
% of FP17s Relating to Continuations	12	1,383	0.9%	1.1%	1.2%	1.1%
% of Patients satisfied with the dentistry they have received	7	7	N/A	91.2%	91.6%	91.4%
% of Patients satisfied with the time they had to wait for an appointment	6	7	N/A	86.8%	88.1%	87.7%

* This is based on patients treated on this contract for their most recent course of treatment. Figures in italics indicate the base number of FP17s or Patient Questionnaire responses are less than 100. N/A is shown where the base number of responses is less than 10 during the period. % is calculated as Quantity/Base number*100

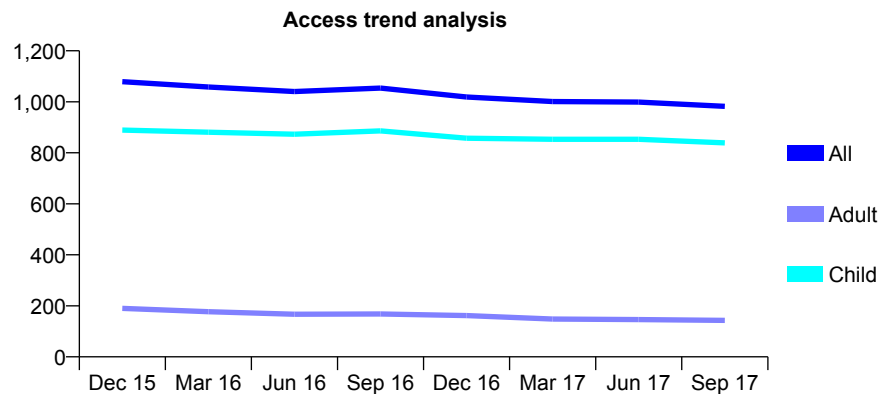
Q47 - Vital Signs At a Glance Contract Report for 629154/0003 - September 2017

Name or company name	MR M DUFFY
Contract type name	GDS Contract
Purpose of contract	General and Orthodontic
Contract start date	01/06/2008
Contract end date	

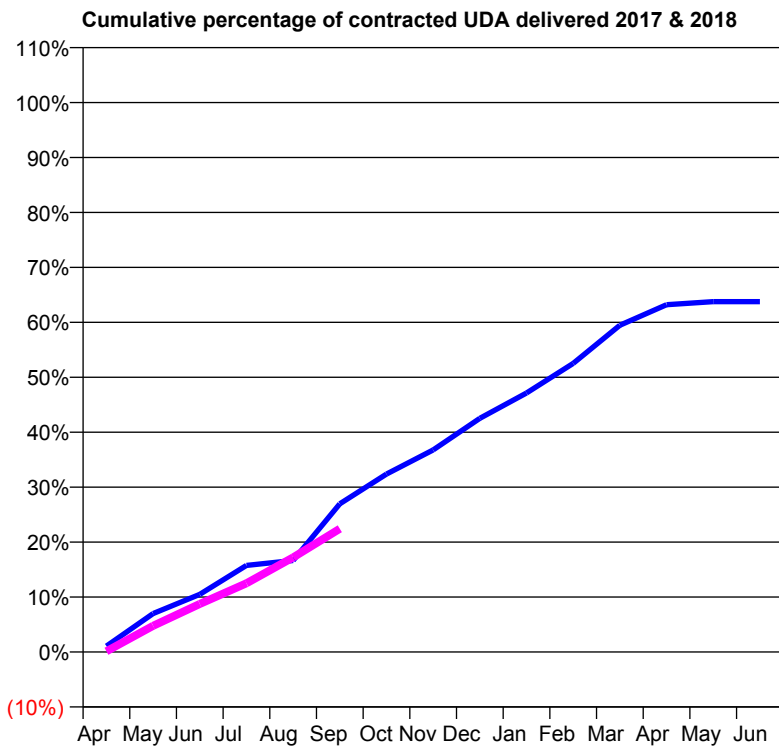
17/18 Contracted general activity (UDA)	3,050
Carry forward general activity (UDA)	0
17/18 Contracted orthodontic activity (UOA)	1,150
Carry forward orthodontic activity (UOA)	0
Baseline contract value	£156,199.32

ACCESS*

Patients seen in 24 months	Total	Change since previous quarter
Quarter ending September 2016	1,054	
Quarter ending December 2016	1,019	↓
Quarter ending March 2017	1,001	↓
Quarter ending June 2017	999	→
Quarter ending September 2017	982	↓
Variance since September 2016	(6.8%)	↓



ACTIVITY



Month	Adjusted Scheduled Activity (UDA)	
	2017	2018
April	33	4
May	213	146
June	320	267
July	480	382
August	508	525
September	823	685
October	987	
November	1,121	
December	1,297	
January	1,438	
February	1,602	
March	1,813	
April	1,928	
May	1,945	
June	1,945	

QUALITY

	Quantity	Base Number	Contract	AT	Region	England
% of FP17s for the same patient ID Re-attending within 3 months - Children	97	690	14.1%	13.8%	12.8%	11.9%
% of FP17s for the same patient ID Re-attending within 3 months - Adults	2	14	14.3%	16.4%	16.5%	15.9%
% of FP17s for the same patient ID Re-attending between 3 & 9 months - Children	359	690	52.0%	57.5%	59.7%	58.1%
% of FP17s for the same patient ID Re-attending between 3 & 9 months - Adults	7	14	50.0%	51.4%	53.0%	50.6%
% of FP17s for Band 1 Urgent Courses	28	551	5.1%	10.9%	9.2%	9.1%
% of FP17s Relating to Free Repair or Replacements	0	551	0.0%	0.9%	1.0%	0.8%
% of FP17s Relating to Continuations	0	551	0.0%	1.1%	1.2%	1.1%
% of Patients satisfied with the dentistry they have received	0	0	N/A	91.2%	91.6%	91.4%
% of Patients satisfied with the time they had to wait for an appointment	0	0	N/A	86.8%	88.1%	87.7%

* This is based on patients treated on this contract for their most recent course of treatment. Figures in italics indicate the base number of FP17s or Patient Questionnaire responses are less than 100. N/A is shown where the base number of responses is less than 10 during the period. % is calculated as Quantity/Base number*100

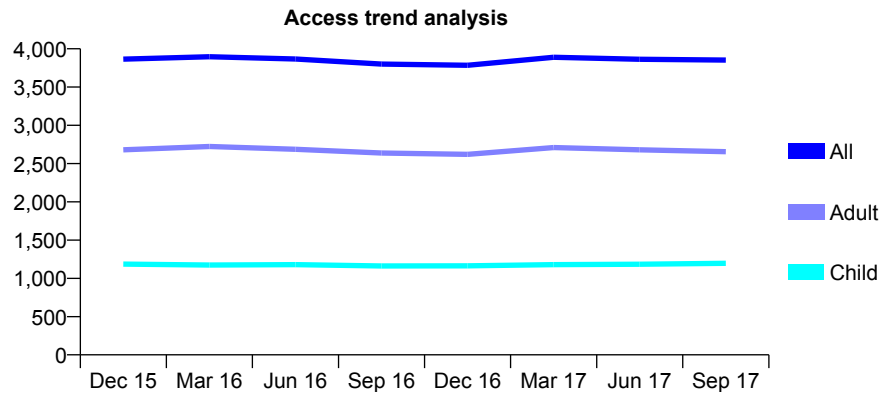
Q47 - Vital Signs At a Glance Contract Report for 629316/0001 - September 2017

Name or company name	Mr Waqar Mohammed
Contract type name	GDS Contract
Purpose of contract	General
Contract start date	01/04/2006
Contract end date	

17/18 Contracted general activity (UDA)	13,319
Carry forward general activity (UDA)	0
17/18 Contracted orthodontic activity (UOA)	0
Carry forward orthodontic activity (UOA)	0
Baseline contract value	£401,758.37

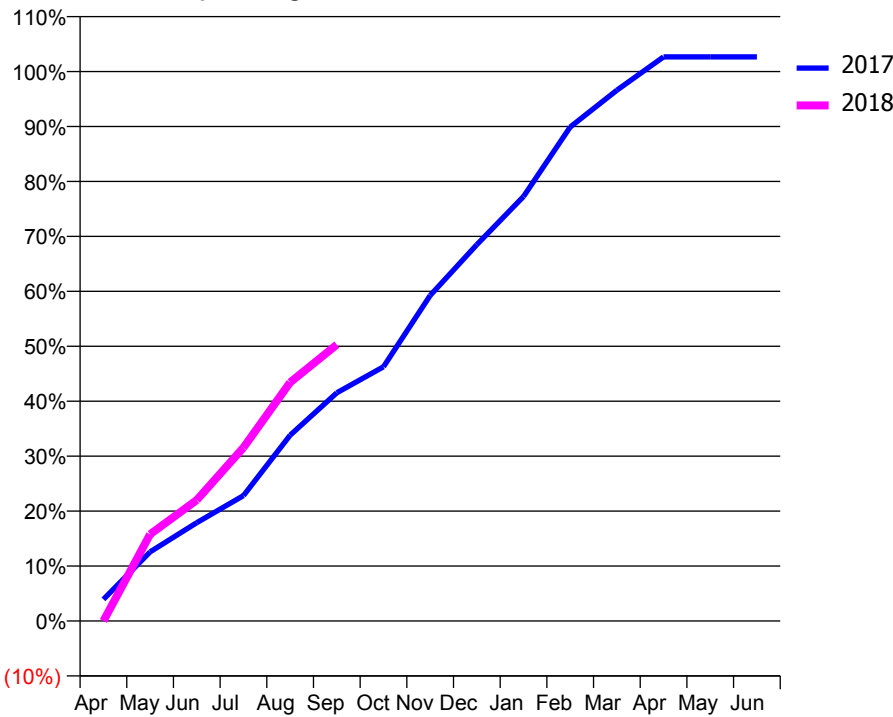
ACCESS*

Patients seen in 24 months	Total	Change since previous quarter
Quarter ending September 2016	3,800	
Quarter ending December 2016	3,784	→
Quarter ending March 2017	3,889	↑
Quarter ending June 2017	3,864	→
Quarter ending September 2017	3,853	→
Variance since September 2016	1.4%	→



ACTIVITY

Cumulative percentage of contracted UDA delivered 2017 & 2018



Month	Adjusted Scheduled Activity (UDA)	
	2017	2018
April	526	1
May	1,676	2,104
June	2,384	2,933
July	3,039	4,202
August	4,504	5,784
September	5,531	6,698
October	6,162	
November	7,892	
December	9,122	
January	10,288	
February	11,975	
March	12,865	
April	13,672	
May	13,673	
June	13,673	

QUALITY

	Quantity	Base Number	Contract	AT	Region	England
% of FP17s for the same patient ID Re-attending within 3 months - Children	71	982	7.2%	13.8%	12.8%	11.9%
% of FP17s for the same patient ID Re-attending within 3 months - Adults	299	2,001	14.9%	16.4%	16.5%	15.9%
% of FP17s for the same patient ID Re-attending between 3 & 9 months - Children	614	982	62.5%	57.5%	59.7%	58.1%
% of FP17s for the same patient ID Re-attending between 3 & 9 months - Adults	1,147	2,001	57.3%	51.4%	53.0%	50.6%
% of FP17s for Band 1 Urgent Courses	131	2,664	4.9%	10.9%	9.2%	9.1%
% of FP17s Relating to Free Repair or Replacements	14	2,664	0.5%	0.9%	1.0%	0.8%
% of FP17s Relating to Continuations	18	2,664	0.7%	1.1%	1.2%	1.1%
% of Patients satisfied with the dentistry they have received	6	6	N/A	91.2%	91.6%	91.4%
% of Patients satisfied with the time they had to wait for an appointment	6	6	N/A	86.8%	88.1%	87.7%

* This is based on patients treated on this contract for their most recent course of treatment. Figures in italics indicate the base number of FP17s or Patient Questionnaire responses are less than 100. N/A is shown where the base number of responses is less than 10 during the period. % is calculated as Quantity/Base number*100

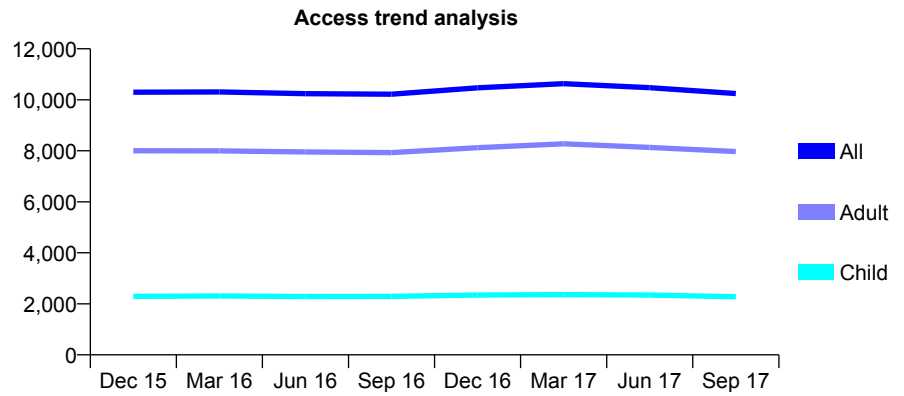
Q47 - Vital Signs At a Glance Contract Report for 635944/0001 - September 2017

Name or company name	Dr J E Cornall and Dr A Giaziri
Contract type name	GDS Contract
Purpose of contract	General
Contract start date	01/04/2006
Contract end date	

17/18 Contracted general activity (UDA)	23,341
Carry forward general activity (UDA)	0
17/18 Contracted orthodontic activity (UOA)	0
Carry forward orthodontic activity (UOA)	0
Baseline contract value	£589,672.93

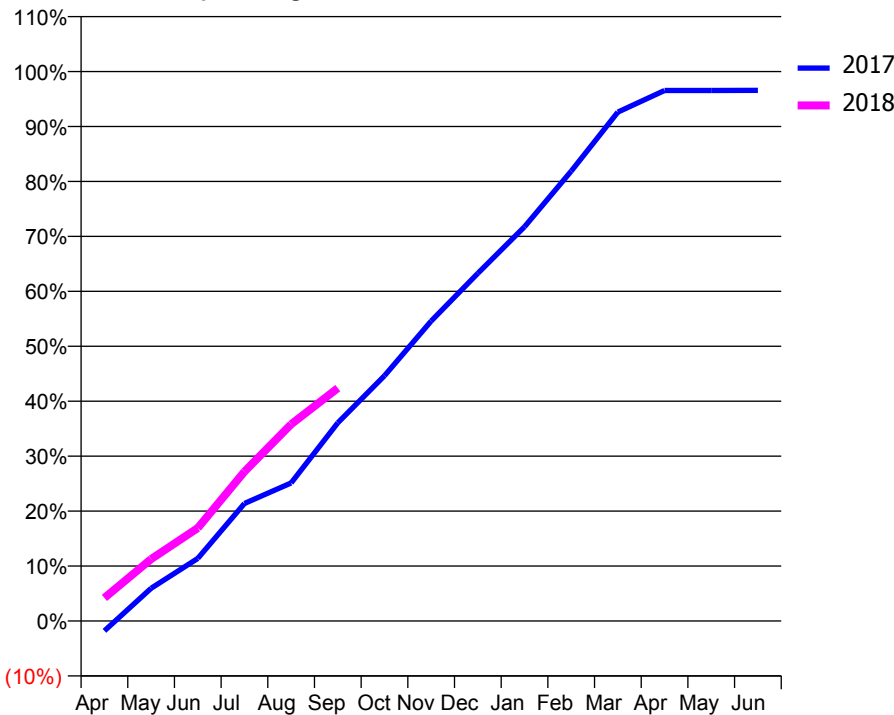
ACCESS*

Patients seen in 24 months	Total	Change since previous quarter
Quarter ending September 2016	10,220	
Quarter ending December 2016	10,468	↑
Quarter ending March 2017	10,634	→
Quarter ending June 2017	10,478	↓
Quarter ending September 2017	10,246	↓
Variance since September 2016	0.3%	→



ACTIVITY

Cumulative percentage of contracted UDA delivered 2017 & 2018



Month	Adjusted Scheduled Activity (UDA)	
	2017	2018
April	-423	984
May	1,389	2,630
June	2,661	3,952
July	4,990	6,348
August	5,863	8,356
September	8,420	9,895
October	10,421	
November	12,740	
December	14,772	
January	16,744	
February	19,109	
March	21,619	
April	22,533	
May	22,536	
June	22,540	

QUALITY

	Quantity	Base Number	Contract	AT	Region	England
% of FP17s for the same patient ID Re-attending within 3 months - Children	88	1,297	6.8%	13.8%	12.8%	11.9%
% of FP17s for the same patient ID Re-attending within 3 months - Adults	674	4,319	15.6%	16.4%	16.5%	15.9%
% of FP17s for the same patient ID Re-attending between 3 & 9 months - Children	620	1,297	47.8%	57.5%	59.7%	58.1%
% of FP17s for the same patient ID Re-attending between 3 & 9 months - Adults	1,806	4,319	41.8%	51.4%	53.0%	50.6%
% of FP17s for Band 1 Urgent Courses	860	5,193	16.6%	10.9%	9.2%	9.1%
% of FP17s Relating to Free Repair or Replacements	16	5,193	0.3%	0.9%	1.0%	0.8%
% of FP17s Relating to Continuations	11	5,193	0.2%	1.1%	1.2%	1.1%
% of Patients satisfied with the dentistry they have received	30	33	90.9%	91.2%	91.6%	91.4%
% of Patients satisfied with the time they had to wait for an appointment	31	33	93.9%	86.8%	88.1%	87.7%

* This is based on patients treated on this contract for their most recent course of treatment. Figures in italics indicate the base number of FP17s or Patient Questionnaire responses are less than 100. N/A is shown where the base number of responses is less than 10 during the period. % is calculated as Quantity/Base number*100

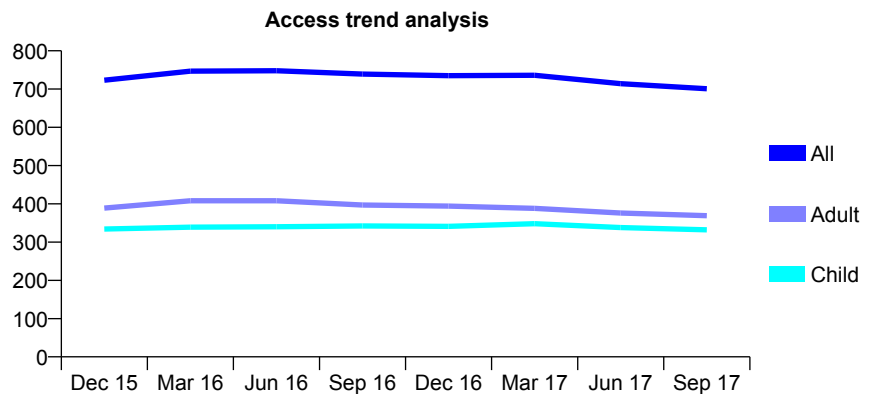
Q47 - Vital Signs At a Glance Contract Report for 635960/0001 - September 2017

Name or company name	MR AP OVENDEN
Contract type name	GDS Contract
Purpose of contract	General
Contract start date	01/04/2006
Contract end date	

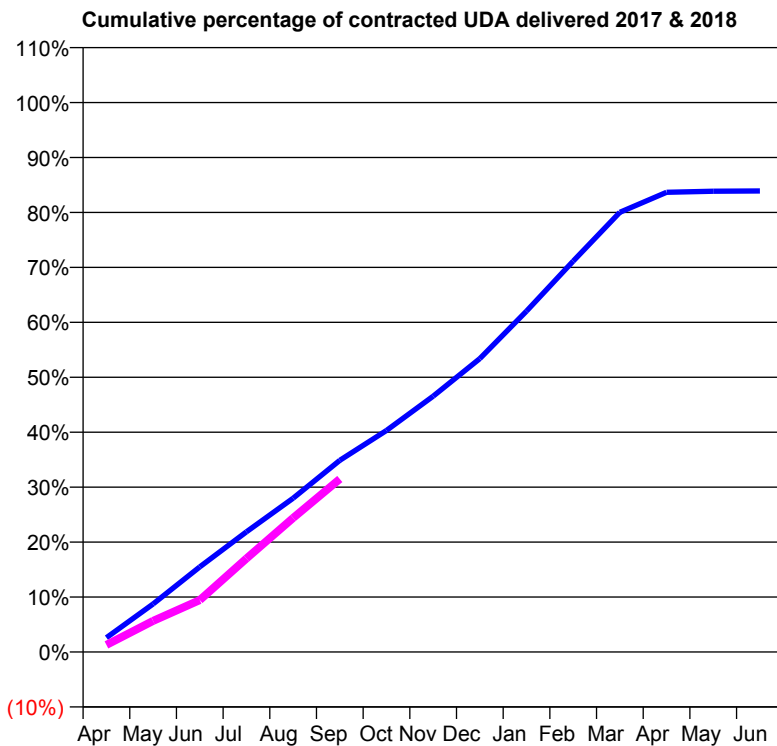
17/18 Contracted general activity (UDA)	2,076
Carry forward general activity (UDA)	0
17/18 Contracted orthodontic activity (UOA)	0
Carry forward orthodontic activity (UOA)	0
Baseline contract value	£56,527.14

ACCESS*

Patients seen in 24 months	Total	Change since previous quarter
Quarter ending September 2016	739	
Quarter ending December 2016	735	→
Quarter ending March 2017	736	→
Quarter ending June 2017	714	↓
Quarter ending September 2017	701	↓
Variance since September 2016	(5.1%)	↓



ACTIVITY



Adjusted Scheduled Activity (UDA)		
Month	2017	2018
April	54	27
May	181	118
June	322	196
July	454	353
August	581	506
September	724	654
October	837	
November	966	
December	1,108	
January	1,288	
February	1,477	
March	1,661	
April	1,737	
May	1,741	
June	1,742	

QUALITY

	Quantity	Base Number	Contract	AT	Region	England
% of FP17s for the same patient ID Re-attending within 3 months - Children	11	257	4.3%	13.8%	12.8%	11.9%
% of FP17s for the same patient ID Re-attending within 3 months - Adults	26	212	12.3%	16.4%	16.5%	15.9%
% of FP17s for the same patient ID Re-attending between 3 & 9 months - Children	190	257	73.9%	57.5%	59.7%	58.1%
% of FP17s for the same patient ID Re-attending between 3 & 9 months - Adults	133	212	62.7%	51.4%	53.0%	50.6%
% of FP17s for Band 1 Urgent Courses	8	421	1.9%	10.9%	9.2%	9.1%
% of FP17s Relating to Free Repair or Replacements	0	421	0.0%	0.9%	1.0%	0.8%
% of FP17s Relating to Continuations	0	421	0.0%	1.1%	1.2%	1.1%
% of Patients satisfied with the dentistry they have received	2	2	N/A	91.2%	91.6%	91.4%
% of Patients satisfied with the time they had to wait for an appointment	2	2	N/A	86.8%	88.1%	87.7%

* This is based on patients treated on this contract for their most recent course of treatment. Figures in italics indicate the base number of FP17s or Patient Questionnaire responses are less than 100. N/A is shown where the base number of responses is less than 10 during the period. % is calculated as Quantity/Base number*100

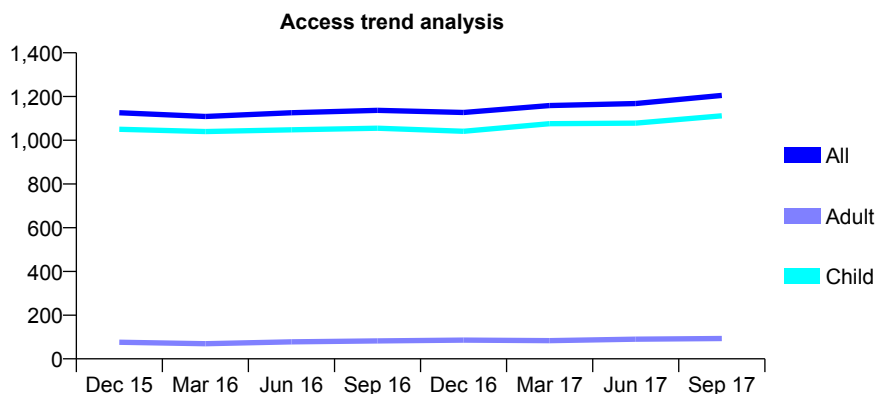
Q47 - Vital Signs At a Glance Contract Report for 638552/0001 - September 2017

Name or company name	MR PM BROOKS
Contract type name	GDS Contract
Purpose of contract	General
Contract start date	01/04/2006
Contract end date	

17/18 Contracted general activity (UDA)	2,300
Carry forward general activity (UDA)	89
17/18 Contracted orthodontic activity (UOA)	0
Carry forward orthodontic activity (UOA)	0
Baseline contract value	£49,947.93

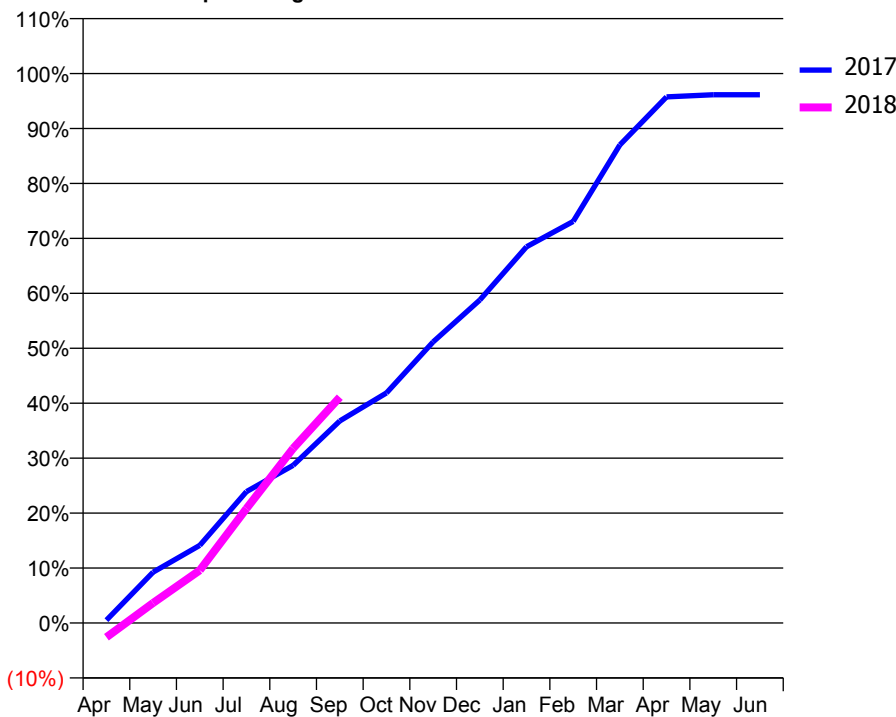
ACCESS*

Patients seen in 24 months	Total	Change since previous quarter
Quarter ending September 2016	1,137	
Quarter ending December 2016	1,127	→
Quarter ending March 2017	1,159	↑
Quarter ending June 2017	1,168	→
Quarter ending September 2017	1,205	↑
Variance since September 2016	6.0%	↑



ACTIVITY

Cumulative percentage of contracted UDA delivered 2017 & 2018



Month	Adjusted Scheduled Activity (UDA)	
	2017	2018
April	12	-60
May	213	84
June	325	221
July	550	479
August	660	731
September	846	945
October	963	
November	1,177	
December	1,352	
January	1,575	
February	1,681	
March	2,001	
April	2,202	
May	2,211	
June	2,211	

QUALITY

	Quantity	Base Number	Contract	AT	Region	England
% of FP17s for the same patient ID Re-attending within 3 months - Children	64	809	7.9%	13.8%	12.8%	11.9%
% of FP17s for the same patient ID Re-attending within 3 months - Adults	0	1	0.0%	16.4%	16.5%	15.9%
% of FP17s for the same patient ID Re-attending between 3 & 9 months - Children	400	809	49.4%	57.5%	59.7%	58.1%
% of FP17s for the same patient ID Re-attending between 3 & 9 months - Adults	0	1	0.0%	51.4%	53.0%	50.6%
% of FP17s for Band 1 Urgent Courses	0	688	0.0%	10.9%	9.2%	9.1%
% of FP17s Relating to Free Repair or Replacements	0	688	0.0%	0.9%	1.0%	0.8%
% of FP17s Relating to Continuations	3	688	0.4%	1.1%	1.2%	1.1%
% of Patients satisfied with the dentistry they have received	2	2	N/A	91.2%	91.6%	91.4%
% of Patients satisfied with the time they had to wait for an appointment	2	2	N/A	86.8%	88.1%	87.7%

* This is based on patients treated on this contract for their most recent course of treatment. Figures in italics indicate the base number of FP17s or Patient Questionnaire responses are less than 100. N/A is shown where the base number of responses is less than 10 during the period. % is calculated as Quantity/Base number*100

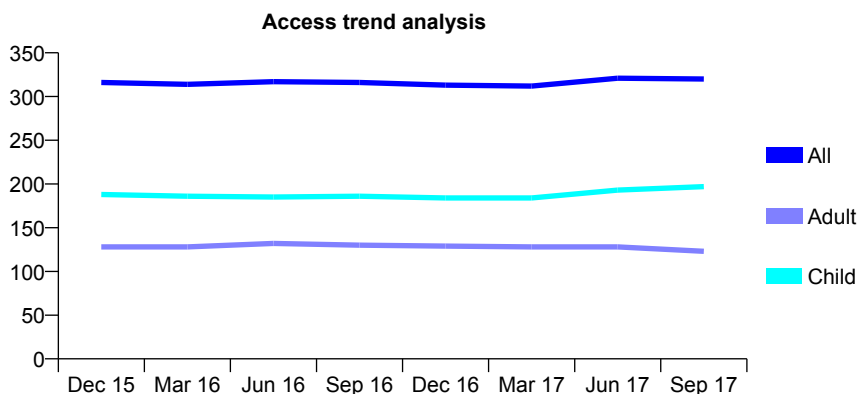
Q47 - Vital Signs At a Glance Contract Report for 641812/0001 - September 2017

Name or company name	MR C WOODALL
Contract type name	GDS Contract
Purpose of contract	General
Contract start date	01/04/2006
Contract end date	

17/18 Contracted general activity (UDA)	600
Carry forward general activity (UDA)	-12
17/18 Contracted orthodontic activity (UOA)	0
Carry forward orthodontic activity (UOA)	0
Baseline contract value	£16,470.08

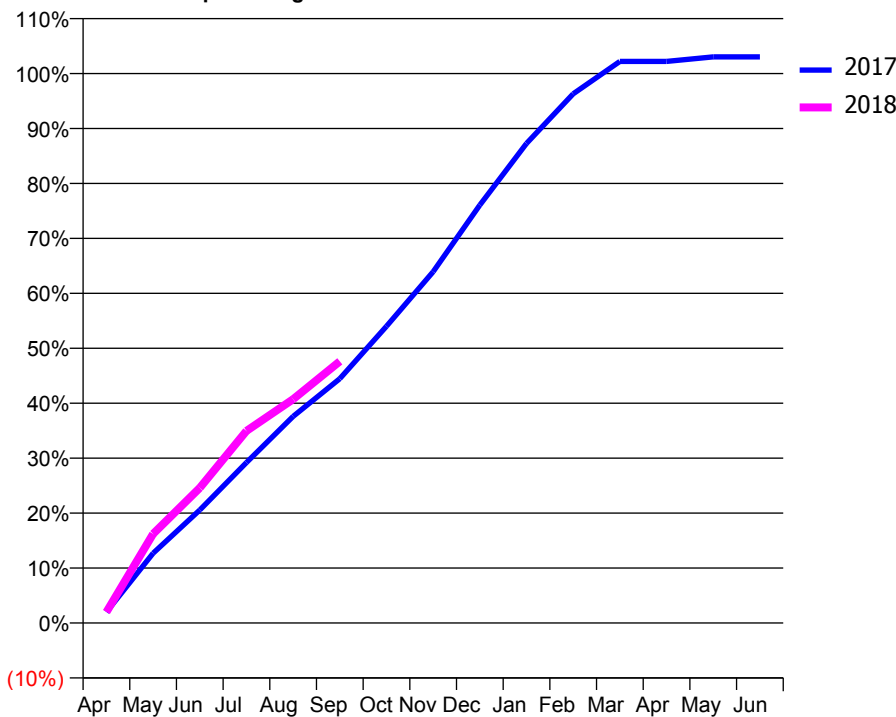
ACCESS*

Patients seen in 24 months	Total	Change since previous quarter
Quarter ending September 2016	316	
Quarter ending December 2016	313	→
Quarter ending March 2017	312	→
Quarter ending June 2017	321	↑
Quarter ending September 2017	320	→
Variance since September 2016	1.3%	→



ACTIVITY

Cumulative percentage of contracted UDA delivered 2017 & 2018



Adjusted Scheduled Activity (UDA)

Month	2017	2018
April	12	12
May	76	97
June	123	148
July	175	210
August	226	244
September	267	286
October	324	
November	384	
December	456	
January	524	
February	578	
March	613	
April	613	
May	618	
June	618	

QUALITY

	Quantity	Base Number	Contract	AT	Region	England
% of FP17s for the same patient ID Re-attending within 3 months - Children	4	167	2.4%	13.8%	12.8%	11.9%
% of FP17s for the same patient ID Re-attending within 3 months - Adults	5	74	6.8%	16.4%	16.5%	15.9%
% of FP17s for the same patient ID Re-attending between 3 & 9 months - Children	124	167	74.3%	57.5%	59.7%	58.1%
% of FP17s for the same patient ID Re-attending between 3 & 9 months - Adults	55	74	74.3%	51.4%	53.0%	50.6%
% of FP17s for Band 1 Urgent Courses	9	238	3.8%	10.9%	9.2%	9.1%
% of FP17s Relating to Free Repair or Replacements	0	238	0.0%	0.9%	1.0%	0.8%
% of FP17s Relating to Continuations	0	238	0.0%	1.1%	1.2%	1.1%
% of Patients satisfied with the dentistry they have received	0	0	N/A	91.2%	91.6%	91.4%
% of Patients satisfied with the time they had to wait for an appointment	0	0	N/A	86.8%	88.1%	87.7%

* This is based on patients treated on this contract for their most recent course of treatment. Figures in italics indicate the base number of FP17s or Patient Questionnaire responses are less than 100. N/A is shown where the base number of responses is less than 10 during the period. % is calculated as Quantity/Base number*100

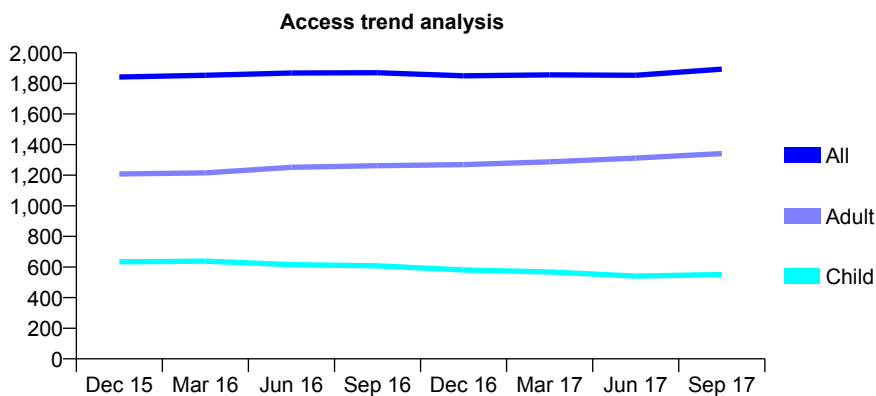
Q47 - Vital Signs At a Glance Contract Report for 643157/0001 - September 2017

Name or company name	MR AJ HARVEY
Contract type name	GDS Contract
Purpose of contract	General
Contract start date	01/04/2006
Contract end date	

17/18 Contracted general activity (UDA)	6,780
Carry forward general activity (UDA)	195
17/18 Contracted orthodontic activity (UOA)	0
Carry forward orthodontic activity (UOA)	0
Baseline contract value	£205,902.13

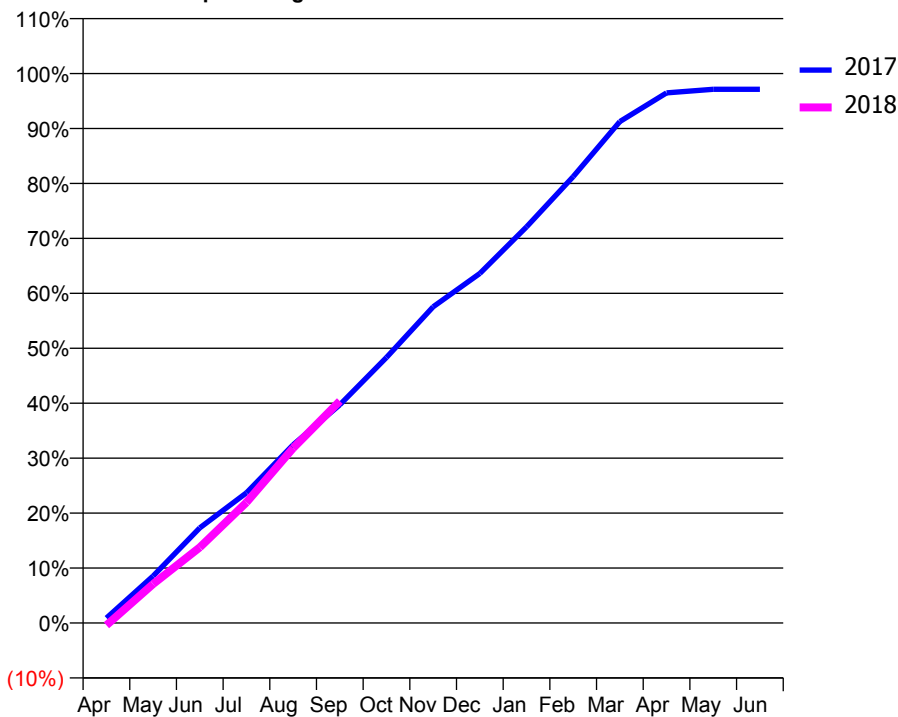
ACCESS*

Patients seen in 24 months	Total	Change since previous quarter
Quarter ending September 2016	1,870	
Quarter ending December 2016	1,850	↓
Quarter ending March 2017	1,856	→
Quarter ending June 2017	1,853	→
Quarter ending September 2017	1,893	↑
Variance since September 2016	1.2%	→



ACTIVITY

Cumulative percentage of contracted UDA delivered 2017 & 2018



Month	Adjusted Scheduled Activity (UDA)	
	2017	2018
April	62	-29
May	580	481
June	1,175	933
July	1,607	1,489
August	2,199	2,158
September	2,693	2,738
October	3,277	
November	3,902	
December	4,313	
January	4,888	
February	5,508	
March	6,187	
April	6,541	
May	6,585	
June	6,585	

QUALITY

	Quantity	Base Number	Contract	AT	Region	England
% of FP17s for the same patient ID Re-attending within 3 months - Children	47	408	11.5%	13.8%	12.8%	11.9%
% of FP17s for the same patient ID Re-attending within 3 months - Adults	133	845	15.7%	16.4%	16.5%	15.9%
% of FP17s for the same patient ID Re-attending between 3 & 9 months - Children	237	408	58.1%	57.5%	59.7%	58.1%
% of FP17s for the same patient ID Re-attending between 3 & 9 months - Adults	397	845	47.0%	51.4%	53.0%	50.6%
% of FP17s for Band 1 Urgent Courses	76	1,143	6.6%	10.9%	9.2%	9.1%
% of FP17s Relating to Free Repair or Replacements	4	1,143	0.3%	0.9%	1.0%	0.8%
% of FP17s Relating to Continuations	5	1,143	0.4%	1.1%	1.2%	1.1%
% of Patients satisfied with the dentistry they have received	6	8	N/A	91.2%	91.6%	91.4%
% of Patients satisfied with the time they had to wait for an appointment	8	8	N/A	86.8%	88.1%	87.7%

* This is based on patients treated on this contract for their most recent course of treatment. Figures in italics indicate the base number of FP17s or Patient Questionnaire responses are less than 100. N/A is shown where the base number of responses is less than 10 during the period. % is calculated as Quantity/Base number*100

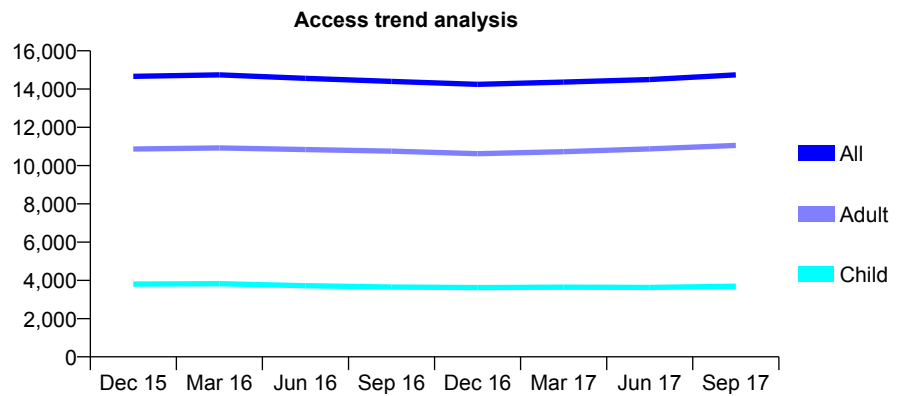
Q47 - Vital Signs At a Glance Contract Report for 649295/0001 - September 2017

Name or company name	MR YM CAMUS
Contract type name	Pilot Contract
Purpose of contract	General and Orthodontic
Contract start date	01/04/2006
Contract end date	

17/18 Contracted general activity (UDA)	55,732
Carry forward general activity (UDA)	0
17/18 Contracted orthodontic activity (UOA)	2,904
Carry forward orthodontic activity (UOA)	0
Baseline contract value	£1,533,217.84

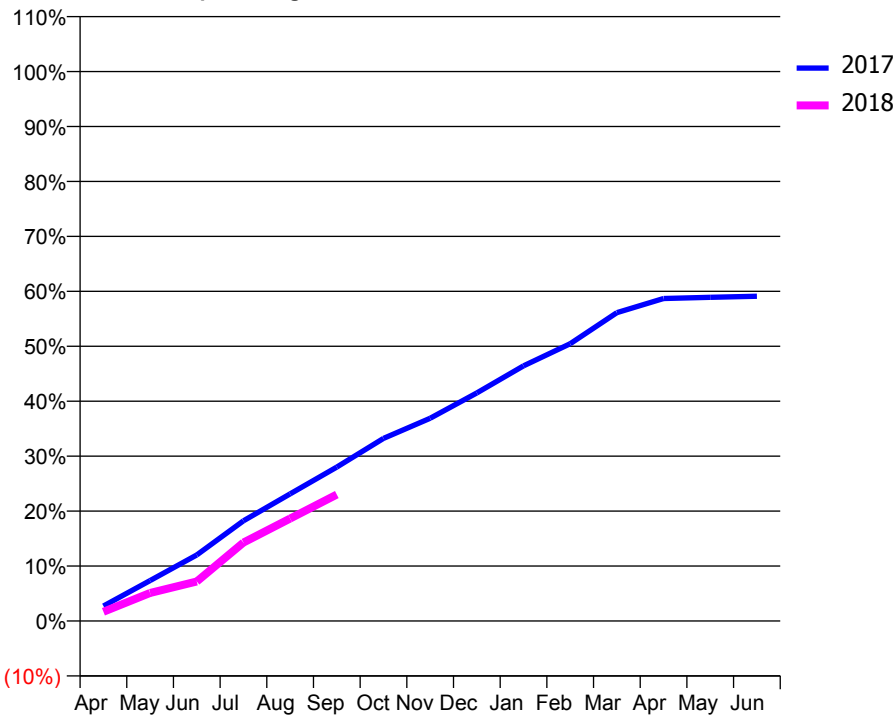
ACCESS*

Patients seen in 24 months	Total	Change since previous quarter
Quarter ending September 2016	14,398	
Quarter ending December 2016	14,246	↓
Quarter ending March 2017	14,368	→
Quarter ending June 2017	14,499	→
Quarter ending September 2017	14,744	→
Variance since September 2016	2.4%	↑



ACTIVITY

Cumulative percentage of contracted UDA delivered 2017 & 2018



Month	Adjusted Scheduled Activity (UDA)	
	2017	2018
April	1,522	943
May	4,111	2,850
June	6,707	4,007
July	10,161	7,963
August	12,900	10,391
September	15,611	12,828
October	18,526	
November	20,558	
December	23,129	
January	25,874	
February	28,124	
March	31,278	
April	32,708	
May	32,832	
June	32,938	

QUALITY

	Quantity	Base Number	Contract	AT	Region	England
% of FP17s for the same patient ID Re-attending within 3 months - Children	139	2,227	6.2%	13.8%	12.8%	11.9%
% of FP17s for the same patient ID Re-attending within 3 months - Adults	653	5,647	11.6%	16.4%	16.5%	15.9%
% of FP17s for the same patient ID Re-attending between 3 & 9 months - Children	1,001	2,227	44.9%	57.5%	59.7%	58.1%
% of FP17s for the same patient ID Re-attending between 3 & 9 months - Adults	1,858	5,647	32.9%	51.4%	53.0%	50.6%
% of FP17s for Band 1 Urgent Courses	775	6,789	11.4%	10.9%	9.2%	9.1%
% of FP17s Relating to Free Repair or Replacements	25	6,789	0.4%	0.9%	1.0%	0.8%
% of FP17s Relating to Continuations	6	6,789	0.1%	1.1%	1.2%	1.1%
% of Patients satisfied with the dentistry they have received	23	25	92.0%	91.2%	91.6%	91.4%
% of Patients satisfied with the time they had to wait for an appointment	23	25	92.0%	86.8%	88.1%	87.7%

* This is based on patients treated on this contract for their most recent course of treatment. Figures in italics indicate the base number of FP17s or Patient Questionnaire responses are less than 100. N/A is shown where the base number of responses is less than 10 during the period. % is calculated as Quantity/Base number*100

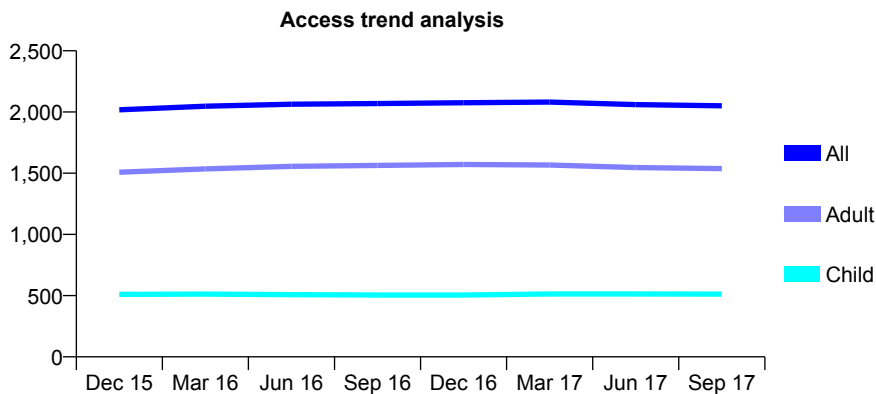
Q47 - Vital Signs At a Glance Contract Report for 652229/0001 - September 2017

Name or company name	MR AK RAO
Contract type name	GDS Contract
Purpose of contract	General
Contract start date	01/04/2006
Contract end date	

17/18 Contracted general activity (UDA)	7,598
Carry forward general activity (UDA)	0
17/18 Contracted orthodontic activity (UOA)	0
Carry forward orthodontic activity (UOA)	0
Baseline contract value	£216,243.49

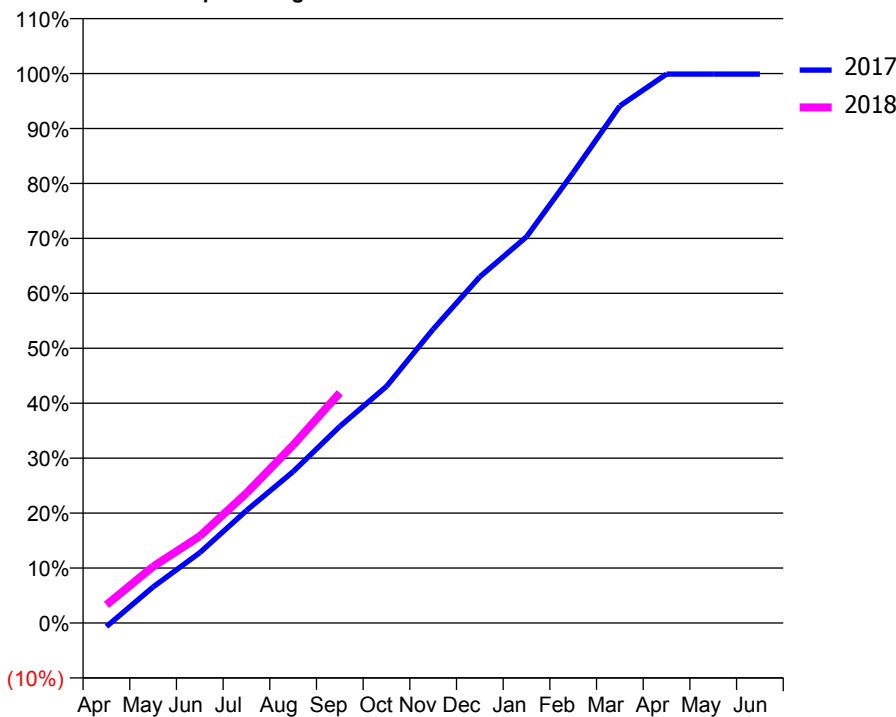
ACCESS*

Patients seen in 24 months	Total	Change since previous quarter
Quarter ending September 2016	2,069	
Quarter ending December 2016	2,076	→
Quarter ending March 2017	2,081	→
Quarter ending June 2017	2,060	↓
Quarter ending September 2017	2,051	→
Variance since September 2016	(0.9%)	→



ACTIVITY

Cumulative percentage of contracted UDA delivered 2017 & 2018



Month	Adjusted Scheduled Activity (UDA)	
	2017	2018
April	-51	252
May	499	781
June	973	1,201
July	1,556	1,797
August	2,094	2,461
September	2,719	3,183
October	3,272	
November	4,063	
December	4,787	
January	5,341	
February	6,228	
March	7,150	
April	7,590	
May	7,590	
June	7,590	

QUALITY

	Quantity	Base Number	Contract	AT	Region	England
% of FP17s for the same patient ID Re-attending within 3 months - Children	34	334	10.2%	13.8%	12.8%	11.9%
% of FP17s for the same patient ID Re-attending within 3 months - Adults	197	902	21.8%	16.4%	16.5%	15.9%
% of FP17s for the same patient ID Re-attending between 3 & 9 months - Children	149	334	44.6%	57.5%	59.7%	58.1%
% of FP17s for the same patient ID Re-attending between 3 & 9 months - Adults	368	902	40.8%	51.4%	53.0%	50.6%
% of FP17s for Band 1 Urgent Courses	125	1,099	11.4%	10.9%	9.2%	9.1%
% of FP17s Relating to Free Repair or Replacements	14	1,099	1.3%	0.9%	1.0%	0.8%
% of FP17s Relating to Continuations	17	1,099	1.5%	1.1%	1.2%	1.1%
% of Patients satisfied with the dentistry they have received	2	2	N/A	91.2%	91.6%	91.4%
% of Patients satisfied with the time they had to wait for an appointment	2	2	N/A	86.8%	88.1%	87.7%

* This is based on patients treated on this contract for their most recent course of treatment. Figures in italics indicate the base number of FP17s or Patient Questionnaire responses are less than 100. N/A is shown where the base number of responses is less than 10 during the period. % is calculated as Quantity/Base number*100

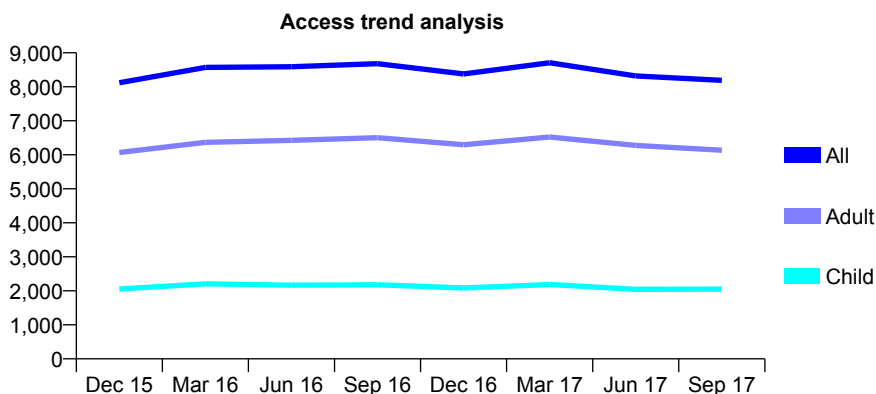
Q47 - Vital Signs At a Glance Contract Report for 653543/0001 - September 2017

Name or company name	MR K POWELL
Contract type name	GDS Contract
Purpose of contract	General
Contract start date	10/07/2006
Contract end date	

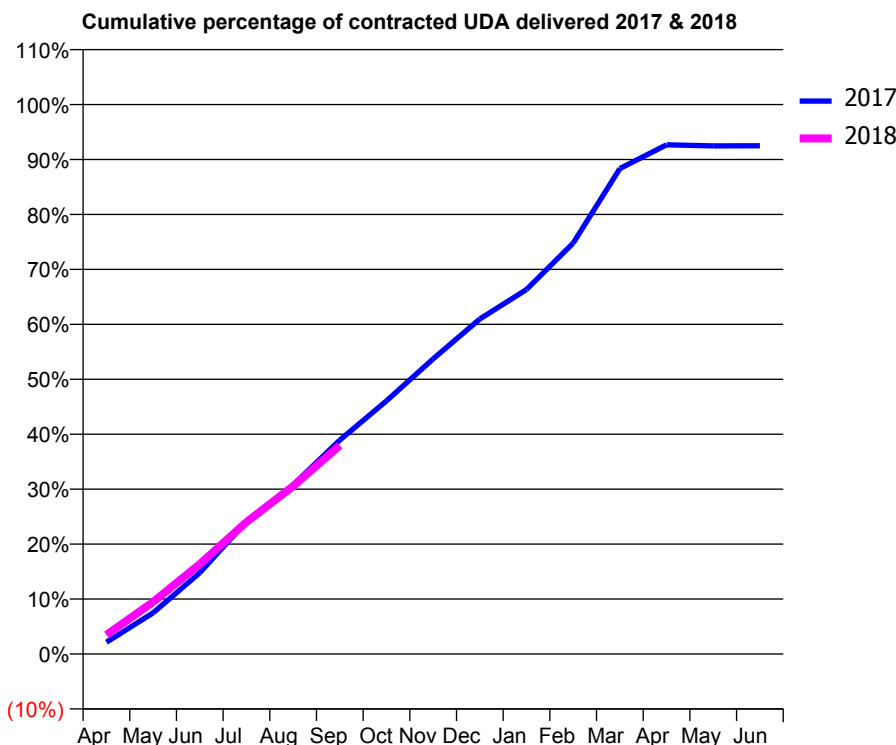
17/18 Contracted general activity (UDA)	30,800
Carry forward general activity (UDA)	0
17/18 Contracted orthodontic activity (UOA)	0
Carry forward orthodontic activity (UOA)	0
Baseline contract value	£823,933.76

ACCESS*

Patients seen in 24 months	Total	Change since previous quarter
Quarter ending September 2016	8,680	
Quarter ending December 2016	8,378	↓
Quarter ending March 2017	8,709	↑
Quarter ending June 2017	8,321	↓
Quarter ending September 2017	8,189	↓
Variance since September 2016	(5.7%)	↓



ACTIVITY



Month	Adjusted Scheduled Activity (UDA)	
	2017	2018
April	663	1,074
May	2,303	2,922
June	4,552	5,043
July	7,429	7,399
August	9,482	9,405
September	11,995	11,691
October	14,187	
November	16,542	
December	18,777	
January	20,429	
February	23,034	
March	27,212	
April	28,542	
May	28,483	
June	28,489	

QUALITY

	Quantity	Base Number	Contract	AT	Region	England
% of FP17s for the same patient ID Re-attending within 3 months - Children	526	2,269	23.2%	13.8%	12.8%	11.9%
% of FP17s for the same patient ID Re-attending within 3 months - Adults	762	4,587	16.6%	16.4%	16.5%	15.9%
% of FP17s for the same patient ID Re-attending between 3 & 9 months - Children	1,201	2,269	52.9%	57.5%	59.7%	58.1%
% of FP17s for the same patient ID Re-attending between 3 & 9 months - Adults	2,405	4,587	52.4%	51.4%	53.0%	50.6%
% of FP17s for Band 1 Urgent Courses	473	6,336	7.5%	10.9%	9.2%	9.1%
% of FP17s Relating to Free Repair or Replacements	59	6,336	0.9%	0.9%	1.0%	0.8%
% of FP17s Relating to Continuations	96	6,336	1.5%	1.1%	1.2%	1.1%
% of Patients satisfied with the dentistry they have received	18	21	85.7%	91.2%	91.6%	91.4%
% of Patients satisfied with the time they had to wait for an appointment	19	21	90.5%	86.8%	88.1%	87.7%

* This is based on patients treated on this contract for their most recent course of treatment. Figures in italics indicate the base number of FP17s or Patient Questionnaire responses are less than 100. N/A is shown where the base number of responses is less than 10 during the period. % is calculated as Quantity/Base number*100

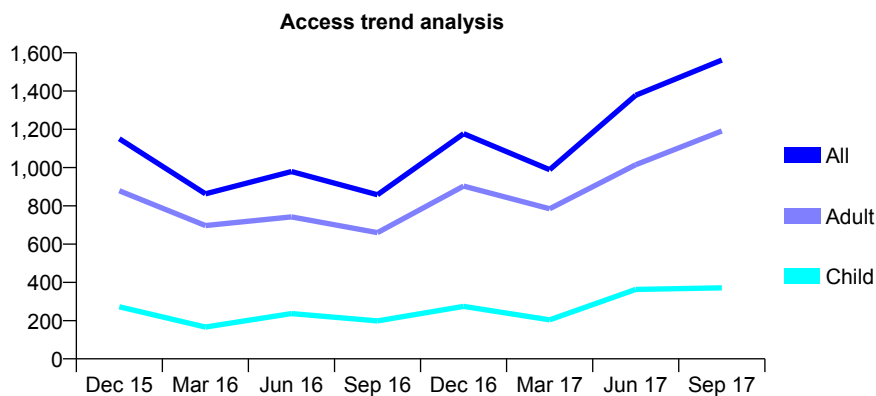
Q47 - Vital Signs At a Glance Contract Report for 653543/0002 - September 2017

Name or company name	MR K POWELL
Contract type name	GDS Contract
Purpose of contract	General
Contract start date	01/06/2013
Contract end date	

17/18 Contracted general activity (UDA)	4,240
Carry forward general activity (UDA)	0
17/18 Contracted orthodontic activity (UOA)	0
Carry forward orthodontic activity (UOA)	0
Baseline contract value	£117,682.54

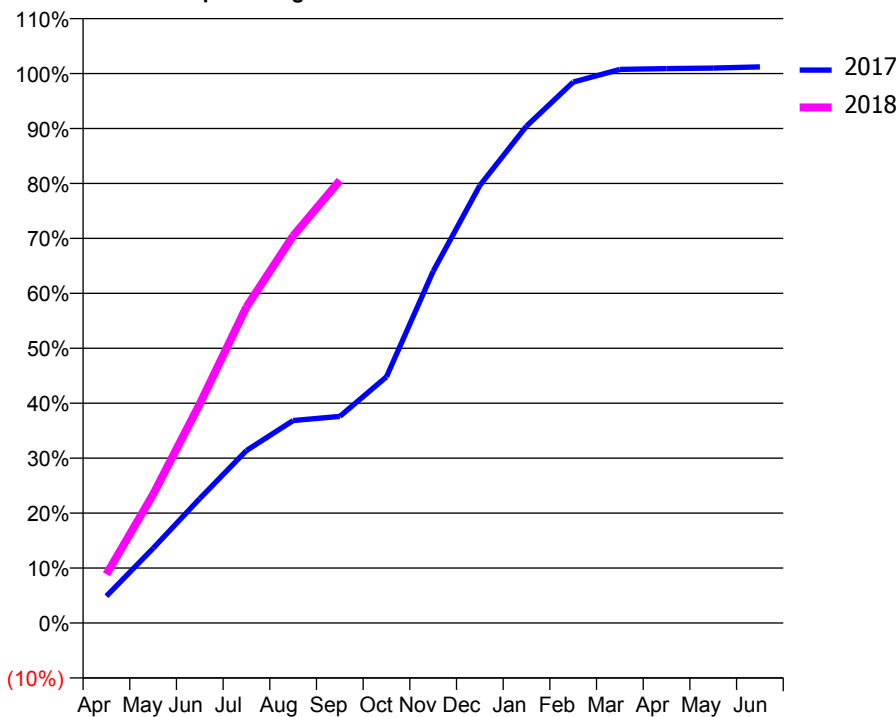
ACCESS*

Patients seen in 24 months	Total	Change since previous quarter
Quarter ending September 2016	858	
Quarter ending December 2016	1,177	↑
Quarter ending March 2017	989	↓
Quarter ending June 2017	1,378	↑
Quarter ending September 2017	1,562	↑
Variance since September 2016	82.1%	↑



ACTIVITY

Cumulative percentage of contracted UDA delivered 2017 & 2018



Adjusted Scheduled Activity (UDA)

Month	2017	2018
April	207	376
May	576	992
June	960	1,691
July	1,331	2,439
August	1,562	2,988
September	1,594	3,414
October	1,900	
November	2,714	
December	3,376	
January	3,834	
February	4,174	
March	4,272	
April	4,278	
May	4,282	
June	4,291	

QUALITY

	Quantity	Base Number	Contract	AT	Region	England
% of FP17s for the same patient ID Re-attending within 3 months - Children	48	459	10.5%	13.8%	12.8%	11.9%
% of FP17s for the same patient ID Re-attending within 3 months - Adults	95	983	9.7%	16.4%	16.5%	15.9%
% of FP17s for the same patient ID Re-attending between 3 & 9 months - Children	93	459	20.3%	57.5%	59.7%	58.1%
% of FP17s for the same patient ID Re-attending between 3 & 9 months - Adults	252	983	25.6%	51.4%	53.0%	50.6%
% of FP17s for Band 1 Urgent Courses	42	1,433	2.9%	10.9%	9.2%	9.1%
% of FP17s Relating to Free Repair or Replacements	7	1,433	0.5%	0.9%	1.0%	0.8%
% of FP17s Relating to Continuations	12	1,433	0.8%	1.1%	1.2%	1.1%
% of Patients satisfied with the dentistry they have received	5	5	N/A	91.2%	91.6%	91.4%
% of Patients satisfied with the time they had to wait for an appointment	5	5	N/A	86.8%	88.1%	87.7%

* This is based on patients treated on this contract for their most recent course of treatment. Figures in italics indicate the base number of FP17s or Patient Questionnaire responses are less than 100. N/A is shown where the base number of responses is less than 10 during the period. % is calculated as Quantity/Base number*100

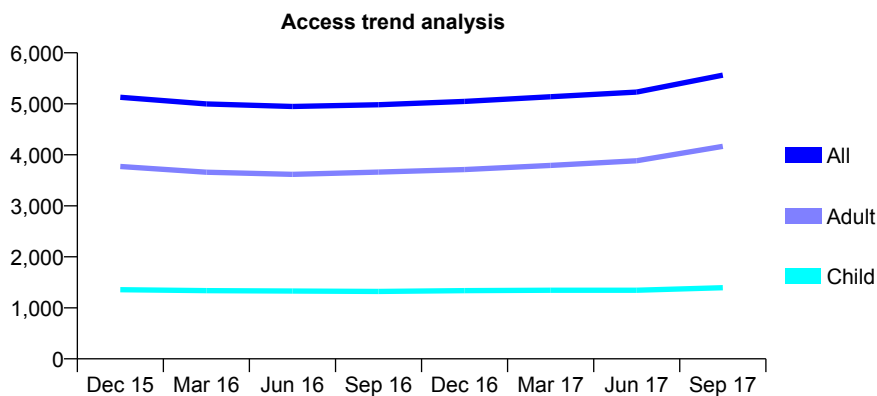
Q47 - Vital Signs At a Glance Contract Report for 675695/0001 - September 2017

Name or company name	MR F PATEL
Contract type name	GDS Contract
Purpose of contract	General
Contract start date	01/04/2006
Contract end date	

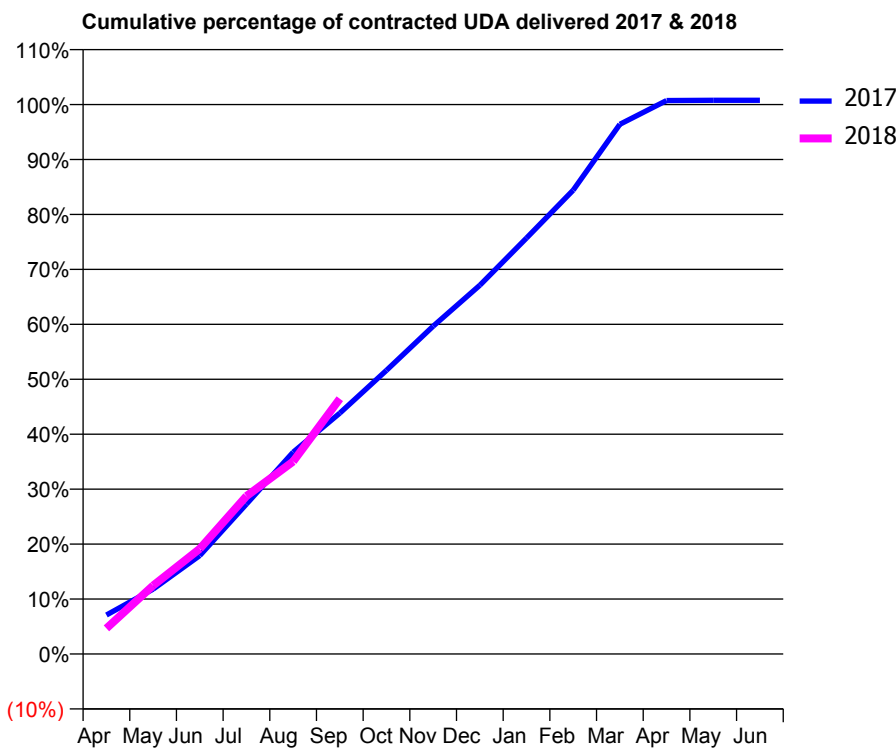
17/18 Contracted general activity (UDA)	16,658
Carry forward general activity (UDA)	-127
17/18 Contracted orthodontic activity (UOA)	0
Carry forward orthodontic activity (UOA)	0
Baseline contract value	£388,270.67

ACCESS*

Patients seen in 24 months	Total	Change since previous quarter
Quarter ending September 2016	4,982	
Quarter ending December 2016	5,048	→
Quarter ending March 2017	5,138	→
Quarter ending June 2017	5,230	→
Quarter ending September 2017	5,563	↑
Variance since September 2016	11.7%	↑



ACTIVITY



Month	Adjusted Scheduled Activity (UDA)	
	2017	2018
April	1,184	779
May	1,965	2,075
June	2,987	3,190
July	4,547	4,789
August	6,118	5,836
September	7,302	7,739
October	8,598	
November	9,937	
December	11,178	
January	12,609	
February	14,060	
March	16,056	
April	16,777	
May	16,785	
June	16,785	

QUALITY

	Quantity	Base Number	Contract	AT	Region	England
% of FP17s for the same patient ID Re-attending within 3 months - Children	84	1,033	8.1%	13.8%	12.8%	11.9%
% of FP17s for the same patient ID Re-attending within 3 months - Adults	496	3,082	16.1%	16.4%	16.5%	15.9%
% of FP17s for the same patient ID Re-attending between 3 & 9 months - Children	567	1,033	54.9%	57.5%	59.7%	58.1%
% of FP17s for the same patient ID Re-attending between 3 & 9 months - Adults	1,412	3,082	45.8%	51.4%	53.0%	50.6%
% of FP17s for Band 1 Urgent Courses	392	3,838	10.2%	10.9%	9.2%	9.1%
% of FP17s Relating to Free Repair or Replacements	31	3,838	0.8%	0.9%	1.0%	0.8%
% of FP17s Relating to Continuations	7	3,838	0.2%	1.1%	1.2%	1.1%
% of Patients satisfied with the dentistry they have received	16	18	88.9%	91.2%	91.6%	91.4%
% of Patients satisfied with the time they had to wait for an appointment	16	18	88.9%	86.8%	88.1%	87.7%

* This is based on patients treated on this contract for their most recent course of treatment. Figures in italics indicate the base number of FP17s or Patient Questionnaire responses are less than 100. N/A is shown where the base number of responses is less than 10 during the period. % is calculated as Quantity/Base number*100

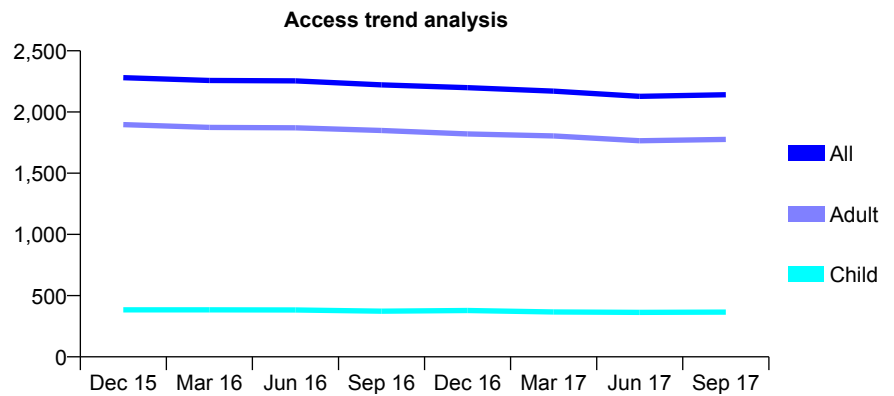
Q47 - Vital Signs At a Glance Contract Report for 675733/0001 - September 2017

Name or company name	MR M DUNKOW
Contract type name	GDS Contract
Purpose of contract	General
Contract start date	01/04/2006
Contract end date	

17/18 Contracted general activity (UDA)	7,200
Carry forward general activity (UDA)	0
17/18 Contracted orthodontic activity (UOA)	0
Carry forward orthodontic activity (UOA)	0
Baseline contract value	£255,869.30

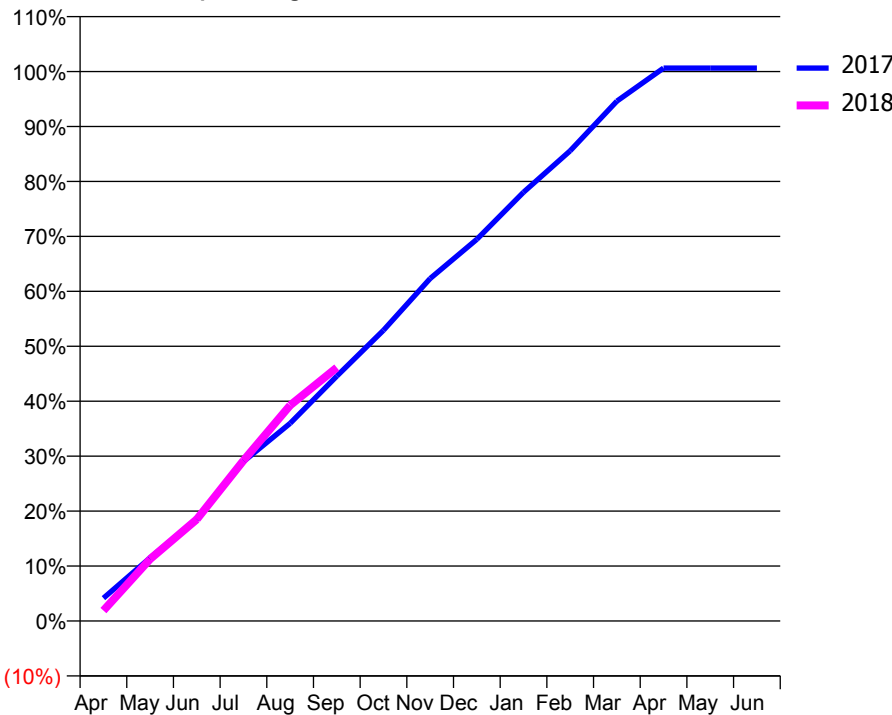
ACCESS*

Patients seen in 24 months	Total	Change since previous quarter
Quarter ending September 2016	2,222	
Quarter ending December 2016	2,199	↓
Quarter ending March 2017	2,171	↓
Quarter ending June 2017	2,128	↓
Quarter ending September 2017	2,141	→
Variance since September 2016	(3.6%)	↓



ACTIVITY

Cumulative percentage of contracted UDA delivered 2017 & 2018



Month	Adjusted Scheduled Activity (UDA)	
	2017	2018
April	299	137
May	828	811
June	1,331	1,333
July	2,089	2,103
August	2,591	2,826
September	3,208	3,320
October	3,809	
November	4,487	
December	5,001	
January	5,618	
February	6,161	
March	6,811	
April	7,245	
May	7,245	
June	7,245	

QUALITY

	Quantity	Base Number	Contract	AT	Region	England
% of FP17s for the same patient ID Re-attending within 3 months - Children	12	303	4.0%	13.8%	12.8%	11.9%
% of FP17s for the same patient ID Re-attending within 3 months - Adults	157	1,345	11.7%	16.4%	16.5%	15.9%
% of FP17s for the same patient ID Re-attending between 3 & 9 months - Children	206	303	68.0%	57.5%	59.7%	58.1%
% of FP17s for the same patient ID Re-attending between 3 & 9 months - Adults	677	1,345	50.3%	51.4%	53.0%	50.6%
% of FP17s for Band 1 Urgent Courses	81	1,525	5.3%	10.9%	9.2%	9.1%
% of FP17s Relating to Free Repair or Replacements	30	1,525	2.0%	0.9%	1.0%	0.8%
% of FP17s Relating to Continuations	11	1,525	0.7%	1.1%	1.2%	1.1%
% of Patients satisfied with the dentistry they have received	10	11	90.9%	91.2%	91.6%	91.4%
% of Patients satisfied with the time they had to wait for an appointment	10	11	90.9%	86.8%	88.1%	87.7%

* This is based on patients treated on this contract for their most recent course of treatment. Figures in italics indicate the base number of FP17s or Patient Questionnaire responses are less than 100. N/A is shown where the base number of responses is less than 10 during the period. % is calculated as Quantity/Base number*100

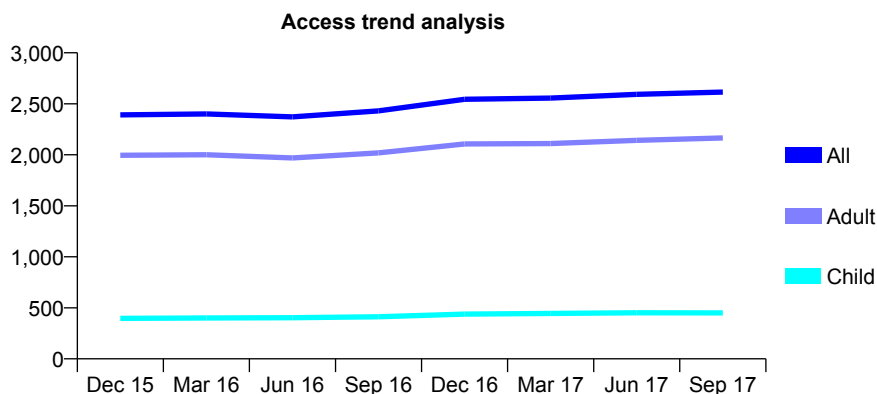
Q47 - Vital Signs At a Glance Contract Report for 675830/0001 - September 2017

Name or company name	MR JL COOPER
Contract type name	GDS Contract
Purpose of contract	General
Contract start date	01/04/2006
Contract end date	

17/18 Contracted general activity (UDA)	7,034
Carry forward general activity (UDA)	-123
17/18 Contracted orthodontic activity (UOA)	0
Carry forward orthodontic activity (UOA)	0
Baseline contract value	£255,869.30

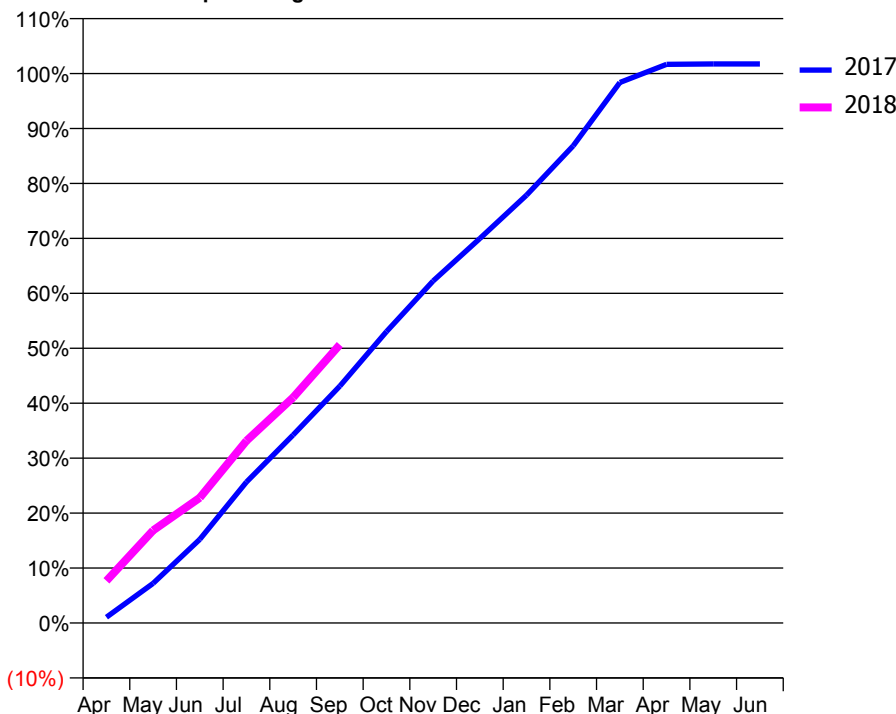
ACCESS*

Patients seen in 24 months	Total	Change since previous quarter
Quarter ending September 2016	2,431	
Quarter ending December 2016	2,545	↑
Quarter ending March 2017	2,556	→
Quarter ending June 2017	2,593	→
Quarter ending September 2017	2,615	→
Variance since September 2016	7.6%	↑



ACTIVITY

Cumulative percentage of contracted UDA delivered 2017 & 2018



Adjusted Scheduled Activity (UDA)

Month	2017	2018
April	73	540
May	508	1,186
June	1,072	1,604
July	1,806	2,333
August	2,408	2,888
September	3,033	3,564
October	3,730	
November	4,379	
December	4,922	
January	5,477	
February	6,108	
March	6,918	
April	7,152	
May	7,156	
June	7,157	

QUALITY

	Quantity	Base Number	Contract	AT	Region	England
% of FP17s for the same patient ID Re-attending within 3 months - Children	16	357	4.5%	13.8%	12.8%	11.9%
% of FP17s for the same patient ID Re-attending within 3 months - Adults	160	1,584	10.1%	16.4%	16.5%	15.9%
% of FP17s for the same patient ID Re-attending between 3 & 9 months - Children	241	357	67.5%	57.5%	59.7%	58.1%
% of FP17s for the same patient ID Re-attending between 3 & 9 months - Adults	924	1,584	58.3%	51.4%	53.0%	50.6%
% of FP17s for Band 1 Urgent Courses	120	1,843	6.5%	10.9%	9.2%	9.1%
% of FP17s Relating to Free Repair or Replacements	12	1,843	0.7%	0.9%	1.0%	0.8%
% of FP17s Relating to Continuations	22	1,843	1.2%	1.1%	1.2%	1.1%
% of Patients satisfied with the dentistry they have received	10	10	100.0%	91.2%	91.6%	91.4%
% of Patients satisfied with the time they had to wait for an appointment	10	10	100.0%	86.8%	88.1%	87.7%

* This is based on patients treated on this contract for their most recent course of treatment. Figures in italics indicate the base number of FP17s or Patient Questionnaire responses are less than 100. N/A is shown where the base number of responses is less than 10 during the period. % is calculated as Quantity/Base number*100

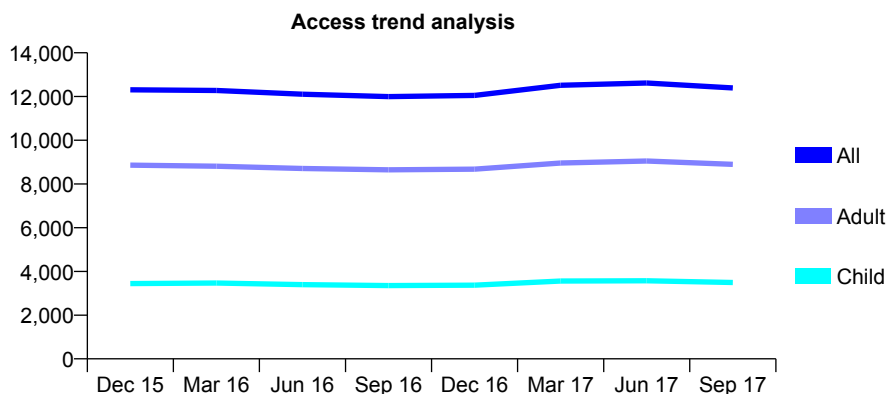
Q47 - Vital Signs At a Glance Contract Report for 676209/0001 - September 2017

Name or company name	MR SL MORGAN
Contract type name	GDS Contract
Purpose of contract	General and Orthodontic
Contract start date	01/04/2006
Contract end date	

17/18 Contracted general activity (UDA)	38,336
Carry forward general activity (UDA)	0
17/18 Contracted orthodontic activity (UOA)	6,289
Carry forward orthodontic activity (UOA)	0
Baseline contract value	£1,392,683.75

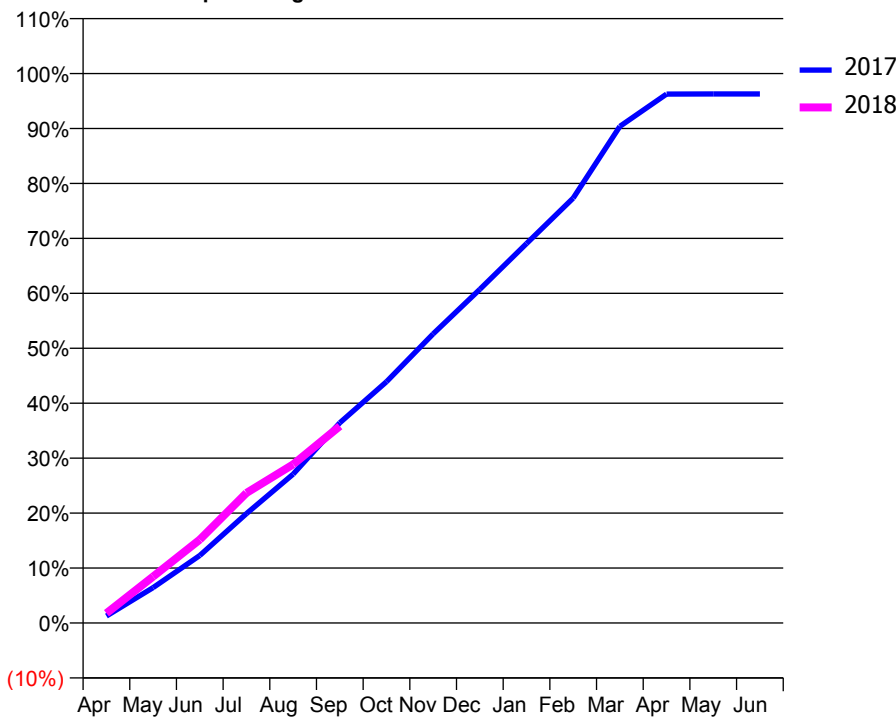
ACCESS*

Patients seen in 24 months	Total	Change since previous quarter
Quarter ending September 2016	11,998	
Quarter ending December 2016	12,048	→
Quarter ending March 2017	12,514	↑
Quarter ending June 2017	12,619	→
Quarter ending September 2017	12,393	↓
Variance since September 2016	3.3%	↑



ACTIVITY

Cumulative percentage of contracted UDA delivered 2017 & 2018



Month	Adjusted Scheduled Activity (UDA)	
	2017	2018
April	491	688
May	2,467	3,244
June	4,716	5,819
July	7,629	9,075
August	10,391	11,069
September	13,964	13,740
October	16,835	
November	20,171	
December	23,277	
January	26,469	
February	29,646	
March	34,653	
April	36,904	
May	36,906	
June	36,907	

QUALITY

	Quantity	Base Number	Contract	AT	Region	England
% of FP17s for the same patient ID Re-attending within 3 months - Children	252	2,698	9.3%	13.8%	12.8%	11.9%
% of FP17s for the same patient ID Re-attending within 3 months - Adults	880	5,742	15.3%	16.4%	16.5%	15.9%
% of FP17s for the same patient ID Re-attending between 3 & 9 months - Children	1,620	2,698	60.0%	57.5%	59.7%	58.1%
% of FP17s for the same patient ID Re-attending between 3 & 9 months - Adults	3,275	5,742	57.0%	51.4%	53.0%	50.6%
% of FP17s for Band 1 Urgent Courses	605	6,932	8.7%	10.9%	9.2%	9.1%
% of FP17s Relating to Free Repair or Replacements	89	6,932	1.3%	0.9%	1.0%	0.8%
% of FP17s Relating to Continuations	118	6,932	1.7%	1.1%	1.2%	1.1%
% of Patients satisfied with the dentistry they have received	18	19	94.7%	91.2%	91.6%	91.4%
% of Patients satisfied with the time they had to wait for an appointment	14	19	73.7%	86.8%	88.1%	87.7%

* This is based on patients treated on this contract for their most recent course of treatment. Figures in italics indicate the base number of FP17s or Patient Questionnaire responses are less than 100. N/A is shown where the base number of responses is less than 10 during the period. % is calculated as Quantity/Base number*100

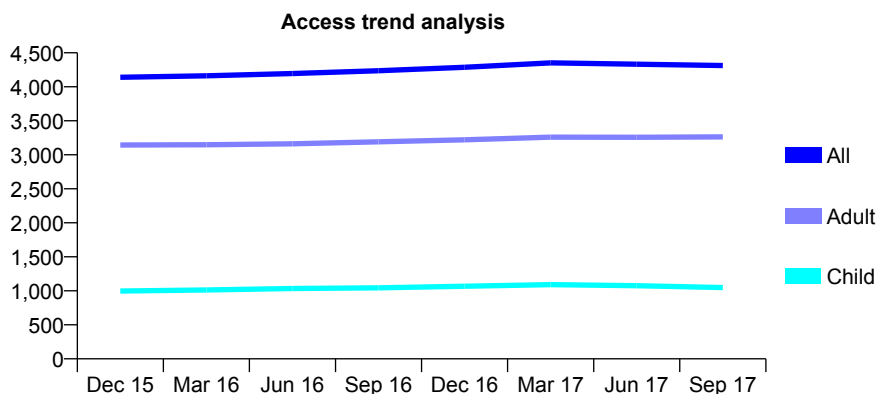
Q47 - Vital Signs At a Glance Contract Report for 676306/0001 - September 2017

Name or company name	MR BS AARON
Contract type name	GDS Contract
Purpose of contract	General
Contract start date	01/04/2006
Contract end date	

17/18 Contracted general activity (UDA)	12,200
Carry forward general activity (UDA)	0
17/18 Contracted orthodontic activity (UOA)	0
Carry forward orthodontic activity (UOA)	0
Baseline contract value	£383,416.97

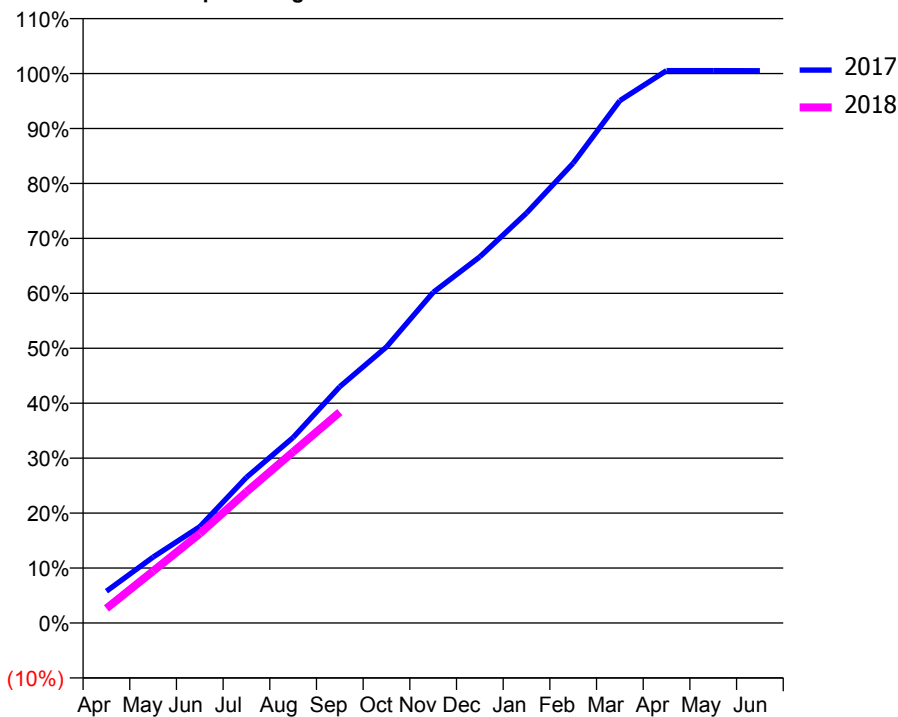
ACCESS*

Patients seen in 24 months	Total	Change since previous quarter
Quarter ending September 2016	4,236	
Quarter ending December 2016	4,287	→
Quarter ending March 2017	4,351	→
Quarter ending June 2017	4,333	→
Quarter ending September 2017	4,312	→
Variance since September 2016	1.8%	→



ACTIVITY

Cumulative percentage of contracted UDA delivered 2017 & 2018



Adjusted Scheduled Activity (UDA)

Month	2017	2018
April	705	323
May	1,464	1,153
June	2,138	1,985
July	3,234	2,910
August	4,121	3,801
September	5,249	4,681
October	6,130	
November	7,340	
December	8,130	
January	9,102	
February	10,209	
March	11,598	
April	12,264	
May	12,264	
June	12,263	

QUALITY

	Quantity	Base Number	Contract	AT	Region	England
% of FP17s for the same patient ID Re-attending within 3 months - Children	65	858	7.6%	13.8%	12.8%	11.9%
% of FP17s for the same patient ID Re-attending within 3 months - Adults	206	2,457	8.4%	16.4%	16.5%	15.9%
% of FP17s for the same patient ID Re-attending between 3 & 9 months - Children	584	858	68.1%	57.5%	59.7%	58.1%
% of FP17s for the same patient ID Re-attending between 3 & 9 months - Adults	1,809	2,457	73.6%	51.4%	53.0%	50.6%
% of FP17s for Band 1 Urgent Courses	142	2,674	5.3%	10.9%	9.2%	9.1%
% of FP17s Relating to Free Repair or Replacements	18	2,674	0.7%	0.9%	1.0%	0.8%
% of FP17s Relating to Continuations	6	2,674	0.2%	1.1%	1.2%	1.1%
% of Patients satisfied with the dentistry they have received	14	14	100.0%	91.2%	91.6%	91.4%
% of Patients satisfied with the time they had to wait for an appointment	12	14	85.7%	86.8%	88.1%	87.7%

* This is based on patients treated on this contract for their most recent course of treatment. Figures in italics indicate the base number of FP17s or Patient Questionnaire responses are less than 100. N/A is shown where the base number of responses is less than 10 during the period. % is calculated as Quantity/Base number*100

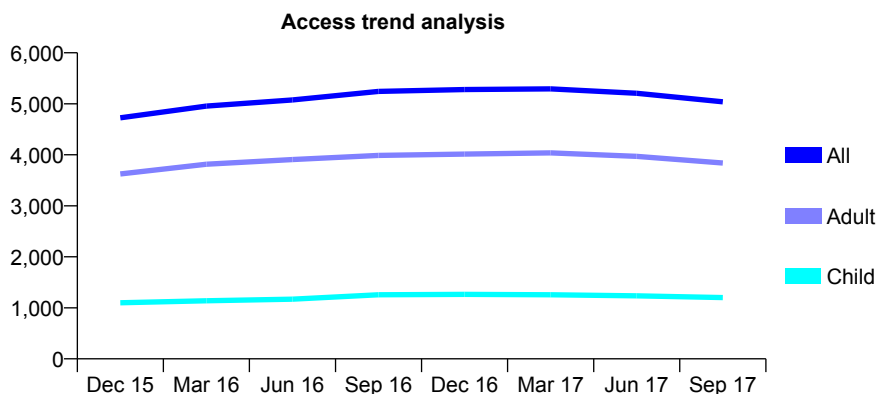
Q47 - Vital Signs At a Glance Contract Report for 676659/0001 - September 2017

Name or company name	Dr Abraham Hussain Malik
Contract type name	GDS Contract
Purpose of contract	General
Contract start date	01/04/2006
Contract end date	

17/18 Contracted general activity (UDA)	14,620
Carry forward general activity (UDA)	0
17/18 Contracted orthodontic activity (UOA)	0
Carry forward orthodontic activity (UOA)	0
Baseline contract value	£420,974.11

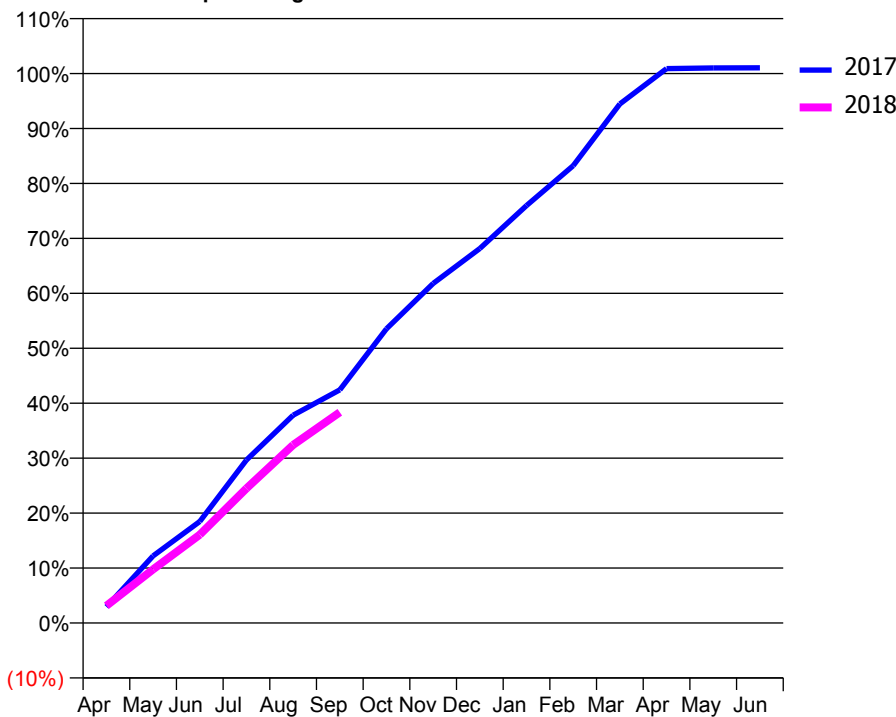
ACCESS*

Patients seen in 24 months	Total	Change since previous quarter
Quarter ending September 2016	5,244	
Quarter ending December 2016	5,279	→
Quarter ending March 2017	5,294	→
Quarter ending June 2017	5,206	↓
Quarter ending September 2017	5,038	↓
Variance since September 2016	(3.9%)	↓



ACTIVITY

Cumulative percentage of contracted UDA delivered 2017 & 2018



Adjusted Scheduled Activity (UDA)

Month	2017	2018
April	431	459
May	1,786	1,427
June	2,702	2,350
July	4,337	3,582
August	5,528	4,737
September	6,205	5,607
October	7,829	
November	9,036	
December	9,966	
January	11,105	
February	12,166	
March	13,811	
April	14,749	
May	14,769	
June	14,772	

QUALITY

	Quantity	Base Number	Contract	AT	Region	England
% of FP17s for the same patient ID Re-attending within 3 months - Children	100	793	12.6%	13.8%	12.8%	11.9%
% of FP17s for the same patient ID Re-attending within 3 months - Adults	320	1,590	20.1%	16.4%	16.5%	15.9%
% of FP17s for the same patient ID Re-attending between 3 & 9 months - Children	376	793	47.4%	57.5%	59.7%	58.1%
% of FP17s for the same patient ID Re-attending between 3 & 9 months - Adults	654	1,590	41.1%	51.4%	53.0%	50.6%
% of FP17s for Band 1 Urgent Courses	331	2,068	16.0%	10.9%	9.2%	9.1%
% of FP17s Relating to Free Repair or Replacements	18	2,068	0.9%	0.9%	1.0%	0.8%
% of FP17s Relating to Continuations	46	2,068	2.2%	1.1%	1.2%	1.1%
% of Patients satisfied with the dentistry they have received	7	7	N/A	91.2%	91.6%	91.4%
% of Patients satisfied with the time they had to wait for an appointment	6	7	N/A	86.8%	88.1%	87.7%

* This is based on patients treated on this contract for their most recent course of treatment. Figures in italics indicate the base number of FP17s or Patient Questionnaire responses are less than 100. N/A is shown where the base number of responses is less than 10 during the period. % is calculated as Quantity/Base number*100

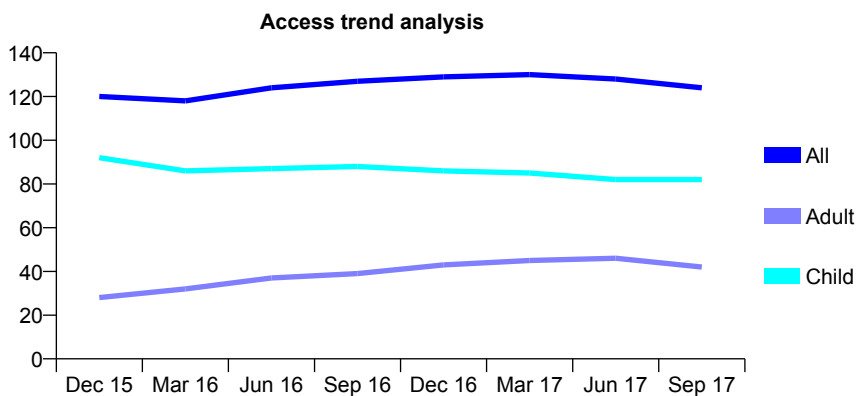
Q47 - Vital Signs At a Glance Contract Report for 677612/0001 - September 2017

Name or company name	MR S ALLAN
Contract type name	GDS Contract
Purpose of contract	General
Contract start date	01/04/2006
Contract end date	

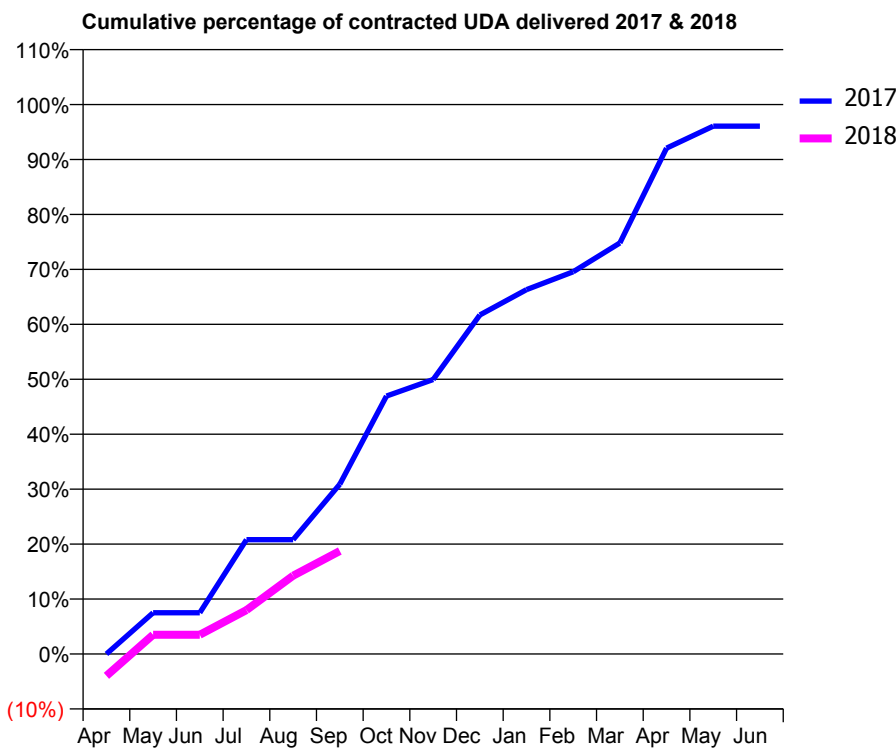
17/18 Contracted general activity (UDA)	400
Carry forward general activity (UDA)	16
17/18 Contracted orthodontic activity (UOA)	0
Carry forward orthodontic activity (UOA)	0
Baseline contract value	£9,107.64

ACCESS*

Patients seen in 24 months	Total	Change since previous quarter
Quarter ending September 2016	127	
Quarter ending December 2016	129	→
Quarter ending March 2017	130	→
Quarter ending June 2017	128	↓
Quarter ending September 2017	124	↓
Variance since September 2016	(2.4%)	↓



ACTIVITY



Month	Adjusted Scheduled Activity (UDA)	
	2017	2018
April	0	-16
May	30	14
June	30	14
July	83	32
August	83	57
September	124	75
October	188	
November	200	
December	247	
January	265	
February	278	
March	299	
April	368	
May	384	
June	384	

QUALITY

	Quantity	Base Number	Contract	AT	Region	England
% of FP17s for the same patient ID Re-attending within 3 months - Children	4	48	8.3%	13.8%	12.8%	11.9%
% of FP17s for the same patient ID Re-attending within 3 months - Adults	3	15	20.0%	16.4%	16.5%	15.9%
% of FP17s for the same patient ID Re-attending between 3 & 9 months - Children	17	48	35.4%	57.5%	59.7%	58.1%
% of FP17s for the same patient ID Re-attending between 3 & 9 months - Adults	6	15	40.0%	51.4%	53.0%	50.6%
% of FP17s for Band 1 Urgent Courses	0	47	0.0%	10.9%	9.2%	9.1%
% of FP17s Relating to Free Repair or Replacements	0	47	0.0%	0.9%	1.0%	0.8%
% of FP17s Relating to Continuations	0	47	0.0%	1.1%	1.2%	1.1%
% of Patients satisfied with the dentistry they have received	0	0	N/A	91.2%	91.6%	91.4%
% of Patients satisfied with the time they had to wait for an appointment	0	0	N/A	86.8%	88.1%	87.7%

* This is based on patients treated on this contract for their most recent course of treatment. Figures in italics indicate the base number of FP17s or Patient Questionnaire responses are less than 100. N/A is shown where the base number of responses is less than 10 during the period. % is calculated as Quantity/Base number*100

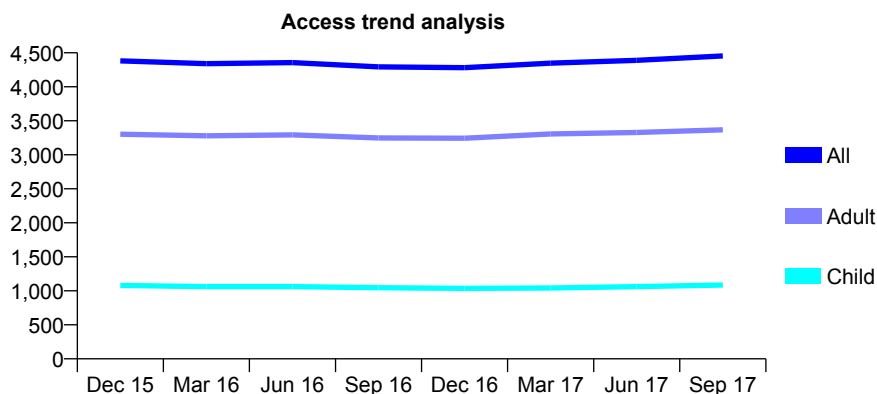
Q47 - Vital Signs At a Glance Contract Report for 679313/0001 - September 2017

Name or company name	MR CS WONG
Contract type name	GDS Contract
Purpose of contract	General
Contract start date	01/06/2008
Contract end date	

17/18 Contracted general activity (UDA)	16,856
Carry forward general activity (UDA)	0
17/18 Contracted orthodontic activity (UOA)	0
Carry forward orthodontic activity (UOA)	0
Baseline contract value	£511,537.59

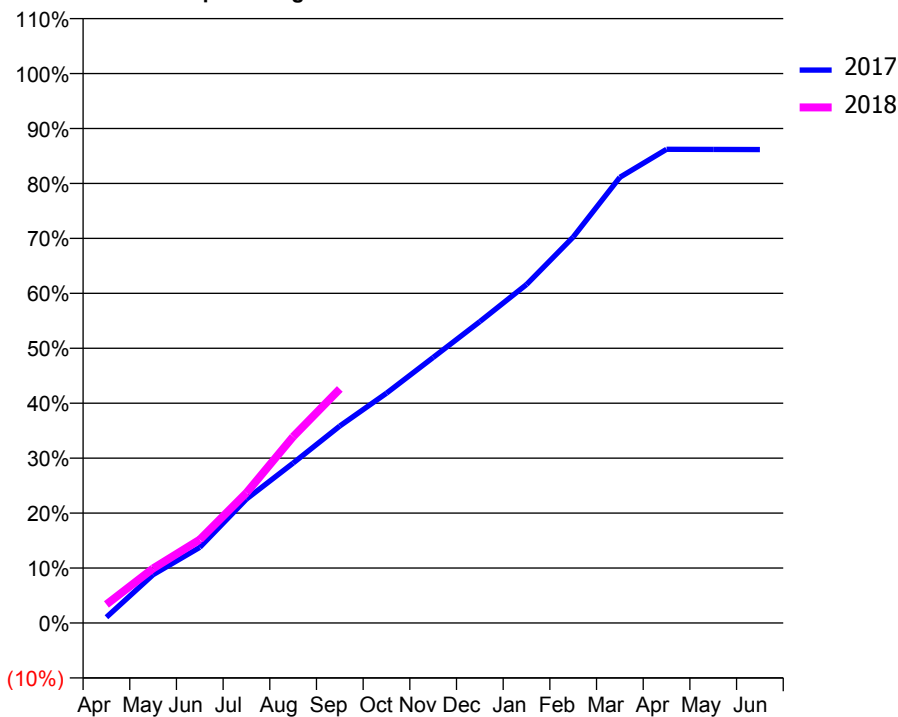
ACCESS*

Patients seen in 24 months	Total	Change since previous quarter
Quarter ending September 2016	4,294	
Quarter ending December 2016	4,282	→
Quarter ending March 2017	4,349	→
Quarter ending June 2017	4,390	→
Quarter ending September 2017	4,453	→
Variance since September 2016	3.7%	↑



ACTIVITY

Cumulative percentage of contracted UDA delivered 2017 & 2018



Adjusted Scheduled Activity (UDA)

Month	2017	2018
April	180	573
May	1,483	1,673
June	2,322	2,560
July	3,801	3,996
August	4,907	5,714
September	6,043	7,182
October	7,048	
November	8,146	
December	9,245	
January	10,382	
February	11,840	
March	13,673	
April	14,531	
May	14,528	
June	14,524	

QUALITY

	Quantity	Base Number	Contract	AT	Region	England
% of FP17s for the same patient ID Re-attending within 3 months - Children	57	841	6.8%	13.8%	12.8%	11.9%
% of FP17s for the same patient ID Re-attending within 3 months - Adults	497	2,835	17.5%	16.4%	16.5%	15.9%
% of FP17s for the same patient ID Re-attending between 3 & 9 months - Children	502	841	59.7%	57.5%	59.7%	58.1%
% of FP17s for the same patient ID Re-attending between 3 & 9 months - Adults	1,707	2,835	60.2%	51.4%	53.0%	50.6%
% of FP17s for Band 1 Urgent Courses	276	3,378	8.2%	10.9%	9.2%	9.1%
% of FP17s Relating to Free Repair or Replacements	25	3,378	0.7%	0.9%	1.0%	0.8%
% of FP17s Relating to Continuations	108	3,378	3.2%	1.1%	1.2%	1.1%
% of Patients satisfied with the dentistry they have received	14	14	100.0%	91.2%	91.6%	91.4%
% of Patients satisfied with the time they had to wait for an appointment	13	14	92.9%	86.8%	88.1%	87.7%

* This is based on patients treated on this contract for their most recent course of treatment. Figures in italics indicate the base number of FP17s or Patient Questionnaire responses are less than 100. N/A is shown where the base number of responses is less than 10 during the period. % is calculated as Quantity/Base number*100

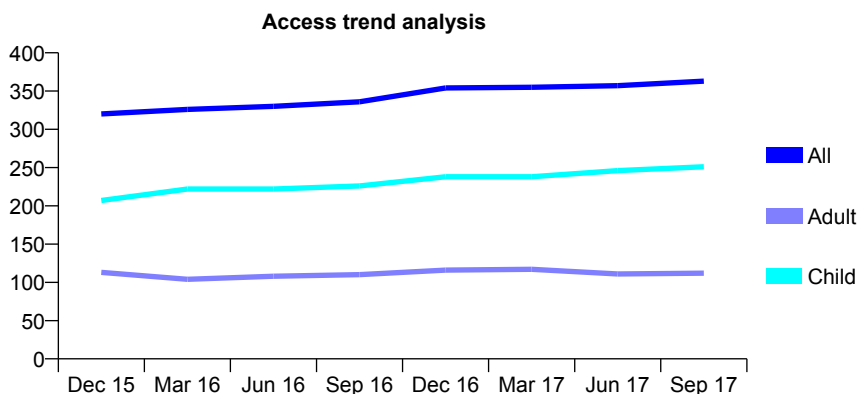
Q47 - Vital Signs At a Glance Contract Report for 680214/0001 - September 2017

Name or company name	MR JA SILCOX
Contract type name	GDS Contract
Purpose of contract	General
Contract start date	01/04/2008
Contract end date	

17/18 Contracted general activity (UDA)	910
Carry forward general activity (UDA)	30
17/18 Contracted orthodontic activity (UOA)	0
Carry forward orthodontic activity (UOA)	0
Baseline contract value	£25,286.14

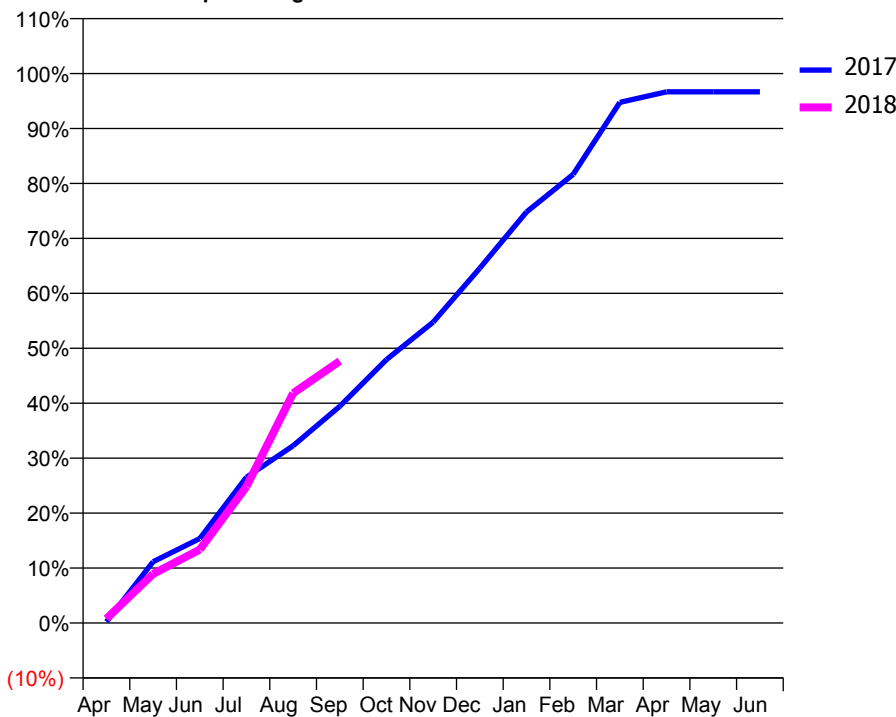
ACCESS*

Patients seen in 24 months	Total	Change since previous quarter
Quarter ending September 2016	336	
Quarter ending December 2016	354	↑
Quarter ending March 2017	355	→
Quarter ending June 2017	357	→
Quarter ending September 2017	363	→
Variance since September 2016	8.0%	↑



ACTIVITY

Cumulative percentage of contracted UDA delivered 2017 & 2018



Month	Adjusted Scheduled Activity (UDA)	
	2017	2018
April	2	7
May	101	81
June	140	122
July	241	226
August	294	381
September	359	434
October	436	
November	498	
December	588	
January	681	
February	743	
March	862	
April	880	
May	880	
June	880	

QUALITY

	Quantity	Base Number	Contract	AT	Region	England
% of FP17s for the same patient ID Re-attending within 3 months - Children	15	226	6.6%	13.8%	12.8%	11.9%
% of FP17s for the same patient ID Re-attending within 3 months - Adults	7	89	7.9%	16.4%	16.5%	15.9%
% of FP17s for the same patient ID Re-attending between 3 & 9 months - Children	148	226	65.5%	57.5%	59.7%	58.1%
% of FP17s for the same patient ID Re-attending between 3 & 9 months - Adults	56	89	62.9%	51.4%	53.0%	50.6%
% of FP17s for Band 1 Urgent Courses	9	302	3.0%	10.9%	9.2%	9.1%
% of FP17s Relating to Free Repair or Replacements	0	302	0.0%	0.9%	1.0%	0.8%
% of FP17s Relating to Continuations	0	302	0.0%	1.1%	1.2%	1.1%
% of Patients satisfied with the dentistry they have received	0	0	N/A	91.2%	91.6%	91.4%
% of Patients satisfied with the time they had to wait for an appointment	0	0	N/A	86.8%	88.1%	87.7%

* This is based on patients treated on this contract for their most recent course of treatment. Figures in italics indicate the base number of FP17s or Patient Questionnaire responses are less than 100. N/A is shown where the base number of responses is less than 10 during the period. % is calculated as Quantity/Base number*100

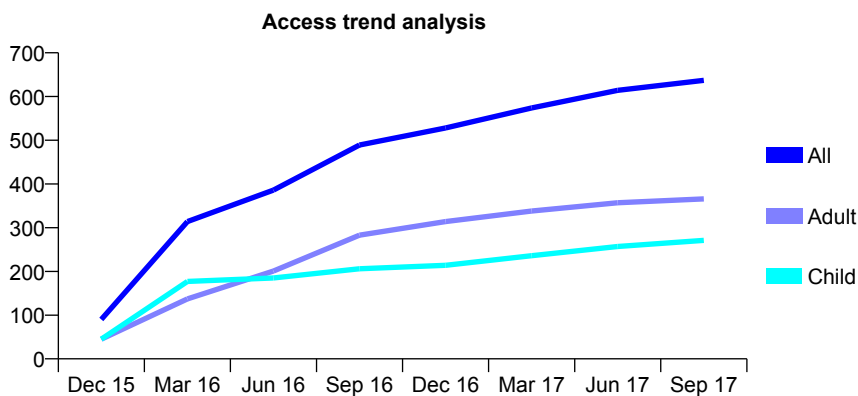
Q47 - Vital Signs At a Glance Contract Report for 696293/0001 - September 2017

Name or company name	MR V PATEL
Contract type name	GDS Contract
Purpose of contract	General
Contract start date	01/11/2015
Contract end date	

17/18 Contracted general activity (UDA)	2,790
Carry forward general activity (UDA)	-6
17/18 Contracted orthodontic activity (UOA)	0
Carry forward orthodontic activity (UOA)	0
Baseline contract value	£61,391.03

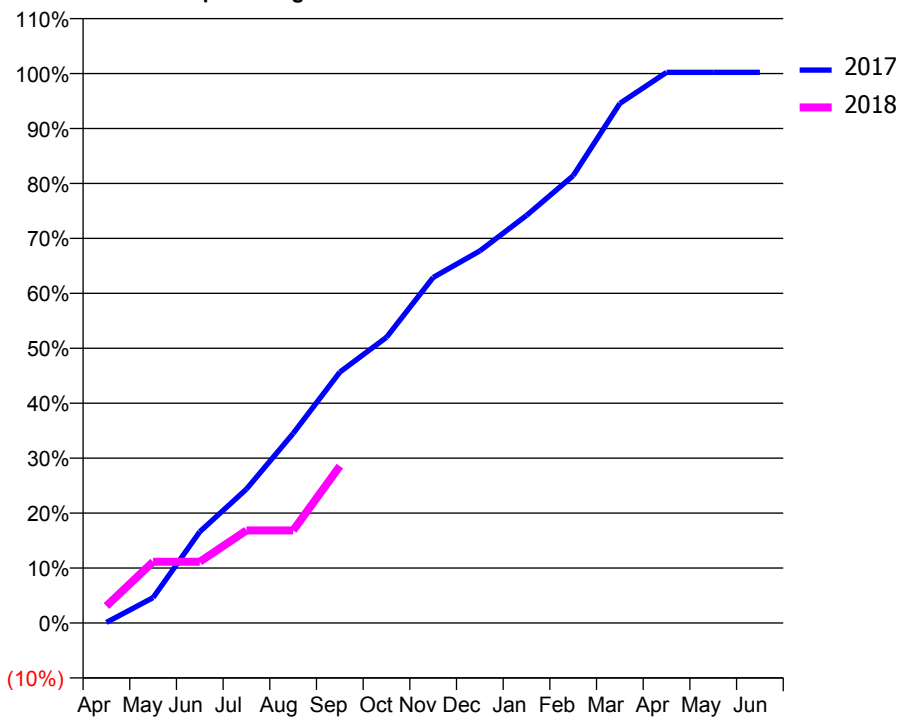
ACCESS*

Patients seen in 24 months	Total	Change since previous quarter
Quarter ending September 2016	489	
Quarter ending December 2016	528	↑
Quarter ending March 2017	574	↑
Quarter ending June 2017	614	↑
Quarter ending September 2017	637	↑
Variance since September 2016	30.3%	↑



ACTIVITY

Cumulative percentage of contracted UDA delivered 2017 & 2018



Adjusted Scheduled Activity (UDA)

Month	2017	2018
April	3	86
May	129	311
June	464	311
July	680	470
August	962	470
September	1,274	796
October	1,451	
November	1,755	
December	1,889	
January	2,069	
February	2,271	
March	2,638	
April	2,796	
May	2,796	
June	2,796	

QUALITY

	Quantity	Base Number	Contract	AT	Region	England
% of FP17s for the same patient ID Re-attending within 3 months - Children	25	219	11.4%	13.8%	12.8%	11.9%
% of FP17s for the same patient ID Re-attending within 3 months - Adults	19	151	12.6%	16.4%	16.5%	15.9%
% of FP17s for the same patient ID Re-attending between 3 & 9 months - Children	122	219	55.7%	57.5%	59.7%	58.1%
% of FP17s for the same patient ID Re-attending between 3 & 9 months - Adults	53	151	35.1%	51.4%	53.0%	50.6%
% of FP17s for Band 1 Urgent Courses	13	333	3.9%	10.9%	9.2%	9.1%
% of FP17s Relating to Free Repair or Replacements	0	333	0.0%	0.9%	1.0%	0.8%
% of FP17s Relating to Continuations	1	333	0.3%	1.1%	1.2%	1.1%
% of Patients satisfied with the dentistry they have received	0	0	N/A	91.2%	91.6%	91.4%
% of Patients satisfied with the time they had to wait for an appointment	0	0	N/A	86.8%	88.1%	87.7%

* This is based on patients treated on this contract for their most recent course of treatment. Figures in italics indicate the base number of FP17s or Patient Questionnaire responses are less than 100. N/A is shown where the base number of responses is less than 10 during the period. % is calculated as Quantity/Base number*100

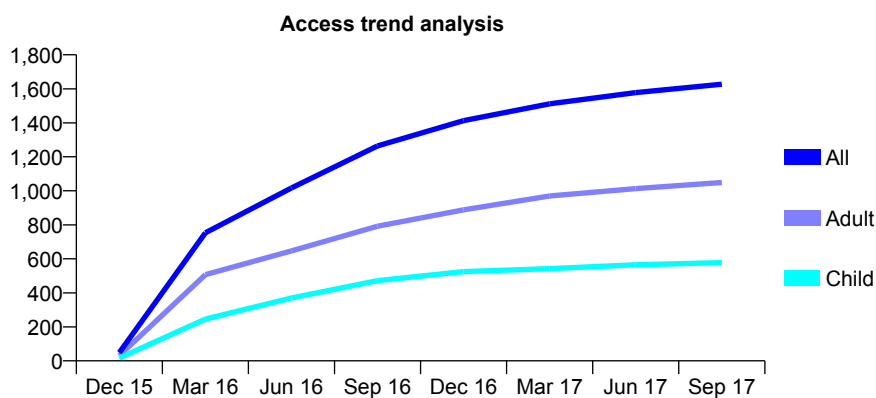
Q47 - Vital Signs At a Glance Contract Report for 723967/0002 - September 2017

Name or company name	Lowerbank Dental Practice
Contract type name	GDS Contract
Purpose of contract	General
Contract start date	21/12/2015
Contract end date	

17/18 Contracted general activity (UDA)	4,446
Carry forward general activity (UDA)	0
17/18 Contracted orthodontic activity (UOA)	0
Carry forward orthodontic activity (UOA)	0
Baseline contract value	£120,595.09

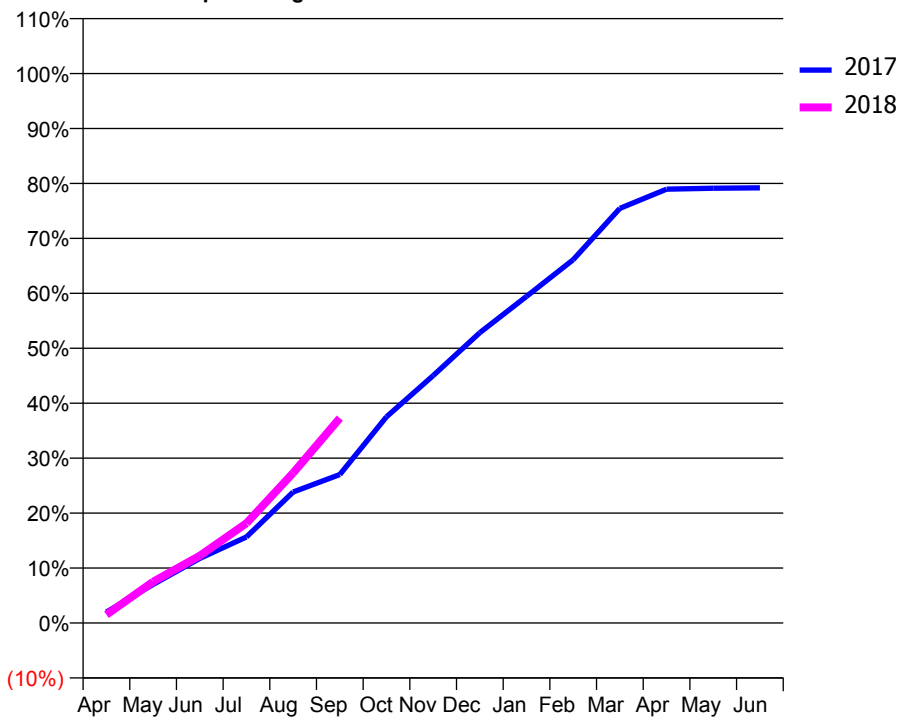
ACCESS*

Patients seen in 24 months	Total	Change since previous quarter
Quarter ending September 2016	1,264	
Quarter ending December 2016	1,413	↑
Quarter ending March 2017	1,512	↑
Quarter ending June 2017	1,578	↑
Quarter ending September 2017	1,627	↑
Variance since September 2016	28.7%	↑



ACTIVITY

Cumulative percentage of contracted UDA delivered 2017 & 2018



Month	Adjusted Scheduled Activity (UDA)	
	2017	2018
April	89	68
May	313	334
June	523	544
July	697	808
August	1,060	1,215
September	1,201	1,658
October	1,668	
November	2,001	
December	2,349	
January	2,643	
February	2,940	
March	3,355	
April	3,510	
May	3,518	
June	3,521	

QUALITY

	Quantity	Base Number	Contract	AT	Region	England
% of FP17s for the same patient ID Re-attending within 3 months - Children	21	487	4.3%	13.8%	12.8%	11.9%
% of FP17s for the same patient ID Re-attending within 3 months - Adults	71	686	10.3%	16.4%	16.5%	15.9%
% of FP17s for the same patient ID Re-attending between 3 & 9 months - Children	233	487	47.8%	57.5%	59.7%	58.1%
% of FP17s for the same patient ID Re-attending between 3 & 9 months - Adults	286	686	41.7%	51.4%	53.0%	50.6%
% of FP17s for Band 1 Urgent Courses	53	1,011	5.2%	10.9%	9.2%	9.1%
% of FP17s Relating to Free Repair or Replacements	4	1,011	0.4%	0.9%	1.0%	0.8%
% of FP17s Relating to Continuations	7	1,011	0.7%	1.1%	1.2%	1.1%
% of Patients satisfied with the dentistry they have received	2	2	N/A	91.2%	91.6%	91.4%
% of Patients satisfied with the time they had to wait for an appointment	2	2	N/A	86.8%	88.1%	87.7%

* This is based on patients treated on this contract for their most recent course of treatment. Figures in italics indicate the base number of FP17s or Patient Questionnaire responses are less than 100. N/A is shown where the base number of responses is less than 10 during the period. % is calculated as Quantity/Base number*100

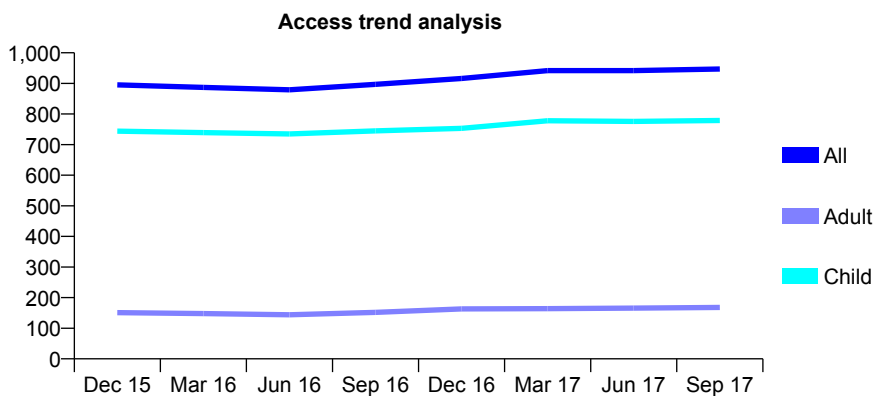
Q47 - Vital Signs At a Glance Contract Report for 729272/0001 - September 2017

Name or company name	MR MP LANE
Contract type name	GDS Contract
Purpose of contract	General
Contract start date	01/04/2006
Contract end date	

17/18 Contracted general activity (UDA)	2,485
Carry forward general activity (UDA)	0
17/18 Contracted orthodontic activity (UOA)	0
Carry forward orthodontic activity (UOA)	0
Baseline contract value	£56,436.53

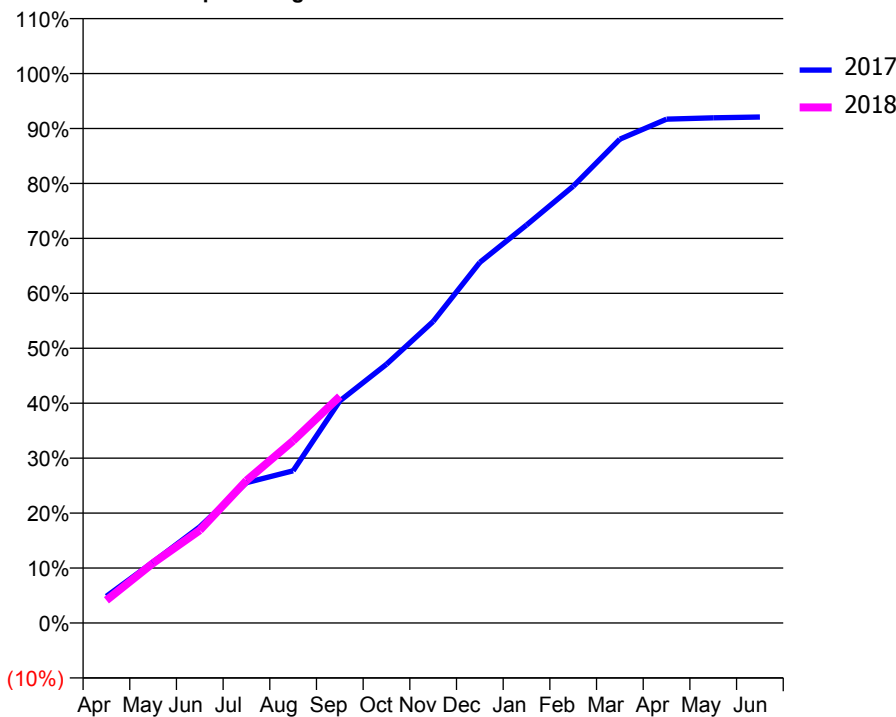
ACCESS*

Patients seen in 24 months	Total	Change since previous quarter
Quarter ending September 2016	897	
Quarter ending December 2016	916	↑
Quarter ending March 2017	942	↑
Quarter ending June 2017	942	→
Quarter ending September 2017	947	→
Variance since September 2016	5.6%	↑



ACTIVITY

Cumulative percentage of contracted UDA delivered 2017 & 2018



Month	Adjusted Scheduled Activity (UDA)	
	2017	2018
April	121	103
May	276	271
June	435	420
July	635	644
August	688	824
September	1,004	1,025
October	1,170	
November	1,364	
December	1,631	
January	1,800	
February	1,975	
March	2,188	
April	2,278	
May	2,284	
June	2,288	

QUALITY

	Quantity	Base Number	Contract	AT	Region	England
% of FP17s for the same patient ID Re-attending within 3 months - Children	58	642	9.0%	13.8%	12.8%	11.9%
% of FP17s for the same patient ID Re-attending within 3 months - Adults	3	81	3.7%	16.4%	16.5%	15.9%
% of FP17s for the same patient ID Re-attending between 3 & 9 months - Children	396	642	61.7%	57.5%	59.7%	58.1%
% of FP17s for the same patient ID Re-attending between 3 & 9 months - Adults	64	81	79.0%	51.4%	53.0%	50.6%
% of FP17s for Band 1 Urgent Courses	28	664	4.2%	10.9%	9.2%	9.1%
% of FP17s Relating to Free Repair or Replacements	0	664	0.0%	0.9%	1.0%	0.8%
% of FP17s Relating to Continuations	0	664	0.0%	1.1%	1.2%	1.1%
% of Patients satisfied with the dentistry they have received	2	2	N/A	91.2%	91.6%	91.4%
% of Patients satisfied with the time they had to wait for an appointment	1	2	N/A	86.8%	88.1%	87.7%

* This is based on patients treated on this contract for their most recent course of treatment. Figures in italics indicate the base number of FP17s or Patient Questionnaire responses are less than 100. N/A is shown where the base number of responses is less than 10 during the period. % is calculated as Quantity/Base number*100

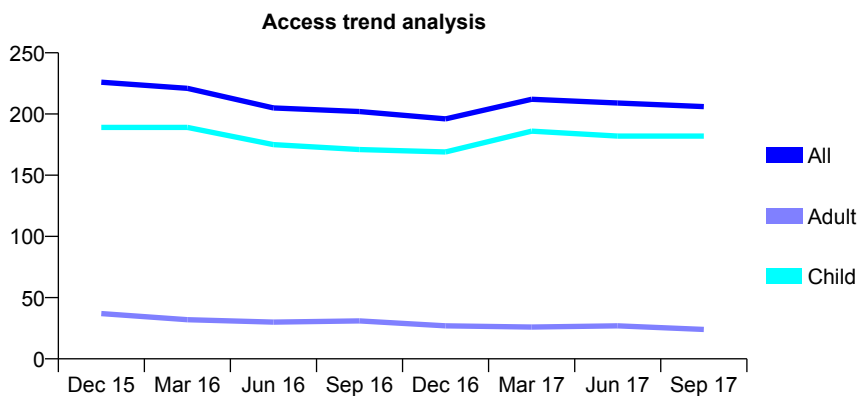
Q47 - Vital Signs At a Glance Contract Report for 731501/0001 - September 2017

Name or company name	MR MJ GLOVER
Contract type name	GDS Contract
Purpose of contract	General
Contract start date	01/04/2006
Contract end date	

17/18 Contracted general activity (UDA)	700
Carry forward general activity (UDA)	0
17/18 Contracted orthodontic activity (UOA)	0
Carry forward orthodontic activity (UOA)	0
Baseline contract value	£14,592.82

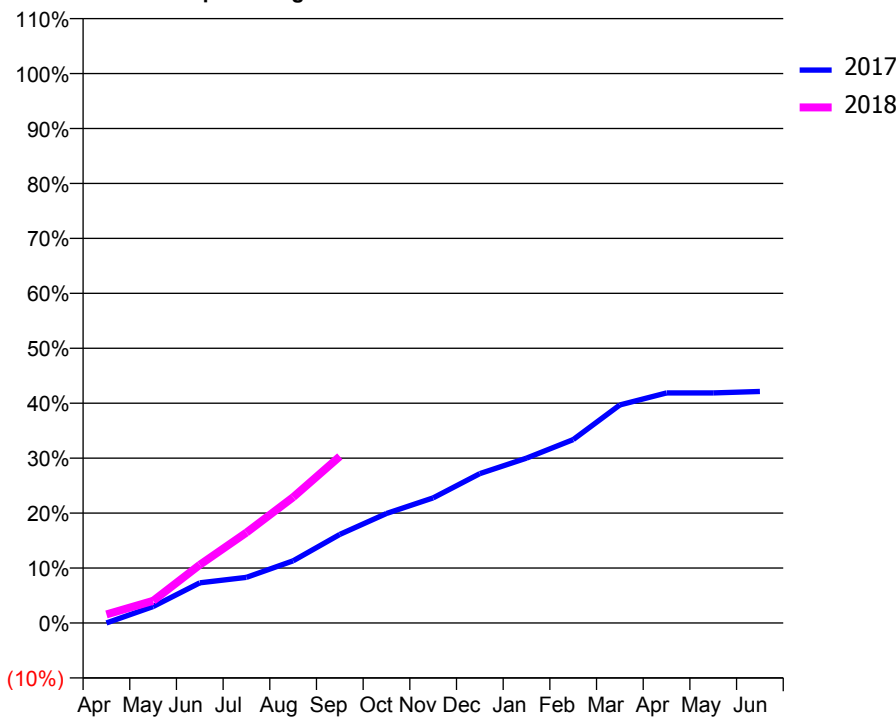
ACCESS*

Patients seen in 24 months	Total	Change since previous quarter
Quarter ending September 2016	202	
Quarter ending December 2016	196	↓
Quarter ending March 2017	212	↑
Quarter ending June 2017	209	↓
Quarter ending September 2017	206	↓
Variance since September 2016	2.0%	→



ACTIVITY

Cumulative percentage of contracted UDA delivered 2017 & 2018



Month	Adjusted Scheduled Activity (UDA)	
	2017	2018
April	0	11
May	33	28
June	80	74
July	91	115
August	124	160
September	177	212
October	219	
November	250	
December	299	
January	330	
February	367	
March	437	
April	461	
May	461	
June	464	

QUALITY

	Quantity	Base Number	Contract	AT	Region	England
% of FP17s for the same patient ID Re-attending within 3 months - Children	16	154	10.4%	13.8%	12.8%	11.9%
% of FP17s for the same patient ID Re-attending within 3 months - Adults	0	0	N/A	16.4%	16.5%	15.9%
% of FP17s for the same patient ID Re-attending between 3 & 9 months - Children	102	154	66.2%	57.5%	59.7%	58.1%
% of FP17s for the same patient ID Re-attending between 3 & 9 months - Adults	0	0	N/A	51.4%	53.0%	50.6%
% of FP17s for Band 1 Urgent Courses	1	133	0.8%	10.9%	9.2%	9.1%
% of FP17s Relating to Free Repair or Replacements	0	133	0.0%	0.9%	1.0%	0.8%
% of FP17s Relating to Continuations	0	133	0.0%	1.1%	1.2%	1.1%
% of Patients satisfied with the dentistry they have received	2	2	N/A	91.2%	91.6%	91.4%
% of Patients satisfied with the time they had to wait for an appointment	2	2	N/A	86.8%	88.1%	87.7%

* This is based on patients treated on this contract for their most recent course of treatment. Figures in italics indicate the base number of FP17s or Patient Questionnaire responses are less than 100. N/A is shown where the base number of responses is less than 10 during the period. % is calculated as Quantity/Base number*100

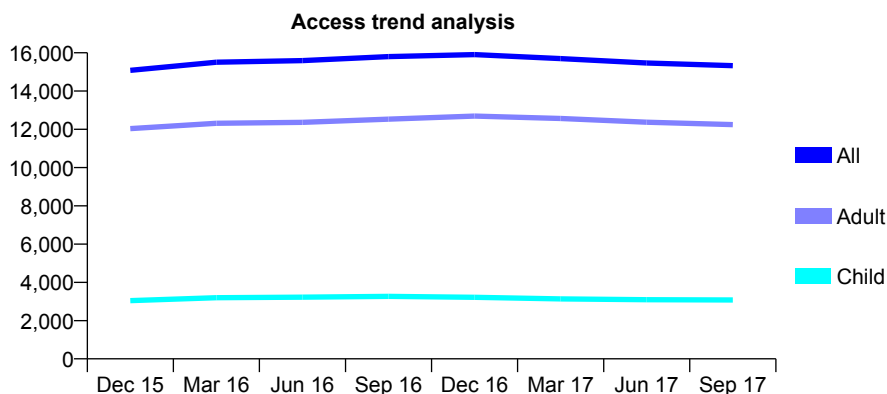
Q47 - Vital Signs At a Glance Contract Report for 732141/0001 - September 2017

Name or company name	Mr Martin Kenyon and Mr Peter Kenyon
Contract type name	GDS Contract
Purpose of contract	General
Contract start date	01/04/2006
Contract end date	

17/18 Contracted general activity (UDA)	45,968
Carry forward general activity (UDA)	0
17/18 Contracted orthodontic activity (UOA)	0
Carry forward orthodontic activity (UOA)	0
Baseline contract value	£1,680,217.84

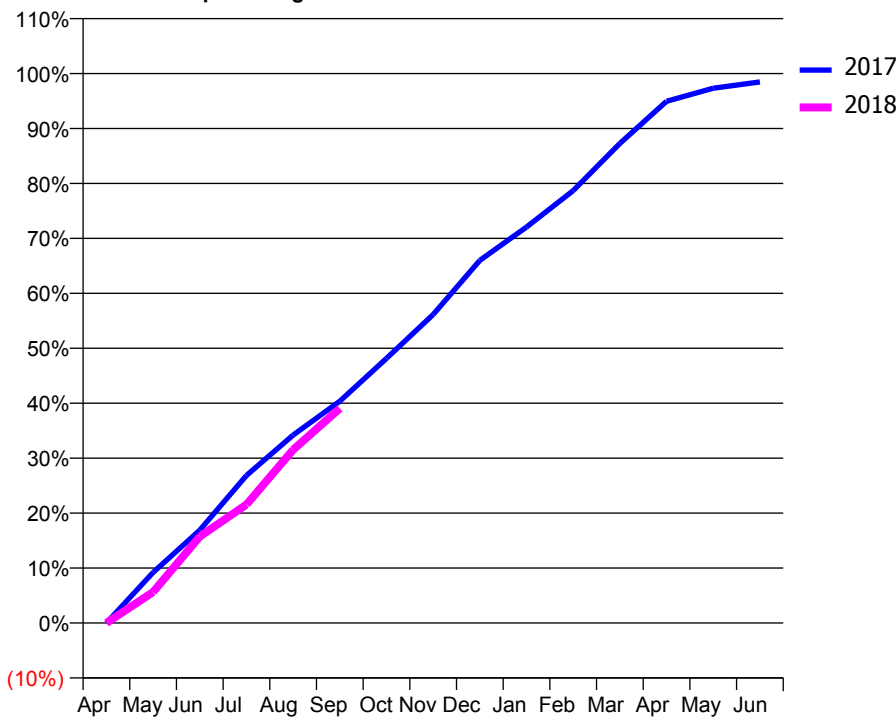
ACCESS*

Patients seen in 24 months	Total	Change since previous quarter
Quarter ending September 2016	15,801	
Quarter ending December 2016	15,905	→
Quarter ending March 2017	15,697	↓
Quarter ending June 2017	15,467	↓
Quarter ending September 2017	15,324	→
Variance since September 2016	(3.0%)	↓



ACTIVITY

Cumulative percentage of contracted UDA delivered 2017 & 2018



Month	Adjusted Scheduled Activity (UDA)	
	2017	2018
April	0	0
May	4,230	2,594
June	7,773	7,235
July	12,342	9,910
August	15,719	14,500
September	18,554	17,955
October	22,141	
November	25,810	
December	30,339	
January	33,125	
February	36,169	
March	40,122	
April	43,649	
May	44,736	
June	45,266	

QUALITY

	Quantity	Base Number	Contract	AT	Region	England
% of FP17s for the same patient ID Re-attending within 3 months - Children	158	2,332	6.8%	13.8%	12.8%	11.9%
% of FP17s for the same patient ID Re-attending within 3 months - Adults	860	7,724	11.1%	16.4%	16.5%	15.9%
% of FP17s for the same patient ID Re-attending between 3 & 9 months - Children	1,121	2,332	48.1%	57.5%	59.7%	58.1%
% of FP17s for the same patient ID Re-attending between 3 & 9 months - Adults	4,018	7,724	52.0%	51.4%	53.0%	50.6%
% of FP17s for Band 1 Urgent Courses	169	7,691	2.2%	10.9%	9.2%	9.1%
% of FP17s Relating to Free Repair or Replacements	19	7,691	0.2%	0.9%	1.0%	0.8%
% of FP17s Relating to Continuations	204	7,691	2.7%	1.1%	1.2%	1.1%
% of Patients satisfied with the dentistry they have received	53	62	85.5%	91.2%	91.6%	91.4%
% of Patients satisfied with the time they had to wait for an appointment	53	62	85.5%	86.8%	88.1%	87.7%

* This is based on patients treated on this contract for their most recent course of treatment. Figures in italics indicate the base number of FP17s or Patient Questionnaire responses are less than 100. N/A is shown where the base number of responses is less than 10 during the period. % is calculated as Quantity/Base number*100

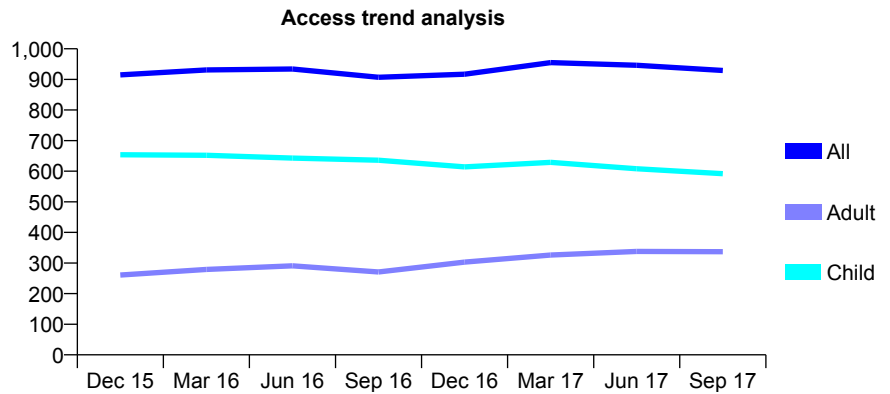
Q47 - Vital Signs At a Glance Contract Report for 736554/0001 - September 2017

Name or company name	MR NM GOODWIN
Contract type name	GDS Contract
Purpose of contract	General
Contract start date	01/04/2006
Contract end date	

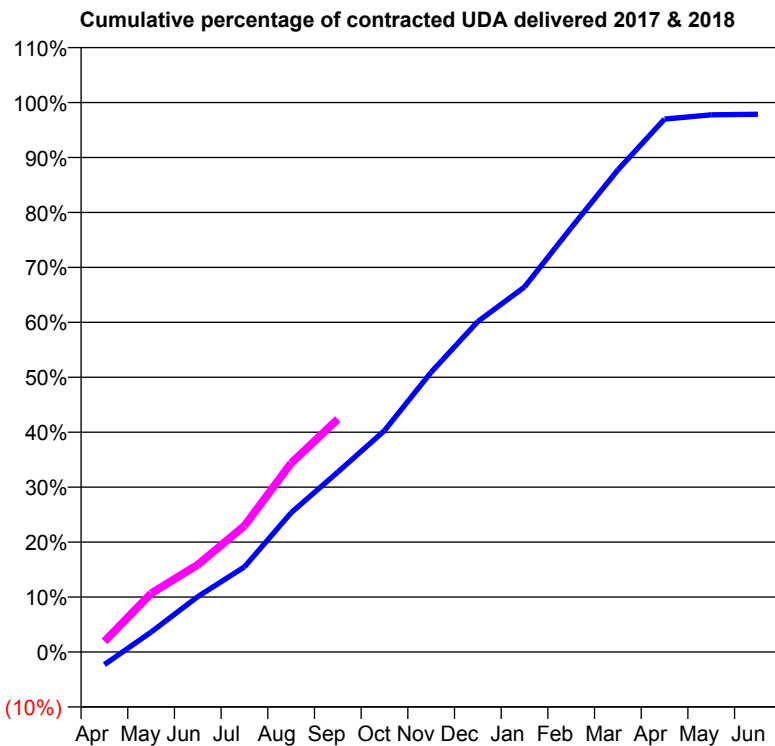
17/18 Contracted general activity (UDA)	3,000
Carry forward general activity (UDA)	64
17/18 Contracted orthodontic activity (UOA)	0
Carry forward orthodontic activity (UOA)	0
Baseline contract value	£71,613.28

ACCESS*

Patients seen in 24 months	Total	Change since previous quarter
Quarter ending September 2016	907	
Quarter ending December 2016	917	→
Quarter ending March 2017	955	↑
Quarter ending June 2017	946	→
Quarter ending September 2017	929	↓
Variance since September 2016	2.4%	↑



ACTIVITY



Month	Adjusted Scheduled Activity (UDA)	
	2017	2018
April	-69	58
May	109	320
June	303	477
July	465	689
August	761	1,031
September	982	1,271
October	1,209	
November	1,527	
December	1,805	
January	1,993	
February	2,316	
March	2,632	
April	2,910	
May	2,933	
June	2,936	

QUALITY

	Quantity	Base Number	Contract	AT	Region	England
% of FP17s for the same patient ID Re-attending within 3 months - Children	91	520	17.5%	13.8%	12.8%	11.9%
% of FP17s for the same patient ID Re-attending within 3 months - Adults	38	169	22.5%	16.4%	16.5%	15.9%
% of FP17s for the same patient ID Re-attending between 3 & 9 months - Children	293	520	56.3%	57.5%	59.7%	58.1%
% of FP17s for the same patient ID Re-attending between 3 & 9 months - Adults	60	169	35.5%	51.4%	53.0%	50.6%
% of FP17s for Band 1 Urgent Courses	37	612	6.0%	10.9%	9.2%	9.1%
% of FP17s Relating to Free Repair or Replacements	1	612	0.2%	0.9%	1.0%	0.8%
% of FP17s Relating to Continuations	0	612	0.0%	1.1%	1.2%	1.1%
% of Patients satisfied with the dentistry they have received	1	2	N/A	91.2%	91.6%	91.4%
% of Patients satisfied with the time they had to wait for an appointment	1	2	N/A	86.8%	88.1%	87.7%

* This is based on patients treated on this contract for their most recent course of treatment. Figures in italics indicate the base number of FP17s or Patient Questionnaire responses are less than 100. N/A is shown where the base number of responses is less than 10 during the period. % is calculated as Quantity/Base number*100

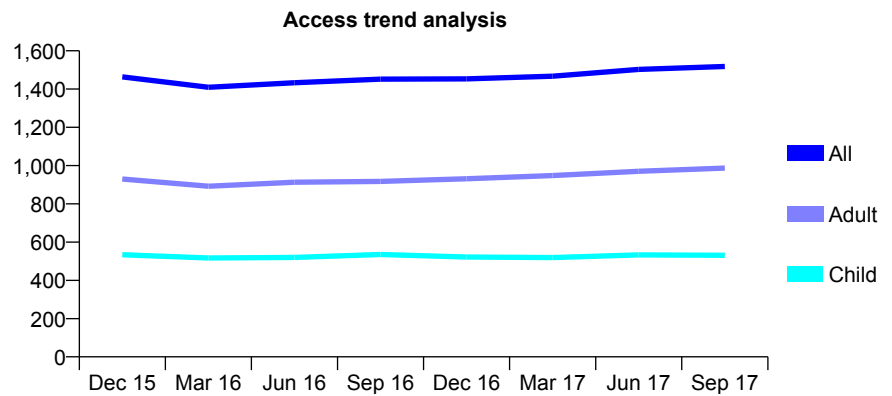
Q47 - Vital Signs At a Glance Contract Report for 739693/0001 - September 2017

Name or company name	MR JC LORD
Contract type name	GDS Contract
Purpose of contract	General
Contract start date	01/04/2006
Contract end date	

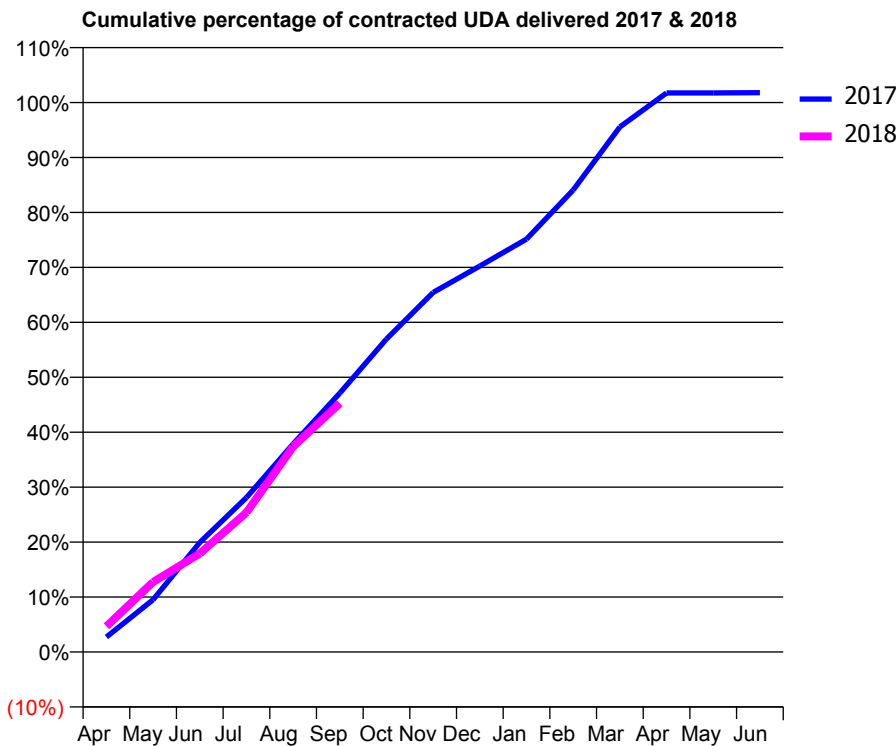
17/18 Contracted general activity (UDA)	1,760
Carry forward general activity (UDA)	-31
17/18 Contracted orthodontic activity (UOA)	0
Carry forward orthodontic activity (UOA)	0
Baseline contract value	£42,173.25

ACCESS*

Patients seen in 24 months	Total	Change since previous quarter
Quarter ending September 2016	1,452	
Quarter ending December 2016	1,453	→
Quarter ending March 2017	1,467	→
Quarter ending June 2017	1,503	↑
Quarter ending September 2017	1,518	→
Variance since September 2016	4.5%	↑



ACTIVITY



Month	Adjusted Scheduled Activity (UDA)	
	2017	2018
April	48	82
May	168	225
June	351	316
July	495	447
August	666	658
September	829	797
October	1,003	
November	1,152	
December	1,236	
January	1,323	
February	1,480	
March	1,682	
April	1,790	
May	1,790	
June	1,791	

QUALITY

	Quantity	Base Number	Contract	AT	Region	England
% of FP17s for the same patient ID Re-attending within 3 months - Children	15	355	4.2%	13.8%	12.8%	11.9%
% of FP17s for the same patient ID Re-attending within 3 months - Adults	81	661	12.3%	16.4%	16.5%	15.9%
% of FP17s for the same patient ID Re-attending between 3 & 9 months - Children	122	355	34.4%	57.5%	59.7%	58.1%
% of FP17s for the same patient ID Re-attending between 3 & 9 months - Adults	299	661	45.2%	51.4%	53.0%	50.6%
% of FP17s for Band 1 Urgent Courses	28	462	6.1%	10.9%	9.2%	9.1%
% of FP17s Relating to Free Repair or Replacements	0	462	0.0%	0.9%	1.0%	0.8%
% of FP17s Relating to Continuations	3	462	0.6%	1.1%	1.2%	1.1%
% of Patients satisfied with the dentistry they have received	0	0	N/A	91.2%	91.6%	91.4%
% of Patients satisfied with the time they had to wait for an appointment	0	0	N/A	86.8%	88.1%	87.7%

* This is based on patients treated on this contract for their most recent course of treatment. Figures in italics indicate the base number of FP17s or Patient Questionnaire responses are less than 100. N/A is shown where the base number of responses is less than 10 during the period. % is calculated as Quantity/Base number*100

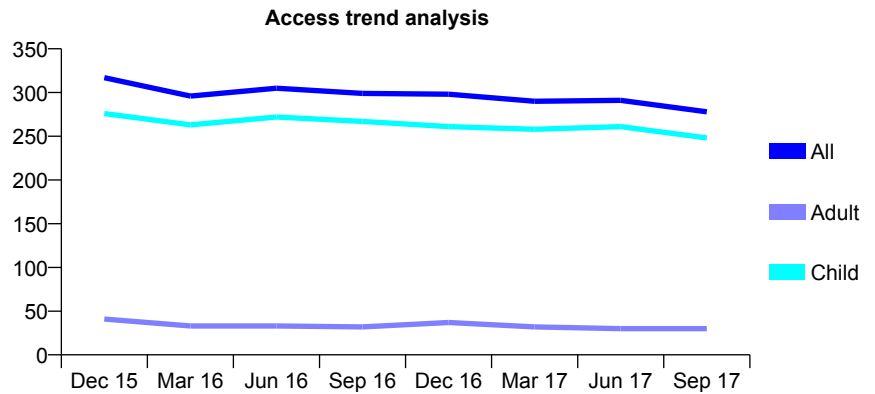
Q47 - Vital Signs At a Glance Contract Report for 740756/0002 - September 2017

Name or company name	MR MP COYLE
Contract type name	GDS Contract
Purpose of contract	General
Contract start date	01/04/2012
Contract end date	

17/18 Contracted general activity (UDA)	1,400
Carry forward general activity (UDA)	0
17/18 Contracted orthodontic activity (UOA)	0
Carry forward orthodontic activity (UOA)	0
Baseline contract value	£32,086.35

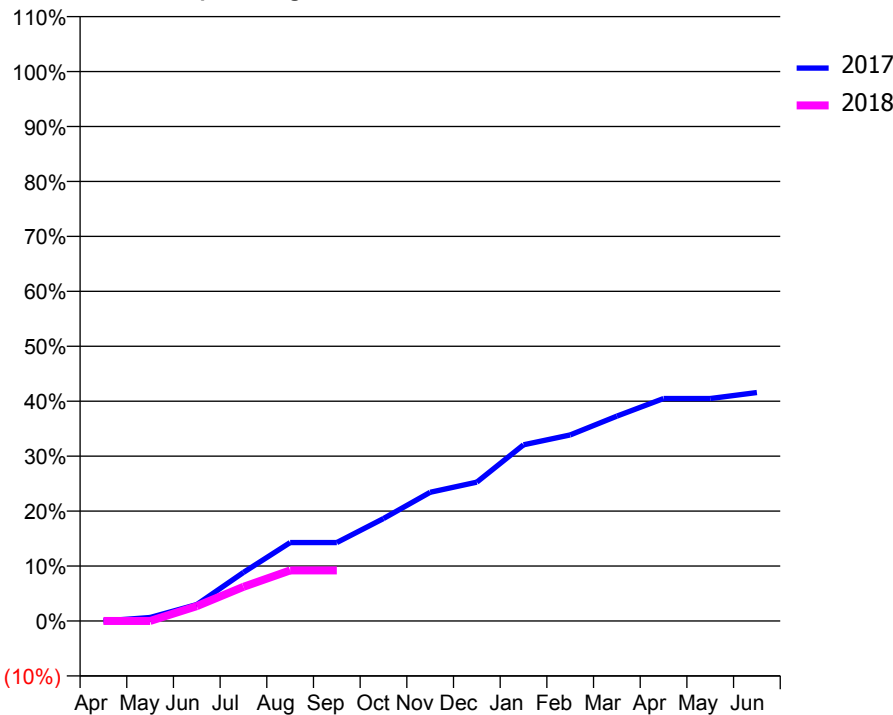
ACCESS*

Patients seen in 24 months	Total	Change since previous quarter
Quarter ending September 2016	299	
Quarter ending December 2016	298	→
Quarter ending March 2017	290	↓
Quarter ending June 2017	291	→
Quarter ending September 2017	278	↓
Variance since September 2016	(7.0%)	↓



ACTIVITY

Cumulative percentage of contracted UDA delivered 2017 & 2018



Month	Adjusted Scheduled Activity (UDA)	
	2017	2018
April	0	0
May	9	0
June	42	38
July	124	87
August	200	129
September	200	129
October	261	
November	328	
December	354	
January	449	
February	474	
March	522	
April	567	
May	567	
June	582	

QUALITY

	Quantity	Base Number	Contract	AT	Region	England
% of FP17s for the same patient ID Re-attending within 3 months - Children	5	114	4.4%	13.8%	12.8%	11.9%
% of FP17s for the same patient ID Re-attending within 3 months - Adults	0	1	0.0%	16.4%	16.5%	15.9%
% of FP17s for the same patient ID Re-attending between 3 & 9 months - Children	50	114	43.9%	57.5%	59.7%	58.1%
% of FP17s for the same patient ID Re-attending between 3 & 9 months - Adults	1	1	100.0%	51.4%	53.0%	50.6%
% of FP17s for Band 1 Urgent Courses	0	82	0.0%	10.9%	9.2%	9.1%
% of FP17s Relating to Free Repair or Replacements	0	82	0.0%	0.9%	1.0%	0.8%
% of FP17s Relating to Continuations	0	82	0.0%	1.1%	1.2%	1.1%
% of Patients satisfied with the dentistry they have received	0	1	N/A	91.2%	91.6%	91.4%
% of Patients satisfied with the time they had to wait for an appointment	0	1	N/A	86.8%	88.1%	87.7%

* This is based on patients treated on this contract for their most recent course of treatment. Figures in italics indicate the base number of FP17s or Patient Questionnaire responses are less than 100. N/A is shown where the base number of responses is less than 10 during the period. % is calculated as Quantity/Base number*100

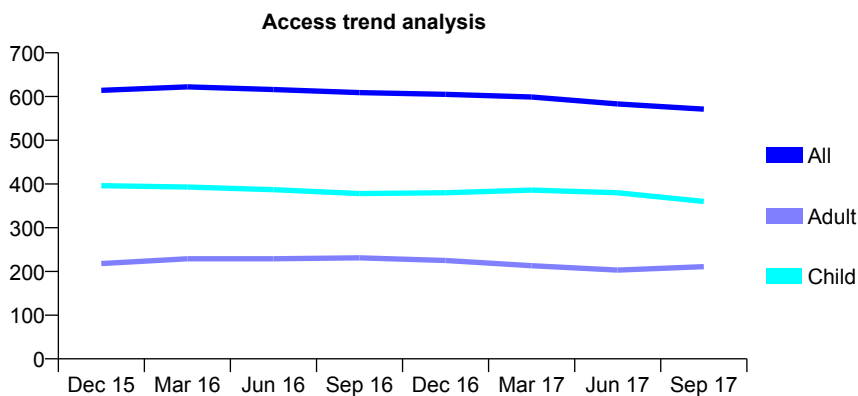
Q47 - Vital Signs At a Glance Contract Report for 741493/0001 - September 2017

Name or company name	MISS IE GOTT
Contract type name	GDS Contract
Purpose of contract	General
Contract start date	01/04/2006
Contract end date	

17/18 Contracted general activity (UDA)	1,370
Carry forward general activity (UDA)	0
17/18 Contracted orthodontic activity (UOA)	0
Carry forward orthodontic activity (UOA)	0
Baseline contract value	£29,083.73

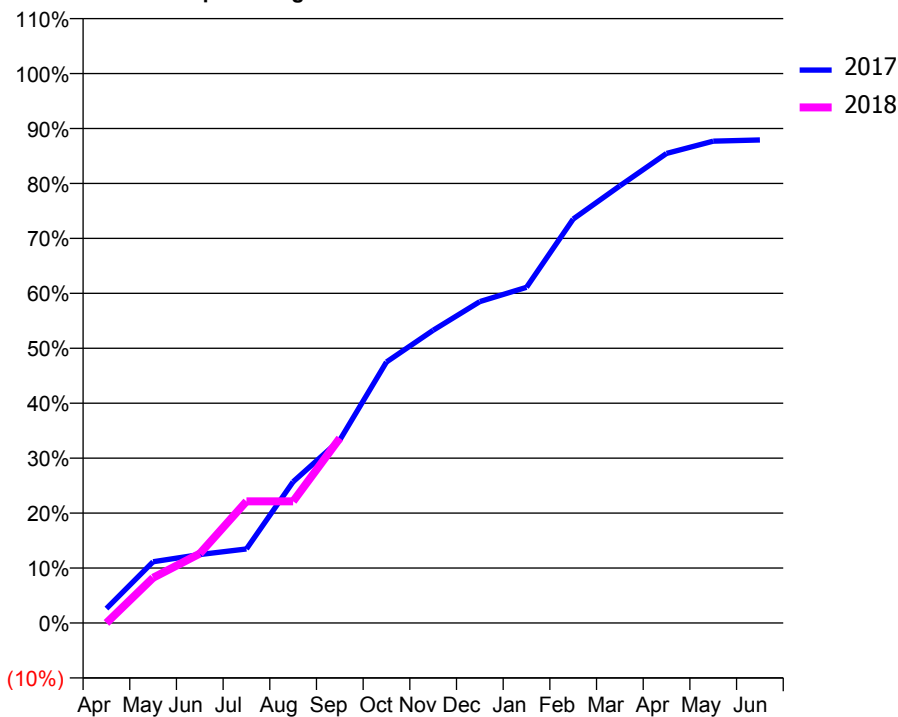
ACCESS*

Patients seen in 24 months	Total	Change since previous quarter
Quarter ending September 2016	609	
Quarter ending December 2016	605	→
Quarter ending March 2017	599	→
Quarter ending June 2017	583	↓
Quarter ending September 2017	571	↓
Variance since September 2016	(6.2%)	↓



ACTIVITY

Cumulative percentage of contracted UDA delivered 2017 & 2018



Adjusted Scheduled Activity (UDA)

Month	2017	2018
April	36	0
May	153	113
June	171	173
July	185	303
August	352	303
September	456	461
October	651	
November	730	
December	801	
January	837	
February	1,007	
March	1,090	
April	1,171	
May	1,201	
June	1,204	

QUALITY

	Quantity	Base Number	Contract	AT	Region	England
% of FP17s for the same patient ID Re-attending within 3 months - Children	20	244	8.2%	13.8%	12.8%	11.9%
% of FP17s for the same patient ID Re-attending within 3 months - Adults	21	95	22.1%	16.4%	16.5%	15.9%
% of FP17s for the same patient ID Re-attending between 3 & 9 months - Children	126	244	51.6%	57.5%	59.7%	58.1%
% of FP17s for the same patient ID Re-attending between 3 & 9 months - Adults	29	95	30.5%	51.4%	53.0%	50.6%
% of FP17s for Band 1 Urgent Courses	11	276	4.0%	10.9%	9.2%	9.1%
% of FP17s Relating to Free Repair or Replacements	1	276	0.4%	0.9%	1.0%	0.8%
% of FP17s Relating to Continuations	0	276	0.0%	1.1%	1.2%	1.1%
% of Patients satisfied with the dentistry they have received	0	0	N/A	91.2%	91.6%	91.4%
% of Patients satisfied with the time they had to wait for an appointment	0	0	N/A	86.8%	88.1%	87.7%

* This is based on patients treated on this contract for their most recent course of treatment. Figures in italics indicate the base number of FP17s or Patient Questionnaire responses are less than 100. N/A is shown where the base number of responses is less than 10 during the period. % is calculated as Quantity/Base number*100

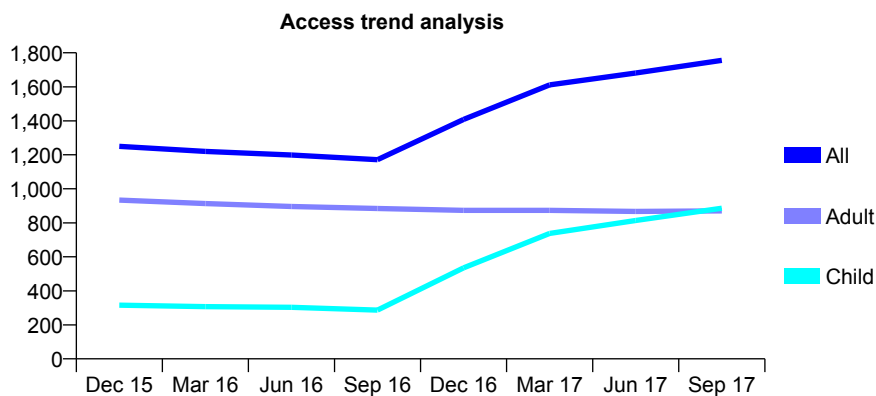
Q47 - Vital Signs At a Glance Contract Report for 743313/0002 - September 2017

Name or company name	Mr David Melia and Mr Christopher Reid
Contract type name	GDS Contract
Purpose of contract	General
Contract start date	15/06/2013
Contract end date	

17/18 Contracted general activity (UDA)	3,246
Carry forward general activity (UDA)	0
17/18 Contracted orthodontic activity (UOA)	0
Carry forward orthodontic activity (UOA)	0
Baseline contract value	£75,189.51

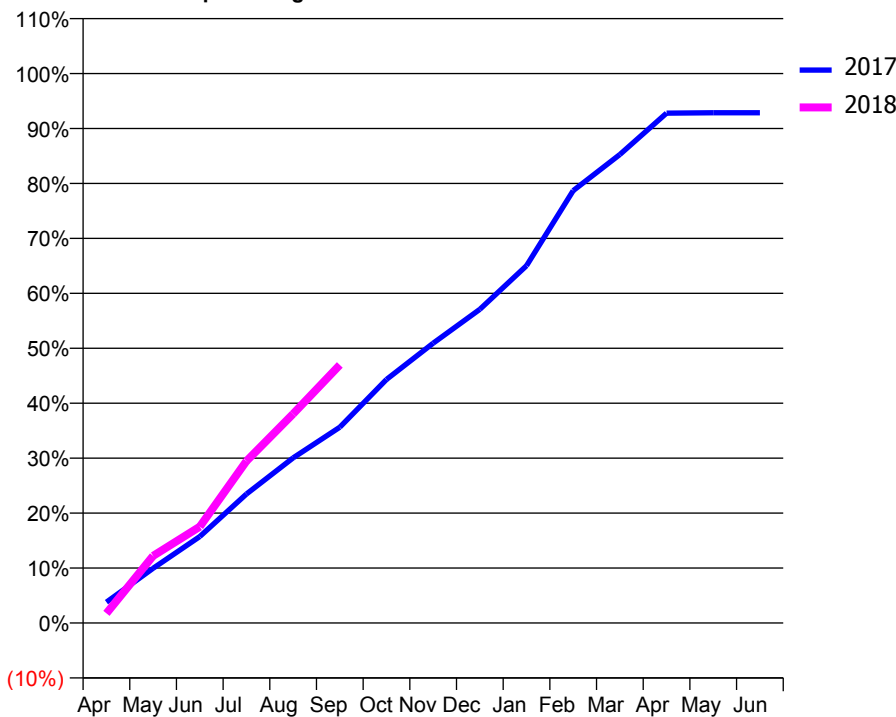
ACCESS*

Patients seen in 24 months	Total	Change since previous quarter
Quarter ending September 2016	1,171	
Quarter ending December 2016	1,408	↑
Quarter ending March 2017	1,611	↑
Quarter ending June 2017	1,681	↑
Quarter ending September 2017	1,756	↑
Variance since September 2016	50.0%	↑



ACTIVITY

Cumulative percentage of contracted UDA delivered 2017 & 2018



Month	Adjusted Scheduled Activity (UDA)	
	2017	2018
April	124	57
May	323	397
June	511	569
July	762	957
August	975	1,235
September	1,156	1,525
October	1,439	
November	1,653	
December	1,853	
January	2,111	
February	2,554	
March	2,768	
April	3,011	
May	3,014	
June	3,014	

QUALITY

	Quantity	Base Number	Contract	AT	Region	England
% of FP17s for the same patient ID Re-attending within 3 months - Children	31	595	5.2%	13.8%	12.8%	11.9%
% of FP17s for the same patient ID Re-attending within 3 months - Adults	43	487	8.8%	16.4%	16.5%	15.9%
% of FP17s for the same patient ID Re-attending between 3 & 9 months - Children	244	595	41.0%	57.5%	59.7%	58.1%
% of FP17s for the same patient ID Re-attending between 3 & 9 months - Adults	222	487	45.6%	51.4%	53.0%	50.6%
% of FP17s for Band 1 Urgent Courses	54	961	5.6%	10.9%	9.2%	9.1%
% of FP17s Relating to Free Repair or Replacements	4	961	0.4%	0.9%	1.0%	0.8%
% of FP17s Relating to Continuations	1	961	0.1%	1.1%	1.2%	1.1%
% of Patients satisfied with the dentistry they have received	1	1	N/A	91.2%	91.6%	91.4%
% of Patients satisfied with the time they had to wait for an appointment	1	1	N/A	86.8%	88.1%	87.7%

* This is based on patients treated on this contract for their most recent course of treatment. Figures in italics indicate the base number of FP17s or Patient Questionnaire responses are less than 100. N/A is shown where the base number of responses is less than 10 during the period. % is calculated as Quantity/Base number*100

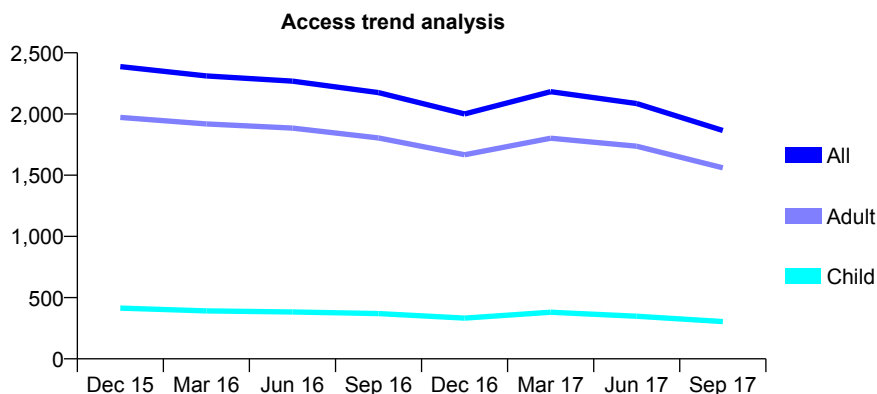
Q47 - Vital Signs At a Glance Contract Report for 748501/0001 - September 2017

Name or company name	Miss K Mayle and Mr J Tidswell
Contract type name	GDS Contract
Purpose of contract	General
Contract start date	01/04/2006
Contract end date	

17/18 Contracted general activity (UDA)	6,998
Carry forward general activity (UDA)	0
17/18 Contracted orthodontic activity (UOA)	0
Carry forward orthodontic activity (UOA)	0
Baseline contract value	£163,188.80

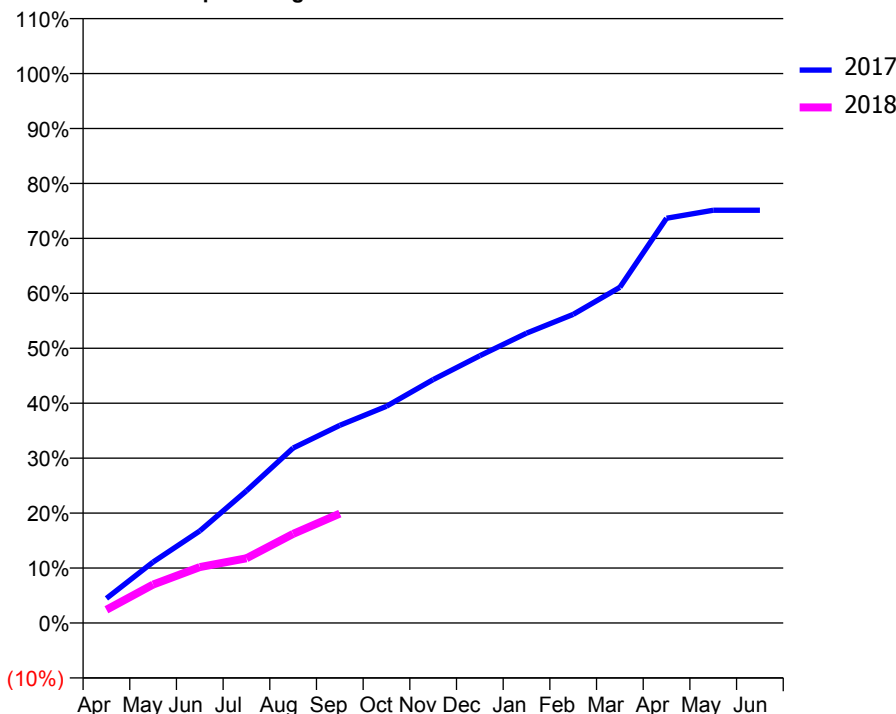
ACCESS*

Patients seen in 24 months	Total	Change since previous quarter
Quarter ending September 2016	2,175	
Quarter ending December 2016	2,000	↓
Quarter ending March 2017	2,183	↑
Quarter ending June 2017	2,085	↓
Quarter ending September 2017	1,865	↓
Variance since September 2016	(14.3%)	↓



ACTIVITY

Cumulative percentage of contracted UDA delivered 2017 & 2018



Month	Adjusted Scheduled Activity (UDA)	
	2017	2018
April	313	169
May	778	490
June	1,172	713
July	1,684	824
August	2,228	1,134
September	2,517	1,393
October	2,761	
November	3,101	
December	3,405	
January	3,691	
February	3,930	
March	4,275	
April	5,155	
May	5,257	
June	5,257	

QUALITY

	Quantity	Base Number	Contract	AT	Region	England
% of FP17s for the same patient ID Re-attending within 3 months - Children	7	237	3.0%	13.8%	12.8%	11.9%
% of FP17s for the same patient ID Re-attending within 3 months - Adults	69	1,126	6.1%	16.4%	16.5%	15.9%
% of FP17s for the same patient ID Re-attending between 3 & 9 months - Children	53	237	22.4%	57.5%	59.7%	58.1%
% of FP17s for the same patient ID Re-attending between 3 & 9 months - Adults	309	1,126	27.4%	51.4%	53.0%	50.6%
% of FP17s for Band 1 Urgent Courses	35	800	4.4%	10.9%	9.2%	9.1%
% of FP17s Relating to Free Repair or Replacements	6	800	0.8%	0.9%	1.0%	0.8%
% of FP17s Relating to Continuations	14	800	1.8%	1.1%	1.2%	1.1%
% of Patients satisfied with the dentistry they have received	3	3	N/A	91.2%	91.6%	91.4%
% of Patients satisfied with the time they had to wait for an appointment	3	3	N/A	86.8%	88.1%	87.7%

* This is based on patients treated on this contract for their most recent course of treatment. Figures in italics indicate the base number of FP17s or Patient Questionnaire responses are less than 100. N/A is shown where the base number of responses is less than 10 during the period. % is calculated as Quantity/Base number*100

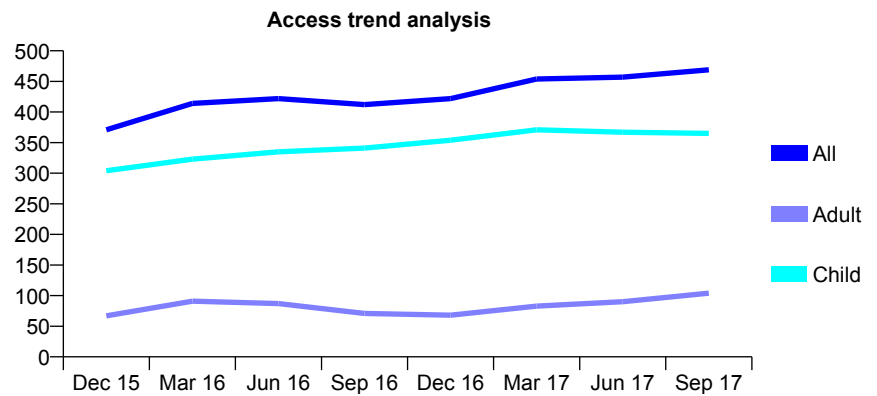
Q47 - Vital Signs At a Glance Contract Report for 751650/0001 - September 2017

Name or company name	MISS ST KHAN
Contract type name	GDS Contract
Purpose of contract	General
Contract start date	01/07/2010
Contract end date	

17/18 Contracted general activity (UDA)	1,235
Carry forward general activity (UDA)	26
17/18 Contracted orthodontic activity (UOA)	0
Carry forward orthodontic activity (UOA)	0
Baseline contract value	£29,635.91

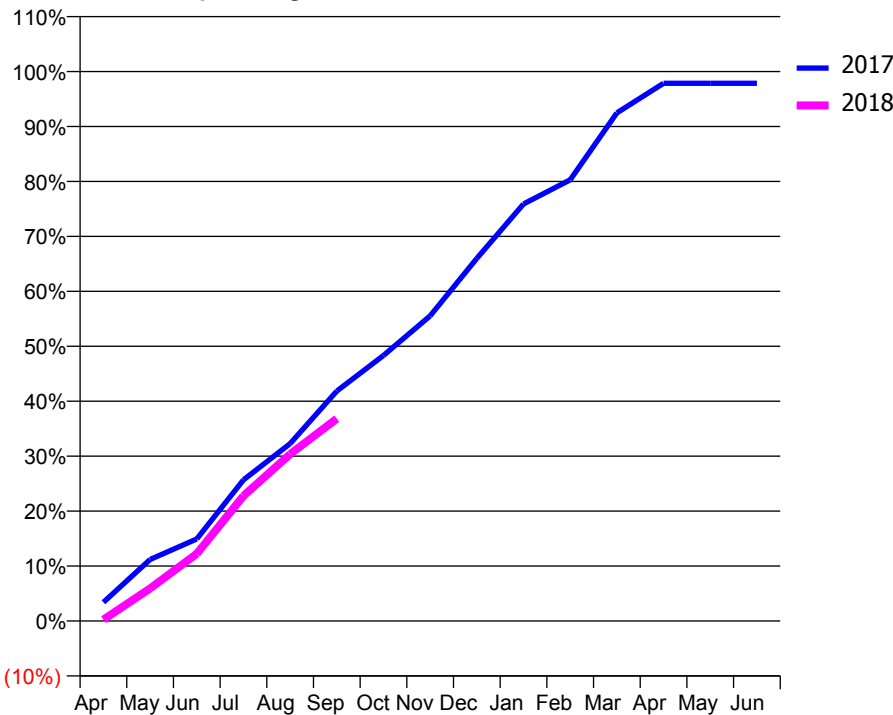
ACCESS*

Patients seen in 24 months	Total	Change since previous quarter
Quarter ending September 2016	412	
Quarter ending December 2016	422	↑
Quarter ending March 2017	454	↑
Quarter ending June 2017	457	→
Quarter ending September 2017	469	↑
Variance since September 2016	13.8%	↑



ACTIVITY

Cumulative percentage of contracted UDA delivered 2017 & 2018



Month	Adjusted Scheduled Activity (UDA)	
	2017	2018
April	42	3
May	138	73
June	185	151
July	317	281
August	399	375
September	517	455
October	597	
November	686	
December	815	
January	937	
February	992	
March	1,142	
April	1,209	
May	1,209	
June	1,209	

QUALITY

	Quantity	Base Number	Contract	AT	Region	England
% of FP17s for the same patient ID Re-attending within 3 months - Children	40	326	12.3%	13.8%	12.8%	11.9%
% of FP17s for the same patient ID Re-attending within 3 months - Adults	0	42	0.0%	16.4%	16.5%	15.9%
% of FP17s for the same patient ID Re-attending between 3 & 9 months - Children	236	326	72.4%	57.5%	59.7%	58.1%
% of FP17s for the same patient ID Re-attending between 3 & 9 months - Adults	3	42	7.1%	51.4%	53.0%	50.6%
% of FP17s for Band 1 Urgent Courses	9	338	2.7%	10.9%	9.2%	9.1%
% of FP17s Relating to Free Repair or Replacements	0	338	0.0%	0.9%	1.0%	0.8%
% of FP17s Relating to Continuations	0	338	0.0%	1.1%	1.2%	1.1%
% of Patients satisfied with the dentistry they have received	0	0	N/A	91.2%	91.6%	91.4%
% of Patients satisfied with the time they had to wait for an appointment	0	0	N/A	86.8%	88.1%	87.7%

* This is based on patients treated on this contract for their most recent course of treatment. Figures in italics indicate the base number of FP17s or Patient Questionnaire responses are less than 100. N/A is shown where the base number of responses is less than 10 during the period. % is calculated as Quantity/Base number*100

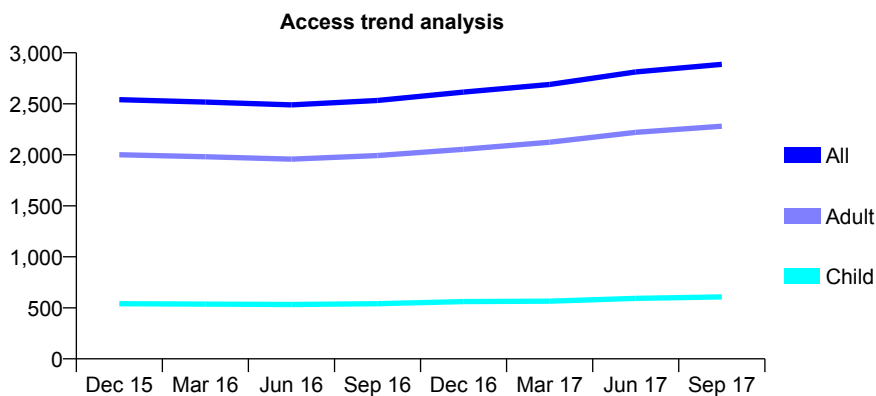
Q47 - Vital Signs At a Glance Contract Report for 751650/0002 - September 2017

Name or company name	MISS ST KHAN
Contract type name	GDS Contract
Purpose of contract	General
Contract start date	01/08/2010
Contract end date	

17/18 Contracted general activity (UDA)	9,458
Carry forward general activity (UDA)	0
17/18 Contracted orthodontic activity (UOA)	0
Carry forward orthodontic activity (UOA)	0
Baseline contract value	£235,118.74

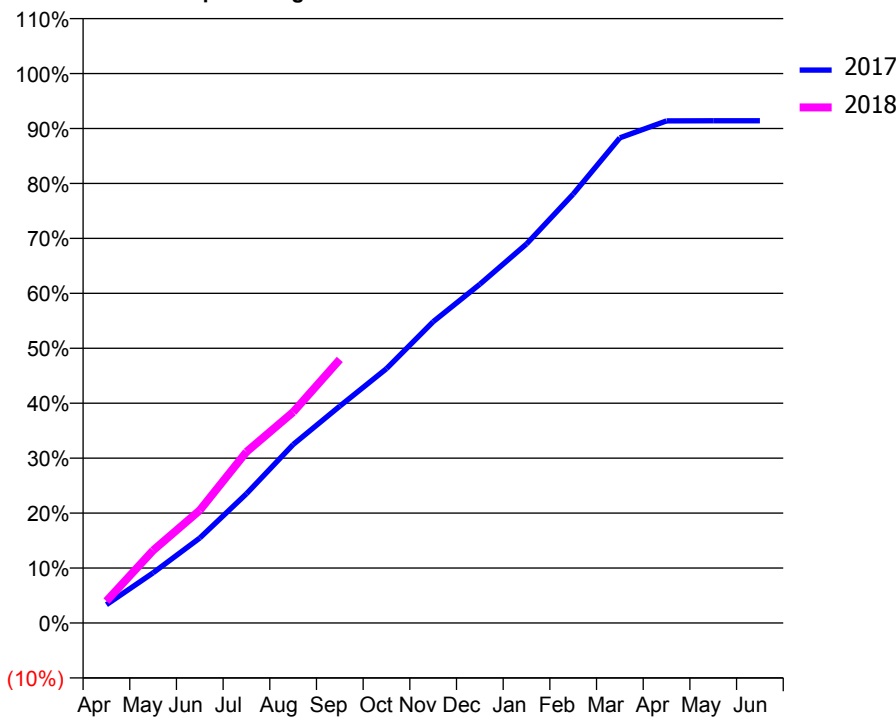
ACCESS*

Patients seen in 24 months	Total	Change since previous quarter
Quarter ending September 2016	2,533	
Quarter ending December 2016	2,615	↑
Quarter ending March 2017	2,689	↑
Quarter ending June 2017	2,813	↑
Quarter ending September 2017	2,887	↑
Variance since September 2016	14.0%	↑



ACTIVITY

Cumulative percentage of contracted UDA delivered 2017 & 2018



Month	Adjusted Scheduled Activity (UDA)	
	2017	2018
April	315	378
May	864	1,249
June	1,463	1,940
July	2,224	2,945
August	3,071	3,629
September	3,733	4,535
October	4,378	
November	5,186	
December	5,830	
January	6,524	
February	7,383	
March	8,350	
April	8,643	
May	8,645	
June	8,645	

QUALITY

	Quantity	Base Number	Contract	AT	Region	England
% of FP17s for the same patient ID Re-attending within 3 months - Children	98	537	18.2%	13.8%	12.8%	11.9%
% of FP17s for the same patient ID Re-attending within 3 months - Adults	291	1,976	14.7%	16.4%	16.5%	15.9%
% of FP17s for the same patient ID Re-attending between 3 & 9 months - Children	300	537	55.9%	57.5%	59.7%	58.1%
% of FP17s for the same patient ID Re-attending between 3 & 9 months - Adults	1,180	1,976	59.7%	51.4%	53.0%	50.6%
% of FP17s for Band 1 Urgent Courses	112	2,353	4.8%	10.9%	9.2%	9.1%
% of FP17s Relating to Free Repair or Replacements	27	2,353	1.1%	0.9%	1.0%	0.8%
% of FP17s Relating to Continuations	4	2,353	0.2%	1.1%	1.2%	1.1%
% of Patients satisfied with the dentistry they have received	12	12	100.0%	91.2%	91.6%	91.4%
% of Patients satisfied with the time they had to wait for an appointment	11	12	91.7%	86.8%	88.1%	87.7%

* This is based on patients treated on this contract for their most recent course of treatment. Figures in italics indicate the base number of FP17s or Patient Questionnaire responses are less than 100. N/A is shown where the base number of responses is less than 10 during the period. % is calculated as Quantity/Base number*100

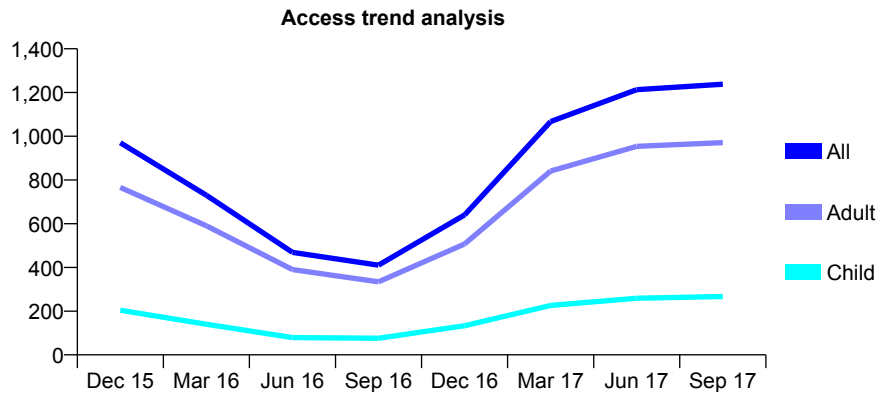
Q47 - Vital Signs At a Glance Contract Report for 752398/0002 - September 2017

Name or company name	MISS KE MAYLE
Contract type name	GDS Contract
Purpose of contract	General
Contract start date	01/04/2006
Contract end date	

17/18 Contracted general activity (UDA)	2,409
Carry forward general activity (UDA)	0
17/18 Contracted orthodontic activity (UOA)	0
Carry forward orthodontic activity (UOA)	0
Baseline contract value	£54,310.55

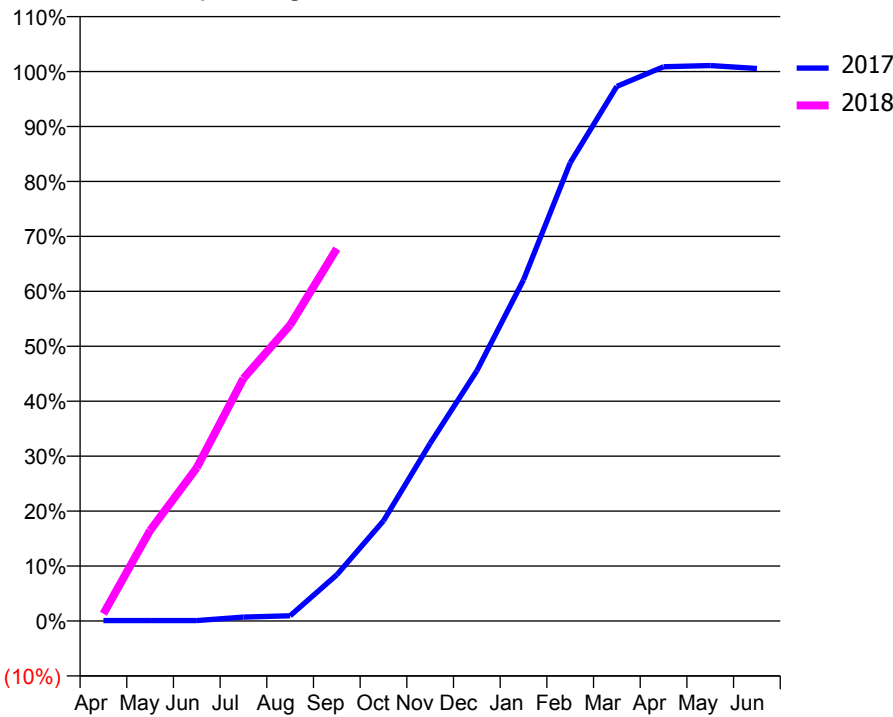
ACCESS*

Patients seen in 24 months	Total	Change since previous quarter
Quarter ending September 2016	410	
Quarter ending December 2016	640	↑
Quarter ending March 2017	1,067	↑
Quarter ending June 2017	1,213	↑
Quarter ending September 2017	1,238	↑
Variance since September 2016	202.0%	↑



ACTIVITY

Cumulative percentage of contracted UDA delivered 2017 & 2018



Month	Adjusted Scheduled Activity (UDA)	
	2017	2018
April	2	32
May	2	397
June	2	672
July	17	1,064
August	23	1,297
September	202	1,632
October	439	
November	779	
December	1,097	
January	1,496	
February	2,009	
March	2,344	
April	2,430	
May	2,435	
June	2,422	

QUALITY

	Quantity	Base Number	Contract	AT	Region	England
% of FP17s for the same patient ID Re-attending within 3 months - Children	14	191	7.3%	13.8%	12.8%	11.9%
% of FP17s for the same patient ID Re-attending within 3 months - Adults	45	624	7.2%	16.4%	16.5%	15.9%
% of FP17s for the same patient ID Re-attending between 3 & 9 months - Children	64	191	33.5%	57.5%	59.7%	58.1%
% of FP17s for the same patient ID Re-attending between 3 & 9 months - Adults	187	624	30.0%	51.4%	53.0%	50.6%
% of FP17s for Band 1 Urgent Courses	61	760	8.0%	10.9%	9.2%	9.1%
% of FP17s Relating to Free Repair or Replacements	8	760	1.1%	0.9%	1.0%	0.8%
% of FP17s Relating to Continuations	12	760	1.6%	1.1%	1.2%	1.1%
% of Patients satisfied with the dentistry they have received	2	2	N/A	91.2%	91.6%	91.4%
% of Patients satisfied with the time they had to wait for an appointment	2	2	N/A	86.8%	88.1%	87.7%

* This is based on patients treated on this contract for their most recent course of treatment. Figures in italics indicate the base number of FP17s or Patient Questionnaire responses are less than 100. N/A is shown where the base number of responses is less than 10 during the period. % is calculated as Quantity/Base number*100

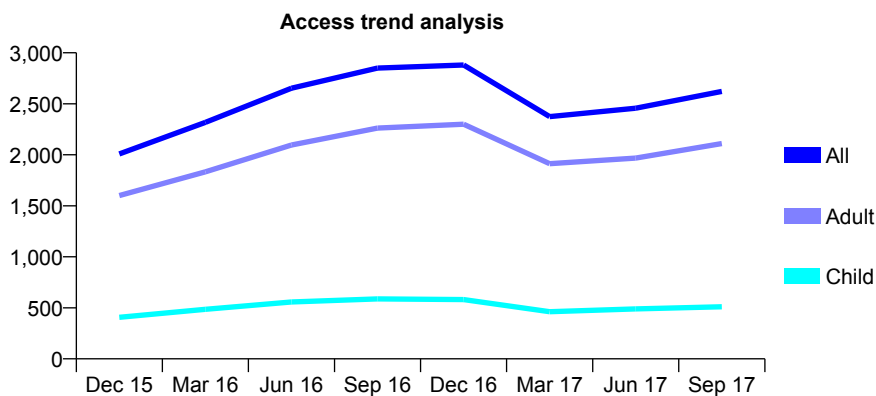
Q47 - Vital Signs At a Glance Contract Report for 752398/0003 - September 2017

Name or company name	MISS KE MAYLE
Contract type name	GDS Contract
Purpose of contract	General
Contract start date	31/08/2011
Contract end date	

17/18 Contracted general activity (UDA)	4,800
Carry forward general activity (UDA)	33
17/18 Contracted orthodontic activity (UOA)	0
Carry forward orthodontic activity (UOA)	0
Baseline contract value	£127,786.45

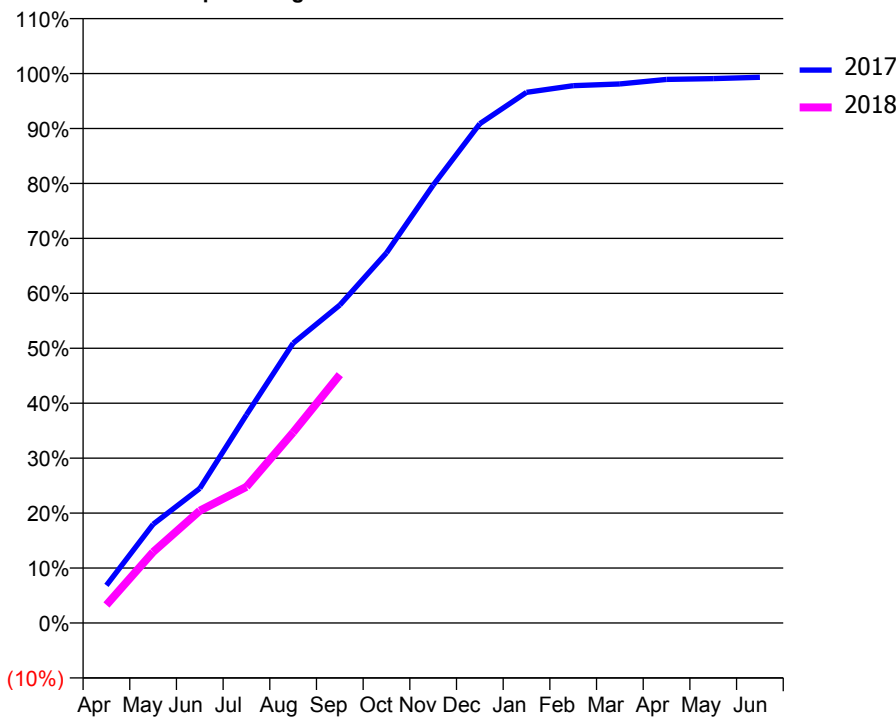
ACCESS*

Patients seen in 24 months	Total	Change since previous quarter
Quarter ending September 2016	2,850	
Quarter ending December 2016	2,881	→
Quarter ending March 2017	2,375	↓
Quarter ending June 2017	2,457	↑
Quarter ending September 2017	2,621	↑
Variance since September 2016	(8.0%)	↓



ACTIVITY

Cumulative percentage of contracted UDA delivered 2017 & 2018



Month	Adjusted Scheduled Activity (UDA)	
	2017	2018
April	329	158
May	863	621
June	1,176	982
July	1,819	1,190
August	2,445	1,665
September	2,777	2,170
October	3,232	
November	3,825	
December	4,361	
January	4,636	
February	4,694	
March	4,709	
April	4,748	
May	4,755	
June	4,767	

QUALITY

	Quantity	Base Number	Contract	AT	Region	England
% of FP17s for the same patient ID Re-attending within 3 months - Children	23	427	5.4%	13.8%	12.8%	11.9%
% of FP17s for the same patient ID Re-attending within 3 months - Adults	151	1,514	10.0%	16.4%	16.5%	15.9%
% of FP17s for the same patient ID Re-attending between 3 & 9 months - Children	156	427	36.5%	57.5%	59.7%	58.1%
% of FP17s for the same patient ID Re-attending between 3 & 9 months - Adults	421	1,514	27.8%	51.4%	53.0%	50.6%
% of FP17s for Band 1 Urgent Courses	103	1,306	7.9%	10.9%	9.2%	9.1%
% of FP17s Relating to Free Repair or Replacements	17	1,306	1.3%	0.9%	1.0%	0.8%
% of FP17s Relating to Continuations	15	1,306	1.1%	1.1%	1.2%	1.1%
% of Patients satisfied with the dentistry they have received	4	6	N/A	91.2%	91.6%	91.4%
% of Patients satisfied with the time they had to wait for an appointment	6	6	N/A	86.8%	88.1%	87.7%

* This is based on patients treated on this contract for their most recent course of treatment. Figures in italics indicate the base number of FP17s or Patient Questionnaire responses are less than 100. N/A is shown where the base number of responses is less than 10 during the period. % is calculated as Quantity/Base number*100

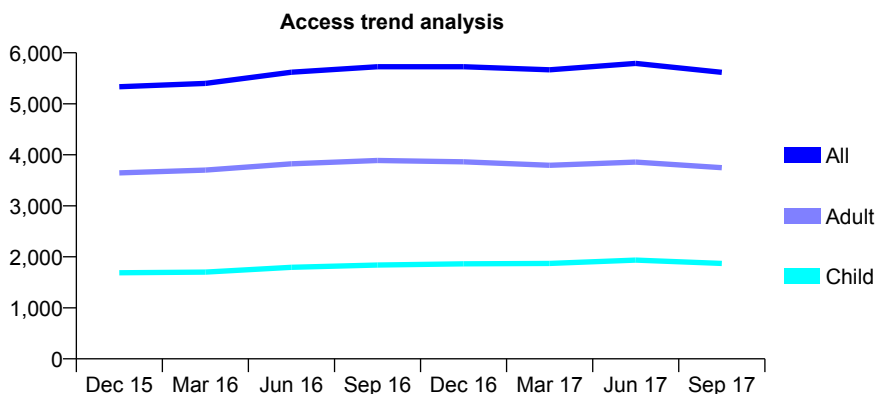
Q47 - Vital Signs At a Glance Contract Report for 755125/0003 - September 2017

Name or company name	MR AM MALIK
Contract type name	GDS Contract
Purpose of contract	General
Contract start date	01/04/2006
Contract end date	

17/18 Contracted general activity (UDA)	15,265
Carry forward general activity (UDA)	-202
17/18 Contracted orthodontic activity (UOA)	0
Carry forward orthodontic activity (UOA)	0
Baseline contract value	£401,397.30

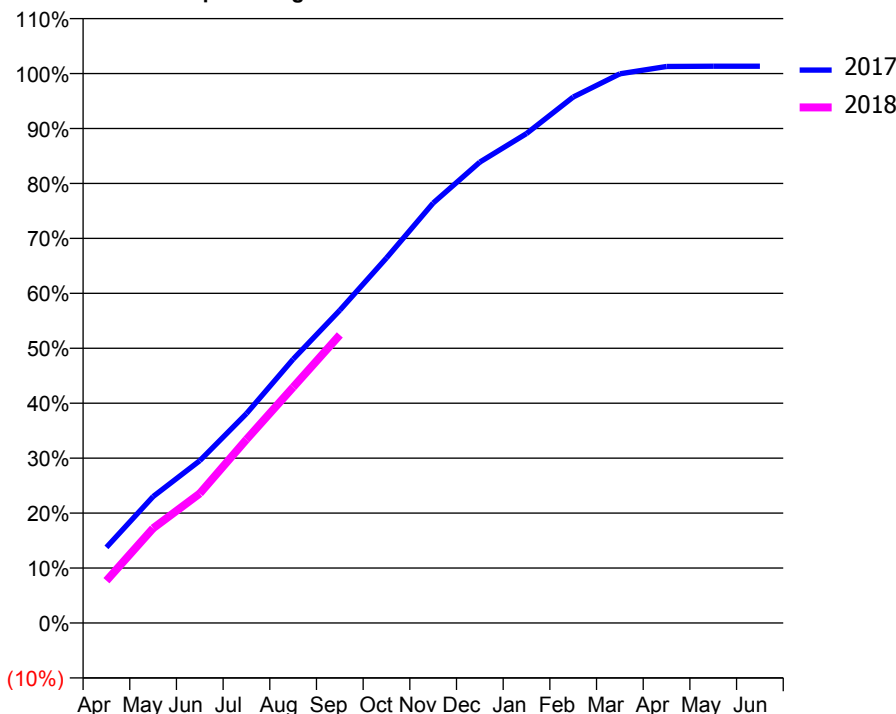
ACCESS*

Patients seen in 24 months	Total	Change since previous quarter
Quarter ending September 2016	5,728	
Quarter ending December 2016	5,727	→
Quarter ending March 2017	5,666	↓
Quarter ending June 2017	5,793	↑
Quarter ending September 2017	5,618	↓
Variance since September 2016	(1.9%)	↓



ACTIVITY

Cumulative percentage of contracted UDA delivered 2017 & 2018



Month	Adjusted Scheduled Activity (UDA)	
	2017	2018
April	2,101	1,176
May	3,513	2,630
June	4,509	3,599
July	5,817	5,101
August	7,330	6,552
September	8,688	8,002
October	10,140	
November	11,665	
December	12,804	
January	13,596	
February	14,612	
March	15,256	
April	15,460	
May	15,466	
June	15,467	

QUALITY

	Quantity	Base Number	Contract	AT	Region	England
% of FP17s for the same patient ID Re-attending within 3 months - Children	171	1,760	9.7%	13.8%	12.8%	11.9%
% of FP17s for the same patient ID Re-attending within 3 months - Adults	477	2,848	16.7%	16.4%	16.5%	15.9%
% of FP17s for the same patient ID Re-attending between 3 & 9 months - Children	861	1,760	48.9%	57.5%	59.7%	58.1%
% of FP17s for the same patient ID Re-attending between 3 & 9 months - Adults	1,297	2,848	45.5%	51.4%	53.0%	50.6%
% of FP17s for Band 1 Urgent Courses	407	3,745	10.9%	10.9%	9.2%	9.1%
% of FP17s Relating to Free Repair or Replacements	16	3,745	0.4%	0.9%	1.0%	0.8%
% of FP17s Relating to Continuations	13	3,745	0.3%	1.1%	1.2%	1.1%
% of Patients satisfied with the dentistry they have received	6	10	60.0%	91.2%	91.6%	91.4%
% of Patients satisfied with the time they had to wait for an appointment	5	10	50.0%	86.8%	88.1%	87.7%

* This is based on patients treated on this contract for their most recent course of treatment. Figures in italics indicate the base number of FP17s or Patient Questionnaire responses are less than 100. N/A is shown where the base number of responses is less than 10 during the period. % is calculated as Quantity/Base number*100

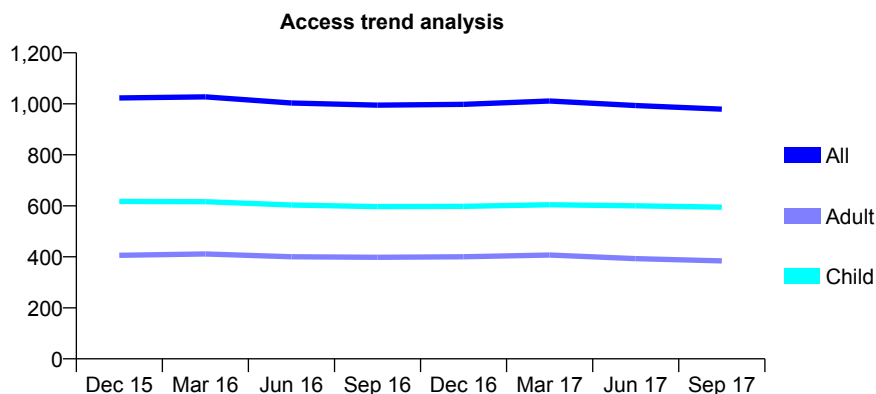
Q47 - Vital Signs At a Glance Contract Report for 75559/0001 - September 2017

Name or company name	MR SA DADABHAI
Contract type name	GDS Contract
Purpose of contract	General
Contract start date	01/04/2006
Contract end date	

17/18 Contracted general activity (UDA)	3,006
Carry forward general activity (UDA)	-43
17/18 Contracted orthodontic activity (UOA)	0
Carry forward orthodontic activity (UOA)	0
Baseline contract value	£76,559.36

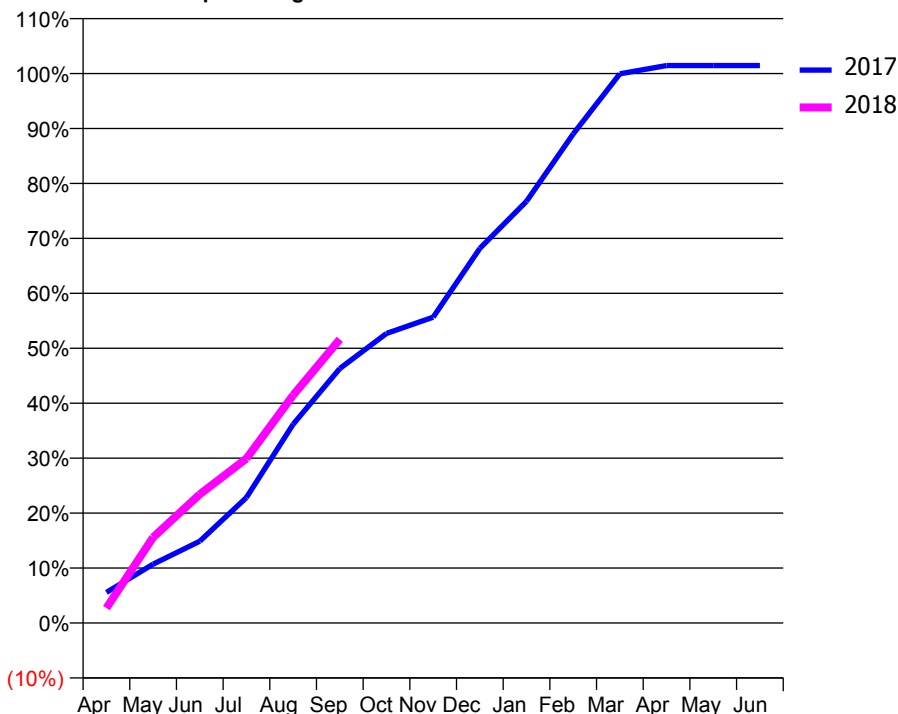
ACCESS*

Patients seen in 24 months	Total	Change since previous quarter
Quarter ending September 2016	995	
Quarter ending December 2016	998	→
Quarter ending March 2017	1,011	→
Quarter ending June 2017	993	↓
Quarter ending September 2017	979	↓
Variance since September 2016	(1.6%)	↓



ACTIVITY

Cumulative percentage of contracted UDA delivered 2017 & 2018



Month	Adjusted Scheduled Activity (UDA)	
	2017	2018
April	167	82
May	322	468
June	448	704
July	687	900
August	1,087	1,247
September	1,392	1,552
October	1,584	
November	1,673	
December	2,049	
January	2,307	
February	2,676	
March	3,004	
April	3,049	
May	3,049	
June	3,049	

QUALITY

	Quantity	Base Number	Contract	AT	Region	England
% of FP17s for the same patient ID Re-attending within 3 months - Children	109	618	17.6%	13.8%	12.8%	11.9%
% of FP17s for the same patient ID Re-attending within 3 months - Adults	27	238	11.3%	16.4%	16.5%	15.9%
% of FP17s for the same patient ID Re-attending between 3 & 9 months - Children	395	618	63.9%	57.5%	59.7%	58.1%
% of FP17s for the same patient ID Re-attending between 3 & 9 months - Adults	156	238	65.5%	51.4%	53.0%	50.6%
% of FP17s for Band 1 Urgent Courses	35	827	4.2%	10.9%	9.2%	9.1%
% of FP17s Relating to Free Repair or Replacements	0	827	0.0%	0.9%	1.0%	0.8%
% of FP17s Relating to Continuations	0	827	0.0%	1.1%	1.2%	1.1%
% of Patients satisfied with the dentistry they have received	2	2	N/A	91.2%	91.6%	91.4%
% of Patients satisfied with the time they had to wait for an appointment	2	2	N/A	86.8%	88.1%	87.7%

* This is based on patients treated on this contract for their most recent course of treatment. Figures in italics indicate the base number of FP17s or Patient Questionnaire responses are less than 100. N/A is shown where the base number of responses is less than 10 during the period. % is calculated as Quantity/Base number*100

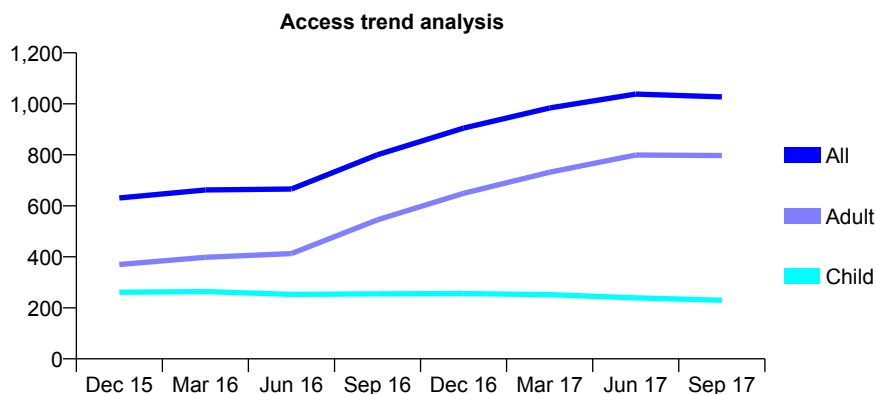
Q47 - Vital Signs At a Glance Contract Report for 779490/0001 - September 2017

Name or company name	MR M RADOVANOVICH
Contract type name	GDS Contract
Purpose of contract	General
Contract start date	05/05/2006
Contract end date	

17/18 Contracted general activity (UDA)	2,315
Carry forward general activity (UDA)	0
17/18 Contracted orthodontic activity (UOA)	0
Carry forward orthodontic activity (UOA)	0
Baseline contract value	£51,719.10

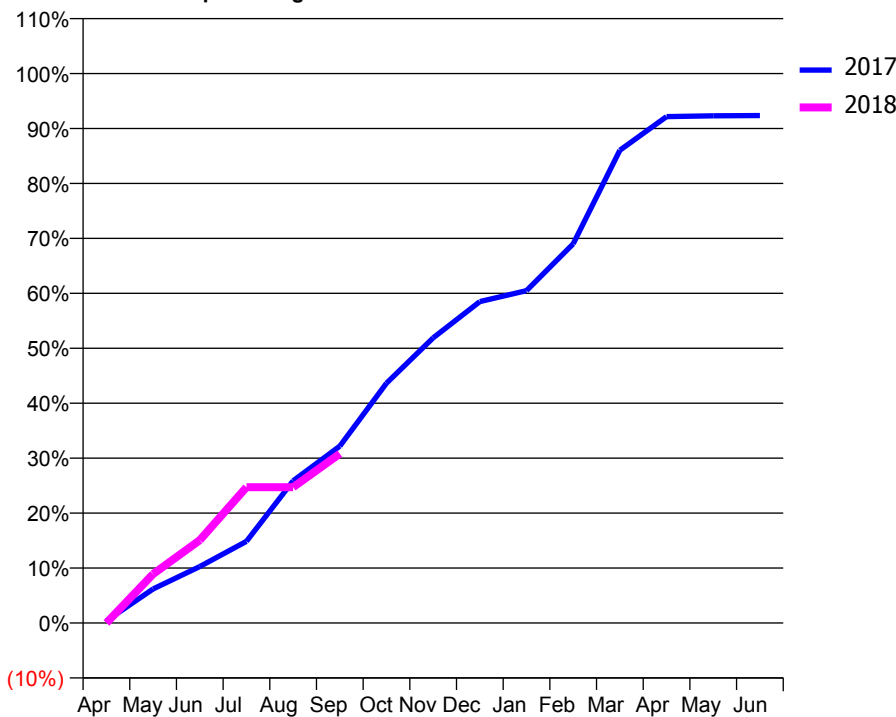
ACCESS*

Patients seen in 24 months	Total	Change since previous quarter
Quarter ending September 2016	800	
Quarter ending December 2016	905	↑
Quarter ending March 2017	984	↑
Quarter ending June 2017	1,038	↑
Quarter ending September 2017	1,027	↓
Variance since September 2016	28.4%	↑



ACTIVITY

Cumulative percentage of contracted UDA delivered 2017 & 2018



Month	Adjusted Scheduled Activity (UDA)	
	2017	2018
April	9	0
May	144	206
June	238	349
July	344	572
August	599	572
September	745	713
October	1,010	
November	1,201	
December	1,354	
January	1,400	
February	1,597	
March	1,992	
April	2,134	
May	2,137	
June	2,138	

QUALITY

	Quantity	Base Number	Contract	AT	Region	England
% of FP17s for the same patient ID Re-attending within 3 months - Children	8	155	5.2%	13.8%	12.8%	11.9%
% of FP17s for the same patient ID Re-attending within 3 months - Adults	36	348	10.3%	16.4%	16.5%	15.9%
% of FP17s for the same patient ID Re-attending between 3 & 9 months - Children	91	155	58.7%	57.5%	59.7%	58.1%
% of FP17s for the same patient ID Re-attending between 3 & 9 months - Adults	146	348	42.0%	51.4%	53.0%	50.6%
% of FP17s for Band 1 Urgent Courses	2	439	0.5%	10.9%	9.2%	9.1%
% of FP17s Relating to Free Repair or Replacements	0	439	0.0%	0.9%	1.0%	0.8%
% of FP17s Relating to Continuations	0	439	0.0%	1.1%	1.2%	1.1%
% of Patients satisfied with the dentistry they have received	4	4	N/A	91.2%	91.6%	91.4%
% of Patients satisfied with the time they had to wait for an appointment	4	4	N/A	86.8%	88.1%	87.7%

* This is based on patients treated on this contract for their most recent course of treatment. Figures in italics indicate the base number of FP17s or Patient Questionnaire responses are less than 100. N/A is shown where the base number of responses is less than 10 during the period. % is calculated as Quantity/Base number*100

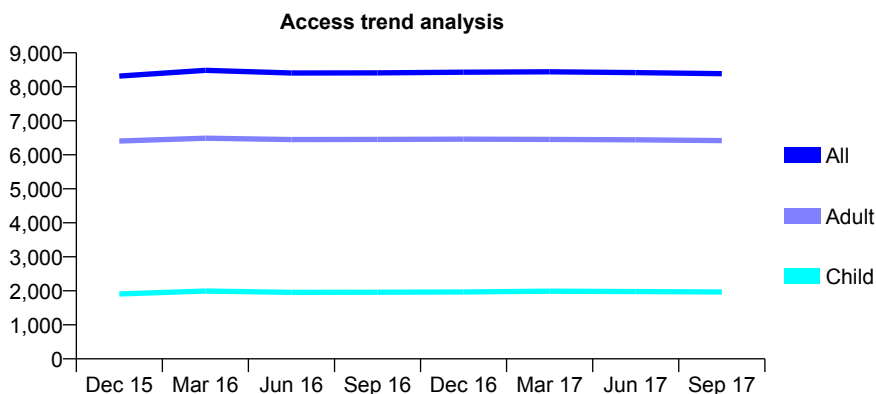
Q47 - Vital Signs At a Glance Contract Report for 788511/0001 - September 2017

Name or company name	MR MA BEST
Contract type name	GDS Contract
Purpose of contract	General
Contract start date	01/09/2011
Contract end date	

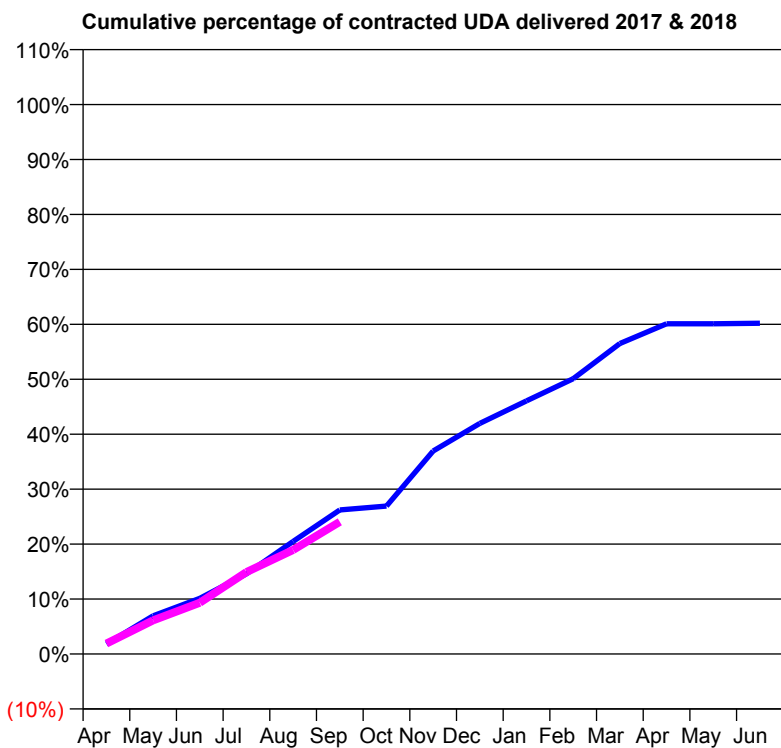
17/18 Contracted general activity (UDA)	26,540
Carry forward general activity (UDA)	0
17/18 Contracted orthodontic activity (UOA)	0
Carry forward orthodontic activity (UOA)	0
Baseline contract value	£851,494.05

ACCESS*

Patients seen in 24 months	Total	Change since previous quarter
Quarter ending September 2016	8,408	
Quarter ending December 2016	8,429	→
Quarter ending March 2017	8,442	→
Quarter ending June 2017	8,419	→
Quarter ending September 2017	8,386	→
Variance since September 2016	(0.3%)	→



ACTIVITY



Month	Adjusted Scheduled Activity (UDA)	
	2017	2018
April	487	503
May	1,847	1,628
June	2,688	2,477
July	3,873	3,956
August	5,439	5,029
September	6,958	6,384
October	7,147	
November	9,805	
December	11,138	
January	12,226	
February	13,295	
March	14,999	
April	15,948	
May	15,951	
June	15,978	

QUALITY

	Quantity	Base Number	Contract	AT	Region	England
% of FP17s for the same patient ID Re-attending within 3 months - Children	147	1,245	11.8%	13.8%	12.8%	11.9%
% of FP17s for the same patient ID Re-attending within 3 months - Adults	466	2,983	15.6%	16.4%	16.5%	15.9%
% of FP17s for the same patient ID Re-attending between 3 & 9 months - Children	634	1,245	50.9%	57.5%	59.7%	58.1%
% of FP17s for the same patient ID Re-attending between 3 & 9 months - Adults	815	2,983	27.3%	51.4%	53.0%	50.6%
% of FP17s for Band 1 Urgent Courses	350	3,329	10.5%	10.9%	9.2%	9.1%
% of FP17s Relating to Free Repair or Replacements	23	3,329	0.7%	0.9%	1.0%	0.8%
% of FP17s Relating to Continuations	42	3,329	1.3%	1.1%	1.2%	1.1%
% of Patients satisfied with the dentistry they have received	14	15	93.3%	91.2%	91.6%	91.4%
% of Patients satisfied with the time they had to wait for an appointment	14	15	93.3%	86.8%	88.1%	87.7%

* This is based on patients treated on this contract for their most recent course of treatment. Figures in italics indicate the base number of FP17s or Patient Questionnaire responses are less than 100. N/A is shown where the base number of responses is less than 10 during the period. % is calculated as Quantity/Base number*100

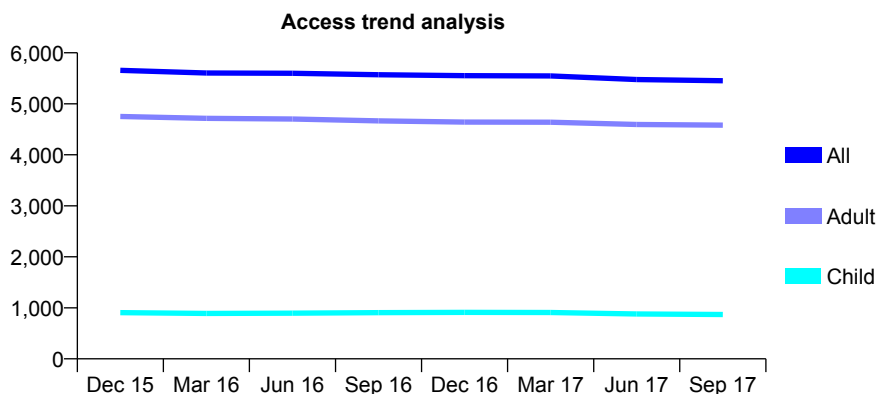
Q47 - Vital Signs At a Glance Contract Report for 801968/0001 - September 2017

Name or company name	MR J BENSON
Contract type name	GDS Contract
Purpose of contract	General
Contract start date	01/04/2006
Contract end date	

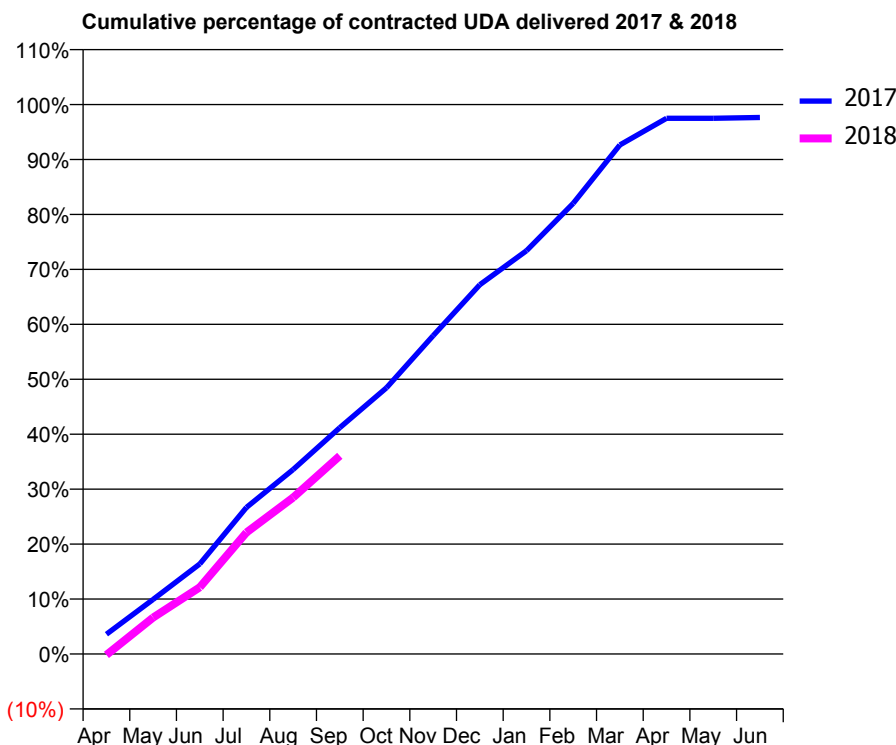
17/18 Contracted general activity (UDA)	18,391
Carry forward general activity (UDA)	433
17/18 Contracted orthodontic activity (UOA)	0
Carry forward orthodontic activity (UOA)	0
Baseline contract value	£454,239.32

ACCESS*

Patients seen in 24 months	Total	Change since previous quarter
Quarter ending September 2016	5,571	
Quarter ending December 2016	5,552	→
Quarter ending March 2017	5,546	→
Quarter ending June 2017	5,475	↓
Quarter ending September 2017	5,452	→
Variance since September 2016	(2.1%)	↓



ACTIVITY



Month	Adjusted Scheduled Activity (UDA)	
	2017	2018
April	662	-35
May	1,827	1,219
June	3,016	2,234
July	4,906	4,069
August	6,176	5,239
September	7,577	6,633
October	8,910	
November	10,654	
December	12,362	
January	13,497	
February	15,083	
March	17,037	
April	17,928	
May	17,928	
June	17,958	

QUALITY

	Quantity	Base Number	Contract	AT	Region	England
% of FP17s for the same patient ID Re-attending within 3 months - Children	33	599	5.5%	13.8%	12.8%	11.9%
% of FP17s for the same patient ID Re-attending within 3 months - Adults	519	3,362	15.4%	16.4%	16.5%	15.9%
% of FP17s for the same patient ID Re-attending between 3 & 9 months - Children	368	599	61.4%	57.5%	59.7%	58.1%
% of FP17s for the same patient ID Re-attending between 3 & 9 months - Adults	1,980	3,362	58.9%	51.4%	53.0%	50.6%
% of FP17s for Band 1 Urgent Courses	141	3,637	3.9%	10.9%	9.2%	9.1%
% of FP17s Relating to Free Repair or Replacements	38	3,637	1.0%	0.9%	1.0%	0.8%
% of FP17s Relating to Continuations	52	3,637	1.4%	1.1%	1.2%	1.1%
% of Patients satisfied with the dentistry they have received	17	17	100.0%	91.2%	91.6%	91.4%
% of Patients satisfied with the time they had to wait for an appointment	17	17	100.0%	86.8%	88.1%	87.7%

* This is based on patients treated on this contract for their most recent course of treatment. Figures in italics indicate the base number of FP17s or Patient Questionnaire responses are less than 100. N/A is shown where the base number of responses is less than 10 during the period. % is calculated as Quantity/Base number*100

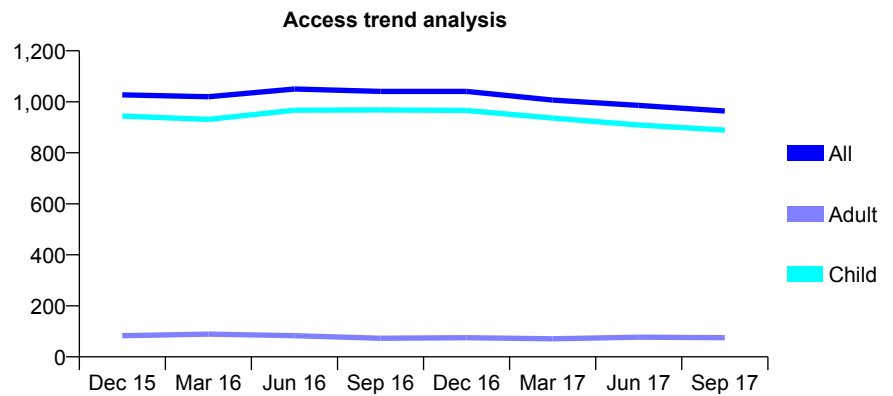
Q47 - Vital Signs At a Glance Contract Report for 814296/0001 - September 2017

Name or company name	MR AW ROBINSON
Contract type name	GDS Contract
Purpose of contract	General
Contract start date	01/04/2006
Contract end date	

17/18 Contracted general activity (UDA)	1,500
Carry forward general activity (UDA)	-30
17/18 Contracted orthodontic activity (UOA)	0
Carry forward orthodontic activity (UOA)	0
Baseline contract value	£44,353.77

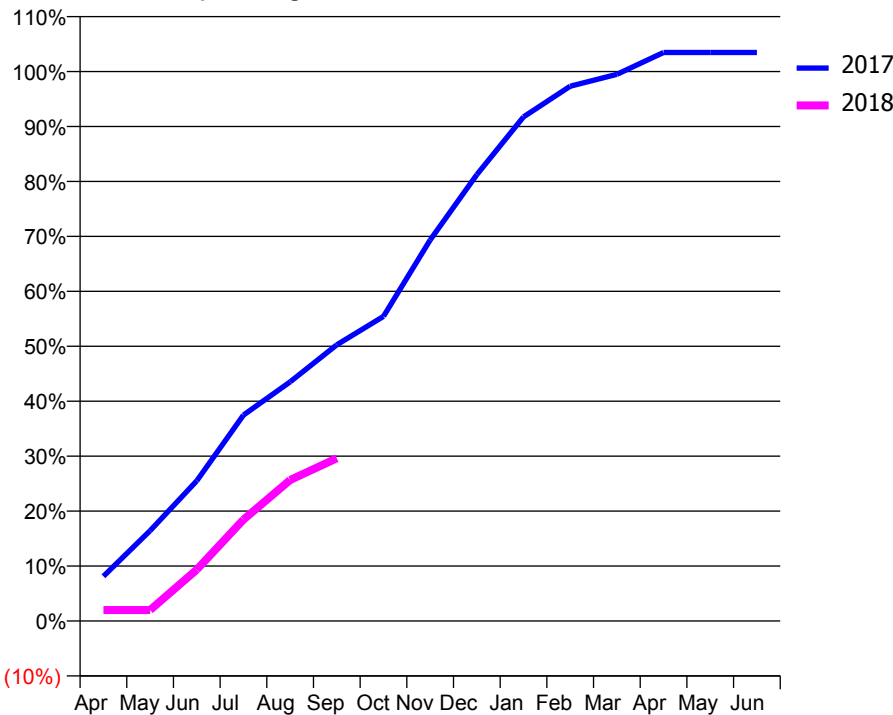
ACCESS*

Patients seen in 24 months	Total	Change since previous quarter
Quarter ending September 2016	1,041	
Quarter ending December 2016	1,041	→
Quarter ending March 2017	1,007	↓
Quarter ending June 2017	986	↓
Quarter ending September 2017	964	↓
Variance since September 2016	(7.4%)	↓



ACTIVITY

Cumulative percentage of contracted UDA delivered 2017 & 2018



Month	Adjusted Scheduled Activity (UDA)	
	2017	2018
April	122	30
May	247	30
June	383	140
July	562	277
August	653	385
September	754	444
October	832	
November	1,040	
December	1,219	
January	1,376	
February	1,460	
March	1,492	
April	1,552	
May	1,552	
June	1,552	

QUALITY

	Quantity	Base Number	Contract	AT	Region	England
% of FP17s for the same patient ID Re-attending within 3 months - Children	9	350	2.6%	13.8%	12.8%	11.9%
% of FP17s for the same patient ID Re-attending within 3 months - Adults	0	0	N/A	16.4%	16.5%	15.9%
% of FP17s for the same patient ID Re-attending between 3 & 9 months - Children	177	350	50.6%	57.5%	59.7%	58.1%
% of FP17s for the same patient ID Re-attending between 3 & 9 months - Adults	0	0	N/A	51.4%	53.0%	50.6%
% of FP17s for Band 1 Urgent Courses	22	304	7.2%	10.9%	9.2%	9.1%
% of FP17s Relating to Free Repair or Replacements	0	304	0.0%	0.9%	1.0%	0.8%
% of FP17s Relating to Continuations	0	304	0.0%	1.1%	1.2%	1.1%
% of Patients satisfied with the dentistry they have received	1	1	N/A	91.2%	91.6%	91.4%
% of Patients satisfied with the time they had to wait for an appointment	1	1	N/A	86.8%	88.1%	87.7%

* This is based on patients treated on this contract for their most recent course of treatment. Figures in italics indicate the base number of FP17s or Patient Questionnaire responses are less than 100. N/A is shown where the base number of responses is less than 10 during the period. % is calculated as Quantity/Base number*100

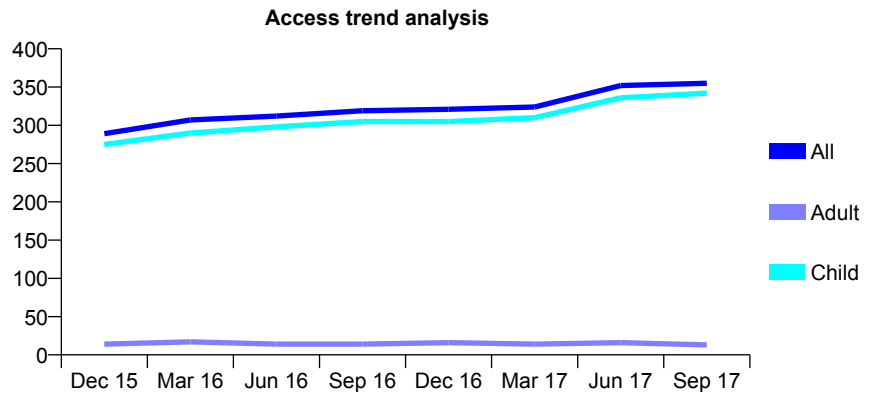
Q47 - Vital Signs At a Glance Contract Report for 814490/0001 - September 2017

Name or company name	MR MA POWELL
Contract type name	GDS Contract
Purpose of contract	General
Contract start date	01/04/2006
Contract end date	

17/18 Contracted general activity (UDA)	795
Carry forward general activity (UDA)	0
17/18 Contracted orthodontic activity (UOA)	0
Carry forward orthodontic activity (UOA)	0
Baseline contract value	£19,030.24

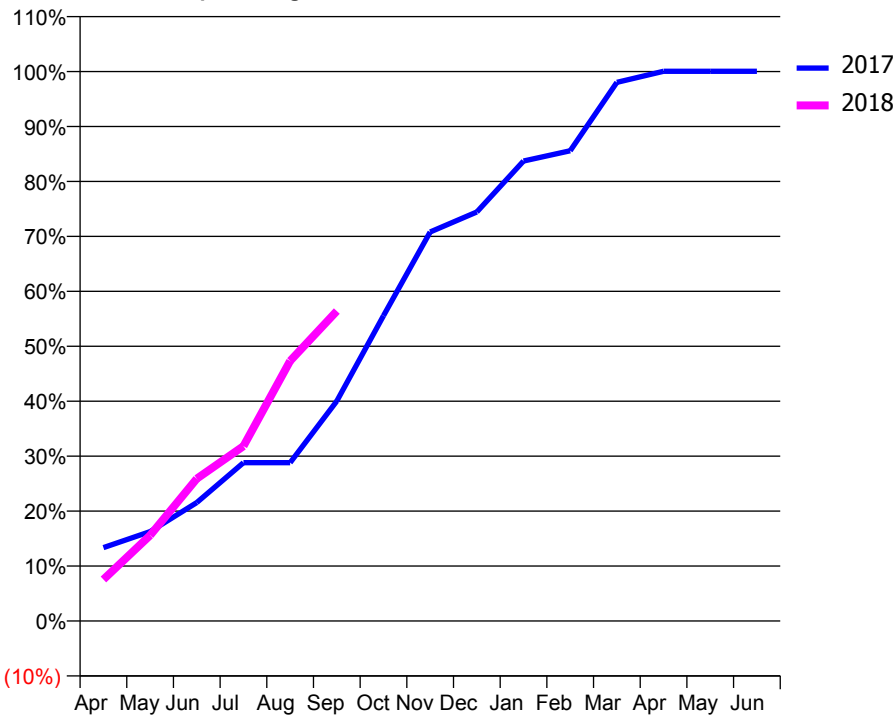
ACCESS*

Patients seen in 24 months	Total	Change since previous quarter
Quarter ending September 2016	319	
Quarter ending December 2016	321	→
Quarter ending March 2017	324	→
Quarter ending June 2017	352	↑
Quarter ending September 2017	355	→
Variance since September 2016	11.3%	↑



ACTIVITY

Cumulative percentage of contracted UDA delivered 2017 & 2018



Adjusted Scheduled Activity (UDA)		
Month	2017	2018
April	106	60
May	129	124
June	171	206
July	229	253
August	229	376
September	318	448
October	442	
November	563	
December	592	
January	665	
February	680	
March	779	
April	795	
May	795	
June	795	

QUALITY

	Quantity	Base Number	Contract	AT	Region	England
% of FP17s for the same patient ID Re-attending within 3 months - Children	25	333	7.5%	13.8%	12.8%	11.9%
% of FP17s for the same patient ID Re-attending within 3 months - Adults	0	0	N/A	16.4%	16.5%	15.9%
% of FP17s for the same patient ID Re-attending between 3 & 9 months - Children	206	333	61.9%	57.5%	59.7%	58.1%
% of FP17s for the same patient ID Re-attending between 3 & 9 months - Adults	0	0	N/A	51.4%	53.0%	50.6%
% of FP17s for Band 1 Urgent Courses	2	321	0.6%	10.9%	9.2%	9.1%
% of FP17s Relating to Free Repair or Replacements	0	321	0.0%	0.9%	1.0%	0.8%
% of FP17s Relating to Continuations	0	321	0.0%	1.1%	1.2%	1.1%
% of Patients satisfied with the dentistry they have received	1	1	N/A	91.2%	91.6%	91.4%
% of Patients satisfied with the time they had to wait for an appointment	1	1	N/A	86.8%	88.1%	87.7%

* This is based on patients treated on this contract for their most recent course of treatment. Figures in italics indicate the base number of FP17s or Patient Questionnaire responses are less than 100. N/A is shown where the base number of responses is less than 10 during the period. % is calculated as Quantity/Base number*100

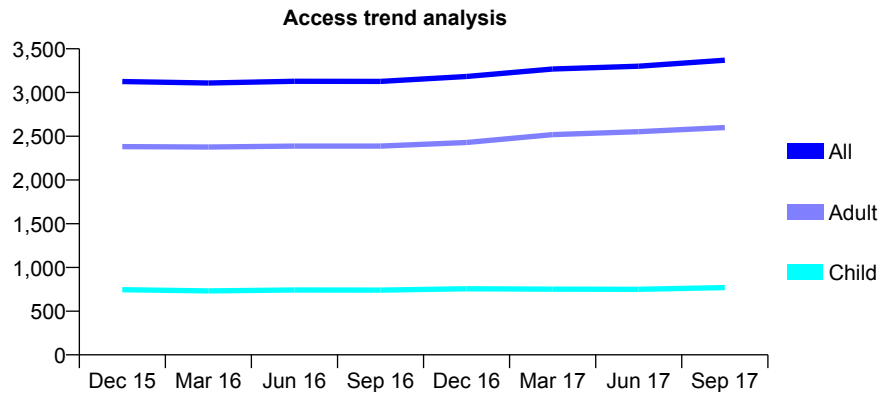
Q47 - Vital Signs At a Glance Contract Report for 819964/0001 - September 2017

Name or company name	MRS A KING
Contract type name	GDS Contract
Purpose of contract	General
Contract start date	01/04/2006
Contract end date	

17/18 Contracted general activity (UDA)	10,098
Carry forward general activity (UDA)	219
17/18 Contracted orthodontic activity (UOA)	0
Carry forward orthodontic activity (UOA)	0
Baseline contract value	£290,629.28

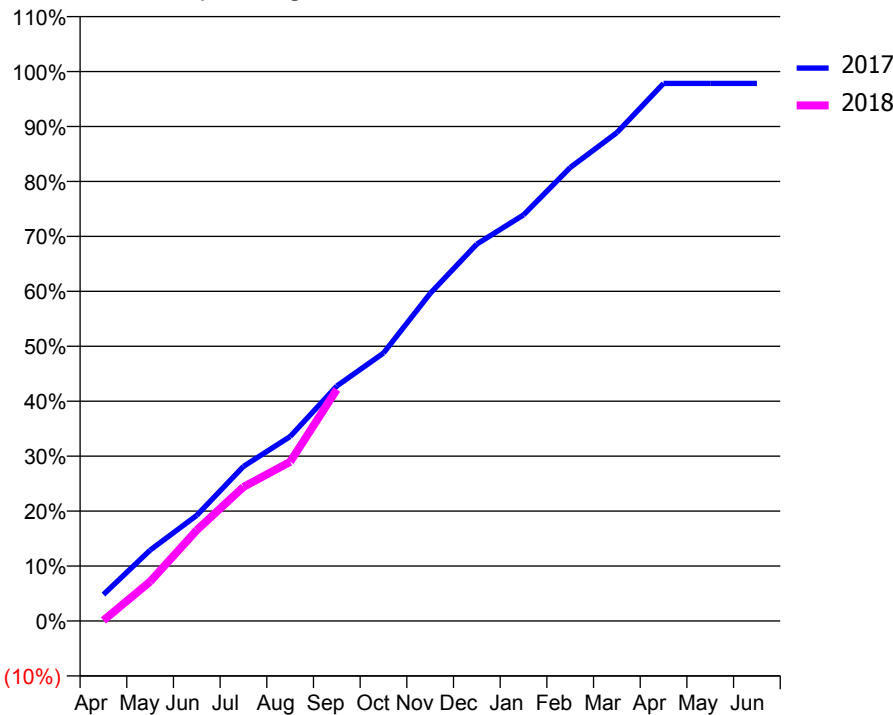
ACCESS*

Patients seen in 24 months	Total	Change since previous quarter
Quarter ending September 2016	3,127	
Quarter ending December 2016	3,183	→
Quarter ending March 2017	3,269	↑
Quarter ending June 2017	3,301	→
Quarter ending September 2017	3,370	↑
Variance since September 2016	7.8%	↑



ACTIVITY

Cumulative percentage of contracted UDA delivered 2017 & 2018



Month	Adjusted Scheduled Activity (UDA)	
	2017	2018
April	488	10
May	1,303	724
June	1,941	1,671
July	2,841	2,463
August	3,390	2,925
September	4,318	4,256
October	4,924	
November	6,020	
December	6,926	
January	7,462	
February	8,333	
March	8,974	
April	9,880	
May	9,878	
June	9,879	

QUALITY

	Quantity	Base Number	Contract	AT	Region	England
% of FP17s for the same patient ID Re-attending within 3 months - Children	60	745	8.1%	13.8%	12.8%	11.9%
% of FP17s for the same patient ID Re-attending within 3 months - Adults	331	2,501	13.2%	16.4%	16.5%	15.9%
% of FP17s for the same patient ID Re-attending between 3 & 9 months - Children	511	745	68.6%	57.5%	59.7%	58.1%
% of FP17s for the same patient ID Re-attending between 3 & 9 months - Adults	1,641	2,501	65.6%	51.4%	53.0%	50.6%
% of FP17s for Band 1 Urgent Courses	165	2,730	6.0%	10.9%	9.2%	9.1%
% of FP17s Relating to Free Repair or Replacements	35	2,730	1.3%	0.9%	1.0%	0.8%
% of FP17s Relating to Continuations	37	2,730	1.4%	1.1%	1.2%	1.1%
% of Patients satisfied with the dentistry they have received	46	48	95.8%	91.2%	91.6%	91.4%
% of Patients satisfied with the time they had to wait for an appointment	44	48	91.7%	86.8%	88.1%	87.7%

* This is based on patients treated on this contract for their most recent course of treatment. Figures in italics indicate the base number of FP17s or Patient Questionnaire responses are less than 100. N/A is shown where the base number of responses is less than 10 during the period. % is calculated as Quantity/Base number*100

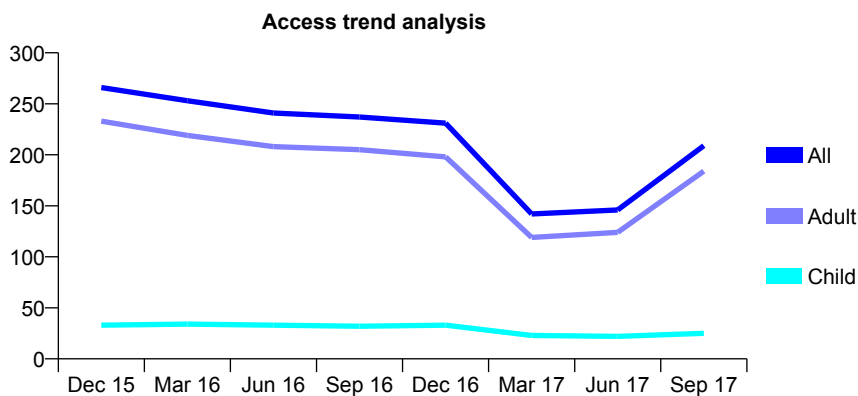
Q47 - Vital Signs At a Glance Contract Report for 819964/0003 - September 2017

Name or company name	MRS A KING
Contract type name	GDS Contract
Purpose of contract	General
Contract start date	01/04/2013
Contract end date	

17/18 Contracted general activity (UDA)	594
Carry forward general activity (UDA)	-12
17/18 Contracted orthodontic activity (UOA)	0
Carry forward orthodontic activity (UOA)	0
Baseline contract value	£56,956.79

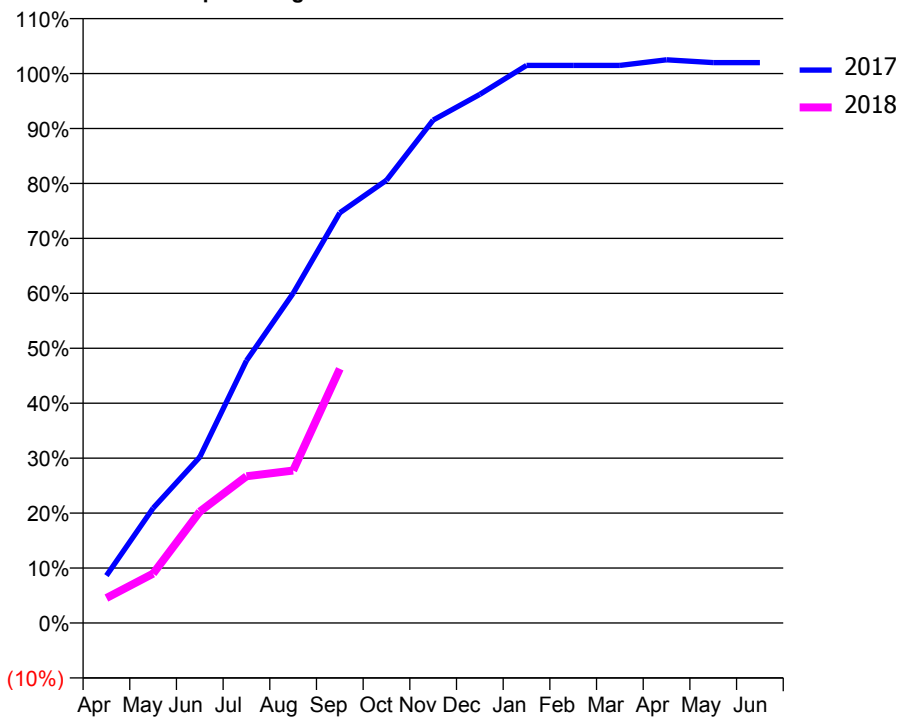
ACCESS*

Patients seen in 24 months	Total	Change since previous quarter
Quarter ending September 2016	237	
Quarter ending December 2016	231	↓
Quarter ending March 2017	142	↓
Quarter ending June 2017	146	↑
Quarter ending September 2017	209	↑
Variance since September 2016	(11.8%)	↓



ACTIVITY

Cumulative percentage of contracted UDA delivered 2017 & 2018



Adjusted Scheduled Activity (UDA)

Month	2017	2018
April	51	27
May	124	53
June	179	120
July	284	159
August	356	165
September	443	275
October	479	
November	544	
December	571	
January	603	
February	603	
March	603	
April	609	
May	606	
June	606	

QUALITY

	Quantity	Base Number	Contract	AT	Region	England
% of FP17s for the same patient ID Re-attending within 3 months - Children	1	14	7.1%	13.8%	12.8%	11.9%
% of FP17s for the same patient ID Re-attending within 3 months - Adults	15	144	10.4%	16.4%	16.5%	15.9%
% of FP17s for the same patient ID Re-attending between 3 & 9 months - Children	3	14	21.4%	57.5%	59.7%	58.1%
% of FP17s for the same patient ID Re-attending between 3 & 9 months - Adults	39	144	27.1%	51.4%	53.0%	50.6%
% of FP17s for Band 1 Urgent Courses	14	157	8.9%	10.9%	9.2%	9.1%
% of FP17s Relating to Free Repair or Replacements	2	157	1.3%	0.9%	1.0%	0.8%
% of FP17s Relating to Continuations	1	157	0.6%	1.1%	1.2%	1.1%
% of Patients satisfied with the dentistry they have received	2	2	N/A	91.2%	91.6%	91.4%
% of Patients satisfied with the time they had to wait for an appointment	2	2	N/A	86.8%	88.1%	87.7%

* This is based on patients treated on this contract for their most recent course of treatment. Figures in italics indicate the base number of FP17s or Patient Questionnaire responses are less than 100. N/A is shown where the base number of responses is less than 10 during the period. % is calculated as Quantity/Base number*100

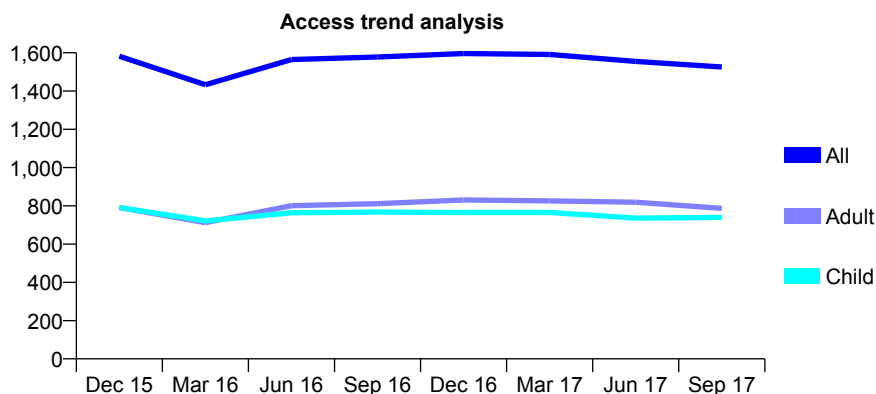
Q47 - Vital Signs At a Glance Contract Report for 821969/0003 - September 2017

Name or company name	MRS H BURNS
Contract type name	GDS Contract
Purpose of contract	General
Contract start date	04/05/2009
Contract end date	

17/18 Contracted general activity (UDA)	6,025
Carry forward general activity (UDA)	0
17/18 Contracted orthodontic activity (UOA)	0
Carry forward orthodontic activity (UOA)	0
Baseline contract value	£111,332.48

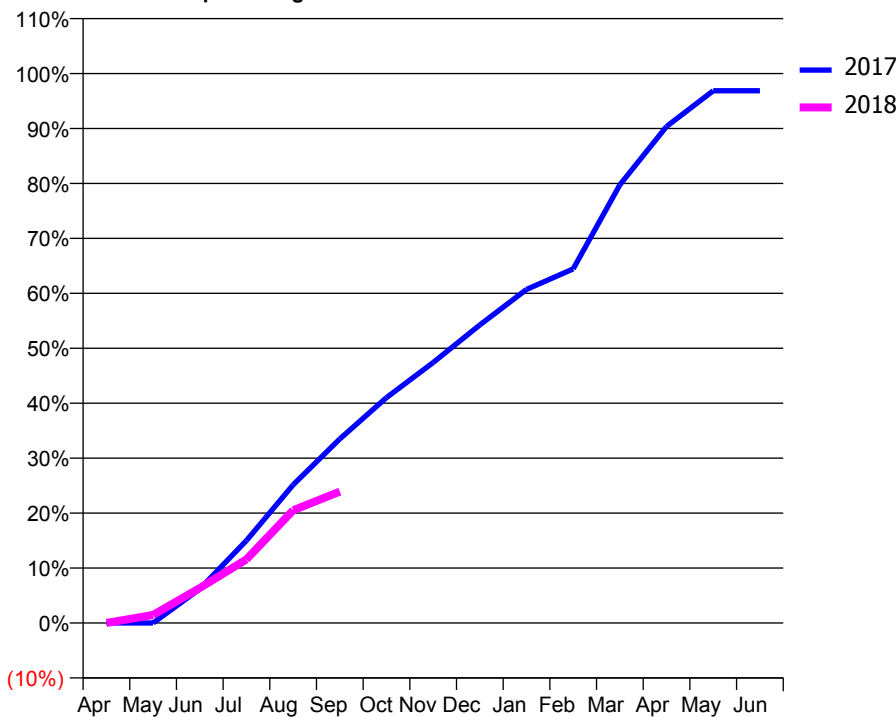
ACCESS*

Patients seen in 24 months	Total	Change since previous quarter
Quarter ending September 2016	1,578	
Quarter ending December 2016	1,596	→
Quarter ending March 2017	1,591	→
Quarter ending June 2017	1,555	↓
Quarter ending September 2017	1,526	↓
Variance since September 2016	(3.3%)	↓



ACTIVITY

Cumulative percentage of contracted UDA delivered 2017 & 2018



Adjusted Scheduled Activity (UDA)

Month	2017	2018
April	0	0
May	0	88
June	374	384
July	904	698
August	1,515	1,236
September	2,018	1,441
October	2,471	
November	2,856	
December	3,269	
January	3,657	
February	3,882	
March	4,805	
April	5,444	
May	5,835	
June	5,835	

QUALITY

	Quantity	Base Number	Contract	AT	Region	England
% of FP17s for the same patient ID Re-attending within 3 months - Children	6	371	1.6%	13.8%	12.8%	11.9%
% of FP17s for the same patient ID Re-attending within 3 months - Adults	10	320	3.1%	16.4%	16.5%	15.9%
% of FP17s for the same patient ID Re-attending between 3 & 9 months - Children	179	371	48.2%	57.5%	59.7%	58.1%
% of FP17s for the same patient ID Re-attending between 3 & 9 months - Adults	130	320	40.6%	51.4%	53.0%	50.6%
% of FP17s for Band 1 Urgent Courses	0	432	0.0%	10.9%	9.2%	9.1%
% of FP17s Relating to Free Repair or Replacements	0	432	0.0%	0.9%	1.0%	0.8%
% of FP17s Relating to Continuations	0	432	0.0%	1.1%	1.2%	1.1%
% of Patients satisfied with the dentistry they have received	0	0	N/A	91.2%	91.6%	91.4%
% of Patients satisfied with the time they had to wait for an appointment	0	0	N/A	86.8%	88.1%	87.7%

* This is based on patients treated on this contract for their most recent course of treatment. Figures in italics indicate the base number of FP17s or Patient Questionnaire responses are less than 100. N/A is shown where the base number of responses is less than 10 during the period. % is calculated as Quantity/Base number*100

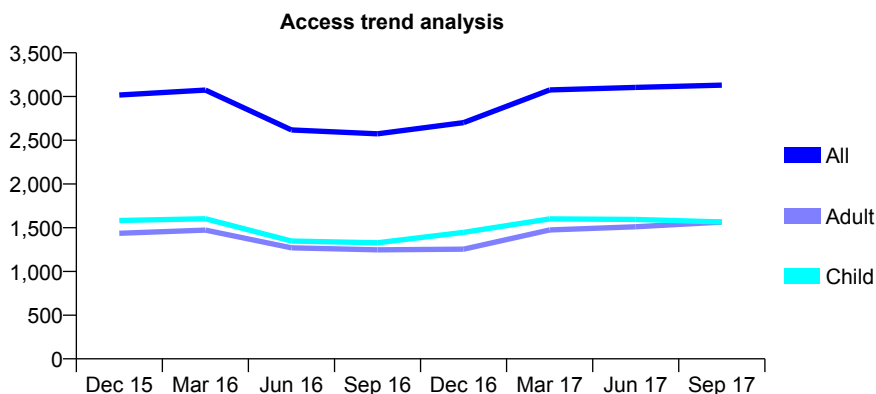
Q47 - Vital Signs At a Glance Contract Report for 842540/0006 - September 2017

Name or company name	MISS JS PRASAD
Contract type name	GDS Contract
Purpose of contract	General
Contract start date	01/04/2014
Contract end date	

17/18 Contracted general activity (UDA)	11,007
Carry forward general activity (UDA)	0
17/18 Contracted orthodontic activity (UOA)	0
Carry forward orthodontic activity (UOA)	0
Baseline contract value	£260,441.43

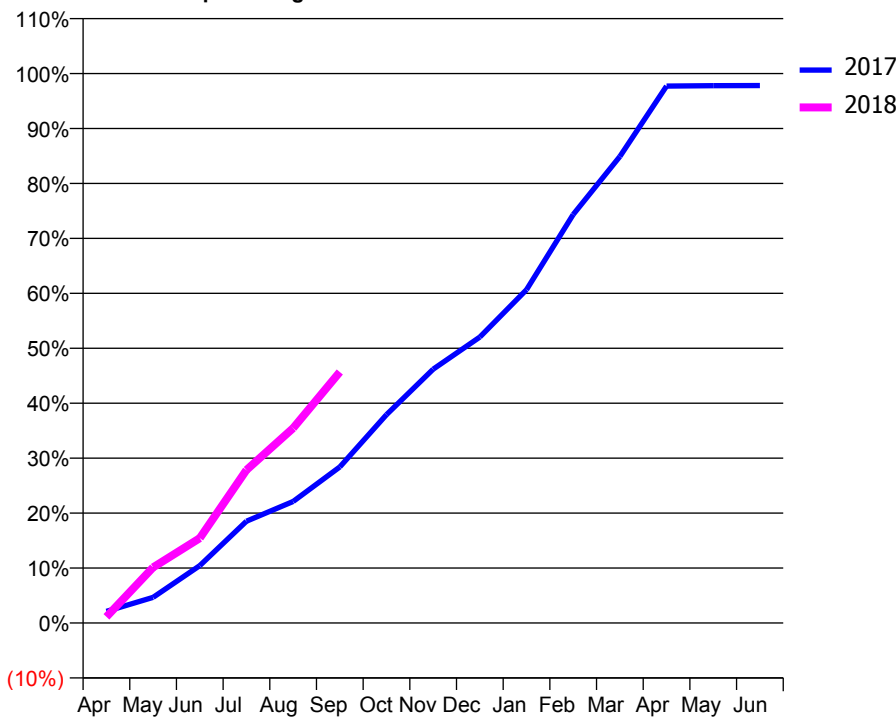
ACCESS*

Patients seen in 24 months	Total	Change since previous quarter
Quarter ending September 2016	2,574	
Quarter ending December 2016	2,701	↑
Quarter ending March 2017	3,075	↑
Quarter ending June 2017	3,105	→
Quarter ending September 2017	3,130	→
Variance since September 2016	21.6%	↑



ACTIVITY

Cumulative percentage of contracted UDA delivered 2017 & 2018



Adjusted Scheduled Activity (UDA)

Month	2017	2018
April	234	125
May	514	1,115
June	1,150	1,701
July	2,039	3,065
August	2,435	3,903
September	3,125	5,027
October	4,172	
November	5,085	
December	5,727	
January	6,677	
February	8,183	
March	9,344	
April	10,756	
May	10,764	
June	10,765	

QUALITY

	Quantity	Base Number	Contract	AT	Region	England
% of FP17s for the same patient ID Re-attending within 3 months - Children	235	1,581	14.9%	13.8%	12.8%	11.9%
% of FP17s for the same patient ID Re-attending within 3 months - Adults	331	1,419	23.3%	16.4%	16.5%	15.9%
% of FP17s for the same patient ID Re-attending between 3 & 9 months - Children	1,029	1,581	65.1%	57.5%	59.7%	58.1%
% of FP17s for the same patient ID Re-attending between 3 & 9 months - Adults	679	1,419	47.9%	51.4%	53.0%	50.6%
% of FP17s for Band 1 Urgent Courses	152	2,462	6.2%	10.9%	9.2%	9.1%
% of FP17s Relating to Free Repair or Replacements	1	2,462	0.0%	0.9%	1.0%	0.8%
% of FP17s Relating to Continuations	4	2,462	0.2%	1.1%	1.2%	1.1%
% of Patients satisfied with the dentistry they have received	3	3	N/A	91.2%	91.6%	91.4%
% of Patients satisfied with the time they had to wait for an appointment	2	3	N/A	86.8%	88.1%	87.7%

* This is based on patients treated on this contract for their most recent course of treatment. Figures in italics indicate the base number of FP17s or Patient Questionnaire responses are less than 100. N/A is shown where the base number of responses is less than 10 during the period. % is calculated as Quantity/Base number*100

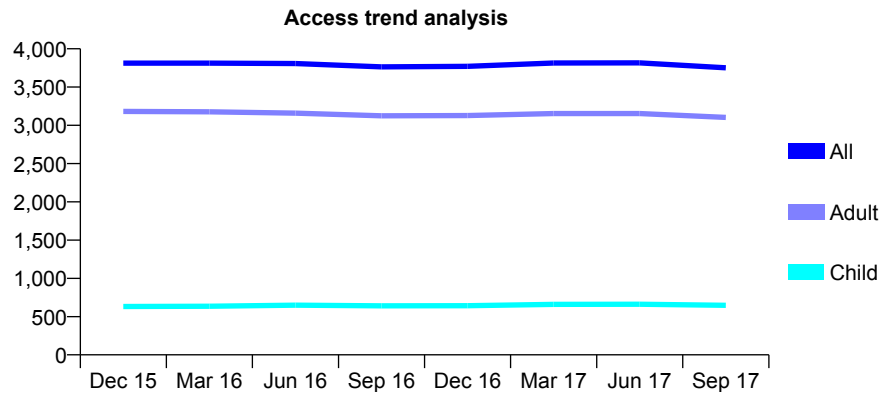
Q47 - Vital Signs At a Glance Contract Report for 865087/0001 - September 2017

Name or company name	Ahmed and Somisetty
Contract type name	GDS Contract
Purpose of contract	General
Contract start date	01/11/2013
Contract end date	

17/18 Contracted general activity (UDA)	15,000
Carry forward general activity (UDA)	0
17/18 Contracted orthodontic activity (UOA)	0
Carry forward orthodontic activity (UOA)	0
Baseline contract value	£415,628.82

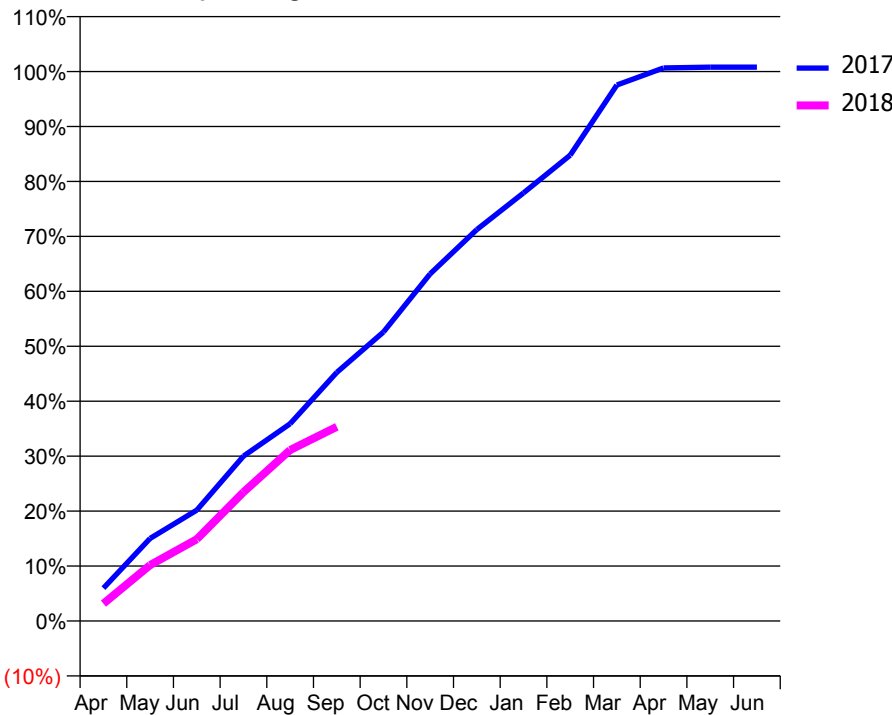
ACCESS*

Patients seen in 24 months	Total	Change since previous quarter
Quarter ending September 2016	3,764	
Quarter ending December 2016	3,770	→
Quarter ending March 2017	3,814	→
Quarter ending June 2017	3,816	→
Quarter ending September 2017	3,752	↓
Variance since September 2016	(0.3%)	→



ACTIVITY

Cumulative percentage of contracted UDA delivered 2017 & 2018



Month	Adjusted Scheduled Activity (UDA)	
	2017	2018
April	896	473
May	2,254	1,527
June	3,025	2,234
July	4,501	3,520
August	5,386	4,669
September	6,789	5,302
October	7,889	
November	9,477	
December	10,686	
January	11,686	
February	12,715	
March	14,630	
April	15,096	
May	15,118	
June	15,118	

QUALITY

	Quantity	Base Number	Contract	AT	Region	England
% of FP17s for the same patient ID Re-attending within 3 months - Children	34	459	7.4%	13.8%	12.8%	11.9%
% of FP17s for the same patient ID Re-attending within 3 months - Adults	310	2,102	14.7%	16.4%	16.5%	15.9%
% of FP17s for the same patient ID Re-attending between 3 & 9 months - Children	309	459	67.3%	57.5%	59.7%	58.1%
% of FP17s for the same patient ID Re-attending between 3 & 9 months - Adults	1,301	2,102	61.9%	51.4%	53.0%	50.6%
% of FP17s for Band 1 Urgent Courses	171	2,328	7.3%	10.9%	9.2%	9.1%
% of FP17s Relating to Free Repair or Replacements	23	2,328	1.0%	0.9%	1.0%	0.8%
% of FP17s Relating to Continuations	50	2,328	2.1%	1.1%	1.2%	1.1%
% of Patients satisfied with the dentistry they have received	19	20	95.0%	91.2%	91.6%	91.4%
% of Patients satisfied with the time they had to wait for an appointment	19	20	95.0%	86.8%	88.1%	87.7%

* This is based on patients treated on this contract for their most recent course of treatment. Figures in italics indicate the base number of FP17s or Patient Questionnaire responses are less than 100. N/A is shown where the base number of responses is less than 10 during the period. % is calculated as Quantity/Base number*100

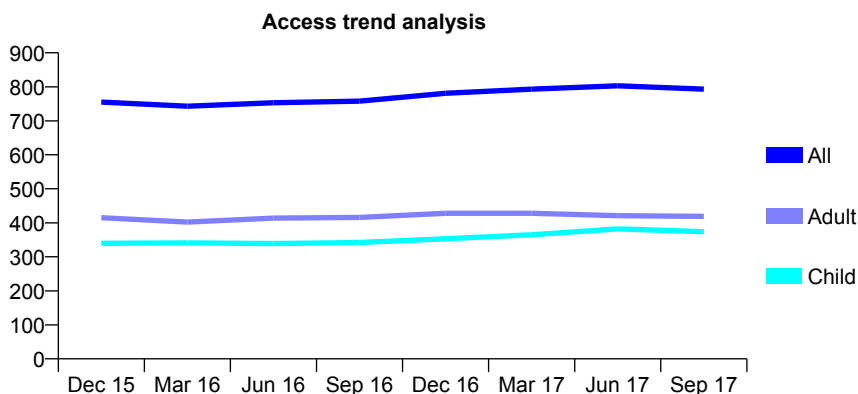
Q47 - Vital Signs At a Glance Contract Report for 908851/0002 - September 2017

Name or company name	MR A SARAVANAMUTTU
Contract type name	GDS Contract
Purpose of contract	General
Contract start date	02/06/2009
Contract end date	

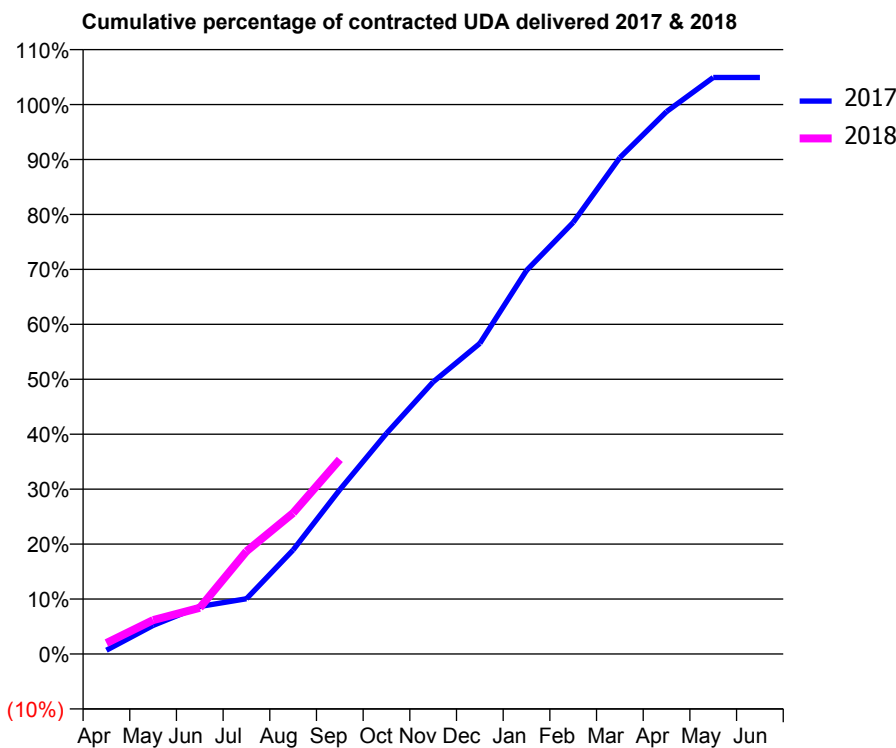
17/18 Contracted general activity (UDA)	3,550
Carry forward general activity (UDA)	-71
17/18 Contracted orthodontic activity (UOA)	0
Carry forward orthodontic activity (UOA)	0
Baseline contract value	£103,173.73

ACCESS*

Patients seen in 24 months	Total	Change since previous quarter
Quarter ending September 2016	758	
Quarter ending December 2016	781	↑
Quarter ending March 2017	793	→
Quarter ending June 2017	803	→
Quarter ending September 2017	793	↓
Variance since September 2016	4.6%	↑



ACTIVITY



Adjusted Scheduled Activity (UDA)		
Month	2017	2018
April	24	71
May	184	219
June	307	298
July	357	664
August	672	911
September	1,062	1,257
October	1,425	
November	1,758	
December	2,007	
January	2,478	
February	2,788	
March	3,207	
April	3,504	
May	3,725	
June	3,725	

QUALITY

	Quantity	Base Number	Contract	AT	Region	England
% of FP17s for the same patient ID Re-attending within 3 months - Children	17	263	6.5%	13.8%	12.8%	11.9%
% of FP17s for the same patient ID Re-attending within 3 months - Adults	43	247	17.4%	16.4%	16.5%	15.9%
% of FP17s for the same patient ID Re-attending between 3 & 9 months - Children	148	263	56.3%	57.5%	59.7%	58.1%
% of FP17s for the same patient ID Re-attending between 3 & 9 months - Adults	122	247	49.4%	51.4%	53.0%	50.6%
% of FP17s for Band 1 Urgent Courses	11	396	2.8%	10.9%	9.2%	9.1%
% of FP17s Relating to Free Repair or Replacements	1	396	0.3%	0.9%	1.0%	0.8%
% of FP17s Relating to Continuations	3	396	0.8%	1.1%	1.2%	1.1%
% of Patients satisfied with the dentistry they have received	0	0	N/A	91.2%	91.6%	91.4%
% of Patients satisfied with the time they had to wait for an appointment	0	0	N/A	86.8%	88.1%	87.7%

* This is based on patients treated on this contract for their most recent course of treatment. Figures in italics indicate the base number of FP17s or Patient Questionnaire responses are less than 100. N/A is shown where the base number of responses is less than 10 during the period. % is calculated as Quantity/Base number*100

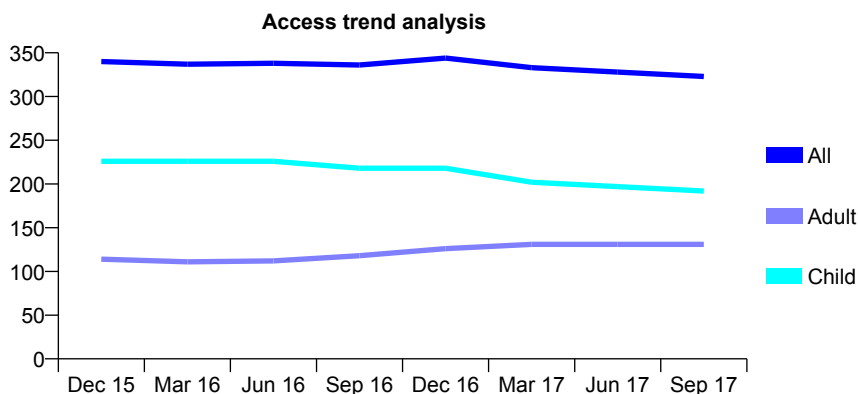
Q47 - Vital Signs At a Glance Contract Report for 911461/0001 - September 2017

Name or company name	MISS GM LAWSON
Contract type name	GDS Contract
Purpose of contract	General
Contract start date	01/04/2006
Contract end date	

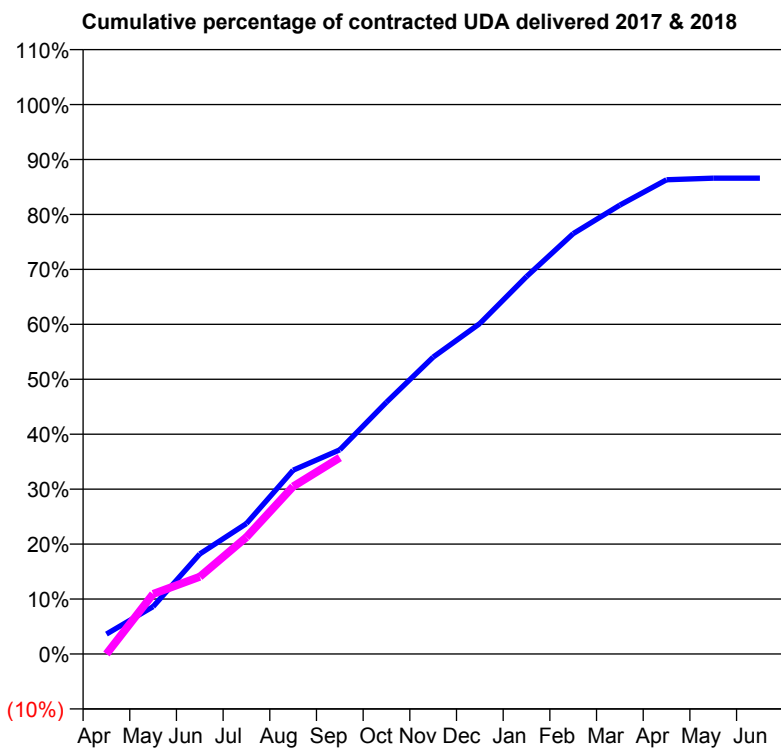
17/18 Contracted general activity (UDA)	1,000
Carry forward general activity (UDA)	0
17/18 Contracted orthodontic activity (UOA)	0
Carry forward orthodontic activity (UOA)	0
Baseline contract value	£22,316.00

ACCESS*

Patients seen in 24 months	Total	Change since previous quarter
Quarter ending September 2016	336	
Quarter ending December 2016	344	↑
Quarter ending March 2017	333	↓
Quarter ending June 2017	328	↓
Quarter ending September 2017	323	↓
Variance since September 2016	(3.9%)	↓



ACTIVITY



Month	Adjusted Scheduled Activity (UDA)	
	2017	2018
April	36	0
May	86	109
June	182	141
July	237	213
August	335	305
September	372	357
October	458	
November	540	
December	601	
January	687	
February	765	
March	817	
April	863	
May	866	
June	866	

QUALITY

	Quantity	Base Number	Contract	AT	Region	England
% of FP17s for the same patient ID Re-attending within 3 months - Children	23	186	12.4%	13.8%	12.8%	11.9%
% of FP17s for the same patient ID Re-attending within 3 months - Adults	4	65	6.2%	16.4%	16.5%	15.9%
% of FP17s for the same patient ID Re-attending between 3 & 9 months - Children	124	186	66.7%	57.5%	59.7%	58.1%
% of FP17s for the same patient ID Re-attending between 3 & 9 months - Adults	36	65	55.4%	51.4%	53.0%	50.6%
% of FP17s for Band 1 Urgent Courses	7	230	3.0%	10.9%	9.2%	9.1%
% of FP17s Relating to Free Repair or Replacements	0	230	0.0%	0.9%	1.0%	0.8%
% of FP17s Relating to Continuations	4	230	1.7%	1.1%	1.2%	1.1%
% of Patients satisfied with the dentistry they have received	0	0	N/A	91.2%	91.6%	91.4%
% of Patients satisfied with the time they had to wait for an appointment	0	0	N/A	86.8%	88.1%	87.7%

* This is based on patients treated on this contract for their most recent course of treatment. Figures in italics indicate the base number of FP17s or Patient Questionnaire responses are less than 100. N/A is shown where the base number of responses is less than 10 during the period. % is calculated as Quantity/Base number*100

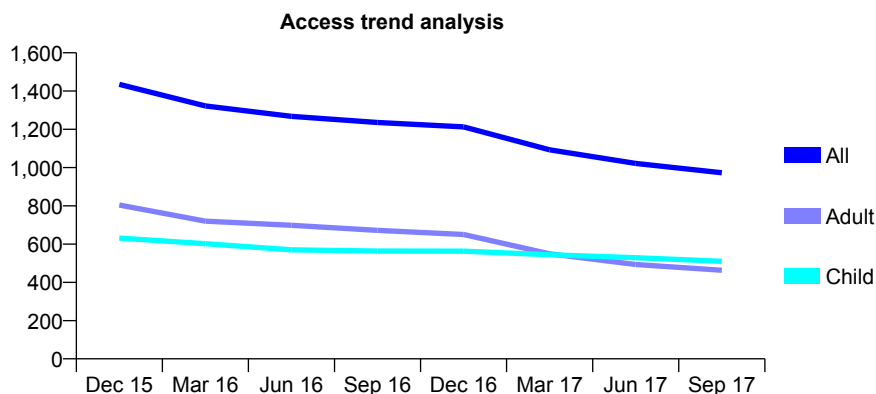
Q47 - Vital Signs At a Glance Contract Report for 913529/0002 - September 2017

Name or company name	MR PH THOMPSON
Contract type name	GDS Contract
Purpose of contract	General
Contract start date	01/12/2011
Contract end date	

17/18 Contracted general activity (UDA)	2,500
Carry forward general activity (UDA)	0
17/18 Contracted orthodontic activity (UOA)	0
Carry forward orthodontic activity (UOA)	0
Baseline contract value	£72,658.90

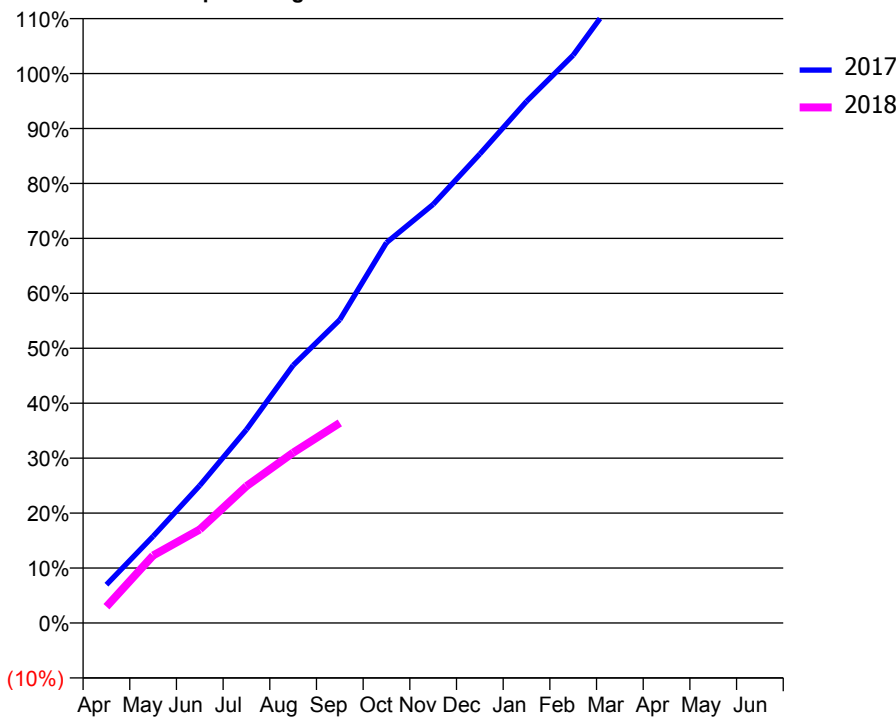
ACCESS*

Patients seen in 24 months	Total	Change since previous quarter
Quarter ending September 2016	1,236	
Quarter ending December 2016	1,213	↓
Quarter ending March 2017	1,093	↓
Quarter ending June 2017	1,022	↓
Quarter ending September 2017	973	↓
Variance since September 2016	(21.3%)	↓



ACTIVITY

Cumulative percentage of contracted UDA delivered 2017 & 2018



Adjusted Scheduled Activity (UDA)

Month	2017	2018
April	174	74
May	395	307
June	626	425
July	880	623
August	1,173	775
September	1,380	910
October	1,731	
November	1,904	
December	2,134	
January	2,373	
February	2,584	
March	2,874	
April	2,926	
May	2,931	
June	2,934	

QUALITY

	Quantity	Base Number	Contract	AT	Region	England
% of FP17s for the same patient ID Re-attending within 3 months - Children	16	338	4.7%	13.8%	12.8%	11.9%
% of FP17s for the same patient ID Re-attending within 3 months - Adults	45	246	18.3%	16.4%	16.5%	15.9%
% of FP17s for the same patient ID Re-attending between 3 & 9 months - Children	230	338	68.0%	57.5%	59.7%	58.1%
% of FP17s for the same patient ID Re-attending between 3 & 9 months - Adults	170	246	69.1%	51.4%	53.0%	50.6%
% of FP17s for Band 1 Urgent Courses	12	557	2.2%	10.9%	9.2%	9.1%
% of FP17s Relating to Free Repair or Replacements	6	557	1.1%	0.9%	1.0%	0.8%
% of FP17s Relating to Continuations	0	557	0.0%	1.1%	1.2%	1.1%
% of Patients satisfied with the dentistry they have received	1	1	N/A	91.2%	91.6%	91.4%
% of Patients satisfied with the time they had to wait for an appointment	1	1	N/A	86.8%	88.1%	87.7%

* This is based on patients treated on this contract for their most recent course of treatment. Figures in italics indicate the base number of FP17s or Patient Questionnaire responses are less than 100. N/A is shown where the base number of responses is less than 10 during the period. % is calculated as Quantity/Base number*100

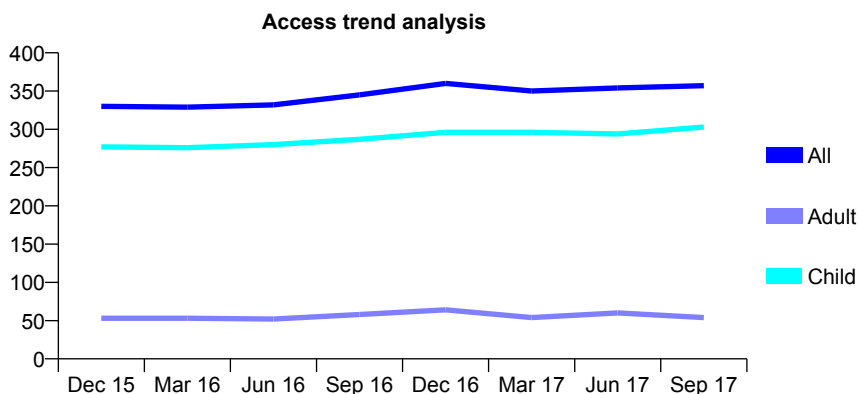
Q47 - Vital Signs At a Glance Contract Report for 913774/0001 - September 2017

Name or company name	MISS DE BROOKS
Contract type name	GDS Contract
Purpose of contract	General
Contract start date	01/04/2006
Contract end date	

17/18 Contracted general activity (UDA)	770
Carry forward general activity (UDA)	0
17/18 Contracted orthodontic activity (UOA)	0
Carry forward orthodontic activity (UOA)	0
Baseline contract value	£18,078.90

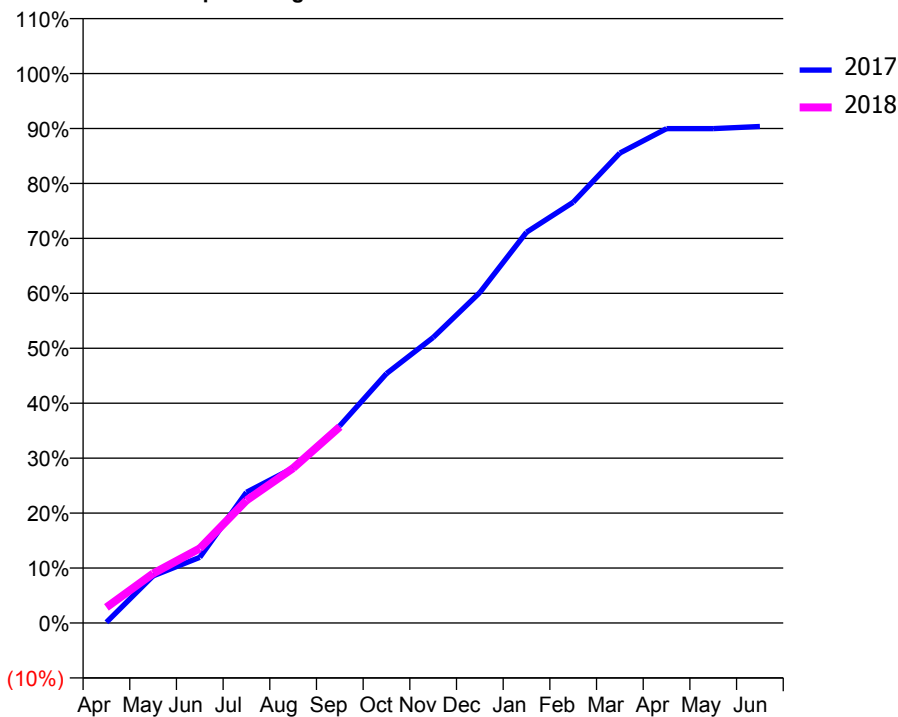
ACCESS*

Patients seen in 24 months	Total	Change since previous quarter
Quarter ending September 2016	345	
Quarter ending December 2016	360	↑
Quarter ending March 2017	350	↓
Quarter ending June 2017	354	→
Quarter ending September 2017	357	→
Variance since September 2016	3.5%	↑



ACTIVITY

Cumulative percentage of contracted UDA delivered 2017 & 2018



Month	Adjusted Scheduled Activity (UDA)	
	2017	2018
April	1	22
May	66	69
June	92	105
July	183	172
August	217	217
September	276	275
October	350	
November	400	
December	463	
January	548	
February	590	
March	659	
April	693	
May	693	
June	696	

QUALITY

	Quantity	Base Number	Contract	AT	Region	England
% of FP17s for the same patient ID Re-attending within 3 months - Children	5	238	2.1%	13.8%	12.8%	11.9%
% of FP17s for the same patient ID Re-attending within 3 months - Adults	0	19	0.0%	16.4%	16.5%	15.9%
% of FP17s for the same patient ID Re-attending between 3 & 9 months - Children	176	238	73.9%	57.5%	59.7%	58.1%
% of FP17s for the same patient ID Re-attending between 3 & 9 months - Adults	8	19	42.1%	51.4%	53.0%	50.6%
% of FP17s for Band 1 Urgent Courses	5	226	2.2%	10.9%	9.2%	9.1%
% of FP17s Relating to Free Repair or Replacements	0	226	0.0%	0.9%	1.0%	0.8%
% of FP17s Relating to Continuations	0	226	0.0%	1.1%	1.2%	1.1%
% of Patients satisfied with the dentistry they have received	0	0	N/A	91.2%	91.6%	91.4%
% of Patients satisfied with the time they had to wait for an appointment	0	0	N/A	86.8%	88.1%	87.7%

* This is based on patients treated on this contract for their most recent course of treatment. Figures in italics indicate the base number of FP17s or Patient Questionnaire responses are less than 100. N/A is shown where the base number of responses is less than 10 during the period. % is calculated as Quantity/Base number*100

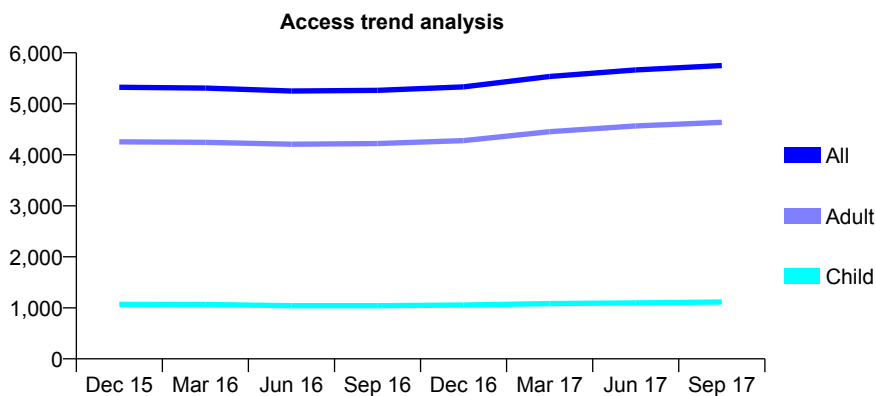
Q47 - Vital Signs At a Glance Contract Report for 916455/0001 - September 2017

Name or company name	Schonberg and Staneviciene
Contract type name	GDS Contract
Purpose of contract	General
Contract start date	01/04/2006
Contract end date	

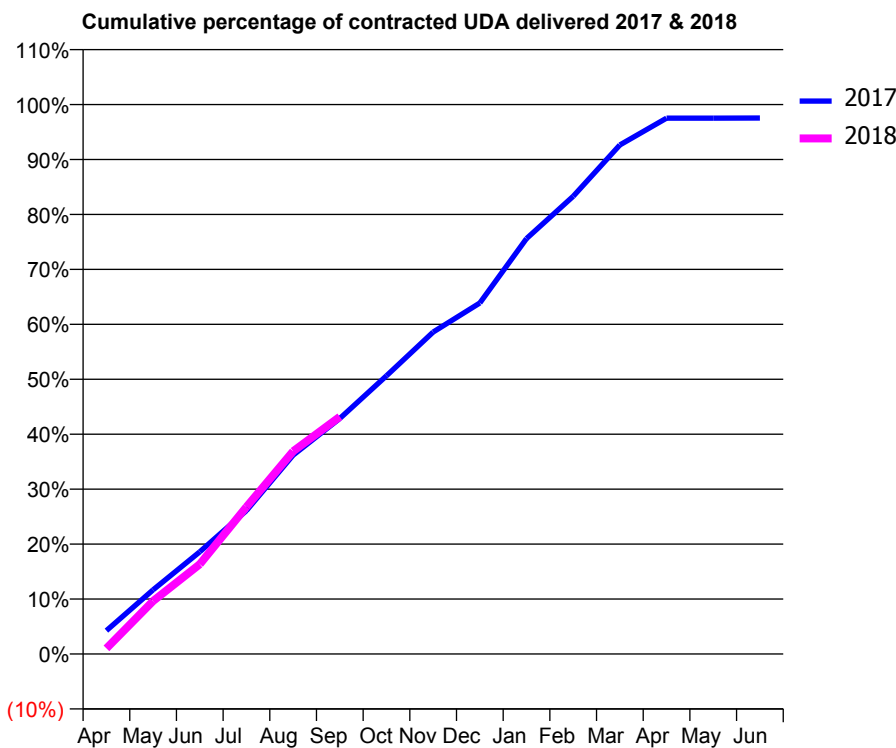
17/18 Contracted general activity (UDA)	18,751
Carry forward general activity (UDA)	462
17/18 Contracted orthodontic activity (UOA)	0
Carry forward orthodontic activity (UOA)	0
Baseline contract value	£580,230.55

ACCESS*

Patients seen in 24 months	Total	Change since previous quarter
Quarter ending September 2016	5,265	
Quarter ending December 2016	5,333	→
Quarter ending March 2017	5,536	↑
Quarter ending June 2017	5,664	↑
Quarter ending September 2017	5,751	→
Variance since September 2016	9.2%	↑



ACTIVITY



Month	Adjusted Scheduled Activity (UDA)	
	2017	2018
April	797	191
May	2,192	1,809
June	3,488	3,066
July	4,892	5,020
August	6,785	6,920
September	8,038	8,096
October	9,496	
November	10,989	
December	11,979	
January	14,175	
February	15,619	
March	17,370	
April	18,286	
May	18,286	
June	18,289	

QUALITY

	Quantity	Base Number	Contract	AT	Region	England
% of FP17s for the same patient ID Re-attending within 3 months - Children	94	941	10.0%	13.8%	12.8%	11.9%
% of FP17s for the same patient ID Re-attending within 3 months - Adults	827	4,106	20.1%	16.4%	16.5%	15.9%
% of FP17s for the same patient ID Re-attending between 3 & 9 months - Children	444	941	47.2%	57.5%	59.7%	58.1%
% of FP17s for the same patient ID Re-attending between 3 & 9 months - Adults	1,929	4,106	47.0%	51.4%	53.0%	50.6%
% of FP17s for Band 1 Urgent Courses	701	4,580	15.3%	10.9%	9.2%	9.1%
% of FP17s Relating to Free Repair or Replacements	77	4,580	1.7%	0.9%	1.0%	0.8%
% of FP17s Relating to Continuations	84	4,580	1.8%	1.1%	1.2%	1.1%
% of Patients satisfied with the dentistry they have received	25	26	96.2%	91.2%	91.6%	91.4%
% of Patients satisfied with the time they had to wait for an appointment	23	26	88.5%	86.8%	88.1%	87.7%

* This is based on patients treated on this contract for their most recent course of treatment. Figures in italics indicate the base number of FP17s or Patient Questionnaire responses are less than 100. N/A is shown where the base number of responses is less than 10 during the period. % is calculated as Quantity/Base number*100

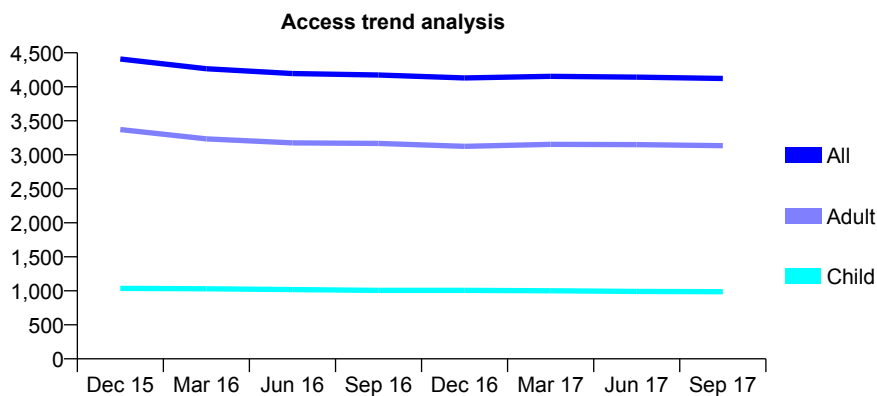
Q47 - Vital Signs At a Glance Contract Report for 917389/0002 - September 2017

Name or company name	MR GN BARLOW
Contract type name	GDS Contract
Purpose of contract	General
Contract start date	01/04/2006
Contract end date	

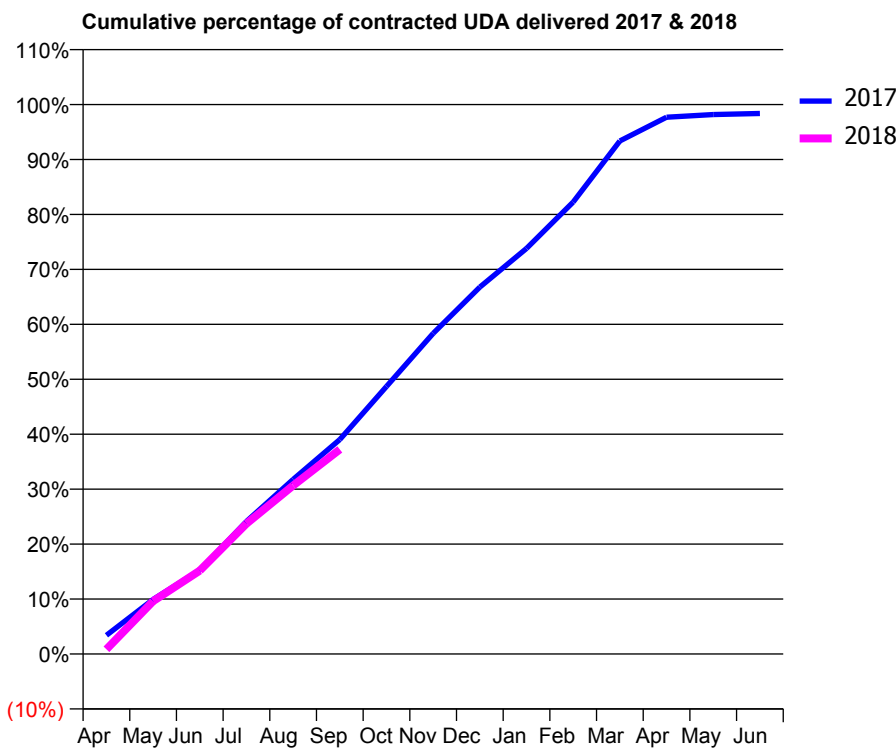
17/18 Contracted general activity (UDA)	13,141
Carry forward general activity (UDA)	0
17/18 Contracted orthodontic activity (UOA)	0
Carry forward orthodontic activity (UOA)	0
Baseline contract value	£369,447.09

ACCESS*

Patients seen in 24 months	Total	Change since previous quarter
Quarter ending September 2016	4,173	
Quarter ending December 2016	4,131	↓
Quarter ending March 2017	4,154	→
Quarter ending June 2017	4,142	→
Quarter ending September 2017	4,122	→
Variance since September 2016	(1.2%)	↓



ACTIVITY



Month	Adjusted Scheduled Activity (UDA)	
	2017	2018
April	447	114
May	1,305	1,266
June	2,004	1,995
July	3,170	3,116
August	4,175	4,029
September	5,131	4,893
October	6,400	
November	7,666	
December	8,775	
January	9,698	
February	10,809	
March	12,271	
April	12,835	
May	12,902	
June	12,925	

QUALITY

	Quantity	Base Number	Contract	AT	Region	England
% of FP17s for the same patient ID Re-attending within 3 months - Children	74	692	10.7%	13.8%	12.8%	11.9%
% of FP17s for the same patient ID Re-attending within 3 months - Adults	385	1,934	19.9%	16.4%	16.5%	15.9%
% of FP17s for the same patient ID Re-attending between 3 & 9 months - Children	372	692	53.8%	57.5%	59.7%	58.1%
% of FP17s for the same patient ID Re-attending between 3 & 9 months - Adults	799	1,934	41.3%	51.4%	53.0%	50.6%
% of FP17s for Band 1 Urgent Courses	242	2,359	10.3%	10.9%	9.2%	9.1%
% of FP17s Relating to Free Repair or Replacements	66	2,359	2.8%	0.9%	1.0%	0.8%
% of FP17s Relating to Continuations	52	2,359	2.2%	1.1%	1.2%	1.1%
% of Patients satisfied with the dentistry they have received	14	16	87.5%	91.2%	91.6%	91.4%
% of Patients satisfied with the time they had to wait for an appointment	10	16	62.5%	86.8%	88.1%	87.7%

* This is based on patients treated on this contract for their most recent course of treatment. Figures in italics indicate the base number of FP17s or Patient Questionnaire responses are less than 100. N/A is shown where the base number of responses is less than 10 during the period. % is calculated as Quantity/Base number*100

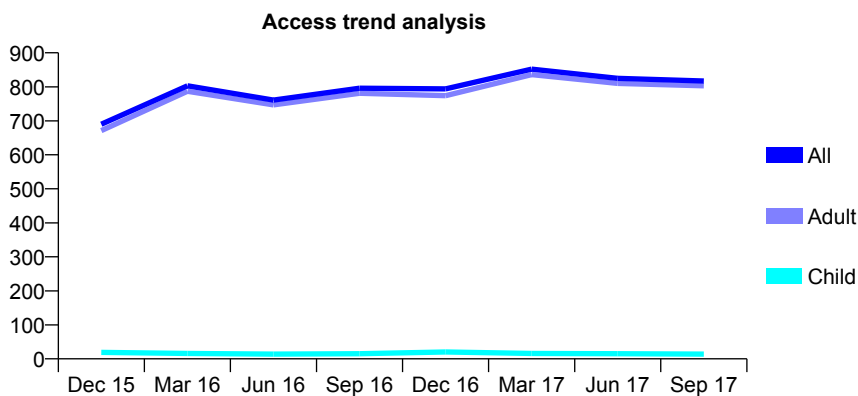
Q47 - Vital Signs At a Glance Contract Report for 917389/0003 - September 2017

Name or company name	MR GN BARLOW
Contract type name	GDS Contract
Purpose of contract	General
Contract start date	01/04/2014
Contract end date	

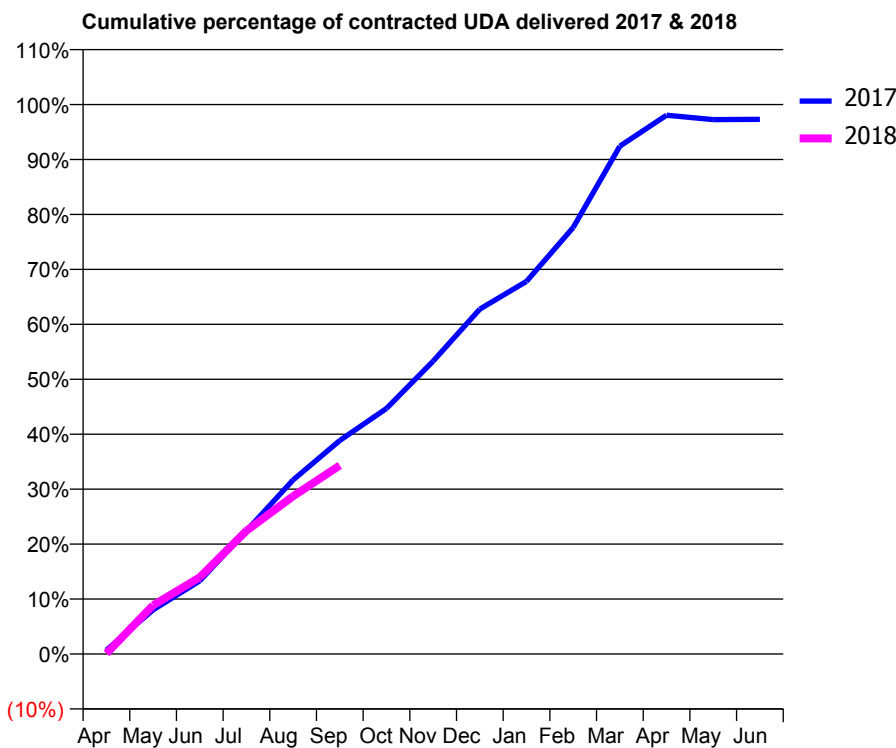
17/18 Contracted general activity (UDA)	3,124
Carry forward general activity (UDA)	0
17/18 Contracted orthodontic activity (UOA)	0
Carry forward orthodontic activity (UOA)	0
Baseline contract value	£298,519.76

ACCESS*

Patients seen in 24 months	Total	Change since previous quarter
Quarter ending September 2016	796	
Quarter ending December 2016	794	→
Quarter ending March 2017	852	↑
Quarter ending June 2017	825	↓
Quarter ending September 2017	817	→
Variance since September 2016	2.6%	↑



ACTIVITY



Month	Adjusted Scheduled Activity (UDA)	
	2017	2018
April	22	4
May	251	277
June	416	436
July	701	701
August	990	897
September	1,214	1,072
October	1,396	
November	1,665	
December	1,961	
January	2,118	
February	2,425	
March	2,887	
April	3,063	
May	3,038	
June	3,040	

QUALITY

	Quantity	Base Number	Contract	AT	Region	England
% of FP17s for the same patient ID Re-attending within 3 months - Children	1	19	5.3%	13.8%	12.8%	11.9%
% of FP17s for the same patient ID Re-attending within 3 months - Adults	45	375	12.0%	16.4%	16.5%	15.9%
% of FP17s for the same patient ID Re-attending between 3 & 9 months - Children	0	19	0.0%	57.5%	59.7%	58.1%
% of FP17s for the same patient ID Re-attending between 3 & 9 months - Adults	13	375	3.5%	51.4%	53.0%	50.6%
% of FP17s for Band 1 Urgent Courses	15	345	4.3%	10.9%	9.2%	9.1%
% of FP17s Relating to Free Repair or Replacements	2	345	0.6%	0.9%	1.0%	0.8%
% of FP17s Relating to Continuations	10	345	2.9%	1.1%	1.2%	1.1%
% of Patients satisfied with the dentistry they have received	1	2	N/A	91.2%	91.6%	91.4%
% of Patients satisfied with the time they had to wait for an appointment	2	2	N/A	86.8%	88.1%	87.7%

* This is based on patients treated on this contract for their most recent course of treatment. Figures in italics indicate the base number of FP17s or Patient Questionnaire responses are less than 100. N/A is shown where the base number of responses is less than 10 during the period. % is calculated as Quantity/Base number*100

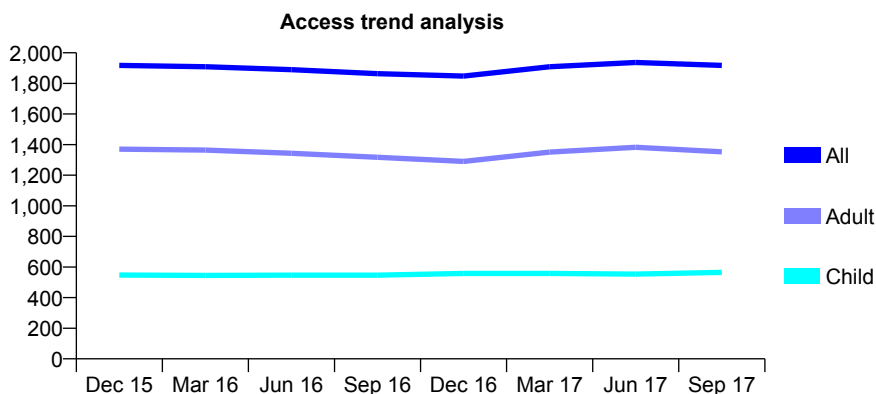
Q47 - Vital Signs At a Glance Contract Report for 917672/0001 - September 2017

Name or company name	MR MJ HOLYOAK
Contract type name	GDS Contract
Purpose of contract	General
Contract start date	01/04/2006
Contract end date	

17/18 Contracted general activity (UDA)	4,900
Carry forward general activity (UDA)	0
17/18 Contracted orthodontic activity (UOA)	0
Carry forward orthodontic activity (UOA)	0
Baseline contract value	£102,424.25

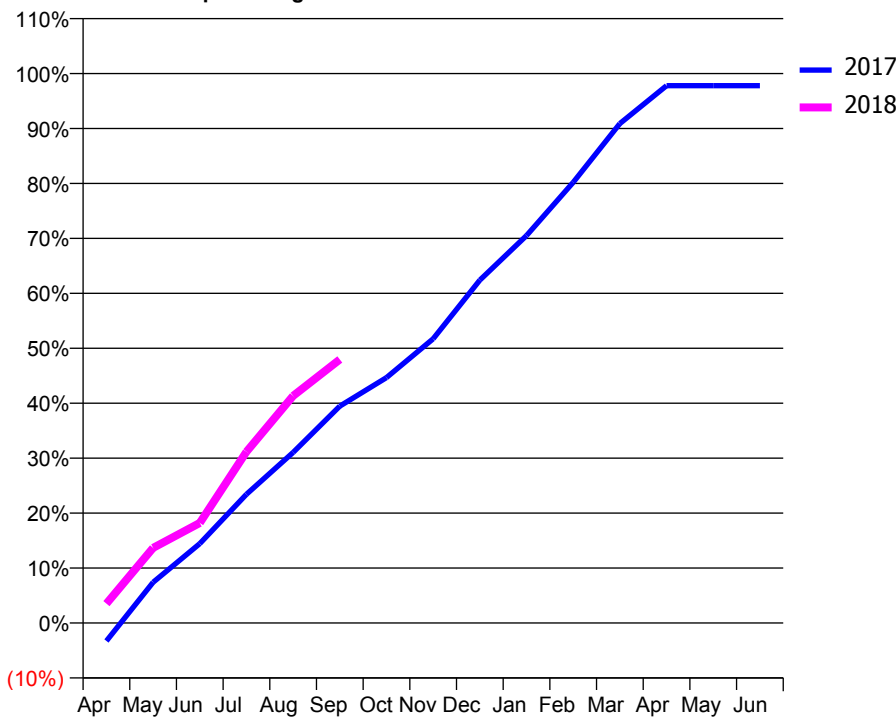
ACCESS*

Patients seen in 24 months	Total	Change since previous quarter
Quarter ending September 2016	1,864	
Quarter ending December 2016	1,848	→
Quarter ending March 2017	1,909	↑
Quarter ending June 2017	1,937	→
Quarter ending September 2017	1,918	→
Variance since September 2016	2.9%	↑



ACTIVITY

Cumulative percentage of contracted UDA delivered 2017 & 2018



Month	Adjusted Scheduled Activity (UDA)	
	2017	2018
April	-161	173
May	363	671
June	708	892
July	1,148	1,527
August	1,522	2,025
September	1,934	2,350
October	2,189	
November	2,534	
December	3,058	
January	3,455	
February	3,929	
March	4,454	
April	4,791	
May	4,791	
June	4,791	

QUALITY

	Quantity	Base Number	Contract	AT	Region	England
% of FP17s for the same patient ID Re-attending within 3 months - Children	28	460	6.1%	13.8%	12.8%	11.9%
% of FP17s for the same patient ID Re-attending within 3 months - Adults	178	1,073	16.6%	16.4%	16.5%	15.9%
% of FP17s for the same patient ID Re-attending between 3 & 9 months - Children	297	460	64.6%	57.5%	59.7%	58.1%
% of FP17s for the same patient ID Re-attending between 3 & 9 months - Adults	651	1,073	60.7%	51.4%	53.0%	50.6%
% of FP17s for Band 1 Urgent Courses	29	1,409	2.1%	10.9%	9.2%	9.1%
% of FP17s Relating to Free Repair or Replacements	3	1,409	0.2%	0.9%	1.0%	0.8%
% of FP17s Relating to Continuations	60	1,409	4.3%	1.1%	1.2%	1.1%
% of Patients satisfied with the dentistry they have received	2	2	N/A	91.2%	91.6%	91.4%
% of Patients satisfied with the time they had to wait for an appointment	2	2	N/A	86.8%	88.1%	87.7%

* This is based on patients treated on this contract for their most recent course of treatment. Figures in italics indicate the base number of FP17s or Patient Questionnaire responses are less than 100. N/A is shown where the base number of responses is less than 10 during the period. % is calculated as Quantity/Base number*100

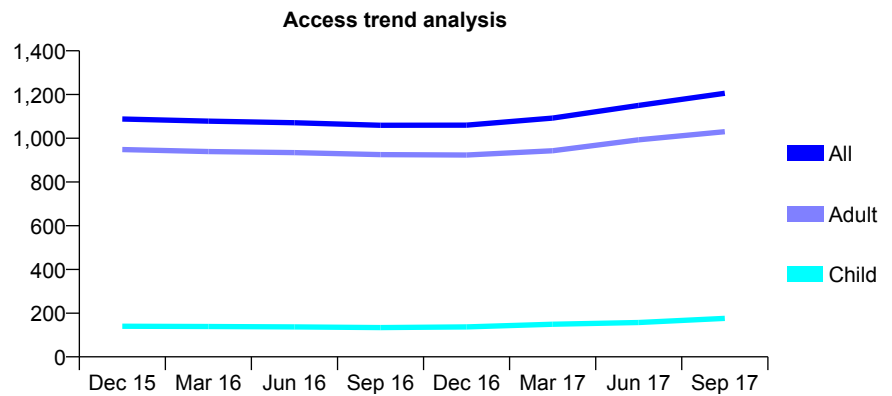
Q47 - Vital Signs At a Glance Contract Report for 928429/0001 - September 2017

Name or company name	MRS SJ WOODHEAD
Contract type name	GDS Contract
Purpose of contract	General
Contract start date	01/04/2006
Contract end date	

17/18 Contracted general activity (UDA)	6,000
Carry forward general activity (UDA)	0
17/18 Contracted orthodontic activity (UOA)	0
Carry forward orthodontic activity (UOA)	0
Baseline contract value	£130,439.36

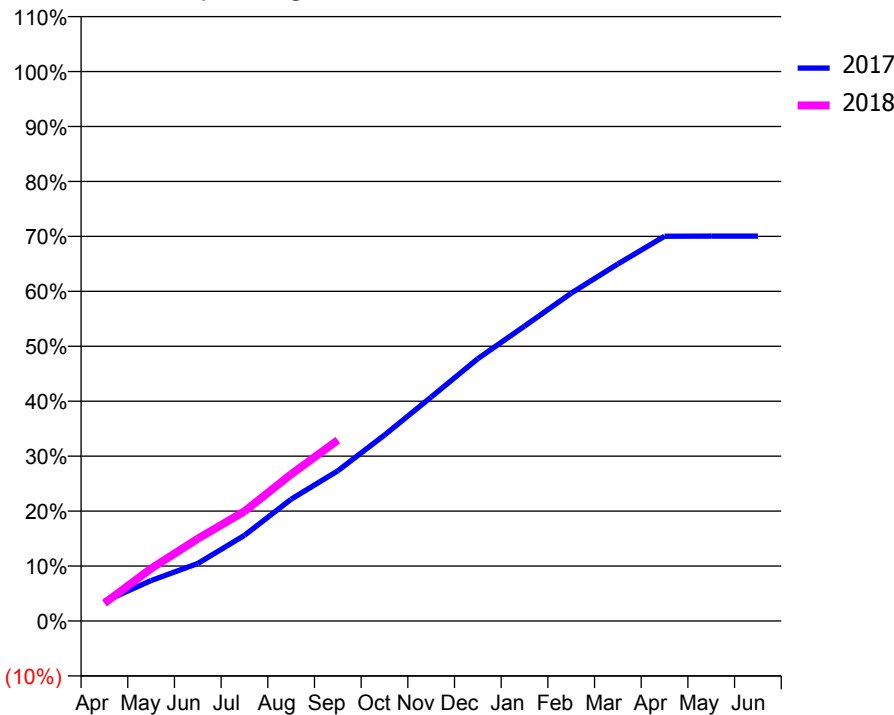
ACCESS*

Patients seen in 24 months	Total	Change since previous quarter
Quarter ending September 2016	1,059	
Quarter ending December 2016	1,060	→
Quarter ending March 2017	1,092	↑
Quarter ending June 2017	1,150	↑
Quarter ending September 2017	1,206	↑
Variance since September 2016	13.9%	↑



ACTIVITY

Cumulative percentage of contracted UDA delivered 2017 & 2018



Month	Adjusted Scheduled Activity (UDA)	
	2017	2018
April	213	194
May	443	573
June	628	898
July	935	1,197
August	1,330	1,602
September	1,640	1,975
October	2,031	
November	2,445	
December	2,865	
January	3,220	
February	3,580	
March	3,899	
April	4,202	
May	4,203	
June	4,203	

QUALITY

	Quantity	Base Number	Contract	AT	Region	England
% of FP17s for the same patient ID Re-attending within 3 months - Children	22	143	15.4%	13.8%	12.8%	11.9%
% of FP17s for the same patient ID Re-attending within 3 months - Adults	246	870	28.3%	16.4%	16.5%	15.9%
% of FP17s for the same patient ID Re-attending between 3 & 9 months - Children	55	143	38.5%	57.5%	59.7%	58.1%
% of FP17s for the same patient ID Re-attending between 3 & 9 months - Adults	320	870	36.8%	51.4%	53.0%	50.6%
% of FP17s for Band 1 Urgent Courses	144	902	16.0%	10.9%	9.2%	9.1%
% of FP17s Relating to Free Repair or Replacements	47	902	5.2%	0.9%	1.0%	0.8%
% of FP17s Relating to Continuations	32	902	3.5%	1.1%	1.2%	1.1%
% of Patients satisfied with the dentistry they have received	3	3	N/A	91.2%	91.6%	91.4%
% of Patients satisfied with the time they had to wait for an appointment	3	3	N/A	86.8%	88.1%	87.7%

* This is based on patients treated on this contract for their most recent course of treatment. Figures in italics indicate the base number of FP17s or Patient Questionnaire responses are less than 100. N/A is shown where the base number of responses is less than 10 during the period. % is calculated as Quantity/Base number*100

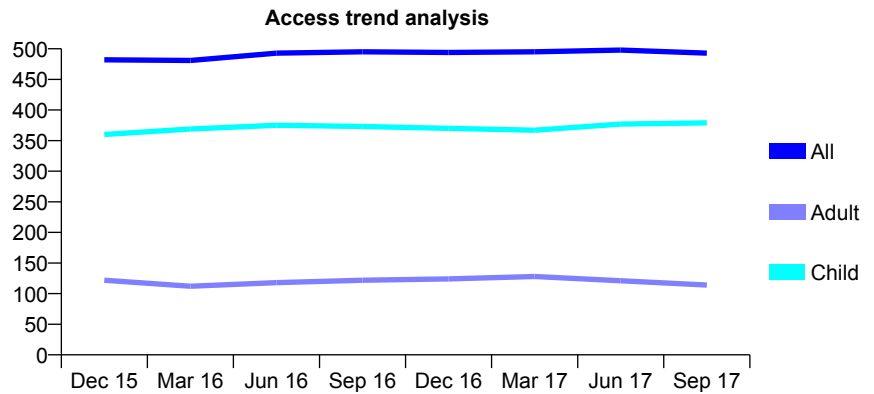
Q47 - Vital Signs At a Glance Contract Report for 931195/0001 - September 2017

Name or company name	MR DJ QUINN
Contract type name	GDS Contract
Purpose of contract	General
Contract start date	05/05/2009
Contract end date	

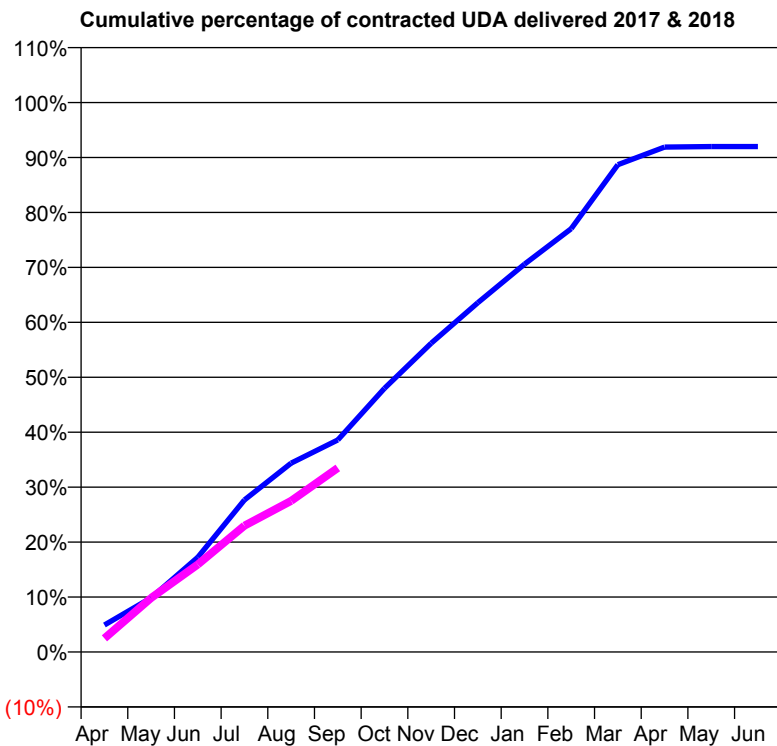
17/18 Contracted general activity (UDA)	1,281
Carry forward general activity (UDA)	0
17/18 Contracted orthodontic activity (UOA)	0
Carry forward orthodontic activity (UOA)	0
Baseline contract value	£35,003.05

ACCESS*

Patients seen in 24 months	Total	Change since previous quarter
Quarter ending September 2016	495	
Quarter ending December 2016	494	→
Quarter ending March 2017	495	→
Quarter ending June 2017	498	→
Quarter ending September 2017	493	↓
Variance since September 2016	(0.4%)	→



ACTIVITY



Month	Adjusted Scheduled Activity (UDA)	
	2017	2018
April	63	32
May	126	126
June	221	204
July	354	294
August	440	352
September	494	429
October	615	
November	720	
December	814	
January	904	
February	987	
March	1,136	
April	1,177	
May	1,178	
June	1,178	

QUALITY

	Quantity	Base Number	Contract	AT	Region	England
% of FP17s for the same patient ID Re-attending within 3 months - Children	13	310	4.2%	13.8%	12.8%	11.9%
% of FP17s for the same patient ID Re-attending within 3 months - Adults	3	57	5.3%	16.4%	16.5%	15.9%
% of FP17s for the same patient ID Re-attending between 3 & 9 months - Children	191	310	61.6%	57.5%	59.7%	58.1%
% of FP17s for the same patient ID Re-attending between 3 & 9 months - Adults	44	57	77.2%	51.4%	53.0%	50.6%
% of FP17s for Band 1 Urgent Courses	5	338	1.5%	10.9%	9.2%	9.1%
% of FP17s Relating to Free Repair or Replacements	0	338	0.0%	0.9%	1.0%	0.8%
% of FP17s Relating to Continuations	0	338	0.0%	1.1%	1.2%	1.1%
% of Patients satisfied with the dentistry they have received	0	0	N/A	91.2%	91.6%	91.4%
% of Patients satisfied with the time they had to wait for an appointment	0	0	N/A	86.8%	88.1%	87.7%

* This is based on patients treated on this contract for their most recent course of treatment. Figures in italics indicate the base number of FP17s or Patient Questionnaire responses are less than 100. N/A is shown where the base number of responses is less than 10 during the period. % is calculated as Quantity/Base number*100

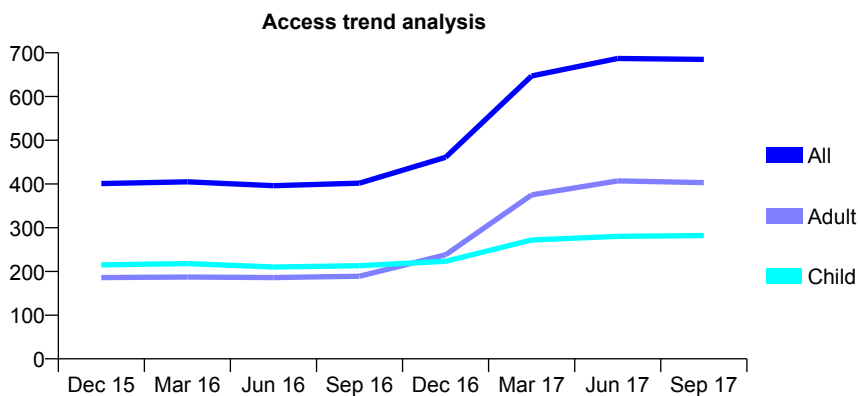
Q47 - Vital Signs At a Glance Contract Report for 934658/0001 - September 2017

Name or company name	Dr M Best
Contract type name	GDS Contract
Purpose of contract	General
Contract start date	01/04/2006
Contract end date	

17/18 Contracted general activity (UDA)	2,544
Carry forward general activity (UDA)	0
17/18 Contracted orthodontic activity (UOA)	0
Carry forward orthodontic activity (UOA)	0
Baseline contract value	£69,132.86

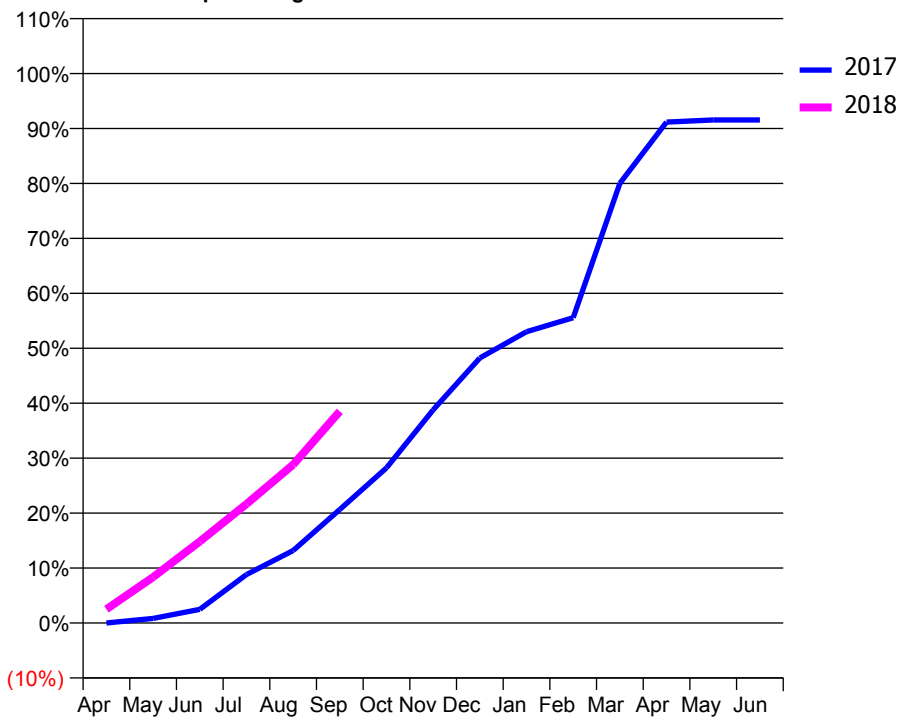
ACCESS*

Patients seen in 24 months	Total	Change since previous quarter
Quarter ending September 2016	402	
Quarter ending December 2016	461	↑
Quarter ending March 2017	647	↑
Quarter ending June 2017	687	↑
Quarter ending September 2017	685	→
Variance since September 2016	70.4%	↑



ACTIVITY

Cumulative percentage of contracted UDA delivered 2017 & 2018



Month	Adjusted Scheduled Activity (UDA)	
	2017	2018
April	0	64
May	21	213
June	63	377
July	225	551
August	336	733
September	526	980
October	718	
November	987	
December	1,227	
January	1,349	
February	1,413	
March	2,036	
April	2,319	
May	2,329	
June	2,329	

QUALITY

	Quantity	Base Number	Contract	AT	Region	England
% of FP17s for the same patient ID Re-attending within 3 months - Children	39	202	19.3%	13.8%	12.8%	11.9%
% of FP17s for the same patient ID Re-attending within 3 months - Adults	84	304	27.6%	16.4%	16.5%	15.9%
% of FP17s for the same patient ID Re-attending between 3 & 9 months - Children	102	202	50.5%	57.5%	59.7%	58.1%
% of FP17s for the same patient ID Re-attending between 3 & 9 months - Adults	98	304	32.2%	51.4%	53.0%	50.6%
% of FP17s for Band 1 Urgent Courses	26	409	6.4%	10.9%	9.2%	9.1%
% of FP17s Relating to Free Repair or Replacements	2	409	0.5%	0.9%	1.0%	0.8%
% of FP17s Relating to Continuations	12	409	2.9%	1.1%	1.2%	1.1%
% of Patients satisfied with the dentistry they have received	3	3	N/A	91.2%	91.6%	91.4%
% of Patients satisfied with the time they had to wait for an appointment	3	3	N/A	86.8%	88.1%	87.7%

* This is based on patients treated on this contract for their most recent course of treatment. Figures in italics indicate the base number of FP17s or Patient Questionnaire responses are less than 100. N/A is shown where the base number of responses is less than 10 during the period. % is calculated as Quantity/Base number*100

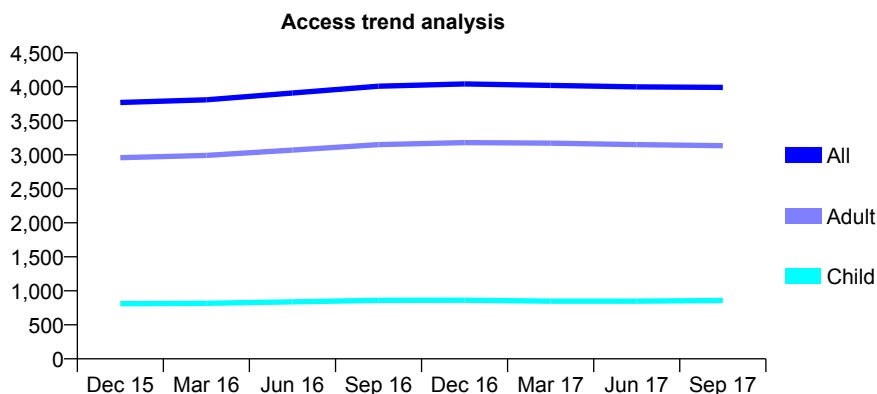
Q47 - Vital Signs At a Glance Contract Report for 942235/0001 - September 2017

Name or company name	MRS CA LEADBETTER
Contract type name	GDS Contract
Purpose of contract	General
Contract start date	01/04/2006
Contract end date	

17/18 Contracted general activity (UDA)	10,453
Carry forward general activity (UDA)	0
17/18 Contracted orthodontic activity (UOA)	0
Carry forward orthodontic activity (UOA)	0
Baseline contract value	£226,999.22

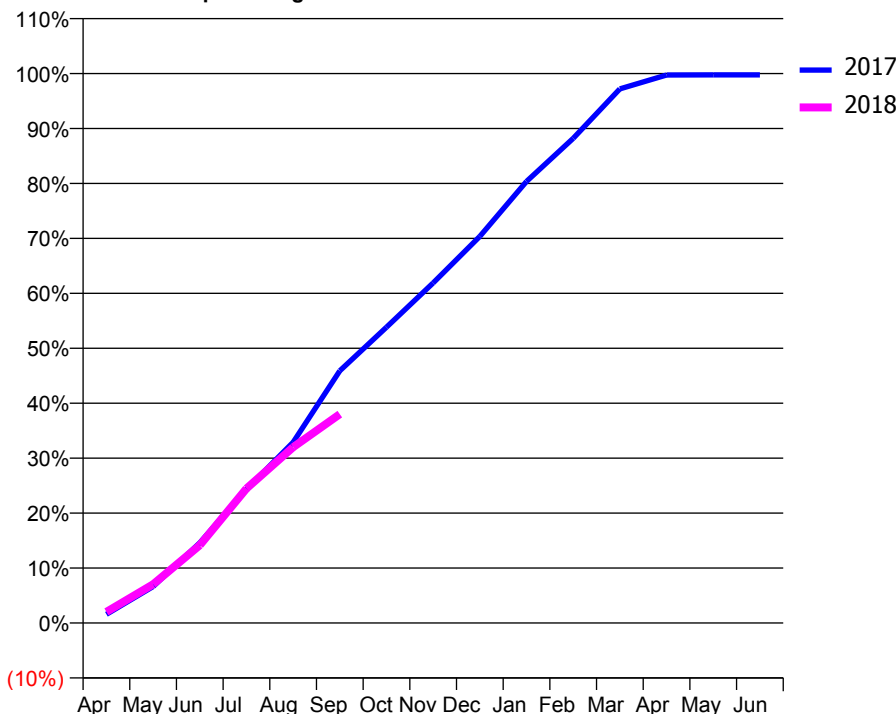
ACCESS*

Patients seen in 24 months	Total	Change since previous quarter
Quarter ending September 2016	4,009	
Quarter ending December 2016	4,042	→
Quarter ending March 2017	4,020	→
Quarter ending June 2017	3,999	→
Quarter ending September 2017	3,992	→
Variance since September 2016	(0.4%)	→



ACTIVITY

Cumulative percentage of contracted UDA delivered 2017 & 2018



Adjusted Scheduled Activity (UDA)

Month	2017	2018
April	167	212
May	695	738
June	1,526	1,480
July	2,547	2,559
August	3,438	3,344
September	4,799	3,973
October	5,627	
November	6,470	
December	7,355	
January	8,400	
February	9,221	
March	10,161	
April	10,424	
May	10,427	
June	10,427	

QUALITY

	Quantity	Base Number	Contract	AT	Region	England
% of FP17s for the same patient ID Re-attending within 3 months - Children	35	558	6.3%	13.8%	12.8%	11.9%
% of FP17s for the same patient ID Re-attending within 3 months - Adults	236	1,883	12.5%	16.4%	16.5%	15.9%
% of FP17s for the same patient ID Re-attending between 3 & 9 months - Children	342	558	61.3%	57.5%	59.7%	58.1%
% of FP17s for the same patient ID Re-attending between 3 & 9 months - Adults	1,145	1,883	60.8%	51.4%	53.0%	50.6%
% of FP17s for Band 1 Urgent Courses	393	2,326	16.9%	10.9%	9.2%	9.1%
% of FP17s Relating to Free Repair or Replacements	23	2,326	1.0%	0.9%	1.0%	0.8%
% of FP17s Relating to Continuations	23	2,326	1.0%	1.1%	1.2%	1.1%
% of Patients satisfied with the dentistry they have received	7	8	N/A	91.2%	91.6%	91.4%
% of Patients satisfied with the time they had to wait for an appointment	7	8	N/A	86.8%	88.1%	87.7%

* This is based on patients treated on this contract for their most recent course of treatment. Figures in italics indicate the base number of FP17s or Patient Questionnaire responses are less than 100. N/A is shown where the base number of responses is less than 10 during the period. % is calculated as Quantity/Base number*100

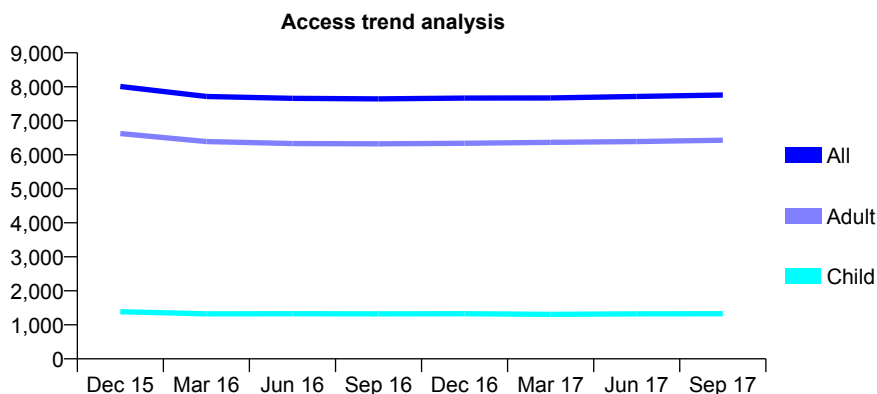
Q47 - Vital Signs At a Glance Contract Report for 997307/0001 - September 2017

Name or company name	Dr H Kadri
Contract type name	GDS Contract
Purpose of contract	General
Contract start date	01/04/2006
Contract end date	

17/18 Contracted general activity (UDA)	21,231
Carry forward general activity (UDA)	145
17/18 Contracted orthodontic activity (UOA)	0
Carry forward orthodontic activity (UOA)	0
Baseline contract value	£578,590.71

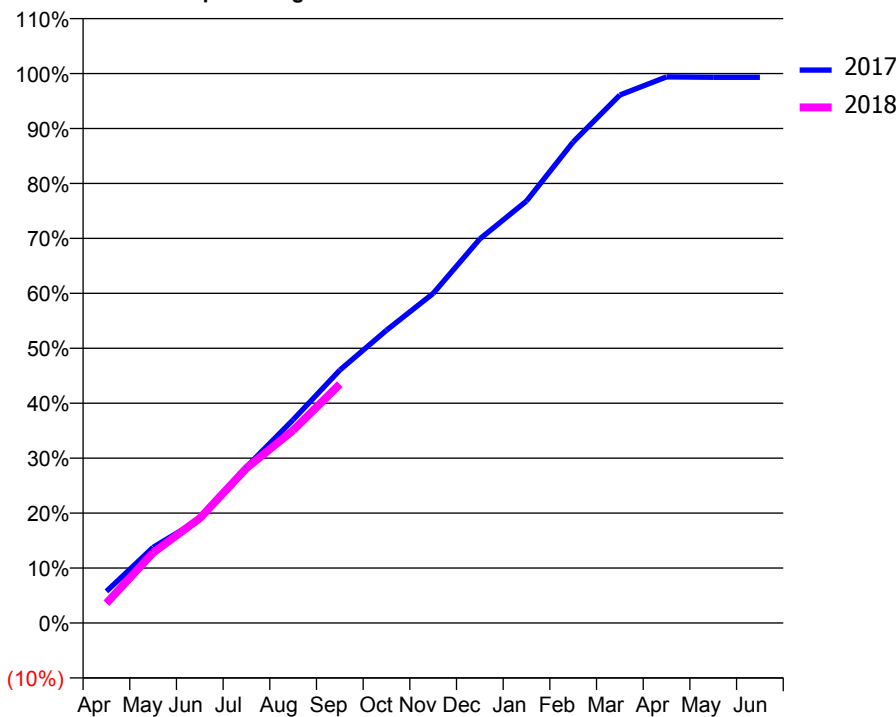
ACCESS*

Patients seen in 24 months	Total	Change since previous quarter
Quarter ending September 2016	7,647	
Quarter ending December 2016	7,668	→
Quarter ending March 2017	7,673	→
Quarter ending June 2017	7,714	→
Quarter ending September 2017	7,760	→
Variance since September 2016	1.5%	→



ACTIVITY

Cumulative percentage of contracted UDA delivered 2017 & 2018



Adjusted Scheduled Activity (UDA)

Month	2017	2018
April	1,226	763
May	2,925	2,715
June	4,011	4,046
July	6,032	5,986
August	7,853	7,449
September	9,769	9,228
October	11,309	
November	12,734	
December	14,842	
January	16,304	
February	18,587	
March	20,400	
April	21,100	
May	21,083	
June	21,086	

QUALITY

	Quantity	Base Number	Contract	AT	Region	England
% of FP17s for the same patient ID Re-attending within 3 months - Children	102	1,151	8.9%	13.8%	12.8%	11.9%
% of FP17s for the same patient ID Re-attending within 3 months - Adults	766	4,842	15.8%	16.4%	16.5%	15.9%
% of FP17s for the same patient ID Re-attending between 3 & 9 months - Children	756	1,151	65.7%	57.5%	59.7%	58.1%
% of FP17s for the same patient ID Re-attending between 3 & 9 months - Adults	2,543	4,842	52.5%	51.4%	53.0%	50.6%
% of FP17s for Band 1 Urgent Courses	558	5,584	10.0%	10.9%	9.2%	9.1%
% of FP17s Relating to Free Repair or Replacements	65	5,584	1.2%	0.9%	1.0%	0.8%
% of FP17s Relating to Continuations	14	5,584	0.3%	1.1%	1.2%	1.1%
% of Patients satisfied with the dentistry they have received	8	12	66.7%	91.2%	91.6%	91.4%
% of Patients satisfied with the time they had to wait for an appointment	12	12	100.0%	86.8%	88.1%	87.7%

* This is based on patients treated on this contract for their most recent course of treatment. Figures in italics indicate the base number of FP17s or Patient Questionnaire responses are less than 100. N/A is shown where the base number of responses is less than 10 during the period. % is calculated as Quantity/Base number*100

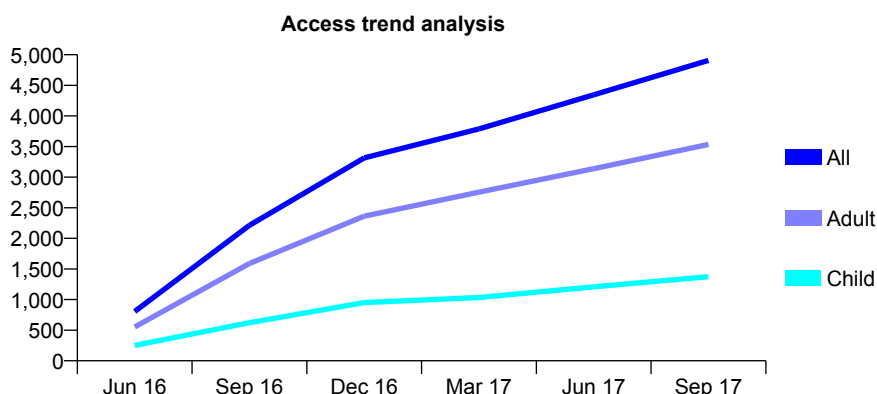
Q48 - Vital Signs At a Glance Contract Report for 100096/0000 - September 2017

Name or company name	Care (Lancashire) Ltd
Contract type name	GDS Contract
Purpose of contract	General
Contract start date	01/04/2016
Contract end date	

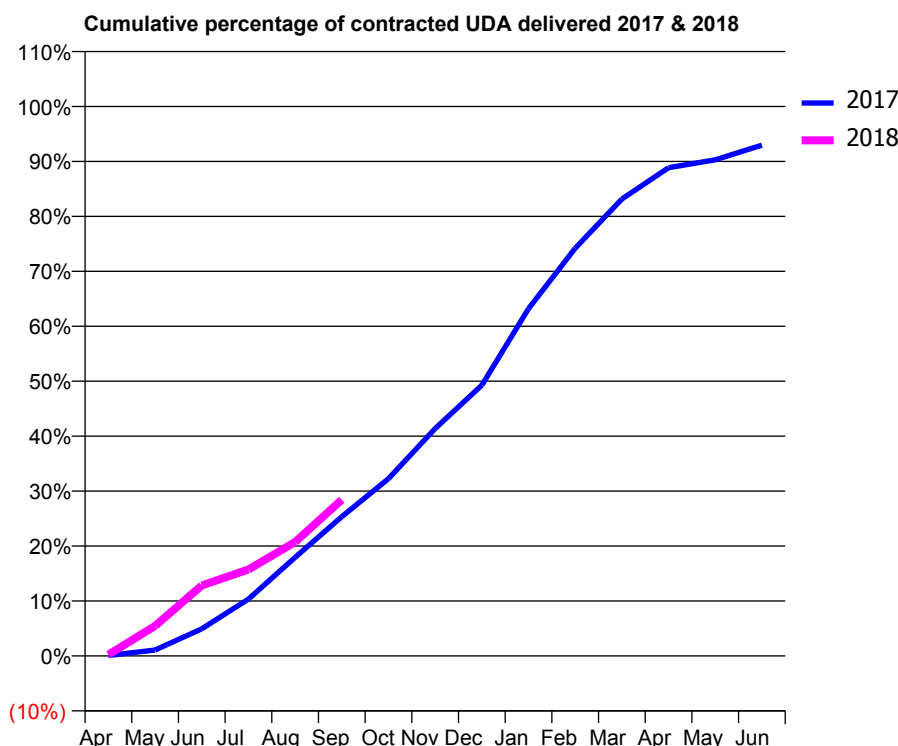
17/18 Contracted general activity (UDA)	24,000
Carry forward general activity (UDA)	0
17/18 Contracted orthodontic activity (UOA)	0
Carry forward orthodontic activity (UOA)	0
Baseline contract value	£626,477.34

ACCESS*

Patients seen in 24 months	Total	Change since previous quarter
Quarter ending September 2016	2,212	
Quarter ending December 2016	3,314	↑
Quarter ending March 2017	3,788	↑
Quarter ending June 2017	4,346	↑
Quarter ending September 2017	4,908	↑
Variance since September 2016	121.9%	↑



ACTIVITY



Month	Adjusted Scheduled Activity (UDA)	
	2017	2018
April	15	55
May	205	1,316
June	937	3,077
July	1,966	3,779
August	3,409	4,976
September	4,816	6,825
October	6,128	
November	7,866	
December	9,361	
January	12,009	
February	14,097	
March	15,801	
April	16,882	
May	17,153	
June	17,664	

QUALITY

	Quantity	Base Number	Contract	AT	Region	England
% of FP17s for the same patient ID Re-attending within 3 months - Children	83	1,032	8.0%	11.4%	12.8%	11.9%
% of FP17s for the same patient ID Re-attending within 3 months - Adults	360	2,433	14.8%	17.1%	16.5%	15.9%
% of FP17s for the same patient ID Re-attending between 3 & 9 months - Children	502	1,032	48.6%	53.9%	59.7%	58.1%
% of FP17s for the same patient ID Re-attending between 3 & 9 months - Adults	1,142	2,433	46.9%	44.5%	53.0%	50.6%
% of FP17s for Band 1 Urgent Courses	187	2,773	6.7%	11.9%	9.2%	9.1%
% of FP17s Relating to Free Repair or Replacements	12	2,773	0.4%	0.9%	1.0%	0.8%
% of FP17s Relating to Continuations	69	2,773	2.5%	1.3%	1.2%	1.1%
% of Patients satisfied with the dentistry they have received	7	8	N/A	91.2%	91.6%	91.4%
% of Patients satisfied with the time they had to wait for an appointment	6	8	N/A	87.6%	88.1%	87.7%

* This is based on patients treated on this contract for their most recent course of treatment. Figures in italics indicate the base number of FP17s or Patient Questionnaire responses are less than 100. N/A is shown where the base number of responses is less than 10 during the period. % is calculated as Quantity/Base number*100

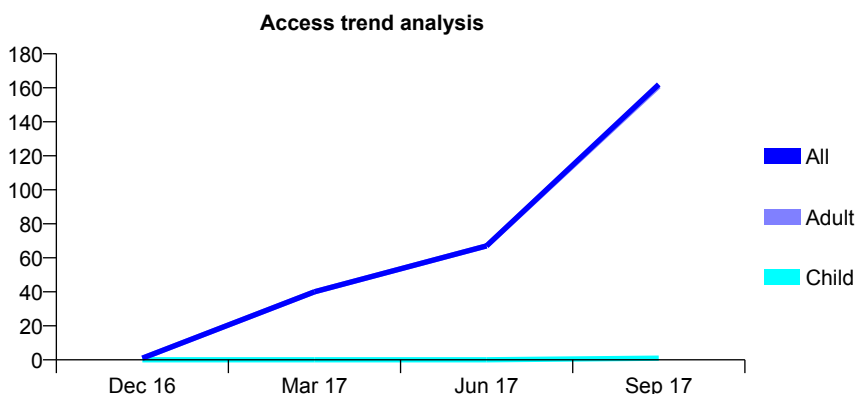
Q48 - Vital Signs At a Glance Contract Report for 100256/0000 - September 2017

Name or company name	Bridgewater Community Healthcare NHS F
Contract type name	PDS Contract
Purpose of contract	General
Contract start date	01/12/2016
Contract end date	30/11/2019

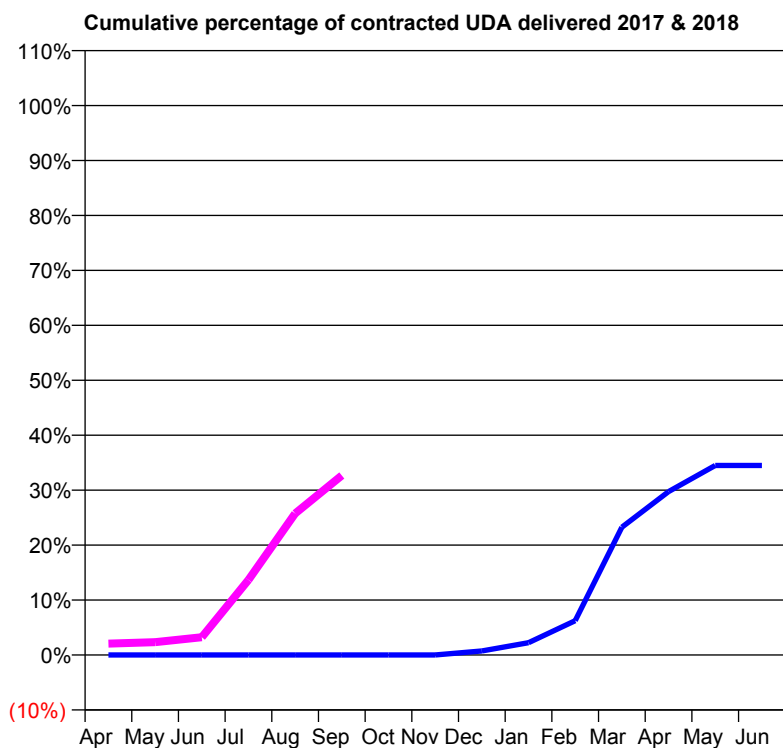
17/18 Contracted general activity (UDA)	1,200
Carry forward general activity (UDA)	0
17/18 Contracted orthodontic activity (UOA)	0
Carry forward orthodontic activity (UOA)	0
Baseline contract value	£65,182.71

ACCESS*

Patients seen in 24 months	Total	Change since previous quarter
Quarter ending September 2016	0	
Quarter ending December 2016	1	↑
Quarter ending March 2017	40	↑
Quarter ending June 2017	67	↑
Quarter ending September 2017	162	↑
Variance since September 2016	N/A	



ACTIVITY



Month	Adjusted Scheduled Activity (UDA)	
	2017	2018
April	0	25
May	0	28
June	0	39
July	0	164
August	0	309
September	0	392
October	0	
November	0	
December	3	
January	9	
February	25	
March	93	
April	119	
May	138	
June	138	

QUALITY

	Quantity	Base Number	Contract	AT	Region	England
% of FP17s for the same patient ID Re-attending within 3 months - Children	0	2	0.0%	11.4%	12.8%	11.9%
% of FP17s for the same patient ID Re-attending within 3 months - Adults	1	208	0.5%	17.1%	16.5%	15.9%
% of FP17s for the same patient ID Re-attending between 3 & 9 months - Children	0	2	0.0%	53.9%	59.7%	58.1%
% of FP17s for the same patient ID Re-attending between 3 & 9 months - Adults	0	208	0.0%	44.5%	53.0%	50.6%
% of FP17s for Band 1 Urgent Courses	1	166	0.6%	11.9%	9.2%	9.1%
% of FP17s Relating to Free Repair or Replacements	0	166	0.0%	0.9%	1.0%	0.8%
% of FP17s Relating to Continuations	0	166	0.0%	1.3%	1.2%	1.1%
% of Patients satisfied with the dentistry they have received	1	1	N/A	91.2%	91.6%	91.4%
% of Patients satisfied with the time they had to wait for an appointment	1	1	N/A	87.6%	88.1%	87.7%

* This is based on patients treated on this contract for their most recent course of treatment. Figures in italics indicate the base number of FP17s or Patient Questionnaire responses are less than 100. N/A is shown where the base number of responses is less than 10 during the period. % is calculated as Quantity/Base number*100

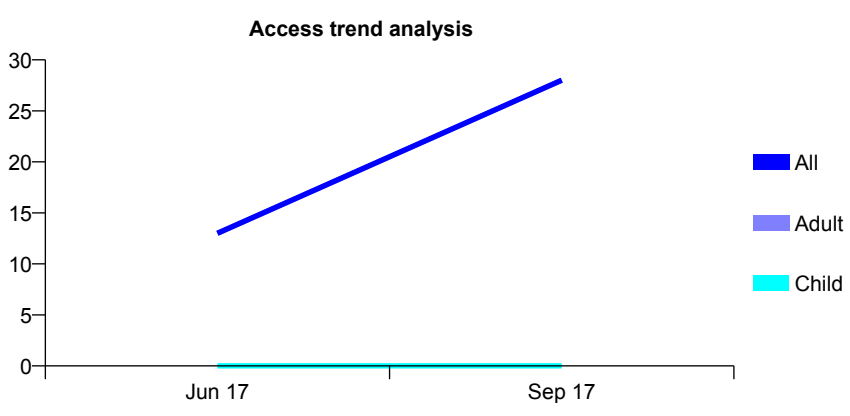
Q48 - Vital Signs At a Glance Contract Report for 100257/0000 - September 2017

Name or company name	Bridgewater Community Healthcare NHS F
Contract type name	PDS Contract
Purpose of contract	General
Contract start date	01/12/2016
Contract end date	30/11/2019

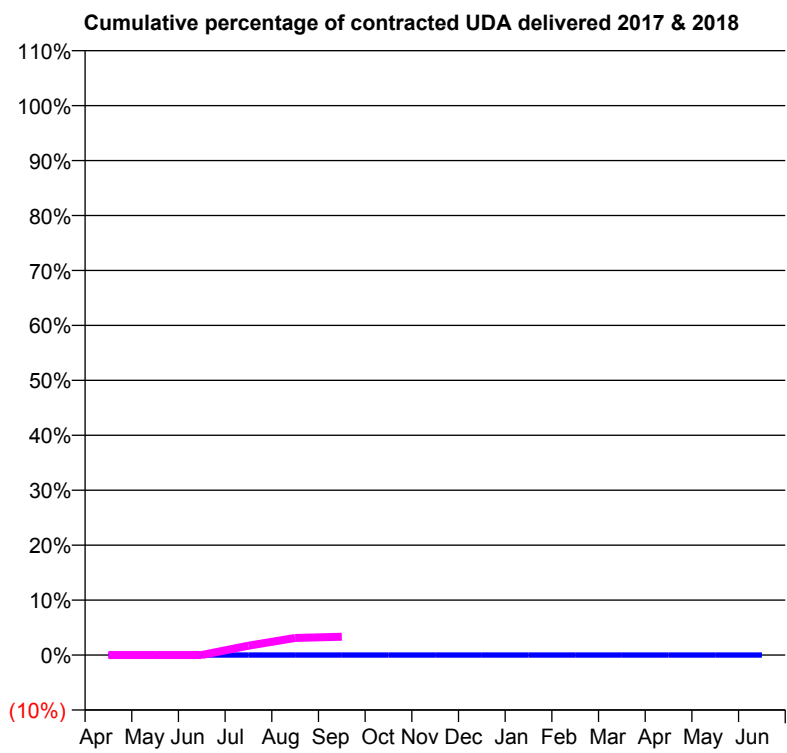
17/18 Contracted general activity (UDA)	1,800
Carry forward general activity (UDA)	0
17/18 Contracted orthodontic activity (UOA)	0
Carry forward orthodontic activity (UOA)	0
Baseline contract value	£97,774.06

ACCESS*

Patients seen in 24 months	Total	Change since previous quarter
Quarter ending September 2016	0	
Quarter ending December 2016	0	
Quarter ending March 2017	0	
Quarter ending June 2017	13	↑
Quarter ending September 2017	28	↑
Variance since September 2016	N/A	



ACTIVITY



Month	Adjusted Scheduled Activity (UDA)	
	2017	2018
April	0	0
May	0	0
June	0	0
July	0	31
August	0	56
September	0	60
October	0	
November	0	
December	0	
January	0	
February	0	
March	0	
April	0	
May	0	
June	0	

QUALITY

	Quantity	Base Number	Contract	AT	Region	England
% of FP17s for the same patient ID Re-attending within 3 months - Children	0	0	N/A	11.4%	12.8%	11.9%
% of FP17s for the same patient ID Re-attending within 3 months - Adults	0	39	0.0%	17.1%	16.5%	15.9%
% of FP17s for the same patient ID Re-attending between 3 & 9 months - Children	0	0	N/A	53.9%	59.7%	58.1%
% of FP17s for the same patient ID Re-attending between 3 & 9 months - Adults	0	39	0.0%	44.5%	53.0%	50.6%
% of FP17s for Band 1 Urgent Courses	0	26	0.0%	11.9%	9.2%	9.1%
% of FP17s Relating to Free Repair or Replacements	0	26	0.0%	0.9%	1.0%	0.8%
% of FP17s Relating to Continuations	0	26	0.0%	1.3%	1.2%	1.1%
% of Patients satisfied with the dentistry they have received	0	0	N/A	91.2%	91.6%	91.4%
% of Patients satisfied with the time they had to wait for an appointment	0	0	N/A	87.6%	88.1%	87.7%

* This is based on patients treated on this contract for their most recent course of treatment. Figures in italics indicate the base number of FP17s or Patient Questionnaire responses are less than 100. N/A is shown where the base number of responses is less than 10 during the period. % is calculated as Quantity/Base number*100

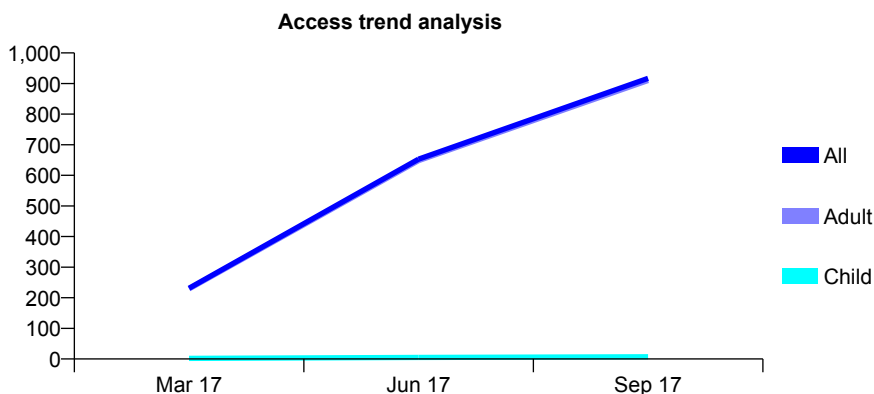
Q48 - Vital Signs At a Glance Contract Report for 100260/0000 - September 2017

Name or company name	Winston & Kelso
Contract type name	PDS Contract
Purpose of contract	General
Contract start date	01/12/2016
Contract end date	30/11/2019

17/18 Contracted general activity (UDA)	4,200
Carry forward general activity (UDA)	0
17/18 Contracted orthodontic activity (UOA)	0
Carry forward orthodontic activity (UOA)	0
Baseline contract value	£221,010.12

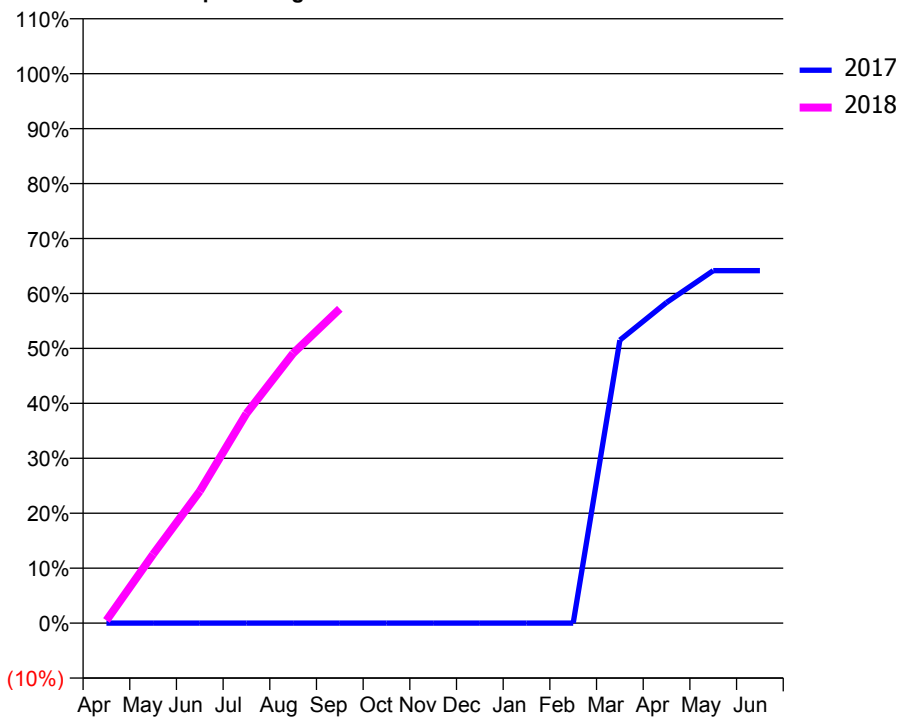
ACCESS*

Patients seen in 24 months	Total	Change since previous quarter
Quarter ending September 2016	0	
Quarter ending December 2016	0	
Quarter ending March 2017	231	
Quarter ending June 2017	653	↑
Quarter ending September 2017	917	↑
Variance since September 2016	N/A	



ACTIVITY

Cumulative percentage of contracted UDA delivered 2017 & 2018



Month	Adjusted Scheduled Activity (UDA)	
	2017	2018
April	0	21
May	0	526
June	0	1,009
July	0	1,603
August	0	2,062
September	0	2,403
October	0	
November	0	
December	0	
January	0	
February	0	
March	721	
April	817	
May	898	
June	898	

QUALITY

	Quantity	Base Number	Contract	AT	Region	England
% of FP17s for the same patient ID Re-attending within 3 months - Children	0	10	0.0%	11.4%	12.8%	11.9%
% of FP17s for the same patient ID Re-attending within 3 months - Adults	5	850	0.6%	17.1%	16.5%	15.9%
% of FP17s for the same patient ID Re-attending between 3 & 9 months - Children	0	10	0.0%	53.9%	59.7%	58.1%
% of FP17s for the same patient ID Re-attending between 3 & 9 months - Adults	0	850	0.0%	44.5%	53.0%	50.6%
% of FP17s for Band 1 Urgent Courses	0	804	0.0%	11.9%	9.2%	9.1%
% of FP17s Relating to Free Repair or Replacements	0	804	0.0%	0.9%	1.0%	0.8%
% of FP17s Relating to Continuations	0	804	0.0%	1.3%	1.2%	1.1%
% of Patients satisfied with the dentistry they have received	0	1	N/A	91.2%	91.6%	91.4%
% of Patients satisfied with the time they had to wait for an appointment	0	1	N/A	87.6%	88.1%	87.7%

* This is based on patients treated on this contract for their most recent course of treatment. Figures in italics indicate the base number of FP17s or Patient Questionnaire responses are less than 100. N/A is shown where the base number of responses is less than 10 during the period. % is calculated as Quantity/Base number*100

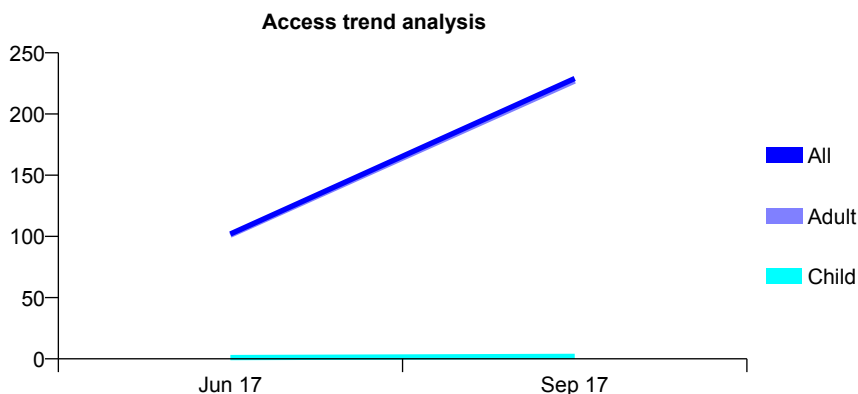
Q48 - Vital Signs At a Glance Contract Report for 100306/0000 - September 2017

Name or company name	MR SR LAKSHMIAH
Contract type name	PDS Contract
Purpose of contract	General
Contract start date	01/04/2017
Contract end date	31/03/2018

17/18 Contracted general activity (UDA)	1,380
Carry forward general activity (UDA)	0
17/18 Contracted orthodontic activity (UOA)	0
Carry forward orthodontic activity (UOA)	0
Baseline contract value	£70,275.11

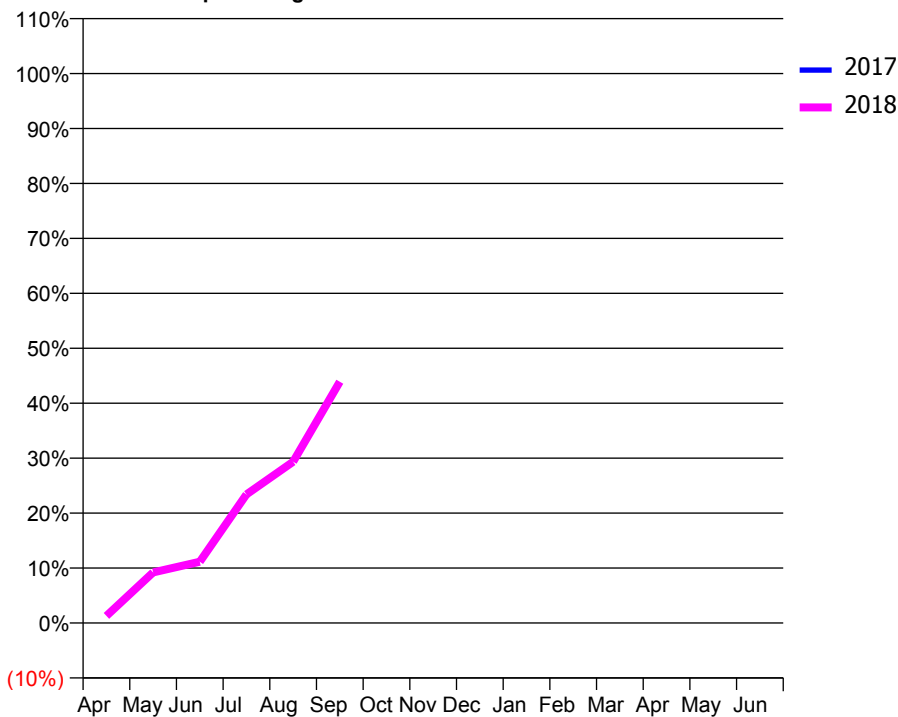
ACCESS*

Patients seen in 24 months	Total	Change since previous quarter
Quarter ending September 2016	0	
Quarter ending December 2016	0	
Quarter ending March 2017	0	
Quarter ending June 2017	102	↑
Quarter ending September 2017	229	↑
Variance since September 2016	N/A	



ACTIVITY

Cumulative percentage of contracted UDA delivered 2017 & 2018



Month	Adjusted Scheduled Activity (UDA)	
	2017	2018
April	0	18
May	0	127
June	0	154
July	0	323
August	0	405
September	0	606
October	0	
November	0	
December	0	
January	0	
February	0	
March	0	
April	0	
May	0	
June	0	

QUALITY

	Quantity	Base Number	Contract	AT	Region	England
% of FP17s for the same patient ID Re-attending within 3 months - Children	0	3	0.0%	11.4%	12.8%	11.9%
% of FP17s for the same patient ID Re-attending within 3 months - Adults	1	263	0.4%	17.1%	16.5%	15.9%
% of FP17s for the same patient ID Re-attending between 3 & 9 months - Children	0	3	0.0%	53.9%	59.7%	58.1%
% of FP17s for the same patient ID Re-attending between 3 & 9 months - Adults	1	263	0.4%	44.5%	53.0%	50.6%
% of FP17s for Band 1 Urgent Courses	0	266	0.0%	11.9%	9.2%	9.1%
% of FP17s Relating to Free Repair or Replacements	0	266	0.0%	0.9%	1.0%	0.8%
% of FP17s Relating to Continuations	0	266	0.0%	1.3%	1.2%	1.1%
% of Patients satisfied with the dentistry they have received	1	2	N/A	91.2%	91.6%	91.4%
% of Patients satisfied with the time they had to wait for an appointment	0	2	N/A	87.6%	88.1%	87.7%

* This is based on patients treated on this contract for their most recent course of treatment. Figures in italics indicate the base number of FP17s or Patient Questionnaire responses are less than 100. N/A is shown where the base number of responses is less than 10 during the period. % is calculated as Quantity/Base number*100

Q48 - Vital Signs At a Glance Contract Report for 100425/0000 - September 2017


Name or company name	Redbridge Assocaites Limited
Contract type name	PDS Contract
Purpose of contract	General
Contract start date	01/05/2017
Contract end date	30/11/2019

17/18 Contracted general activity (UDA)	2,200
Carry forward general activity (UDA)	0
17/18 Contracted orthodontic activity (UOA)	0
Carry forward orthodontic activity (UOA)	0
Baseline contract value	£115,105.25

ACCESS*

Patients seen in 24 months	Total	Change since previous quarter
Quarter ending September 2016	0	
Quarter ending December 2016	0	
Quarter ending March 2017	0	
Quarter ending June 2017	0	
Quarter ending September 2017	101	↑
Variance since September 2016	N/A	

Access trend analysis



ACTIVITY

Cumulative percentage of contracted UDA delivered 2017 & 2018



Month	Adjusted Scheduled Activity (UDA)	
	2017	2018
April	0	0
May	0	0
June	0	0
July	0	0
August	0	0
September	0	258
October	0	
November	0	
December	0	
January	0	
February	0	
March	0	
April	0	
May	0	
June	0	

QUALITY

	Quantity	Base Number	Contract	AT	Region	England
% of FP17s for the same patient ID Re-attending within 3 months - Children	0	0	N/A	11.4%	12.8%	11.9%
% of FP17s for the same patient ID Re-attending within 3 months - Adults	0	87	0.0%	17.1%	16.5%	15.9%
% of FP17s for the same patient ID Re-attending between 3 & 9 months - Children	0	0	N/A	53.9%	59.7%	58.1%
% of FP17s for the same patient ID Re-attending between 3 & 9 months - Adults	0	87	0.0%	44.5%	53.0%	50.6%
% of FP17s for Band 1 Urgent Courses	0	87	0.0%	11.9%	9.2%	9.1%
% of FP17s Relating to Free Repair or Replacements	0	87	0.0%	0.9%	1.0%	0.8%
% of FP17s Relating to Continuations	0	87	0.0%	1.3%	1.2%	1.1%
% of Patients satisfied with the dentistry they have received	0	0	N/A	91.2%	91.6%	91.4%
% of Patients satisfied with the time they had to wait for an appointment	0	0	N/A	87.6%	88.1%	87.7%

* This is based on patients treated on this contract for their most recent course of treatment. Figures in italics indicate the base number of FP17s or Patient Questionnaire responses are less than 100. N/A is shown where the base number of responses is less than 10 during the period. % is calculated as Quantity/Base number*100

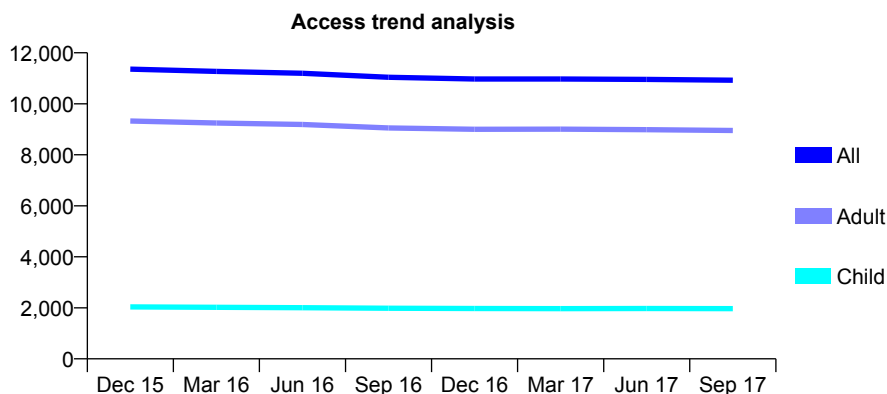
Q48 - Vital Signs At a Glance Contract Report for 101281/0115 - September 2017

Name or company name	OASIS DENTAL CARE LTD
Contract type name	GDS Contract
Purpose of contract	General
Contract start date	01/04/2006
Contract end date	

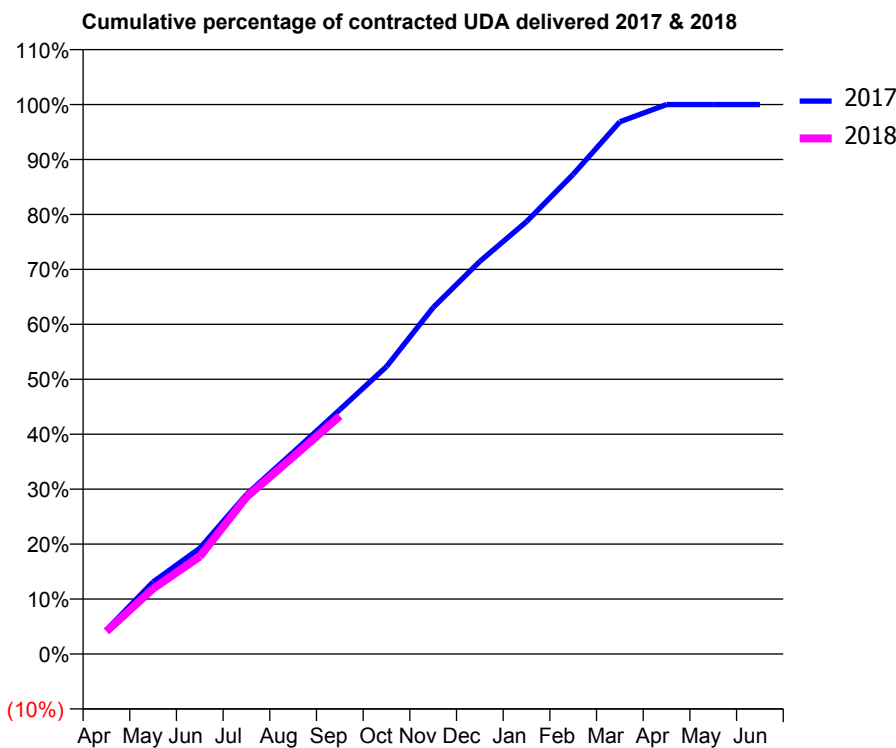
17/18 Contracted general activity (UDA)	34,474
Carry forward general activity (UDA)	0
17/18 Contracted orthodontic activity (UOA)	0
Carry forward orthodontic activity (UOA)	0
Baseline contract value	£958,690.88

ACCESS*

Patients seen in 24 months	Total	Change since previous quarter
Quarter ending September 2016	11,039	
Quarter ending December 2016	10,971	→
Quarter ending March 2017	10,973	→
Quarter ending June 2017	10,956	→
Quarter ending September 2017	10,924	→
Variance since September 2016	(1.0%)	↓



ACTIVITY



Month	Adjusted Scheduled Activity (UDA)	
	2017	2018
April	1,527	1,417
May	4,563	4,100
June	6,704	6,109
July	10,104	9,852
August	12,778	12,372
September	15,480	14,932
October	18,205	
November	21,947	
December	24,875	
January	27,387	
February	30,388	
March	33,712	
April	34,807	
May	34,807	
June	34,808	

QUALITY

	Quantity	Base Number	Contract	AT	Region	England
% of FP17s for the same patient ID Re-attending within 3 months - Children	112	1,734	6.5%	11.4%	12.8%	11.9%
% of FP17s for the same patient ID Re-attending within 3 months - Adults	1,098	7,078	15.5%	17.1%	16.5%	15.9%
% of FP17s for the same patient ID Re-attending between 3 & 9 months - Children	1,253	1,734	72.3%	53.9%	59.7%	58.1%
% of FP17s for the same patient ID Re-attending between 3 & 9 months - Adults	4,635	7,078	65.5%	44.5%	53.0%	50.6%
% of FP17s for Band 1 Urgent Courses	517	8,212	6.3%	11.9%	9.2%	9.1%
% of FP17s Relating to Free Repair or Replacements	134	8,212	1.6%	0.9%	1.0%	0.8%
% of FP17s Relating to Continuations	141	8,212	1.7%	1.3%	1.2%	1.1%
% of Patients satisfied with the dentistry they have received	29	29	100.0%	91.2%	91.6%	91.4%
% of Patients satisfied with the time they had to wait for an appointment	27	29	93.1%	87.6%	88.1%	87.7%

* This is based on patients treated on this contract for their most recent course of treatment. Figures in italics indicate the base number of FP17s or Patient Questionnaire responses are less than 100. N/A is shown where the base number of responses is less than 10 during the period. % is calculated as Quantity/Base number*100

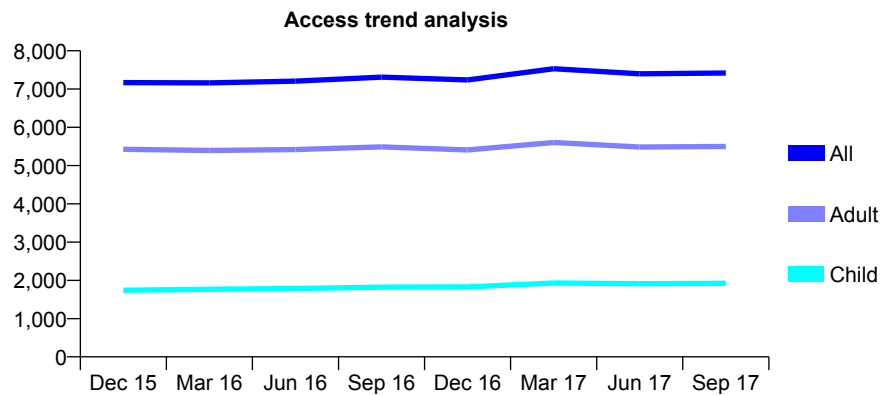
Q48 - Vital Signs At a Glance Contract Report for 101281/0168 - September 2017

Name or company name	OASIS DENTAL CARE LTD
Contract type name	GDS Contract
Purpose of contract	General
Contract start date	29/05/2007
Contract end date	

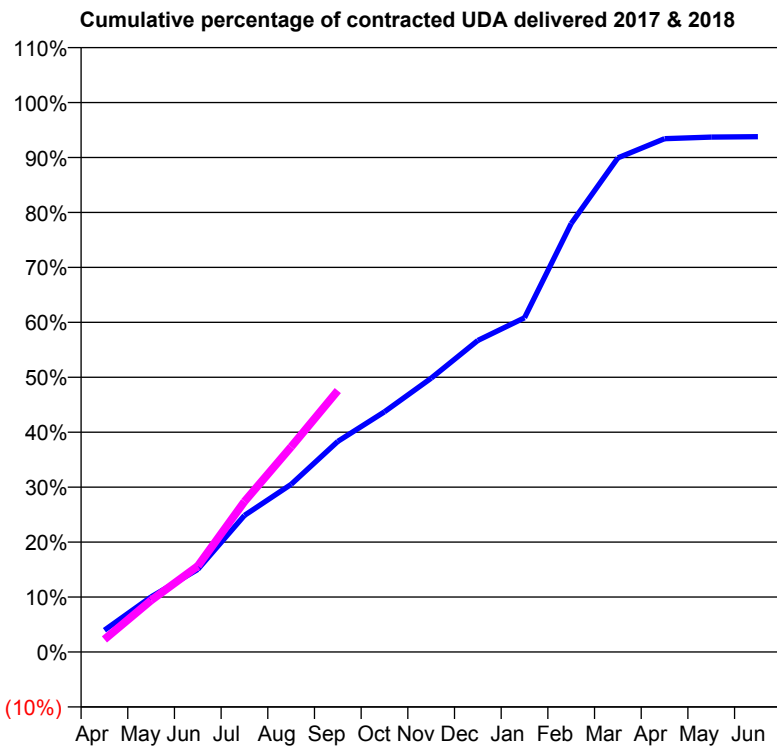
17/18 Contracted general activity (UDA)	20,675
Carry forward general activity (UDA)	0
17/18 Contracted orthodontic activity (UOA)	0
Carry forward orthodontic activity (UOA)	0
Baseline contract value	£581,241.74

ACCESS*

Patients seen in 24 months	Total	Change since previous quarter
Quarter ending September 2016	7,310	
Quarter ending December 2016	7,237	→
Quarter ending March 2017	7,531	↑
Quarter ending June 2017	7,397	↓
Quarter ending September 2017	7,421	→
Variance since September 2016	1.5%	→



ACTIVITY



Month	Adjusted Scheduled Activity (UDA)	
	2017	2018
April	820	474
May	2,077	1,942
June	3,107	3,233
July	5,141	5,661
August	6,309	7,718
September	7,923	9,835
October	9,040	
November	10,302	
December	11,722	
January	12,575	
February	16,124	
March	18,591	
April	19,316	
May	19,375	
June	19,389	

QUALITY

	Quantity	Base Number	Contract	AT	Region	England
% of FP17s for the same patient ID Re-attending within 3 months - Children	167	1,390	12.0%	11.4%	12.8%	11.9%
% of FP17s for the same patient ID Re-attending within 3 months - Adults	710	3,573	19.9%	17.1%	16.5%	15.9%
% of FP17s for the same patient ID Re-attending between 3 & 9 months - Children	651	1,390	46.8%	53.9%	59.7%	58.1%
% of FP17s for the same patient ID Re-attending between 3 & 9 months - Adults	1,512	3,573	42.3%	44.5%	53.0%	50.6%
% of FP17s for Band 1 Urgent Courses	1,176	4,628	25.4%	11.9%	9.2%	9.1%
% of FP17s Relating to Free Repair or Replacements	24	4,628	0.5%	0.9%	1.0%	0.8%
% of FP17s Relating to Continuations	78	4,628	1.7%	1.3%	1.2%	1.1%
% of Patients satisfied with the dentistry they have received	12	12	100.0%	91.2%	91.6%	91.4%
% of Patients satisfied with the time they had to wait for an appointment	11	12	91.7%	87.6%	88.1%	87.7%

* This is based on patients treated on this contract for their most recent course of treatment. Figures in italics indicate the base number of FP17s or Patient Questionnaire responses are less than 100. N/A is shown where the base number of responses is less than 10 during the period. % is calculated as Quantity/Base number*100

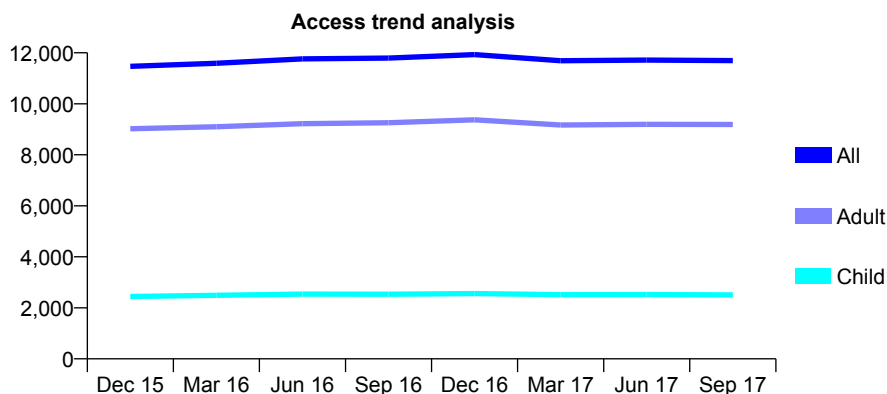
Q48 - Vital Signs At a Glance Contract Report for 101338/0039 - September 2017

Name or company name	Whitecross Dental Care Limited
Contract type name	GDS Contract
Purpose of contract	General
Contract start date	01/04/2006
Contract end date	

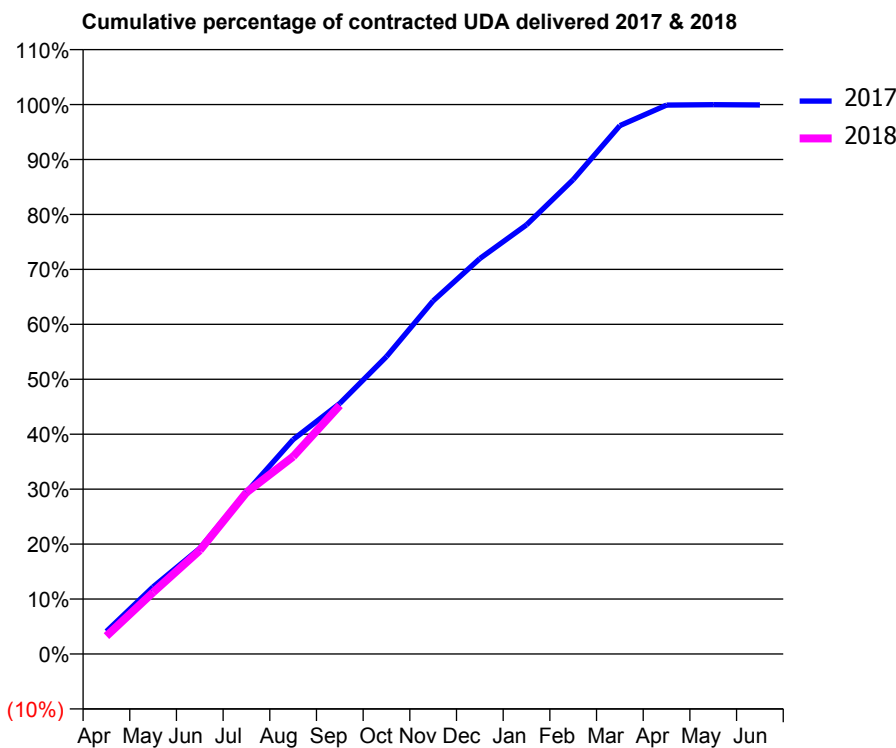
17/18 Contracted general activity (UDA)	39,698
Carry forward general activity (UDA)	34
17/18 Contracted orthodontic activity (UOA)	0
Carry forward orthodontic activity (UOA)	0
Baseline contract value	£1,024,247.85

ACCESS*

Patients seen in 24 months	Total	Change since previous quarter
Quarter ending September 2016	11,793	
Quarter ending December 2016	11,930	→
Quarter ending March 2017	11,687	↓
Quarter ending June 2017	11,716	→
Quarter ending September 2017	11,692	→
Variance since September 2016	(0.9%)	→



ACTIVITY



Month	Adjusted Scheduled Activity (UDA)	
	2017	2018
April	1,629	1,291
May	4,852	4,460
June	7,632	7,489
July	11,701	11,673
August	15,491	14,258
September	18,106	17,966
October	21,488	
November	25,515	
December	28,570	
January	31,005	
February	34,273	
March	38,176	
April	39,656	
May	39,688	
June	39,664	

QUALITY

	Quantity	Base Number	Contract	AT	Region	England
% of FP17s for the same patient ID Re-attending within 3 months - Children	147	1,678	8.8%	11.4%	12.8%	11.9%
% of FP17s for the same patient ID Re-attending within 3 months - Adults	669	5,054	13.2%	17.1%	16.5%	15.9%
% of FP17s for the same patient ID Re-attending between 3 & 9 months - Children	792	1,678	47.2%	53.9%	59.7%	58.1%
% of FP17s for the same patient ID Re-attending between 3 & 9 months - Adults	2,070	5,054	41.0%	44.5%	53.0%	50.6%
% of FP17s for Band 1 Urgent Courses	487	6,194	7.9%	11.9%	9.2%	9.1%
% of FP17s Relating to Free Repair or Replacements	27	6,194	0.4%	0.9%	1.0%	0.8%
% of FP17s Relating to Continuations	111	6,194	1.8%	1.3%	1.2%	1.1%
% of Patients satisfied with the dentistry they have received	27	32	84.4%	91.2%	91.6%	91.4%
% of Patients satisfied with the time they had to wait for an appointment	26	32	81.3%	87.6%	88.1%	87.7%

* This is based on patients treated on this contract for their most recent course of treatment. Figures in italics indicate the base number of FP17s or Patient Questionnaire responses are less than 100. N/A is shown where the base number of responses is less than 10 during the period. % is calculated as Quantity/Base number*100

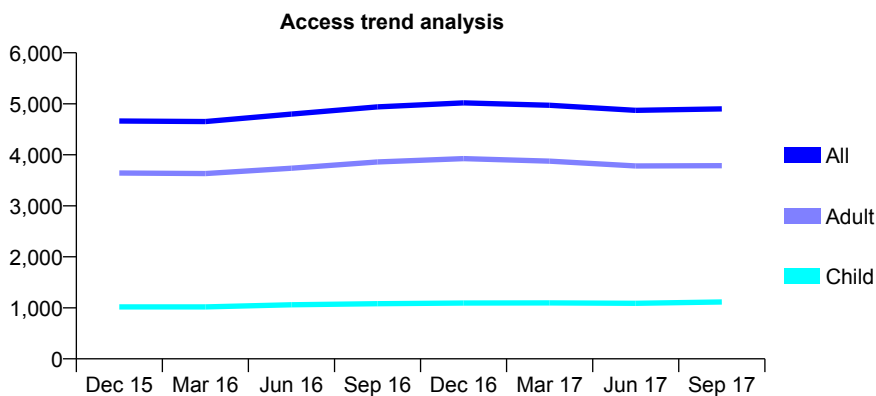
Q48 - Vital Signs At a Glance Contract Report for 101338/0061 - September 2017

Name or company name	Whitecross Dental Care Limited
Contract type name	GDS Contract
Purpose of contract	General
Contract start date	01/03/2008
Contract end date	

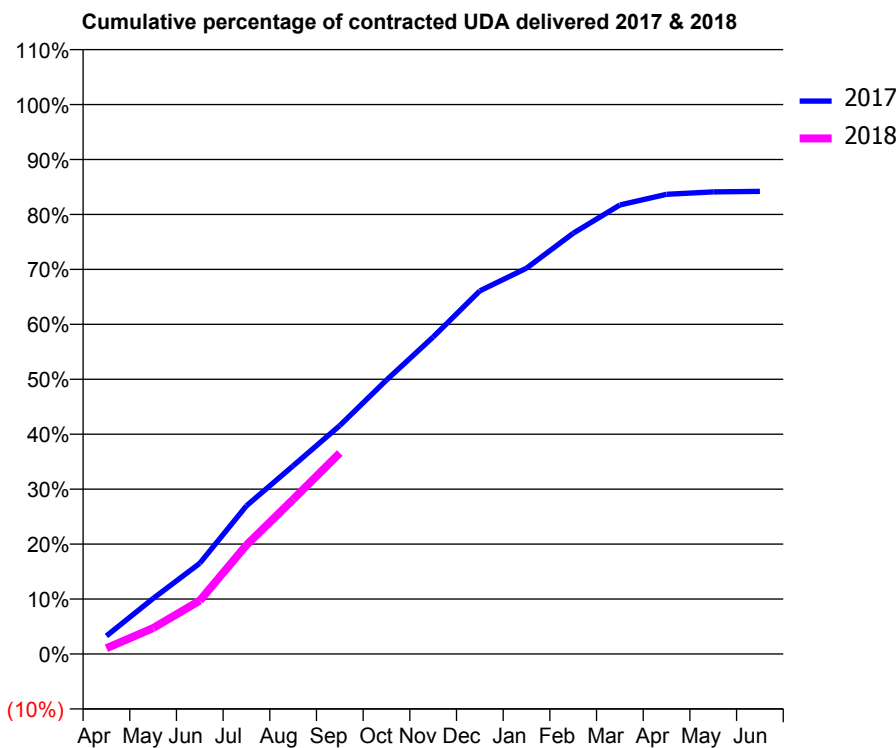
17/18 Contracted general activity (UDA)	18,976
Carry forward general activity (UDA)	0
17/18 Contracted orthodontic activity (UOA)	0
Carry forward orthodontic activity (UOA)	0
Baseline contract value	£489,707.00

ACCESS*

Patients seen in 24 months	Total	Change since previous quarter
Quarter ending September 2016	4,941	
Quarter ending December 2016	5,018	→
Quarter ending March 2017	4,971	→
Quarter ending June 2017	4,871	↓
Quarter ending September 2017	4,901	→
Variance since September 2016	(0.8%)	→



ACTIVITY



Month	Adjusted Scheduled Activity (UDA)	
	2017	2018
April	622	199
May	1,917	895
June	3,132	1,845
July	5,117	3,762
August	6,501	5,339
September	7,891	6,942
October	9,461	
November	10,946	
December	12,542	
January	13,322	
February	14,531	
March	15,505	
April	15,877	
May	15,960	
June	15,977	

QUALITY

	Quantity	Base Number	Contract	AT	Region	England
% of FP17s for the same patient ID Re-attending within 3 months - Children	41	649	6.3%	11.4%	12.8%	11.9%
% of FP17s for the same patient ID Re-attending within 3 months - Adults	320	2,025	15.8%	17.1%	16.5%	15.9%
% of FP17s for the same patient ID Re-attending between 3 & 9 months - Children	263	649	40.5%	53.9%	59.7%	58.1%
% of FP17s for the same patient ID Re-attending between 3 & 9 months - Adults	698	2,025	34.5%	44.5%	53.0%	50.6%
% of FP17s for Band 1 Urgent Courses	240	2,481	9.7%	11.9%	9.2%	9.1%
% of FP17s Relating to Free Repair or Replacements	13	2,481	0.5%	0.9%	1.0%	0.8%
% of FP17s Relating to Continuations	62	2,481	2.5%	1.3%	1.2%	1.1%
% of Patients satisfied with the dentistry they have received	11	11	100.0%	91.2%	91.6%	91.4%
% of Patients satisfied with the time they had to wait for an appointment	11	11	100.0%	87.6%	88.1%	87.7%

* This is based on patients treated on this contract for their most recent course of treatment. Figures in italics indicate the base number of FP17s or Patient Questionnaire responses are less than 100. N/A is shown where the base number of responses is less than 10 during the period. % is calculated as Quantity/Base number*100

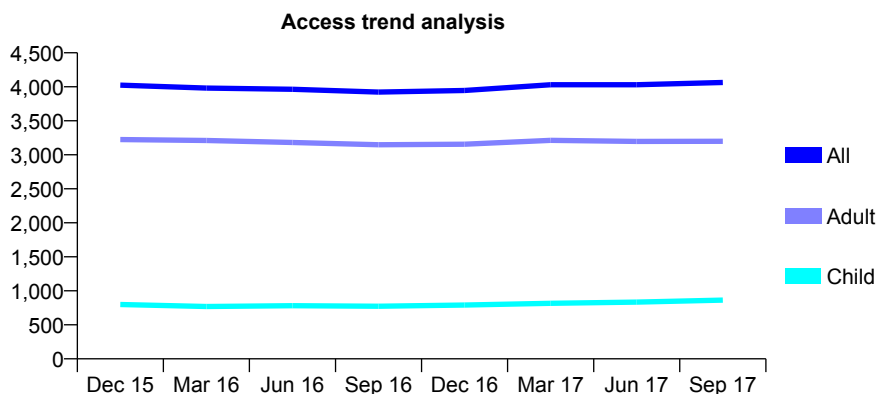
Q48 - Vital Signs At a Glance Contract Report for 101338/0063 - September 2017

Name or company name	Whitecross Dental Care Limited
Contract type name	GDS Contract
Purpose of contract	General
Contract start date	01/04/2008
Contract end date	

17/18 Contracted general activity (UDA)	13,627
Carry forward general activity (UDA)	0
17/18 Contracted orthodontic activity (UOA)	0
Carry forward orthodontic activity (UOA)	0
Baseline contract value	£355,952.73

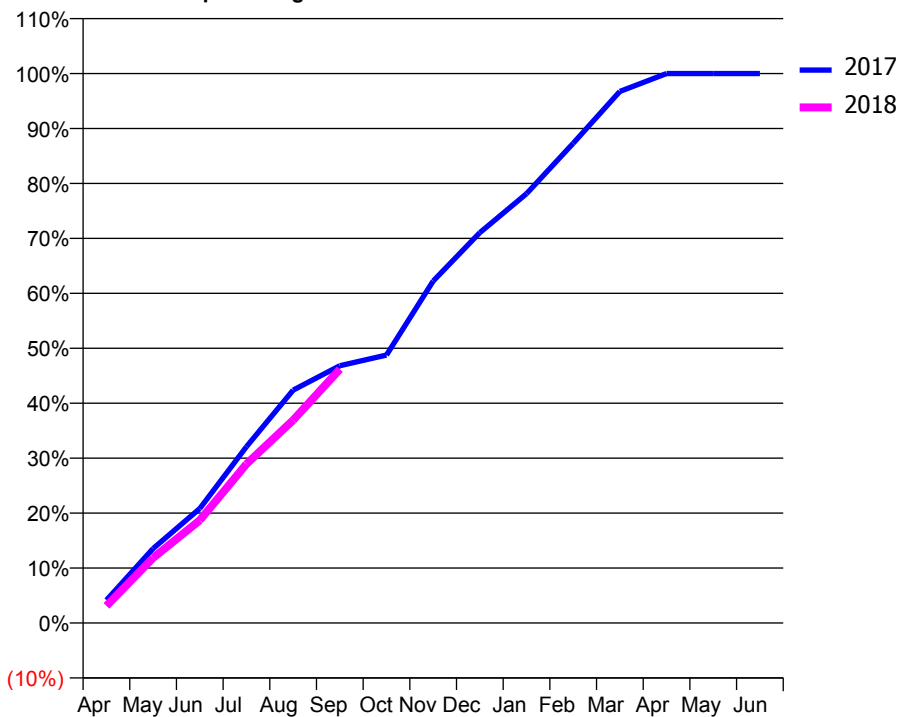
ACCESS*

Patients seen in 24 months	Total	Change since previous quarter
Quarter ending September 2016	3,923	
Quarter ending December 2016	3,946	→
Quarter ending March 2017	4,030	↑
Quarter ending June 2017	4,031	→
Quarter ending September 2017	4,063	→
Variance since September 2016	3.6%	↑



ACTIVITY

Cumulative percentage of contracted UDA delivered 2017 & 2018



Month	Adjusted Scheduled Activity (UDA)	
	2017	2018
April	574	425
May	1,873	1,615
June	2,876	2,546
July	4,433	3,943
August	5,852	5,032
September	6,467	6,296
October	6,735	
November	8,595	
December	9,811	
January	10,790	
February	12,056	
March	13,361	
April	13,809	
May	13,809	
June	13,810	

QUALITY

	Quantity	Base Number	Contract	AT	Region	England
% of FP17s for the same patient ID Re-attending within 3 months - Children	34	563	6.0%	11.4%	12.8%	11.9%
% of FP17s for the same patient ID Re-attending within 3 months - Adults	240	1,849	13.0%	17.1%	16.5%	15.9%
% of FP17s for the same patient ID Re-attending between 3 & 9 months - Children	250	563	44.4%	53.9%	59.7%	58.1%
% of FP17s for the same patient ID Re-attending between 3 & 9 months - Adults	863	1,849	46.7%	44.5%	53.0%	50.6%
% of FP17s for Band 1 Urgent Courses	153	2,287	6.7%	11.9%	9.2%	9.1%
% of FP17s Relating to Free Repair or Replacements	6	2,287	0.3%	0.9%	1.0%	0.8%
% of FP17s Relating to Continuations	18	2,287	0.8%	1.3%	1.2%	1.1%
% of Patients satisfied with the dentistry they have received	7	8	N/A	91.2%	91.6%	91.4%
% of Patients satisfied with the time they had to wait for an appointment	7	8	N/A	87.6%	88.1%	87.7%

* This is based on patients treated on this contract for their most recent course of treatment. Figures in italics indicate the base number of FP17s or Patient Questionnaire responses are less than 100. N/A is shown where the base number of responses is less than 10 during the period. % is calculated as Quantity/Base number*100

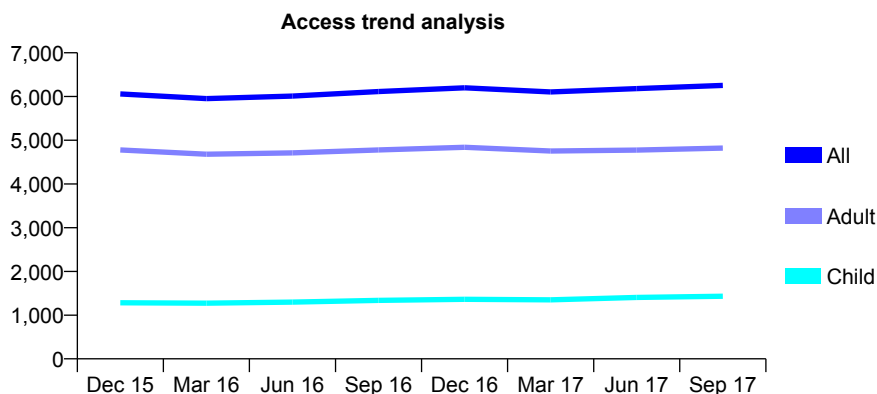
Q48 - Vital Signs At a Glance Contract Report for 101370/0051 - September 2017

Name or company name	Petrie Tucker and Partners Ltd
Contract type name	GDS Contract
Purpose of contract	General
Contract start date	01/04/2006
Contract end date	

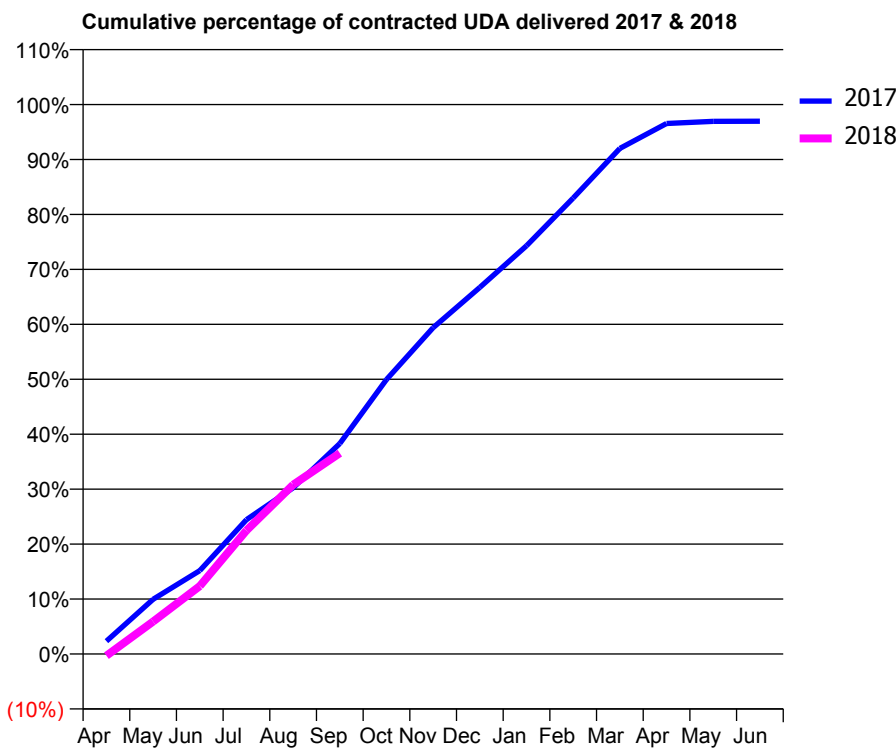
17/18 Contracted general activity (UDA)	20,143
Carry forward general activity (UDA)	613
17/18 Contracted orthodontic activity (UOA)	0
Carry forward orthodontic activity (UOA)	0
Baseline contract value	£519,712.33

ACCESS*

Patients seen in 24 months	Total	Change since previous quarter
Quarter ending September 2016	6,115	
Quarter ending December 2016	6,199	→
Quarter ending March 2017	6,104	↓
Quarter ending June 2017	6,181	→
Quarter ending September 2017	6,254	→
Variance since September 2016	2.3%	↑



ACTIVITY



Month	Adjusted Scheduled Activity (UDA)	
	2017	2018
April	469	-67
May	2,006	1,191
June	3,057	2,489
July	4,923	4,530
August	6,092	6,204
September	7,714	7,365
October	10,062	
November	11,964	
December	13,439	
January	14,966	
February	16,713	
March	18,533	
April	19,448	
May	19,523	
June	19,530	

QUALITY

	Quantity	Base Number	Contract	AT	Region	England
% of FP17s for the same patient ID Re-attending within 3 months - Children	62	924	6.7%	11.4%	12.8%	11.9%
% of FP17s for the same patient ID Re-attending within 3 months - Adults	445	2,966	15.0%	17.1%	16.5%	15.9%
% of FP17s for the same patient ID Re-attending between 3 & 9 months - Children	465	924	50.3%	53.9%	59.7%	58.1%
% of FP17s for the same patient ID Re-attending between 3 & 9 months - Adults	1,344	2,966	45.3%	44.5%	53.0%	50.6%
% of FP17s for Band 1 Urgent Courses	263	3,536	7.4%	11.9%	9.2%	9.1%
% of FP17s Relating to Free Repair or Replacements	32	3,536	0.9%	0.9%	1.0%	0.8%
% of FP17s Relating to Continuations	65	3,536	1.8%	1.3%	1.2%	1.1%
% of Patients satisfied with the dentistry they have received	20	21	95.2%	91.2%	91.6%	91.4%
% of Patients satisfied with the time they had to wait for an appointment	21	21	100.0%	87.6%	88.1%	87.7%

* This is based on patients treated on this contract for their most recent course of treatment. Figures in italics indicate the base number of FP17s or Patient Questionnaire responses are less than 100. N/A is shown where the base number of responses is less than 10 during the period. % is calculated as Quantity/Base number*100

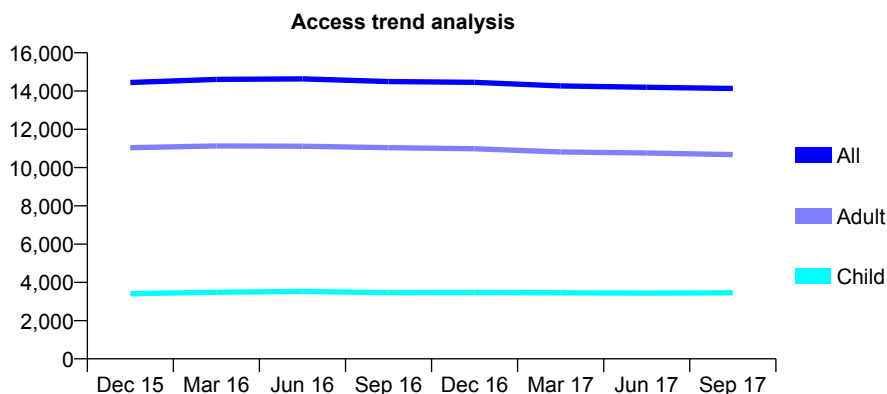
Q48 - Vital Signs At a Glance Contract Report for 101370/0052 - September 2017

Name or company name	Petrie Tucker and Partners Ltd
Contract type name	GDS Contract
Purpose of contract	General
Contract start date	01/04/2006
Contract end date	

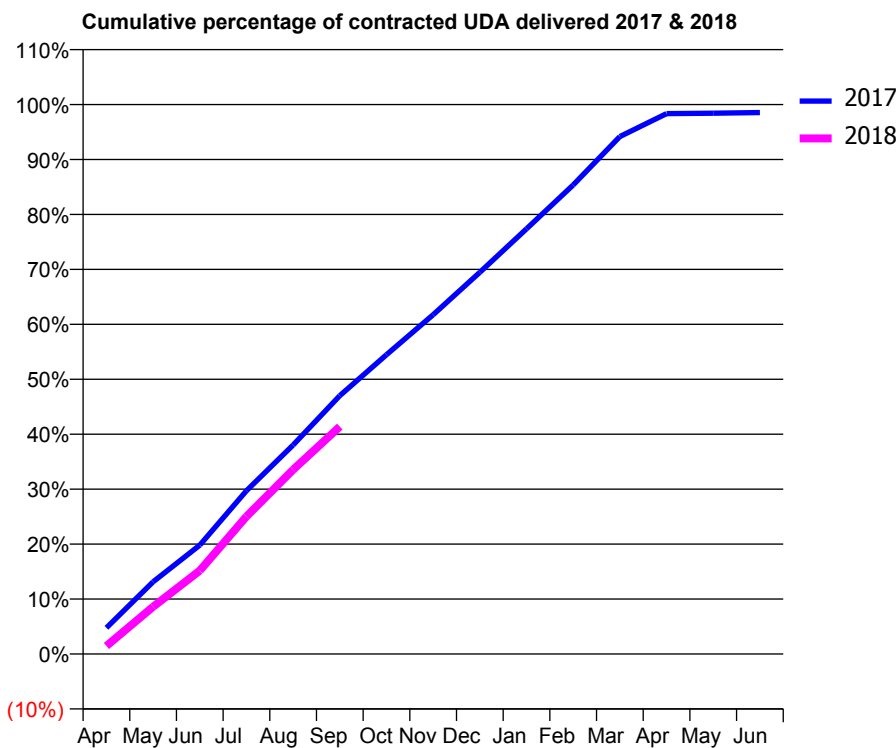
17/18 Contracted general activity (UDA)	49,672
Carry forward general activity (UDA)	724
17/18 Contracted orthodontic activity (UOA)	0
Carry forward orthodontic activity (UOA)	0
Baseline contract value	£1,281,586.96

ACCESS*

Patients seen in 24 months	Total	Change since previous quarter
Quarter ending September 2016	14,498	
Quarter ending December 2016	14,454	→
Quarter ending March 2017	14,270	↓
Quarter ending June 2017	14,201	→
Quarter ending September 2017	14,132	→
Variance since September 2016	(2.5%)	↓



ACTIVITY



Month	Adjusted Scheduled Activity (UDA)	
	2017	2018
April	2,373	726
May	6,521	4,277
June	9,840	7,535
July	14,760	12,436
August	18,895	16,667
September	23,358	20,552
October	27,054	
November	30,674	
December	34,503	
January	38,430	
February	42,394	
March	46,770	
April	48,851	
May	48,881	
June	48,948	

QUALITY

	Quantity	Base Number	Contract	AT	Region	England
% of FP17s for the same patient ID Re-attending within 3 months - Children	233	2,315	10.1%	11.4%	12.8%	11.9%
% of FP17s for the same patient ID Re-attending within 3 months - Adults	788	5,854	13.5%	17.1%	16.5%	15.9%
% of FP17s for the same patient ID Re-attending between 3 & 9 months - Children	997	2,315	43.1%	53.9%	59.7%	58.1%
% of FP17s for the same patient ID Re-attending between 3 & 9 months - Adults	2,496	5,854	42.6%	44.5%	53.0%	50.6%
% of FP17s for Band 1 Urgent Courses	680	7,438	9.1%	11.9%	9.2%	9.1%
% of FP17s Relating to Free Repair or Replacements	24	7,438	0.3%	0.9%	1.0%	0.8%
% of FP17s Relating to Continuations	106	7,438	1.4%	1.3%	1.2%	1.1%
% of Patients satisfied with the dentistry they have received	19	23	82.6%	91.2%	91.6%	91.4%
% of Patients satisfied with the time they had to wait for an appointment	19	23	82.6%	87.6%	88.1%	87.7%

* This is based on patients treated on this contract for their most recent course of treatment. Figures in italics indicate the base number of FP17s or Patient Questionnaire responses are less than 100. N/A is shown where the base number of responses is less than 10 during the period. % is calculated as Quantity/Base number*100

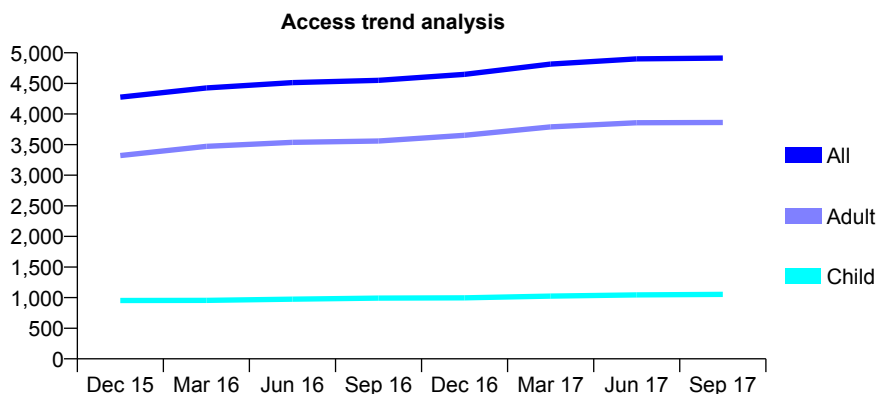
Q48 - Vital Signs At a Glance Contract Report for 101370/0059 - September 2017

Name or company name	Petrie Tucker and Partners Ltd
Contract type name	GDS Contract
Purpose of contract	General
Contract start date	01/04/2006
Contract end date	

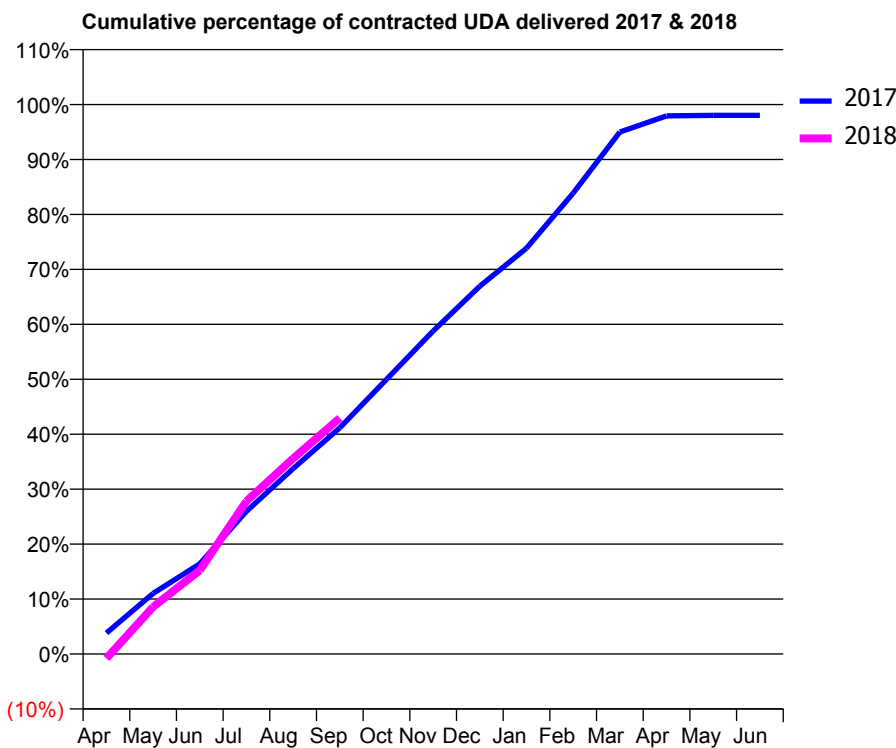
17/18 Contracted general activity (UDA)	15,940
Carry forward general activity (UDA)	314
17/18 Contracted orthodontic activity (UOA)	0
Carry forward orthodontic activity (UOA)	0
Baseline contract value	£445,567.19

ACCESS*

Patients seen in 24 months	Total	Change since previous quarter
Quarter ending September 2016	4,551	
Quarter ending December 2016	4,649	↑
Quarter ending March 2017	4,816	↑
Quarter ending June 2017	4,901	→
Quarter ending September 2017	4,915	→
Variance since September 2016	8.0%	↑



ACTIVITY



Month	Adjusted Scheduled Activity (UDA)	
	2017	2018
April	610	-128
May	1,758	1,366
June	2,617	2,427
July	4,141	4,436
August	5,380	5,673
September	6,562	6,844
October	7,966	
November	9,372	
December	10,671	
January	11,773	
February	13,369	
March	15,143	
April	15,611	
May	15,624	
June	15,626	

QUALITY

	Quantity	Base Number	Contract	AT	Region	England
% of FP17s for the same patient ID Re-attending within 3 months - Children	59	717	8.2%	11.4%	12.8%	11.9%
% of FP17s for the same patient ID Re-attending within 3 months - Adults	237	2,066	11.5%	17.1%	16.5%	15.9%
% of FP17s for the same patient ID Re-attending between 3 & 9 months - Children	379	717	52.9%	53.9%	59.7%	58.1%
% of FP17s for the same patient ID Re-attending between 3 & 9 months - Adults	942	2,066	45.6%	44.5%	53.0%	50.6%
% of FP17s for Band 1 Urgent Courses	226	2,637	8.6%	11.9%	9.2%	9.1%
% of FP17s Relating to Free Repair or Replacements	6	2,637	0.2%	0.9%	1.0%	0.8%
% of FP17s Relating to Continuations	30	2,637	1.1%	1.3%	1.2%	1.1%
% of Patients satisfied with the dentistry they have received	11	13	84.6%	91.2%	91.6%	91.4%
% of Patients satisfied with the time they had to wait for an appointment	12	13	92.3%	87.6%	88.1%	87.7%

* This is based on patients treated on this contract for their most recent course of treatment. Figures in italics indicate the base number of FP17s or Patient Questionnaire responses are less than 100. N/A is shown where the base number of responses is less than 10 during the period. % is calculated as Quantity/Base number*100

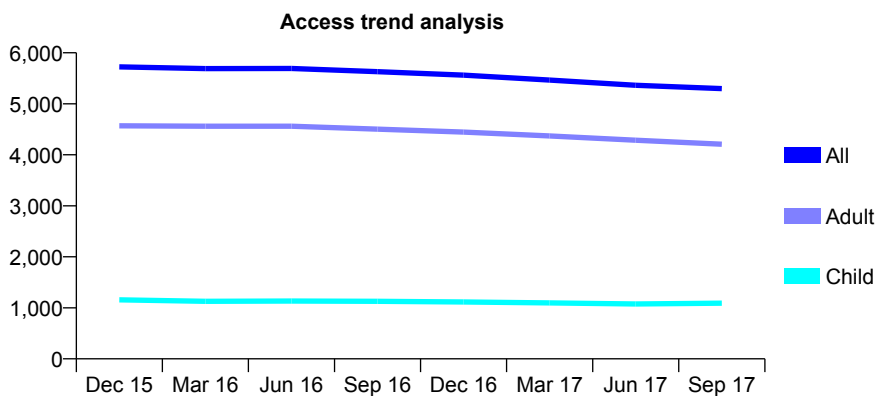
Q48 - Vital Signs At a Glance Contract Report for 101370/0060 - September 2017

Name or company name	Petrie Tucker and Partners Ltd
Contract type name	GDS Contract
Purpose of contract	General
Contract start date	01/04/2006
Contract end date	

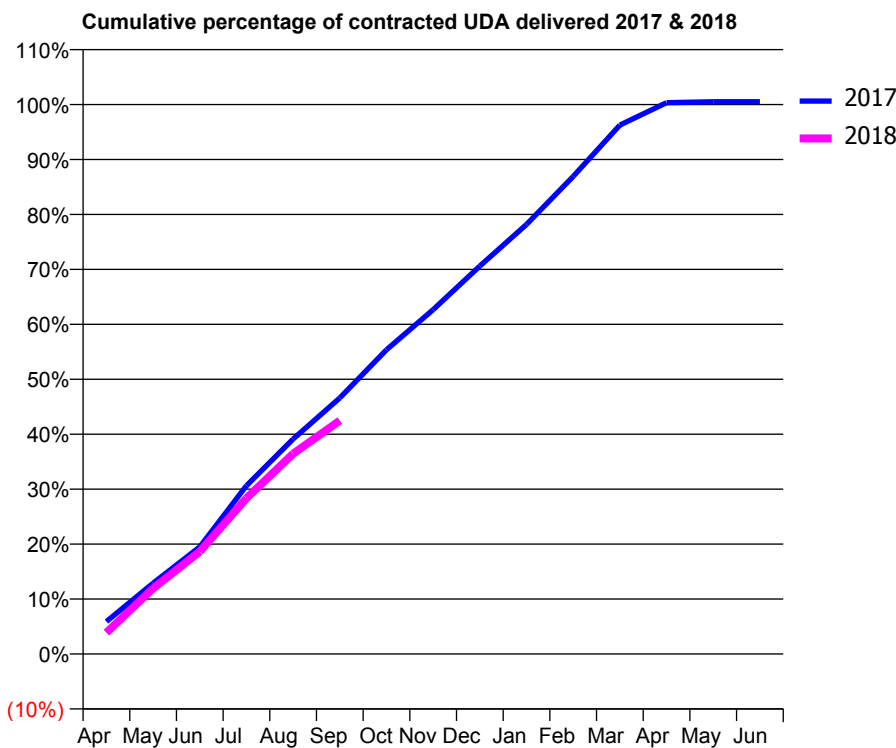
17/18 Contracted general activity (UDA)	15,393
Carry forward general activity (UDA)	0
17/18 Contracted orthodontic activity (UOA)	0
Carry forward orthodontic activity (UOA)	0
Baseline contract value	£479,627.04

ACCESS*

Patients seen in 24 months	Total	Change since previous quarter
Quarter ending September 2016	5,631	
Quarter ending December 2016	5,561	↓
Quarter ending March 2017	5,466	↓
Quarter ending June 2017	5,363	↓
Quarter ending September 2017	5,299	↓
Variance since September 2016	(5.9%)	↓



ACTIVITY



Month	Adjusted Scheduled Activity (UDA)	
	2017	2018
April	910	599
May	1,984	1,840
June	3,002	2,871
July	4,715	4,364
August	6,025	5,611
September	7,174	6,539
October	8,523	
November	9,648	
December	10,869	
January	12,032	
February	13,380	
March	14,817	
April	15,445	
May	15,471	
June	15,472	

QUALITY

	Quantity	Base Number	Contract	AT	Region	England
% of FP17s for the same patient ID Re-attending within 3 months - Children	25	778	3.2%	11.4%	12.8%	11.9%
% of FP17s for the same patient ID Re-attending within 3 months - Adults	209	2,259	9.3%	17.1%	16.5%	15.9%
% of FP17s for the same patient ID Re-attending between 3 & 9 months - Children	430	778	55.3%	53.9%	59.7%	58.1%
% of FP17s for the same patient ID Re-attending between 3 & 9 months - Adults	1,038	2,259	45.9%	44.5%	53.0%	50.6%
% of FP17s for Band 1 Urgent Courses	189	2,804	6.7%	11.9%	9.2%	9.1%
% of FP17s Relating to Free Repair or Replacements	4	2,804	0.1%	0.9%	1.0%	0.8%
% of FP17s Relating to Continuations	16	2,804	0.6%	1.3%	1.2%	1.1%
% of Patients satisfied with the dentistry they have received	12	13	92.3%	91.2%	91.6%	91.4%
% of Patients satisfied with the time they had to wait for an appointment	10	13	76.9%	87.6%	88.1%	87.7%

* This is based on patients treated on this contract for their most recent course of treatment. Figures in italics indicate the base number of FP17s or Patient Questionnaire responses are less than 100. N/A is shown where the base number of responses is less than 10 during the period. % is calculated as Quantity/Base number*100

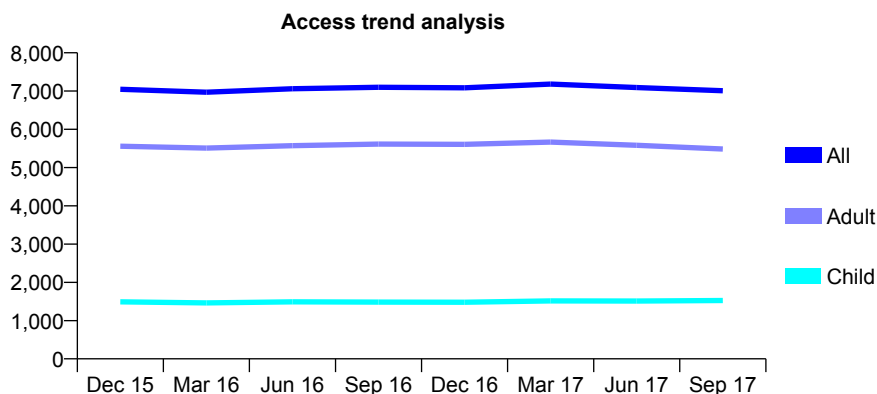
Q48 - Vital Signs At a Glance Contract Report for 103071/0001 - September 2017

Name or company name	200 Picton Road
Contract type name	GDS Contract
Purpose of contract	General
Contract start date	01/07/2009
Contract end date	

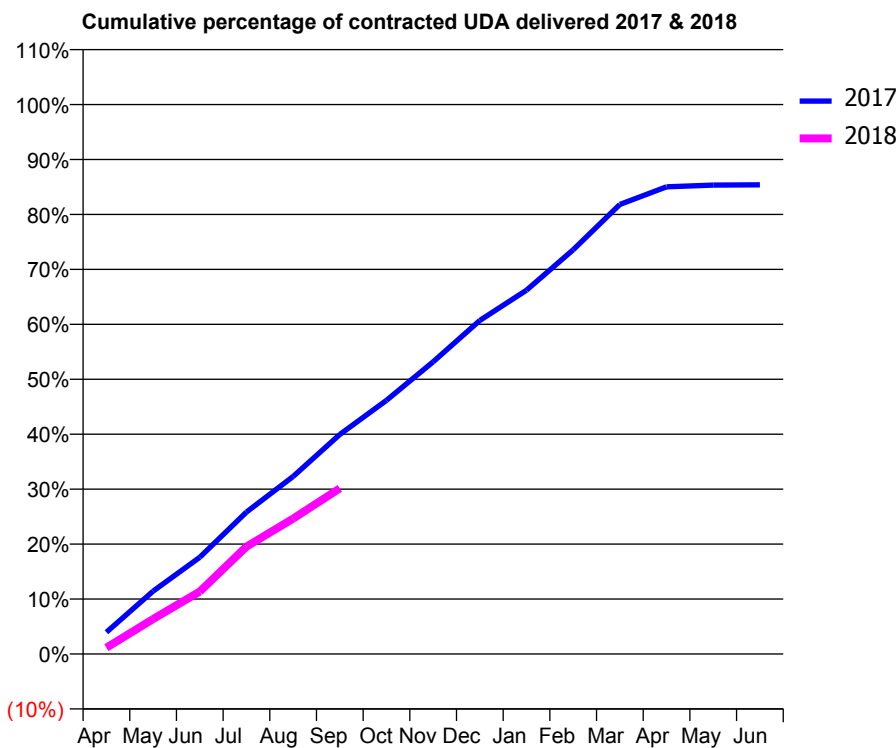
17/18 Contracted general activity (UDA)	24,363
Carry forward general activity (UDA)	0
17/18 Contracted orthodontic activity (UOA)	0
Carry forward orthodontic activity (UOA)	0
Baseline contract value	£628,605.58

ACCESS*

Patients seen in 24 months	Total	Change since previous quarter
Quarter ending September 2016	7,098	
Quarter ending December 2016	7,085	→
Quarter ending March 2017	7,182	→
Quarter ending June 2017	7,091	↓
Quarter ending September 2017	7,008	↓
Variance since September 2016	(1.3%)	↓



ACTIVITY



Month	Adjusted Scheduled Activity (UDA)	
	2017	2018
April	966	280
May	2,788	1,552
June	4,291	2,768
July	6,291	4,760
August	7,870	6,002
September	9,734	7,346
October	11,250	
November	12,956	
December	14,791	
January	16,133	
February	17,923	
March	19,935	
April	20,714	
May	20,790	
June	20,803	

QUALITY

	Quantity	Base Number	Contract	AT	Region	England
% of FP17s for the same patient ID Re-attending within 3 months - Children	31	730	4.2%	11.4%	12.8%	11.9%
% of FP17s for the same patient ID Re-attending within 3 months - Adults	201	2,137	9.4%	17.1%	16.5%	15.9%
% of FP17s for the same patient ID Re-attending between 3 & 9 months - Children	277	730	37.9%	53.9%	59.7%	58.1%
% of FP17s for the same patient ID Re-attending between 3 & 9 months - Adults	718	2,137	33.6%	44.5%	53.0%	50.6%
% of FP17s for Band 1 Urgent Courses	174	2,557	6.8%	11.9%	9.2%	9.1%
% of FP17s Relating to Free Repair or Replacements	8	2,557	0.3%	0.9%	1.0%	0.8%
% of FP17s Relating to Continuations	31	2,557	1.2%	1.3%	1.2%	1.1%
% of Patients satisfied with the dentistry they have received	11	11	100.0%	91.2%	91.6%	91.4%
% of Patients satisfied with the time they had to wait for an appointment	10	11	90.9%	87.6%	88.1%	87.7%

* This is based on patients treated on this contract for their most recent course of treatment. Figures in italics indicate the base number of FP17s or Patient Questionnaire responses are less than 100. N/A is shown where the base number of responses is less than 10 during the period. % is calculated as Quantity/Base number*100

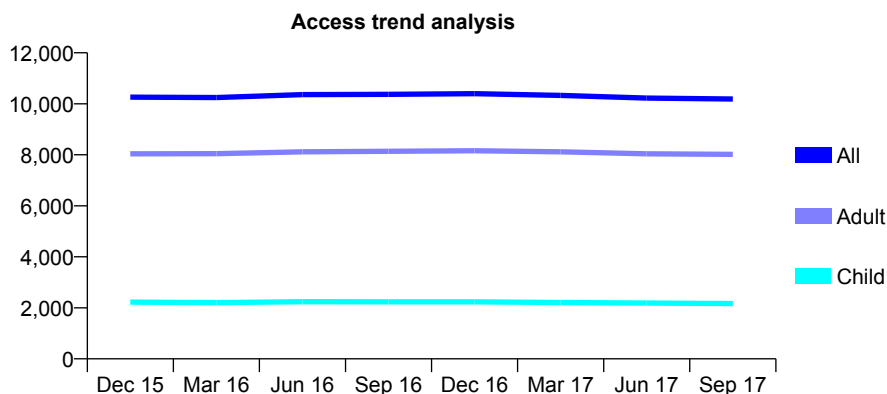
Q48 - Vital Signs At a Glance Contract Report for 107050/0001 - September 2017

Name or company name	BARSCO
Contract type name	GDS Contract
Purpose of contract	General
Contract start date	01/09/2009
Contract end date	

17/18 Contracted general activity (UDA)	30,500
Carry forward general activity (UDA)	0
17/18 Contracted orthodontic activity (UOA)	0
Carry forward orthodontic activity (UOA)	0
Baseline contract value	£772,748.50

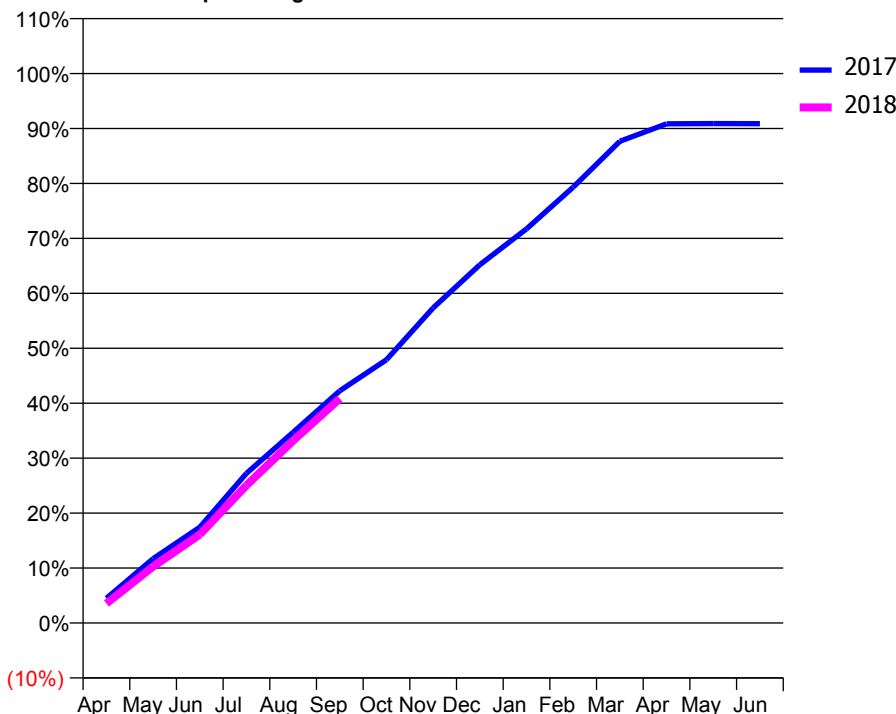
ACCESS*

Patients seen in 24 months	Total	Change since previous quarter
Quarter ending September 2016	10,373	
Quarter ending December 2016	10,399	→
Quarter ending March 2017	10,328	→
Quarter ending June 2017	10,226	→
Quarter ending September 2017	10,186	→
Variance since September 2016	(1.8%)	↓



ACTIVITY

Cumulative percentage of contracted UDA delivered 2017 & 2018



Month	Adjusted Scheduled Activity (UDA)	
	2017	2018
April	1,371	1,083
May	3,571	3,132
June	5,315	4,914
July	8,306	7,645
August	10,589	10,125
September	12,890	12,462
October	14,613	
November	17,496	
December	19,887	
January	21,871	
February	24,191	
March	26,738	
April	27,709	
May	27,722	
June	27,718	

QUALITY

	Quantity	Base Number	Contract	AT	Region	England
% of FP17s for the same patient ID Re-attending within 3 months - Children	109	1,510	7.2%	11.4%	12.8%	11.9%
% of FP17s for the same patient ID Re-attending within 3 months - Adults	569	4,380	13.0%	17.1%	16.5%	15.9%
% of FP17s for the same patient ID Re-attending between 3 & 9 months - Children	811	1,510	53.7%	53.9%	59.7%	58.1%
% of FP17s for the same patient ID Re-attending between 3 & 9 months - Adults	1,590	4,380	36.3%	44.5%	53.0%	50.6%
% of FP17s for Band 1 Urgent Courses	423	5,480	7.7%	11.9%	9.2%	9.1%
% of FP17s Relating to Free Repair or Replacements	36	5,480	0.7%	0.9%	1.0%	0.8%
% of FP17s Relating to Continuations	98	5,480	1.8%	1.3%	1.2%	1.1%
% of Patients satisfied with the dentistry they have received	42	44	95.5%	91.2%	91.6%	91.4%
% of Patients satisfied with the time they had to wait for an appointment	31	44	70.5%	87.6%	88.1%	87.7%

* This is based on patients treated on this contract for their most recent course of treatment. Figures in italics indicate the base number of FP17s or Patient Questionnaire responses are less than 100. N/A is shown where the base number of responses is less than 10 during the period. % is calculated as Quantity/Base number*100

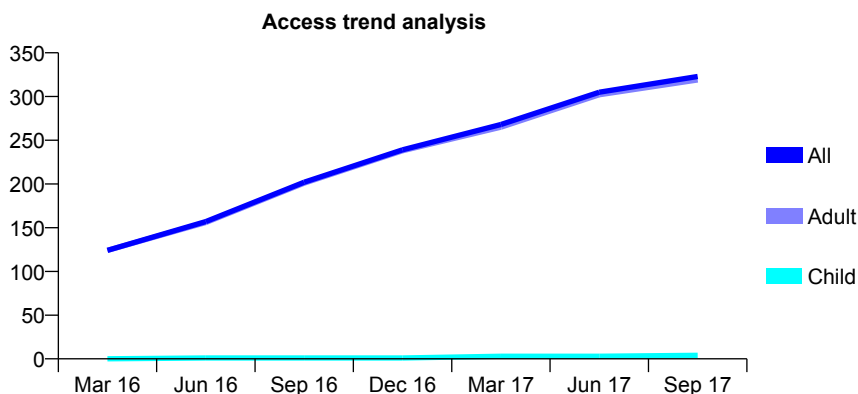
Q48 - Vital Signs At a Glance Contract Report for 107735/0001 - September 2017

Name or company name	Deysbrook Lane Partnership
Contract type name	PDS Contract
Purpose of contract	General
Contract start date	01/10/2015
Contract end date	31/03/2018

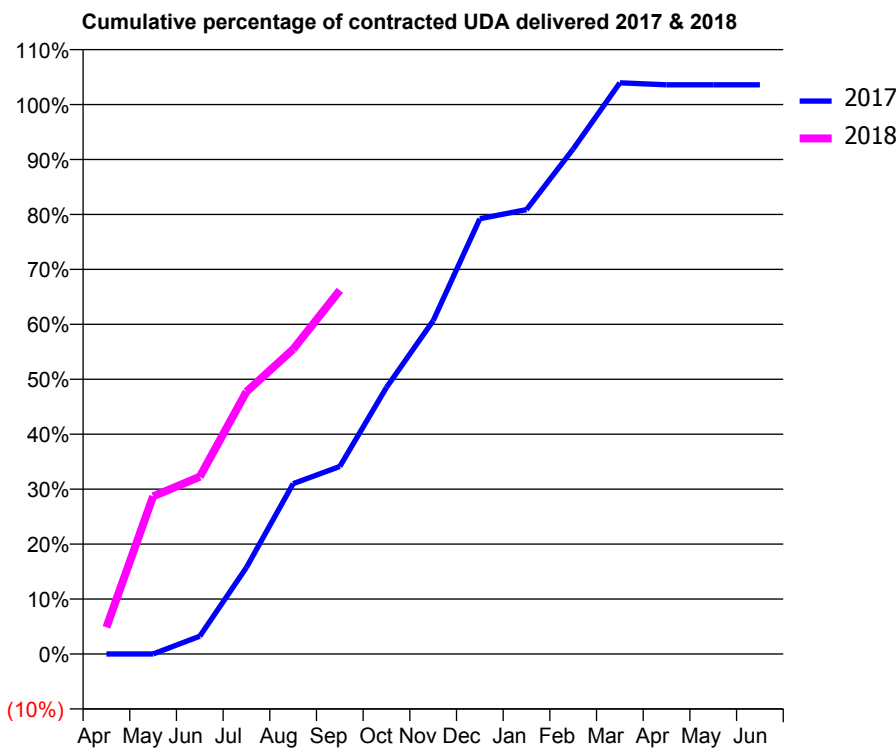
17/18 Contracted general activity (UDA)	800
Carry forward general activity (UDA)	0
17/18 Contracted orthodontic activity (UOA)	0
Carry forward orthodontic activity (UOA)	0
Baseline contract value	£25,672.64

ACCESS*

Patients seen in 24 months	Total	Change since previous quarter
Quarter ending September 2016	202	
Quarter ending December 2016	239	↑
Quarter ending March 2017	268	↑
Quarter ending June 2017	305	↑
Quarter ending September 2017	323	↑
Variance since September 2016	59.9%	↑



ACTIVITY



Month	Adjusted Scheduled Activity (UDA)	
	2017	2018
April	0	39
May	0	230
June	26	258
July	126	382
August	248	444
September	273	530
October	388	
November	485	
December	634	
January	647	
February	735	
March	832	
April	829	
May	829	
June	829	

QUALITY

	Quantity	Base Number	Contract	AT	Region	England
% of FP17s for the same patient ID Re-attending within 3 months - Children	0	3	0.0%	11.4%	12.8%	11.9%
% of FP17s for the same patient ID Re-attending within 3 months - Adults	3	88	3.4%	17.1%	16.5%	15.9%
% of FP17s for the same patient ID Re-attending between 3 & 9 months - Children	0	3	0.0%	53.9%	59.7%	58.1%
% of FP17s for the same patient ID Re-attending between 3 & 9 months - Adults	13	88	14.8%	44.5%	53.0%	50.6%
% of FP17s for Band 1 Urgent Courses	18	92	19.6%	11.9%	9.2%	9.1%
% of FP17s Relating to Free Repair or Replacements	0	92	0.0%	0.9%	1.0%	0.8%
% of FP17s Relating to Continuations	0	92	0.0%	1.3%	1.2%	1.1%
% of Patients satisfied with the dentistry they have received	0	0	N/A	91.2%	91.6%	91.4%
% of Patients satisfied with the time they had to wait for an appointment	0	0	N/A	87.6%	88.1%	87.7%

* This is based on patients treated on this contract for their most recent course of treatment. Figures in italics indicate the base number of FP17s or Patient Questionnaire responses are less than 100. N/A is shown where the base number of responses is less than 10 during the period. % is calculated as Quantity/Base number*100

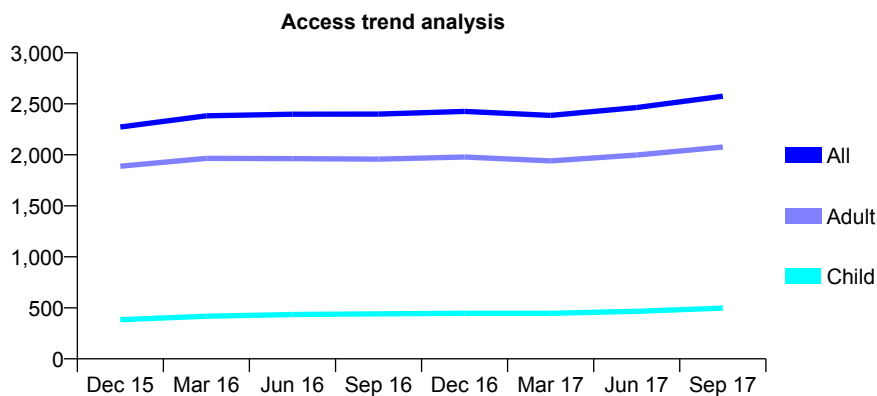
Q48 - Vital Signs At a Glance Contract Report for 108073/0001 - September 2017

Name or company name	Esteem Dental Care Limited
Contract type name	GDS Contract
Purpose of contract	General
Contract start date	01/04/2014
Contract end date	

17/18 Contracted general activity (UDA)	7,971
Carry forward general activity (UDA)	0
17/18 Contracted orthodontic activity (UOA)	0
Carry forward orthodontic activity (UOA)	0
Baseline contract value	£205,659.72

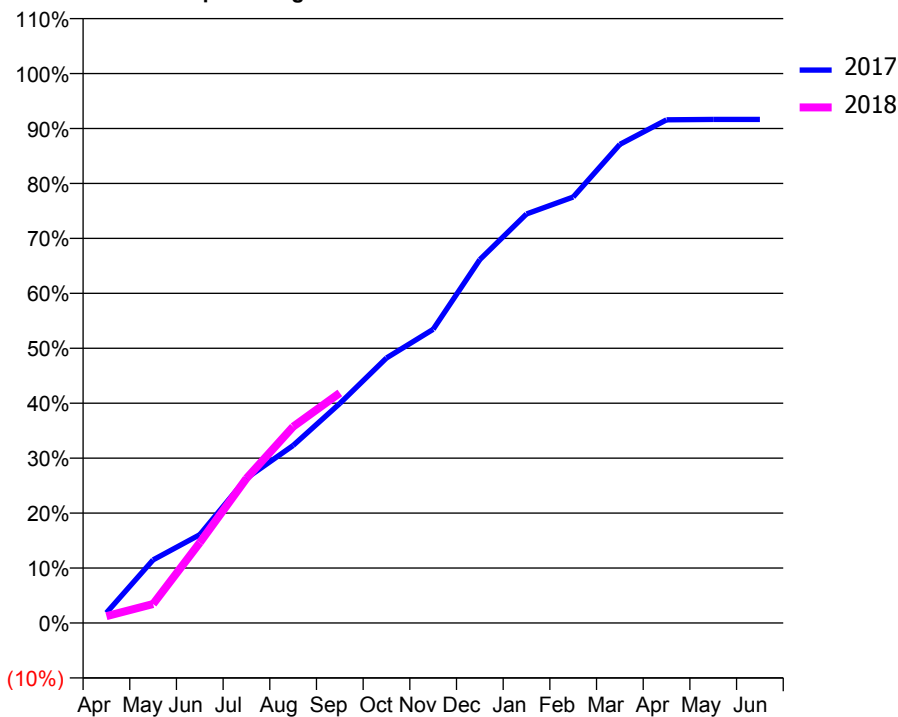
ACCESS*

Patients seen in 24 months	Total	Change since previous quarter
Quarter ending September 2016	2,399	
Quarter ending December 2016	2,425	→
Quarter ending March 2017	2,386	↓
Quarter ending June 2017	2,464	↑
Quarter ending September 2017	2,575	↑
Variance since September 2016	7.3%	↑



ACTIVITY

Cumulative percentage of contracted UDA delivered 2017 & 2018



Month	Adjusted Scheduled Activity (UDA)	
	2017	2018
April	149	100
May	917	276
June	1,282	1,166
July	2,099	2,099
August	2,576	2,849
September	3,185	3,338
October	3,845	
November	4,261	
December	5,271	
January	5,934	
February	6,178	
March	6,943	
April	7,298	
May	7,305	
June	7,305	

QUALITY

	Quantity	Base Number	Contract	AT	Region	England
% of FP17s for the same patient ID Re-attending within 3 months - Children	46	477	9.6%	11.4%	12.8%	11.9%
% of FP17s for the same patient ID Re-attending within 3 months - Adults	143	1,327	10.8%	17.1%	16.5%	15.9%
% of FP17s for the same patient ID Re-attending between 3 & 9 months - Children	261	477	54.7%	53.9%	59.7%	58.1%
% of FP17s for the same patient ID Re-attending between 3 & 9 months - Adults	475	1,327	35.8%	44.5%	53.0%	50.6%
% of FP17s for Band 1 Urgent Courses	108	1,424	7.6%	11.9%	9.2%	9.1%
% of FP17s Relating to Free Repair or Replacements	10	1,424	0.7%	0.9%	1.0%	0.8%
% of FP17s Relating to Continuations	30	1,424	2.1%	1.3%	1.2%	1.1%
% of Patients satisfied with the dentistry they have received	23	29	79.3%	91.2%	91.6%	91.4%
% of Patients satisfied with the time they had to wait for an appointment	26	29	89.7%	87.6%	88.1%	87.7%

* This is based on patients treated on this contract for their most recent course of treatment. Figures in italics indicate the base number of FP17s or Patient Questionnaire responses are less than 100. N/A is shown where the base number of responses is less than 10 during the period. % is calculated as Quantity/Base number*100

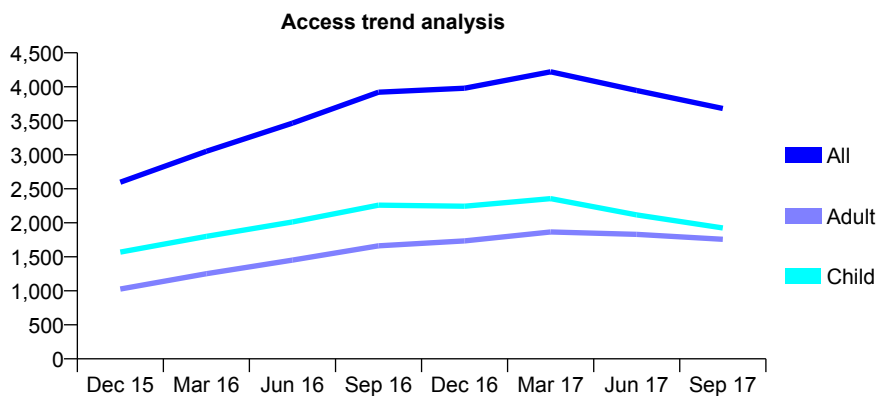
Q48 - Vital Signs At a Glance Contract Report for 109525/0005 - September 2017

Name or company name	Liverpool Dental Directorate
Contract type name	PDS Contract
Purpose of contract	General
Contract start date	01/04/2015
Contract end date	31/03/2018

17/18 Contracted general activity (UDA)	5,695
Carry forward general activity (UDA)	0
17/18 Contracted orthodontic activity (UOA)	0
Carry forward orthodontic activity (UOA)	0
Baseline contract value	£2,003,986.88

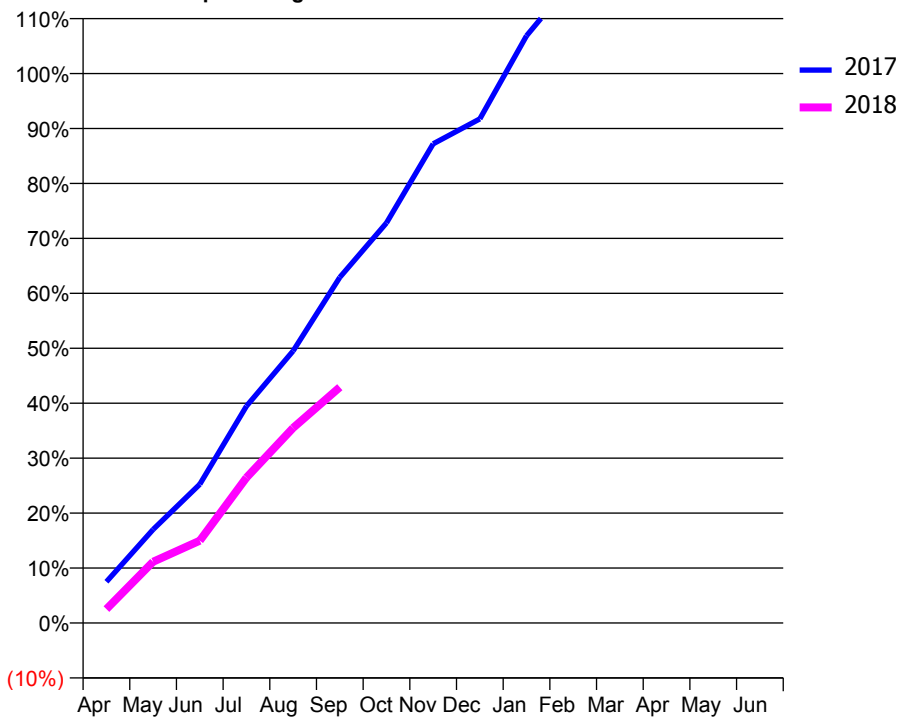
ACCESS*

Patients seen in 24 months	Total	Change since previous quarter
Quarter ending September 2016	3,921	
Quarter ending December 2016	3,980	→
Quarter ending March 2017	4,221	↑
Quarter ending June 2017	3,947	↓
Quarter ending September 2017	3,682	↓
Variance since September 2016	(6.1%)	↓



ACTIVITY

Cumulative percentage of contracted UDA delivered 2017 & 2018



Month	Adjusted Scheduled Activity (UDA)	
	2017	2018
April	428	144
May	969	635
June	1,438	854
July	2,248	1,507
August	2,820	2,023
September	3,583	2,444
October	4,147	
November	4,966	
December	5,224	
January	6,085	
February	6,666	
March	7,553	
April	7,809	
May	7,854	
June	7,861	

QUALITY

	Quantity	Base Number	Contract	AT	Region	England
% of FP17s for the same patient ID Re-attending within 3 months - Children	44	947	4.6%	11.4%	12.8%	11.9%
% of FP17s for the same patient ID Re-attending within 3 months - Adults	71	688	10.3%	17.1%	16.5%	15.9%
% of FP17s for the same patient ID Re-attending between 3 & 9 months - Children	206	947	21.8%	53.9%	59.7%	58.1%
% of FP17s for the same patient ID Re-attending between 3 & 9 months - Adults	210	688	30.5%	44.5%	53.0%	50.6%
% of FP17s for Band 1 Urgent Courses	87	1,442	6.0%	11.9%	9.2%	9.1%
% of FP17s Relating to Free Repair or Replacements	1	1,442	0.1%	0.9%	1.0%	0.8%
% of FP17s Relating to Continuations	1	1,442	0.1%	1.3%	1.2%	1.1%
% of Patients satisfied with the dentistry they have received	2	2	N/A	91.2%	91.6%	91.4%
% of Patients satisfied with the time they had to wait for an appointment	2	2	N/A	87.6%	88.1%	87.7%

* This is based on patients treated on this contract for their most recent course of treatment. Figures in italics indicate the base number of FP17s or Patient Questionnaire responses are less than 100. N/A is shown where the base number of responses is less than 10 during the period. % is calculated as Quantity/Base number*100

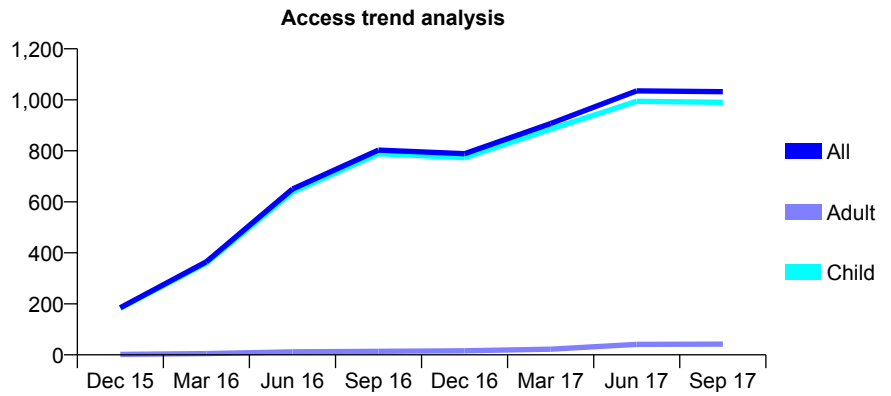
Q48 - Vital Signs At a Glance Contract Report for 109525/0006 - September 2017

Name or company name	Liverpool Dental Directorate
Contract type name	PDS Contract
Purpose of contract	General
Contract start date	01/04/2015
Contract end date	31/03/2018

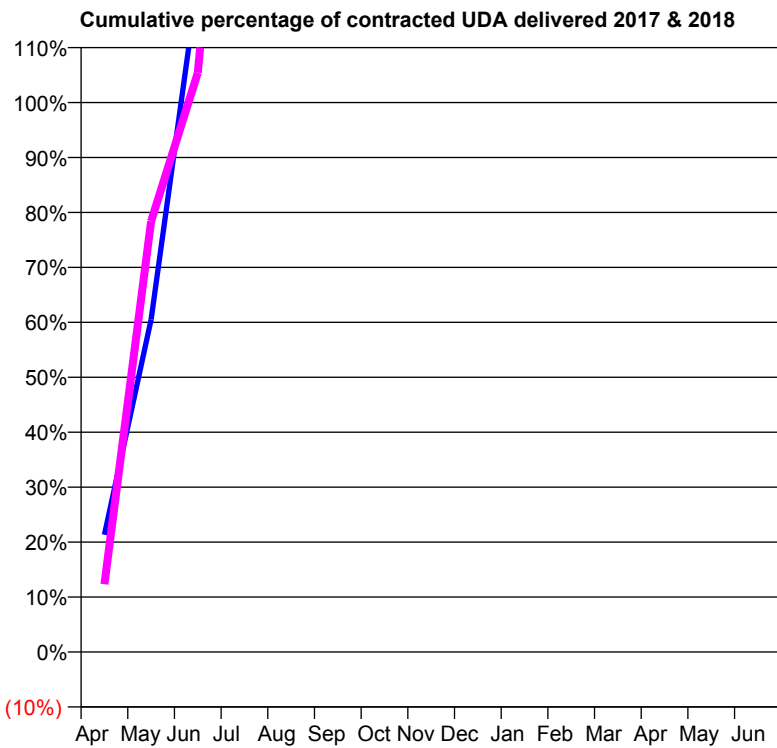
17/18 Contracted general activity (UDA)	433
Carry forward general activity (UDA)	0
17/18 Contracted orthodontic activity (UOA)	0
Carry forward orthodontic activity (UOA)	0
Baseline contract value	£836,258.55

ACCESS*

Patients seen in 24 months	Total	Change since previous quarter
Quarter ending September 2016	803	
Quarter ending December 2016	789	↓
Quarter ending March 2017	907	↑
Quarter ending June 2017	1,035	↑
Quarter ending September 2017	1,032	→
Variance since September 2016	28.5%	↑



ACTIVITY



Month	Adjusted Scheduled Activity (UDA)	
	2017	2018
April	92	53
May	262	339
June	528	456
July	747	828
August	906	996
September	1,218	1,181
October	1,521	
November	1,749	
December	1,830	
January	2,028	
February	2,224	
March	2,594	
April	2,722	
May	2,806	
June	2,810	

QUALITY

	Quantity	Base Number	Contract	AT	Region	England
% of FP17s for the same patient ID Re-attending within 3 months - Children	4	559	0.7%	11.4%	12.8%	11.9%
% of FP17s for the same patient ID Re-attending within 3 months - Adults	0	29	0.0%	17.1%	16.5%	15.9%
% of FP17s for the same patient ID Re-attending between 3 & 9 months - Children	4	559	0.7%	53.9%	59.7%	58.1%
% of FP17s for the same patient ID Re-attending between 3 & 9 months - Adults	0	29	0.0%	44.5%	53.0%	50.6%
% of FP17s for Band 1 Urgent Courses	8	496	1.6%	11.9%	9.2%	9.1%
% of FP17s Relating to Free Repair or Replacements	0	496	0.0%	0.9%	1.0%	0.8%
% of FP17s Relating to Continuations	0	496	0.0%	1.3%	1.2%	1.1%
% of Patients satisfied with the dentistry they have received	0	0	N/A	91.2%	91.6%	91.4%
% of Patients satisfied with the time they had to wait for an appointment	0	0	N/A	87.6%	88.1%	87.7%

* This is based on patients treated on this contract for their most recent course of treatment. Figures in italics indicate the base number of FP17s or Patient Questionnaire responses are less than 100. N/A is shown where the base number of responses is less than 10 during the period. % is calculated as Quantity/Base number*100

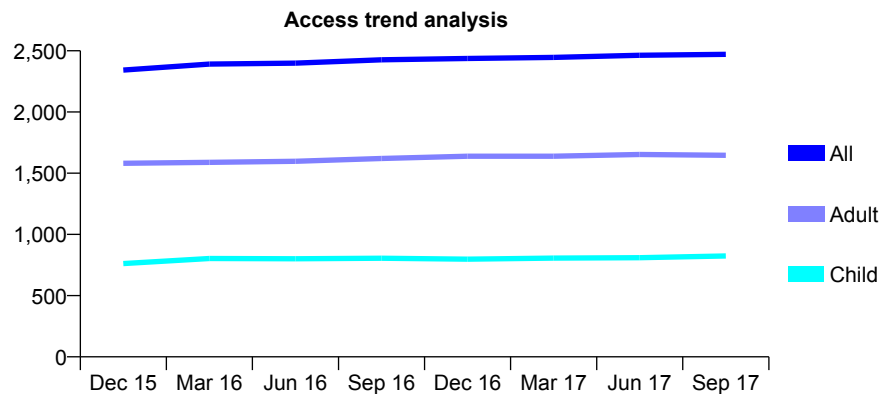
Q48 - Vital Signs At a Glance Contract Report for 109568/0001 - September 2017

Name or company name	Childwall Fiveways Dental Practice
Contract type name	GDS Contract
Purpose of contract	General
Contract start date	05/10/2012
Contract end date	

17/18 Contracted general activity (UDA)	8,307
Carry forward general activity (UDA)	0
17/18 Contracted orthodontic activity (UOA)	0
Carry forward orthodontic activity (UOA)	0
Baseline contract value	£214,328.85

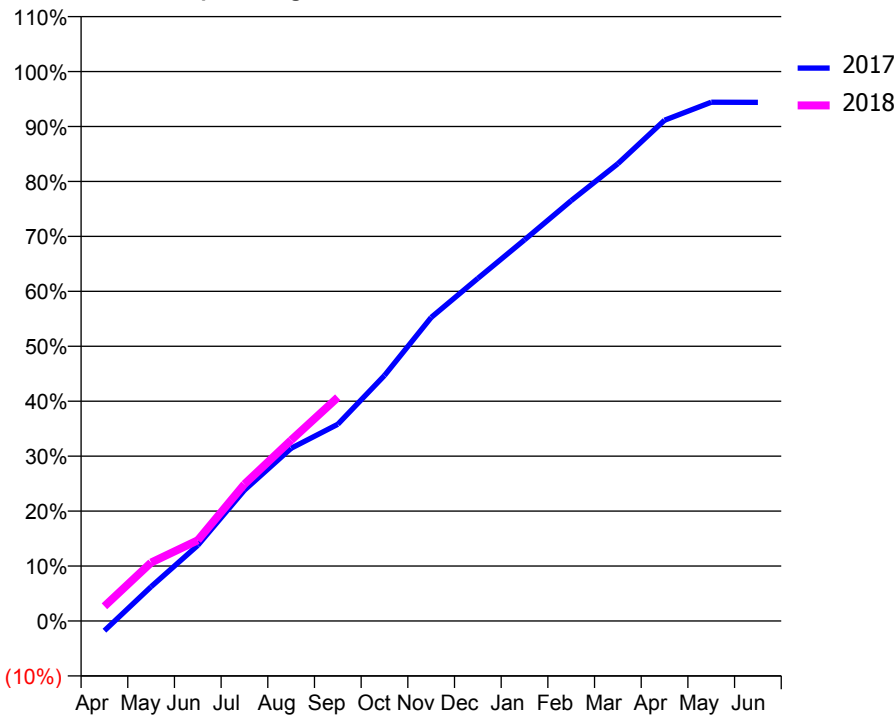
ACCESS*

Patients seen in 24 months	Total	Change since previous quarter
Quarter ending September 2016	2,426	
Quarter ending December 2016	2,437	→
Quarter ending March 2017	2,446	→
Quarter ending June 2017	2,463	→
Quarter ending September 2017	2,471	→
Variance since September 2016	1.9%	→



ACTIVITY

Cumulative percentage of contracted UDA delivered 2017 & 2018



Month	Adjusted Scheduled Activity (UDA)	
	2017	2018
April	-148	224
May	520	884
June	1,144	1,222
July	1,978	2,068
August	2,611	2,735
September	2,975	3,381
October	3,711	
November	4,588	
December	5,179	
January	5,763	
February	6,355	
March	6,913	
April	7,571	
May	7,842	
June	7,841	

QUALITY

	Quantity	Base Number	Contract	AT	Region	England
% of FP17s for the same patient ID Re-attending within 3 months - Children	86	951	9.0%	11.4%	12.8%	11.9%
% of FP17s for the same patient ID Re-attending within 3 months - Adults	143	1,229	11.6%	17.1%	16.5%	15.9%
% of FP17s for the same patient ID Re-attending between 3 & 9 months - Children	690	951	72.6%	53.9%	59.7%	58.1%
% of FP17s for the same patient ID Re-attending between 3 & 9 months - Adults	809	1,229	65.8%	44.5%	53.0%	50.6%
% of FP17s for Band 1 Urgent Courses	108	1,798	6.0%	11.9%	9.2%	9.1%
% of FP17s Relating to Free Repair or Replacements	14	1,798	0.8%	0.9%	1.0%	0.8%
% of FP17s Relating to Continuations	9	1,798	0.5%	1.3%	1.2%	1.1%
% of Patients satisfied with the dentistry they have received	8	9	N/A	91.2%	91.6%	91.4%
% of Patients satisfied with the time they had to wait for an appointment	9	9	N/A	87.6%	88.1%	87.7%

* This is based on patients treated on this contract for their most recent course of treatment. Figures in italics indicate the base number of FP17s or Patient Questionnaire responses are less than 100. N/A is shown where the base number of responses is less than 10 during the period. % is calculated as Quantity/Base number*100

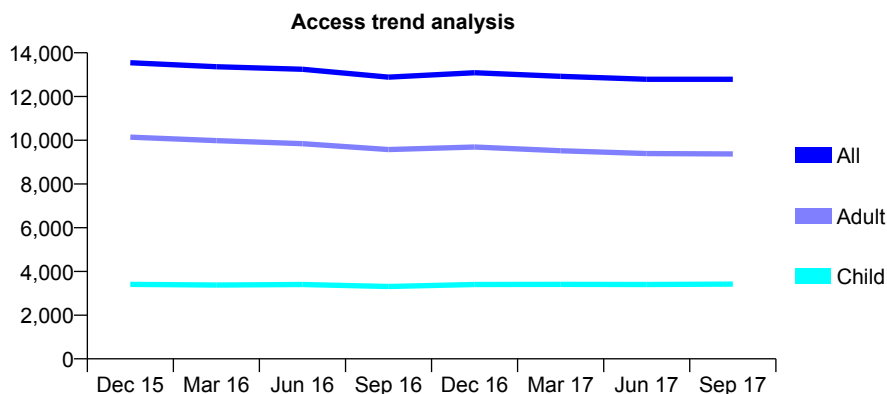
Q48 - Vital Signs At a Glance Contract Report for 111716/0001 - September 2017

Name or company name	Church St Dentists Ltd
Contract type name	GDS Contract
Purpose of contract	General
Contract start date	01/01/2011
Contract end date	

17/18 Contracted general activity (UDA)	53,000
Carry forward general activity (UDA)	0
17/18 Contracted orthodontic activity (UOA)	0
Carry forward orthodontic activity (UOA)	0
Baseline contract value	£1,441,523.02

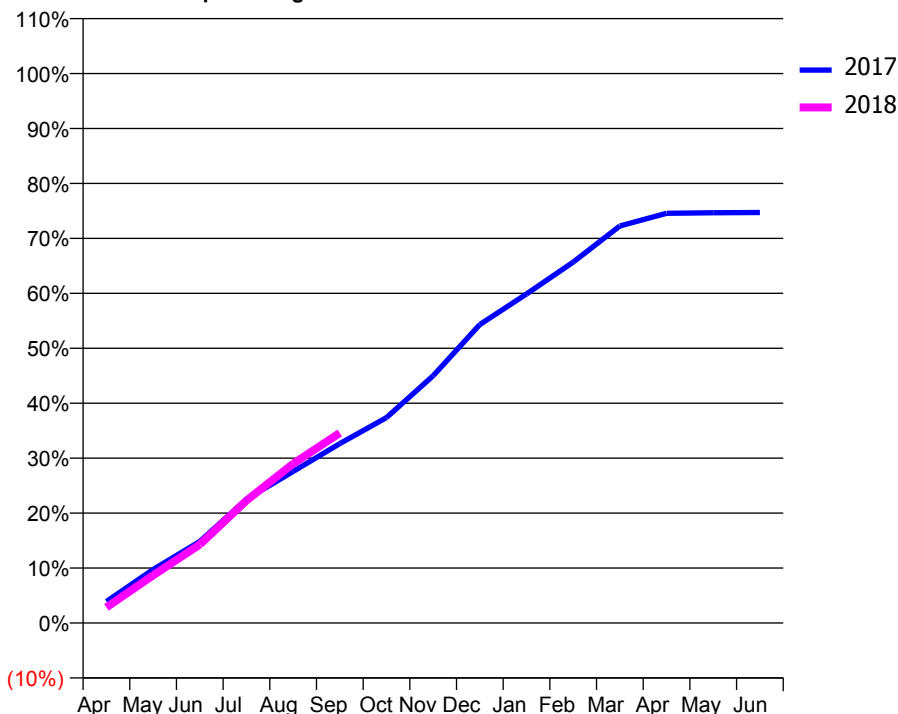
ACCESS*

Patients seen in 24 months	Total	Change since previous quarter
Quarter ending September 2016	12,886	
Quarter ending December 2016	13,091	→
Quarter ending March 2017	12,923	↓
Quarter ending June 2017	12,790	↓
Quarter ending September 2017	12,792	→
Variance since September 2016	(0.7%)	→



ACTIVITY

Cumulative percentage of contracted UDA delivered 2017 & 2018



Month	Adjusted Scheduled Activity (UDA)	
	2017	2018
April	2,076	1,511
May	5,164	4,594
June	7,860	7,574
July	11,938	11,813
August	14,614	15,358
September	17,302	18,335
October	19,817	
November	23,849	
December	28,786	
January	31,737	
February	34,812	
March	38,293	
April	39,518	
May	39,568	
June	39,592	

QUALITY

	Quantity	Base Number	Contract	AT	Region	England
% of FP17s for the same patient ID Re-attending within 3 months - Children	202	2,657	7.6%	11.4%	12.8%	11.9%
% of FP17s for the same patient ID Re-attending within 3 months - Adults	940	6,164	15.2%	17.1%	16.5%	15.9%
% of FP17s for the same patient ID Re-attending between 3 & 9 months - Children	1,645	2,657	61.9%	53.9%	59.7%	58.1%
% of FP17s for the same patient ID Re-attending between 3 & 9 months - Adults	3,265	6,164	53.0%	44.5%	53.0%	50.6%
% of FP17s for Band 1 Urgent Courses	873	8,238	10.6%	11.9%	9.2%	9.1%
% of FP17s Relating to Free Repair or Replacements	62	8,238	0.8%	0.9%	1.0%	0.8%
% of FP17s Relating to Continuations	91	8,238	1.1%	1.3%	1.2%	1.1%
% of Patients satisfied with the dentistry they have received	16	19	84.2%	91.2%	91.6%	91.4%
% of Patients satisfied with the time they had to wait for an appointment	17	19	89.5%	87.6%	88.1%	87.7%

* This is based on patients treated on this contract for their most recent course of treatment. Figures in italics indicate the base number of FP17s or Patient Questionnaire responses are less than 100. N/A is shown where the base number of responses is less than 10 during the period. % is calculated as Quantity/Base number*100

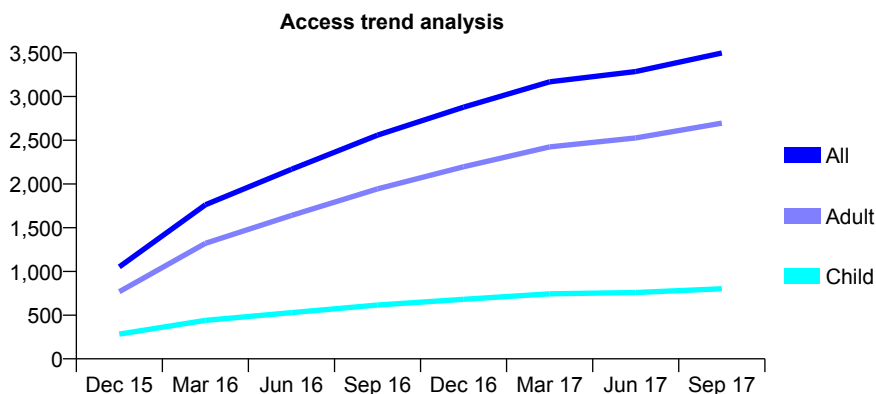
Q48 - Vital Signs At a Glance Contract Report for 112046/0001 - September 2017

Name or company name	Whiston Village Dental Practice Partnership
Contract type name	GDS Contract
Purpose of contract	General
Contract start date	27/03/2015
Contract end date	

17/18 Contracted general activity (UDA)	13,431
Carry forward general activity (UDA)	0
17/18 Contracted orthodontic activity (UOA)	0
Carry forward orthodontic activity (UOA)	0
Baseline contract value	£357,956.53

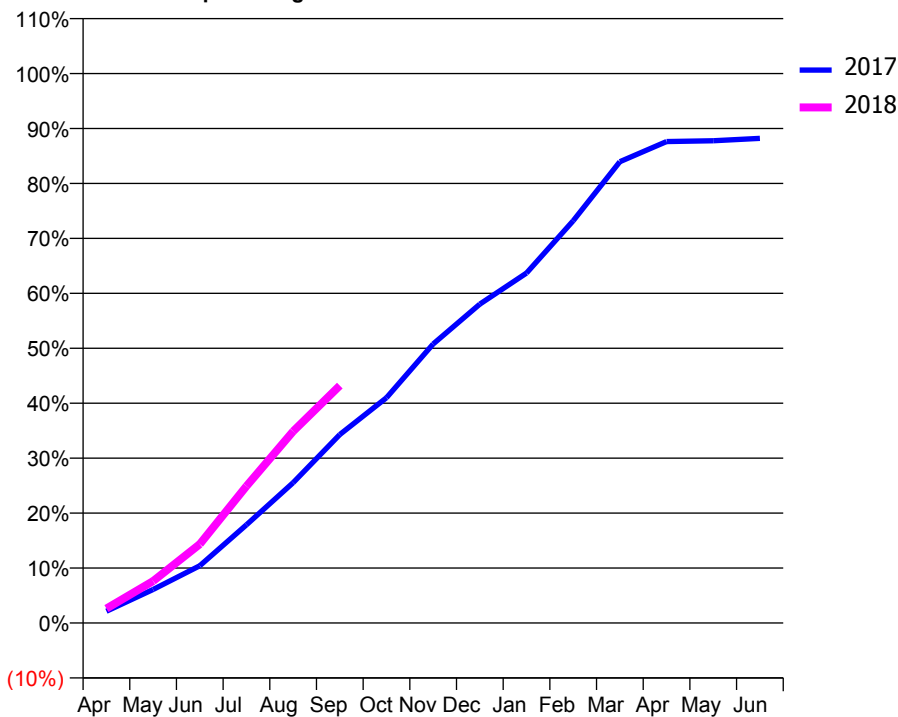
ACCESS*

Patients seen in 24 months	Total	Change since previous quarter
Quarter ending September 2016	2,559	
Quarter ending December 2016	2,878	↑
Quarter ending March 2017	3,168	↑
Quarter ending June 2017	3,286	↑
Quarter ending September 2017	3,498	↑
Variance since September 2016	36.7%	↑



ACTIVITY

Cumulative percentage of contracted UDA delivered 2017 & 2018



Adjusted Scheduled Activity (UDA)

Month	2017	2018
April	290	354
May	819	1,024
June	1,400	1,928
July	2,400	3,345
August	3,430	4,685
September	4,606	5,803
October	5,507	
November	6,820	
December	7,796	
January	8,554	
February	9,833	
March	11,277	
April	11,767	
May	11,786	
June	11,847	

QUALITY

	Quantity	Base Number	Contract	AT	Region	England
% of FP17s for the same patient ID Re-attending within 3 months - Children	26	628	4.1%	11.4%	12.8%	11.9%
% of FP17s for the same patient ID Re-attending within 3 months - Adults	251	2,026	12.4%	17.1%	16.5%	15.9%
% of FP17s for the same patient ID Re-attending between 3 & 9 months - Children	313	628	49.8%	53.9%	59.7%	58.1%
% of FP17s for the same patient ID Re-attending between 3 & 9 months - Adults	906	2,026	44.7%	44.5%	53.0%	50.6%
% of FP17s for Band 1 Urgent Courses	112	2,487	4.5%	11.9%	9.2%	9.1%
% of FP17s Relating to Free Repair or Replacements	20	2,487	0.8%	0.9%	1.0%	0.8%
% of FP17s Relating to Continuations	37	2,487	1.5%	1.3%	1.2%	1.1%
% of Patients satisfied with the dentistry they have received	9	9	N/A	91.2%	91.6%	91.4%
% of Patients satisfied with the time they had to wait for an appointment	7	9	N/A	87.6%	88.1%	87.7%

* This is based on patients treated on this contract for their most recent course of treatment. Figures in italics indicate the base number of FP17s or Patient Questionnaire responses are less than 100. N/A is shown where the base number of responses is less than 10 during the period. % is calculated as Quantity/Base number*100

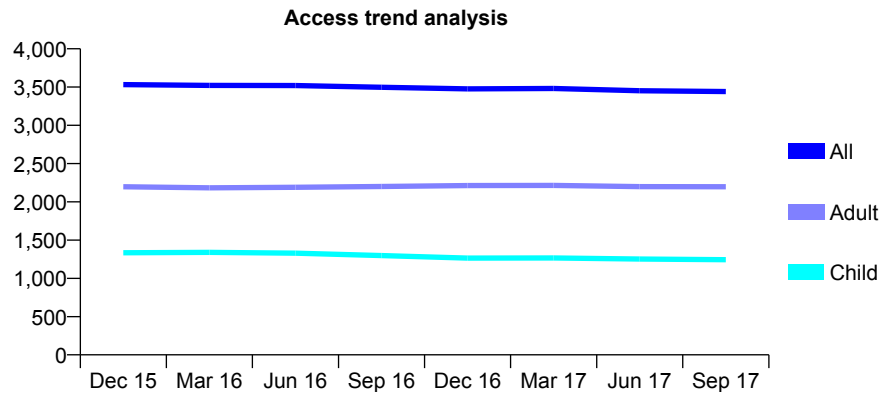
Q48 - Vital Signs At a Glance Contract Report for 113433/0001 - September 2017

Name or company name	Deysbrook Lane Partnership
Contract type name	GDS Contract
Purpose of contract	General
Contract start date	01/07/2011
Contract end date	

17/18 Contracted general activity (UDA)	11,000
Carry forward general activity (UDA)	0
17/18 Contracted orthodontic activity (UOA)	0
Carry forward orthodontic activity (UOA)	0
Baseline contract value	£283,810.94

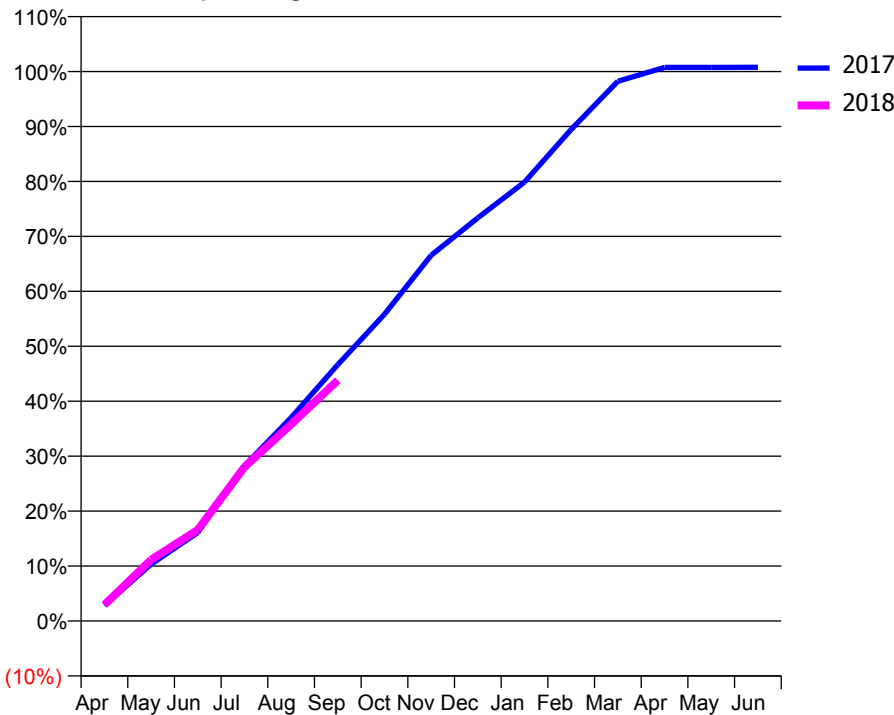
ACCESS*

Patients seen in 24 months	Total	Change since previous quarter
Quarter ending September 2016	3,497	
Quarter ending December 2016	3,477	→
Quarter ending March 2017	3,481	→
Quarter ending June 2017	3,451	→
Quarter ending September 2017	3,441	→
Variance since September 2016	(1.6%)	↓



ACTIVITY

Cumulative percentage of contracted UDA delivered 2017 & 2018



Month	Adjusted Scheduled Activity (UDA)	
	2017	2018
April	316	325
May	1,161	1,226
June	1,807	1,826
July	3,170	3,082
August	4,153	3,937
September	5,233	4,821
October	6,265	
November	7,466	
December	8,232	
January	8,961	
February	10,037	
March	11,021	
April	11,303	
May	11,303	
June	11,305	

QUALITY

	Quantity	Base Number	Contract	AT	Region	England
% of FP17s for the same patient ID Re-attending within 3 months - Children	155	1,042	14.9%	11.4%	12.8%	11.9%
% of FP17s for the same patient ID Re-attending within 3 months - Adults	282	1,386	20.3%	17.1%	16.5%	15.9%
% of FP17s for the same patient ID Re-attending between 3 & 9 months - Children	643	1,042	61.7%	53.9%	59.7%	58.1%
% of FP17s for the same patient ID Re-attending between 3 & 9 months - Adults	700	1,386	50.5%	44.5%	53.0%	50.6%
% of FP17s for Band 1 Urgent Courses	269	2,306	11.7%	11.9%	9.2%	9.1%
% of FP17s Relating to Free Repair or Replacements	22	2,306	1.0%	0.9%	1.0%	0.8%
% of FP17s Relating to Continuations	9	2,306	0.4%	1.3%	1.2%	1.1%
% of Patients satisfied with the dentistry they have received	11	12	91.7%	91.2%	91.6%	91.4%
% of Patients satisfied with the time they had to wait for an appointment	11	12	91.7%	87.6%	88.1%	87.7%

* This is based on patients treated on this contract for their most recent course of treatment. Figures in italics indicate the base number of FP17s or Patient Questionnaire responses are less than 100. N/A is shown where the base number of responses is less than 10 during the period. % is calculated as Quantity/Base number*100

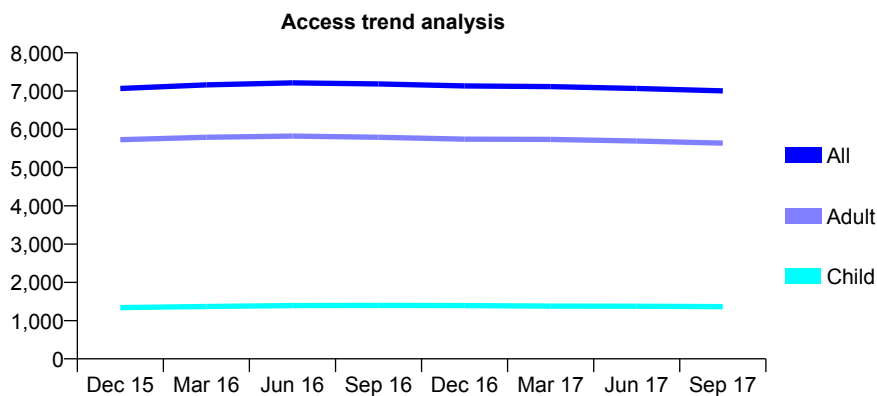
Q48 - Vital Signs At a Glance Contract Report for 116467/0001 - September 2017

Name or company name	Billinge DP Limited
Contract type name	GDS Contract
Purpose of contract	General
Contract start date	01/01/2010
Contract end date	

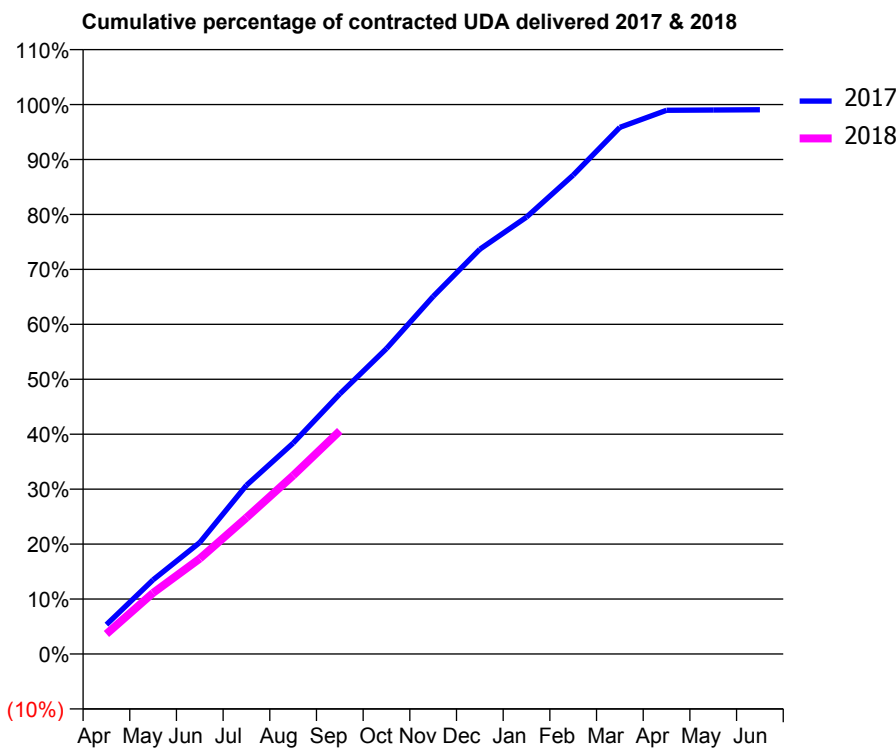
17/18 Contracted general activity (UDA)	19,900
Carry forward general activity (UDA)	191
17/18 Contracted orthodontic activity (UOA)	0
Carry forward orthodontic activity (UOA)	0
Baseline contract value	£475,104.86

ACCESS*

Patients seen in 24 months	Total	Change since previous quarter
Quarter ending September 2016	7,187	
Quarter ending December 2016	7,135	→
Quarter ending March 2017	7,115	→
Quarter ending June 2017	7,069	→
Quarter ending September 2017	7,006	→
Variance since September 2016	(2.5%)	↓



ACTIVITY



Month	Adjusted Scheduled Activity (UDA)	
	2017	2018
April	1,063	725
May	2,689	2,212
June	4,040	3,454
July	6,113	4,937
August	7,638	6,464
September	9,421	8,084
October	11,060	
November	12,951	
December	14,659	
January	15,821	
February	17,343	
March	19,075	
April	19,693	
May	19,699	
June	19,709	

QUALITY

	Quantity	Base Number	Contract	AT	Region	England
% of FP17s for the same patient ID Re-attending within 3 months - Children	60	990	6.1%	11.4%	12.8%	11.9%
% of FP17s for the same patient ID Re-attending within 3 months - Adults	478	3,636	13.1%	17.1%	16.5%	15.9%
% of FP17s for the same patient ID Re-attending between 3 & 9 months - Children	607	990	61.3%	53.9%	59.7%	58.1%
% of FP17s for the same patient ID Re-attending between 3 & 9 months - Adults	1,645	3,636	45.2%	44.5%	53.0%	50.6%
% of FP17s for Band 1 Urgent Courses	269	4,302	6.3%	11.9%	9.2%	9.1%
% of FP17s Relating to Free Repair or Replacements	49	4,302	1.1%	0.9%	1.0%	0.8%
% of FP17s Relating to Continuations	114	4,302	2.6%	1.3%	1.2%	1.1%
% of Patients satisfied with the dentistry they have received	22	22	100.0%	91.2%	91.6%	91.4%
% of Patients satisfied with the time they had to wait for an appointment	19	22	86.4%	87.6%	88.1%	87.7%

* This is based on patients treated on this contract for their most recent course of treatment. Figures in italics indicate the base number of FP17s or Patient Questionnaire responses are less than 100. N/A is shown where the base number of responses is less than 10 during the period. % is calculated as Quantity/Base number*100

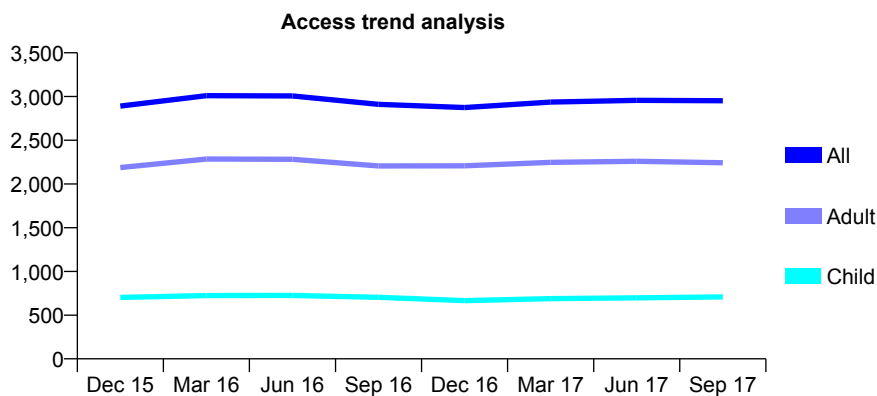
Q48 - Vital Signs At a Glance Contract Report for 117005/0001 - September 2017

Name or company name	Stecewicz
Contract type name	GDS Contract
Purpose of contract	General
Contract start date	01/04/2012
Contract end date	

17/18 Contracted general activity (UDA)	10,700
Carry forward general activity (UDA)	0
17/18 Contracted orthodontic activity (UOA)	0
Carry forward orthodontic activity (UOA)	0
Baseline contract value	£237,326.32

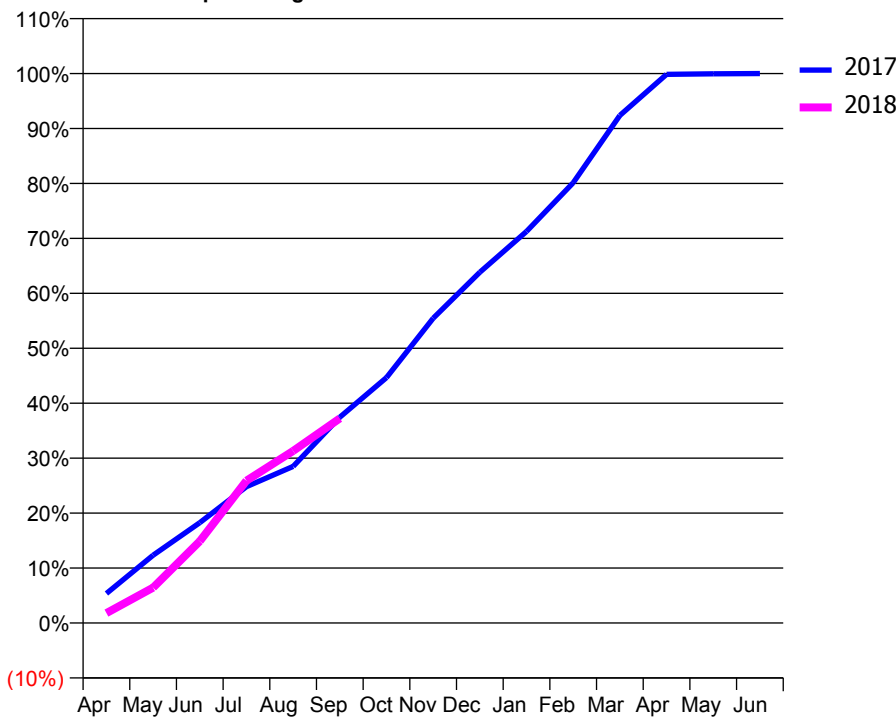
ACCESS*

Patients seen in 24 months	Total	Change since previous quarter
Quarter ending September 2016	2,910	
Quarter ending December 2016	2,874	↓
Quarter ending March 2017	2,936	↑
Quarter ending June 2017	2,956	→
Quarter ending September 2017	2,951	→
Variance since September 2016	1.4%	→



ACTIVITY

Cumulative percentage of contracted UDA delivered 2017 & 2018



Month	Adjusted Scheduled Activity (UDA)	
	2017	2018
April	577	194
May	1,325	690
June	1,959	1,594
July	2,662	2,772
August	3,058	3,351
September	4,021	3,985
October	4,794	
November	5,953	
December	6,851	
January	7,649	
February	8,599	
March	9,915	
April	10,716	
May	10,726	
June	10,733	

QUALITY

	Quantity	Base Number	Contract	AT	Region	England
% of FP17s for the same patient ID Re-attending within 3 months - Children	37	447	8.3%	11.4%	12.8%	11.9%
% of FP17s for the same patient ID Re-attending within 3 months - Adults	193	1,351	14.3%	17.1%	16.5%	15.9%
% of FP17s for the same patient ID Re-attending between 3 & 9 months - Children	239	447	53.5%	53.9%	59.7%	58.1%
% of FP17s for the same patient ID Re-attending between 3 & 9 months - Adults	709	1,351	52.5%	44.5%	53.0%	50.6%
% of FP17s for Band 1 Urgent Courses	160	1,570	10.2%	11.9%	9.2%	9.1%
% of FP17s Relating to Free Repair or Replacements	5	1,570	0.3%	0.9%	1.0%	0.8%
% of FP17s Relating to Continuations	1	1,570	0.1%	1.3%	1.2%	1.1%
% of Patients satisfied with the dentistry they have received	59	67	88.1%	91.2%	91.6%	91.4%
% of Patients satisfied with the time they had to wait for an appointment	58	67	86.6%	87.6%	88.1%	87.7%

* This is based on patients treated on this contract for their most recent course of treatment. Figures in italics indicate the base number of FP17s or Patient Questionnaire responses are less than 100. N/A is shown where the base number of responses is less than 10 during the period. % is calculated as Quantity/Base number*100

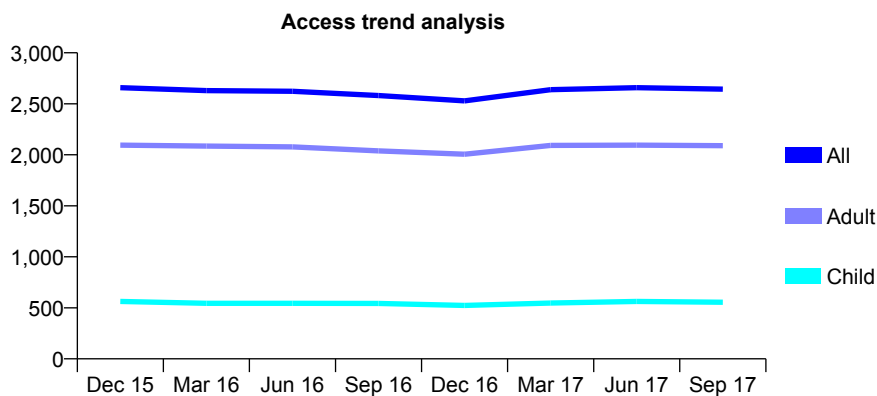
Q48 - Vital Signs At a Glance Contract Report for 121355/0001 - September 2017

Name or company name	J Walker & A Dunn
Contract type name	GDS Contract
Purpose of contract	General
Contract start date	01/04/2007
Contract end date	

17/18 Contracted general activity (UDA)	9,392
Carry forward general activity (UDA)	230
17/18 Contracted orthodontic activity (UOA)	0
Carry forward orthodontic activity (UOA)	0
Baseline contract value	£242,322.93

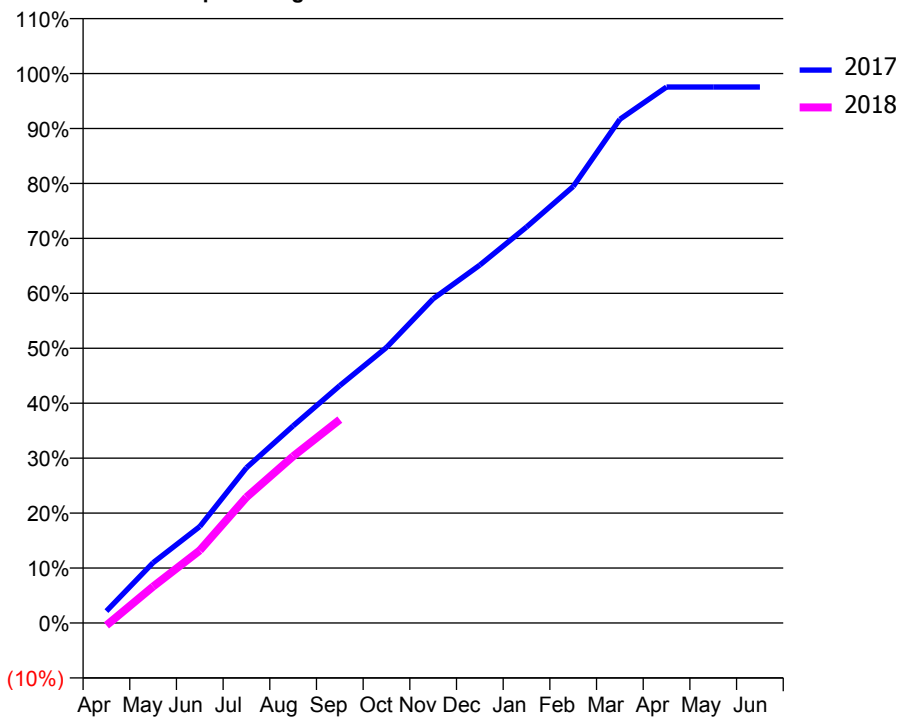
ACCESS*

Patients seen in 24 months	Total	Change since previous quarter
Quarter ending September 2016	2,581	
Quarter ending December 2016	2,529	↓
Quarter ending March 2017	2,639	↑
Quarter ending June 2017	2,658	→
Quarter ending September 2017	2,644	→
Variance since September 2016	2.4%	↑



ACTIVITY

Cumulative percentage of contracted UDA delivered 2017 & 2018



Month	Adjusted Scheduled Activity (UDA)	
	2017	2018
April	204	-41
May	1,031	624
June	1,649	1,241
July	2,654	2,150
August	3,369	2,850
September	4,058	3,477
October	4,709	
November	5,541	
December	6,117	
January	6,768	
February	7,461	
March	8,610	
April	9,162	
May	9,162	
June	9,162	

QUALITY

	Quantity	Base Number	Contract	AT	Region	England
% of FP17s for the same patient ID Re-attending within 3 months - Children	21	367	5.7%	11.4%	12.8%	11.9%
% of FP17s for the same patient ID Re-attending within 3 months - Adults	331	1,520	21.8%	17.1%	16.5%	15.9%
% of FP17s for the same patient ID Re-attending between 3 & 9 months - Children	201	367	54.8%	53.9%	59.7%	58.1%
% of FP17s for the same patient ID Re-attending between 3 & 9 months - Adults	735	1,520	48.4%	44.5%	53.0%	50.6%
% of FP17s for Band 1 Urgent Courses	263	1,725	15.2%	11.9%	9.2%	9.1%
% of FP17s Relating to Free Repair or Replacements	11	1,725	0.6%	0.9%	1.0%	0.8%
% of FP17s Relating to Continuations	42	1,725	2.4%	1.3%	1.2%	1.1%
% of Patients satisfied with the dentistry they have received	11	11	100.0%	91.2%	91.6%	91.4%
% of Patients satisfied with the time they had to wait for an appointment	11	11	100.0%	87.6%	88.1%	87.7%

* This is based on patients treated on this contract for their most recent course of treatment. Figures in italics indicate the base number of FP17s or Patient Questionnaire responses are less than 100. N/A is shown where the base number of responses is less than 10 during the period. % is calculated as Quantity/Base number*100

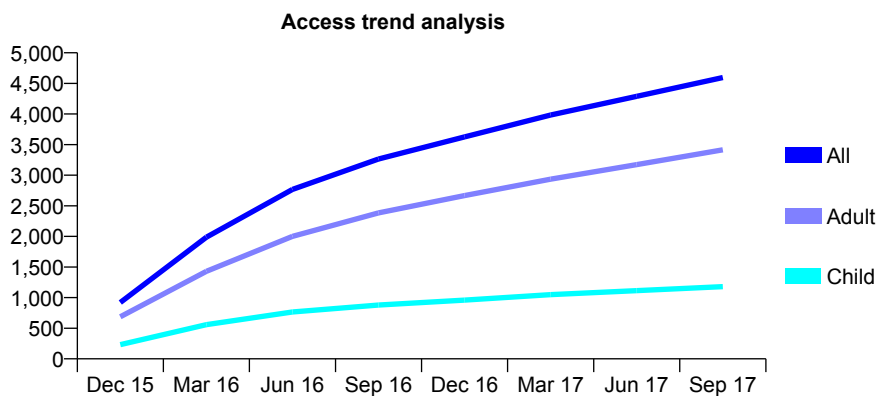
Q48 - Vital Signs At a Glance Contract Report for 121681/0001 - September 2017

Name or company name	Laurel Villa Dental
Contract type name	GDS Contract
Purpose of contract	General
Contract start date	01/10/2015
Contract end date	

17/18 Contracted general activity (UDA)	16,000
Carry forward general activity (UDA)	0
17/18 Contracted orthodontic activity (UOA)	0
Carry forward orthodontic activity (UOA)	0
Baseline contract value	£391,315.07

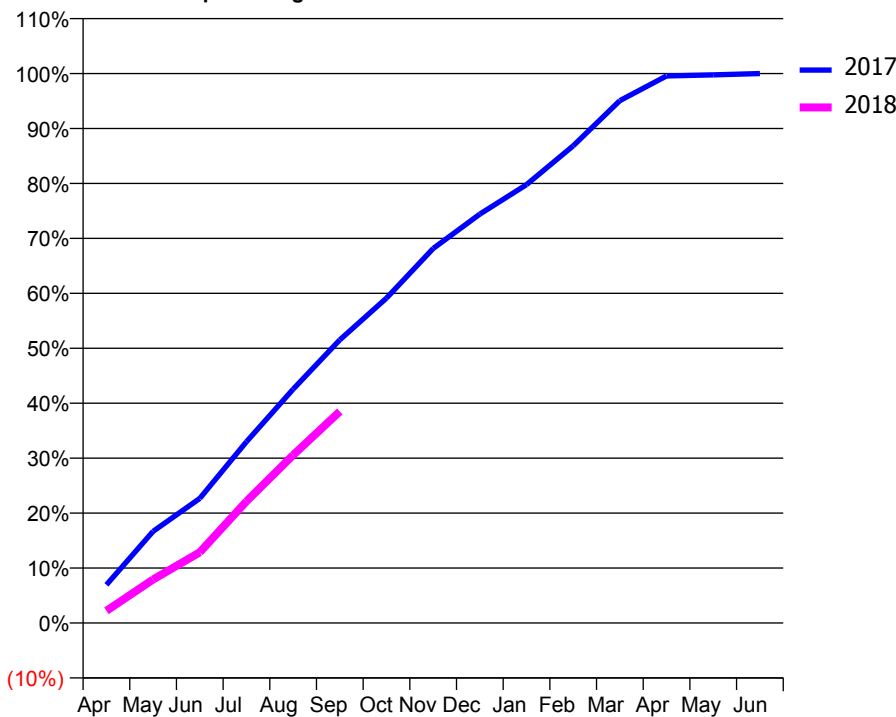
ACCESS*

Patients seen in 24 months	Total	Change since previous quarter
Quarter ending September 2016	3,264	
Quarter ending December 2016	3,626	↑
Quarter ending March 2017	3,984	↑
Quarter ending June 2017	4,288	↑
Quarter ending September 2017	4,595	↑
Variance since September 2016	40.8%	↑



ACTIVITY

Cumulative percentage of contracted UDA delivered 2017 & 2018



Month	Adjusted Scheduled Activity (UDA)	
	2017	2018
April	1,134	354
May	2,719	1,267
June	3,695	2,061
July	5,377	3,541
August	6,933	4,890
September	8,397	6,161
October	9,634	
November	11,105	
December	12,125	
January	13,000	
February	14,152	
March	15,491	
April	16,225	
May	16,256	
June	16,296	

QUALITY

	Quantity	Base Number	Contract	AT	Region	England
% of FP17s for the same patient ID Re-attending within 3 months - Children	72	690	10.4%	11.4%	12.8%	11.9%
% of FP17s for the same patient ID Re-attending within 3 months - Adults	294	1,877	15.7%	17.1%	16.5%	15.9%
% of FP17s for the same patient ID Re-attending between 3 & 9 months - Children	257	690	37.2%	53.9%	59.7%	58.1%
% of FP17s for the same patient ID Re-attending between 3 & 9 months - Adults	706	1,877	37.6%	44.5%	53.0%	50.6%
% of FP17s for Band 1 Urgent Courses	309	2,300	13.4%	11.9%	9.2%	9.1%
% of FP17s Relating to Free Repair or Replacements	15	2,300	0.7%	0.9%	1.0%	0.8%
% of FP17s Relating to Continuations	13	2,300	0.6%	1.3%	1.2%	1.1%
% of Patients satisfied with the dentistry they have received	11	11	100.0%	91.2%	91.6%	91.4%
% of Patients satisfied with the time they had to wait for an appointment	10	11	90.9%	87.6%	88.1%	87.7%

* This is based on patients treated on this contract for their most recent course of treatment. Figures in italics indicate the base number of FP17s or Patient Questionnaire responses are less than 100. N/A is shown where the base number of responses is less than 10 during the period. % is calculated as Quantity/Base number*100

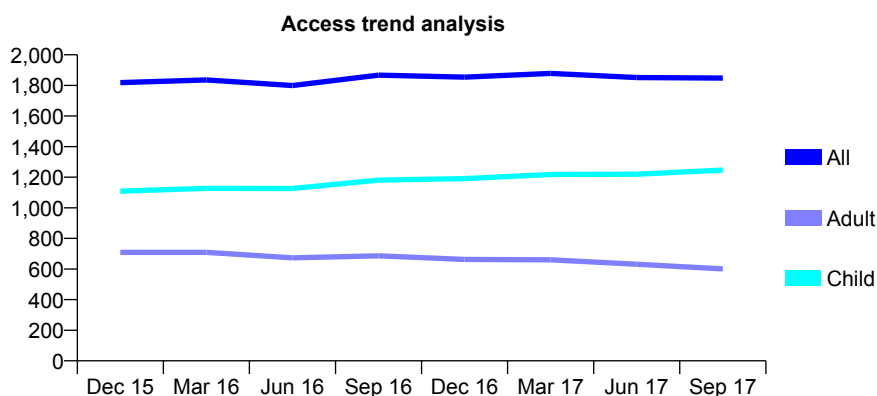
Q48 - Vital Signs At a Glance Contract Report for 122653/0001 - September 2017

Name or company name	Rose Lane Dental Practice
Contract type name	GDS Contract
Purpose of contract	General
Contract start date	01/04/2010
Contract end date	

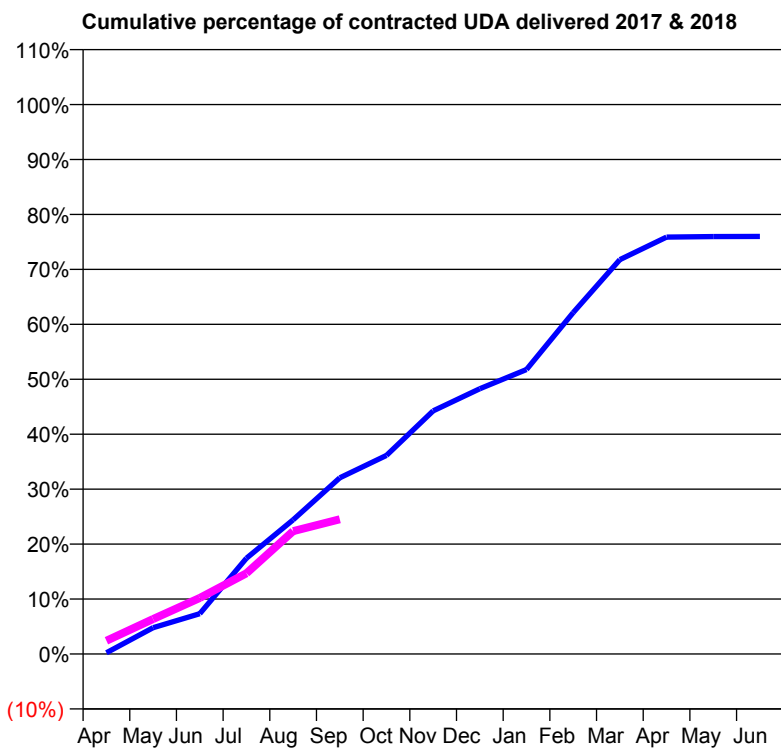
17/18 Contracted general activity (UDA)	4,152
Carry forward general activity (UDA)	0
17/18 Contracted orthodontic activity (UOA)	0
Carry forward orthodontic activity (UOA)	0
Baseline contract value	£114,866.02

ACCESS*

Patients seen in 24 months	Total	Change since previous quarter
Quarter ending September 2016	1,867	
Quarter ending December 2016	1,854	→
Quarter ending March 2017	1,878	→
Quarter ending June 2017	1,851	↓
Quarter ending September 2017	1,848	→
Variance since September 2016	(1.0%)	↓



ACTIVITY



Adjusted Scheduled Activity (UDA)		
Month	2017	2018
April	10	100
May	214	264
June	327	424
July	776	610
August	1,088	929
September	1,428	1,019
October	1,609	
November	1,970	
December	2,150	
January	2,305	
February	2,766	
March	3,195	
April	3,378	
May	3,382	
June	3,383	

QUALITY

	Quantity	Base Number	Contract	AT	Region	England
% of FP17s for the same patient ID Re-attending within 3 months - Children	46	628	7.3%	11.4%	12.8%	11.9%
% of FP17s for the same patient ID Re-attending within 3 months - Adults	13	205	6.3%	17.1%	16.5%	15.9%
% of FP17s for the same patient ID Re-attending between 3 & 9 months - Children	291	628	46.3%	53.9%	59.7%	58.1%
% of FP17s for the same patient ID Re-attending between 3 & 9 months - Adults	61	205	29.8%	44.5%	53.0%	50.6%
% of FP17s for Band 1 Urgent Courses	8	710	1.1%	11.9%	9.2%	9.1%
% of FP17s Relating to Free Repair or Replacements	0	710	0.0%	0.9%	1.0%	0.8%
% of FP17s Relating to Continuations	0	710	0.0%	1.3%	1.2%	1.1%
% of Patients satisfied with the dentistry they have received	3	3	N/A	91.2%	91.6%	91.4%
% of Patients satisfied with the time they had to wait for an appointment	3	3	N/A	87.6%	88.1%	87.7%

* This is based on patients treated on this contract for their most recent course of treatment. Figures in italics indicate the base number of FP17s or Patient Questionnaire responses are less than 100. N/A is shown where the base number of responses is less than 10 during the period. % is calculated as Quantity/Base number*100

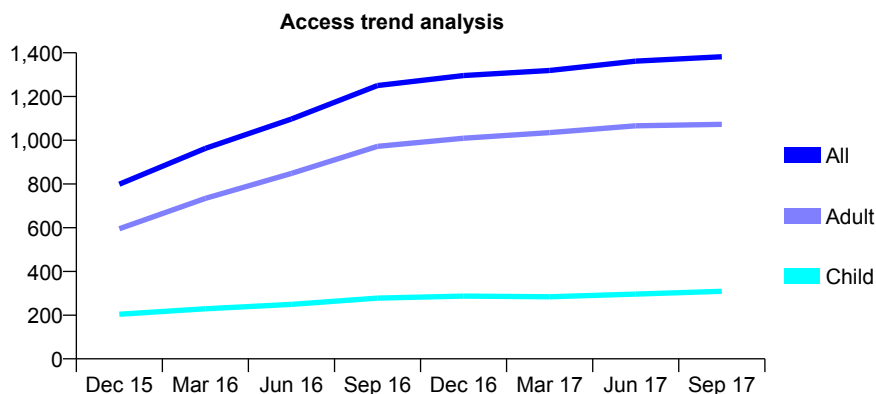
Q48 - Vital Signs At a Glance Contract Report for 122858/0001 - September 2017

Name or company name	Baycliff Dental Practices
Contract type name	GDS Contract
Purpose of contract	General
Contract start date	01/10/2014
Contract end date	

17/18 Contracted general activity (UDA)	6,769
Carry forward general activity (UDA)	0
17/18 Contracted orthodontic activity (UOA)	0
Carry forward orthodontic activity (UOA)	0
Baseline contract value	£174,646.92

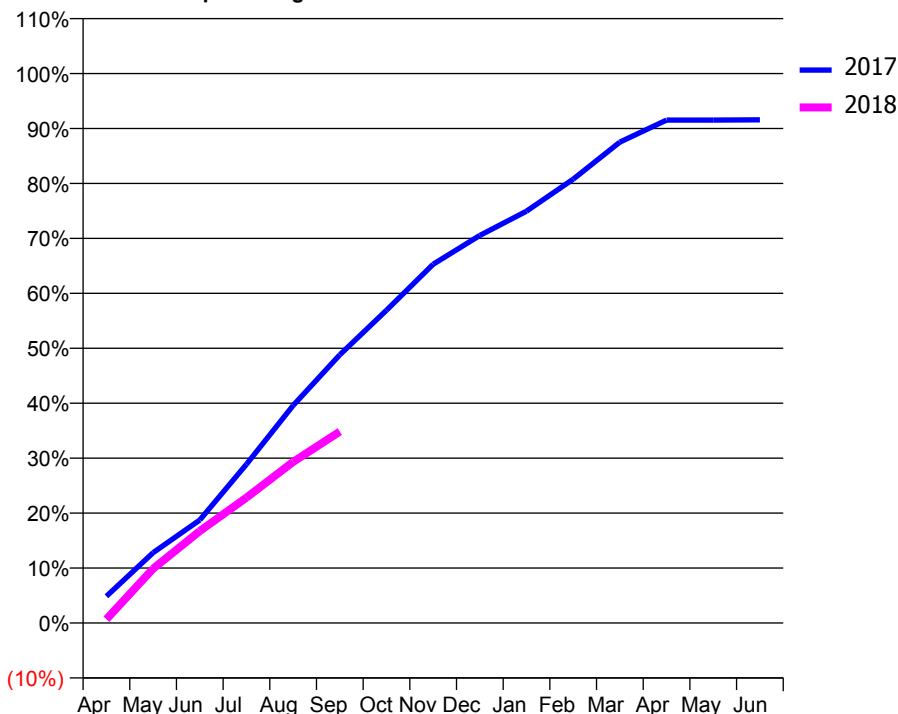
ACCESS*

Patients seen in 24 months	Total	Change since previous quarter
Quarter ending September 2016	1,250	
Quarter ending December 2016	1,296	↑
Quarter ending March 2017	1,319	→
Quarter ending June 2017	1,362	↑
Quarter ending September 2017	1,382	→
Variance since September 2016	10.6%	↑



ACTIVITY

Cumulative percentage of contracted UDA delivered 2017 & 2018



Month	Adjusted Scheduled Activity (UDA)	
	2017	2018
April	329	47
May	866	669
June	1,269	1,133
July	1,955	1,545
August	2,680	1,985
September	3,304	2,358
October	3,854	
November	4,419	
December	4,774	
January	5,074	
February	5,468	
March	5,924	
April	6,195	
May	6,195	
June	6,199	

QUALITY

	Quantity	Base Number	Contract	AT	Region	England
% of FP17s for the same patient ID Re-attending within 3 months - Children	20	187	10.7%	11.4%	12.8%	11.9%
% of FP17s for the same patient ID Re-attending within 3 months - Adults	87	594	14.6%	17.1%	16.5%	15.9%
% of FP17s for the same patient ID Re-attending between 3 & 9 months - Children	80	187	42.8%	53.9%	59.7%	58.1%
% of FP17s for the same patient ID Re-attending between 3 & 9 months - Adults	205	594	34.5%	44.5%	53.0%	50.6%
% of FP17s for Band 1 Urgent Courses	77	722	10.7%	11.9%	9.2%	9.1%
% of FP17s Relating to Free Repair or Replacements	4	722	0.6%	0.9%	1.0%	0.8%
% of FP17s Relating to Continuations	12	722	1.7%	1.3%	1.2%	1.1%
% of Patients satisfied with the dentistry they have received	4	5	N/A	91.2%	91.6%	91.4%
% of Patients satisfied with the time they had to wait for an appointment	5	5	N/A	87.6%	88.1%	87.7%

* This is based on patients treated on this contract for their most recent course of treatment. Figures in italics indicate the base number of FP17s or Patient Questionnaire responses are less than 100. N/A is shown where the base number of responses is less than 10 during the period. % is calculated as Quantity/Base number*100

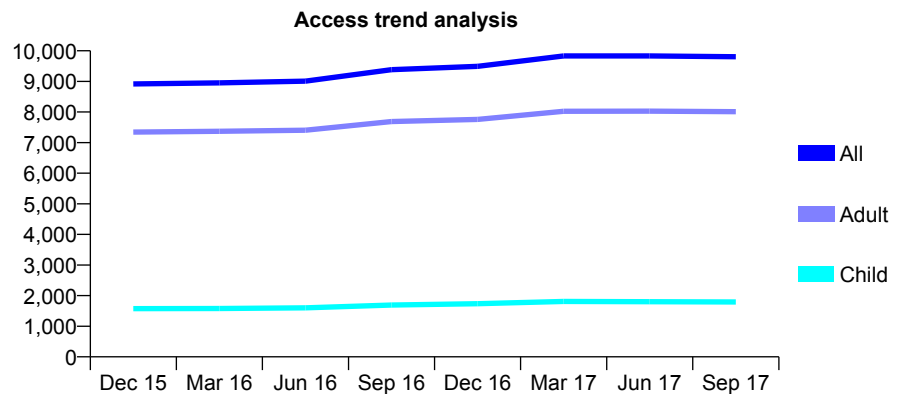
Q48 - Vital Signs At a Glance Contract Report for 123293/0001 - September 2017

Name or company name	Smithdown Dental Practice
Contract type name	GDS Contract
Purpose of contract	General
Contract start date	01/10/2011
Contract end date	

17/18 Contracted general activity (UDA)	27,825
Carry forward general activity (UDA)	0
17/18 Contracted orthodontic activity (UOA)	0
Carry forward orthodontic activity (UOA)	0
Baseline contract value	£770,328.66

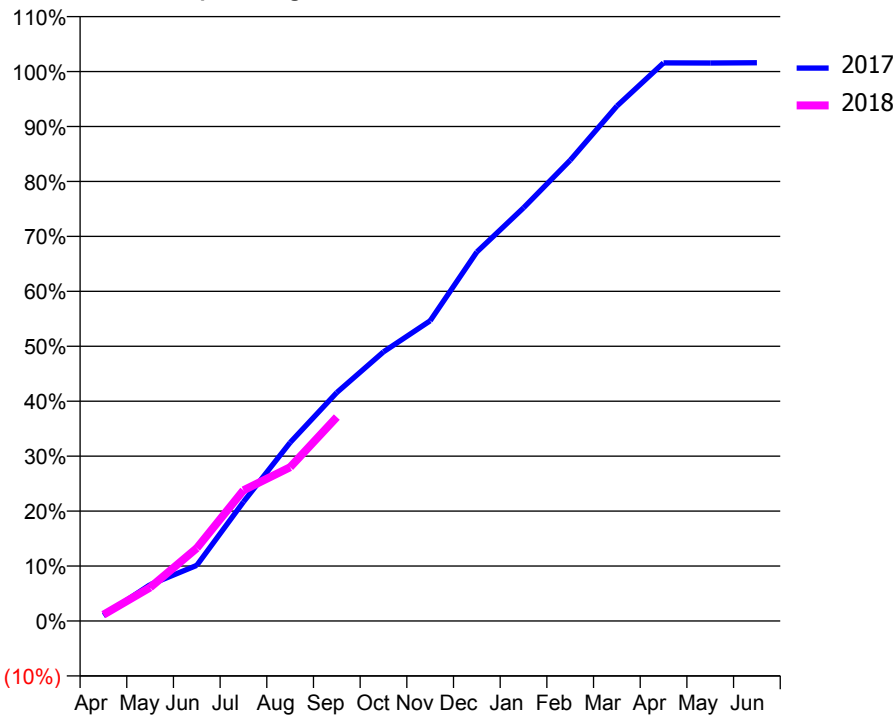
ACCESS*

Patients seen in 24 months	Total	Change since previous quarter
Quarter ending September 2016	9,382	
Quarter ending December 2016	9,493	→
Quarter ending March 2017	9,833	↑
Quarter ending June 2017	9,831	→
Quarter ending September 2017	9,804	→
Variance since September 2016	4.5%	↑



ACTIVITY

Cumulative percentage of contracted UDA delivered 2017 & 2018



Month	Adjusted Scheduled Activity (UDA)	
	2017	2018
April	272	320
May	1,842	1,699
June	2,822	3,692
July	6,030	6,619
August	9,036	7,788
September	11,572	10,327
October	13,627	
November	15,202	
December	18,687	
January	20,921	
February	23,331	
March	26,075	
April	28,261	
May	28,254	
June	28,270	

QUALITY

	Quantity	Base Number	Contract	AT	Region	England
% of FP17s for the same patient ID Re-attending within 3 months - Children	62	980	6.3%	11.4%	12.8%	11.9%
% of FP17s for the same patient ID Re-attending within 3 months - Adults	306	3,882	7.9%	17.1%	16.5%	15.9%
% of FP17s for the same patient ID Re-attending between 3 & 9 months - Children	372	980	38.0%	53.9%	59.7%	58.1%
% of FP17s for the same patient ID Re-attending between 3 & 9 months - Adults	1,299	3,882	33.5%	44.5%	53.0%	50.6%
% of FP17s for Band 1 Urgent Courses	741	4,176	17.7%	11.9%	9.2%	9.1%
% of FP17s Relating to Free Repair or Replacements	24	4,176	0.6%	0.9%	1.0%	0.8%
% of FP17s Relating to Continuations	0	4,176	0.0%	1.3%	1.2%	1.1%
% of Patients satisfied with the dentistry they have received	26	33	78.8%	91.2%	91.6%	91.4%
% of Patients satisfied with the time they had to wait for an appointment	28	33	84.8%	87.6%	88.1%	87.7%

* This is based on patients treated on this contract for their most recent course of treatment. Figures in italics indicate the base number of FP17s or Patient Questionnaire responses are less than 100. N/A is shown where the base number of responses is less than 10 during the period. % is calculated as Quantity/Base number*100

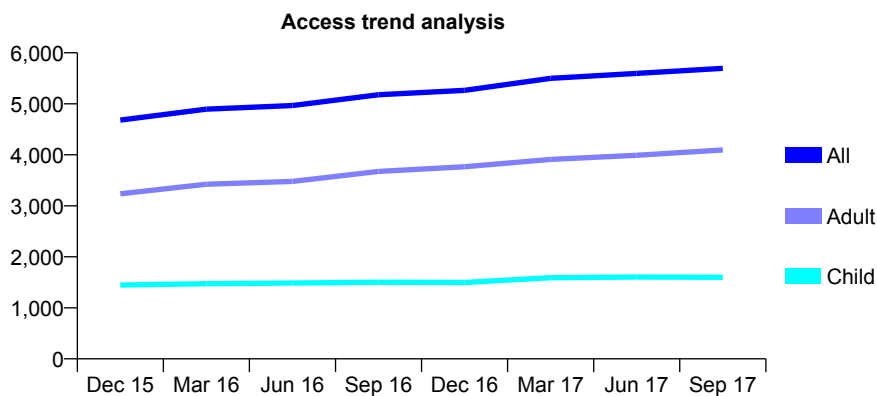
Q48 - Vital Signs At a Glance Contract Report for 124494/0001 - September 2017

Name or company name	J Powell & D Collins
Contract type name	GDS Contract
Purpose of contract	General
Contract start date	01/04/2010
Contract end date	

17/18 Contracted general activity (UDA)	15,654
Carry forward general activity (UDA)	0
17/18 Contracted orthodontic activity (UOA)	0
Carry forward orthodontic activity (UOA)	0
Baseline contract value	£501,295.07

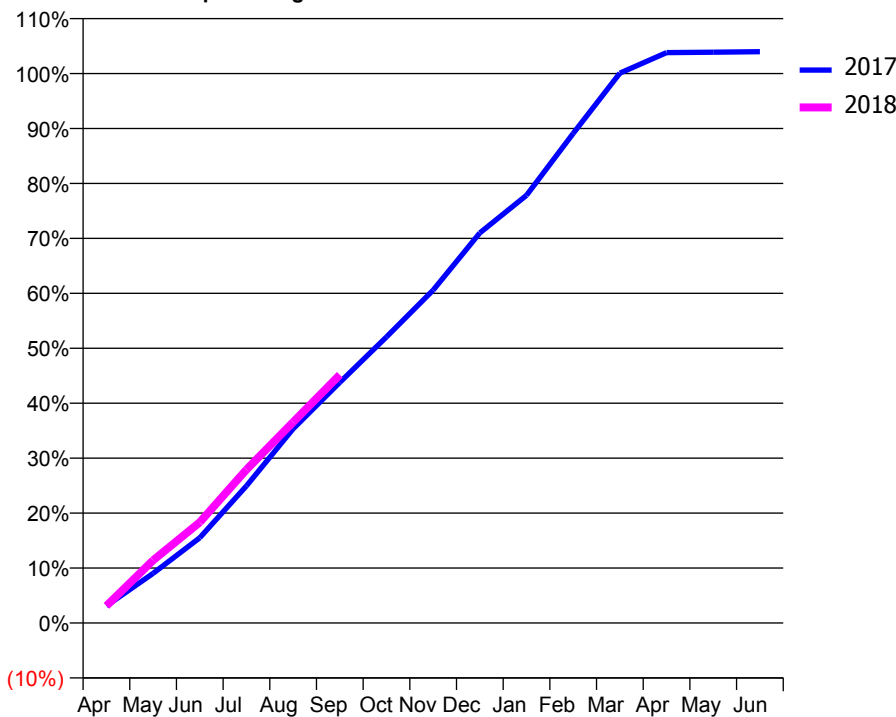
ACCESS*

Patients seen in 24 months	Total	Change since previous quarter
Quarter ending September 2016	5,177	
Quarter ending December 2016	5,263	→
Quarter ending March 2017	5,500	↑
Quarter ending June 2017	5,595	→
Quarter ending September 2017	5,695	→
Variance since September 2016	10.0%	↑



ACTIVITY

Cumulative percentage of contracted UDA delivered 2017 & 2018



Month	Adjusted Scheduled Activity (UDA)	
	2017	2018
April	487	486
May	1,416	1,788
June	2,429	2,871
July	3,905	4,370
August	5,534	5,723
September	6,856	7,070
October	8,150	
November	9,483	
December	11,114	
January	12,185	
February	13,948	
March	15,663	
April	16,248	
May	16,261	
June	16,276	

QUALITY

	Quantity	Base Number	Contract	AT	Region	England
% of FP17s for the same patient ID Re-attending within 3 months - Children	125	1,187	10.5%	11.4%	12.8%	11.9%
% of FP17s for the same patient ID Re-attending within 3 months - Adults	618	2,917	21.2%	17.1%	16.5%	15.9%
% of FP17s for the same patient ID Re-attending between 3 & 9 months - Children	638	1,187	53.7%	53.9%	59.7%	58.1%
% of FP17s for the same patient ID Re-attending between 3 & 9 months - Adults	1,389	2,917	47.6%	44.5%	53.0%	50.6%
% of FP17s for Band 1 Urgent Courses	375	3,805	9.9%	11.9%	9.2%	9.1%
% of FP17s Relating to Free Repair or Replacements	56	3,805	1.5%	0.9%	1.0%	0.8%
% of FP17s Relating to Continuations	107	3,805	2.8%	1.3%	1.2%	1.1%
% of Patients satisfied with the dentistry they have received	12	14	85.7%	91.2%	91.6%	91.4%
% of Patients satisfied with the time they had to wait for an appointment	12	14	85.7%	87.6%	88.1%	87.7%

* This is based on patients treated on this contract for their most recent course of treatment. Figures in italics indicate the base number of FP17s or Patient Questionnaire responses are less than 100. N/A is shown where the base number of responses is less than 10 during the period. % is calculated as Quantity/Base number*100

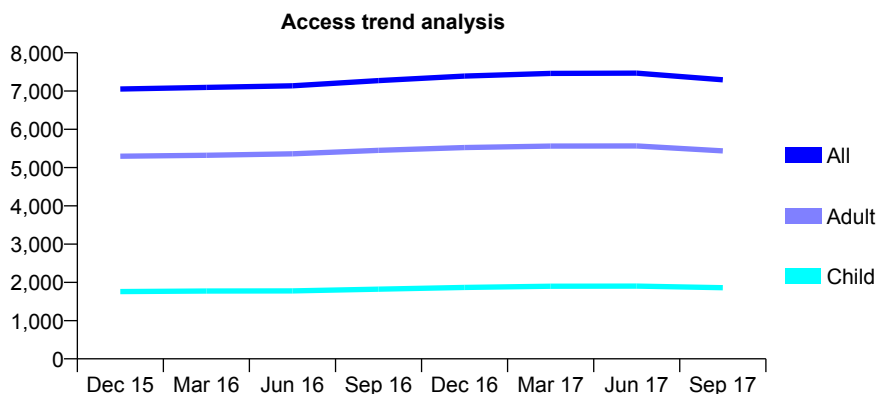
Q48 - Vital Signs At a Glance Contract Report for 124834/0001 - September 2017

Name or company name	Alverna House Dental Practice Ltd
Contract type name	GDS Contract
Purpose of contract	General
Contract start date	01/04/2009
Contract end date	

17/18 Contracted general activity (UDA)	21,000
Carry forward general activity (UDA)	0
17/18 Contracted orthodontic activity (UOA)	0
Carry forward orthodontic activity (UOA)	0
Baseline contract value	£599,701.91

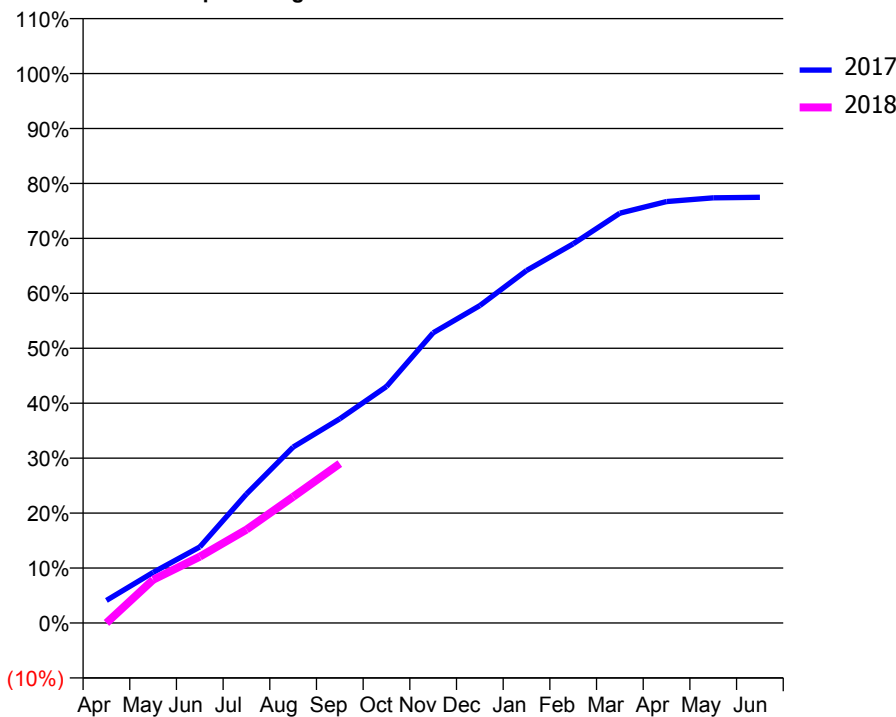
ACCESS*

Patients seen in 24 months	Total	Change since previous quarter
Quarter ending September 2016	7,273	
Quarter ending December 2016	7,392	→
Quarter ending March 2017	7,461	→
Quarter ending June 2017	7,468	→
Quarter ending September 2017	7,294	↓
Variance since September 2016	0.3%	→



ACTIVITY

Cumulative percentage of contracted UDA delivered 2017 & 2018



Month	Adjusted Scheduled Activity (UDA)	
	2017	2018
April	866	0
May	1,934	1,655
June	2,910	2,533
July	4,929	3,572
August	6,727	4,825
September	7,806	6,093
October	9,040	
November	11,091	
December	12,132	
January	13,471	
February	14,489	
March	15,663	
April	16,108	
May	16,250	
June	16,269	

QUALITY

	Quantity	Base Number	Contract	AT	Region	England
% of FP17s for the same patient ID Re-attending within 3 months - Children	131	1,337	9.8%	11.4%	12.8%	11.9%
% of FP17s for the same patient ID Re-attending within 3 months - Adults	440	2,782	15.8%	17.1%	16.5%	15.9%
% of FP17s for the same patient ID Re-attending between 3 & 9 months - Children	669	1,337	50.0%	53.9%	59.7%	58.1%
% of FP17s for the same patient ID Re-attending between 3 & 9 months - Adults	842	2,782	30.3%	44.5%	53.0%	50.6%
% of FP17s for Band 1 Urgent Courses	433	3,338	13.0%	11.9%	9.2%	9.1%
% of FP17s Relating to Free Repair or Replacements	18	3,338	0.5%	0.9%	1.0%	0.8%
% of FP17s Relating to Continuations	4	3,338	0.1%	1.3%	1.2%	1.1%
% of Patients satisfied with the dentistry they have received	4	8	N/A	91.2%	91.6%	91.4%
% of Patients satisfied with the time they had to wait for an appointment	7	8	N/A	87.6%	88.1%	87.7%

* This is based on patients treated on this contract for their most recent course of treatment. Figures in italics indicate the base number of FP17s or Patient Questionnaire responses are less than 100. N/A is shown where the base number of responses is less than 10 during the period. % is calculated as Quantity/Base number*100

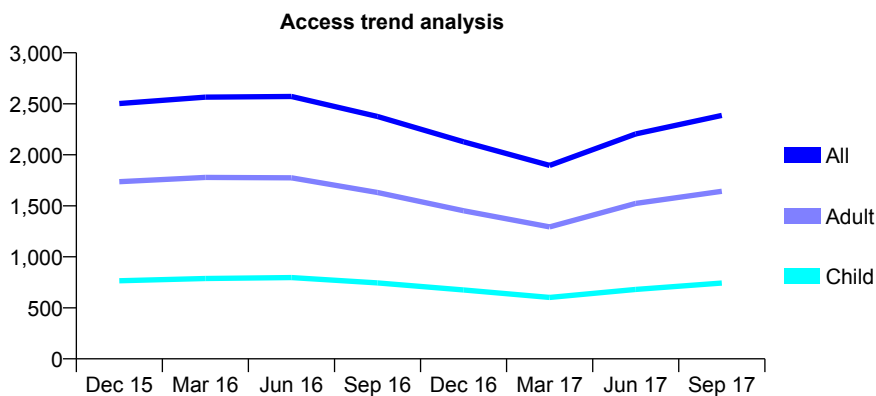
Q48 - Vital Signs At a Glance Contract Report for 125547/0001 - September 2017

Name or company name	Parr Dental Surgery Limited
Contract type name	GDS Contract
Purpose of contract	General
Contract start date	01/01/2012
Contract end date	

17/18 Contracted general activity (UDA)	8,000
Carry forward general activity (UDA)	0
17/18 Contracted orthodontic activity (UOA)	0
Carry forward orthodontic activity (UOA)	0
Baseline contract value	£190,674.06

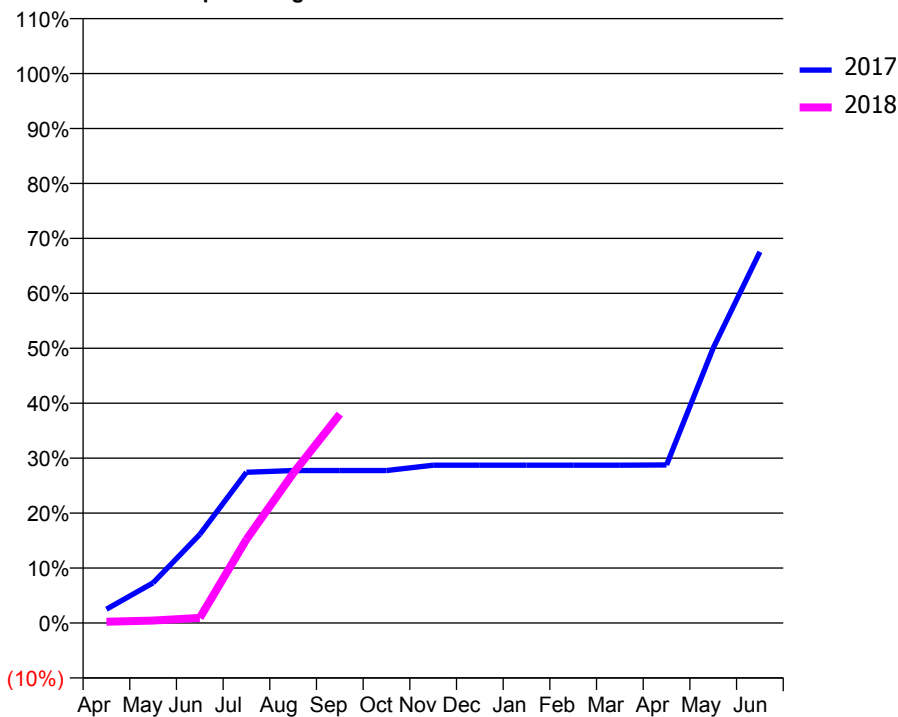
ACCESS*

Patients seen in 24 months	Total	Change since previous quarter
Quarter ending September 2016	2,376	
Quarter ending December 2016	2,127	↓
Quarter ending March 2017	1,896	↓
Quarter ending June 2017	2,204	↑
Quarter ending September 2017	2,386	↑
Variance since September 2016	0.4%	→



ACTIVITY

Cumulative percentage of contracted UDA delivered 2017 & 2018



Month	Adjusted Scheduled Activity (UDA)	
	2017	2018
April	200	18
May	585	36
June	1,289	75
July	2,195	1,217
August	2,219	2,180
September	2,219	3,042
October	2,219	
November	2,298	
December	2,298	
January	2,298	
February	2,298	
March	2,298	
April	2,301	
May	4,005	
June	5,404	

QUALITY

	Quantity	Base Number	Contract	AT	Region	England
% of FP17s for the same patient ID Re-attending within 3 months - Children	84	919	9.1%	11.4%	12.8%	11.9%
% of FP17s for the same patient ID Re-attending within 3 months - Adults	212	1,811	11.7%	17.1%	16.5%	15.9%
% of FP17s for the same patient ID Re-attending between 3 & 9 months - Children	319	919	34.7%	53.9%	59.7%	58.1%
% of FP17s for the same patient ID Re-attending between 3 & 9 months - Adults	497	1,811	27.4%	44.5%	53.0%	50.6%
% of FP17s for Band 1 Urgent Courses	209	1,388	15.1%	11.9%	9.2%	9.1%
% of FP17s Relating to Free Repair or Replacements	6	1,388	0.4%	0.9%	1.0%	0.8%
% of FP17s Relating to Continuations	13	1,388	0.9%	1.3%	1.2%	1.1%
% of Patients satisfied with the dentistry they have received	2	2	N/A	91.2%	91.6%	91.4%
% of Patients satisfied with the time they had to wait for an appointment	2	2	N/A	87.6%	88.1%	87.7%

* This is based on patients treated on this contract for their most recent course of treatment. Figures in italics indicate the base number of FP17s or Patient Questionnaire responses are less than 100. N/A is shown where the base number of responses is less than 10 during the period. % is calculated as Quantity/Base number*100

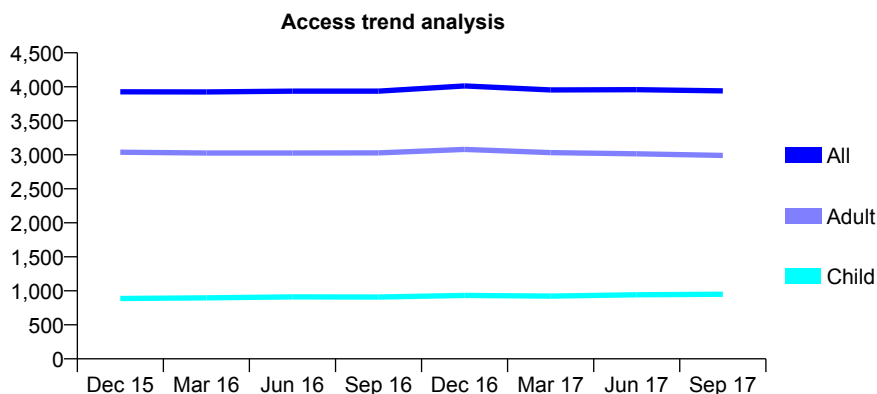
Q48 - Vital Signs At a Glance Contract Report for 126942/0001 - September 2017

Name or company name	Windle House Dental
Contract type name	PDS Contract
Purpose of contract	General
Contract start date	21/03/2013
Contract end date	20/03/2023

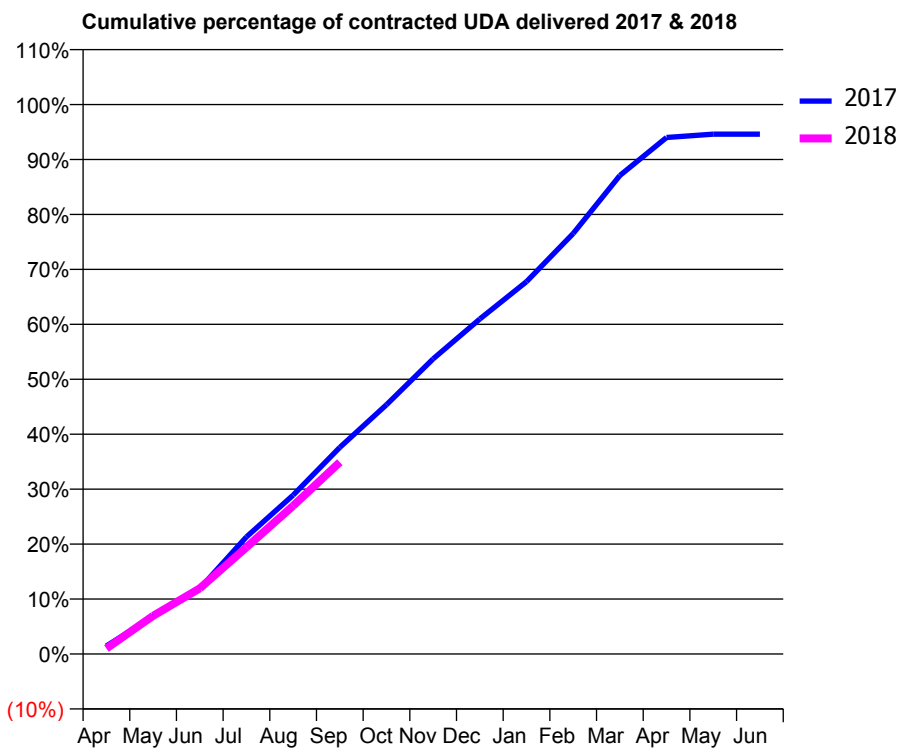
17/18 Contracted general activity (UDA)	15,000
Carry forward general activity (UDA)	0
17/18 Contracted orthodontic activity (UOA)	0
Carry forward orthodontic activity (UOA)	0
Baseline contract value	£408,883.98

ACCESS*

Patients seen in 24 months	Total	Change since previous quarter
Quarter ending September 2016	3,937	
Quarter ending December 2016	4,012	→
Quarter ending March 2017	3,954	↓
Quarter ending June 2017	3,958	→
Quarter ending September 2017	3,941	→
Variance since September 2016	0.1%	→



ACTIVITY



Month	Adjusted Scheduled Activity (UDA)	
	2017	2018
April	221	151
May	1,024	1,041
June	1,791	1,792
July	3,197	2,915
August	4,337	4,046
September	5,641	5,235
October	6,806	
November	8,057	
December	9,145	
January	10,164	
February	11,480	
March	13,064	
April	14,099	
May	14,191	
June	14,190	

QUALITY

	Quantity	Base Number	Contract	AT	Region	England
% of FP17s for the same patient ID Re-attending within 3 months - Children	72	717	10.0%	11.4%	12.8%	11.9%
% of FP17s for the same patient ID Re-attending within 3 months - Adults	325	1,830	17.8%	17.1%	16.5%	15.9%
% of FP17s for the same patient ID Re-attending between 3 & 9 months - Children	395	717	55.1%	53.9%	59.7%	58.1%
% of FP17s for the same patient ID Re-attending between 3 & 9 months - Adults	876	1,830	47.9%	44.5%	53.0%	50.6%
% of FP17s for Band 1 Urgent Courses	270	2,158	12.5%	11.9%	9.2%	9.1%
% of FP17s Relating to Free Repair or Replacements	52	2,158	2.4%	0.9%	1.0%	0.8%
% of FP17s Relating to Continuations	22	2,158	1.0%	1.3%	1.2%	1.1%
% of Patients satisfied with the dentistry they have received	10	11	90.9%	91.2%	91.6%	91.4%
% of Patients satisfied with the time they had to wait for an appointment	11	11	100.0%	87.6%	88.1%	87.7%

* This is based on patients treated on this contract for their most recent course of treatment. Figures in italics indicate the base number of FP17s or Patient Questionnaire responses are less than 100. N/A is shown where the base number of responses is less than 10 during the period. % is calculated as Quantity/Base number*100

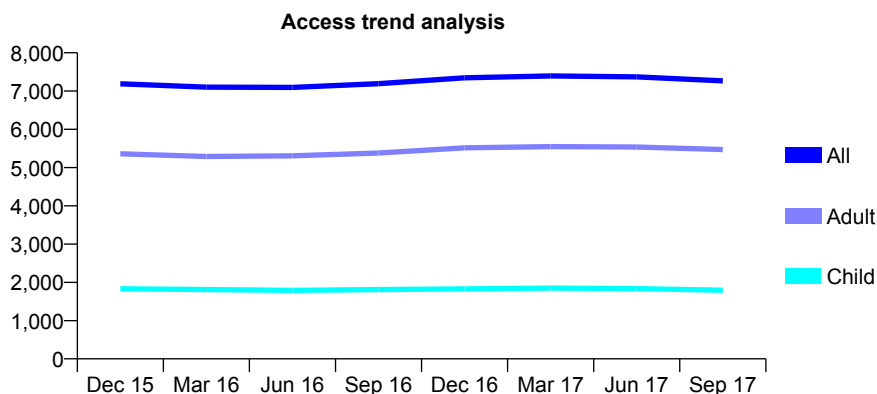
Q48 - Vital Signs At a Glance Contract Report for 127450/0001 - September 2017

Name or company name	The Kirkby Family Dental Centre
Contract type name	GDS Contract
Purpose of contract	General
Contract start date	01/04/2006
Contract end date	

17/18 Contracted general activity (UDA)	31,738
Carry forward general activity (UDA)	0
17/18 Contracted orthodontic activity (UOA)	0
Carry forward orthodontic activity (UOA)	0
Baseline contract value	£822,944.59

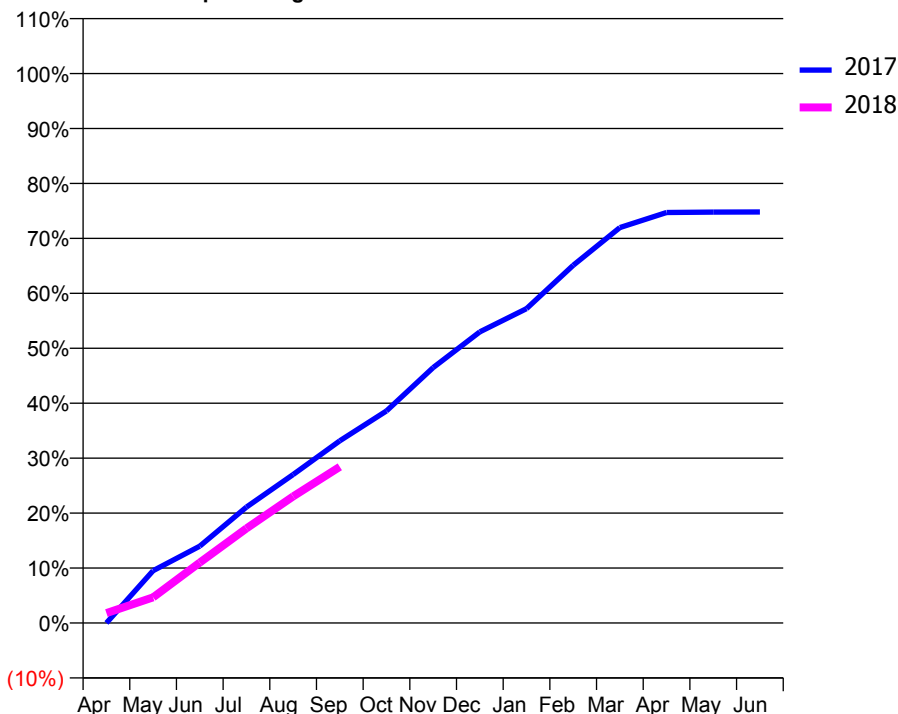
ACCESS*

Patients seen in 24 months	Total	Change since previous quarter
Quarter ending September 2016	7,193	
Quarter ending December 2016	7,345	↑
Quarter ending March 2017	7,395	→
Quarter ending June 2017	7,371	→
Quarter ending September 2017	7,266	↓
Variance since September 2016	1.0%	→



ACTIVITY

Cumulative percentage of contracted UDA delivered 2017 & 2018



Month	Adjusted Scheduled Activity (UDA)	
	2017	2018
April	0	570
May	3,021	1,479
June	4,437	3,495
July	6,697	5,463
August	8,575	7,314
September	10,521	9,023
October	12,250	
November	14,750	
December	16,816	
January	18,161	
February	20,663	
March	22,838	
April	23,710	
May	23,737	
June	23,740	

QUALITY

	Quantity	Base Number	Contract	AT	Region	England
% of FP17s for the same patient ID Re-attending within 3 months - Children	72	965	7.5%	11.4%	12.8%	11.9%
% of FP17s for the same patient ID Re-attending within 3 months - Adults	354	2,740	12.9%	17.1%	16.5%	15.9%
% of FP17s for the same patient ID Re-attending between 3 & 9 months - Children	409	965	42.4%	53.9%	59.7%	58.1%
% of FP17s for the same patient ID Re-attending between 3 & 9 months - Adults	1,227	2,740	44.8%	44.5%	53.0%	50.6%
% of FP17s for Band 1 Urgent Courses	244	3,372	7.2%	11.9%	9.2%	9.1%
% of FP17s Relating to Free Repair or Replacements	2	3,372	0.1%	0.9%	1.0%	0.8%
% of FP17s Relating to Continuations	7	3,372	0.2%	1.3%	1.2%	1.1%
% of Patients satisfied with the dentistry they have received	10	10	100.0%	91.2%	91.6%	91.4%
% of Patients satisfied with the time they had to wait for an appointment	8	10	80.0%	87.6%	88.1%	87.7%

* This is based on patients treated on this contract for their most recent course of treatment. Figures in italics indicate the base number of FP17s or Patient Questionnaire responses are less than 100. N/A is shown where the base number of responses is less than 10 during the period. % is calculated as Quantity/Base number*100

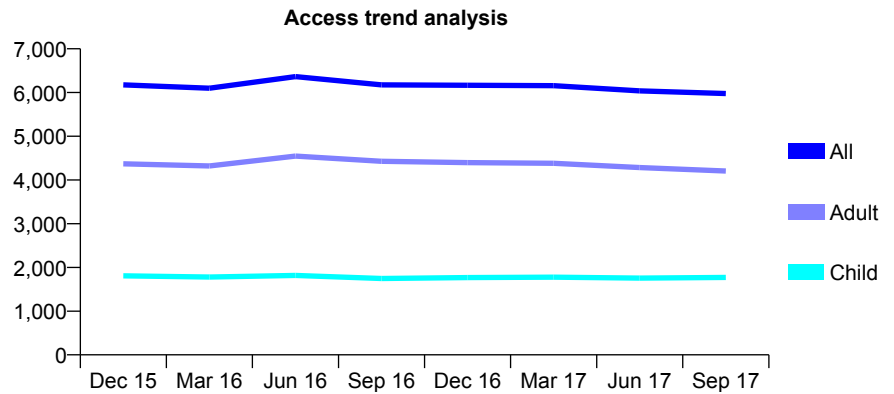
Q48 - Vital Signs At a Glance Contract Report for 128058/0001 - September 2017

Name or company name	The Towerhill Family Dental Centre
Contract type name	GDS Contract
Purpose of contract	General
Contract start date	01/04/2006
Contract end date	

17/18 Contracted general activity (UDA)	21,158
Carry forward general activity (UDA)	0
17/18 Contracted orthodontic activity (UOA)	0
Carry forward orthodontic activity (UOA)	0
Baseline contract value	£548,629.74

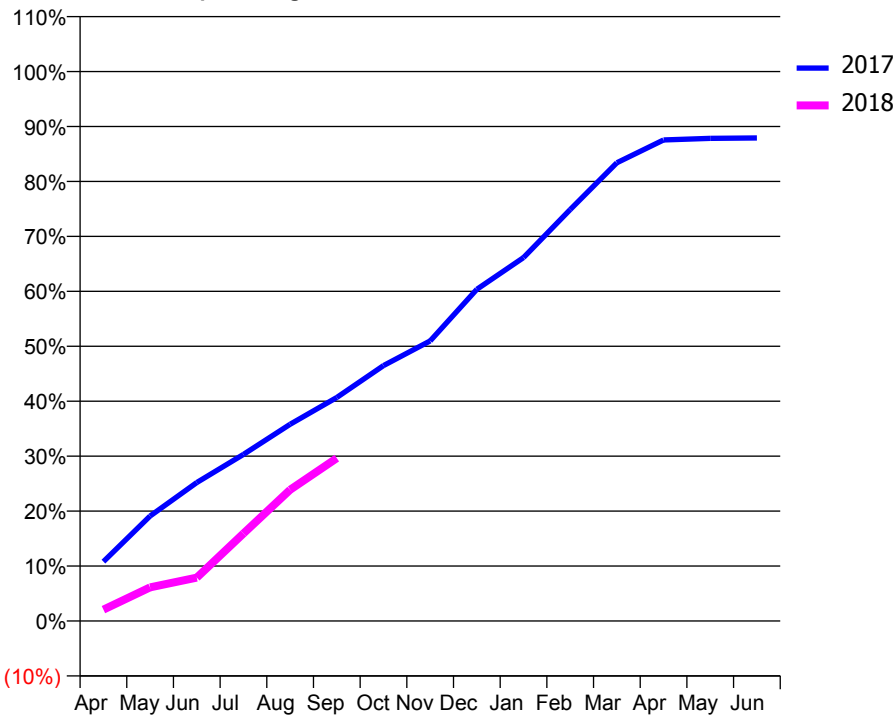
ACCESS*

Patients seen in 24 months	Total	Change since previous quarter
Quarter ending September 2016	6,174	
Quarter ending December 2016	6,165	→
Quarter ending March 2017	6,156	→
Quarter ending June 2017	6,038	↓
Quarter ending September 2017	5,976	↓
Variance since September 2016	(3.2%)	↓



ACTIVITY

Cumulative percentage of contracted UDA delivered 2017 & 2018



Month	Adjusted Scheduled Activity (UDA)	
	2017	2018
April	2,288	441
May	4,045	1,295
June	5,331	1,669
July	6,417	3,373
August	7,573	5,053
September	8,607	6,269
October	9,837	
November	10,784	
December	12,769	
January	13,993	
February	15,840	
March	17,644	
April	18,522	
May	18,585	
June	18,601	

QUALITY

	Quantity	Base Number	Contract	AT	Region	England
% of FP17s for the same patient ID Re-attending within 3 months - Children	65	960	6.8%	11.4%	12.8%	11.9%
% of FP17s for the same patient ID Re-attending within 3 months - Adults	169	1,855	9.1%	17.1%	16.5%	15.9%
% of FP17s for the same patient ID Re-attending between 3 & 9 months - Children	444	960	46.3%	53.9%	59.7%	58.1%
% of FP17s for the same patient ID Re-attending between 3 & 9 months - Adults	873	1,855	47.1%	44.5%	53.0%	50.6%
% of FP17s for Band 1 Urgent Courses	145	2,490	5.8%	11.9%	9.2%	9.1%
% of FP17s Relating to Free Repair or Replacements	8	2,490	0.3%	0.9%	1.0%	0.8%
% of FP17s Relating to Continuations	6	2,490	0.2%	1.3%	1.2%	1.1%
% of Patients satisfied with the dentistry they have received	10	13	76.9%	91.2%	91.6%	91.4%
% of Patients satisfied with the time they had to wait for an appointment	10	13	76.9%	87.6%	88.1%	87.7%

* This is based on patients treated on this contract for their most recent course of treatment. Figures in italics indicate the base number of FP17s or Patient Questionnaire responses are less than 100. N/A is shown where the base number of responses is less than 10 during the period. % is calculated as Quantity/Base number*100

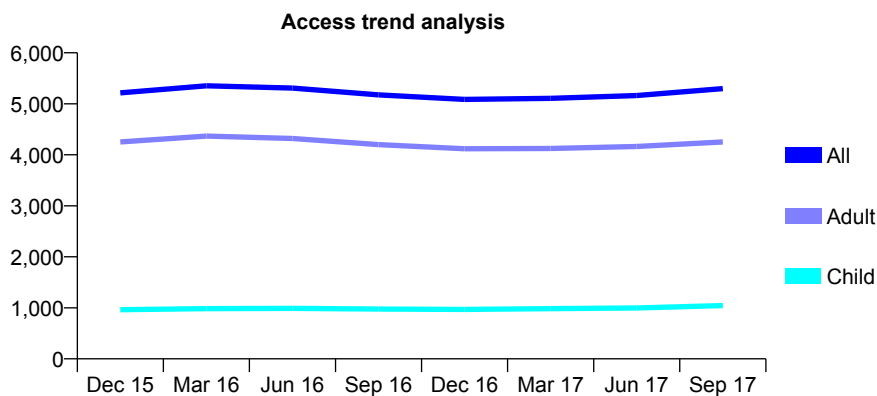
Q48 - Vital Signs At a Glance Contract Report for 131571/0001 - September 2017

Name or company name	Northway Dental Limited
Contract type name	GDS Contract
Purpose of contract	General
Contract start date	01/05/2014
Contract end date	

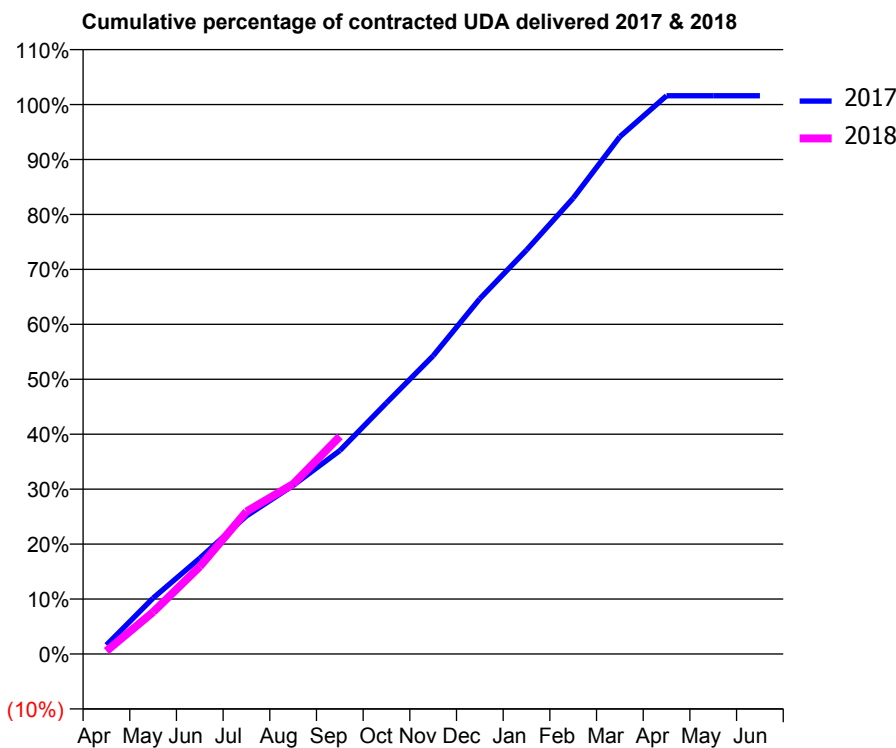
17/18 Contracted general activity (UDA)	13,869
Carry forward general activity (UDA)	0
17/18 Contracted orthodontic activity (UOA)	0
Carry forward orthodontic activity (UOA)	0
Baseline contract value	£423,295.34

ACCESS*

Patients seen in 24 months	Total	Change since previous quarter
Quarter ending September 2016	5,176	
Quarter ending December 2016	5,087	↓
Quarter ending March 2017	5,108	→
Quarter ending June 2017	5,162	→
Quarter ending September 2017	5,297	↑
Variance since September 2016	2.3%	↑



ACTIVITY



Month	Adjusted Scheduled Activity (UDA)	
	2017	2018
April	227	77
May	1,413	1,059
June	2,418	2,207
July	3,483	3,598
August	4,256	4,288
September	5,136	5,492
October	6,338	
November	7,527	
December	8,966	
January	10,194	
February	11,505	
March	13,056	
April	14,089	
May	14,090	
June	14,090	

QUALITY

	Quantity	Base Number	Contract	AT	Region	England
% of FP17s for the same patient ID Re-attending within 3 months - Children	63	850	7.4%	11.4%	12.8%	11.9%
% of FP17s for the same patient ID Re-attending within 3 months - Adults	345	2,451	14.1%	17.1%	16.5%	15.9%
% of FP17s for the same patient ID Re-attending between 3 & 9 months - Children	468	850	55.1%	53.9%	59.7%	58.1%
% of FP17s for the same patient ID Re-attending between 3 & 9 months - Adults	902	2,451	36.8%	44.5%	53.0%	50.6%
% of FP17s for Band 1 Urgent Courses	119	2,376	5.0%	11.9%	9.2%	9.1%
% of FP17s Relating to Free Repair or Replacements	52	2,376	2.2%	0.9%	1.0%	0.8%
% of FP17s Relating to Continuations	74	2,376	3.1%	1.3%	1.2%	1.1%
% of Patients satisfied with the dentistry they have received	13	15	86.7%	91.2%	91.6%	91.4%
% of Patients satisfied with the time they had to wait for an appointment	13	15	86.7%	87.6%	88.1%	87.7%

* This is based on patients treated on this contract for their most recent course of treatment. Figures in italics indicate the base number of FP17s or Patient Questionnaire responses are less than 100. N/A is shown where the base number of responses is less than 10 during the period. % is calculated as Quantity/Base number*100

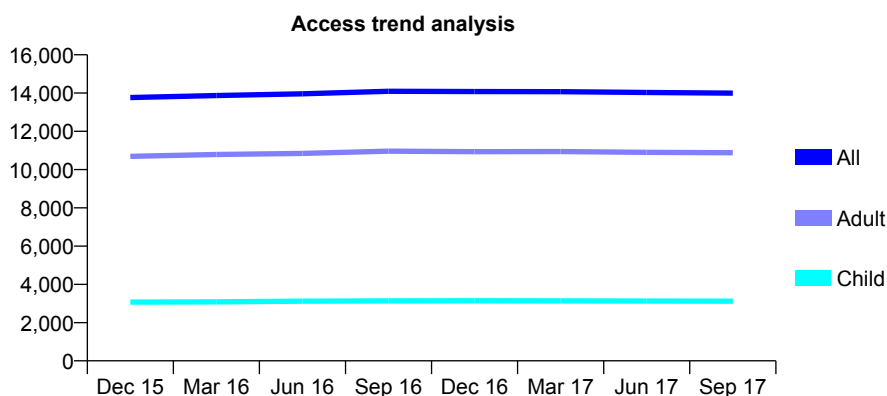
Q48 - Vital Signs At a Glance Contract Report for 131938/0001 - September 2017

Name or company name	Newtown (No 1) Ltd
Contract type name	GDS Contract
Purpose of contract	General
Contract start date	01/04/2009
Contract end date	

17/18 Contracted general activity (UDA)	49,700
Carry forward general activity (UDA)	0
17/18 Contracted orthodontic activity (UOA)	0
Carry forward orthodontic activity (UOA)	0
Baseline contract value	£1,244,791.71

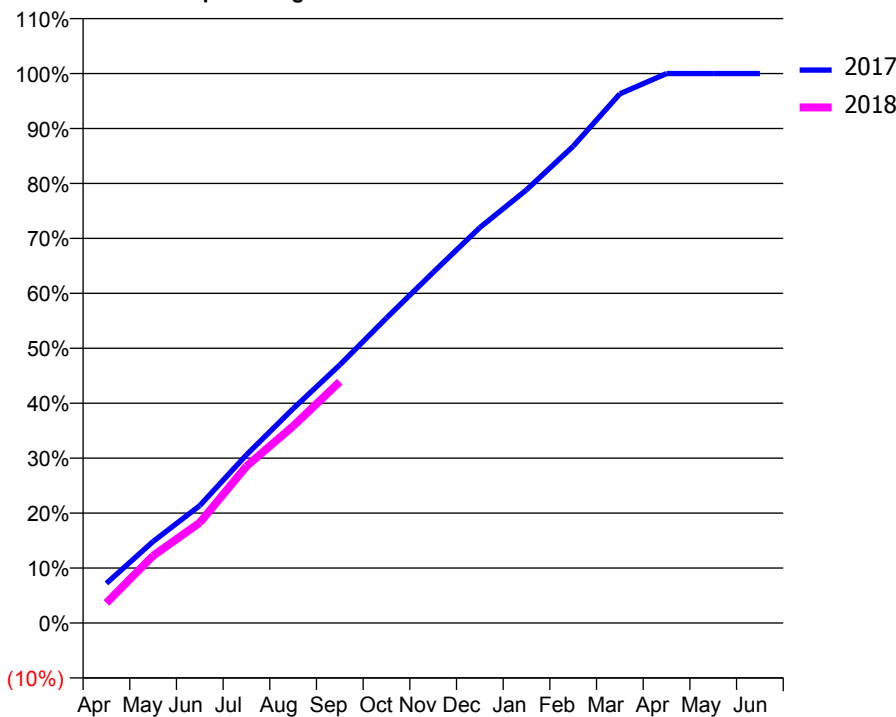
ACCESS*

Patients seen in 24 months	Total	Change since previous quarter
Quarter ending September 2016	14,093	
Quarter ending December 2016	14,080	→
Quarter ending March 2017	14,075	→
Quarter ending June 2017	14,029	→
Quarter ending September 2017	13,998	→
Variance since September 2016	(0.7%)	→



ACTIVITY

Cumulative percentage of contracted UDA delivered 2017 & 2018



Month	Adjusted Scheduled Activity (UDA)	
	2017	2018
April	3,589	1,819
May	7,378	6,082
June	10,616	9,072
July	15,217	14,179
August	19,388	17,802
September	23,352	21,826
October	27,590	
November	31,723	
December	35,774	
January	39,186	
February	43,132	
March	47,866	
April	49,697	
May	49,705	
June	49,706	

QUALITY

	Quantity	Base Number	Contract	AT	Region	England
% of FP17s for the same patient ID Re-attending within 3 months - Children	351	3,423	10.3%	11.4%	12.8%	11.9%
% of FP17s for the same patient ID Re-attending within 3 months - Adults	1,198	8,461	14.2%	17.1%	16.5%	15.9%
% of FP17s for the same patient ID Re-attending between 3 & 9 months - Children	2,550	3,423	74.5%	53.9%	59.7%	58.1%
% of FP17s for the same patient ID Re-attending between 3 & 9 months - Adults	5,414	8,461	64.0%	44.5%	53.0%	50.6%
% of FP17s for Band 1 Urgent Courses	553	10,967	5.0%	11.9%	9.2%	9.1%
% of FP17s Relating to Free Repair or Replacements	184	10,967	1.7%	0.9%	1.0%	0.8%
% of FP17s Relating to Continuations	141	10,967	1.3%	1.3%	1.2%	1.1%
% of Patients satisfied with the dentistry they have received	38	42	90.5%	91.2%	91.6%	91.4%
% of Patients satisfied with the time they had to wait for an appointment	38	42	90.5%	87.6%	88.1%	87.7%

* This is based on patients treated on this contract for their most recent course of treatment. Figures in italics indicate the base number of FP17s or Patient Questionnaire responses are less than 100. N/A is shown where the base number of responses is less than 10 during the period. % is calculated as Quantity/Base number*100

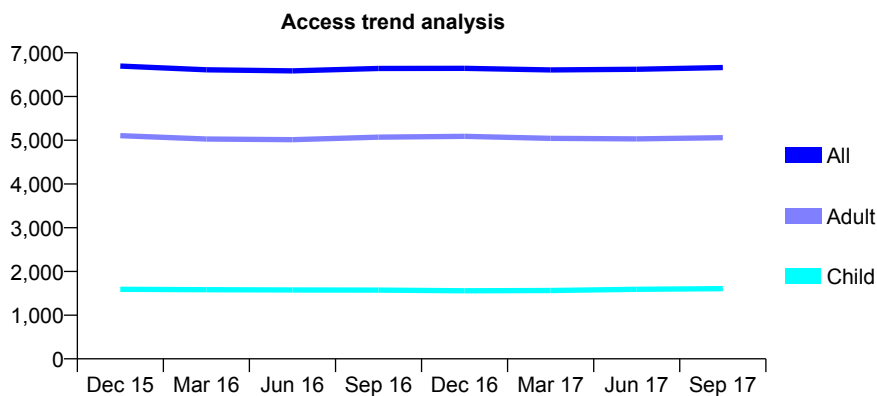
Q48 - Vital Signs At a Glance Contract Report for 136395/0001 - September 2017

Name or company name	Victoria Square Smile Centre Ltd
Contract type name	GDS Contract
Purpose of contract	General
Contract start date	01/05/2010
Contract end date	

17/18 Contracted general activity (UDA)	25,400
Carry forward general activity (UDA)	0
17/18 Contracted orthodontic activity (UOA)	0
Carry forward orthodontic activity (UOA)	0
Baseline contract value	£588,168.52

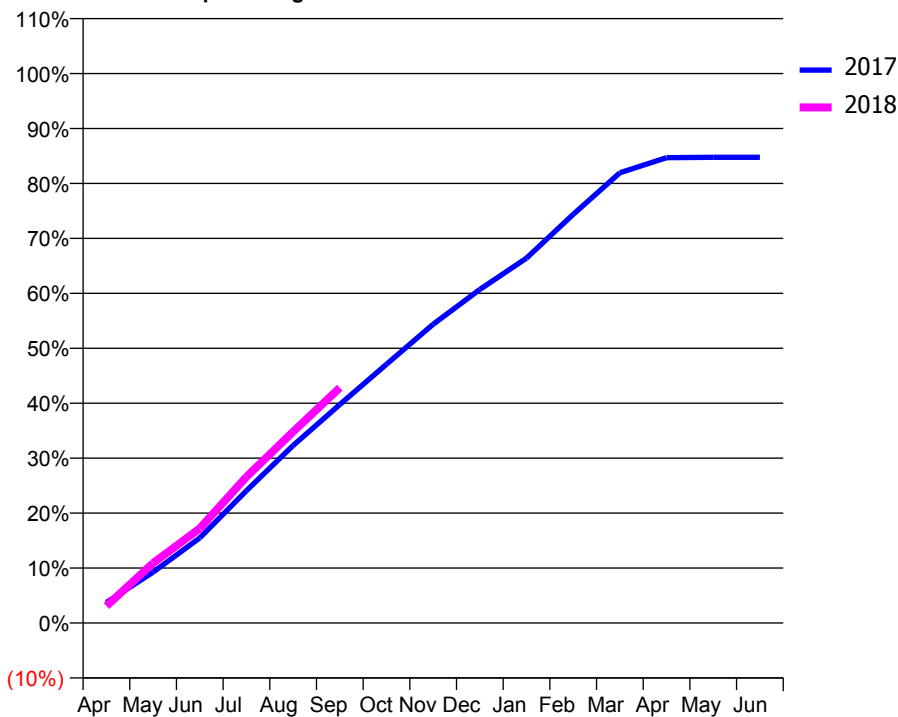
ACCESS*

Patients seen in 24 months	Total	Change since previous quarter
Quarter ending September 2016	6,643	
Quarter ending December 2016	6,645	→
Quarter ending March 2017	6,607	→
Quarter ending June 2017	6,622	→
Quarter ending September 2017	6,664	→
Variance since September 2016	0.3%	→



ACTIVITY

Cumulative percentage of contracted UDA delivered 2017 & 2018



Month	Adjusted Scheduled Activity (UDA)	
	2017	2018
April	951	788
May	2,350	2,770
June	3,935	4,376
July	6,119	6,760
August	8,204	8,842
September	10,102	10,877
October	11,961	
November	13,811	
December	15,421	
January	16,865	
February	18,887	
March	20,813	
April	21,506	
May	21,526	
June	21,530	

QUALITY

	Quantity	Base Number	Contract	AT	Region	England
% of FP17s for the same patient ID Re-attending within 3 months - Children	89	1,092	8.2%	11.4%	12.8%	11.9%
% of FP17s for the same patient ID Re-attending within 3 months - Adults	343	2,725	12.6%	17.1%	16.5%	15.9%
% of FP17s for the same patient ID Re-attending between 3 & 9 months - Children	521	1,092	47.7%	53.9%	59.7%	58.1%
% of FP17s for the same patient ID Re-attending between 3 & 9 months - Adults	1,020	2,725	37.4%	44.5%	53.0%	50.6%
% of FP17s for Band 1 Urgent Courses	182	3,592	5.1%	11.9%	9.2%	9.1%
% of FP17s Relating to Free Repair or Replacements	20	3,592	0.6%	0.9%	1.0%	0.8%
% of FP17s Relating to Continuations	92	3,592	2.6%	1.3%	1.2%	1.1%
% of Patients satisfied with the dentistry they have received	13	14	92.9%	91.2%	91.6%	91.4%
% of Patients satisfied with the time they had to wait for an appointment	11	14	78.6%	87.6%	88.1%	87.7%

* This is based on patients treated on this contract for their most recent course of treatment. Figures in italics indicate the base number of FP17s or Patient Questionnaire responses are less than 100. N/A is shown where the base number of responses is less than 10 during the period. % is calculated as Quantity/Base number*100

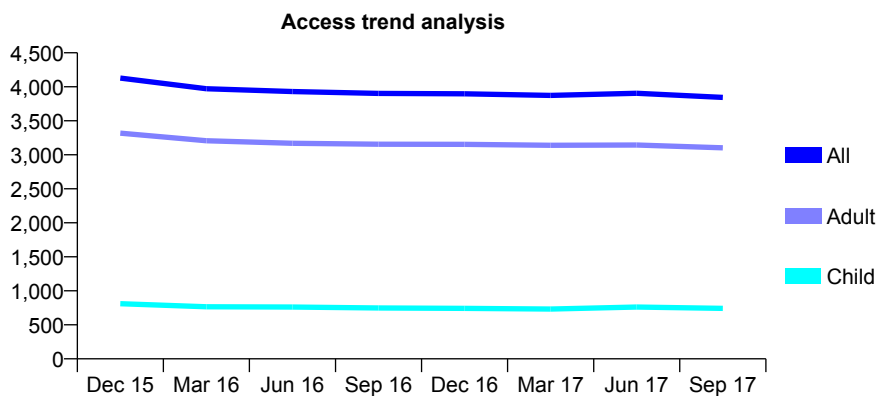
Q48 - Vital Signs At a Glance Contract Report for 136786/0001 - September 2017

Name or company name	Low House Dental Care
Contract type name	GDS Contract
Purpose of contract	General
Contract start date	01/04/2011
Contract end date	

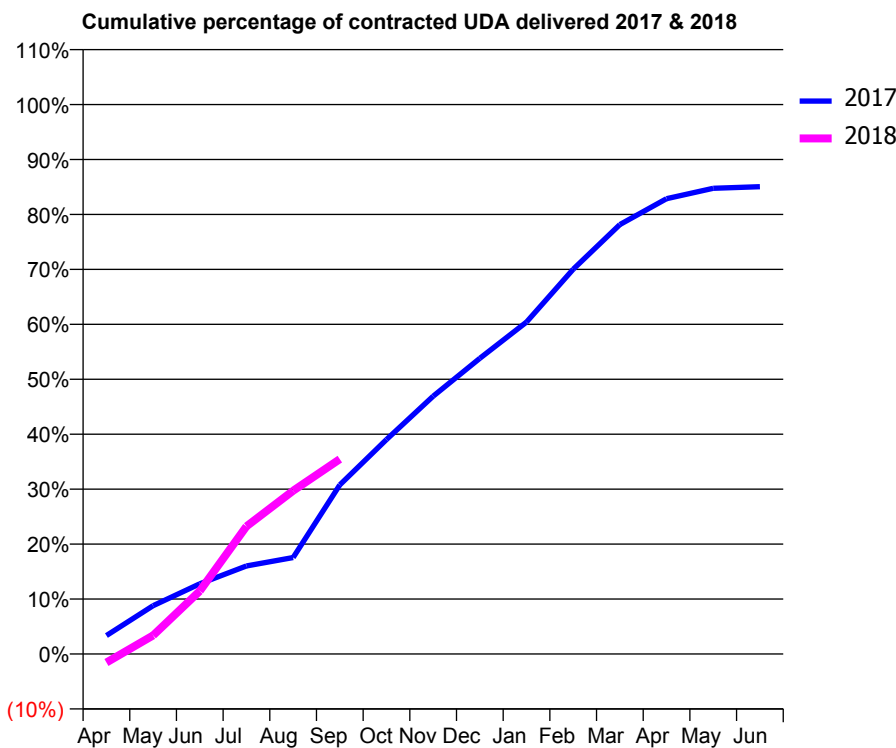
17/18 Contracted general activity (UDA)	17,000
Carry forward general activity (UDA)	680
17/18 Contracted orthodontic activity (UOA)	0
Carry forward orthodontic activity (UOA)	0
Baseline contract value	£425,092.89

ACCESS*

Patients seen in 24 months	Total	Change since previous quarter
Quarter ending September 2016	3,903	
Quarter ending December 2016	3,897	→
Quarter ending March 2017	3,874	→
Quarter ending June 2017	3,905	→
Quarter ending September 2017	3,845	↓
Variance since September 2016	(1.5%)	↓



ACTIVITY



Month	Adjusted Scheduled Activity (UDA)	
	2017	2018
April	573	-267
May	1,494	576
June	2,173	1,949
July	2,724	3,951
August	2,985	5,053
September	5,234	6,028
October	6,635	
November	7,975	
December	9,147	
January	10,272	
February	11,902	
March	13,285	
April	14,086	
May	14,407	
June	14,455	

QUALITY

	Quantity	Base Number	Contract	AT	Region	England
% of FP17s for the same patient ID Re-attending within 3 months - Children	26	498	5.2%	11.4%	12.8%	11.9%
% of FP17s for the same patient ID Re-attending within 3 months - Adults	226	2,060	11.0%	17.1%	16.5%	15.9%
% of FP17s for the same patient ID Re-attending between 3 & 9 months - Children	265	498	53.2%	53.9%	59.7%	58.1%
% of FP17s for the same patient ID Re-attending between 3 & 9 months - Adults	1,127	2,060	54.7%	44.5%	53.0%	50.6%
% of FP17s for Band 1 Urgent Courses	55	2,304	2.4%	11.9%	9.2%	9.1%
% of FP17s Relating to Free Repair or Replacements	33	2,304	1.4%	0.9%	1.0%	0.8%
% of FP17s Relating to Continuations	31	2,304	1.3%	1.3%	1.2%	1.1%
% of Patients satisfied with the dentistry they have received	18	25	72.0%	91.2%	91.6%	91.4%
% of Patients satisfied with the time they had to wait for an appointment	16	25	64.0%	87.6%	88.1%	87.7%

* This is based on patients treated on this contract for their most recent course of treatment. Figures in italics indicate the base number of FP17s or Patient Questionnaire responses are less than 100. N/A is shown where the base number of responses is less than 10 during the period. % is calculated as Quantity/Base number*100

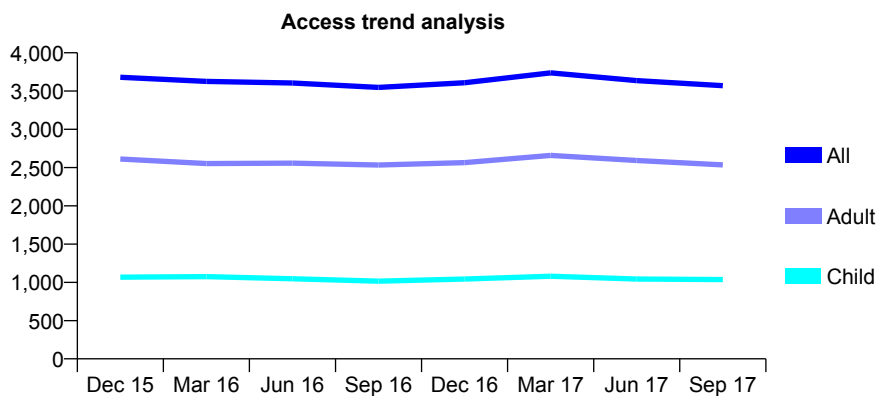
Q48 - Vital Signs At a Glance Contract Report for 137847/0001 - September 2017

Name or company name	North Huyton Dental Practice
Contract type name	GDS Contract
Purpose of contract	General
Contract start date	01/03/2013
Contract end date	

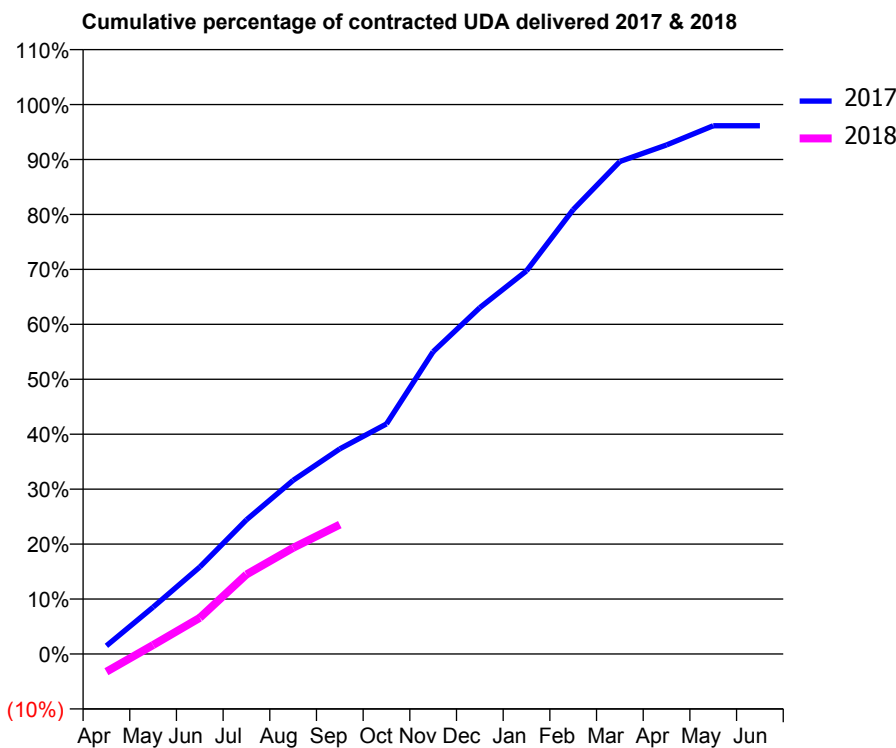
17/18 Contracted general activity (UDA)	13,000
Carry forward general activity (UDA)	503
17/18 Contracted orthodontic activity (UOA)	0
Carry forward orthodontic activity (UOA)	0
Baseline contract value	£336,096.45

ACCESS*

Patients seen in 24 months	Total	Change since previous quarter
Quarter ending September 2016	3,548	
Quarter ending December 2016	3,609	→
Quarter ending March 2017	3,738	↑
Quarter ending June 2017	3,636	↓
Quarter ending September 2017	3,571	↓
Variance since September 2016	0.6%	→



ACTIVITY



Month	Adjusted Scheduled Activity (UDA)	
	2017	2018
April	194	-421
May	1,109	212
June	2,058	856
July	3,176	1,880
August	4,108	2,514
September	4,855	3,060
October	5,445	
November	7,152	
December	8,193	
January	9,064	
February	10,513	
March	11,653	
April	12,043	
May	12,497	
June	12,497	

QUALITY

	Quantity	Base Number	Contract	AT	Region	England
% of FP17s for the same patient ID Re-attending within 3 months - Children	34	485	7.0%	11.4%	12.8%	11.9%
% of FP17s for the same patient ID Re-attending within 3 months - Adults	117	1,072	10.9%	17.1%	16.5%	15.9%
% of FP17s for the same patient ID Re-attending between 3 & 9 months - Children	184	485	37.9%	53.9%	59.7%	58.1%
% of FP17s for the same patient ID Re-attending between 3 & 9 months - Adults	453	1,072	42.3%	44.5%	53.0%	50.6%
% of FP17s for Band 1 Urgent Courses	57	1,342	4.2%	11.9%	9.2%	9.1%
% of FP17s Relating to Free Repair or Replacements	13	1,342	1.0%	0.9%	1.0%	0.8%
% of FP17s Relating to Continuations	6	1,342	0.4%	1.3%	1.2%	1.1%
% of Patients satisfied with the dentistry they have received	10	10	100.0%	91.2%	91.6%	91.4%
% of Patients satisfied with the time they had to wait for an appointment	9	10	90.0%	87.6%	88.1%	87.7%

* This is based on patients treated on this contract for their most recent course of treatment. Figures in italics indicate the base number of FP17s or Patient Questionnaire responses are less than 100. N/A is shown where the base number of responses is less than 10 during the period. % is calculated as Quantity/Base number*100

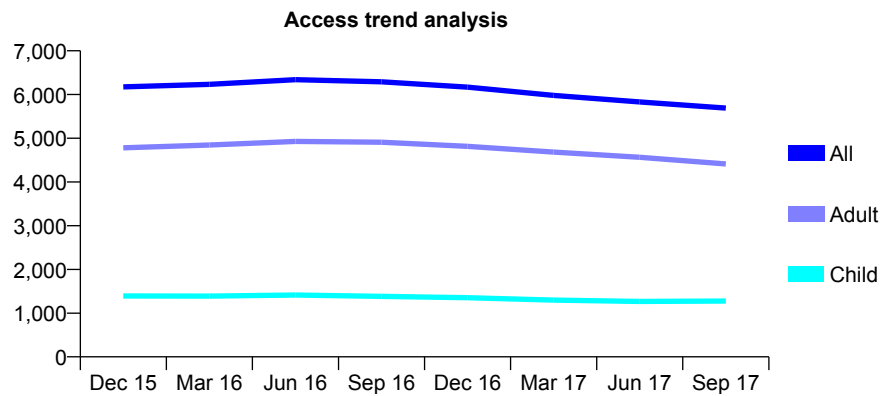
Q48 - Vital Signs At a Glance Contract Report for 138568/0001 - September 2017

Name or company name	Farnworth Dental
Contract type name	GDS Contract
Purpose of contract	General
Contract start date	01/05/2014
Contract end date	

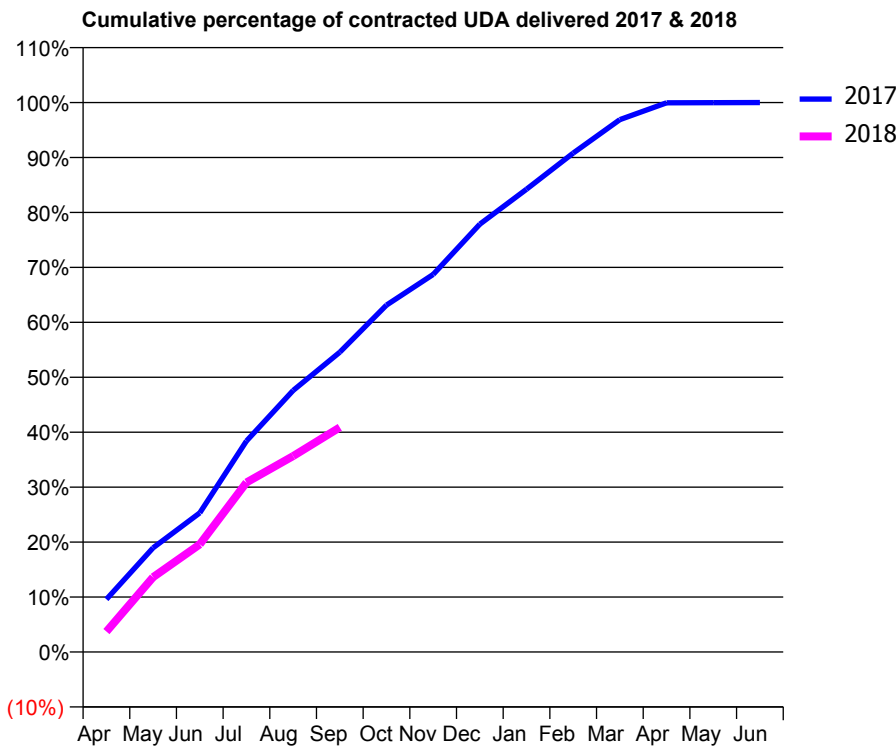
17/18 Contracted general activity (UDA)	17,598
Carry forward general activity (UDA)	0
17/18 Contracted orthodontic activity (UOA)	0
Carry forward orthodontic activity (UOA)	0
Baseline contract value	£515,398.84

ACCESS*

Patients seen in 24 months	Total	Change since previous quarter
Quarter ending September 2016	6,292	
Quarter ending December 2016	6,168	↓
Quarter ending March 2017	5,981	↓
Quarter ending June 2017	5,831	↓
Quarter ending September 2017	5,690	↓
Variance since September 2016	(9.6%)	↓



ACTIVITY



Month	Adjusted Scheduled Activity (UDA)	
	2017	2018
April	1,693	657
May	3,344	2,397
June	4,464	3,450
July	6,773	5,430
August	8,394	6,277
September	9,626	7,195
October	11,137	
November	12,119	
December	13,732	
January	14,853	
February	16,014	
March	17,087	
April	17,629	
May	17,634	
June	17,638	

QUALITY

	Quantity	Base Number	Contract	AT	Region	England
% of FP17s for the same patient ID Re-attending within 3 months - Children	89	949	9.4%	11.4%	12.8%	11.9%
% of FP17s for the same patient ID Re-attending within 3 months - Adults	402	3,169	12.7%	17.1%	16.5%	15.9%
% of FP17s for the same patient ID Re-attending between 3 & 9 months - Children	579	949	61.0%	53.9%	59.7%	58.1%
% of FP17s for the same patient ID Re-attending between 3 & 9 months - Adults	1,932	3,169	61.0%	44.5%	53.0%	50.6%
% of FP17s for Band 1 Urgent Courses	136	3,876	3.5%	11.9%	9.2%	9.1%
% of FP17s Relating to Free Repair or Replacements	43	3,876	1.1%	0.9%	1.0%	0.8%
% of FP17s Relating to Continuations	39	3,876	1.0%	1.3%	1.2%	1.1%
% of Patients satisfied with the dentistry they have received	20	21	95.2%	91.2%	91.6%	91.4%
% of Patients satisfied with the time they had to wait for an appointment	19	21	90.5%	87.6%	88.1%	87.7%

* This is based on patients treated on this contract for their most recent course of treatment. Figures in italics indicate the base number of FP17s or Patient Questionnaire responses are less than 100. N/A is shown where the base number of responses is less than 10 during the period. % is calculated as Quantity/Base number*100

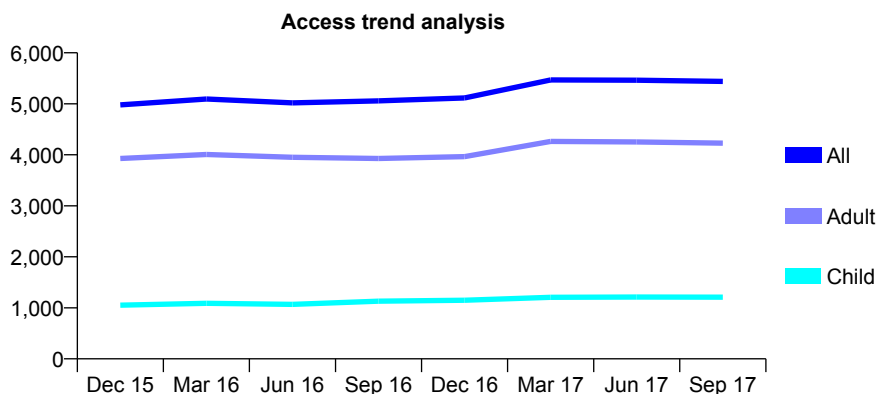
Q48 - Vital Signs At a Glance Contract Report for 139394/0001 - September 2017

Name or company name	Garston Dental Surgery
Contract type name	GDS Contract
Purpose of contract	General
Contract start date	02/07/2012
Contract end date	

17/18 Contracted general activity (UDA)	19,133
Carry forward general activity (UDA)	25
17/18 Contracted orthodontic activity (UOA)	0
Carry forward orthodontic activity (UOA)	0
Baseline contract value	£493,650.41

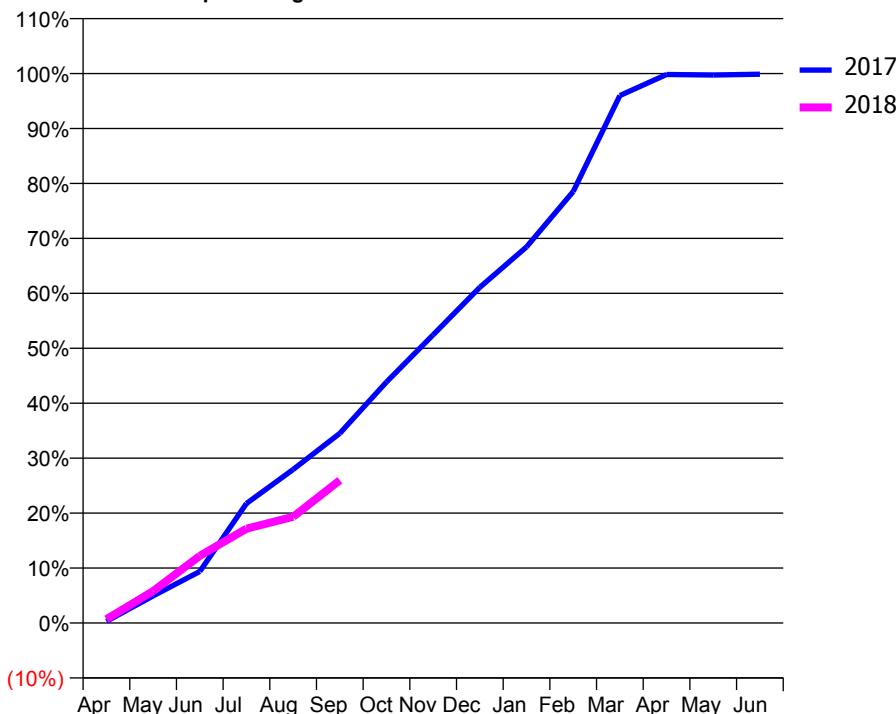
ACCESS*

Patients seen in 24 months	Total	Change since previous quarter
Quarter ending September 2016	5,058	
Quarter ending December 2016	5,116	→
Quarter ending March 2017	5,468	↑
Quarter ending June 2017	5,464	→
Quarter ending September 2017	5,438	→
Variance since September 2016	7.5%	↑



ACTIVITY

Cumulative percentage of contracted UDA delivered 2017 & 2018



Month	Adjusted Scheduled Activity (UDA)	
	2017	2018
April	57	131
May	946	1,113
June	1,797	2,337
July	4,160	3,284
August	5,347	3,700
September	6,606	4,969
October	8,394	
November	10,035	
December	11,690	
January	13,094	
February	15,022	
March	18,365	
April	19,101	
May	19,079	
June	19,108	

QUALITY

	Quantity	Base Number	Contract	AT	Region	England
% of FP17s for the same patient ID Re-attending within 3 months - Children	61	614	9.9%	11.4%	12.8%	11.9%
% of FP17s for the same patient ID Re-attending within 3 months - Adults	340	1,782	19.1%	17.1%	16.5%	15.9%
% of FP17s for the same patient ID Re-attending between 3 & 9 months - Children	320	614	52.1%	53.9%	59.7%	58.1%
% of FP17s for the same patient ID Re-attending between 3 & 9 months - Adults	846	1,782	47.5%	44.5%	53.0%	50.6%
% of FP17s for Band 1 Urgent Courses	340	2,153	15.8%	11.9%	9.2%	9.1%
% of FP17s Relating to Free Repair or Replacements	28	2,153	1.3%	0.9%	1.0%	0.8%
% of FP17s Relating to Continuations	13	2,153	0.6%	1.3%	1.2%	1.1%
% of Patients satisfied with the dentistry they have received	12	12	100.0%	91.2%	91.6%	91.4%
% of Patients satisfied with the time they had to wait for an appointment	12	12	100.0%	87.6%	88.1%	87.7%

* This is based on patients treated on this contract for their most recent course of treatment. Figures in italics indicate the base number of FP17s or Patient Questionnaire responses are less than 100. N/A is shown where the base number of responses is less than 10 during the period. % is calculated as Quantity/Base number*100

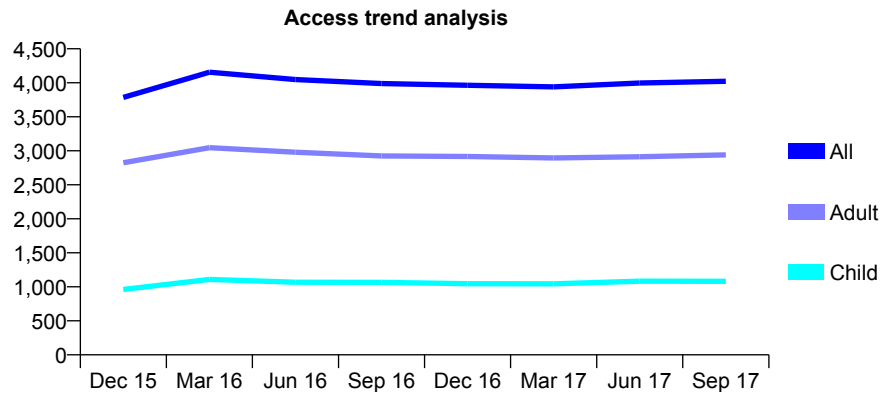
Q48 - Vital Signs At a Glance Contract Report for 140287/0001 - September 2017

Name or company name	Smile Clinic UK Ltd
Contract type name	GDS Contract
Purpose of contract	General
Contract start date	01/10/2009
Contract end date	

17/18 Contracted general activity (UDA)	15,360
Carry forward general activity (UDA)	0
17/18 Contracted orthodontic activity (UOA)	0
Carry forward orthodontic activity (UOA)	0
Baseline contract value	£470,240.44

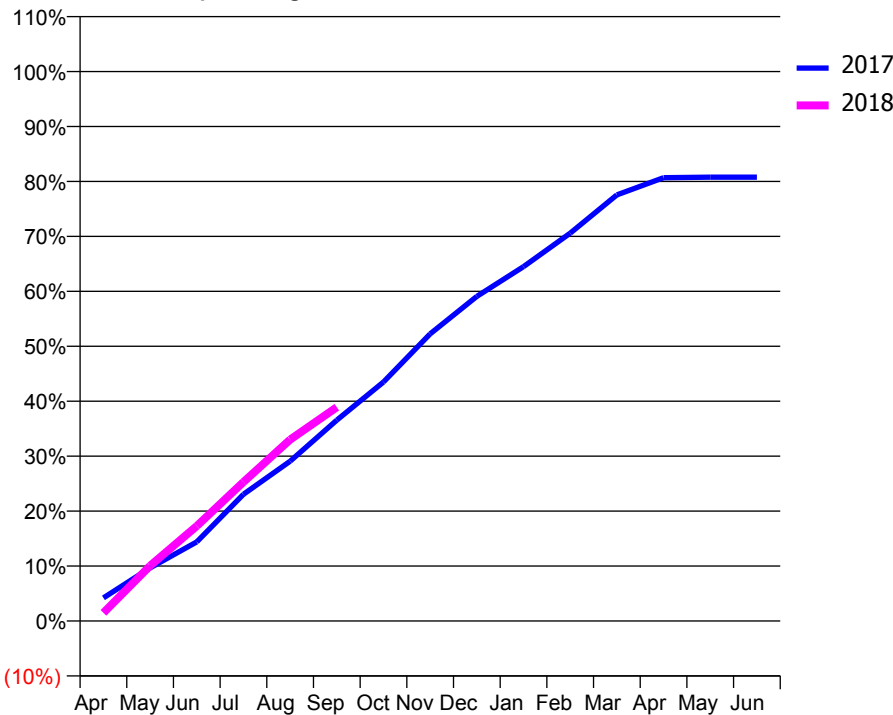
ACCESS*

Patients seen in 24 months	Total	Change since previous quarter
Quarter ending September 2016	3,989	
Quarter ending December 2016	3,963	→
Quarter ending March 2017	3,940	→
Quarter ending June 2017	3,997	→
Quarter ending September 2017	4,023	→
Variance since September 2016	0.9%	→



ACTIVITY

Cumulative percentage of contracted UDA delivered 2017 & 2018



Month	Adjusted Scheduled Activity (UDA)	
	2017	2018
April	648	228
May	1,487	1,545
June	2,211	2,657
July	3,544	3,886
August	4,468	5,069
September	5,616	5,978
October	6,683	
November	8,028	
December	9,073	
January	9,906	
February	10,839	
March	11,911	
April	12,390	
May	12,408	
June	12,407	

QUALITY

	Quantity	Base Number	Contract	AT	Region	England
% of FP17s for the same patient ID Re-attending within 3 months - Children	71	758	9.4%	11.4%	12.8%	11.9%
% of FP17s for the same patient ID Re-attending within 3 months - Adults	368	1,835	20.1%	17.1%	16.5%	15.9%
% of FP17s for the same patient ID Re-attending between 3 & 9 months - Children	322	758	42.5%	53.9%	59.7%	58.1%
% of FP17s for the same patient ID Re-attending between 3 & 9 months - Adults	560	1,835	30.5%	44.5%	53.0%	50.6%
% of FP17s for Band 1 Urgent Courses	457	2,394	19.1%	11.9%	9.2%	9.1%
% of FP17s Relating to Free Repair or Replacements	22	2,394	0.9%	0.9%	1.0%	0.8%
% of FP17s Relating to Continuations	39	2,394	1.6%	1.3%	1.2%	1.1%
% of Patients satisfied with the dentistry they have received	6	9	N/A	91.2%	91.6%	91.4%
% of Patients satisfied with the time they had to wait for an appointment	6	9	N/A	87.6%	88.1%	87.7%

* This is based on patients treated on this contract for their most recent course of treatment. Figures in italics indicate the base number of FP17s or Patient Questionnaire responses are less than 100. N/A is shown where the base number of responses is less than 10 during the period. % is calculated as Quantity/Base number*100

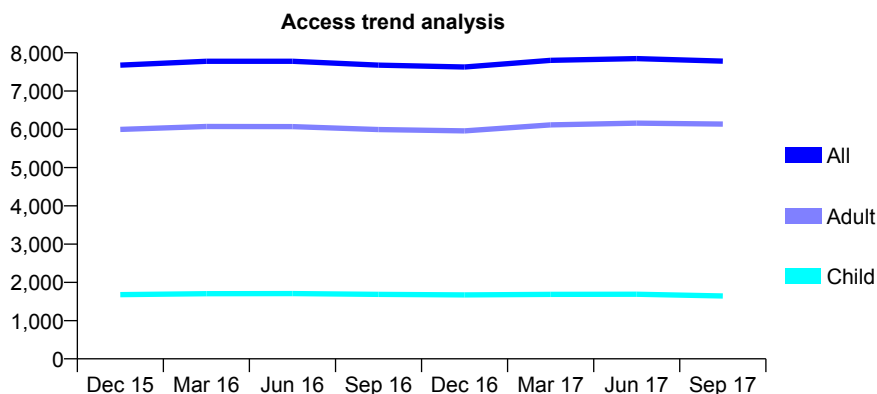
Q48 - Vital Signs At a Glance Contract Report for 141119/0001 - September 2017

Name or company name	Churchtown Dental Practice
Contract type name	GDS Contract
Purpose of contract	General
Contract start date	30/05/2012
Contract end date	

17/18 Contracted general activity (UDA)	23,442
Carry forward general activity (UDA)	0
17/18 Contracted orthodontic activity (UOA)	0
Carry forward orthodontic activity (UOA)	0
Baseline contract value	£720,869.34

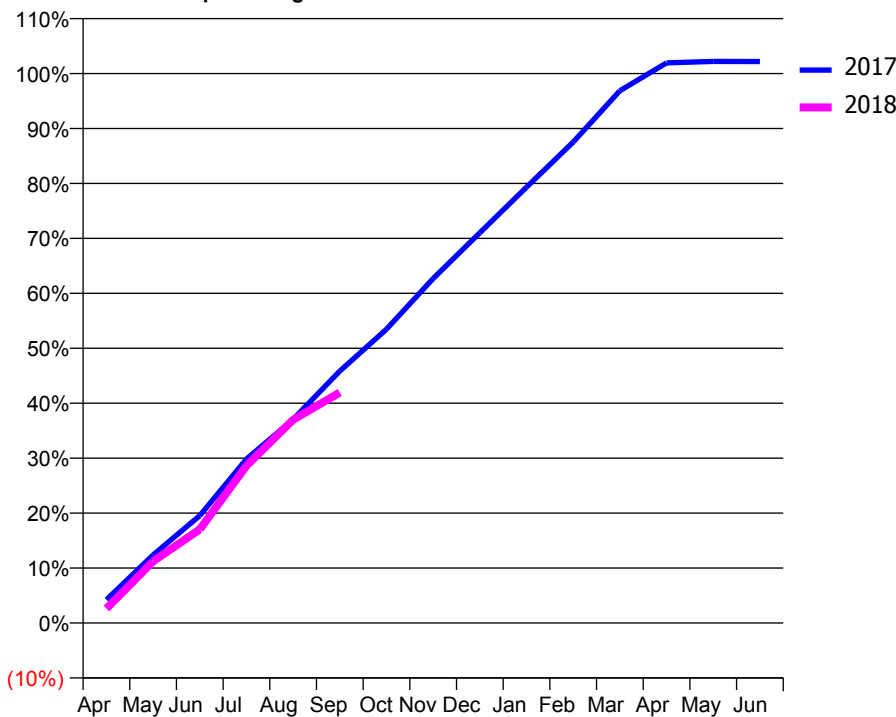
ACCESS*

Patients seen in 24 months	Total	Change since previous quarter
Quarter ending September 2016	7,678	
Quarter ending December 2016	7,630	→
Quarter ending March 2017	7,802	↑
Quarter ending June 2017	7,849	→
Quarter ending September 2017	7,783	→
Variance since September 2016	1.4%	→



ACTIVITY

Cumulative percentage of contracted UDA delivered 2017 & 2018



Adjusted Scheduled Activity (UDA)

Month	2017	2018
April	1,012	616
May	2,964	2,632
June	4,672	3,999
July	7,136	6,711
August	8,864	8,670
September	10,962	9,835
October	12,783	
November	14,989	
December	16,982	
January	18,967	
February	20,927	
March	23,163	
April	24,375	
May	24,436	
June	24,433	

QUALITY

	Quantity	Base Number	Contract	AT	Region	England
% of FP17s for the same patient ID Re-attending within 3 months - Children	86	1,271	6.8%	11.4%	12.8%	11.9%
% of FP17s for the same patient ID Re-attending within 3 months - Adults	730	4,006	18.2%	17.1%	16.5%	15.9%
% of FP17s for the same patient ID Re-attending between 3 & 9 months - Children	858	1,271	67.5%	53.9%	59.7%	58.1%
% of FP17s for the same patient ID Re-attending between 3 & 9 months - Adults	1,605	4,006	40.1%	44.5%	53.0%	50.6%
% of FP17s for Band 1 Urgent Courses	489	4,808	10.2%	11.9%	9.2%	9.1%
% of FP17s Relating to Free Repair or Replacements	78	4,808	1.6%	0.9%	1.0%	0.8%
% of FP17s Relating to Continuations	151	4,808	3.1%	1.3%	1.2%	1.1%
% of Patients satisfied with the dentistry they have received	24	26	92.3%	91.2%	91.6%	91.4%
% of Patients satisfied with the time they had to wait for an appointment	25	26	96.2%	87.6%	88.1%	87.7%

* This is based on patients treated on this contract for their most recent course of treatment. Figures in italics indicate the base number of FP17s or Patient Questionnaire responses are less than 100. N/A is shown where the base number of responses is less than 10 during the period. % is calculated as Quantity/Base number*100

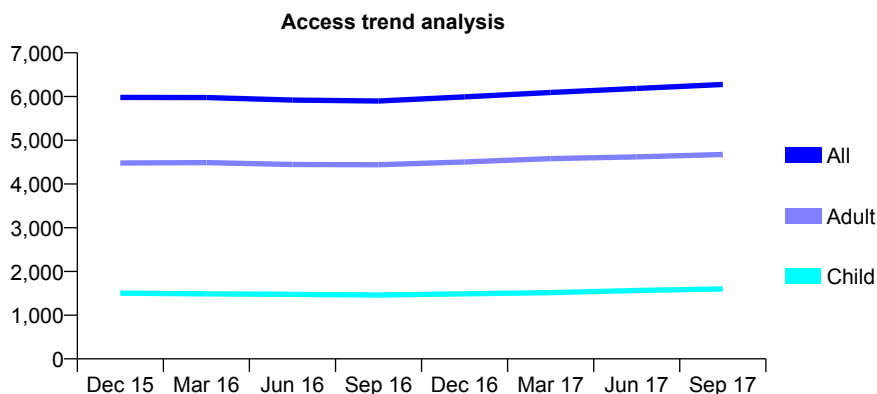
Q48 - Vital Signs At a Glance Contract Report for 141488/0001 - September 2017

Name or company name	Croft Dental Care Ltd
Contract type name	GDS Contract
Purpose of contract	General
Contract start date	01/07/2011
Contract end date	

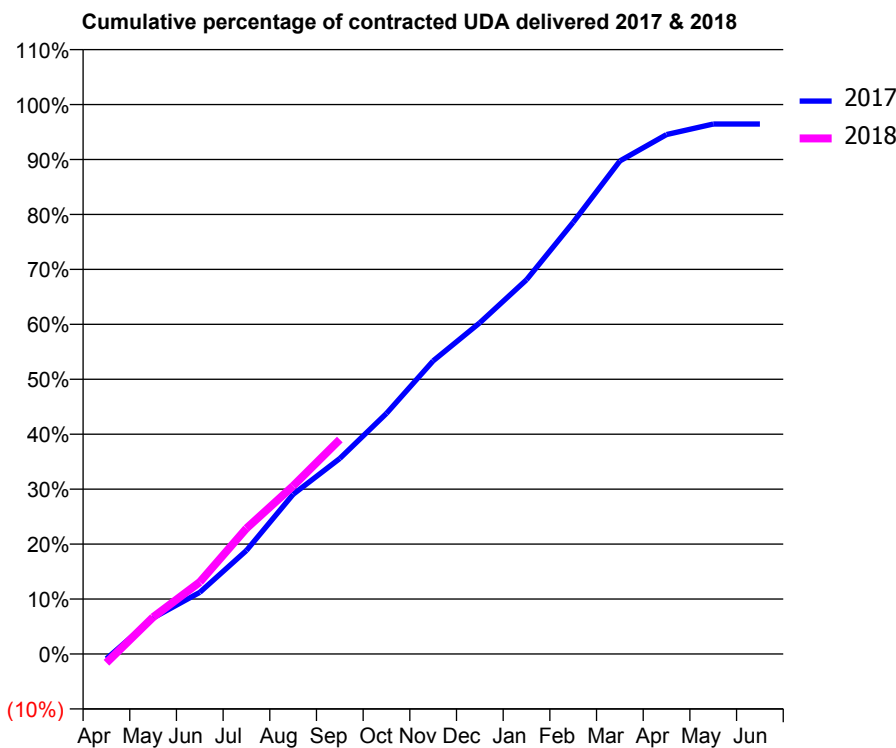
17/18 Contracted general activity (UDA)	28,481
Carry forward general activity (UDA)	1,011
17/18 Contracted orthodontic activity (UOA)	0
Carry forward orthodontic activity (UOA)	0
Baseline contract value	£758,602.71

ACCESS*

Patients seen in 24 months	Total	Change since previous quarter
Quarter ending September 2016	5,896	
Quarter ending December 2016	5,992	→
Quarter ending March 2017	6,094	→
Quarter ending June 2017	6,184	→
Quarter ending September 2017	6,276	→
Variance since September 2016	6.4%	↑



ACTIVITY



Adjusted Scheduled Activity (UDA)		
Month	2017	2018
April	-252	-462
May	1,868	1,913
June	3,199	3,727
July	5,367	6,511
August	8,277	8,712
September	10,137	11,117
October	12,475	
November	15,193	
December	17,173	
January	19,397	
February	22,374	
March	25,555	
April	26,921	
May	27,469	
June	27,470	

QUALITY

	Quantity	Base Number	Contract	AT	Region	England
% of FP17s for the same patient ID Re-attending within 3 months - Children	214	1,336	16.0%	11.4%	12.8%	11.9%
% of FP17s for the same patient ID Re-attending within 3 months - Adults	664	3,089	21.5%	17.1%	16.5%	15.9%
% of FP17s for the same patient ID Re-attending between 3 & 9 months - Children	686	1,336	51.3%	53.9%	59.7%	58.1%
% of FP17s for the same patient ID Re-attending between 3 & 9 months - Adults	1,277	3,089	41.3%	44.5%	53.0%	50.6%
% of FP17s for Band 1 Urgent Courses	428	3,814	11.2%	11.9%	9.2%	9.1%
% of FP17s Relating to Free Repair or Replacements	25	3,814	0.7%	0.9%	1.0%	0.8%
% of FP17s Relating to Continuations	111	3,814	2.9%	1.3%	1.2%	1.1%
% of Patients satisfied with the dentistry they have received	10	11	90.9%	91.2%	91.6%	91.4%
% of Patients satisfied with the time they had to wait for an appointment	11	11	100.0%	87.6%	88.1%	87.7%

* This is based on patients treated on this contract for their most recent course of treatment. Figures in italics indicate the base number of FP17s or Patient Questionnaire responses are less than 100. N/A is shown where the base number of responses is less than 10 during the period. % is calculated as Quantity/Base number*100

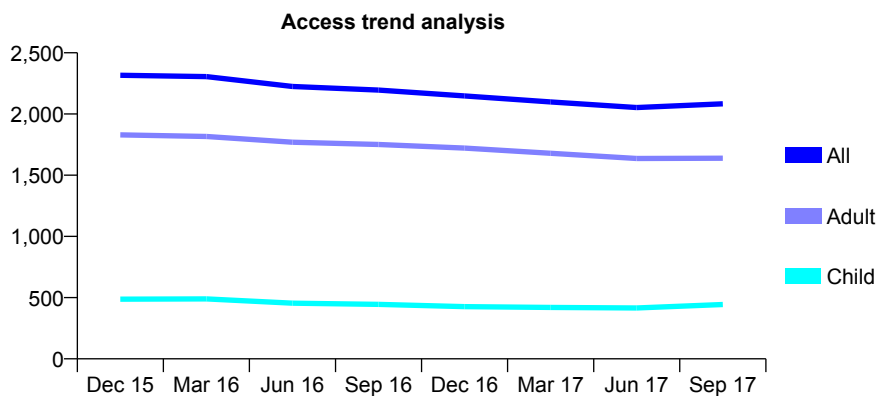
Q48 - Vital Signs At a Glance Contract Report for 142999/0001 - September 2017

Name or company name	Church Road Dental Practice
Contract type name	GDS Contract
Purpose of contract	General
Contract start date	06/07/2011
Contract end date	

17/18 Contracted general activity (UDA)	7,500
Carry forward general activity (UDA)	0
17/18 Contracted orthodontic activity (UOA)	0
Carry forward orthodontic activity (UOA)	0
Baseline contract value	£179,066.60

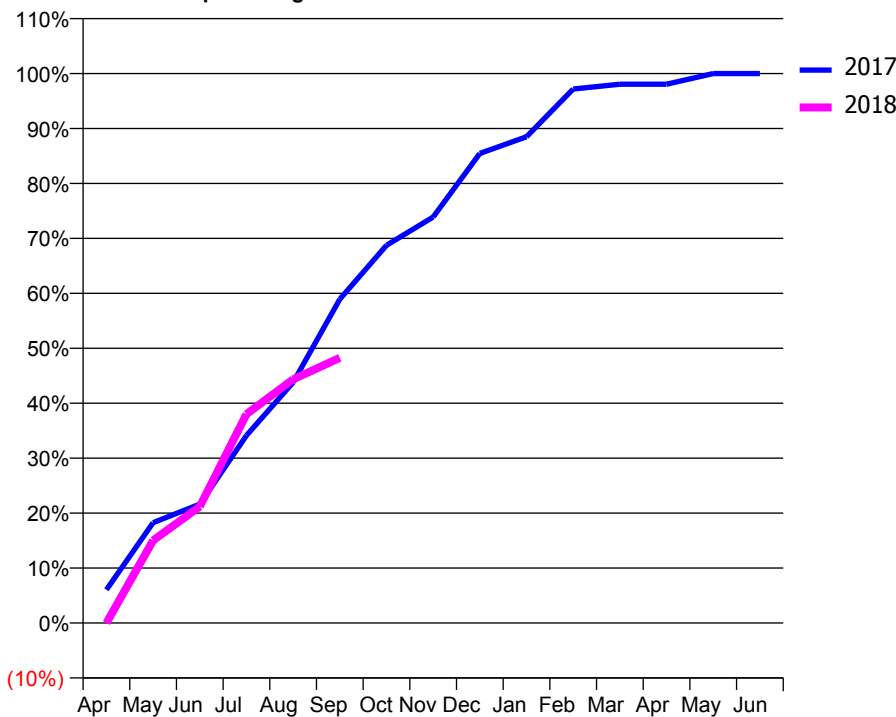
ACCESS*

Patients seen in 24 months	Total	Change since previous quarter
Quarter ending September 2016	2,196	
Quarter ending December 2016	2,148	↓
Quarter ending March 2017	2,099	↓
Quarter ending June 2017	2,053	↓
Quarter ending September 2017	2,083	→
Variance since September 2016	(5.1%)	↓



ACTIVITY

Cumulative percentage of contracted UDA delivered 2017 & 2018



Month	Adjusted Scheduled Activity (UDA)	
	2017	2018
April	457	0
May	1,380	1,128
June	1,634	1,589
July	2,579	2,851
August	3,308	3,327
September	4,452	3,620
October	5,193	
November	5,582	
December	6,456	
January	6,685	
February	7,341	
March	7,407	
April	7,407	
May	7,555	
June	7,555	

QUALITY

	Quantity	Base Number	Contract	AT	Region	England
% of FP17s for the same patient ID Re-attending within 3 months - Children	32	342	9.4%	11.4%	12.8%	11.9%
% of FP17s for the same patient ID Re-attending within 3 months - Adults	117	1,269	9.2%	17.1%	16.5%	15.9%
% of FP17s for the same patient ID Re-attending between 3 & 9 months - Children	194	342	56.7%	53.9%	59.7%	58.1%
% of FP17s for the same patient ID Re-attending between 3 & 9 months - Adults	892	1,269	70.3%	44.5%	53.0%	50.6%
% of FP17s for Band 1 Urgent Courses	29	1,490	1.9%	11.9%	9.2%	9.1%
% of FP17s Relating to Free Repair or Replacements	7	1,490	0.5%	0.9%	1.0%	0.8%
% of FP17s Relating to Continuations	10	1,490	0.7%	1.3%	1.2%	1.1%
% of Patients satisfied with the dentistry they have received	15	16	93.8%	91.2%	91.6%	91.4%
% of Patients satisfied with the time they had to wait for an appointment	13	16	81.3%	87.6%	88.1%	87.7%

* This is based on patients treated on this contract for their most recent course of treatment. Figures in italics indicate the base number of FP17s or Patient Questionnaire responses are less than 100. N/A is shown where the base number of responses is less than 10 during the period. % is calculated as Quantity/Base number*100

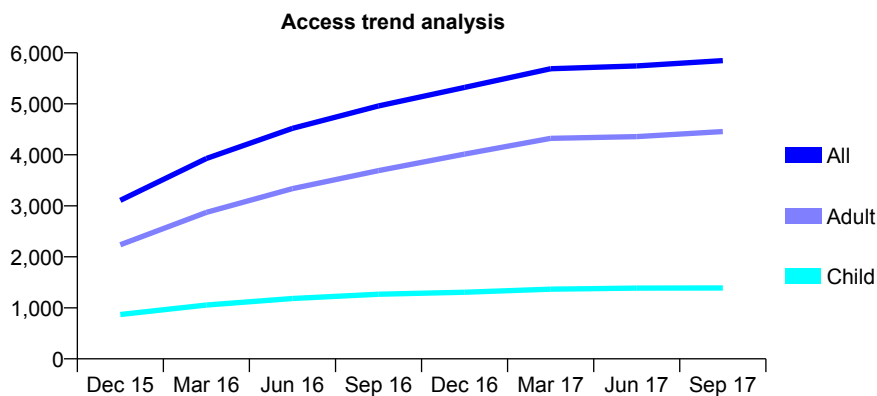
Q48 - Vital Signs At a Glance Contract Report for 143731/0001 - September 2017

Name or company name	P J Burridge Limited
Contract type name	GDS Contract
Purpose of contract	General
Contract start date	01/04/2015
Contract end date	

17/18 Contracted general activity (UDA)	16,530
Carry forward general activity (UDA)	0
17/18 Contracted orthodontic activity (UOA)	0
Carry forward orthodontic activity (UOA)	0
Baseline contract value	£524,159.14

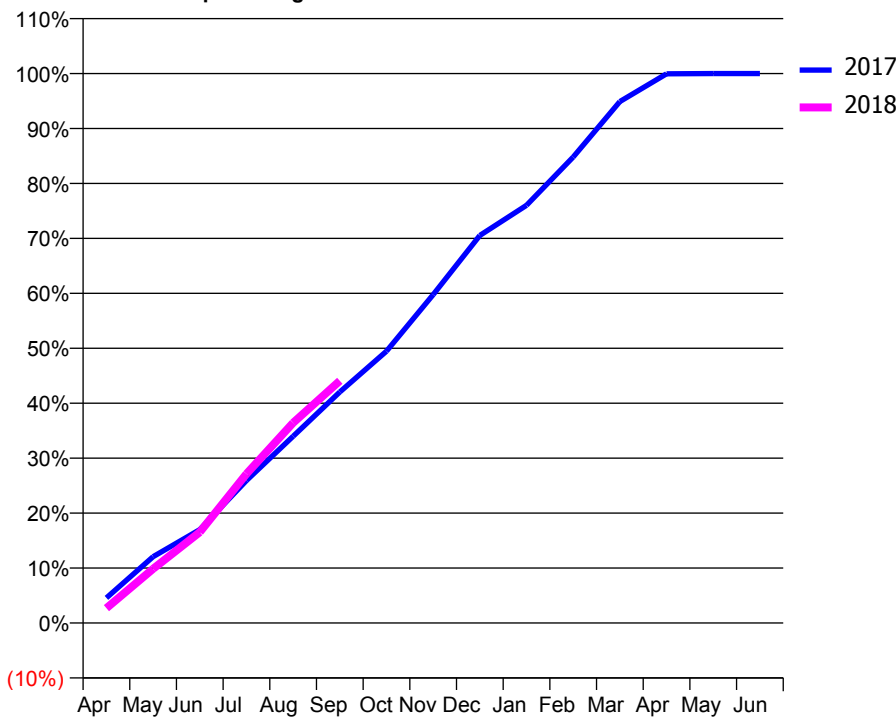
ACCESS*

Patients seen in 24 months	Total	Change since previous quarter
Quarter ending September 2016	4,958	
Quarter ending December 2016	5,321	↑
Quarter ending March 2017	5,687	↑
Quarter ending June 2017	5,742	→
Quarter ending September 2017	5,846	→
Variance since September 2016	17.9%	↑



ACTIVITY

Cumulative percentage of contracted UDA delivered 2017 & 2018



Month	Adjusted Scheduled Activity (UDA)	
	2017	2018
April	761	446
May	2,009	1,629
June	2,831	2,732
July	4,317	4,488
August	5,657	6,021
September	7,000	7,288
October	8,236	
November	9,951	
December	11,743	
January	12,656	
February	14,118	
March	15,801	
April	16,639	
May	16,650	
June	16,650	

QUALITY

	Quantity	Base Number	Contract	AT	Region	England
% of FP17s for the same patient ID Re-attending within 3 months - Children	54	904	6.0%	11.4%	12.8%	11.9%
% of FP17s for the same patient ID Re-attending within 3 months - Adults	352	2,487	14.2%	17.1%	16.5%	15.9%
% of FP17s for the same patient ID Re-attending between 3 & 9 months - Children	412	904	45.6%	53.9%	59.7%	58.1%
% of FP17s for the same patient ID Re-attending between 3 & 9 months - Adults	921	2,487	37.0%	44.5%	53.0%	50.6%
% of FP17s for Band 1 Urgent Courses	294	3,083	9.5%	11.9%	9.2%	9.1%
% of FP17s Relating to Free Repair or Replacements	13	3,083	0.4%	0.9%	1.0%	0.8%
% of FP17s Relating to Continuations	42	3,083	1.4%	1.3%	1.2%	1.1%
% of Patients satisfied with the dentistry they have received	6	6	N/A	91.2%	91.6%	91.4%
% of Patients satisfied with the time they had to wait for an appointment	5	6	N/A	87.6%	88.1%	87.7%

* This is based on patients treated on this contract for their most recent course of treatment. Figures in italics indicate the base number of FP17s or Patient Questionnaire responses are less than 100. N/A is shown where the base number of responses is less than 10 during the period. % is calculated as Quantity/Base number*100

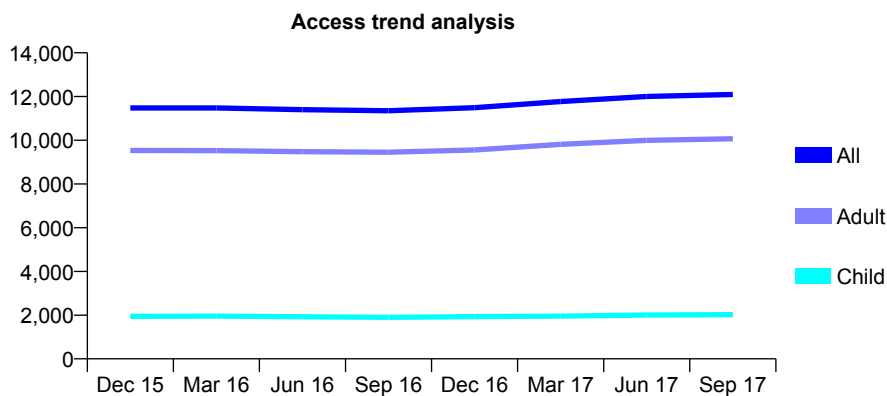
Q48 - Vital Signs At a Glance Contract Report for 145963/0001 - September 2017

Name or company name	Hoghton Street Dental Care Limited
Contract type name	GDS Contract
Purpose of contract	General
Contract start date	01/06/2012
Contract end date	

17/18 Contracted general activity (UDA)	36,616
Carry forward general activity (UDA)	0
17/18 Contracted orthodontic activity (UOA)	0
Carry forward orthodontic activity (UOA)	0
Baseline contract value	£1,188,659.73

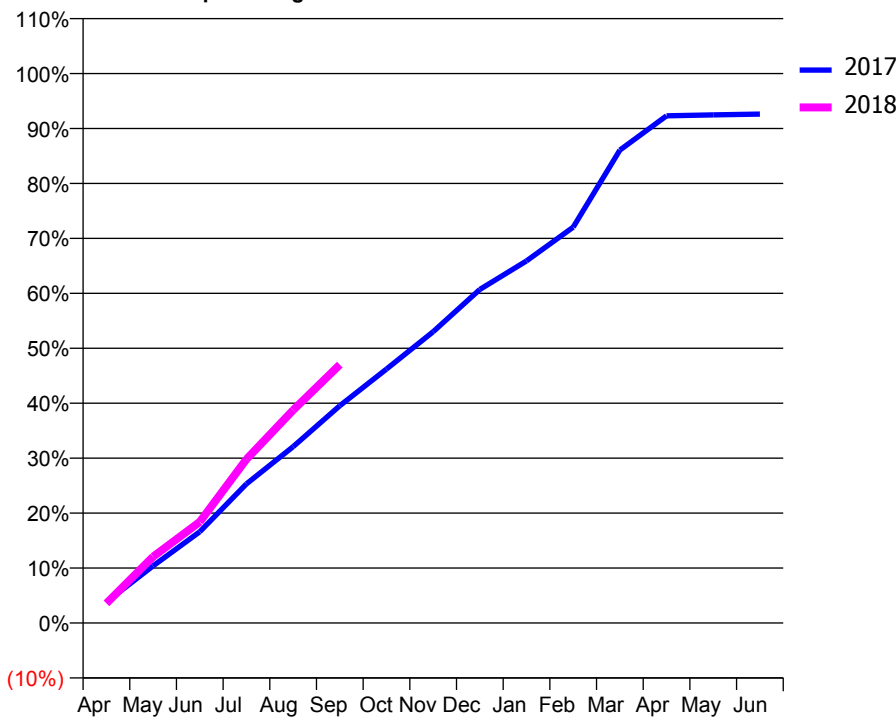
ACCESS*

Patients seen in 24 months	Total	Change since previous quarter
Quarter ending September 2016	11,352	
Quarter ending December 2016	11,487	→
Quarter ending March 2017	11,769	↑
Quarter ending June 2017	12,002	→
Quarter ending September 2017	12,093	→
Variance since September 2016	6.5%	↑



ACTIVITY

Cumulative percentage of contracted UDA delivered 2017 & 2018



Month	Adjusted Scheduled Activity (UDA)	
	2017	2018
April	1,399	1,308
May	3,807	4,422
June	6,087	6,741
July	9,268	10,913
August	11,756	14,188
September	14,481	17,220
October	16,926	
November	19,409	
December	22,232	
January	24,126	
February	26,381	
March	31,512	
April	33,798	
May	33,861	
June	33,911	

QUALITY

	Quantity	Base Number	Contract	AT	Region	England
% of FP17s for the same patient ID Re-attending within 3 months - Children	208	2,149	9.7%	11.4%	12.8%	11.9%
% of FP17s for the same patient ID Re-attending within 3 months - Adults	1,378	8,567	16.1%	17.1%	16.5%	15.9%
% of FP17s for the same patient ID Re-attending between 3 & 9 months - Children	1,311	2,149	61.0%	53.9%	59.7%	58.1%
% of FP17s for the same patient ID Re-attending between 3 & 9 months - Adults	3,553	8,567	41.5%	44.5%	53.0%	50.6%
% of FP17s for Band 1 Urgent Courses	831	8,977	9.3%	11.9%	9.2%	9.1%
% of FP17s Relating to Free Repair or Replacements	51	8,977	0.6%	0.9%	1.0%	0.8%
% of FP17s Relating to Continuations	139	8,977	1.5%	1.3%	1.2%	1.1%
% of Patients satisfied with the dentistry they have received	39	46	84.8%	91.2%	91.6%	91.4%
% of Patients satisfied with the time they had to wait for an appointment	42	46	91.3%	87.6%	88.1%	87.7%

* This is based on patients treated on this contract for their most recent course of treatment. Figures in italics indicate the base number of FP17s or Patient Questionnaire responses are less than 100. N/A is shown where the base number of responses is less than 10 during the period. % is calculated as Quantity/Base number*100

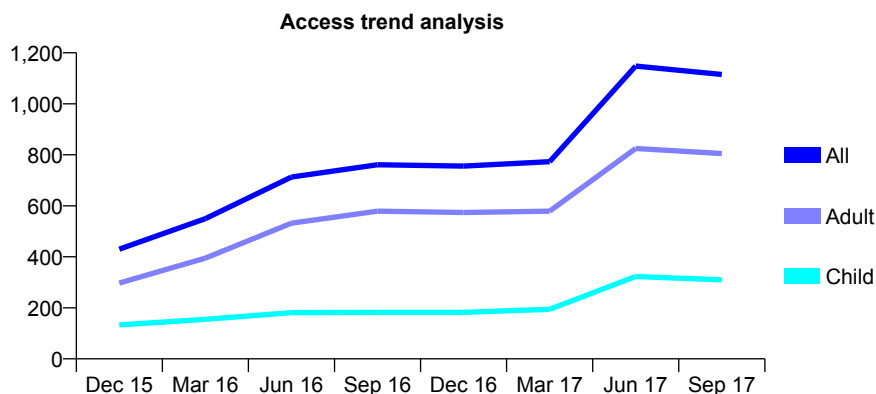
Q48 - Vital Signs At a Glance Contract Report for 146331/0003 - September 2017

Name or company name	Vauxhall Dental Care
Contract type name	PDS Contract
Purpose of contract	General
Contract start date	01/04/2015
Contract end date	31/03/2018

17/18 Contracted general activity (UDA)	5,195
Carry forward general activity (UDA)	0
17/18 Contracted orthodontic activity (UOA)	0
Carry forward orthodontic activity (UOA)	0
Baseline contract value	£522,828.28

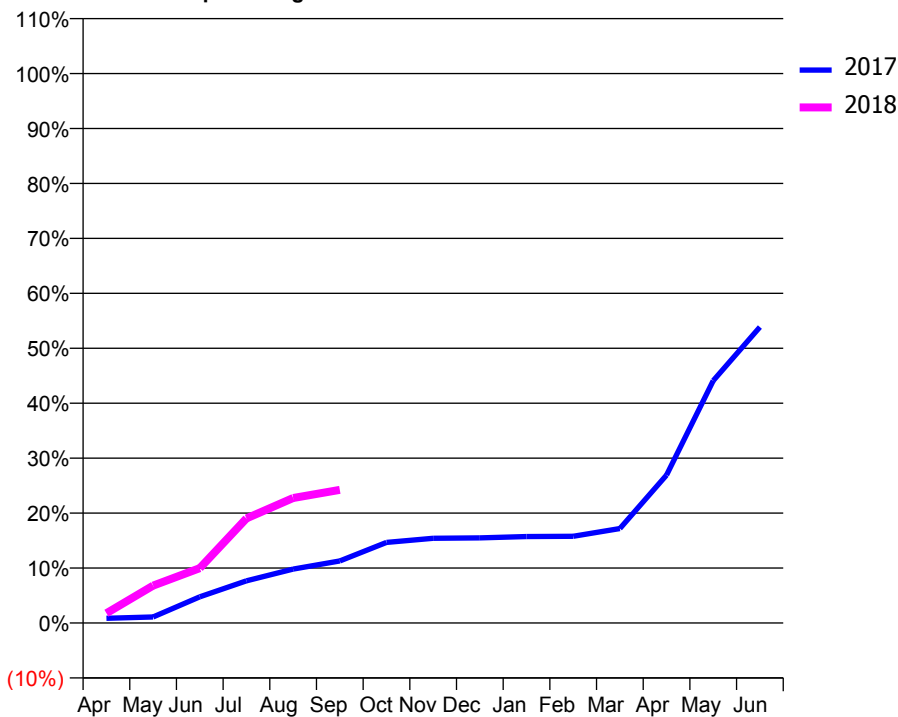
ACCESS*

Patients seen in 24 months	Total	Change since previous quarter
Quarter ending September 2016	761	
Quarter ending December 2016	756	→
Quarter ending March 2017	773	↑
Quarter ending June 2017	1,148	↑
Quarter ending September 2017	1,115	↓
Variance since September 2016	46.5%	↑



ACTIVITY

Cumulative percentage of contracted UDA delivered 2017 & 2018



Adjusted Scheduled Activity (UDA)		
Month	2017	2018
April	44	92
May	58	354
June	248	519
July	399	989
August	510	1,182
September	587	1,258
October	762	
November	801	
December	805	
January	817	
February	821	
March	893	
April	1,399	
May	2,292	
June	2,798	

QUALITY

	Quantity	Base Number	Contract	AT	Region	England
% of FP17s for the same patient ID Re-attending within 3 months - Children	62	486	12.8%	11.4%	12.8%	11.9%
% of FP17s for the same patient ID Re-attending within 3 months - Adults	185	1,100	16.8%	17.1%	16.5%	15.9%
% of FP17s for the same patient ID Re-attending between 3 & 9 months - Children	97	486	20.0%	53.9%	59.7%	58.1%
% of FP17s for the same patient ID Re-attending between 3 & 9 months - Adults	263	1,100	23.9%	44.5%	53.0%	50.6%
% of FP17s for Band 1 Urgent Courses	80	551	14.5%	11.9%	9.2%	9.1%
% of FP17s Relating to Free Repair or Replacements	4	551	0.7%	0.9%	1.0%	0.8%
% of FP17s Relating to Continuations	7	551	1.3%	1.3%	1.2%	1.1%
% of Patients satisfied with the dentistry they have received	0	0	N/A	91.2%	91.6%	91.4%
% of Patients satisfied with the time they had to wait for an appointment	0	0	N/A	87.6%	88.1%	87.7%

* This is based on patients treated on this contract for their most recent course of treatment. Figures in italics indicate the base number of FP17s or Patient Questionnaire responses are less than 100. N/A is shown where the base number of responses is less than 10 during the period. % is calculated as Quantity/Base number*100

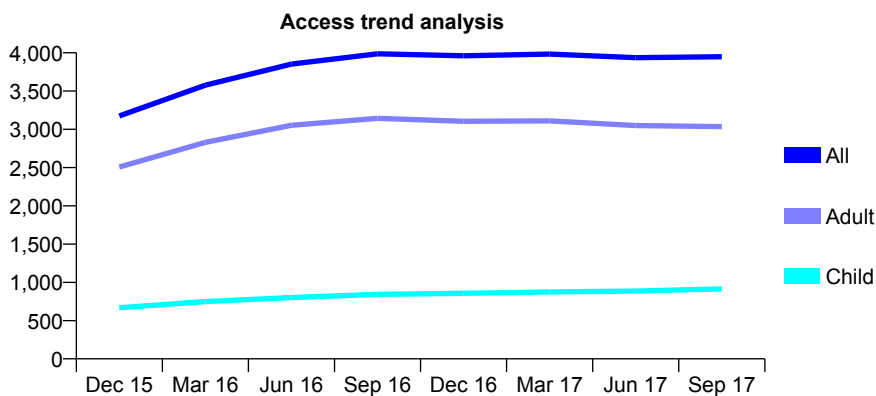
Q48 - Vital Signs At a Glance Contract Report for 147753/0001 - September 2017

Name or company name	Abercromby Health Centre Partnership
Contract type name	GDS Contract
Purpose of contract	General
Contract start date	15/08/2014
Contract end date	

17/18 Contracted general activity (UDA)	13,675
Carry forward general activity (UDA)	0
17/18 Contracted orthodontic activity (UOA)	0
Carry forward orthodontic activity (UOA)	0
Baseline contract value	£422,046.62

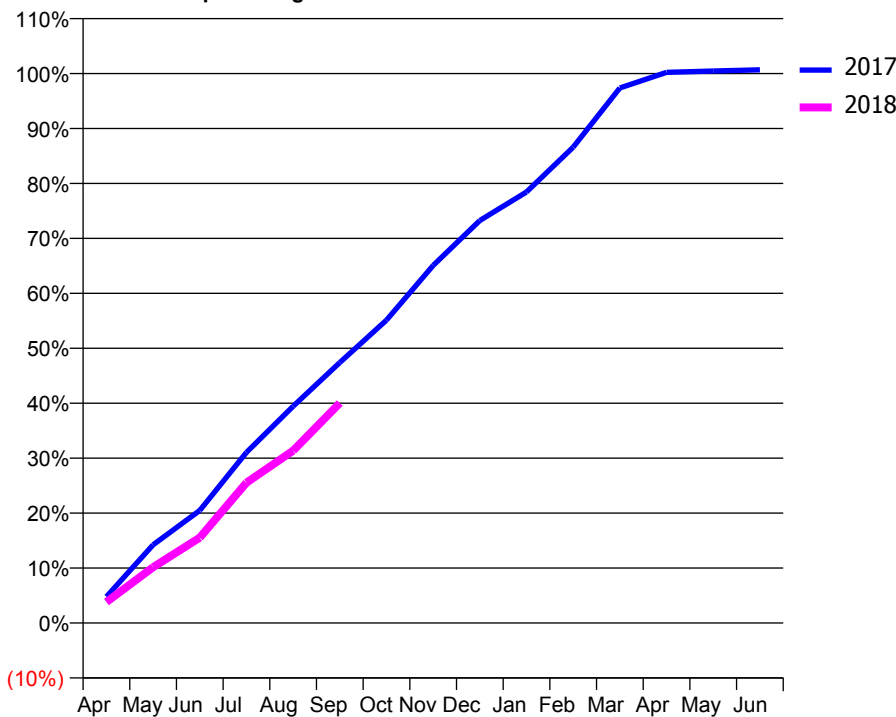
ACCESS*

Patients seen in 24 months	Total	Change since previous quarter
Quarter ending September 2016	3,987	
Quarter ending December 2016	3,961	→
Quarter ending March 2017	3,984	→
Quarter ending June 2017	3,937	↓
Quarter ending September 2017	3,949	→
Variance since September 2016	(1.0%)	→



ACTIVITY

Cumulative percentage of contracted UDA delivered 2017 & 2018



Adjusted Scheduled Activity (UDA)

Month	2017	2018
April	655	523
May	1,947	1,389
June	2,802	2,124
July	4,246	3,494
August	5,393	4,288
September	6,482	5,475
October	7,539	
November	8,900	
December	10,018	
January	10,726	
February	11,842	
March	13,315	
April	13,705	
May	13,736	
June	13,768	

QUALITY

	Quantity	Base Number	Contract	AT	Region	England
% of FP17s for the same patient ID Re-attending within 3 months - Children	33	509	6.5%	11.4%	12.8%	11.9%
% of FP17s for the same patient ID Re-attending within 3 months - Adults	241	1,587	15.2%	17.1%	16.5%	15.9%
% of FP17s for the same patient ID Re-attending between 3 & 9 months - Children	207	509	40.7%	53.9%	59.7%	58.1%
% of FP17s for the same patient ID Re-attending between 3 & 9 months - Adults	607	1,587	38.2%	44.5%	53.0%	50.6%
% of FP17s for Band 1 Urgent Courses	187	1,962	9.5%	11.9%	9.2%	9.1%
% of FP17s Relating to Free Repair or Replacements	12	1,962	0.6%	0.9%	1.0%	0.8%
% of FP17s Relating to Continuations	37	1,962	1.9%	1.3%	1.2%	1.1%
% of Patients satisfied with the dentistry they have received	8	8	N/A	91.2%	91.6%	91.4%
% of Patients satisfied with the time they had to wait for an appointment	8	8	N/A	87.6%	88.1%	87.7%

* This is based on patients treated on this contract for their most recent course of treatment. Figures in italics indicate the base number of FP17s or Patient Questionnaire responses are less than 100. N/A is shown where the base number of responses is less than 10 during the period. % is calculated as Quantity/Base number*100

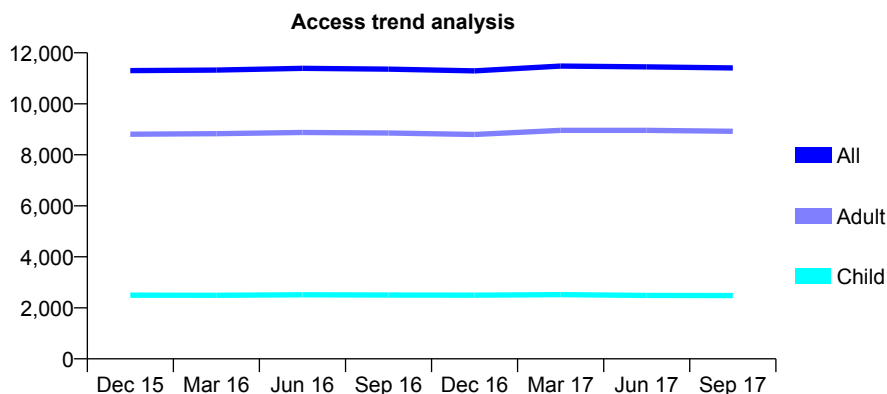
Q48 - Vital Signs At a Glance Contract Report for 148806/0001 - September 2017

Name or company name	The Corner Dental Surgery Ltd
Contract type name	GDS Contract
Purpose of contract	General
Contract start date	01/04/2009
Contract end date	31/03/2019

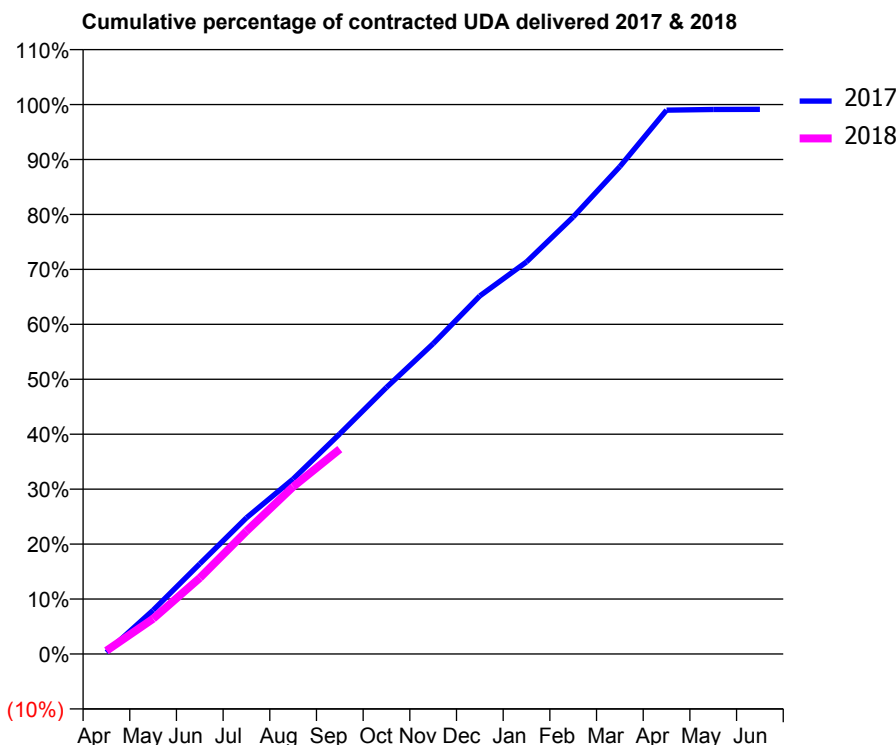
17/18 Contracted general activity (UDA)	42,000
Carry forward general activity (UDA)	0
17/18 Contracted orthodontic activity (UOA)	0
Carry forward orthodontic activity (UOA)	0
Baseline contract value	£1,071,450.77

ACCESS*

Patients seen in 24 months	Total	Change since previous quarter
Quarter ending September 2016	11,358	
Quarter ending December 2016	11,290	→
Quarter ending March 2017	11,480	→
Quarter ending June 2017	11,446	→
Quarter ending September 2017	11,405	→
Variance since September 2016	0.4%	→



ACTIVITY



Month	Adjusted Scheduled Activity (UDA)	
	2017	2018
April	126	251
May	3,345	2,700
June	6,893	5,812
July	10,414	9,396
August	13,376	12,786
September	16,835	15,660
October	20,381	
November	23,727	
December	27,374	
January	29,968	
February	33,409	
March	37,253	
April	41,573	
May	41,616	
June	41,625	

QUALITY

	Quantity	Base Number	Contract	AT	Region	England
% of FP17s for the same patient ID Re-attending within 3 months - Children	192	2,484	7.7%	11.4%	12.8%	11.9%
% of FP17s for the same patient ID Re-attending within 3 months - Adults	888	6,720	13.2%	17.1%	16.5%	15.9%
% of FP17s for the same patient ID Re-attending between 3 & 9 months - Children	1,824	2,484	73.4%	53.9%	59.7%	58.1%
% of FP17s for the same patient ID Re-attending between 3 & 9 months - Adults	3,858	6,720	57.4%	44.5%	53.0%	50.6%
% of FP17s for Band 1 Urgent Courses	546	7,345	7.4%	11.9%	9.2%	9.1%
% of FP17s Relating to Free Repair or Replacements	58	7,345	0.8%	0.9%	1.0%	0.8%
% of FP17s Relating to Continuations	70	7,345	1.0%	1.3%	1.2%	1.1%
% of Patients satisfied with the dentistry they have received	31	34	91.2%	91.2%	91.6%	91.4%
% of Patients satisfied with the time they had to wait for an appointment	31	34	91.2%	87.6%	88.1%	87.7%

* This is based on patients treated on this contract for their most recent course of treatment. Figures in italics indicate the base number of FP17s or Patient Questionnaire responses are less than 100. N/A is shown where the base number of responses is less than 10 during the period. % is calculated as Quantity/Base number*100

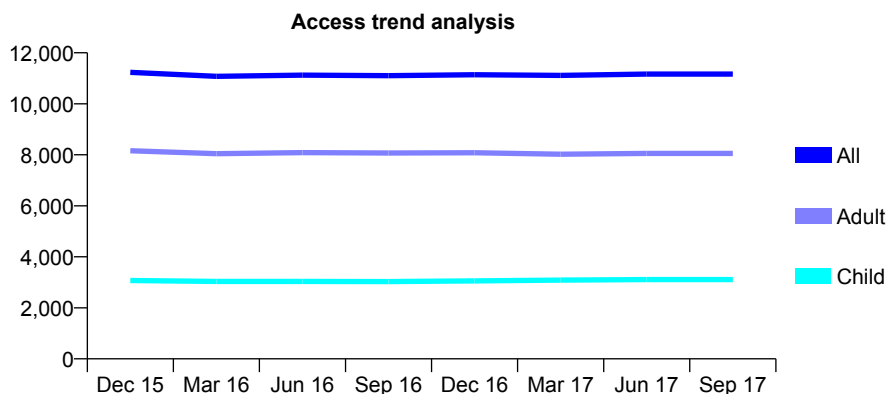
Q48 - Vital Signs At a Glance Contract Report for 149861/0001 - September 2017

Name or company name	Muirhead Dental Practice
Contract type name	GDS Contract
Purpose of contract	General
Contract start date	01/12/2010
Contract end date	

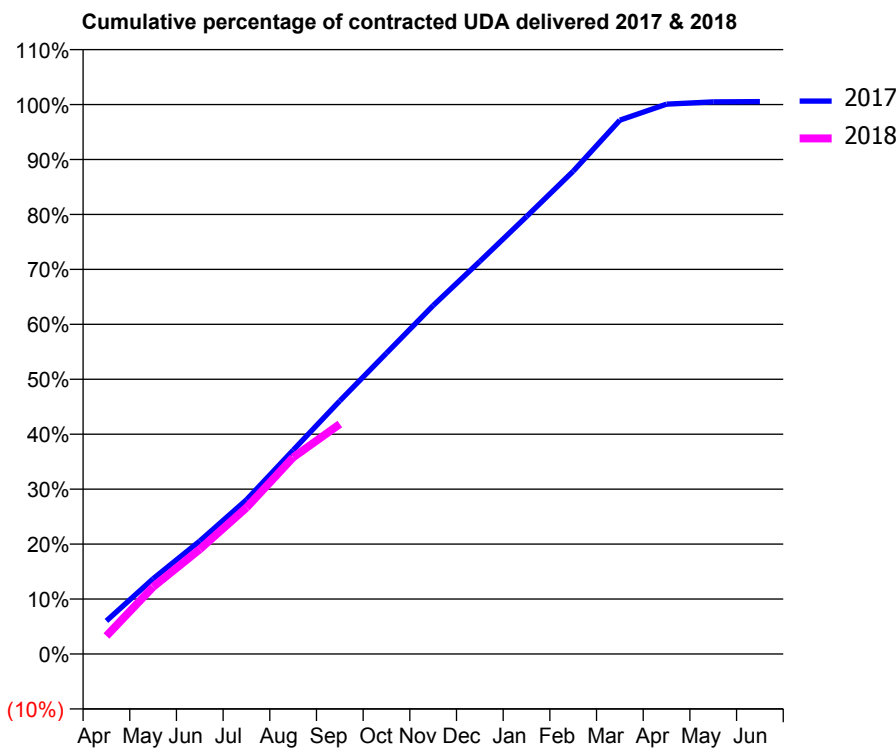
17/18 Contracted general activity (UDA)	34,080
Carry forward general activity (UDA)	0
17/18 Contracted orthodontic activity (UOA)	0
Carry forward orthodontic activity (UOA)	0
Baseline contract value	£879,312.92

ACCESS*

Patients seen in 24 months	Total	Change since previous quarter
Quarter ending September 2016	11,102	
Quarter ending December 2016	11,141	→
Quarter ending March 2017	11,113	→
Quarter ending June 2017	11,167	→
Quarter ending September 2017	11,168	→
Variance since September 2016	0.6%	→



ACTIVITY



Month	Adjusted Scheduled Activity (UDA)	
	2017	2018
April	2,057	1,118
May	4,675	4,164
June	7,021	6,496
July	9,586	9,075
August	12,670	12,191
September	15,733	14,265
October	18,699	
November	21,661	
December	24,407	
January	27,187	
February	30,005	
March	33,185	
April	34,172	
May	34,313	
June	34,331	

QUALITY

	Quantity	Base Number	Contract	AT	Region	England
% of FP17s for the same patient ID Re-attending within 3 months - Children	152	1,989	7.6%	11.4%	12.8%	11.9%
% of FP17s for the same patient ID Re-attending within 3 months - Adults	653	4,745	13.8%	17.1%	16.5%	15.9%
% of FP17s for the same patient ID Re-attending between 3 & 9 months - Children	898	1,989	45.1%	53.9%	59.7%	58.1%
% of FP17s for the same patient ID Re-attending between 3 & 9 months - Adults	2,178	4,745	45.9%	44.5%	53.0%	50.6%
% of FP17s for Band 1 Urgent Courses	574	5,910	9.7%	11.9%	9.2%	9.1%
% of FP17s Relating to Free Repair or Replacements	45	5,910	0.8%	0.9%	1.0%	0.8%
% of FP17s Relating to Continuations	79	5,910	1.3%	1.3%	1.2%	1.1%
% of Patients satisfied with the dentistry they have received	29	30	96.7%	91.2%	91.6%	91.4%
% of Patients satisfied with the time they had to wait for an appointment	28	30	93.3%	87.6%	88.1%	87.7%

* This is based on patients treated on this contract for their most recent course of treatment. Figures in italics indicate the base number of FP17s or Patient Questionnaire responses are less than 100. N/A is shown where the base number of responses is less than 10 during the period. % is calculated as Quantity/Base number*100

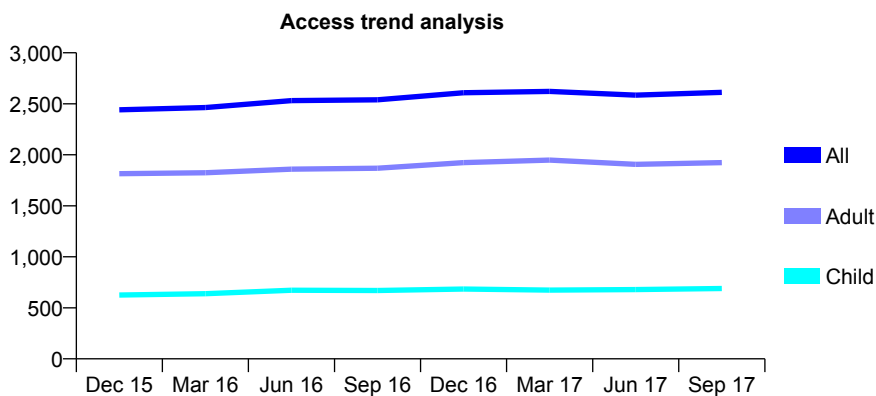
Q48 - Vital Signs At a Glance Contract Report for 158801/0001 - September 2017

Name or company name	kotecha & Partners
Contract type name	GDS Contract
Purpose of contract	General
Contract start date	01/11/2010
Contract end date	

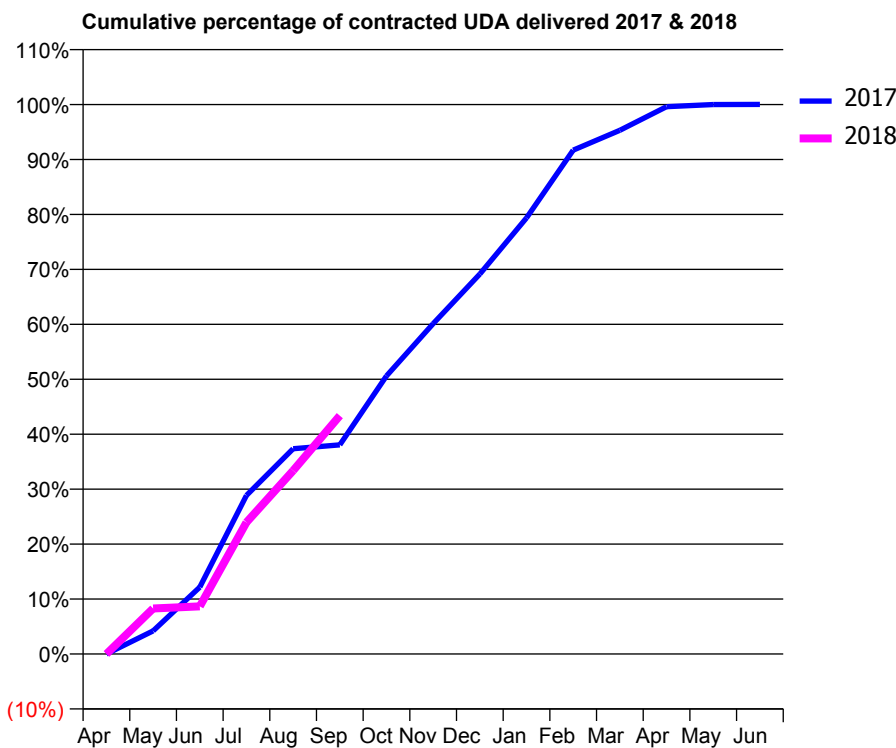
17/18 Contracted general activity (UDA)	8,050
Carry forward general activity (UDA)	0
17/18 Contracted orthodontic activity (UOA)	0
Carry forward orthodontic activity (UOA)	0
Baseline contract value	£319,153.52

ACCESS*

Patients seen in 24 months	Total	Change since previous quarter
Quarter ending September 2016	2,539	
Quarter ending December 2016	2,608	↑
Quarter ending March 2017	2,622	→
Quarter ending June 2017	2,585	↓
Quarter ending September 2017	2,612	→
Variance since September 2016	2.9%	↑



ACTIVITY



Month	Adjusted Scheduled Activity (UDA)	
	2017	2018
April	0	0
May	346	666
June	999	698
July	2,369	1,929
August	3,067	2,688
September	3,125	3,491
October	4,156	
November	4,936	
December	5,677	
January	6,517	
February	7,528	
March	7,825	
April	8,179	
May	8,211	
June	8,213	

QUALITY

	Quantity	Base Number	Contract	AT	Region	England
% of FP17s for the same patient ID Re-attending within 3 months - Children	38	512	7.4%	11.4%	12.8%	11.9%
% of FP17s for the same patient ID Re-attending within 3 months - Adults	179	1,327	13.5%	17.1%	16.5%	15.9%
% of FP17s for the same patient ID Re-attending between 3 & 9 months - Children	289	512	56.4%	53.9%	59.7%	58.1%
% of FP17s for the same patient ID Re-attending between 3 & 9 months - Adults	730	1,327	55.0%	44.5%	53.0%	50.6%
% of FP17s for Band 1 Urgent Courses	212	1,643	12.9%	11.9%	9.2%	9.1%
% of FP17s Relating to Free Repair or Replacements	5	1,643	0.3%	0.9%	1.0%	0.8%
% of FP17s Relating to Continuations	5	1,643	0.3%	1.3%	1.2%	1.1%
% of Patients satisfied with the dentistry they have received	9	11	81.8%	91.2%	91.6%	91.4%
% of Patients satisfied with the time they had to wait for an appointment	11	11	100.0%	87.6%	88.1%	87.7%

* This is based on patients treated on this contract for their most recent course of treatment. Figures in italics indicate the base number of FP17s or Patient Questionnaire responses are less than 100. N/A is shown where the base number of responses is less than 10 during the period. % is calculated as Quantity/Base number*100

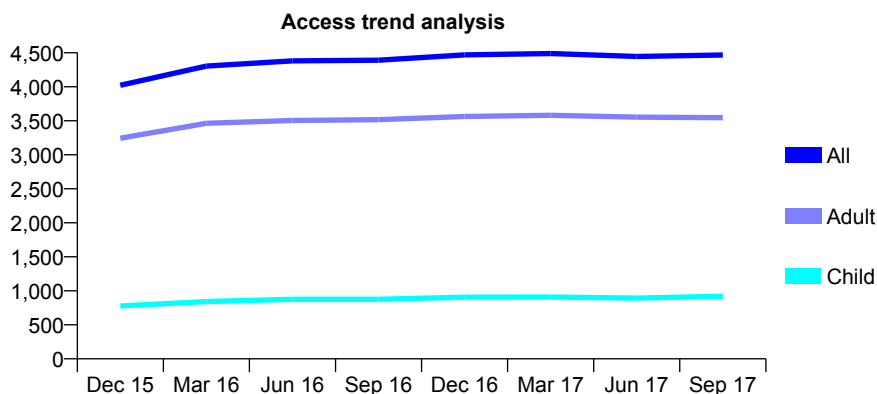
Q48 - Vital Signs At a Glance Contract Report for 161039/0001 - September 2017

Name or company name	Latham Court Smile Centre Limited
Contract type name	GDS Contract
Purpose of contract	General
Contract start date	01/04/2014
Contract end date	

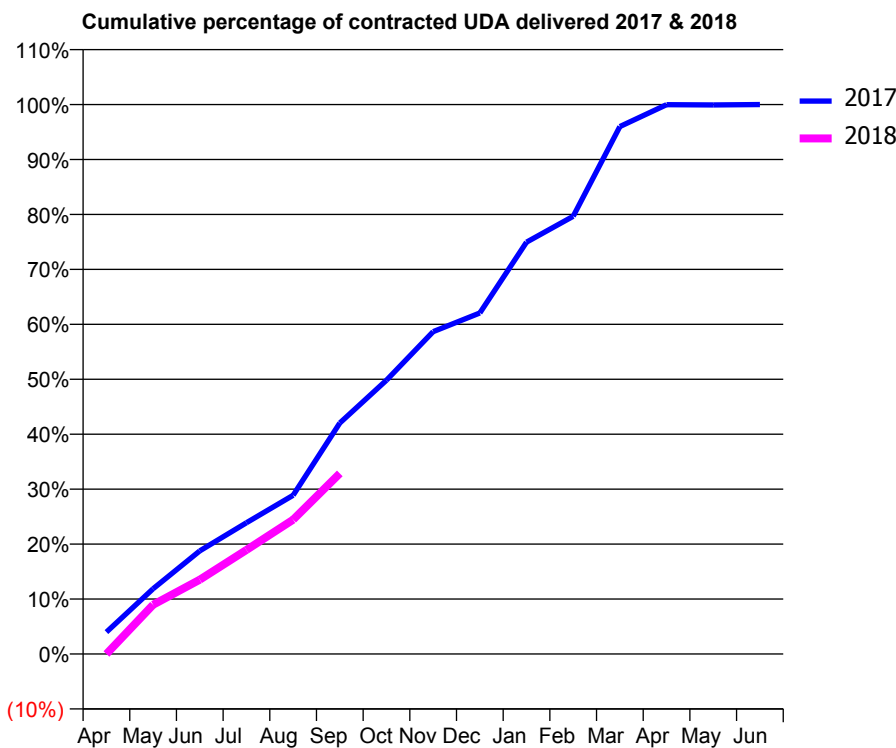
17/18 Contracted general activity (UDA)	15,735
Carry forward general activity (UDA)	0
17/18 Contracted orthodontic activity (UOA)	0
Carry forward orthodontic activity (UOA)	0
Baseline contract value	£405,978.65

ACCESS*

Patients seen in 24 months	Total	Change since previous quarter
Quarter ending September 2016	4,391	
Quarter ending December 2016	4,469	→
Quarter ending March 2017	4,489	→
Quarter ending June 2017	4,447	→
Quarter ending September 2017	4,468	→
Variance since September 2016	1.8%	→



ACTIVITY



Month	Adjusted Scheduled Activity (UDA)	
	2017	2018
April	633	0
May	1,878	1,410
June	2,971	2,130
July	3,781	2,979
August	4,570	3,848
September	6,654	5,173
October	7,887	
November	9,282	
December	9,822	
January	11,861	
February	12,606	
March	15,189	
April	15,822	
May	15,813	
June	15,825	

QUALITY

	Quantity	Base Number	Contract	AT	Region	England
% of FP17s for the same patient ID Re-attending within 3 months - Children	31	529	5.9%	11.4%	12.8%	11.9%
% of FP17s for the same patient ID Re-attending within 3 months - Adults	159	1,753	9.1%	17.1%	16.5%	15.9%
% of FP17s for the same patient ID Re-attending between 3 & 9 months - Children	269	529	50.9%	53.9%	59.7%	58.1%
% of FP17s for the same patient ID Re-attending between 3 & 9 months - Adults	882	1,753	50.3%	44.5%	53.0%	50.6%
% of FP17s for Band 1 Urgent Courses	110	1,806	6.1%	11.9%	9.2%	9.1%
% of FP17s Relating to Free Repair or Replacements	17	1,806	0.9%	0.9%	1.0%	0.8%
% of FP17s Relating to Continuations	4	1,806	0.2%	1.3%	1.2%	1.1%
% of Patients satisfied with the dentistry they have received	7	7	N/A	91.2%	91.6%	91.4%
% of Patients satisfied with the time they had to wait for an appointment	6	7	N/A	87.6%	88.1%	87.7%

* This is based on patients treated on this contract for their most recent course of treatment. Figures in italics indicate the base number of FP17s or Patient Questionnaire responses are less than 100. N/A is shown where the base number of responses is less than 10 during the period. % is calculated as Quantity/Base number*100

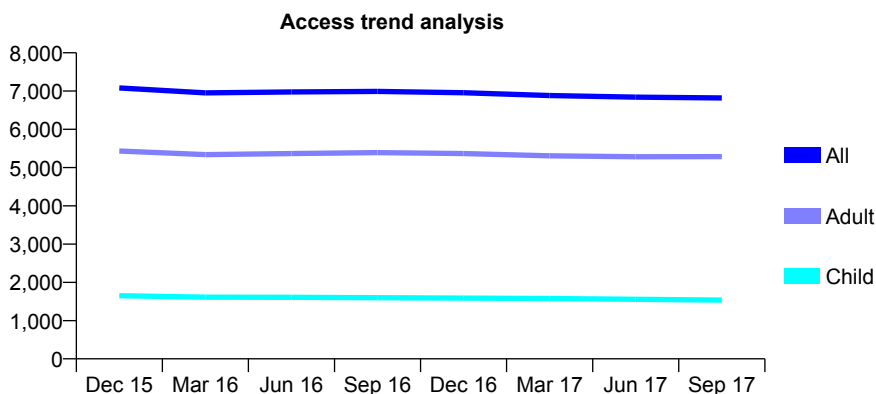
Q48 - Vital Signs At a Glance Contract Report for 161314/0001 - September 2017

Name or company name	Chantastic Limited
Contract type name	GDS Contract
Purpose of contract	General
Contract start date	01/01/2014
Contract end date	

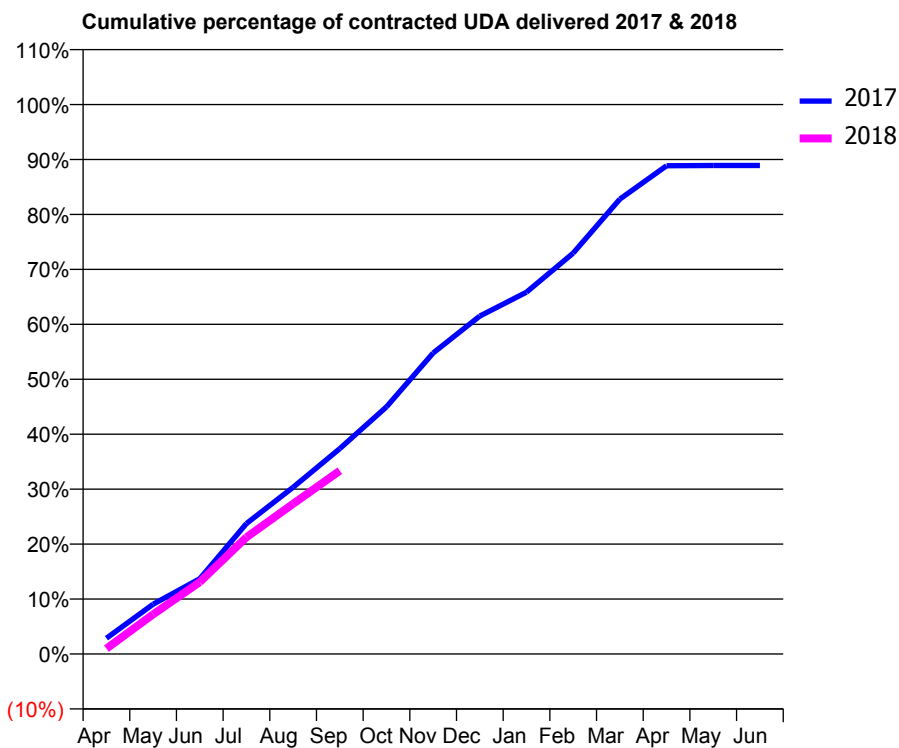
17/18 Contracted general activity (UDA)	30,685
Carry forward general activity (UDA)	0
17/18 Contracted orthodontic activity (UOA)	0
Carry forward orthodontic activity (UOA)	0
Baseline contract value	£791,706.71

ACCESS*

Patients seen in 24 months	Total	Change since previous quarter
Quarter ending September 2016	6,991	
Quarter ending December 2016	6,955	→
Quarter ending March 2017	6,882	↓
Quarter ending June 2017	6,840	→
Quarter ending September 2017	6,821	→
Variance since September 2016	(2.4%)	↓



ACTIVITY



Month	Adjusted Scheduled Activity (UDA)	
	2017	2018
April	880	305
May	2,785	2,213
June	4,207	4,015
July	7,288	6,516
August	9,311	8,389
September	11,473	10,233
October	13,802	
November	16,810	
December	18,875	
January	20,202	
February	22,391	
March	25,403	
April	27,265	
May	27,279	
June	27,279	

QUALITY

	Quantity	Base Number	Contract	AT	Region	England
% of FP17s for the same patient ID Re-attending within 3 months - Children	58	880	6.6%	11.4%	12.8%	11.9%
% of FP17s for the same patient ID Re-attending within 3 months - Adults	358	2,927	12.2%	17.1%	16.5%	15.9%
% of FP17s for the same patient ID Re-attending between 3 & 9 months - Children	410	880	46.6%	53.9%	59.7%	58.1%
% of FP17s for the same patient ID Re-attending between 3 & 9 months - Adults	1,305	2,927	44.6%	44.5%	53.0%	50.6%
% of FP17s for Band 1 Urgent Courses	266	3,291	8.1%	11.9%	9.2%	9.1%
% of FP17s Relating to Free Repair or Replacements	21	3,291	0.6%	0.9%	1.0%	0.8%
% of FP17s Relating to Continuations	19	3,291	0.6%	1.3%	1.2%	1.1%
% of Patients satisfied with the dentistry they have received	20	21	95.2%	91.2%	91.6%	91.4%
% of Patients satisfied with the time they had to wait for an appointment	21	21	100.0%	87.6%	88.1%	87.7%

* This is based on patients treated on this contract for their most recent course of treatment. Figures in italics indicate the base number of FP17s or Patient Questionnaire responses are less than 100. N/A is shown where the base number of responses is less than 10 during the period. % is calculated as Quantity/Base number*100

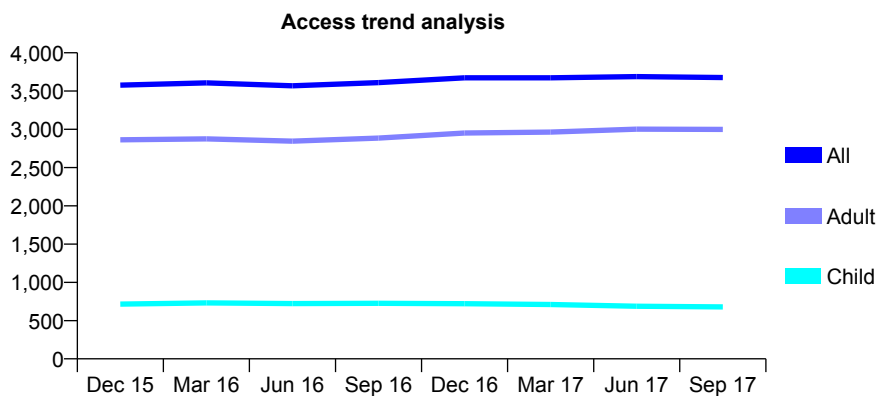
Q48 - Vital Signs At a Glance Contract Report for 161500/0001 - September 2017

Name or company name	T & T Dental
Contract type name	GDS Contract
Purpose of contract	General
Contract start date	01/04/2010
Contract end date	

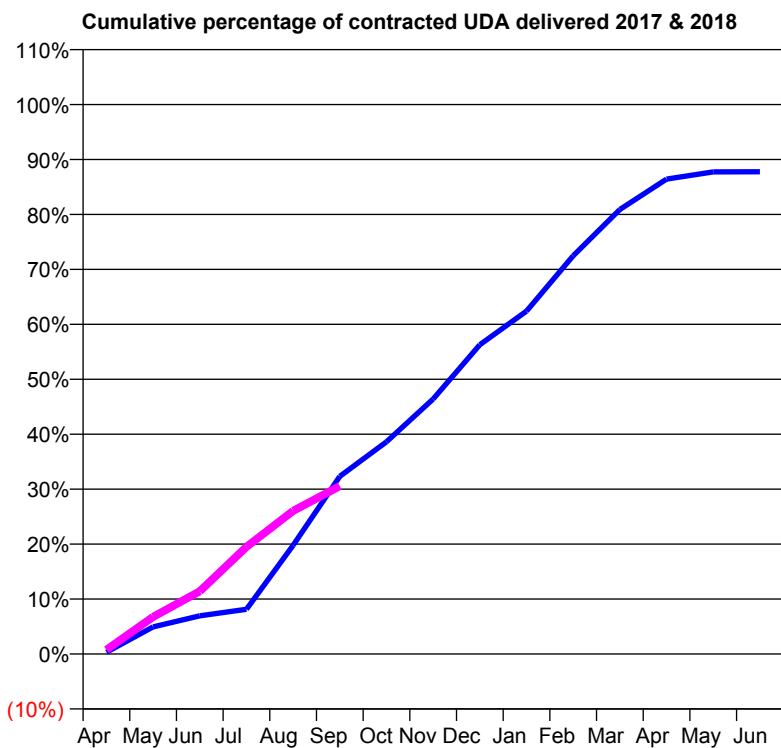
17/18 Contracted general activity (UDA)	13,652
Carry forward general activity (UDA)	0
17/18 Contracted orthodontic activity (UOA)	0
Carry forward orthodontic activity (UOA)	0
Baseline contract value	£352,235.17

ACCESS*

Patients seen in 24 months	Total	Change since previous quarter
Quarter ending September 2016	3,611	
Quarter ending December 2016	3,673	→
Quarter ending March 2017	3,673	→
Quarter ending June 2017	3,689	→
Quarter ending September 2017	3,677	→
Variance since September 2016	1.8%	→



ACTIVITY



Month	Adjusted Scheduled Activity (UDA)	
	2017	2018
April	44	103
May	675	924
June	949	1,559
July	1,112	2,662
August	2,702	3,558
September	4,415	4,173
October	5,271	
November	6,338	
December	7,683	
January	8,518	
February	9,894	
March	11,044	
April	11,799	
May	11,978	
June	11,981	

QUALITY

	Quantity	Base Number	Contract	AT	Region	England
% of FP17s for the same patient ID Re-attending within 3 months - Children	59	435	13.6%	11.4%	12.8%	11.9%
% of FP17s for the same patient ID Re-attending within 3 months - Adults	331	1,848	17.9%	17.1%	16.5%	15.9%
% of FP17s for the same patient ID Re-attending between 3 & 9 months - Children	207	435	47.6%	53.9%	59.7%	58.1%
% of FP17s for the same patient ID Re-attending between 3 & 9 months - Adults	931	1,848	50.4%	44.5%	53.0%	50.6%
% of FP17s for Band 1 Urgent Courses	233	1,807	12.9%	11.9%	9.2%	9.1%
% of FP17s Relating to Free Repair or Replacements	25	1,807	1.4%	0.9%	1.0%	0.8%
% of FP17s Relating to Continuations	19	1,807	1.1%	1.3%	1.2%	1.1%
% of Patients satisfied with the dentistry they have received	15	15	100.0%	91.2%	91.6%	91.4%
% of Patients satisfied with the time they had to wait for an appointment	15	15	100.0%	87.6%	88.1%	87.7%

* This is based on patients treated on this contract for their most recent course of treatment. Figures in italics indicate the base number of FP17s or Patient Questionnaire responses are less than 100. N/A is shown where the base number of responses is less than 10 during the period. % is calculated as Quantity/Base number*100

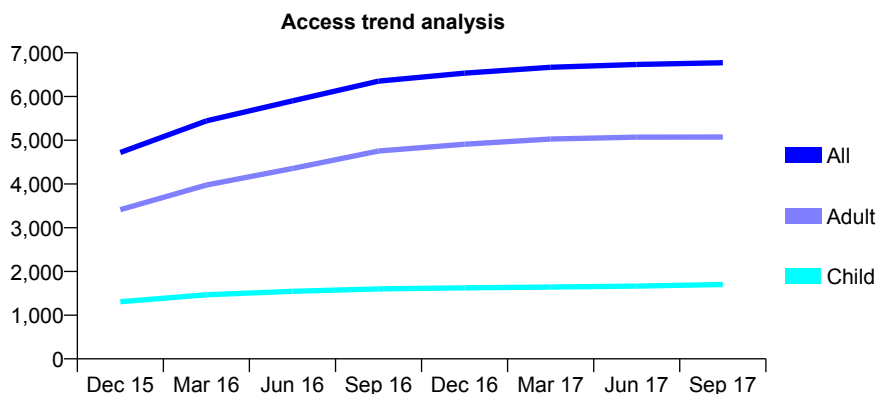
Q48 - Vital Signs At a Glance Contract Report for 165239/0001 - September 2017

Name or company name	Ventre & Ventre Limited
Contract type name	GDS Contract
Purpose of contract	General and Orthodontic
Contract start date	01/11/2014
Contract end date	

17/18 Contracted general activity (UDA)	24,387
Carry forward general activity (UDA)	0
17/18 Contracted orthodontic activity (UOA)	400
Carry forward orthodontic activity (UOA)	0
Baseline contract value	£788,045.18

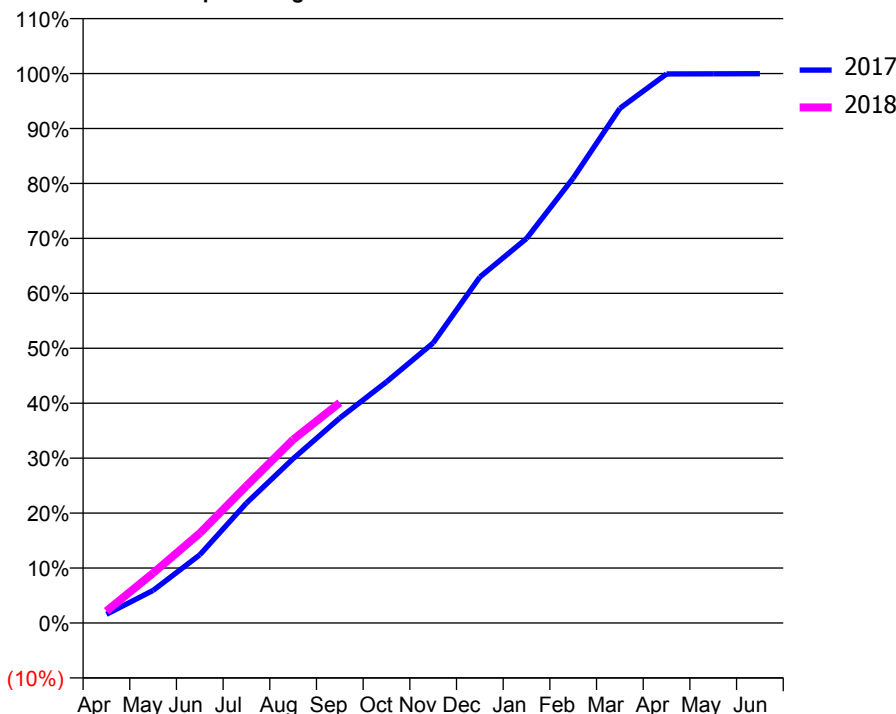
ACCESS*

Patients seen in 24 months	Total	Change since previous quarter
Quarter ending September 2016	6,353	
Quarter ending December 2016	6,535	↑
Quarter ending March 2017	6,669	↑
Quarter ending June 2017	6,734	→
Quarter ending September 2017	6,774	→
Variance since September 2016	6.6%	↑



ACTIVITY

Cumulative percentage of contracted UDA delivered 2017 & 2018



Month	Adjusted Scheduled Activity (UDA)	
	2017	2018
April	385	530
May	1,441	2,219
June	3,021	3,984
July	5,311	6,089
August	7,277	8,140
September	9,074	9,778
October	10,679	
November	12,398	
December	15,316	
January	17,019	
February	19,694	
March	22,782	
April	24,308	
May	24,314	
June	24,318	

QUALITY

	Quantity	Base Number	Contract	AT	Region	England
% of FP17s for the same patient ID Re-attending within 3 months - Children	176	1,158	15.2%	11.4%	12.8%	11.9%
% of FP17s for the same patient ID Re-attending within 3 months - Adults	690	3,077	22.4%	17.1%	16.5%	15.9%
% of FP17s for the same patient ID Re-attending between 3 & 9 months - Children	532	1,158	45.9%	53.9%	59.7%	58.1%
% of FP17s for the same patient ID Re-attending between 3 & 9 months - Adults	1,108	3,077	36.0%	44.5%	53.0%	50.6%
% of FP17s for Band 1 Urgent Courses	834	3,830	21.8%	11.9%	9.2%	9.1%
% of FP17s Relating to Free Repair or Replacements	56	3,830	1.5%	0.9%	1.0%	0.8%
% of FP17s Relating to Continuations	39	3,830	1.0%	1.3%	1.2%	1.1%
% of Patients satisfied with the dentistry they have received	9	9	N/A	91.2%	91.6%	91.4%
% of Patients satisfied with the time they had to wait for an appointment	8	9	N/A	87.6%	88.1%	87.7%

* This is based on patients treated on this contract for their most recent course of treatment. Figures in italics indicate the base number of FP17s or Patient Questionnaire responses are less than 100. N/A is shown where the base number of responses is less than 10 during the period. % is calculated as Quantity/Base number*100

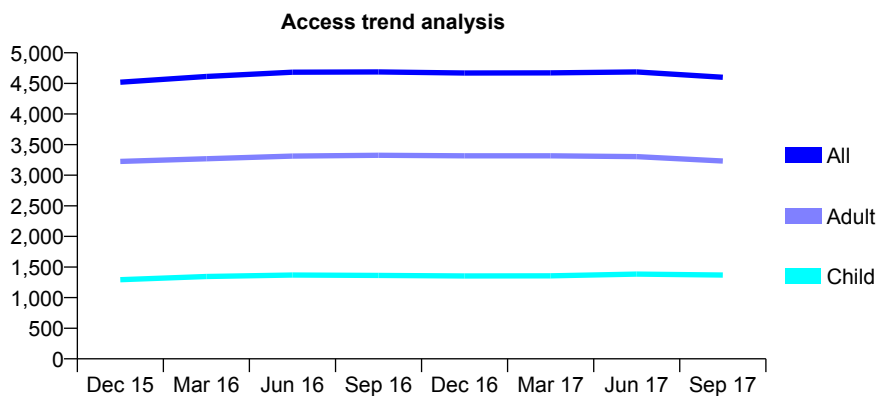
Q48 - Vital Signs At a Glance Contract Report for 166731/0001 - September 2017

Name or company name	Dental Elements
Contract type name	GDS Contract
Purpose of contract	General
Contract start date	30/03/2012
Contract end date	

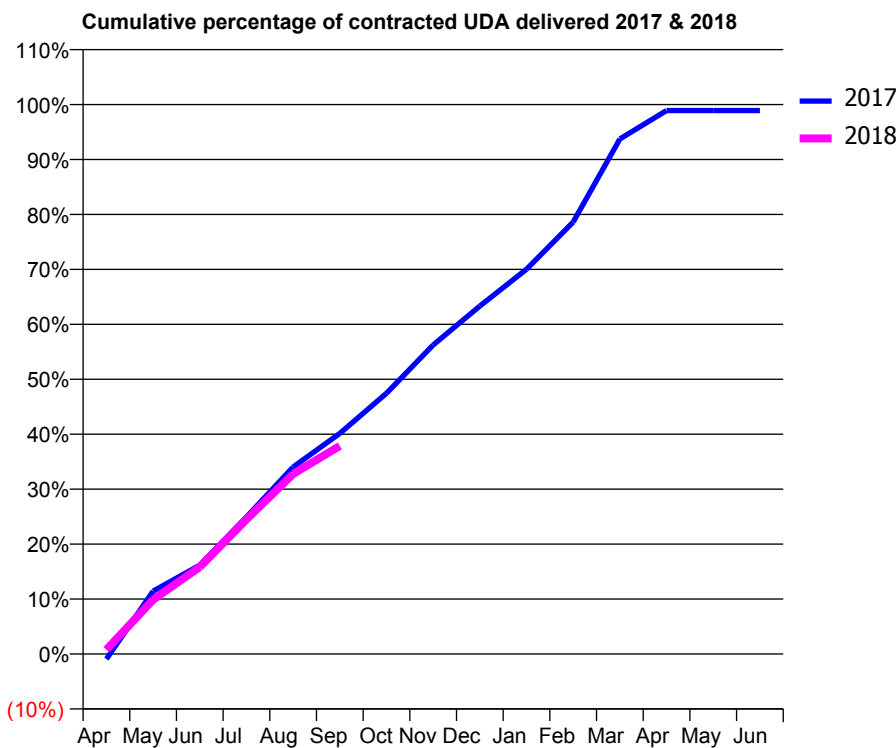
17/18 Contracted general activity (UDA)	13,000
Carry forward general activity (UDA)	143
17/18 Contracted orthodontic activity (UOA)	0
Carry forward orthodontic activity (UOA)	0
Baseline contract value	£389,425.18

ACCESS*

Patients seen in 24 months	Total	Change since previous quarter
Quarter ending September 2016	4,688	
Quarter ending December 2016	4,671	→
Quarter ending March 2017	4,673	→
Quarter ending June 2017	4,687	→
Quarter ending September 2017	4,601	↓
Variance since September 2016	(1.9%)	↓



ACTIVITY



Month	Adjusted Scheduled Activity (UDA)	
	2017	2018
April	-120	102
May	1,487	1,284
June	2,104	2,057
July	3,241	3,184
August	4,424	4,261
September	5,221	4,923
October	6,170	
November	7,312	
December	8,231	
January	9,103	
February	10,219	
March	12,184	
April	12,857	
May	12,857	
June	12,857	

QUALITY

	Quantity	Base Number	Contract	AT	Region	England
% of FP17s for the same patient ID Re-attending within 3 months - Children	154	1,021	15.1%	11.4%	12.8%	11.9%
% of FP17s for the same patient ID Re-attending within 3 months - Adults	283	1,744	16.2%	17.1%	16.5%	15.9%
% of FP17s for the same patient ID Re-attending between 3 & 9 months - Children	550	1,021	53.9%	53.9%	59.7%	58.1%
% of FP17s for the same patient ID Re-attending between 3 & 9 months - Adults	829	1,744	47.5%	44.5%	53.0%	50.6%
% of FP17s for Band 1 Urgent Courses	127	2,446	5.2%	11.9%	9.2%	9.1%
% of FP17s Relating to Free Repair or Replacements	40	2,446	1.6%	0.9%	1.0%	0.8%
% of FP17s Relating to Continuations	71	2,446	2.9%	1.3%	1.2%	1.1%
% of Patients satisfied with the dentistry they have received	8	8	N/A	91.2%	91.6%	91.4%
% of Patients satisfied with the time they had to wait for an appointment	8	8	N/A	87.6%	88.1%	87.7%

* This is based on patients treated on this contract for their most recent course of treatment. Figures in italics indicate the base number of FP17s or Patient Questionnaire responses are less than 100. N/A is shown where the base number of responses is less than 10 during the period. % is calculated as Quantity/Base number*100

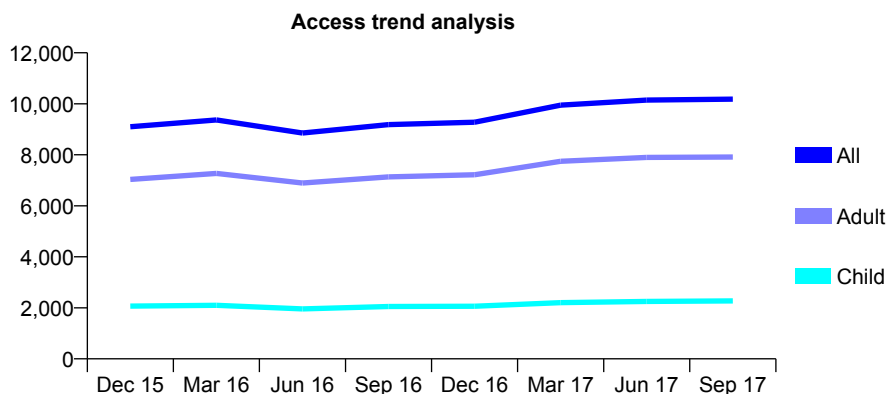
Q48 - Vital Signs At a Glance Contract Report for 169196/0001 - September 2017

Name or company name	Zein and Alraslani
Contract type name	GDS Contract
Purpose of contract	General
Contract start date	01/06/2012
Contract end date	

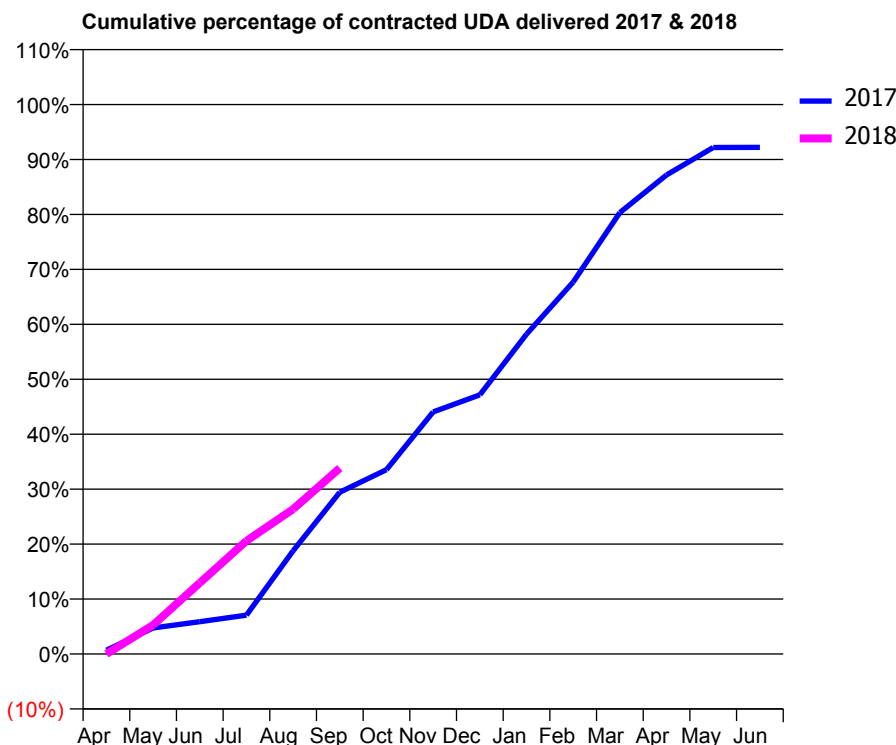
17/18 Contracted general activity (UDA)	34,141
Carry forward general activity (UDA)	0
17/18 Contracted orthodontic activity (UOA)	0
Carry forward orthodontic activity (UOA)	0
Baseline contract value	£919,149.51

ACCESS*

Patients seen in 24 months	Total	Change since previous quarter
Quarter ending September 2016	9,185	
Quarter ending December 2016	9,279	→
Quarter ending March 2017	9,947	↑
Quarter ending June 2017	10,149	↑
Quarter ending September 2017	10,183	→
Variance since September 2016	10.9%	↑



ACTIVITY



Month	Adjusted Scheduled Activity (UDA)	
	2017	2018
April	236	0
May	1,616	1,801
June	2,006	4,421
July	2,418	7,026
August	6,416	9,002
September	10,055	11,554
October	11,454	
November	15,044	
December	16,100	
January	19,869	
February	23,113	
March	27,427	
April	29,761	
May	31,473	
June	31,477	

QUALITY

	Quantity	Base Number	Contract	AT	Region	England
% of FP17s for the same patient ID Re-attending within 3 months - Children	125	1,272	9.8%	11.4%	12.8%	11.9%
% of FP17s for the same patient ID Re-attending within 3 months - Adults	829	4,224	19.6%	17.1%	16.5%	15.9%
% of FP17s for the same patient ID Re-attending between 3 & 9 months - Children	465	1,272	36.6%	53.9%	59.7%	58.1%
% of FP17s for the same patient ID Re-attending between 3 & 9 months - Adults	1,181	4,224	28.0%	44.5%	53.0%	50.6%
% of FP17s for Band 1 Urgent Courses	930	4,170	22.3%	11.9%	9.2%	9.1%
% of FP17s Relating to Free Repair or Replacements	44	4,170	1.1%	0.9%	1.0%	0.8%
% of FP17s Relating to Continuations	44	4,170	1.1%	1.3%	1.2%	1.1%
% of Patients satisfied with the dentistry they have received	19	19	100.0%	91.2%	91.6%	91.4%
% of Patients satisfied with the time they had to wait for an appointment	16	19	84.2%	87.6%	88.1%	87.7%

* This is based on patients treated on this contract for their most recent course of treatment. Figures in italics indicate the base number of FP17s or Patient Questionnaire responses are less than 100. N/A is shown where the base number of responses is less than 10 during the period. % is calculated as Quantity/Base number*100

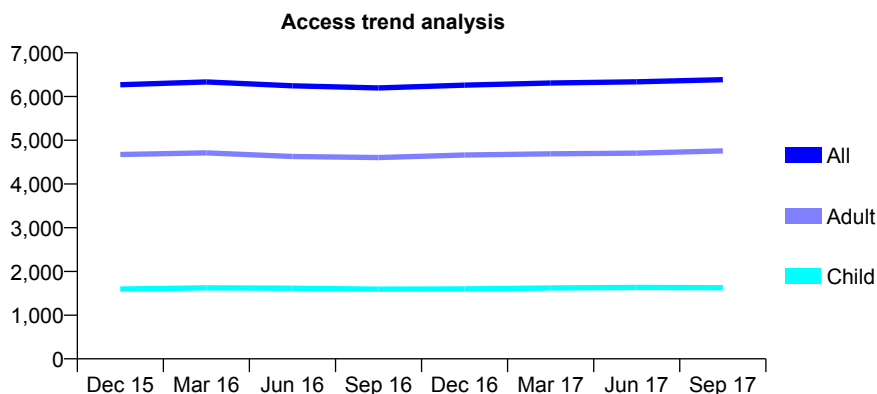
Q48 - Vital Signs At a Glance Contract Report for 170119/0001 - September 2017

Name or company name	Halton Road Family Dental Practice
Contract type name	GDS Contract
Purpose of contract	General
Contract start date	30/03/2012
Contract end date	

17/18 Contracted general activity (UDA)	20,500
Carry forward general activity (UDA)	0
17/18 Contracted orthodontic activity (UOA)	0
Carry forward orthodontic activity (UOA)	0
Baseline contract value	£467,745.40

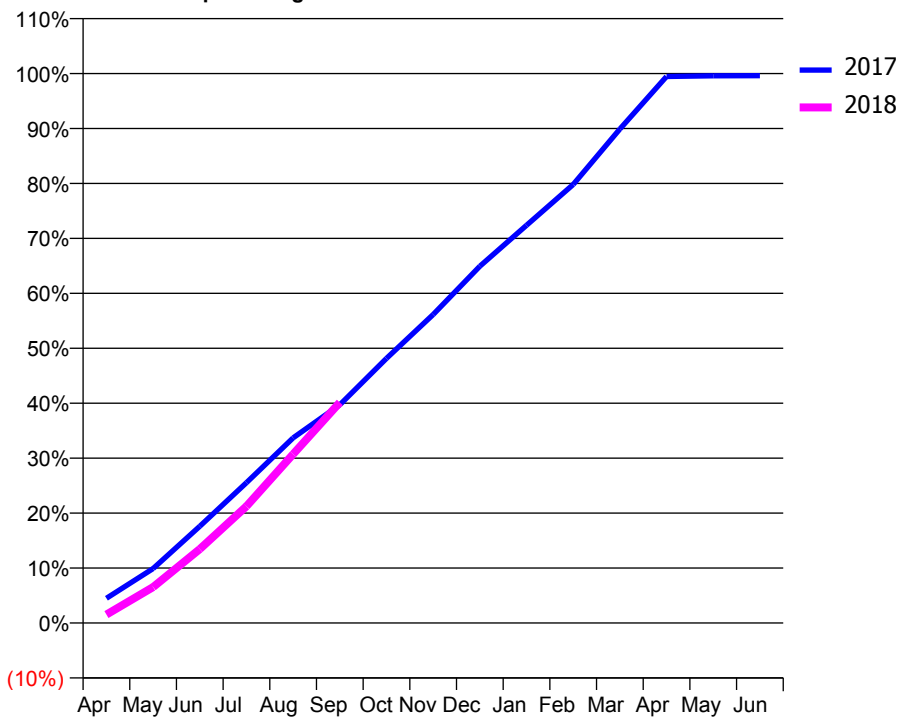
ACCESS*

Patients seen in 24 months	Total	Change since previous quarter
Quarter ending September 2016	6,196	
Quarter ending December 2016	6,260	→
Quarter ending March 2017	6,310	→
Quarter ending June 2017	6,337	→
Quarter ending September 2017	6,384	→
Variance since September 2016	3.0%	↑



ACTIVITY

Cumulative percentage of contracted UDA delivered 2017 & 2018



Month	Adjusted Scheduled Activity (UDA)	
	2017	2018
April	923	318
May	2,030	1,340
June	3,610	2,757
July	5,238	4,355
August	6,908	6,298
September	8,141	8,231
October	9,872	
November	11,508	
December	13,312	
January	14,839	
February	16,361	
March	18,426	
April	20,390	
May	20,415	
June	20,419	

QUALITY

	Quantity	Base Number	Contract	AT	Region	England
% of FP17s for the same patient ID Re-attending within 3 months - Children	71	1,195	5.9%	11.4%	12.8%	11.9%
% of FP17s for the same patient ID Re-attending within 3 months - Adults	433	3,079	14.1%	17.1%	16.5%	15.9%
% of FP17s for the same patient ID Re-attending between 3 & 9 months - Children	628	1,195	52.6%	53.9%	59.7%	58.1%
% of FP17s for the same patient ID Re-attending between 3 & 9 months - Adults	1,461	3,079	47.5%	44.5%	53.0%	50.6%
% of FP17s for Band 1 Urgent Courses	313	3,579	8.7%	11.9%	9.2%	9.1%
% of FP17s Relating to Free Repair or Replacements	26	3,579	0.7%	0.9%	1.0%	0.8%
% of FP17s Relating to Continuations	76	3,579	2.1%	1.3%	1.2%	1.1%
% of Patients satisfied with the dentistry they have received	13	13	100.0%	91.2%	91.6%	91.4%
% of Patients satisfied with the time they had to wait for an appointment	13	13	100.0%	87.6%	88.1%	87.7%

* This is based on patients treated on this contract for their most recent course of treatment. Figures in italics indicate the base number of FP17s or Patient Questionnaire responses are less than 100. N/A is shown where the base number of responses is less than 10 during the period. % is calculated as Quantity/Base number*100

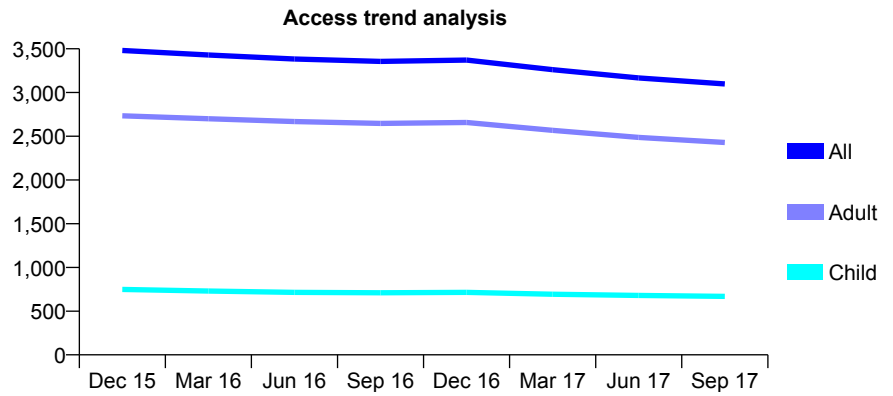
Q48 - Vital Signs At a Glance Contract Report for 170291/0001 - September 2017

Name or company name	Thornton Dental Practice
Contract type name	PDS Contract
Purpose of contract	General
Contract start date	01/04/2011
Contract end date	31/03/2021

17/18 Contracted general activity (UDA)	11,716
Carry forward general activity (UDA)	0
17/18 Contracted orthodontic activity (UOA)	0
Carry forward orthodontic activity (UOA)	0
Baseline contract value	£369,903.07

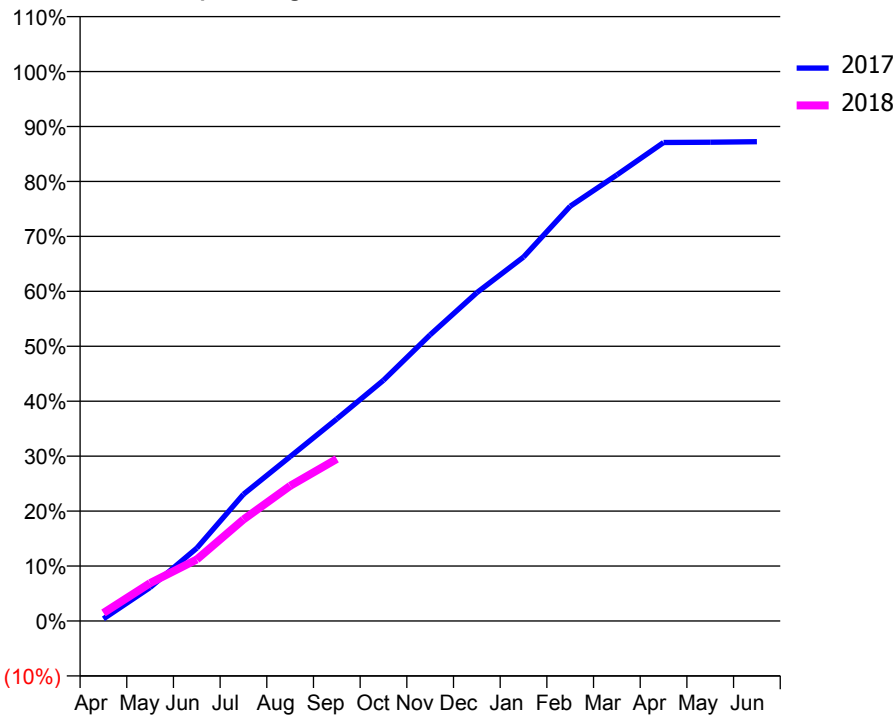
ACCESS*

Patients seen in 24 months	Total	Change since previous quarter
Quarter ending September 2016	3,356	
Quarter ending December 2016	3,371	→
Quarter ending March 2017	3,261	↓
Quarter ending June 2017	3,167	↓
Quarter ending September 2017	3,098	↓
Variance since September 2016	(7.7%)	↓



ACTIVITY

Cumulative percentage of contracted UDA delivered 2017 & 2018



Month	Adjusted Scheduled Activity (UDA)	
	2017	2018
April	47	173
May	714	809
June	1,553	1,313
July	2,704	2,166
August	3,505	2,882
September	4,308	3,457
October	5,134	
November	6,104	
December	7,000	
January	7,760	
February	8,842	
March	9,511	
April	10,203	
May	10,208	
June	10,221	

QUALITY

	Quantity	Base Number	Contract	AT	Region	England
% of FP17s for the same patient ID Re-attending within 3 months - Children	24	387	6.2%	11.4%	12.8%	11.9%
% of FP17s for the same patient ID Re-attending within 3 months - Adults	208	1,375	15.1%	17.1%	16.5%	15.9%
% of FP17s for the same patient ID Re-attending between 3 & 9 months - Children	171	387	44.2%	53.9%	59.7%	58.1%
% of FP17s for the same patient ID Re-attending between 3 & 9 months - Adults	622	1,375	45.2%	44.5%	53.0%	50.6%
% of FP17s for Band 1 Urgent Courses	205	1,515	13.5%	11.9%	9.2%	9.1%
% of FP17s Relating to Free Repair or Replacements	42	1,515	2.8%	0.9%	1.0%	0.8%
% of FP17s Relating to Continuations	27	1,515	1.8%	1.3%	1.2%	1.1%
% of Patients satisfied with the dentistry they have received	4	6	N/A	91.2%	91.6%	91.4%
% of Patients satisfied with the time they had to wait for an appointment	4	6	N/A	87.6%	88.1%	87.7%

* This is based on patients treated on this contract for their most recent course of treatment. Figures in italics indicate the base number of FP17s or Patient Questionnaire responses are less than 100. N/A is shown where the base number of responses is less than 10 during the period. % is calculated as Quantity/Base number*100

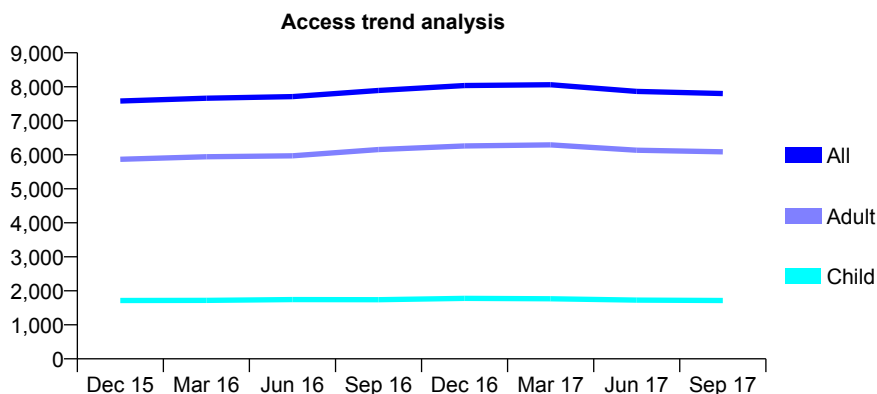
Q48 - Vital Signs At a Glance Contract Report for 171220/0001 - September 2017

Name or company name	L G Woodgate Ltd
Contract type name	GDS Contract
Purpose of contract	General
Contract start date	01/01/2011
Contract end date	

17/18 Contracted general activity (UDA)	27,000
Carry forward general activity (UDA)	0
17/18 Contracted orthodontic activity (UOA)	0
Carry forward orthodontic activity (UOA)	0
Baseline contract value	£665,701.53

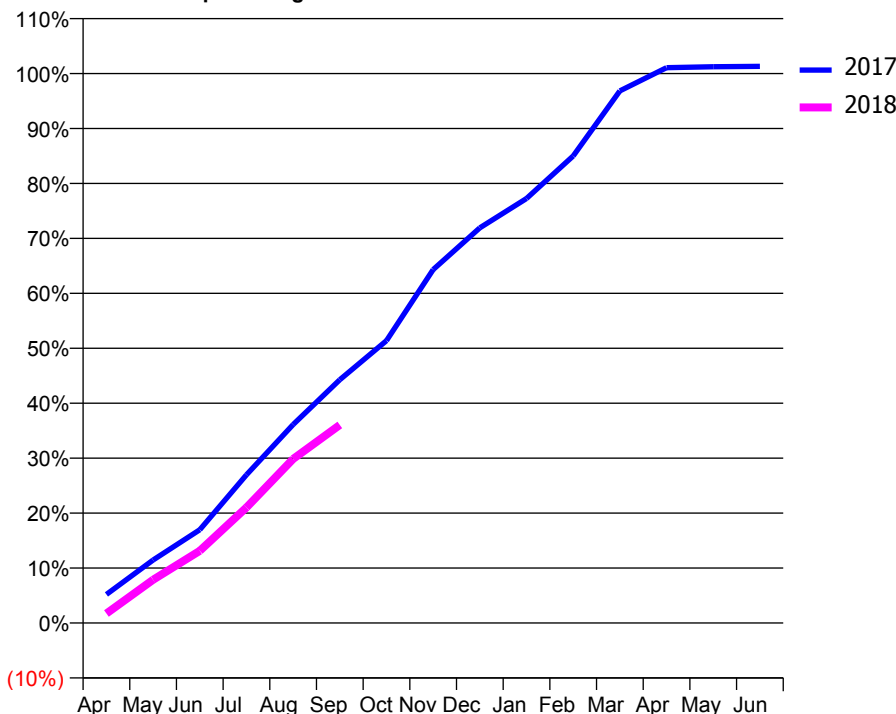
ACCESS*

Patients seen in 24 months	Total	Change since previous quarter
Quarter ending September 2016	7,894	
Quarter ending December 2016	8,038	→
Quarter ending March 2017	8,060	→
Quarter ending June 2017	7,863	↓
Quarter ending September 2017	7,802	→
Variance since September 2016	(1.2%)	↓



ACTIVITY

Cumulative percentage of contracted UDA delivered 2017 & 2018



Adjusted Scheduled Activity (UDA)

Month	2017	2018
April	1,407	467
May	3,099	2,128
June	4,585	3,550
July	7,280	5,676
August	9,755	8,063
September	11,955	9,732
October	13,876	
November	17,366	
December	19,415	
January	20,860	
February	22,948	
March	26,145	
April	27,288	
May	27,330	
June	27,352	

QUALITY

	Quantity	Base Number	Contract	AT	Region	England
% of FP17s for the same patient ID Re-attending within 3 months - Children	98	1,264	7.8%	11.4%	12.8%	11.9%
% of FP17s for the same patient ID Re-attending within 3 months - Adults	656	3,529	18.6%	17.1%	16.5%	15.9%
% of FP17s for the same patient ID Re-attending between 3 & 9 months - Children	829	1,264	65.6%	53.9%	59.7%	58.1%
% of FP17s for the same patient ID Re-attending between 3 & 9 months - Adults	1,785	3,529	50.6%	44.5%	53.0%	50.6%
% of FP17s for Band 1 Urgent Courses	705	4,313	16.3%	11.9%	9.2%	9.1%
% of FP17s Relating to Free Repair or Replacements	150	4,313	3.5%	0.9%	1.0%	0.8%
% of FP17s Relating to Continuations	8	4,313	0.2%	1.3%	1.2%	1.1%
% of Patients satisfied with the dentistry they have received	11	12	91.7%	91.2%	91.6%	91.4%
% of Patients satisfied with the time they had to wait for an appointment	12	12	100.0%	87.6%	88.1%	87.7%

* This is based on patients treated on this contract for their most recent course of treatment. Figures in italics indicate the base number of FP17s or Patient Questionnaire responses are less than 100. N/A is shown where the base number of responses is less than 10 during the period. % is calculated as Quantity/Base number*100

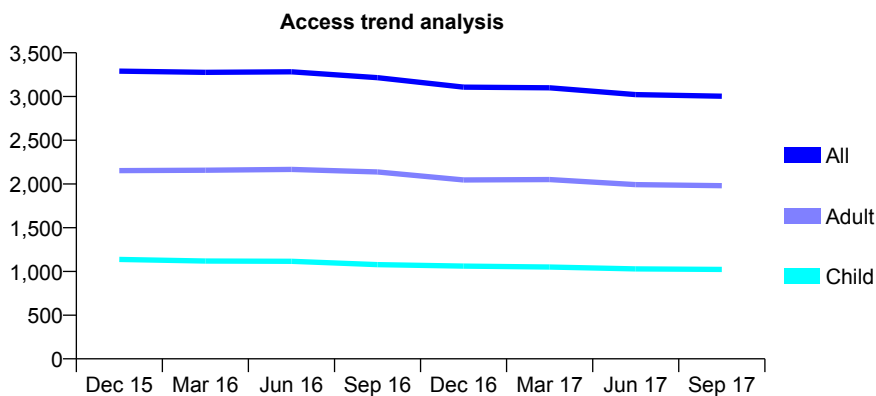
Q48 - Vital Signs At a Glance Contract Report for 171808/0001 - September 2017

Name or company name	Hunts Cross D C Limited
Contract type name	GDS Contract
Purpose of contract	General
Contract start date	01/11/2011
Contract end date	

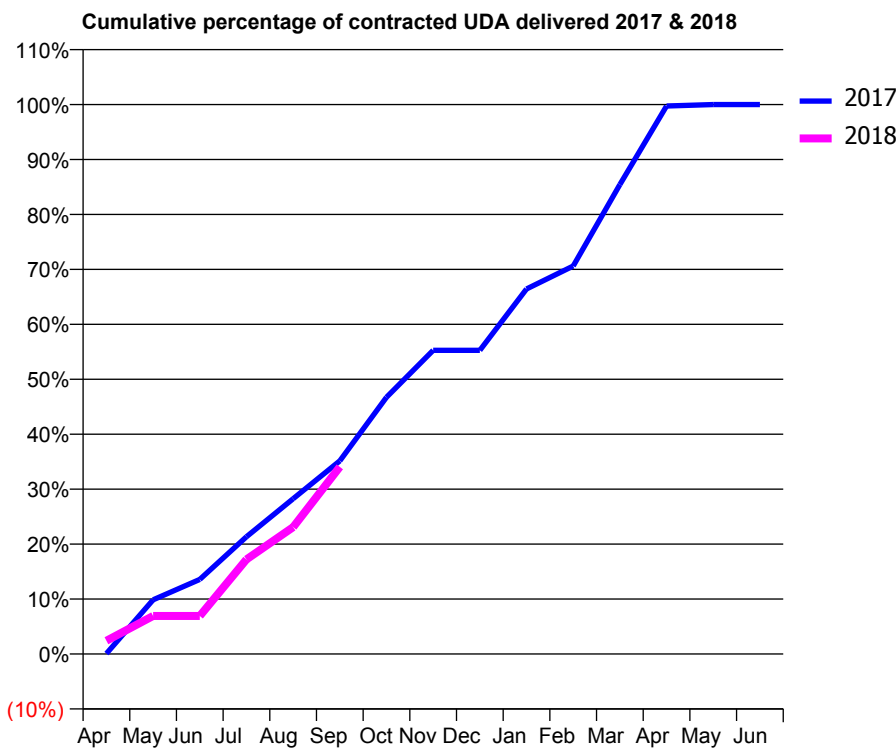
17/18 Contracted general activity (UDA)	7,129
Carry forward general activity (UDA)	0
17/18 Contracted orthodontic activity (UOA)	0
Carry forward orthodontic activity (UOA)	0
Baseline contract value	£187,213.39

ACCESS*

Patients seen in 24 months	Total	Change since previous quarter
Quarter ending September 2016	3,215	
Quarter ending December 2016	3,107	↓
Quarter ending March 2017	3,100	→
Quarter ending June 2017	3,022	↓
Quarter ending September 2017	3,004	→
Variance since September 2016	(6.6%)	↓



ACTIVITY



Month	Adjusted Scheduled Activity (UDA)	
	2017	2018
April	6	172
May	706	495
June	970	495
July	1,526	1,227
August	2,020	1,646
September	2,513	2,429
October	3,340	
November	3,951	
December	3,951	
January	4,751	
February	5,049	
March	6,109	
April	7,130	
May	7,150	
June	7,150	

QUALITY

	Quantity	Base Number	Contract	AT	Region	England
% of FP17s for the same patient ID Re-attending within 3 months - Children	105	797	13.2%	11.4%	12.8%	11.9%
% of FP17s for the same patient ID Re-attending within 3 months - Adults	197	1,180	16.7%	17.1%	16.5%	15.9%
% of FP17s for the same patient ID Re-attending between 3 & 9 months - Children	437	797	54.8%	53.9%	59.7%	58.1%
% of FP17s for the same patient ID Re-attending between 3 & 9 months - Adults	488	1,180	41.4%	44.5%	53.0%	50.6%
% of FP17s for Band 1 Urgent Courses	166	1,160	14.3%	11.9%	9.2%	9.1%
% of FP17s Relating to Free Repair or Replacements	21	1,160	1.8%	0.9%	1.0%	0.8%
% of FP17s Relating to Continuations	6	1,160	0.5%	1.3%	1.2%	1.1%
% of Patients satisfied with the dentistry they have received	2	2	N/A	91.2%	91.6%	91.4%
% of Patients satisfied with the time they had to wait for an appointment	1	2	N/A	87.6%	88.1%	87.7%

* This is based on patients treated on this contract for their most recent course of treatment. Figures in italics indicate the base number of FP17s or Patient Questionnaire responses are less than 100. N/A is shown where the base number of responses is less than 10 during the period. % is calculated as Quantity/Base number*100

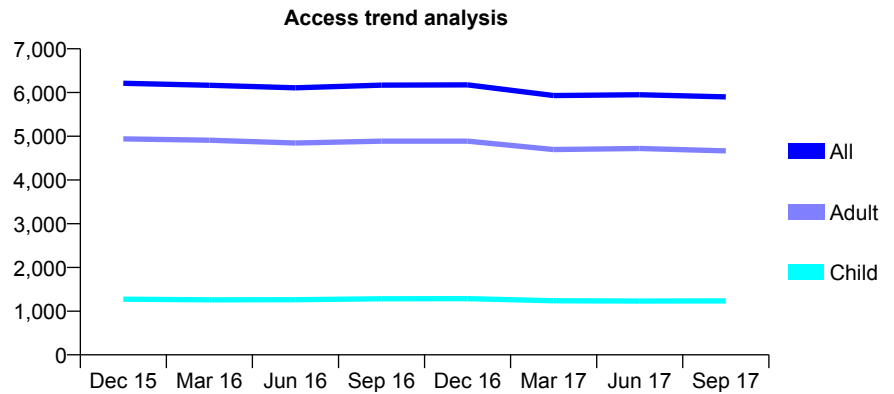
Q48 - Vital Signs At a Glance Contract Report for 171859/0002 - September 2017

Name or company name	Oak Dental Care Limited
Contract type name	GDS Contract
Purpose of contract	General and Orthodontic
Contract start date	01/09/2007
Contract end date	

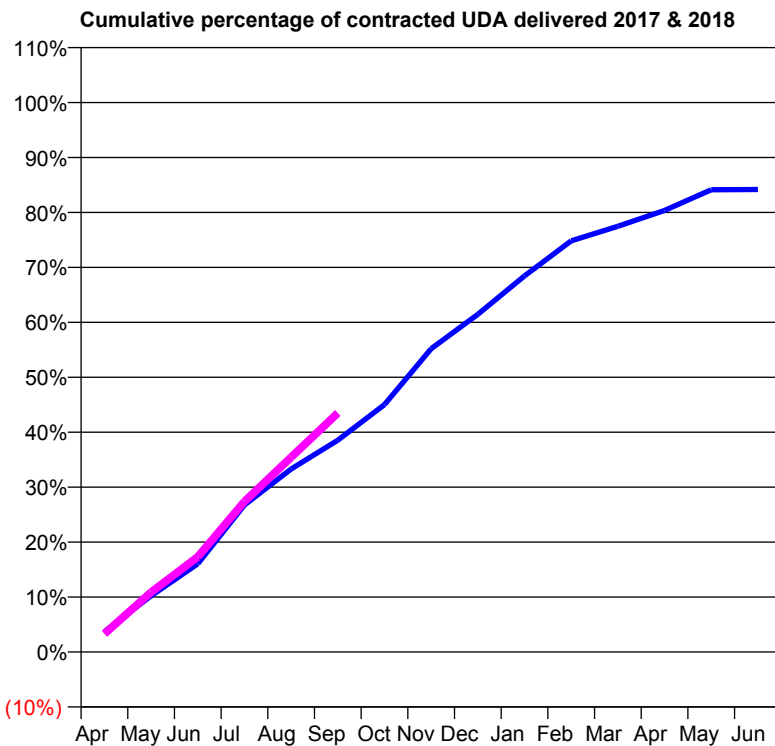
17/18 Contracted general activity (UDA)	17,780
Carry forward general activity (UDA)	0
17/18 Contracted orthodontic activity (UOA)	300
Carry forward orthodontic activity (UOA)	0
Baseline contract value	£536,094.48

ACCESS*

Patients seen in 24 months	Total	Change since previous quarter
Quarter ending September 2016	6,169	
Quarter ending December 2016	6,176	→
Quarter ending March 2017	5,931	↓
Quarter ending June 2017	5,950	→
Quarter ending September 2017	5,901	→
Variance since September 2016	(4.3%)	↓



ACTIVITY



Month	Adjusted Scheduled Activity (UDA)	
	2017	2018
April	649	589
May	1,791	1,935
June	2,811	3,079
July	4,687	4,870
August	5,834	6,300
September	6,752	7,733
October	7,886	
November	9,669	
December	10,762	
January	11,988	
February	13,108	
March	13,568	
April	14,077	
May	14,735	
June	14,744	

QUALITY

	Quantity	Base Number	Contract	AT	Region	England
% of FP17s for the same patient ID Re-attending within 3 months - Children	95	909	10.5%	11.4%	12.8%	11.9%
% of FP17s for the same patient ID Re-attending within 3 months - Adults	499	2,952	16.9%	17.1%	16.5%	15.9%
% of FP17s for the same patient ID Re-attending between 3 & 9 months - Children	334	909	36.7%	53.9%	59.7%	58.1%
% of FP17s for the same patient ID Re-attending between 3 & 9 months - Adults	934	2,952	31.6%	44.5%	53.0%	50.6%
% of FP17s for Band 1 Urgent Courses	408	3,428	11.9%	11.9%	9.2%	9.1%
% of FP17s Relating to Free Repair or Replacements	28	3,428	0.8%	0.9%	1.0%	0.8%
% of FP17s Relating to Continuations	62	3,428	1.8%	1.3%	1.2%	1.1%
% of Patients satisfied with the dentistry they have received	5	6	N/A	91.2%	91.6%	91.4%
% of Patients satisfied with the time they had to wait for an appointment	5	6	N/A	87.6%	88.1%	87.7%

* This is based on patients treated on this contract for their most recent course of treatment. Figures in italics indicate the base number of FP17s or Patient Questionnaire responses are less than 100. N/A is shown where the base number of responses is less than 10 during the period. % is calculated as Quantity/Base number*100

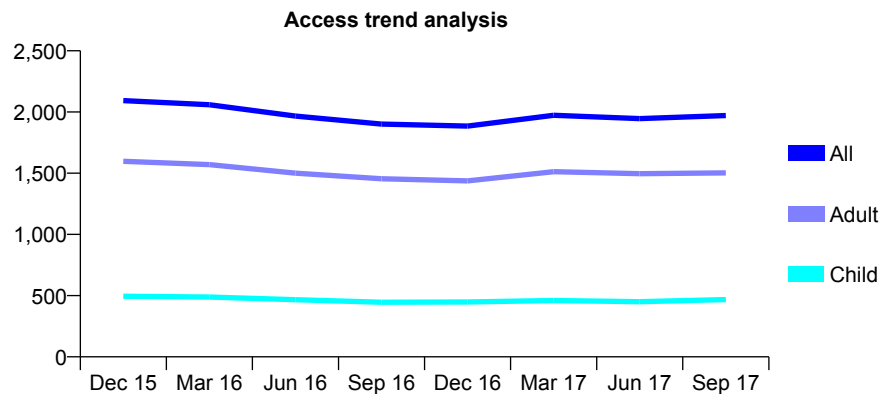
Q48 - Vital Signs At a Glance Contract Report for 171859/0005 - September 2017

Name or company name	Oak Dental Care Limited
Contract type name	GDS Contract
Purpose of contract	General
Contract start date	09/07/2012
Contract end date	

17/18 Contracted general activity (UDA)	6,307
Carry forward general activity (UDA)	238
17/18 Contracted orthodontic activity (UOA)	0
Carry forward orthodontic activity (UOA)	0
Baseline contract value	£189,506.54

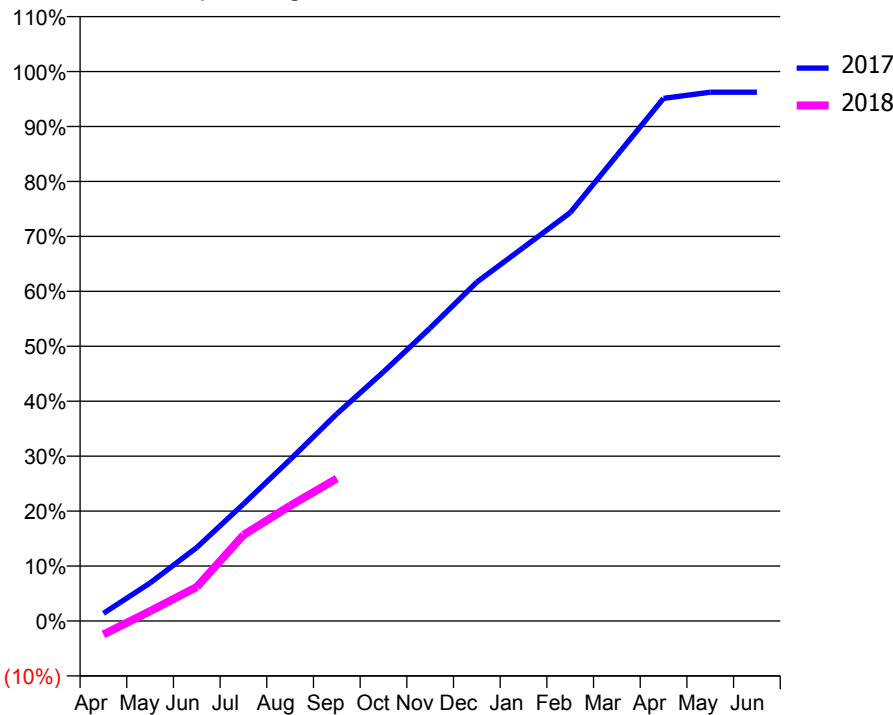
ACCESS*

Patients seen in 24 months	Total	Change since previous quarter
Quarter ending September 2016	1,901	
Quarter ending December 2016	1,885	→
Quarter ending March 2017	1,973	↑
Quarter ending June 2017	1,946	↓
Quarter ending September 2017	1,971	→
Variance since September 2016	3.7%	↑



ACTIVITY

Cumulative percentage of contracted UDA delivered 2017 & 2018



Month	Adjusted Scheduled Activity (UDA)	
	2017	2018
April	88	-156
May	437	114
June	845	391
July	1,343	988
August	1,853	1,323
September	2,378	1,636
October	2,860	
November	3,363	
December	3,890	
January	4,287	
February	4,687	
March	5,343	
April	5,998	
May	6,069	
June	6,069	

QUALITY

	Quantity	Base Number	Contract	AT	Region	England
% of FP17s for the same patient ID Re-attending within 3 months - Children	24	237	10.1%	11.4%	12.8%	11.9%
% of FP17s for the same patient ID Re-attending within 3 months - Adults	128	781	16.4%	17.1%	16.5%	15.9%
% of FP17s for the same patient ID Re-attending between 3 & 9 months - Children	81	237	34.2%	53.9%	59.7%	58.1%
% of FP17s for the same patient ID Re-attending between 3 & 9 months - Adults	252	781	32.3%	44.5%	53.0%	50.6%
% of FP17s for Band 1 Urgent Courses	115	806	14.3%	11.9%	9.2%	9.1%
% of FP17s Relating to Free Repair or Replacements	3	806	0.4%	0.9%	1.0%	0.8%
% of FP17s Relating to Continuations	18	806	2.2%	1.3%	1.2%	1.1%
% of Patients satisfied with the dentistry they have received	4	4	N/A	91.2%	91.6%	91.4%
% of Patients satisfied with the time they had to wait for an appointment	4	4	N/A	87.6%	88.1%	87.7%

* This is based on patients treated on this contract for their most recent course of treatment. Figures in italics indicate the base number of FP17s or Patient Questionnaire responses are less than 100. N/A is shown where the base number of responses is less than 10 during the period. % is calculated as Quantity/Base number*100

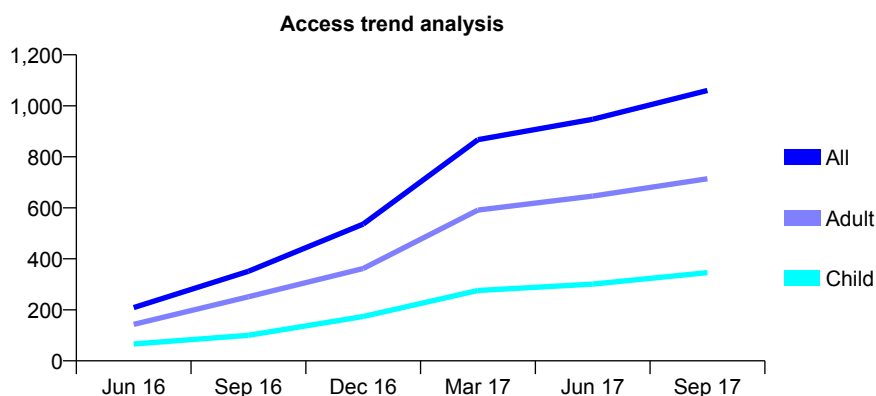
Q48 - Vital Signs At a Glance Contract Report for 174343/0009 - September 2017

Name or company name	Bridgewater Community Healthcare NHS F
Contract type name	PDS Contract
Purpose of contract	General
Contract start date	01/04/2015
Contract end date	31/03/2018

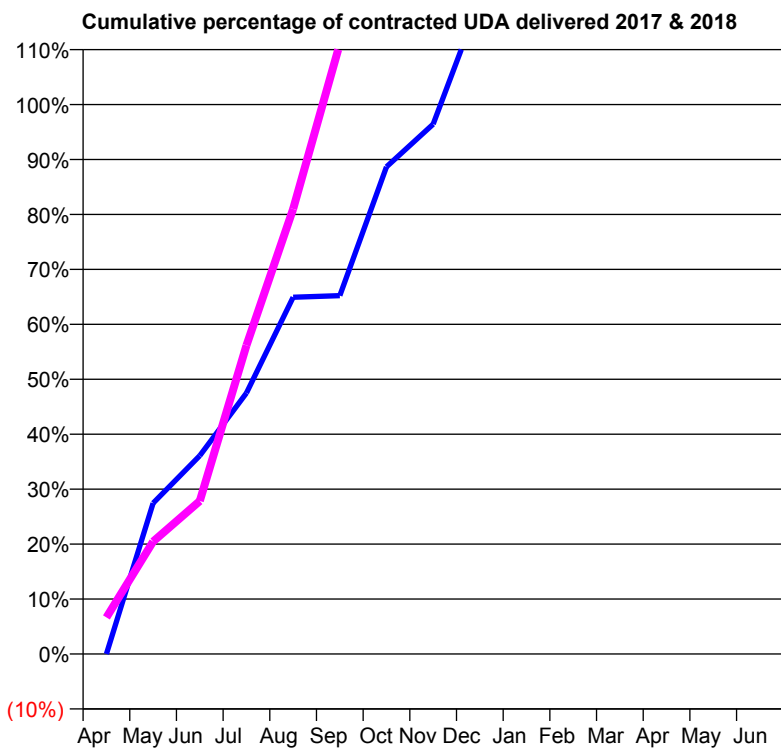
17/18 Contracted general activity (UDA)	992
Carry forward general activity (UDA)	0
17/18 Contracted orthodontic activity (UOA)	0
Carry forward orthodontic activity (UOA)	0
Baseline contract value	£336,886.40

ACCESS*

Patients seen in 24 months	Total	Change since previous quarter
Quarter ending September 2016	351	
Quarter ending December 2016	536	↑
Quarter ending March 2017	867	↑
Quarter ending June 2017	947	↑
Quarter ending September 2017	1,060	↑
Variance since September 2016	202.0%	↑



ACTIVITY



Month	Adjusted Scheduled Activity (UDA)	
	2017	2018
April	0	66
May	272	203
June	358	276
July	471	557
August	644	803
September	647	1,101
October	880	
November	957	
December	1,179	
January	1,404	
February	1,594	
March	2,198	
April	2,414	
May	2,420	
June	2,424	

QUALITY

	Quantity	Base Number	Contract	AT	Region	England
% of FP17s for the same patient ID Re-attending within 3 months - Children	12	311	3.9%	11.4%	12.8%	11.9%
% of FP17s for the same patient ID Re-attending within 3 months - Adults	42	477	8.8%	17.1%	16.5%	15.9%
% of FP17s for the same patient ID Re-attending between 3 & 9 months - Children	77	311	24.8%	53.9%	59.7%	58.1%
% of FP17s for the same patient ID Re-attending between 3 & 9 months - Adults	135	477	28.3%	44.5%	53.0%	50.6%
% of FP17s for Band 1 Urgent Courses	26	640	4.1%	11.9%	9.2%	9.1%
% of FP17s Relating to Free Repair or Replacements	0	640	0.0%	0.9%	1.0%	0.8%
% of FP17s Relating to Continuations	1	640	0.2%	1.3%	1.2%	1.1%
% of Patients satisfied with the dentistry they have received	0	0	N/A	91.2%	91.6%	91.4%
% of Patients satisfied with the time they had to wait for an appointment	0	0	N/A	87.6%	88.1%	87.7%

* This is based on patients treated on this contract for their most recent course of treatment. Figures in italics indicate the base number of FP17s or Patient Questionnaire responses are less than 100. N/A is shown where the base number of responses is less than 10 during the period. % is calculated as Quantity/Base number*100

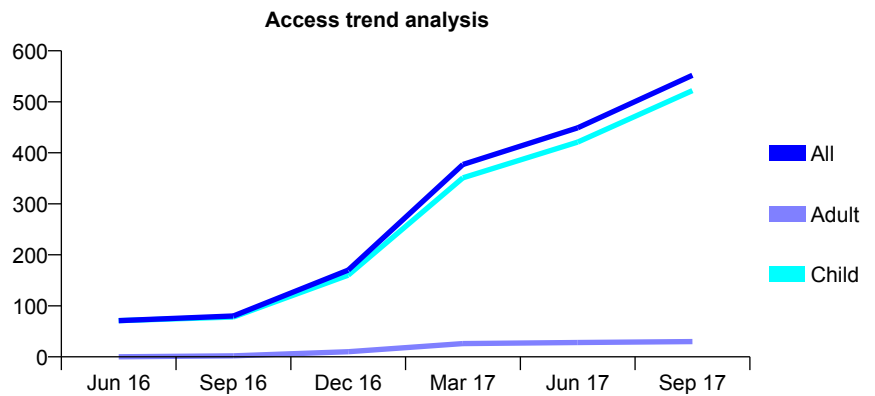
Q48 - Vital Signs At a Glance Contract Report for 174343/0010 - September 2017

Name or company name	Bridgewater Community Healthcare NHS F
Contract type name	PDS Contract
Purpose of contract	General
Contract start date	01/04/2015
Contract end date	31/03/2018

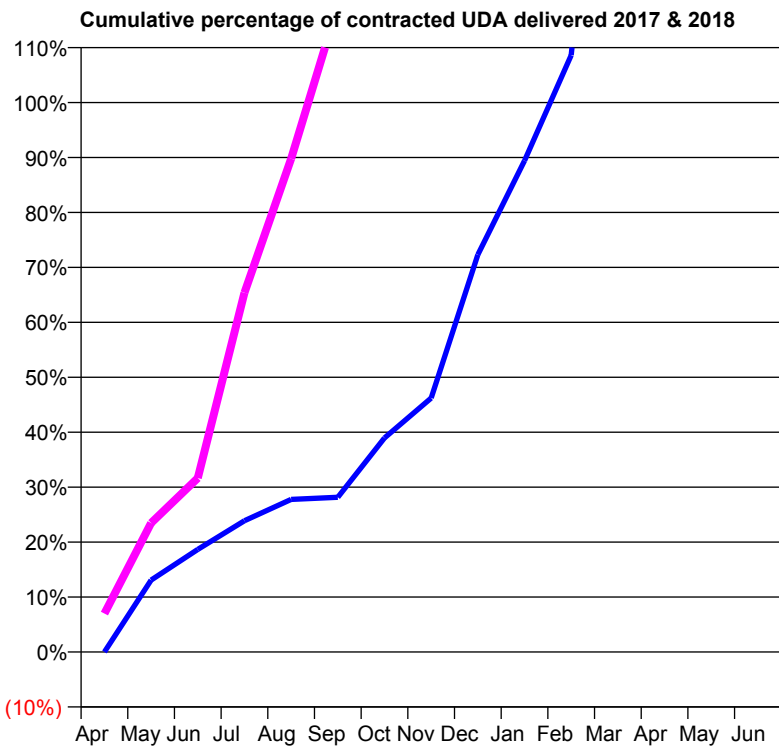
17/18 Contracted general activity (UDA)	771
Carry forward general activity (UDA)	0
17/18 Contracted orthodontic activity (UOA)	0
Carry forward orthodontic activity (UOA)	0
Baseline contract value	£642,186.59

ACCESS*

Patients seen in 24 months	Total	Change since previous quarter
Quarter ending September 2016	80	
Quarter ending December 2016	170	↑
Quarter ending March 2017	377	↑
Quarter ending June 2017	449	↑
Quarter ending September 2017	552	↑
Variance since September 2016	590.0%	↑



ACTIVITY



Month	Adjusted Scheduled Activity (UDA)	
	2017	2018
April	0	54
May	101	181
June	144	244
July	184	504
August	214	692
September	217	906
October	300	
November	356	
December	557	
January	689	
February	837	
March	1,410	
April	1,725	
May	1,728	
June	1,728	

QUALITY

	Quantity	Base Number	Contract	AT	Region	England
% of FP17s for the same patient ID Re-attending within 3 months - Children	1	465	0.2%	11.4%	12.8%	11.9%
% of FP17s for the same patient ID Re-attending within 3 months - Adults	2	25	8.0%	17.1%	16.5%	15.9%
% of FP17s for the same patient ID Re-attending between 3 & 9 months - Children	1	465	0.2%	53.9%	59.7%	58.1%
% of FP17s for the same patient ID Re-attending between 3 & 9 months - Adults	1	25	4.0%	44.5%	53.0%	50.6%
% of FP17s for Band 1 Urgent Courses	2	359	0.6%	11.9%	9.2%	9.1%
% of FP17s Relating to Free Repair or Replacements	0	359	0.0%	0.9%	1.0%	0.8%
% of FP17s Relating to Continuations	0	359	0.0%	1.3%	1.2%	1.1%
% of Patients satisfied with the dentistry they have received	1	1	N/A	91.2%	91.6%	91.4%
% of Patients satisfied with the time they had to wait for an appointment	1	1	N/A	87.6%	88.1%	87.7%

* This is based on patients treated on this contract for their most recent course of treatment. Figures in italics indicate the base number of FP17s or Patient Questionnaire responses are less than 100. N/A is shown where the base number of responses is less than 10 during the period. % is calculated as Quantity/Base number*100

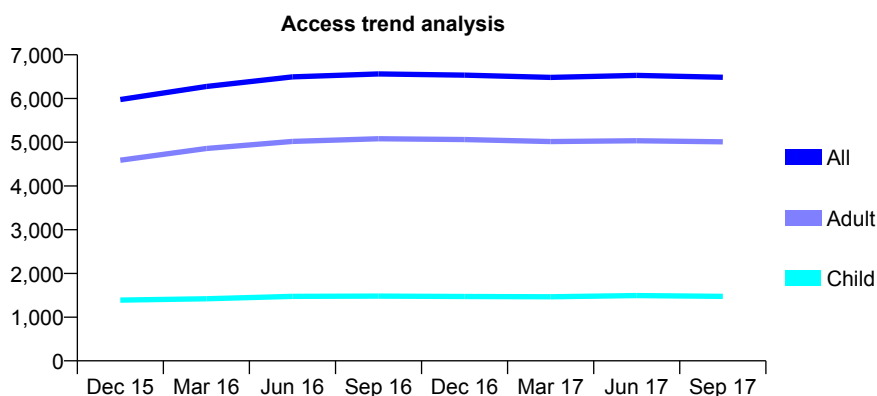
Q48 - Vital Signs At a Glance Contract Report for 176613/0001 - September 2017

Name or company name	Cromer House Dental Practice Limited
Contract type name	GDS Contract
Purpose of contract	General
Contract start date	01/05/2014
Contract end date	

17/18 Contracted general activity (UDA)	19,995
Carry forward general activity (UDA)	0
17/18 Contracted orthodontic activity (UOA)	0
Carry forward orthodontic activity (UOA)	0
Baseline contract value	£517,156.07

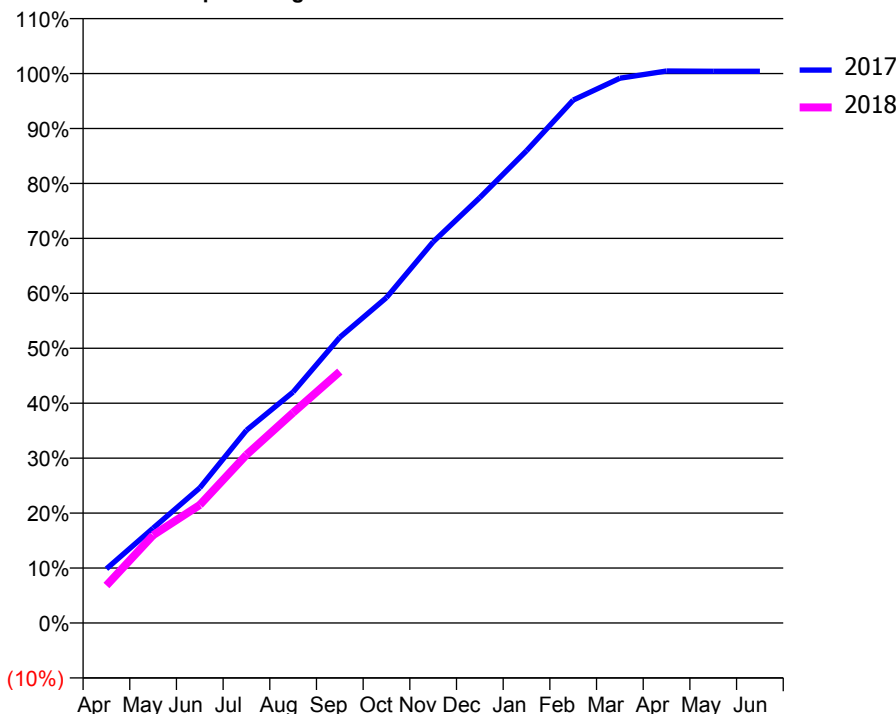
ACCESS*

Patients seen in 24 months	Total	Change since previous quarter
Quarter ending September 2016	6,562	
Quarter ending December 2016	6,536	→
Quarter ending March 2017	6,484	→
Quarter ending June 2017	6,529	→
Quarter ending September 2017	6,485	→
Variance since September 2016	(1.2%)	↓



ACTIVITY

Cumulative percentage of contracted UDA delivered 2017 & 2018



Month	Adjusted Scheduled Activity (UDA)	
	2017	2018
April	2,010	1,368
May	3,524	3,194
June	5,017	4,295
July	7,155	6,122
August	8,574	7,656
September	10,605	9,148
October	12,077	
November	14,145	
December	15,790	
January	17,525	
February	19,407	
March	20,220	
April	20,488	
May	20,478	
June	20,479	

QUALITY

	Quantity	Base Number	Contract	AT	Region	England
% of FP17s for the same patient ID Re-attending within 3 months - Children	137	1,028	13.3%	11.4%	12.8%	11.9%
% of FP17s for the same patient ID Re-attending within 3 months - Adults	501	2,999	16.7%	17.1%	16.5%	15.9%
% of FP17s for the same patient ID Re-attending between 3 & 9 months - Children	510	1,028	49.6%	53.9%	59.7%	58.1%
% of FP17s for the same patient ID Re-attending between 3 & 9 months - Adults	1,357	2,999	45.2%	44.5%	53.0%	50.6%
% of FP17s for Band 1 Urgent Courses	461	3,887	11.9%	11.9%	9.2%	9.1%
% of FP17s Relating to Free Repair or Replacements	34	3,887	0.9%	0.9%	1.0%	0.8%
% of FP17s Relating to Continuations	43	3,887	1.1%	1.3%	1.2%	1.1%
% of Patients satisfied with the dentistry they have received	20	20	100.0%	91.2%	91.6%	91.4%
% of Patients satisfied with the time they had to wait for an appointment	18	20	90.0%	87.6%	88.1%	87.7%

* This is based on patients treated on this contract for their most recent course of treatment. Figures in italics indicate the base number of FP17s or Patient Questionnaire responses are less than 100. N/A is shown where the base number of responses is less than 10 during the period. % is calculated as Quantity/Base number*100

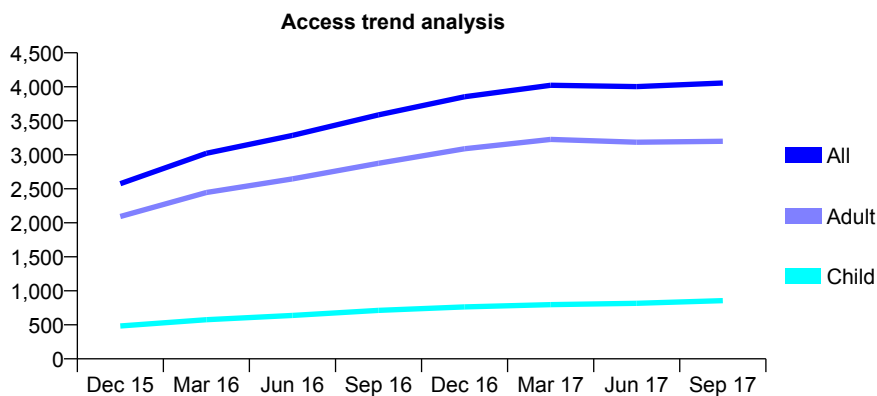
Q48 - Vital Signs At a Glance Contract Report for 177326/0001 - September 2017

Name or company name	The Dental House
Contract type name	GDS Contract
Purpose of contract	General
Contract start date	01/04/2015
Contract end date	

17/18 Contracted general activity (UDA)	13,436
Carry forward general activity (UDA)	0
17/18 Contracted orthodontic activity (UOA)	0
Carry forward orthodontic activity (UOA)	0
Baseline contract value	£346,662.14

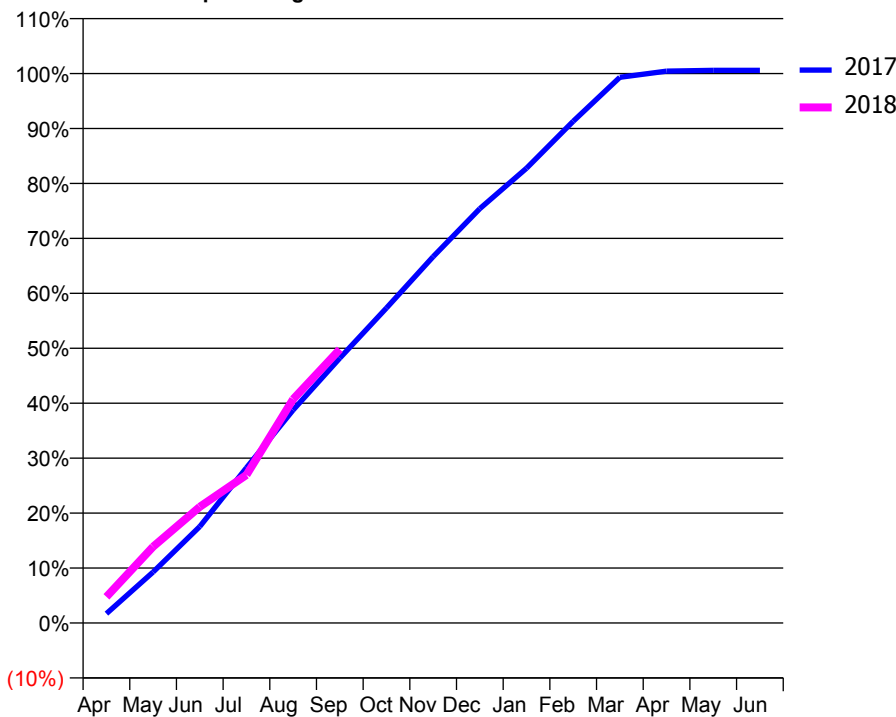
ACCESS*

Patients seen in 24 months	Total	Change since previous quarter
Quarter ending September 2016	3,587	
Quarter ending December 2016	3,853	↑
Quarter ending March 2017	4,023	↑
Quarter ending June 2017	4,002	→
Quarter ending September 2017	4,055	→
Variance since September 2016	13.0%	↑



ACTIVITY

Cumulative percentage of contracted UDA delivered 2017 & 2018



Month	Adjusted Scheduled Activity (UDA)	
	2017	2018
April	235	640
May	1,272	1,868
June	2,407	2,842
July	3,871	3,621
August	5,313	5,474
September	6,607	6,691
October	7,857	
November	9,136	
December	10,335	
January	11,343	
February	12,512	
March	13,611	
April	13,764	
May	13,783	
June	13,783	

QUALITY

	Quantity	Base Number	Contract	AT	Region	England
% of FP17s for the same patient ID Re-attending within 3 months - Children	46	627	7.3%	11.4%	12.8%	11.9%
% of FP17s for the same patient ID Re-attending within 3 months - Adults	253	2,113	12.0%	17.1%	16.5%	15.9%
% of FP17s for the same patient ID Re-attending between 3 & 9 months - Children	277	627	44.2%	53.9%	59.7%	58.1%
% of FP17s for the same patient ID Re-attending between 3 & 9 months - Adults	975	2,113	46.1%	44.5%	53.0%	50.6%
% of FP17s for Band 1 Urgent Courses	124	2,667	4.6%	11.9%	9.2%	9.1%
% of FP17s Relating to Free Repair or Replacements	8	2,667	0.3%	0.9%	1.0%	0.8%
% of FP17s Relating to Continuations	9	2,667	0.3%	1.3%	1.2%	1.1%
% of Patients satisfied with the dentistry they have received	16	16	100.0%	91.2%	91.6%	91.4%
% of Patients satisfied with the time they had to wait for an appointment	11	16	68.8%	87.6%	88.1%	87.7%

* This is based on patients treated on this contract for their most recent course of treatment. Figures in italics indicate the base number of FP17s or Patient Questionnaire responses are less than 100. N/A is shown where the base number of responses is less than 10 during the period. % is calculated as Quantity/Base number*100

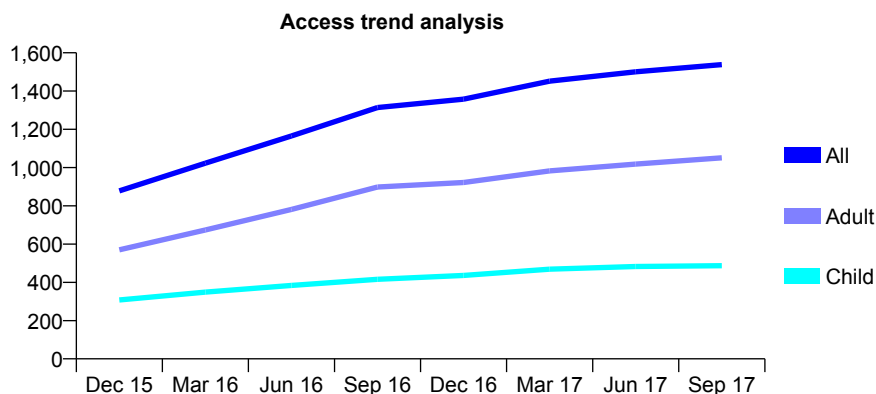
Q48 - Vital Signs At a Glance Contract Report for 181528/0005 - September 2017

Name or company name	Salaried Dental Service, Knowsley
Contract type name	PDS Contract
Purpose of contract	General
Contract start date	01/04/2015
Contract end date	31/08/2018

17/18 Contracted general activity (UDA)	3,393
Carry forward general activity (UDA)	0
17/18 Contracted orthodontic activity (UOA)	0
Carry forward orthodontic activity (UOA)	0
Baseline contract value	£427,823.01

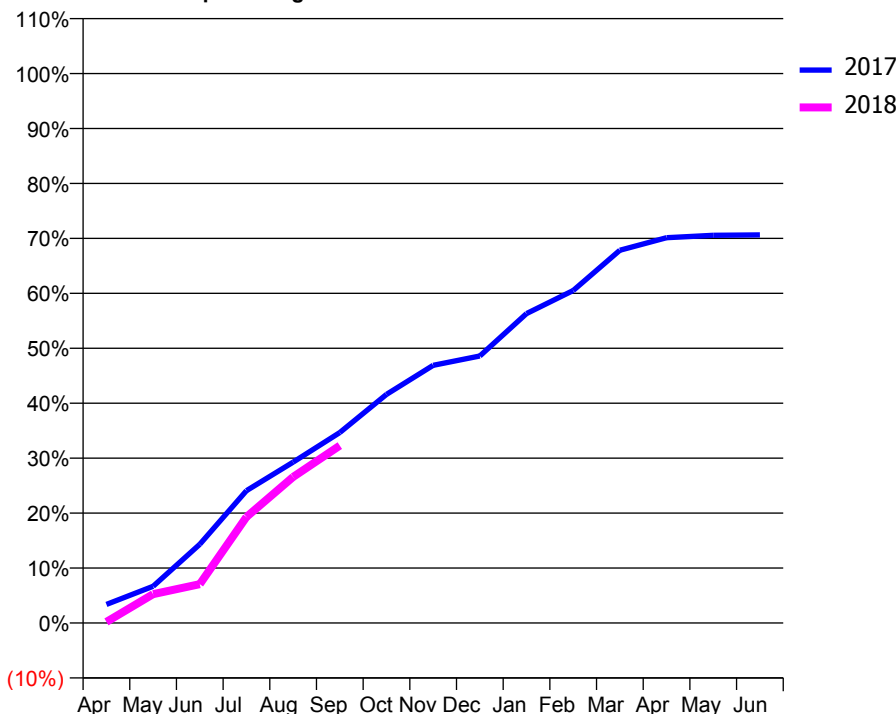
ACCESS*

Patients seen in 24 months	Total	Change since previous quarter
Quarter ending September 2016	1,314	
Quarter ending December 2016	1,358	↑
Quarter ending March 2017	1,452	↑
Quarter ending June 2017	1,501	↑
Quarter ending September 2017	1,538	↑
Variance since September 2016	17.0%	↑



ACTIVITY

Cumulative percentage of contracted UDA delivered 2017 & 2018



Month	Adjusted Scheduled Activity (UDA)	
	2017	2018
April	115	7
May	227	178
June	486	240
July	817	655
August	993	902
September	1,176	1,096
October	1,412	
November	1,591	
December	1,649	
January	1,911	
February	2,053	
March	2,302	
April	2,379	
May	2,394	
June	2,396	

QUALITY

	Quantity	Base Number	Contract	AT	Region	England
% of FP17s for the same patient ID Re-attending within 3 months - Children	29	389	7.5%	11.4%	12.8%	11.9%
% of FP17s for the same patient ID Re-attending within 3 months - Adults	106	735	14.4%	17.1%	16.5%	15.9%
% of FP17s for the same patient ID Re-attending between 3 & 9 months - Children	211	389	54.2%	53.9%	59.7%	58.1%
% of FP17s for the same patient ID Re-attending between 3 & 9 months - Adults	326	735	44.4%	44.5%	53.0%	50.6%
% of FP17s for Band 1 Urgent Courses	40	485	8.2%	11.9%	9.2%	9.1%
% of FP17s Relating to Free Repair or Replacements	4	485	0.8%	0.9%	1.0%	0.8%
% of FP17s Relating to Continuations	4	485	0.8%	1.3%	1.2%	1.1%
% of Patients satisfied with the dentistry they have received	5	5	N/A	91.2%	91.6%	91.4%
% of Patients satisfied with the time they had to wait for an appointment	4	5	N/A	87.6%	88.1%	87.7%

* This is based on patients treated on this contract for their most recent course of treatment. Figures in italics indicate the base number of FP17s or Patient Questionnaire responses are less than 100. N/A is shown where the base number of responses is less than 10 during the period. % is calculated as Quantity/Base number*100

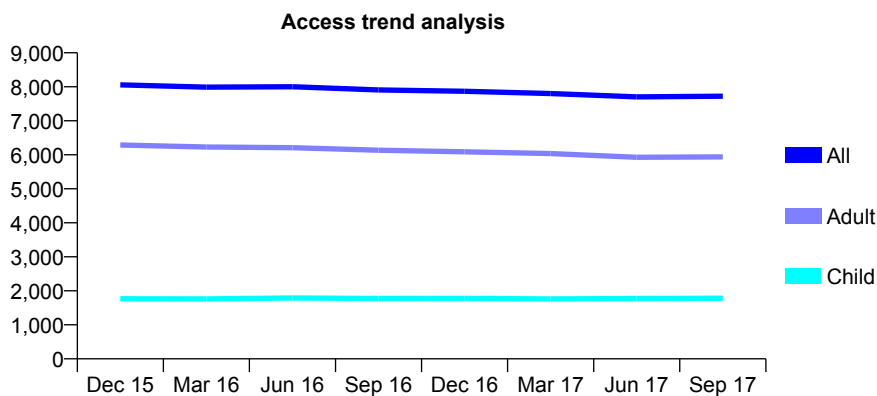
Q48 - Vital Signs At a Glance Contract Report for 182419/0001 - September 2017

Name or company name	Morris & Partners
Contract type name	GDS Contract
Purpose of contract	General
Contract start date	01/04/2011
Contract end date	

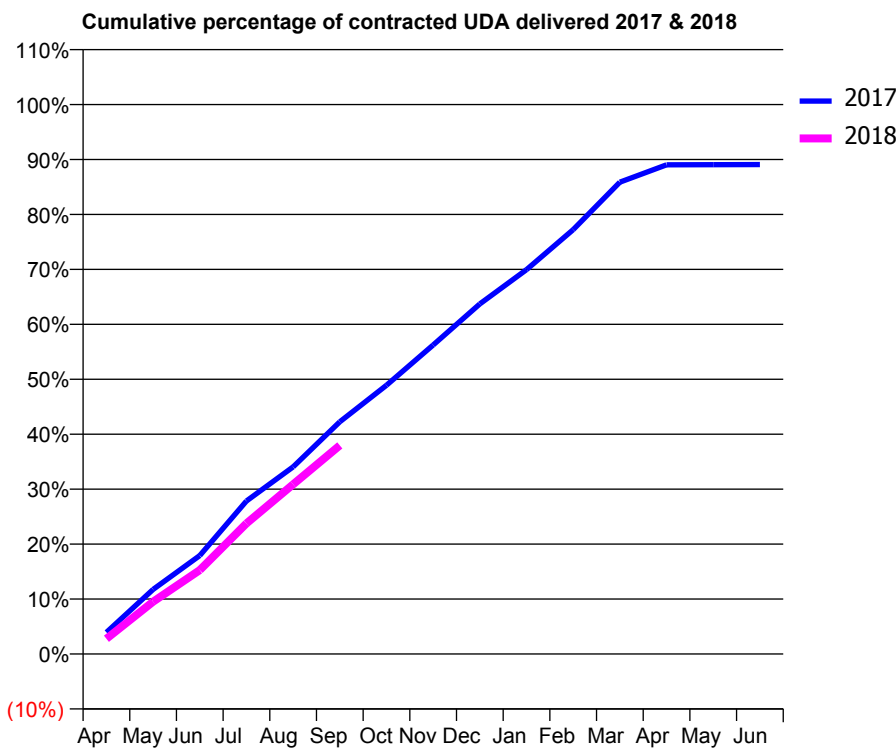
17/18 Contracted general activity (UDA)	25,360
Carry forward general activity (UDA)	0
17/18 Contracted orthodontic activity (UOA)	0
Carry forward orthodontic activity (UOA)	0
Baseline contract value	£654,313.21

ACCESS*

Patients seen in 24 months	Total	Change since previous quarter
Quarter ending September 2016	7,909	
Quarter ending December 2016	7,869	→
Quarter ending March 2017	7,800	→
Quarter ending June 2017	7,703	↓
Quarter ending September 2017	7,723	→
Variance since September 2016	(2.4%)	↓



ACTIVITY



Month	Adjusted Scheduled Activity (UDA)	
	2017	2018
April	1,003	706
May	2,981	2,417
June	4,545	3,872
July	7,064	6,031
August	8,636	7,831
September	10,720	9,625
October	12,406	
November	14,263	
December	16,155	
January	17,740	
February	19,583	
March	21,774	
April	22,579	
May	22,580	
June	22,587	

QUALITY

	Quantity	Base Number	Contract	AT	Region	England
% of FP17s for the same patient ID Re-attending within 3 months - Children	69	1,223	5.6%	11.4%	12.8%	11.9%
% of FP17s for the same patient ID Re-attending within 3 months - Adults	430	3,598	12.0%	17.1%	16.5%	15.9%
% of FP17s for the same patient ID Re-attending between 3 & 9 months - Children	655	1,223	53.6%	53.9%	59.7%	58.1%
% of FP17s for the same patient ID Re-attending between 3 & 9 months - Adults	1,833	3,598	50.9%	44.5%	53.0%	50.6%
% of FP17s for Band 1 Urgent Courses	322	4,416	7.3%	11.9%	9.2%	9.1%
% of FP17s Relating to Free Repair or Replacements	56	4,416	1.3%	0.9%	1.0%	0.8%
% of FP17s Relating to Continuations	78	4,416	1.8%	1.3%	1.2%	1.1%
% of Patients satisfied with the dentistry they have received	16	19	84.2%	91.2%	91.6%	91.4%
% of Patients satisfied with the time they had to wait for an appointment	17	19	89.5%	87.6%	88.1%	87.7%

* This is based on patients treated on this contract for their most recent course of treatment. Figures in italics indicate the base number of FP17s or Patient Questionnaire responses are less than 100. N/A is shown where the base number of responses is less than 10 during the period. % is calculated as Quantity/Base number*100

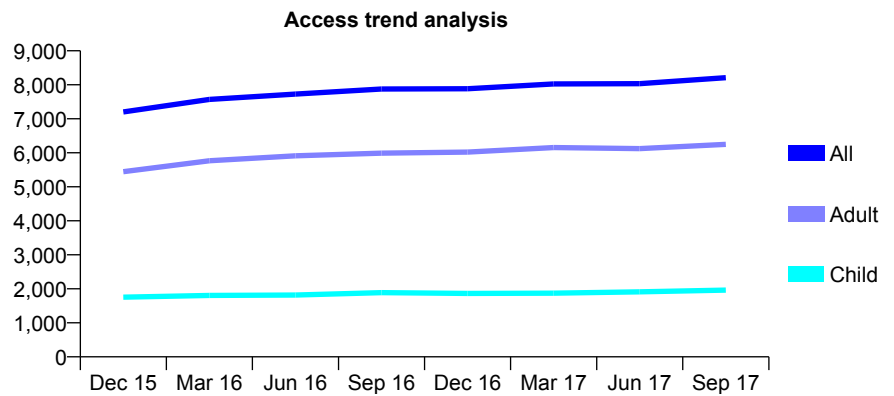
Q48 - Vital Signs At a Glance Contract Report for 184632/0001 - September 2017

Name or company name	Hale Road Dental Practice Limited
Contract type name	GDS Contract
Purpose of contract	General
Contract start date	01/02/2014
Contract end date	

17/18 Contracted general activity (UDA)	22,467
Carry forward general activity (UDA)	0
17/18 Contracted orthodontic activity (UOA)	0
Carry forward orthodontic activity (UOA)	0
Baseline contract value	£600,670.94

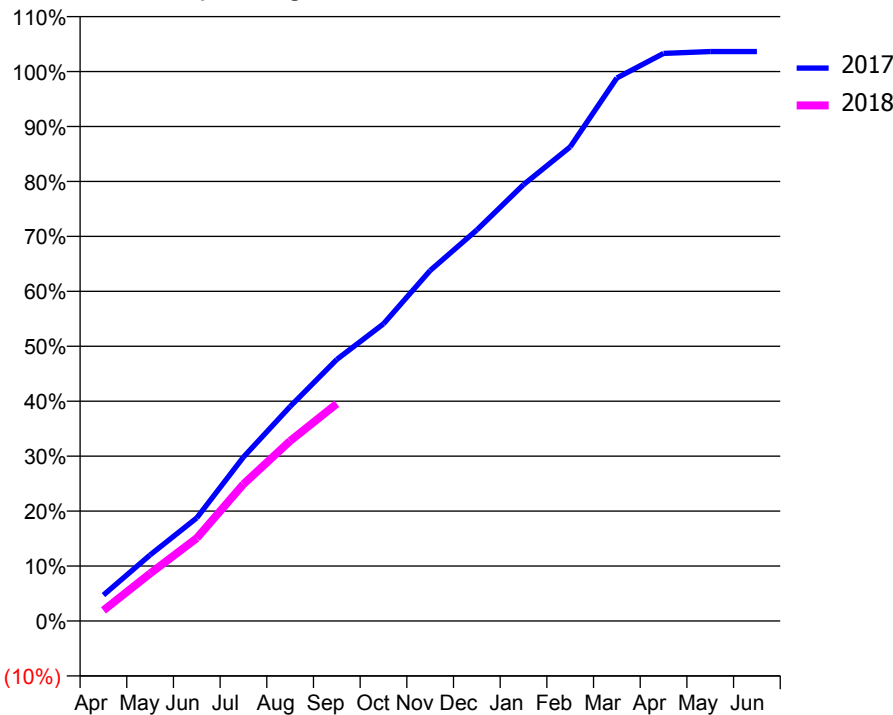
ACCESS*

Patients seen in 24 months	Total	Change since previous quarter
Quarter ending September 2016	7,876	
Quarter ending December 2016	7,886	→
Quarter ending March 2017	8,026	→
Quarter ending June 2017	8,035	→
Quarter ending September 2017	8,211	↑
Variance since September 2016	4.3%	↑



ACTIVITY

Cumulative percentage of contracted UDA delivered 2017 & 2018



Month	Adjusted Scheduled Activity (UDA)	
	2017	2018
April	1,060	432
May	2,704	1,945
June	4,215	3,388
July	6,703	5,594
August	8,767	7,365
September	10,693	8,885
October	12,151	
November	14,330	
December	15,988	
January	17,841	
February	19,384	
March	22,203	
April	23,204	
May	23,281	
June	23,280	

QUALITY

	Quantity	Base Number	Contract	AT	Region	England
% of FP17s for the same patient ID Re-attending within 3 months - Children	55	1,007	5.5%	11.4%	12.8%	11.9%
% of FP17s for the same patient ID Re-attending within 3 months - Adults	276	2,736	10.1%	17.1%	16.5%	15.9%
% of FP17s for the same patient ID Re-attending between 3 & 9 months - Children	368	1,007	36.5%	53.9%	59.7%	58.1%
% of FP17s for the same patient ID Re-attending between 3 & 9 months - Adults	911	2,736	33.3%	44.5%	53.0%	50.6%
% of FP17s for Band 1 Urgent Courses	553	3,421	16.2%	11.9%	9.2%	9.1%
% of FP17s Relating to Free Repair or Replacements	16	3,421	0.5%	0.9%	1.0%	0.8%
% of FP17s Relating to Continuations	9	3,421	0.3%	1.3%	1.2%	1.1%
% of Patients satisfied with the dentistry they have received	8	8	N/A	91.2%	91.6%	91.4%
% of Patients satisfied with the time they had to wait for an appointment	8	8	N/A	87.6%	88.1%	87.7%

* This is based on patients treated on this contract for their most recent course of treatment. Figures in italics indicate the base number of FP17s or Patient Questionnaire responses are less than 100. N/A is shown where the base number of responses is less than 10 during the period. % is calculated as Quantity/Base number*100

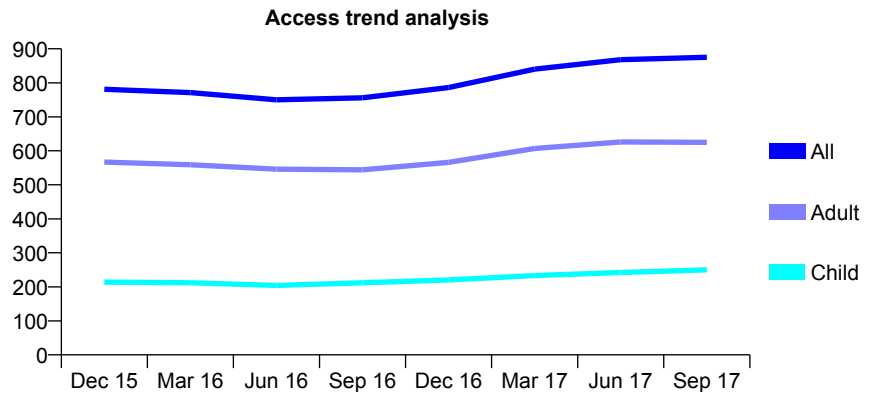
Q48 - Vital Signs At a Glance Contract Report for 185280/0001 - September 2017

Name or company name	Aigburth Smile Centre
Contract type name	GDS Contract
Purpose of contract	General
Contract start date	01/04/2011
Contract end date	

17/18 Contracted general activity (UDA)	2,666
Carry forward general activity (UDA)	0
17/18 Contracted orthodontic activity (UOA)	0
Carry forward orthodontic activity (UOA)	0
Baseline contract value	£68,785.45

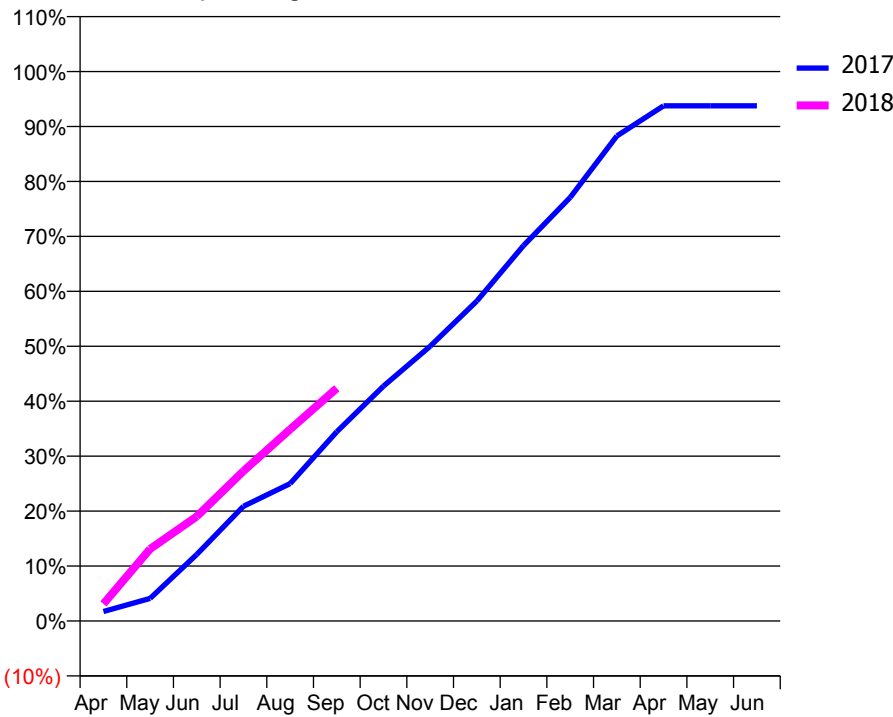
ACCESS*

Patients seen in 24 months	Total	Change since previous quarter
Quarter ending September 2016	756	
Quarter ending December 2016	786	↑
Quarter ending March 2017	840	↑
Quarter ending June 2017	868	↑
Quarter ending September 2017	875	→
Variance since September 2016	15.7%	↑



ACTIVITY

Cumulative percentage of contracted UDA delivered 2017 & 2018



Month	Adjusted Scheduled Activity (UDA)	
	2017	2018
April	46	83
May	110	350
June	323	508
July	556	728
August	666	930
September	918	1,129
October	1,139	
November	1,333	
December	1,552	
January	1,822	
February	2,055	
March	2,353	
April	2,500	
May	2,500	
June	2,500	

QUALITY

	Quantity	Base Number	Contract	AT	Region	England
% of FP17s for the same patient ID Re-attending within 3 months - Children	23	181	12.7%	11.4%	12.8%	11.9%
% of FP17s for the same patient ID Re-attending within 3 months - Adults	79	420	18.8%	17.1%	16.5%	15.9%
% of FP17s for the same patient ID Re-attending between 3 & 9 months - Children	89	181	49.2%	53.9%	59.7%	58.1%
% of FP17s for the same patient ID Re-attending between 3 & 9 months - Adults	177	420	42.1%	44.5%	53.0%	50.6%
% of FP17s for Band 1 Urgent Courses	42	529	7.9%	11.9%	9.2%	9.1%
% of FP17s Relating to Free Repair or Replacements	0	529	0.0%	0.9%	1.0%	0.8%
% of FP17s Relating to Continuations	2	529	0.4%	1.3%	1.2%	1.1%
% of Patients satisfied with the dentistry they have received	4	5	N/A	91.2%	91.6%	91.4%
% of Patients satisfied with the time they had to wait for an appointment	4	5	N/A	87.6%	88.1%	87.7%

* This is based on patients treated on this contract for their most recent course of treatment. Figures in italics indicate the base number of FP17s or Patient Questionnaire responses are less than 100. N/A is shown where the base number of responses is less than 10 during the period. % is calculated as Quantity/Base number*100

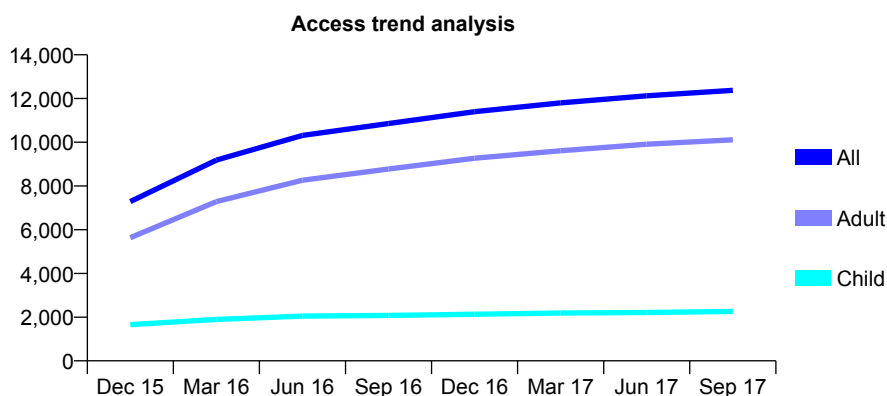
Q48 - Vital Signs At a Glance Contract Report for 187135/0001 - September 2017

Name or company name	Old Mill Lane Dental Practice Partnership
Contract type name	GDS Contract
Purpose of contract	General
Contract start date	01/06/2015
Contract end date	

17/18 Contracted general activity (UDA)	34,136
Carry forward general activity (UDA)	796
17/18 Contracted orthodontic activity (UOA)	0
Carry forward orthodontic activity (UOA)	0
Baseline contract value	£1,131,518.47

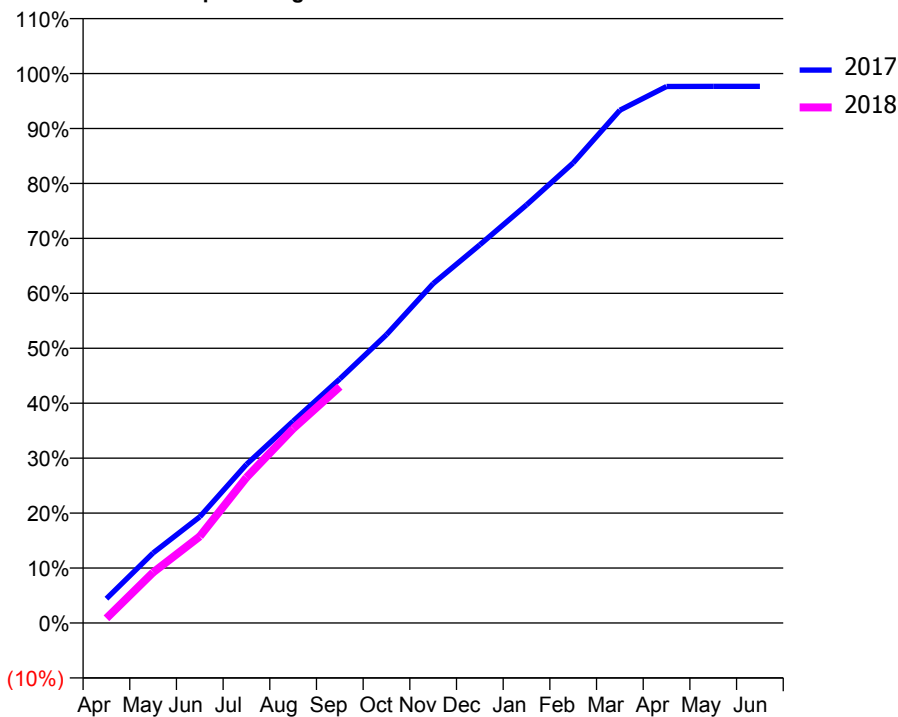
ACCESS*

Patients seen in 24 months	Total	Change since previous quarter
Quarter ending September 2016	10,853	
Quarter ending December 2016	11,401	↑
Quarter ending March 2017	11,798	↑
Quarter ending June 2017	12,124	↑
Quarter ending September 2017	12,373	↑
Variance since September 2016	14.0%	↑



ACTIVITY

Cumulative percentage of contracted UDA delivered 2017 & 2018



Adjusted Scheduled Activity (UDA)

Month	2017	2018
April	1,512	298
May	4,351	3,147
June	6,599	5,379
July	9,853	9,039
August	12,540	12,075
September	15,167	14,684
October	17,910	
November	21,086	
December	23,498	
January	25,970	
February	28,581	
March	31,853	
April	33,332	
May	33,341	
June	33,340	

QUALITY

	Quantity	Base Number	Contract	AT	Region	England
% of FP17s for the same patient ID Re-attending within 3 months - Children	111	2,004	5.5%	11.4%	12.8%	11.9%
% of FP17s for the same patient ID Re-attending within 3 months - Adults	1,015	6,921	14.7%	17.1%	16.5%	15.9%
% of FP17s for the same patient ID Re-attending between 3 & 9 months - Children	1,310	2,004	65.4%	53.9%	59.7%	58.1%
% of FP17s for the same patient ID Re-attending between 3 & 9 months - Adults	2,452	6,921	35.4%	44.5%	53.0%	50.6%
% of FP17s for Band 1 Urgent Courses	742	8,214	9.0%	11.9%	9.2%	9.1%
% of FP17s Relating to Free Repair or Replacements	56	8,214	0.7%	0.9%	1.0%	0.8%
% of FP17s Relating to Continuations	143	8,214	1.7%	1.3%	1.2%	1.1%
% of Patients satisfied with the dentistry they have received	42	46	91.3%	91.2%	91.6%	91.4%
% of Patients satisfied with the time they had to wait for an appointment	39	46	84.8%	87.6%	88.1%	87.7%

* This is based on patients treated on this contract for their most recent course of treatment. Figures in italics indicate the base number of FP17s or Patient Questionnaire responses are less than 100. N/A is shown where the base number of responses is less than 10 during the period. % is calculated as Quantity/Base number*100

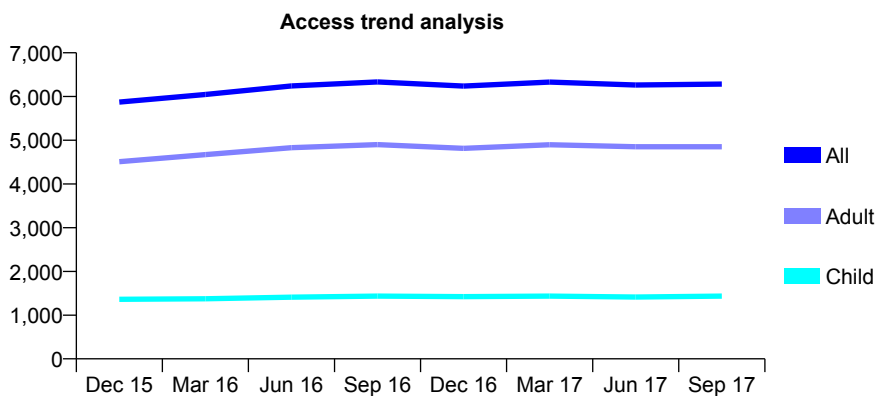
Q48 - Vital Signs At a Glance Contract Report for 187372/0001 - September 2017

Name or company name	KDP Care Limited
Contract type name	GDS Contract
Purpose of contract	General
Contract start date	01/05/2014
Contract end date	

17/18 Contracted general activity (UDA)	18,348
Carry forward general activity (UDA)	0
17/18 Contracted orthodontic activity (UOA)	0
Carry forward orthodontic activity (UOA)	0
Baseline contract value	£592,855.72

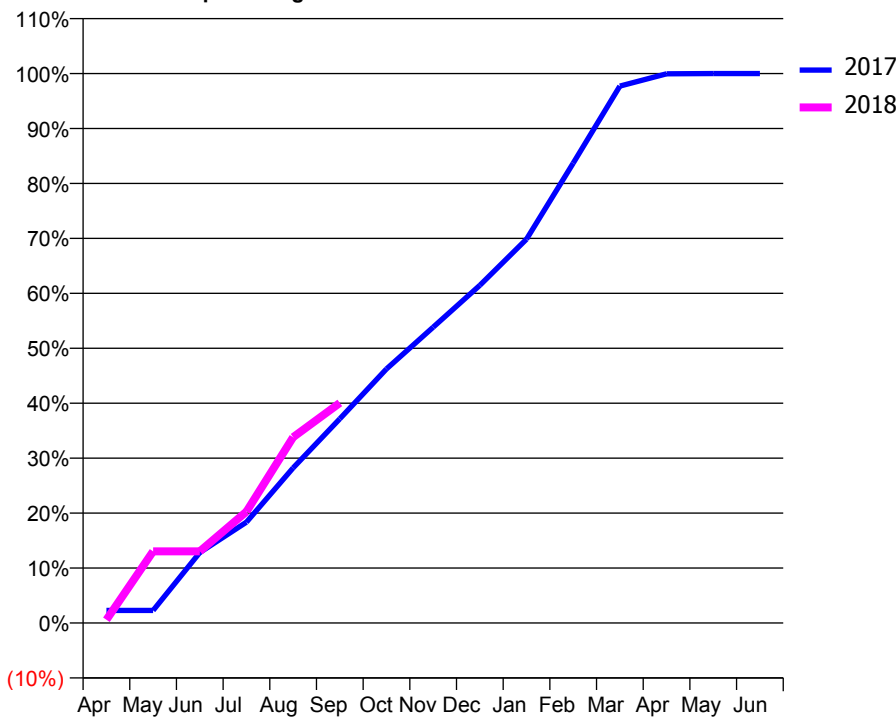
ACCESS*

Patients seen in 24 months	Total	Change since previous quarter
Quarter ending September 2016	6,335	
Quarter ending December 2016	6,238	↓
Quarter ending March 2017	6,332	→
Quarter ending June 2017	6,264	↓
Quarter ending September 2017	6,286	→
Variance since September 2016	(0.8%)	→



ACTIVITY

Cumulative percentage of contracted UDA delivered 2017 & 2018



Month	Adjusted Scheduled Activity (UDA)	
	2017	2018
April	427	109
May	427	2,394
June	2,389	2,394
July	3,420	3,722
August	5,260	6,206
September	6,925	7,350
October	8,618	
November	10,033	
December	11,454	
January	13,016	
February	15,598	
March	18,208	
April	18,624	
May	18,636	
June	18,636	

QUALITY

	Quantity	Base Number	Contract	AT	Region	England
% of FP17s for the same patient ID Re-attending within 3 months - Children	72	921	7.8%	11.4%	12.8%	11.9%
% of FP17s for the same patient ID Re-attending within 3 months - Adults	421	2,703	15.6%	17.1%	16.5%	15.9%
% of FP17s for the same patient ID Re-attending between 3 & 9 months - Children	489	921	53.1%	53.9%	59.7%	58.1%
% of FP17s for the same patient ID Re-attending between 3 & 9 months - Adults	1,316	2,703	48.7%	44.5%	53.0%	50.6%
% of FP17s for Band 1 Urgent Courses	362	3,399	10.7%	11.9%	9.2%	9.1%
% of FP17s Relating to Free Repair or Replacements	19	3,399	0.6%	0.9%	1.0%	0.8%
% of FP17s Relating to Continuations	85	3,399	2.5%	1.3%	1.2%	1.1%
% of Patients satisfied with the dentistry they have received	7	8	N/A	91.2%	91.6%	91.4%
% of Patients satisfied with the time they had to wait for an appointment	6	8	N/A	87.6%	88.1%	87.7%

* This is based on patients treated on this contract for their most recent course of treatment. Figures in italics indicate the base number of FP17s or Patient Questionnaire responses are less than 100. N/A is shown where the base number of responses is less than 10 during the period. % is calculated as Quantity/Base number*100

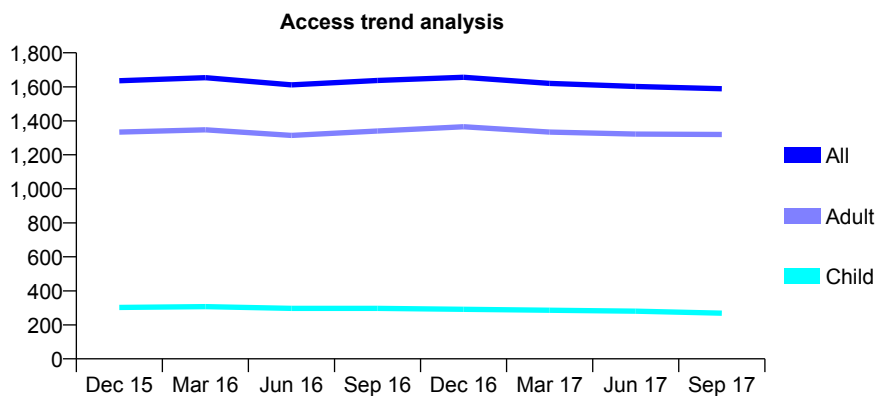
Q48 - Vital Signs At a Glance Contract Report for 189871/0001 - September 2017

Name or company name	St Johns Rd Dental Practice
Contract type name	PDS Contract
Purpose of contract	General
Contract start date	01/07/2011
Contract end date	30/06/2021

17/18 Contracted general activity (UDA)	6,652
Carry forward general activity (UDA)	45
17/18 Contracted orthodontic activity (UOA)	0
Carry forward orthodontic activity (UOA)	0
Baseline contract value	£225,584.69

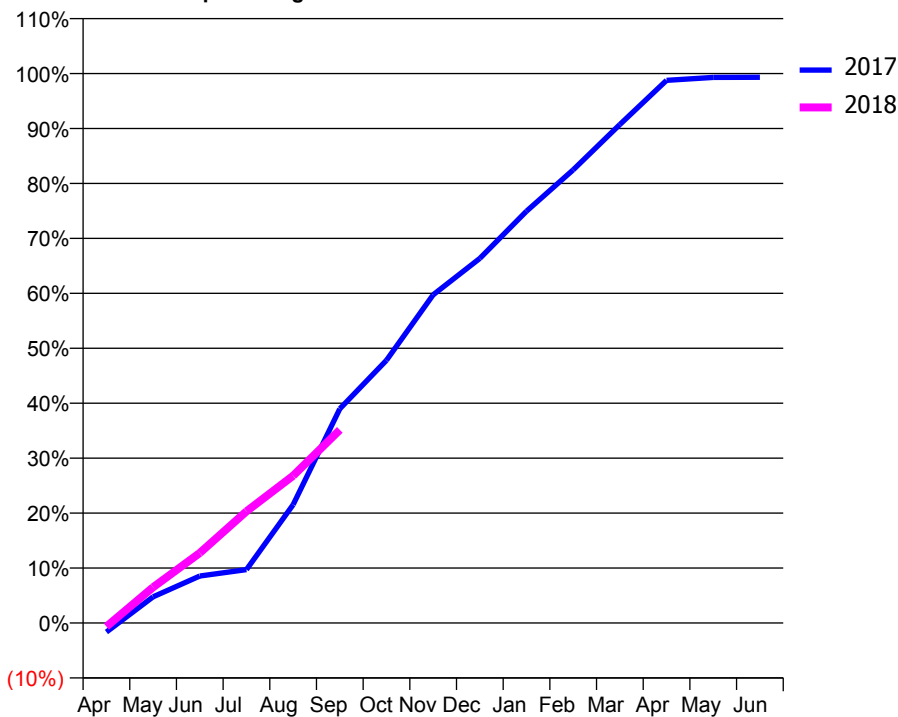
ACCESS*

Patients seen in 24 months	Total	Change since previous quarter
Quarter ending September 2016	1,637	
Quarter ending December 2016	1,656	→
Quarter ending March 2017	1,620	↓
Quarter ending June 2017	1,602	↓
Quarter ending September 2017	1,589	→
Variance since September 2016	(2.9%)	↓



ACTIVITY

Cumulative percentage of contracted UDA delivered 2017 & 2018



Month	Adjusted Scheduled Activity (UDA)	
	2017	2018
April	-111	-45
May	318	433
June	568	848
July	647	1,352
August	1,433	1,783
September	2,593	2,339
October	3,181	
November	3,973	
December	4,414	
January	4,985	
February	5,486	
March	6,035	
April	6,569	
May	6,604	
June	6,607	

QUALITY

	Quantity	Base Number	Contract	AT	Region	England
% of FP17s for the same patient ID Re-attending within 3 months - Children	53	274	19.3%	11.4%	12.8%	11.9%
% of FP17s for the same patient ID Re-attending within 3 months - Adults	192	981	19.6%	17.1%	16.5%	15.9%
% of FP17s for the same patient ID Re-attending between 3 & 9 months - Children	161	274	58.8%	53.9%	59.7%	58.1%
% of FP17s for the same patient ID Re-attending between 3 & 9 months - Adults	548	981	55.9%	44.5%	53.0%	50.6%
% of FP17s for Band 1 Urgent Courses	58	1,014	5.7%	11.9%	9.2%	9.1%
% of FP17s Relating to Free Repair or Replacements	18	1,014	1.8%	0.9%	1.0%	0.8%
% of FP17s Relating to Continuations	5	1,014	0.5%	1.3%	1.2%	1.1%
% of Patients satisfied with the dentistry they have received	10	11	90.9%	91.2%	91.6%	91.4%
% of Patients satisfied with the time they had to wait for an appointment	11	11	100.0%	87.6%	88.1%	87.7%

* This is based on patients treated on this contract for their most recent course of treatment. Figures in italics indicate the base number of FP17s or Patient Questionnaire responses are less than 100. N/A is shown where the base number of responses is less than 10 during the period. % is calculated as Quantity/Base number*100

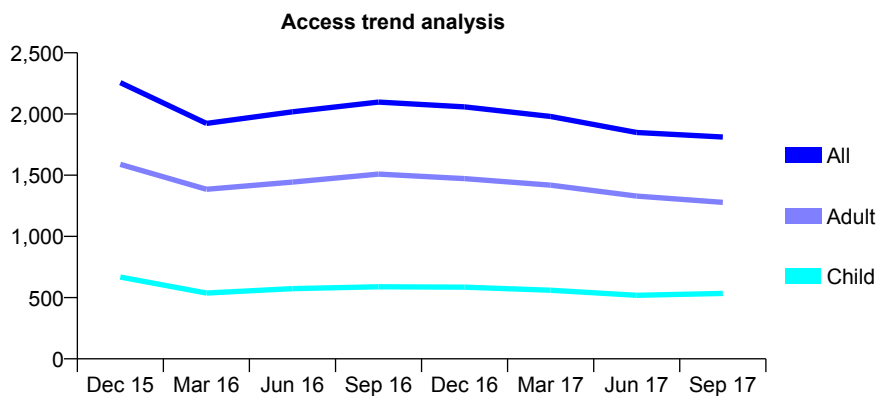
Q48 - Vital Signs At a Glance Contract Report for 190020/0001 - September 2017

Name or company name	Danescroft Dental Practice Ltd
Contract type name	GDS Contract
Purpose of contract	General
Contract start date	01/07/2009
Contract end date	

17/18 Contracted general activity (UDA)	6,926
Carry forward general activity (UDA)	0
17/18 Contracted orthodontic activity (UOA)	0
Carry forward orthodontic activity (UOA)	0
Baseline contract value	£210,952.65

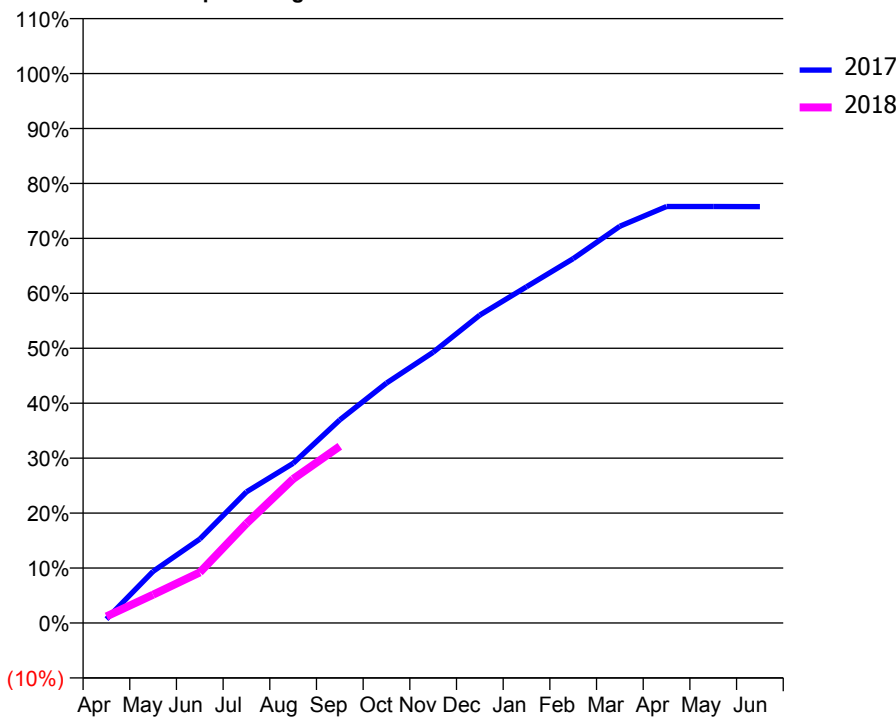
ACCESS*

Patients seen in 24 months	Total	Change since previous quarter
Quarter ending September 2016	2,098	
Quarter ending December 2016	2,058	↓
Quarter ending March 2017	1,980	↓
Quarter ending June 2017	1,849	↓
Quarter ending September 2017	1,812	↓
Variance since September 2016	(13.6%)	↓



ACTIVITY

Cumulative percentage of contracted UDA delivered 2017 & 2018



Adjusted Scheduled Activity (UDA)

Month	2017	2018
April	49	83
May	651	357
June	1,059	637
July	1,654	1,255
August	2,013	1,817
September	2,561	2,228
October	3,025	
November	3,412	
December	3,881	
January	4,238	
February	4,593	
March	5,001	
April	5,250	
May	5,250	
June	5,249	

QUALITY

	Quantity	Base Number	Contract	AT	Region	England
% of FP17s for the same patient ID Re-attending within 3 months - Children	21	363	5.8%	11.4%	12.8%	11.9%
% of FP17s for the same patient ID Re-attending within 3 months - Adults	94	743	12.7%	17.1%	16.5%	15.9%
% of FP17s for the same patient ID Re-attending between 3 & 9 months - Children	168	363	46.3%	53.9%	59.7%	58.1%
% of FP17s for the same patient ID Re-attending between 3 & 9 months - Adults	285	743	38.4%	44.5%	53.0%	50.6%
% of FP17s for Band 1 Urgent Courses	136	983	13.8%	11.9%	9.2%	9.1%
% of FP17s Relating to Free Repair or Replacements	1	983	0.1%	0.9%	1.0%	0.8%
% of FP17s Relating to Continuations	2	983	0.2%	1.3%	1.2%	1.1%
% of Patients satisfied with the dentistry they have received	3	4	N/A	91.2%	91.6%	91.4%
% of Patients satisfied with the time they had to wait for an appointment	3	4	N/A	87.6%	88.1%	87.7%

* This is based on patients treated on this contract for their most recent course of treatment. Figures in italics indicate the base number of FP17s or Patient Questionnaire responses are less than 100. N/A is shown where the base number of responses is less than 10 during the period. % is calculated as Quantity/Base number*100

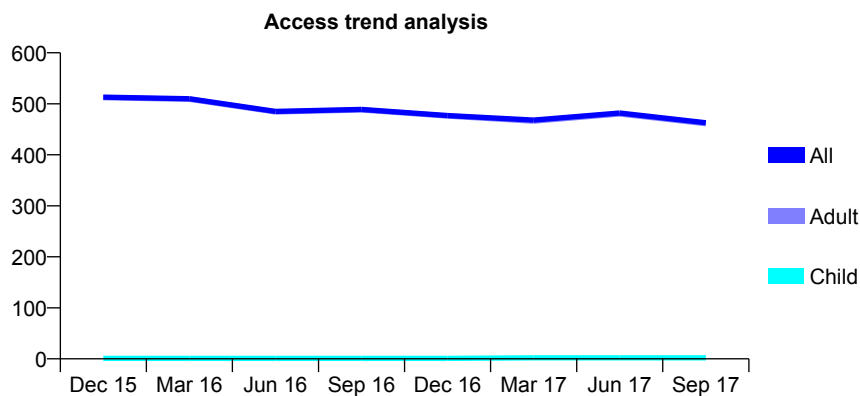
Q48 - Vital Signs At a Glance Contract Report for 190020/0002 - September 2017

Name or company name	Danescroft Dental Practice Ltd
Contract type name	GDS Contract
Purpose of contract	General
Contract start date	01/07/2009
Contract end date	

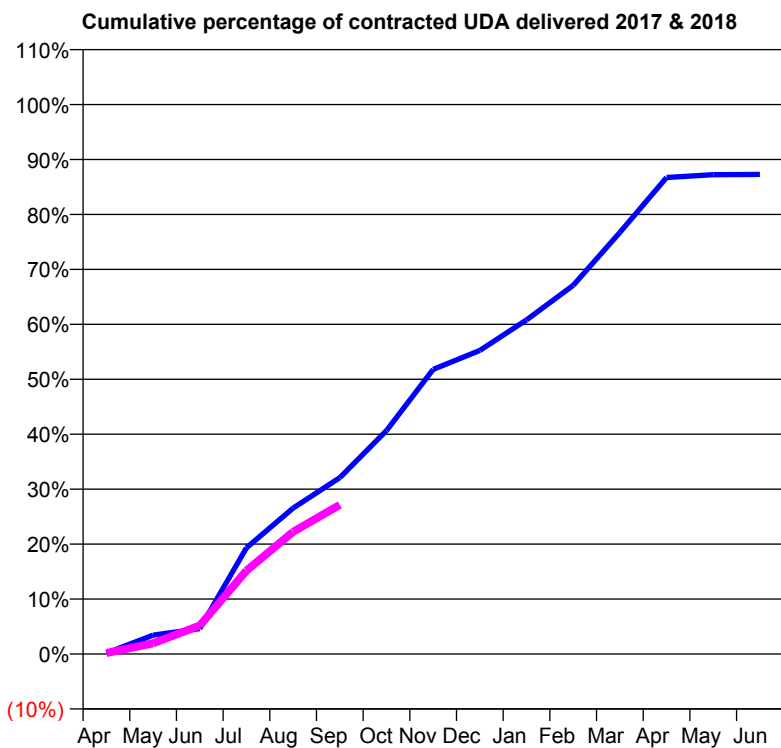
17/18 Contracted general activity (UDA)	2,100
Carry forward general activity (UDA)	0
17/18 Contracted orthodontic activity (UOA)	0
Carry forward orthodontic activity (UOA)	0
Baseline contract value	£192,888.24

ACCESS*

Patients seen in 24 months	Total	Change since previous quarter
Quarter ending September 2016	489	
Quarter ending December 2016	477	↓
Quarter ending March 2017	468	↓
Quarter ending June 2017	482	↑
Quarter ending September 2017	463	↓
Variance since September 2016	(5.3%)	↓



ACTIVITY



Month	Adjusted Scheduled Activity (UDA)	
	2017	2018
April	4	4
May	72	41
June	97	109
July	406	319
August	558	467
September	674	570
October	854	
November	1,088	
December	1,160	
January	1,277	
February	1,409	
March	1,611	
April	1,821	
May	1,832	
June	1,833	

QUALITY

	Quantity	Base Number	Contract	AT	Region	England
% of FP17s for the same patient ID Re-attending within 3 months - Children	0	0	N/A	11.4%	12.8%	11.9%
% of FP17s for the same patient ID Re-attending within 3 months - Adults	15	195	7.7%	17.1%	16.5%	15.9%
% of FP17s for the same patient ID Re-attending between 3 & 9 months - Children	0	0	N/A	53.9%	59.7%	58.1%
% of FP17s for the same patient ID Re-attending between 3 & 9 months - Adults	24	195	12.3%	44.5%	53.0%	50.6%
% of FP17s for Band 1 Urgent Courses	0	126	0.0%	11.9%	9.2%	9.1%
% of FP17s Relating to Free Repair or Replacements	0	126	0.0%	0.9%	1.0%	0.8%
% of FP17s Relating to Continuations	2	126	1.6%	1.3%	1.2%	1.1%
% of Patients satisfied with the dentistry they have received	0	0	N/A	91.2%	91.6%	91.4%
% of Patients satisfied with the time they had to wait for an appointment	0	0	N/A	87.6%	88.1%	87.7%

* This is based on patients treated on this contract for their most recent course of treatment. Figures in italics indicate the base number of FP17s or Patient Questionnaire responses are less than 100. N/A is shown where the base number of responses is less than 10 during the period. % is calculated as Quantity/Base number*100

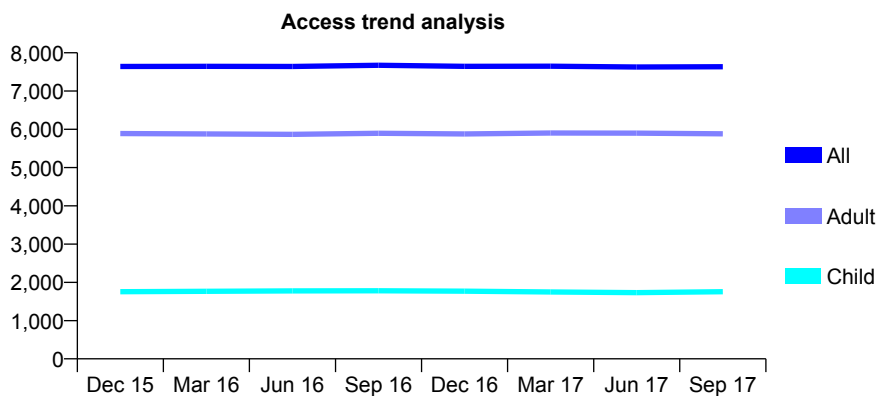
Q48 - Vital Signs At a Glance Contract Report for 190403/0001 - September 2017

Name or company name	Chantastic Limited
Contract type name	GDS Contract
Purpose of contract	General
Contract start date	01/04/2011
Contract end date	

17/18 Contracted general activity (UDA)	24,058
Carry forward general activity (UDA)	930
17/18 Contracted orthodontic activity (UOA)	0
Carry forward orthodontic activity (UOA)	0
Baseline contract value	£622,397.92

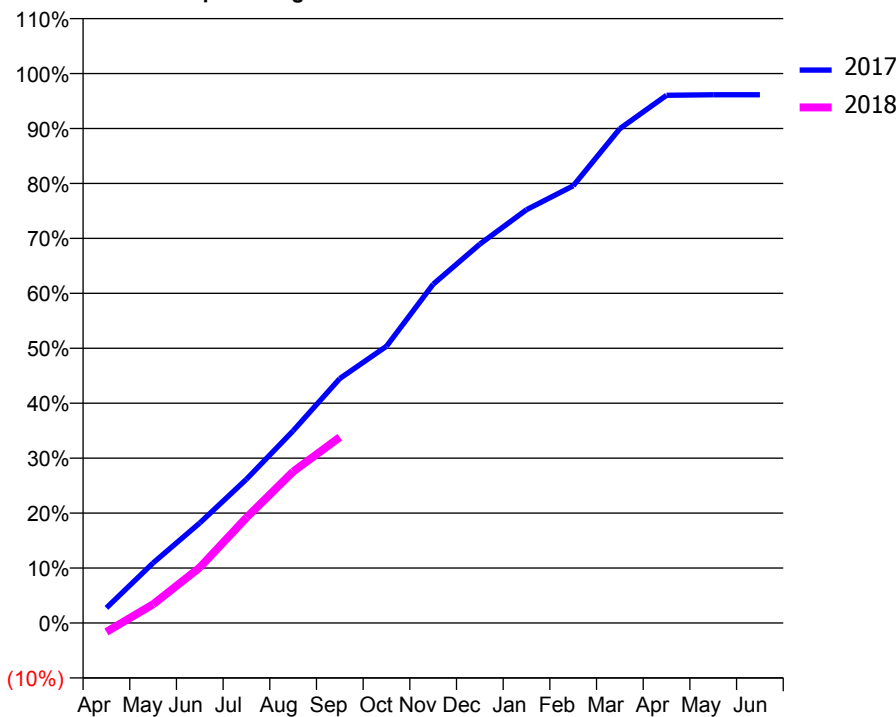
ACCESS*

Patients seen in 24 months	Total	Change since previous quarter
Quarter ending September 2016	7,674	
Quarter ending December 2016	7,647	→
Quarter ending March 2017	7,650	→
Quarter ending June 2017	7,628	→
Quarter ending September 2017	7,636	→
Variance since September 2016	(0.5%)	→



ACTIVITY

Cumulative percentage of contracted UDA delivered 2017 & 2018



Month	Adjusted Scheduled Activity (UDA)	
	2017	2018
April	662	-395
May	2,628	819
June	4,382	2,433
July	6,298	4,612
August	8,417	6,628
September	10,704	8,136
October	12,117	
November	14,834	
December	16,590	
January	18,095	
February	19,139	
March	21,647	
April	23,103	
May	23,127	
June	23,128	

QUALITY

	Quantity	Base Number	Contract	AT	Region	England
% of FP17s for the same patient ID Re-attending within 3 months - Children	60	1,225	4.9%	11.4%	12.8%	11.9%
% of FP17s for the same patient ID Re-attending within 3 months - Adults	336	3,588	9.4%	17.1%	16.5%	15.9%
% of FP17s for the same patient ID Re-attending between 3 & 9 months - Children	713	1,225	58.2%	53.9%	59.7%	58.1%
% of FP17s for the same patient ID Re-attending between 3 & 9 months - Adults	1,916	3,588	53.4%	44.5%	53.0%	50.6%
% of FP17s for Band 1 Urgent Courses	384	4,312	8.9%	11.9%	9.2%	9.1%
% of FP17s Relating to Free Repair or Replacements	12	4,312	0.3%	0.9%	1.0%	0.8%
% of FP17s Relating to Continuations	32	4,312	0.7%	1.3%	1.2%	1.1%
% of Patients satisfied with the dentistry they have received	8	8	N/A	91.2%	91.6%	91.4%
% of Patients satisfied with the time they had to wait for an appointment	8	8	N/A	87.6%	88.1%	87.7%

* This is based on patients treated on this contract for their most recent course of treatment. Figures in italics indicate the base number of FP17s or Patient Questionnaire responses are less than 100. N/A is shown where the base number of responses is less than 10 during the period. % is calculated as Quantity/Base number*100

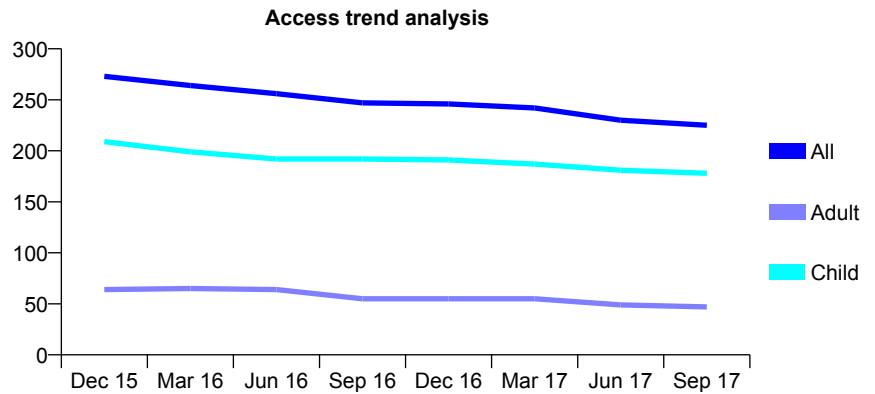
Q48 - Vital Signs At a Glance Contract Report for 190667/0001 - September 2017

Name or company name	Rainford Dental Surgery Limited
Contract type name	GDS Contract
Purpose of contract	General
Contract start date	01/04/2011
Contract end date	

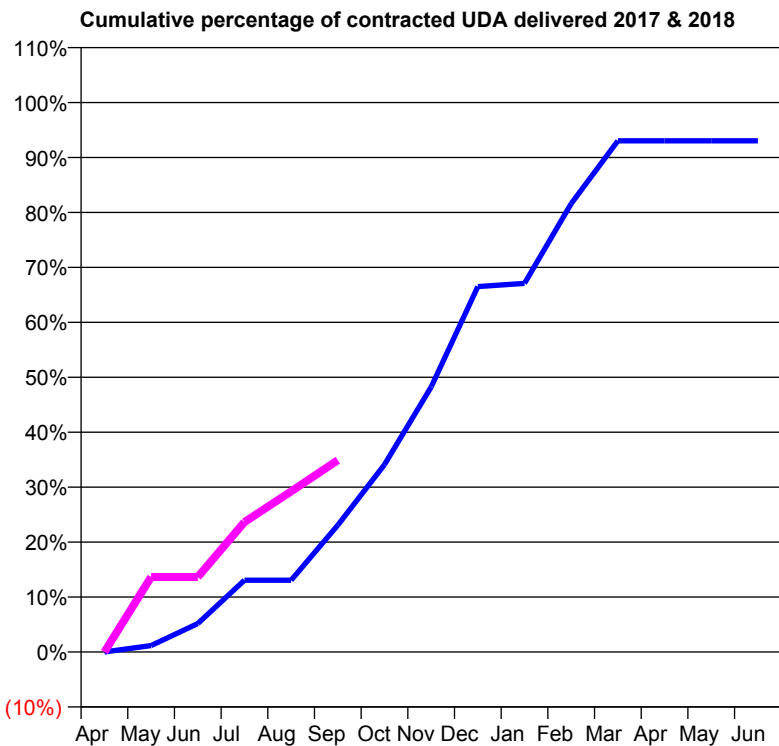
17/18 Contracted general activity (UDA)	500
Carry forward general activity (UDA)	0
17/18 Contracted orthodontic activity (UOA)	0
Carry forward orthodontic activity (UOA)	0
Baseline contract value	£10,714.41

ACCESS*

Patients seen in 24 months	Total	Change since previous quarter
Quarter ending September 2016	247	
Quarter ending December 2016	246	→
Quarter ending March 2017	242	↓
Quarter ending June 2017	230	↓
Quarter ending September 2017	225	↓
Variance since September 2016	(8.9%)	↓



ACTIVITY



Month	Adjusted Scheduled Activity (UDA)	
	2017	2018
April	0	0
May	6	68
June	26	68
July	67	118
August	67	146
September	118	175
October	174	
November	246	
December	339	
January	342	
February	416	
March	474	
April	474	
May	474	
June	474	

QUALITY

	Quantity	Base Number	Contract	AT	Region	England
% of FP17s for the same patient ID Re-attending within 3 months - Children	2	107	1.9%	11.4%	12.8%	11.9%
% of FP17s for the same patient ID Re-attending within 3 months - Adults	2	17	11.8%	17.1%	16.5%	15.9%
% of FP17s for the same patient ID Re-attending between 3 & 9 months - Children	70	107	65.4%	53.9%	59.7%	58.1%
% of FP17s for the same patient ID Re-attending between 3 & 9 months - Adults	12	17	70.6%	44.5%	53.0%	50.6%
% of FP17s for Band 1 Urgent Courses	3	124	2.4%	11.9%	9.2%	9.1%
% of FP17s Relating to Free Repair or Replacements	0	124	0.0%	0.9%	1.0%	0.8%
% of FP17s Relating to Continuations	0	124	0.0%	1.3%	1.2%	1.1%
% of Patients satisfied with the dentistry they have received	2	2	N/A	91.2%	91.6%	91.4%
% of Patients satisfied with the time they had to wait for an appointment	2	2	N/A	87.6%	88.1%	87.7%

* This is based on patients treated on this contract for their most recent course of treatment. Figures in italics indicate the base number of FP17s or Patient Questionnaire responses are less than 100. N/A is shown where the base number of responses is less than 10 during the period. % is calculated as Quantity/Base number*100

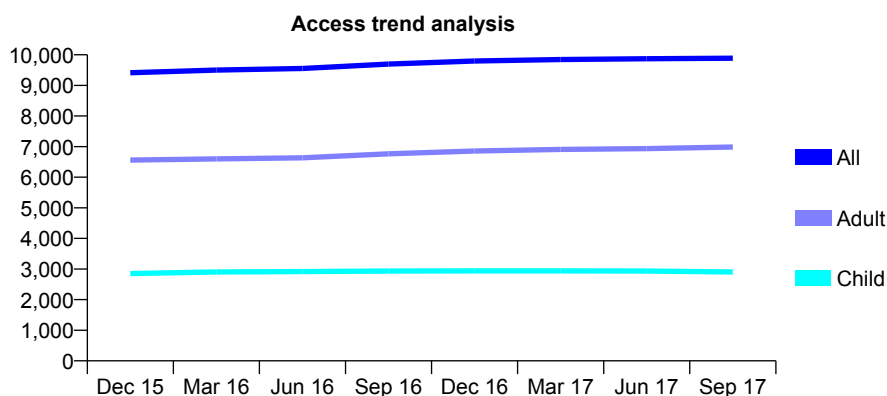
Q48 - Vital Signs At a Glance Contract Report for 190705/0001 - September 2017

Name or company name	J E Thorpe and Associates Ltd
Contract type name	GDS Contract
Purpose of contract	General
Contract start date	01/04/2009
Contract end date	

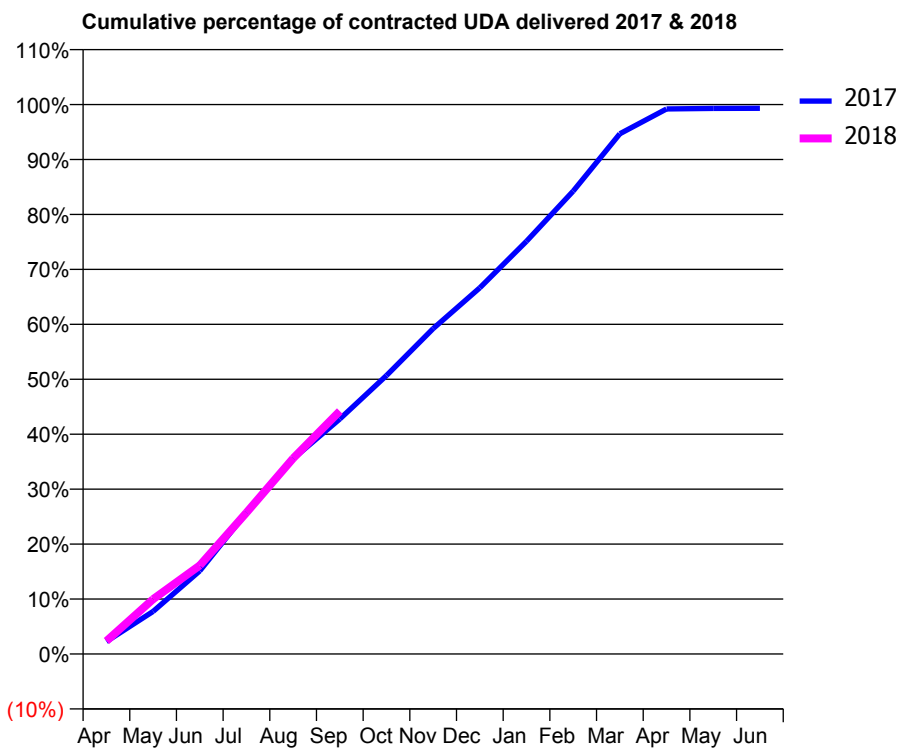
17/18 Contracted general activity (UDA)	26,250
Carry forward general activity (UDA)	178
17/18 Contracted orthodontic activity (UOA)	0
Carry forward orthodontic activity (UOA)	0
Baseline contract value	£639,806.64

ACCESS*

Patients seen in 24 months	Total	Change since previous quarter
Quarter ending September 2016	9,698	
Quarter ending December 2016	9,796	→
Quarter ending March 2017	9,845	→
Quarter ending June 2017	9,872	→
Quarter ending September 2017	9,891	→
Variance since September 2016	2.0%	→



ACTIVITY



Month	Adjusted Scheduled Activity (UDA)	
	2017	2018
April	596	619
May	2,036	2,624
June	3,974	4,236
July	6,752	6,754
August	9,330	9,350
September	11,229	11,606
October	13,305	
November	15,549	
December	17,494	
January	19,720	
February	22,116	
March	24,852	
April	26,040	
May	26,065	
June	26,072	

QUALITY

	Quantity	Base Number	Contract	AT	Region	England
% of FP17s for the same patient ID Re-attending within 3 months - Children	197	2,548	7.7%	11.4%	12.8%	11.9%
% of FP17s for the same patient ID Re-attending within 3 months - Adults	557	4,020	13.9%	17.1%	16.5%	15.9%
% of FP17s for the same patient ID Re-attending between 3 & 9 months - Children	1,651	2,548	64.8%	53.9%	59.7%	58.1%
% of FP17s for the same patient ID Re-attending between 3 & 9 months - Adults	1,792	4,020	44.6%	44.5%	53.0%	50.6%
% of FP17s for Band 1 Urgent Courses	435	5,759	7.6%	11.9%	9.2%	9.1%
% of FP17s Relating to Free Repair or Replacements	23	5,759	0.4%	0.9%	1.0%	0.8%
% of FP17s Relating to Continuations	88	5,759	1.5%	1.3%	1.2%	1.1%
% of Patients satisfied with the dentistry they have received	25	26	96.2%	91.2%	91.6%	91.4%
% of Patients satisfied with the time they had to wait for an appointment	23	26	88.5%	87.6%	88.1%	87.7%

* This is based on patients treated on this contract for their most recent course of treatment. Figures in italics indicate the base number of FP17s or Patient Questionnaire responses are less than 100. N/A is shown where the base number of responses is less than 10 during the period. % is calculated as Quantity/Base number*100

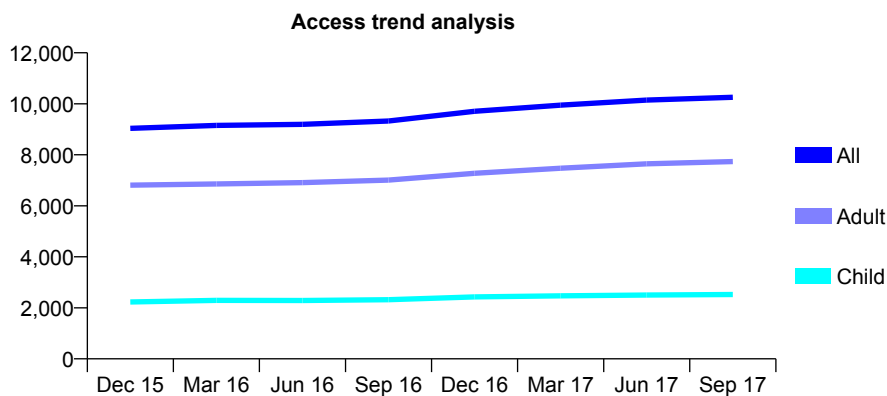
Q48 - Vital Signs At a Glance Contract Report for 190969/0001 - September 2017

Name or company name	Sheil Road Dental Practice
Contract type name	GDS Contract
Purpose of contract	General
Contract start date	01/09/2009
Contract end date	

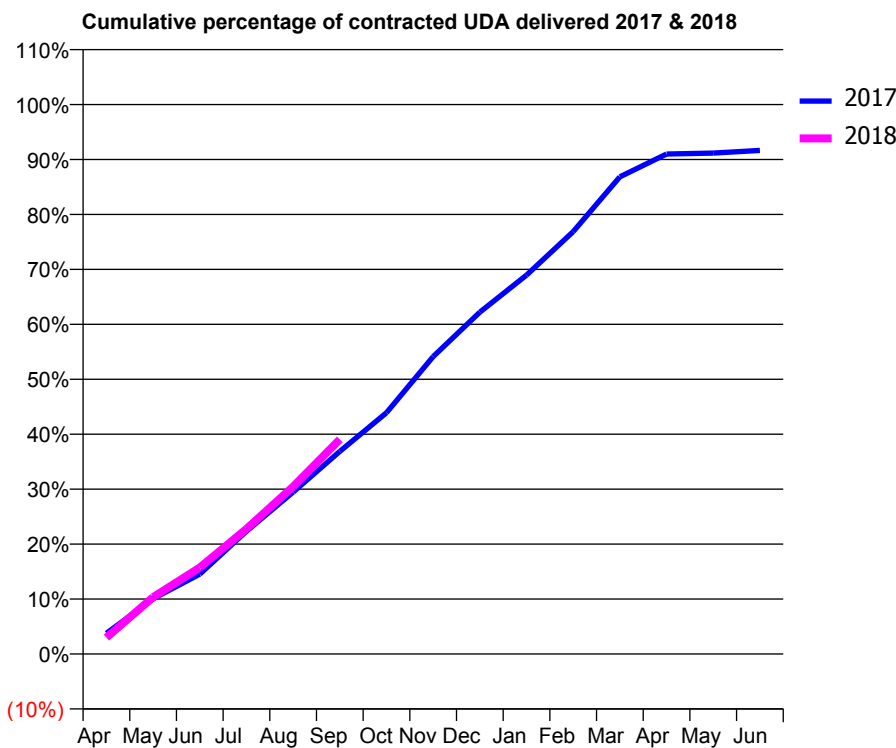
17/18 Contracted general activity (UDA)	34,500
Carry forward general activity (UDA)	0
17/18 Contracted orthodontic activity (UOA)	0
Carry forward orthodontic activity (UOA)	0
Baseline contract value	£933,879.35

ACCESS*

Patients seen in 24 months	Total	Change since previous quarter
Quarter ending September 2016	9,328	
Quarter ending December 2016	9,705	↑
Quarter ending March 2017	9,948	↑
Quarter ending June 2017	10,148	↑
Quarter ending September 2017	10,257	→
Variance since September 2016	10.0%	↑



ACTIVITY



Month	Adjusted Scheduled Activity (UDA)	
	2017	2018
April	1,306	1,035
May	3,468	3,571
June	5,015	5,427
July	7,705	7,858
August	10,171	10,513
September	12,722	13,471
October	15,146	
November	18,675	
December	21,461	
January	23,787	
February	26,515	
March	29,963	
April	31,390	
May	31,451	
June	31,613	

QUALITY

	Quantity	Base Number	Contract	AT	Region	England
% of FP17s for the same patient ID Re-attending within 3 months - Children	172	1,681	10.2%	11.4%	12.8%	11.9%
% of FP17s for the same patient ID Re-attending within 3 months - Adults	918	4,953	18.5%	17.1%	16.5%	15.9%
% of FP17s for the same patient ID Re-attending between 3 & 9 months - Children	800	1,681	47.6%	53.9%	59.7%	58.1%
% of FP17s for the same patient ID Re-attending between 3 & 9 months - Adults	2,035	4,953	41.1%	44.5%	53.0%	50.6%
% of FP17s for Band 1 Urgent Courses	901	5,554	16.2%	11.9%	9.2%	9.1%
% of FP17s Relating to Free Repair or Replacements	32	5,554	0.6%	0.9%	1.0%	0.8%
% of FP17s Relating to Continuations	22	5,554	0.4%	1.3%	1.2%	1.1%
% of Patients satisfied with the dentistry they have received	31	34	91.2%	91.2%	91.6%	91.4%
% of Patients satisfied with the time they had to wait for an appointment	29	34	85.3%	87.6%	88.1%	87.7%

* This is based on patients treated on this contract for their most recent course of treatment. Figures in italics indicate the base number of FP17s or Patient Questionnaire responses are less than 100. N/A is shown where the base number of responses is less than 10 during the period. % is calculated as Quantity/Base number*100

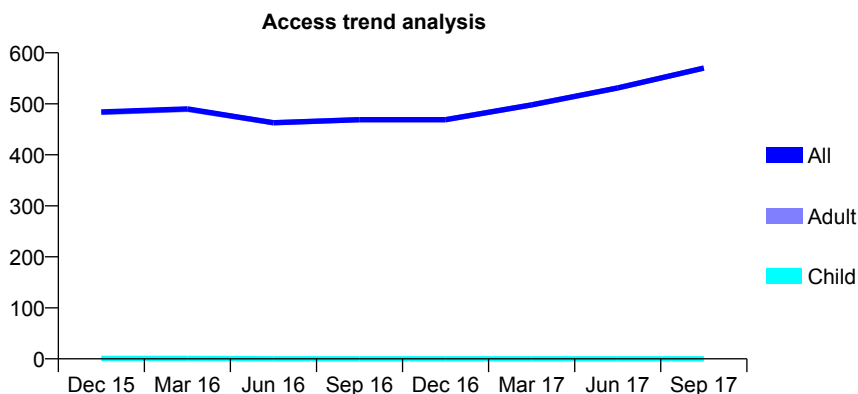
Q48 - Vital Signs At a Glance Contract Report for 190969/0002 - September 2017

Name or company name	Sheil Road Dental Practice
Contract type name	GDS Contract
Purpose of contract	General
Contract start date	01/01/2010
Contract end date	31/03/2018

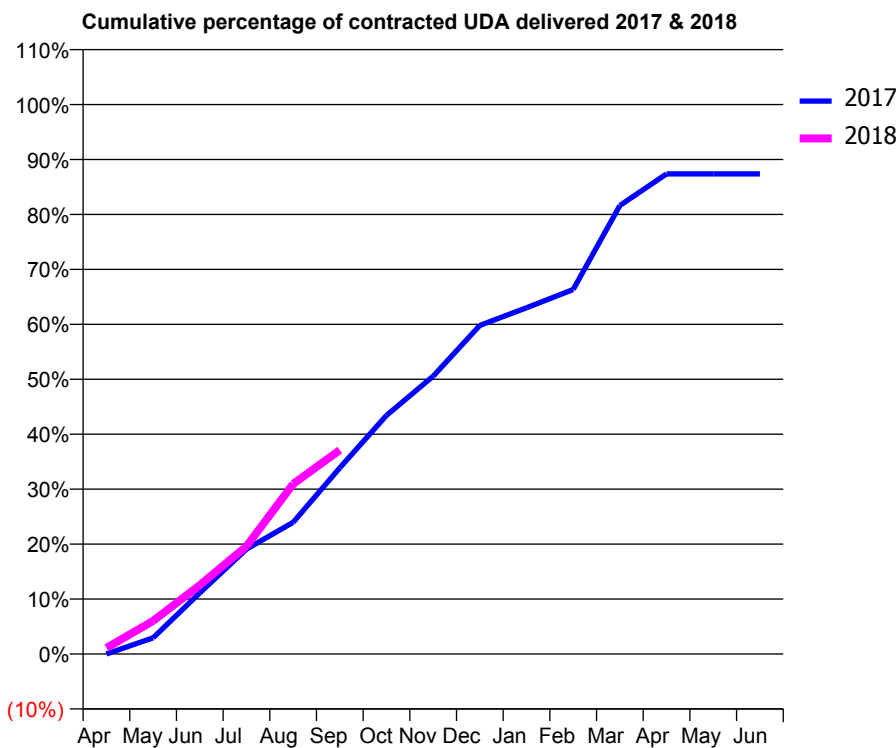
17/18 Contracted general activity (UDA)	1,750
Carry forward general activity (UDA)	0
17/18 Contracted orthodontic activity (UOA)	0
Carry forward orthodontic activity (UOA)	0
Baseline contract value	£56,158.88

ACCESS*

Patients seen in 24 months	Total	Change since previous quarter
Quarter ending September 2016	469	
Quarter ending December 2016	469	→
Quarter ending March 2017	498	↑
Quarter ending June 2017	531	↑
Quarter ending September 2017	570	↑
Variance since September 2016	21.5%	↑



ACTIVITY



Month	Adjusted Scheduled Activity (UDA)	
	2017	2018
April	0	19
May	52	105
June	195	219
July	334	343
August	419	542
September	593	650
October	760	
November	885	
December	1,046	
January	1,103	
February	1,161	
March	1,428	
April	1,529	
May	1,529	
June	1,529	

QUALITY

	Quantity	Base Number	Contract	AT	Region	England
% of FP17s for the same patient ID Re-attending within 3 months - Children	0	0	N/A	11.4%	12.8%	11.9%
% of FP17s for the same patient ID Re-attending within 3 months - Adults	14	230	6.1%	17.1%	16.5%	15.9%
% of FP17s for the same patient ID Re-attending between 3 & 9 months - Children	0	0	N/A	53.9%	59.7%	58.1%
% of FP17s for the same patient ID Re-attending between 3 & 9 months - Adults	39	230	17.0%	44.5%	53.0%	50.6%
% of FP17s for Band 1 Urgent Courses	23	207	11.1%	11.9%	9.2%	9.1%
% of FP17s Relating to Free Repair or Replacements	0	207	0.0%	0.9%	1.0%	0.8%
% of FP17s Relating to Continuations	4	207	1.9%	1.3%	1.2%	1.1%
% of Patients satisfied with the dentistry they have received	1	1	N/A	91.2%	91.6%	91.4%
% of Patients satisfied with the time they had to wait for an appointment	1	1	N/A	87.6%	88.1%	87.7%

* This is based on patients treated on this contract for their most recent course of treatment. Figures in italics indicate the base number of FP17s or Patient Questionnaire responses are less than 100. N/A is shown where the base number of responses is less than 10 during the period. % is calculated as Quantity/Base number*100

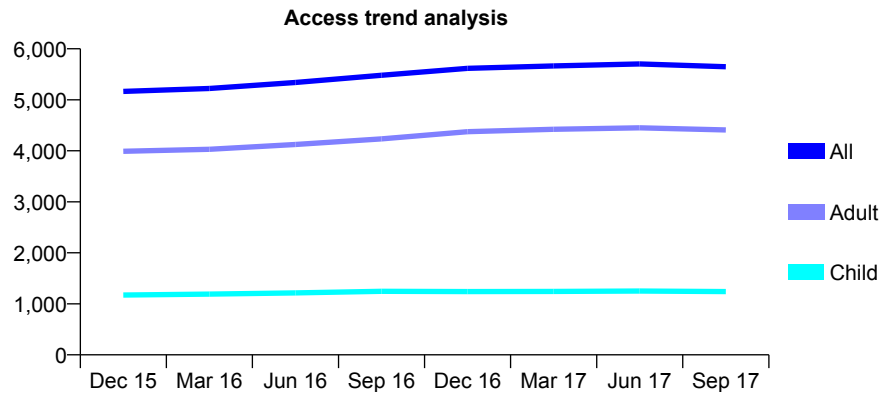
Q48 - Vital Signs At a Glance Contract Report for 193003/0001 - September 2017

Name or company name	Aintree Dental Practice
Contract type name	GDS Contract
Purpose of contract	General
Contract start date	01/06/2009
Contract end date	

17/18 Contracted general activity (UDA)	20,439
Carry forward general activity (UDA)	0
17/18 Contracted orthodontic activity (UOA)	0
Carry forward orthodontic activity (UOA)	0
Baseline contract value	£527,334.92

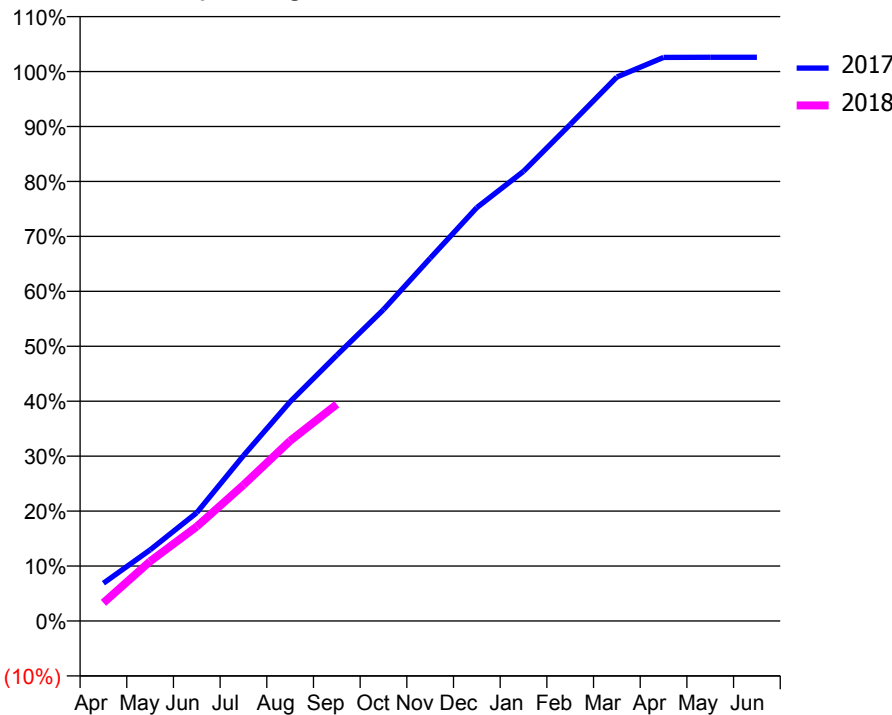
ACCESS*

Patients seen in 24 months	Total	Change since previous quarter
Quarter ending September 2016	5,480	
Quarter ending December 2016	5,617	↑
Quarter ending March 2017	5,665	→
Quarter ending June 2017	5,702	→
Quarter ending September 2017	5,649	→
Variance since September 2016	3.1%	↑



ACTIVITY

Cumulative percentage of contracted UDA delivered 2017 & 2018



Month	Adjusted Scheduled Activity (UDA)	
	2017	2018
April	1,432	678
May	2,698	2,221
June	4,112	3,515
July	6,274	5,062
August	8,320	6,702
September	10,083	8,062
October	11,816	
November	13,766	
December	15,685	
January	17,061	
February	18,837	
March	20,638	
April	21,384	
May	21,390	
June	21,387	

QUALITY

	Quantity	Base Number	Contract	AT	Region	England
% of FP17s for the same patient ID Re-attending within 3 months - Children	57	845	6.7%	11.4%	12.8%	11.9%
% of FP17s for the same patient ID Re-attending within 3 months - Adults	317	2,369	13.4%	17.1%	16.5%	15.9%
% of FP17s for the same patient ID Re-attending between 3 & 9 months - Children	454	845	53.7%	53.9%	59.7%	58.1%
% of FP17s for the same patient ID Re-attending between 3 & 9 months - Adults	978	2,369	41.3%	44.5%	53.0%	50.6%
% of FP17s for Band 1 Urgent Courses	235	2,966	7.9%	11.9%	9.2%	9.1%
% of FP17s Relating to Free Repair or Replacements	19	2,966	0.6%	0.9%	1.0%	0.8%
% of FP17s Relating to Continuations	35	2,966	1.2%	1.3%	1.2%	1.1%
% of Patients satisfied with the dentistry they have received	15	16	93.8%	91.2%	91.6%	91.4%
% of Patients satisfied with the time they had to wait for an appointment	9	16	56.3%	87.6%	88.1%	87.7%

* This is based on patients treated on this contract for their most recent course of treatment. Figures in italics indicate the base number of FP17s or Patient Questionnaire responses are less than 100. N/A is shown where the base number of responses is less than 10 during the period. % is calculated as Quantity/Base number*100

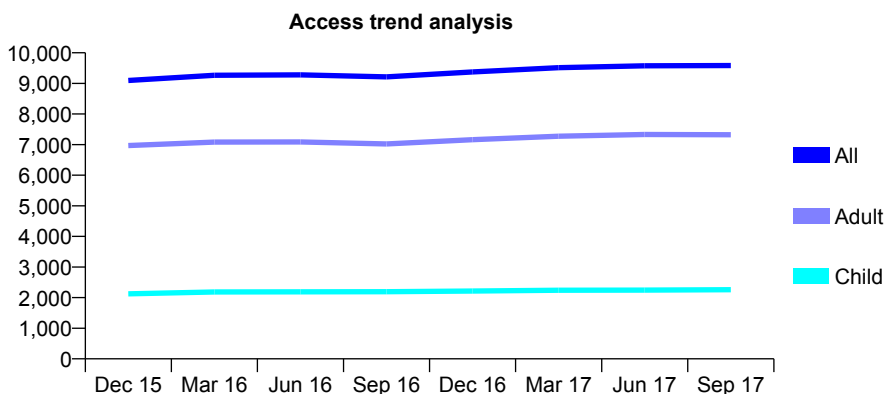
Q48 - Vital Signs At a Glance Contract Report for 195294/0001 - September 2017

Name or company name	Deacon Dental Ltd
Contract type name	GDS Contract
Purpose of contract	General
Contract start date	01/04/2009
Contract end date	

17/18 Contracted general activity (UDA)	33,226
Carry forward general activity (UDA)	0
17/18 Contracted orthodontic activity (UOA)	0
Carry forward orthodontic activity (UOA)	0
Baseline contract value	£946,117.87

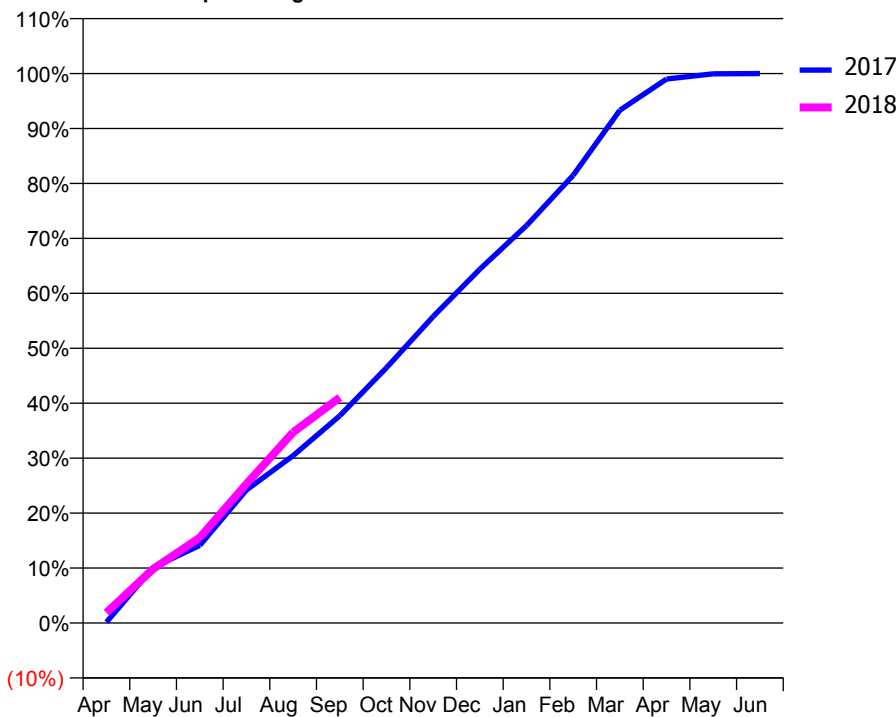
ACCESS*

Patients seen in 24 months	Total	Change since previous quarter
Quarter ending September 2016	9,215	
Quarter ending December 2016	9,375	→
Quarter ending March 2017	9,514	→
Quarter ending June 2017	9,576	→
Quarter ending September 2017	9,583	→
Variance since September 2016	4.0%	↑



ACTIVITY

Cumulative percentage of contracted UDA delivered 2017 & 2018



QUALITY

	Quantity	Base Number	Contract	AT	Region	England
% of FP17s for the same patient ID Re-attending within 3 months - Children	174	1,980	8.8%	11.4%	12.8%	11.9%
% of FP17s for the same patient ID Re-attending within 3 months - Adults	924	4,655	19.8%	17.1%	16.5%	15.9%
% of FP17s for the same patient ID Re-attending between 3 & 9 months - Children	1,250	1,980	63.1%	53.9%	59.7%	58.1%
% of FP17s for the same patient ID Re-attending between 3 & 9 months - Adults	2,123	4,655	45.6%	44.5%	53.0%	50.6%
% of FP17s for Band 1 Urgent Courses	677	5,850	11.6%	11.9%	9.2%	9.1%
% of FP17s Relating to Free Repair or Replacements	57	5,850	1.0%	0.9%	1.0%	0.8%
% of FP17s Relating to Continuations	73	5,850	1.2%	1.3%	1.2%	1.1%
% of Patients satisfied with the dentistry they have received	20	20	100.0%	91.2%	91.6%	91.4%
% of Patients satisfied with the time they had to wait for an appointment	17	20	85.0%	87.6%	88.1%	87.7%

* This is based on patients treated on this contract for their most recent course of treatment. Figures in italics indicate the base number of FP17s or Patient Questionnaire responses are less than 100. N/A is shown where the base number of responses is less than 10 during the period. % is calculated as Quantity/Base number*100

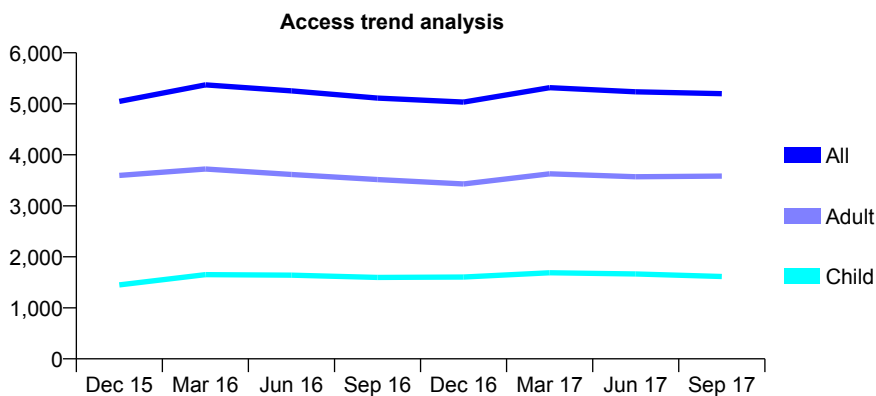
Q48 - Vital Signs At a Glance Contract Report for 197246/0001 - September 2017

Name or company name	Bennett and McGinty
Contract type name	GDS Contract
Purpose of contract	General
Contract start date	01/04/2009
Contract end date	

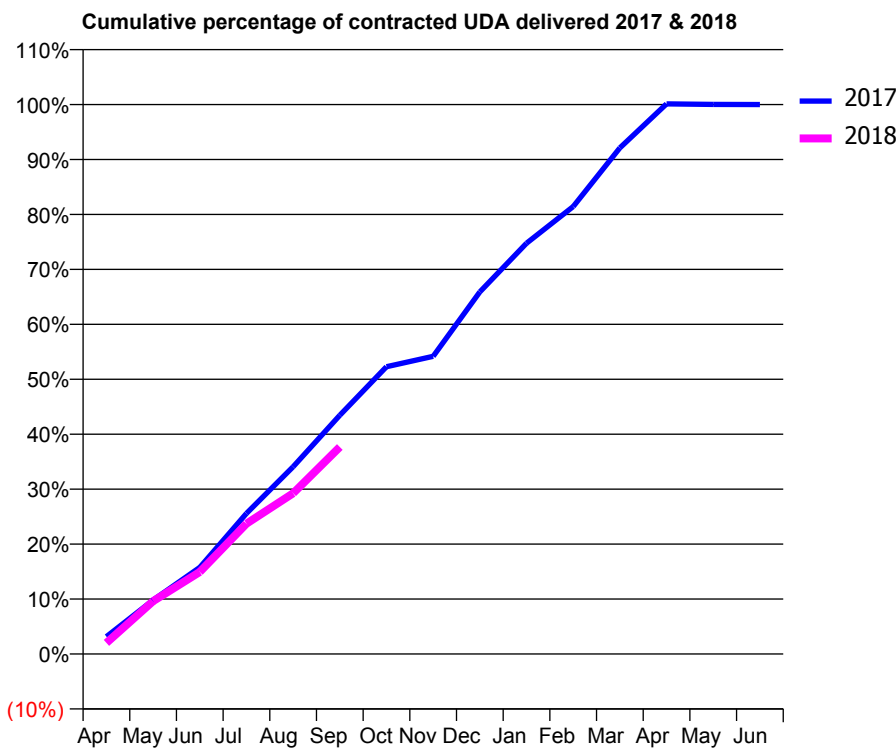
17/18 Contracted general activity (UDA)	15,282
Carry forward general activity (UDA)	0
17/18 Contracted orthodontic activity (UOA)	0
Carry forward orthodontic activity (UOA)	0
Baseline contract value	£394,290.79

ACCESS*

Patients seen in 24 months	Total	Change since previous quarter
Quarter ending September 2016	5,113	
Quarter ending December 2016	5,033	↓
Quarter ending March 2017	5,316	↑
Quarter ending June 2017	5,234	↓
Quarter ending September 2017	5,199	→
Variance since September 2016	1.7%	→



ACTIVITY



Month	Adjusted Scheduled Activity (UDA)	
	2017	2018
April	485	311
May	1,504	1,472
June	2,415	2,282
July	3,918	3,625
August	5,220	4,472
September	6,654	5,759
October	8,007	
November	8,298	
December	10,093	
January	11,447	
February	12,470	
March	14,104	
April	15,331	
May	15,318	
June	15,315	

QUALITY

	Quantity	Base Number	Contract	AT	Region	England
% of FP17s for the same patient ID Re-attending within 3 months - Children	88	921	9.6%	11.4%	12.8%	11.9%
% of FP17s for the same patient ID Re-attending within 3 months - Adults	444	2,188	20.3%	17.1%	16.5%	15.9%
% of FP17s for the same patient ID Re-attending between 3 & 9 months - Children	419	921	45.5%	53.9%	59.7%	58.1%
% of FP17s for the same patient ID Re-attending between 3 & 9 months - Adults	816	2,188	37.3%	44.5%	53.0%	50.6%
% of FP17s for Band 1 Urgent Courses	361	2,558	14.1%	11.9%	9.2%	9.1%
% of FP17s Relating to Free Repair or Replacements	54	2,558	2.1%	0.9%	1.0%	0.8%
% of FP17s Relating to Continuations	10	2,558	0.4%	1.3%	1.2%	1.1%
% of Patients satisfied with the dentistry they have received	9	10	90.0%	91.2%	91.6%	91.4%
% of Patients satisfied with the time they had to wait for an appointment	10	10	100.0%	87.6%	88.1%	87.7%

* This is based on patients treated on this contract for their most recent course of treatment. Figures in italics indicate the base number of FP17s or Patient Questionnaire responses are less than 100. N/A is shown where the base number of responses is less than 10 during the period. % is calculated as Quantity/Base number*100

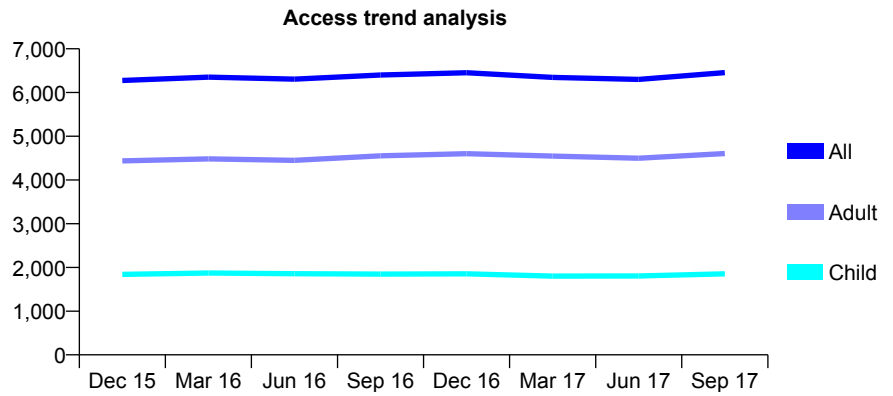
Q48 - Vital Signs At a Glance Contract Report for 197289/0001 - September 2017

Name or company name	PJ Beard & Associates Ltd
Contract type name	GDS Contract
Purpose of contract	General
Contract start date	01/09/2011
Contract end date	

17/18 Contracted general activity (UDA)	19,288
Carry forward general activity (UDA)	81
17/18 Contracted orthodontic activity (UOA)	0
Carry forward orthodontic activity (UOA)	0
Baseline contract value	£460,041.16

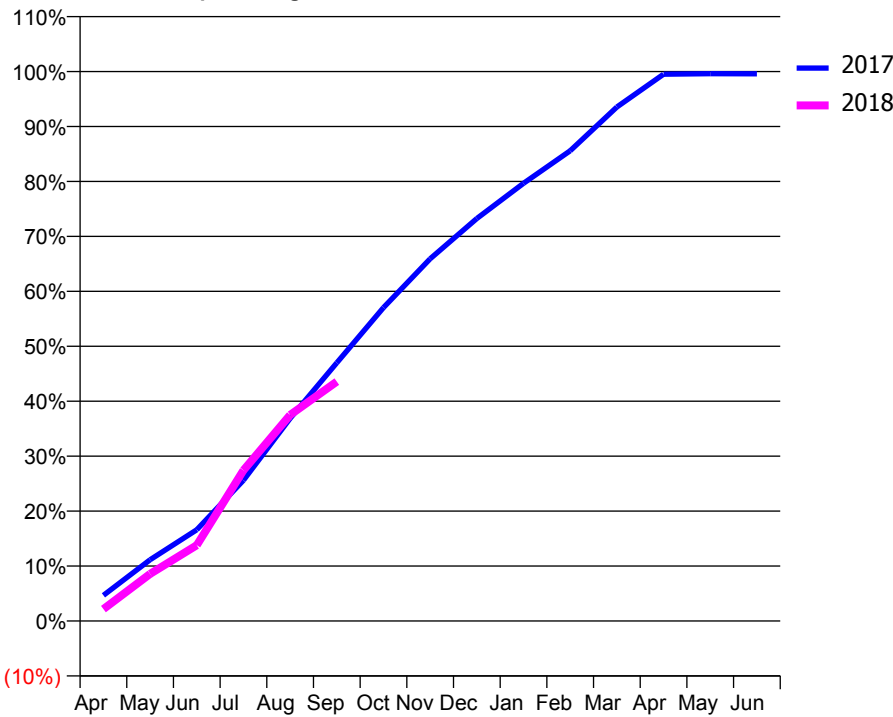
ACCESS*

Patients seen in 24 months	Total	Change since previous quarter
Quarter ending September 2016	6,400	
Quarter ending December 2016	6,454	→
Quarter ending March 2017	6,347	↓
Quarter ending June 2017	6,300	→
Quarter ending September 2017	6,456	↑
Variance since September 2016	0.9%	→



ACTIVITY

Cumulative percentage of contracted UDA delivered 2017 & 2018



Month	Adjusted Scheduled Activity (UDA)	
	2017	2018
April	903	419
May	2,153	1,654
June	3,203	2,663
July	4,942	5,293
August	7,114	7,236
September	9,066	8,402
October	11,004	
November	12,717	
December	14,129	
January	15,366	
February	16,508	
March	18,043	
April	19,194	
May	19,210	
June	19,207	

QUALITY

	Quantity	Base Number	Contract	AT	Region	England
% of FP17s for the same patient ID Re-attending within 3 months - Children	119	1,556	7.6%	11.4%	12.8%	11.9%
% of FP17s for the same patient ID Re-attending within 3 months - Adults	473	2,997	15.8%	17.1%	16.5%	15.9%
% of FP17s for the same patient ID Re-attending between 3 & 9 months - Children	987	1,556	63.4%	53.9%	59.7%	58.1%
% of FP17s for the same patient ID Re-attending between 3 & 9 months - Adults	1,315	2,997	43.9%	44.5%	53.0%	50.6%
% of FP17s for Band 1 Urgent Courses	342	3,981	8.6%	11.9%	9.2%	9.1%
% of FP17s Relating to Free Repair or Replacements	27	3,981	0.7%	0.9%	1.0%	0.8%
% of FP17s Relating to Continuations	94	3,981	2.4%	1.3%	1.2%	1.1%
% of Patients satisfied with the dentistry they have received	17	17	100.0%	91.2%	91.6%	91.4%
% of Patients satisfied with the time they had to wait for an appointment	14	17	82.4%	87.6%	88.1%	87.7%

* This is based on patients treated on this contract for their most recent course of treatment. Figures in italics indicate the base number of FP17s or Patient Questionnaire responses are less than 100. N/A is shown where the base number of responses is less than 10 during the period. % is calculated as Quantity/Base number*100

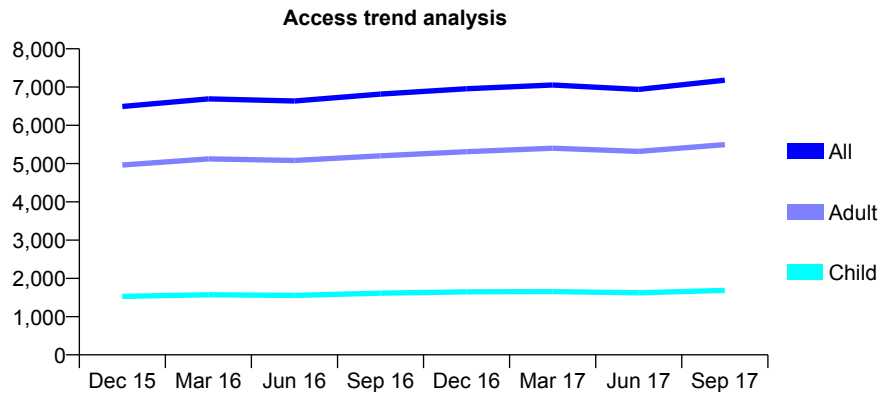
Q48 - Vital Signs At a Glance Contract Report for 198633/0002 - September 2017

Name or company name	Mr O Butt & Mrs S Alam
Contract type name	GDS Contract
Purpose of contract	General
Contract start date	01/04/2008
Contract end date	

17/18 Contracted general activity (UDA)	22,345
Carry forward general activity (UDA)	0
17/18 Contracted orthodontic activity (UOA)	0
Carry forward orthodontic activity (UOA)	0
Baseline contract value	£576,523.21

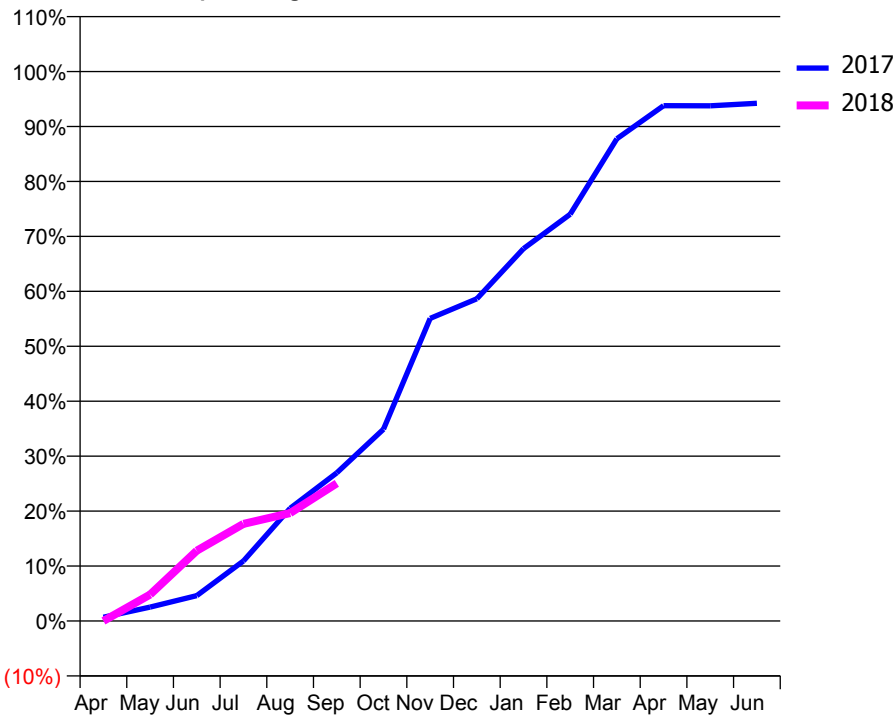
ACCESS*

Patients seen in 24 months	Total	Change since previous quarter
Quarter ending September 2016	6,816	
Quarter ending December 2016	6,957	↑
Quarter ending March 2017	7,055	→
Quarter ending June 2017	6,940	↓
Quarter ending September 2017	7,180	↑
Variance since September 2016	5.3%	↑



ACTIVITY

Cumulative percentage of contracted UDA delivered 2017 & 2018



Month	Adjusted Scheduled Activity (UDA)	
	2017	2018
April	153	0
May	567	1,076
June	1,033	2,860
July	2,444	3,951
August	4,583	4,388
September	6,029	5,598
October	7,799	
November	12,309	
December	13,104	
January	15,140	
February	16,540	
March	19,608	
April	20,955	
May	20,952	
June	21,053	

QUALITY

	Quantity	Base Number	Contract	AT	Region	England
% of FP17s for the same patient ID Re-attending within 3 months - Children	60	939	6.4%	11.4%	12.8%	11.9%
% of FP17s for the same patient ID Re-attending within 3 months - Adults	389	2,903	13.4%	17.1%	16.5%	15.9%
% of FP17s for the same patient ID Re-attending between 3 & 9 months - Children	551	939	58.7%	53.9%	59.7%	58.1%
% of FP17s for the same patient ID Re-attending between 3 & 9 months - Adults	1,436	2,903	49.5%	44.5%	53.0%	50.6%
% of FP17s for Band 1 Urgent Courses	263	2,794	9.4%	11.9%	9.2%	9.1%
% of FP17s Relating to Free Repair or Replacements	18	2,794	0.6%	0.9%	1.0%	0.8%
% of FP17s Relating to Continuations	18	2,794	0.6%	1.3%	1.2%	1.1%
% of Patients satisfied with the dentistry they have received	47	49	95.9%	91.2%	91.6%	91.4%
% of Patients satisfied with the time they had to wait for an appointment	43	49	87.8%	87.6%	88.1%	87.7%

* This is based on patients treated on this contract for their most recent course of treatment. Figures in italics indicate the base number of FP17s or Patient Questionnaire responses are less than 100. N/A is shown where the base number of responses is less than 10 during the period. % is calculated as Quantity/Base number*100

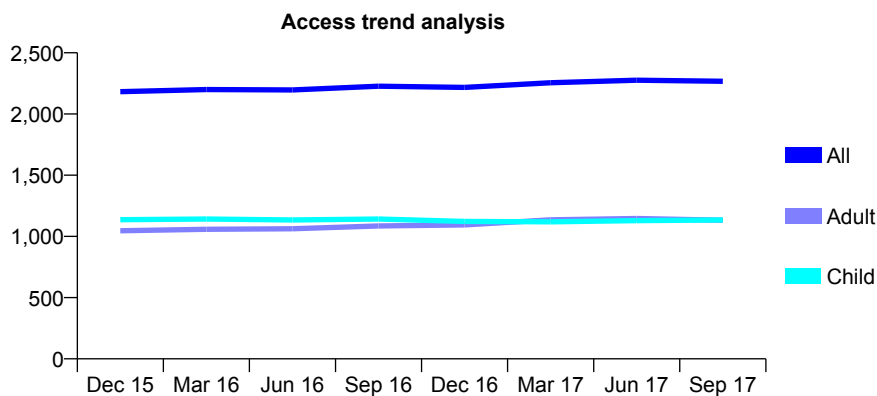
Q48 - Vital Signs At a Glance Contract Report for 199354/0001 - September 2017

Name or company name	Aigburth Dental Practice
Contract type name	GDS Contract
Purpose of contract	General
Contract start date	01/06/2012
Contract end date	

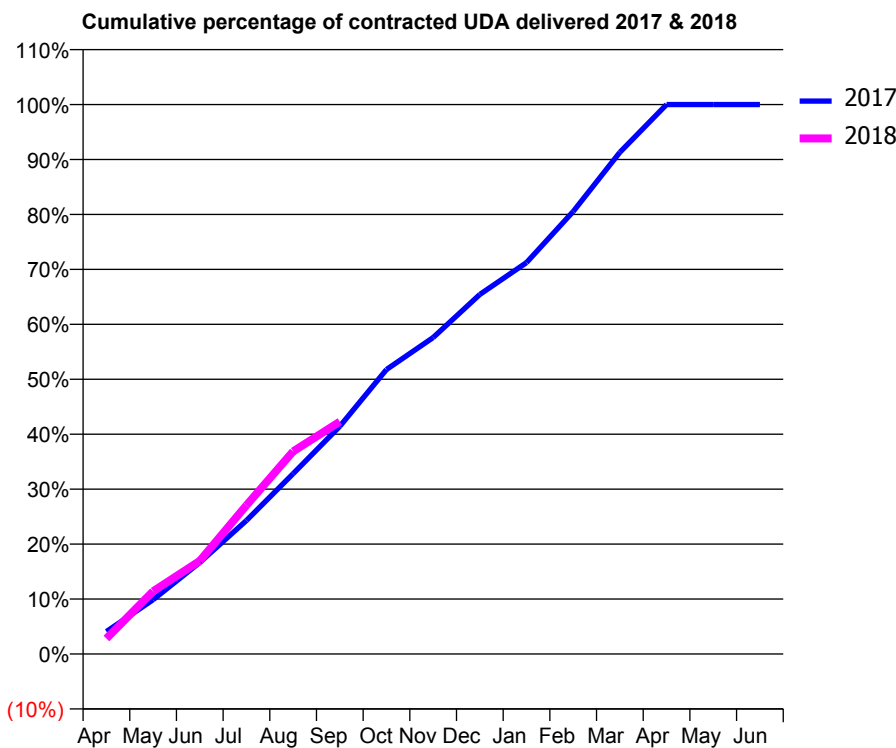
17/18 Contracted general activity (UDA)	6,357
Carry forward general activity (UDA)	0
17/18 Contracted orthodontic activity (UOA)	0
Carry forward orthodontic activity (UOA)	0
Baseline contract value	£222,404.38

ACCESS*

Patients seen in 24 months	Total	Change since previous quarter
Quarter ending September 2016	2,227	
Quarter ending December 2016	2,217	→
Quarter ending March 2017	2,255	→
Quarter ending June 2017	2,276	→
Quarter ending September 2017	2,267	→
Variance since September 2016	1.8%	→



ACTIVITY



Month	Adjusted Scheduled Activity (UDA)	
	2017	2018
April	264	180
May	637	726
June	1,075	1,078
July	1,566	1,720
August	2,117	2,344
September	2,672	2,687
October	3,338	
November	3,714	
December	4,219	
January	4,593	
February	5,192	
March	5,887	
April	6,448	
May	6,448	
June	6,448	

QUALITY

	Quantity	Base Number	Contract	AT	Region	England
% of FP17s for the same patient ID Re-attending within 3 months - Children	72	879	8.2%	11.4%	12.8%	11.9%
% of FP17s for the same patient ID Re-attending within 3 months - Adults	110	729	15.1%	17.1%	16.5%	15.9%
% of FP17s for the same patient ID Re-attending between 3 & 9 months - Children	484	879	55.1%	53.9%	59.7%	58.1%
% of FP17s for the same patient ID Re-attending between 3 & 9 months - Adults	323	729	44.3%	44.5%	53.0%	50.6%
% of FP17s for Band 1 Urgent Courses	77	1,404	5.5%	11.9%	9.2%	9.1%
% of FP17s Relating to Free Repair or Replacements	4	1,404	0.3%	0.9%	1.0%	0.8%
% of FP17s Relating to Continuations	28	1,404	2.0%	1.3%	1.2%	1.1%
% of Patients satisfied with the dentistry they have received	6	6	N/A	91.2%	91.6%	91.4%
% of Patients satisfied with the time they had to wait for an appointment	6	6	N/A	87.6%	88.1%	87.7%

* This is based on patients treated on this contract for their most recent course of treatment. Figures in italics indicate the base number of FP17s or Patient Questionnaire responses are less than 100. N/A is shown where the base number of responses is less than 10 during the period. % is calculated as Quantity/Base number*100

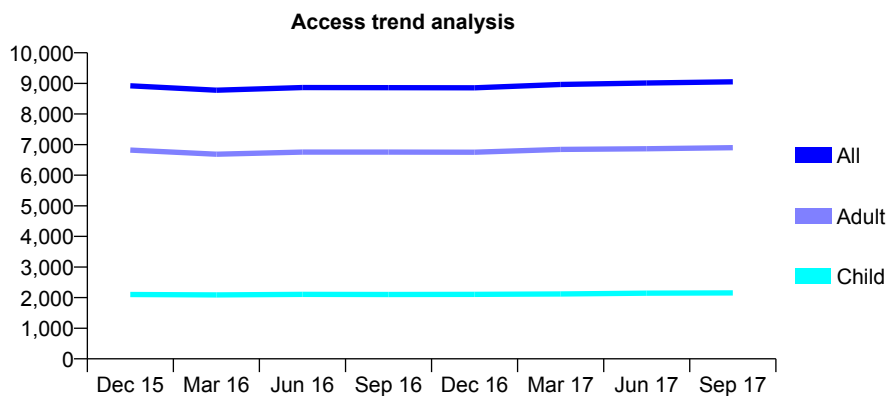
Q48 - Vital Signs At a Glance Contract Report for 199605/0001 - September 2017

Name or company name	Chantastic Limited
Contract type name	GDS Contract
Purpose of contract	General
Contract start date	01/04/2011
Contract end date	

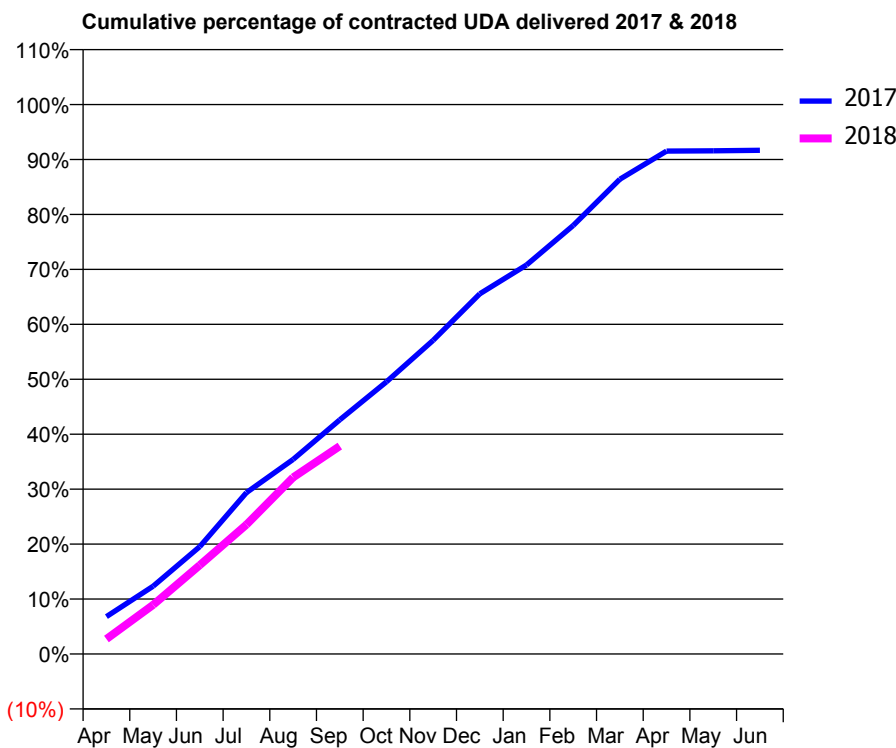
17/18 Contracted general activity (UDA)	35,375
Carry forward general activity (UDA)	0
17/18 Contracted orthodontic activity (UOA)	0
Carry forward orthodontic activity (UOA)	0
Baseline contract value	£1,142,952.10

ACCESS*

Patients seen in 24 months	Total	Change since previous quarter
Quarter ending September 2016	8,859	
Quarter ending December 2016	8,857	→
Quarter ending March 2017	8,963	→
Quarter ending June 2017	9,011	→
Quarter ending September 2017	9,054	→
Variance since September 2016	2.2%	↑



ACTIVITY



Month	Adjusted Scheduled Activity (UDA)	
	2017	2018
April	2,411	968
May	4,365	3,164
June	6,912	5,725
July	10,389	8,335
August	12,532	11,367
September	15,079	13,387
October	17,523	
November	20,196	
December	23,187	
January	25,045	
February	27,583	
March	30,566	
April	32,378	
May	32,391	
June	32,423	

QUALITY

	Quantity	Base Number	Contract	AT	Region	England
% of FP17s for the same patient ID Re-attending within 3 months - Children	175	1,726	10.1%	11.4%	12.8%	11.9%
% of FP17s for the same patient ID Re-attending within 3 months - Adults	588	4,358	13.5%	17.1%	16.5%	15.9%
% of FP17s for the same patient ID Re-attending between 3 & 9 months - Children	924	1,726	53.5%	53.9%	59.7%	58.1%
% of FP17s for the same patient ID Re-attending between 3 & 9 months - Adults	2,020	4,358	46.4%	44.5%	53.0%	50.6%
% of FP17s for Band 1 Urgent Courses	506	5,476	9.2%	11.9%	9.2%	9.1%
% of FP17s Relating to Free Repair or Replacements	82	5,476	1.5%	0.9%	1.0%	0.8%
% of FP17s Relating to Continuations	35	5,476	0.6%	1.3%	1.2%	1.1%
% of Patients satisfied with the dentistry they have received	24	26	92.3%	91.2%	91.6%	91.4%
% of Patients satisfied with the time they had to wait for an appointment	24	26	92.3%	87.6%	88.1%	87.7%

* This is based on patients treated on this contract for their most recent course of treatment. Figures in italics indicate the base number of FP17s or Patient Questionnaire responses are less than 100. N/A is shown where the base number of responses is less than 10 during the period. % is calculated as Quantity/Base number*100

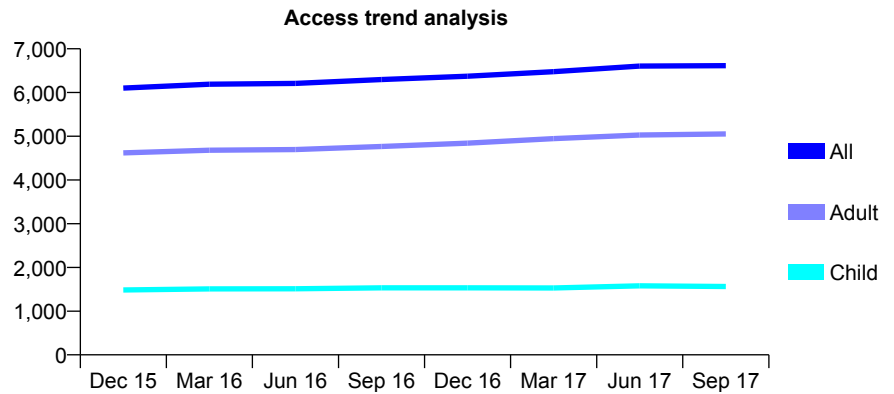
Q48 - Vital Signs At a Glance Contract Report for 199796/0001 - September 2017

Name or company name	Stanley Villas Ltd
Contract type name	GDS Contract
Purpose of contract	General
Contract start date	01/04/2009
Contract end date	

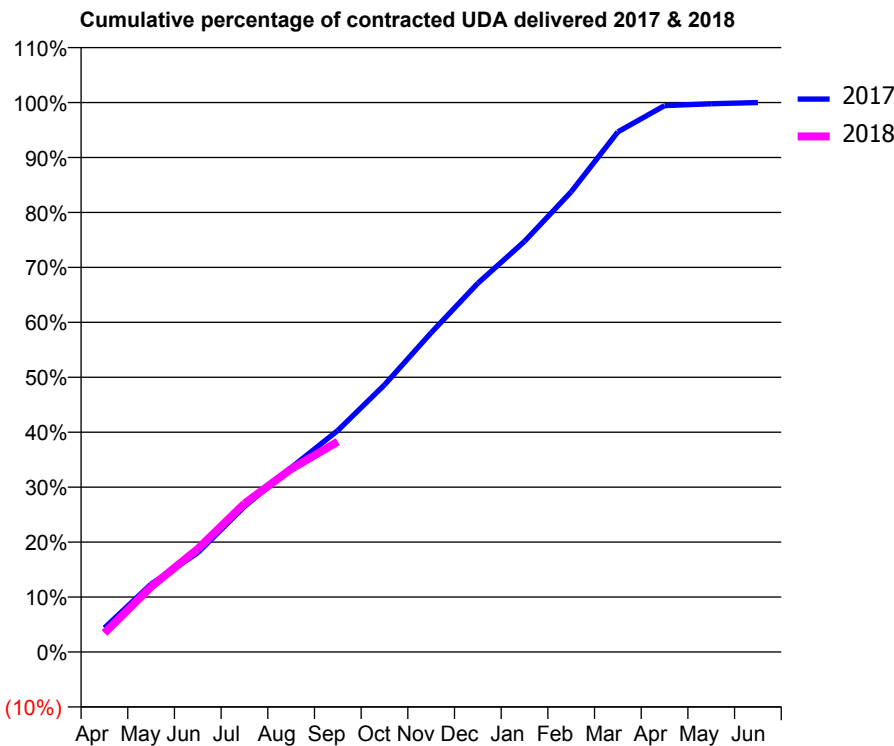
17/18 Contracted general activity (UDA)	22,074
Carry forward general activity (UDA)	0
17/18 Contracted orthodontic activity (UOA)	0
Carry forward orthodontic activity (UOA)	0
Baseline contract value	£645,063.58

ACCESS*

Patients seen in 24 months	Total	Change since previous quarter
Quarter ending September 2016	6,297	
Quarter ending December 2016	6,373	→
Quarter ending March 2017	6,477	→
Quarter ending June 2017	6,606	→
Quarter ending September 2017	6,615	→
Variance since September 2016	5.1%	↑



ACTIVITY



Month	Adjusted Scheduled Activity (UDA)	
	2017	2018
April	975	761
May	2,748	2,621
June	4,011	4,145
July	5,881	5,967
August	7,451	7,351
September	8,957	8,451
October	10,796	
November	12,905	
December	14,904	
January	16,598	
February	18,602	
March	21,019	
April	22,082	
May	22,159	
June	22,208	

QUALITY

	Quantity	Base Number	Contract	AT	Region	England
% of FP17s for the same patient ID Re-attending within 3 months - Children	88	1,018	8.6%	11.4%	12.8%	11.9%
% of FP17s for the same patient ID Re-attending within 3 months - Adults	394	3,097	12.7%	17.1%	16.5%	15.9%
% of FP17s for the same patient ID Re-attending between 3 & 9 months - Children	569	1,018	55.9%	53.9%	59.7%	58.1%
% of FP17s for the same patient ID Re-attending between 3 & 9 months - Adults	1,556	3,097	50.2%	44.5%	53.0%	50.6%
% of FP17s for Band 1 Urgent Courses	303	3,726	8.1%	11.9%	9.2%	9.1%
% of FP17s Relating to Free Repair or Replacements	34	3,726	0.9%	0.9%	1.0%	0.8%
% of FP17s Relating to Continuations	80	3,726	2.1%	1.3%	1.2%	1.1%
% of Patients satisfied with the dentistry they have received	19	20	95.0%	91.2%	91.6%	91.4%
% of Patients satisfied with the time they had to wait for an appointment	20	20	100.0%	87.6%	88.1%	87.7%

* This is based on patients treated on this contract for their most recent course of treatment. Figures in italics indicate the base number of FP17s or Patient Questionnaire responses are less than 100. N/A is shown where the base number of responses is less than 10 during the period. % is calculated as Quantity/Base number*100

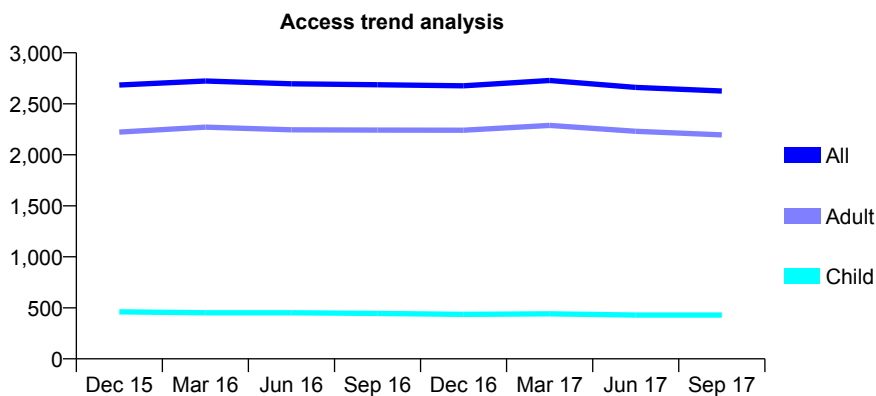
Q48 - Vital Signs At a Glance Contract Report for 209341/0001 - September 2017

Name or company name	Mr Peter George
Contract type name	GDS Contract
Purpose of contract	General
Contract start date	01/04/2006
Contract end date	

17/18 Contracted general activity (UDA)	6,253
Carry forward general activity (UDA)	50
17/18 Contracted orthodontic activity (UOA)	0
Carry forward orthodontic activity (UOA)	0
Baseline contract value	£176,008.29

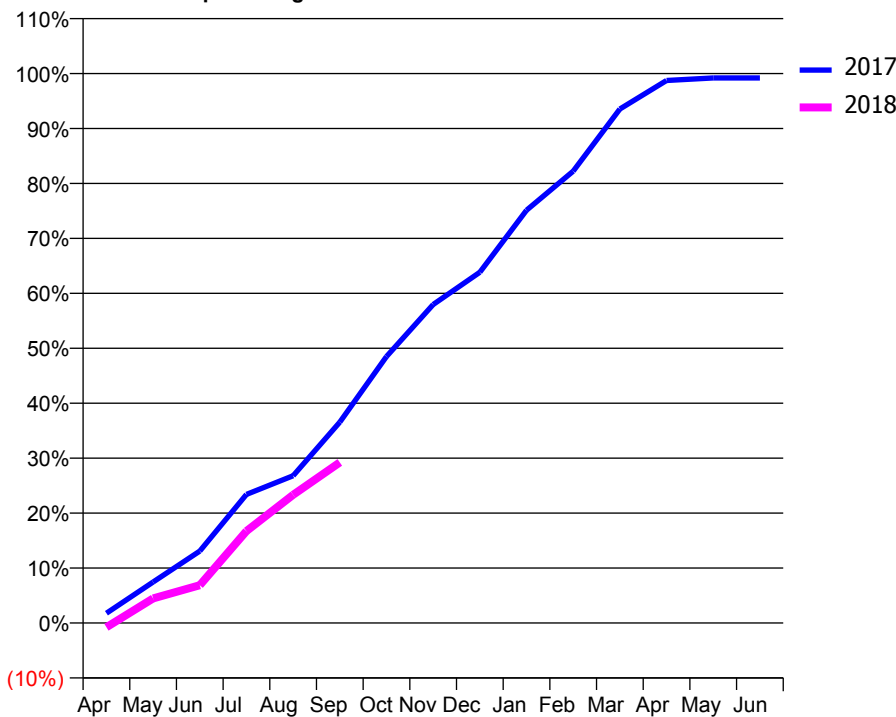
ACCESS*

Patients seen in 24 months	Total	Change since previous quarter
Quarter ending September 2016	2,687	
Quarter ending December 2016	2,677	→
Quarter ending March 2017	2,729	→
Quarter ending June 2017	2,661	↓
Quarter ending September 2017	2,625	↓
Variance since September 2016	(2.3%)	↓



ACTIVITY

Cumulative percentage of contracted UDA delivered 2017 & 2018



Adjusted Scheduled Activity (UDA)		
Month	2017	2018
April	112	-50
May	467	280
June	819	431
July	1,463	1,046
August	1,676	1,458
September	2,285	1,828
October	3,032	
November	3,625	
December	3,991	
January	4,697	
February	5,142	
March	5,849	
April	6,174	
May	6,203	
June	6,203	

QUALITY

	Quantity	Base Number	Contract	AT	Region	England
% of FP17s for the same patient ID Re-attending within 3 months - Children	10	183	5.5%	11.4%	12.8%	11.9%
% of FP17s for the same patient ID Re-attending within 3 months - Adults	170	965	17.6%	17.1%	16.5%	15.9%
% of FP17s for the same patient ID Re-attending between 3 & 9 months - Children	69	183	37.7%	53.9%	59.7%	58.1%
% of FP17s for the same patient ID Re-attending between 3 & 9 months - Adults	277	965	28.7%	44.5%	53.0%	50.6%
% of FP17s for Band 1 Urgent Courses	177	971	18.2%	11.9%	9.2%	9.1%
% of FP17s Relating to Free Repair or Replacements	5	971	0.5%	0.9%	1.0%	0.8%
% of FP17s Relating to Continuations	13	971	1.3%	1.3%	1.2%	1.1%
% of Patients satisfied with the dentistry they have received	10	10	100.0%	91.2%	91.6%	91.4%
% of Patients satisfied with the time they had to wait for an appointment	10	10	100.0%	87.6%	88.1%	87.7%

* This is based on patients treated on this contract for their most recent course of treatment. Figures in italics indicate the base number of FP17s or Patient Questionnaire responses are less than 100. N/A is shown where the base number of responses is less than 10 during the period. % is calculated as Quantity/Base number*100

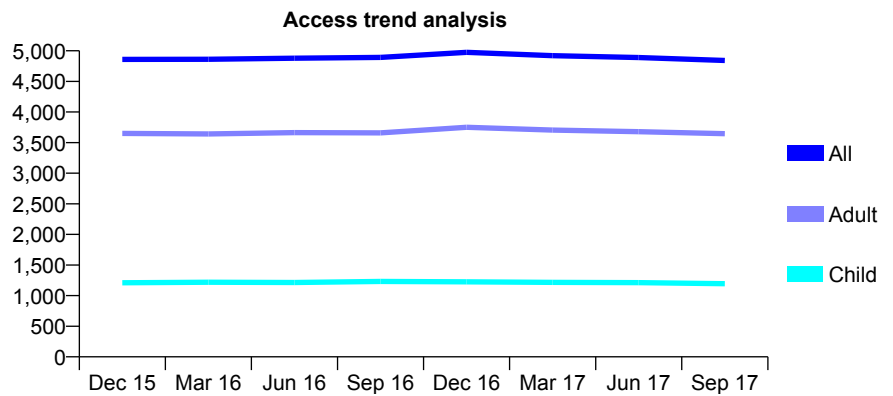
Q48 - Vital Signs At a Glance Contract Report for 221244/0002 - September 2017

Name or company name	MR MJ FARANDOS
Contract type name	GDS Contract
Purpose of contract	General
Contract start date	01/04/2006
Contract end date	

17/18 Contracted general activity (UDA)	17,195
Carry forward general activity (UDA)	0
17/18 Contracted orthodontic activity (UOA)	0
Carry forward orthodontic activity (UOA)	0
Baseline contract value	£443,648.10

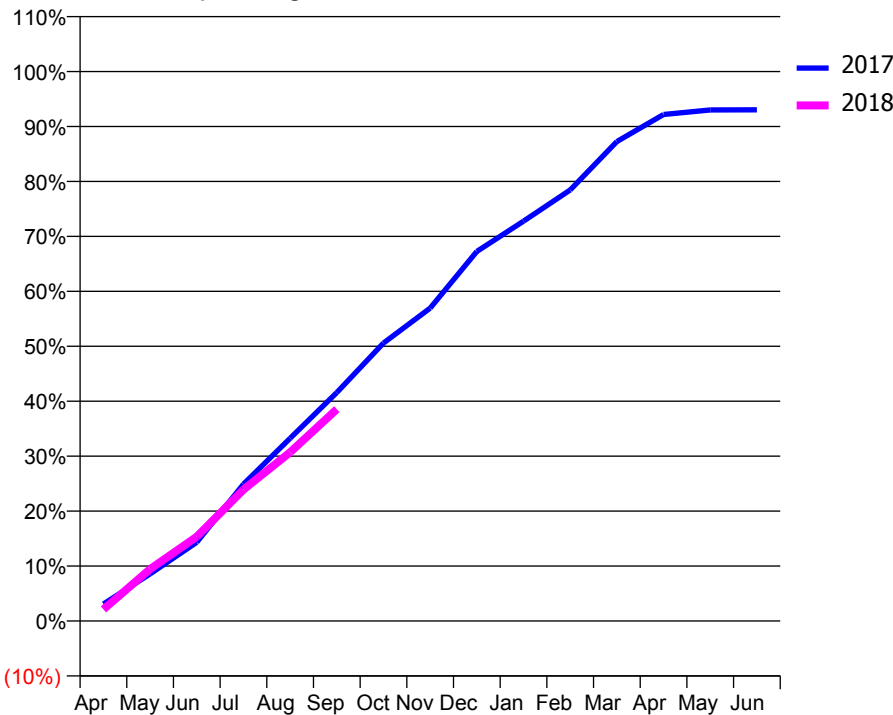
ACCESS*

Patients seen in 24 months	Total	Change since previous quarter
Quarter ending September 2016	4,892	
Quarter ending December 2016	4,976	→
Quarter ending March 2017	4,921	↓
Quarter ending June 2017	4,891	→
Quarter ending September 2017	4,841	↓
Variance since September 2016	(1.0%)	↓



ACTIVITY

Cumulative percentage of contracted UDA delivered 2017 & 2018



Month	Adjusted Scheduled Activity (UDA)	
	2017	2018
April	530	367
May	1,474	1,624
June	2,465	2,641
July	4,283	4,112
August	5,718	5,282
September	7,151	6,627
October	8,697	
November	9,793	
December	11,564	
January	12,511	
February	13,490	
March	15,002	
April	15,852	
May	15,991	
June	15,994	

QUALITY

	Quantity	Base Number	Contract	AT	Region	England
% of FP17s for the same patient ID Re-attending within 3 months - Children	57	711	8.0%	11.4%	12.8%	11.9%
% of FP17s for the same patient ID Re-attending within 3 months - Adults	384	2,060	18.6%	17.1%	16.5%	15.9%
% of FP17s for the same patient ID Re-attending between 3 & 9 months - Children	271	711	38.1%	53.9%	59.7%	58.1%
% of FP17s for the same patient ID Re-attending between 3 & 9 months - Adults	666	2,060	32.3%	44.5%	53.0%	50.6%
% of FP17s for Band 1 Urgent Courses	255	2,412	10.6%	11.9%	9.2%	9.1%
% of FP17s Relating to Free Repair or Replacements	31	2,412	1.3%	0.9%	1.0%	0.8%
% of FP17s Relating to Continuations	25	2,412	1.0%	1.3%	1.2%	1.1%
% of Patients satisfied with the dentistry they have received	8	9	N/A	91.2%	91.6%	91.4%
% of Patients satisfied with the time they had to wait for an appointment	9	9	N/A	87.6%	88.1%	87.7%

* This is based on patients treated on this contract for their most recent course of treatment. Figures in italics indicate the base number of FP17s or Patient Questionnaire responses are less than 100. N/A is shown where the base number of responses is less than 10 during the period. % is calculated as Quantity/Base number*100

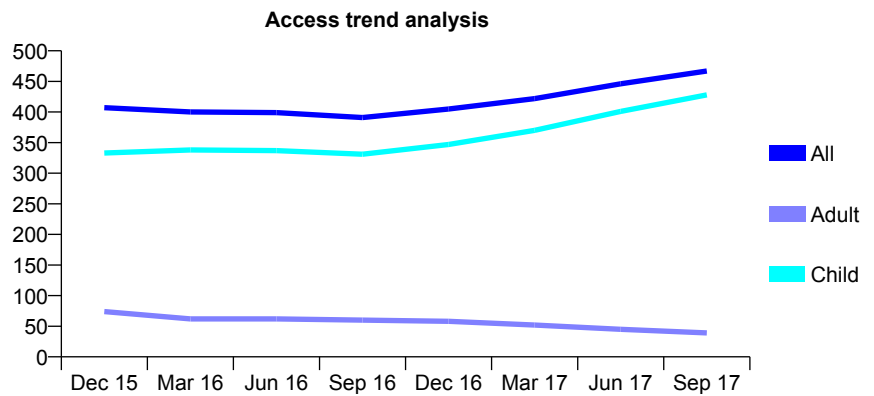
Q48 - Vital Signs At a Glance Contract Report for 231576/0001 - September 2017

Name or company name	MR DJ GARMORY
Contract type name	GDS Contract
Purpose of contract	General
Contract start date	01/04/2006
Contract end date	

17/18 Contracted general activity (UDA)	1,300
Carry forward general activity (UDA)	0
17/18 Contracted orthodontic activity (UOA)	0
Carry forward orthodontic activity (UOA)	0
Baseline contract value	£30,061.38

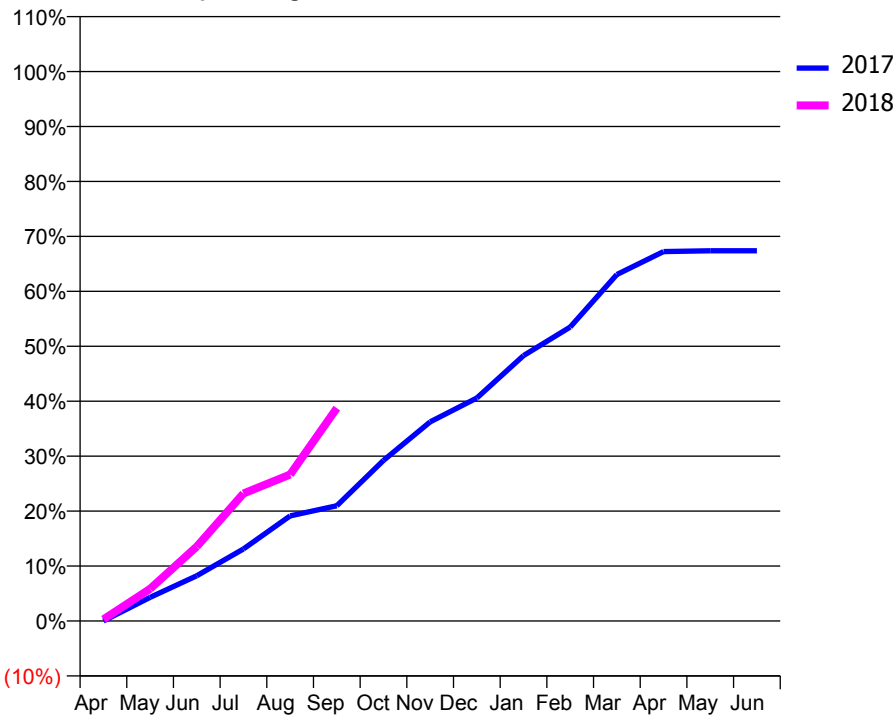
ACCESS*

Patients seen in 24 months	Total	Change since previous quarter
Quarter ending September 2016	391	
Quarter ending December 2016	405	↑
Quarter ending March 2017	422	↑
Quarter ending June 2017	446	↑
Quarter ending September 2017	467	↑
Variance since September 2016	19.4%	↑



ACTIVITY

Cumulative percentage of contracted UDA delivered 2017 & 2018



Month	Adjusted Scheduled Activity (UDA)	
	2017	2018
April	0	4
May	56	76
June	107	176
July	171	302
August	249	346
September	273	504
October	380	
November	471	
December	528	
January	628	
February	695	
March	820	
April	874	
May	876	
June	876	

QUALITY

	Quantity	Base Number	Contract	AT	Region	England
% of FP17s for the same patient ID Re-attending within 3 months - Children	52	373	13.9%	11.4%	12.8%	11.9%
% of FP17s for the same patient ID Re-attending within 3 months - Adults	0	0	N/A	17.1%	16.5%	15.9%
% of FP17s for the same patient ID Re-attending between 3 & 9 months - Children	199	373	53.4%	53.9%	59.7%	58.1%
% of FP17s for the same patient ID Re-attending between 3 & 9 months - Adults	0	0	N/A	44.5%	53.0%	50.6%
% of FP17s for Band 1 Urgent Courses	14	336	4.2%	11.9%	9.2%	9.1%
% of FP17s Relating to Free Repair or Replacements	0	336	0.0%	0.9%	1.0%	0.8%
% of FP17s Relating to Continuations	1	336	0.3%	1.3%	1.2%	1.1%
% of Patients satisfied with the dentistry they have received	0	0	N/A	91.2%	91.6%	91.4%
% of Patients satisfied with the time they had to wait for an appointment	0	0	N/A	87.6%	88.1%	87.7%

* This is based on patients treated on this contract for their most recent course of treatment. Figures in italics indicate the base number of FP17s or Patient Questionnaire responses are less than 100. N/A is shown where the base number of responses is less than 10 during the period. % is calculated as Quantity/Base number*100

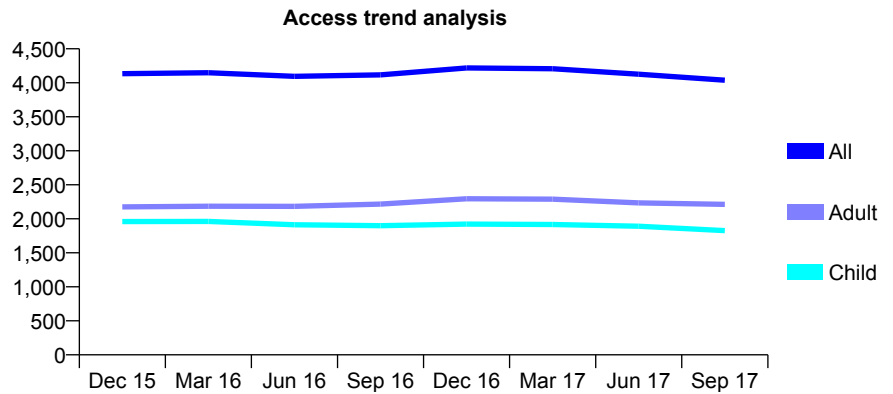
Q48 - Vital Signs At a Glance Contract Report for 243973/0001 - September 2017

Name or company name	MR S SHARMA
Contract type name	GDS Contract
Purpose of contract	General
Contract start date	01/04/2006
Contract end date	

17/18 Contracted general activity (UDA)	12,950
Carry forward general activity (UDA)	0
17/18 Contracted orthodontic activity (UOA)	0
Carry forward orthodontic activity (UOA)	0
Baseline contract value	£334,122.87

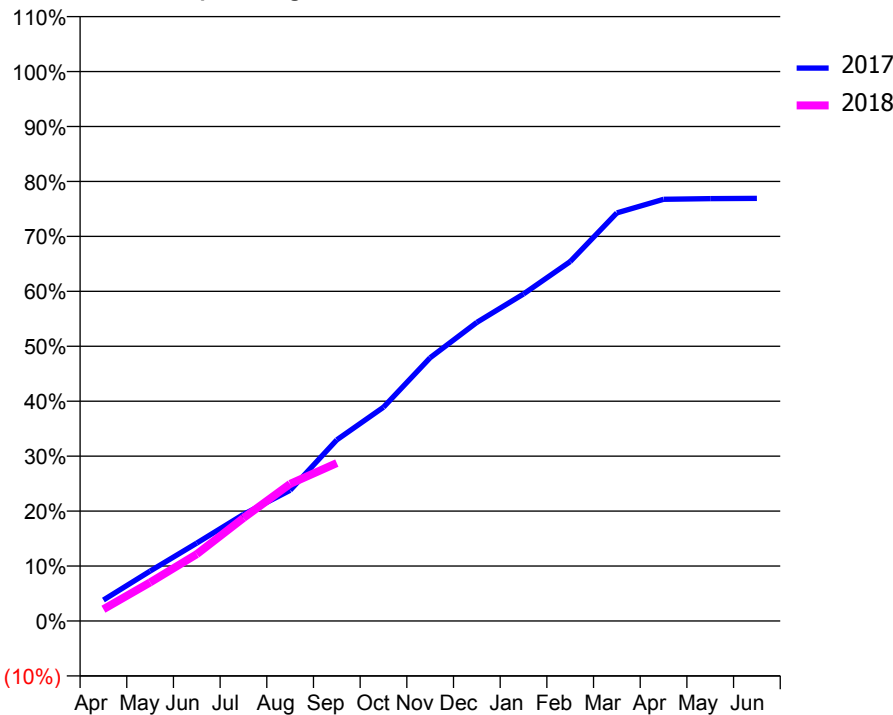
ACCESS*

Patients seen in 24 months	Total	Change since previous quarter
Quarter ending September 2016	4,116	
Quarter ending December 2016	4,218	↑
Quarter ending March 2017	4,207	→
Quarter ending June 2017	4,126	↓
Quarter ending September 2017	4,038	↓
Variance since September 2016	(1.9%)	↓



ACTIVITY

Cumulative percentage of contracted UDA delivered 2017 & 2018



Month	Adjusted Scheduled Activity (UDA)	
	2017	2018
April	495	279
May	1,176	911
June	1,837	1,575
July	2,514	2,429
August	3,080	3,234
September	4,271	3,724
October	5,038	
November	6,206	
December	7,038	
January	7,708	
February	8,472	
March	9,617	
April	9,940	
May	9,955	
June	9,961	

QUALITY

	Quantity	Base Number	Contract	AT	Region	England
% of FP17s for the same patient ID Re-attending within 3 months - Children	98	1,072	9.1%	11.4%	12.8%	11.9%
% of FP17s for the same patient ID Re-attending within 3 months - Adults	184	1,048	17.6%	17.1%	16.5%	15.9%
% of FP17s for the same patient ID Re-attending between 3 & 9 months - Children	574	1,072	53.5%	53.9%	59.7%	58.1%
% of FP17s for the same patient ID Re-attending between 3 & 9 months - Adults	346	1,048	33.0%	44.5%	53.0%	50.6%
% of FP17s for Band 1 Urgent Courses	244	1,972	12.4%	11.9%	9.2%	9.1%
% of FP17s Relating to Free Repair or Replacements	9	1,972	0.5%	0.9%	1.0%	0.8%
% of FP17s Relating to Continuations	3	1,972	0.2%	1.3%	1.2%	1.1%
% of Patients satisfied with the dentistry they have received	4	5	N/A	91.2%	91.6%	91.4%
% of Patients satisfied with the time they had to wait for an appointment	4	5	N/A	87.6%	88.1%	87.7%

* This is based on patients treated on this contract for their most recent course of treatment. Figures in italics indicate the base number of FP17s or Patient Questionnaire responses are less than 100. N/A is shown where the base number of responses is less than 10 during the period. % is calculated as Quantity/Base number*100

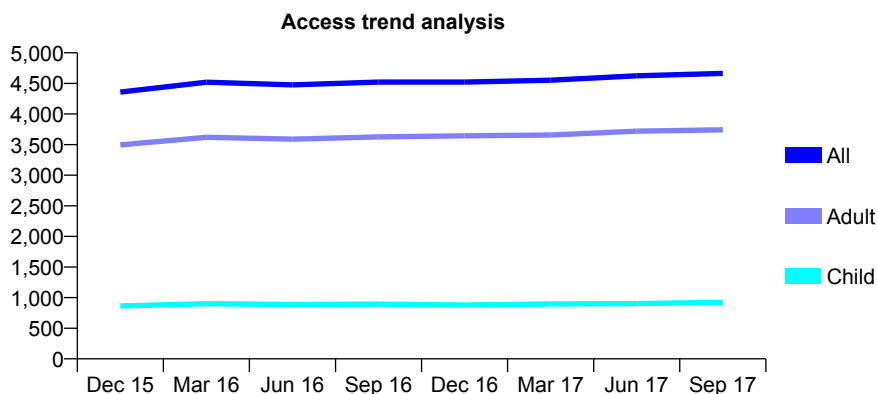
Q48 - Vital Signs At a Glance Contract Report for 277479/0001 - September 2017

Name or company name	MR JR HYSLOP
Contract type name	GDS Contract
Purpose of contract	General
Contract start date	01/04/2014
Contract end date	

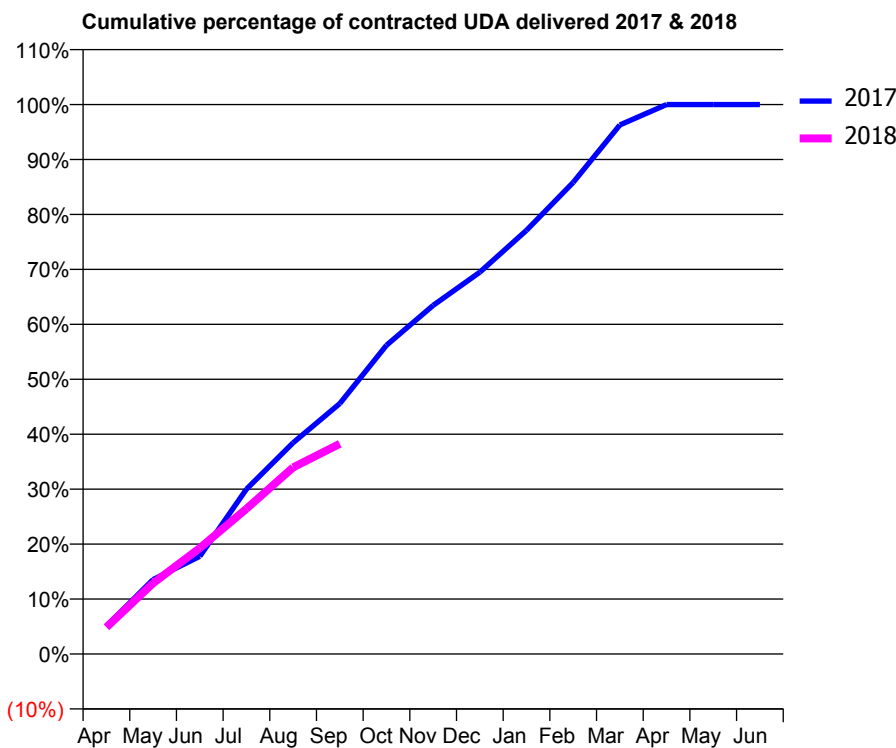
17/18 Contracted general activity (UDA)	17,501
Carry forward general activity (UDA)	0
17/18 Contracted orthodontic activity (UOA)	0
Carry forward orthodontic activity (UOA)	0
Baseline contract value	£500,278.88

ACCESS*

Patients seen in 24 months	Total	Change since previous quarter
Quarter ending September 2016	4,521	
Quarter ending December 2016	4,522	→
Quarter ending March 2017	4,553	→
Quarter ending June 2017	4,625	→
Quarter ending September 2017	4,663	→
Variance since September 2016	3.1%	↑



ACTIVITY



Month	Adjusted Scheduled Activity (UDA)	
	2017	2018
April	897	852
May	2,382	2,257
June	3,121	3,374
July	5,269	4,627
August	6,754	5,943
September	8,007	6,695
October	9,868	
November	11,143	
December	12,201	
January	13,543	
February	15,072	
March	16,908	
April	17,561	
May	17,561	
June	17,561	

QUALITY

	Quantity	Base Number	Contract	AT	Region	England
% of FP17s for the same patient ID Re-attending within 3 months - Children	62	742	8.4%	11.4%	12.8%	11.9%
% of FP17s for the same patient ID Re-attending within 3 months - Adults	361	2,534	14.2%	17.1%	16.5%	15.9%
% of FP17s for the same patient ID Re-attending between 3 & 9 months - Children	494	742	66.6%	53.9%	59.7%	58.1%
% of FP17s for the same patient ID Re-attending between 3 & 9 months - Adults	1,634	2,534	64.5%	44.5%	53.0%	50.6%
% of FP17s for Band 1 Urgent Courses	265	3,032	8.7%	11.9%	9.2%	9.1%
% of FP17s Relating to Free Repair or Replacements	17	3,032	0.6%	0.9%	1.0%	0.8%
% of FP17s Relating to Continuations	30	3,032	1.0%	1.3%	1.2%	1.1%
% of Patients satisfied with the dentistry they have received	14	14	100.0%	91.2%	91.6%	91.4%
% of Patients satisfied with the time they had to wait for an appointment	13	14	92.9%	87.6%	88.1%	87.7%

* This is based on patients treated on this contract for their most recent course of treatment. Figures in italics indicate the base number of FP17s or Patient Questionnaire responses are less than 100. N/A is shown where the base number of responses is less than 10 during the period. % is calculated as Quantity/Base number*100

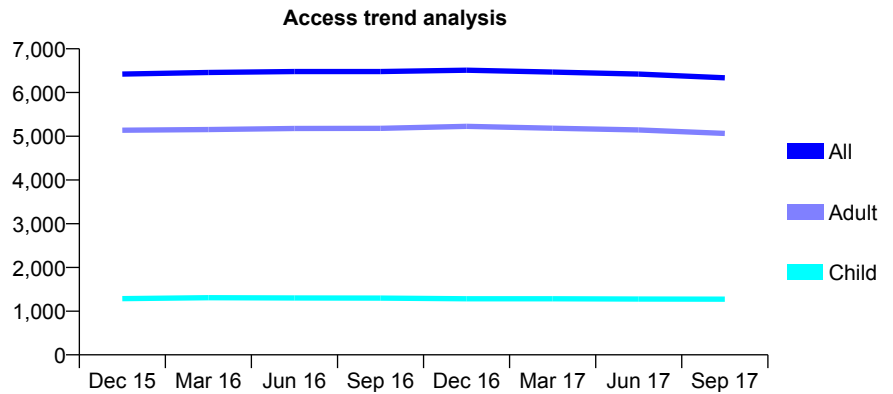
Q48 - Vital Signs At a Glance Contract Report for 301299/0004 - September 2017

Name or company name	MR KH TSAO
Contract type name	GDS Contract
Purpose of contract	General
Contract start date	01/10/2012
Contract end date	

17/18 Contracted general activity (UDA)	23,370
Carry forward general activity (UDA)	0
17/18 Contracted orthodontic activity (UOA)	0
Carry forward orthodontic activity (UOA)	0
Baseline contract value	£528,680.20

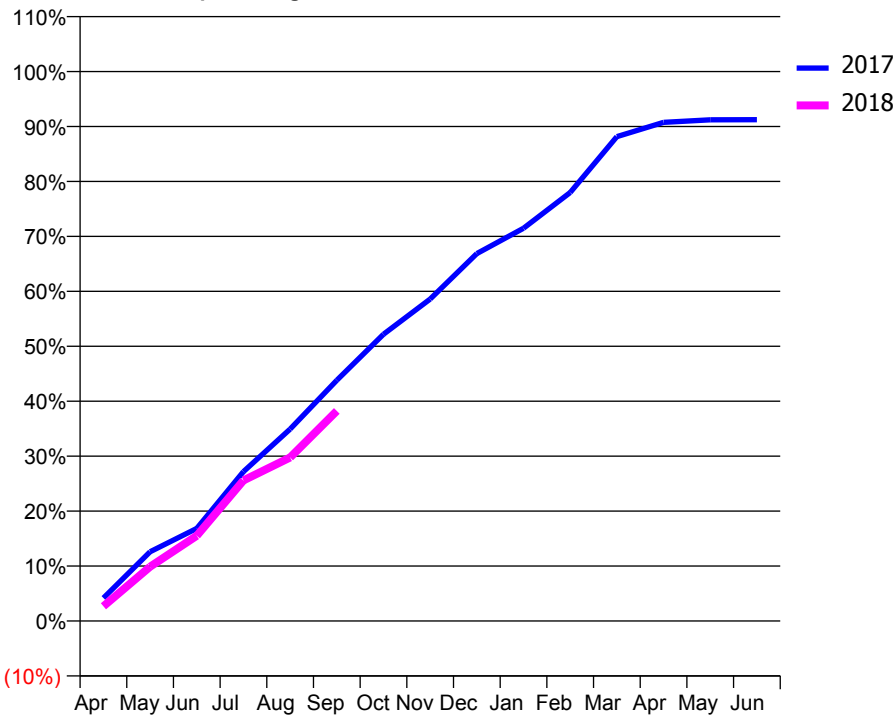
ACCESS*

Patients seen in 24 months	Total	Change since previous quarter
Quarter ending September 2016	6,479	
Quarter ending December 2016	6,510	→
Quarter ending March 2017	6,467	→
Quarter ending June 2017	6,422	→
Quarter ending September 2017	6,338	↓
Variance since September 2016	(2.2%)	↓



ACTIVITY

Cumulative percentage of contracted UDA delivered 2017 & 2018



Month	Adjusted Scheduled Activity (UDA)	
	2017	2018
April	979	627
May	2,945	2,309
June	3,938	3,628
July	6,356	5,981
August	8,165	6,956
September	10,240	8,935
October	12,195	
November	13,695	
December	15,624	
January	16,703	
February	18,226	
March	20,599	
April	21,206	
May	21,315	
June	21,319	

QUALITY

	Quantity	Base Number	Contract	AT	Region	England
% of FP17s for the same patient ID Re-attending within 3 months - Children	100	830	12.0%	11.4%	12.8%	11.9%
% of FP17s for the same patient ID Re-attending within 3 months - Adults	544	2,870	19.0%	17.1%	16.5%	15.9%
% of FP17s for the same patient ID Re-attending between 3 & 9 months - Children	370	830	44.6%	53.9%	59.7%	58.1%
% of FP17s for the same patient ID Re-attending between 3 & 9 months - Adults	1,083	2,870	37.7%	44.5%	53.0%	50.6%
% of FP17s for Band 1 Urgent Courses	563	3,426	16.4%	11.9%	9.2%	9.1%
% of FP17s Relating to Free Repair or Replacements	29	3,426	0.8%	0.9%	1.0%	0.8%
% of FP17s Relating to Continuations	32	3,426	0.9%	1.3%	1.2%	1.1%
% of Patients satisfied with the dentistry they have received	9	11	81.8%	91.2%	91.6%	91.4%
% of Patients satisfied with the time they had to wait for an appointment	10	11	90.9%	87.6%	88.1%	87.7%

* This is based on patients treated on this contract for their most recent course of treatment. Figures in italics indicate the base number of FP17s or Patient Questionnaire responses are less than 100. N/A is shown where the base number of responses is less than 10 during the period. % is calculated as Quantity/Base number*100

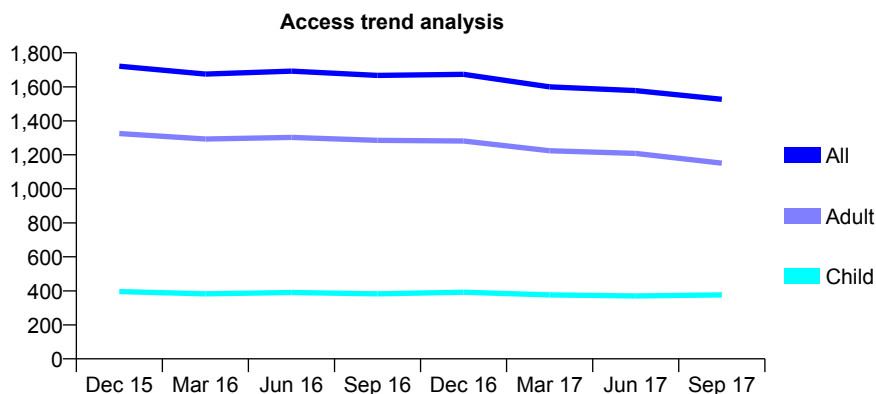
Q48 - Vital Signs At a Glance Contract Report for 301299/0005 - September 2017

Name or company name	MR KH TSAO
Contract type name	GDS Contract
Purpose of contract	General
Contract start date	01/10/2012
Contract end date	

17/18 Contracted general activity (UDA)	4,706
Carry forward general activity (UDA)	0
17/18 Contracted orthodontic activity (UOA)	0
Carry forward orthodontic activity (UOA)	0
Baseline contract value	£121,419.47

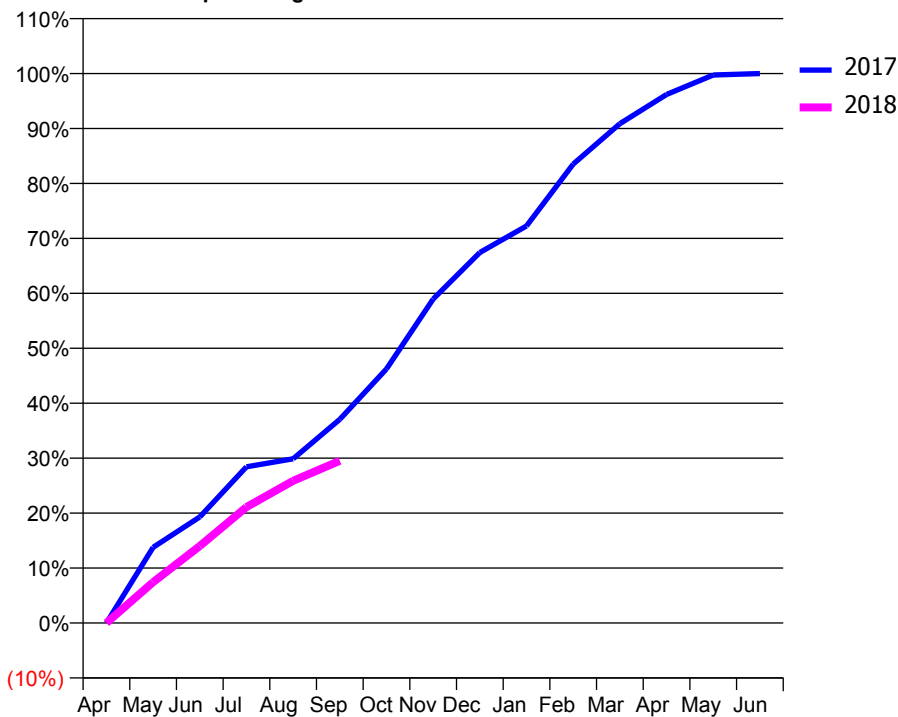
ACCESS*

Patients seen in 24 months	Total	Change since previous quarter
Quarter ending September 2016	1,667	
Quarter ending December 2016	1,673	→
Quarter ending March 2017	1,600	↓
Quarter ending June 2017	1,578	↓
Quarter ending September 2017	1,527	↓
Variance since September 2016	(8.4%)	↓



ACTIVITY

Cumulative percentage of contracted UDA delivered 2017 & 2018



Adjusted Scheduled Activity (UDA)

Month	2017	2018
April	0	0
May	659	350
June	924	660
July	1,361	993
August	1,430	1,218
September	1,774	1,389
October	2,214	
November	2,822	
December	3,227	
January	3,458	
February	3,997	
March	4,349	
April	4,603	
May	4,773	
June	4,786	

QUALITY

	Quantity	Base Number	Contract	AT	Region	England
% of FP17s for the same patient ID Re-attending within 3 months - Children	5	152	3.3%	11.4%	12.8%	11.9%
% of FP17s for the same patient ID Re-attending within 3 months - Adults	55	426	12.9%	17.1%	16.5%	15.9%
% of FP17s for the same patient ID Re-attending between 3 & 9 months - Children	45	152	29.6%	53.9%	59.7%	58.1%
% of FP17s for the same patient ID Re-attending between 3 & 9 months - Adults	81	426	19.0%	44.5%	53.0%	50.6%
% of FP17s for Band 1 Urgent Courses	59	458	12.9%	11.9%	9.2%	9.1%
% of FP17s Relating to Free Repair or Replacements	1	458	0.2%	0.9%	1.0%	0.8%
% of FP17s Relating to Continuations	2	458	0.4%	1.3%	1.2%	1.1%
% of Patients satisfied with the dentistry they have received	4	4	N/A	91.2%	91.6%	91.4%
% of Patients satisfied with the time they had to wait for an appointment	3	4	N/A	87.6%	88.1%	87.7%

* This is based on patients treated on this contract for their most recent course of treatment. Figures in italics indicate the base number of FP17s or Patient Questionnaire responses are less than 100. N/A is shown where the base number of responses is less than 10 during the period. % is calculated as Quantity/Base number*100

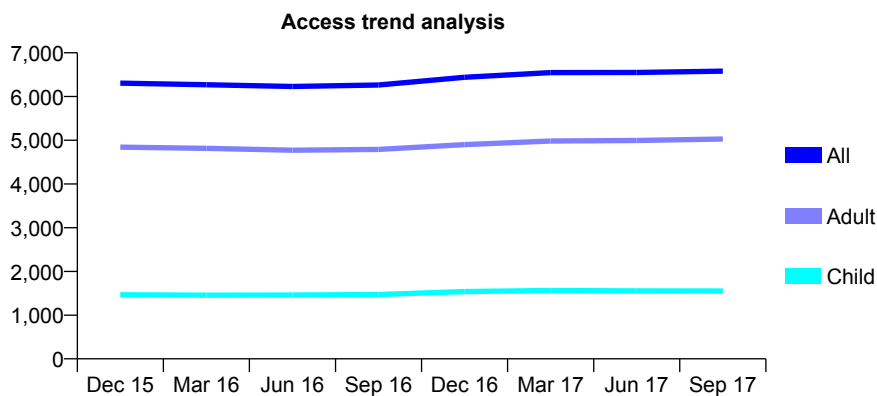
Q48 - Vital Signs At a Glance Contract Report for 304409/0001 - September 2017

Name or company name	MR GM O'HARE
Contract type name	GDS Contract
Purpose of contract	General
Contract start date	01/04/2006
Contract end date	

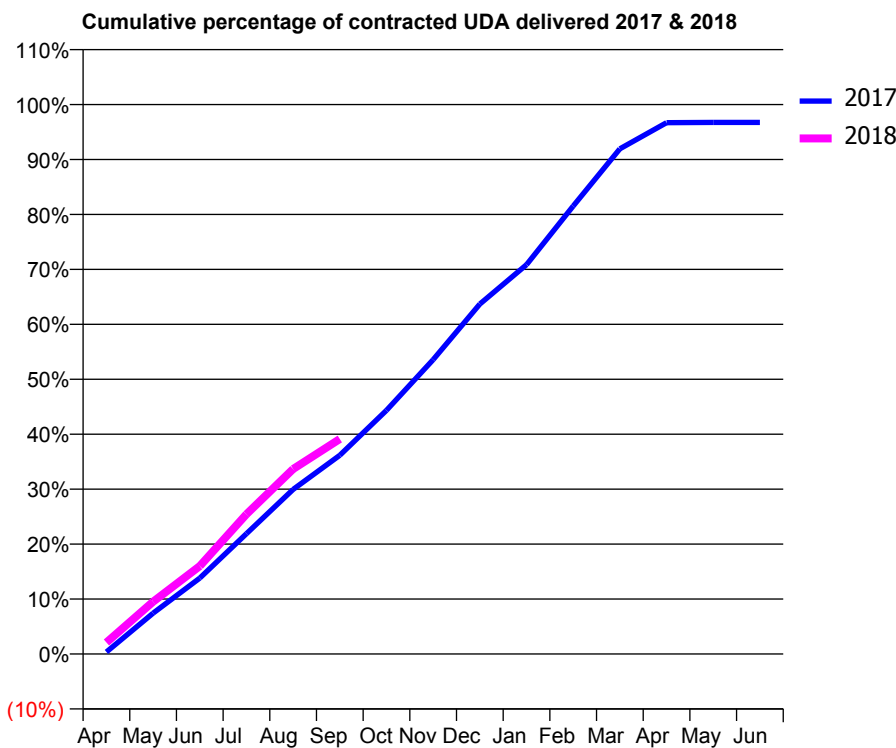
17/18 Contracted general activity (UDA)	22,316
Carry forward general activity (UDA)	0
17/18 Contracted orthodontic activity (UOA)	0
Carry forward orthodontic activity (UOA)	0
Baseline contract value	£575,774.97

ACCESS*

Patients seen in 24 months	Total	Change since previous quarter
Quarter ending September 2016	6,263	
Quarter ending December 2016	6,440	↑
Quarter ending March 2017	6,546	→
Quarter ending June 2017	6,551	→
Quarter ending September 2017	6,581	→
Variance since September 2016	5.1%	↑



ACTIVITY



Month	Adjusted Scheduled Activity (UDA)	
	2017	2018
April	84	470
May	1,659	2,126
June	3,084	3,571
July	4,889	5,678
August	6,686	7,516
September	8,073	8,731
October	9,898	
November	11,955	
December	14,215	
January	15,812	
February	18,195	
March	20,517	
April	21,578	
May	21,590	
June	21,590	

QUALITY

	Quantity	Base Number	Contract	AT	Region	England
% of FP17s for the same patient ID Re-attending within 3 months - Children	62	1,066	5.8%	11.4%	12.8%	11.9%
% of FP17s for the same patient ID Re-attending within 3 months - Adults	621	3,332	18.6%	17.1%	16.5%	15.9%
% of FP17s for the same patient ID Re-attending between 3 & 9 months - Children	646	1,066	60.6%	53.9%	59.7%	58.1%
% of FP17s for the same patient ID Re-attending between 3 & 9 months - Adults	1,592	3,332	47.8%	44.5%	53.0%	50.6%
% of FP17s for Band 1 Urgent Courses	645	3,989	16.2%	11.9%	9.2%	9.1%
% of FP17s Relating to Free Repair or Replacements	49	3,989	1.2%	0.9%	1.0%	0.8%
% of FP17s Relating to Continuations	20	3,989	0.5%	1.3%	1.2%	1.1%
% of Patients satisfied with the dentistry they have received	12	12	100.0%	91.2%	91.6%	91.4%
% of Patients satisfied with the time they had to wait for an appointment	10	12	83.3%	87.6%	88.1%	87.7%

* This is based on patients treated on this contract for their most recent course of treatment. Figures in italics indicate the base number of FP17s or Patient Questionnaire responses are less than 100. N/A is shown where the base number of responses is less than 10 during the period. % is calculated as Quantity/Base number*100

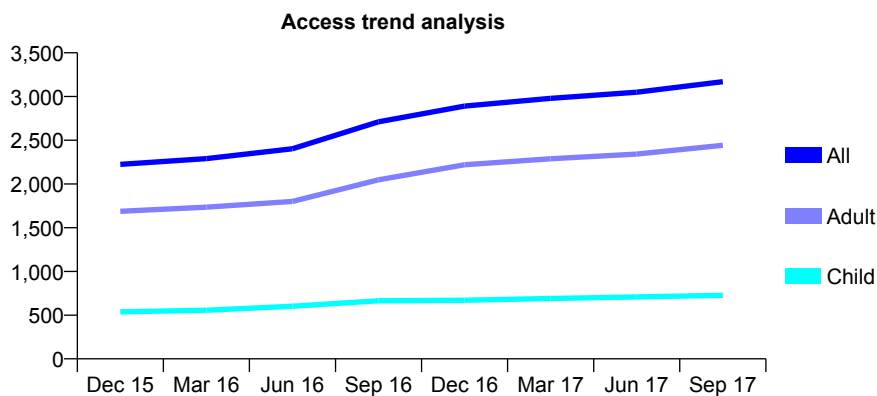
Q48 - Vital Signs At a Glance Contract Report for 320455/0002 - September 2017

Name or company name	MR RA KUNCEWICZ
Contract type name	GDS Contract
Purpose of contract	General
Contract start date	01/04/2006
Contract end date	

17/18 Contracted general activity (UDA)	8,350
Carry forward general activity (UDA)	0
17/18 Contracted orthodontic activity (UOA)	0
Carry forward orthodontic activity (UOA)	0
Baseline contract value	£253,963.00

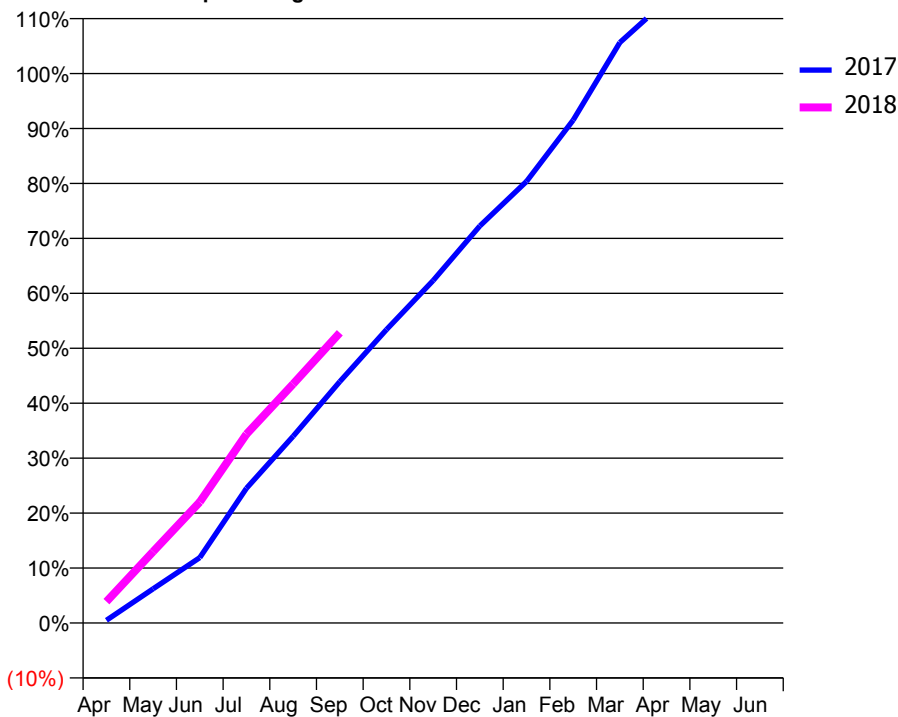
ACCESS*

Patients seen in 24 months	Total	Change since previous quarter
Quarter ending September 2016	2,711	
Quarter ending December 2016	2,890	↑
Quarter ending March 2017	2,979	↑
Quarter ending June 2017	3,049	↑
Quarter ending September 2017	3,170	↑
Variance since September 2016	16.9%	↑



ACTIVITY

Cumulative percentage of contracted UDA delivered 2017 & 2018



Month	Adjusted Scheduled Activity (UDA)	
	2017	2018
April	41	326
May	520	1,086
June	993	1,840
July	2,047	2,871
August	2,838	3,632
September	3,668	4,410
October	4,459	
November	5,205	
December	6,034	
January	6,710	
February	7,643	
March	8,821	
April	9,461	
May	9,461	
June	9,462	

QUALITY

	Quantity	Base Number	Contract	AT	Region	England
% of FP17s for the same patient ID Re-attending within 3 months - Children	67	474	14.1%	11.4%	12.8%	11.9%
% of FP17s for the same patient ID Re-attending within 3 months - Adults	234	1,382	16.9%	17.1%	16.5%	15.9%
% of FP17s for the same patient ID Re-attending between 3 & 9 months - Children	140	474	29.5%	53.9%	59.7%	58.1%
% of FP17s for the same patient ID Re-attending between 3 & 9 months - Adults	437	1,382	31.6%	44.5%	53.0%	50.6%
% of FP17s for Band 1 Urgent Courses	466	1,663	28.0%	11.9%	9.2%	9.1%
% of FP17s Relating to Free Repair or Replacements	15	1,663	0.9%	0.9%	1.0%	0.8%
% of FP17s Relating to Continuations	13	1,663	0.8%	1.3%	1.2%	1.1%
% of Patients satisfied with the dentistry they have received	3	3	N/A	91.2%	91.6%	91.4%
% of Patients satisfied with the time they had to wait for an appointment	3	3	N/A	87.6%	88.1%	87.7%

* This is based on patients treated on this contract for their most recent course of treatment. Figures in italics indicate the base number of FP17s or Patient Questionnaire responses are less than 100. N/A is shown where the base number of responses is less than 10 during the period. % is calculated as Quantity/Base number*100

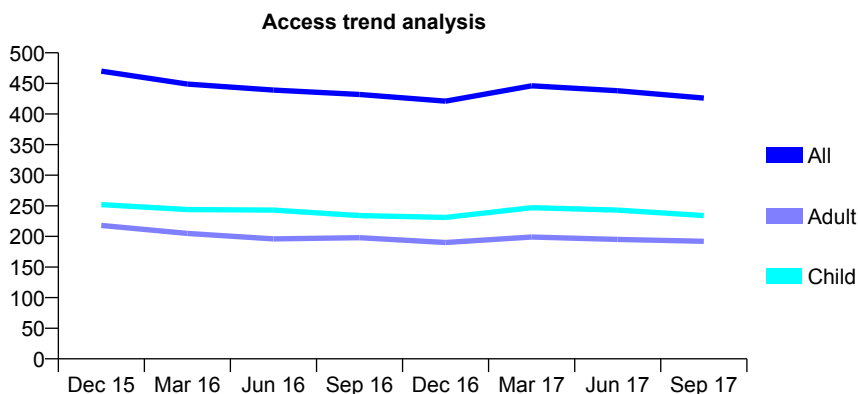
Q48 - Vital Signs At a Glance Contract Report for 325015/0001 - September 2017

Name or company name	MR SA CROSTON
Contract type name	GDS Contract
Purpose of contract	General
Contract start date	01/04/2006
Contract end date	

17/18 Contracted general activity (UDA)	1,200
Carry forward general activity (UDA)	14
17/18 Contracted orthodontic activity (UOA)	0
Carry forward orthodontic activity (UOA)	0
Baseline contract value	£30,745.71

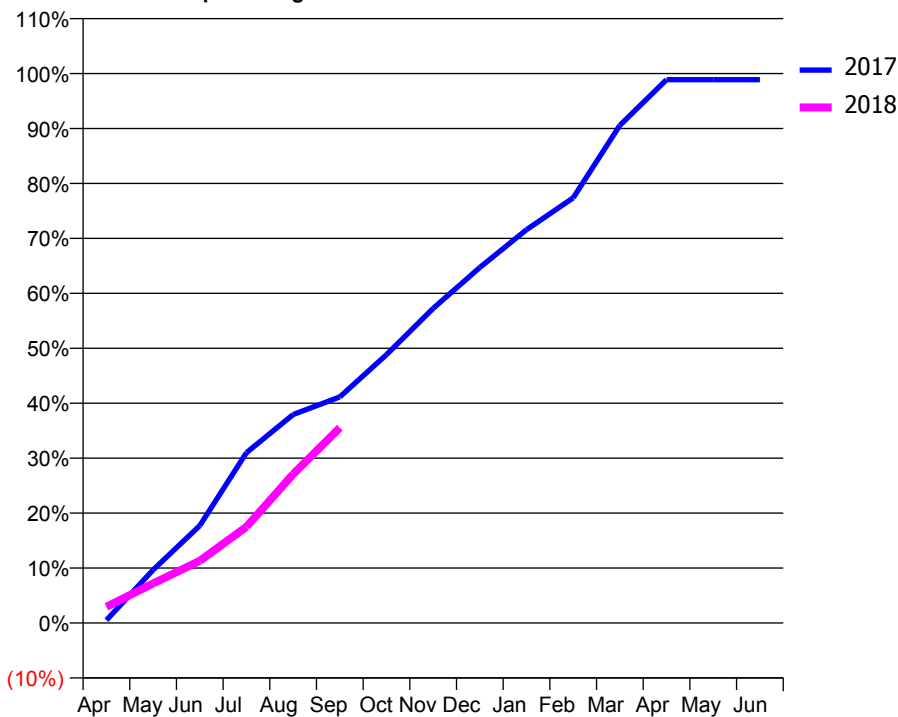
ACCESS*

Patients seen in 24 months	Total	Change since previous quarter
Quarter ending September 2016	432	
Quarter ending December 2016	421	↓
Quarter ending March 2017	446	↑
Quarter ending June 2017	438	↓
Quarter ending September 2017	426	↓
Variance since September 2016	(1.4%)	↓



ACTIVITY

Cumulative percentage of contracted UDA delivered 2017 & 2018



Adjusted Scheduled Activity (UDA)

Month	2017	2018
April	6	35
May	116	86
June	213	136
July	372	210
August	455	325
September	494	427
October	586	
November	687	
December	776	
January	859	
February	929	
March	1,087	
April	1,186	
May	1,186	
June	1,186	

QUALITY

	Quantity	Base Number	Contract	AT	Region	England
% of FP17s for the same patient ID Re-attending within 3 months - Children	8	171	4.7%	11.4%	12.8%	11.9%
% of FP17s for the same patient ID Re-attending within 3 months - Adults	28	124	22.6%	17.1%	16.5%	15.9%
% of FP17s for the same patient ID Re-attending between 3 & 9 months - Children	118	171	69.0%	53.9%	59.7%	58.1%
% of FP17s for the same patient ID Re-attending between 3 & 9 months - Adults	70	124	56.5%	44.5%	53.0%	50.6%
% of FP17s for Band 1 Urgent Courses	13	253	5.1%	11.9%	9.2%	9.1%
% of FP17s Relating to Free Repair or Replacements	0	253	0.0%	0.9%	1.0%	0.8%
% of FP17s Relating to Continuations	5	253	2.0%	1.3%	1.2%	1.1%
% of Patients satisfied with the dentistry they have received	0	0	N/A	91.2%	91.6%	91.4%
% of Patients satisfied with the time they had to wait for an appointment	0	0	N/A	87.6%	88.1%	87.7%

* This is based on patients treated on this contract for their most recent course of treatment. Figures in italics indicate the base number of FP17s or Patient Questionnaire responses are less than 100. N/A is shown where the base number of responses is less than 10 during the period. % is calculated as Quantity/Base number*100

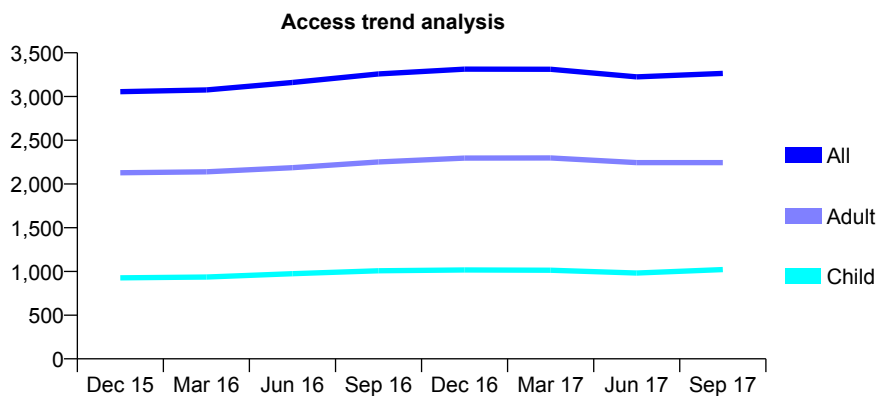
Q48 - Vital Signs At a Glance Contract Report for 325112/0001 - September 2017

Name or company name	MR DJ TILDSLEY
Contract type name	GDS Contract
Purpose of contract	General
Contract start date	01/04/2006
Contract end date	

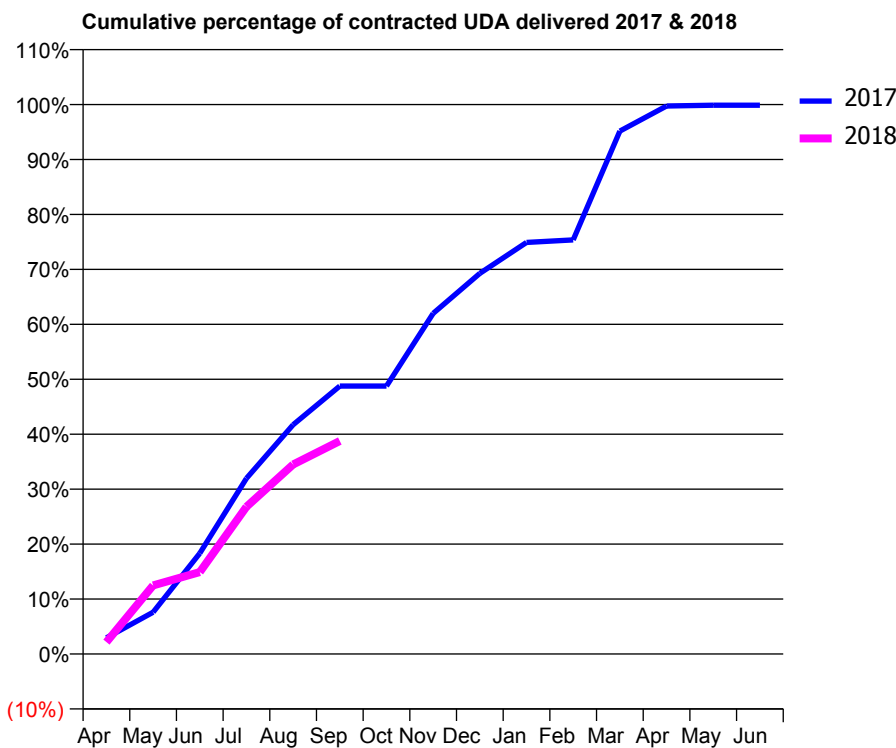
17/18 Contracted general activity (UDA)	10,904
Carry forward general activity (UDA)	15
17/18 Contracted orthodontic activity (UOA)	0
Carry forward orthodontic activity (UOA)	0
Baseline contract value	£342,228.69

ACCESS*

Patients seen in 24 months	Total	Change since previous quarter
Quarter ending September 2016	3,258	
Quarter ending December 2016	3,313	→
Quarter ending March 2017	3,312	→
Quarter ending June 2017	3,225	↓
Quarter ending September 2017	3,265	→
Variance since September 2016	0.2%	→



ACTIVITY



Month	Adjusted Scheduled Activity (UDA)	
	2017	2018
April	322	237
May	831	1,361
June	2,000	1,627
July	3,486	2,923
August	4,550	3,760
September	5,316	4,227
October	5,316	
November	6,760	
December	7,553	
January	8,166	
February	8,216	
March	10,377	
April	10,875	
May	10,889	
June	10,889	

QUALITY

	Quantity	Base Number	Contract	AT	Region	England
% of FP17s for the same patient ID Re-attending within 3 months - Children	231	803	28.8%	11.4%	12.8%	11.9%
% of FP17s for the same patient ID Re-attending within 3 months - Adults	296	1,086	27.3%	17.1%	16.5%	15.9%
% of FP17s for the same patient ID Re-attending between 3 & 9 months - Children	359	803	44.7%	53.9%	59.7%	58.1%
% of FP17s for the same patient ID Re-attending between 3 & 9 months - Adults	316	1,086	29.1%	44.5%	53.0%	50.6%
% of FP17s for Band 1 Urgent Courses	239	1,730	13.8%	11.9%	9.2%	9.1%
% of FP17s Relating to Free Repair or Replacements	32	1,730	1.8%	0.9%	1.0%	0.8%
% of FP17s Relating to Continuations	12	1,730	0.7%	1.3%	1.2%	1.1%
% of Patients satisfied with the dentistry they have received	4	4	N/A	91.2%	91.6%	91.4%
% of Patients satisfied with the time they had to wait for an appointment	3	4	N/A	87.6%	88.1%	87.7%

* This is based on patients treated on this contract for their most recent course of treatment. Figures in italics indicate the base number of FP17s or Patient Questionnaire responses are less than 100. N/A is shown where the base number of responses is less than 10 during the period. % is calculated as Quantity/Base number*100

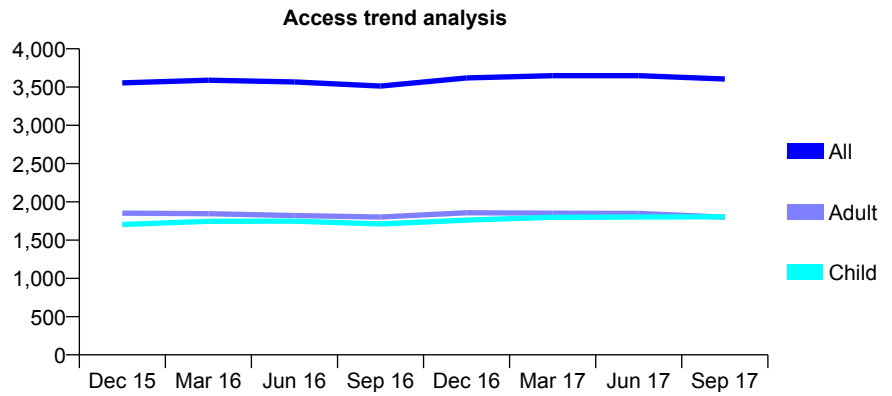
Q48 - Vital Signs At a Glance Contract Report for 328847/0001 - September 2017

Name or company name	MR PA DOYLE
Contract type name	GDS Contract
Purpose of contract	General
Contract start date	01/04/2006
Contract end date	

17/18 Contracted general activity (UDA)	12,787
Carry forward general activity (UDA)	157
17/18 Contracted orthodontic activity (UOA)	0
Carry forward orthodontic activity (UOA)	0
Baseline contract value	£365,945.54

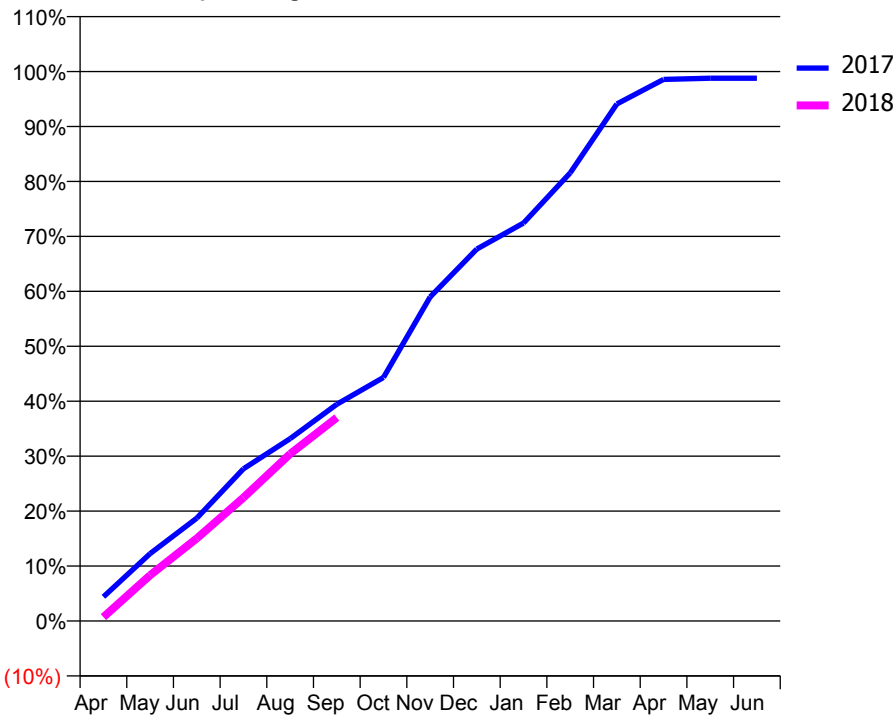
ACCESS*

Patients seen in 24 months	Total	Change since previous quarter
Quarter ending September 2016	3,513	
Quarter ending December 2016	3,619	↑
Quarter ending March 2017	3,649	→
Quarter ending June 2017	3,649	→
Quarter ending September 2017	3,605	↓
Variance since September 2016	2.6%	↑



ACTIVITY

Cumulative percentage of contracted UDA delivered 2017 & 2018



Month	Adjusted Scheduled Activity (UDA)	
	2017	2018
April	563	91
May	1,570	1,065
June	2,393	1,921
July	3,541	2,872
August	4,242	3,890
September	5,044	4,733
October	5,667	
November	7,543	
December	8,656	
January	9,262	
February	10,429	
March	12,032	
April	12,604	
May	12,630	
June	12,630	

QUALITY

	Quantity	Base Number	Contract	AT	Region	England
% of FP17s for the same patient ID Re-attending within 3 months - Children	86	1,041	8.3%	11.4%	12.8%	11.9%
% of FP17s for the same patient ID Re-attending within 3 months - Adults	306	1,070	28.6%	17.1%	16.5%	15.9%
% of FP17s for the same patient ID Re-attending between 3 & 9 months - Children	475	1,041	45.6%	53.9%	59.7%	58.1%
% of FP17s for the same patient ID Re-attending between 3 & 9 months - Adults	378	1,070	35.3%	44.5%	53.0%	50.6%
% of FP17s for Band 1 Urgent Courses	276	1,944	14.2%	11.9%	9.2%	9.1%
% of FP17s Relating to Free Repair or Replacements	0	1,944	0.0%	0.9%	1.0%	0.8%
% of FP17s Relating to Continuations	17	1,944	0.9%	1.3%	1.2%	1.1%
% of Patients satisfied with the dentistry they have received	4	5	N/A	91.2%	91.6%	91.4%
% of Patients satisfied with the time they had to wait for an appointment	4	5	N/A	87.6%	88.1%	87.7%

* This is based on patients treated on this contract for their most recent course of treatment. Figures in italics indicate the base number of FP17s or Patient Questionnaire responses are less than 100. N/A is shown where the base number of responses is less than 10 during the period. % is calculated as Quantity/Base number*100

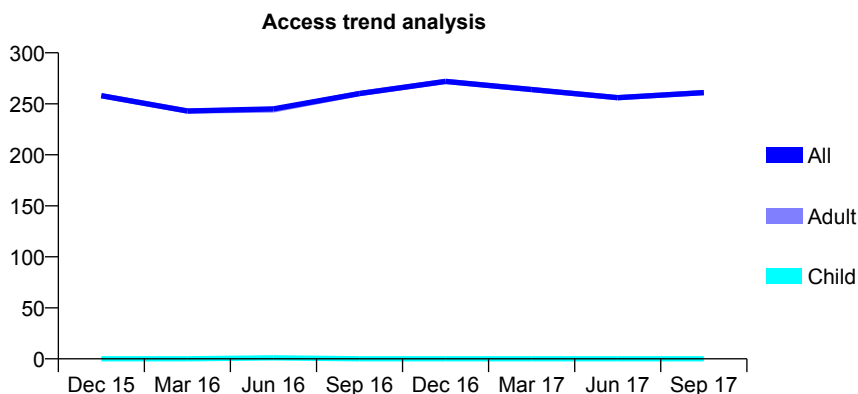
Q48 - Vital Signs At a Glance Contract Report for 351628/0004 - September 2017

Name or company name	MR TC DALEY
Contract type name	GDS Contract
Purpose of contract	General
Contract start date	02/03/2012
Contract end date	31/03/2018

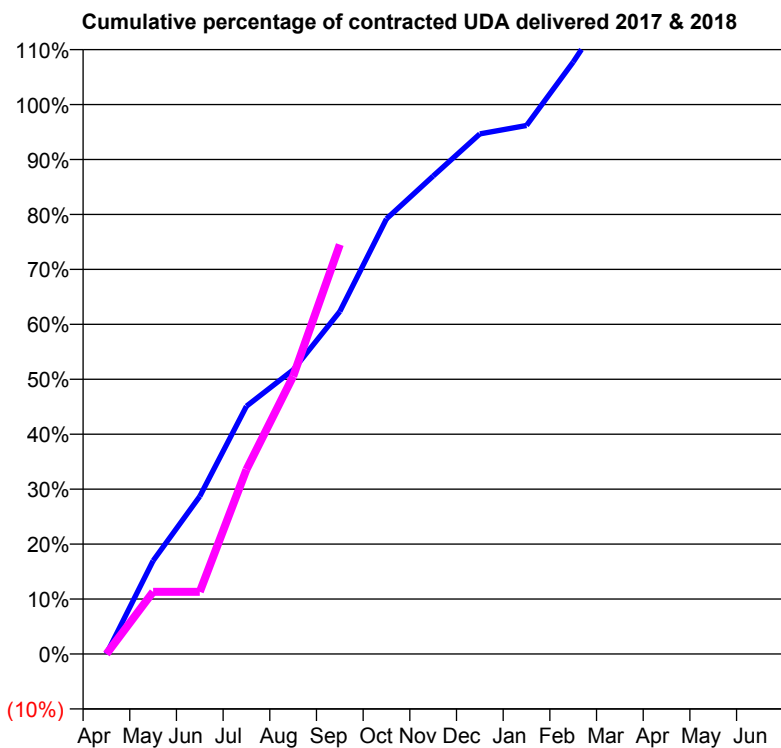
17/18 Contracted general activity (UDA)	848
Carry forward general activity (UDA)	0
17/18 Contracted orthodontic activity (UOA)	0
Carry forward orthodontic activity (UOA)	0
Baseline contract value	£27,277.17

ACCESS*

Patients seen in 24 months	Total	Change since previous quarter
Quarter ending September 2016	260	
Quarter ending December 2016	272	↑
Quarter ending March 2017	264	↓
Quarter ending June 2017	256	↓
Quarter ending September 2017	261	→
Variance since September 2016	0.4%	→



ACTIVITY



Month	Adjusted Scheduled Activity (UDA)	
	2017	2018
April	0	0
May	144	96
June	243	96
July	382	285
August	438	429
September	529	632
October	672	
November	738	
December	803	
January	816	
February	914	
March	1,022	
April	1,051	
May	1,052	
June	1,052	

QUALITY

	Quantity	Base Number	Contract	AT	Region	England
% of FP17s for the same patient ID Re-attending within 3 months - Children	0	0	N/A	11.4%	12.8%	11.9%
% of FP17s for the same patient ID Re-attending within 3 months - Adults	6	99	6.1%	17.1%	16.5%	15.9%
% of FP17s for the same patient ID Re-attending between 3 & 9 months - Children	0	0	N/A	53.9%	59.7%	58.1%
% of FP17s for the same patient ID Re-attending between 3 & 9 months - Adults	14	99	14.1%	44.5%	53.0%	50.6%
% of FP17s for Band 1 Urgent Courses	4	84	4.8%	11.9%	9.2%	9.1%
% of FP17s Relating to Free Repair or Replacements	0	84	0.0%	0.9%	1.0%	0.8%
% of FP17s Relating to Continuations	0	84	0.0%	1.3%	1.2%	1.1%
% of Patients satisfied with the dentistry they have received	0	0	N/A	91.2%	91.6%	91.4%
% of Patients satisfied with the time they had to wait for an appointment	0	0	N/A	87.6%	88.1%	87.7%

* This is based on patients treated on this contract for their most recent course of treatment. Figures in italics indicate the base number of FP17s or Patient Questionnaire responses are less than 100. N/A is shown where the base number of responses is less than 10 during the period. % is calculated as Quantity/Base number*100

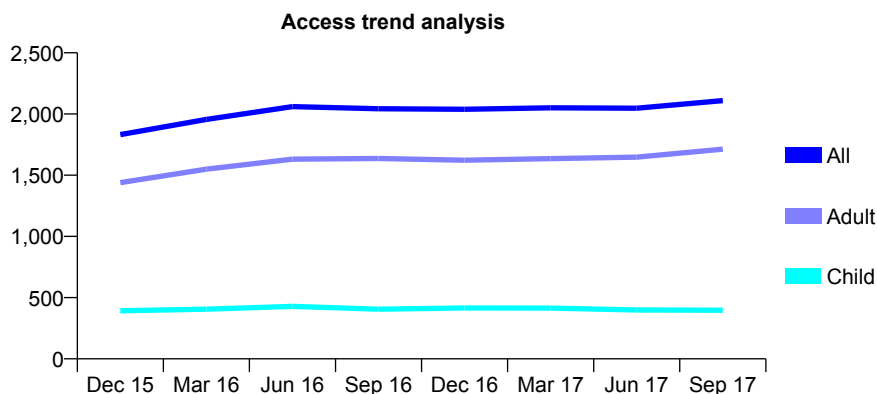
Q48 - Vital Signs At a Glance Contract Report for 357936/0001 - September 2017

Name or company name	MR SR LAKSHMIAH
Contract type name	GDS Contract
Purpose of contract	General
Contract start date	01/04/2006
Contract end date	

17/18 Contracted general activity (UDA)	9,108
Carry forward general activity (UDA)	303
17/18 Contracted orthodontic activity (UOA)	0
Carry forward orthodontic activity (UOA)	0
Baseline contract value	£234,995.64

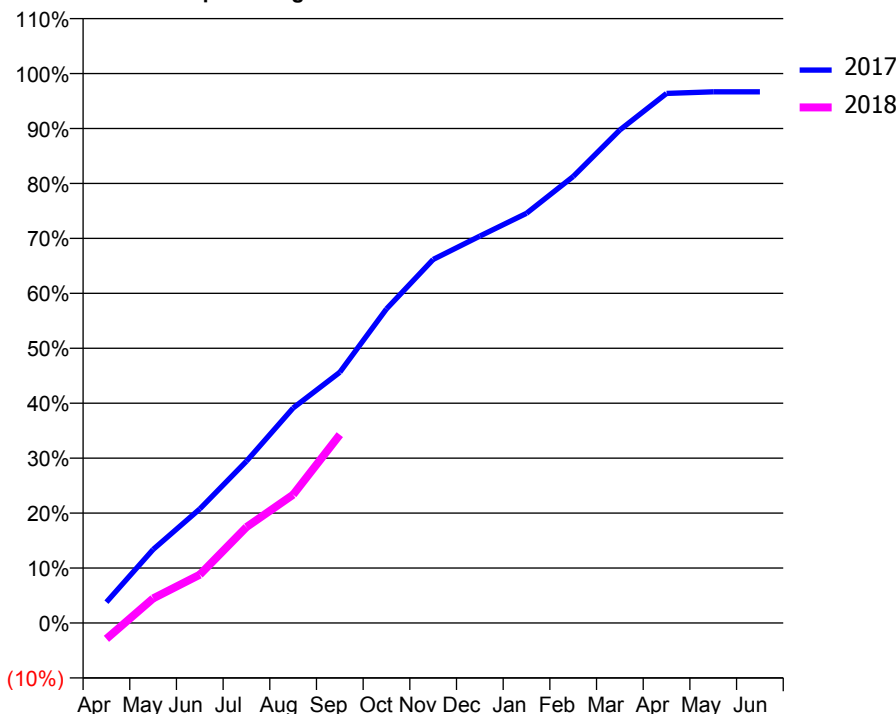
ACCESS*

Patients seen in 24 months	Total	Change since previous quarter
Quarter ending September 2016	2,043	
Quarter ending December 2016	2,039	→
Quarter ending March 2017	2,051	→
Quarter ending June 2017	2,047	→
Quarter ending September 2017	2,110	↑
Variance since September 2016	3.3%	↑



ACTIVITY

Cumulative percentage of contracted UDA delivered 2017 & 2018



Month	Adjusted Scheduled Activity (UDA)	
	2017	2018
April	346	-265
May	1,219	407
June	1,890	800
July	2,682	1,591
August	3,564	2,127
September	4,157	3,122
October	5,206	
November	6,025	
December	6,412	
January	6,792	
February	7,400	
March	8,172	
April	8,778	
May	8,804	
June	8,805	

QUALITY

	Quantity	Base Number	Contract	AT	Region	England
% of FP17s for the same patient ID Re-attending within 3 months - Children	12	193	6.2%	11.4%	12.8%	11.9%
% of FP17s for the same patient ID Re-attending within 3 months - Adults	127	783	16.2%	17.1%	16.5%	15.9%
% of FP17s for the same patient ID Re-attending between 3 & 9 months - Children	52	193	26.9%	53.9%	59.7%	58.1%
% of FP17s for the same patient ID Re-attending between 3 & 9 months - Adults	147	783	18.8%	44.5%	53.0%	50.6%
% of FP17s for Band 1 Urgent Courses	145	834	17.4%	11.9%	9.2%	9.1%
% of FP17s Relating to Free Repair or Replacements	0	834	0.0%	0.9%	1.0%	0.8%
% of FP17s Relating to Continuations	2	834	0.2%	1.3%	1.2%	1.1%
% of Patients satisfied with the dentistry they have received	13	16	81.3%	91.2%	91.6%	91.4%
% of Patients satisfied with the time they had to wait for an appointment	13	16	81.3%	87.6%	88.1%	87.7%

* This is based on patients treated on this contract for their most recent course of treatment. Figures in italics indicate the base number of FP17s or Patient Questionnaire responses are less than 100. N/A is shown where the base number of responses is less than 10 during the period. % is calculated as Quantity/Base number*100

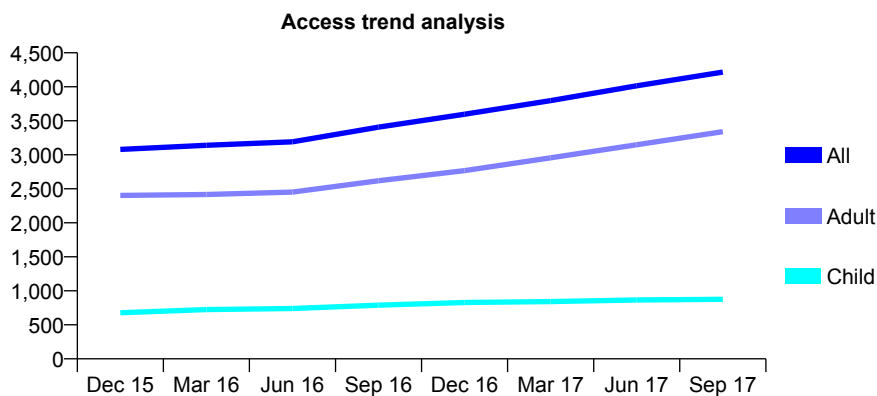
Q48 - Vital Signs At a Glance Contract Report for 358754/0001 - September 2017

Name or company name	Devaki Divakar
Contract type name	GDS Contract
Purpose of contract	General
Contract start date	01/01/2008
Contract end date	

17/18 Contracted general activity (UDA)	11,926
Carry forward general activity (UDA)	0
17/18 Contracted orthodontic activity (UOA)	0
Carry forward orthodontic activity (UOA)	0
Baseline contract value	£379,190.13

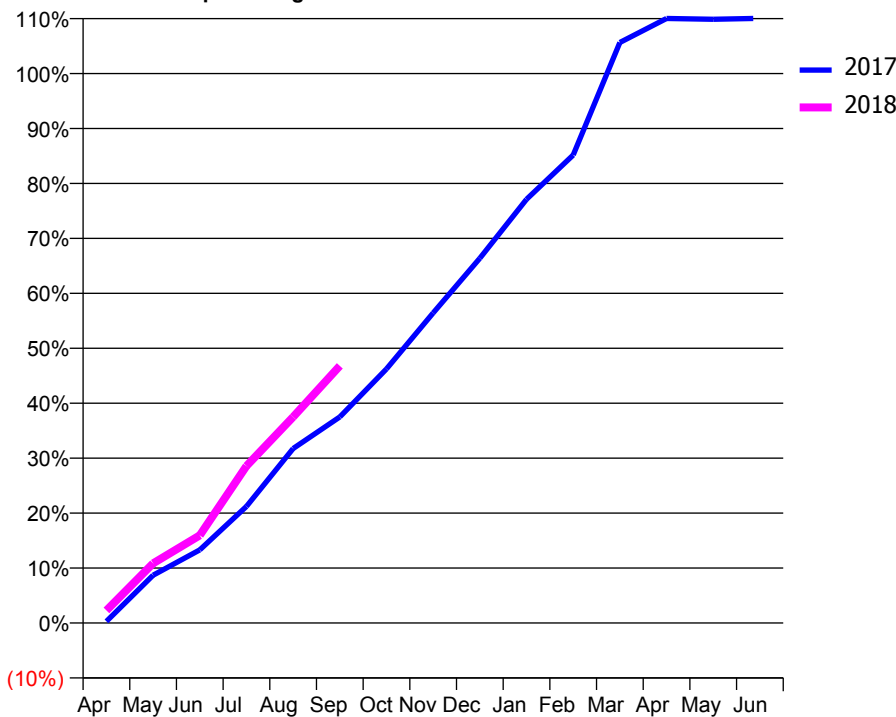
ACCESS*

Patients seen in 24 months	Total	Change since previous quarter
Quarter ending September 2016	3,407	
Quarter ending December 2016	3,597	↑
Quarter ending March 2017	3,797	↑
Quarter ending June 2017	4,014	↑
Quarter ending September 2017	4,217	↑
Variance since September 2016	23.8%	↑



ACTIVITY

Cumulative percentage of contracted UDA delivered 2017 & 2018



Month	Adjusted Scheduled Activity (UDA)	
	2017	2018
April	37	272
May	1,037	1,296
June	1,587	1,903
July	2,532	3,408
August	3,788	4,474
September	4,471	5,582
October	5,516	
November	6,729	
December	7,917	
January	9,195	
February	10,157	
March	12,600	
April	13,122	
May	13,102	
June	13,124	

QUALITY

	Quantity	Base Number	Contract	AT	Region	England
% of FP17s for the same patient ID Re-attending within 3 months - Children	47	490	9.6%	11.4%	12.8%	11.9%
% of FP17s for the same patient ID Re-attending within 3 months - Adults	270	1,989	13.6%	17.1%	16.5%	15.9%
% of FP17s for the same patient ID Re-attending between 3 & 9 months - Children	155	490	31.6%	53.9%	59.7%	58.1%
% of FP17s for the same patient ID Re-attending between 3 & 9 months - Adults	455	1,989	22.9%	44.5%	53.0%	50.6%
% of FP17s for Band 1 Urgent Courses	1,150	2,279	50.5%	11.9%	9.2%	9.1%
% of FP17s Relating to Free Repair or Replacements	35	2,279	1.5%	0.9%	1.0%	0.8%
% of FP17s Relating to Continuations	3	2,279	0.1%	1.3%	1.2%	1.1%
% of Patients satisfied with the dentistry they have received	3	4	N/A	91.2%	91.6%	91.4%
% of Patients satisfied with the time they had to wait for an appointment	3	4	N/A	87.6%	88.1%	87.7%

* This is based on patients treated on this contract for their most recent course of treatment. Figures in italics indicate the base number of FP17s or Patient Questionnaire responses are less than 100. N/A is shown where the base number of responses is less than 10 during the period. % is calculated as Quantity/Base number*100

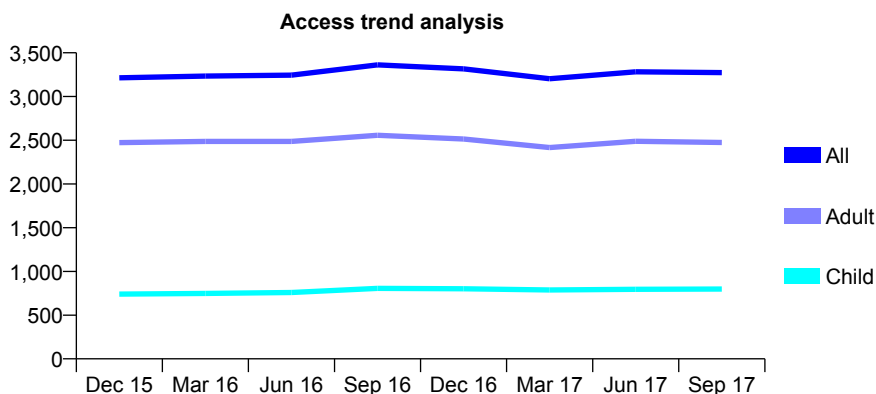
Q48 - Vital Signs At a Glance Contract Report for 383732/0001 - September 2017

Name or company name	MR JP BRACKEN
Contract type name	GDS Contract
Purpose of contract	General
Contract start date	01/04/2006
Contract end date	

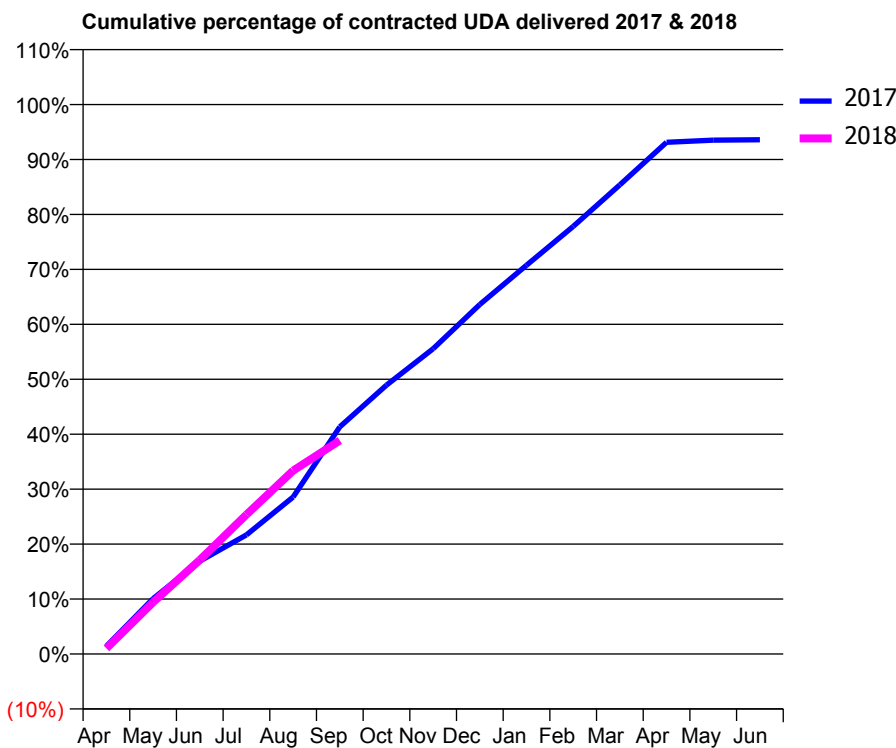
17/18 Contracted general activity (UDA)	11,178
Carry forward general activity (UDA)	0
17/18 Contracted orthodontic activity (UOA)	0
Carry forward orthodontic activity (UOA)	0
Baseline contract value	£288,403.50

ACCESS*

Patients seen in 24 months	Total	Change since previous quarter
Quarter ending September 2016	3,362	
Quarter ending December 2016	3,316	↓
Quarter ending March 2017	3,203	↓
Quarter ending June 2017	3,283	↑
Quarter ending September 2017	3,274	→
Variance since September 2016	(2.6%)	↓



ACTIVITY



Month	Adjusted Scheduled Activity (UDA)	
	2017	2018
April	162	115
May	1,128	1,055
June	1,889	1,915
July	2,424	2,836
August	3,193	3,731
September	4,620	4,345
October	5,470	
November	6,209	
December	7,112	
January	7,908	
February	8,697	
March	9,545	
April	10,410	
May	10,453	
June	10,462	

QUALITY

	Quantity	Base Number	Contract	AT	Region	England
% of FP17s for the same patient ID Re-attending within 3 months - Children	24	406	5.9%	11.4%	12.8%	11.9%
% of FP17s for the same patient ID Re-attending within 3 months - Adults	182	1,284	14.2%	17.1%	16.5%	15.9%
% of FP17s for the same patient ID Re-attending between 3 & 9 months - Children	96	406	23.6%	53.9%	59.7%	58.1%
% of FP17s for the same patient ID Re-attending between 3 & 9 months - Adults	334	1,284	26.0%	44.5%	53.0%	50.6%
% of FP17s for Band 1 Urgent Courses	206	1,420	14.5%	11.9%	9.2%	9.1%
% of FP17s Relating to Free Repair or Replacements	17	1,420	1.2%	0.9%	1.0%	0.8%
% of FP17s Relating to Continuations	27	1,420	1.9%	1.3%	1.2%	1.1%
% of Patients satisfied with the dentistry they have received	8	8	N/A	91.2%	91.6%	91.4%
% of Patients satisfied with the time they had to wait for an appointment	8	8	N/A	87.6%	88.1%	87.7%

* This is based on patients treated on this contract for their most recent course of treatment. Figures in italics indicate the base number of FP17s or Patient Questionnaire responses are less than 100. N/A is shown where the base number of responses is less than 10 during the period. % is calculated as Quantity/Base number*100

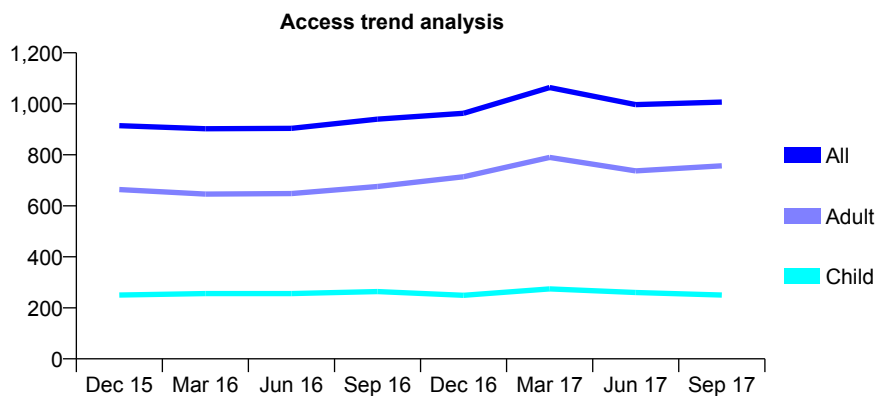
Q48 - Vital Signs At a Glance Contract Report for 383732/0003 - September 2017

Name or company name	MR JP BRACKEN
Contract type name	GDS Contract
Purpose of contract	General
Contract start date	01/04/2006
Contract end date	

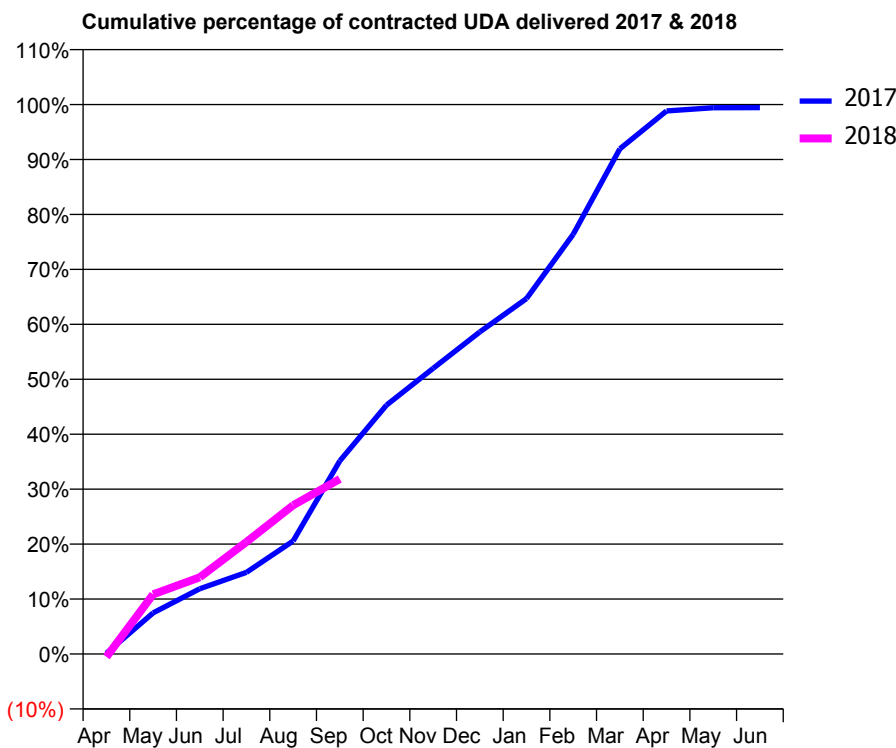
17/18 Contracted general activity (UDA)	2,380
Carry forward general activity (UDA)	13
17/18 Contracted orthodontic activity (UOA)	0
Carry forward orthodontic activity (UOA)	0
Baseline contract value	£51,999.59

ACCESS*

Patients seen in 24 months	Total	Change since previous quarter
Quarter ending September 2016	940	
Quarter ending December 2016	963	↑
Quarter ending March 2017	1,064	↑
Quarter ending June 2017	997	↓
Quarter ending September 2017	1,007	→
Variance since September 2016	7.1%	↑



ACTIVITY



Month	Adjusted Scheduled Activity (UDA)	
	2017	2018
April	4	-13
May	178	259
June	283	332
July	354	485
August	489	644
September	837	758
October	1,078	
November	1,237	
December	1,395	
January	1,539	
February	1,818	
March	2,188	
April	2,352	
May	2,366	
June	2,367	

QUALITY

	Quantity	Base Number	Contract	AT	Region	England
% of FP17s for the same patient ID Re-attending within 3 months - Children	3	100	3.0%	11.4%	12.8%	11.9%
% of FP17s for the same patient ID Re-attending within 3 months - Adults	13	291	4.5%	17.1%	16.5%	15.9%
% of FP17s for the same patient ID Re-attending between 3 & 9 months - Children	8	100	8.0%	53.9%	59.7%	58.1%
% of FP17s for the same patient ID Re-attending between 3 & 9 months - Adults	34	291	11.7%	44.5%	53.0%	50.6%
% of FP17s for Band 1 Urgent Courses	39	324	12.0%	11.9%	9.2%	9.1%
% of FP17s Relating to Free Repair or Replacements	1	324	0.3%	0.9%	1.0%	0.8%
% of FP17s Relating to Continuations	3	324	0.9%	1.3%	1.2%	1.1%
% of Patients satisfied with the dentistry they have received	2	3	N/A	91.2%	91.6%	91.4%
% of Patients satisfied with the time they had to wait for an appointment	2	3	N/A	87.6%	88.1%	87.7%

* This is based on patients treated on this contract for their most recent course of treatment. Figures in italics indicate the base number of FP17s or Patient Questionnaire responses are less than 100. N/A is shown where the base number of responses is less than 10 during the period. % is calculated as Quantity/Base number*100

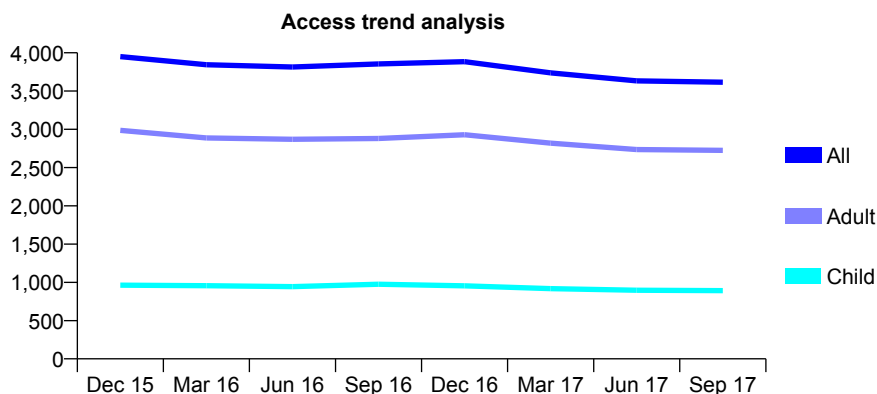
Q48 - Vital Signs At a Glance Contract Report for 396109/0001 - September 2017

Name or company name	Mr S Garton & Mr J Ajibade
Contract type name	GDS Contract
Purpose of contract	General
Contract start date	24/11/2008
Contract end date	

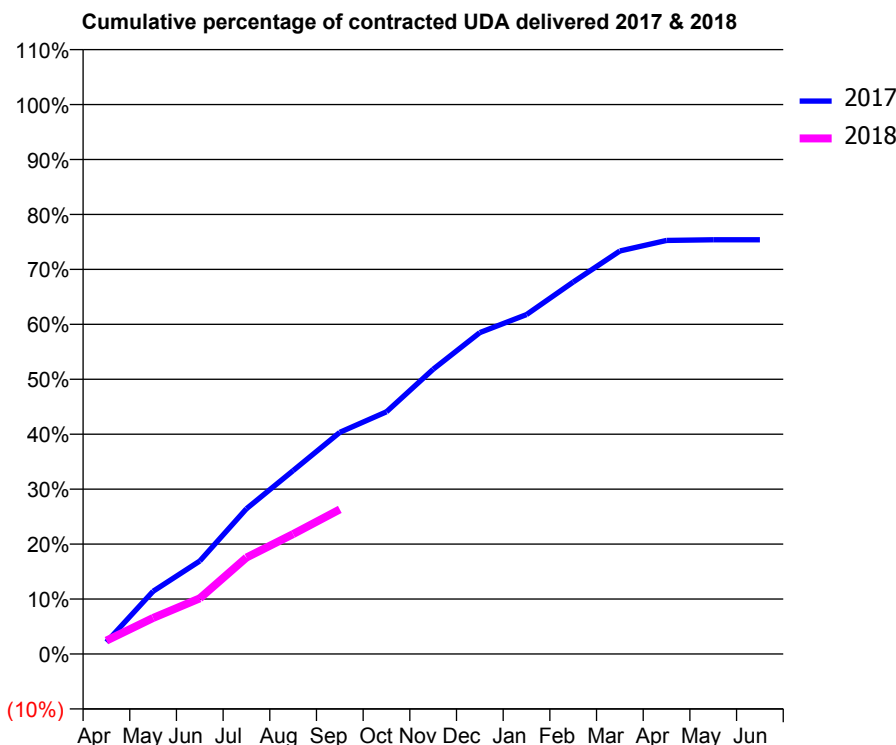
17/18 Contracted general activity (UDA)	16,249
Carry forward general activity (UDA)	0
17/18 Contracted orthodontic activity (UOA)	0
Carry forward orthodontic activity (UOA)	0
Baseline contract value	£419,240.34

ACCESS*

Patients seen in 24 months	Total	Change since previous quarter
Quarter ending September 2016	3,855	
Quarter ending December 2016	3,884	→
Quarter ending March 2017	3,738	↓
Quarter ending June 2017	3,633	↓
Quarter ending September 2017	3,616	→
Variance since September 2016	(6.2%)	↓



ACTIVITY



Month	Adjusted Scheduled Activity (UDA)	
	2017	2018
April	354	395
May	1,854	1,068
June	2,752	1,648
July	4,297	2,851
August	5,425	3,545
September	6,554	4,274
October	7,161	
November	8,421	
December	9,506	
January	10,038	
February	11,000	
March	11,919	
April	12,229	
May	12,247	
June	12,247	

QUALITY

	Quantity	Base Number	Contract	AT	Region	England
% of FP17s for the same patient ID Re-attending within 3 months - Children	38	426	8.9%	11.4%	12.8%	11.9%
% of FP17s for the same patient ID Re-attending within 3 months - Adults	187	1,339	14.0%	17.1%	16.5%	15.9%
% of FP17s for the same patient ID Re-attending between 3 & 9 months - Children	152	426	35.7%	53.9%	59.7%	58.1%
% of FP17s for the same patient ID Re-attending between 3 & 9 months - Adults	549	1,339	41.0%	44.5%	53.0%	50.6%
% of FP17s for Band 1 Urgent Courses	142	1,652	8.6%	11.9%	9.2%	9.1%
% of FP17s Relating to Free Repair or Replacements	12	1,652	0.7%	0.9%	1.0%	0.8%
% of FP17s Relating to Continuations	3	1,652	0.2%	1.3%	1.2%	1.1%
% of Patients satisfied with the dentistry they have received	5	6	N/A	91.2%	91.6%	91.4%
% of Patients satisfied with the time they had to wait for an appointment	4	6	N/A	87.6%	88.1%	87.7%

* This is based on patients treated on this contract for their most recent course of treatment. Figures in italics indicate the base number of FP17s or Patient Questionnaire responses are less than 100. N/A is shown where the base number of responses is less than 10 during the period. % is calculated as Quantity/Base number*100

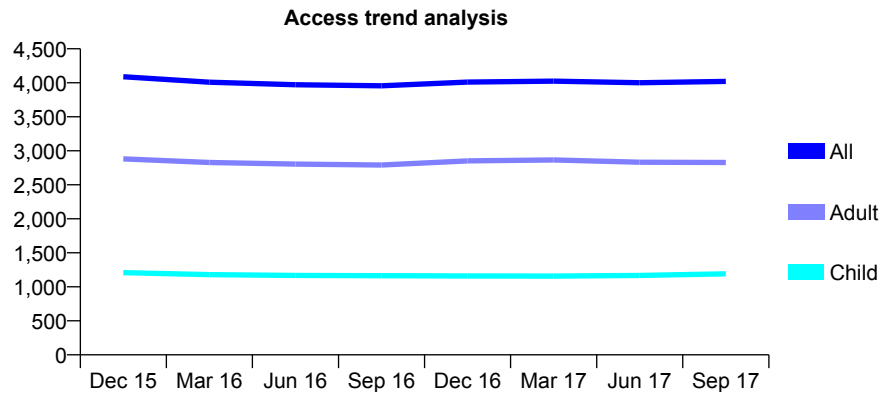
Q48 - Vital Signs At a Glance Contract Report for 568147/0001 - September 2017

Name or company name	Speke Dental Practice
Contract type name	GDS Contract
Purpose of contract	General
Contract start date	01/04/2006
Contract end date	

17/18 Contracted general activity (UDA)	11,616
Carry forward general activity (UDA)	0
17/18 Contracted orthodontic activity (UOA)	0
Carry forward orthodontic activity (UOA)	0
Baseline contract value	£299,704.34

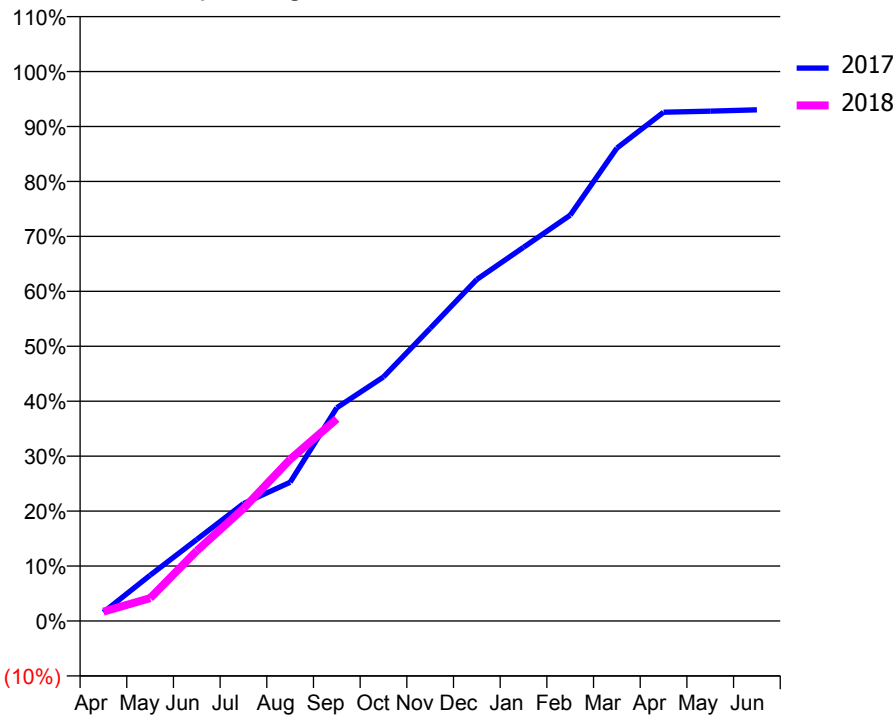
ACCESS*

Patients seen in 24 months	Total	Change since previous quarter
Quarter ending September 2016	3,955	
Quarter ending December 2016	4,010	→
Quarter ending March 2017	4,024	→
Quarter ending June 2017	4,001	→
Quarter ending September 2017	4,020	→
Variance since September 2016	1.6%	→



ACTIVITY

Cumulative percentage of contracted UDA delivered 2017 & 2018



Month	Adjusted Scheduled Activity (UDA)	
	2017	2018
April	186	199
May	969	483
June	1,724	1,485
July	2,481	2,378
August	2,932	3,419
September	4,508	4,271
October	5,161	
November	6,185	
December	7,221	
January	7,900	
February	8,580	
March	9,996	
April	10,754	
May	10,778	
June	10,806	

QUALITY

	Quantity	Base Number	Contract	AT	Region	England
% of FP17s for the same patient ID Re-attending within 3 months - Children	77	708	10.9%	11.4%	12.8%	11.9%
% of FP17s for the same patient ID Re-attending within 3 months - Adults	397	1,694	23.4%	17.1%	16.5%	15.9%
% of FP17s for the same patient ID Re-attending between 3 & 9 months - Children	250	708	35.3%	53.9%	59.7%	58.1%
% of FP17s for the same patient ID Re-attending between 3 & 9 months - Adults	578	1,694	34.1%	44.5%	53.0%	50.6%
% of FP17s for Band 1 Urgent Courses	333	2,065	16.1%	11.9%	9.2%	9.1%
% of FP17s Relating to Free Repair or Replacements	0	2,065	0.0%	0.9%	1.0%	0.8%
% of FP17s Relating to Continuations	0	2,065	0.0%	1.3%	1.2%	1.1%
% of Patients satisfied with the dentistry they have received	4	4	N/A	91.2%	91.6%	91.4%
% of Patients satisfied with the time they had to wait for an appointment	4	4	N/A	87.6%	88.1%	87.7%

* This is based on patients treated on this contract for their most recent course of treatment. Figures in italics indicate the base number of FP17s or Patient Questionnaire responses are less than 100. N/A is shown where the base number of responses is less than 10 during the period. % is calculated as Quantity/Base number*100

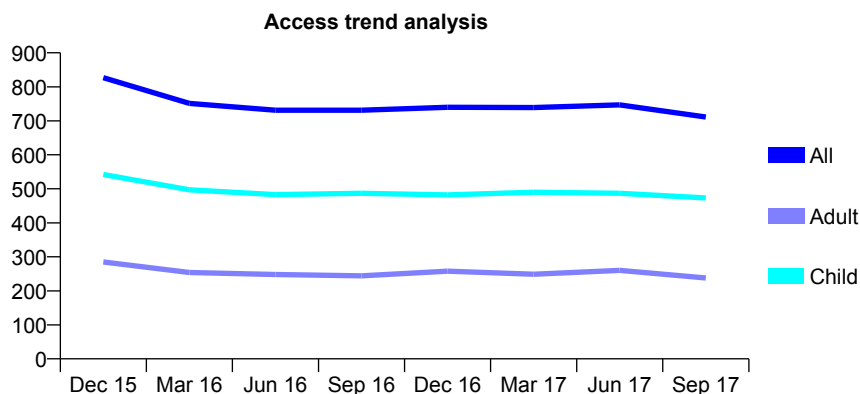
Q48 - Vital Signs At a Glance Contract Report for 573140/0001 - September 2017

Name or company name	MR MJ FORDE
Contract type name	GDS Contract
Purpose of contract	General
Contract start date	01/04/2006
Contract end date	

17/18 Contracted general activity (UDA)	2,000
Carry forward general activity (UDA)	0
17/18 Contracted orthodontic activity (UOA)	0
Carry forward orthodontic activity (UOA)	0
Baseline contract value	£51,601.98

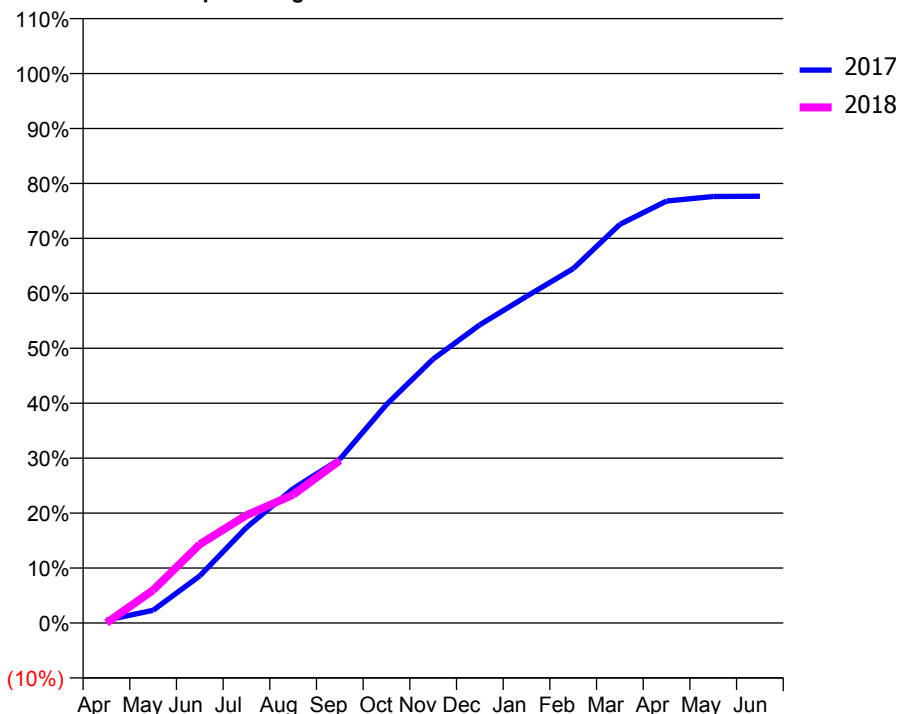
ACCESS*

Patients seen in 24 months	Total	Change since previous quarter
Quarter ending September 2016	731	
Quarter ending December 2016	740	→
Quarter ending March 2017	739	→
Quarter ending June 2017	747	→
Quarter ending September 2017	711	↓
Variance since September 2016	(2.7%)	↓



ACTIVITY

Cumulative percentage of contracted UDA delivered 2017 & 2018



Adjusted Scheduled Activity (UDA)

Month	2017	2018
April	10	0
May	46	120
June	171	286
July	348	393
August	489	467
September	596	592
October	795	
November	961	
December	1,086	
January	1,189	
February	1,290	
March	1,451	
April	1,536	
May	1,552	
June	1,553	

QUALITY

	Quantity	Base Number	Contract	AT	Region	England
% of FP17s for the same patient ID Re-attending within 3 months - Children	31	282	11.0%	11.4%	12.8%	11.9%
% of FP17s for the same patient ID Re-attending within 3 months - Adults	6	91	6.6%	17.1%	16.5%	15.9%
% of FP17s for the same patient ID Re-attending between 3 & 9 months - Children	106	282	37.6%	53.9%	59.7%	58.1%
% of FP17s for the same patient ID Re-attending between 3 & 9 months - Adults	24	91	26.4%	44.5%	53.0%	50.6%
% of FP17s for Band 1 Urgent Courses	33	316	10.4%	11.9%	9.2%	9.1%
% of FP17s Relating to Free Repair or Replacements	0	316	0.0%	0.9%	1.0%	0.8%
% of FP17s Relating to Continuations	0	316	0.0%	1.3%	1.2%	1.1%
% of Patients satisfied with the dentistry they have received	0	0	N/A	91.2%	91.6%	91.4%
% of Patients satisfied with the time they had to wait for an appointment	0	0	N/A	87.6%	88.1%	87.7%

* This is based on patients treated on this contract for their most recent course of treatment. Figures in italics indicate the base number of FP17s or Patient Questionnaire responses are less than 100. N/A is shown where the base number of responses is less than 10 during the period. % is calculated as Quantity/Base number*100

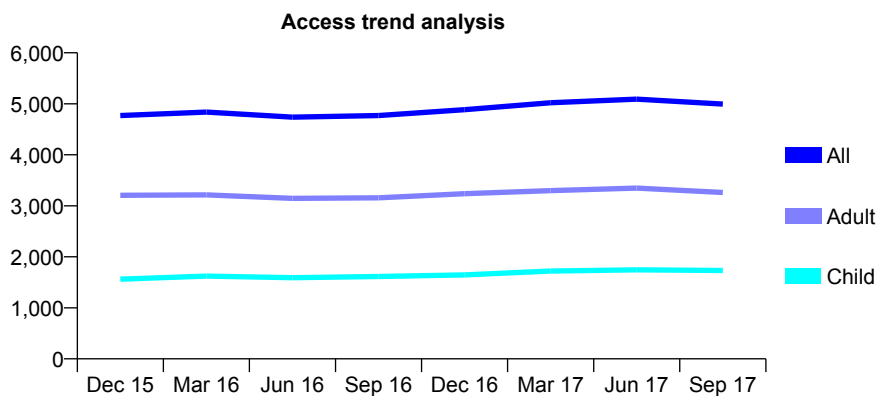
Q48 - Vital Signs At a Glance Contract Report for 576107/0001 - September 2017

Name or company name	MR NP MARRAY
Contract type name	GDS Contract
Purpose of contract	General
Contract start date	01/04/2006
Contract end date	

17/18 Contracted general activity (UDA)	13,731
Carry forward general activity (UDA)	77
17/18 Contracted orthodontic activity (UOA)	0
Carry forward orthodontic activity (UOA)	0
Baseline contract value	£354,273.46

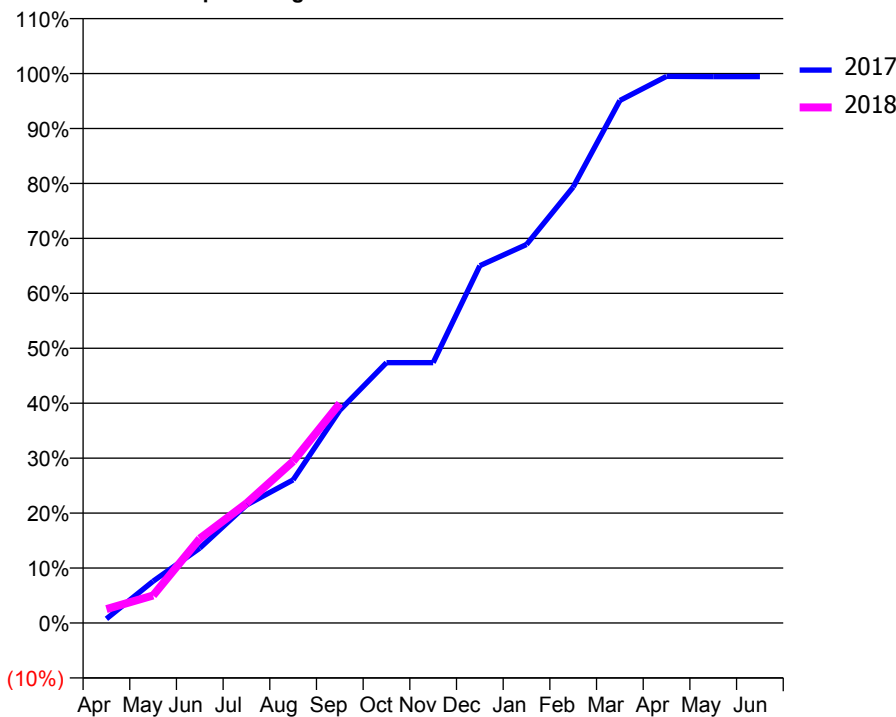
ACCESS*

Patients seen in 24 months	Total	Change since previous quarter
Quarter ending September 2016	4,771	
Quarter ending December 2016	4,884	↑
Quarter ending March 2017	5,021	↑
Quarter ending June 2017	5,091	→
Quarter ending September 2017	4,994	↓
Variance since September 2016	4.7%	↑



ACTIVITY

Cumulative percentage of contracted UDA delivered 2017 & 2018



Month	Adjusted Scheduled Activity (UDA)	
	2017	2018
April	105	347
May	1,044	688
June	1,871	2,112
July	2,949	2,990
August	3,575	4,041
September	5,317	5,487
October	6,507	
November	6,507	
December	8,928	
January	9,459	
February	10,895	
March	13,056	
April	13,659	
May	13,654	
June	13,654	

QUALITY

	Quantity	Base Number	Contract	AT	Region	England
% of FP17s for the same patient ID Re-attending within 3 months - Children	207	1,105	18.7%	11.4%	12.8%	11.9%
% of FP17s for the same patient ID Re-attending within 3 months - Adults	425	1,842	23.1%	17.1%	16.5%	15.9%
% of FP17s for the same patient ID Re-attending between 3 & 9 months - Children	449	1,105	40.6%	53.9%	59.7%	58.1%
% of FP17s for the same patient ID Re-attending between 3 & 9 months - Adults	690	1,842	37.5%	44.5%	53.0%	50.6%
% of FP17s for Band 1 Urgent Courses	398	2,686	14.8%	11.9%	9.2%	9.1%
% of FP17s Relating to Free Repair or Replacements	29	2,686	1.1%	0.9%	1.0%	0.8%
% of FP17s Relating to Continuations	0	2,686	0.0%	1.3%	1.2%	1.1%
% of Patients satisfied with the dentistry they have received	3	3	N/A	91.2%	91.6%	91.4%
% of Patients satisfied with the time they had to wait for an appointment	3	3	N/A	87.6%	88.1%	87.7%

* This is based on patients treated on this contract for their most recent course of treatment. Figures in italics indicate the base number of FP17s or Patient Questionnaire responses are less than 100. N/A is shown where the base number of responses is less than 10 during the period. % is calculated as Quantity/Base number*100

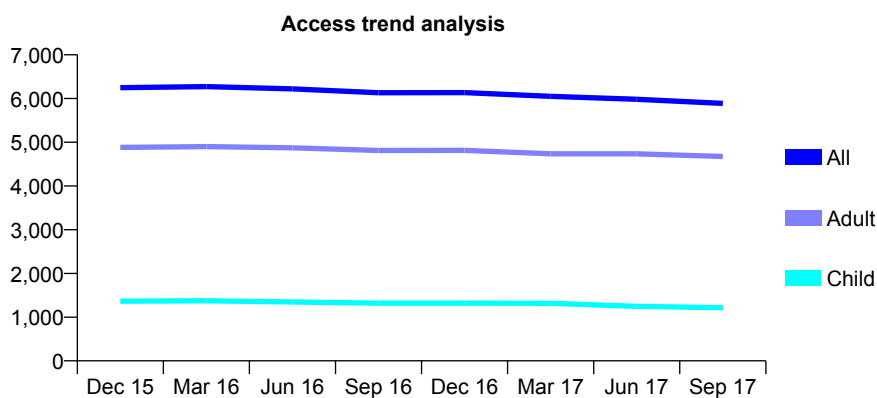
Q48 - Vital Signs At a Glance Contract Report for 577197/0001 - September 2017

Name or company name	MR JN LEA
Contract type name	PDS Contract
Purpose of contract	General
Contract start date	01/04/2006
Contract end date	31/03/2021

17/18 Contracted general activity (UDA)	18,596
Carry forward general activity (UDA)	0
17/18 Contracted orthodontic activity (UOA)	0
Carry forward orthodontic activity (UOA)	0
Baseline contract value	£629,636.30

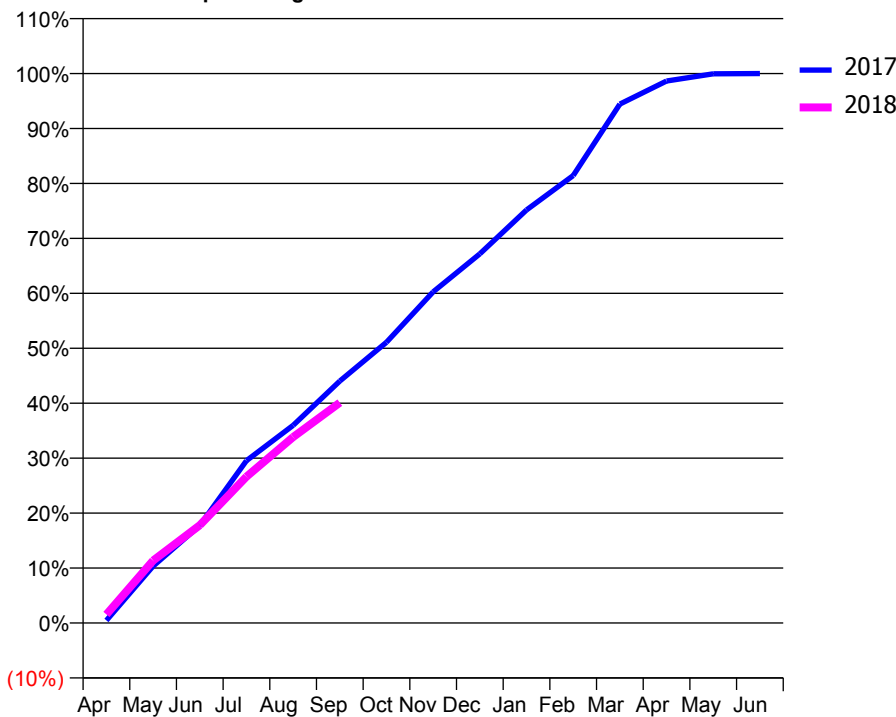
ACCESS*

Patients seen in 24 months	Total	Change since previous quarter
Quarter ending September 2016	6,132	
Quarter ending December 2016	6,134	→
Quarter ending March 2017	6,051	↓
Quarter ending June 2017	5,982	↓
Quarter ending September 2017	5,889	↓
Variance since September 2016	(4.0%)	↓



ACTIVITY

Cumulative percentage of contracted UDA delivered 2017 & 2018



Month	Adjusted Scheduled Activity (UDA)	
	2017	2018
April	91	292
May	1,954	2,113
June	3,351	3,311
July	5,572	4,951
August	6,789	6,292
September	8,309	7,458
October	9,641	
November	11,369	
December	12,677	
January	14,180	
February	15,361	
March	17,816	
April	18,609	
May	18,857	
June	18,866	

QUALITY

	Quantity	Base Number	Contract	AT	Region	England
% of FP17s for the same patient ID Re-attending within 3 months - Children	116	931	12.5%	11.4%	12.8%	11.9%
% of FP17s for the same patient ID Re-attending within 3 months - Adults	755	3,634	20.8%	17.1%	16.5%	15.9%
% of FP17s for the same patient ID Re-attending between 3 & 9 months - Children	587	931	63.1%	53.9%	59.7%	58.1%
% of FP17s for the same patient ID Re-attending between 3 & 9 months - Adults	2,079	3,634	57.2%	44.5%	53.0%	50.6%
% of FP17s for Band 1 Urgent Courses	303	3,549	8.5%	11.9%	9.2%	9.1%
% of FP17s Relating to Free Repair or Replacements	35	3,549	1.0%	0.9%	1.0%	0.8%
% of FP17s Relating to Continuations	140	3,549	3.9%	1.3%	1.2%	1.1%
% of Patients satisfied with the dentistry they have received	12	13	92.3%	91.2%	91.6%	91.4%
% of Patients satisfied with the time they had to wait for an appointment	13	13	100.0%	87.6%	88.1%	87.7%

* This is based on patients treated on this contract for their most recent course of treatment. Figures in italics indicate the base number of FP17s or Patient Questionnaire responses are less than 100. N/A is shown where the base number of responses is less than 10 during the period. % is calculated as Quantity/Base number*100

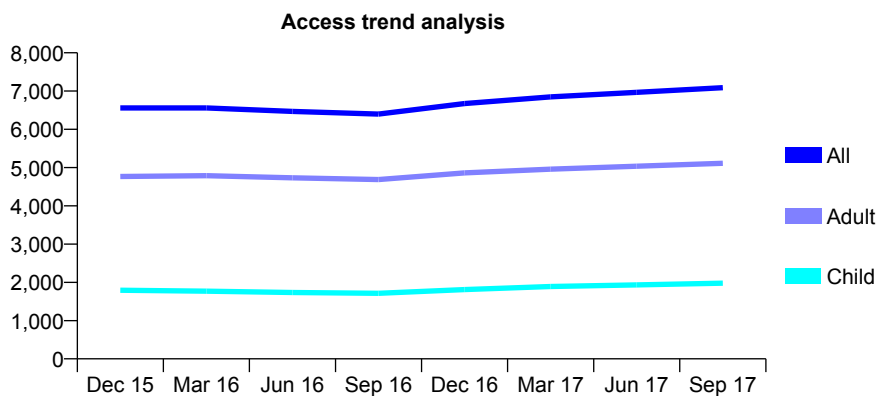
Q48 - Vital Signs At a Glance Contract Report for 635324/0001 - September 2017

Name or company name	B O'Gorman, A Bowker & P Geoghegan
Contract type name	GDS Contract
Purpose of contract	General and Orthodontic
Contract start date	01/04/2006
Contract end date	

17/18 Contracted general activity (UDA)	22,067
Carry forward general activity (UDA)	0
17/18 Contracted orthodontic activity (UOA)	0
Carry forward orthodontic activity (UOA)	0
Baseline contract value	£566,141.86

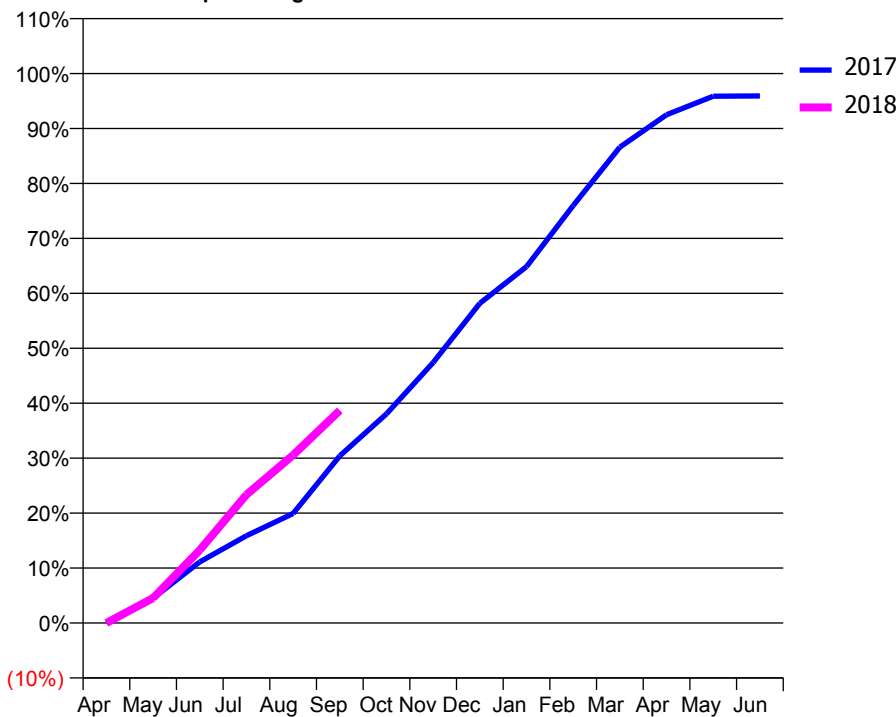
ACCESS*

Patients seen in 24 months	Total	Change since previous quarter
Quarter ending September 2016	6,399	
Quarter ending December 2016	6,673	↑
Quarter ending March 2017	6,847	↑
Quarter ending June 2017	6,966	→
Quarter ending September 2017	7,090	→
Variance since September 2016	10.8%	↑



ACTIVITY

Cumulative percentage of contracted UDA delivered 2017 & 2018



Month	Adjusted Scheduled Activity (UDA)	
	2017	2018
April	0	0
May	1,000	1,005
June	2,457	2,932
July	3,507	5,153
August	4,399	6,745
September	6,712	8,540
October	8,399	
November	10,460	
December	12,836	
January	14,311	
February	16,761	
March	19,108	
April	20,410	
May	21,155	
June	21,163	

QUALITY

	Quantity	Base Number	Contract	AT	Region	England
% of FP17s for the same patient ID Re-attending within 3 months - Children	122	1,234	9.9%	11.4%	12.8%	11.9%
% of FP17s for the same patient ID Re-attending within 3 months - Adults	427	2,874	14.9%	17.1%	16.5%	15.9%
% of FP17s for the same patient ID Re-attending between 3 & 9 months - Children	603	1,234	48.9%	53.9%	59.7%	58.1%
% of FP17s for the same patient ID Re-attending between 3 & 9 months - Adults	1,155	2,874	40.2%	44.5%	53.0%	50.6%
% of FP17s for Band 1 Urgent Courses	418	3,422	12.2%	11.9%	9.2%	9.1%
% of FP17s Relating to Free Repair or Replacements	12	3,422	0.4%	0.9%	1.0%	0.8%
% of FP17s Relating to Continuations	16	3,422	0.5%	1.3%	1.2%	1.1%
% of Patients satisfied with the dentistry they have received	9	10	90.0%	91.2%	91.6%	91.4%
% of Patients satisfied with the time they had to wait for an appointment	8	10	80.0%	87.6%	88.1%	87.7%

* This is based on patients treated on this contract for their most recent course of treatment. Figures in italics indicate the base number of FP17s or Patient Questionnaire responses are less than 100. N/A is shown where the base number of responses is less than 10 during the period. % is calculated as Quantity/Base number*100

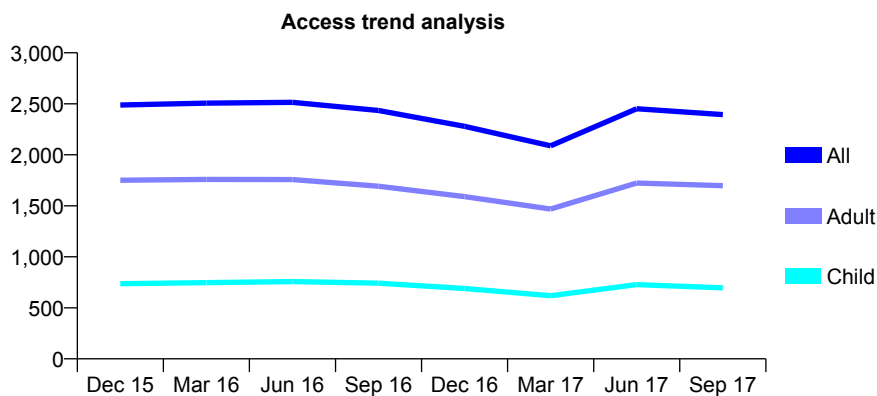
Q48 - Vital Signs At a Glance Contract Report for 635529/0002 - September 2017

Name or company name	Runcorn Dental Practice
Contract type name	GDS Contract
Purpose of contract	General
Contract start date	01/04/2006
Contract end date	

17/18 Contracted general activity (UDA)	6,800
Carry forward general activity (UDA)	0
17/18 Contracted orthodontic activity (UOA)	0
Carry forward orthodontic activity (UOA)	0
Baseline contract value	£252,704.29

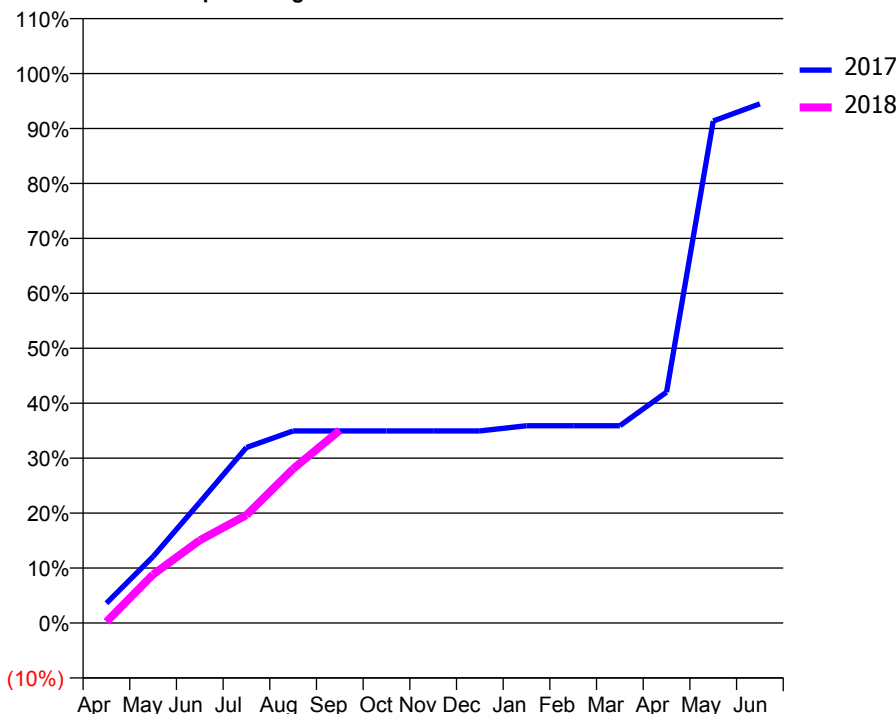
ACCESS*

Patients seen in 24 months	Total	Change since previous quarter
Quarter ending September 2016	2,434	
Quarter ending December 2016	2,279	↓
Quarter ending March 2017	2,088	↓
Quarter ending June 2017	2,451	↑
Quarter ending September 2017	2,394	↓
Variance since September 2016	(1.6%)	↓



ACTIVITY

Cumulative percentage of contracted UDA delivered 2017 & 2018



Adjusted Scheduled Activity (UDA)

Month	2017	2018
April	245	16
May	823	601
June	1,494	1,024
July	2,172	1,336
August	2,377	1,909
September	2,377	2,386
October	2,377	
November	2,377	
December	2,377	
January	2,441	
February	2,441	
March	2,441	
April	2,857	
May	6,212	
June	6,425	

QUALITY

	Quantity	Base Number	Contract	AT	Region	England
% of FP17s for the same patient ID Re-attending within 3 months - Children	53	898	5.9%	11.4%	12.8%	11.9%
% of FP17s for the same patient ID Re-attending within 3 months - Adults	261	2,046	12.8%	17.1%	16.5%	15.9%
% of FP17s for the same patient ID Re-attending between 3 & 9 months - Children	393	898	43.8%	53.9%	59.7%	58.1%
% of FP17s for the same patient ID Re-attending between 3 & 9 months - Adults	699	2,046	34.2%	44.5%	53.0%	50.6%
% of FP17s for Band 1 Urgent Courses	122	1,089	11.2%	11.9%	9.2%	9.1%
% of FP17s Relating to Free Repair or Replacements	3	1,089	0.3%	0.9%	1.0%	0.8%
% of FP17s Relating to Continuations	1	1,089	0.1%	1.3%	1.2%	1.1%
% of Patients satisfied with the dentistry they have received	5	6	N/A	91.2%	91.6%	91.4%
% of Patients satisfied with the time they had to wait for an appointment	5	6	N/A	87.6%	88.1%	87.7%

* This is based on patients treated on this contract for their most recent course of treatment. Figures in italics indicate the base number of FP17s or Patient Questionnaire responses are less than 100. N/A is shown where the base number of responses is less than 10 during the period. % is calculated as Quantity/Base number*100

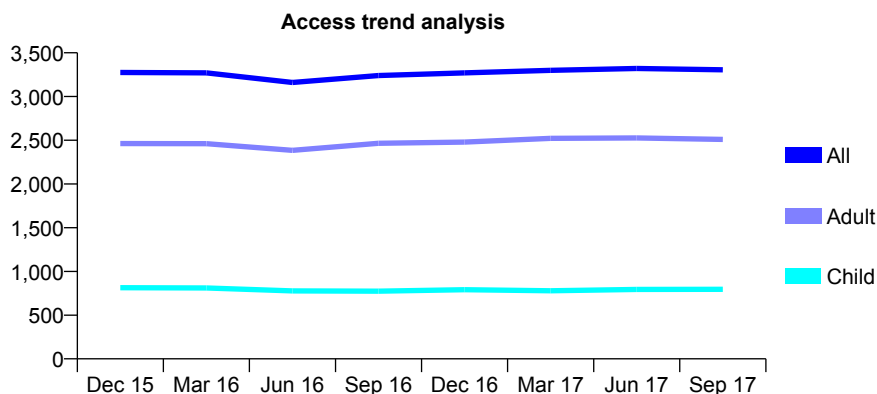
Q48 - Vital Signs At a Glance Contract Report for 644048/0001 - September 2017

Name or company name	MR KL NEO
Contract type name	GDS Contract
Purpose of contract	General
Contract start date	01/04/2006
Contract end date	

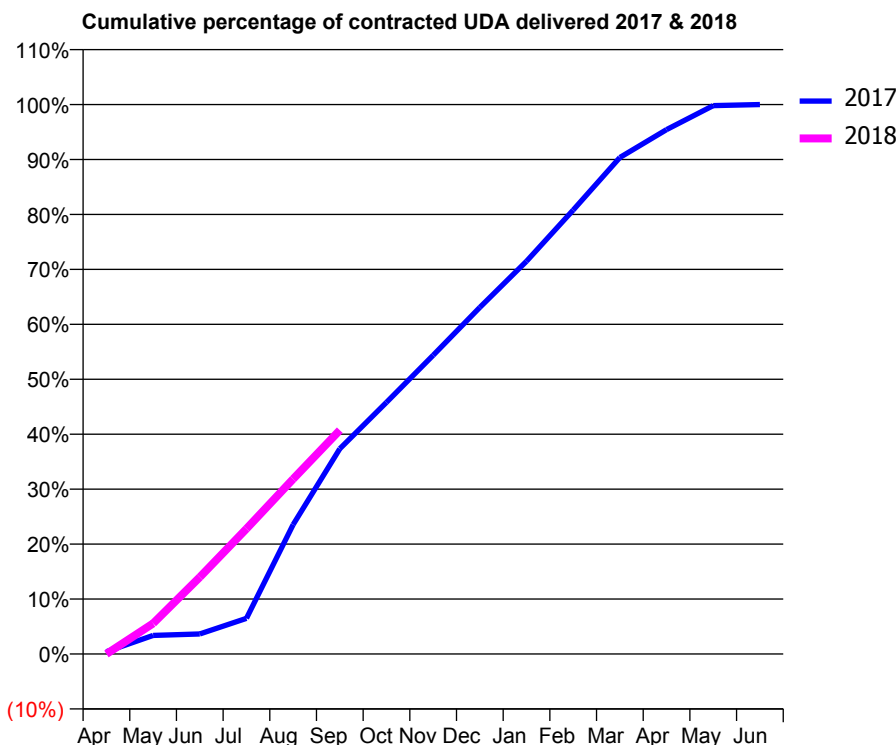
17/18 Contracted general activity (UDA)	14,079
Carry forward general activity (UDA)	0
17/18 Contracted orthodontic activity (UOA)	0
Carry forward orthodontic activity (UOA)	0
Baseline contract value	£346,295.91

ACCESS*

Patients seen in 24 months	Total	Change since previous quarter
Quarter ending September 2016	3,240	
Quarter ending December 2016	3,270	→
Quarter ending March 2017	3,300	→
Quarter ending June 2017	3,321	→
Quarter ending September 2017	3,306	→
Variance since September 2016	2.0%	↑



ACTIVITY



Month	Adjusted Scheduled Activity (UDA)	
	2017	2018
April	62	0
May	486	784
June	524	1,970
July	932	3,211
August	3,375	4,483
September	5,355	5,735
October	6,564	
November	7,793	
December	9,041	
January	10,246	
February	11,580	
March	12,951	
April	13,678	
May	14,306	
June	14,334	

QUALITY

	Quantity	Base Number	Contract	AT	Region	England
% of FP17s for the same patient ID Re-attending within 3 months - Children	32	459	7.0%	11.4%	12.8%	11.9%
% of FP17s for the same patient ID Re-attending within 3 months - Adults	246	1,365	18.0%	17.1%	16.5%	15.9%
% of FP17s for the same patient ID Re-attending between 3 & 9 months - Children	163	459	35.5%	53.9%	59.7%	58.1%
% of FP17s for the same patient ID Re-attending between 3 & 9 months - Adults	473	1,365	34.7%	44.5%	53.0%	50.6%
% of FP17s for Band 1 Urgent Courses	180	1,510	11.9%	11.9%	9.2%	9.1%
% of FP17s Relating to Free Repair or Replacements	25	1,510	1.7%	0.9%	1.0%	0.8%
% of FP17s Relating to Continuations	21	1,510	1.4%	1.3%	1.2%	1.1%
% of Patients satisfied with the dentistry they have received	10	11	90.9%	91.2%	91.6%	91.4%
% of Patients satisfied with the time they had to wait for an appointment	10	11	90.9%	87.6%	88.1%	87.7%

* This is based on patients treated on this contract for their most recent course of treatment. Figures in italics indicate the base number of FP17s or Patient Questionnaire responses are less than 100. N/A is shown where the base number of responses is less than 10 during the period. % is calculated as Quantity/Base number*100

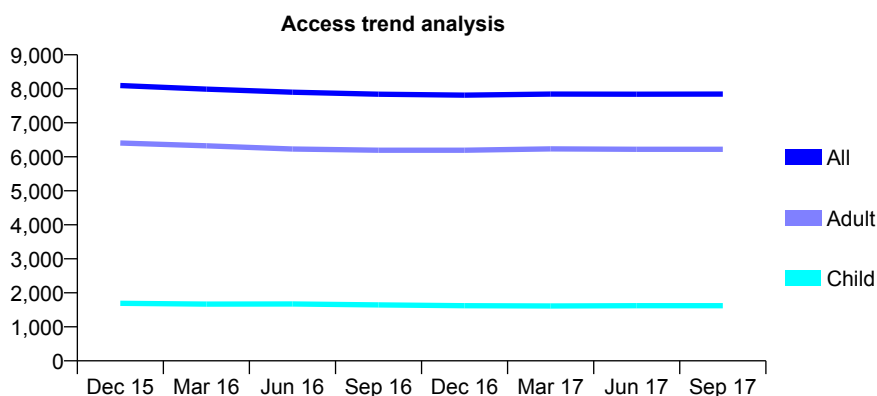
Q48 - Vital Signs At a Glance Contract Report for 644935/0001 - September 2017

Name or company name	MR DA CALDWELL
Contract type name	GDS Contract
Purpose of contract	General
Contract start date	01/05/2008
Contract end date	

17/18 Contracted general activity (UDA)	25,000
Carry forward general activity (UDA)	0
17/18 Contracted orthodontic activity (UOA)	0
Carry forward orthodontic activity (UOA)	0
Baseline contract value	£658,764.44

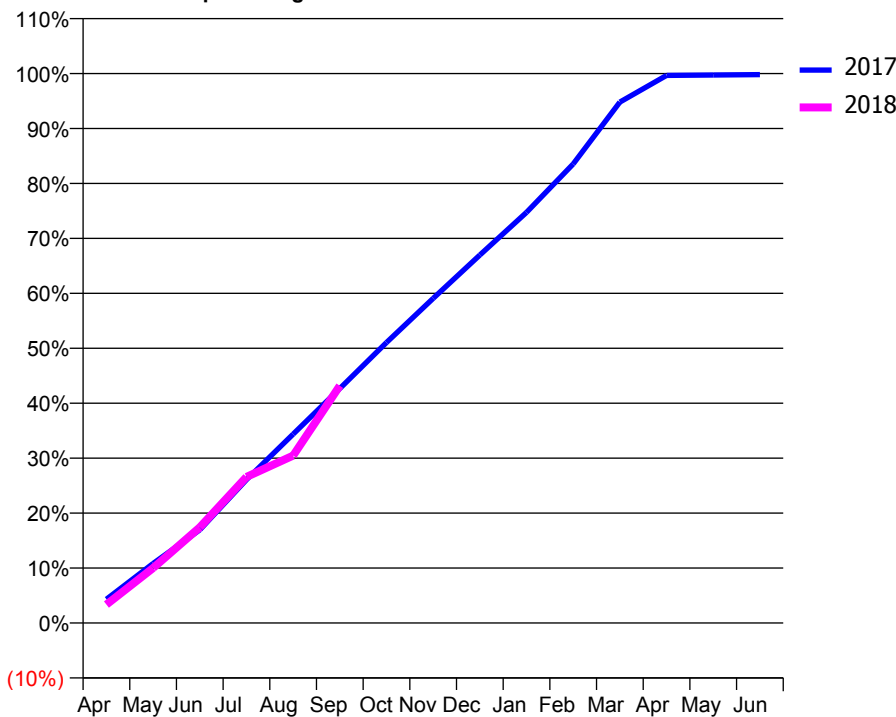
ACCESS*

Patients seen in 24 months	Total	Change since previous quarter
Quarter ending September 2016	7,840	
Quarter ending December 2016	7,814	→
Quarter ending March 2017	7,845	→
Quarter ending June 2017	7,843	→
Quarter ending September 2017	7,845	→
Variance since September 2016	0.1%	→



ACTIVITY

Cumulative percentage of contracted UDA delivered 2017 & 2018



Adjusted Scheduled Activity (UDA)

Month	2017	2018
April	1,085	841
May	2,710	2,502
June	4,238	4,353
July	6,516	6,644
August	8,595	7,616
September	10,669	10,793
October	12,759	
November	14,768	
December	16,740	
January	18,681	
February	20,883	
March	23,698	
April	24,912	
May	24,930	
June	24,952	

QUALITY

	Quantity	Base Number	Contract	AT	Region	England
% of FP17s for the same patient ID Re-attending within 3 months - Children	110	1,442	7.6%	11.4%	12.8%	11.9%
% of FP17s for the same patient ID Re-attending within 3 months - Adults	742	4,329	17.1%	17.1%	16.5%	15.9%
% of FP17s for the same patient ID Re-attending between 3 & 9 months - Children	927	1,442	64.3%	53.9%	59.7%	58.1%
% of FP17s for the same patient ID Re-attending between 3 & 9 months - Adults	2,027	4,329	46.8%	44.5%	53.0%	50.6%
% of FP17s for Band 1 Urgent Courses	556	5,293	10.5%	11.9%	9.2%	9.1%
% of FP17s Relating to Free Repair or Replacements	72	5,293	1.4%	0.9%	1.0%	0.8%
% of FP17s Relating to Continuations	114	5,293	2.2%	1.3%	1.2%	1.1%
% of Patients satisfied with the dentistry they have received	23	24	95.8%	91.2%	91.6%	91.4%
% of Patients satisfied with the time they had to wait for an appointment	21	24	87.5%	87.6%	88.1%	87.7%

* This is based on patients treated on this contract for their most recent course of treatment. Figures in italics indicate the base number of FP17s or Patient Questionnaire responses are less than 100. N/A is shown where the base number of responses is less than 10 during the period. % is calculated as Quantity/Base number*100

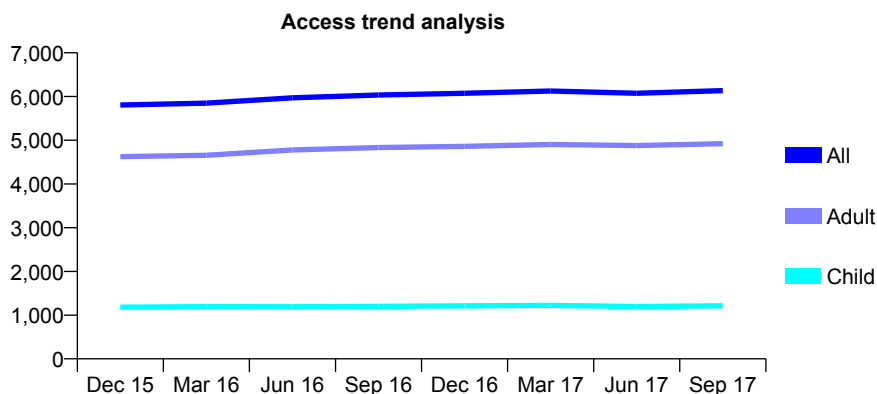
Q48 - Vital Signs At a Glance Contract Report for 651621/0001 - September 2017

Name or company name	MRS A CHAMBERS
Contract type name	GDS Contract
Purpose of contract	General
Contract start date	01/04/2006
Contract end date	

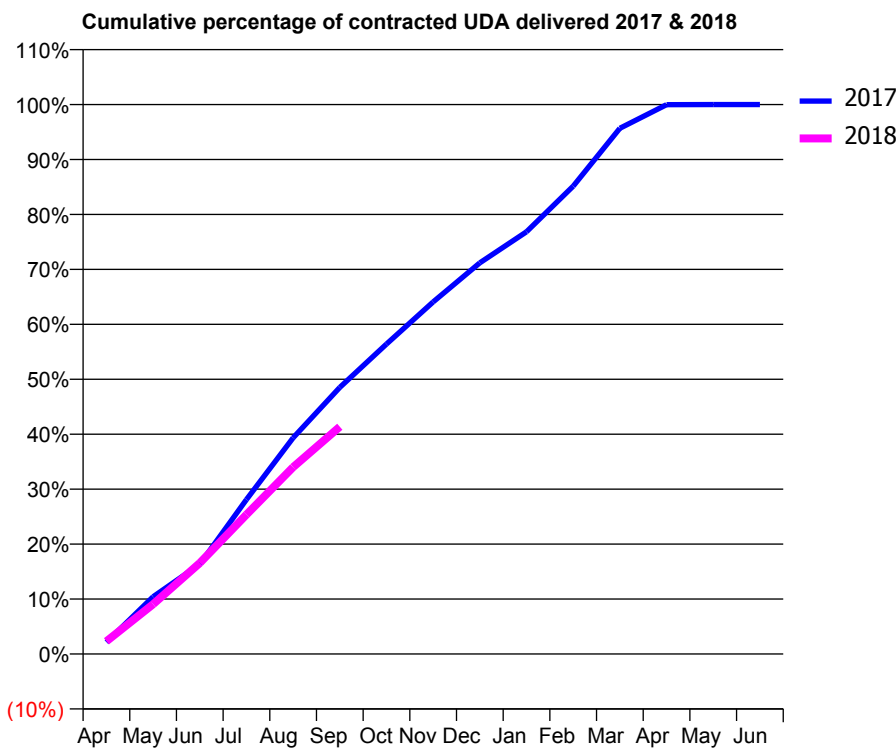
17/18 Contracted general activity (UDA)	15,988
Carry forward general activity (UDA)	0
17/18 Contracted orthodontic activity (UOA)	0
Carry forward orthodontic activity (UOA)	0
Baseline contract value	£376,562.72

ACCESS*

Patients seen in 24 months	Total	Change since previous quarter
Quarter ending September 2016	6,034	
Quarter ending December 2016	6,073	→
Quarter ending March 2017	6,125	→
Quarter ending June 2017	6,075	→
Quarter ending September 2017	6,134	→
Variance since September 2016	1.7%	→



ACTIVITY



Month	Adjusted Scheduled Activity (UDA)	
	2017	2018
April	350	369
May	1,689	1,450
June	2,652	2,650
July	4,560	4,056
August	6,386	5,436
September	7,873	6,614
October	9,151	
November	10,398	
December	11,551	
January	12,466	
February	13,815	
March	15,521	
April	16,218	
May	16,222	
June	16,225	

QUALITY

	Quantity	Base Number	Contract	AT	Region	England
% of FP17s for the same patient ID Re-attending within 3 months - Children	49	780	6.3%	11.4%	12.8%	11.9%
% of FP17s for the same patient ID Re-attending within 3 months - Adults	286	2,575	11.1%	17.1%	16.5%	15.9%
% of FP17s for the same patient ID Re-attending between 3 & 9 months - Children	345	780	44.2%	53.9%	59.7%	58.1%
% of FP17s for the same patient ID Re-attending between 3 & 9 months - Adults	955	2,575	37.1%	44.5%	53.0%	50.6%
% of FP17s for Band 1 Urgent Courses	180	2,794	6.4%	11.9%	9.2%	9.1%
% of FP17s Relating to Free Repair or Replacements	28	2,794	1.0%	0.9%	1.0%	0.8%
% of FP17s Relating to Continuations	42	2,794	1.5%	1.3%	1.2%	1.1%
% of Patients satisfied with the dentistry they have received	22	23	95.7%	91.2%	91.6%	91.4%
% of Patients satisfied with the time they had to wait for an appointment	22	23	95.7%	87.6%	88.1%	87.7%

* This is based on patients treated on this contract for their most recent course of treatment. Figures in italics indicate the base number of FP17s or Patient Questionnaire responses are less than 100. N/A is shown where the base number of responses is less than 10 during the period. % is calculated as Quantity/Base number*100

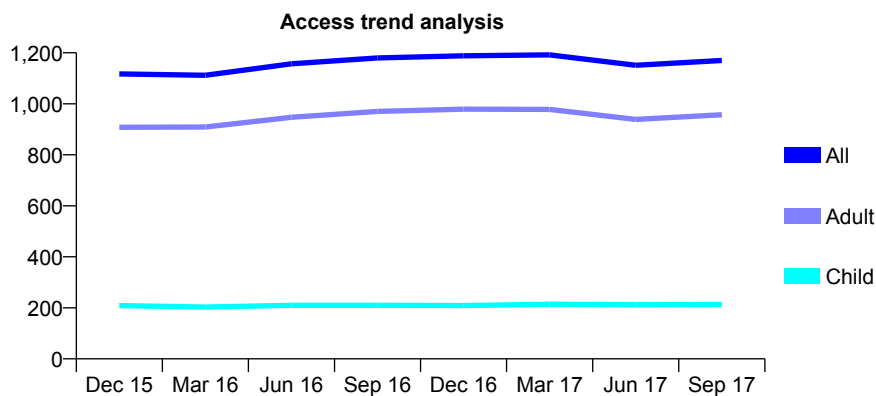
Q48 - Vital Signs At a Glance Contract Report for 659975/0001 - September 2017

Name or company name	MR RP VIJAYANARAYANAN
Contract type name	GDS Contract
Purpose of contract	General
Contract start date	01/04/2006
Contract end date	

17/18 Contracted general activity (UDA)	4,239
Carry forward general activity (UDA)	0
17/18 Contracted orthodontic activity (UOA)	0
Carry forward orthodontic activity (UOA)	0
Baseline contract value	£206,241.97

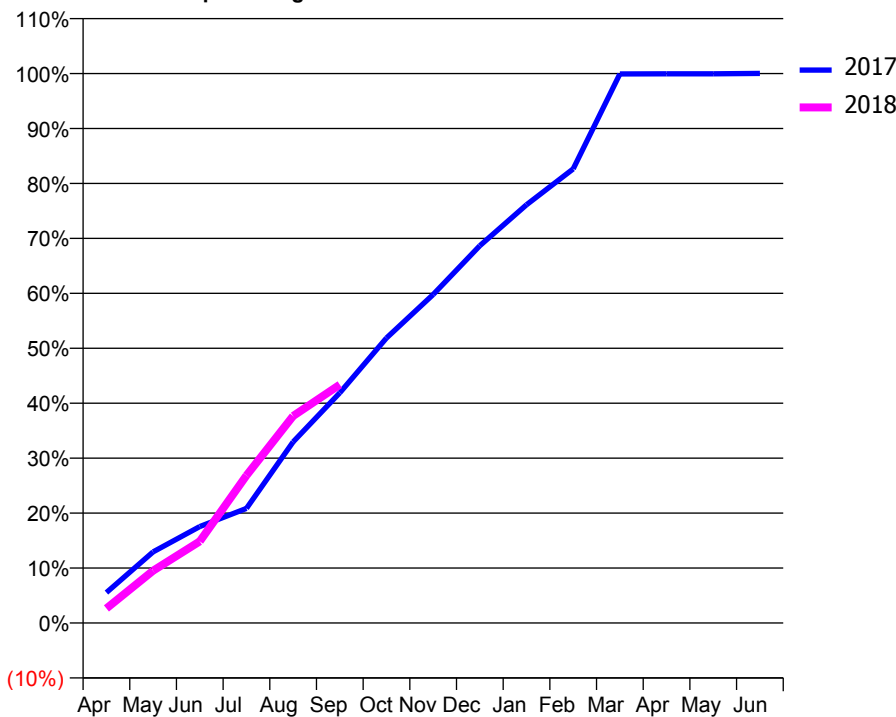
ACCESS*

Patients seen in 24 months	Total	Change since previous quarter
Quarter ending September 2016	1,180	
Quarter ending December 2016	1,188	→
Quarter ending March 2017	1,192	→
Quarter ending June 2017	1,151	↓
Quarter ending September 2017	1,170	→
Variance since September 2016	(0.8%)	→



ACTIVITY

Cumulative percentage of contracted UDA delivered 2017 & 2018



Month	Adjusted Scheduled Activity (UDA)	
	2017	2018
April	235	112
May	550	403
June	746	630
July	886	1,138
August	1,399	1,597
September	1,779	1,839
October	2,202	
November	2,538	
December	2,915	
January	3,231	
February	3,508	
March	4,241	
April	4,242	
May	4,242	
June	4,245	

QUALITY

	Quantity	Base Number	Contract	AT	Region	England
% of FP17s for the same patient ID Re-attending within 3 months - Children	4	121	3.3%	11.4%	12.8%	11.9%
% of FP17s for the same patient ID Re-attending within 3 months - Adults	32	516	6.2%	17.1%	16.5%	15.9%
% of FP17s for the same patient ID Re-attending between 3 & 9 months - Children	52	121	43.0%	53.9%	59.7%	58.1%
% of FP17s for the same patient ID Re-attending between 3 & 9 months - Adults	240	516	46.5%	44.5%	53.0%	50.6%
% of FP17s for Band 1 Urgent Courses	13	631	2.1%	11.9%	9.2%	9.1%
% of FP17s Relating to Free Repair or Replacements	0	631	0.0%	0.9%	1.0%	0.8%
% of FP17s Relating to Continuations	0	631	0.0%	1.3%	1.2%	1.1%
% of Patients satisfied with the dentistry they have received	1	1	N/A	91.2%	91.6%	91.4%
% of Patients satisfied with the time they had to wait for an appointment	0	1	N/A	87.6%	88.1%	87.7%

* This is based on patients treated on this contract for their most recent course of treatment. Figures in italics indicate the base number of FP17s or Patient Questionnaire responses are less than 100. N/A is shown where the base number of responses is less than 10 during the period. % is calculated as Quantity/Base number*100

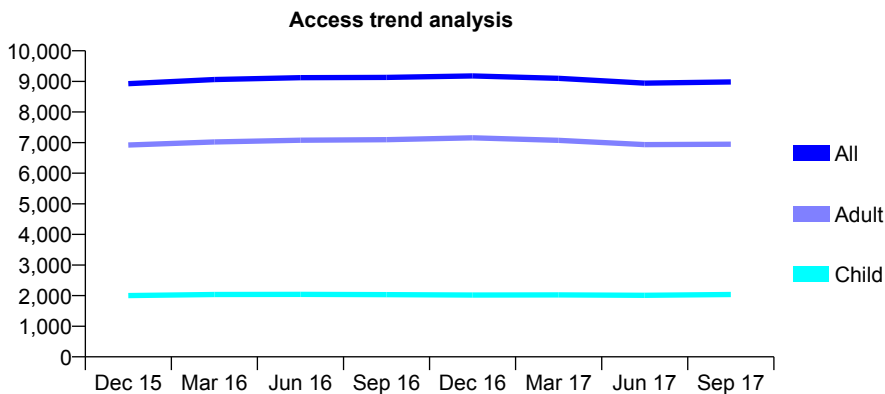
Q48 - Vital Signs At a Glance Contract Report for 672971/0003 - September 2017

Name or company name	MR SA CHU
Contract type name	GDS Contract
Purpose of contract	General
Contract start date	02/01/2013
Contract end date	

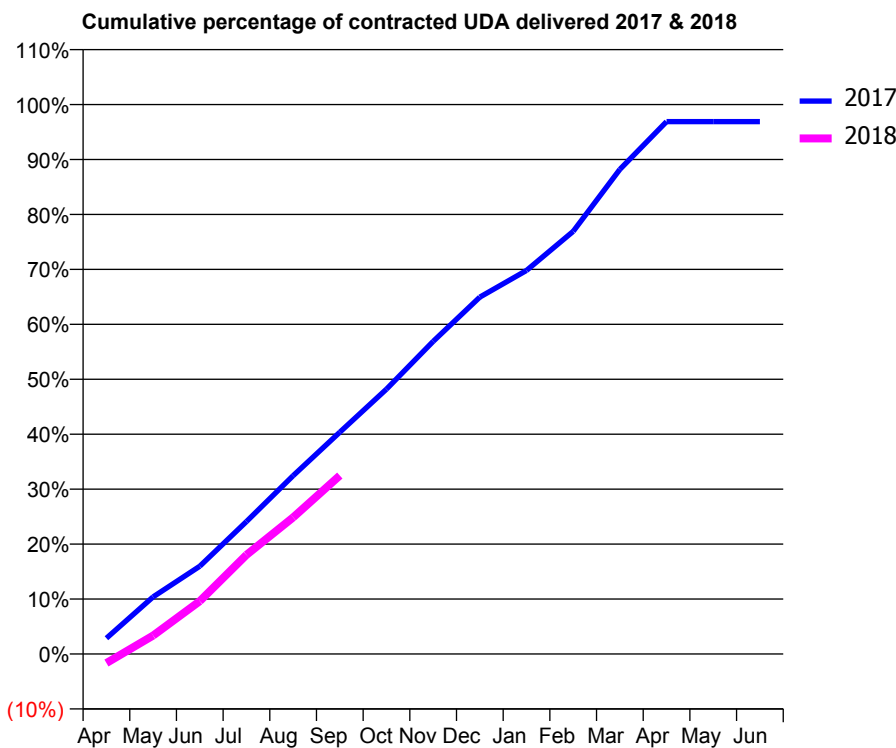
17/18 Contracted general activity (UDA)	35,573
Carry forward general activity (UDA)	1,140
17/18 Contracted orthodontic activity (UOA)	0
Carry forward orthodontic activity (UOA)	0
Baseline contract value	£917,822.98

ACCESS*

Patients seen in 24 months	Total	Change since previous quarter
Quarter ending September 2016	9,130	
Quarter ending December 2016	9,179	→
Quarter ending March 2017	9,099	→
Quarter ending June 2017	8,945	↓
Quarter ending September 2017	8,982	→
Variance since September 2016	(1.6%)	↓



ACTIVITY



Month	Adjusted Scheduled Activity (UDA)	
	2017	2018
April	1,021	-587
May	3,702	1,197
June	5,683	3,425
July	8,577	6,421
August	11,543	8,845
September	14,363	11,554
October	17,147	
November	20,239	
December	23,109	
January	24,833	
February	27,363	
March	31,372	
April	34,469	
May	34,468	
June	34,469	

QUALITY

	Quantity	Base Number	Contract	AT	Region	England
% of FP17s for the same patient ID Re-attending within 3 months - Children	114	1,144	10.0%	11.4%	12.8%	11.9%
% of FP17s for the same patient ID Re-attending within 3 months - Adults	733	3,945	18.6%	17.1%	16.5%	15.9%
% of FP17s for the same patient ID Re-attending between 3 & 9 months - Children	395	1,144	34.5%	53.9%	59.7%	58.1%
% of FP17s for the same patient ID Re-attending between 3 & 9 months - Adults	1,436	3,945	36.4%	44.5%	53.0%	50.6%
% of FP17s for Band 1 Urgent Courses	897	4,436	20.2%	11.9%	9.2%	9.1%
% of FP17s Relating to Free Repair or Replacements	124	4,436	2.8%	0.9%	1.0%	0.8%
% of FP17s Relating to Continuations	21	4,436	0.5%	1.3%	1.2%	1.1%
% of Patients satisfied with the dentistry they have received	25	26	96.2%	91.2%	91.6%	91.4%
% of Patients satisfied with the time they had to wait for an appointment	24	26	92.3%	87.6%	88.1%	87.7%

* This is based on patients treated on this contract for their most recent course of treatment. Figures in italics indicate the base number of FP17s or Patient Questionnaire responses are less than 100. N/A is shown where the base number of responses is less than 10 during the period. % is calculated as Quantity/Base number*100

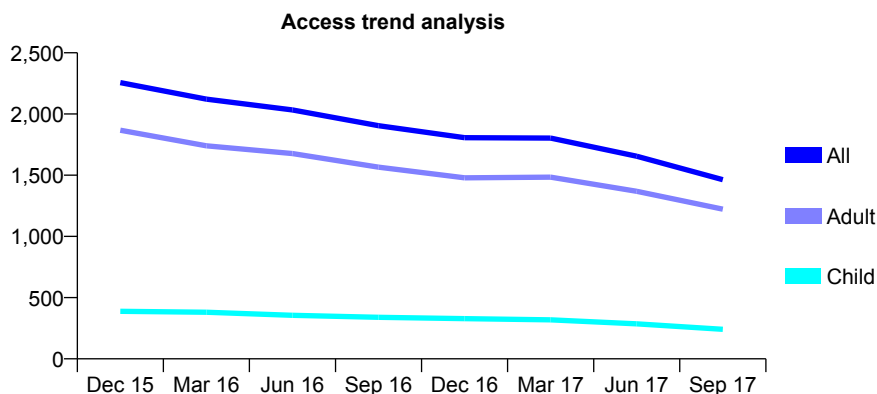
Q48 - Vital Signs At a Glance Contract Report for 674699/0001 - September 2017

Name or company name	MR AA DIRIR
Contract type name	GDS Contract
Purpose of contract	General
Contract start date	01/04/2006
Contract end date	

17/18 Contracted general activity (UDA)	5,213
Carry forward general activity (UDA)	0
17/18 Contracted orthodontic activity (UOA)	0
Carry forward orthodontic activity (UOA)	0
Baseline contract value	£134,500.58

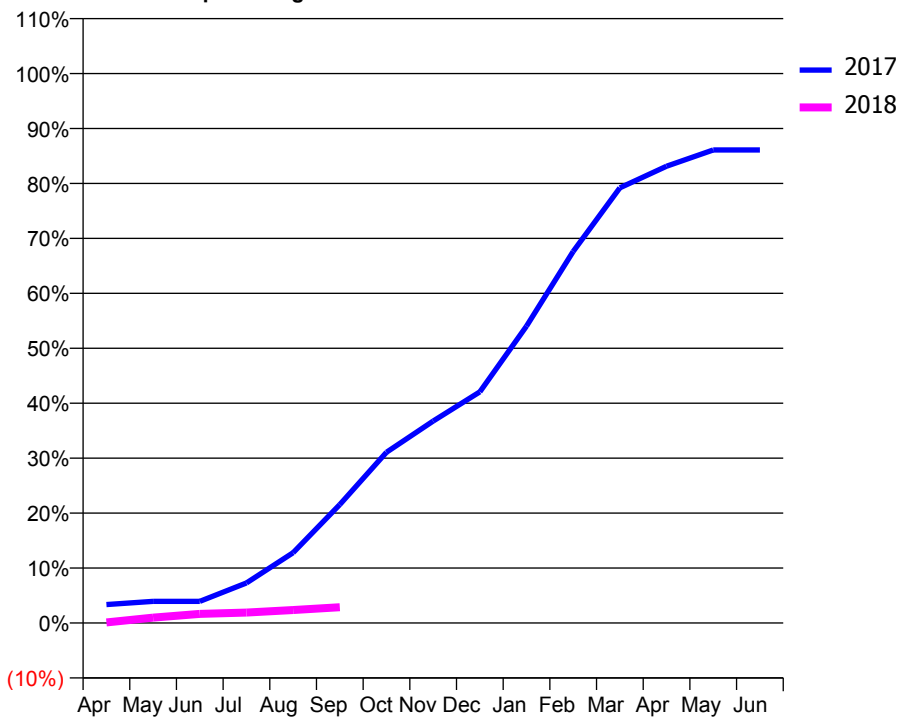
ACCESS*

Patients seen in 24 months	Total	Change since previous quarter
Quarter ending September 2016	1,905	
Quarter ending December 2016	1,807	↓
Quarter ending March 2017	1,803	→
Quarter ending June 2017	1,655	↓
Quarter ending September 2017	1,464	↓
Variance since September 2016	(23.1%)	↓



ACTIVITY

Cumulative percentage of contracted UDA delivered 2017 & 2018



Month	Adjusted Scheduled Activity (UDA)	
	2017	2018
April	175	6
May	205	51
June	205	87
July	380	99
August	667	123
September	1,123	150
October	1,620	
November	1,916	
December	2,193	
January	2,816	
February	3,525	
March	4,129	
April	4,334	
May	4,488	
June	4,488	

QUALITY

	Quantity	Base Number	Contract	AT	Region	England
% of FP17s for the same patient ID Re-attending within 3 months - Children	5	31	16.1%	11.4%	12.8%	11.9%
% of FP17s for the same patient ID Re-attending within 3 months - Adults	8	100	8.0%	17.1%	16.5%	15.9%
% of FP17s for the same patient ID Re-attending between 3 & 9 months - Children	10	31	32.3%	53.9%	59.7%	58.1%
% of FP17s for the same patient ID Re-attending between 3 & 9 months - Adults	18	100	18.0%	44.5%	53.0%	50.6%
% of FP17s for Band 1 Urgent Courses	0	20	0.0%	11.9%	9.2%	9.1%
% of FP17s Relating to Free Repair or Replacements	0	20	0.0%	0.9%	1.0%	0.8%
% of FP17s Relating to Continuations	0	20	0.0%	1.3%	1.2%	1.1%
% of Patients satisfied with the dentistry they have received	4	4	N/A	91.2%	91.6%	91.4%
% of Patients satisfied with the time they had to wait for an appointment	4	4	N/A	87.6%	88.1%	87.7%

* This is based on patients treated on this contract for their most recent course of treatment. Figures in italics indicate the base number of FP17s or Patient Questionnaire responses are less than 100. N/A is shown where the base number of responses is less than 10 during the period. % is calculated as Quantity/Base number*100

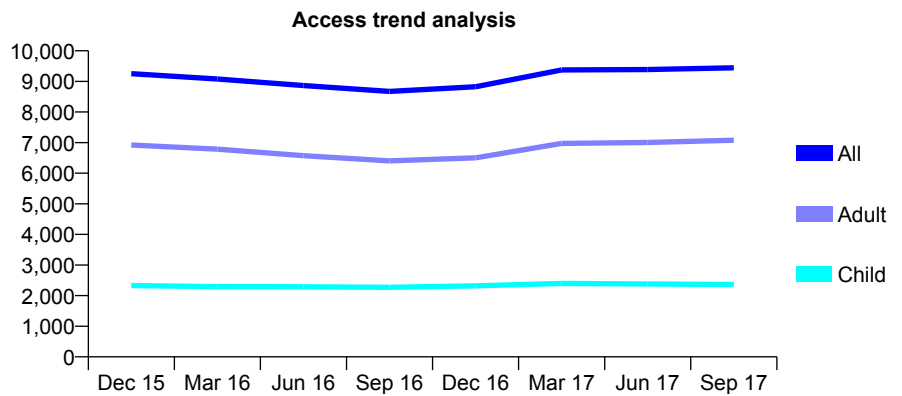
Q48 - Vital Signs At a Glance Contract Report for 682365/0002 - September 2017

Name or company name	MR QM JAFFRI
Contract type name	PDS Contract
Purpose of contract	General
Contract start date	01/04/2006
Contract end date	31/03/2021

17/18 Contracted general activity (UDA)	26,521
Carry forward general activity (UDA)	0
17/18 Contracted orthodontic activity (UOA)	0
Carry forward orthodontic activity (UOA)	0
Baseline contract value	£779,069.06

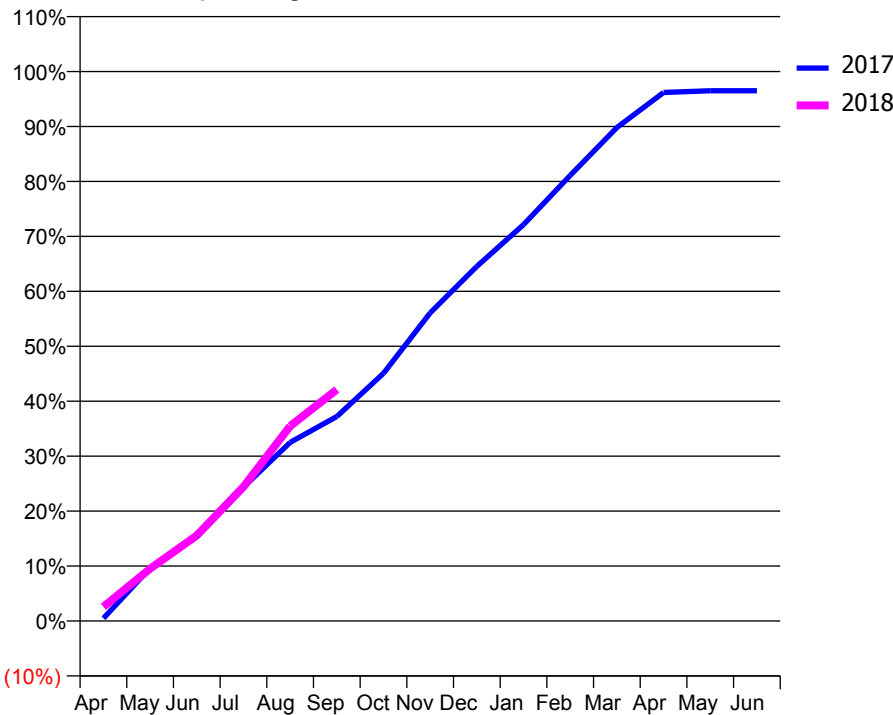
ACCESS*

Patients seen in 24 months	Total	Change since previous quarter
Quarter ending September 2016	8,673	
Quarter ending December 2016	8,827	→
Quarter ending March 2017	9,373	↑
Quarter ending June 2017	9,386	→
Quarter ending September 2017	9,444	→
Variance since September 2016	8.9%	↑



ACTIVITY

Cumulative percentage of contracted UDA delivered 2017 & 2018



Month	Adjusted Scheduled Activity (UDA)	
	2017	2018
April	130	684
May	2,554	2,527
June	4,071	4,126
July	6,457	6,481
August	8,619	9,403
September	9,869	11,172
October	11,952	
November	14,868	
December	17,113	
January	19,130	
February	21,507	
March	23,815	
April	25,509	
May	25,595	
June	25,595	

QUALITY

	Quantity	Base Number	Contract	AT	Region	England
% of FP17s for the same patient ID Re-attending within 3 months - Children	130	1,910	6.8%	11.4%	12.8%	11.9%
% of FP17s for the same patient ID Re-attending within 3 months - Adults	732	4,868	15.0%	17.1%	16.5%	15.9%
% of FP17s for the same patient ID Re-attending between 3 & 9 months - Children	1,218	1,910	63.8%	53.9%	59.7%	58.1%
% of FP17s for the same patient ID Re-attending between 3 & 9 months - Adults	2,486	4,868	51.1%	44.5%	53.0%	50.6%
% of FP17s for Band 1 Urgent Courses	1,063	5,964	17.8%	11.9%	9.2%	9.1%
% of FP17s Relating to Free Repair or Replacements	55	5,964	0.9%	0.9%	1.0%	0.8%
% of FP17s Relating to Continuations	29	5,964	0.5%	1.3%	1.2%	1.1%
% of Patients satisfied with the dentistry they have received	18	19	94.7%	91.2%	91.6%	91.4%
% of Patients satisfied with the time they had to wait for an appointment	19	19	100.0%	87.6%	88.1%	87.7%

* This is based on patients treated on this contract for their most recent course of treatment. Figures in italics indicate the base number of FP17s or Patient Questionnaire responses are less than 100. N/A is shown where the base number of responses is less than 10 during the period. % is calculated as Quantity/Base number*100

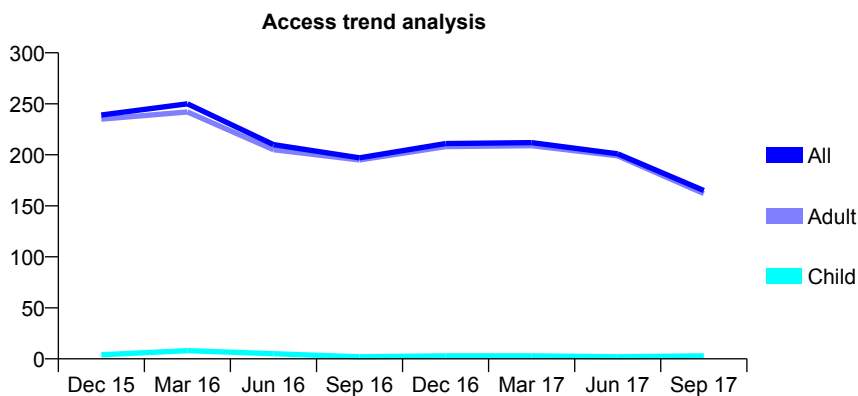
Q48 - Vital Signs At a Glance Contract Report for 685224/0001 - September 2017

Name or company name	MISS J MCGINTY
Contract type name	PDS Contract
Purpose of contract	General
Contract start date	01/04/2006
Contract end date	31/03/2018

17/18 Contracted general activity (UDA)	792
Carry forward general activity (UDA)	0
17/18 Contracted orthodontic activity (UOA)	0
Carry forward orthodontic activity (UOA)	0
Baseline contract value	£69,182.15

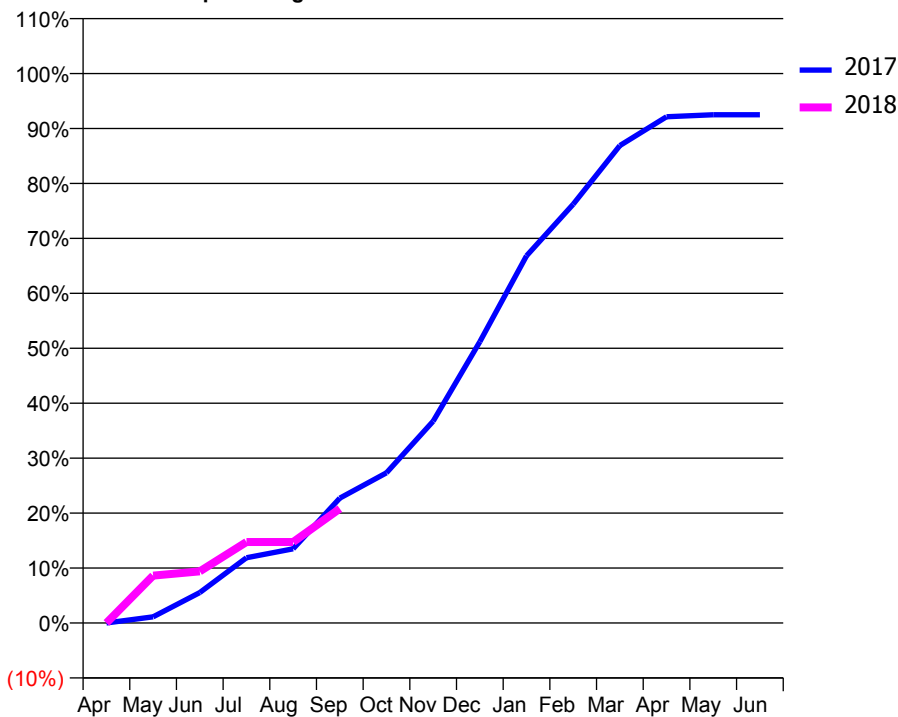
ACCESS*

Patients seen in 24 months	Total	Change since previous quarter
Quarter ending September 2016	197	
Quarter ending December 2016	211	↑
Quarter ending March 2017	212	→
Quarter ending June 2017	201	↓
Quarter ending September 2017	165	↓
Variance since September 2016	(16.2%)	↓



ACTIVITY

Cumulative percentage of contracted UDA delivered 2017 & 2018



QUALITY

	Quantity	Base Number	Contract	AT	Region	England
% of FP17s for the same patient ID Re-attending within 3 months - Children	0	2	0.0%	11.4%	12.8%	11.9%
% of FP17s for the same patient ID Re-attending within 3 months - Adults	0	81	0.0%	17.1%	16.5%	15.9%
% of FP17s for the same patient ID Re-attending between 3 & 9 months - Children	0	2	0.0%	53.9%	59.7%	58.1%
% of FP17s for the same patient ID Re-attending between 3 & 9 months - Adults	0	81	0.0%	44.5%	53.0%	50.6%
% of FP17s for Band 1 Urgent Courses	10	67	14.9%	11.9%	9.2%	9.1%
% of FP17s Relating to Free Repair or Replacements	0	67	0.0%	0.9%	1.0%	0.8%
% of FP17s Relating to Continuations	0	67	0.0%	1.3%	1.2%	1.1%
% of Patients satisfied with the dentistry they have received	0	0	N/A	91.2%	91.6%	91.4%
% of Patients satisfied with the time they had to wait for an appointment	0	0	N/A	87.6%	88.1%	87.7%

* This is based on patients treated on this contract for their most recent course of treatment. Figures in italics indicate the base number of FP17s or Patient Questionnaire responses are less than 100. N/A is shown where the base number of responses is less than 10 during the period. % is calculated as Quantity/Base number*100

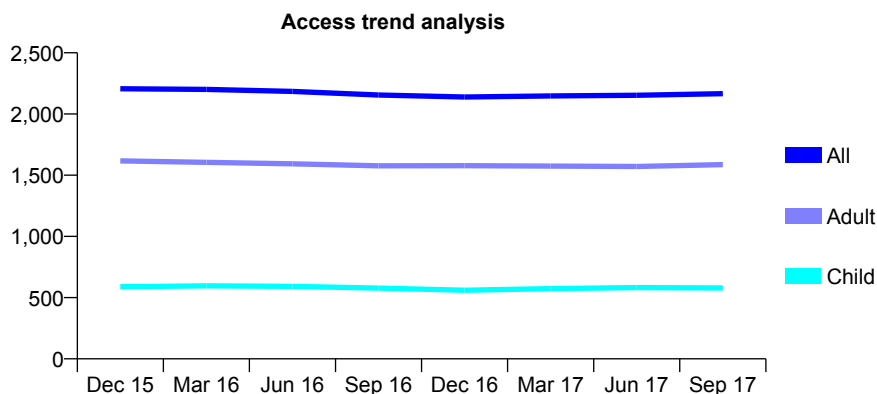
Q48 - Vital Signs At a Glance Contract Report for 732869/0001 - September 2017

Name or company name	MRS CA MCGOWAN-YEO
Contract type name	GDS Contract
Purpose of contract	General
Contract start date	01/04/2006
Contract end date	

17/18 Contracted general activity (UDA)	8,300
Carry forward general activity (UDA)	150
17/18 Contracted orthodontic activity (UOA)	0
Carry forward orthodontic activity (UOA)	0
Baseline contract value	£235,169.86

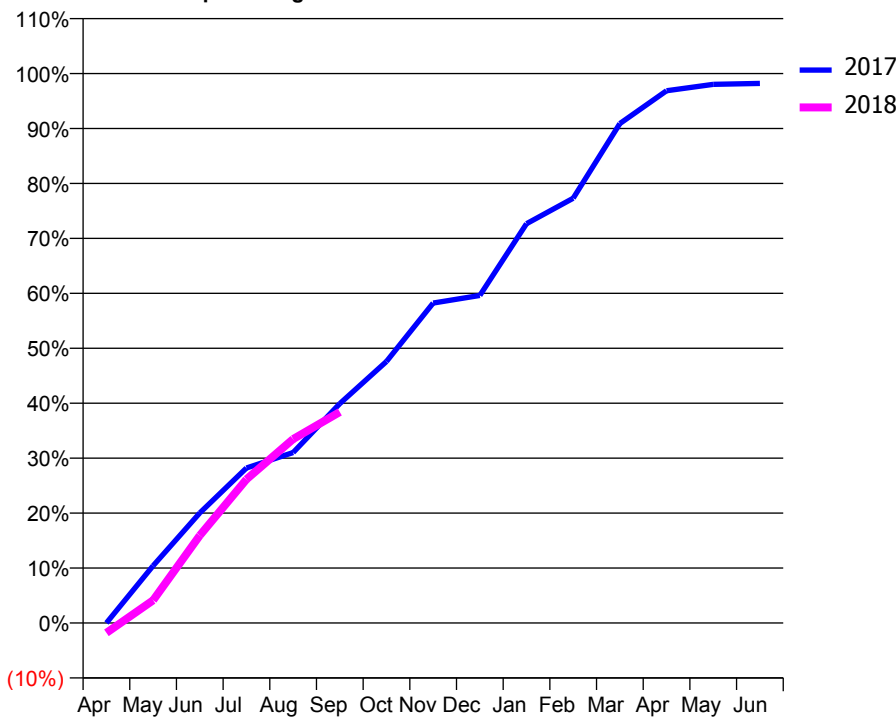
ACCESS*

Patients seen in 24 months	Total	Change since previous quarter
Quarter ending September 2016	2,155	
Quarter ending December 2016	2,139	→
Quarter ending March 2017	2,148	→
Quarter ending June 2017	2,153	→
Quarter ending September 2017	2,166	→
Variance since September 2016	0.5%	→



ACTIVITY

Cumulative percentage of contracted UDA delivered 2017 & 2018



Adjusted Scheduled Activity (UDA)

Month	2017	2018
April	0	-150
May	866	344
June	1,662	1,322
July	2,341	2,170
August	2,575	2,779
September	3,314	3,187
October	3,950	
November	4,833	
December	4,947	
January	6,032	
February	6,415	
March	7,545	
April	8,040	
May	8,137	
June	8,150	

QUALITY

	Quantity	Base Number	Contract	AT	Region	England
% of FP17s for the same patient ID Re-attending within 3 months - Children	57	386	14.8%	11.4%	12.8%	11.9%
% of FP17s for the same patient ID Re-attending within 3 months - Adults	583	1,315	44.3%	17.1%	16.5%	15.9%
% of FP17s for the same patient ID Re-attending between 3 & 9 months - Children	171	386	44.3%	53.9%	59.7%	58.1%
% of FP17s for the same patient ID Re-attending between 3 & 9 months - Adults	416	1,315	31.6%	44.5%	53.0%	50.6%
% of FP17s for Band 1 Urgent Courses	173	1,483	11.7%	11.9%	9.2%	9.1%
% of FP17s Relating to Free Repair or Replacements	37	1,483	2.5%	0.9%	1.0%	0.8%
% of FP17s Relating to Continuations	222	1,483	15.0%	1.3%	1.2%	1.1%
% of Patients satisfied with the dentistry they have received	4	4	N/A	91.2%	91.6%	91.4%
% of Patients satisfied with the time they had to wait for an appointment	4	4	N/A	87.6%	88.1%	87.7%

* This is based on patients treated on this contract for their most recent course of treatment. Figures in italics indicate the base number of FP17s or Patient Questionnaire responses are less than 100. N/A is shown where the base number of responses is less than 10 during the period. % is calculated as Quantity/Base number*100

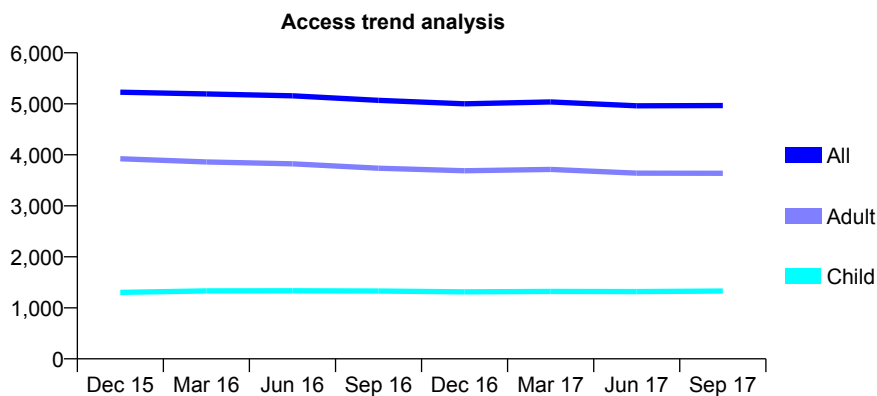
Q48 - Vital Signs At a Glance Contract Report for 738425/0001 - September 2017

Name or company name	MR P MARTIN
Contract type name	GDS Contract
Purpose of contract	General
Contract start date	01/04/2006
Contract end date	

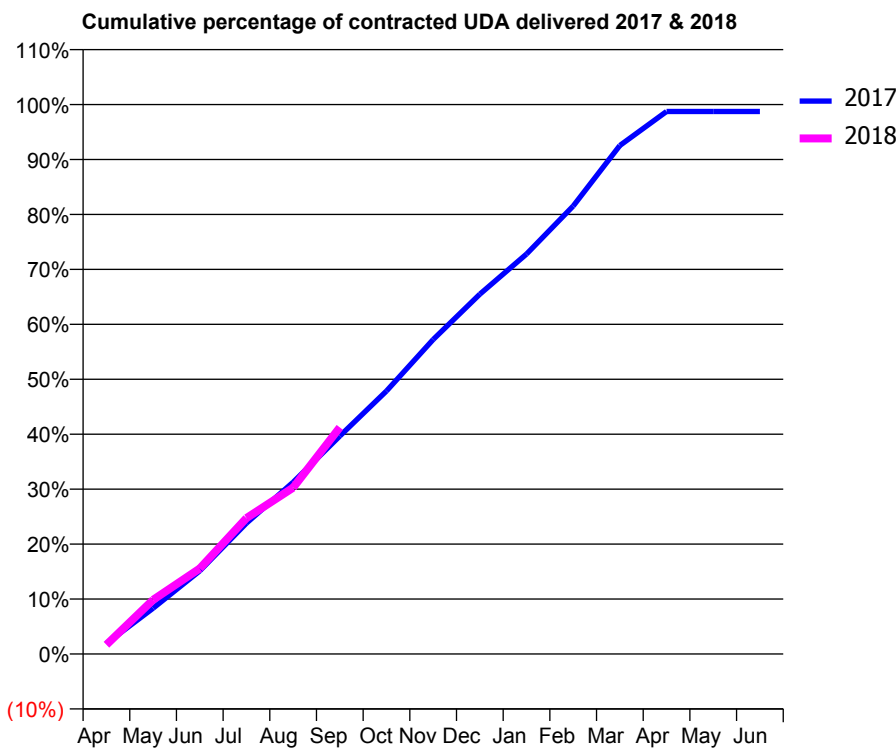
17/18 Contracted general activity (UDA)	12,370
Carry forward general activity (UDA)	158
17/18 Contracted orthodontic activity (UOA)	0
Carry forward orthodontic activity (UOA)	0
Baseline contract value	£334,052.35

ACCESS*

Patients seen in 24 months	Total	Change since previous quarter
Quarter ending September 2016	5,068	
Quarter ending December 2016	5,001	↓
Quarter ending March 2017	5,037	→
Quarter ending June 2017	4,960	↓
Quarter ending September 2017	4,966	→
Variance since September 2016	(2.0%)	↓



ACTIVITY



Month	Adjusted Scheduled Activity (UDA)	
	2017	2018
April	238	209
May	1,031	1,221
June	1,871	1,924
July	2,946	3,061
August	3,867	3,744
September	4,907	5,102
October	5,920	
November	7,080	
December	8,099	
January	9,005	
February	10,083	
March	11,447	
April	12,213	
May	12,212	
June	12,212	

QUALITY

	Quantity	Base Number	Contract	AT	Region	England
% of FP17s for the same patient ID Re-attending within 3 months - Children	91	1,102	8.3%	11.4%	12.8%	11.9%
% of FP17s for the same patient ID Re-attending within 3 months - Adults	429	2,231	19.2%	17.1%	16.5%	15.9%
% of FP17s for the same patient ID Re-attending between 3 & 9 months - Children	696	1,102	63.2%	53.9%	59.7%	58.1%
% of FP17s for the same patient ID Re-attending between 3 & 9 months - Adults	923	2,231	41.4%	44.5%	53.0%	50.6%
% of FP17s for Band 1 Urgent Courses	405	2,635	15.4%	11.9%	9.2%	9.1%
% of FP17s Relating to Free Repair or Replacements	30	2,635	1.1%	0.9%	1.0%	0.8%
% of FP17s Relating to Continuations	20	2,635	0.8%	1.3%	1.2%	1.1%
% of Patients satisfied with the dentistry they have received	5	6	N/A	91.2%	91.6%	91.4%
% of Patients satisfied with the time they had to wait for an appointment	6	6	N/A	87.6%	88.1%	87.7%

* This is based on patients treated on this contract for their most recent course of treatment. Figures in italics indicate the base number of FP17s or Patient Questionnaire responses are less than 100. N/A is shown where the base number of responses is less than 10 during the period. % is calculated as Quantity/Base number*100

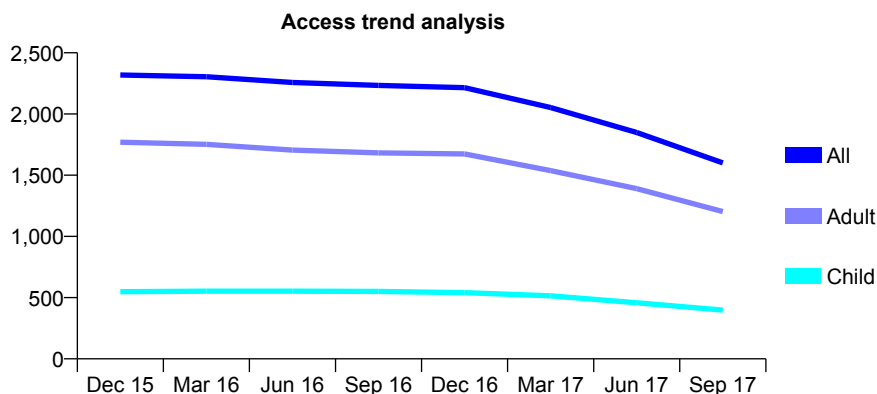
Q48 - Vital Signs At a Glance Contract Report for 742449/0001 - September 2017

Name or company name	South Liverpool Treatment Centre
Contract type name	GDS Contract
Purpose of contract	General
Contract start date	01/04/2006
Contract end date	

17/18 Contracted general activity (UDA)	7,116
Carry forward general activity (UDA)	0
17/18 Contracted orthodontic activity (UOA)	0
Carry forward orthodontic activity (UOA)	0
Baseline contract value	£221,430.86

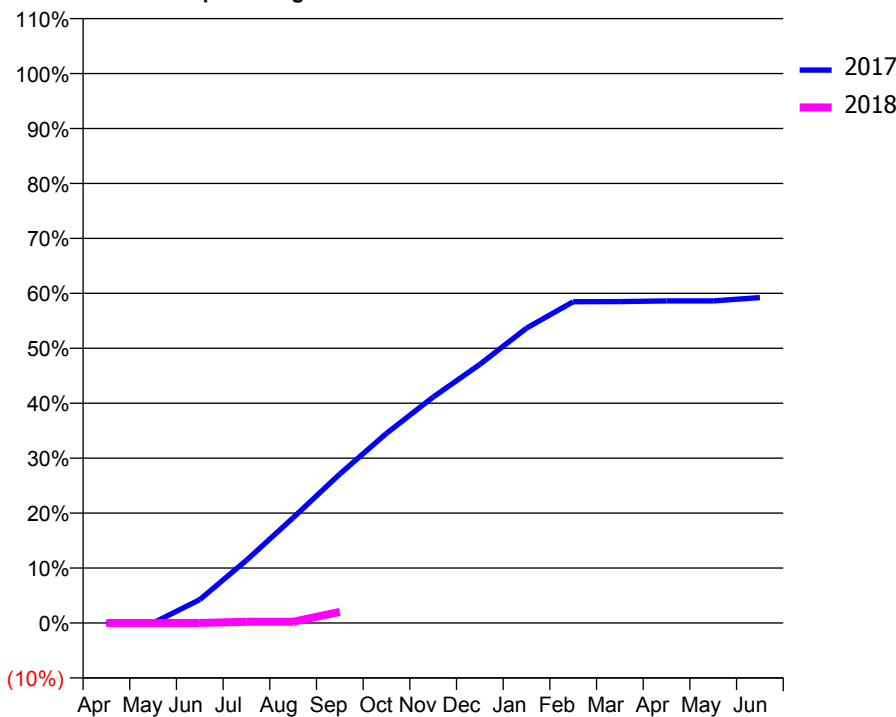
ACCESS*

Patients seen in 24 months	Total	Change since previous quarter
Quarter ending September 2016	2,234	
Quarter ending December 2016	2,215	→
Quarter ending March 2017	2,053	↓
Quarter ending June 2017	1,849	↓
Quarter ending September 2017	1,601	↓
Variance since September 2016	(28.3%)	↓



ACTIVITY

Cumulative percentage of contracted UDA delivered 2017 & 2018



Month	Adjusted Scheduled Activity (UDA)	
	2017	2018
April	0	0
May	0	0
June	401	0
July	1,073	16
August	1,801	16
September	2,550	144
October	3,244	
November	3,865	
December	4,426	
January	5,046	
February	5,498	
March	5,499	
April	5,511	
May	5,511	
June	5,568	

QUALITY

	Quantity	Base Number	Contract	AT	Region	England
% of FP17s for the same patient ID Re-attending within 3 months - Children	0	14	0.0%	11.4%	12.8%	11.9%
% of FP17s for the same patient ID Re-attending within 3 months - Adults	7	78	9.0%	17.1%	16.5%	15.9%
% of FP17s for the same patient ID Re-attending between 3 & 9 months - Children	10	14	71.4%	53.9%	59.7%	58.1%
% of FP17s for the same patient ID Re-attending between 3 & 9 months - Adults	31	78	39.7%	44.5%	53.0%	50.6%
% of FP17s for Band 1 Urgent Courses	1	60	1.7%	11.9%	9.2%	9.1%
% of FP17s Relating to Free Repair or Replacements	0	60	0.0%	0.9%	1.0%	0.8%
% of FP17s Relating to Continuations	0	60	0.0%	1.3%	1.2%	1.1%
% of Patients satisfied with the dentistry they have received	4	4	N/A	91.2%	91.6%	91.4%
% of Patients satisfied with the time they had to wait for an appointment	3	4	N/A	87.6%	88.1%	87.7%

* This is based on patients treated on this contract for their most recent course of treatment. Figures in italics indicate the base number of FP17s or Patient Questionnaire responses are less than 100. N/A is shown where the base number of responses is less than 10 during the period. % is calculated as Quantity/Base number*100

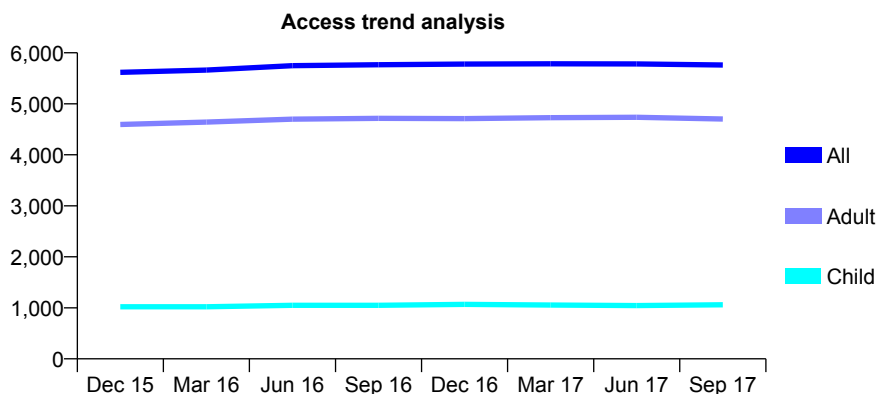
Q48 - Vital Signs At a Glance Contract Report for 742988/0001 - September 2017

Name or company name	MR AJ JONES
Contract type name	GDS Contract
Purpose of contract	General
Contract start date	01/04/2006
Contract end date	

17/18 Contracted general activity (UDA)	19,456
Carry forward general activity (UDA)	0
17/18 Contracted orthodontic activity (UOA)	0
Carry forward orthodontic activity (UOA)	0
Baseline contract value	£649,836.91

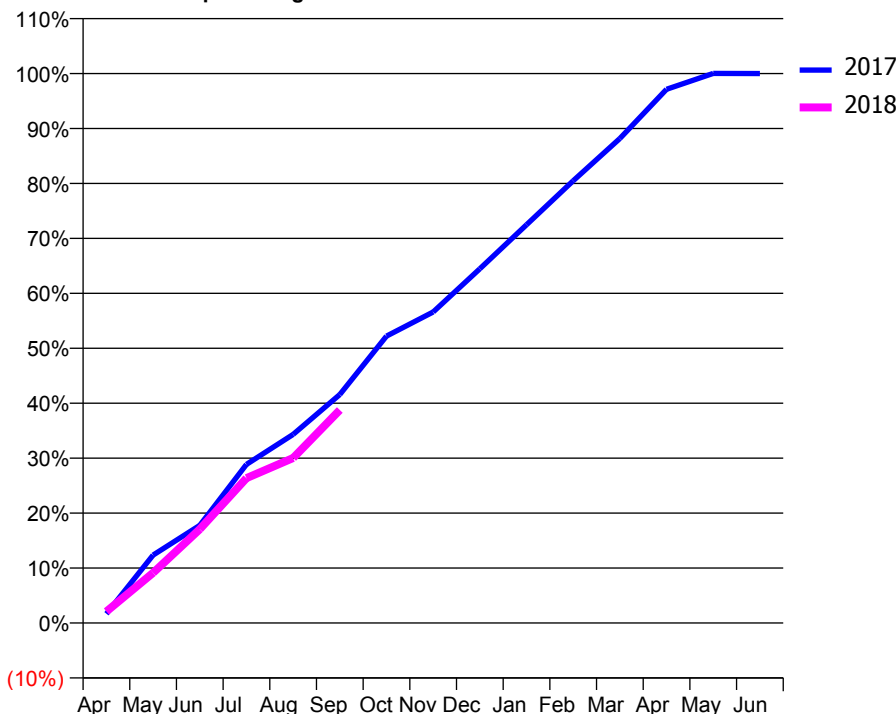
ACCESS*

Patients seen in 24 months	Total	Change since previous quarter
Quarter ending September 2016	5,766	
Quarter ending December 2016	5,778	→
Quarter ending March 2017	5,784	→
Quarter ending June 2017	5,782	→
Quarter ending September 2017	5,761	→
Variance since September 2016	(0.1%)	→



ACTIVITY

Cumulative percentage of contracted UDA delivered 2017 & 2018



Month	Adjusted Scheduled Activity (UDA)	
	2017	2018
April	334	407
May	2,452	1,779
June	3,524	3,323
July	5,724	5,132
August	6,807	5,841
September	8,248	7,544
October	10,358	
November	11,228	
December	12,789	
January	14,376	
February	15,963	
March	17,489	
April	19,268	
May	19,838	
June	19,836	

QUALITY

	Quantity	Base Number	Contract	AT	Region	England
% of FP17s for the same patient ID Re-attending within 3 months - Children	90	956	9.4%	11.4%	12.8%	11.9%
% of FP17s for the same patient ID Re-attending within 3 months - Adults	562	3,348	16.8%	17.1%	16.5%	15.9%
% of FP17s for the same patient ID Re-attending between 3 & 9 months - Children	591	956	61.8%	53.9%	59.7%	58.1%
% of FP17s for the same patient ID Re-attending between 3 & 9 months - Adults	1,685	3,348	50.3%	44.5%	53.0%	50.6%
% of FP17s for Band 1 Urgent Courses	393	3,484	11.3%	11.9%	9.2%	9.1%
% of FP17s Relating to Free Repair or Replacements	28	3,484	0.8%	0.9%	1.0%	0.8%
% of FP17s Relating to Continuations	48	3,484	1.4%	1.3%	1.2%	1.1%
% of Patients satisfied with the dentistry they have received	21	22	95.5%	91.2%	91.6%	91.4%
% of Patients satisfied with the time they had to wait for an appointment	20	22	90.9%	87.6%	88.1%	87.7%

* This is based on patients treated on this contract for their most recent course of treatment. Figures in italics indicate the base number of FP17s or Patient Questionnaire responses are less than 100. N/A is shown where the base number of responses is less than 10 during the period. % is calculated as Quantity/Base number*100

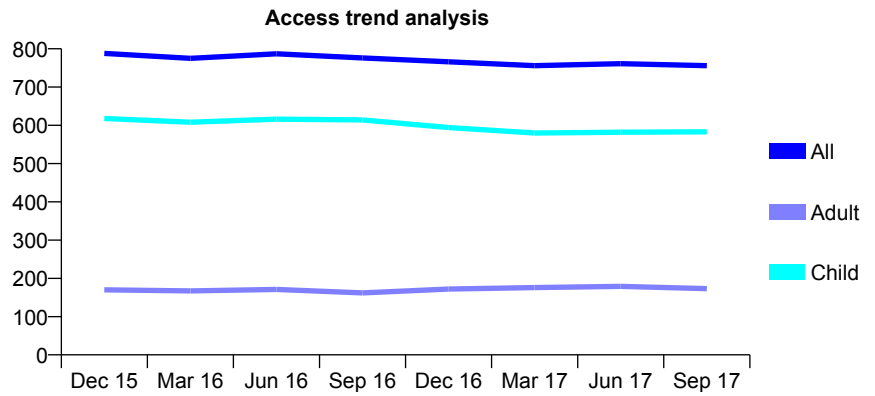
Q48 - Vital Signs At a Glance Contract Report for 755575/0001 - September 2017

Name or company name	MRS LE BACKSTROM
Contract type name	PDS Contract
Purpose of contract	General
Contract start date	01/04/2006
Contract end date	31/03/2018

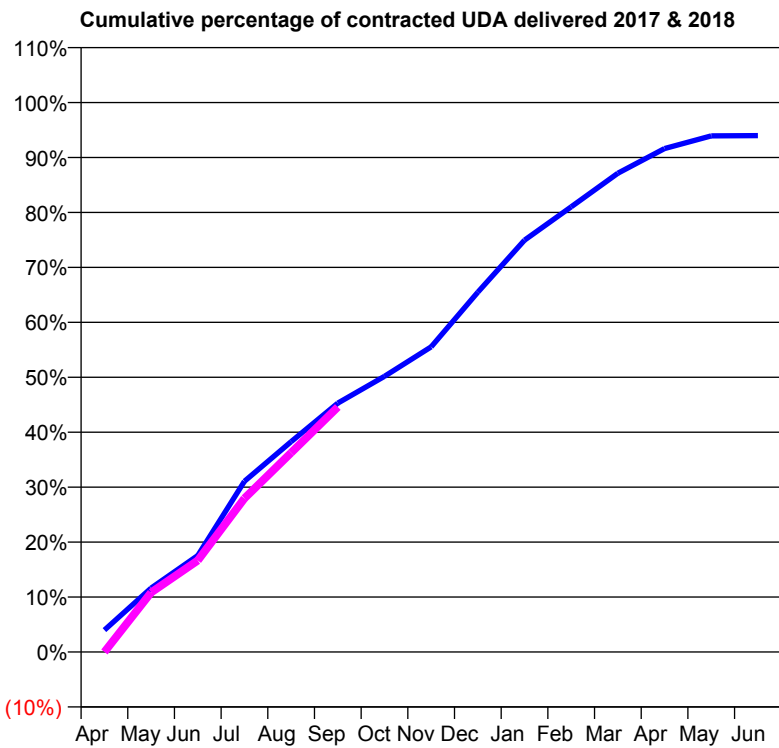
17/18 Contracted general activity (UDA)	1,700
Carry forward general activity (UDA)	0
17/18 Contracted orthodontic activity (UOA)	0
Carry forward orthodontic activity (UOA)	0
Baseline contract value	£43,861.70

ACCESS*

Patients seen in 24 months	Total	Change since previous quarter
Quarter ending September 2016	776	
Quarter ending December 2016	766	↓
Quarter ending March 2017	756	↓
Quarter ending June 2017	761	→
Quarter ending September 2017	756	→
Variance since September 2016	(2.6%)	↓



ACTIVITY



Month	Adjusted Scheduled Activity (UDA)	
	2017	2018
April	68	0
May	198	184
June	298	283
July	528	475
August	651	617
September	770	758
October	853	
November	944	
December	1,113	
January	1,274	
February	1,377	
March	1,481	
April	1,558	
May	1,597	
June	1,598	

QUALITY

	Quantity	Base Number	Contract	AT	Region	England
% of FP17s for the same patient ID Re-attending within 3 months - Children	33	526	6.3%	11.4%	12.8%	11.9%
% of FP17s for the same patient ID Re-attending within 3 months - Adults	13	75	17.3%	17.1%	16.5%	15.9%
% of FP17s for the same patient ID Re-attending between 3 & 9 months - Children	381	526	72.4%	53.9%	59.7%	58.1%
% of FP17s for the same patient ID Re-attending between 3 & 9 months - Adults	38	75	50.7%	44.5%	53.0%	50.6%
% of FP17s for Band 1 Urgent Courses	5	534	0.9%	11.9%	9.2%	9.1%
% of FP17s Relating to Free Repair or Replacements	0	534	0.0%	0.9%	1.0%	0.8%
% of FP17s Relating to Continuations	0	534	0.0%	1.3%	1.2%	1.1%
% of Patients satisfied with the dentistry they have received	0	0	N/A	91.2%	91.6%	91.4%
% of Patients satisfied with the time they had to wait for an appointment	0	0	N/A	87.6%	88.1%	87.7%

* This is based on patients treated on this contract for their most recent course of treatment. Figures in italics indicate the base number of FP17s or Patient Questionnaire responses are less than 100. N/A is shown where the base number of responses is less than 10 during the period. % is calculated as Quantity/Base number*100

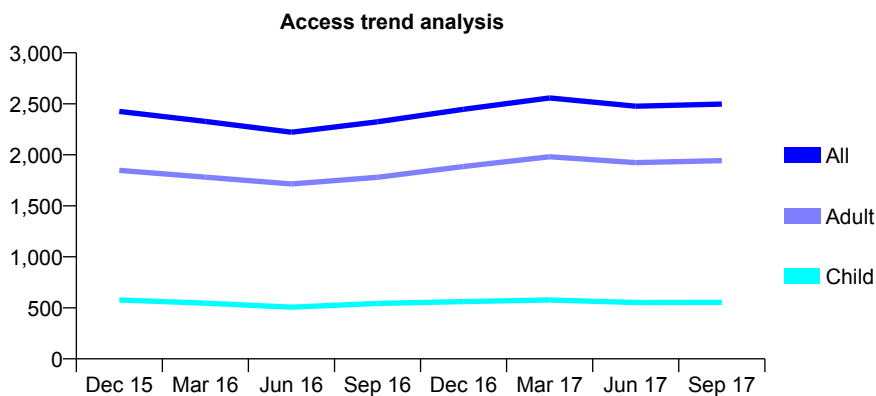
Q48 - Vital Signs At a Glance Contract Report for 761583/0001 - September 2017

Name or company name	MR M MCGOVERN
Contract type name	GDS Contract
Purpose of contract	General
Contract start date	01/04/2006
Contract end date	

17/18 Contracted general activity (UDA)	10,400
Carry forward general activity (UDA)	0
17/18 Contracted orthodontic activity (UOA)	0
Carry forward orthodontic activity (UOA)	0
Baseline contract value	£268,813.61

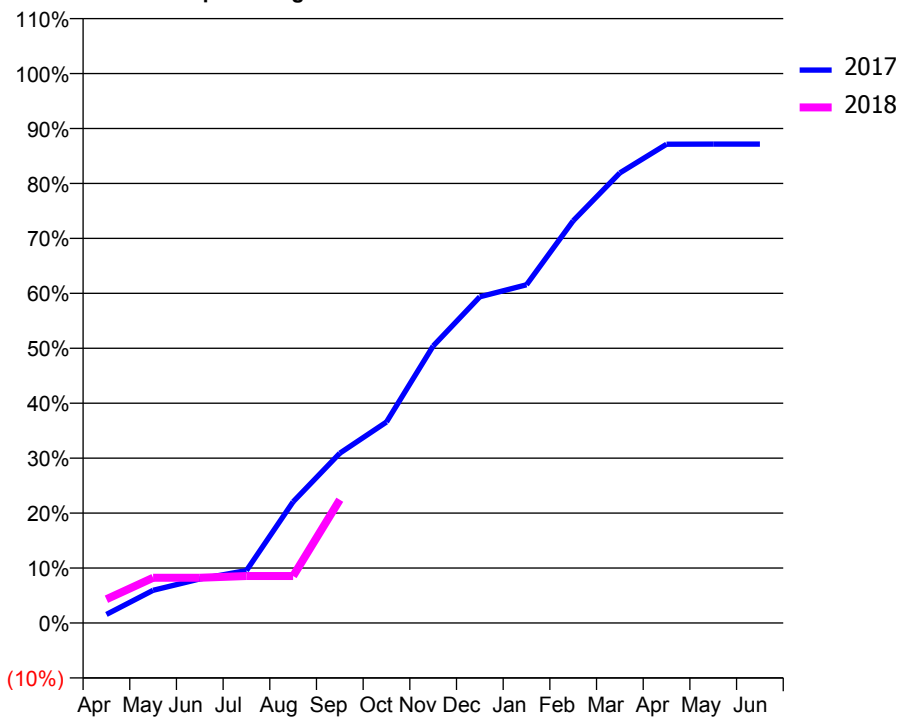
ACCESS*

Patients seen in 24 months	Total	Change since previous quarter
Quarter ending September 2016	2,323	
Quarter ending December 2016	2,446	↑
Quarter ending March 2017	2,558	↑
Quarter ending June 2017	2,476	↓
Quarter ending September 2017	2,497	→
Variance since September 2016	7.5%	↑



ACTIVITY

Cumulative percentage of contracted UDA delivered 2017 & 2018



Month	Adjusted Scheduled Activity (UDA)	
	2017	2018
April	163	451
May	620	856
June	834	856
July	992	891
August	2,296	891
September	3,215	2,334
October	3,804	
November	5,242	
December	6,175	
January	6,401	
February	7,613	
March	8,519	
April	9,061	
May	9,064	
June	9,064	

QUALITY

	Quantity	Base Number	Contract	AT	Region	England
% of FP17s for the same patient ID Re-attending within 3 months - Children	75	398	18.8%	11.4%	12.8%	11.9%
% of FP17s for the same patient ID Re-attending within 3 months - Adults	351	1,264	27.8%	17.1%	16.5%	15.9%
% of FP17s for the same patient ID Re-attending between 3 & 9 months - Children	184	398	46.2%	53.9%	59.7%	58.1%
% of FP17s for the same patient ID Re-attending between 3 & 9 months - Adults	506	1,264	40.0%	44.5%	53.0%	50.6%
% of FP17s for Band 1 Urgent Courses	61	1,456	4.2%	11.9%	9.2%	9.1%
% of FP17s Relating to Free Repair or Replacements	32	1,456	2.2%	0.9%	1.0%	0.8%
% of FP17s Relating to Continuations	13	1,456	0.9%	1.3%	1.2%	1.1%
% of Patients satisfied with the dentistry they have received	6	7	N/A	91.2%	91.6%	91.4%
% of Patients satisfied with the time they had to wait for an appointment	5	7	N/A	87.6%	88.1%	87.7%

* This is based on patients treated on this contract for their most recent course of treatment. Figures in italics indicate the base number of FP17s or Patient Questionnaire responses are less than 100. N/A is shown where the base number of responses is less than 10 during the period. % is calculated as Quantity/Base number*100

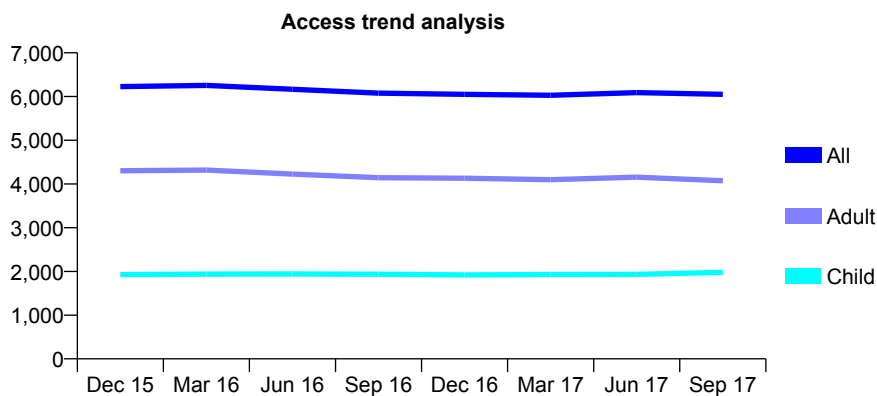
Q48 - Vital Signs At a Glance Contract Report for 780502/0001 - September 2017

Name or company name	MISS ML DUTHIE
Contract type name	GDS Contract
Purpose of contract	General
Contract start date	01/04/2006
Contract end date	

17/18 Contracted general activity (UDA)	18,780
Carry forward general activity (UDA)	0
17/18 Contracted orthodontic activity (UOA)	0
Carry forward orthodontic activity (UOA)	0
Baseline contract value	£484,542.67

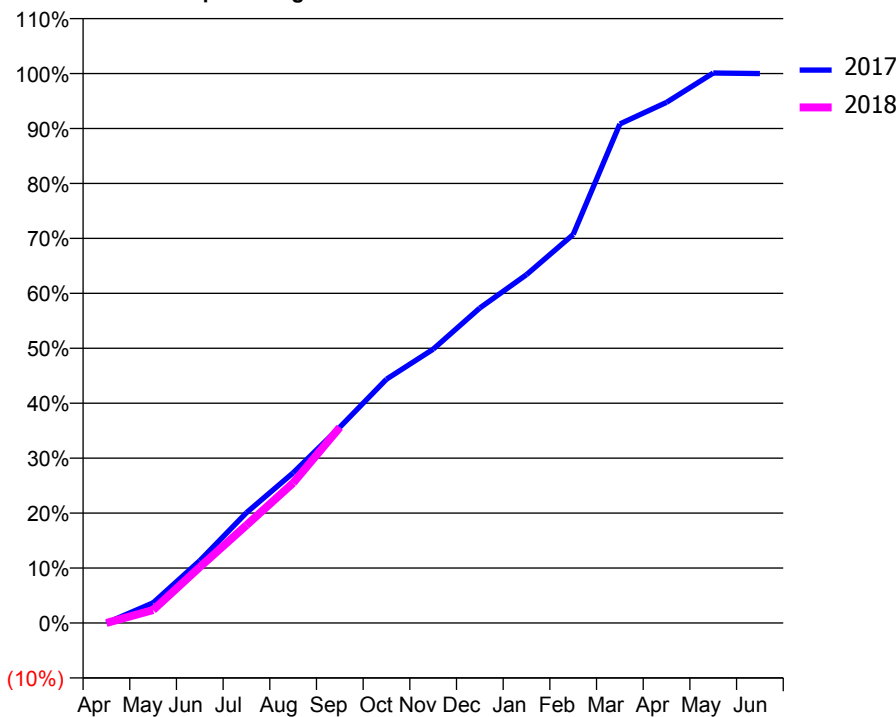
ACCESS*

Patients seen in 24 months	Total	Change since previous quarter
Quarter ending September 2016	6,078	
Quarter ending December 2016	6,049	→
Quarter ending March 2017	6,028	→
Quarter ending June 2017	6,089	→
Quarter ending September 2017	6,051	→
Variance since September 2016	(0.4%)	→



ACTIVITY

Cumulative percentage of contracted UDA delivered 2017 & 2018



Adjusted Scheduled Activity (UDA)

Month	2017	2018
April	0	4
May	694	446
June	2,137	1,911
July	3,783	3,345
August	5,153	4,788
September	6,715	6,687
October	8,363	
November	9,388	
December	10,804	
January	11,946	
February	13,325	
March	17,112	
April	17,856	
May	18,860	
June	18,844	

QUALITY

	Quantity	Base Number	Contract	AT	Region	England
% of FP17s for the same patient ID Re-attending within 3 months - Children	80	1,376	5.8%	11.4%	12.8%	11.9%
% of FP17s for the same patient ID Re-attending within 3 months - Adults	256	2,151	11.9%	17.1%	16.5%	15.9%
% of FP17s for the same patient ID Re-attending between 3 & 9 months - Children	987	1,376	71.7%	53.9%	59.7%	58.1%
% of FP17s for the same patient ID Re-attending between 3 & 9 months - Adults	899	2,151	41.8%	44.5%	53.0%	50.6%
% of FP17s for Band 1 Urgent Courses	127	2,920	4.3%	11.9%	9.2%	9.1%
% of FP17s Relating to Free Repair or Replacements	21	2,920	0.7%	0.9%	1.0%	0.8%
% of FP17s Relating to Continuations	17	2,920	0.6%	1.3%	1.2%	1.1%
% of Patients satisfied with the dentistry they have received	13	14	92.9%	91.2%	91.6%	91.4%
% of Patients satisfied with the time they had to wait for an appointment	12	14	85.7%	87.6%	88.1%	87.7%

* This is based on patients treated on this contract for their most recent course of treatment. Figures in italics indicate the base number of FP17s or Patient Questionnaire responses are less than 100. N/A is shown where the base number of responses is less than 10 during the period. % is calculated as Quantity/Base number*100

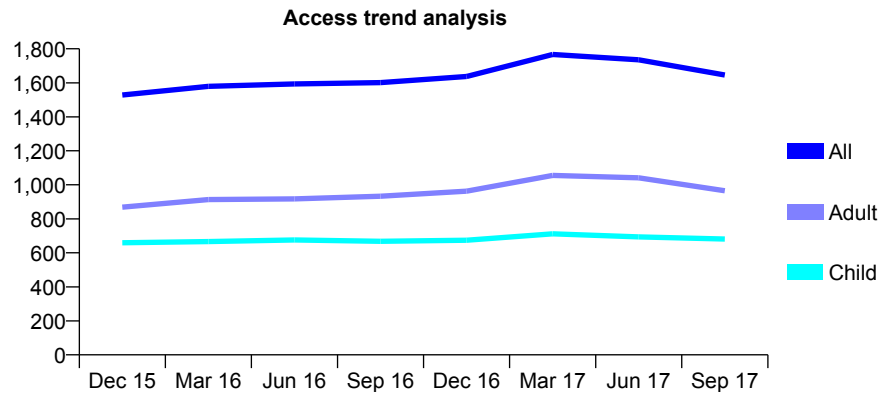
Q48 - Vital Signs At a Glance Contract Report for 787914/0001 - September 2017

Name or company name	MR P SMITH
Contract type name	PDS Contract
Purpose of contract	General
Contract start date	01/01/2011
Contract end date	31/12/2020

17/18 Contracted general activity (UDA)	3,200
Carry forward general activity (UDA)	0
17/18 Contracted orthodontic activity (UOA)	0
Carry forward orthodontic activity (UOA)	0
Baseline contract value	£108,544.78

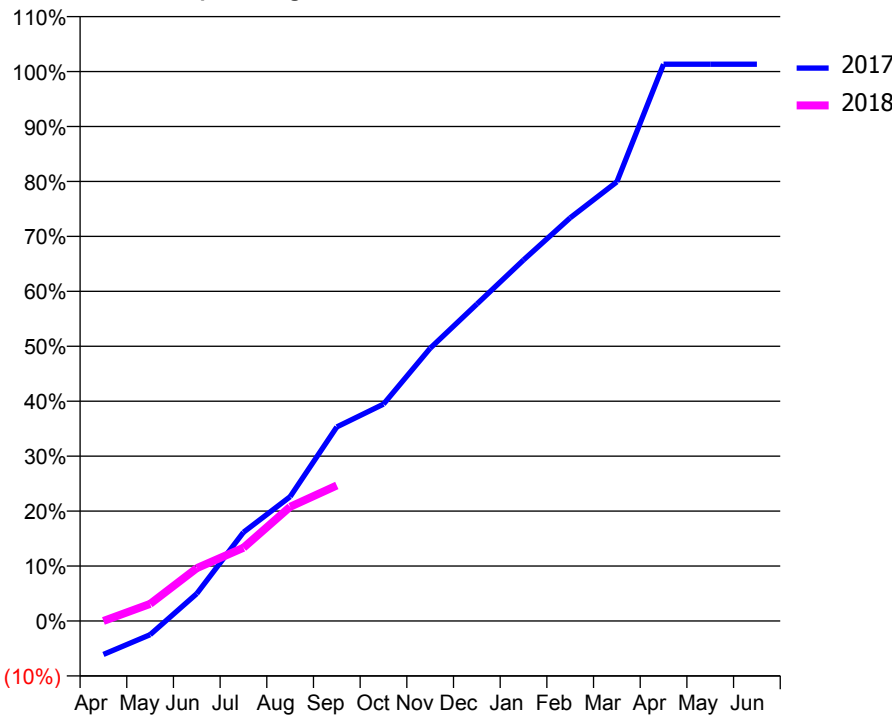
ACCESS*

Patients seen in 24 months	Total	Change since previous quarter
Quarter ending September 2016	1,601	
Quarter ending December 2016	1,637	↑
Quarter ending March 2017	1,767	↑
Quarter ending June 2017	1,735	↓
Quarter ending September 2017	1,646	↓
Variance since September 2016	2.8%	↑



ACTIVITY

Cumulative percentage of contracted UDA delivered 2017 & 2018



Month	Adjusted Scheduled Activity (UDA)	
	2017	2018
April	-200	0
May	-82	99
June	162	308
July	527	427
August	739	665
September	1,153	789
October	1,288	
November	1,620	
December	1,883	
January	2,144	
February	2,395	
March	2,609	
April	3,308	
May	3,308	
June	3,308	

QUALITY

	Quantity	Base Number	Contract	AT	Region	England
% of FP17s for the same patient ID Re-attending within 3 months - Children	76	640	11.9%	11.4%	12.8%	11.9%
% of FP17s for the same patient ID Re-attending within 3 months - Adults	121	705	17.2%	17.1%	16.5%	15.9%
% of FP17s for the same patient ID Re-attending between 3 & 9 months - Children	382	640	59.7%	53.9%	59.7%	58.1%
% of FP17s for the same patient ID Re-attending between 3 & 9 months - Adults	260	705	36.9%	44.5%	53.0%	50.6%
% of FP17s for Band 1 Urgent Courses	12	532	2.3%	11.9%	9.2%	9.1%
% of FP17s Relating to Free Repair or Replacements	1	532	0.2%	0.9%	1.0%	0.8%
% of FP17s Relating to Continuations	9	532	1.7%	1.3%	1.2%	1.1%
% of Patients satisfied with the dentistry they have received	1	2	N/A	91.2%	91.6%	91.4%
% of Patients satisfied with the time they had to wait for an appointment	2	2	N/A	87.6%	88.1%	87.7%

* This is based on patients treated on this contract for their most recent course of treatment. Figures in italics indicate the base number of FP17s or Patient Questionnaire responses are less than 100. N/A is shown where the base number of responses is less than 10 during the period. % is calculated as Quantity/Base number*100

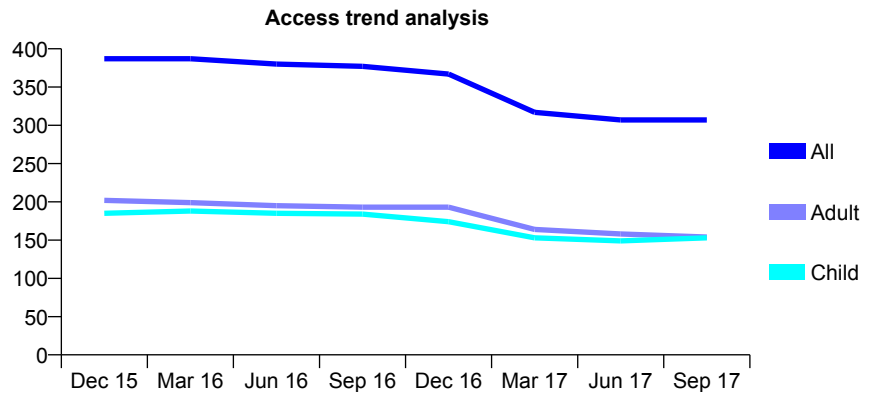
Q48 - Vital Signs At a Glance Contract Report for 803499/0001 - September 2017

Name or company name	MR SA CROSTON
Contract type name	GDS Contract
Purpose of contract	General
Contract start date	01/04/2006
Contract end date	

17/18 Contracted general activity (UDA)	1,200
Carry forward general activity (UDA)	0
17/18 Contracted orthodontic activity (UOA)	0
Carry forward orthodontic activity (UOA)	0
Baseline contract value	£30,961.19

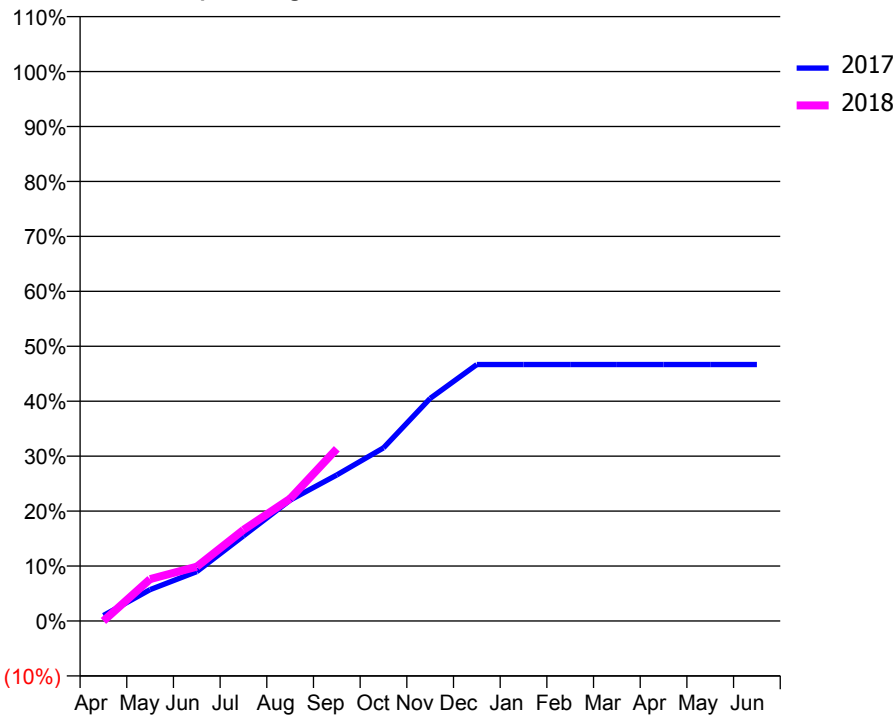
ACCESS*

Patients seen in 24 months	Total	Change since previous quarter
Quarter ending September 2016	377	
Quarter ending December 2016	367	↓
Quarter ending March 2017	317	↓
Quarter ending June 2017	307	↓
Quarter ending September 2017	307	→
Variance since September 2016	(18.6%)	↓



ACTIVITY

Cumulative percentage of contracted UDA delivered 2017 & 2018



Month	Adjusted Scheduled Activity (UDA)	
	2017	2018
April	17	0
May	97	92
June	152	119
July	263	199
August	373	267
September	451	376
October	534	
November	687	
December	792	
January	792	
February	792	
March	792	
April	792	
May	792	
June	792	

QUALITY

	Quantity	Base Number	Contract	AT	Region	England
% of FP17s for the same patient ID Re-attending within 3 months - Children	5	142	3.5%	11.4%	12.8%	11.9%
% of FP17s for the same patient ID Re-attending within 3 months - Adults	14	98	14.3%	17.1%	16.5%	15.9%
% of FP17s for the same patient ID Re-attending between 3 & 9 months - Children	59	142	41.5%	53.9%	59.7%	58.1%
% of FP17s for the same patient ID Re-attending between 3 & 9 months - Adults	29	98	29.6%	44.5%	53.0%	50.6%
% of FP17s for Band 1 Urgent Courses	15	240	6.3%	11.9%	9.2%	9.1%
% of FP17s Relating to Free Repair or Replacements	0	240	0.0%	0.9%	1.0%	0.8%
% of FP17s Relating to Continuations	6	240	2.5%	1.3%	1.2%	1.1%
% of Patients satisfied with the dentistry they have received	2	2	N/A	91.2%	91.6%	91.4%
% of Patients satisfied with the time they had to wait for an appointment	2	2	N/A	87.6%	88.1%	87.7%

* This is based on patients treated on this contract for their most recent course of treatment. Figures in italics indicate the base number of FP17s or Patient Questionnaire responses are less than 100. N/A is shown where the base number of responses is less than 10 during the period. % is calculated as Quantity/Base number*100

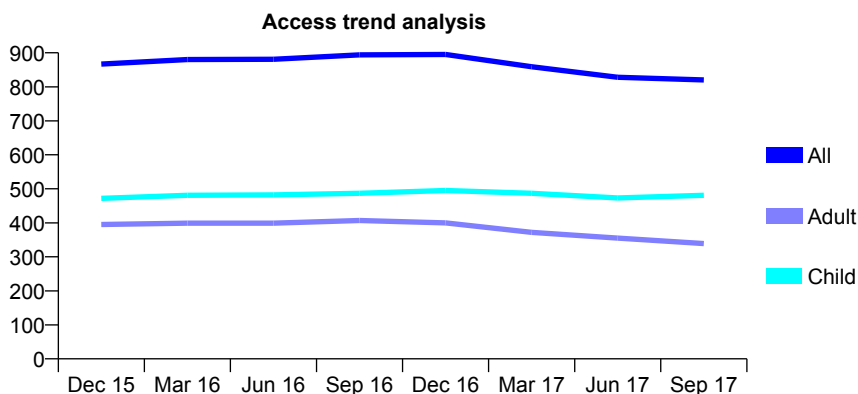
Q48 - Vital Signs At a Glance Contract Report for 809101/0001 - September 2017

Name or company name	MR PA KNIGHT
Contract type name	GDS Contract
Purpose of contract	General
Contract start date	01/04/2006
Contract end date	

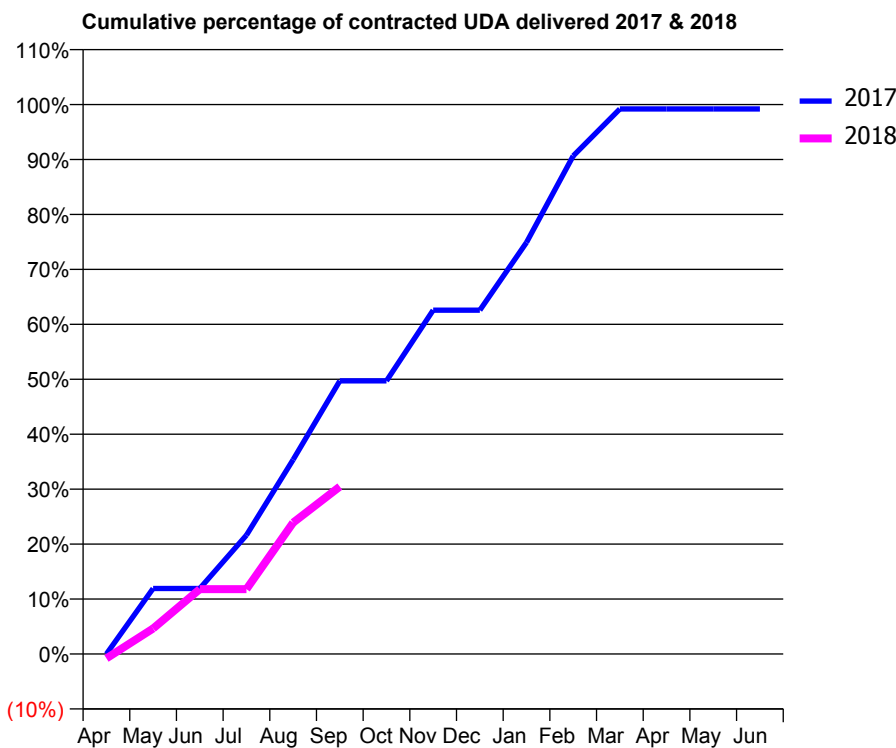
17/18 Contracted general activity (UDA)	3,222
Carry forward general activity (UDA)	26
17/18 Contracted orthodontic activity (UOA)	0
Carry forward orthodontic activity (UOA)	0
Baseline contract value	£96,293.87

ACCESS*

Patients seen in 24 months	Total	Change since previous quarter
Quarter ending September 2016	894	
Quarter ending December 2016	895	→
Quarter ending March 2017	859	↓
Quarter ending June 2017	828	↓
Quarter ending September 2017	820	→
Variance since September 2016	(8.3%)	↓



ACTIVITY



Month	Adjusted Scheduled Activity (UDA)	
	2017	2018
April	0	-26
May	384	150
June	384	381
July	697	381
August	1,140	771
September	1,602	982
October	1,602	
November	2,016	
December	2,016	
January	2,413	
February	2,921	
March	3,196	
April	3,196	
May	3,196	
June	3,196	

QUALITY

	Quantity	Base Number	Contract	AT	Region	England
% of FP17s for the same patient ID Re-attending within 3 months - Children	15	289	5.2%	11.4%	12.8%	11.9%
% of FP17s for the same patient ID Re-attending within 3 months - Adults	11	100	11.0%	17.1%	16.5%	15.9%
% of FP17s for the same patient ID Re-attending between 3 & 9 months - Children	139	289	48.1%	53.9%	59.7%	58.1%
% of FP17s for the same patient ID Re-attending between 3 & 9 months - Adults	39	100	39.0%	44.5%	53.0%	50.6%
% of FP17s for Band 1 Urgent Courses	8	389	2.1%	11.9%	9.2%	9.1%
% of FP17s Relating to Free Repair or Replacements	0	389	0.0%	0.9%	1.0%	0.8%
% of FP17s Relating to Continuations	7	389	1.8%	1.3%	1.2%	1.1%
% of Patients satisfied with the dentistry they have received	1	1	N/A	91.2%	91.6%	91.4%
% of Patients satisfied with the time they had to wait for an appointment	1	1	N/A	87.6%	88.1%	87.7%

* This is based on patients treated on this contract for their most recent course of treatment. Figures in italics indicate the base number of FP17s or Patient Questionnaire responses are less than 100. N/A is shown where the base number of responses is less than 10 during the period. % is calculated as Quantity/Base number*100

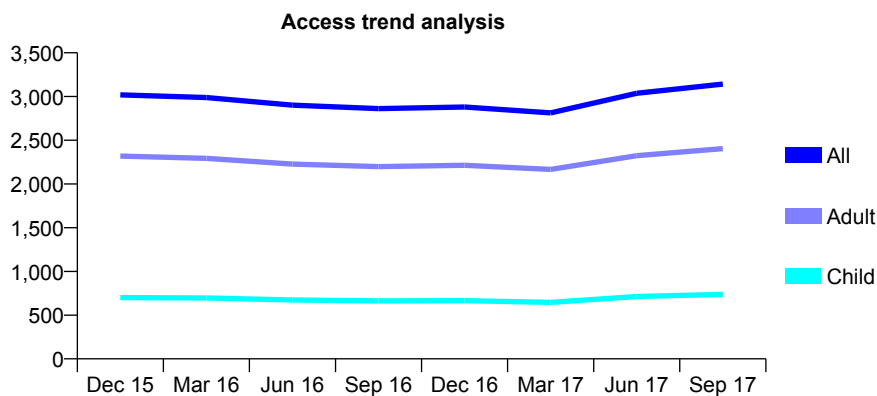
Q48 - Vital Signs At a Glance Contract Report for 841986/0001 - September 2017

Name or company name	MR AP AYRES
Contract type name	PDS Contract
Purpose of contract	General
Contract start date	01/04/2006
Contract end date	31/03/2020

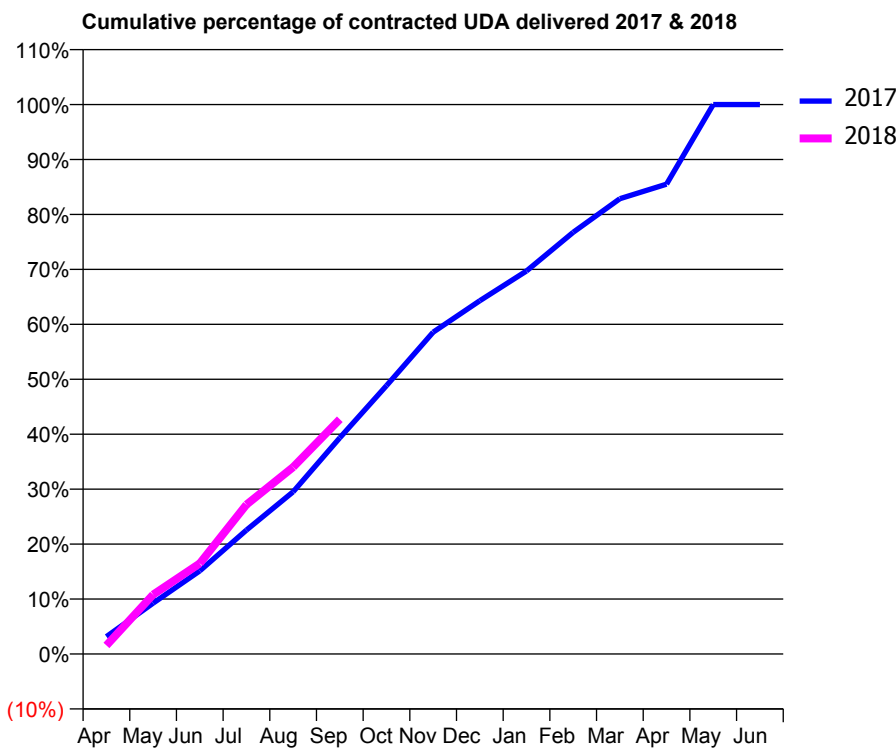
17/18 Contracted general activity (UDA)	9,500
Carry forward general activity (UDA)	0
17/18 Contracted orthodontic activity (UOA)	0
Carry forward orthodontic activity (UOA)	0
Baseline contract value	£276,088.35

ACCESS*

Patients seen in 24 months	Total	Change since previous quarter
Quarter ending September 2016	2,862	
Quarter ending December 2016	2,880	→
Quarter ending March 2017	2,813	↓
Quarter ending June 2017	3,037	↑
Quarter ending September 2017	3,143	↑
Variance since September 2016	9.8%	↑



ACTIVITY



Month	Adjusted Scheduled Activity (UDA)	
	2017	2018
April	265	149
May	774	1,027
June	1,264	1,566
July	1,886	2,584
August	2,466	3,232
September	3,289	4,058
October	4,082	
November	4,894	
December	5,374	
January	5,825	
February	6,413	
March	6,925	
April	7,145	
May	8,357	
June	8,357	

QUALITY

	Quantity	Base Number	Contract	AT	Region	England
% of FP17s for the same patient ID Re-attending within 3 months - Children	71	735	9.7%	11.4%	12.8%	11.9%
% of FP17s for the same patient ID Re-attending within 3 months - Adults	311	2,355	13.2%	17.1%	16.5%	15.9%
% of FP17s for the same patient ID Re-attending between 3 & 9 months - Children	445	735	60.5%	53.9%	59.7%	58.1%
% of FP17s for the same patient ID Re-attending between 3 & 9 months - Adults	1,346	2,355	57.2%	44.5%	53.0%	50.6%
% of FP17s for Band 1 Urgent Courses	172	2,251	7.6%	11.9%	9.2%	9.1%
% of FP17s Relating to Free Repair or Replacements	20	2,251	0.9%	0.9%	1.0%	0.8%
% of FP17s Relating to Continuations	29	2,251	1.3%	1.3%	1.2%	1.1%
% of Patients satisfied with the dentistry they have received	6	6	N/A	91.2%	91.6%	91.4%
% of Patients satisfied with the time they had to wait for an appointment	6	6	N/A	87.6%	88.1%	87.7%

* This is based on patients treated on this contract for their most recent course of treatment. Figures in italics indicate the base number of FP17s or Patient Questionnaire responses are less than 100. N/A is shown where the base number of responses is less than 10 during the period. % is calculated as Quantity/Base number*100

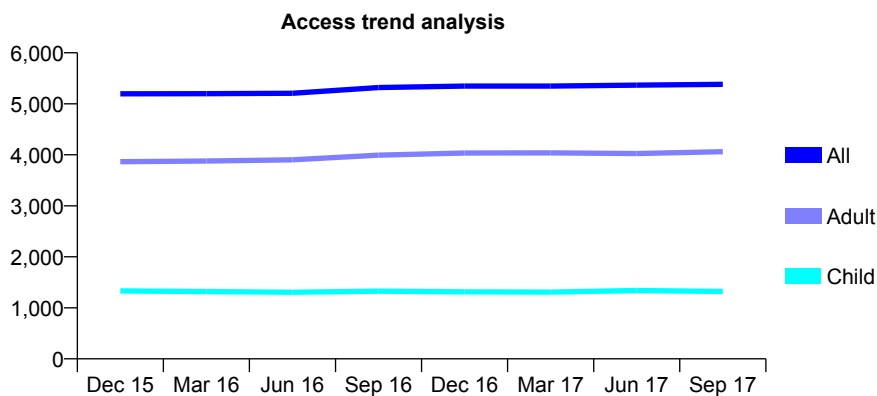
Q48 - Vital Signs At a Glance Contract Report for 851302/0001 - September 2017

Name or company name	MR RK NAGPAUL
Contract type name	GDS Contract
Purpose of contract	General
Contract start date	01/04/2006
Contract end date	

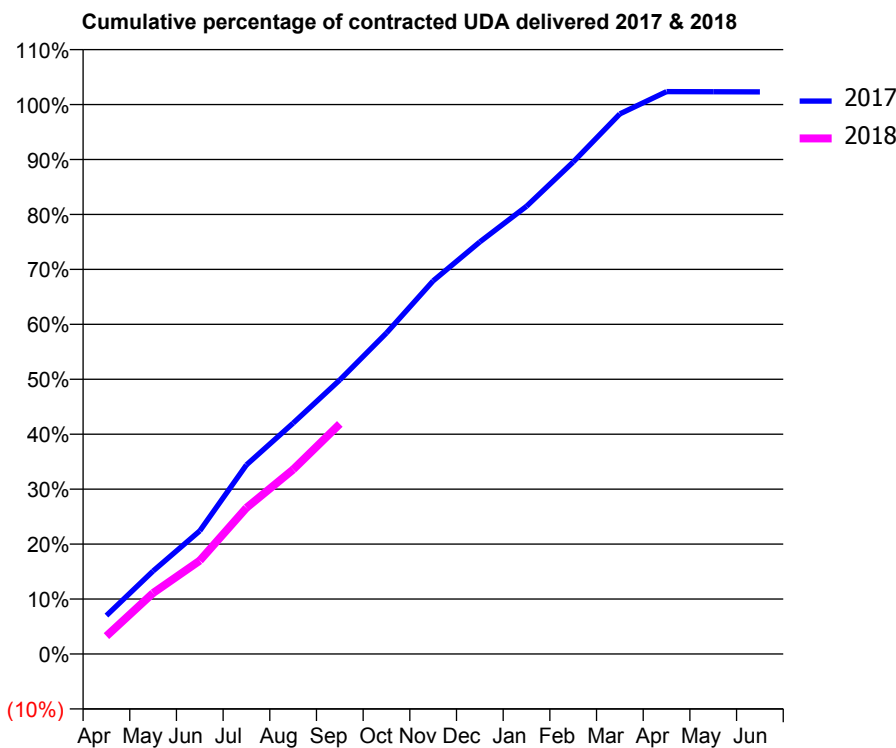
17/18 Contracted general activity (UDA)	21,820
Carry forward general activity (UDA)	0
17/18 Contracted orthodontic activity (UOA)	0
Carry forward orthodontic activity (UOA)	0
Baseline contract value	£552,154.14

ACCESS*

Patients seen in 24 months	Total	Change since previous quarter
Quarter ending September 2016	5,319	
Quarter ending December 2016	5,349	→
Quarter ending March 2017	5,348	→
Quarter ending June 2017	5,365	→
Quarter ending September 2017	5,383	→
Variance since September 2016	1.2%	→



ACTIVITY



Month	Adjusted Scheduled Activity (UDA)	
	2017	2018
April	1,530	712
May	3,295	2,423
June	4,889	3,711
July	7,512	5,807
August	9,168	7,328
September	10,884	9,138
October	12,746	
November	14,820	
December	16,364	
January	17,781	
February	19,538	
March	21,446	
April	22,333	
May	22,325	
June	22,319	

QUALITY

	Quantity	Base Number	Contract	AT	Region	England
% of FP17s for the same patient ID Re-attending within 3 months - Children	157	1,111	14.1%	11.4%	12.8%	11.9%
% of FP17s for the same patient ID Re-attending within 3 months - Adults	609	3,081	19.8%	17.1%	16.5%	15.9%
% of FP17s for the same patient ID Re-attending between 3 & 9 months - Children	641	1,111	57.7%	53.9%	59.7%	58.1%
% of FP17s for the same patient ID Re-attending between 3 & 9 months - Adults	1,662	3,081	53.9%	44.5%	53.0%	50.6%
% of FP17s for Band 1 Urgent Courses	570	3,914	14.6%	11.9%	9.2%	9.1%
% of FP17s Relating to Free Repair or Replacements	69	3,914	1.8%	0.9%	1.0%	0.8%
% of FP17s Relating to Continuations	1	3,914	0.0%	1.3%	1.2%	1.1%
% of Patients satisfied with the dentistry they have received	8	10	80.0%	91.2%	91.6%	91.4%
% of Patients satisfied with the time they had to wait for an appointment	8	10	80.0%	87.6%	88.1%	87.7%

* This is based on patients treated on this contract for their most recent course of treatment. Figures in italics indicate the base number of FP17s or Patient Questionnaire responses are less than 100. N/A is shown where the base number of responses is less than 10 during the period. % is calculated as Quantity/Base number*100

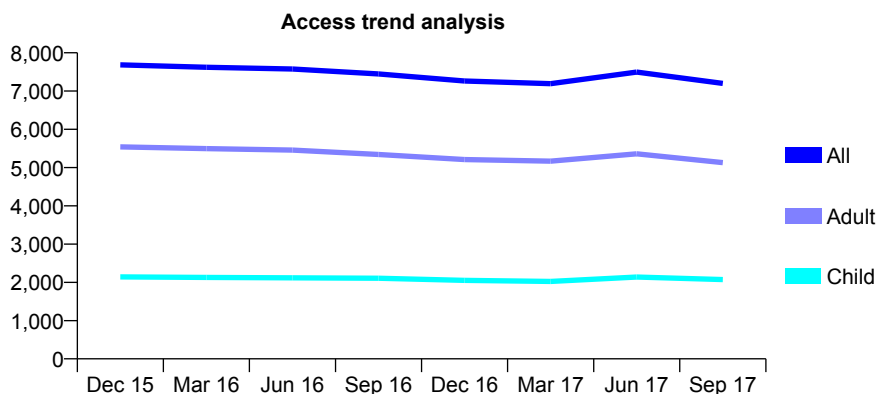
Q48 - Vital Signs At a Glance Contract Report for 891495/0001 - September 2017

Name or company name	MR RK GOLLAPUDI
Contract type name	PDS Plus Contract
Purpose of contract	General
Contract start date	01/01/2011
Contract end date	31/03/2018

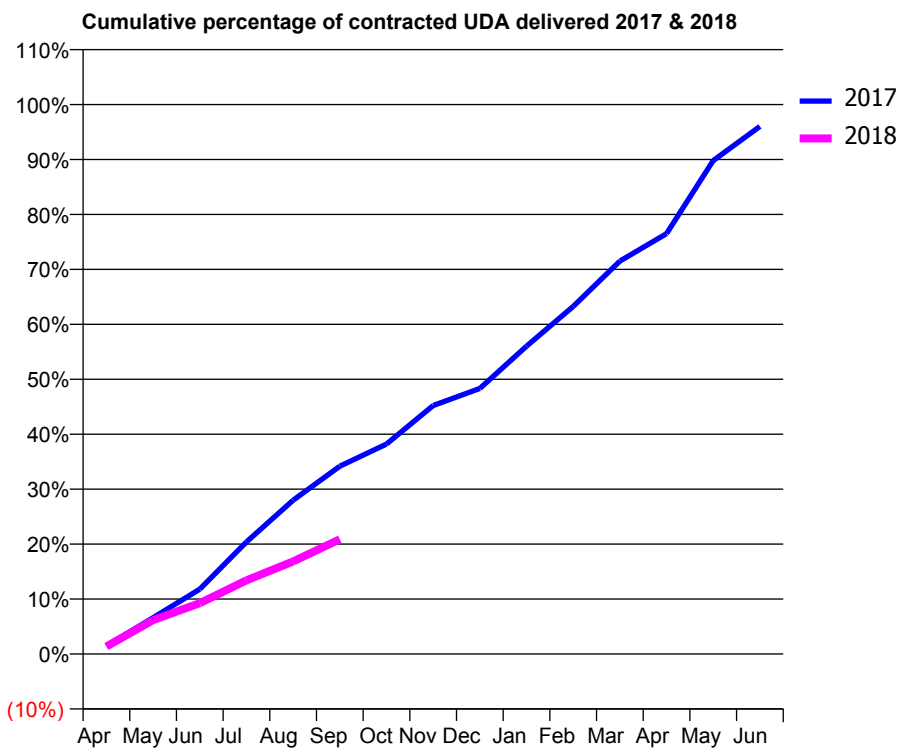
17/18 Contracted general activity (UDA)	24,000
Carry forward general activity (UDA)	0
17/18 Contracted orthodontic activity (UOA)	0
Carry forward orthodontic activity (UOA)	0
Baseline contract value	£325,926.56

ACCESS*

Patients seen in 24 months	Total	Change since previous quarter
Quarter ending September 2016	7,449	
Quarter ending December 2016	7,263	↓
Quarter ending March 2017	7,192	→
Quarter ending June 2017	7,497	↑
Quarter ending September 2017	7,201	↓
Variance since September 2016	(3.3%)	↓



ACTIVITY



Month	Adjusted Scheduled Activity (UDA)	
	2017	2018
April	359	327
May	1,585	1,481
June	2,831	2,220
July	4,894	3,215
August	6,716	4,045
September	8,203	5,013
October	9,169	
November	10,851	
December	11,598	
January	13,445	
February	15,180	
March	17,160	
April	18,358	
May	21,551	
June	23,043	

QUALITY

	Quantity	Base Number	Contract	AT	Region	England
% of FP17s for the same patient ID Re-attending within 3 months - Children	108	1,423	7.6%	11.4%	12.8%	11.9%
% of FP17s for the same patient ID Re-attending within 3 months - Adults	545	3,193	17.1%	17.1%	16.5%	15.9%
% of FP17s for the same patient ID Re-attending between 3 & 9 months - Children	714	1,423	50.2%	53.9%	59.7%	58.1%
% of FP17s for the same patient ID Re-attending between 3 & 9 months - Adults	1,258	3,193	39.4%	44.5%	53.0%	50.6%
% of FP17s for Band 1 Urgent Courses	317	2,100	15.1%	11.9%	9.2%	9.1%
% of FP17s Relating to Free Repair or Replacements	4	2,100	0.2%	0.9%	1.0%	0.8%
% of FP17s Relating to Continuations	35	2,100	1.7%	1.3%	1.2%	1.1%
% of Patients satisfied with the dentistry they have received	6	9	N/A	91.2%	91.6%	91.4%
% of Patients satisfied with the time they had to wait for an appointment	9	9	N/A	87.6%	88.1%	87.7%

* This is based on patients treated on this contract for their most recent course of treatment. Figures in italics indicate the base number of FP17s or Patient Questionnaire responses are less than 100. N/A is shown where the base number of responses is less than 10 during the period. % is calculated as Quantity/Base number*100

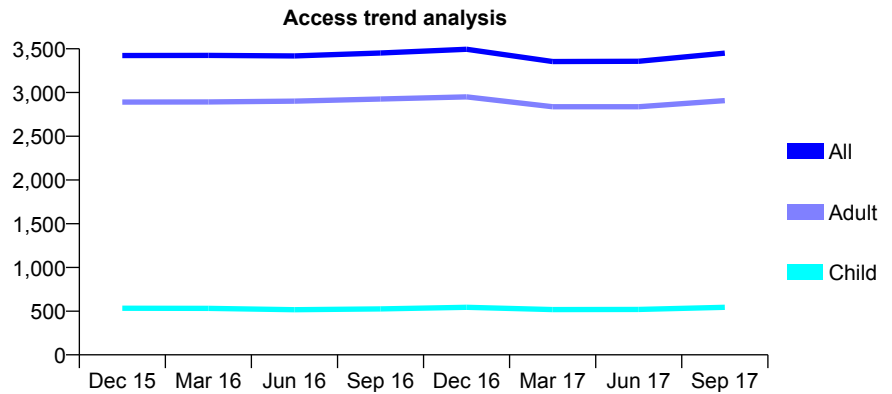
Q48 - Vital Signs At a Glance Contract Report for 895067/0003 - September 2017

Name or company name	FairField Dental Surgery
Contract type name	GDS Contract
Purpose of contract	General and Orthodontic
Contract start date	01/04/2010
Contract end date	

17/18 Contracted general activity (UDA)	9,977
Carry forward general activity (UDA)	0
17/18 Contracted orthodontic activity (UOA)	0
Carry forward orthodontic activity (UOA)	0
Baseline contract value	£303,980.34

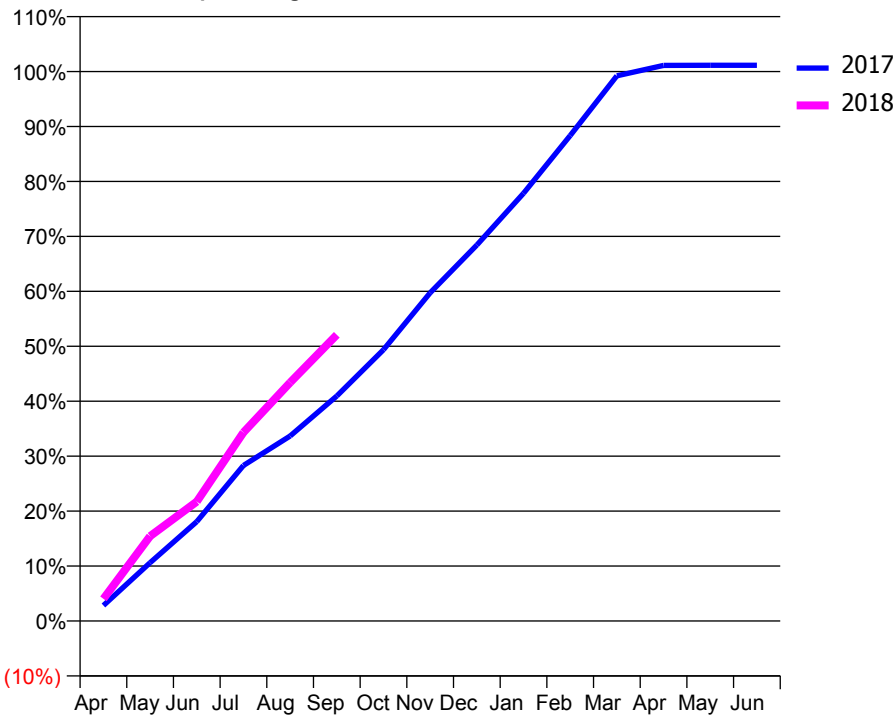
ACCESS*

Patients seen in 24 months	Total	Change since previous quarter
Quarter ending September 2016	3,452	
Quarter ending December 2016	3,494	→
Quarter ending March 2017	3,355	↓
Quarter ending June 2017	3,357	→
Quarter ending September 2017	3,450	↑
Variance since September 2016	(0.1%)	→



ACTIVITY

Cumulative percentage of contracted UDA delivered 2017 & 2018



Month	Adjusted Scheduled Activity (UDA)	
	2017	2018
April	284	404
May	1,072	1,542
June	1,824	2,169
July	2,855	3,425
August	3,396	4,331
September	4,131	5,198
October	4,981	
November	6,025	
December	6,902	
January	7,853	
February	8,911	
March	10,009	
April	10,199	
May	10,201	
June	10,201	

QUALITY

	Quantity	Base Number	Contract	AT	Region	England
% of FP17s for the same patient ID Re-attending within 3 months - Children	45	459	9.8%	11.4%	12.8%	11.9%
% of FP17s for the same patient ID Re-attending within 3 months - Adults	444	2,352	18.9%	17.1%	16.5%	15.9%
% of FP17s for the same patient ID Re-attending between 3 & 9 months - Children	249	459	54.2%	53.9%	59.7%	58.1%
% of FP17s for the same patient ID Re-attending between 3 & 9 months - Adults	1,190	2,352	50.6%	44.5%	53.0%	50.6%
% of FP17s for Band 1 Urgent Courses	394	2,714	14.5%	11.9%	9.2%	9.1%
% of FP17s Relating to Free Repair or Replacements	35	2,714	1.3%	0.9%	1.0%	0.8%
% of FP17s Relating to Continuations	50	2,714	1.8%	1.3%	1.2%	1.1%
% of Patients satisfied with the dentistry they have received	8	9	N/A	91.2%	91.6%	91.4%
% of Patients satisfied with the time they had to wait for an appointment	8	9	N/A	87.6%	88.1%	87.7%

* This is based on patients treated on this contract for their most recent course of treatment. Figures in italics indicate the base number of FP17s or Patient Questionnaire responses are less than 100. N/A is shown where the base number of responses is less than 10 during the period. % is calculated as Quantity/Base number*100

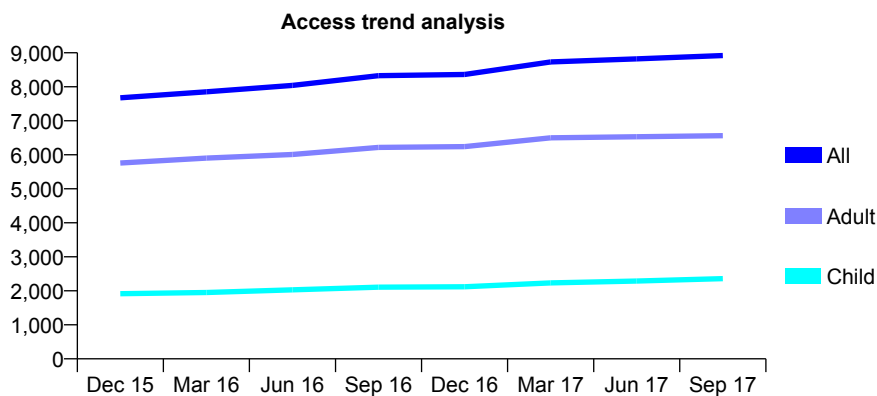
Q48 - Vital Signs At a Glance Contract Report for 905925/0002 - September 2017

Name or company name	MR ND DALEY
Contract type name	Pilot Contract
Purpose of contract	General
Contract start date	01/04/2006
Contract end date	

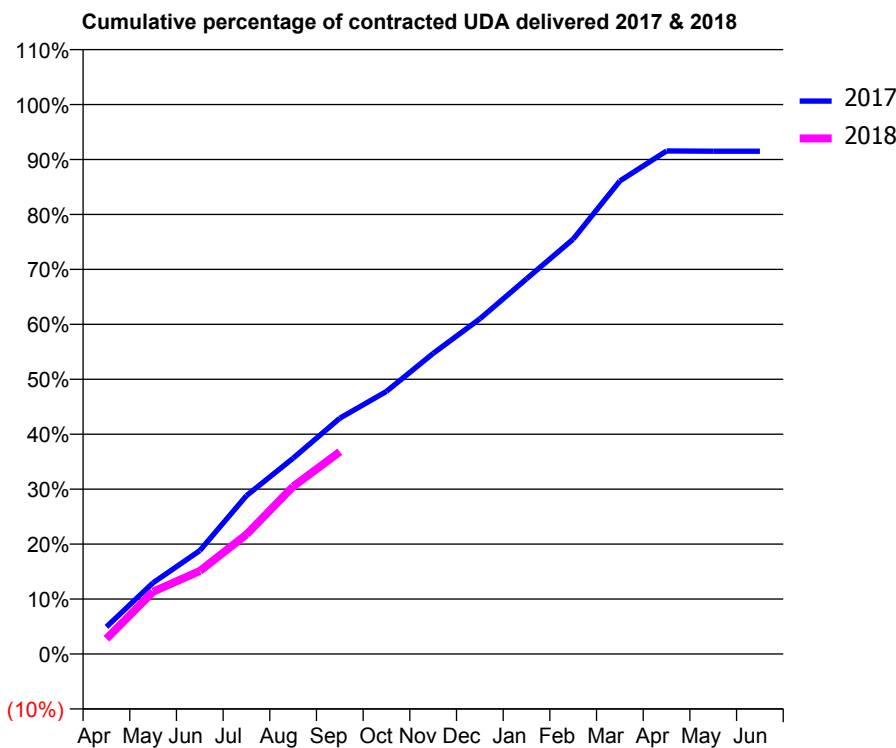
17/18 Contracted general activity (UDA)	30,000
Carry forward general activity (UDA)	0
17/18 Contracted orthodontic activity (UOA)	0
Carry forward orthodontic activity (UOA)	0
Baseline contract value	£774,029.82

ACCESS*

Patients seen in 24 months	Total	Change since previous quarter
Quarter ending September 2016	8,328	
Quarter ending December 2016	8,363	→
Quarter ending March 2017	8,732	↑
Quarter ending June 2017	8,821	→
Quarter ending September 2017	8,921	→
Variance since September 2016	7.1%	↑



ACTIVITY



Month	Adjusted Scheduled Activity (UDA)	
	2017	2018
April	1,483	837
May	3,888	3,405
June	5,647	4,531
July	8,646	6,525
August	10,691	9,147
September	12,872	11,039
October	14,342	
November	16,414	
December	18,297	
January	20,482	
February	22,651	
March	25,825	
April	27,465	
May	27,450	
June	27,450	

QUALITY

	Quantity	Base Number	Contract	AT	Region	England
% of FP17s for the same patient ID Re-attending within 3 months - Children	87	1,440	6.0%	11.4%	12.8%	11.9%
% of FP17s for the same patient ID Re-attending within 3 months - Adults	618	3,769	16.4%	17.1%	16.5%	15.9%
% of FP17s for the same patient ID Re-attending between 3 & 9 months - Children	678	1,440	47.1%	53.9%	59.7%	58.1%
% of FP17s for the same patient ID Re-attending between 3 & 9 months - Adults	1,407	3,769	37.3%	44.5%	53.0%	50.6%
% of FP17s for Band 1 Urgent Courses	684	4,661	14.7%	11.9%	9.2%	9.1%
% of FP17s Relating to Free Repair or Replacements	58	4,661	1.2%	0.9%	1.0%	0.8%
% of FP17s Relating to Continuations	34	4,661	0.7%	1.3%	1.2%	1.1%
% of Patients satisfied with the dentistry they have received	14	16	87.5%	91.2%	91.6%	91.4%
% of Patients satisfied with the time they had to wait for an appointment	12	16	75.0%	87.6%	88.1%	87.7%

* This is based on patients treated on this contract for their most recent course of treatment. Figures in italics indicate the base number of FP17s or Patient Questionnaire responses are less than 100. N/A is shown where the base number of responses is less than 10 during the period. % is calculated as Quantity/Base number*100

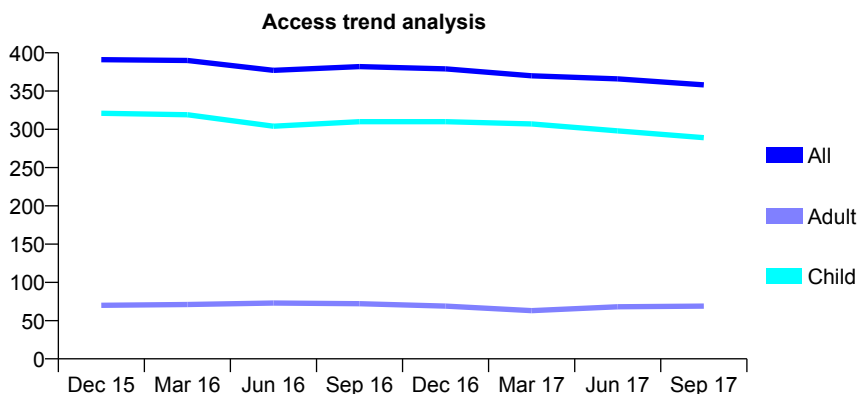
Q48 - Vital Signs At a Glance Contract Report for 906840/0001 - September 2017

Name or company name	MRS HM LLOYD
Contract type name	GDS Contract
Purpose of contract	General
Contract start date	01/04/2006
Contract end date	

17/18 Contracted general activity (UDA)	886
Carry forward general activity (UDA)	0
17/18 Contracted orthodontic activity (UOA)	0
Carry forward orthodontic activity (UOA)	0
Baseline contract value	£33,319.35

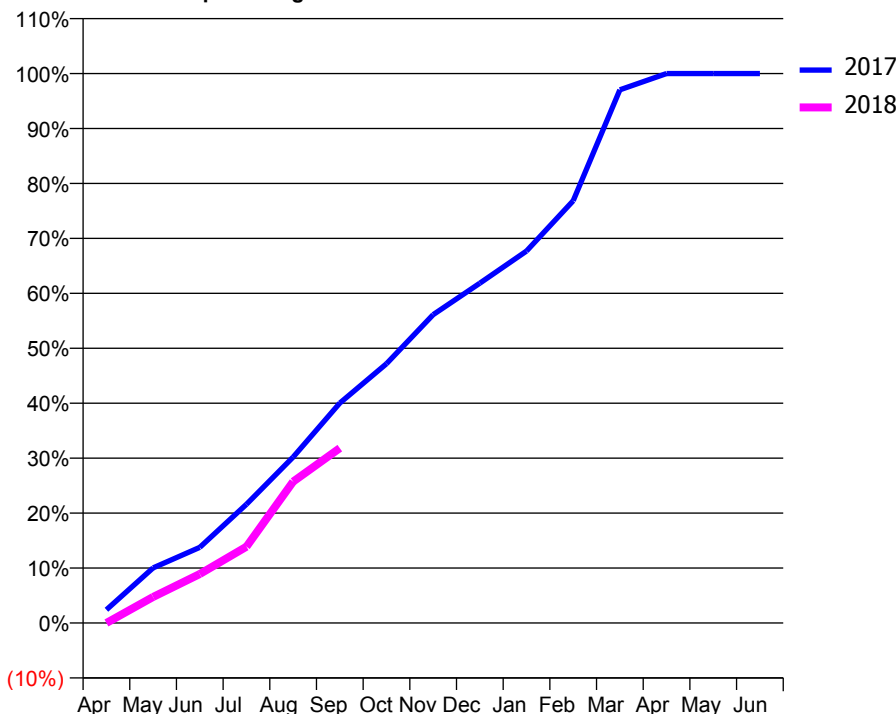
ACCESS*

Patients seen in 24 months	Total	Change since previous quarter
Quarter ending September 2016	382	
Quarter ending December 2016	379	→
Quarter ending March 2017	370	↓
Quarter ending June 2017	366	↓
Quarter ending September 2017	358	↓
Variance since September 2016	(6.3%)	↓



ACTIVITY

Cumulative percentage of contracted UDA delivered 2017 & 2018



Adjusted Scheduled Activity (UDA)

Month	2017	2018
April	22	0
May	91	42
June	125	79
July	196	123
August	274	228
September	363	282
October	428	
November	509	
December	561	
January	614	
February	697	
March	880	
April	907	
May	907	
June	907	

QUALITY

	Quantity	Base Number	Contract	AT	Region	England
% of FP17s for the same patient ID Re-attending within 3 months - Children	10	196	5.1%	11.4%	12.8%	11.9%
% of FP17s for the same patient ID Re-attending within 3 months - Adults	1	12	8.3%	17.1%	16.5%	15.9%
% of FP17s for the same patient ID Re-attending between 3 & 9 months - Children	146	196	74.5%	53.9%	59.7%	58.1%
% of FP17s for the same patient ID Re-attending between 3 & 9 months - Adults	8	12	66.7%	44.5%	53.0%	50.6%
% of FP17s for Band 1 Urgent Courses	0	189	0.0%	11.9%	9.2%	9.1%
% of FP17s Relating to Free Repair or Replacements	0	189	0.0%	0.9%	1.0%	0.8%
% of FP17s Relating to Continuations	3	189	1.6%	1.3%	1.2%	1.1%
% of Patients satisfied with the dentistry they have received	0	0	N/A	91.2%	91.6%	91.4%
% of Patients satisfied with the time they had to wait for an appointment	0	0	N/A	87.6%	88.1%	87.7%

* This is based on patients treated on this contract for their most recent course of treatment. Figures in italics indicate the base number of FP17s or Patient Questionnaire responses are less than 100. N/A is shown where the base number of responses is less than 10 during the period. % is calculated as Quantity/Base number*100

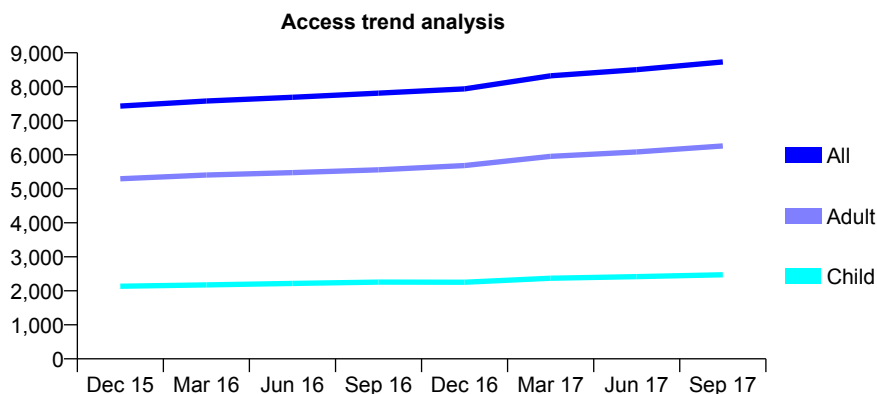
Q48 - Vital Signs At a Glance Contract Report for 907995/0001 - September 2017

Name or company name	MR RJ HOLLINS
Contract type name	GDS Contract
Purpose of contract	General
Contract start date	01/04/2006
Contract end date	

17/18 Contracted general activity (UDA)	33,210
Carry forward general activity (UDA)	717
17/18 Contracted orthodontic activity (UOA)	0
Carry forward orthodontic activity (UOA)	0
Baseline contract value	£862,169.49

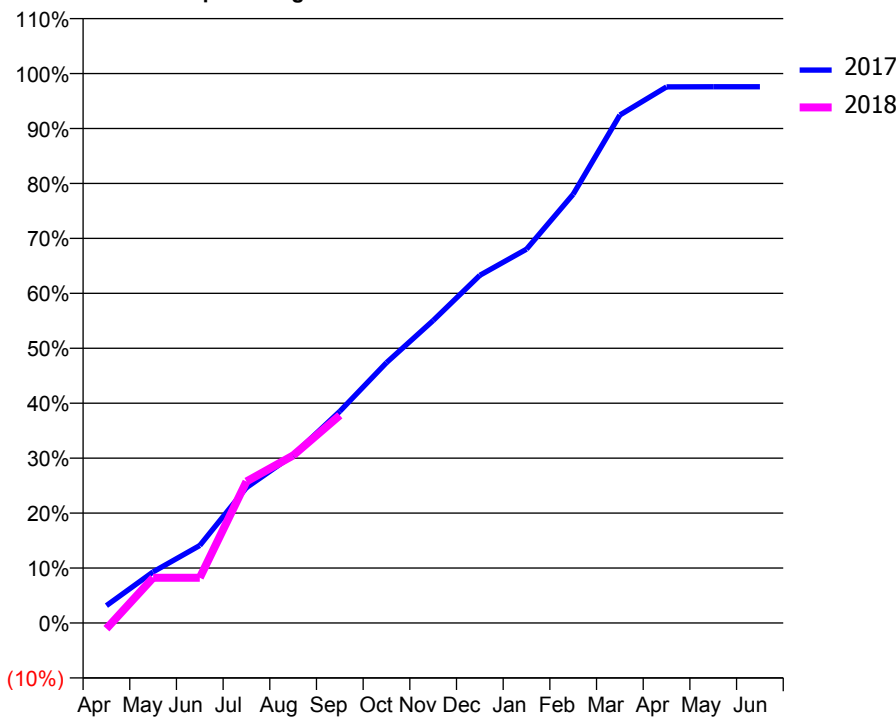
ACCESS*

Patients seen in 24 months	Total	Change since previous quarter
Quarter ending September 2016	7,814	
Quarter ending December 2016	7,938	→
Quarter ending March 2017	8,324	↑
Quarter ending June 2017	8,503	↑
Quarter ending September 2017	8,732	↑
Variance since September 2016	11.7%	↑



ACTIVITY

Cumulative percentage of contracted UDA delivered 2017 & 2018



Month	Adjusted Scheduled Activity (UDA)	
	2017	2018
April	944	-354
May	2,764	2,738
June	4,195	2,738
July	7,324	8,558
August	9,078	10,128
September	11,447	12,555
October	14,074	
November	16,355	
December	18,802	
January	20,215	
February	23,179	
March	27,464	
April	28,983	
May	28,992	
June	28,992	

QUALITY

	Quantity	Base Number	Contract	AT	Region	England
% of FP17s for the same patient ID Re-attending within 3 months - Children	153	1,581	9.7%	11.4%	12.8%	11.9%
% of FP17s for the same patient ID Re-attending within 3 months - Adults	775	3,863	20.1%	17.1%	16.5%	15.9%
% of FP17s for the same patient ID Re-attending between 3 & 9 months - Children	721	1,581	45.6%	53.9%	59.7%	58.1%
% of FP17s for the same patient ID Re-attending between 3 & 9 months - Adults	1,314	3,863	34.0%	44.5%	53.0%	50.6%
% of FP17s for Band 1 Urgent Courses	848	4,887	17.4%	11.9%	9.2%	9.1%
% of FP17s Relating to Free Repair or Replacements	52	4,887	1.1%	0.9%	1.0%	0.8%
% of FP17s Relating to Continuations	53	4,887	1.1%	1.3%	1.2%	1.1%
% of Patients satisfied with the dentistry they have received	15	16	93.8%	91.2%	91.6%	91.4%
% of Patients satisfied with the time they had to wait for an appointment	13	16	81.3%	87.6%	88.1%	87.7%

* This is based on patients treated on this contract for their most recent course of treatment. Figures in italics indicate the base number of FP17s or Patient Questionnaire responses are less than 100. N/A is shown where the base number of responses is less than 10 during the period. % is calculated as Quantity/Base number*100

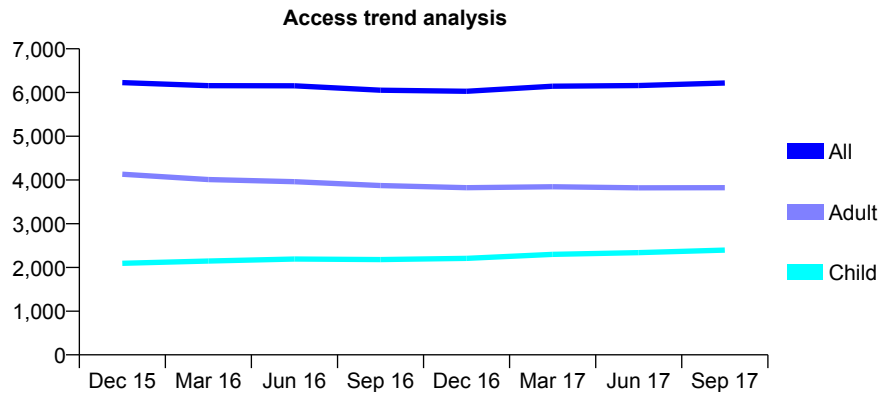
Q48 - Vital Signs At a Glance Contract Report for 907995/0002 - September 2017

Name or company name	MR RJ HOLLINS
Contract type name	GDS Contract
Purpose of contract	General
Contract start date	02/01/2009
Contract end date	

17/18 Contracted general activity (UDA)	20,210
Carry forward general activity (UDA)	0
17/18 Contracted orthodontic activity (UOA)	0
Carry forward orthodontic activity (UOA)	0
Baseline contract value	£521,442.27

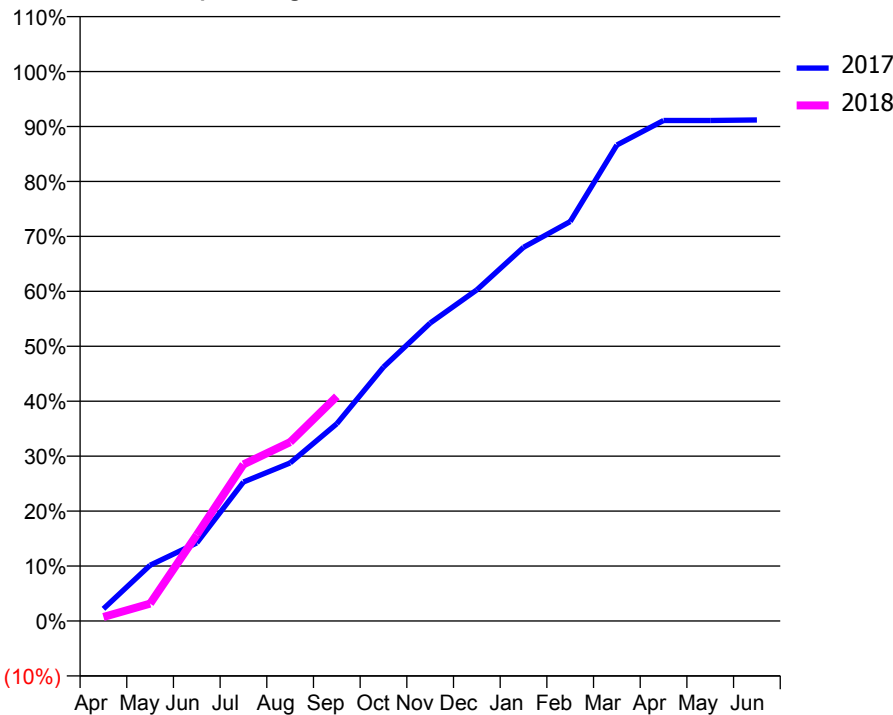
ACCESS*

Patients seen in 24 months	Total	Change since previous quarter
Quarter ending September 2016	6,053	
Quarter ending December 2016	6,029	→
Quarter ending March 2017	6,143	→
Quarter ending June 2017	6,160	→
Quarter ending September 2017	6,218	→
Variance since September 2016	2.7%	↑



ACTIVITY

Cumulative percentage of contracted UDA delivered 2017 & 2018



Month	Adjusted Scheduled Activity (UDA)	
	2017	2018
April	481	150
May	2,202	639
June	3,084	3,168
July	5,490	5,761
August	6,246	6,580
September	7,795	8,263
October	10,036	
November	11,772	
December	13,086	
January	14,763	
February	15,783	
March	18,804	
April	19,774	
May	19,777	
June	19,796	

QUALITY

	Quantity	Base Number	Contract	AT	Region	England
% of FP17s for the same patient ID Re-attending within 3 months - Children	102	1,374	7.4%	11.4%	12.8%	11.9%
% of FP17s for the same patient ID Re-attending within 3 months - Adults	326	2,286	14.3%	17.1%	16.5%	15.9%
% of FP17s for the same patient ID Re-attending between 3 & 9 months - Children	639	1,374	46.5%	53.9%	59.7%	58.1%
% of FP17s for the same patient ID Re-attending between 3 & 9 months - Adults	1,053	2,286	46.1%	44.5%	53.0%	50.6%
% of FP17s for Band 1 Urgent Courses	299	3,307	9.0%	11.9%	9.2%	9.1%
% of FP17s Relating to Free Repair or Replacements	16	3,307	0.5%	0.9%	1.0%	0.8%
% of FP17s Relating to Continuations	20	3,307	0.6%	1.3%	1.2%	1.1%
% of Patients satisfied with the dentistry they have received	7	8	N/A	91.2%	91.6%	91.4%
% of Patients satisfied with the time they had to wait for an appointment	6	8	N/A	87.6%	88.1%	87.7%

* This is based on patients treated on this contract for their most recent course of treatment. Figures in italics indicate the base number of FP17s or Patient Questionnaire responses are less than 100. N/A is shown where the base number of responses is less than 10 during the period. % is calculated as Quantity/Base number*100

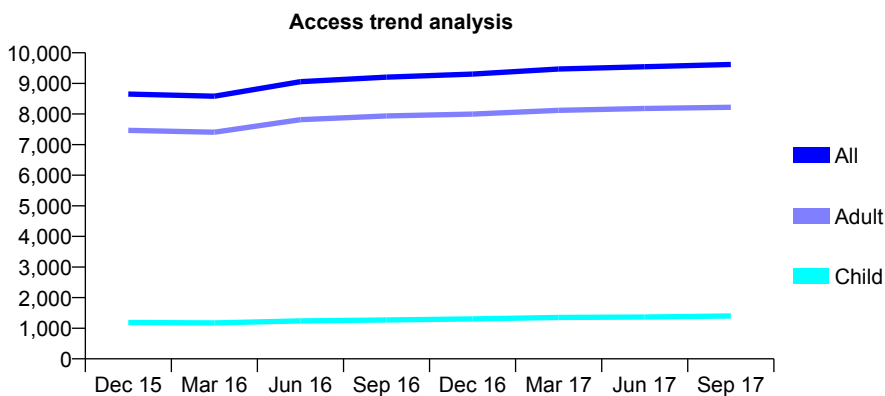
Q48 - Vital Signs At a Glance Contract Report for 907995/0003 - September 2017

Name or company name	MR RJ HOLLINS
Contract type name	GDS Contract
Purpose of contract	General
Contract start date	10/08/2009
Contract end date	

17/18 Contracted general activity (UDA)	28,000
Carry forward general activity (UDA)	0
17/18 Contracted orthodontic activity (UOA)	0
Carry forward orthodontic activity (UOA)	0
Baseline contract value	£797,164.15

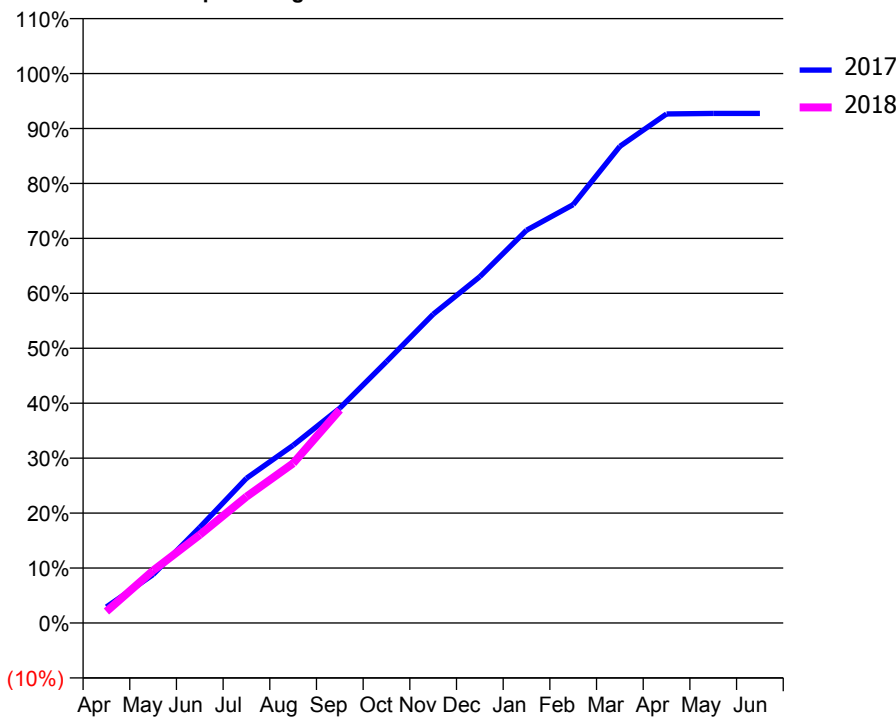
ACCESS*

Patients seen in 24 months	Total	Change since previous quarter
Quarter ending September 2016	9,206	
Quarter ending December 2016	9,303	→
Quarter ending March 2017	9,472	→
Quarter ending June 2017	9,546	→
Quarter ending September 2017	9,619	→
Variance since September 2016	4.5%	↑



ACTIVITY

Cumulative percentage of contracted UDA delivered 2017 & 2018



Month	Adjusted Scheduled Activity (UDA)	
	2017	2018
April	879	588
May	2,649	2,673
June	5,226	4,497
July	7,900	6,438
August	9,701	8,139
September	11,731	10,862
October	14,275	
November	16,856	
December	18,912	
January	21,446	
February	22,845	
March	26,023	
April	27,789	
May	27,818	
June	27,821	

QUALITY

	Quantity	Base Number	Contract	AT	Region	England
% of FP17s for the same patient ID Re-attending within 3 months - Children	58	838	6.9%	11.4%	12.8%	11.9%
% of FP17s for the same patient ID Re-attending within 3 months - Adults	775	4,784	16.2%	17.1%	16.5%	15.9%
% of FP17s for the same patient ID Re-attending between 3 & 9 months - Children	422	838	50.4%	53.9%	59.7%	58.1%
% of FP17s for the same patient ID Re-attending between 3 & 9 months - Adults	2,098	4,784	43.9%	44.5%	53.0%	50.6%
% of FP17s for Band 1 Urgent Courses	647	4,881	13.3%	11.9%	9.2%	9.1%
% of FP17s Relating to Free Repair or Replacements	33	4,881	0.7%	0.9%	1.0%	0.8%
% of FP17s Relating to Continuations	78	4,881	1.6%	1.3%	1.2%	1.1%
% of Patients satisfied with the dentistry they have received	13	15	86.7%	91.2%	91.6%	91.4%
% of Patients satisfied with the time they had to wait for an appointment	12	15	80.0%	87.6%	88.1%	87.7%

* This is based on patients treated on this contract for their most recent course of treatment. Figures in italics indicate the base number of FP17s or Patient Questionnaire responses are less than 100. N/A is shown where the base number of responses is less than 10 during the period. % is calculated as Quantity/Base number*100

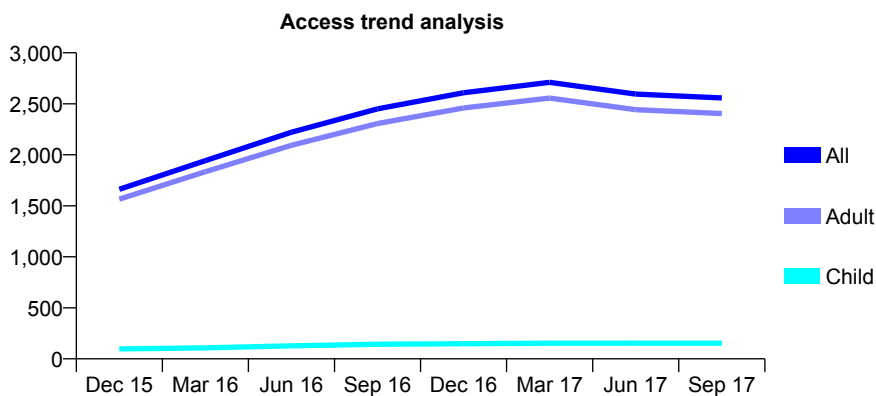
Q48 - Vital Signs At a Glance Contract Report for 907995/0005 - September 2017

Name or company name	MR RJ HOLLINS
Contract type name	PDS Contract
Purpose of contract	General
Contract start date	01/09/2012
Contract end date	31/03/2018

17/18 Contracted general activity (UDA)	3,674
Carry forward general activity (UDA)	0
17/18 Contracted orthodontic activity (UOA)	0
Carry forward orthodontic activity (UOA)	0
Baseline contract value	£240,907.83

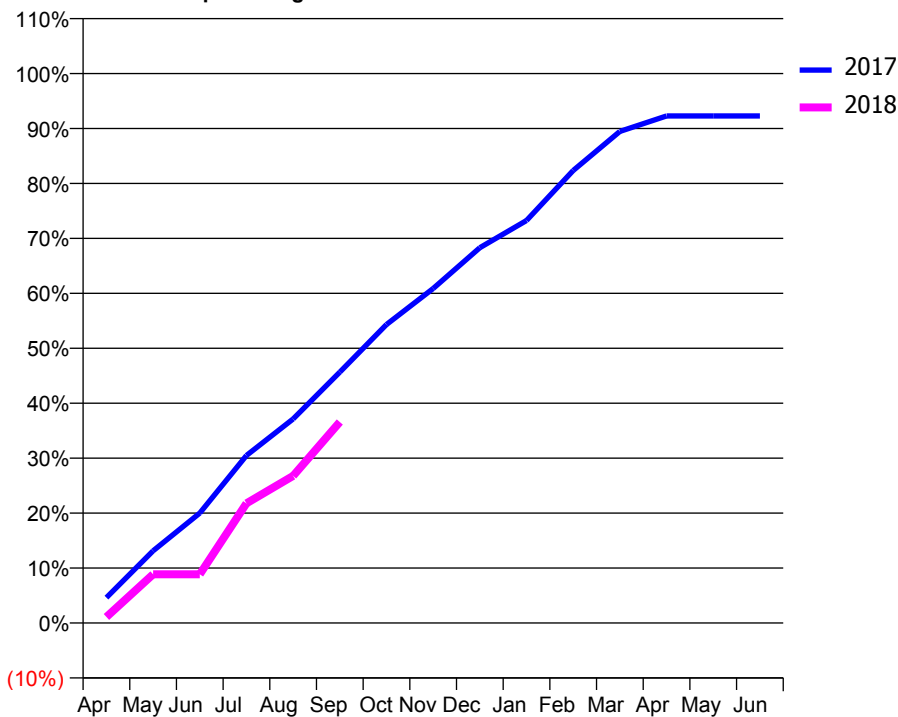
ACCESS*

Patients seen in 24 months	Total	Change since previous quarter
Quarter ending September 2016	2,450	
Quarter ending December 2016	2,609	↑
Quarter ending March 2017	2,710	↑
Quarter ending June 2017	2,596	↓
Quarter ending September 2017	2,558	↓
Variance since September 2016	4.4%	↑



ACTIVITY

Cumulative percentage of contracted UDA delivered 2017 & 2018



Month	Adjusted Scheduled Activity (UDA)	
	2017	2018
April	170	41
May	483	326
June	735	326
July	1,120	800
August	1,364	984
September	1,677	1,344
October	1,996	
November	2,237	
December	2,509	
January	2,691	
February	3,026	
March	3,287	
April	3,390	
May	3,390	
June	3,390	

QUALITY

	Quantity	Base Number	Contract	AT	Region	England
% of FP17s for the same patient ID Re-attending within 3 months - Children	0	105	0.0%	11.4%	12.8%	11.9%
% of FP17s for the same patient ID Re-attending within 3 months - Adults	34	1,121	3.0%	17.1%	16.5%	15.9%
% of FP17s for the same patient ID Re-attending between 3 & 9 months - Children	2	105	1.9%	53.9%	59.7%	58.1%
% of FP17s for the same patient ID Re-attending between 3 & 9 months - Adults	21	1,121	1.9%	44.5%	53.0%	50.6%
% of FP17s for Band 1 Urgent Courses	1,128	1,132	99.6%	11.9%	9.2%	9.1%
% of FP17s Relating to Free Repair or Replacements	0	1,132	0.0%	0.9%	1.0%	0.8%
% of FP17s Relating to Continuations	0	1,132	0.0%	1.3%	1.2%	1.1%
% of Patients satisfied with the dentistry they have received	1	1	N/A	91.2%	91.6%	91.4%
% of Patients satisfied with the time they had to wait for an appointment	1	1	N/A	87.6%	88.1%	87.7%

* This is based on patients treated on this contract for their most recent course of treatment. Figures in italics indicate the base number of FP17s or Patient Questionnaire responses are less than 100. N/A is shown where the base number of responses is less than 10 during the period. % is calculated as Quantity/Base number*100

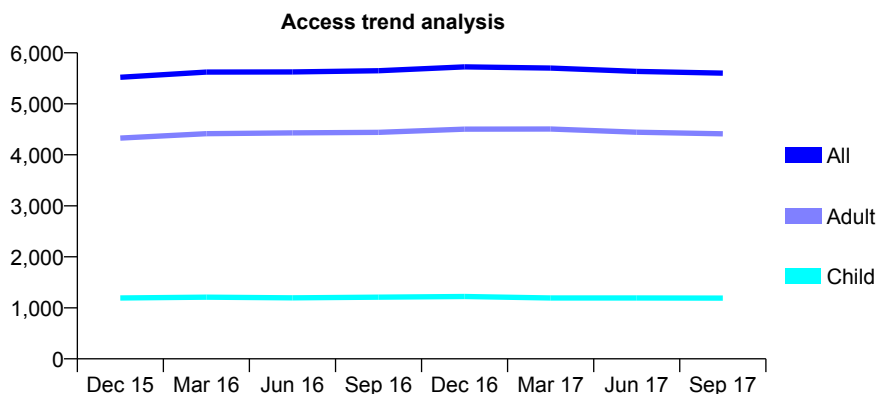
Q48 - Vital Signs At a Glance Contract Report for 909572/0001 - September 2017

Name or company name	MRS JC DUNNINGS
Contract type name	GDS Contract
Purpose of contract	General
Contract start date	01/04/2006
Contract end date	

17/18 Contracted general activity (UDA)	19,259
Carry forward general activity (UDA)	164
17/18 Contracted orthodontic activity (UOA)	0
Carry forward orthodontic activity (UOA)	0
Baseline contract value	£577,826.08

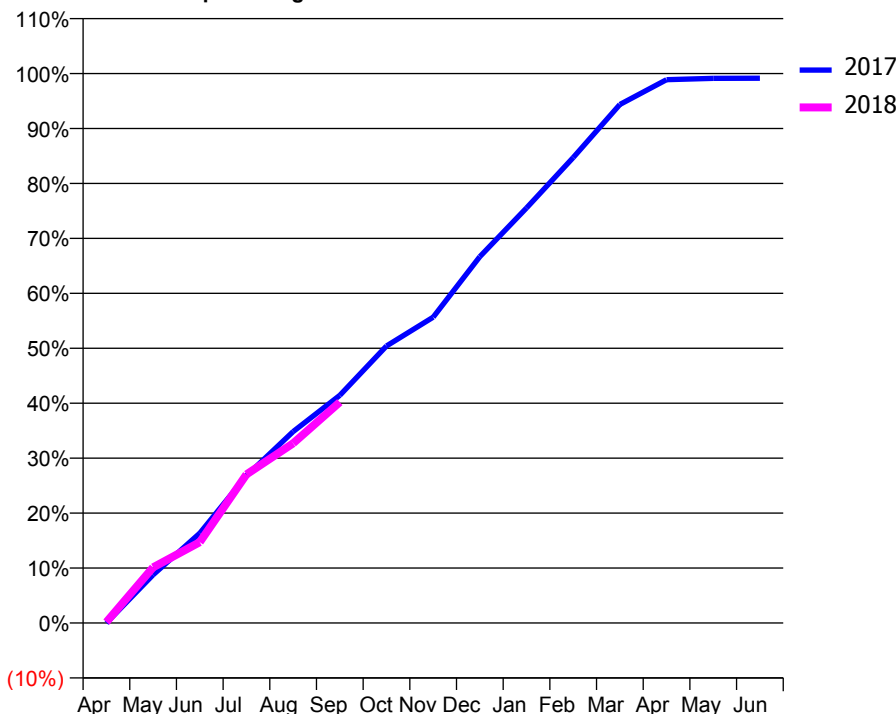
ACCESS*

Patients seen in 24 months	Total	Change since previous quarter
Quarter ending September 2016	5,648	
Quarter ending December 2016	5,724	→
Quarter ending March 2017	5,700	→
Quarter ending June 2017	5,635	↓
Quarter ending September 2017	5,601	→
Variance since September 2016	(0.8%)	→



ACTIVITY

Cumulative percentage of contracted UDA delivered 2017 & 2018



Month	Adjusted Scheduled Activity (UDA)	
	2017	2018
April	-3	36
May	1,687	1,952
June	3,149	2,834
July	5,162	5,209
August	6,707	6,298
September	7,979	7,742
October	9,711	
November	10,718	
December	12,839	
January	14,548	
February	16,314	
March	18,172	
April	19,042	
May	19,091	
June	19,095	

QUALITY

	Quantity	Base Number	Contract	AT	Region	England
% of FP17s for the same patient ID Re-attending within 3 months - Children	126	1,070	11.8%	11.4%	12.8%	11.9%
% of FP17s for the same patient ID Re-attending within 3 months - Adults	487	2,808	17.3%	17.1%	16.5%	15.9%
% of FP17s for the same patient ID Re-attending between 3 & 9 months - Children	705	1,070	65.9%	53.9%	59.7%	58.1%
% of FP17s for the same patient ID Re-attending between 3 & 9 months - Adults	878	2,808	31.3%	44.5%	53.0%	50.6%
% of FP17s for Band 1 Urgent Courses	457	3,542	12.9%	11.9%	9.2%	9.1%
% of FP17s Relating to Free Repair or Replacements	51	3,542	1.4%	0.9%	1.0%	0.8%
% of FP17s Relating to Continuations	60	3,542	1.7%	1.3%	1.2%	1.1%
% of Patients satisfied with the dentistry they have received	15	17	88.2%	91.2%	91.6%	91.4%
% of Patients satisfied with the time they had to wait for an appointment	14	17	82.4%	87.6%	88.1%	87.7%

* This is based on patients treated on this contract for their most recent course of treatment. Figures in italics indicate the base number of FP17s or Patient Questionnaire responses are less than 100. N/A is shown where the base number of responses is less than 10 during the period. % is calculated as Quantity/Base number*100

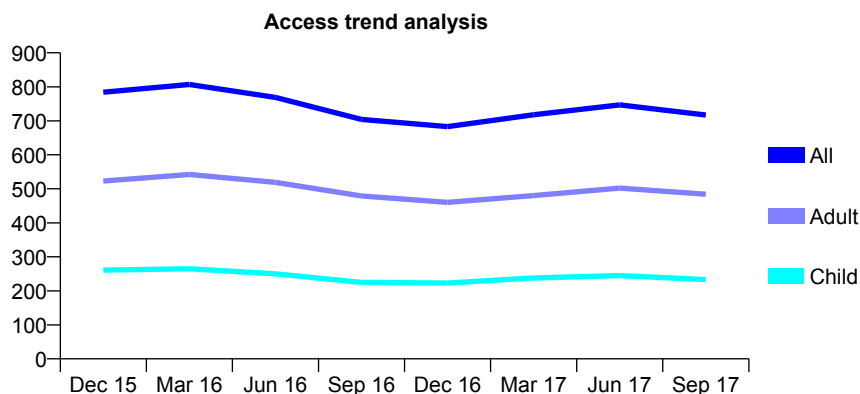
Q48 - Vital Signs At a Glance Contract Report for 914509/0001 - September 2017

Name or company name	MISS LS HUSAIN
Contract type name	GDS Contract
Purpose of contract	General
Contract start date	01/04/2006
Contract end date	

17/18 Contracted general activity (UDA)	2,656
Carry forward general activity (UDA)	0
17/18 Contracted orthodontic activity (UOA)	0
Carry forward orthodontic activity (UOA)	0
Baseline contract value	£135,159.13

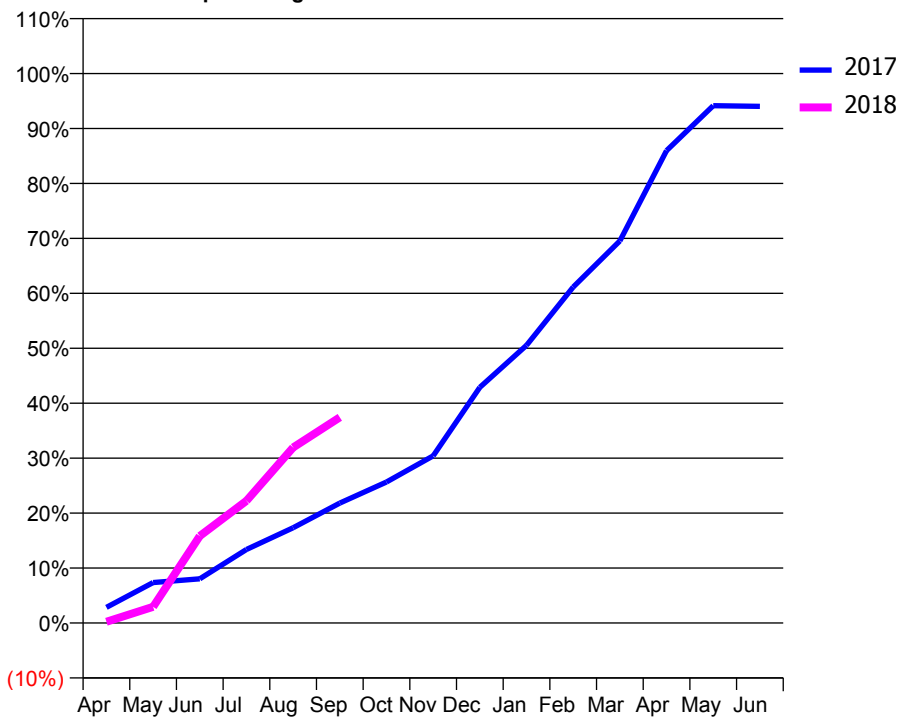
ACCESS*

Patients seen in 24 months	Total	Change since previous quarter
Quarter ending September 2016	704	
Quarter ending December 2016	683	↓
Quarter ending March 2017	718	↑
Quarter ending June 2017	747	↑
Quarter ending September 2017	717	↓
Variance since September 2016	1.8%	→



ACTIVITY

Cumulative percentage of contracted UDA delivered 2017 & 2018



Month	Adjusted Scheduled Activity (UDA)	
	2017	2018
April	76	6
May	196	78
June	214	420
July	355	591
August	461	848
September	580	994
October	681	
November	808	
December	1,139	
January	1,342	
February	1,624	
March	1,847	
April	2,283	
May	2,500	
June	2,497	

QUALITY

	Quantity	Base Number	Contract	AT	Region	England
% of FP17s for the same patient ID Re-attending within 3 months - Children	27	200	13.5%	11.4%	12.8%	11.9%
% of FP17s for the same patient ID Re-attending within 3 months - Adults	86	347	24.8%	17.1%	16.5%	15.9%
% of FP17s for the same patient ID Re-attending between 3 & 9 months - Children	98	200	49.0%	53.9%	59.7%	58.1%
% of FP17s for the same patient ID Re-attending between 3 & 9 months - Adults	113	347	32.6%	44.5%	53.0%	50.6%
% of FP17s for Band 1 Urgent Courses	46	403	11.4%	11.9%	9.2%	9.1%
% of FP17s Relating to Free Repair or Replacements	5	403	1.2%	0.9%	1.0%	0.8%
% of FP17s Relating to Continuations	3	403	0.7%	1.3%	1.2%	1.1%
% of Patients satisfied with the dentistry they have received	2	2	N/A	91.2%	91.6%	91.4%
% of Patients satisfied with the time they had to wait for an appointment	2	2	N/A	87.6%	88.1%	87.7%

* This is based on patients treated on this contract for their most recent course of treatment. Figures in italics indicate the base number of FP17s or Patient Questionnaire responses are less than 100. N/A is shown where the base number of responses is less than 10 during the period. % is calculated as Quantity/Base number*100

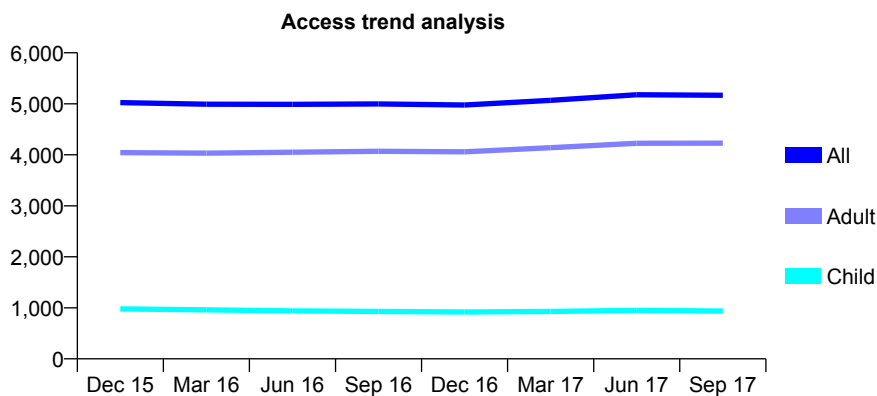
Q48 - Vital Signs At a Glance Contract Report for 916625/0001 - September 2017

Name or company name	MR S ORME
Contract type name	GDS Contract
Purpose of contract	General
Contract start date	01/04/2006
Contract end date	

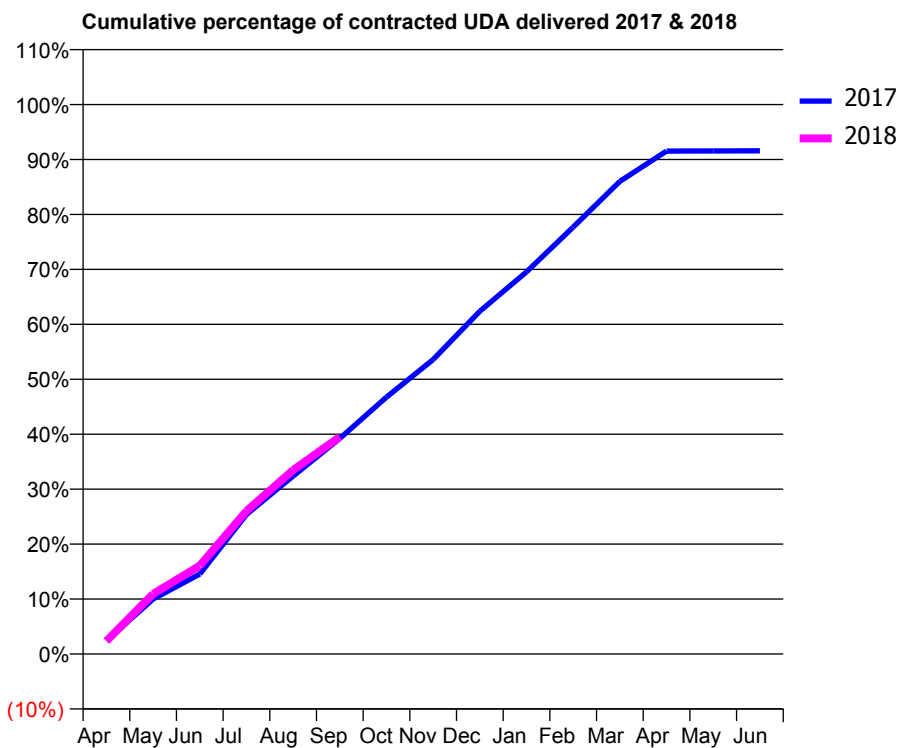
17/18 Contracted general activity (UDA)	19,957
Carry forward general activity (UDA)	0
17/18 Contracted orthodontic activity (UOA)	0
Carry forward orthodontic activity (UOA)	0
Baseline contract value	£636,109.15

ACCESS*

Patients seen in 24 months	Total	Change since previous quarter
Quarter ending September 2016	4,998	
Quarter ending December 2016	4,976	→
Quarter ending March 2017	5,069	→
Quarter ending June 2017	5,178	↑
Quarter ending September 2017	5,167	→
Variance since September 2016	3.4%	↑



ACTIVITY



Month	Adjusted Scheduled Activity (UDA)	
	2017	2018
April	479	473
May	1,997	2,183
June	2,904	3,208
July	5,068	5,194
August	6,465	6,679
September	7,829	7,885
October	9,330	
November	10,696	
December	12,450	
January	13,880	
February	15,502	
March	17,164	
April	18,265	
May	18,269	
June	18,273	

QUALITY

	Quantity	Base Number	Contract	AT	Region	England
% of FP17s for the same patient ID Re-attending within 3 months - Children	103	894	11.5%	11.4%	12.8%	11.9%
% of FP17s for the same patient ID Re-attending within 3 months - Adults	449	2,744	16.4%	17.1%	16.5%	15.9%
% of FP17s for the same patient ID Re-attending between 3 & 9 months - Children	599	894	67.0%	53.9%	59.7%	58.1%
% of FP17s for the same patient ID Re-attending between 3 & 9 months - Adults	980	2,744	35.7%	44.5%	53.0%	50.6%
% of FP17s for Band 1 Urgent Courses	185	3,310	5.6%	11.9%	9.2%	9.1%
% of FP17s Relating to Free Repair or Replacements	76	3,310	2.3%	0.9%	1.0%	0.8%
% of FP17s Relating to Continuations	45	3,310	1.4%	1.3%	1.2%	1.1%
% of Patients satisfied with the dentistry they have received	30	30	100.0%	91.2%	91.6%	91.4%
% of Patients satisfied with the time they had to wait for an appointment	27	30	90.0%	87.6%	88.1%	87.7%

* This is based on patients treated on this contract for their most recent course of treatment. Figures in italics indicate the base number of FP17s or Patient Questionnaire responses are less than 100. N/A is shown where the base number of responses is less than 10 during the period. % is calculated as Quantity/Base number*100

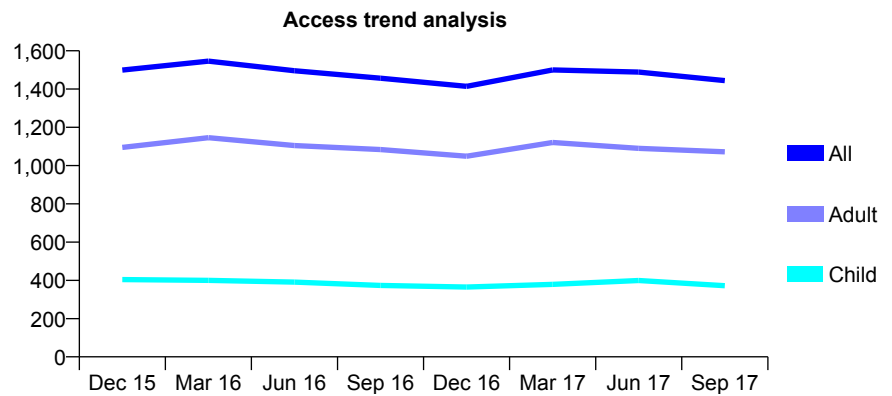
Q48 - Vital Signs At a Glance Contract Report for 916757/0004 - September 2017

Name or company name	MR KJ KHAN
Contract type name	GDS Contract
Purpose of contract	General
Contract start date	01/04/2007
Contract end date	

17/18 Contracted general activity (UDA)	3,428
Carry forward general activity (UDA)	0
17/18 Contracted orthodontic activity (UOA)	0
Carry forward orthodontic activity (UOA)	0
Baseline contract value	£88,445.81

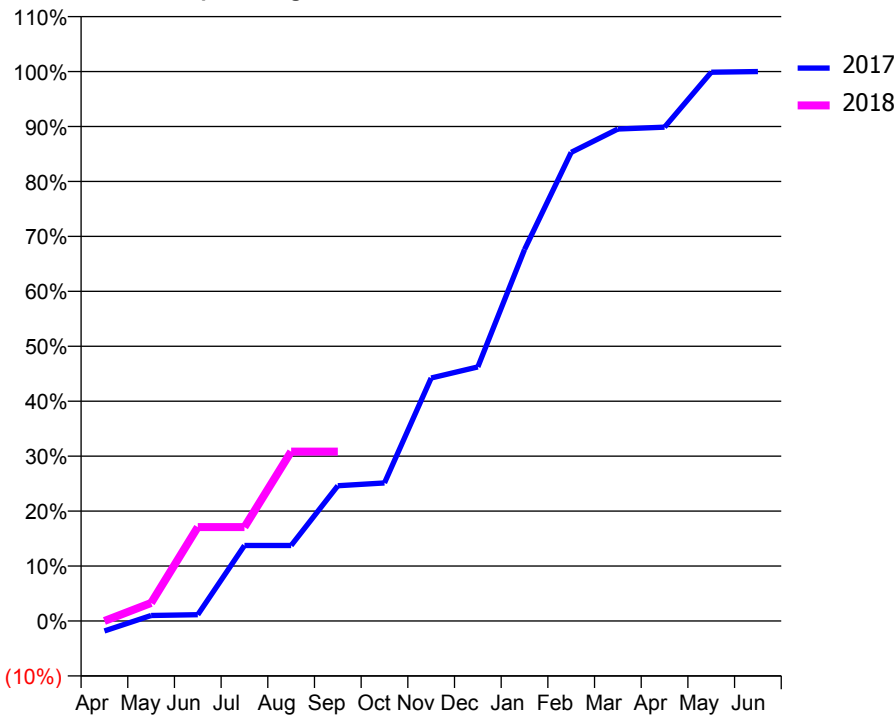
ACCESS*

Patients seen in 24 months	Total	Change since previous quarter
Quarter ending September 2016	1,457	
Quarter ending December 2016	1,414	↓
Quarter ending March 2017	1,500	↑
Quarter ending June 2017	1,489	→
Quarter ending September 2017	1,444	↓
Variance since September 2016	(0.9%)	→



ACTIVITY

Cumulative percentage of contracted UDA delivered 2017 & 2018



Month	Adjusted Scheduled Activity (UDA)	
	2017	2018
April	-63	0
May	34	113
June	39	586
July	472	586
August	472	1,057
September	846	1,057
October	863	
November	1,520	
December	1,589	
January	2,322	
February	2,930	
March	3,076	
April	3,088	
May	3,432	
June	3,436	

QUALITY

	Quantity	Base Number	Contract	AT	Region	England
% of FP17s for the same patient ID Re-attending within 3 months - Children	6	171	3.5%	11.4%	12.8%	11.9%
% of FP17s for the same patient ID Re-attending within 3 months - Adults	40	450	8.9%	17.1%	16.5%	15.9%
% of FP17s for the same patient ID Re-attending between 3 & 9 months - Children	80	171	46.8%	53.9%	59.7%	58.1%
% of FP17s for the same patient ID Re-attending between 3 & 9 months - Adults	171	450	38.0%	44.5%	53.0%	50.6%
% of FP17s for Band 1 Urgent Courses	39	468	8.3%	11.9%	9.2%	9.1%
% of FP17s Relating to Free Repair or Replacements	0	468	0.0%	0.9%	1.0%	0.8%
% of FP17s Relating to Continuations	1	468	0.2%	1.3%	1.2%	1.1%
% of Patients satisfied with the dentistry they have received	2	4	N/A	91.2%	91.6%	91.4%
% of Patients satisfied with the time they had to wait for an appointment	4	4	N/A	87.6%	88.1%	87.7%

* This is based on patients treated on this contract for their most recent course of treatment. Figures in italics indicate the base number of FP17s or Patient Questionnaire responses are less than 100. N/A is shown where the base number of responses is less than 10 during the period. % is calculated as Quantity/Base number*100

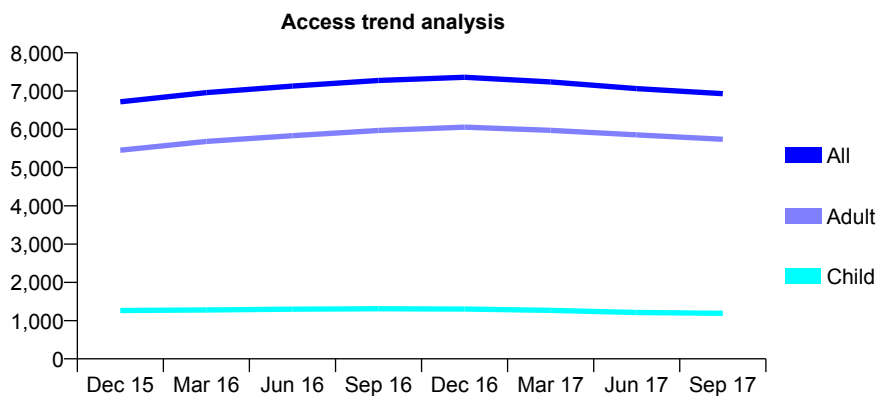
Q48 - Vital Signs At a Glance Contract Report for 931144/0002 - September 2017

Name or company name	ROE LANE FAMILY DENTAL PRACTICE F
Contract type name	GDS Contract
Purpose of contract	General
Contract start date	01/02/2015
Contract end date	

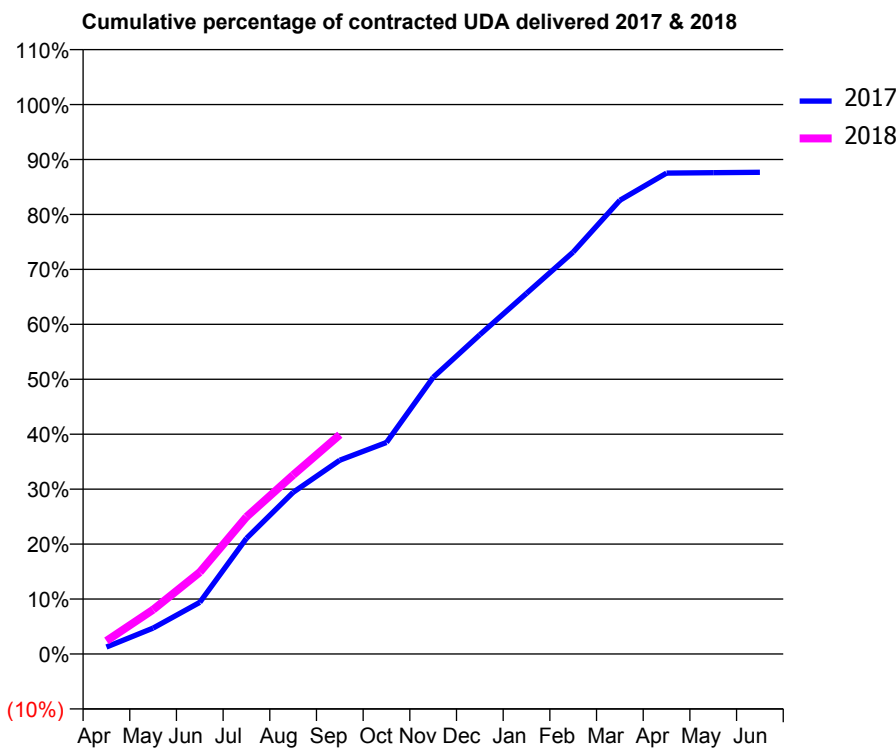
17/18 Contracted general activity (UDA)	25,170
Carry forward general activity (UDA)	0
17/18 Contracted orthodontic activity (UOA)	0
Carry forward orthodontic activity (UOA)	0
Baseline contract value	£788,458.53

ACCESS*

Patients seen in 24 months	Total	Change since previous quarter
Quarter ending September 2016	7,278	
Quarter ending December 2016	7,360	→
Quarter ending March 2017	7,240	↓
Quarter ending June 2017	7,063	↓
Quarter ending September 2017	6,931	↓
Variance since September 2016	(4.8%)	↓



ACTIVITY



Adjusted Scheduled Activity (UDA)		
Month	2017	2018
April	320	603
May	1,189	2,028
June	2,366	3,748
July	5,300	6,281
August	7,408	8,198
September	8,877	10,046
October	9,692	
November	12,670	
December	14,624	
January	16,518	
February	18,411	
March	20,779	
April	22,031	
May	22,047	
June	22,066	

QUALITY

	Quantity	Base Number	Contract	AT	Region	England
% of FP17s for the same patient ID Re-attending within 3 months - Children	84	907	9.3%	11.4%	12.8%	11.9%
% of FP17s for the same patient ID Re-attending within 3 months - Adults	853	4,684	18.2%	17.1%	16.5%	15.9%
% of FP17s for the same patient ID Re-attending between 3 & 9 months - Children	543	907	59.9%	53.9%	59.7%	58.1%
% of FP17s for the same patient ID Re-attending between 3 & 9 months - Adults	2,792	4,684	59.6%	44.5%	53.0%	50.6%
% of FP17s for Band 1 Urgent Courses	542	5,077	10.7%	11.9%	9.2%	9.1%
% of FP17s Relating to Free Repair or Replacements	52	5,077	1.0%	0.9%	1.0%	0.8%
% of FP17s Relating to Continuations	116	5,077	2.3%	1.3%	1.2%	1.1%
% of Patients satisfied with the dentistry they have received	26	28	92.9%	91.2%	91.6%	91.4%
% of Patients satisfied with the time they had to wait for an appointment	23	28	82.1%	87.6%	88.1%	87.7%

* This is based on patients treated on this contract for their most recent course of treatment. Figures in italics indicate the base number of FP17s or Patient Questionnaire responses are less than 100. N/A is shown where the base number of responses is less than 10 during the period. % is calculated as Quantity/Base number*100

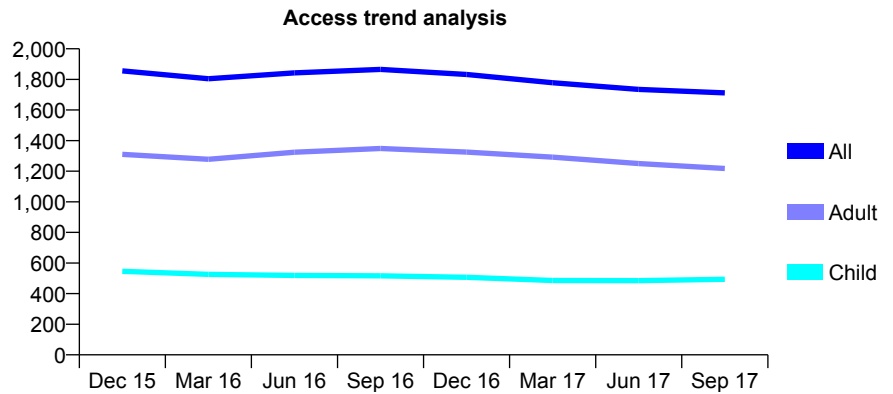
Q48 - Vital Signs At a Glance Contract Report for 935581/0002 - September 2017

Name or company name	MR MH AL-SHARKAWI
Contract type name	GDS Contract
Purpose of contract	General
Contract start date	01/04/2006
Contract end date	

17/18 Contracted general activity (UDA)	4,685
Carry forward general activity (UDA)	0
17/18 Contracted orthodontic activity (UOA)	0
Carry forward orthodontic activity (UOA)	0
Baseline contract value	£128,574.66

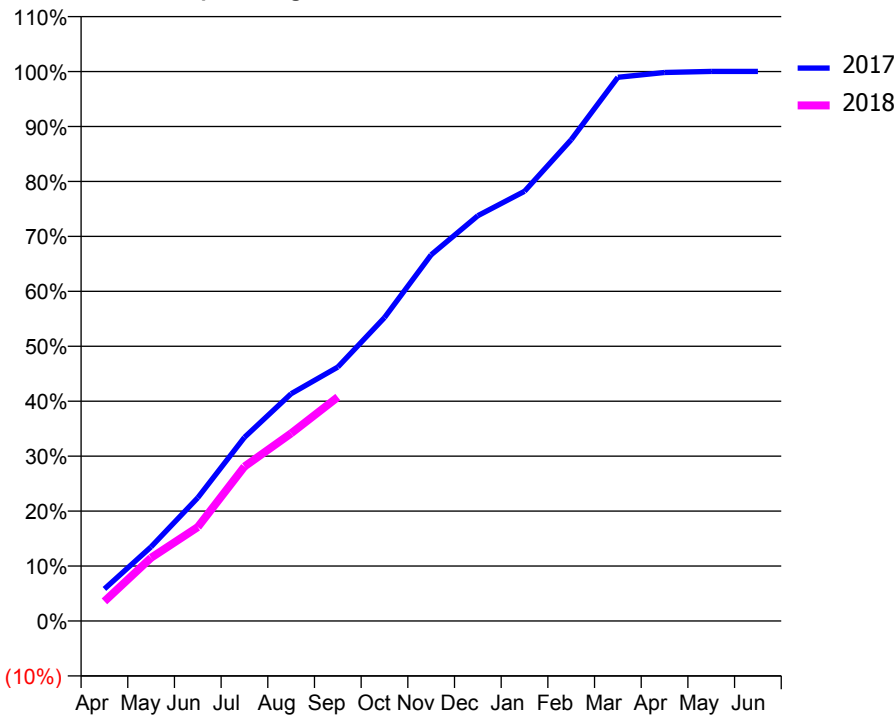
ACCESS*

Patients seen in 24 months	Total	Change since previous quarter
Quarter ending September 2016	1,865	
Quarter ending December 2016	1,832	↓
Quarter ending March 2017	1,778	↓
Quarter ending June 2017	1,735	↓
Quarter ending September 2017	1,712	↓
Variance since September 2016	(8.2%)	↓



ACTIVITY

Cumulative percentage of contracted UDA delivered 2017 & 2018



Month	Adjusted Scheduled Activity (UDA)	
	2017	2018
April	276	168
May	636	540
June	1,058	800
July	1,577	1,317
August	1,951	1,600
September	2,180	1,909
October	2,604	
November	3,144	
December	3,478	
January	3,688	
February	4,130	
March	4,667	
April	4,707	
May	4,716	
June	4,716	

QUALITY

	Quantity	Base Number	Contract	AT	Region	England
% of FP17s for the same patient ID Re-attending within 3 months - Children	16	246	6.5%	11.4%	12.8%	11.9%
% of FP17s for the same patient ID Re-attending within 3 months - Adults	46	548	8.4%	17.1%	16.5%	15.9%
% of FP17s for the same patient ID Re-attending between 3 & 9 months - Children	77	246	31.3%	53.9%	59.7%	58.1%
% of FP17s for the same patient ID Re-attending between 3 & 9 months - Adults	194	548	35.4%	44.5%	53.0%	50.6%
% of FP17s for Band 1 Urgent Courses	52	775	6.7%	11.9%	9.2%	9.1%
% of FP17s Relating to Free Repair or Replacements	1	775	0.1%	0.9%	1.0%	0.8%
% of FP17s Relating to Continuations	0	775	0.0%	1.3%	1.2%	1.1%
% of Patients satisfied with the dentistry they have received	1	1	N/A	91.2%	91.6%	91.4%
% of Patients satisfied with the time they had to wait for an appointment	1	1	N/A	87.6%	88.1%	87.7%

* This is based on patients treated on this contract for their most recent course of treatment. Figures in italics indicate the base number of FP17s or Patient Questionnaire responses are less than 100. N/A is shown where the base number of responses is less than 10 during the period. % is calculated as Quantity/Base number*100

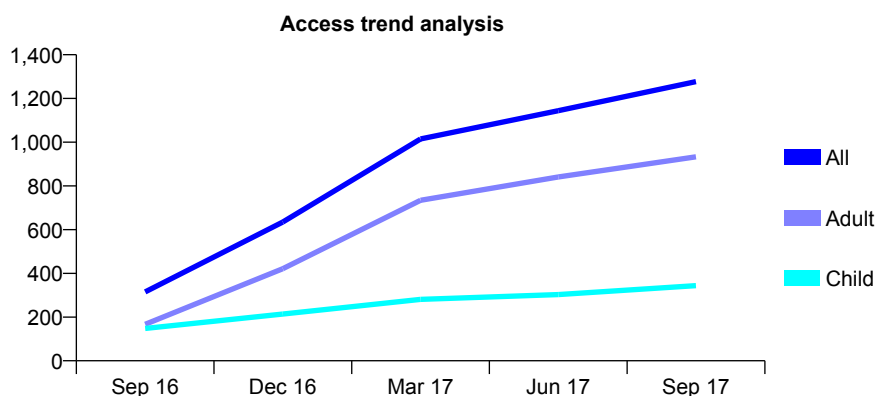
Q49 - Vital Signs At a Glance Contract Report for 100172/0000 - September 2017

Name or company name	No.1 Victoria Terrace Ltd
Contract type name	PDS Contract
Purpose of contract	General
Contract start date	01/07/2016
Contract end date	31/03/2021

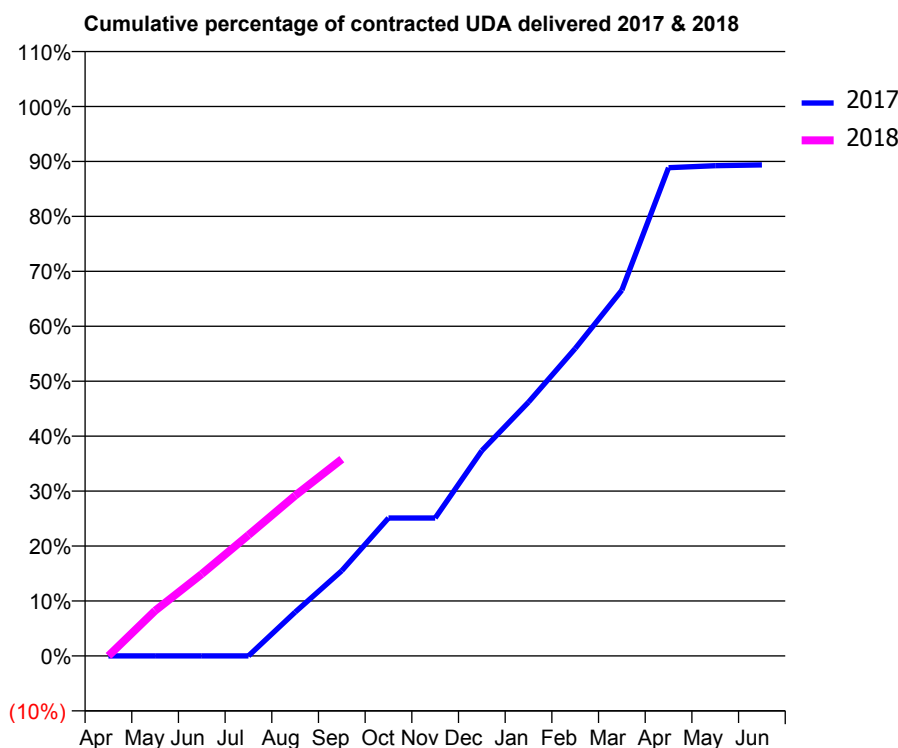
17/18 Contracted general activity (UDA)	4,640
Carry forward general activity (UDA)	0
17/18 Contracted orthodontic activity (UOA)	0
Carry forward orthodontic activity (UOA)	0
Baseline contract value	£101,140.00

ACCESS*

Patients seen in 24 months	Total	Change since previous quarter
Quarter ending September 2016	315	
Quarter ending December 2016	635	↑
Quarter ending March 2017	1,015	↑
Quarter ending June 2017	1,144	↑
Quarter ending September 2017	1,277	↑
Variance since September 2016	305.4%	↑



ACTIVITY



Month	Adjusted Scheduled Activity (UDA)	
	2017	2018
April	0	0
May	0	382
June	0	692
July	0	1,020
August	277	1,354
September	540	1,662
October	874	
November	874	
December	1,300	
January	1,607	
February	1,947	
March	2,317	
April	3,092	
May	3,105	
June	3,110	

QUALITY

	Quantity	Base Number	Contract	AT	Region	England
% of FP17s for the same patient ID Re-attending within 3 months - Children	19	285	6.7%	10.7%	12.8%	11.9%
% of FP17s for the same patient ID Re-attending within 3 months - Adults	65	590	11.0%	14.4%	16.5%	15.9%
% of FP17s for the same patient ID Re-attending between 3 & 9 months - Children	120	285	42.1%	57.8%	59.7%	58.1%
% of FP17s for the same patient ID Re-attending between 3 & 9 months - Adults	133	590	22.5%	52.8%	53.0%	50.6%
% of FP17s for Band 1 Urgent Courses	23	572	4.0%	8.2%	9.2%	9.1%
% of FP17s Relating to Free Repair or Replacements	2	572	0.3%	1.2%	1.0%	0.8%
% of FP17s Relating to Continuations	16	572	2.8%	1.4%	1.2%	1.1%
% of Patients satisfied with the dentistry they have received	1	1	N/A	91.8%	91.6%	91.4%
% of Patients satisfied with the time they had to wait for an appointment	1	1	N/A	88.1%	88.1%	87.7%

* This is based on patients treated on this contract for their most recent course of treatment. Figures in italics indicate the base number of FP17s or Patient Questionnaire responses are less than 100. N/A is shown where the base number of responses is less than 10 during the period. % is calculated as Quantity/Base number*100

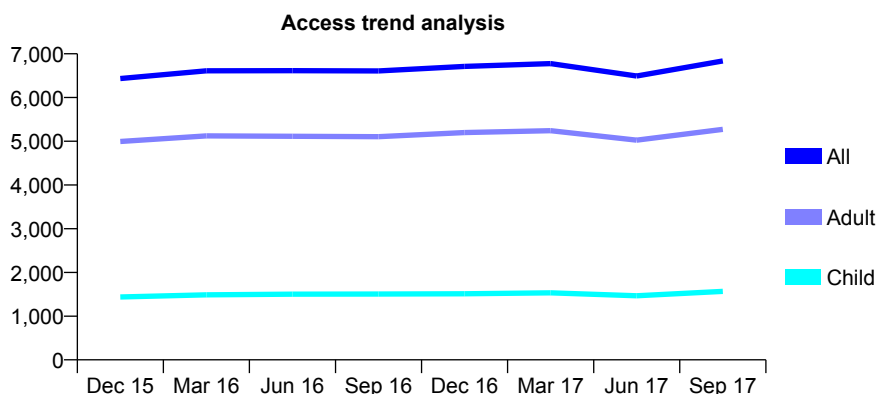
Q49 - Vital Signs At a Glance Contract Report for 101281/0036 - September 2017

Name or company name	OASIS DENTAL CARE LTD
Contract type name	GDS Contract
Purpose of contract	General
Contract start date	01/04/2006
Contract end date	

17/18 Contracted general activity (UDA)	25,973
Carry forward general activity (UDA)	0
17/18 Contracted orthodontic activity (UOA)	0
Carry forward orthodontic activity (UOA)	0
Baseline contract value	£631,834.60

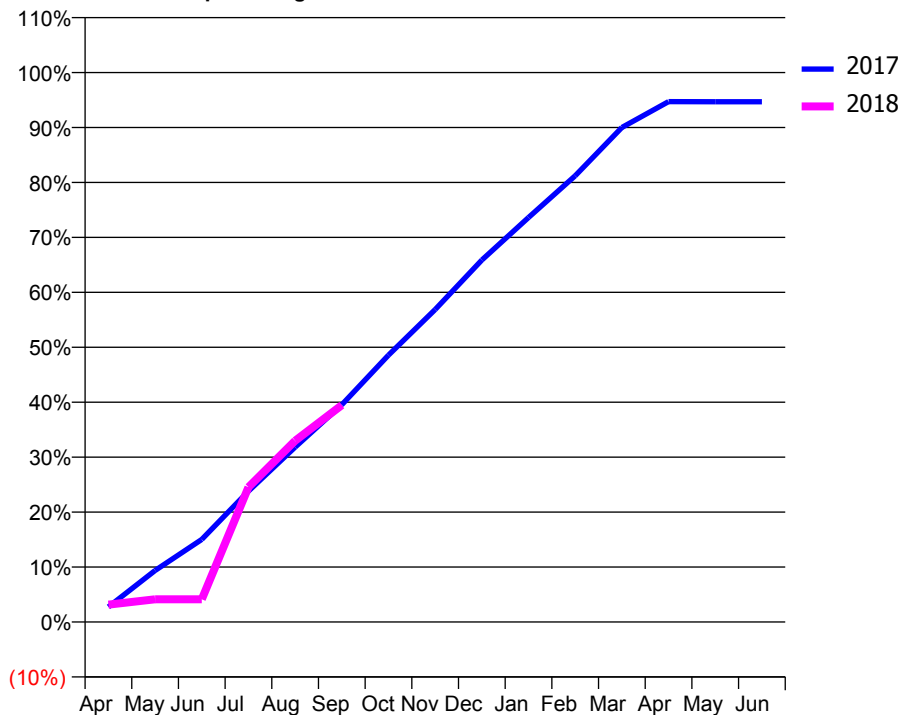
ACCESS*

Patients seen in 24 months	Total	Change since previous quarter
Quarter ending September 2016	6,609	
Quarter ending December 2016	6,711	→
Quarter ending March 2017	6,776	→
Quarter ending June 2017	6,493	↓
Quarter ending September 2017	6,838	↑
Variance since September 2016	3.5%	↑



ACTIVITY

Cumulative percentage of contracted UDA delivered 2017 & 2018



Adjusted Scheduled Activity (UDA)

Month	2017	2018
April	716	821
May	2,435	1,072
June	3,907	1,072
July	6,187	6,373
August	8,267	8,572
September	10,272	10,251
October	12,614	
November	14,771	
December	17,106	
January	19,117	
February	21,093	
March	23,372	
April	24,598	
May	24,588	
June	24,588	

QUALITY

	Quantity	Base Number	Contract	AT	Region	England
% of FP17s for the same patient ID Re-attending within 3 months - Children	87	1,041	8.4%	10.7%	12.8%	11.9%
% of FP17s for the same patient ID Re-attending within 3 months - Adults	581	3,470	16.7%	14.4%	16.5%	15.9%
% of FP17s for the same patient ID Re-attending between 3 & 9 months - Children	497	1,041	47.7%	57.8%	59.7%	58.1%
% of FP17s for the same patient ID Re-attending between 3 & 9 months - Adults	1,735	3,470	50.0%	52.8%	53.0%	50.6%
% of FP17s for Band 1 Urgent Courses	361	4,117	8.8%	8.2%	9.2%	9.1%
% of FP17s Relating to Free Repair or Replacements	83	4,117	2.0%	1.2%	1.0%	0.8%
% of FP17s Relating to Continuations	55	4,117	1.3%	1.4%	1.2%	1.1%
% of Patients satisfied with the dentistry they have received	18	19	94.7%	91.8%	91.6%	91.4%
% of Patients satisfied with the time they had to wait for an appointment	15	19	78.9%	88.1%	88.1%	87.7%

* This is based on patients treated on this contract for their most recent course of treatment. Figures in italics indicate the base number of FP17s or Patient Questionnaire responses are less than 100. N/A is shown where the base number of responses is less than 10 during the period. % is calculated as Quantity/Base number*100

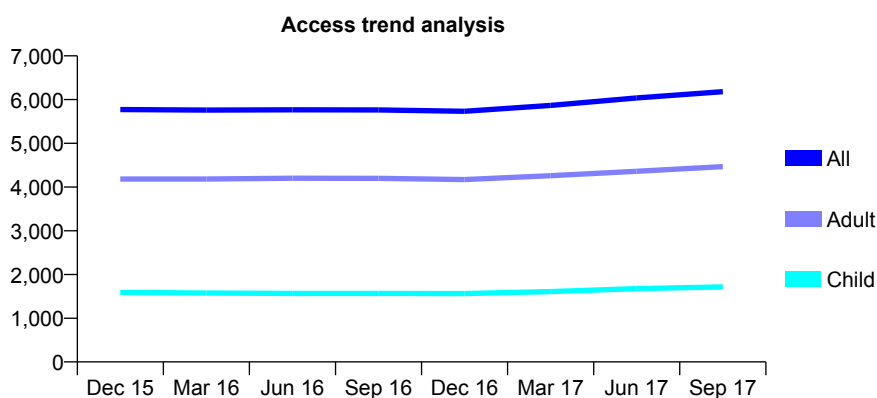
Q49 - Vital Signs At a Glance Contract Report for 101281/0069 - September 2017

Name or company name	OASIS DENTAL CARE LTD
Contract type name	Pilot Contract
Purpose of contract	General
Contract start date	01/04/2006
Contract end date	

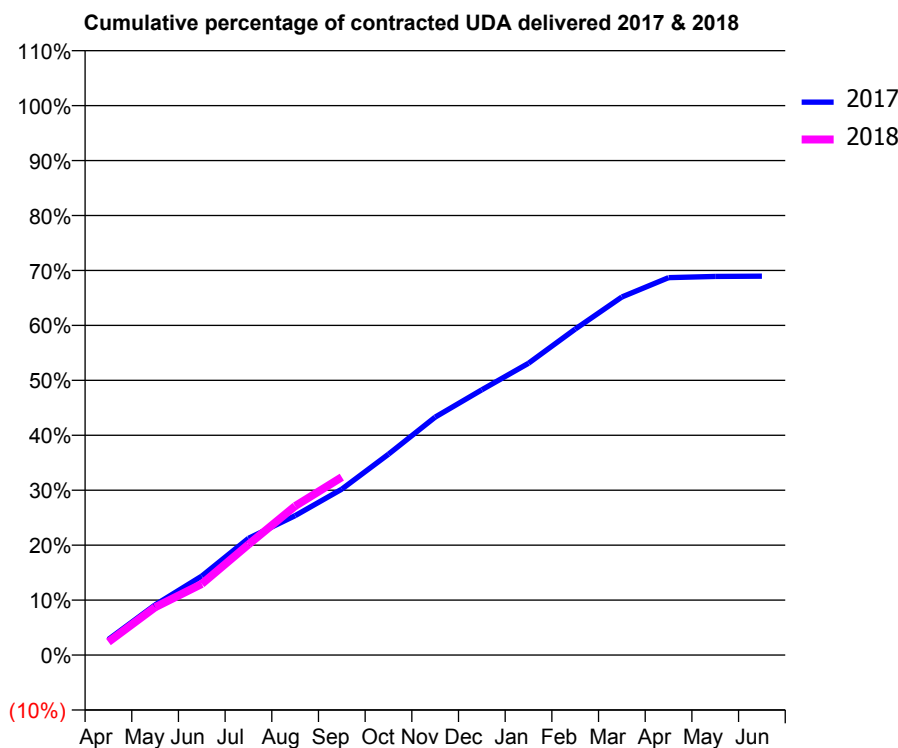
17/18 Contracted general activity (UDA)	23,665
Carry forward general activity (UDA)	0
17/18 Contracted orthodontic activity (UOA)	0
Carry forward orthodontic activity (UOA)	0
Baseline contract value	£619,627.54

ACCESS*

Patients seen in 24 months	Total	Change since previous quarter
Quarter ending September 2016	5,762	
Quarter ending December 2016	5,734	→
Quarter ending March 2017	5,866	↑
Quarter ending June 2017	6,037	↑
Quarter ending September 2017	6,182	↑
Variance since September 2016	7.3%	↑



ACTIVITY



Month	Adjusted Scheduled Activity (UDA)	
	2017	2018
April	677	567
May	2,159	2,058
June	3,404	3,065
July	5,028	4,765
August	6,006	6,420
September	7,147	7,663
October	8,652	
November	10,246	
December	11,428	
January	12,570	
February	14,039	
March	15,423	
April	16,255	
May	16,304	
June	16,318	

QUALITY

	Quantity	Base Number	Contract	AT	Region	England
% of FP17s for the same patient ID Re-attending within 3 months - Children	38	1,151	3.3%	10.7%	12.8%	11.9%
% of FP17s for the same patient ID Re-attending within 3 months - Adults	180	2,484	7.2%	14.4%	16.5%	15.9%
% of FP17s for the same patient ID Re-attending between 3 & 9 months - Children	577	1,151	50.1%	57.8%	59.7%	58.1%
% of FP17s for the same patient ID Re-attending between 3 & 9 months - Adults	1,054	2,484	42.4%	52.8%	53.0%	50.6%
% of FP17s for Band 1 Urgent Courses	37	3,284	1.1%	8.2%	9.2%	9.1%
% of FP17s Relating to Free Repair or Replacements	46	3,284	1.4%	1.2%	1.0%	0.8%
% of FP17s Relating to Continuations	40	3,284	1.2%	1.4%	1.2%	1.1%
% of Patients satisfied with the dentistry they have received	5	5	N/A	91.8%	91.6%	91.4%
% of Patients satisfied with the time they had to wait for an appointment	4	5	N/A	88.1%	88.1%	87.7%

* This is based on patients treated on this contract for their most recent course of treatment. Figures in italics indicate the base number of FP17s or Patient Questionnaire responses are less than 100. N/A is shown where the base number of responses is less than 10 during the period. % is calculated as Quantity/Base number*100

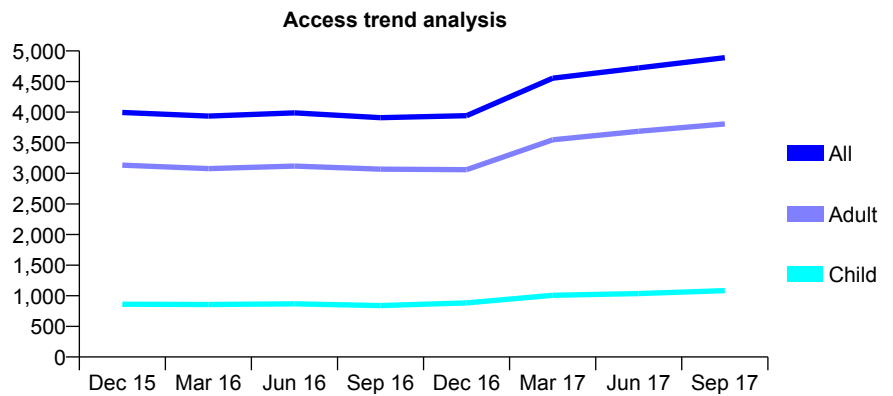
Q49 - Vital Signs At a Glance Contract Report for 101281/0202 - September 2017

Name or company name	OASIS DENTAL CARE LTD
Contract type name	GDS Contract
Purpose of contract	General
Contract start date	18/05/2009
Contract end date	

17/18 Contracted general activity (UDA)	14,000
Carry forward general activity (UDA)	0
17/18 Contracted orthodontic activity (UOA)	0
Carry forward orthodontic activity (UOA)	0
Baseline contract value	£318,906.74

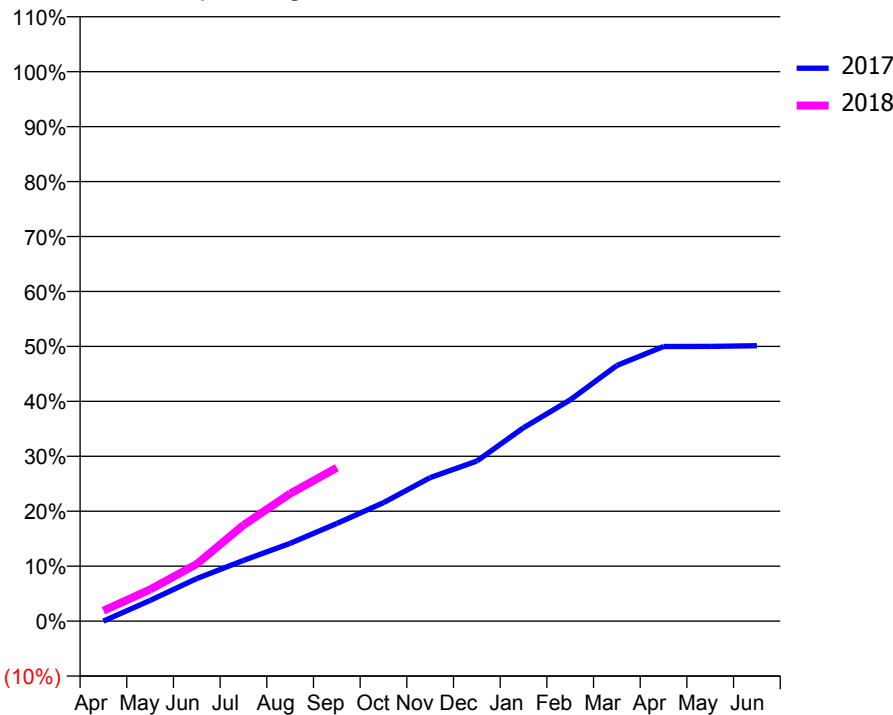
ACCESS*

Patients seen in 24 months	Total	Change since previous quarter
Quarter ending September 2016	3,909	
Quarter ending December 2016	3,942	→
Quarter ending March 2017	4,555	↑
Quarter ending June 2017	4,723	↑
Quarter ending September 2017	4,890	↑
Variance since September 2016	25.1%	↑



ACTIVITY

Cumulative percentage of contracted UDA delivered 2017 & 2018



Month	Adjusted Scheduled Activity (UDA)	
	2017	2018
April	3	266
May	527	808
June	1,084	1,456
July	1,548	2,447
August	1,982	3,251
September	2,488	3,910
October	3,019	
November	3,657	
December	4,077	
January	4,928	
February	5,637	
March	6,515	
April	6,998	
May	6,999	
June	7,016	

QUALITY

	Quantity	Base Number	Contract	AT	Region	England
% of FP17s for the same patient ID Re-attending within 3 months - Children	27	572	4.7%	10.7%	12.8%	11.9%
% of FP17s for the same patient ID Re-attending within 3 months - Adults	213	1,992	10.7%	14.4%	16.5%	15.9%
% of FP17s for the same patient ID Re-attending between 3 & 9 months - Children	120	572	21.0%	57.8%	59.7%	58.1%
% of FP17s for the same patient ID Re-attending between 3 & 9 months - Adults	412	1,992	20.7%	52.8%	53.0%	50.6%
% of FP17s for Band 1 Urgent Courses	333	2,226	15.0%	8.2%	9.2%	9.1%
% of FP17s Relating to Free Repair or Replacements	13	2,226	0.6%	1.2%	1.0%	0.8%
% of FP17s Relating to Continuations	28	2,226	1.3%	1.4%	1.2%	1.1%
% of Patients satisfied with the dentistry they have received	4	4	N/A	91.8%	91.6%	91.4%
% of Patients satisfied with the time they had to wait for an appointment	3	4	N/A	88.1%	88.1%	87.7%

* This is based on patients treated on this contract for their most recent course of treatment. Figures in italics indicate the base number of FP17s or Patient Questionnaire responses are less than 100. N/A is shown where the base number of responses is less than 10 during the period. % is calculated as Quantity/Base number*100

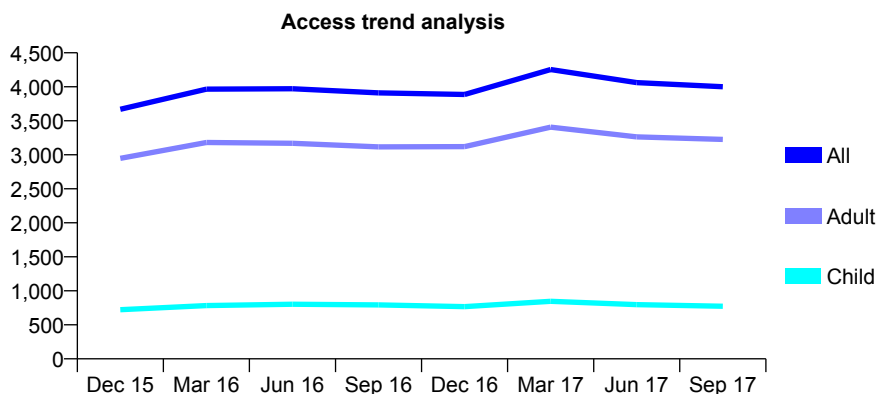
Q49 - Vital Signs At a Glance Contract Report for 101281/0203 - September 2017

Name or company name	OASIS DENTAL CARE LTD
Contract type name	GDS Contract
Purpose of contract	General
Contract start date	18/05/2009
Contract end date	

17/18 Contracted general activity (UDA)	14,000
Carry forward general activity (UDA)	0
17/18 Contracted orthodontic activity (UOA)	0
Carry forward orthodontic activity (UOA)	0
Baseline contract value	£318,906.74

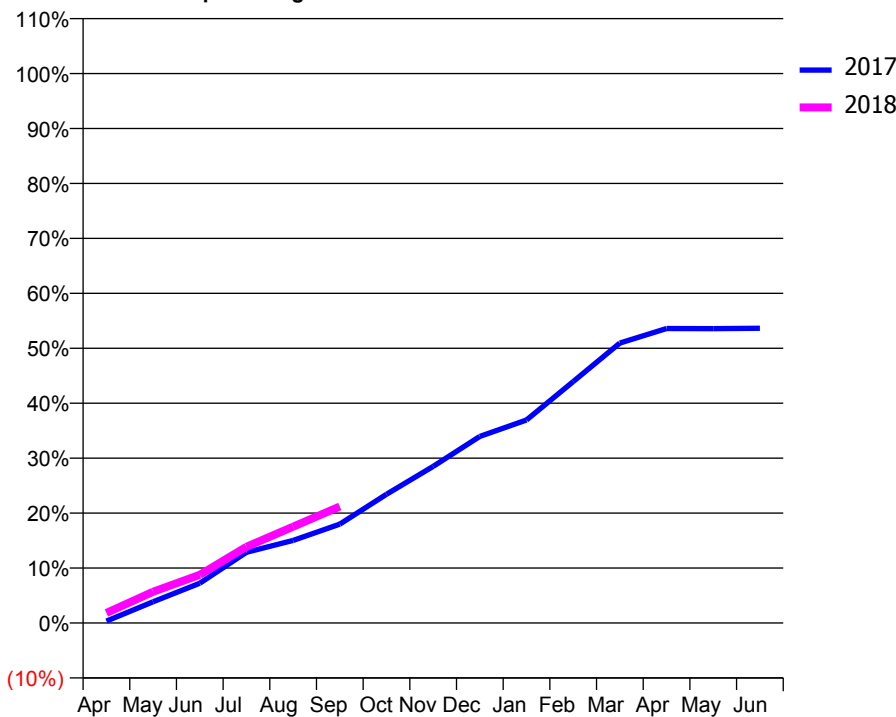
ACCESS*

Patients seen in 24 months	Total	Change since previous quarter
Quarter ending September 2016	3,910	
Quarter ending December 2016	3,887	→
Quarter ending March 2017	4,253	↑
Quarter ending June 2017	4,061	↓
Quarter ending September 2017	4,000	↓
Variance since September 2016	2.3%	↑



ACTIVITY

Cumulative percentage of contracted UDA delivered 2017 & 2018



Month	Adjusted Scheduled Activity (UDA)	
	2017	2018
April	49	257
May	540	797
June	1,013	1,227
July	1,801	1,943
August	2,105	2,456
September	2,518	2,968
October	3,279	
November	3,991	
December	4,755	
January	5,171	
February	6,153	
March	7,133	
April	7,503	
May	7,498	
June	7,510	

QUALITY

	Quantity	Base Number	Contract	AT	Region	England
% of FP17s for the same patient ID Re-attending within 3 months - Children	33	372	8.9%	10.7%	12.8%	11.9%
% of FP17s for the same patient ID Re-attending within 3 months - Adults	202	1,366	14.8%	14.4%	16.5%	15.9%
% of FP17s for the same patient ID Re-attending between 3 & 9 months - Children	69	372	18.5%	57.8%	59.7%	58.1%
% of FP17s for the same patient ID Re-attending between 3 & 9 months - Adults	335	1,366	24.5%	52.8%	53.0%	50.6%
% of FP17s for Band 1 Urgent Courses	282	1,549	18.2%	8.2%	9.2%	9.1%
% of FP17s Relating to Free Repair or Replacements	13	1,549	0.8%	1.2%	1.0%	0.8%
% of FP17s Relating to Continuations	32	1,549	2.1%	1.4%	1.2%	1.1%
% of Patients satisfied with the dentistry they have received	4	4	N/A	91.8%	91.6%	91.4%
% of Patients satisfied with the time they had to wait for an appointment	0	4	N/A	88.1%	88.1%	87.7%

* This is based on patients treated on this contract for their most recent course of treatment. Figures in italics indicate the base number of FP17s or Patient Questionnaire responses are less than 100. N/A is shown where the base number of responses is less than 10 during the period. % is calculated as Quantity/Base number*100

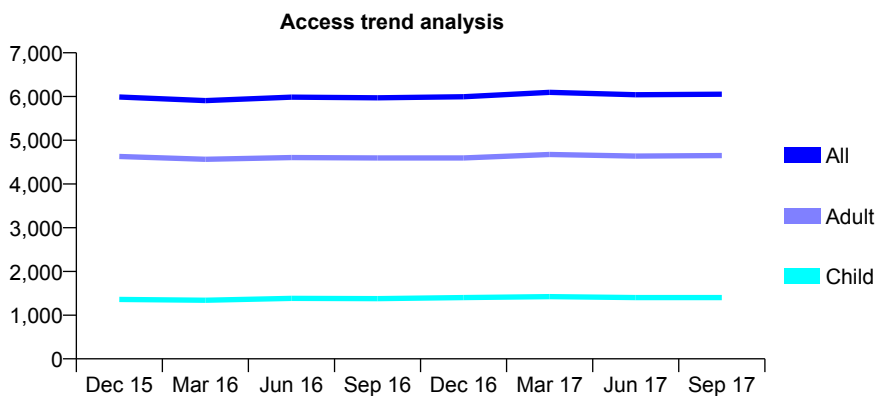
Q49 - Vital Signs At a Glance Contract Report for 101281/0204 - September 2017

Name or company name	OASIS DENTAL CARE LTD
Contract type name	GDS Contract
Purpose of contract	General
Contract start date	08/07/2009
Contract end date	

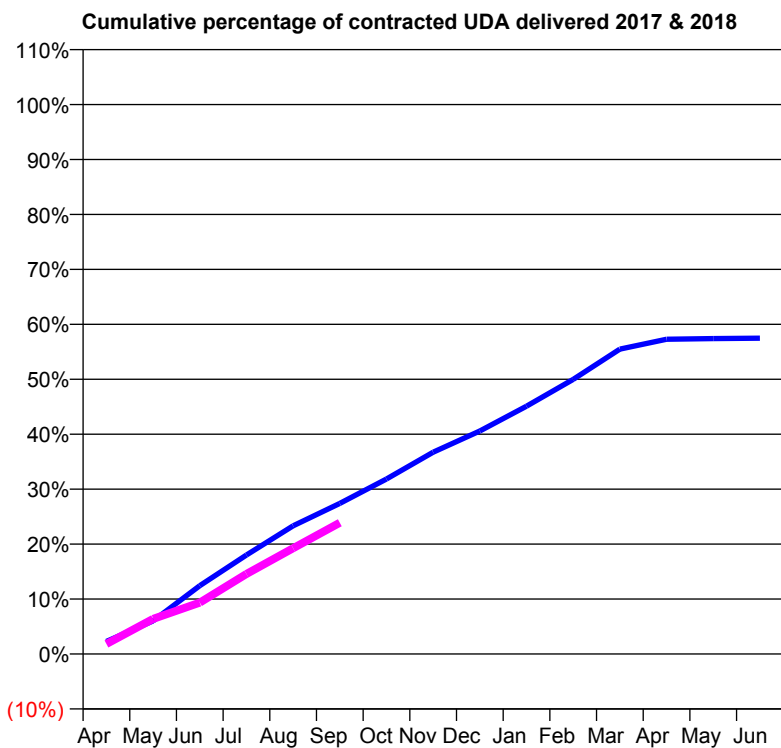
17/18 Contracted general activity (UDA)	21,000
Carry forward general activity (UDA)	0
17/18 Contracted orthodontic activity (UOA)	0
Carry forward orthodontic activity (UOA)	0
Baseline contract value	£474,093.27

ACCESS*

Patients seen in 24 months	Total	Change since previous quarter
Quarter ending September 2016	5,971	
Quarter ending December 2016	5,994	→
Quarter ending March 2017	6,095	→
Quarter ending June 2017	6,040	→
Quarter ending September 2017	6,053	→
Variance since September 2016	1.4%	→



ACTIVITY



Month	Adjusted Scheduled Activity (UDA)	
	2017	2018
April	480	386
May	1,265	1,344
June	2,612	1,965
July	3,785	3,062
August	4,900	4,041
September	5,754	5,018
October	6,691	
November	7,711	
December	8,522	
January	9,473	
February	10,496	
March	11,651	
April	12,028	
May	12,056	
June	12,069	

QUALITY

	Quantity	Base Number	Contract	AT	Region	England
% of FP17s for the same patient ID Re-attending within 3 months - Children	38	705	5.4%	10.7%	12.8%	11.9%
% of FP17s for the same patient ID Re-attending within 3 months - Adults	313	2,343	13.4%	14.4%	16.5%	15.9%
% of FP17s for the same patient ID Re-attending between 3 & 9 months - Children	208	705	29.5%	57.8%	59.7%	58.1%
% of FP17s for the same patient ID Re-attending between 3 & 9 months - Adults	616	2,343	26.3%	52.8%	53.0%	50.6%
% of FP17s for Band 1 Urgent Courses	330	2,787	11.8%	8.2%	9.2%	9.1%
% of FP17s Relating to Free Repair or Replacements	20	2,787	0.7%	1.2%	1.0%	0.8%
% of FP17s Relating to Continuations	53	2,787	1.9%	1.4%	1.2%	1.1%
% of Patients satisfied with the dentistry they have received	6	6	N/A	91.8%	91.6%	91.4%
% of Patients satisfied with the time they had to wait for an appointment	5	6	N/A	88.1%	88.1%	87.7%

* This is based on patients treated on this contract for their most recent course of treatment. Figures in italics indicate the base number of FP17s or Patient Questionnaire responses are less than 100. N/A is shown where the base number of responses is less than 10 during the period. % is calculated as Quantity/Base number*100

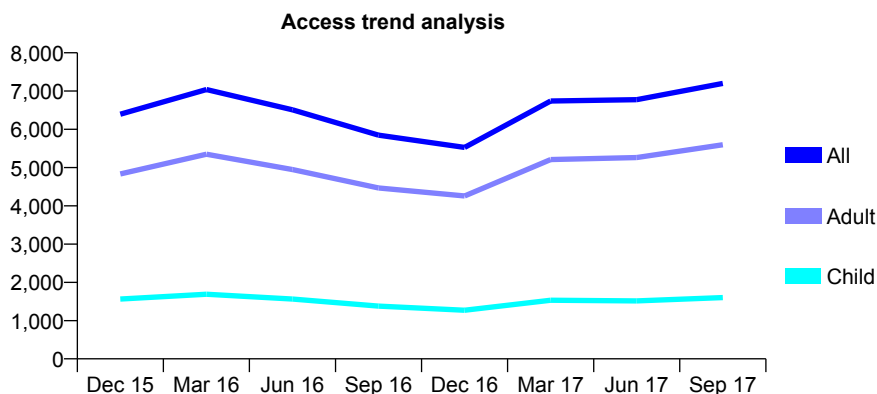
Q49 - Vital Signs At a Glance Contract Report for 101281/0205 - September 2017

Name or company name	OASIS DENTAL CARE LTD
Contract type name	GDS Contract
Purpose of contract	General
Contract start date	04/08/2009
Contract end date	

17/18 Contracted general activity (UDA)	28,000
Carry forward general activity (UDA)	0
17/18 Contracted orthodontic activity (UOA)	0
Carry forward orthodontic activity (UOA)	0
Baseline contract value	£637,813.46

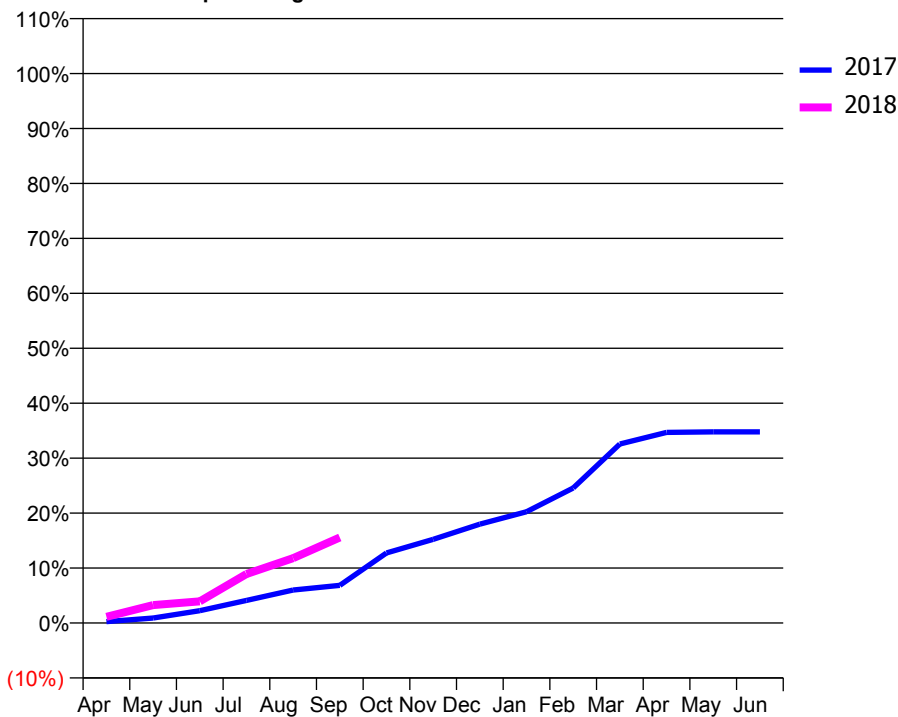
ACCESS*

Patients seen in 24 months	Total	Change since previous quarter
Quarter ending September 2016	5,847	
Quarter ending December 2016	5,526	↓
Quarter ending March 2017	6,741	↑
Quarter ending June 2017	6,775	→
Quarter ending September 2017	7,199	↑
Variance since September 2016	23.1%	↑



ACTIVITY

Cumulative percentage of contracted UDA delivered 2017 & 2018



Month	Adjusted Scheduled Activity (UDA)	
	2017	2018
April	72	314
May	252	916
June	629	1,104
July	1,150	2,496
August	1,683	3,305
September	1,919	4,361
October	3,569	
November	4,263	
December	5,039	
January	5,672	
February	6,878	
March	9,122	
April	9,711	
May	9,737	
June	9,742	

QUALITY

	Quantity	Base Number	Contract	AT	Region	England
% of FP17s for the same patient ID Re-attending within 3 months - Children	24	657	3.7%	10.7%	12.8%	11.9%
% of FP17s for the same patient ID Re-attending within 3 months - Adults	214	2,293	9.3%	14.4%	16.5%	15.9%
% of FP17s for the same patient ID Re-attending between 3 & 9 months - Children	143	657	21.8%	57.8%	59.7%	58.1%
% of FP17s for the same patient ID Re-attending between 3 & 9 months - Adults	554	2,293	24.2%	52.8%	53.0%	50.6%
% of FP17s for Band 1 Urgent Courses	453	2,546	17.8%	8.2%	9.2%	9.1%
% of FP17s Relating to Free Repair or Replacements	23	2,546	0.9%	1.2%	1.0%	0.8%
% of FP17s Relating to Continuations	6	2,546	0.2%	1.4%	1.2%	1.1%
% of Patients satisfied with the dentistry they have received	6	7	N/A	91.8%	91.6%	91.4%
% of Patients satisfied with the time they had to wait for an appointment	2	7	N/A	88.1%	88.1%	87.7%

* This is based on patients treated on this contract for their most recent course of treatment. Figures in italics indicate the base number of FP17s or Patient Questionnaire responses are less than 100. N/A is shown where the base number of responses is less than 10 during the period. % is calculated as Quantity/Base number*100

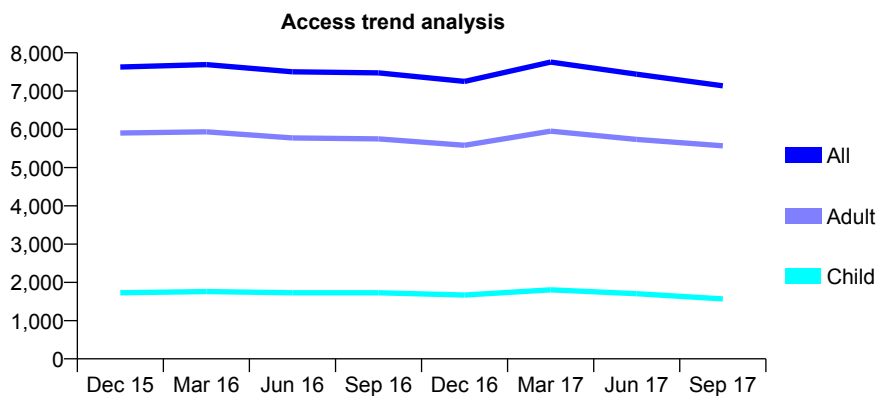
Q49 - Vital Signs At a Glance Contract Report for 101281/0206 - September 2017

Name or company name	OASIS DENTAL CARE LTD
Contract type name	GDS Contract
Purpose of contract	General
Contract start date	16/07/2009
Contract end date	

17/18 Contracted general activity (UDA)	28,000
Carry forward general activity (UDA)	0
17/18 Contracted orthodontic activity (UOA)	0
Carry forward orthodontic activity (UOA)	0
Baseline contract value	£637,813.46

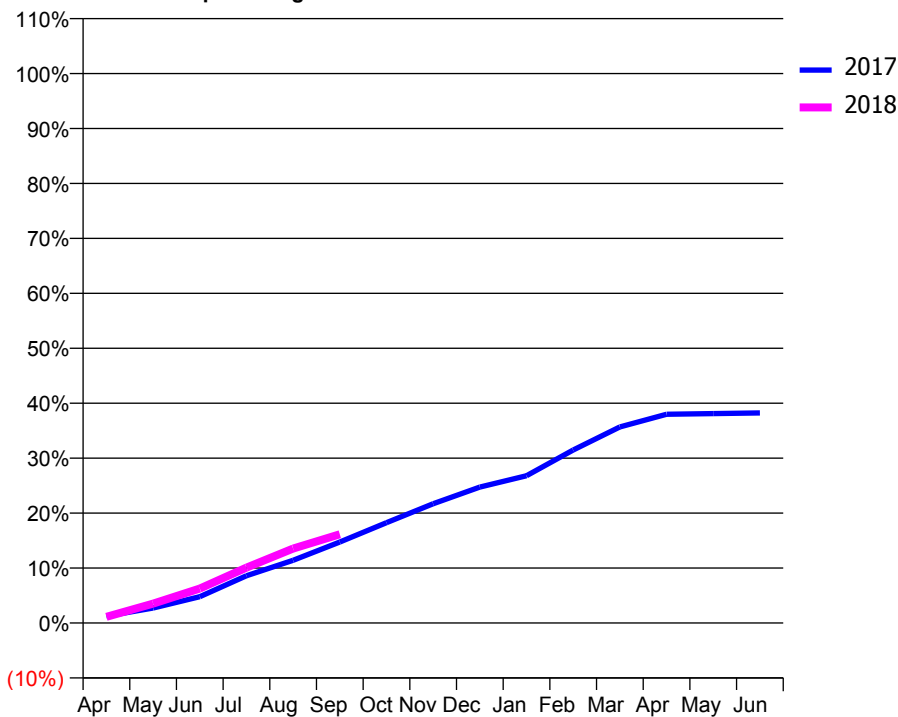
ACCESS*

Patients seen in 24 months	Total	Change since previous quarter
Quarter ending September 2016	7,477	
Quarter ending December 2016	7,253	↓
Quarter ending March 2017	7,758	↑
Quarter ending June 2017	7,439	↓
Quarter ending September 2017	7,138	↓
Variance since September 2016	(4.5%)	↓



ACTIVITY

Cumulative percentage of contracted UDA delivered 2017 & 2018



Month	Adjusted Scheduled Activity (UDA)	
	2017	2018
April	347	313
May	763	991
June	1,339	1,759
July	2,409	2,821
August	3,199	3,798
September	4,127	4,522
October	5,114	
November	6,079	
December	6,928	
January	7,506	
February	8,818	
March	9,989	
April	10,637	
May	10,671	
June	10,704	

QUALITY

	Quantity	Base Number	Contract	AT	Region	England
% of FP17s for the same patient ID Re-attending within 3 months - Children	20	546	3.7%	10.7%	12.8%	11.9%
% of FP17s for the same patient ID Re-attending within 3 months - Adults	270	2,159	12.5%	14.4%	16.5%	15.9%
% of FP17s for the same patient ID Re-attending between 3 & 9 months - Children	115	546	21.1%	57.8%	59.7%	58.1%
% of FP17s for the same patient ID Re-attending between 3 & 9 months - Adults	465	2,159	21.5%	52.8%	53.0%	50.6%
% of FP17s for Band 1 Urgent Courses	387	2,289	16.9%	8.2%	9.2%	9.1%
% of FP17s Relating to Free Repair or Replacements	29	2,289	1.3%	1.2%	1.0%	0.8%
% of FP17s Relating to Continuations	36	2,289	1.6%	1.4%	1.2%	1.1%
% of Patients satisfied with the dentistry they have received	6	6	N/A	91.8%	91.6%	91.4%
% of Patients satisfied with the time they had to wait for an appointment	3	6	N/A	88.1%	88.1%	87.7%

* This is based on patients treated on this contract for their most recent course of treatment. Figures in italics indicate the base number of FP17s or Patient Questionnaire responses are less than 100. N/A is shown where the base number of responses is less than 10 during the period. % is calculated as Quantity/Base number*100

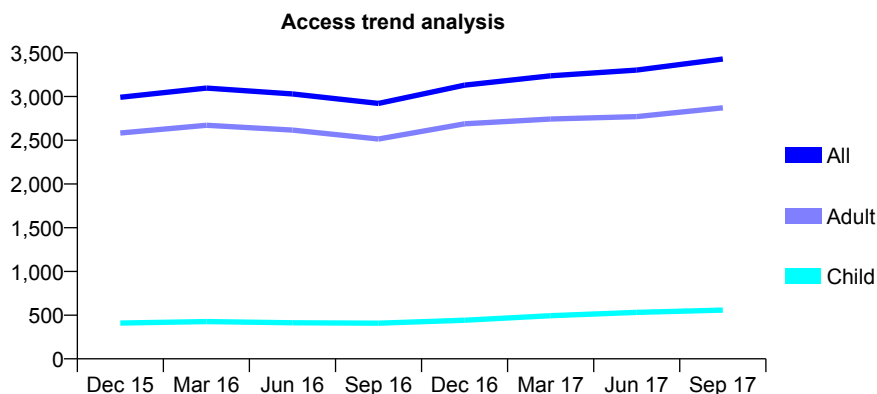
Q49 - Vital Signs At a Glance Contract Report for 101281/0222 - September 2017

Name or company name	OASIS DENTAL CARE LTD
Contract type name	PDS Plus Contract
Purpose of contract	General
Contract start date	18/08/2010
Contract end date	31/03/2020

17/18 Contracted general activity (UDA)	14,000
Carry forward general activity (UDA)	0
17/18 Contracted orthodontic activity (UOA)	0
Carry forward orthodontic activity (UOA)	0
Baseline contract value	£175,664.98

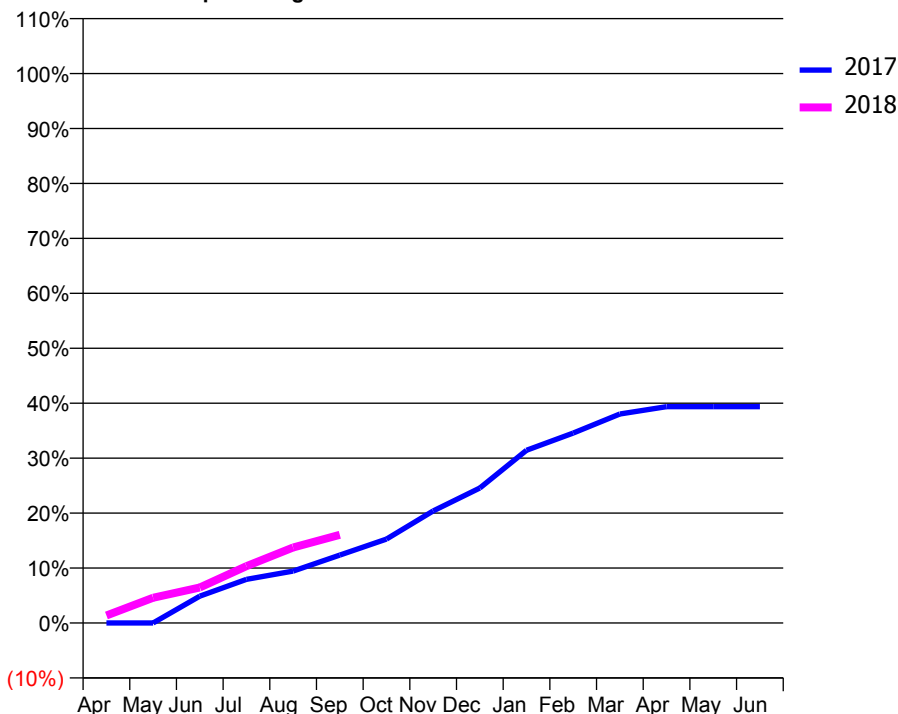
ACCESS*

Patients seen in 24 months	Total	Change since previous quarter
Quarter ending September 2016	2,922	
Quarter ending December 2016	3,130	↑
Quarter ending March 2017	3,237	↑
Quarter ending June 2017	3,302	↑
Quarter ending September 2017	3,429	↑
Variance since September 2016	17.4%	↑



ACTIVITY

Cumulative percentage of contracted UDA delivered 2017 & 2018



Month	Adjusted Scheduled Activity (UDA)	
	2017	2018
April	0	192
May	0	644
June	684	904
July	1,111	1,447
August	1,323	1,926
September	1,730	2,246
October	2,137	
November	2,855	
December	3,441	
January	4,402	
February	4,839	
March	5,324	
April	5,512	
May	5,513	
June	5,514	

QUALITY

	Quantity	Base Number	Contract	AT	Region	England
% of FP17s for the same patient ID Re-attending within 3 months - Children	10	268	3.7%	10.7%	12.8%	11.9%
% of FP17s for the same patient ID Re-attending within 3 months - Adults	133	1,328	10.0%	14.4%	16.5%	15.9%
% of FP17s for the same patient ID Re-attending between 3 & 9 months - Children	50	268	18.7%	57.8%	59.7%	58.1%
% of FP17s for the same patient ID Re-attending between 3 & 9 months - Adults	302	1,328	22.7%	52.8%	53.0%	50.6%
% of FP17s for Band 1 Urgent Courses	264	1,467	18.0%	8.2%	9.2%	9.1%
% of FP17s Relating to Free Repair or Replacements	2	1,467	0.1%	1.2%	1.0%	0.8%
% of FP17s Relating to Continuations	1	1,467	0.1%	1.4%	1.2%	1.1%
% of Patients satisfied with the dentistry they have received	16	17	94.1%	91.8%	91.6%	91.4%
% of Patients satisfied with the time they had to wait for an appointment	10	17	58.8%	88.1%	88.1%	87.7%

* This is based on patients treated on this contract for their most recent course of treatment. Figures in italics indicate the base number of FP17s or Patient Questionnaire responses are less than 100. N/A is shown where the base number of responses is less than 10 during the period. % is calculated as Quantity/Base number*100

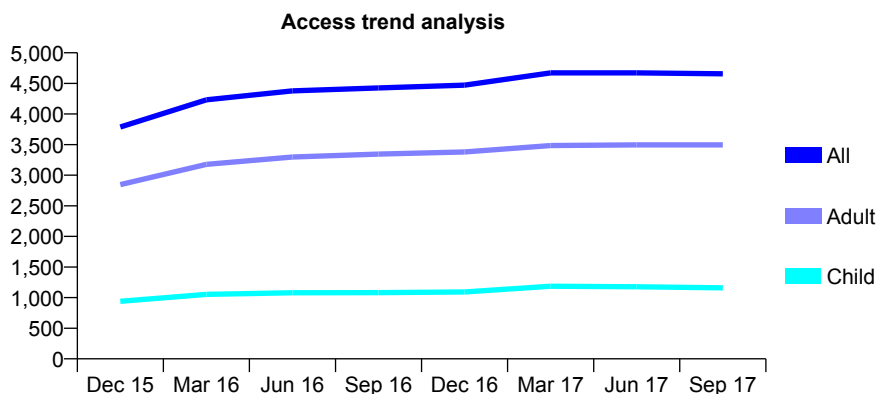
Q49 - Vital Signs At a Glance Contract Report for 101281/0223 - September 2017

Name or company name	OASIS DENTAL CARE LTD
Contract type name	PDS Plus Contract
Purpose of contract	General
Contract start date	01/09/2010
Contract end date	31/03/2020

17/18 Contracted general activity (UDA)	18,000
Carry forward general activity (UDA)	0
17/18 Contracted orthodontic activity (UOA)	0
Carry forward orthodontic activity (UOA)	0
Baseline contract value	£324,052.56

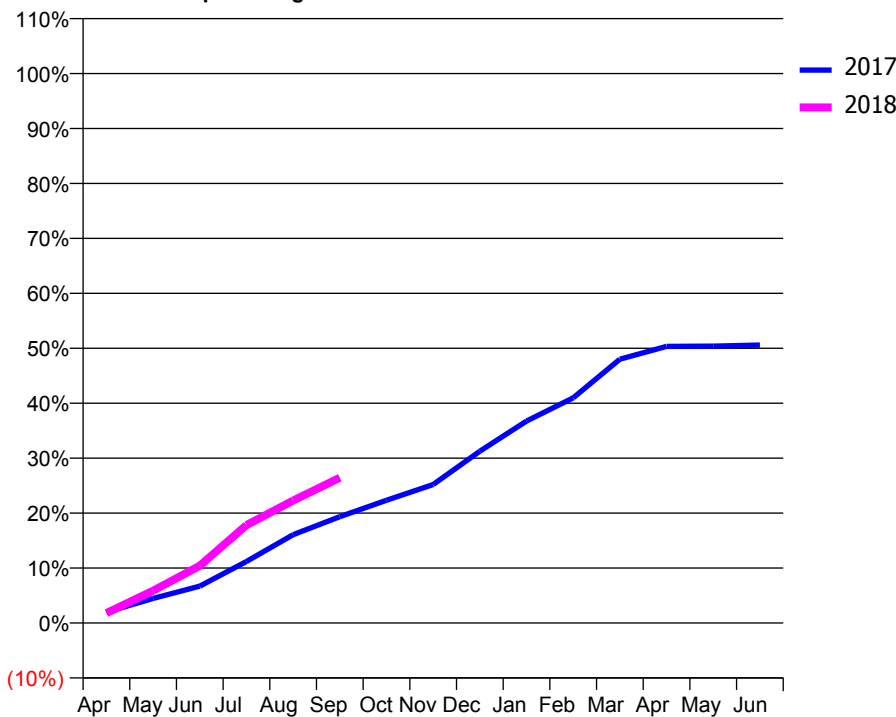
ACCESS*

Patients seen in 24 months	Total	Change since previous quarter
Quarter ending September 2016	4,426	
Quarter ending December 2016	4,472	→
Quarter ending March 2017	4,672	↑
Quarter ending June 2017	4,672	→
Quarter ending September 2017	4,656	→
Variance since September 2016	5.2%	↑



ACTIVITY

Cumulative percentage of contracted UDA delivered 2017 & 2018



Month	Adjusted Scheduled Activity (UDA)	
	2017	2018
April	355	324
May	807	1,061
June	1,208	1,876
July	2,017	3,208
August	2,892	4,011
September	3,483	4,760
October	4,021	
November	4,534	
December	5,630	
January	6,615	
February	7,374	
March	8,642	
April	9,062	
May	9,071	
June	9,106	

QUALITY

	Quantity	Base Number	Contract	AT	Region	England
% of FP17s for the same patient ID Re-attending within 3 months - Children	27	504	5.4%	10.7%	12.8%	11.9%
% of FP17s for the same patient ID Re-attending within 3 months - Adults	247	1,802	13.7%	14.4%	16.5%	15.9%
% of FP17s for the same patient ID Re-attending between 3 & 9 months - Children	143	504	28.4%	57.8%	59.7%	58.1%
% of FP17s for the same patient ID Re-attending between 3 & 9 months - Adults	688	1,802	38.2%	52.8%	53.0%	50.6%
% of FP17s for Band 1 Urgent Courses	236	2,069	11.4%	8.2%	9.2%	9.1%
% of FP17s Relating to Free Repair or Replacements	14	2,069	0.7%	1.2%	1.0%	0.8%
% of FP17s Relating to Continuations	25	2,069	1.2%	1.4%	1.2%	1.1%
% of Patients satisfied with the dentistry they have received	4	5	N/A	91.8%	91.6%	91.4%
% of Patients satisfied with the time they had to wait for an appointment	1	5	N/A	88.1%	88.1%	87.7%

* This is based on patients treated on this contract for their most recent course of treatment. Figures in italics indicate the base number of FP17s or Patient Questionnaire responses are less than 100. N/A is shown where the base number of responses is less than 10 during the period. % is calculated as Quantity/Base number*100

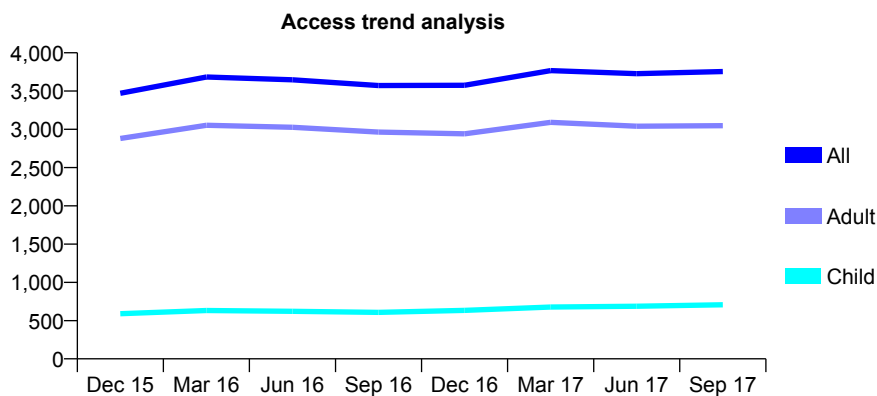
Q49 - Vital Signs At a Glance Contract Report for 101281/0224 - September 2017

Name or company name	OASIS DENTAL CARE LTD
Contract type name	PDS Plus Contract
Purpose of contract	General
Contract start date	18/08/2010
Contract end date	31/03/2020

17/18 Contracted general activity (UDA)	14,000
Carry forward general activity (UDA)	0
17/18 Contracted orthodontic activity (UOA)	0
Carry forward orthodontic activity (UOA)	0
Baseline contract value	£173,684.97

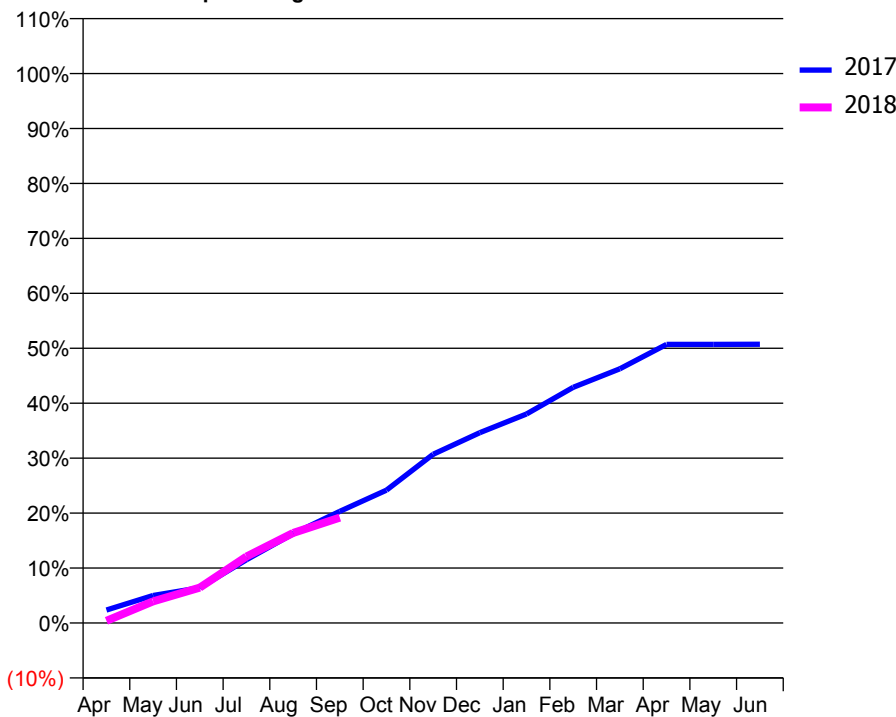
ACCESS*

Patients seen in 24 months	Total	Change since previous quarter
Quarter ending September 2016	3,572	
Quarter ending December 2016	3,575	→
Quarter ending March 2017	3,768	↑
Quarter ending June 2017	3,728	↓
Quarter ending September 2017	3,755	→
Variance since September 2016	5.1%	↑



ACTIVITY

Cumulative percentage of contracted UDA delivered 2017 & 2018



Month	Adjusted Scheduled Activity (UDA)	
	2017	2018
April	332	55
May	701	553
June	898	901
July	1,612	1,693
August	2,273	2,295
September	2,847	2,686
October	3,384	
November	4,300	
December	4,851	
January	5,327	
February	6,005	
March	6,479	
April	7,099	
May	7,099	
June	7,103	

QUALITY

	Quantity	Base Number	Contract	AT	Region	England
% of FP17s for the same patient ID Re-attending within 3 months - Children	37	513	7.2%	10.7%	12.8%	11.9%
% of FP17s for the same patient ID Re-attending within 3 months - Adults	205	1,350	15.2%	14.4%	16.5%	15.9%
% of FP17s for the same patient ID Re-attending between 3 & 9 months - Children	299	513	58.3%	57.8%	59.7%	58.1%
% of FP17s for the same patient ID Re-attending between 3 & 9 months - Adults	303	1,350	22.4%	52.8%	53.0%	50.6%
% of FP17s for Band 1 Urgent Courses	130	1,525	8.5%	8.2%	9.2%	9.1%
% of FP17s Relating to Free Repair or Replacements	11	1,525	0.7%	1.2%	1.0%	0.8%
% of FP17s Relating to Continuations	21	1,525	1.4%	1.4%	1.2%	1.1%
% of Patients satisfied with the dentistry they have received	2	2	N/A	91.8%	91.6%	91.4%
% of Patients satisfied with the time they had to wait for an appointment	1	2	N/A	88.1%	88.1%	87.7%

* This is based on patients treated on this contract for their most recent course of treatment. Figures in italics indicate the base number of FP17s or Patient Questionnaire responses are less than 100. N/A is shown where the base number of responses is less than 10 during the period. % is calculated as Quantity/Base number*100

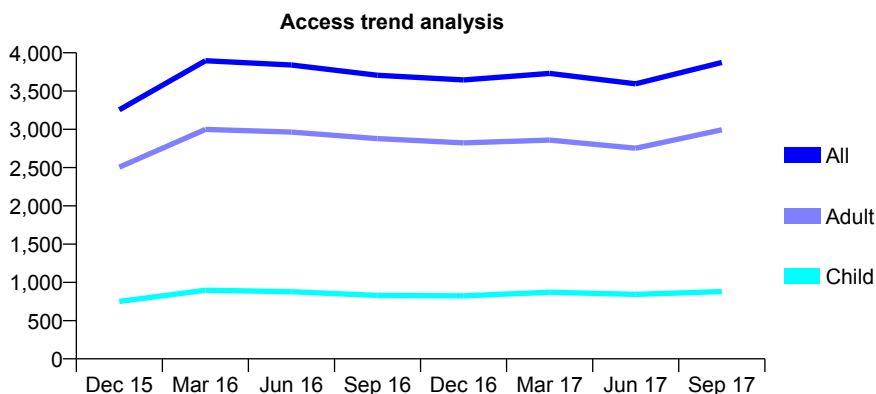
Q49 - Vital Signs At a Glance Contract Report for 101281/0227 - September 2017

Name or company name	OASIS DENTAL CARE LTD
Contract type name	PDS Plus Contract
Purpose of contract	General
Contract start date	04/10/2010
Contract end date	31/03/2020

17/18 Contracted general activity (UDA)	14,000
Carry forward general activity (UDA)	0
17/18 Contracted orthodontic activity (UOA)	0
Carry forward orthodontic activity (UOA)	0
Baseline contract value	£175,664.98

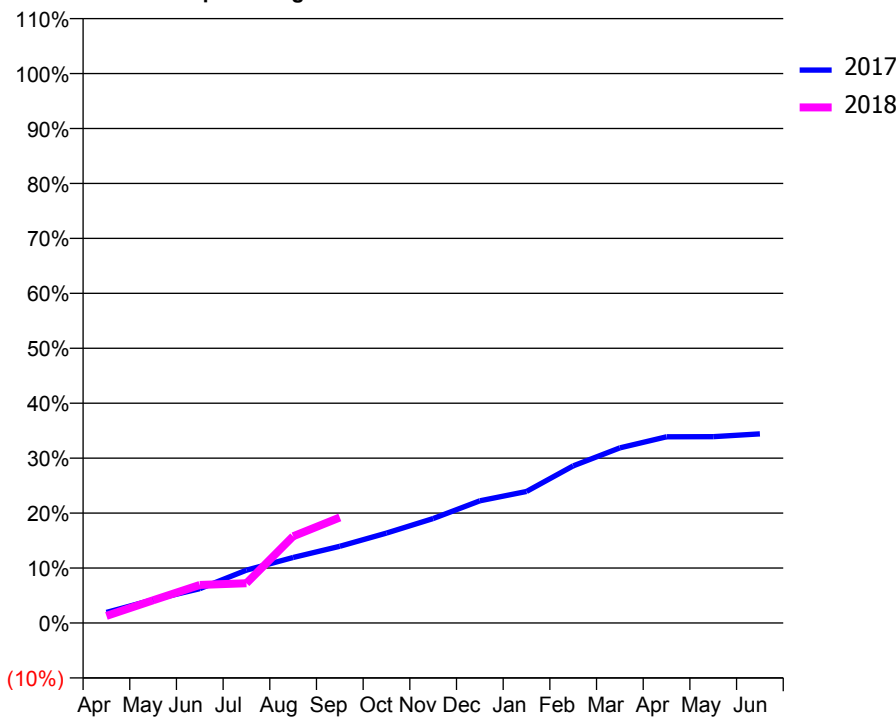
ACCESS*

Patients seen in 24 months	Total	Change since previous quarter
Quarter ending September 2016	3,707	
Quarter ending December 2016	3,646	↓
Quarter ending March 2017	3,731	↑
Quarter ending June 2017	3,595	↓
Quarter ending September 2017	3,874	↑
Variance since September 2016	4.5%	↑



ACTIVITY

Cumulative percentage of contracted UDA delivered 2017 & 2018



Month	Adjusted Scheduled Activity (UDA)	
	2017	2018
April	270	182
May	594	579
June	876	969
July	1,346	1,016
August	1,671	2,210
September	1,956	2,690
October	2,293	
November	2,663	
December	3,114	
January	3,353	
February	4,004	
March	4,462	
April	4,744	
May	4,747	
June	4,819	

QUALITY

	Quantity	Base Number	Contract	AT	Region	England
% of FP17s for the same patient ID Re-attending within 3 months - Children	28	420	6.7%	10.7%	12.8%	11.9%
% of FP17s for the same patient ID Re-attending within 3 months - Adults	220	1,481	14.9%	14.4%	16.5%	15.9%
% of FP17s for the same patient ID Re-attending between 3 & 9 months - Children	127	420	30.2%	57.8%	59.7%	58.1%
% of FP17s for the same patient ID Re-attending between 3 & 9 months - Adults	256	1,481	17.3%	52.8%	53.0%	50.6%
% of FP17s for Band 1 Urgent Courses	412	1,690	24.4%	8.2%	9.2%	9.1%
% of FP17s Relating to Free Repair or Replacements	9	1,690	0.5%	1.2%	1.0%	0.8%
% of FP17s Relating to Continuations	9	1,690	0.5%	1.4%	1.2%	1.1%
% of Patients satisfied with the dentistry they have received	0	0	N/A	91.8%	91.6%	91.4%
% of Patients satisfied with the time they had to wait for an appointment	0	0	N/A	88.1%	88.1%	87.7%

* This is based on patients treated on this contract for their most recent course of treatment. Figures in italics indicate the base number of FP17s or Patient Questionnaire responses are less than 100. N/A is shown where the base number of responses is less than 10 during the period. % is calculated as Quantity/Base number*100

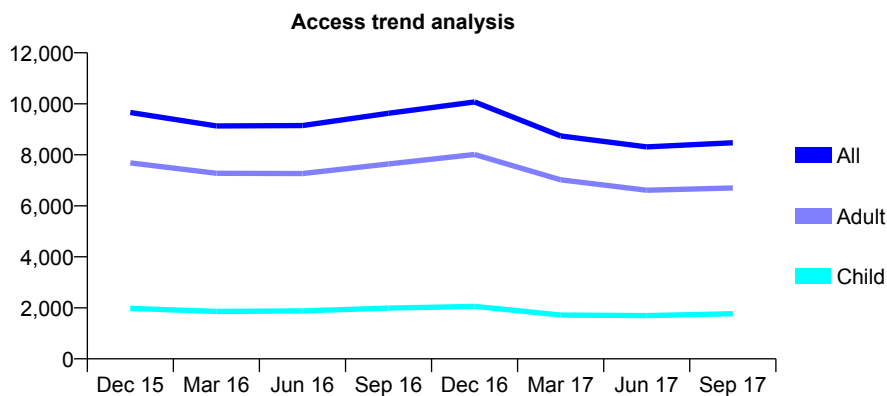
Q49 - Vital Signs At a Glance Contract Report for 101338/0046 - September 2017

Name or company name	Whitecross Dental Care Limited
Contract type name	GDS Contract
Purpose of contract	General
Contract start date	01/02/2007
Contract end date	

17/18 Contracted general activity (UDA)	25,452
Carry forward general activity (UDA)	248
17/18 Contracted orthodontic activity (UOA)	0
Carry forward orthodontic activity (UOA)	0
Baseline contract value	£608,720.69

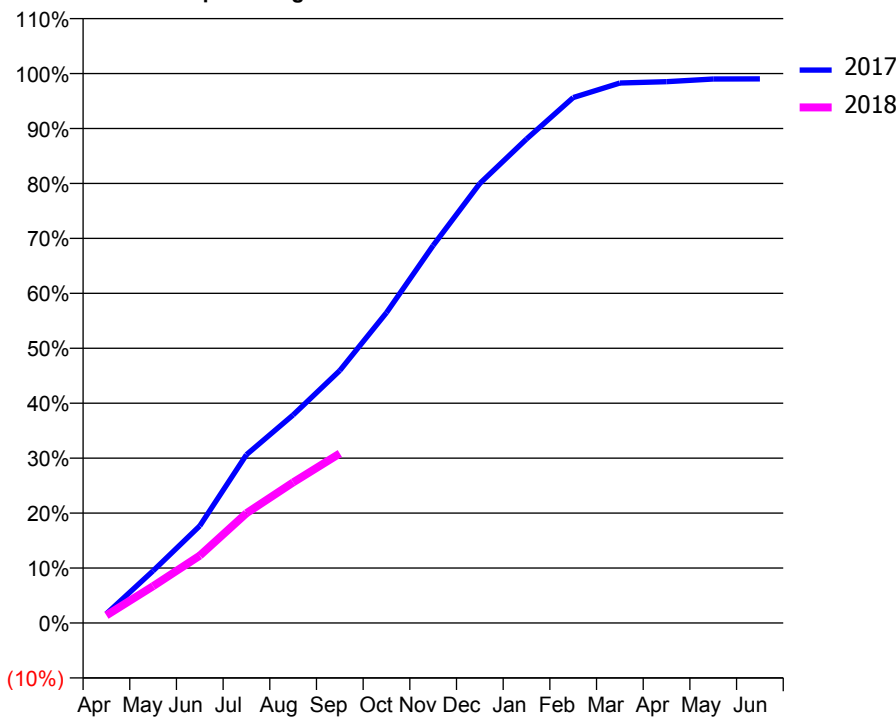
ACCESS*

Patients seen in 24 months	Total	Change since previous quarter
Quarter ending September 2016	9,631	
Quarter ending December 2016	10,074	↑
Quarter ending March 2017	8,740	↓
Quarter ending June 2017	8,309	↓
Quarter ending September 2017	8,472	→
Variance since September 2016	(12.0%)	↓



ACTIVITY

Cumulative percentage of contracted UDA delivered 2017 & 2018



Month	Adjusted Scheduled Activity (UDA)	
	2017	2018
April	427	354
May	2,417	1,709
June	4,498	3,121
July	7,797	5,085
August	9,637	6,513
September	11,697	7,855
October	14,374	
November	17,491	
December	20,358	
January	22,414	
February	24,340	
March	25,012	
April	25,072	
May	25,200	
June	25,204	

QUALITY

	Quantity	Base Number	Contract	AT	Region	England
% of FP17s for the same patient ID Re-attending within 3 months - Children	71	1,135	6.3%	10.7%	12.8%	11.9%
% of FP17s for the same patient ID Re-attending within 3 months - Adults	315	3,389	9.3%	14.4%	16.5%	15.9%
% of FP17s for the same patient ID Re-attending between 3 & 9 months - Children	537	1,135	47.3%	57.8%	59.7%	58.1%
% of FP17s for the same patient ID Re-attending between 3 & 9 months - Adults	1,529	3,389	45.1%	52.8%	53.0%	50.6%
% of FP17s for Band 1 Urgent Courses	619	4,488	13.8%	8.2%	9.2%	9.1%
% of FP17s Relating to Free Repair or Replacements	16	4,488	0.4%	1.2%	1.0%	0.8%
% of FP17s Relating to Continuations	30	4,488	0.7%	1.4%	1.2%	1.1%
% of Patients satisfied with the dentistry they have received	23	26	88.5%	91.8%	91.6%	91.4%
% of Patients satisfied with the time they had to wait for an appointment	21	26	80.8%	88.1%	88.1%	87.7%

* This is based on patients treated on this contract for their most recent course of treatment. Figures in italics indicate the base number of FP17s or Patient Questionnaire responses are less than 100. N/A is shown where the base number of responses is less than 10 during the period. % is calculated as Quantity/Base number*100

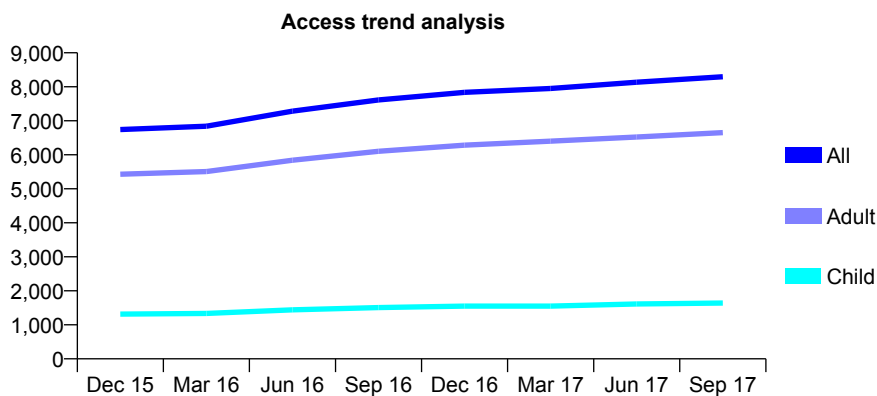
Q49 - Vital Signs At a Glance Contract Report for 101338/0071 - September 2017

Name or company name	Whitecross Dental Care Limited
Contract type name	Pilot Contract
Purpose of contract	General
Contract start date	01/12/2008
Contract end date	

17/18 Contracted general activity (UDA)	24,295
Carry forward general activity (UDA)	0
17/18 Contracted orthodontic activity (UOA)	0
Carry forward orthodontic activity (UOA)	0
Baseline contract value	£785,683.94

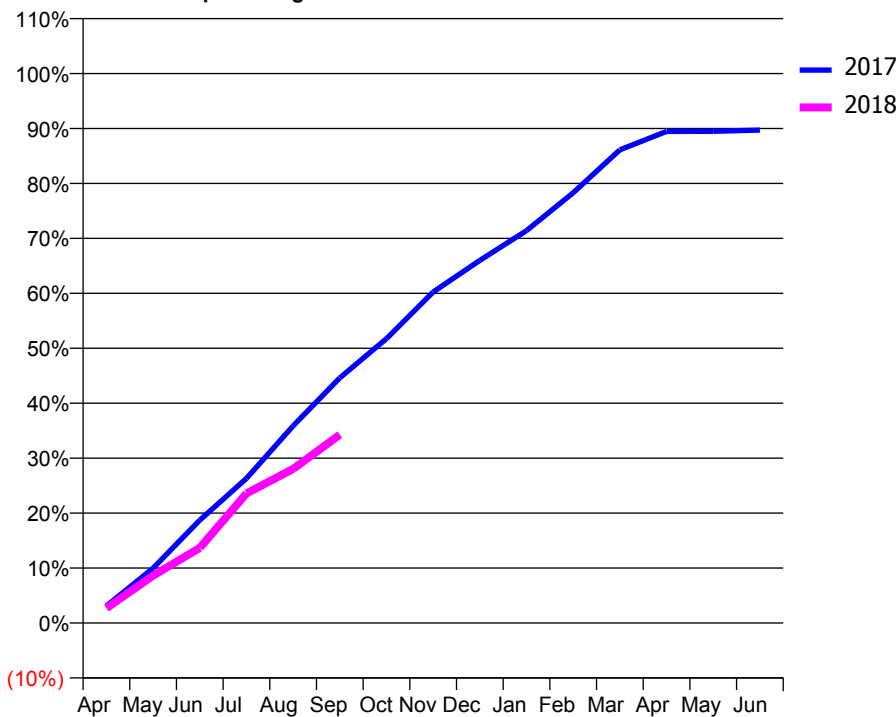
ACCESS*

Patients seen in 24 months	Total	Change since previous quarter
Quarter ending September 2016	7,612	
Quarter ending December 2016	7,837	↑
Quarter ending March 2017	7,952	→
Quarter ending June 2017	8,137	↑
Quarter ending September 2017	8,295	→
Variance since September 2016	9.0%	↑



ACTIVITY

Cumulative percentage of contracted UDA delivered 2017 & 2018



Month	Adjusted Scheduled Activity (UDA)	
	2017	2018
April	759	658
May	2,423	2,097
June	4,551	3,324
July	6,392	5,728
August	8,718	6,812
September	10,838	8,328
October	12,570	
November	14,637	
December	16,031	
January	17,350	
February	19,022	
March	20,923	
April	21,733	
May	21,738	
June	21,796	

QUALITY

	Quantity	Base Number	Contract	AT	Region	England
% of FP17s for the same patient ID Re-attending within 3 months - Children	46	992	4.6%	10.7%	12.8%	11.9%
% of FP17s for the same patient ID Re-attending within 3 months - Adults	343	3,805	9.0%	14.4%	16.5%	15.9%
% of FP17s for the same patient ID Re-attending between 3 & 9 months - Children	494	992	49.8%	57.8%	59.7%	58.1%
% of FP17s for the same patient ID Re-attending between 3 & 9 months - Adults	1,822	3,805	47.9%	52.8%	53.0%	50.6%
% of FP17s for Band 1 Urgent Courses	254	4,457	5.7%	8.2%	9.2%	9.1%
% of FP17s Relating to Free Repair or Replacements	40	4,457	0.9%	1.2%	1.0%	0.8%
% of FP17s Relating to Continuations	49	4,457	1.1%	1.4%	1.2%	1.1%
% of Patients satisfied with the dentistry they have received	17	17	100.0%	91.8%	91.6%	91.4%
% of Patients satisfied with the time they had to wait for an appointment	13	17	76.5%	88.1%	88.1%	87.7%

* This is based on patients treated on this contract for their most recent course of treatment. Figures in italics indicate the base number of FP17s or Patient Questionnaire responses are less than 100. N/A is shown where the base number of responses is less than 10 during the period. % is calculated as Quantity/Base number*100

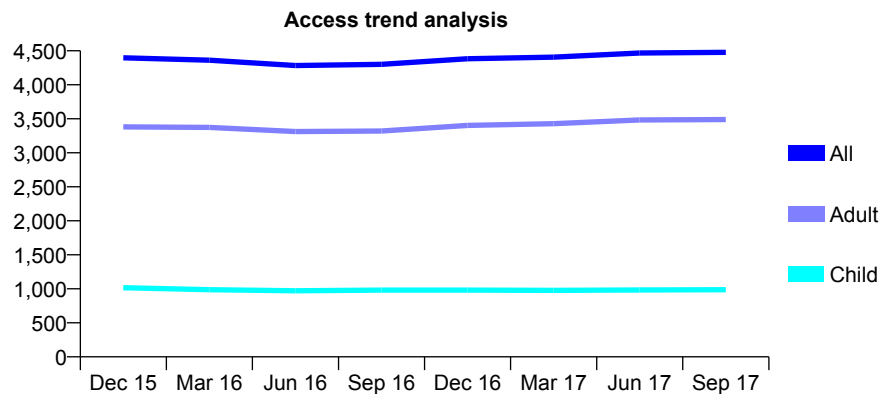
Q49 - Vital Signs At a Glance Contract Report for 101435/0117 - September 2017

Name or company name	IDH Limited
Contract type name	GDS Contract
Purpose of contract	General
Contract start date	01/10/2008
Contract end date	

17/18 Contracted general activity (UDA)	15,000
Carry forward general activity (UDA)	111
17/18 Contracted orthodontic activity (UOA)	0
Carry forward orthodontic activity (UOA)	0
Baseline contract value	£372,903.18

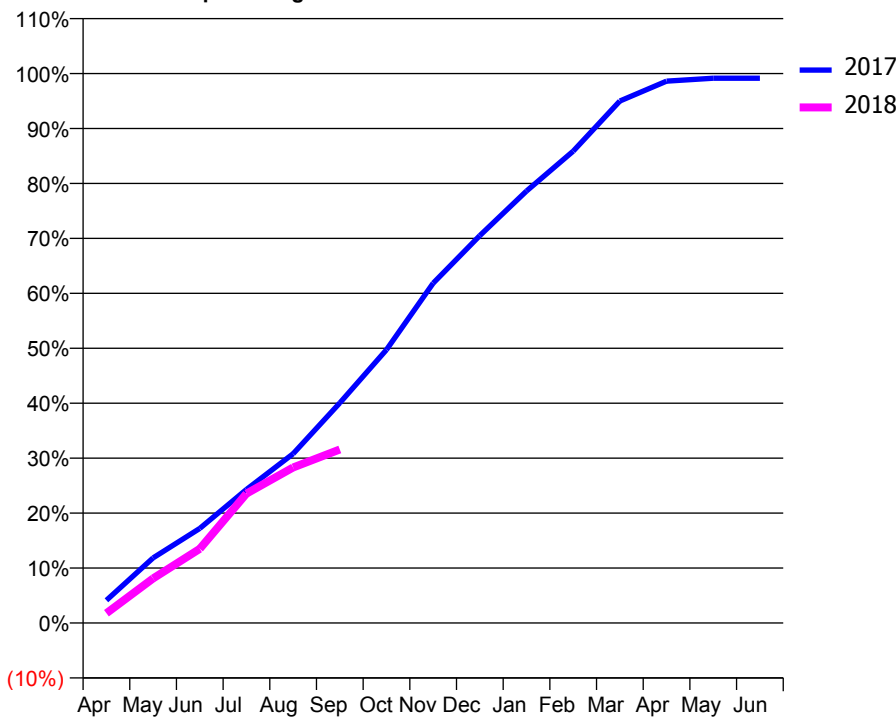
ACCESS*

Patients seen in 24 months	Total	Change since previous quarter
Quarter ending September 2016	4,301	
Quarter ending December 2016	4,384	→
Quarter ending March 2017	4,407	→
Quarter ending June 2017	4,467	→
Quarter ending September 2017	4,478	→
Variance since September 2016	4.1%	↑



ACTIVITY

Cumulative percentage of contracted UDA delivered 2017 & 2018



Month	Adjusted Scheduled Activity (UDA)	
	2017	2018
April	539	267
May	1,541	1,216
June	2,238	2,025
July	3,161	3,532
August	4,005	4,247
September	5,208	4,736
October	6,467	
November	8,039	
December	9,166	
January	10,221	
February	11,161	
March	12,348	
April	12,820	
May	12,888	
June	12,889	

QUALITY

	Quantity	Base Number	Contract	AT	Region	England
% of FP17s for the same patient ID Re-attending within 3 months - Children	56	621	9.0%	10.7%	12.8%	11.9%
% of FP17s for the same patient ID Re-attending within 3 months - Adults	244	1,832	13.3%	14.4%	16.5%	15.9%
% of FP17s for the same patient ID Re-attending between 3 & 9 months - Children	342	621	55.1%	57.8%	59.7%	58.1%
% of FP17s for the same patient ID Re-attending between 3 & 9 months - Adults	857	1,832	46.8%	52.8%	53.0%	50.6%
% of FP17s for Band 1 Urgent Courses	207	2,236	9.3%	8.2%	9.2%	9.1%
% of FP17s Relating to Free Repair or Replacements	24	2,236	1.1%	1.2%	1.0%	0.8%
% of FP17s Relating to Continuations	37	2,236	1.7%	1.4%	1.2%	1.1%
% of Patients satisfied with the dentistry they have received	4	4	N/A	91.8%	91.6%	91.4%
% of Patients satisfied with the time they had to wait for an appointment	3	4	N/A	88.1%	88.1%	87.7%

* This is based on patients treated on this contract for their most recent course of treatment. Figures in italics indicate the base number of FP17s or Patient Questionnaire responses are less than 100. N/A is shown where the base number of responses is less than 10 during the period. % is calculated as Quantity/Base number*100

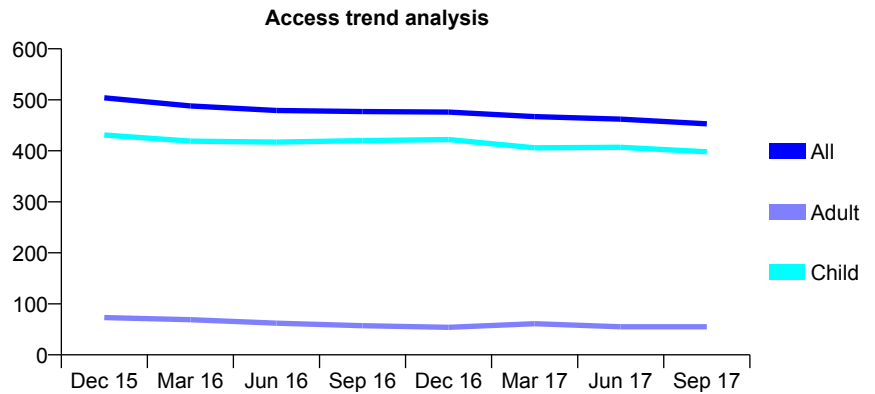
Q49 - Vital Signs At a Glance Contract Report for 105953/0001 - September 2017

Name or company name	St Helen's Dental Practice Ltd
Contract type name	GDS Contract
Purpose of contract	General
Contract start date	01/05/2011
Contract end date	

17/18 Contracted general activity (UDA)	1,000
Carry forward general activity (UDA)	-20
17/18 Contracted orthodontic activity (UOA)	0
Carry forward orthodontic activity (UOA)	0
Baseline contract value	£23,592.78

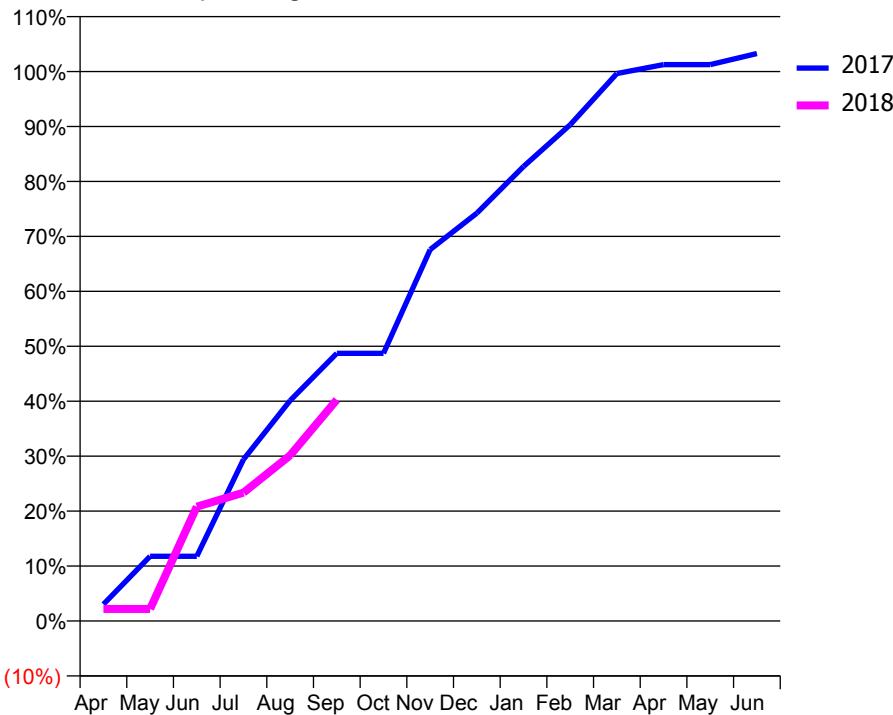
ACCESS*

Patients seen in 24 months	Total	Change since previous quarter
Quarter ending September 2016	477	
Quarter ending December 2016	476	→
Quarter ending March 2017	467	↓
Quarter ending June 2017	462	↓
Quarter ending September 2017	453	↓
Variance since September 2016	(5.0%)	↓



ACTIVITY

Cumulative percentage of contracted UDA delivered 2017 & 2018



Month	Adjusted Scheduled Activity (UDA)	
	2017	2018
April	30	22
May	118	22
June	118	208
July	294	234
August	401	302
September	487	403
October	487	
November	676	
December	742	
January	827	
February	903	
March	996	
April	1,013	
May	1,013	
June	1,033	

QUALITY

	Quantity	Base Number	Contract	AT	Region	England
% of FP17s for the same patient ID Re-attending within 3 months - Children	17	304	5.6%	10.7%	12.8%	11.9%
% of FP17s for the same patient ID Re-attending within 3 months - Adults	0	0	N/A	14.4%	16.5%	15.9%
% of FP17s for the same patient ID Re-attending between 3 & 9 months - Children	189	304	62.2%	57.8%	59.7%	58.1%
% of FP17s for the same patient ID Re-attending between 3 & 9 months - Adults	0	0	N/A	52.8%	53.0%	50.6%
% of FP17s for Band 1 Urgent Courses	3	278	1.1%	8.2%	9.2%	9.1%
% of FP17s Relating to Free Repair or Replacements	0	278	0.0%	1.2%	1.0%	0.8%
% of FP17s Relating to Continuations	3	278	1.1%	1.4%	1.2%	1.1%
% of Patients satisfied with the dentistry they have received	0	0	N/A	91.8%	91.6%	91.4%
% of Patients satisfied with the time they had to wait for an appointment	0	0	N/A	88.1%	88.1%	87.7%

* This is based on patients treated on this contract for their most recent course of treatment. Figures in italics indicate the base number of FP17s or Patient Questionnaire responses are less than 100. N/A is shown where the base number of responses is less than 10 during the period. % is calculated as Quantity/Base number*100

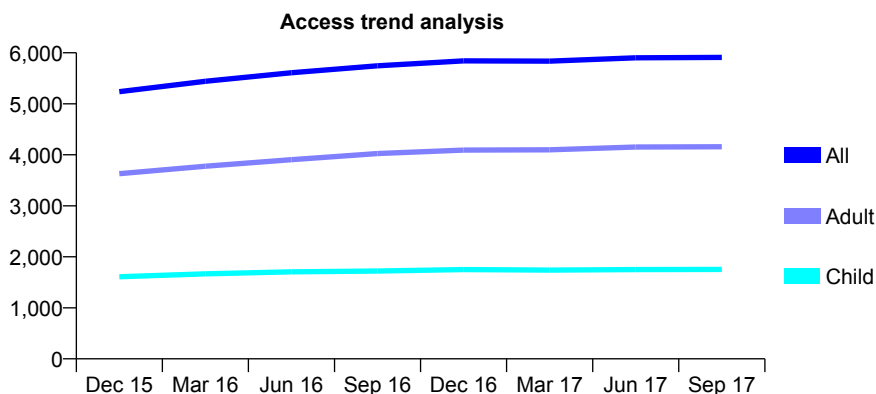
Q49 - Vital Signs At a Glance Contract Report for 106453/0001 - September 2017

Name or company name	The Whitley Dental Clinic Partnership
Contract type name	GDS Contract
Purpose of contract	General
Contract start date	01/11/2013
Contract end date	

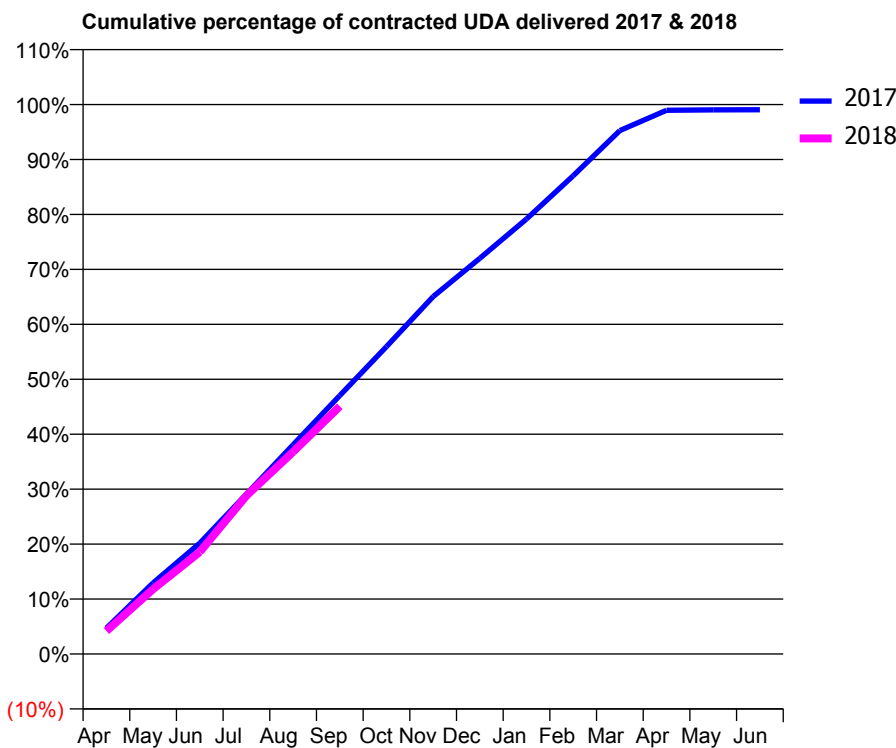
17/18 Contracted general activity (UDA)	13,279
Carry forward general activity (UDA)	0
17/18 Contracted orthodontic activity (UOA)	0
Carry forward orthodontic activity (UOA)	0
Baseline contract value	£326,445.82

ACCESS*

Patients seen in 24 months	Total	Change since previous quarter
Quarter ending September 2016	5,746	
Quarter ending December 2016	5,843	→
Quarter ending March 2017	5,837	→
Quarter ending June 2017	5,903	→
Quarter ending September 2017	5,909	→
Variance since September 2016	2.8%	↑



ACTIVITY



Month	Adjusted Scheduled Activity (UDA)	
	2017	2018
April	628	556
May	1,720	1,566
June	2,681	2,466
July	3,865	3,827
August	5,056	4,886
September	6,246	5,986
October	7,430	
November	8,637	
December	9,562	
January	10,513	
February	11,557	
March	12,649	
April	13,139	
May	13,150	
June	13,153	

QUALITY

	Quantity	Base Number	Contract	AT	Region	England
% of FP17s for the same patient ID Re-attending within 3 months - Children	87	1,242	7.0%	10.7%	12.8%	11.9%
% of FP17s for the same patient ID Re-attending within 3 months - Adults	495	2,832	17.5%	14.4%	16.5%	15.9%
% of FP17s for the same patient ID Re-attending between 3 & 9 months - Children	686	1,242	55.2%	57.8%	59.7%	58.1%
% of FP17s for the same patient ID Re-attending between 3 & 9 months - Adults	1,469	2,832	51.9%	52.8%	53.0%	50.6%
% of FP17s for Band 1 Urgent Courses	350	3,531	9.9%	8.2%	9.2%	9.1%
% of FP17s Relating to Free Repair or Replacements	47	3,531	1.3%	1.2%	1.0%	0.8%
% of FP17s Relating to Continuations	19	3,531	0.5%	1.4%	1.2%	1.1%
% of Patients satisfied with the dentistry they have received	10	11	90.9%	91.8%	91.6%	91.4%
% of Patients satisfied with the time they had to wait for an appointment	11	11	100.0%	88.1%	88.1%	87.7%

* This is based on patients treated on this contract for their most recent course of treatment. Figures in italics indicate the base number of FP17s or Patient Questionnaire responses are less than 100. N/A is shown where the base number of responses is less than 10 during the period. % is calculated as Quantity/Base number*100

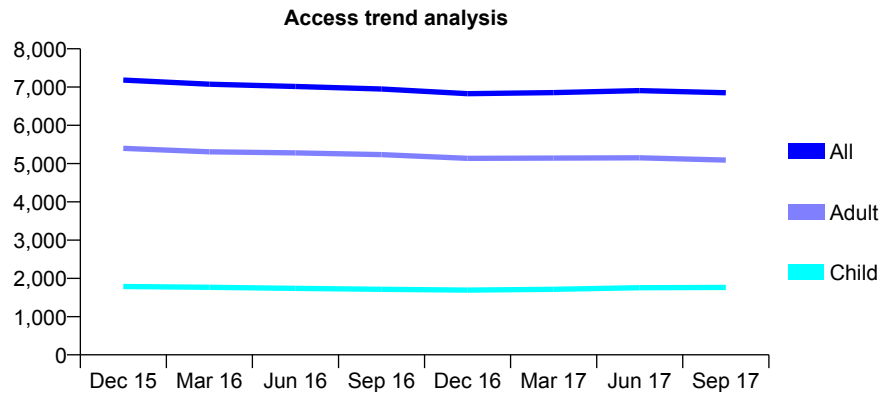
Q49 - Vital Signs At a Glance Contract Report for 109193/0001 - September 2017

Name or company name	Browns ₂ Dental Surgery
Contract type name	GDS Contract
Purpose of contract	General
Contract start date	09/10/2013
Contract end date	

17/18 Contracted general activity (UDA)	20,616
Carry forward general activity (UDA)	414
17/18 Contracted orthodontic activity (UOA)	0
Carry forward orthodontic activity (UOA)	0
Baseline contract value	£546,238.38

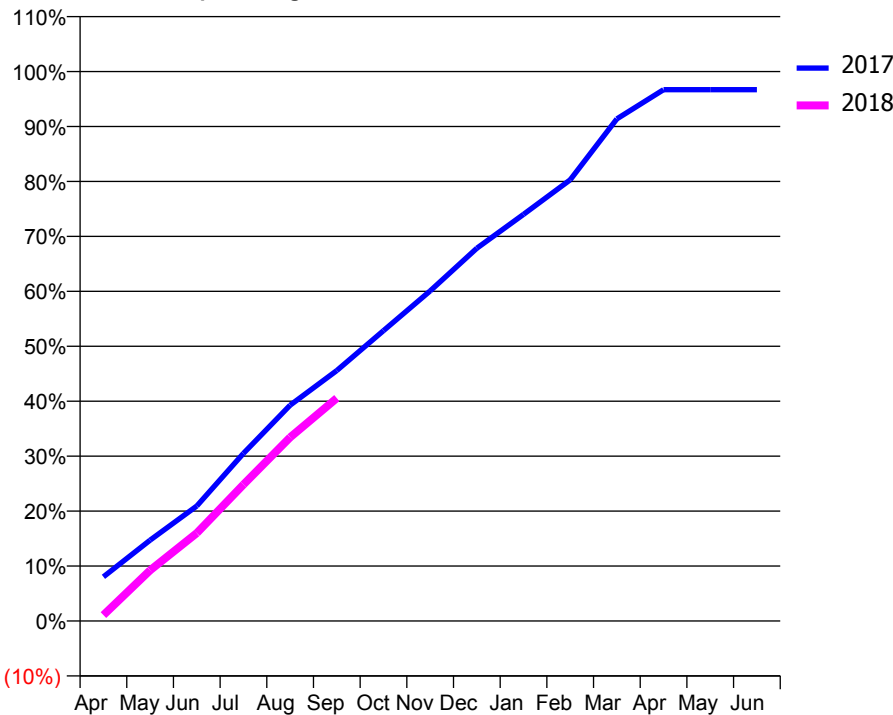
ACCESS*

Patients seen in 24 months	Total	Change since previous quarter
Quarter ending September 2016	6,949	
Quarter ending December 2016	6,827	↓
Quarter ending March 2017	6,855	→
Quarter ending June 2017	6,907	→
Quarter ending September 2017	6,853	→
Variance since September 2016	(1.4%)	↓



ACTIVITY

Cumulative percentage of contracted UDA delivered 2017 & 2018



Month	Adjusted Scheduled Activity (UDA)	
	2017	2018
April	1,657	221
May	3,033	1,903
June	4,317	3,298
July	6,294	5,118
August	8,099	6,891
September	9,400	8,360
October	10,894	
November	12,384	
December	13,986	
January	15,256	
February	16,550	
March	18,836	
April	19,936	
May	19,936	
June	19,935	

QUALITY

	Quantity	Base Number	Contract	AT	Region	England
% of FP17s for the same patient ID Re-attending within 3 months - Children	86	1,304	6.6%	10.7%	12.8%	11.9%
% of FP17s for the same patient ID Re-attending within 3 months - Adults	483	3,555	13.6%	14.4%	16.5%	15.9%
% of FP17s for the same patient ID Re-attending between 3 & 9 months - Children	579	1,304	44.4%	57.8%	59.7%	58.1%
% of FP17s for the same patient ID Re-attending between 3 & 9 months - Adults	1,568	3,555	44.1%	52.8%	53.0%	50.6%
% of FP17s for Band 1 Urgent Courses	352	4,385	8.0%	8.2%	9.2%	9.1%
% of FP17s Relating to Free Repair or Replacements	49	4,385	1.1%	1.2%	1.0%	0.8%
% of FP17s Relating to Continuations	104	4,385	2.4%	1.4%	1.2%	1.1%
% of Patients satisfied with the dentistry they have received	7	8	N/A	91.8%	91.6%	91.4%
% of Patients satisfied with the time they had to wait for an appointment	7	8	N/A	88.1%	88.1%	87.7%

* This is based on patients treated on this contract for their most recent course of treatment. Figures in italics indicate the base number of FP17s or Patient Questionnaire responses are less than 100. N/A is shown where the base number of responses is less than 10 during the period. % is calculated as Quantity/Base number*100

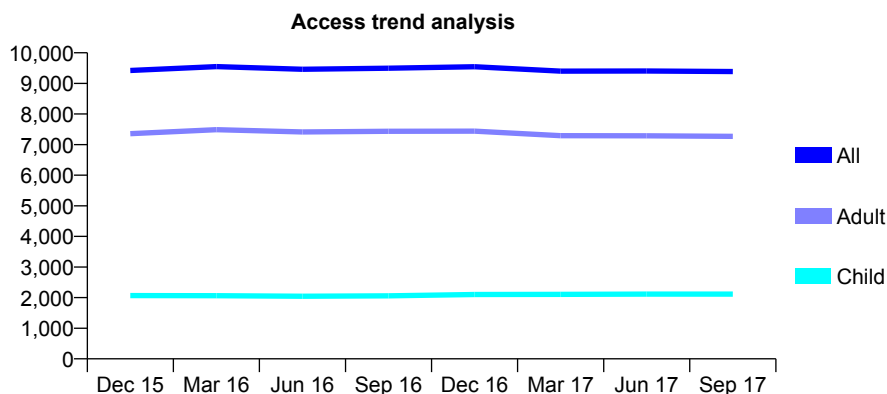
Q49 - Vital Signs At a Glance Contract Report for 109290/0001 - September 2017

Name or company name	Kenton Park Dental Practice Partnership
Contract type name	GDS Contract
Purpose of contract	General
Contract start date	01/08/2013
Contract end date	

17/18 Contracted general activity (UDA)	29,318
Carry forward general activity (UDA)	0
17/18 Contracted orthodontic activity (UOA)	0
Carry forward orthodontic activity (UOA)	0
Baseline contract value	£743,318.15

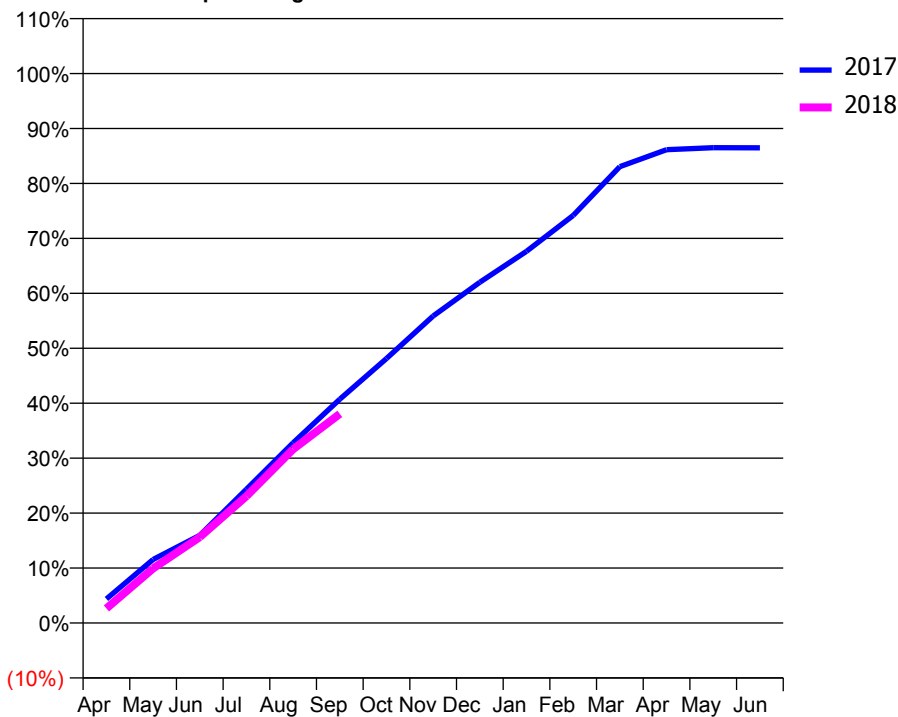
ACCESS*

Patients seen in 24 months	Total	Change since previous quarter
Quarter ending September 2016	9,498	
Quarter ending December 2016	9,543	→
Quarter ending March 2017	9,401	↓
Quarter ending June 2017	9,404	→
Quarter ending September 2017	9,387	→
Variance since September 2016	(1.2%)	↓



ACTIVITY

Cumulative percentage of contracted UDA delivered 2017 & 2018



Month	Adjusted Scheduled Activity (UDA)	
	2017	2018
April	1,285	777
May	3,392	2,915
June	4,680	4,585
July	7,141	6,766
August	9,617	9,277
September	11,942	11,156
October	14,113	
November	16,379	
December	18,182	
January	19,829	
February	21,743	
March	24,351	
April	25,252	
May	25,363	
June	25,351	

QUALITY

	Quantity	Base Number	Contract	AT	Region	England
% of FP17s for the same patient ID Re-attending within 3 months - Children	60	1,459	4.1%	10.7%	12.8%	11.9%
% of FP17s for the same patient ID Re-attending within 3 months - Adults	595	4,834	12.3%	14.4%	16.5%	15.9%
% of FP17s for the same patient ID Re-attending between 3 & 9 months - Children	913	1,459	62.6%	57.8%	59.7%	58.1%
% of FP17s for the same patient ID Re-attending between 3 & 9 months - Adults	2,794	4,834	57.8%	52.8%	53.0%	50.6%
% of FP17s for Band 1 Urgent Courses	398	5,838	6.8%	8.2%	9.2%	9.1%
% of FP17s Relating to Free Repair or Replacements	63	5,838	1.1%	1.2%	1.0%	0.8%
% of FP17s Relating to Continuations	127	5,838	2.2%	1.4%	1.2%	1.1%
% of Patients satisfied with the dentistry they have received	26	29	89.7%	91.8%	91.6%	91.4%
% of Patients satisfied with the time they had to wait for an appointment	25	29	86.2%	88.1%	88.1%	87.7%

* This is based on patients treated on this contract for their most recent course of treatment. Figures in italics indicate the base number of FP17s or Patient Questionnaire responses are less than 100. N/A is shown where the base number of responses is less than 10 during the period. % is calculated as Quantity/Base number*100

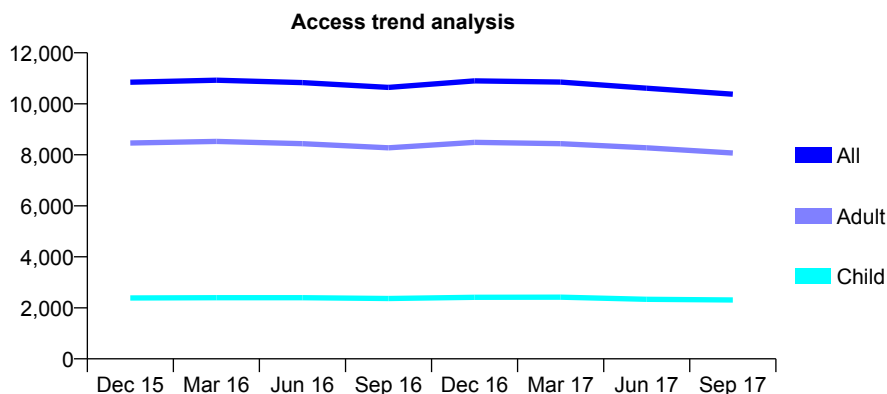
Q49 - Vital Signs At a Glance Contract Report for 109401/0002 - September 2017

Name or company name	IDH 406 Ltd
Contract type name	GDS Contract
Purpose of contract	General
Contract start date	01/05/2009
Contract end date	

17/18 Contracted general activity (UDA)	32,775
Carry forward general activity (UDA)	0
17/18 Contracted orthodontic activity (UOA)	0
Carry forward orthodontic activity (UOA)	0
Baseline contract value	£791,107.11

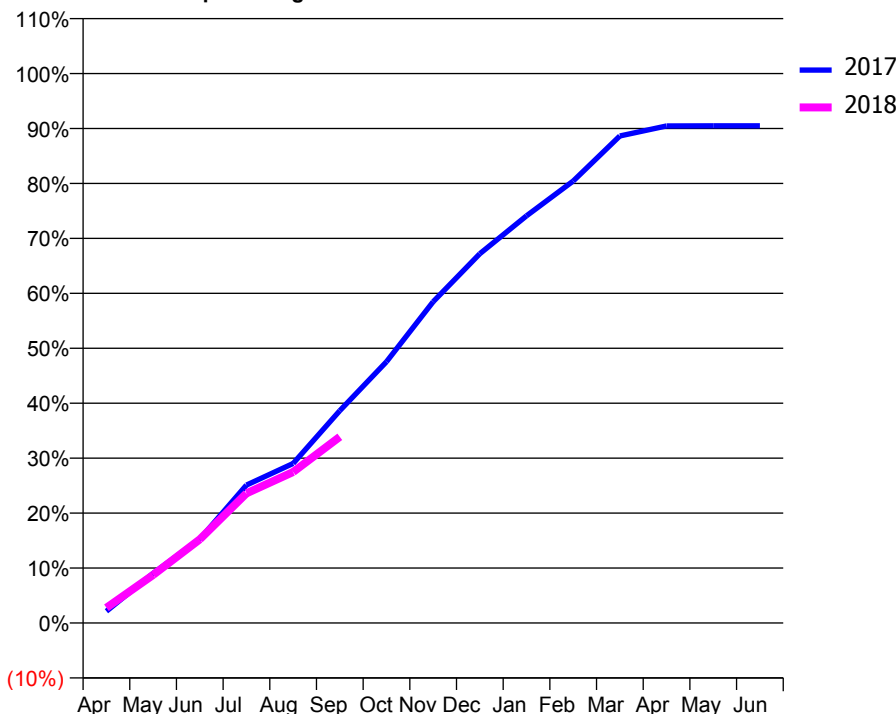
ACCESS*

Patients seen in 24 months	Total	Change since previous quarter
Quarter ending September 2016	10,642	
Quarter ending December 2016	10,900	↑
Quarter ending March 2017	10,853	→
Quarter ending June 2017	10,611	↓
Quarter ending September 2017	10,378	↓
Variance since September 2016	(2.5%)	↓



ACTIVITY

Cumulative percentage of contracted UDA delivered 2017 & 2018



Month	Adjusted Scheduled Activity (UDA)	
	2017	2018
April	706	915
May	2,962	2,868
June	5,004	4,991
July	8,231	7,734
August	9,516	9,006
September	12,663	11,110
October	15,586	
November	19,166	
December	22,024	
January	24,282	
February	26,362	
March	29,049	
April	29,647	
May	29,651	
June	29,652	

QUALITY

	Quantity	Base Number	Contract	AT	Region	England
% of FP17s for the same patient ID Re-attending within 3 months - Children	65	1,295	5.0%	10.7%	12.8%	11.9%
% of FP17s for the same patient ID Re-attending within 3 months - Adults	385	4,225	9.1%	14.4%	16.5%	15.9%
% of FP17s for the same patient ID Re-attending between 3 & 9 months - Children	800	1,295	61.8%	57.8%	59.7%	58.1%
% of FP17s for the same patient ID Re-attending between 3 & 9 months - Adults	2,316	4,225	54.8%	52.8%	53.0%	50.6%
% of FP17s for Band 1 Urgent Courses	433	5,265	8.2%	8.2%	9.2%	9.1%
% of FP17s Relating to Free Repair or Replacements	29	5,265	0.6%	1.2%	1.0%	0.8%
% of FP17s Relating to Continuations	57	5,265	1.1%	1.4%	1.2%	1.1%
% of Patients satisfied with the dentistry they have received	16	19	84.2%	91.8%	91.6%	91.4%
% of Patients satisfied with the time they had to wait for an appointment	17	19	89.5%	88.1%	88.1%	87.7%

* This is based on patients treated on this contract for their most recent course of treatment. Figures in italics indicate the base number of FP17s or Patient Questionnaire responses are less than 100. N/A is shown where the base number of responses is less than 10 during the period. % is calculated as Quantity/Base number*100

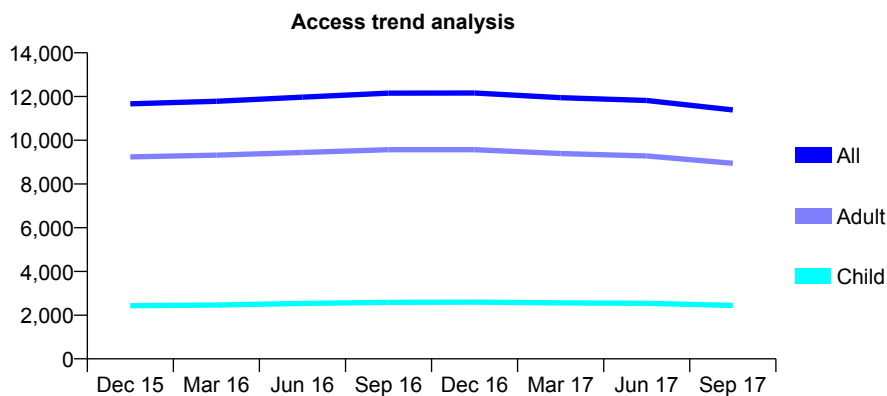
Q49 - Vital Signs At a Glance Contract Report for 116521/0001 - September 2017

Name or company name	Central Dental Practice
Contract type name	GDS Contract
Purpose of contract	General
Contract start date	01/04/2010
Contract end date	

17/18 Contracted general activity (UDA)	37,500
Carry forward general activity (UDA)	0
17/18 Contracted orthodontic activity (UOA)	0
Carry forward orthodontic activity (UOA)	0
Baseline contract value	£896,762.49

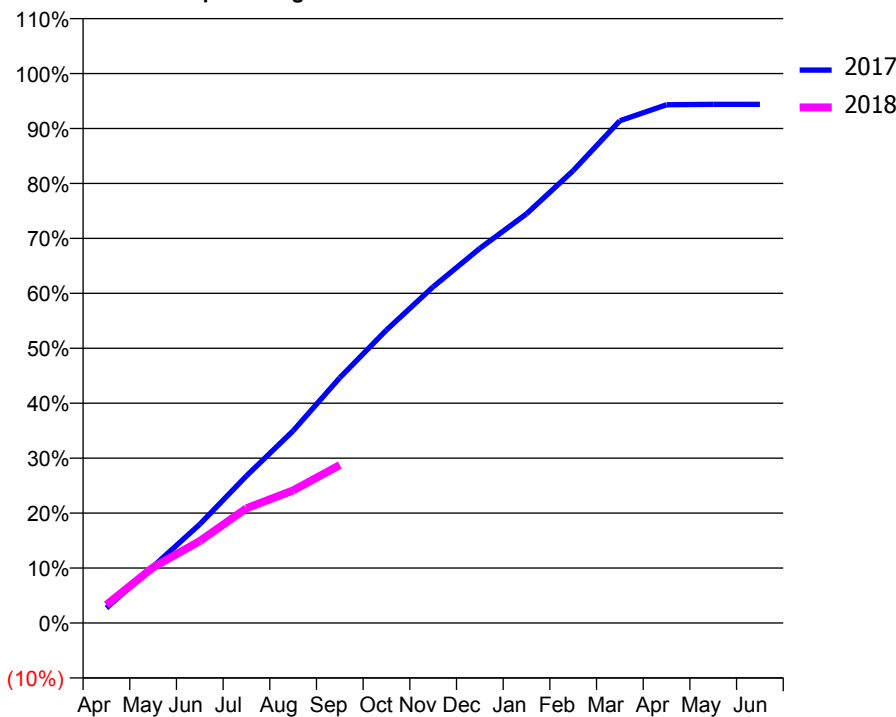
ACCESS*

Patients seen in 24 months	Total	Change since previous quarter
Quarter ending September 2016	12,153	
Quarter ending December 2016	12,161	→
Quarter ending March 2017	11,950	↓
Quarter ending June 2017	11,821	↓
Quarter ending September 2017	11,389	↓
Variance since September 2016	(6.3%)	↓



ACTIVITY

Cumulative percentage of contracted UDA delivered 2017 & 2018



Month	Adjusted Scheduled Activity (UDA)	
	2017	2018
April	1,021	1,245
May	3,851	3,804
June	6,737	5,588
July	10,041	7,830
August	13,115	9,050
September	16,736	10,780
October	19,993	
November	22,947	
December	25,568	
January	27,925	
February	30,874	
March	34,280	
April	35,370	
May	35,398	
June	35,397	

QUALITY

	Quantity	Base Number	Contract	AT	Region	England
% of FP17s for the same patient ID Re-attending within 3 months - Children	82	1,083	7.6%	10.7%	12.8%	11.9%
% of FP17s for the same patient ID Re-attending within 3 months - Adults	520	3,891	13.4%	14.4%	16.5%	15.9%
% of FP17s for the same patient ID Re-attending between 3 & 9 months - Children	601	1,083	55.5%	57.8%	59.7%	58.1%
% of FP17s for the same patient ID Re-attending between 3 & 9 months - Adults	1,770	3,891	45.5%	52.8%	53.0%	50.6%
% of FP17s for Band 1 Urgent Courses	897	4,544	19.7%	8.2%	9.2%	9.1%
% of FP17s Relating to Free Repair or Replacements	33	4,544	0.7%	1.2%	1.0%	0.8%
% of FP17s Relating to Continuations	63	4,544	1.4%	1.4%	1.2%	1.1%
% of Patients satisfied with the dentistry they have received	14	14	100.0%	91.8%	91.6%	91.4%
% of Patients satisfied with the time they had to wait for an appointment	13	14	92.9%	88.1%	88.1%	87.7%

* This is based on patients treated on this contract for their most recent course of treatment. Figures in italics indicate the base number of FP17s or Patient Questionnaire responses are less than 100. N/A is shown where the base number of responses is less than 10 during the period. % is calculated as Quantity/Base number*100

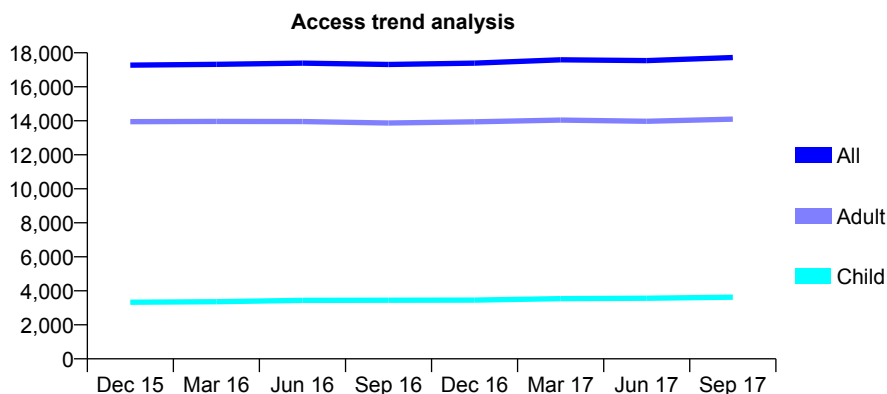
Q49 - Vital Signs At a Glance Contract Report for 116998/0001 - September 2017

Name or company name	The Cowpen and Waterloo Dental Practice
Contract type name	GDS Contract
Purpose of contract	General
Contract start date	30/07/2013
Contract end date	

17/18 Contracted general activity (UDA)	61,155
Carry forward general activity (UDA)	0
17/18 Contracted orthodontic activity (UOA)	0
Carry forward orthodontic activity (UOA)	0
Baseline contract value	£1,893,385.32

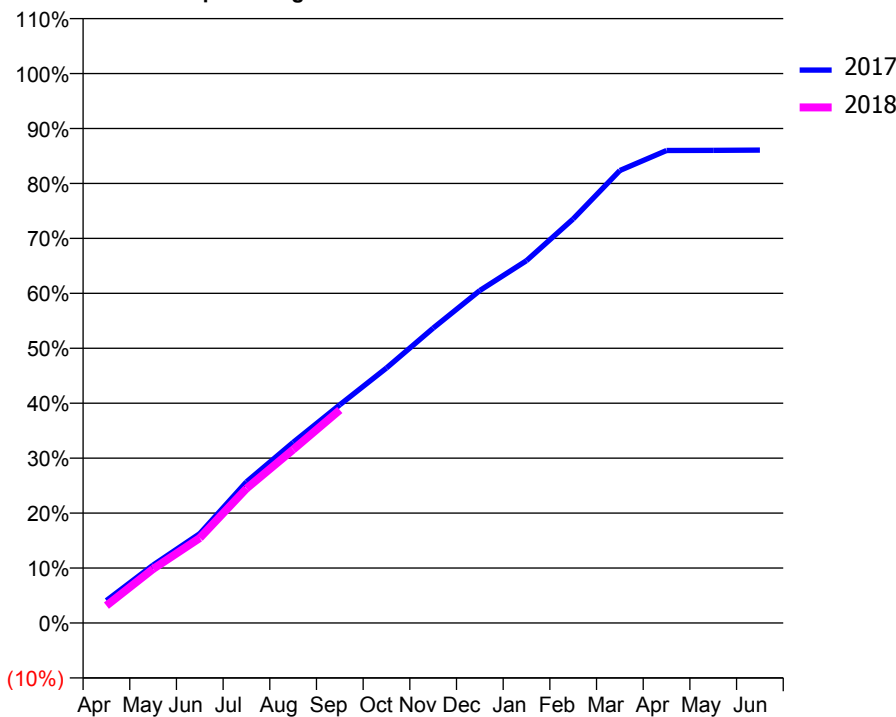
ACCESS*

Patients seen in 24 months	Total	Change since previous quarter
Quarter ending September 2016	17,312	
Quarter ending December 2016	17,391	→
Quarter ending March 2017	17,586	→
Quarter ending June 2017	17,544	→
Quarter ending September 2017	17,723	→
Variance since September 2016	2.4%	↑



ACTIVITY

Cumulative percentage of contracted UDA delivered 2017 & 2018



Month	Adjusted Scheduled Activity (UDA)	
	2017	2018
April	2,498	1,930
May	6,443	6,017
June	9,954	9,462
July	15,709	14,960
August	20,101	19,301
September	24,281	23,706
October	28,383	
November	32,818	
December	37,011	
January	40,322	
February	44,968	
March	50,355	
April	52,590	
May	52,600	
June	52,633	

QUALITY

	Quantity	Base Number	Contract	AT	Region	England
% of FP17s for the same patient ID Re-attending within 3 months - Children	175	2,742	6.4%	10.7%	12.8%	11.9%
% of FP17s for the same patient ID Re-attending within 3 months - Adults	1,095	9,180	11.9%	14.4%	16.5%	15.9%
% of FP17s for the same patient ID Re-attending between 3 & 9 months - Children	1,556	2,742	56.7%	57.8%	59.7%	58.1%
% of FP17s for the same patient ID Re-attending between 3 & 9 months - Adults	5,035	9,180	54.8%	52.8%	53.0%	50.6%
% of FP17s for Band 1 Urgent Courses	835	11,021	7.6%	8.2%	9.2%	9.1%
% of FP17s Relating to Free Repair or Replacements	116	11,021	1.1%	1.2%	1.0%	0.8%
% of FP17s Relating to Continuations	162	11,021	1.5%	1.4%	1.2%	1.1%
% of Patients satisfied with the dentistry they have received	20	25	80.0%	91.8%	91.6%	91.4%
% of Patients satisfied with the time they had to wait for an appointment	20	25	80.0%	88.1%	88.1%	87.7%

* This is based on patients treated on this contract for their most recent course of treatment. Figures in italics indicate the base number of FP17s or Patient Questionnaire responses are less than 100. N/A is shown where the base number of responses is less than 10 during the period. % is calculated as Quantity/Base number*100

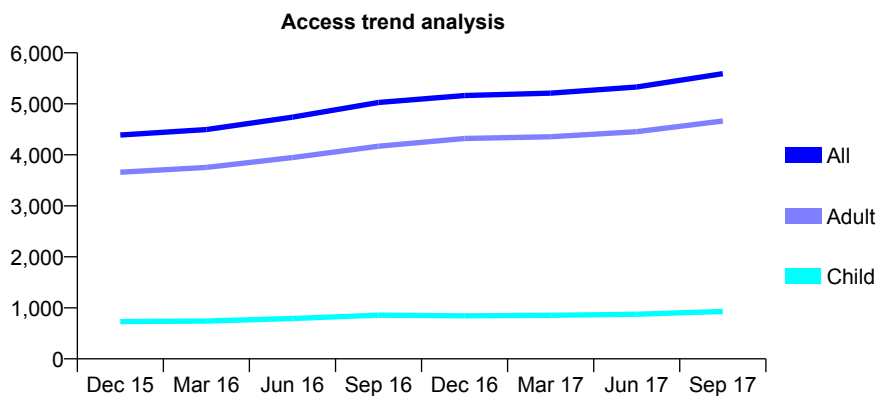
Q49 - Vital Signs At a Glance Contract Report for 118060/0023 - September 2017

Name or company name	Genix Healthcare Ltd
Contract type name	PDS Plus Contract
Purpose of contract	General
Contract start date	25/08/2010
Contract end date	31/03/2020

17/18 Contracted general activity (UDA)	20,000
Carry forward general activity (UDA)	0
17/18 Contracted orthodontic activity (UOA)	0
Carry forward orthodontic activity (UOA)	0
Baseline contract value	£298,149.99

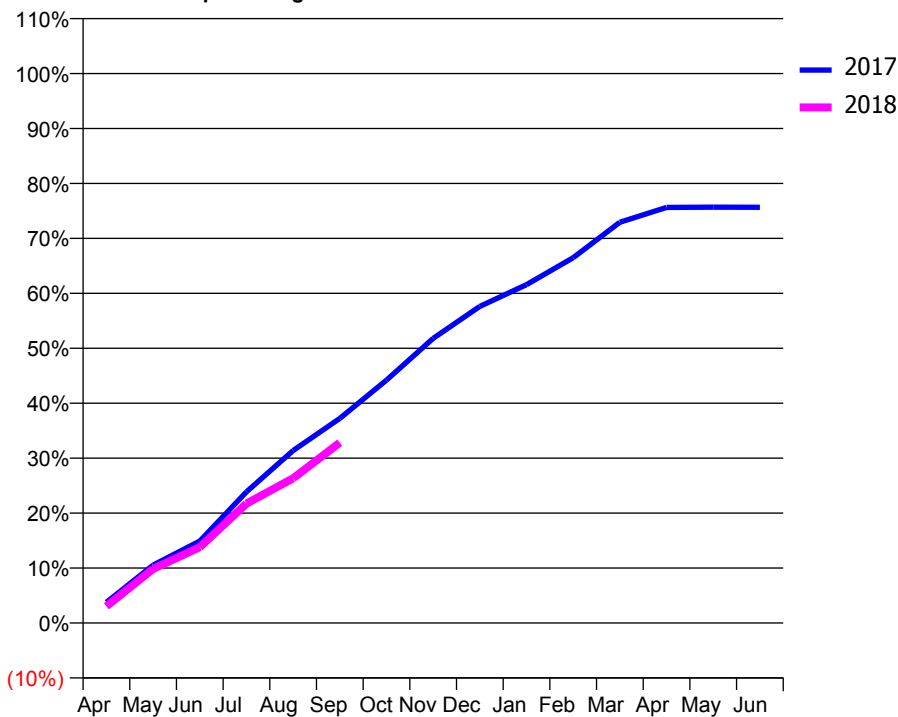
ACCESS*

Patients seen in 24 months	Total	Change since previous quarter
Quarter ending September 2016	5,025	
Quarter ending December 2016	5,162	↑
Quarter ending March 2017	5,208	→
Quarter ending June 2017	5,329	↑
Quarter ending September 2017	5,592	↑
Variance since September 2016	11.3%	↑



ACTIVITY

Cumulative percentage of contracted UDA delivered 2017 & 2018



QUALITY

	Quantity	Base Number	Contract	AT	Region	England
% of FP17s for the same patient ID Re-attending within 3 months - Children	20	624	3.2%	10.7%	12.8%	11.9%
% of FP17s for the same patient ID Re-attending within 3 months - Adults	247	3,059	8.1%	14.4%	16.5%	15.9%
% of FP17s for the same patient ID Re-attending between 3 & 9 months - Children	344	624	55.1%	57.8%	59.7%	58.1%
% of FP17s for the same patient ID Re-attending between 3 & 9 months - Adults	1,561	3,059	51.0%	52.8%	53.0%	50.6%
% of FP17s for Band 1 Urgent Courses	158	3,428	4.6%	8.2%	9.2%	9.1%
% of FP17s Relating to Free Repair or Replacements	41	3,428	1.2%	1.2%	1.0%	0.8%
% of FP17s Relating to Continuations	38	3,428	1.1%	1.4%	1.2%	1.1%
% of Patients satisfied with the dentistry they have received	15	15	100.0%	91.8%	91.6%	91.4%
% of Patients satisfied with the time they had to wait for an appointment	15	15	100.0%	88.1%	88.1%	87.7%

* This is based on patients treated on this contract for their most recent course of treatment. Figures in italics indicate the base number of FP17s or Patient Questionnaire responses are less than 100. N/A is shown where the base number of responses is less than 10 during the period. % is calculated as Quantity/Base number*100

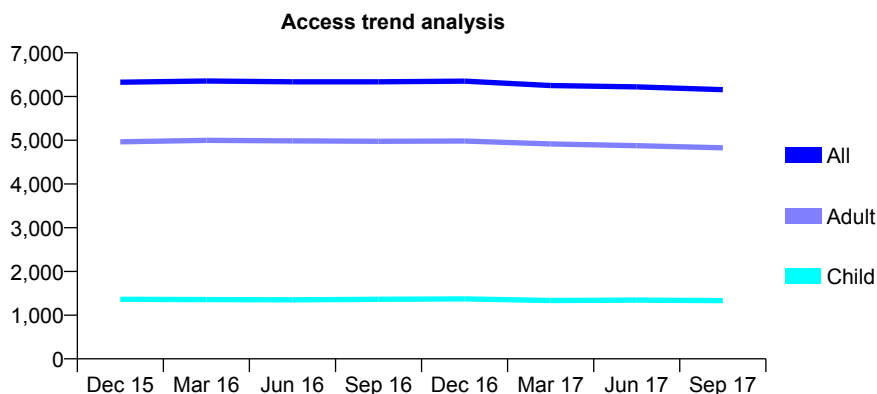
Q49 - Vital Signs At a Glance Contract Report for 118060/0024 - September 2017

Name or company name	Genix Healthcare Ltd
Contract type name	PDS Plus Contract
Purpose of contract	General
Contract start date	25/08/2010
Contract end date	31/03/2020

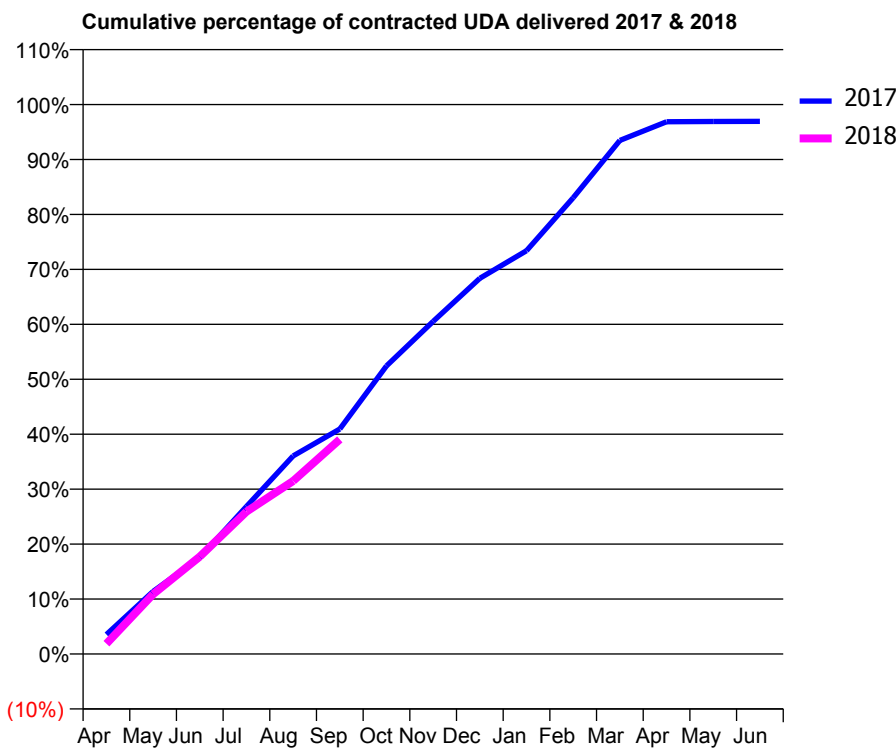
17/18 Contracted general activity (UDA)	20,000
Carry forward general activity (UDA)	0
17/18 Contracted orthodontic activity (UOA)	0
Carry forward orthodontic activity (UOA)	0
Baseline contract value	£296,077.46

ACCESS*

Patients seen in 24 months	Total	Change since previous quarter
Quarter ending September 2016	6,338	
Quarter ending December 2016	6,352	→
Quarter ending March 2017	6,250	↓
Quarter ending June 2017	6,220	→
Quarter ending September 2017	6,157	↓
Variance since September 2016	(2.9%)	↓



ACTIVITY



Month	Adjusted Scheduled Activity (UDA)	
	2017	2018
April	713	376
May	2,280	2,178
June	3,512	3,547
July	5,370	5,181
August	7,209	6,296
September	8,189	7,810
October	10,486	
November	12,105	
December	13,675	
January	14,680	
February	16,607	
March	18,693	
April	19,373	
May	19,381	
June	19,385	

QUALITY

	Quantity	Base Number	Contract	AT	Region	England
% of FP17s for the same patient ID Re-attending within 3 months - Children	72	984	7.3%	10.7%	12.8%	11.9%
% of FP17s for the same patient ID Re-attending within 3 months - Adults	256	2,762	9.3%	14.4%	16.5%	15.9%
% of FP17s for the same patient ID Re-attending between 3 & 9 months - Children	599	984	60.9%	57.8%	59.7%	58.1%
% of FP17s for the same patient ID Re-attending between 3 & 9 months - Adults	1,526	2,762	55.2%	52.8%	53.0%	50.6%
% of FP17s for Band 1 Urgent Courses	9	3,453	0.3%	8.2%	9.2%	9.1%
% of FP17s Relating to Free Repair or Replacements	54	3,453	1.6%	1.2%	1.0%	0.8%
% of FP17s Relating to Continuations	22	3,453	0.6%	1.4%	1.2%	1.1%
% of Patients satisfied with the dentistry they have received	12	17	70.6%	91.8%	91.6%	91.4%
% of Patients satisfied with the time they had to wait for an appointment	15	17	88.2%	88.1%	88.1%	87.7%

* This is based on patients treated on this contract for their most recent course of treatment. Figures in italics indicate the base number of FP17s or Patient Questionnaire responses are less than 100. N/A is shown where the base number of responses is less than 10 during the period. % is calculated as Quantity/Base number*100

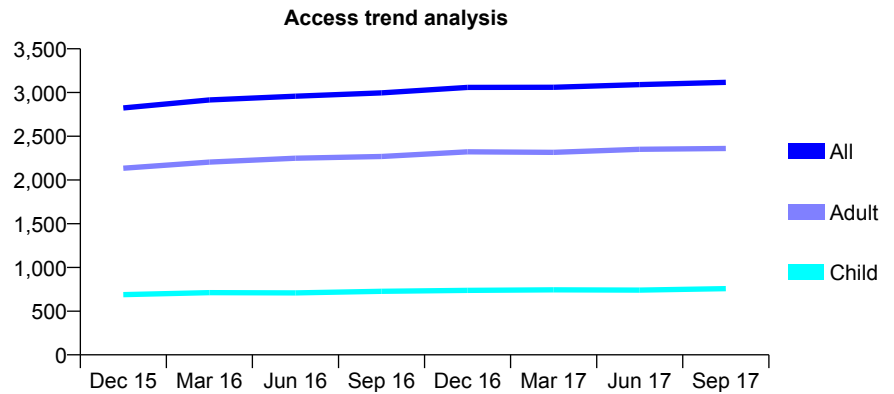
Q49 - Vital Signs At a Glance Contract Report for 122181/0001 - September 2017

Name or company name	Sedbergh Dental Practice
Contract type name	GDS Contract
Purpose of contract	General
Contract start date	01/04/2010
Contract end date	

17/18 Contracted general activity (UDA)	8,754
Carry forward general activity (UDA)	0
17/18 Contracted orthodontic activity (UOA)	0
Carry forward orthodontic activity (UOA)	0
Baseline contract value	£221,510.10

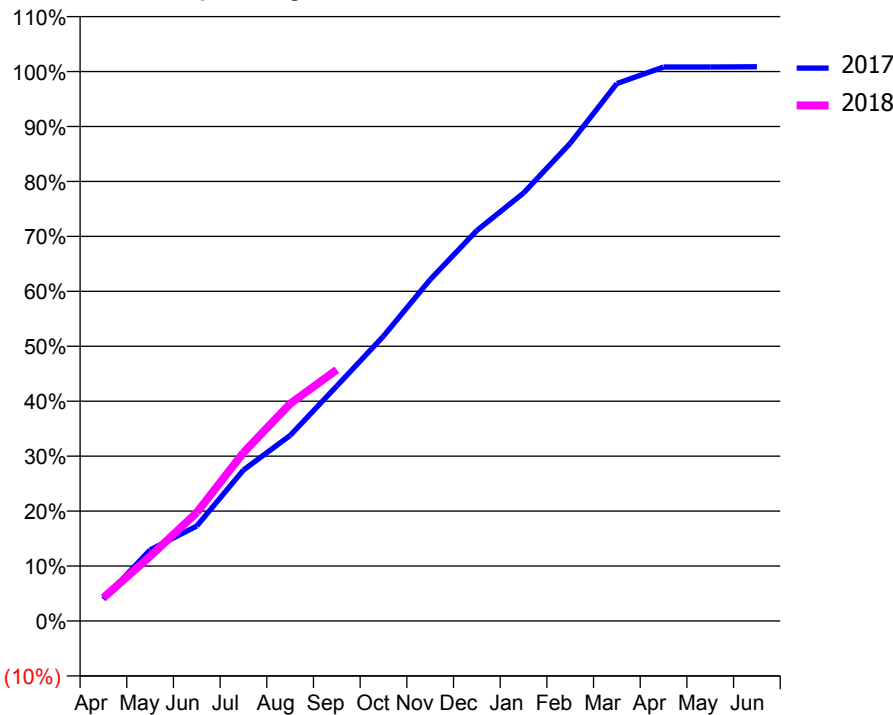
ACCESS*

Patients seen in 24 months	Total	Change since previous quarter
Quarter ending September 2016	2,996	
Quarter ending December 2016	3,059	↑
Quarter ending March 2017	3,060	→
Quarter ending June 2017	3,091	→
Quarter ending September 2017	3,117	→
Variance since September 2016	4.0%	↑



ACTIVITY

Cumulative percentage of contracted UDA delivered 2017 & 2018



Month	Adjusted Scheduled Activity (UDA)	
	2017	2018
April	347	371
May	1,134	1,031
June	1,513	1,728
July	2,405	2,684
August	2,956	3,461
September	3,744	4,003
October	4,540	
November	5,440	
December	6,222	
January	6,818	
February	7,610	
March	8,561	
April	8,826	
May	8,826	
June	8,829	

QUALITY

	Quantity	Base Number	Contract	AT	Region	England
% of FP17s for the same patient ID Re-attending within 3 months - Children	57	724	7.9%	10.7%	12.8%	11.9%
% of FP17s for the same patient ID Re-attending within 3 months - Adults	332	2,099	15.8%	14.4%	16.5%	15.9%
% of FP17s for the same patient ID Re-attending between 3 & 9 months - Children	539	724	74.4%	57.8%	59.7%	58.1%
% of FP17s for the same patient ID Re-attending between 3 & 9 months - Adults	1,451	2,099	69.1%	52.8%	53.0%	50.6%
% of FP17s for Band 1 Urgent Courses	156	2,253	6.9%	8.2%	9.2%	9.1%
% of FP17s Relating to Free Repair or Replacements	21	2,253	0.9%	1.2%	1.0%	0.8%
% of FP17s Relating to Continuations	55	2,253	2.4%	1.4%	1.2%	1.1%
% of Patients satisfied with the dentistry they have received	12	13	92.3%	91.8%	91.6%	91.4%
% of Patients satisfied with the time they had to wait for an appointment	13	13	100.0%	88.1%	88.1%	87.7%

* This is based on patients treated on this contract for their most recent course of treatment. Figures in italics indicate the base number of FP17s or Patient Questionnaire responses are less than 100. N/A is shown where the base number of responses is less than 10 during the period. % is calculated as Quantity/Base number*100

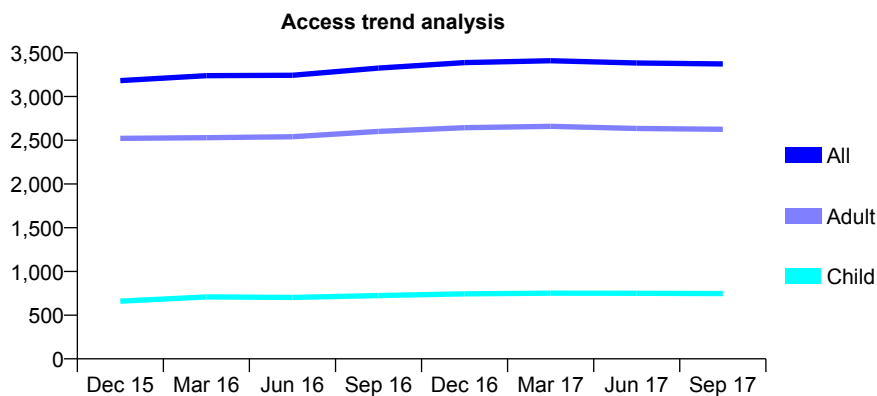
Q49 - Vital Signs At a Glance Contract Report for 123145/0001 - September 2017

Name or company name	Melita Dental Practice Limited
Contract type name	GDS Contract
Purpose of contract	General
Contract start date	01/11/2012
Contract end date	

17/18 Contracted general activity (UDA)	8,408
Carry forward general activity (UDA)	-168
17/18 Contracted orthodontic activity (UOA)	0
Carry forward orthodontic activity (UOA)	0
Baseline contract value	£182,401.50

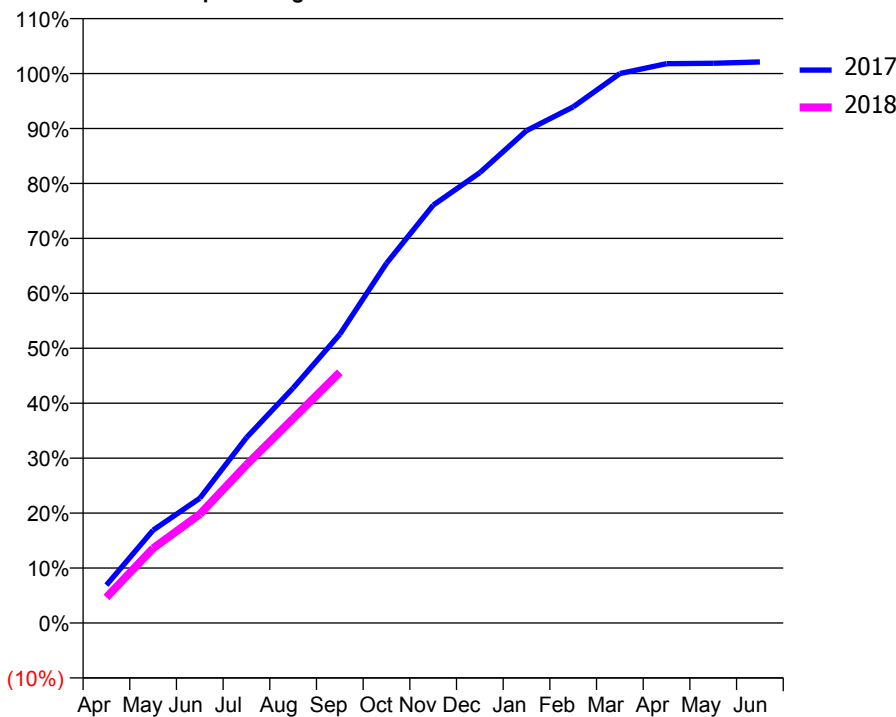
ACCESS*

Patients seen in 24 months	Total	Change since previous quarter
Quarter ending September 2016	3,325	
Quarter ending December 2016	3,388	→
Quarter ending March 2017	3,410	→
Quarter ending June 2017	3,384	→
Quarter ending September 2017	3,372	→
Variance since September 2016	1.4%	→



ACTIVITY

Cumulative percentage of contracted UDA delivered 2017 & 2018



Adjusted Scheduled Activity (UDA)

Month	2017	2018
April	581	392
May	1,420	1,144
June	1,909	1,663
July	2,837	2,421
August	3,596	3,129
September	4,418	3,836
October	5,504	
November	6,393	
December	6,892	
January	7,535	
February	7,897	
March	8,408	
April	8,559	
May	8,564	
June	8,585	

QUALITY

	Quantity	Base Number	Contract	AT	Region	England
% of FP17s for the same patient ID Re-attending within 3 months - Children	42	647	6.5%	10.7%	12.8%	11.9%
% of FP17s for the same patient ID Re-attending within 3 months - Adults	192	2,147	8.9%	14.4%	16.5%	15.9%
% of FP17s for the same patient ID Re-attending between 3 & 9 months - Children	485	647	75.0%	57.8%	59.7%	58.1%
% of FP17s for the same patient ID Re-attending between 3 & 9 months - Adults	1,496	2,147	69.7%	52.8%	53.0%	50.6%
% of FP17s for Band 1 Urgent Courses	156	2,566	6.1%	8.2%	9.2%	9.1%
% of FP17s Relating to Free Repair or Replacements	3	2,566	0.1%	1.2%	1.0%	0.8%
% of FP17s Relating to Continuations	20	2,566	0.8%	1.4%	1.2%	1.1%
% of Patients satisfied with the dentistry they have received	11	11	100.0%	91.8%	91.6%	91.4%
% of Patients satisfied with the time they had to wait for an appointment	10	11	90.9%	88.1%	88.1%	87.7%

* This is based on patients treated on this contract for their most recent course of treatment. Figures in italics indicate the base number of FP17s or Patient Questionnaire responses are less than 100. N/A is shown where the base number of responses is less than 10 during the period. % is calculated as Quantity/Base number*100

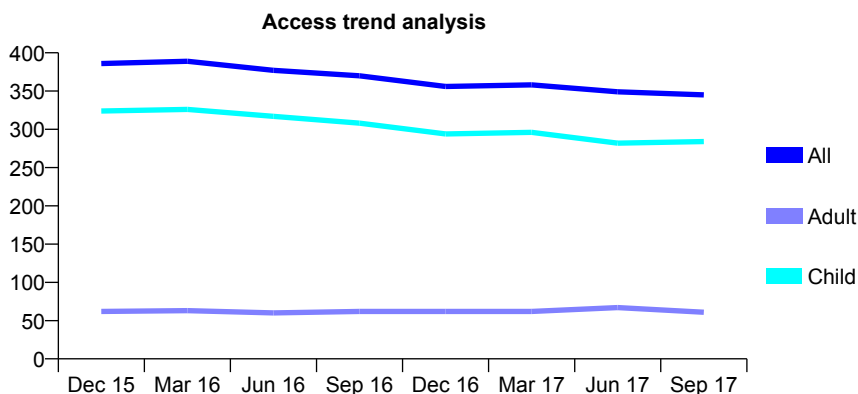
Q49 - Vital Signs At a Glance Contract Report for 123730/0001 - September 2017

Name or company name	J B Jefferies The Dental Surgery Ltd
Contract type name	GDS Contract
Purpose of contract	General
Contract start date	01/04/2010
Contract end date	

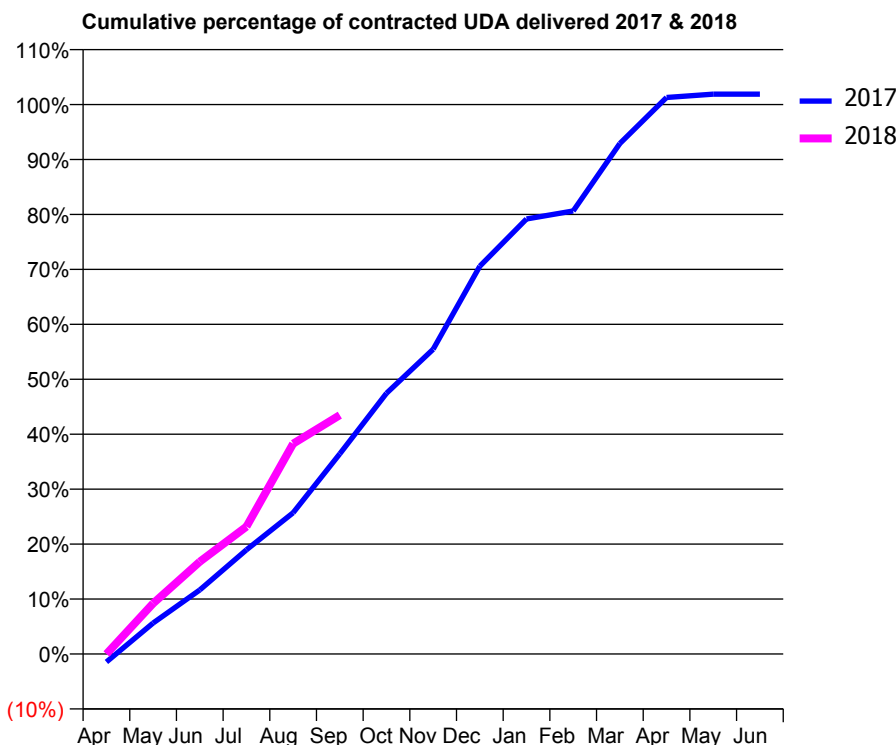
17/18 Contracted general activity (UDA)	815
Carry forward general activity (UDA)	0
17/18 Contracted orthodontic activity (UOA)	0
Carry forward orthodontic activity (UOA)	0
Baseline contract value	£19,489.83

ACCESS*

Patients seen in 24 months	Total	Change since previous quarter
Quarter ending September 2016	370	
Quarter ending December 2016	356	↓
Quarter ending March 2017	358	→
Quarter ending June 2017	349	↓
Quarter ending September 2017	345	↓
Variance since September 2016	(6.8%)	↓



ACTIVITY



Month	Adjusted Scheduled Activity (UDA)	
	2017	2018
April	-12	0
May	46	75
June	95	137
July	155	189
August	210	312
September	297	354
October	387	
November	452	
December	575	
January	645	
February	657	
March	757	
April	825	
May	830	
June	830	

QUALITY

	Quantity	Base Number	Contract	AT	Region	England
% of FP17s for the same patient ID Re-attending within 3 months - Children	24	283	8.5%	10.7%	12.8%	11.9%
% of FP17s for the same patient ID Re-attending within 3 months - Adults	0	4	0.0%	14.4%	16.5%	15.9%
% of FP17s for the same patient ID Re-attending between 3 & 9 months - Children	197	283	69.6%	57.8%	59.7%	58.1%
% of FP17s for the same patient ID Re-attending between 3 & 9 months - Adults	0	4	0.0%	52.8%	53.0%	50.6%
% of FP17s for Band 1 Urgent Courses	2	232	0.9%	8.2%	9.2%	9.1%
% of FP17s Relating to Free Repair or Replacements	0	232	0.0%	1.2%	1.0%	0.8%
% of FP17s Relating to Continuations	0	232	0.0%	1.4%	1.2%	1.1%
% of Patients satisfied with the dentistry they have received	1	1	N/A	91.8%	91.6%	91.4%
% of Patients satisfied with the time they had to wait for an appointment	1	1	N/A	88.1%	88.1%	87.7%

* This is based on patients treated on this contract for their most recent course of treatment. Figures in italics indicate the base number of FP17s or Patient Questionnaire responses are less than 100. N/A is shown where the base number of responses is less than 10 during the period. % is calculated as Quantity/Base number*100

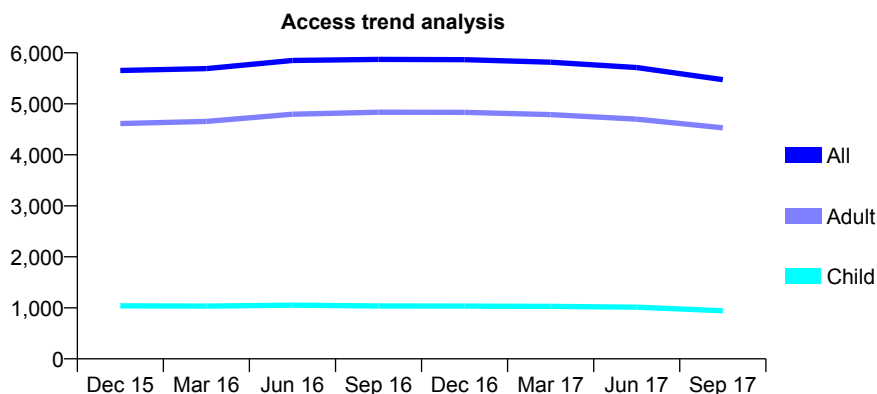
Q49 - Vital Signs At a Glance Contract Report for 125989/0001 - September 2017

Name or company name	Cottage Dental Practice
Contract type name	GDS Contract
Purpose of contract	General
Contract start date	01/04/2013
Contract end date	

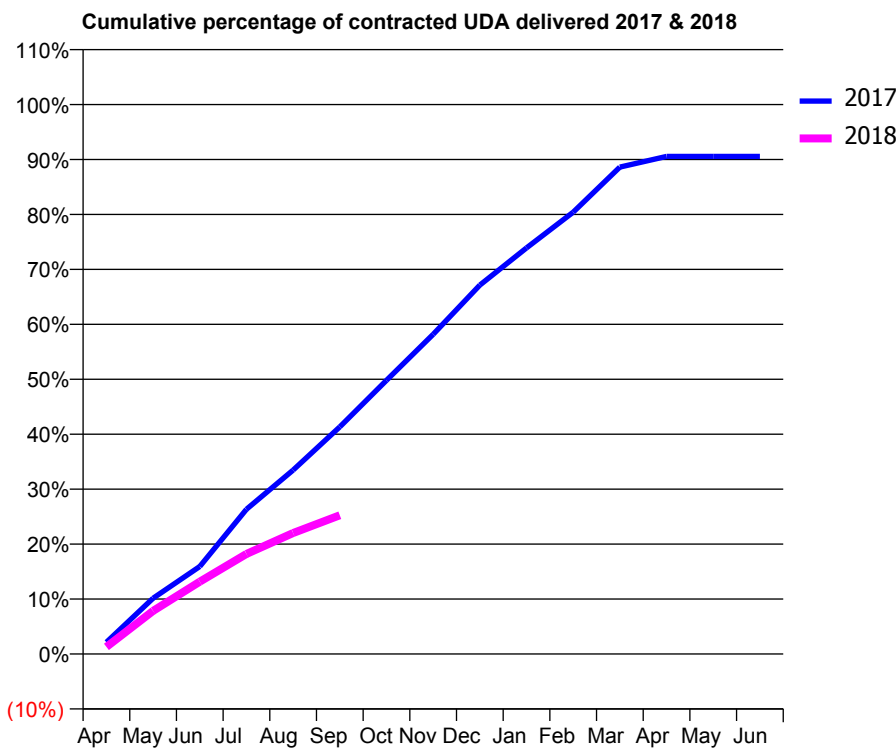
17/18 Contracted general activity (UDA)	18,141
Carry forward general activity (UDA)	0
17/18 Contracted orthodontic activity (UOA)	0
Carry forward orthodontic activity (UOA)	0
Baseline contract value	£459,547.46

ACCESS*

Patients seen in 24 months	Total	Change since previous quarter
Quarter ending September 2016	5,871	
Quarter ending December 2016	5,865	→
Quarter ending March 2017	5,816	→
Quarter ending June 2017	5,712	↓
Quarter ending September 2017	5,473	↓
Variance since September 2016	(6.8%)	↓



ACTIVITY



Month	Adjusted Scheduled Activity (UDA)	
	2017	2018
April	392	237
May	1,842	1,424
June	2,888	2,388
July	4,779	3,302
August	6,074	3,995
September	7,498	4,579
October	9,034	
November	10,554	
December	12,179	
January	13,408	
February	14,588	
March	16,077	
April	16,426	
May	16,429	
June	16,429	

QUALITY

	Quantity	Base Number	Contract	AT	Region	England
% of FP17s for the same patient ID Re-attending within 3 months - Children	42	467	9.0%	10.7%	12.8%	11.9%
% of FP17s for the same patient ID Re-attending within 3 months - Adults	392	2,300	17.0%	14.4%	16.5%	15.9%
% of FP17s for the same patient ID Re-attending between 3 & 9 months - Children	303	467	64.9%	57.8%	59.7%	58.1%
% of FP17s for the same patient ID Re-attending between 3 & 9 months - Adults	1,457	2,300	63.3%	52.8%	53.0%	50.6%
% of FP17s for Band 1 Urgent Courses	345	2,580	13.4%	8.2%	9.2%	9.1%
% of FP17s Relating to Free Repair or Replacements	58	2,580	2.2%	1.2%	1.0%	0.8%
% of FP17s Relating to Continuations	66	2,580	2.6%	1.4%	1.2%	1.1%
% of Patients satisfied with the dentistry they have received	15	16	93.8%	91.8%	91.6%	91.4%
% of Patients satisfied with the time they had to wait for an appointment	15	16	93.8%	88.1%	88.1%	87.7%

* This is based on patients treated on this contract for their most recent course of treatment. Figures in italics indicate the base number of FP17s or Patient Questionnaire responses are less than 100. N/A is shown where the base number of responses is less than 10 during the period. % is calculated as Quantity/Base number*100

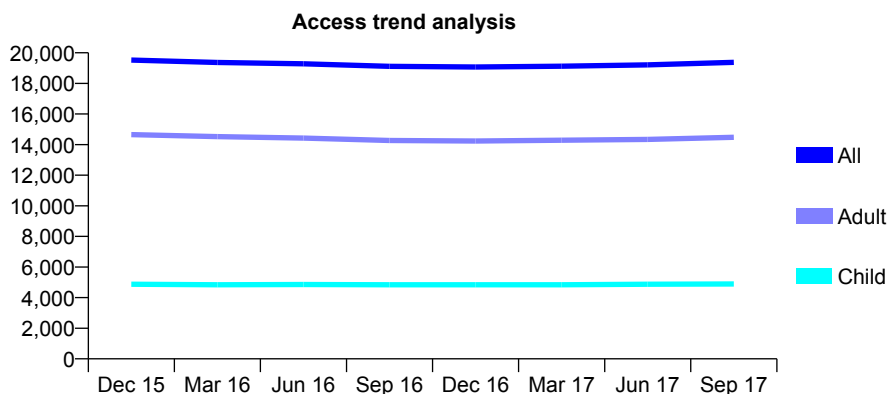
Q49 - Vital Signs At a Glance Contract Report for 126624/0001 - September 2017

Name or company name	The Killingworth Dental Practice Partnership
Contract type name	GDS Contract
Purpose of contract	General and Orthodontic
Contract start date	01/05/2013
Contract end date	

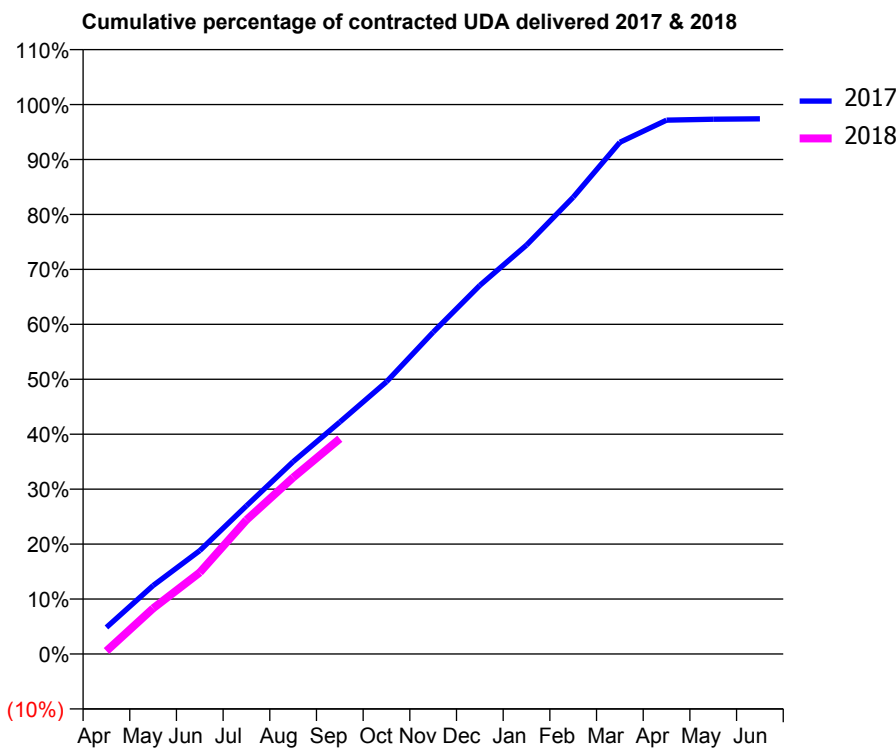
17/18 Contracted general activity (UDA)	58,286
Carry forward general activity (UDA)	1,524
17/18 Contracted orthodontic activity (UOA)	2,619
Carry forward orthodontic activity (UOA)	0
Baseline contract value	£1,869,913.22

ACCESS*

Patients seen in 24 months	Total	Change since previous quarter
Quarter ending September 2016	19,116	
Quarter ending December 2016	19,076	→
Quarter ending March 2017	19,123	→
Quarter ending June 2017	19,212	→
Quarter ending September 2017	19,376	→
Variance since September 2016	1.4%	→



ACTIVITY



Month	Adjusted Scheduled Activity (UDA)	
	2017	2018
April	2,823	323
May	7,257	4,848
June	10,973	8,647
July	15,717	14,221
August	20,399	18,718
September	24,609	22,840
October	28,875	
November	34,134	
December	39,102	
January	43,377	
February	48,452	
March	54,279	
April	56,621	
May	56,722	
June	56,762	

QUALITY

	Quantity	Base Number	Contract	AT	Region	England
% of FP17s for the same patient ID Re-attending within 3 months - Children	258	3,216	8.0%	10.7%	12.8%	11.9%
% of FP17s for the same patient ID Re-attending within 3 months - Adults	1,127	8,570	13.2%	14.4%	16.5%	15.9%
% of FP17s for the same patient ID Re-attending between 3 & 9 months - Children	1,793	3,216	55.8%	57.8%	59.7%	58.1%
% of FP17s for the same patient ID Re-attending between 3 & 9 months - Adults	4,196	8,570	49.0%	52.8%	53.0%	50.6%
% of FP17s for Band 1 Urgent Courses	1,134	10,821	10.5%	8.2%	9.2%	9.1%
% of FP17s Relating to Free Repair or Replacements	129	10,821	1.2%	1.2%	1.0%	0.8%
% of FP17s Relating to Continuations	154	10,821	1.4%	1.4%	1.2%	1.1%
% of Patients satisfied with the dentistry they have received	24	24	100.0%	91.8%	91.6%	91.4%
% of Patients satisfied with the time they had to wait for an appointment	22	24	91.7%	88.1%	88.1%	87.7%

* This is based on patients treated on this contract for their most recent course of treatment. Figures in italics indicate the base number of FP17s or Patient Questionnaire responses are less than 100. N/A is shown where the base number of responses is less than 10 during the period. % is calculated as Quantity/Base number*100

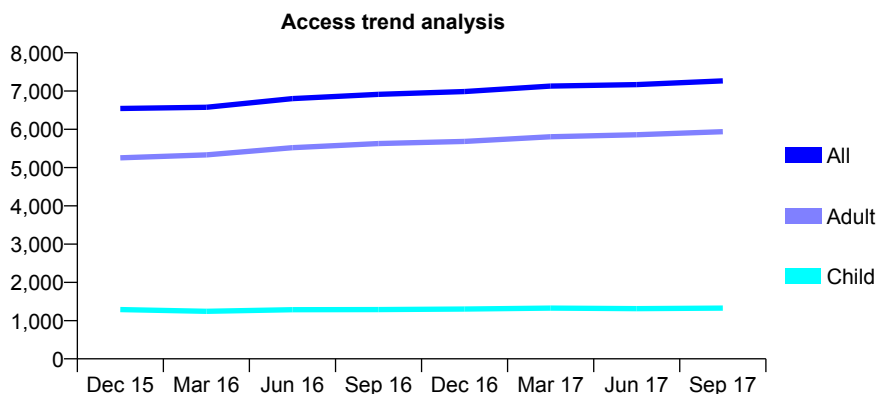
Q49 - Vital Signs At a Glance Contract Report for 127825/0001 - September 2017

Name or company name	Chandlers Lane Dental Practice Ltd
Contract type name	GDS Contract
Purpose of contract	General and Orthodontic
Contract start date	01/05/2011
Contract end date	

17/18 Contracted general activity (UDA)	20,958
Carry forward general activity (UDA)	197
17/18 Contracted orthodontic activity (UOA)	0
Carry forward orthodontic activity (UOA)	0
Baseline contract value	£515,457.07

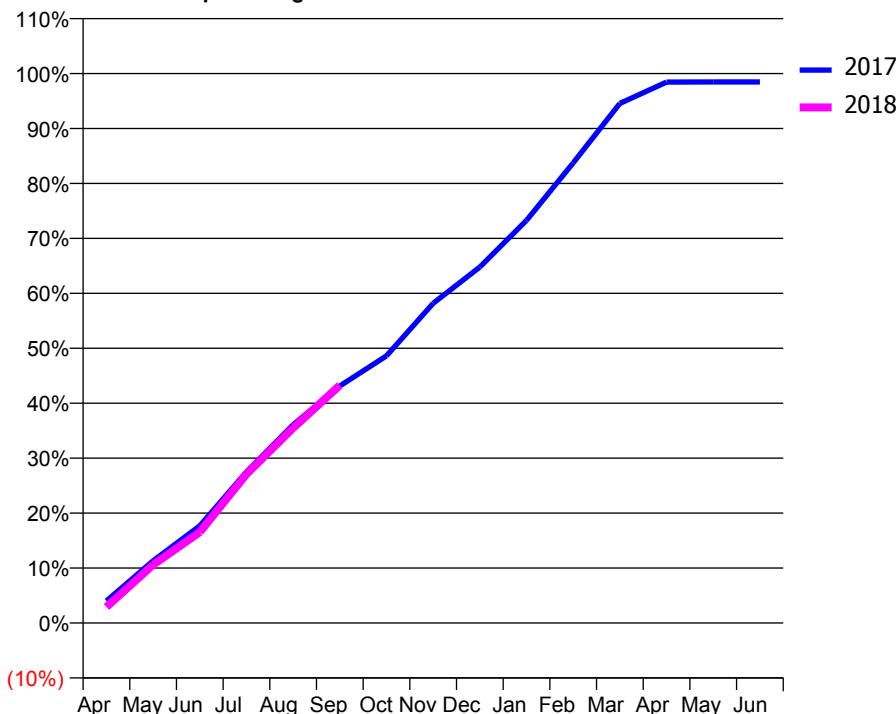
ACCESS*

Patients seen in 24 months	Total	Change since previous quarter
Quarter ending September 2016	6,914	
Quarter ending December 2016	6,986	→
Quarter ending March 2017	7,131	↑
Quarter ending June 2017	7,169	→
Quarter ending September 2017	7,265	→
Variance since September 2016	5.1%	↑



ACTIVITY

Cumulative percentage of contracted UDA delivered 2017 & 2018



Month	Adjusted Scheduled Activity (UDA)	
	2017	2018
April	843	611
May	2,371	2,219
June	3,704	3,464
July	5,762	5,678
August	7,561	7,439
September	9,040	9,066
October	10,189	
November	12,196	
December	13,575	
January	15,357	
February	17,547	
March	19,815	
April	20,633	
May	20,635	
June	20,635	

QUALITY

	Quantity	Base Number	Contract	AT	Region	England
% of FP17s for the same patient ID Re-attending within 3 months - Children	95	1,213	7.8%	10.7%	12.8%	11.9%
% of FP17s for the same patient ID Re-attending within 3 months - Adults	679	5,145	13.2%	14.4%	16.5%	15.9%
% of FP17s for the same patient ID Re-attending between 3 & 9 months - Children	879	1,213	72.5%	57.8%	59.7%	58.1%
% of FP17s for the same patient ID Re-attending between 3 & 9 months - Adults	3,360	5,145	65.3%	52.8%	53.0%	50.6%
% of FP17s for Band 1 Urgent Courses	244	5,523	4.4%	8.2%	9.2%	9.1%
% of FP17s Relating to Free Repair or Replacements	52	5,523	0.9%	1.2%	1.0%	0.8%
% of FP17s Relating to Continuations	144	5,523	2.6%	1.4%	1.2%	1.1%
% of Patients satisfied with the dentistry they have received	14	16	87.5%	91.8%	91.6%	91.4%
% of Patients satisfied with the time they had to wait for an appointment	14	16	87.5%	88.1%	88.1%	87.7%

* This is based on patients treated on this contract for their most recent course of treatment. Figures in italics indicate the base number of FP17s or Patient Questionnaire responses are less than 100. N/A is shown where the base number of responses is less than 10 during the period. % is calculated as Quantity/Base number*100

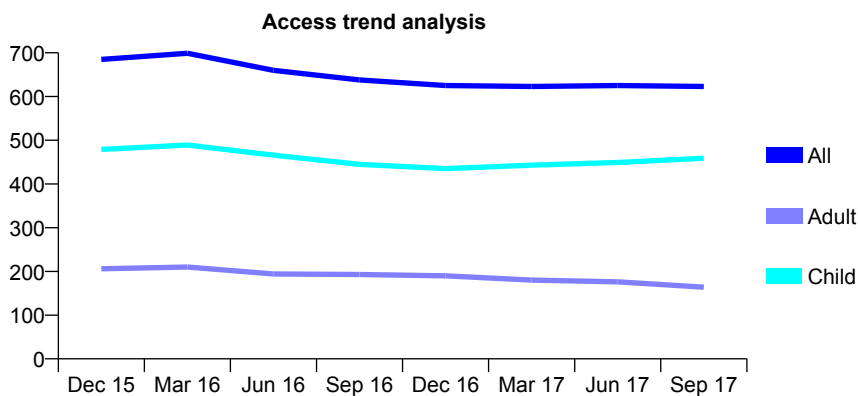
Q49 - Vital Signs At a Glance Contract Report for 128147/0001 - September 2017

Name or company name	Helen Siddle Ltd
Contract type name	GDS Contract
Purpose of contract	General
Contract start date	11/03/2011
Contract end date	

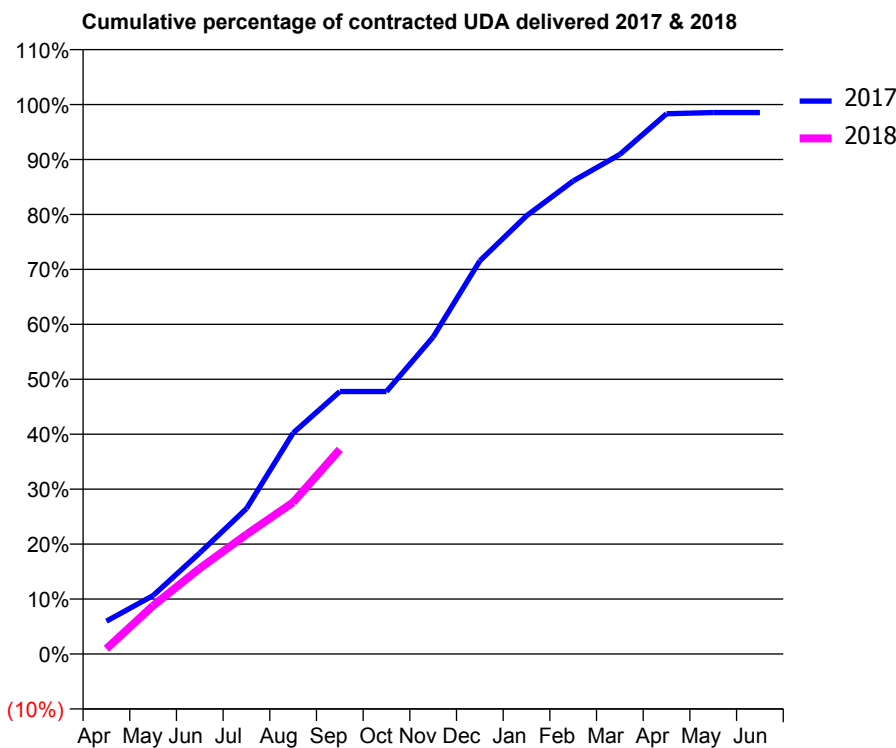
17/18 Contracted general activity (UDA)	1,700
Carry forward general activity (UDA)	25
17/18 Contracted orthodontic activity (UOA)	0
Carry forward orthodontic activity (UOA)	0
Baseline contract value	£40,657.92

ACCESS*

Patients seen in 24 months	Total	Change since previous quarter
Quarter ending September 2016	638	
Quarter ending December 2016	625	↓
Quarter ending March 2017	623	→
Quarter ending June 2017	625	→
Quarter ending September 2017	623	→
Variance since September 2016	(2.4%)	↓



ACTIVITY



Month	Adjusted Scheduled Activity (UDA)	
	2017	2018
April	102	16
May	181	149
June	313	265
July	450	370
August	684	469
September	812	633
October	812	
November	981	
December	1,216	
January	1,356	
February	1,464	
March	1,546	
April	1,671	
May	1,675	
June	1,675	

QUALITY

	Quantity	Base Number	Contract	AT	Region	England
% of FP17s for the same patient ID Re-attending within 3 months - Children	33	403	8.2%	10.7%	12.8%	11.9%
% of FP17s for the same patient ID Re-attending within 3 months - Adults	24	95	25.3%	14.4%	16.5%	15.9%
% of FP17s for the same patient ID Re-attending between 3 & 9 months - Children	235	403	58.3%	57.8%	59.7%	58.1%
% of FP17s for the same patient ID Re-attending between 3 & 9 months - Adults	50	95	52.6%	52.8%	53.0%	50.6%
% of FP17s for Band 1 Urgent Courses	25	407	6.1%	8.2%	9.2%	9.1%
% of FP17s Relating to Free Repair or Replacements	0	407	0.0%	1.2%	1.0%	0.8%
% of FP17s Relating to Continuations	4	407	1.0%	1.4%	1.2%	1.1%
% of Patients satisfied with the dentistry they have received	2	2	N/A	91.8%	91.6%	91.4%
% of Patients satisfied with the time they had to wait for an appointment	0	2	N/A	88.1%	88.1%	87.7%

* This is based on patients treated on this contract for their most recent course of treatment. Figures in italics indicate the base number of FP17s or Patient Questionnaire responses are less than 100. N/A is shown where the base number of responses is less than 10 during the period. % is calculated as Quantity/Base number*100

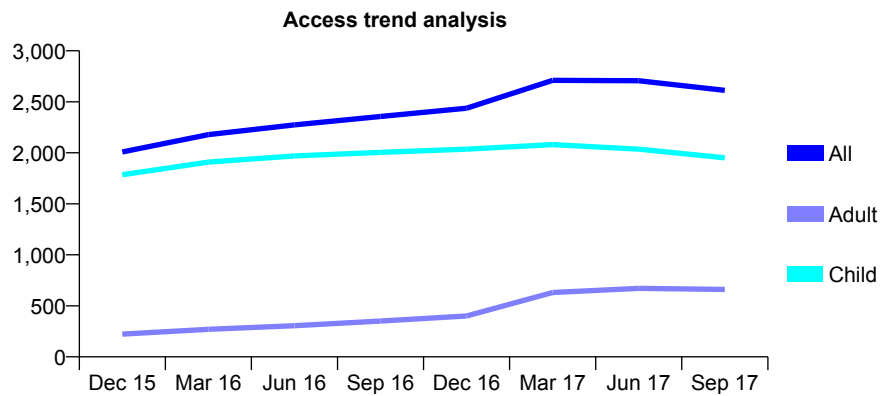
Q49 - Vital Signs At a Glance Contract Report for 128295/0001 - September 2017

Name or company name	Olivers Dental Studio Partnership
Contract type name	GDS Contract
Purpose of contract	General
Contract start date	31/03/2015
Contract end date	

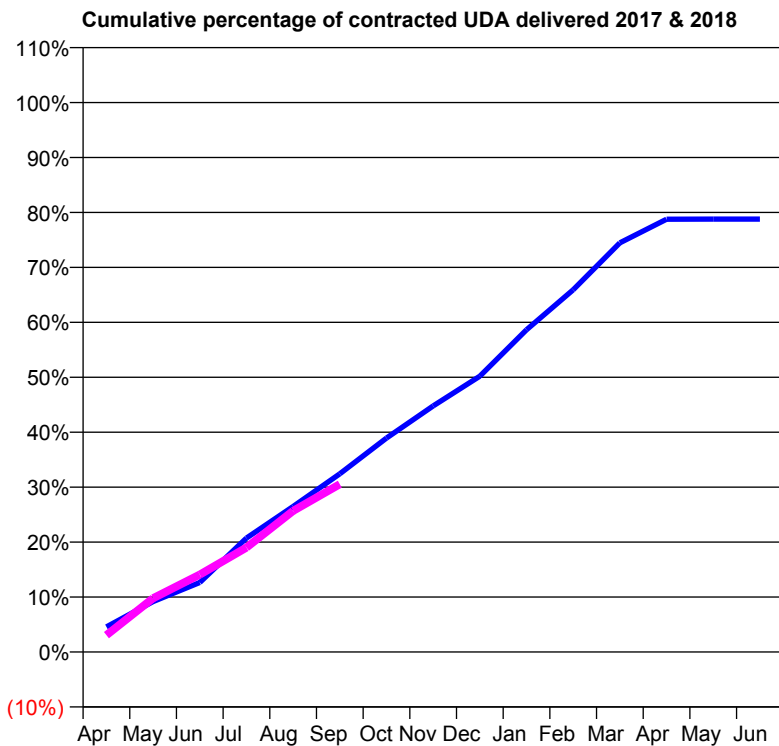
17/18 Contracted general activity (UDA)	9,774
Carry forward general activity (UDA)	0
17/18 Contracted orthodontic activity (UOA)	0
Carry forward orthodontic activity (UOA)	0
Baseline contract value	£245,340.41

ACCESS*

Patients seen in 24 months	Total	Change since previous quarter
Quarter ending September 2016	2,356	
Quarter ending December 2016	2,437	↑
Quarter ending March 2017	2,711	↑
Quarter ending June 2017	2,707	→
Quarter ending September 2017	2,612	↓
Variance since September 2016	10.9%	↑



ACTIVITY



Month	Adjusted Scheduled Activity (UDA)	
	2017	2018
April	448	301
May	899	956
June	1,236	1,377
July	2,027	1,858
August	2,590	2,510
September	3,169	2,986
October	3,806	
November	4,377	
December	4,906	
January	5,732	
February	6,442	
March	7,278	
April	7,697	
May	7,699	
June	7,701	

QUALITY

	Quantity	Base Number	Contract	AT	Region	England
% of FP17s for the same patient ID Re-attending within 3 months - Children	133	1,786	7.4%	10.7%	12.8%	11.9%
% of FP17s for the same patient ID Re-attending within 3 months - Adults	45	373	12.1%	14.4%	16.5%	15.9%
% of FP17s for the same patient ID Re-attending between 3 & 9 months - Children	1,326	1,786	74.2%	57.8%	59.7%	58.1%
% of FP17s for the same patient ID Re-attending between 3 & 9 months - Adults	164	373	44.0%	52.8%	53.0%	50.6%
% of FP17s for Band 1 Urgent Courses	134	1,929	6.9%	8.2%	9.2%	9.1%
% of FP17s Relating to Free Repair or Replacements	1	1,929	0.1%	1.2%	1.0%	0.8%
% of FP17s Relating to Continuations	21	1,929	1.1%	1.4%	1.2%	1.1%
% of Patients satisfied with the dentistry they have received	2	2	N/A	91.8%	91.6%	91.4%
% of Patients satisfied with the time they had to wait for an appointment	2	2	N/A	88.1%	88.1%	87.7%

* This is based on patients treated on this contract for their most recent course of treatment. Figures in italics indicate the base number of FP17s or Patient Questionnaire responses are less than 100. N/A is shown where the base number of responses is less than 10 during the period. % is calculated as Quantity/Base number*100

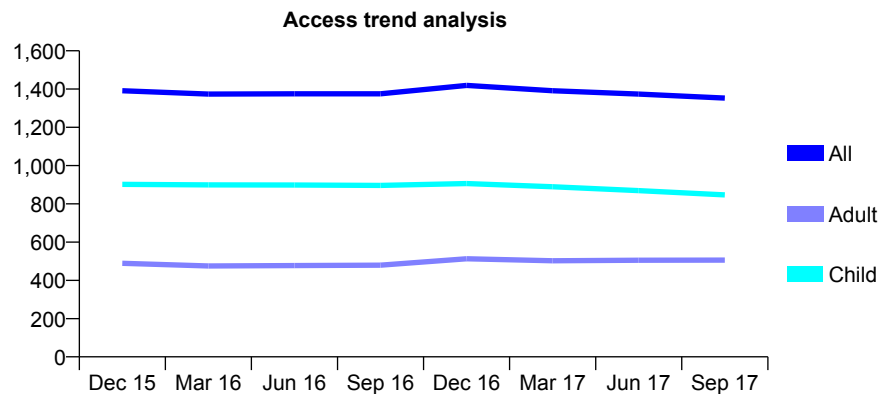
Q49 - Vital Signs At a Glance Contract Report for 129593/0002 - September 2017

Name or company name	Horn Hill Care Services Limited
Contract type name	GDS Contract
Purpose of contract	General and Orthodontic
Contract start date	01/08/2012
Contract end date	

17/18 Contracted general activity (UDA)	5,064
Carry forward general activity (UDA)	0
17/18 Contracted orthodontic activity (UOA)	0
Carry forward orthodontic activity (UOA)	0
Baseline contract value	£146,737.65

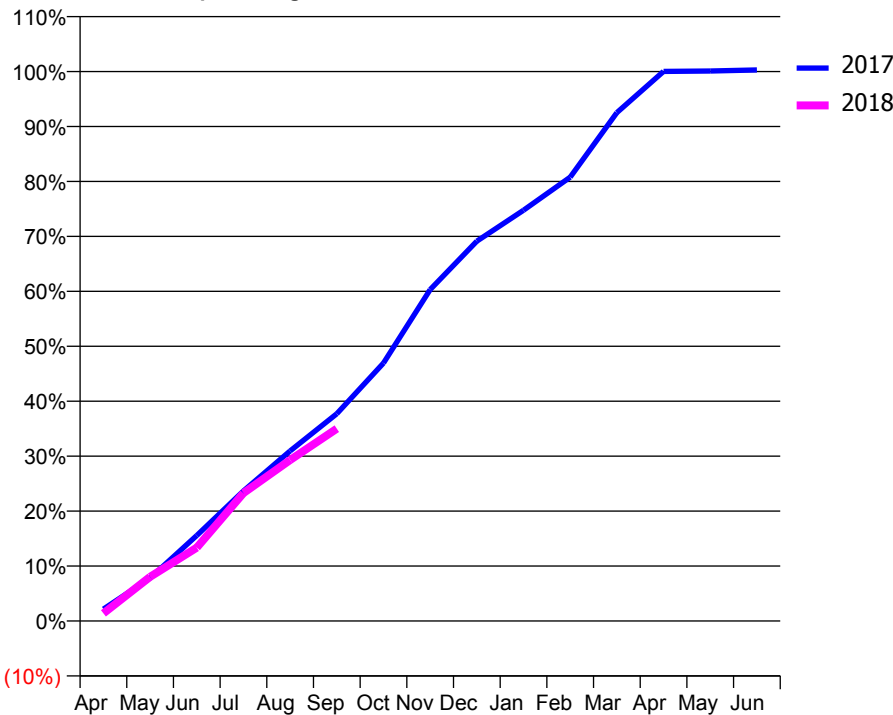
ACCESS*

Patients seen in 24 months	Total	Change since previous quarter
Quarter ending September 2016	1,375	
Quarter ending December 2016	1,419	↑
Quarter ending March 2017	1,391	↓
Quarter ending June 2017	1,374	↓
Quarter ending September 2017	1,353	↓
Variance since September 2016	(1.6%)	↓



ACTIVITY

Cumulative percentage of contracted UDA delivered 2017 & 2018



Month	Adjusted Scheduled Activity (UDA)	
	2017	2018
April	94	71
May	337	407
June	670	676
July	1,019	1,179
August	1,332	1,484
September	1,624	1,772
October	2,020	
November	2,596	
December	2,975	
January	3,218	
February	3,476	
March	3,982	
April	4,305	
May	4,308	
June	4,316	

QUALITY

	Quantity	Base Number	Contract	AT	Region	England
% of FP17s for the same patient ID Re-attending within 3 months - Children	75	800	9.4%	10.7%	12.8%	11.9%
% of FP17s for the same patient ID Re-attending within 3 months - Adults	58	316	18.4%	14.4%	16.5%	15.9%
% of FP17s for the same patient ID Re-attending between 3 & 9 months - Children	607	800	75.9%	57.8%	59.7%	58.1%
% of FP17s for the same patient ID Re-attending between 3 & 9 months - Adults	192	316	60.8%	52.8%	53.0%	50.6%
% of FP17s for Band 1 Urgent Courses	62	938	6.6%	8.2%	9.2%	9.1%
% of FP17s Relating to Free Repair or Replacements	1	938	0.1%	1.2%	1.0%	0.8%
% of FP17s Relating to Continuations	3	938	0.3%	1.4%	1.2%	1.1%
% of Patients satisfied with the dentistry they have received	2	2	N/A	91.8%	91.6%	91.4%
% of Patients satisfied with the time they had to wait for an appointment	2	2	N/A	88.1%	88.1%	87.7%

* This is based on patients treated on this contract for their most recent course of treatment. Figures in italics indicate the base number of FP17s or Patient Questionnaire responses are less than 100. N/A is shown where the base number of responses is less than 10 during the period. % is calculated as Quantity/Base number*100

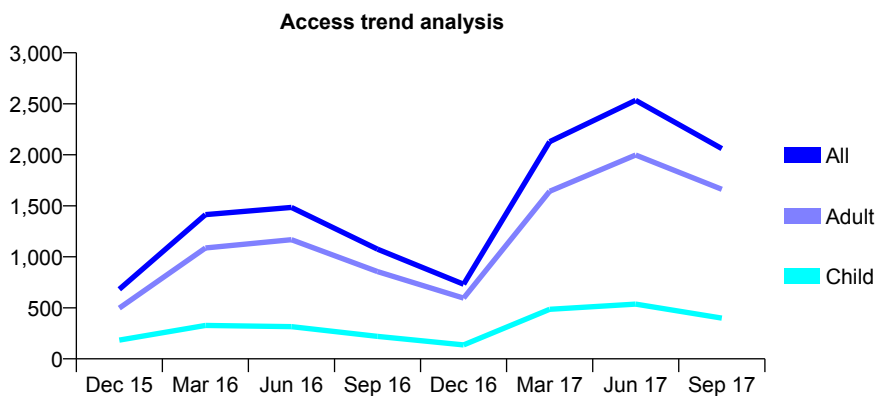
Q49 - Vital Signs At a Glance Contract Report for 130966/0001 - September 2017

Name or company name	Saint Andrews Dental Practice Partnership
Contract type name	GDS Contract
Purpose of contract	General
Contract start date	01/09/2015
Contract end date	

17/18 Contracted general activity (UDA)	8,785
Carry forward general activity (UDA)	0
17/18 Contracted orthodontic activity (UOA)	0
Carry forward orthodontic activity (UOA)	0
Baseline contract value	£210,044.92

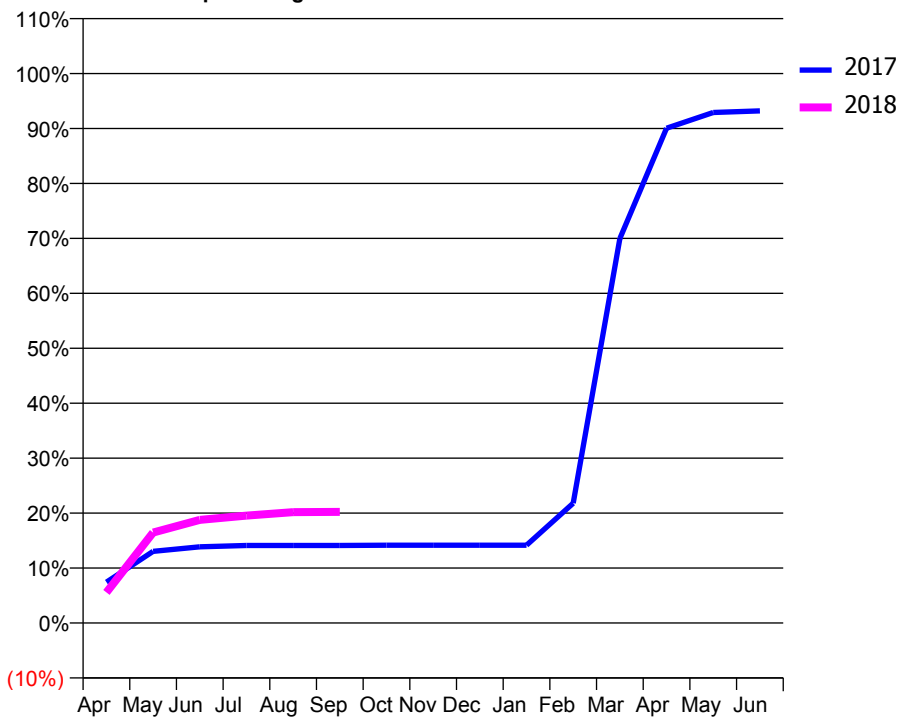
ACCESS*

Patients seen in 24 months	Total	Change since previous quarter
Quarter ending September 2016	1,075	
Quarter ending December 2016	732	↓
Quarter ending March 2017	2,129	↑
Quarter ending June 2017	2,534	↑
Quarter ending September 2017	2,061	↓
Variance since September 2016	91.7%	↑



ACTIVITY

Cumulative percentage of contracted UDA delivered 2017 & 2018



Adjusted Scheduled Activity (UDA)

Month	2017	2018
April	356	489
May	624	1,446
June	664	1,648
July	675	1,718
August	675	1,773
September	675	1,778
October	678	
November	678	
December	678	
January	678	
February	1,043	
March	3,348	
April	4,308	
May	4,446	
June	4,459	

QUALITY

	Quantity	Base Number	Contract	AT	Region	England
% of FP17s for the same patient ID Re-attending within 3 months - Children	7	225	3.1%	10.7%	12.8%	11.9%
% of FP17s for the same patient ID Re-attending within 3 months - Adults	67	869	7.7%	14.4%	16.5%	15.9%
% of FP17s for the same patient ID Re-attending between 3 & 9 months - Children	0	225	0.0%	57.8%	59.7%	58.1%
% of FP17s for the same patient ID Re-attending between 3 & 9 months - Adults	3	869	0.3%	52.8%	53.0%	50.6%
% of FP17s for Band 1 Urgent Courses	59	622	9.5%	8.2%	9.2%	9.1%
% of FP17s Relating to Free Repair or Replacements	2	622	0.3%	1.2%	1.0%	0.8%
% of FP17s Relating to Continuations	7	622	1.1%	1.4%	1.2%	1.1%
% of Patients satisfied with the dentistry they have received	1	1	N/A	91.8%	91.6%	91.4%
% of Patients satisfied with the time they had to wait for an appointment	1	1	N/A	88.1%	88.1%	87.7%

* This is based on patients treated on this contract for their most recent course of treatment. Figures in italics indicate the base number of FP17s or Patient Questionnaire responses are less than 100. N/A is shown where the base number of responses is less than 10 during the period. % is calculated as Quantity/Base number*100

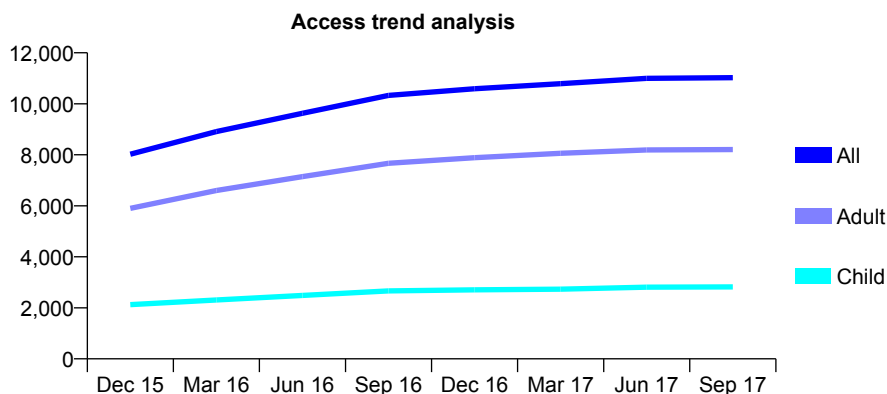
Q49 - Vital Signs At a Glance Contract Report for 130974/0001 - September 2017

Name or company name	Heaton and Blakelaw Partnership
Contract type name	GDS Contract
Purpose of contract	General
Contract start date	27/10/2014
Contract end date	

17/18 Contracted general activity (UDA)	39,634
Carry forward general activity (UDA)	0
17/18 Contracted orthodontic activity (UOA)	0
Carry forward orthodontic activity (UOA)	0
Baseline contract value	£934,181.56

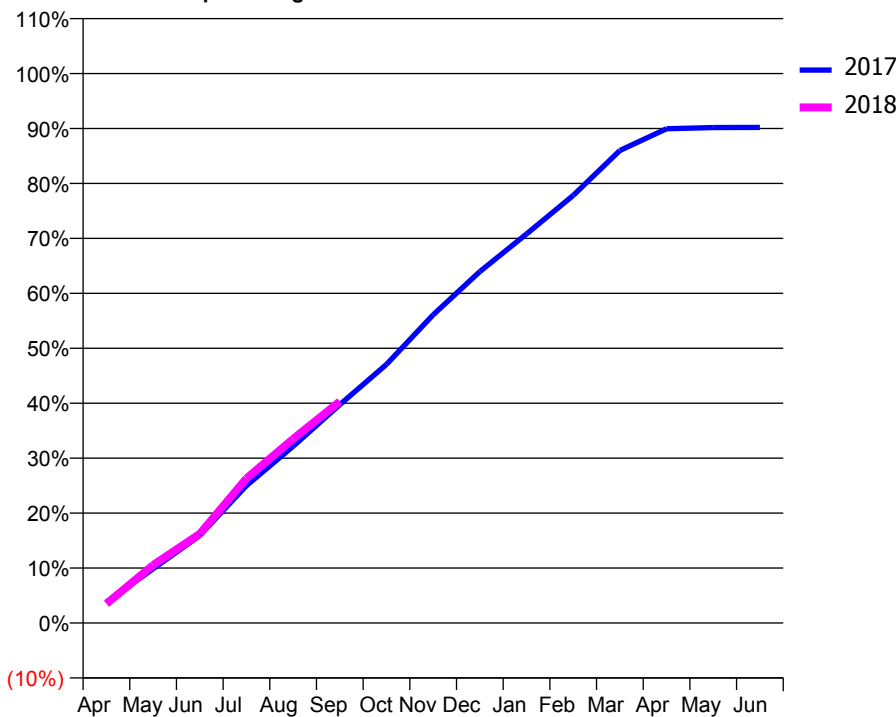
ACCESS*

Patients seen in 24 months	Total	Change since previous quarter
Quarter ending September 2016	10,332	
Quarter ending December 2016	10,591	↑
Quarter ending March 2017	10,788	→
Quarter ending June 2017	10,999	→
Quarter ending September 2017	11,024	→
Variance since September 2016	6.7%	↑



ACTIVITY

Cumulative percentage of contracted UDA delivered 2017 & 2018



Month	Adjusted Scheduled Activity (UDA)	
	2017	2018
April	1,519	1,388
May	3,907	4,179
June	6,311	6,431
July	9,911	10,434
August	12,750	13,278
September	15,753	15,977
October	18,652	
November	22,231	
December	25,352	
January	28,058	
February	30,840	
March	34,081	
April	35,650	
May	35,737	
June	35,743	

QUALITY

	Quantity	Base Number	Contract	AT	Region	England
% of FP17s for the same patient ID Re-attending within 3 months - Children	92	1,894	4.9%	10.7%	12.8%	11.9%
% of FP17s for the same patient ID Re-attending within 3 months - Adults	730	5,265	13.9%	14.4%	16.5%	15.9%
% of FP17s for the same patient ID Re-attending between 3 & 9 months - Children	1,106	1,894	58.4%	57.8%	59.7%	58.1%
% of FP17s for the same patient ID Re-attending between 3 & 9 months - Adults	2,765	5,265	52.5%	52.8%	53.0%	50.6%
% of FP17s for Band 1 Urgent Courses	419	6,583	6.4%	8.2%	9.2%	9.1%
% of FP17s Relating to Free Repair or Replacements	110	6,583	1.7%	1.2%	1.0%	0.8%
% of FP17s Relating to Continuations	153	6,583	2.3%	1.4%	1.2%	1.1%
% of Patients satisfied with the dentistry they have received	12	15	80.0%	91.8%	91.6%	91.4%
% of Patients satisfied with the time they had to wait for an appointment	12	15	80.0%	88.1%	88.1%	87.7%

* This is based on patients treated on this contract for their most recent course of treatment. Figures in italics indicate the base number of FP17s or Patient Questionnaire responses are less than 100. N/A is shown where the base number of responses is less than 10 during the period. % is calculated as Quantity/Base number*100

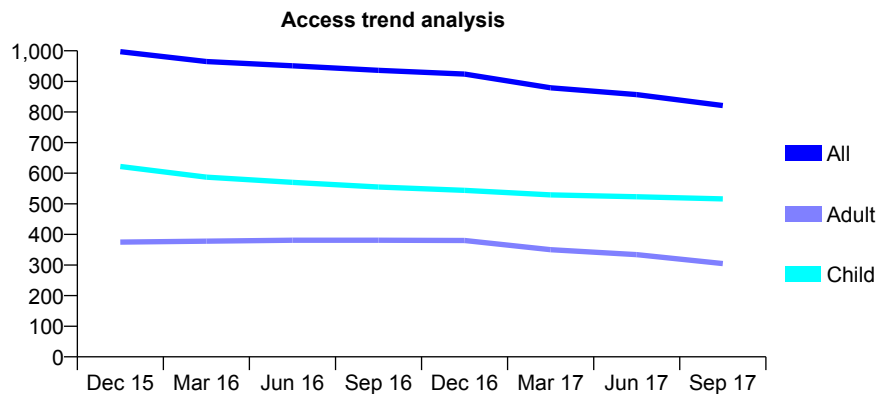
Q49 - Vital Signs At a Glance Contract Report for 131962/0001 - September 2017

Name or company name	Gateshead Lobley Hill Partnership
Contract type name	GDS Contract
Purpose of contract	General
Contract start date	01/07/2013
Contract end date	

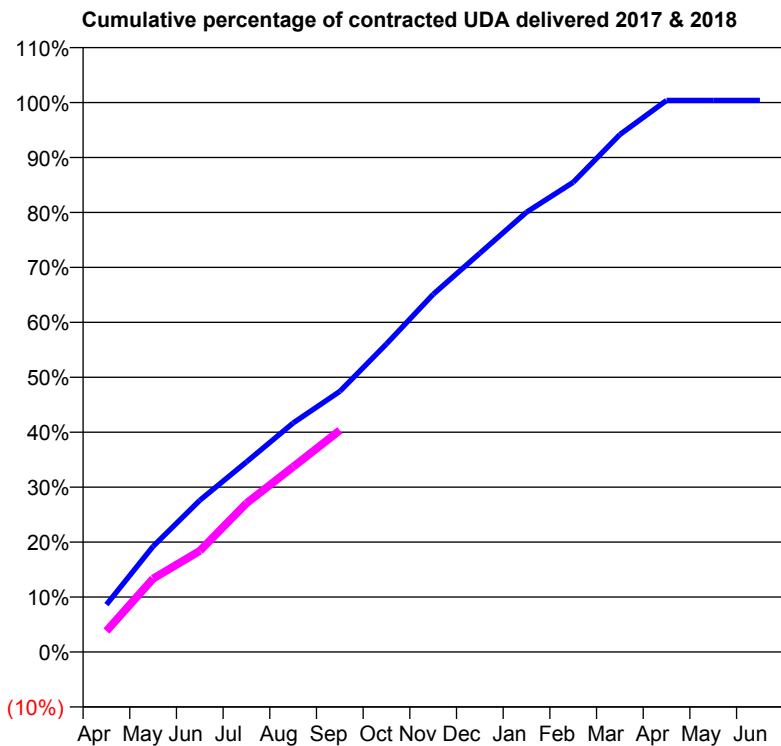
17/18 Contracted general activity (UDA)	2,475
Carry forward general activity (UDA)	-9
17/18 Contracted orthodontic activity (UOA)	0
Carry forward orthodontic activity (UOA)	0
Baseline contract value	£67,778.10

ACCESS*

Patients seen in 24 months	Total	Change since previous quarter
Quarter ending September 2016	936	
Quarter ending December 2016	924	↓
Quarter ending March 2017	879	↓
Quarter ending June 2017	857	↓
Quarter ending September 2017	821	↓
Variance since September 2016	(12.3%)	↓



ACTIVITY



Month	Adjusted Scheduled Activity (UDA)	
	2017	2018
April	214	95
May	476	331
June	683	456
July	856	670
August	1,032	834
September	1,174	998
October	1,388	
November	1,611	
December	1,796	
January	1,981	
February	2,116	
March	2,331	
April	2,484	
May	2,484	
June	2,484	

QUALITY

	Quantity	Base Number	Contract	AT	Region	England
% of FP17s for the same patient ID Re-attending within 3 months - Children	49	500	9.8%	10.7%	12.8%	11.9%
% of FP17s for the same patient ID Re-attending within 3 months - Adults	34	196	17.3%	14.4%	16.5%	15.9%
% of FP17s for the same patient ID Re-attending between 3 & 9 months - Children	325	500	65.0%	57.8%	59.7%	58.1%
% of FP17s for the same patient ID Re-attending between 3 & 9 months - Adults	107	196	54.6%	52.8%	53.0%	50.6%
% of FP17s for Band 1 Urgent Courses	37	613	6.0%	8.2%	9.2%	9.1%
% of FP17s Relating to Free Repair or Replacements	3	613	0.5%	1.2%	1.0%	0.8%
% of FP17s Relating to Continuations	15	613	2.4%	1.4%	1.2%	1.1%
% of Patients satisfied with the dentistry they have received	2	3	N/A	91.8%	91.6%	91.4%
% of Patients satisfied with the time they had to wait for an appointment	2	3	N/A	88.1%	88.1%	87.7%

* This is based on patients treated on this contract for their most recent course of treatment. Figures in italics indicate the base number of FP17s or Patient Questionnaire responses are less than 100. N/A is shown where the base number of responses is less than 10 during the period. % is calculated as Quantity/Base number*100

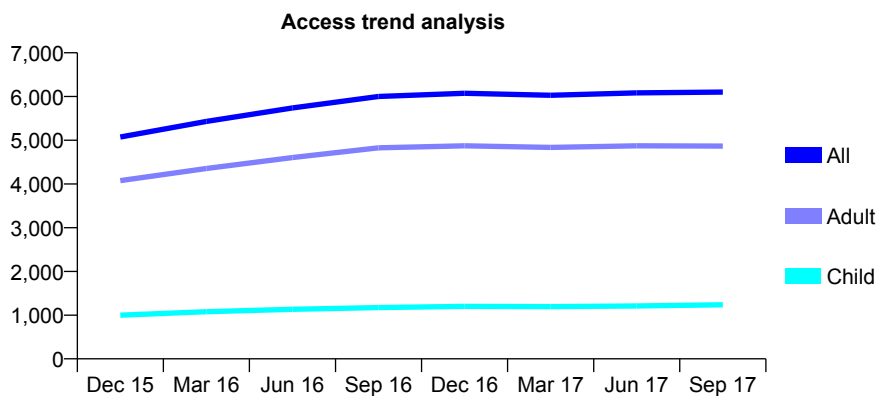
Q49 - Vital Signs At a Glance Contract Report for 132098/0001 - September 2017

Name or company name	Ryton Dental Clinic
Contract type name	GDS Contract
Purpose of contract	General
Contract start date	01/11/2014
Contract end date	

17/18 Contracted general activity (UDA)	20,000
Carry forward general activity (UDA)	-177
17/18 Contracted orthodontic activity (UOA)	0
Carry forward orthodontic activity (UOA)	0
Baseline contract value	£459,849.23

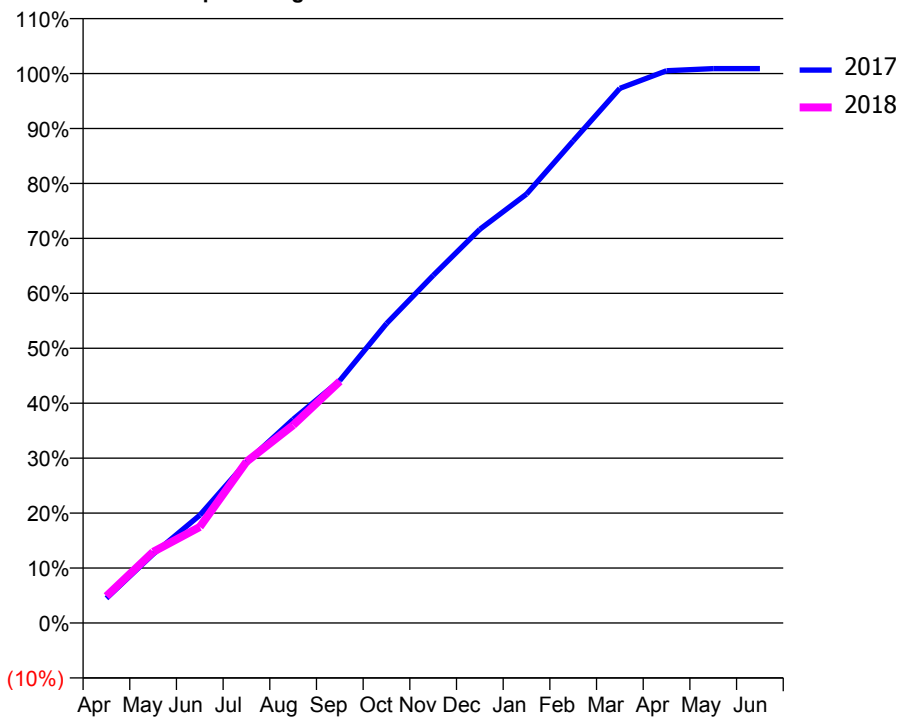
ACCESS*

Patients seen in 24 months	Total	Change since previous quarter
Quarter ending September 2016	6,001	
Quarter ending December 2016	6,074	→
Quarter ending March 2017	6,030	→
Quarter ending June 2017	6,083	→
Quarter ending September 2017	6,102	→
Variance since September 2016	1.7%	→



ACTIVITY

Cumulative percentage of contracted UDA delivered 2017 & 2018



Adjusted Scheduled Activity (UDA)

Month	2017	2018
April	899	976
May	2,509	2,588
June	3,925	3,497
July	5,855	5,871
August	7,414	7,202
September	8,825	8,797
October	10,898	
November	12,652	
December	14,331	
January	15,611	
February	17,549	
March	19,461	
April	20,098	
May	20,177	
June	20,177	

QUALITY

	Quantity	Base Number	Contract	AT	Region	England
% of FP17s for the same patient ID Re-attending within 3 months - Children	73	943	7.7%	10.7%	12.8%	11.9%
% of FP17s for the same patient ID Re-attending within 3 months - Adults	385	3,474	11.1%	14.4%	16.5%	15.9%
% of FP17s for the same patient ID Re-attending between 3 & 9 months - Children	582	943	61.7%	57.8%	59.7%	58.1%
% of FP17s for the same patient ID Re-attending between 3 & 9 months - Adults	2,286	3,474	65.8%	52.8%	53.0%	50.6%
% of FP17s for Band 1 Urgent Courses	161	3,909	4.1%	8.2%	9.2%	9.1%
% of FP17s Relating to Free Repair or Replacements	33	3,909	0.8%	1.2%	1.0%	0.8%
% of FP17s Relating to Continuations	91	3,909	2.3%	1.4%	1.2%	1.1%
% of Patients satisfied with the dentistry they have received	13	13	100.0%	91.8%	91.6%	91.4%
% of Patients satisfied with the time they had to wait for an appointment	13	13	100.0%	88.1%	88.1%	87.7%

* This is based on patients treated on this contract for their most recent course of treatment. Figures in italics indicate the base number of FP17s or Patient Questionnaire responses are less than 100. N/A is shown where the base number of responses is less than 10 during the period. % is calculated as Quantity/Base number*100

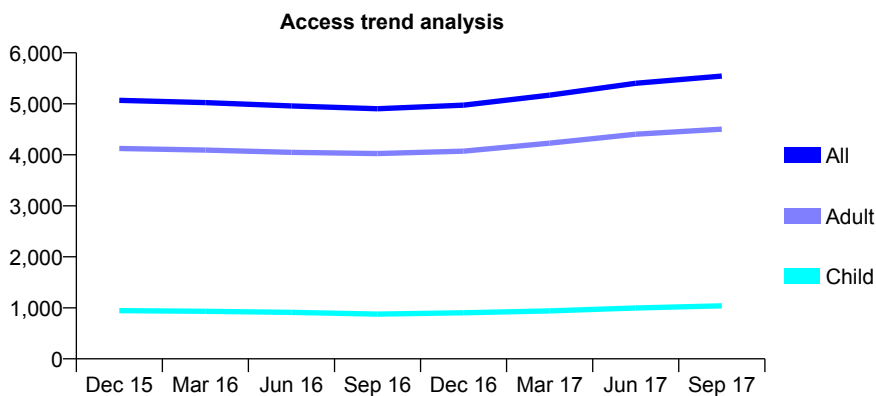
Q49 - Vital Signs At a Glance Contract Report for 133027/0001 - September 2017

Name or company name	Dalton Dental Surgery Partnership
Contract type name	GDS Contract
Purpose of contract	General
Contract start date	01/11/2013
Contract end date	

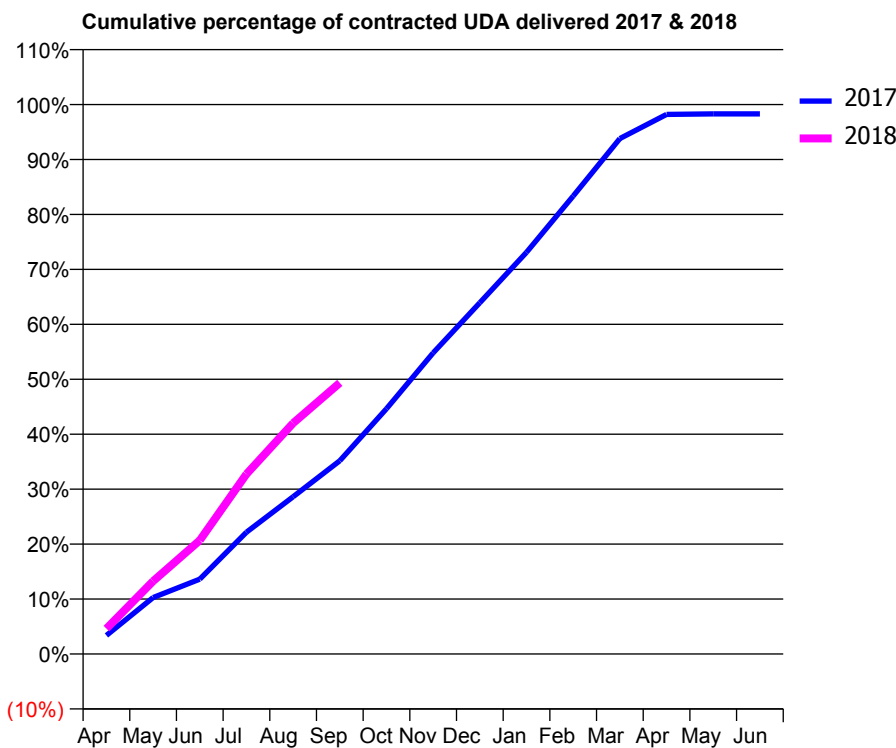
17/18 Contracted general activity (UDA)	16,000
Carry forward general activity (UDA)	0
17/18 Contracted orthodontic activity (UOA)	0
Carry forward orthodontic activity (UOA)	0
Baseline contract value	£445,177.82

ACCESS*

Patients seen in 24 months	Total	Change since previous quarter
Quarter ending September 2016	4,902	
Quarter ending December 2016	4,973	→
Quarter ending March 2017	5,169	↑
Quarter ending June 2017	5,402	↑
Quarter ending September 2017	5,544	↑
Variance since September 2016	13.1%	↑



ACTIVITY



Month	2017	2018
April	508	739
May	1,541	2,121
June	2,045	3,311
July	3,325	5,242
August	4,293	6,722
September	5,277	7,894
October	6,696	
November	8,222	
December	9,591	
January	10,964	
February	12,502	
March	14,071	
April	14,729	
May	14,743	
June	14,743	

QUALITY

	Quantity	Base Number	Contract	AT	Region	England
% of FP17s for the same patient ID Re-attending within 3 months - Children	44	856	5.1%	10.7%	12.8%	11.9%
% of FP17s for the same patient ID Re-attending within 3 months - Adults	378	3,420	11.1%	14.4%	16.5%	15.9%
% of FP17s for the same patient ID Re-attending between 3 & 9 months - Children	526	856	61.4%	57.8%	59.7%	58.1%
% of FP17s for the same patient ID Re-attending between 3 & 9 months - Adults	1,836	3,420	53.7%	52.8%	53.0%	50.6%
% of FP17s for Band 1 Urgent Courses	303	3,976	7.6%	8.2%	9.2%	9.1%
% of FP17s Relating to Free Repair or Replacements	58	3,976	1.5%	1.2%	1.0%	0.8%
% of FP17s Relating to Continuations	40	3,976	1.0%	1.4%	1.2%	1.1%
% of Patients satisfied with the dentistry they have received	12	13	92.3%	91.8%	91.6%	91.4%
% of Patients satisfied with the time they had to wait for an appointment	8	13	61.5%	88.1%	88.1%	87.7%

* This is based on patients treated on this contract for their most recent course of treatment. Figures in italics indicate the base number of FP17s or Patient Questionnaire responses are less than 100. N/A is shown where the base number of responses is less than 10 during the period. % is calculated as Quantity/Base number*100

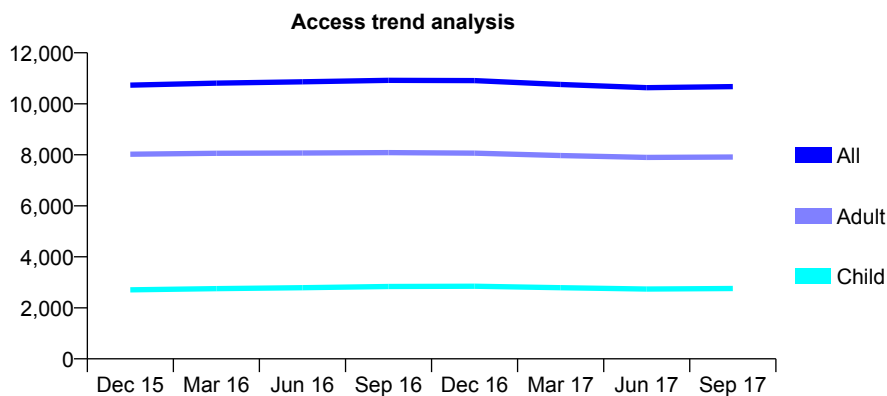
Q49 - Vital Signs At a Glance Contract Report for 133639/0001 - September 2017

Name or company name	DP Rundle Dentalcare Partnership
Contract type name	GDS Contract
Purpose of contract	General
Contract start date	20/01/2014
Contract end date	

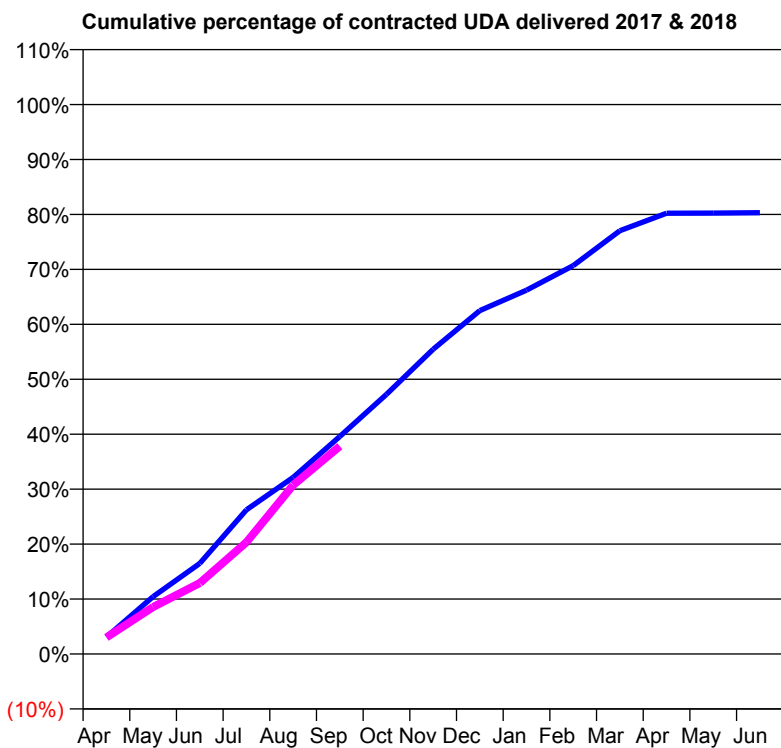
17/18 Contracted general activity (UDA)	27,000
Carry forward general activity (UDA)	0
17/18 Contracted orthodontic activity (UOA)	0
Carry forward orthodontic activity (UOA)	0
Baseline contract value	£786,382.11

ACCESS*

Patients seen in 24 months	Total	Change since previous quarter
Quarter ending September 2016	10,922	
Quarter ending December 2016	10,911	→
Quarter ending March 2017	10,759	↓
Quarter ending June 2017	10,634	↓
Quarter ending September 2017	10,673	→
Variance since September 2016	(2.3%)	↓



ACTIVITY



Month	Adjusted Scheduled Activity (UDA)	
	2017	2018
April	879	819
May	2,981	2,310
June	4,696	3,488
July	7,477	5,491
August	9,157	8,298
September	11,281	10,214
October	13,470	
November	15,808	
December	17,816	
January	18,873	
February	20,143	
March	21,956	
April	22,861	
May	22,866	
June	22,886	

QUALITY

	Quantity	Base Number	Contract	AT	Region	England
% of FP17s for the same patient ID Re-attending within 3 months - Children	60	1,585	3.8%	10.7%	12.8%	11.9%
% of FP17s for the same patient ID Re-attending within 3 months - Adults	598	4,426	13.5%	14.4%	16.5%	15.9%
% of FP17s for the same patient ID Re-attending between 3 & 9 months - Children	520	1,585	32.8%	57.8%	59.7%	58.1%
% of FP17s for the same patient ID Re-attending between 3 & 9 months - Adults	1,581	4,426	35.7%	52.8%	53.0%	50.6%
% of FP17s for Band 1 Urgent Courses	581	5,538	10.5%	8.2%	9.2%	9.1%
% of FP17s Relating to Free Repair or Replacements	24	5,538	0.4%	1.2%	1.0%	0.8%
% of FP17s Relating to Continuations	68	5,538	1.2%	1.4%	1.2%	1.1%
% of Patients satisfied with the dentistry they have received	14	14	100.0%	91.8%	91.6%	91.4%
% of Patients satisfied with the time they had to wait for an appointment	13	14	92.9%	88.1%	88.1%	87.7%

* This is based on patients treated on this contract for their most recent course of treatment. Figures in italics indicate the base number of FP17s or Patient Questionnaire responses are less than 100. N/A is shown where the base number of responses is less than 10 during the period. % is calculated as Quantity/Base number*100

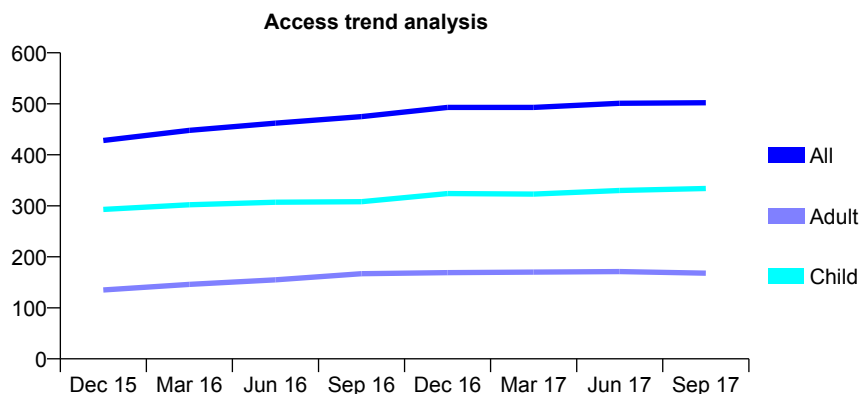
Q49 - Vital Signs At a Glance Contract Report for 134015/0001 - September 2017

Name or company name	Alistair Morgan and Associates Limited
Contract type name	GDS Contract
Purpose of contract	General
Contract start date	01/02/2015
Contract end date	

17/18 Contracted general activity (UDA)	1,700
Carry forward general activity (UDA)	0
17/18 Contracted orthodontic activity (UOA)	0
Carry forward orthodontic activity (UOA)	0
Baseline contract value	£43,134.29

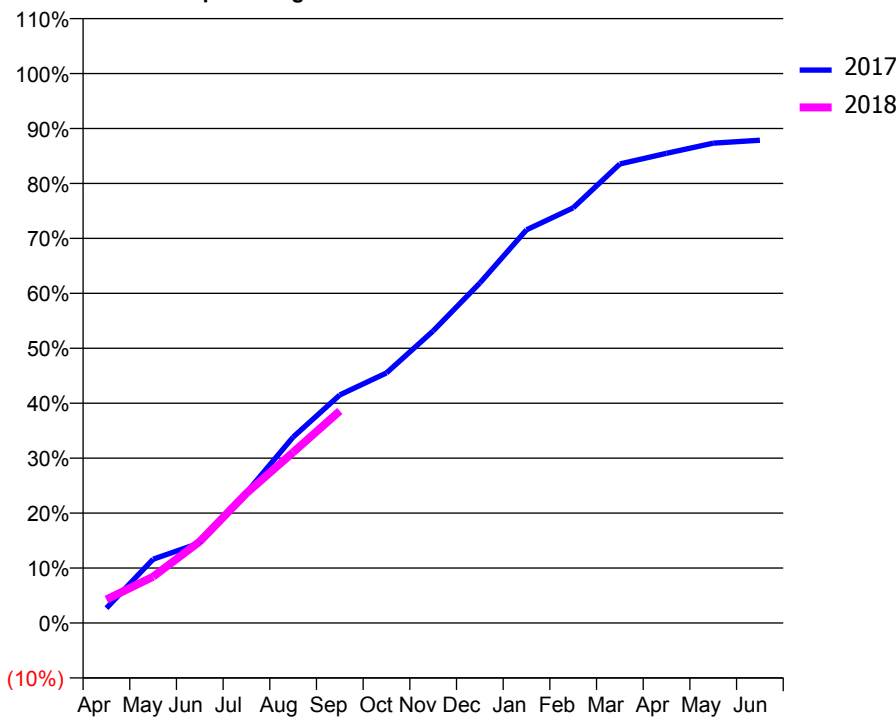
ACCESS*

Patients seen in 24 months	Total	Change since previous quarter
Quarter ending September 2016	475	
Quarter ending December 2016	493	↑
Quarter ending March 2017	493	→
Quarter ending June 2017	501	→
Quarter ending September 2017	502	→
Variance since September 2016	5.7%	↑



ACTIVITY

Cumulative percentage of contracted UDA delivered 2017 & 2018



Month	Adjusted Scheduled Activity (UDA)	
	2017	2018
April	46	73
May	197	143
June	248	252
July	404	402
August	575	528
September	706	656
October	774	
November	904	
December	1,052	
January	1,216	
February	1,285	
March	1,420	
April	1,453	
May	1,485	
June	1,494	

QUALITY

	Quantity	Base Number	Contract	AT	Region	England
% of FP17s for the same patient ID Re-attending within 3 months - Children	51	399	12.8%	10.7%	12.8%	11.9%
% of FP17s for the same patient ID Re-attending within 3 months - Adults	9	94	9.6%	14.4%	16.5%	15.9%
% of FP17s for the same patient ID Re-attending between 3 & 9 months - Children	290	399	72.7%	57.8%	59.7%	58.1%
% of FP17s for the same patient ID Re-attending between 3 & 9 months - Adults	72	94	76.6%	52.8%	53.0%	50.6%
% of FP17s for Band 1 Urgent Courses	15	452	3.3%	8.2%	9.2%	9.1%
% of FP17s Relating to Free Repair or Replacements	0	452	0.0%	1.2%	1.0%	0.8%
% of FP17s Relating to Continuations	3	452	0.7%	1.4%	1.2%	1.1%
% of Patients satisfied with the dentistry they have received	0	0	N/A	91.8%	91.6%	91.4%
% of Patients satisfied with the time they had to wait for an appointment	0	0	N/A	88.1%	88.1%	87.7%

* This is based on patients treated on this contract for their most recent course of treatment. Figures in italics indicate the base number of FP17s or Patient Questionnaire responses are less than 100. N/A is shown where the base number of responses is less than 10 during the period. % is calculated as Quantity/Base number*100

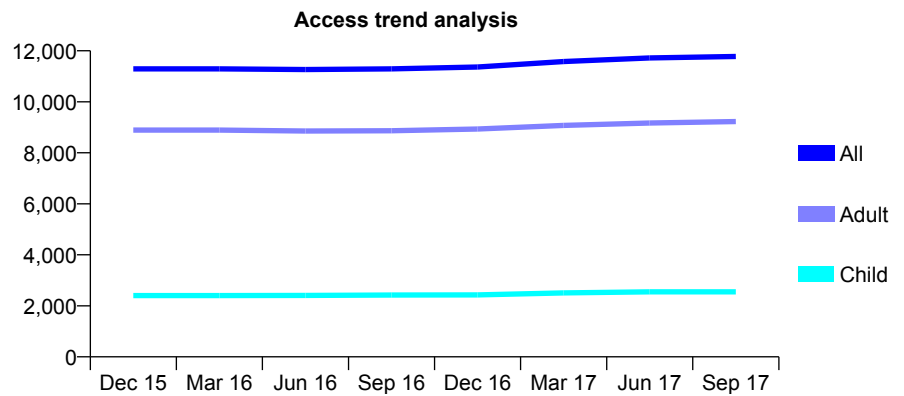
Q49 - Vital Signs At a Glance Contract Report for 134058/0001 - September 2017

Name or company name	Alison Brett Dental Care LLP
Contract type name	GDS Contract
Purpose of contract	General and Orthodontic
Contract start date	01/08/2012
Contract end date	

17/18 Contracted general activity (UDA)	35,029
Carry forward general activity (UDA)	894
17/18 Contracted orthodontic activity (UOA)	300
Carry forward orthodontic activity (UOA)	0
Baseline contract value	£1,029,728.93

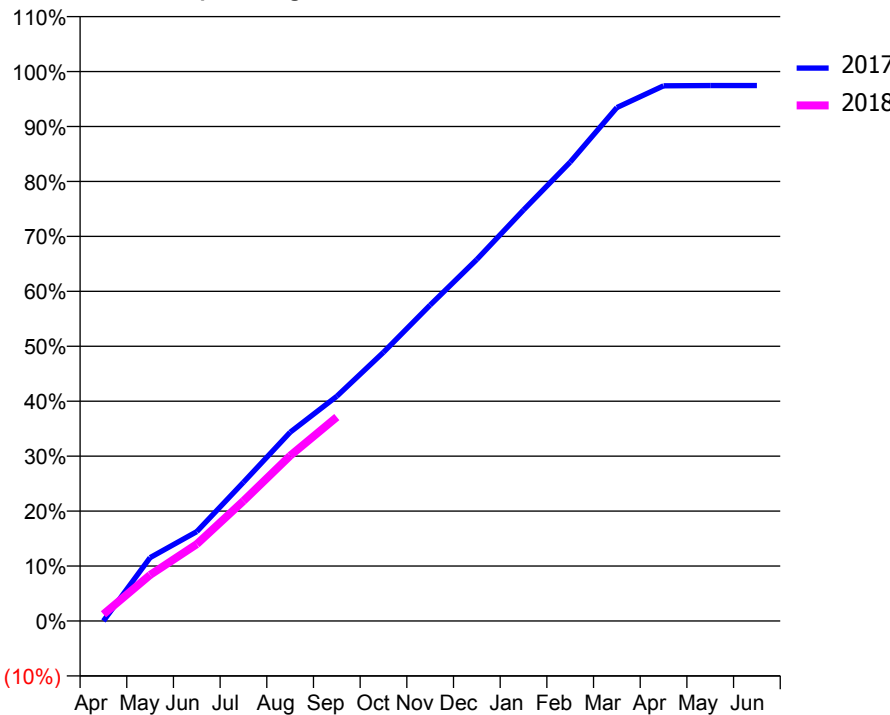
ACCESS*

Patients seen in 24 months	Total	Change since previous quarter
Quarter ending September 2016	11,289	
Quarter ending December 2016	11,364	→
Quarter ending March 2017	11,580	→
Quarter ending June 2017	11,718	→
Quarter ending September 2017	11,777	→
Variance since September 2016	4.3%	↑



ACTIVITY

Cumulative percentage of contracted UDA delivered 2017 & 2018



Month	Adjusted Scheduled Activity (UDA)	
	2017	2018
April	0	425
May	4,038	2,939
June	5,696	4,896
July	8,847	7,657
August	12,030	10,533
September	14,326	12,999
October	17,131	
November	20,139	
December	23,051	
January	26,202	
February	29,254	
March	32,735	
April	34,119	
May	34,133	
June	34,135	

QUALITY

	Quantity	Base Number	Contract	AT	Region	England
% of FP17s for the same patient ID Re-attending within 3 months - Children	186	2,189	8.5%	10.7%	12.8%	11.9%
% of FP17s for the same patient ID Re-attending within 3 months - Adults	1,060	6,964	15.2%	14.4%	16.5%	15.9%
% of FP17s for the same patient ID Re-attending between 3 & 9 months - Children	1,492	2,189	68.2%	57.8%	59.7%	58.1%
% of FP17s for the same patient ID Re-attending between 3 & 9 months - Adults	4,037	6,964	58.0%	52.8%	53.0%	50.6%
% of FP17s for Band 1 Urgent Courses	931	7,474	12.5%	8.2%	9.2%	9.1%
% of FP17s Relating to Free Repair or Replacements	95	7,474	1.3%	1.2%	1.0%	0.8%
% of FP17s Relating to Continuations	86	7,474	1.2%	1.4%	1.2%	1.1%
% of Patients satisfied with the dentistry they have received	25	25	100.0%	91.8%	91.6%	91.4%
% of Patients satisfied with the time they had to wait for an appointment	25	25	100.0%	88.1%	88.1%	87.7%

* This is based on patients treated on this contract for their most recent course of treatment. Figures in italics indicate the base number of FP17s or Patient Questionnaire responses are less than 100. N/A is shown where the base number of responses is less than 10 during the period. % is calculated as Quantity/Base number*100

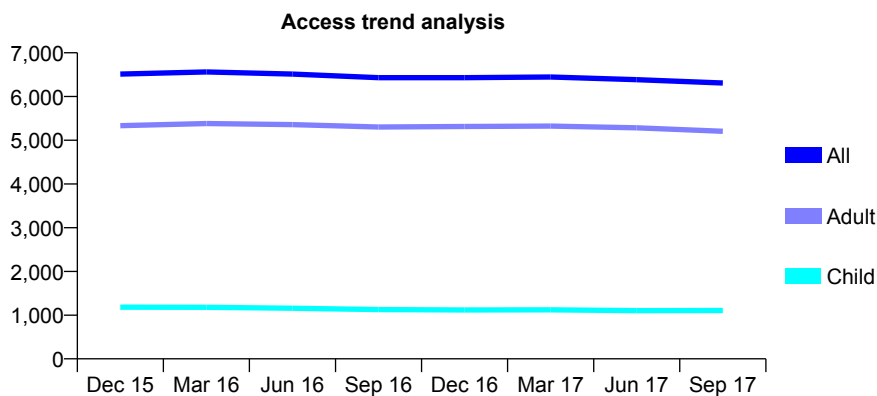
Q49 - Vital Signs At a Glance Contract Report for 136360/0001 - September 2017

Name or company name	The Mill Dental Practice Partnership
Contract type name	GDS Contract
Purpose of contract	General
Contract start date	31/01/2014
Contract end date	

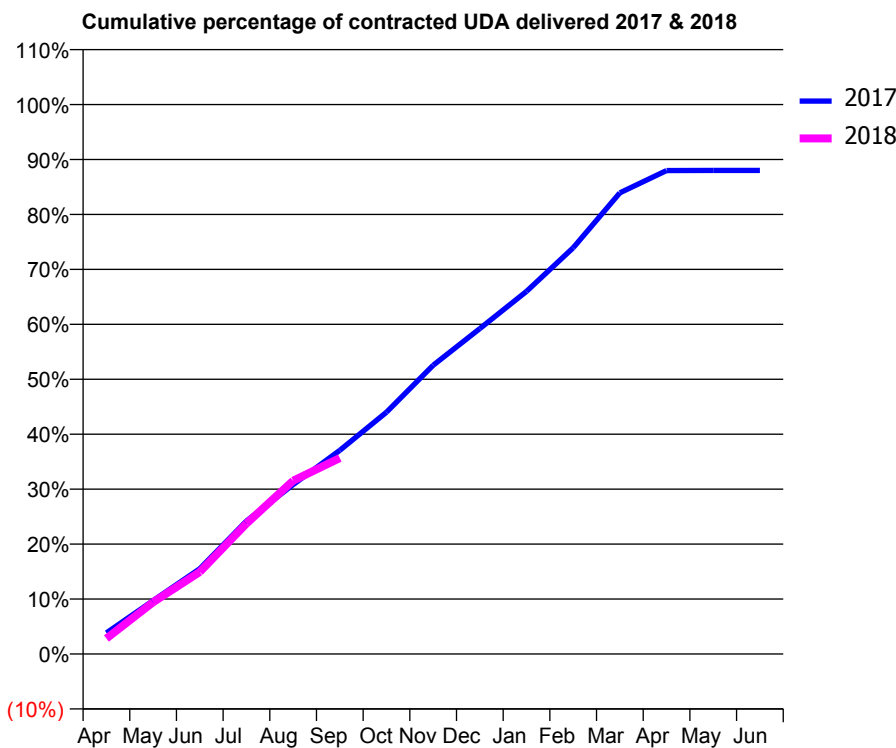
17/18 Contracted general activity (UDA)	21,000
Carry forward general activity (UDA)	0
17/18 Contracted orthodontic activity (UOA)	0
Carry forward orthodontic activity (UOA)	0
Baseline contract value	£547,441.90

ACCESS*

Patients seen in 24 months	Total	Change since previous quarter
Quarter ending September 2016	6,431	
Quarter ending December 2016	6,432	→
Quarter ending March 2017	6,446	→
Quarter ending June 2017	6,385	→
Quarter ending September 2017	6,310	↓
Variance since September 2016	(1.9%)	↓



ACTIVITY



Month	Adjusted Scheduled Activity (UDA)	
	2017	2018
April	808	591
May	2,039	1,978
June	3,261	3,135
July	5,083	4,986
August	6,476	6,621
September	7,782	7,490
October	9,240	
November	11,036	
December	12,439	
January	13,859	
February	15,526	
March	17,623	
April	18,475	
May	18,482	
June	18,483	

QUALITY

	Quantity	Base Number	Contract	AT	Region	England
% of FP17s for the same patient ID Re-attending within 3 months - Children	45	807	5.6%	10.7%	12.8%	11.9%
% of FP17s for the same patient ID Re-attending within 3 months - Adults	369	3,093	11.9%	14.4%	16.5%	15.9%
% of FP17s for the same patient ID Re-attending between 3 & 9 months - Children	493	807	61.1%	57.8%	59.7%	58.1%
% of FP17s for the same patient ID Re-attending between 3 & 9 months - Adults	1,668	3,093	53.9%	52.8%	53.0%	50.6%
% of FP17s for Band 1 Urgent Courses	216	3,537	6.1%	8.2%	9.2%	9.1%
% of FP17s Relating to Free Repair or Replacements	44	3,537	1.2%	1.2%	1.0%	0.8%
% of FP17s Relating to Continuations	66	3,537	1.9%	1.4%	1.2%	1.1%
% of Patients satisfied with the dentistry they have received	2	3	N/A	91.8%	91.6%	91.4%
% of Patients satisfied with the time they had to wait for an appointment	3	3	N/A	88.1%	88.1%	87.7%

* This is based on patients treated on this contract for their most recent course of treatment. Figures in italics indicate the base number of FP17s or Patient Questionnaire responses are less than 100. N/A is shown where the base number of responses is less than 10 during the period. % is calculated as Quantity/Base number*100

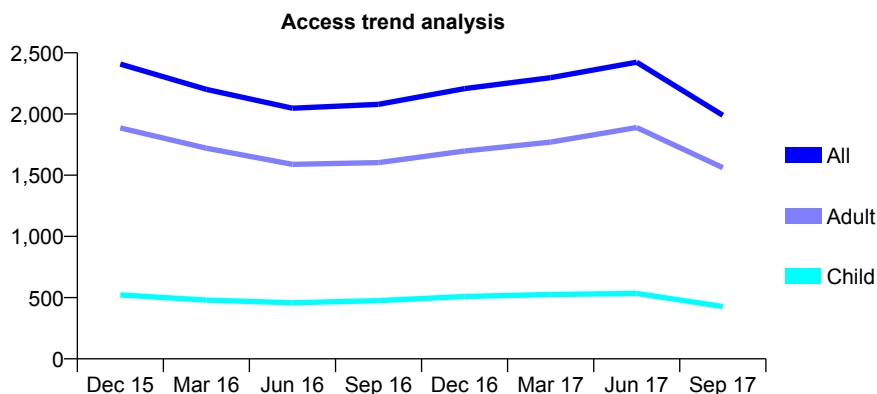
Q49 - Vital Signs At a Glance Contract Report for 138576/0001 - September 2017

Name or company name	Dr J A Richards Limited
Contract type name	GDS Contract
Purpose of contract	General
Contract start date	01/04/2009
Contract end date	

17/18 Contracted general activity (UDA)	7,000
Carry forward general activity (UDA)	0
17/18 Contracted orthodontic activity (UOA)	0
Carry forward orthodontic activity (UOA)	0
Baseline contract value	£167,397.18

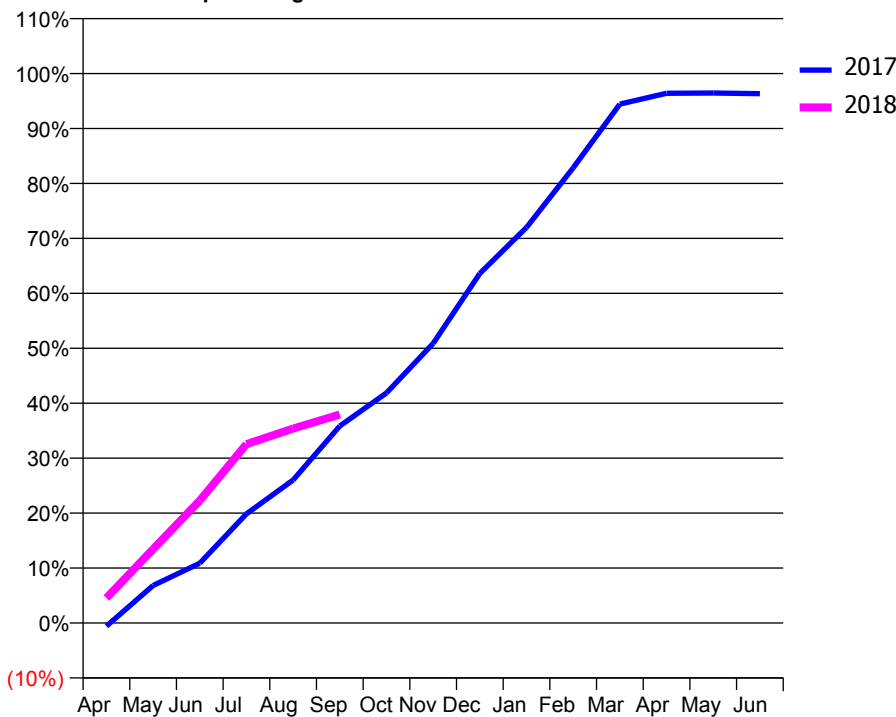
ACCESS*

Patients seen in 24 months	Total	Change since previous quarter
Quarter ending September 2016	2,079	
Quarter ending December 2016	2,207	↑
Quarter ending March 2017	2,297	↑
Quarter ending June 2017	2,423	↑
Quarter ending September 2017	1,990	↓
Variance since September 2016	(4.3%)	↓



ACTIVITY

Cumulative percentage of contracted UDA delivered 2017 & 2018



Month	Adjusted Scheduled Activity (UDA)	
	2017	2018
April	-41	318
May	478	941
June	761	1,560
July	1,390	2,279
August	1,822	2,478
September	2,509	2,656
October	2,930	
November	3,561	
December	4,453	
January	5,039	
February	5,799	
March	6,611	
April	6,748	
May	6,752	
June	6,743	

QUALITY

	Quantity	Base Number	Contract	AT	Region	England
% of FP17s for the same patient ID Re-attending within 3 months - Children	31	407	7.6%	10.7%	12.8%	11.9%
% of FP17s for the same patient ID Re-attending within 3 months - Adults	206	1,238	16.6%	14.4%	16.5%	15.9%
% of FP17s for the same patient ID Re-attending between 3 & 9 months - Children	304	407	74.7%	57.8%	59.7%	58.1%
% of FP17s for the same patient ID Re-attending between 3 & 9 months - Adults	622	1,238	50.2%	52.8%	53.0%	50.6%
% of FP17s for Band 1 Urgent Courses	110	1,559	7.1%	8.2%	9.2%	9.1%
% of FP17s Relating to Free Repair or Replacements	28	1,559	1.8%	1.2%	1.0%	0.8%
% of FP17s Relating to Continuations	21	1,559	1.3%	1.4%	1.2%	1.1%
% of Patients satisfied with the dentistry they have received	9	10	90.0%	91.8%	91.6%	91.4%
% of Patients satisfied with the time they had to wait for an appointment	7	10	70.0%	88.1%	88.1%	87.7%

* This is based on patients treated on this contract for their most recent course of treatment. Figures in italics indicate the base number of FP17s or Patient Questionnaire responses are less than 100. N/A is shown where the base number of responses is less than 10 during the period. % is calculated as Quantity/Base number*100

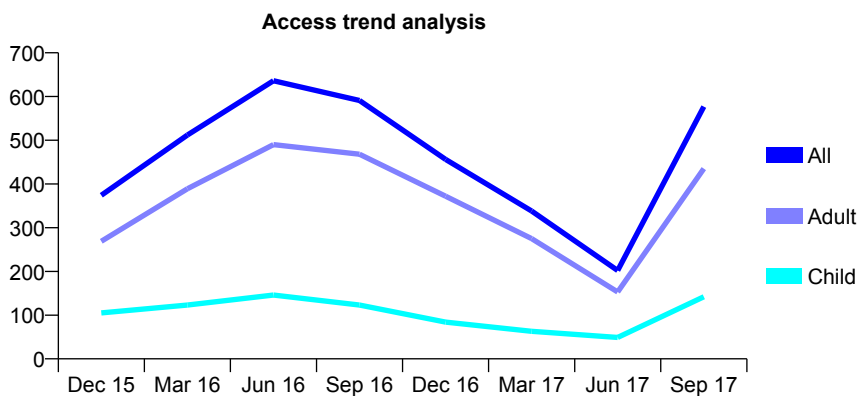
Q49 - Vital Signs At a Glance Contract Report for 138576/0002 - September 2017

Name or company name	Dr J A Richards Limited
Contract type name	GDS Contract
Purpose of contract	General
Contract start date	01/04/2009
Contract end date	

17/18 Contracted general activity (UDA)	1,350
Carry forward general activity (UDA)	0
17/18 Contracted orthodontic activity (UOA)	0
Carry forward orthodontic activity (UOA)	0
Baseline contract value	£35,571.90

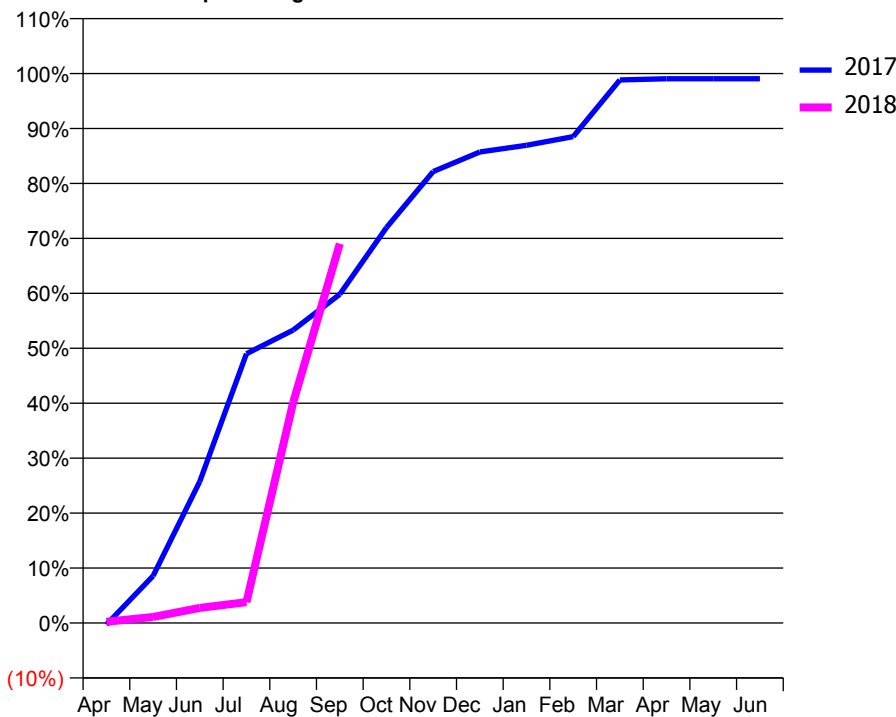
ACCESS*

Patients seen in 24 months	Total	Change since previous quarter
Quarter ending September 2016	591	
Quarter ending December 2016	456	↓
Quarter ending March 2017	338	↓
Quarter ending June 2017	202	↓
Quarter ending September 2017	577	↑
Variance since September 2016	(2.4%)	↓



ACTIVITY

Cumulative percentage of contracted UDA delivered 2017 & 2018



Adjusted Scheduled Activity (UDA)

Month	2017	2018
April	-4	3
May	116	15
June	348	37
July	662	51
August	720	542
September	808	932
October	971	
November	1,109	
December	1,157	
January	1,174	
February	1,195	
March	1,334	
April	1,337	
May	1,337	
June	1,337	

QUALITY

	Quantity	Base Number	Contract	AT	Region	England
% of FP17s for the same patient ID Re-attending within 3 months - Children	2	124	1.6%	10.7%	12.8%	11.9%
% of FP17s for the same patient ID Re-attending within 3 months - Adults	12	348	3.4%	14.4%	16.5%	15.9%
% of FP17s for the same patient ID Re-attending between 3 & 9 months - Children	13	124	10.5%	57.8%	59.7%	58.1%
% of FP17s for the same patient ID Re-attending between 3 & 9 months - Adults	22	348	6.3%	52.8%	53.0%	50.6%
% of FP17s for Band 1 Urgent Courses	40	470	8.5%	8.2%	9.2%	9.1%
% of FP17s Relating to Free Repair or Replacements	10	470	2.1%	1.2%	1.0%	0.8%
% of FP17s Relating to Continuations	8	470	1.7%	1.4%	1.2%	1.1%
% of Patients satisfied with the dentistry they have received	1	1	N/A	91.8%	91.6%	91.4%
% of Patients satisfied with the time they had to wait for an appointment	1	1	N/A	88.1%	88.1%	87.7%

* This is based on patients treated on this contract for their most recent course of treatment. Figures in italics indicate the base number of FP17s or Patient Questionnaire responses are less than 100. N/A is shown where the base number of responses is less than 10 during the period. % is calculated as Quantity/Base number*100

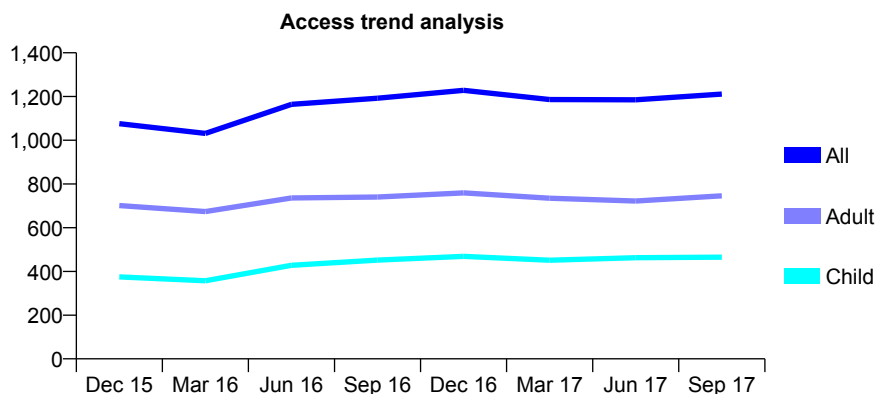
Q49 - Vital Signs At a Glance Contract Report for 140449/0001 - September 2017

Name or company name	South Tyneside Foundation Trust
Contract type name	PDS Contract
Purpose of contract	General
Contract start date	01/06/2013
Contract end date	31/03/2020

17/18 Contracted general activity (UDA)	2,200
Carry forward general activity (UDA)	0
17/18 Contracted orthodontic activity (UOA)	0
Carry forward orthodontic activity (UOA)	0
Baseline contract value	£969,034.84

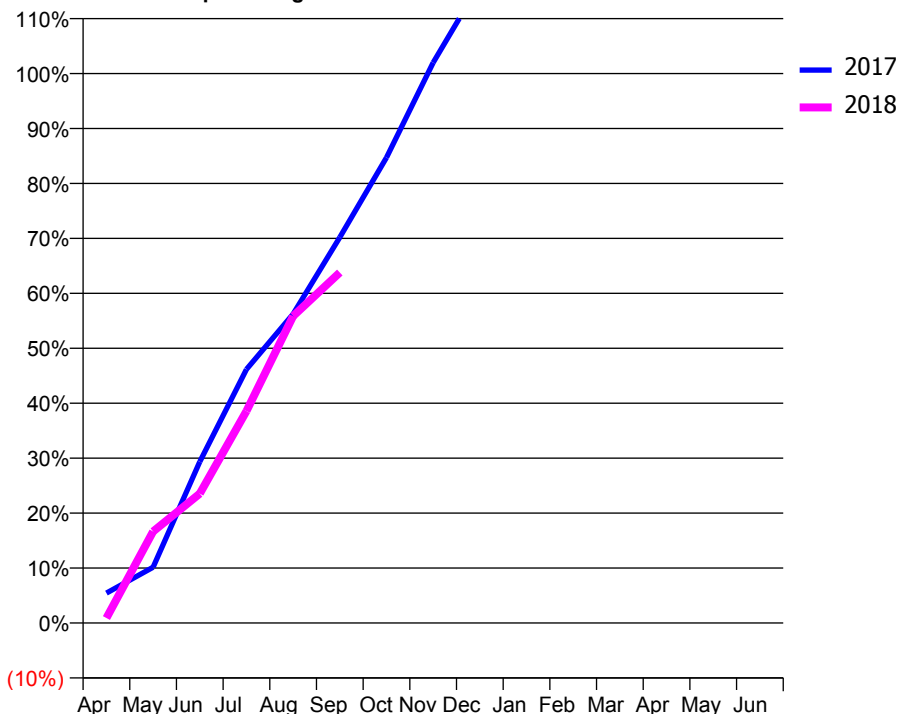
ACCESS*

Patients seen in 24 months	Total	Change since previous quarter
Quarter ending September 2016	1,192	
Quarter ending December 2016	1,228	↑
Quarter ending March 2017	1,186	↓
Quarter ending June 2017	1,185	→
Quarter ending September 2017	1,211	↑
Variance since September 2016	1.6%	→



ACTIVITY

Cumulative percentage of contracted UDA delivered 2017 & 2018



Month	Adjusted Scheduled Activity (UDA)	
	2017	2018
April	120	20
May	224	366
June	646	518
July	1,016	849
August	1,237	1,229
September	1,544	1,403
October	1,864	
November	2,244	
December	2,558	
January	2,790	
February	2,921	
March	3,247	
April	3,395	
May	3,419	
June	3,420	

QUALITY

	Quantity	Base Number	Contract	AT	Region	England
% of FP17s for the same patient ID Re-attending within 3 months - Children	38	376	10.1%	10.7%	12.8%	11.9%
% of FP17s for the same patient ID Re-attending within 3 months - Adults	47	474	9.9%	14.4%	16.5%	15.9%
% of FP17s for the same patient ID Re-attending between 3 & 9 months - Children	119	376	31.6%	57.8%	59.7%	58.1%
% of FP17s for the same patient ID Re-attending between 3 & 9 months - Adults	189	474	39.9%	52.8%	53.0%	50.6%
% of FP17s for Band 1 Urgent Courses	16	750	2.1%	8.2%	9.2%	9.1%
% of FP17s Relating to Free Repair or Replacements	1	750	0.1%	1.2%	1.0%	0.8%
% of FP17s Relating to Continuations	16	750	2.1%	1.4%	1.2%	1.1%
% of Patients satisfied with the dentistry they have received	3	3	N/A	91.8%	91.6%	91.4%
% of Patients satisfied with the time they had to wait for an appointment	3	3	N/A	88.1%	88.1%	87.7%

* This is based on patients treated on this contract for their most recent course of treatment. Figures in italics indicate the base number of FP17s or Patient Questionnaire responses are less than 100. N/A is shown where the base number of responses is less than 10 during the period. % is calculated as Quantity/Base number*100

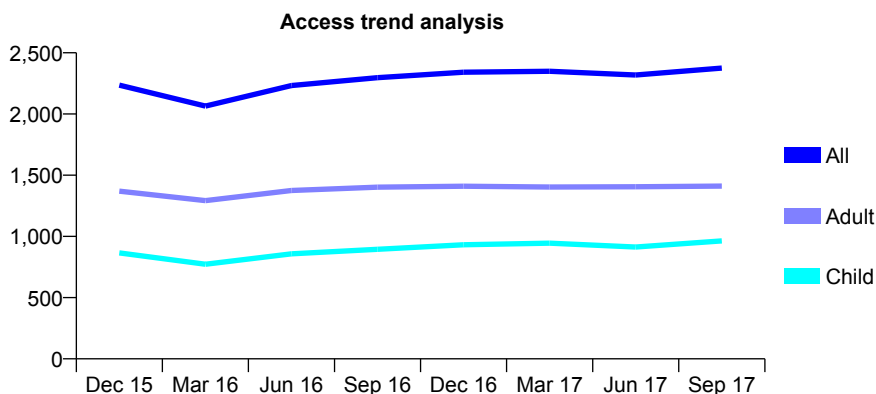
Q49 - Vital Signs At a Glance Contract Report for 140449/0002 - September 2017

Name or company name	South Tyneside Foundation Trust
Contract type name	PDS Contract
Purpose of contract	General
Contract start date	01/06/2013
Contract end date	31/03/2020

17/18 Contracted general activity (UDA)	5,050
Carry forward general activity (UDA)	0
17/18 Contracted orthodontic activity (UOA)	0
Carry forward orthodontic activity (UOA)	0
Baseline contract value	£2,077,012.65

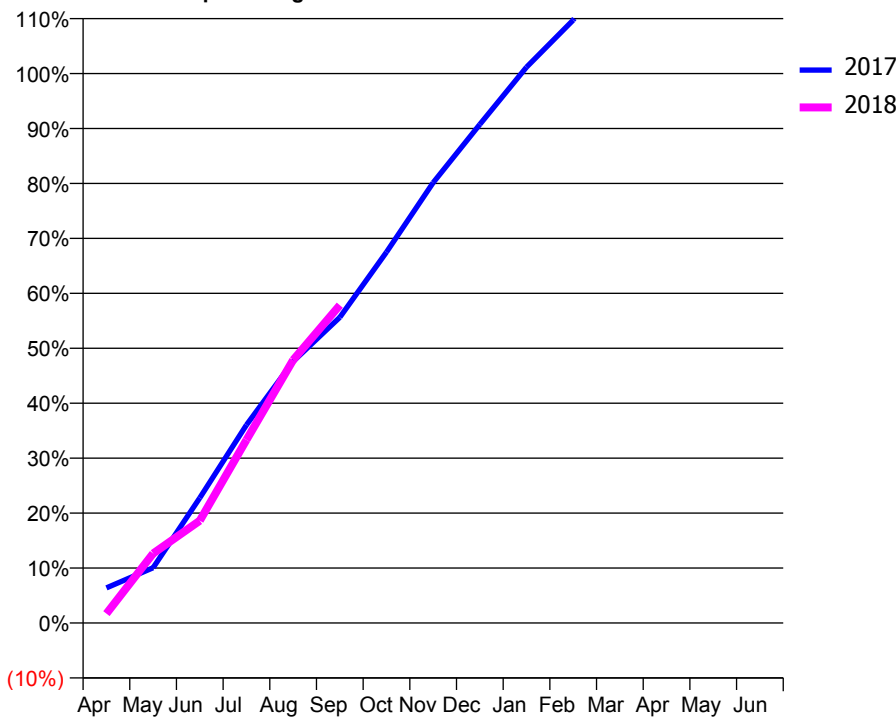
ACCESS*

Patients seen in 24 months	Total	Change since previous quarter
Quarter ending September 2016	2,297	
Quarter ending December 2016	2,342	→
Quarter ending March 2017	2,349	→
Quarter ending June 2017	2,319	↓
Quarter ending September 2017	2,375	↑
Variance since September 2016	3.4%	↑



ACTIVITY

Cumulative percentage of contracted UDA delivered 2017 & 2018



Adjusted Scheduled Activity (UDA)

Month	2017	2018
April	322	87
May	508	639
June	1,150	940
July	1,821	1,684
August	2,403	2,417
September	2,809	2,921
October	3,409	
November	4,048	
December	4,583	
January	5,109	
February	5,541	
March	6,148	
April	6,481	
May	6,502	
June	6,514	

QUALITY

	Quantity	Base Number	Contract	AT	Region	England
% of FP17s for the same patient ID Re-attending within 3 months - Children	41	691	5.9%	10.7%	12.8%	11.9%
% of FP17s for the same patient ID Re-attending within 3 months - Adults	53	887	6.0%	14.4%	16.5%	15.9%
% of FP17s for the same patient ID Re-attending between 3 & 9 months - Children	157	691	22.7%	57.8%	59.7%	58.1%
% of FP17s for the same patient ID Re-attending between 3 & 9 months - Adults	432	887	48.7%	52.8%	53.0%	50.6%
% of FP17s for Band 1 Urgent Courses	13	1,397	0.9%	8.2%	9.2%	9.1%
% of FP17s Relating to Free Repair or Replacements	5	1,397	0.4%	1.2%	1.0%	0.8%
% of FP17s Relating to Continuations	18	1,397	1.3%	1.4%	1.2%	1.1%
% of Patients satisfied with the dentistry they have received	1	1	N/A	91.8%	91.6%	91.4%
% of Patients satisfied with the time they had to wait for an appointment	1	1	N/A	88.1%	88.1%	87.7%

* This is based on patients treated on this contract for their most recent course of treatment. Figures in italics indicate the base number of FP17s or Patient Questionnaire responses are less than 100. N/A is shown where the base number of responses is less than 10 during the period. % is calculated as Quantity/Base number*100

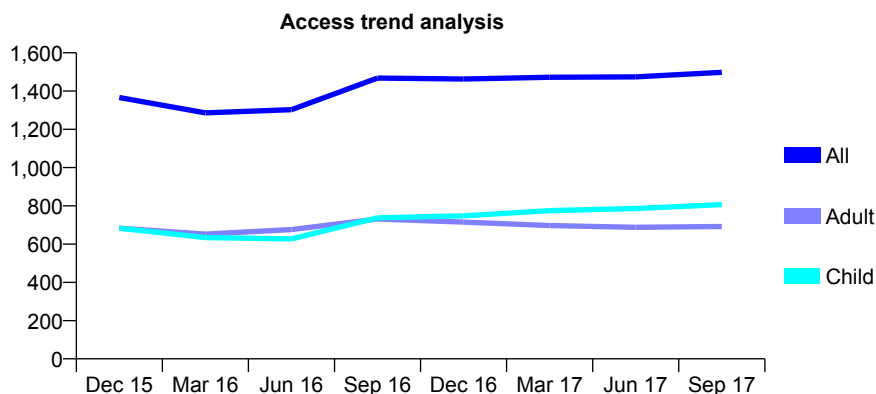
Q49 - Vital Signs At a Glance Contract Report for 140449/0003 - September 2017

Name or company name	South Tyneside Foundation Trust
Contract type name	PDS Contract
Purpose of contract	General
Contract start date	01/06/2013
Contract end date	31/03/2020

17/18 Contracted general activity (UDA)	2,195
Carry forward general activity (UDA)	0
17/18 Contracted orthodontic activity (UOA)	0
Carry forward orthodontic activity (UOA)	0
Baseline contract value	£1,236,241.28

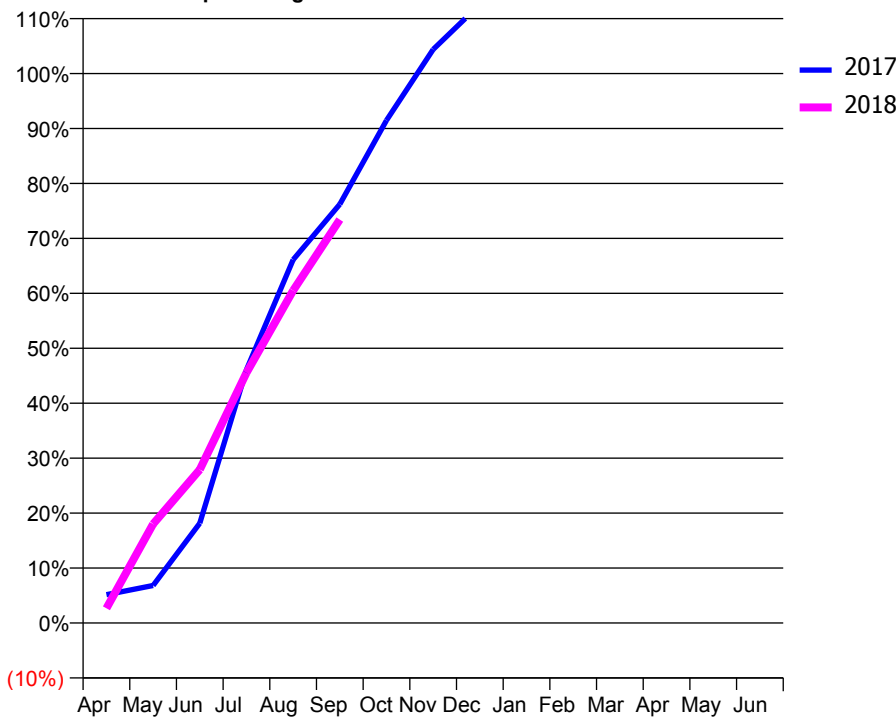
ACCESS*

Patients seen in 24 months	Total	Change since previous quarter
Quarter ending September 2016	1,468	
Quarter ending December 2016	1,463	→
Quarter ending March 2017	1,472	→
Quarter ending June 2017	1,474	→
Quarter ending September 2017	1,498	→
Variance since September 2016	2.0%	↑



ACTIVITY

Cumulative percentage of contracted UDA delivered 2017 & 2018



Month	Adjusted Scheduled Activity (UDA)	
	2017	2018
April	113	59
May	150	396
June	399	613
July	1,012	1,000
August	1,451	1,328
September	1,673	1,611
October	2,008	
November	2,291	
December	2,470	
January	2,789	
February	3,026	
March	3,354	
April	3,529	
May	3,557	
June	3,567	

QUALITY

	Quantity	Base Number	Contract	AT	Region	England
% of FP17s for the same patient ID Re-attending within 3 months - Children	83	605	13.7%	10.7%	12.8%	11.9%
% of FP17s for the same patient ID Re-attending within 3 months - Adults	41	394	10.4%	14.4%	16.5%	15.9%
% of FP17s for the same patient ID Re-attending between 3 & 9 months - Children	182	605	30.1%	57.8%	59.7%	58.1%
% of FP17s for the same patient ID Re-attending between 3 & 9 months - Adults	106	394	26.9%	52.8%	53.0%	50.6%
% of FP17s for Band 1 Urgent Courses	22	883	2.5%	8.2%	9.2%	9.1%
% of FP17s Relating to Free Repair or Replacements	0	883	0.0%	1.2%	1.0%	0.8%
% of FP17s Relating to Continuations	23	883	2.6%	1.4%	1.2%	1.1%
% of Patients satisfied with the dentistry they have received	2	2	N/A	91.8%	91.6%	91.4%
% of Patients satisfied with the time they had to wait for an appointment	1	2	N/A	88.1%	88.1%	87.7%

* This is based on patients treated on this contract for their most recent course of treatment. Figures in italics indicate the base number of FP17s or Patient Questionnaire responses are less than 100. N/A is shown where the base number of responses is less than 10 during the period. % is calculated as Quantity/Base number*100

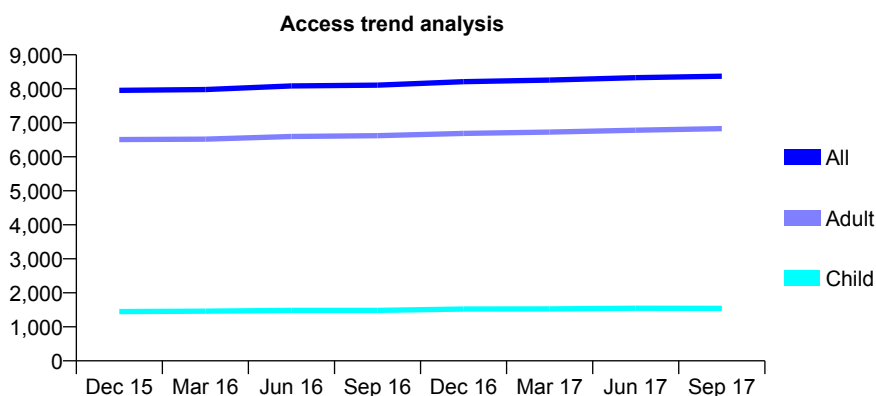
Q49 - Vital Signs At a Glance Contract Report for 141593/0001 - September 2017

Name or company name	J R P Jones and Associates
Contract type name	GDS Contract
Purpose of contract	General and Orthodontic
Contract start date	01/03/2012
Contract end date	

17/18 Contracted general activity (UDA)	26,411
Carry forward general activity (UDA)	0
17/18 Contracted orthodontic activity (UOA)	300
Carry forward orthodontic activity (UOA)	0
Baseline contract value	£705,924.32

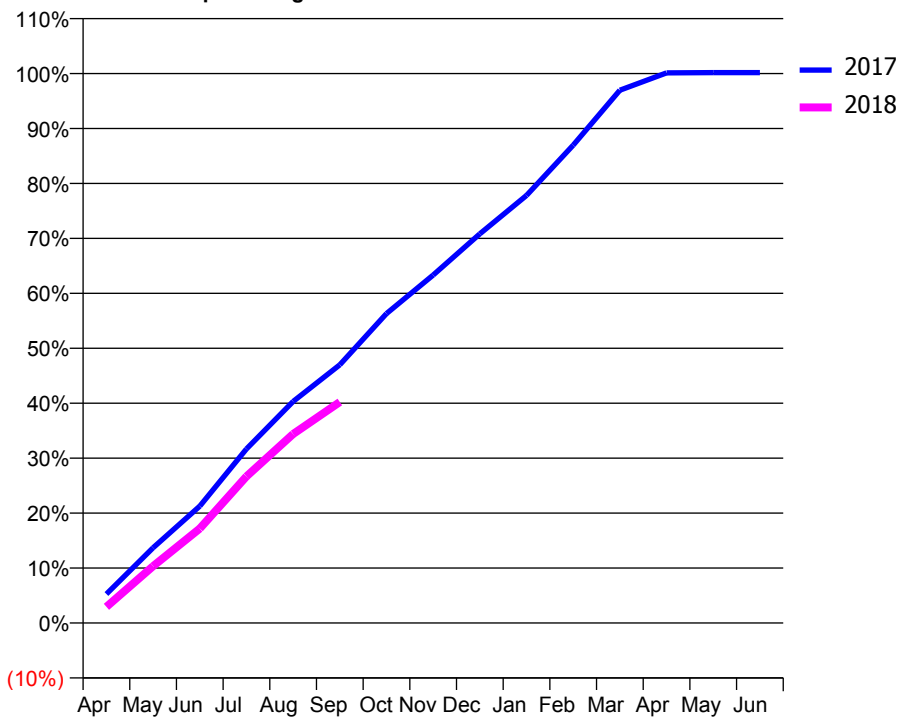
ACCESS*

Patients seen in 24 months	Total	Change since previous quarter
Quarter ending September 2016	8,106	
Quarter ending December 2016	8,209	→
Quarter ending March 2017	8,256	→
Quarter ending June 2017	8,328	→
Quarter ending September 2017	8,372	→
Variance since September 2016	3.3%	↑



ACTIVITY

Cumulative percentage of contracted UDA delivered 2017 & 2018



Adjusted Scheduled Activity (UDA)

Month	2017	2018
April	1,396	778
May	3,620	2,736
June	5,616	4,539
July	8,365	7,045
August	10,646	9,084
September	12,414	10,621
October	14,874	
November	16,722	
December	18,703	
January	20,551	
February	22,964	
March	25,610	
April	26,439	
May	26,454	
June	26,456	

QUALITY

	Quantity	Base Number	Contract	AT	Region	England
% of FP17s for the same patient ID Re-attending within 3 months - Children	87	1,349	6.4%	10.7%	12.8%	11.9%
% of FP17s for the same patient ID Re-attending within 3 months - Adults	663	5,545	12.0%	14.4%	16.5%	15.9%
% of FP17s for the same patient ID Re-attending between 3 & 9 months - Children	992	1,349	73.5%	57.8%	59.7%	58.1%
% of FP17s for the same patient ID Re-attending between 3 & 9 months - Adults	3,837	5,545	69.2%	52.8%	53.0%	50.6%
% of FP17s for Band 1 Urgent Courses	300	5,901	5.1%	8.2%	9.2%	9.1%
% of FP17s Relating to Free Repair or Replacements	107	5,901	1.8%	1.2%	1.0%	0.8%
% of FP17s Relating to Continuations	98	5,901	1.7%	1.4%	1.2%	1.1%
% of Patients satisfied with the dentistry they have received	19	23	82.6%	91.8%	91.6%	91.4%
% of Patients satisfied with the time they had to wait for an appointment	17	23	73.9%	88.1%	88.1%	87.7%

* This is based on patients treated on this contract for their most recent course of treatment. Figures in italics indicate the base number of FP17s or Patient Questionnaire responses are less than 100. N/A is shown where the base number of responses is less than 10 during the period. % is calculated as Quantity/Base number*100

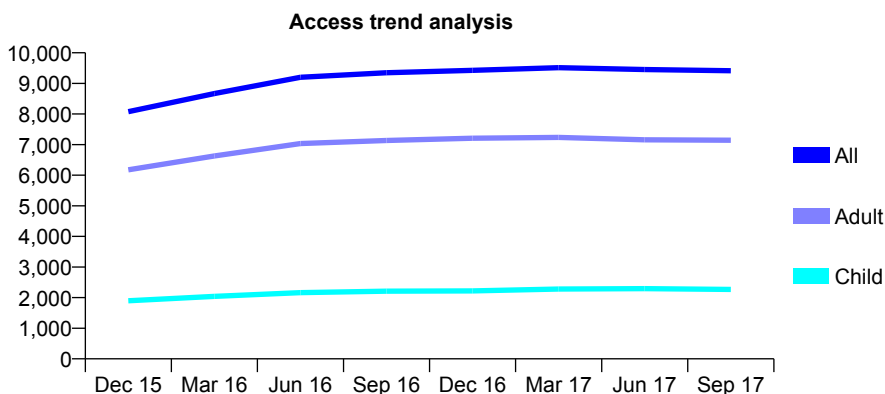
Q49 - Vital Signs At a Glance Contract Report for 141852/0001 - September 2017

Name or company name	Perfect Smile Gateshead Partnership
Contract type name	GDS Contract
Purpose of contract	General and Orthodontic
Contract start date	01/07/2014
Contract end date	

17/18 Contracted general activity (UDA)	28,872
Carry forward general activity (UDA)	-59
17/18 Contracted orthodontic activity (UOA)	500
Carry forward orthodontic activity (UOA)	0
Baseline contract value	£858,767.72

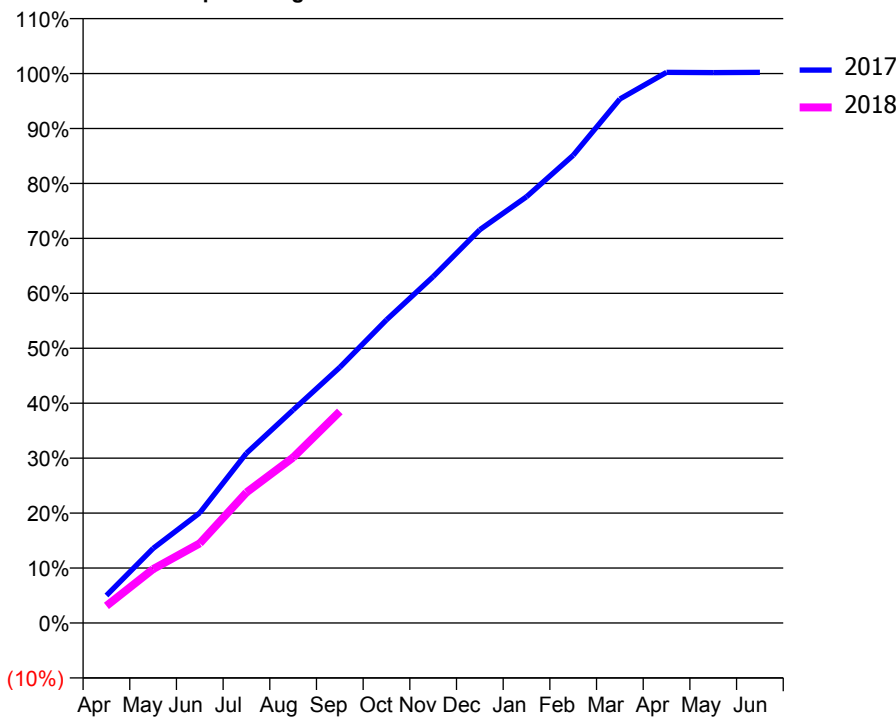
ACCESS*

Patients seen in 24 months	Total	Change since previous quarter
Quarter ending September 2016	9,347	
Quarter ending December 2016	9,429	→
Quarter ending March 2017	9,514	→
Quarter ending June 2017	9,451	→
Quarter ending September 2017	9,412	→
Variance since September 2016	0.7%	→



ACTIVITY

Cumulative percentage of contracted UDA delivered 2017 & 2018



Month	Adjusted Scheduled Activity (UDA)	
	2017	2018
April	1,444	902
May	3,920	2,834
June	5,791	4,185
July	8,921	6,861
August	11,189	8,696
September	13,436	11,116
October	15,927	
November	18,200	
December	20,667	
January	22,394	
February	24,574	
March	27,531	
April	28,934	
May	28,921	
June	28,931	

QUALITY

	Quantity	Base Number	Contract	AT	Region	England
% of FP17s for the same patient ID Re-attending within 3 months - Children	55	1,147	4.8%	10.7%	12.8%	11.9%
% of FP17s for the same patient ID Re-attending within 3 months - Adults	247	3,641	6.8%	14.4%	16.5%	15.9%
% of FP17s for the same patient ID Re-attending between 3 & 9 months - Children	490	1,147	42.7%	57.8%	59.7%	58.1%
% of FP17s for the same patient ID Re-attending between 3 & 9 months - Adults	1,727	3,641	47.4%	52.8%	53.0%	50.6%
% of FP17s for Band 1 Urgent Courses	412	4,299	9.6%	8.2%	9.2%	9.1%
% of FP17s Relating to Free Repair or Replacements	73	4,299	1.7%	1.2%	1.0%	0.8%
% of FP17s Relating to Continuations	13	4,299	0.3%	1.4%	1.2%	1.1%
% of Patients satisfied with the dentistry they have received	14	16	87.5%	91.8%	91.6%	91.4%
% of Patients satisfied with the time they had to wait for an appointment	14	16	87.5%	88.1%	88.1%	87.7%

* This is based on patients treated on this contract for their most recent course of treatment. Figures in italics indicate the base number of FP17s or Patient Questionnaire responses are less than 100. N/A is shown where the base number of responses is less than 10 during the period. % is calculated as Quantity/Base number*100

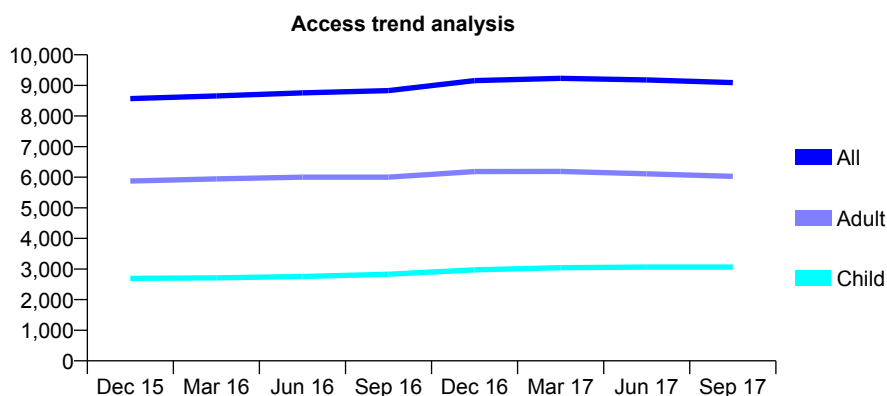
Q49 - Vital Signs At a Glance Contract Report for 142050/0001 - September 2017

Name or company name	The Grainger Stockton, Birtley and Stanley
Contract type name	GDS Contract
Purpose of contract	General
Contract start date	01/02/2014
Contract end date	

17/18 Contracted general activity (UDA)	32,500
Carry forward general activity (UDA)	0
17/18 Contracted orthodontic activity (UOA)	0
Carry forward orthodontic activity (UOA)	0
Baseline contract value	£769,638.32

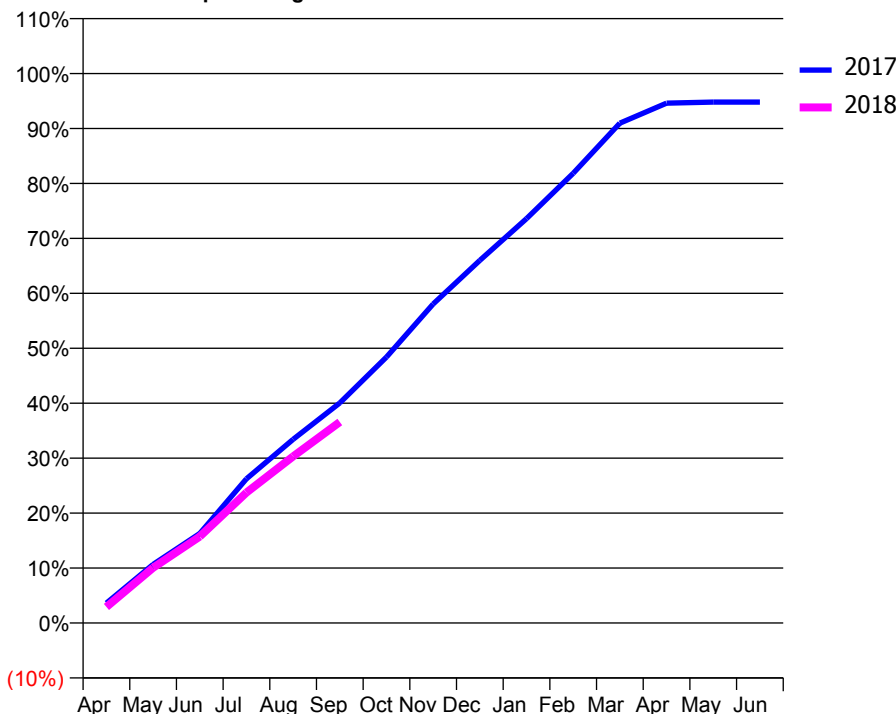
ACCESS*

Patients seen in 24 months	Total	Change since previous quarter
Quarter ending September 2016	8,832	
Quarter ending December 2016	9,159	↑
Quarter ending March 2017	9,233	→
Quarter ending June 2017	9,177	→
Quarter ending September 2017	9,093	→
Variance since September 2016	3.0%	↑



ACTIVITY

Cumulative percentage of contracted UDA delivered 2017 & 2018



Month	Adjusted Scheduled Activity (UDA)	
	2017	2018
April	1,176	949
May	3,466	3,266
June	5,295	5,117
July	8,530	7,716
August	10,864	9,851
September	13,019	11,891
October	15,732	
November	18,868	
December	21,452	
January	23,913	
February	26,596	
March	29,561	
April	30,747	
May	30,809	
June	30,809	

QUALITY

	Quantity	Base Number	Contract	AT	Region	England
% of FP17s for the same patient ID Re-attending within 3 months - Children	94	2,143	4.4%	10.7%	12.8%	11.9%
% of FP17s for the same patient ID Re-attending within 3 months - Adults	355	3,534	10.0%	14.4%	16.5%	15.9%
% of FP17s for the same patient ID Re-attending between 3 & 9 months - Children	1,353	2,143	63.1%	57.8%	59.7%	58.1%
% of FP17s for the same patient ID Re-attending between 3 & 9 months - Adults	2,079	3,534	58.8%	52.8%	53.0%	50.6%
% of FP17s for Band 1 Urgent Courses	318	5,228	6.1%	8.2%	9.2%	9.1%
% of FP17s Relating to Free Repair or Replacements	30	5,228	0.6%	1.2%	1.0%	0.8%
% of FP17s Relating to Continuations	32	5,228	0.6%	1.4%	1.2%	1.1%
% of Patients satisfied with the dentistry they have received	7	10	70.0%	91.8%	91.6%	91.4%
% of Patients satisfied with the time they had to wait for an appointment	9	10	90.0%	88.1%	88.1%	87.7%

* This is based on patients treated on this contract for their most recent course of treatment. Figures in italics indicate the base number of FP17s or Patient Questionnaire responses are less than 100. N/A is shown where the base number of responses is less than 10 during the period. % is calculated as Quantity/Base number*100

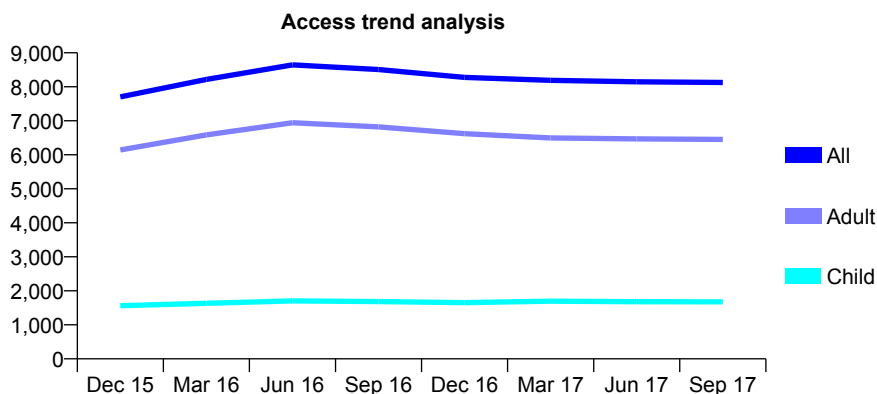
Q49 - Vital Signs At a Glance Contract Report for 143324/0001 - September 2017

Name or company name	Perfect Smile Blaydon Partnership
Contract type name	GDS Contract
Purpose of contract	General
Contract start date	01/07/2014
Contract end date	

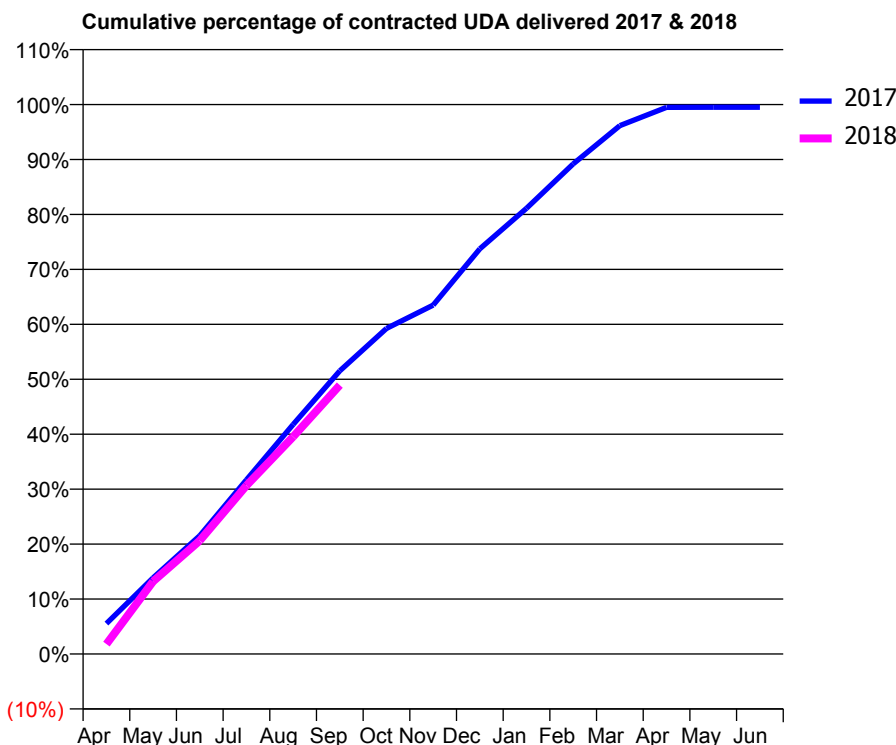
17/18 Contracted general activity (UDA)	22,584
Carry forward general activity (UDA)	109
17/18 Contracted orthodontic activity (UOA)	0
Carry forward orthodontic activity (UOA)	0
Baseline contract value	£715,395.00

ACCESS*

Patients seen in 24 months	Total	Change since previous quarter
Quarter ending September 2016	8,506	
Quarter ending December 2016	8,275	↓
Quarter ending March 2017	8,190	↓
Quarter ending June 2017	8,149	→
Quarter ending September 2017	8,127	→
Variance since September 2016	(4.5%)	↓



ACTIVITY



Month	Adjusted Scheduled Activity (UDA)	
	2017	2018
April	1,250	409
May	3,131	2,986
June	4,862	4,660
July	7,162	6,924
August	9,435	8,932
September	11,640	11,053
October	13,383	
November	14,342	
December	16,651	
January	18,320	
February	20,141	
March	21,719	
April	22,469	
May	22,473	
June	22,475	

QUALITY

	Quantity	Base Number	Contract	AT	Region	England
% of FP17s for the same patient ID Re-attending within 3 months - Children	54	1,093	4.9%	10.7%	12.8%	11.9%
% of FP17s for the same patient ID Re-attending within 3 months - Adults	396	3,598	11.0%	14.4%	16.5%	15.9%
% of FP17s for the same patient ID Re-attending between 3 & 9 months - Children	436	1,093	39.9%	57.8%	59.7%	58.1%
% of FP17s for the same patient ID Re-attending between 3 & 9 months - Adults	1,348	3,598	37.5%	52.8%	53.0%	50.6%
% of FP17s for Band 1 Urgent Courses	216	4,346	5.0%	8.2%	9.2%	9.1%
% of FP17s Relating to Free Repair or Replacements	46	4,346	1.1%	1.2%	1.0%	0.8%
% of FP17s Relating to Continuations	75	4,346	1.7%	1.4%	1.2%	1.1%
% of Patients satisfied with the dentistry they have received	16	17	94.1%	91.8%	91.6%	91.4%
% of Patients satisfied with the time they had to wait for an appointment	15	17	88.2%	88.1%	88.1%	87.7%

* This is based on patients treated on this contract for their most recent course of treatment. Figures in italics indicate the base number of FP17s or Patient Questionnaire responses are less than 100. N/A is shown where the base number of responses is less than 10 during the period. % is calculated as Quantity/Base number*100

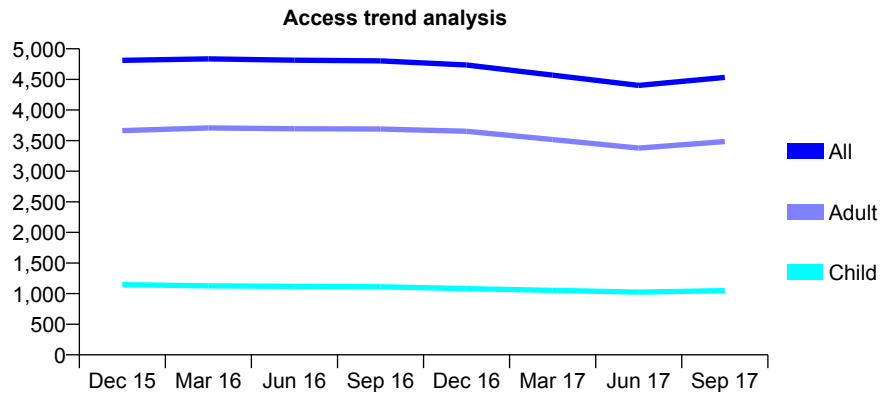
Q49 - Vital Signs At a Glance Contract Report for 143960/0001 - September 2017

Name or company name	1A Dental Practice Partnership
Contract type name	GDS Contract
Purpose of contract	General
Contract start date	31/01/2014
Contract end date	

17/18 Contracted general activity (UDA)	19,000
Carry forward general activity (UDA)	0
17/18 Contracted orthodontic activity (UOA)	0
Carry forward orthodontic activity (UOA)	0
Baseline contract value	£588,201.49

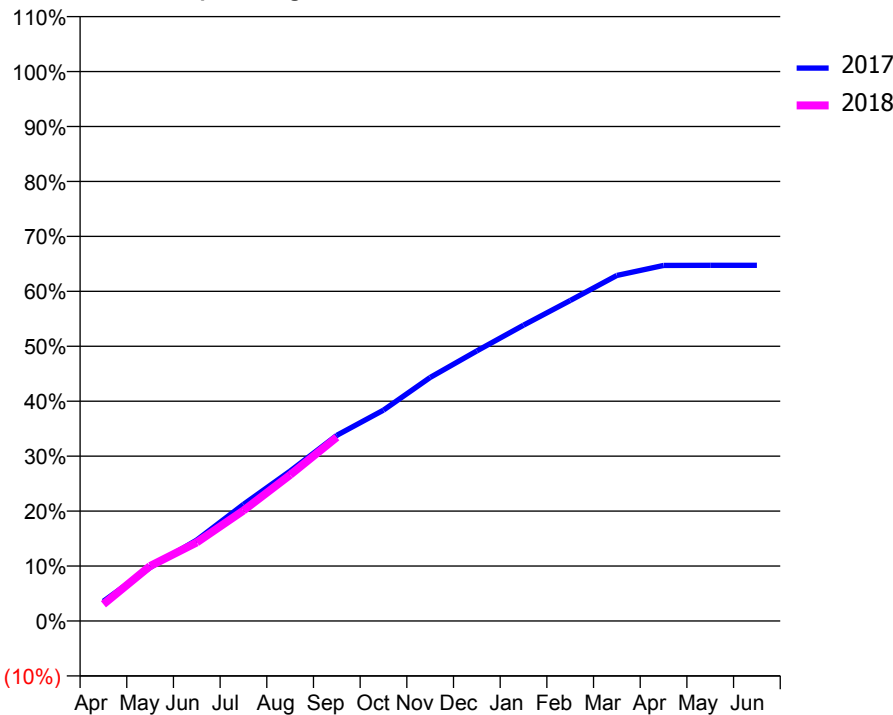
ACCESS*

Patients seen in 24 months	Total	Change since previous quarter
Quarter ending September 2016	4,803	
Quarter ending December 2016	4,735	↓
Quarter ending March 2017	4,570	↓
Quarter ending June 2017	4,402	↓
Quarter ending September 2017	4,533	↑
Variance since September 2016	(5.6%)	↓



ACTIVITY

Cumulative percentage of contracted UDA delivered 2017 & 2018



Month	Adjusted Scheduled Activity (UDA)	
	2017	2018
April	827	578
May	2,240	1,901
June	3,393	2,719
July	4,881	3,822
August	6,275	5,052
September	7,771	6,355
October	8,825	
November	10,192	
December	11,303	
January	12,385	
February	13,413	
March	14,463	
April	14,885	
May	14,889	
June	14,890	

QUALITY

	Quantity	Base Number	Contract	AT	Region	England
% of FP17s for the same patient ID Re-attending within 3 months - Children	23	664	3.5%	10.7%	12.8%	11.9%
% of FP17s for the same patient ID Re-attending within 3 months - Adults	184	1,945	9.5%	14.4%	16.5%	15.9%
% of FP17s for the same patient ID Re-attending between 3 & 9 months - Children	359	664	54.1%	57.8%	59.7%	58.1%
% of FP17s for the same patient ID Re-attending between 3 & 9 months - Adults	854	1,945	43.9%	52.8%	53.0%	50.6%
% of FP17s for Band 1 Urgent Courses	160	2,442	6.6%	8.2%	9.2%	9.1%
% of FP17s Relating to Free Repair or Replacements	18	2,442	0.7%	1.2%	1.0%	0.8%
% of FP17s Relating to Continuations	28	2,442	1.1%	1.4%	1.2%	1.1%
% of Patients satisfied with the dentistry they have received	5	5	N/A	91.8%	91.6%	91.4%
% of Patients satisfied with the time they had to wait for an appointment	5	5	N/A	88.1%	88.1%	87.7%

* This is based on patients treated on this contract for their most recent course of treatment. Figures in italics indicate the base number of FP17s or Patient Questionnaire responses are less than 100. N/A is shown where the base number of responses is less than 10 during the period. % is calculated as Quantity/Base number*100

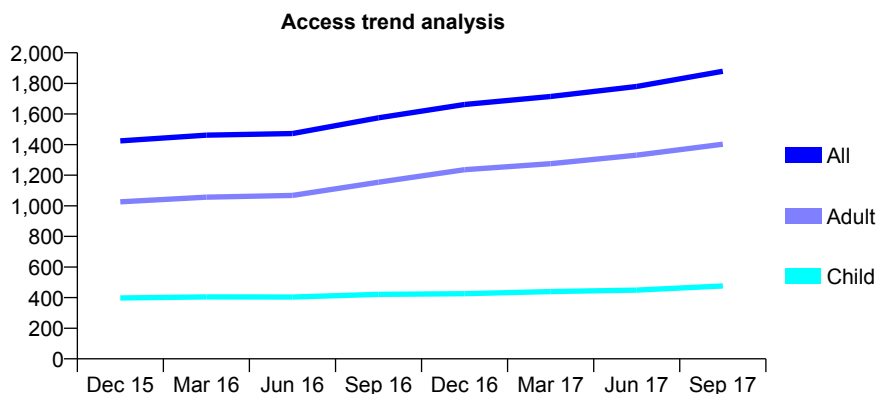
Q49 - Vital Signs At a Glance Contract Report for 144479/0001 - September 2017

Name or company name	CSDP(UK) Ltd
Contract type name	GDS Contract
Purpose of contract	General
Contract start date	01/07/2010
Contract end date	

17/18 Contracted general activity (UDA)	6,622
Carry forward general activity (UDA)	-98
17/18 Contracted orthodontic activity (UOA)	0
Carry forward orthodontic activity (UOA)	0
Baseline contract value	£182,281.48

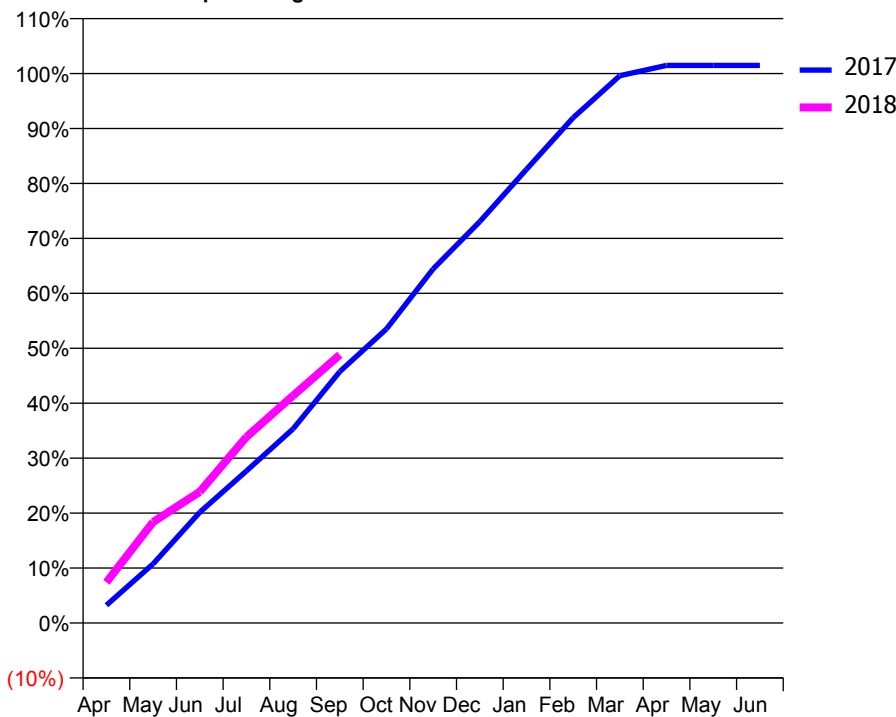
ACCESS*

Patients seen in 24 months	Total	Change since previous quarter
Quarter ending September 2016	1,575	
Quarter ending December 2016	1,662	↑
Quarter ending March 2017	1,715	↑
Quarter ending June 2017	1,780	↑
Quarter ending September 2017	1,879	↑
Variance since September 2016	19.3%	↑



ACTIVITY

Cumulative percentage of contracted UDA delivered 2017 & 2018



Month	Adjusted Scheduled Activity (UDA)	
	2017	2018
April	214	492
May	713	1,218
June	1,335	1,583
July	1,833	2,243
August	2,341	2,741
September	3,030	3,233
October	3,544	
November	4,267	
December	4,838	
January	5,467	
February	6,089	
March	6,595	
April	6,720	
May	6,720	
June	6,720	

QUALITY

	Quantity	Base Number	Contract	AT	Region	England
% of FP17s for the same patient ID Re-attending within 3 months - Children	27	434	6.2%	10.7%	12.8%	11.9%
% of FP17s for the same patient ID Re-attending within 3 months - Adults	69	953	7.2%	14.4%	16.5%	15.9%
% of FP17s for the same patient ID Re-attending between 3 & 9 months - Children	279	434	64.3%	57.8%	59.7%	58.1%
% of FP17s for the same patient ID Re-attending between 3 & 9 months - Adults	516	953	54.1%	52.8%	53.0%	50.6%
% of FP17s for Band 1 Urgent Courses	35	1,312	2.7%	8.2%	9.2%	9.1%
% of FP17s Relating to Free Repair or Replacements	17	1,312	1.3%	1.2%	1.0%	0.8%
% of FP17s Relating to Continuations	13	1,312	1.0%	1.4%	1.2%	1.1%
% of Patients satisfied with the dentistry they have received	3	4	N/A	91.8%	91.6%	91.4%
% of Patients satisfied with the time they had to wait for an appointment	2	4	N/A	88.1%	88.1%	87.7%

* This is based on patients treated on this contract for their most recent course of treatment. Figures in italics indicate the base number of FP17s or Patient Questionnaire responses are less than 100. N/A is shown where the base number of responses is less than 10 during the period. % is calculated as Quantity/Base number*100

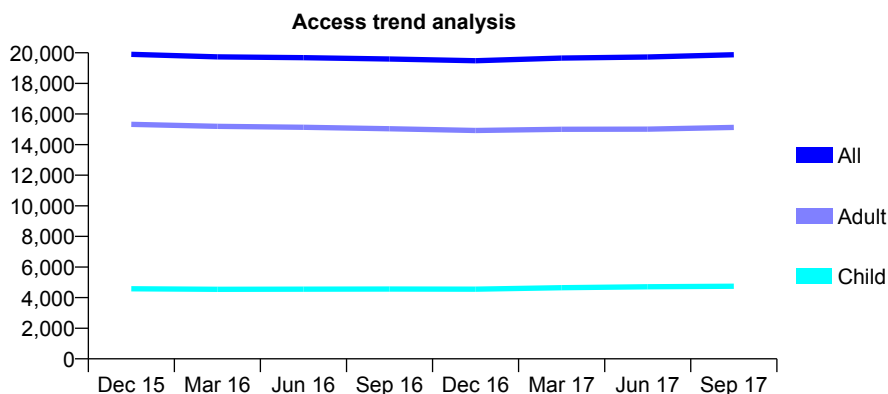
Q49 - Vital Signs At a Glance Contract Report for 144770/0001 - September 2017

Name or company name	Newcastle and Wallsend Dental Practice P
Contract type name	GDS Contract
Purpose of contract	General
Contract start date	01/05/2013
Contract end date	

17/18 Contracted general activity (UDA)	69,738
Carry forward general activity (UDA)	0
17/18 Contracted orthodontic activity (UOA)	0
Carry forward orthodontic activity (UOA)	0
Baseline contract value	£1,810,087.03

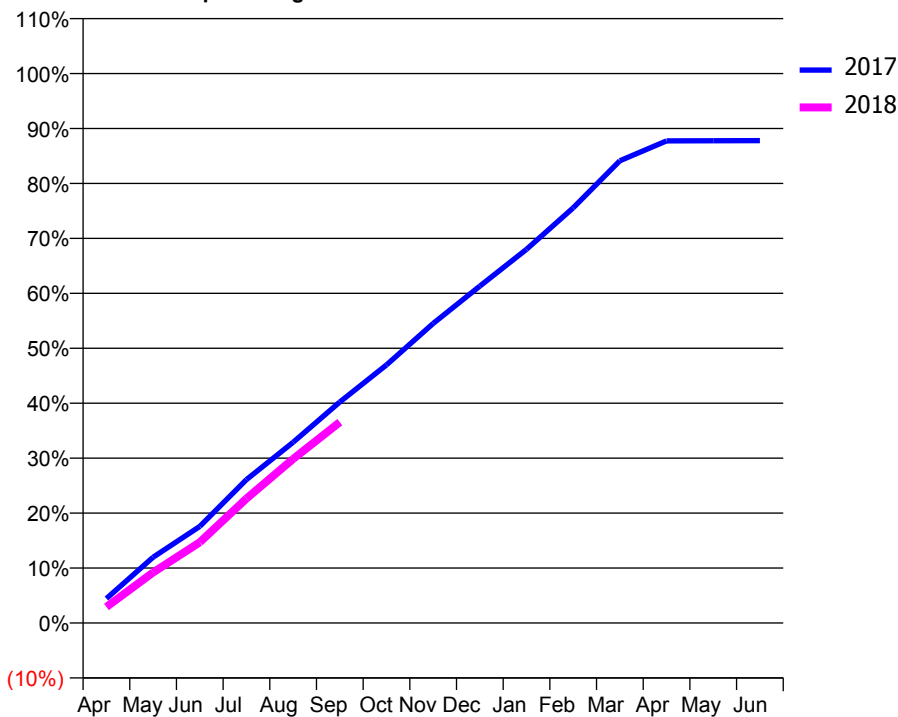
ACCESS*

Patients seen in 24 months	Total	Change since previous quarter
Quarter ending September 2016	19,596	
Quarter ending December 2016	19,478	→
Quarter ending March 2017	19,653	→
Quarter ending June 2017	19,722	→
Quarter ending September 2017	19,873	→
Variance since September 2016	1.4%	→



ACTIVITY

Cumulative percentage of contracted UDA delivered 2017 & 2018



Month	Adjusted Scheduled Activity (UDA)	
	2017	2018
April	3,104	2,044
May	8,348	6,423
June	12,265	10,247
July	18,206	15,797
August	22,943	20,822
September	28,045	25,503
October	32,750	
November	38,019	
December	42,757	
January	47,422	
February	52,687	
March	58,665	
April	61,193	
May	61,207	
June	61,213	

QUALITY

	Quantity	Base Number	Contract	AT	Region	England
% of FP17s for the same patient ID Re-attending within 3 months - Children	166	3,279	5.1%	10.7%	12.8%	11.9%
% of FP17s for the same patient ID Re-attending within 3 months - Adults	1,076	9,820	11.0%	14.4%	16.5%	15.9%
% of FP17s for the same patient ID Re-attending between 3 & 9 months - Children	2,040	3,279	62.2%	57.8%	59.7%	58.1%
% of FP17s for the same patient ID Re-attending between 3 & 9 months - Adults	5,729	9,820	58.3%	52.8%	53.0%	50.6%
% of FP17s for Band 1 Urgent Courses	1,026	12,040	8.5%	8.2%	9.2%	9.1%
% of FP17s Relating to Free Repair or Replacements	100	12,040	0.8%	1.2%	1.0%	0.8%
% of FP17s Relating to Continuations	167	12,040	1.4%	1.4%	1.2%	1.1%
% of Patients satisfied with the dentistry they have received	36	41	87.8%	91.8%	91.6%	91.4%
% of Patients satisfied with the time they had to wait for an appointment	38	41	92.7%	88.1%	88.1%	87.7%

* This is based on patients treated on this contract for their most recent course of treatment. Figures in italics indicate the base number of FP17s or Patient Questionnaire responses are less than 100. N/A is shown where the base number of responses is less than 10 during the period. % is calculated as Quantity/Base number*100

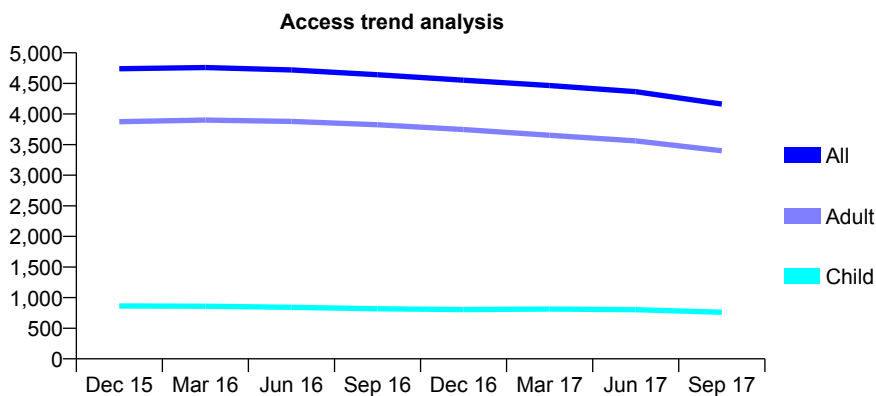
Q49 - Vital Signs At a Glance Contract Report for 144878/0001 - September 2017

Name or company name	Geoff Antons Limited
Contract type name	GDS Contract
Purpose of contract	General
Contract start date	01/04/2008
Contract end date	

17/18 Contracted general activity (UDA)	19,462
Carry forward general activity (UDA)	0
17/18 Contracted orthodontic activity (UOA)	0
Carry forward orthodontic activity (UOA)	0
Baseline contract value	£518,578.48

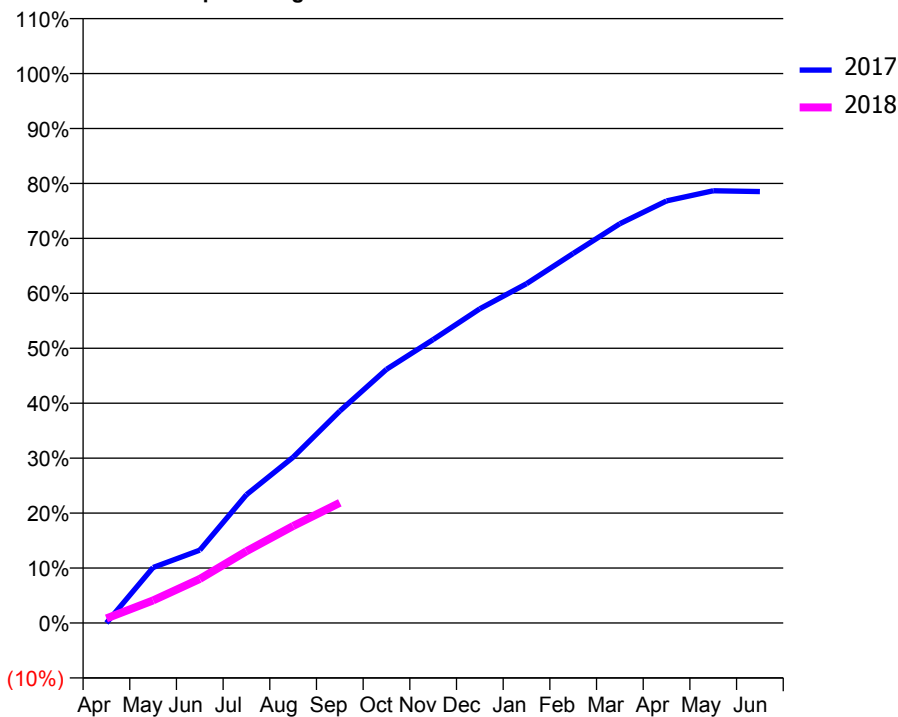
ACCESS*

Patients seen in 24 months	Total	Change since previous quarter
Quarter ending September 2016	4,642	
Quarter ending December 2016	4,552	↓
Quarter ending March 2017	4,466	↓
Quarter ending June 2017	4,365	↓
Quarter ending September 2017	4,162	↓
Variance since September 2016	(10.3%)	↓



ACTIVITY

Cumulative percentage of contracted UDA delivered 2017 & 2018



Month	Adjusted Scheduled Activity (UDA)	
	2017	2018
April	0	161
May	1,966	802
June	2,580	1,560
July	4,548	2,543
August	5,874	3,434
September	7,507	4,258
October	8,987	
November	10,039	
December	11,132	
January	12,018	
February	13,089	
March	14,145	
April	14,950	
May	15,308	
June	15,281	

QUALITY

	Quantity	Base Number	Contract	AT	Region	England
% of FP17s for the same patient ID Re-attending within 3 months - Children	38	539	7.1%	10.7%	12.8%	11.9%
% of FP17s for the same patient ID Re-attending within 3 months - Adults	174	2,153	8.1%	14.4%	16.5%	15.9%
% of FP17s for the same patient ID Re-attending between 3 & 9 months - Children	325	539	60.3%	57.8%	59.7%	58.1%
% of FP17s for the same patient ID Re-attending between 3 & 9 months - Adults	1,475	2,153	68.5%	52.8%	53.0%	50.6%
% of FP17s for Band 1 Urgent Courses	62	2,258	2.7%	8.2%	9.2%	9.1%
% of FP17s Relating to Free Repair or Replacements	47	2,258	2.1%	1.2%	1.0%	0.8%
% of FP17s Relating to Continuations	17	2,258	0.8%	1.4%	1.2%	1.1%
% of Patients satisfied with the dentistry they have received	6	6	N/A	91.8%	91.6%	91.4%
% of Patients satisfied with the time they had to wait for an appointment	5	6	N/A	88.1%	88.1%	87.7%

* This is based on patients treated on this contract for their most recent course of treatment. Figures in italics indicate the base number of FP17s or Patient Questionnaire responses are less than 100. N/A is shown where the base number of responses is less than 10 during the period. % is calculated as Quantity/Base number*100

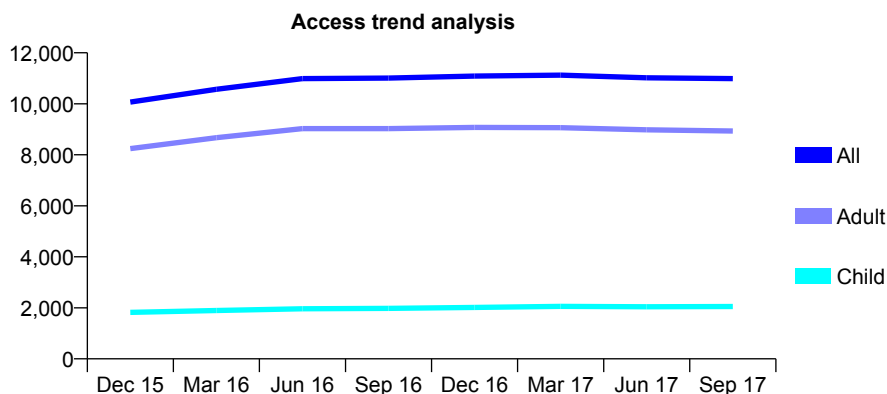
Q49 - Vital Signs At a Glance Contract Report for 148792/0001 - September 2017

Name or company name	Perfect Smile North Shields Partnership
Contract type name	GDS Contract
Purpose of contract	General
Contract start date	01/07/2014
Contract end date	

17/18 Contracted general activity (UDA)	36,119
Carry forward general activity (UDA)	0
17/18 Contracted orthodontic activity (UOA)	0
Carry forward orthodontic activity (UOA)	0
Baseline contract value	£856,729.78

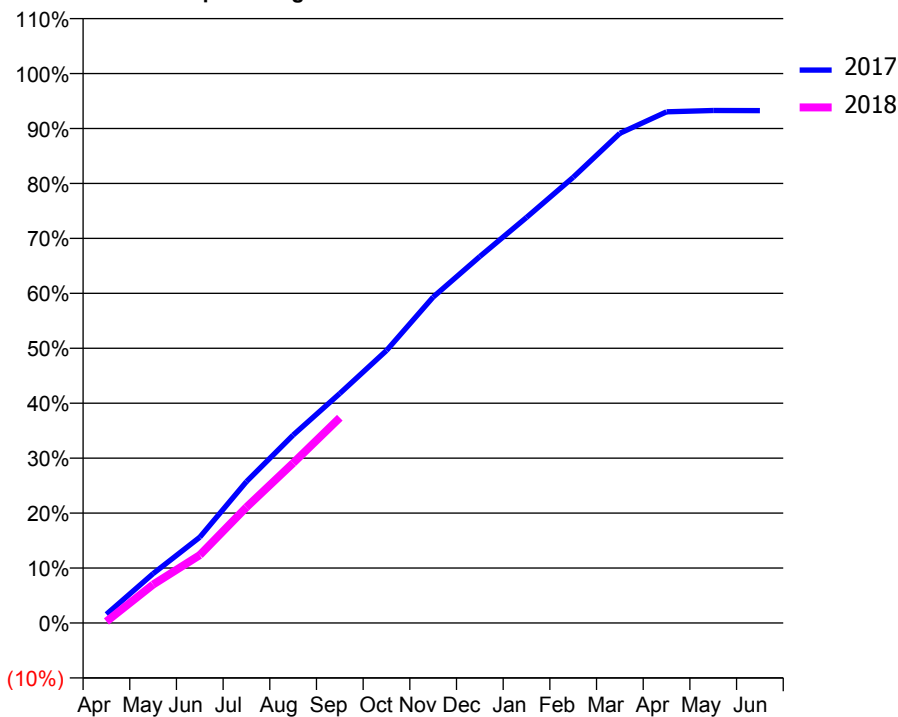
ACCESS*

Patients seen in 24 months	Total	Change since previous quarter
Quarter ending September 2016	11,007	
Quarter ending December 2016	11,087	→
Quarter ending March 2017	11,123	→
Quarter ending June 2017	11,019	→
Quarter ending September 2017	10,986	→
Variance since September 2016	(0.2%)	→



ACTIVITY

Cumulative percentage of contracted UDA delivered 2017 & 2018



Month	Adjusted Scheduled Activity (UDA)	
	2017	2018
April	574	100
May	3,245	2,529
June	5,638	4,468
July	9,298	7,611
August	12,353	10,516
September	15,090	13,491
October	17,910	
November	21,427	
December	24,089	
January	26,659	
February	29,300	
March	32,190	
April	33,599	
May	33,685	
June	33,677	

QUALITY

	Quantity	Base Number	Contract	AT	Region	England
% of FP17s for the same patient ID Re-attending within 3 months - Children	41	1,457	2.8%	10.7%	12.8%	11.9%
% of FP17s for the same patient ID Re-attending within 3 months - Adults	675	6,429	10.5%	14.4%	16.5%	15.9%
% of FP17s for the same patient ID Re-attending between 3 & 9 months - Children	975	1,457	66.9%	57.8%	59.7%	58.1%
% of FP17s for the same patient ID Re-attending between 3 & 9 months - Adults	4,437	6,429	69.0%	52.8%	53.0%	50.6%
% of FP17s for Band 1 Urgent Courses	301	7,214	4.2%	8.2%	9.2%	9.1%
% of FP17s Relating to Free Repair or Replacements	62	7,214	0.9%	1.2%	1.0%	0.8%
% of FP17s Relating to Continuations	40	7,214	0.6%	1.4%	1.2%	1.1%
% of Patients satisfied with the dentistry they have received	23	24	95.8%	91.8%	91.6%	91.4%
% of Patients satisfied with the time they had to wait for an appointment	22	24	91.7%	88.1%	88.1%	87.7%

* This is based on patients treated on this contract for their most recent course of treatment. Figures in italics indicate the base number of FP17s or Patient Questionnaire responses are less than 100. N/A is shown where the base number of responses is less than 10 during the period. % is calculated as Quantity/Base number*100

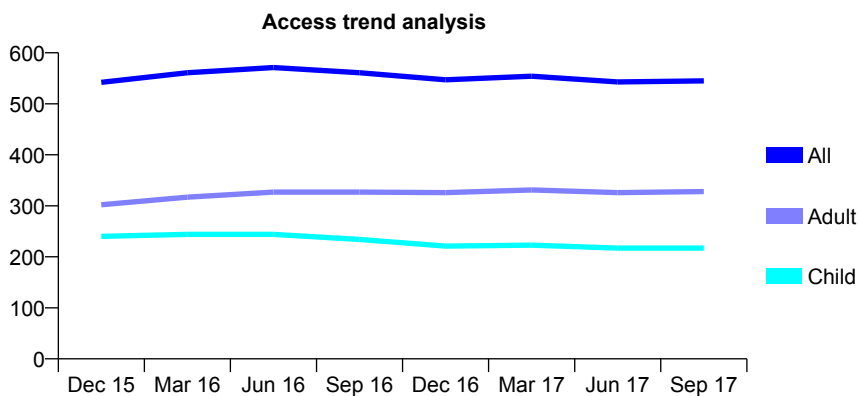
Q49 - Vital Signs At a Glance Contract Report for 150622/0001 - September 2017

Name or company name	Newgate Dental Practice
Contract type name	GDS Contract
Purpose of contract	General
Contract start date	29/07/2014
Contract end date	

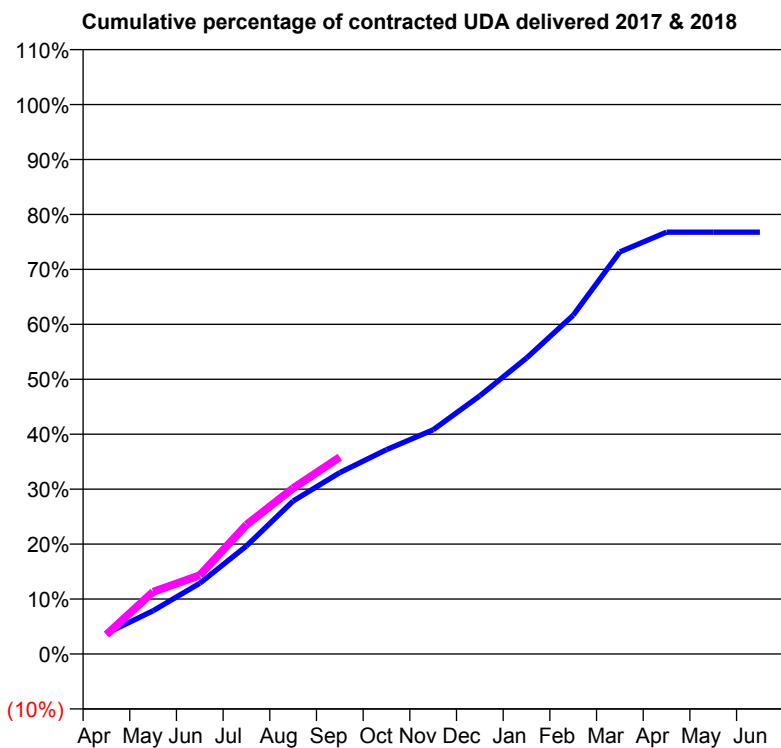
17/18 Contracted general activity (UDA)	1,759
Carry forward general activity (UDA)	0
17/18 Contracted orthodontic activity (UOA)	0
Carry forward orthodontic activity (UOA)	0
Baseline contract value	£39,352.96

ACCESS*

Patients seen in 24 months	Total	Change since previous quarter
Quarter ending September 2016	561	
Quarter ending December 2016	547	↓
Quarter ending March 2017	554	→
Quarter ending June 2017	543	↓
Quarter ending September 2017	545	→
Variance since September 2016	(2.9%)	↓



ACTIVITY



Month	Adjusted Scheduled Activity (UDA)	
	2017	2018
April	66	62
May	138	199
June	226	252
July	346	414
August	490	531
September	581	630
October	654	
November	718	
December	826	
January	948	
February	1,084	
March	1,287	
April	1,350	
May	1,350	
June	1,350	

QUALITY

	Quantity	Base Number	Contract	AT	Region	England
% of FP17s for the same patient ID Re-attending within 3 months - Children	9	173	5.2%	10.7%	12.8%	11.9%
% of FP17s for the same patient ID Re-attending within 3 months - Adults	31	242	12.8%	14.4%	16.5%	15.9%
% of FP17s for the same patient ID Re-attending between 3 & 9 months - Children	124	173	71.7%	57.8%	59.7%	58.1%
% of FP17s for the same patient ID Re-attending between 3 & 9 months - Adults	142	242	58.7%	52.8%	53.0%	50.6%
% of FP17s for Band 1 Urgent Courses	16	379	4.2%	8.2%	9.2%	9.1%
% of FP17s Relating to Free Repair or Replacements	2	379	0.5%	1.2%	1.0%	0.8%
% of FP17s Relating to Continuations	9	379	2.4%	1.4%	1.2%	1.1%
% of Patients satisfied with the dentistry they have received	1	1	N/A	91.8%	91.6%	91.4%
% of Patients satisfied with the time they had to wait for an appointment	1	1	N/A	88.1%	88.1%	87.7%

* This is based on patients treated on this contract for their most recent course of treatment. Figures in italics indicate the base number of FP17s or Patient Questionnaire responses are less than 100. N/A is shown where the base number of responses is less than 10 during the period. % is calculated as Quantity/Base number*100

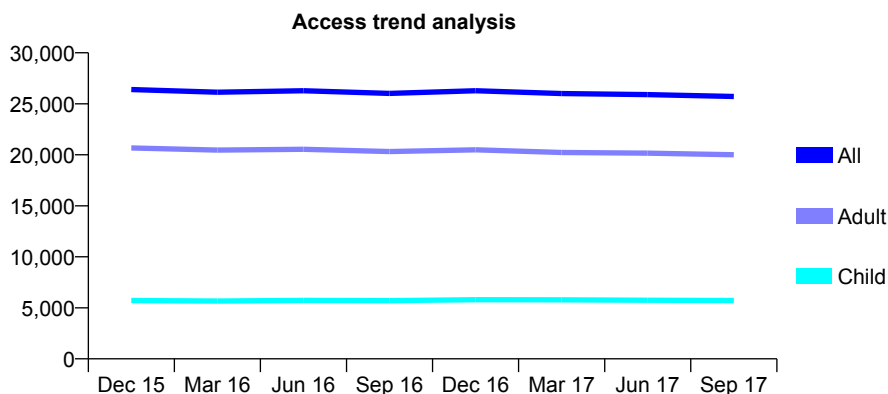
Q49 - Vital Signs At a Glance Contract Report for 150886/0001 - September 2017

Name or company name	Silver and Charlton
Contract type name	GDS Contract
Purpose of contract	General
Contract start date	01/07/2013
Contract end date	

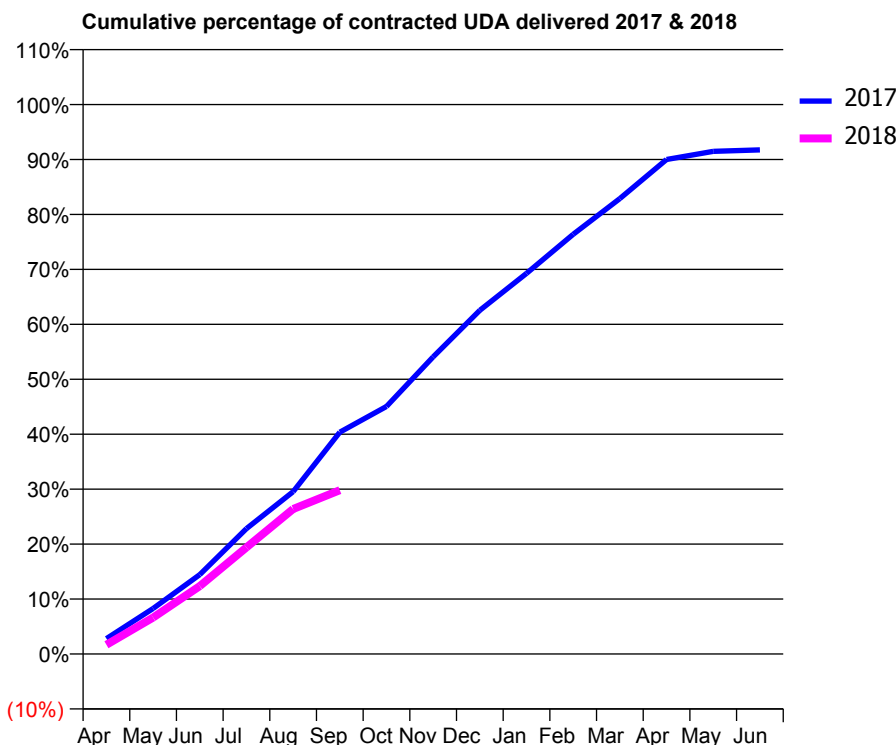
17/18 Contracted general activity (UDA)	90,873
Carry forward general activity (UDA)	0
17/18 Contracted orthodontic activity (UOA)	0
Carry forward orthodontic activity (UOA)	0
Baseline contract value	£2,468,788.35

ACCESS*

Patients seen in 24 months	Total	Change since previous quarter
Quarter ending September 2016	26,024	
Quarter ending December 2016	26,285	→
Quarter ending March 2017	26,013	↓
Quarter ending June 2017	25,902	→
Quarter ending September 2017	25,717	→
Variance since September 2016	(1.2%)	↓



ACTIVITY



Month	Adjusted Scheduled Activity (UDA)	
	2017	2018
April	2,552	1,537
May	7,559	6,034
June	13,154	11,239
July	20,799	17,620
August	26,915	23,977
September	36,767	27,096
October	41,045	
November	49,256	
December	56,977	
January	63,088	
February	69,576	
March	75,495	
April	81,982	
May	83,319	
June	83,561	

QUALITY

	Quantity	Base Number	Contract	AT	Region	England
% of FP17s for the same patient ID Re-attending within 3 months - Children	252	3,192	7.9%	10.7%	12.8%	11.9%
% of FP17s for the same patient ID Re-attending within 3 months - Adults	1,755	10,888	16.1%	14.4%	16.5%	15.9%
% of FP17s for the same patient ID Re-attending between 3 & 9 months - Children	1,351	3,192	42.3%	57.8%	59.7%	58.1%
% of FP17s for the same patient ID Re-attending between 3 & 9 months - Adults	4,666	10,888	42.9%	52.8%	53.0%	50.6%
% of FP17s for Band 1 Urgent Courses	780	11,598	6.7%	8.2%	9.2%	9.1%
% of FP17s Relating to Free Repair or Replacements	202	11,598	1.7%	1.2%	1.0%	0.8%
% of FP17s Relating to Continuations	261	11,598	2.3%	1.4%	1.2%	1.1%
% of Patients satisfied with the dentistry they have received	20	25	80.0%	91.8%	91.6%	91.4%
% of Patients satisfied with the time they had to wait for an appointment	22	25	88.0%	88.1%	88.1%	87.7%

* This is based on patients treated on this contract for their most recent course of treatment. Figures in italics indicate the base number of FP17s or Patient Questionnaire responses are less than 100. N/A is shown where the base number of responses is less than 10 during the period. % is calculated as Quantity/Base number*100

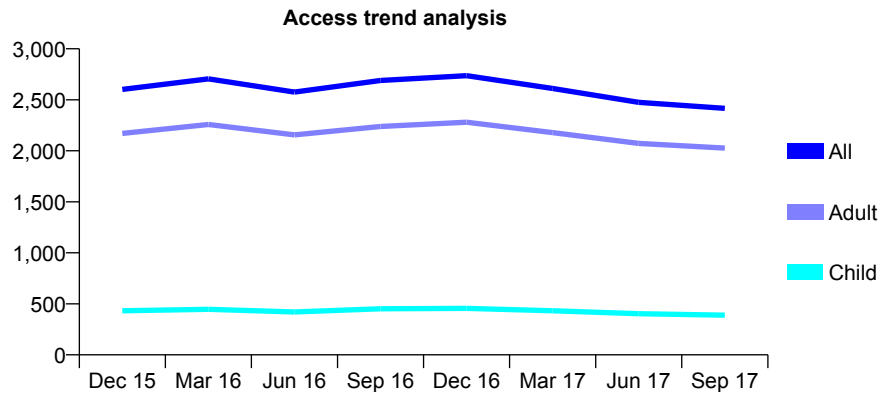
Q49 - Vital Signs At a Glance Contract Report for 153303/0001 - September 2017

Name or company name	William Shardlow BDP
Contract type name	GDS Contract
Purpose of contract	General
Contract start date	01/01/2014
Contract end date	

17/18 Contracted general activity (UDA)	11,039
Carry forward general activity (UDA)	0
17/18 Contracted orthodontic activity (UOA)	0
Carry forward orthodontic activity (UOA)	0
Baseline contract value	£275,115.25

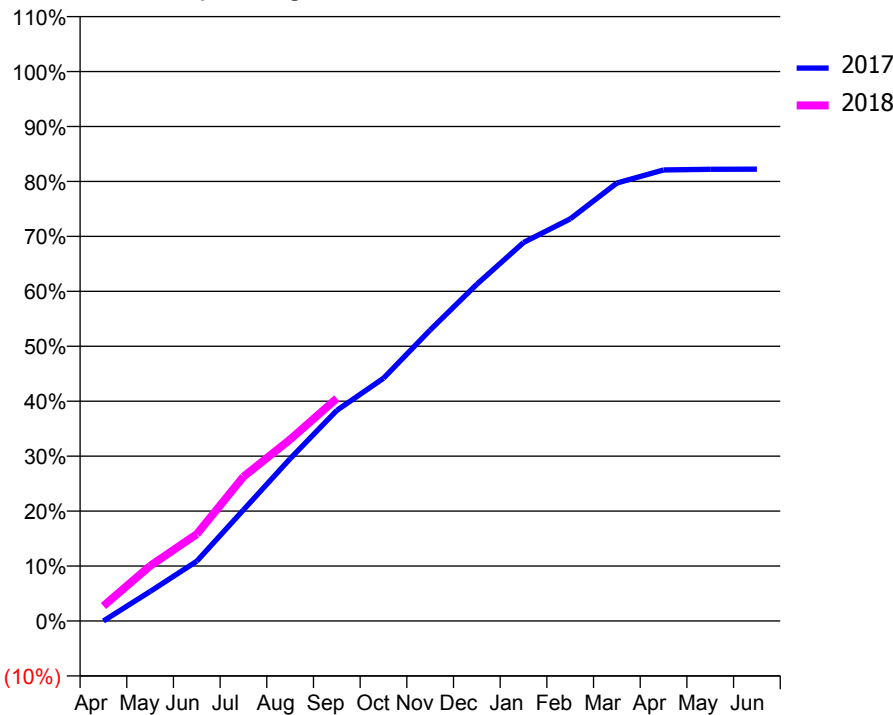
ACCESS*

Patients seen in 24 months	Total	Change since previous quarter
Quarter ending September 2016	2,689	
Quarter ending December 2016	2,736	→
Quarter ending March 2017	2,611	↓
Quarter ending June 2017	2,475	↓
Quarter ending September 2017	2,416	↓
Variance since September 2016	(10.2%)	↓



ACTIVITY

Cumulative percentage of contracted UDA delivered 2017 & 2018



Month	Adjusted Scheduled Activity (UDA)	
	2017	2018
April	0	301
May	593	1,107
June	1,200	1,745
July	2,233	2,899
August	3,262	3,647
September	4,232	4,473
October	4,877	
November	5,846	
December	6,765	
January	7,604	
February	8,079	
March	8,799	
April	9,061	
May	9,074	
June	9,077	

QUALITY

	Quantity	Base Number	Contract	AT	Region	England
% of FP17s for the same patient ID Re-attending within 3 months - Children	20	276	7.2%	10.7%	12.8%	11.9%
% of FP17s for the same patient ID Re-attending within 3 months - Adults	179	1,462	12.2%	14.4%	16.5%	15.9%
% of FP17s for the same patient ID Re-attending between 3 & 9 months - Children	169	276	61.2%	57.8%	59.7%	58.1%
% of FP17s for the same patient ID Re-attending between 3 & 9 months - Adults	924	1,462	63.2%	52.8%	53.0%	50.6%
% of FP17s for Band 1 Urgent Courses	59	1,627	3.6%	8.2%	9.2%	9.1%
% of FP17s Relating to Free Repair or Replacements	10	1,627	0.6%	1.2%	1.0%	0.8%
% of FP17s Relating to Continuations	32	1,627	2.0%	1.4%	1.2%	1.1%
% of Patients satisfied with the dentistry they have received	3	4	N/A	91.8%	91.6%	91.4%
% of Patients satisfied with the time they had to wait for an appointment	1	4	N/A	88.1%	88.1%	87.7%

* This is based on patients treated on this contract for their most recent course of treatment. Figures in italics indicate the base number of FP17s or Patient Questionnaire responses are less than 100. N/A is shown where the base number of responses is less than 10 during the period. % is calculated as Quantity/Base number*100

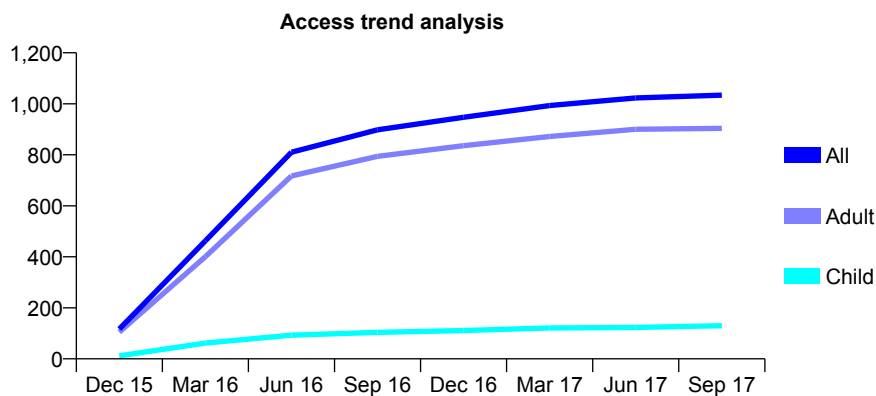
Q49 - Vital Signs At a Glance Contract Report for 153923/0001 - September 2017

Name or company name	Mr Devanand Isukapatla
Contract type name	GDS Contract
Purpose of contract	General
Contract start date	01/11/2015
Contract end date	

17/18 Contracted general activity (UDA)	3,371
Carry forward general activity (UDA)	-43
17/18 Contracted orthodontic activity (UOA)	0
Carry forward orthodontic activity (UOA)	0
Baseline contract value	£86,172.98

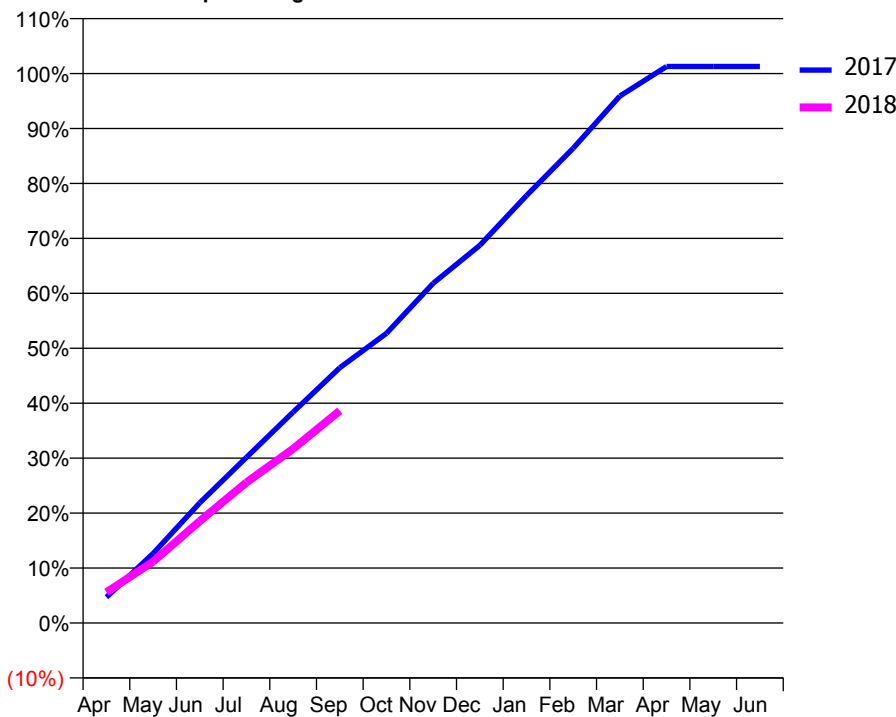
ACCESS*

Patients seen in 24 months	Total	Change since previous quarter
Quarter ending September 2016	898	
Quarter ending December 2016	947	↑
Quarter ending March 2017	993	↑
Quarter ending June 2017	1,023	↑
Quarter ending September 2017	1,034	→
Variance since September 2016	15.1%	↑



ACTIVITY

Cumulative percentage of contracted UDA delivered 2017 & 2018



Adjusted Scheduled Activity (UDA)

Month	2017	2018
April	158	189
May	426	377
June	737	626
July	1,016	863
August	1,294	1,068
September	1,566	1,302
October	1,777	
November	2,084	
December	2,317	
January	2,623	
February	2,912	
March	3,232	
April	3,414	
May	3,414	
June	3,414	

QUALITY

	Quantity	Base Number	Contract	AT	Region	England
% of FP17s for the same patient ID Re-attending within 3 months - Children	7	98	7.1%	10.7%	12.8%	11.9%
% of FP17s for the same patient ID Re-attending within 3 months - Adults	101	710	14.2%	14.4%	16.5%	15.9%
% of FP17s for the same patient ID Re-attending between 3 & 9 months - Children	62	98	63.3%	57.8%	59.7%	58.1%
% of FP17s for the same patient ID Re-attending between 3 & 9 months - Adults	512	710	72.1%	52.8%	53.0%	50.6%
% of FP17s for Band 1 Urgent Courses	52	730	7.1%	8.2%	9.2%	9.1%
% of FP17s Relating to Free Repair or Replacements	7	730	1.0%	1.2%	1.0%	0.8%
% of FP17s Relating to Continuations	4	730	0.5%	1.4%	1.2%	1.1%
% of Patients satisfied with the dentistry they have received	2	2	N/A	91.8%	91.6%	91.4%
% of Patients satisfied with the time they had to wait for an appointment	2	2	N/A	88.1%	88.1%	87.7%

* This is based on patients treated on this contract for their most recent course of treatment. Figures in italics indicate the base number of FP17s or Patient Questionnaire responses are less than 100. N/A is shown where the base number of responses is less than 10 during the period. % is calculated as Quantity/Base number*100

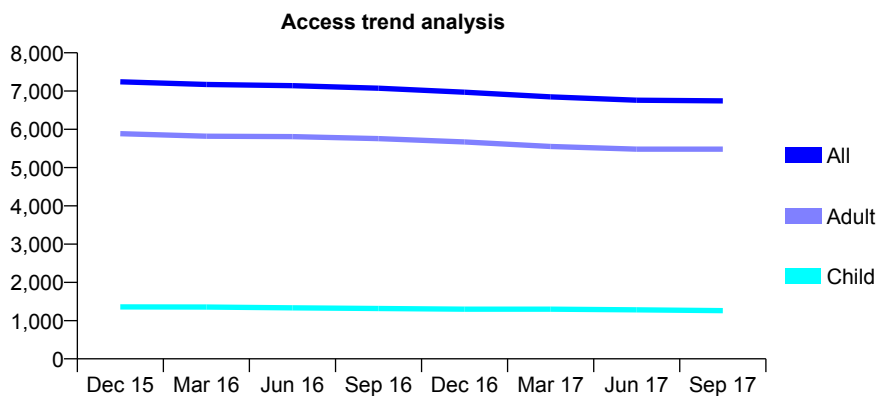
Q49 - Vital Signs At a Glance Contract Report for 156663/0001 - September 2017

Name or company name	The Belvedere Dental Practice Ltd
Contract type name	GDS Contract
Purpose of contract	General and Orthodontic
Contract start date	01/09/2010
Contract end date	

17/18 Contracted general activity (UDA)	21,163
Carry forward general activity (UDA)	-207
17/18 Contracted orthodontic activity (UOA)	0
Carry forward orthodontic activity (UOA)	0
Baseline contract value	£509,225.34

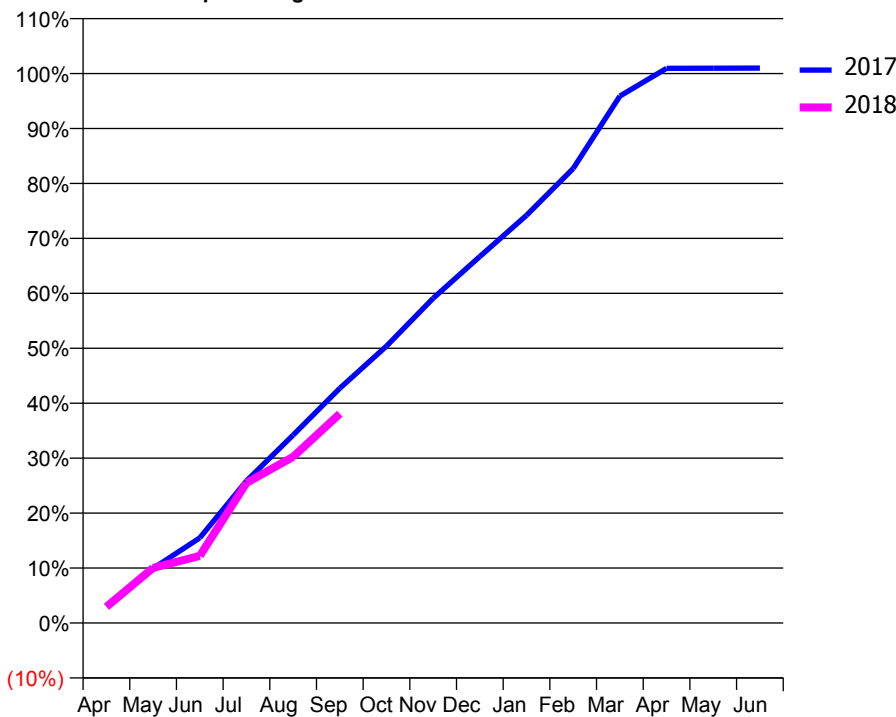
ACCESS*

Patients seen in 24 months	Total	Change since previous quarter
Quarter ending September 2016	7,073	
Quarter ending December 2016	6,970	↓
Quarter ending March 2017	6,847	↓
Quarter ending June 2017	6,762	↓
Quarter ending September 2017	6,743	→
Variance since September 2016	(4.7%)	↓



ACTIVITY

Cumulative percentage of contracted UDA delivered 2017 & 2018



QUALITY

	Quantity	Base Number	Contract	AT	Region	England
% of FP17s for the same patient ID Re-attending within 3 months - Children	77	1,025	7.5%	10.7%	12.8%	11.9%
% of FP17s for the same patient ID Re-attending within 3 months - Adults	721	4,268	16.9%	14.4%	16.5%	15.9%
% of FP17s for the same patient ID Re-attending between 3 & 9 months - Children	674	1,025	65.8%	57.8%	59.7%	58.1%
% of FP17s for the same patient ID Re-attending between 3 & 9 months - Adults	2,675	4,268	62.7%	52.8%	53.0%	50.6%
% of FP17s for Band 1 Urgent Courses	603	4,775	12.6%	8.2%	9.2%	9.1%
% of FP17s Relating to Free Repair or Replacements	47	4,775	1.0%	1.2%	1.0%	0.8%
% of FP17s Relating to Continuations	104	4,775	2.2%	1.4%	1.2%	1.1%
% of Patients satisfied with the dentistry they have received	8	8	N/A	91.8%	91.6%	91.4%
% of Patients satisfied with the time they had to wait for an appointment	5	8	N/A	88.1%	88.1%	87.7%

* This is based on patients treated on this contract for their most recent course of treatment. Figures in italics indicate the base number of FP17s or Patient Questionnaire responses are less than 100. N/A is shown where the base number of responses is less than 10 during the period. % is calculated as Quantity/Base number*100

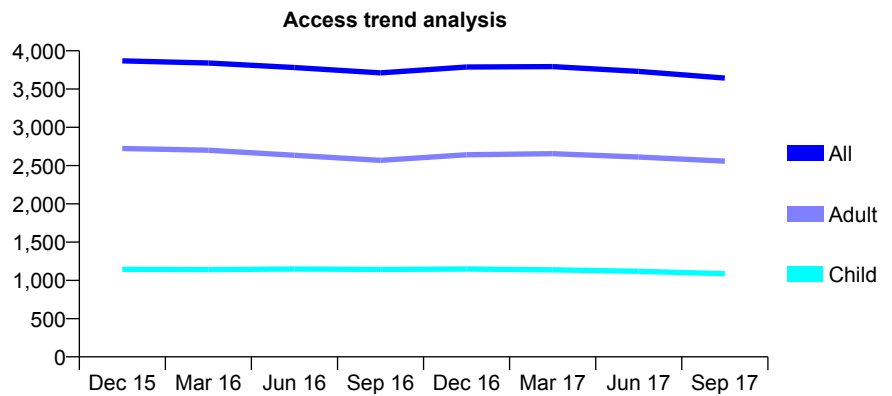
Q49 - Vital Signs At a Glance Contract Report for 157457/0001 - September 2017

Name or company name	Northumbria Dental Care Limited
Contract type name	Pilot Contract
Purpose of contract	General and Orthodontic
Contract start date	01/01/2012
Contract end date	

17/18 Contracted general activity (UDA)	12,713
Carry forward general activity (UDA)	0
17/18 Contracted orthodontic activity (UOA)	420
Carry forward orthodontic activity (UOA)	0
Baseline contract value	£383,786.55

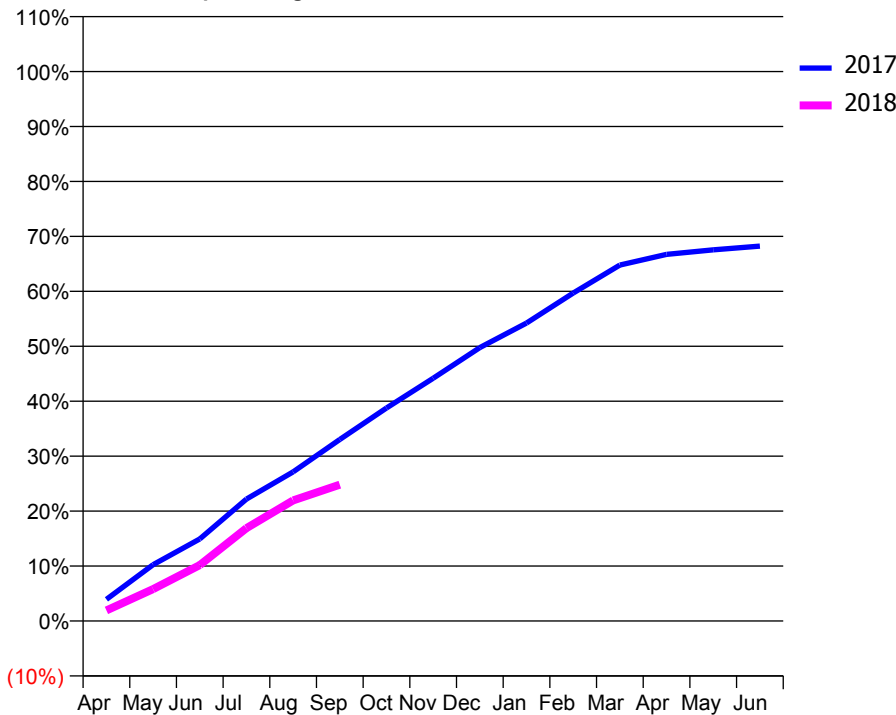
ACCESS*

Patients seen in 24 months	Total	Change since previous quarter
Quarter ending September 2016	3,711	
Quarter ending December 2016	3,789	↑
Quarter ending March 2017	3,793	→
Quarter ending June 2017	3,730	↓
Quarter ending September 2017	3,644	↓
Variance since September 2016	(1.8%)	↓



ACTIVITY

Cumulative percentage of contracted UDA delivered 2017 & 2018



Month	Adjusted Scheduled Activity (UDA)	
	2017	2018
April	501	245
May	1,303	739
June	1,897	1,293
July	2,821	2,147
August	3,449	2,789
September	4,200	3,154
October	4,929	
November	5,617	
December	6,325	
January	6,895	
February	7,589	
March	8,236	
April	8,483	
May	8,586	
June	8,673	

QUALITY

	Quantity	Base Number	Contract	AT	Region	England
% of FP17s for the same patient ID Re-attending within 3 months - Children	66	628	10.5%	10.7%	12.8%	11.9%
% of FP17s for the same patient ID Re-attending within 3 months - Adults	105	1,087	9.7%	14.4%	16.5%	15.9%
% of FP17s for the same patient ID Re-attending between 3 & 9 months - Children	267	628	42.5%	57.8%	59.7%	58.1%
% of FP17s for the same patient ID Re-attending between 3 & 9 months - Adults	380	1,087	35.0%	52.8%	53.0%	50.6%
% of FP17s for Band 1 Urgent Courses	79	1,392	5.7%	8.2%	9.2%	9.1%
% of FP17s Relating to Free Repair or Replacements	10	1,392	0.7%	1.2%	1.0%	0.8%
% of FP17s Relating to Continuations	19	1,392	1.4%	1.4%	1.2%	1.1%
% of Patients satisfied with the dentistry they have received	4	4	N/A	91.8%	91.6%	91.4%
% of Patients satisfied with the time they had to wait for an appointment	4	4	N/A	88.1%	88.1%	87.7%

* This is based on patients treated on this contract for their most recent course of treatment. Figures in italics indicate the base number of FP17s or Patient Questionnaire responses are less than 100. N/A is shown where the base number of responses is less than 10 during the period. % is calculated as Quantity/Base number*100

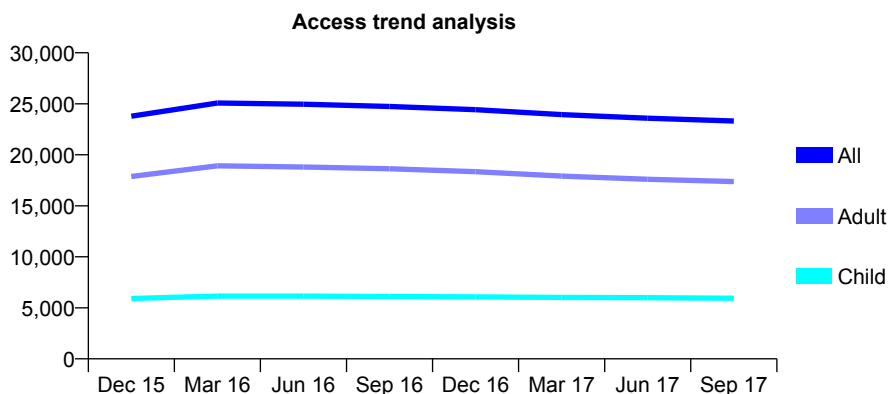
Q49 - Vital Signs At a Glance Contract Report for 159891/0001 - September 2017

Name or company name	The Southwick and Whitburn Dental Practic
Contract type name	GDS Contract
Purpose of contract	General
Contract start date	01/04/2014
Contract end date	

17/18 Contracted general activity (UDA)	80,484
Carry forward general activity (UDA)	0
17/18 Contracted orthodontic activity (UOA)	0
Carry forward orthodontic activity (UOA)	0
Baseline contract value	£2,142,759.79

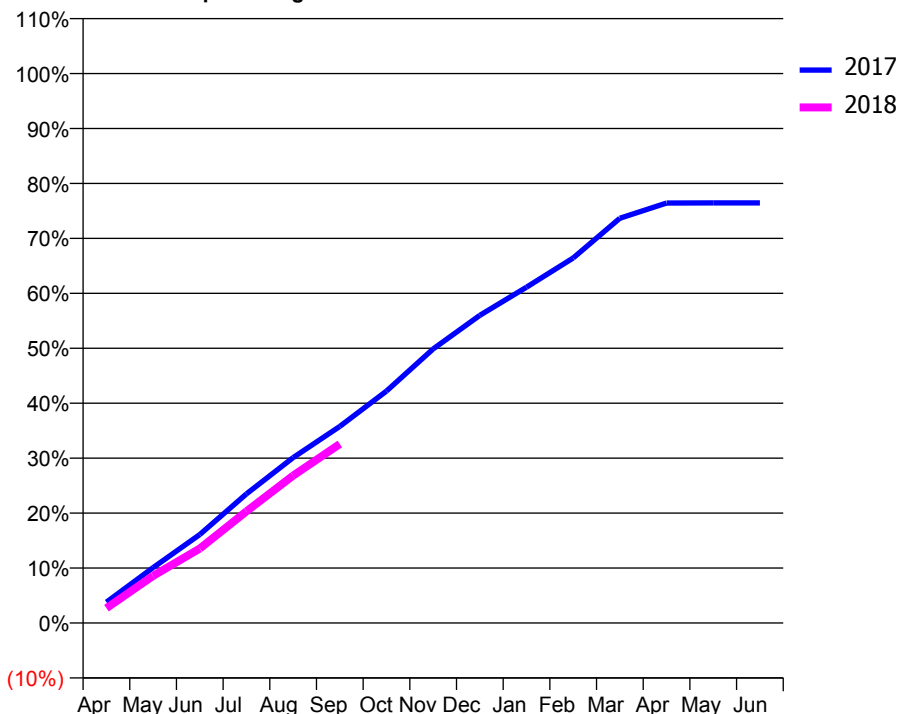
ACCESS*

Patients seen in 24 months	Total	Change since previous quarter
Quarter ending September 2016	24,743	
Quarter ending December 2016	24,426	↓
Quarter ending March 2017	23,943	↓
Quarter ending June 2017	23,589	↓
Quarter ending September 2017	23,320	↓
Variance since September 2016	(5.8%)	↓



ACTIVITY

Cumulative percentage of contracted UDA delivered 2017 & 2018



Month	Adjusted Scheduled Activity (UDA)	
	2017	2018
April	3,061	2,177
May	8,099	6,899
June	12,934	10,912
July	18,895	16,367
August	24,198	21,596
September	28,767	26,229
October	33,925	
November	40,090	
December	45,015	
January	49,132	
February	53,395	
March	59,219	
April	61,445	
May	61,447	
June	61,447	

QUALITY

	Quantity	Base Number	Contract	AT	Region	England
% of FP17s for the same patient ID Re-attending within 3 months - Children	194	3,759	5.2%	10.7%	12.8%	11.9%
% of FP17s for the same patient ID Re-attending within 3 months - Adults	997	9,846	10.1%	14.4%	16.5%	15.9%
% of FP17s for the same patient ID Re-attending between 3 & 9 months - Children	1,963	3,759	52.2%	57.8%	59.7%	58.1%
% of FP17s for the same patient ID Re-attending between 3 & 9 months - Adults	5,011	9,846	50.9%	52.8%	53.0%	50.6%
% of FP17s for Band 1 Urgent Courses	863	12,627	6.8%	8.2%	9.2%	9.1%
% of FP17s Relating to Free Repair or Replacements	64	12,627	0.5%	1.2%	1.0%	0.8%
% of FP17s Relating to Continuations	121	12,627	1.0%	1.4%	1.2%	1.1%
% of Patients satisfied with the dentistry they have received	61	66	92.4%	91.8%	91.6%	91.4%
% of Patients satisfied with the time they had to wait for an appointment	59	66	89.4%	88.1%	88.1%	87.7%

* This is based on patients treated on this contract for their most recent course of treatment. Figures in italics indicate the base number of FP17s or Patient Questionnaire responses are less than 100. N/A is shown where the base number of responses is less than 10 during the period. % is calculated as Quantity/Base number*100

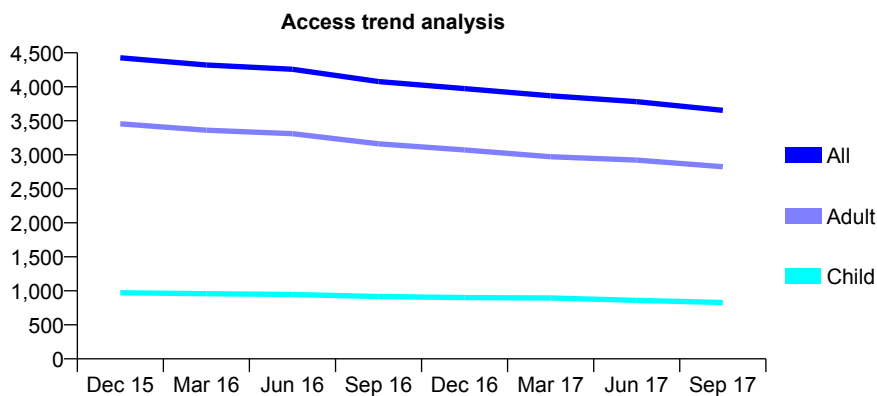
Q49 - Vital Signs At a Glance Contract Report for 160296/0001 - September 2017

Name or company name	Queen Street Dental Practice
Contract type name	GDS Contract
Purpose of contract	General
Contract start date	22/10/2009
Contract end date	

17/18 Contracted general activity (UDA)	12,000
Carry forward general activity (UDA)	-139
17/18 Contracted orthodontic activity (UOA)	0
Carry forward orthodontic activity (UOA)	0
Baseline contract value	£330,485.06

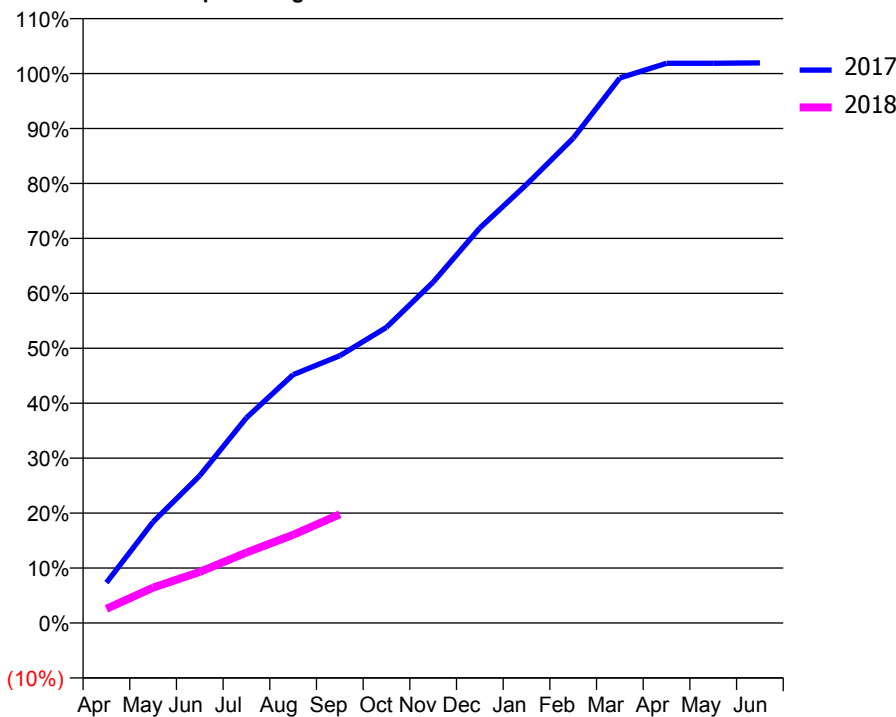
ACCESS*

Patients seen in 24 months	Total	Change since previous quarter
Quarter ending September 2016	4,077	
Quarter ending December 2016	3,973	↓
Quarter ending March 2017	3,867	↓
Quarter ending June 2017	3,782	↓
Quarter ending September 2017	3,653	↓
Variance since September 2016	(10.4%)	↓



ACTIVITY

Cumulative percentage of contracted UDA delivered 2017 & 2018



Month	Adjusted Scheduled Activity (UDA)	
	2017	2018
April	531	310
May	1,330	774
June	1,938	1,118
July	2,699	1,540
August	3,265	1,925
September	3,514	2,376
October	3,888	
November	4,482	
December	5,194	
January	5,766	
February	6,375	
March	7,166	
April	7,360	
May	7,360	
June	7,364	

QUALITY

	Quantity	Base Number	Contract	AT	Region	England
% of FP17s for the same patient ID Re-attending within 3 months - Children	15	254	5.9%	10.7%	12.8%	11.9%
% of FP17s for the same patient ID Re-attending within 3 months - Adults	89	868	10.3%	14.4%	16.5%	15.9%
% of FP17s for the same patient ID Re-attending between 3 & 9 months - Children	57	254	22.4%	57.8%	59.7%	58.1%
% of FP17s for the same patient ID Re-attending between 3 & 9 months - Adults	311	868	35.8%	52.8%	53.0%	50.6%
% of FP17s for Band 1 Urgent Courses	144	1,032	14.0%	8.2%	9.2%	9.1%
% of FP17s Relating to Free Repair or Replacements	31	1,032	3.0%	1.2%	1.0%	0.8%
% of FP17s Relating to Continuations	13	1,032	1.3%	1.4%	1.2%	1.1%
% of Patients satisfied with the dentistry they have received	1	3	N/A	91.8%	91.6%	91.4%
% of Patients satisfied with the time they had to wait for an appointment	2	3	N/A	88.1%	88.1%	87.7%

* This is based on patients treated on this contract for their most recent course of treatment. Figures in italics indicate the base number of FP17s or Patient Questionnaire responses are less than 100. N/A is shown where the base number of responses is less than 10 during the period. % is calculated as Quantity/Base number*100

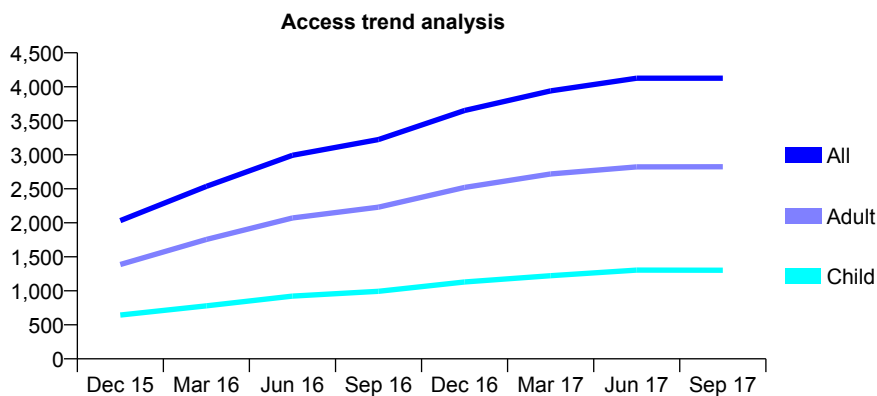
Q49 - Vital Signs At a Glance Contract Report for 162507/0001 - September 2017

Name or company name	Tyneview Dental Practice
Contract type name	GDS Contract
Purpose of contract	General
Contract start date	04/06/2015
Contract end date	

17/18 Contracted general activity (UDA)	13,000
Carry forward general activity (UDA)	-249
17/18 Contracted orthodontic activity (UOA)	0
Carry forward orthodontic activity (UOA)	0
Baseline contract value	£319,699.14

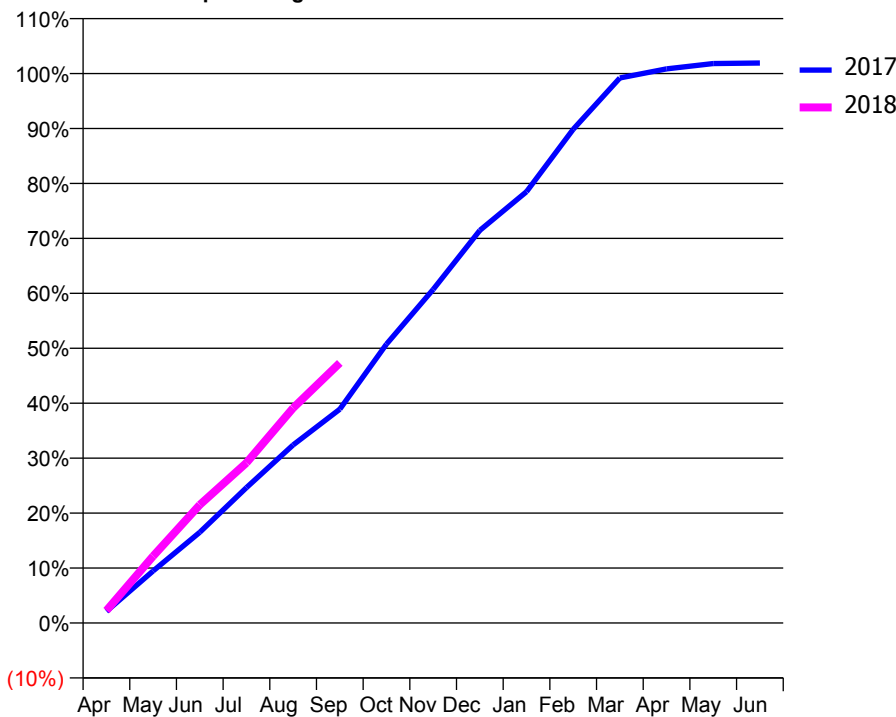
ACCESS*

Patients seen in 24 months	Total	Change since previous quarter
Quarter ending September 2016	3,225	
Quarter ending December 2016	3,651	↑
Quarter ending March 2017	3,941	↑
Quarter ending June 2017	4,126	↑
Quarter ending September 2017	4,126	→
Variance since September 2016	27.9%	↑



ACTIVITY

Cumulative percentage of contracted UDA delivered 2017 & 2018



Month	Adjusted Scheduled Activity (UDA)	
	2017	2018
April	275	295
May	1,232	1,582
June	2,147	2,798
July	3,203	3,789
August	4,214	5,088
September	5,059	6,152
October	6,598	
November	7,890	
December	9,290	
January	10,203	
February	11,680	
March	12,895	
April	13,110	
May	13,236	
June	13,249	

QUALITY

	Quantity	Base Number	Contract	AT	Region	England
% of FP17s for the same patient ID Re-attending within 3 months - Children	33	749	4.4%	10.7%	12.8%	11.9%
% of FP17s for the same patient ID Re-attending within 3 months - Adults	156	1,392	11.2%	14.4%	16.5%	15.9%
% of FP17s for the same patient ID Re-attending between 3 & 9 months - Children	336	749	44.9%	57.8%	59.7%	58.1%
% of FP17s for the same patient ID Re-attending between 3 & 9 months - Adults	525	1,392	37.7%	52.8%	53.0%	50.6%
% of FP17s for Band 1 Urgent Courses	145	2,109	6.9%	8.2%	9.2%	9.1%
% of FP17s Relating to Free Repair or Replacements	14	2,109	0.7%	1.2%	1.0%	0.8%
% of FP17s Relating to Continuations	4	2,109	0.2%	1.4%	1.2%	1.1%
% of Patients satisfied with the dentistry they have received	4	5	N/A	91.8%	91.6%	91.4%
% of Patients satisfied with the time they had to wait for an appointment	5	5	N/A	88.1%	88.1%	87.7%

* This is based on patients treated on this contract for their most recent course of treatment. Figures in italics indicate the base number of FP17s or Patient Questionnaire responses are less than 100. N/A is shown where the base number of responses is less than 10 during the period. % is calculated as Quantity/Base number*100

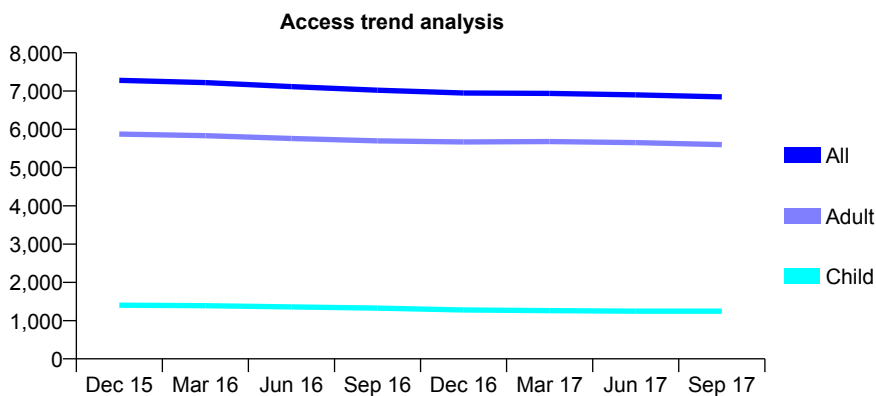
Q49 - Vital Signs At a Glance Contract Report for 165158/0001 - September 2017

Name or company name	The Haverflatts Lane Dental Practice Partn
Contract type name	GDS Contract
Purpose of contract	General
Contract start date	25/11/2009
Contract end date	

17/18 Contracted general activity (UDA)	21,001
Carry forward general activity (UDA)	0
17/18 Contracted orthodontic activity (UOA)	0
Carry forward orthodontic activity (UOA)	0
Baseline contract value	£552,675.50

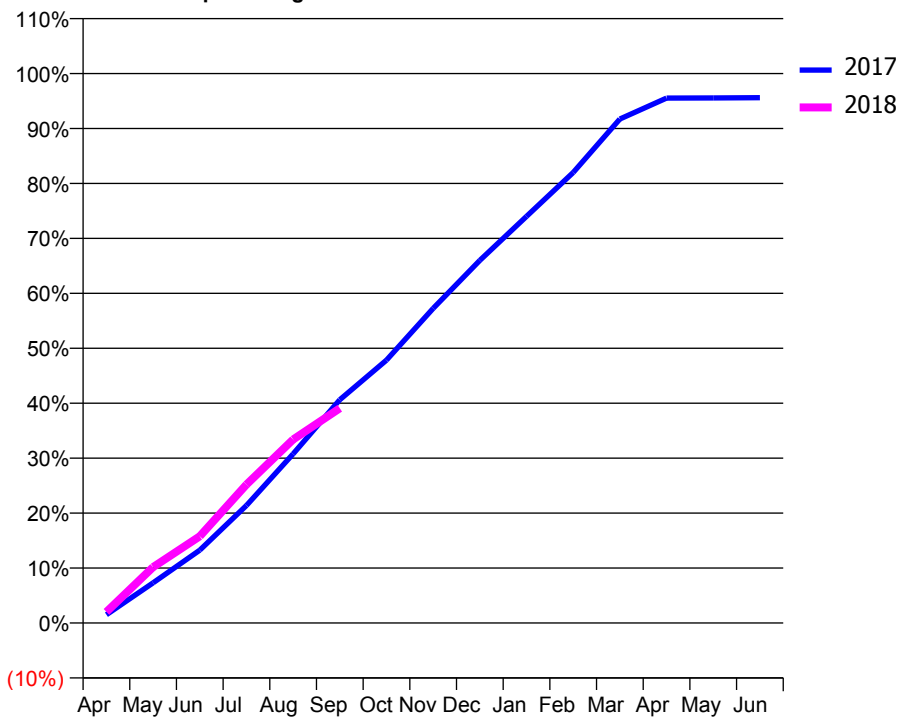
ACCESS*

Patients seen in 24 months	Total	Change since previous quarter
Quarter ending September 2016	7,023	
Quarter ending December 2016	6,948	↓
Quarter ending March 2017	6,940	→
Quarter ending June 2017	6,899	→
Quarter ending September 2017	6,847	→
Variance since September 2016	(2.5%)	↓



ACTIVITY

Cumulative percentage of contracted UDA delivered 2017 & 2018



Adjusted Scheduled Activity (UDA)

Month	2017	2018
April	290	427
May	1,413	2,135
June	2,559	3,317
July	4,129	5,293
August	5,940	7,015
September	7,841	8,207
October	9,233	
November	11,049	
December	12,739	
January	14,285	
February	15,825	
March	17,701	
April	18,439	
May	18,442	
June	18,454	

QUALITY

	Quantity	Base Number	Contract	AT	Region	England
% of FP17s for the same patient ID Re-attending within 3 months - Children	44	970	4.5%	10.7%	12.8%	11.9%
% of FP17s for the same patient ID Re-attending within 3 months - Adults	370	3,668	10.1%	14.4%	16.5%	15.9%
% of FP17s for the same patient ID Re-attending between 3 & 9 months - Children	647	970	66.7%	57.8%	59.7%	58.1%
% of FP17s for the same patient ID Re-attending between 3 & 9 months - Adults	1,648	3,668	44.9%	52.8%	53.0%	50.6%
% of FP17s for Band 1 Urgent Courses	164	4,313	3.8%	8.2%	9.2%	9.1%
% of FP17s Relating to Free Repair or Replacements	25	4,313	0.6%	1.2%	1.0%	0.8%
% of FP17s Relating to Continuations	101	4,313	2.3%	1.4%	1.2%	1.1%
% of Patients satisfied with the dentistry they have received	21	21	100.0%	91.8%	91.6%	91.4%
% of Patients satisfied with the time they had to wait for an appointment	19	21	90.5%	88.1%	88.1%	87.7%

* This is based on patients treated on this contract for their most recent course of treatment. Figures in italics indicate the base number of FP17s or Patient Questionnaire responses are less than 100. N/A is shown where the base number of responses is less than 10 during the period. % is calculated as Quantity/Base number*100

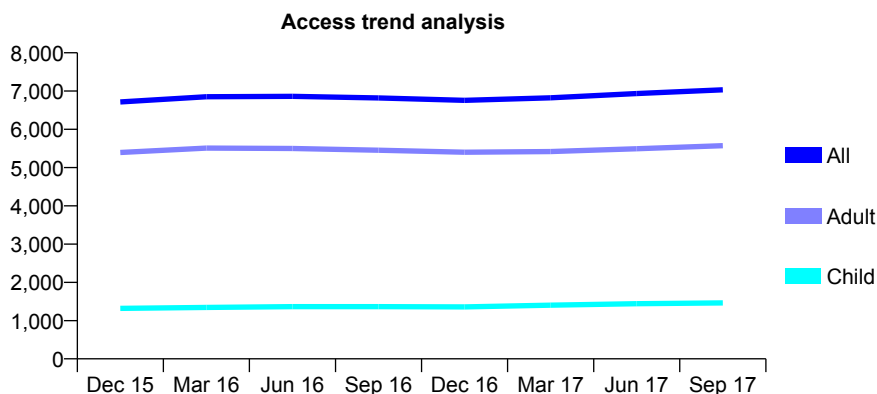
Q49 - Vital Signs At a Glance Contract Report for 168564/0001 - September 2017

Name or company name	The Grainger Stockton, Birtley and Stanley
Contract type name	GDS Contract
Purpose of contract	General
Contract start date	01/02/2014
Contract end date	

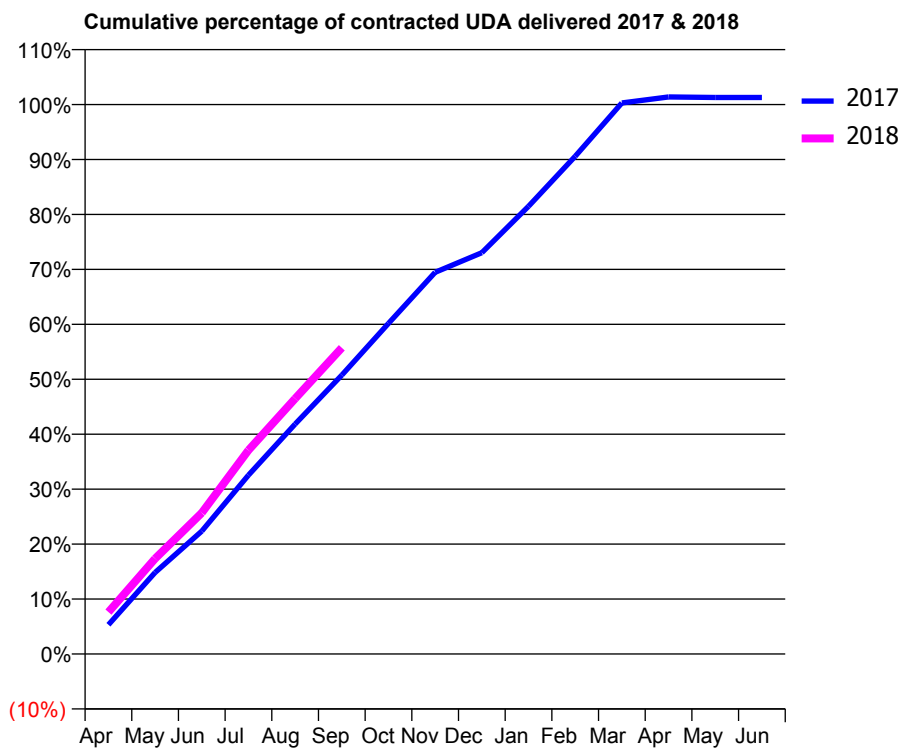
17/18 Contracted general activity (UDA)	21,272
Carry forward general activity (UDA)	-273
17/18 Contracted orthodontic activity (UOA)	0
Carry forward orthodontic activity (UOA)	0
Baseline contract value	£475,645.62

ACCESS*

Patients seen in 24 months	Total	Change since previous quarter
Quarter ending September 2016	6,821	
Quarter ending December 2016	6,759	→
Quarter ending March 2017	6,823	→
Quarter ending June 2017	6,934	→
Quarter ending September 2017	7,034	→
Variance since September 2016	3.1%	↑



ACTIVITY



Month	Adjusted Scheduled Activity (UDA)	
	2017	2018
April	1,133	1,623
May	3,155	3,693
June	4,756	5,462
July	6,927	7,891
August	8,900	9,889
September	10,796	11,856
October	12,801	
November	14,777	
December	15,533	
January	17,331	
February	19,268	
March	21,334	
April	21,567	
May	21,545	
June	21,545	

QUALITY

	Quantity	Base Number	Contract	AT	Region	England
% of FP17s for the same patient ID Re-attending within 3 months - Children	45	1,160	3.9%	10.7%	12.8%	11.9%
% of FP17s for the same patient ID Re-attending within 3 months - Adults	260	4,029	6.5%	14.4%	16.5%	15.9%
% of FP17s for the same patient ID Re-attending between 3 & 9 months - Children	747	1,160	64.4%	57.8%	59.7%	58.1%
% of FP17s for the same patient ID Re-attending between 3 & 9 months - Adults	2,565	4,029	63.7%	52.8%	53.0%	50.6%
% of FP17s for Band 1 Urgent Courses	257	5,086	5.1%	8.2%	9.2%	9.1%
% of FP17s Relating to Free Repair or Replacements	3	5,086	0.1%	1.2%	1.0%	0.8%
% of FP17s Relating to Continuations	14	5,086	0.3%	1.4%	1.2%	1.1%
% of Patients satisfied with the dentistry they have received	19	21	90.5%	91.8%	91.6%	91.4%
% of Patients satisfied with the time they had to wait for an appointment	19	21	90.5%	88.1%	88.1%	87.7%

* This is based on patients treated on this contract for their most recent course of treatment. Figures in italics indicate the base number of FP17s or Patient Questionnaire responses are less than 100. N/A is shown where the base number of responses is less than 10 during the period. % is calculated as Quantity/Base number*100

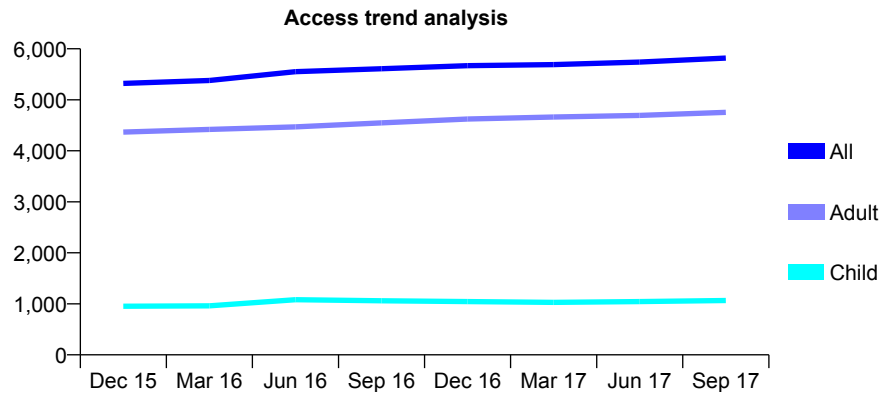
Q49 - Vital Signs At a Glance Contract Report for 168866/0001 - September 2017

Name or company name	H Singh & Associates Ltd
Contract type name	GDS Contract
Purpose of contract	General and Orthodontic
Contract start date	01/04/2010
Contract end date	

17/18 Contracted general activity (UDA)	18,452
Carry forward general activity (UDA)	-369
17/18 Contracted orthodontic activity (UOA)	0
Carry forward orthodontic activity (UOA)	0
Baseline contract value	£502,488.13

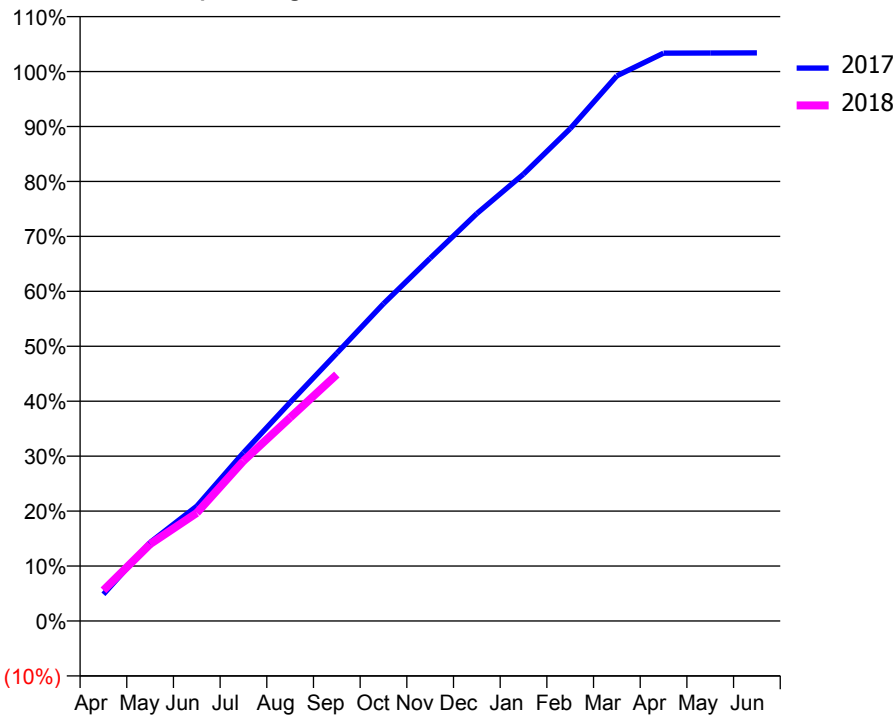
ACCESS*

Patients seen in 24 months	Total	Change since previous quarter
Quarter ending September 2016	5,608	
Quarter ending December 2016	5,668	→
Quarter ending March 2017	5,690	→
Quarter ending June 2017	5,740	→
Quarter ending September 2017	5,819	→
Variance since September 2016	3.8%	↑



ACTIVITY

Cumulative percentage of contracted UDA delivered 2017 & 2018



Month	Adjusted Scheduled Activity (UDA)	
	2017	2018
April	896	1,032
May	2,638	2,580
June	3,859	3,629
July	5,652	5,373
August	7,341	6,829
September	8,994	8,276
October	10,653	
November	12,180	
December	13,681	
January	15,009	
February	16,533	
March	18,309	
April	19,069	
May	19,073	
June	19,078	

QUALITY

	Quantity	Base Number	Contract	AT	Region	England
% of FP17s for the same patient ID Re-attending within 3 months - Children	80	785	10.2%	10.7%	12.8%	11.9%
% of FP17s for the same patient ID Re-attending within 3 months - Adults	815	3,587	22.7%	14.4%	16.5%	15.9%
% of FP17s for the same patient ID Re-attending between 3 & 9 months - Children	346	785	44.1%	57.8%	59.7%	58.1%
% of FP17s for the same patient ID Re-attending between 3 & 9 months - Adults	1,767	3,587	49.3%	52.8%	53.0%	50.6%
% of FP17s for Band 1 Urgent Courses	305	4,026	7.6%	8.2%	9.2%	9.1%
% of FP17s Relating to Free Repair or Replacements	117	4,026	2.9%	1.2%	1.0%	0.8%
% of FP17s Relating to Continuations	137	4,026	3.4%	1.4%	1.2%	1.1%
% of Patients satisfied with the dentistry they have received	10	10	100.0%	91.8%	91.6%	91.4%
% of Patients satisfied with the time they had to wait for an appointment	9	10	90.0%	88.1%	88.1%	87.7%

* This is based on patients treated on this contract for their most recent course of treatment. Figures in italics indicate the base number of FP17s or Patient Questionnaire responses are less than 100. N/A is shown where the base number of responses is less than 10 during the period. % is calculated as Quantity/Base number*100

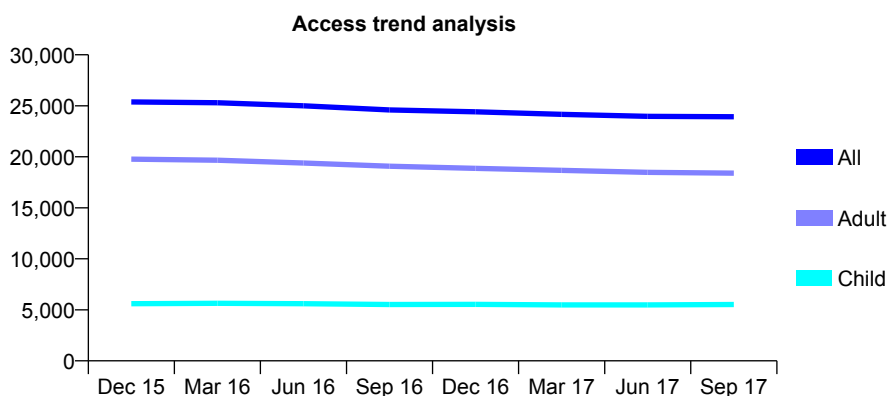
Q49 - Vital Signs At a Glance Contract Report for 170011/0001 - September 2017

Name or company name	SRDP
Contract type name	GDS Contract
Purpose of contract	General and Orthodontic
Contract start date	01/10/2007
Contract end date	

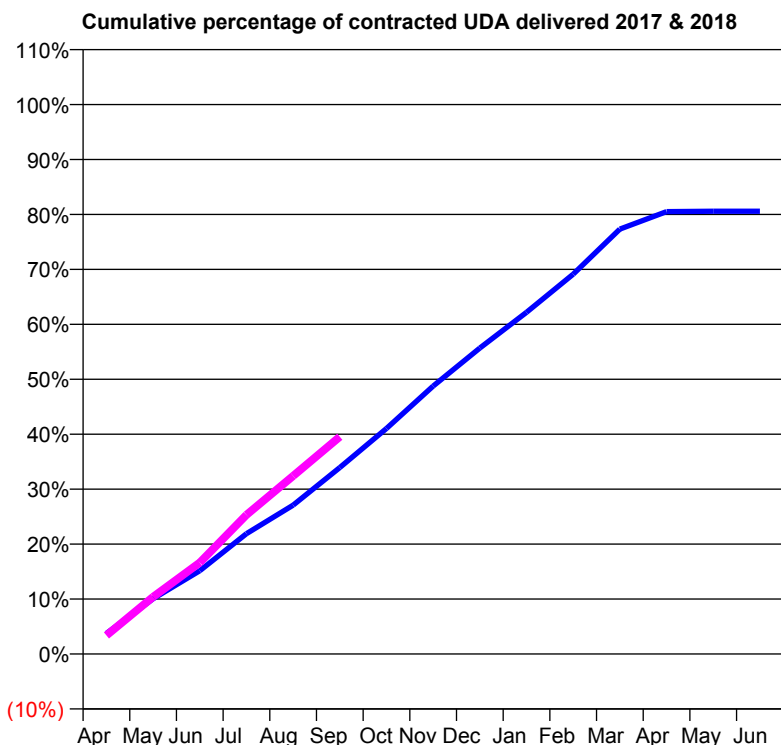
17/18 Contracted general activity (UDA)	74,715
Carry forward general activity (UDA)	0
17/18 Contracted orthodontic activity (UOA)	1,281
Carry forward orthodontic activity (UOA)	0
Baseline contract value	£2,113,459.91

ACCESS*

Patients seen in 24 months	Total	Change since previous quarter
Quarter ending September 2016	24,598	
Quarter ending December 2016	24,411	→
Quarter ending March 2017	24,166	↓
Quarter ending June 2017	23,967	→
Quarter ending September 2017	23,929	→
Variance since September 2016	(2.7%)	↓



ACTIVITY



Month	Adjusted Scheduled Activity (UDA)	
	2017	2018
April	2,796	2,521
May	7,506	7,762
June	11,315	12,427
July	16,371	18,916
August	20,246	24,218
September	25,355	29,549
October	30,674	
November	36,435	
December	41,605	
January	46,463	
February	51,653	
March	57,778	
April	60,142	
May	60,207	
June	60,202	

QUALITY

	Quantity	Base Number	Contract	AT	Region	England
% of FP17s for the same patient ID Re-attending within 3 months - Children	281	3,793	7.4%	10.7%	12.8%	11.9%
% of FP17s for the same patient ID Re-attending within 3 months - Adults	1,281	10,947	11.7%	14.4%	16.5%	15.9%
% of FP17s for the same patient ID Re-attending between 3 & 9 months - Children	1,656	3,793	43.7%	57.8%	59.7%	58.1%
% of FP17s for the same patient ID Re-attending between 3 & 9 months - Adults	4,970	10,947	45.4%	52.8%	53.0%	50.6%
% of FP17s for Band 1 Urgent Courses	604	13,363	4.5%	8.2%	9.2%	9.1%
% of FP17s Relating to Free Repair or Replacements	150	13,363	1.1%	1.2%	1.0%	0.8%
% of FP17s Relating to Continuations	333	13,363	2.5%	1.4%	1.2%	1.1%
% of Patients satisfied with the dentistry they have received	51	55	92.7%	91.8%	91.6%	91.4%
% of Patients satisfied with the time they had to wait for an appointment	44	55	80.0%	88.1%	88.1%	87.7%

* This is based on patients treated on this contract for their most recent course of treatment. Figures in italics indicate the base number of FP17s or Patient Questionnaire responses are less than 100. N/A is shown where the base number of responses is less than 10 during the period. % is calculated as Quantity/Base number*100

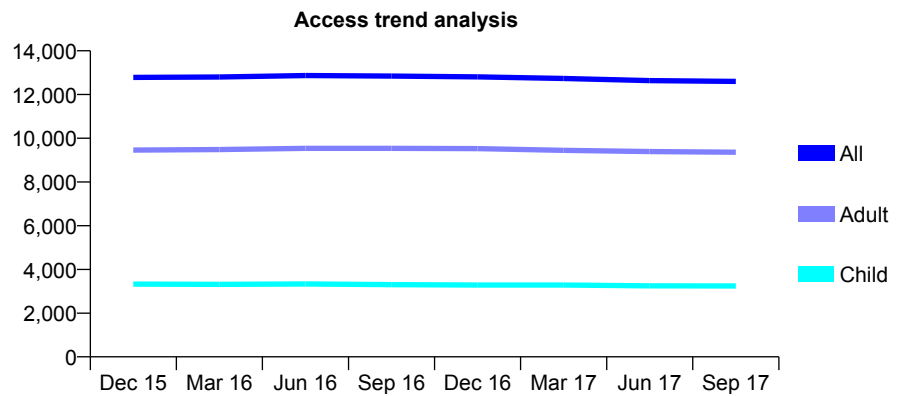
Q49 - Vital Signs At a Glance Contract Report for 170941/0001 - September 2017

Name or company name	InDental Practice Limited
Contract type name	GDS Contract
Purpose of contract	General
Contract start date	01/07/2008
Contract end date	

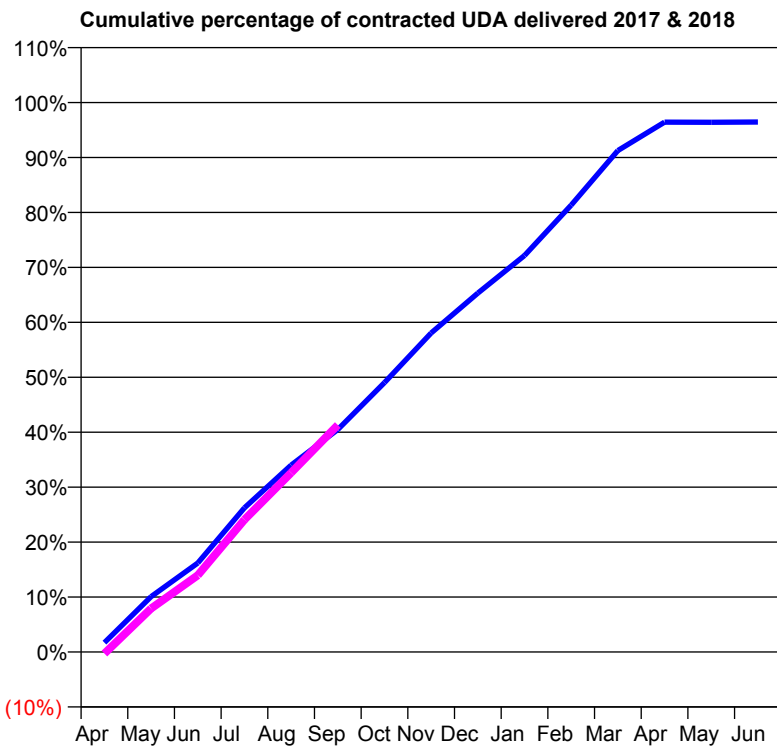
17/18 Contracted general activity (UDA)	36,554
Carry forward general activity (UDA)	1,298
17/18 Contracted orthodontic activity (UOA)	0
Carry forward orthodontic activity (UOA)	0
Baseline contract value	£1,127,738.43

ACCESS*

Patients seen in 24 months	Total	Change since previous quarter
Quarter ending September 2016	12,842	
Quarter ending December 2016	12,808	→
Quarter ending March 2017	12,734	→
Quarter ending June 2017	12,636	→
Quarter ending September 2017	12,601	→
Variance since September 2016	(1.9%)	↓



ACTIVITY



Month	Adjusted Scheduled Activity (UDA)	
	2017	2018
April	624	-107
May	3,687	2,898
June	5,923	5,106
July	9,595	8,808
August	12,436	11,928
September	14,797	15,105
October	17,919	
November	21,219	
December	23,877	
January	26,377	
February	29,733	
March	33,361	
April	35,245	
May	35,235	
June	35,256	

QUALITY

	Quantity	Base Number	Contract	AT	Region	England
% of FP17s for the same patient ID Re-attending within 3 months - Children	161	2,127	7.6%	10.7%	12.8%	11.9%
% of FP17s for the same patient ID Re-attending within 3 months - Adults	1,099	6,174	17.8%	14.4%	16.5%	15.9%
% of FP17s for the same patient ID Re-attending between 3 & 9 months - Children	1,064	2,127	50.0%	57.8%	59.7%	58.1%
% of FP17s for the same patient ID Re-attending between 3 & 9 months - Adults	2,892	6,174	46.8%	52.8%	53.0%	50.6%
% of FP17s for Band 1 Urgent Courses	939	7,256	12.9%	8.2%	9.2%	9.1%
% of FP17s Relating to Free Repair or Replacements	73	7,256	1.0%	1.2%	1.0%	0.8%
% of FP17s Relating to Continuations	41	7,256	0.6%	1.4%	1.2%	1.1%
% of Patients satisfied with the dentistry they have received	18	19	94.7%	91.8%	91.6%	91.4%
% of Patients satisfied with the time they had to wait for an appointment	14	19	73.7%	88.1%	88.1%	87.7%

* This is based on patients treated on this contract for their most recent course of treatment. Figures in italics indicate the base number of FP17s or Patient Questionnaire responses are less than 100. N/A is shown where the base number of responses is less than 10 during the period. % is calculated as Quantity/Base number*100

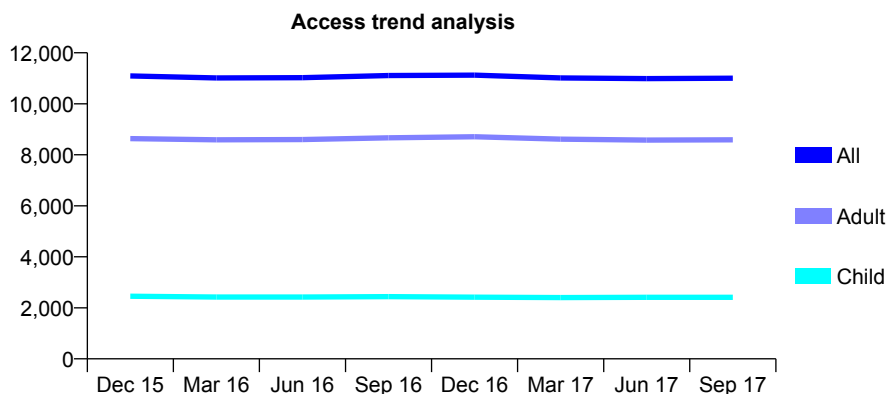
Q49 - Vital Signs At a Glance Contract Report for 172847/0001 - September 2017

Name or company name	Newcastle and Wallsend Dental Practice P
Contract type name	GDS Contract
Purpose of contract	General
Contract start date	01/05/2013
Contract end date	

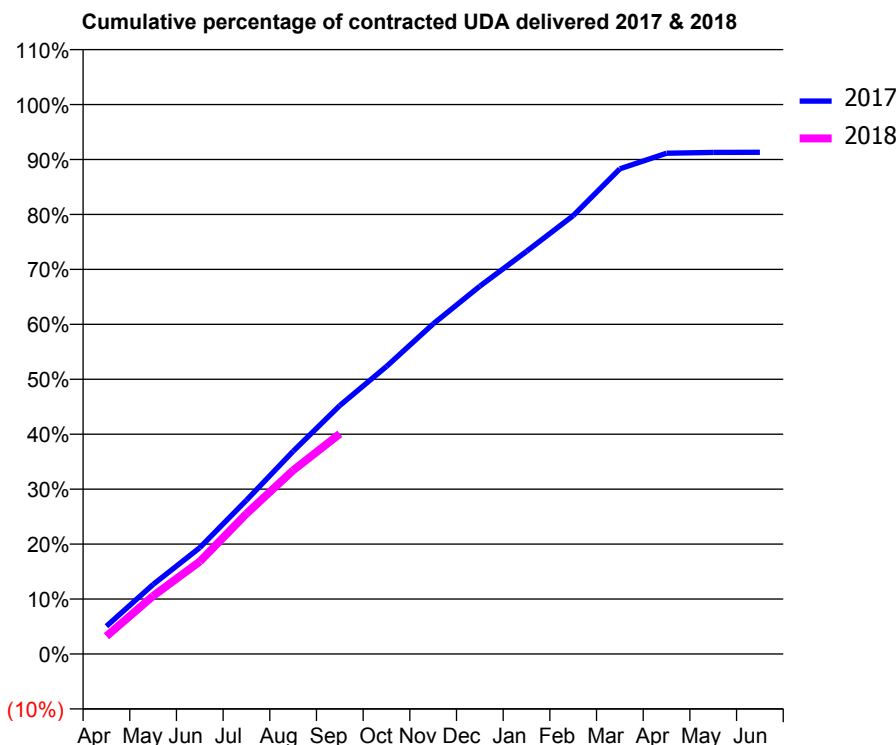
17/18 Contracted general activity (UDA)	38,921
Carry forward general activity (UDA)	0
17/18 Contracted orthodontic activity (UOA)	0
Carry forward orthodontic activity (UOA)	0
Baseline contract value	£1,030,794.05

ACCESS*

Patients seen in 24 months	Total	Change since previous quarter
Quarter ending September 2016	11,106	
Quarter ending December 2016	11,124	→
Quarter ending March 2017	11,014	→
Quarter ending June 2017	10,990	→
Quarter ending September 2017	11,003	→
Variance since September 2016	(0.9%)	→



ACTIVITY



Month	Adjusted Scheduled Activity (UDA)	
	2017	2018
April	1,971	1,261
May	4,923	4,109
June	7,534	6,549
July	10,899	9,945
August	14,359	13,009
September	17,598	15,597
October	20,372	
November	23,379	
December	26,057	
January	28,523	
February	31,050	
March	34,368	
April	35,468	
May	35,526	
June	35,532	

QUALITY

	Quantity	Base Number	Contract	AT	Region	England
% of FP17s for the same patient ID Re-attending within 3 months - Children	79	1,695	4.7%	10.7%	12.8%	11.9%
% of FP17s for the same patient ID Re-attending within 3 months - Adults	568	5,651	10.1%	14.4%	16.5%	15.9%
% of FP17s for the same patient ID Re-attending between 3 & 9 months - Children	901	1,695	53.2%	57.8%	59.7%	58.1%
% of FP17s for the same patient ID Re-attending between 3 & 9 months - Adults	2,935	5,651	51.9%	52.8%	53.0%	50.6%
% of FP17s for Band 1 Urgent Courses	395	6,891	5.7%	8.2%	9.2%	9.1%
% of FP17s Relating to Free Repair or Replacements	33	6,891	0.5%	1.2%	1.0%	0.8%
% of FP17s Relating to Continuations	100	6,891	1.5%	1.4%	1.2%	1.1%
% of Patients satisfied with the dentistry they have received	17	20	85.0%	91.8%	91.6%	91.4%
% of Patients satisfied with the time they had to wait for an appointment	19	20	95.0%	88.1%	88.1%	87.7%

* This is based on patients treated on this contract for their most recent course of treatment. Figures in italics indicate the base number of FP17s or Patient Questionnaire responses are less than 100. N/A is shown where the base number of responses is less than 10 during the period. % is calculated as Quantity/Base number*100

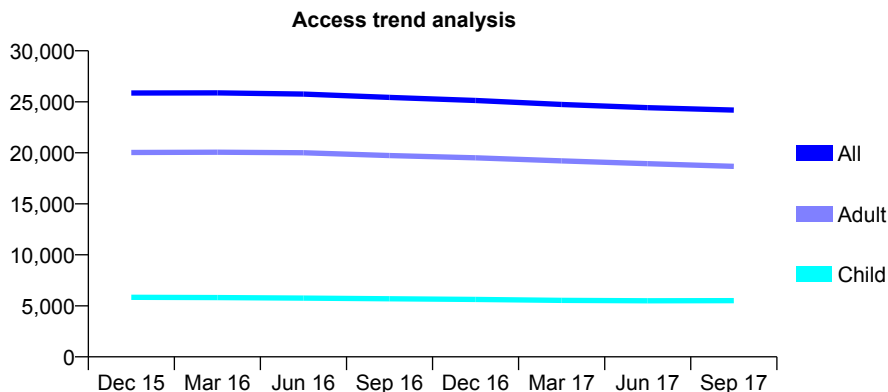
Q49 - Vital Signs At a Glance Contract Report for 176648/0001 - September 2017

Name or company name	South Tyneside Smiles Limited
Contract type name	GDS Contract
Purpose of contract	General and Orthodontic
Contract start date	01/04/2008
Contract end date	

17/18 Contracted general activity (UDA)	85,974
Carry forward general activity (UDA)	-770
17/18 Contracted orthodontic activity (UOA)	2,119
Carry forward orthodontic activity (UOA)	7
Baseline contract value	£2,477,125.89

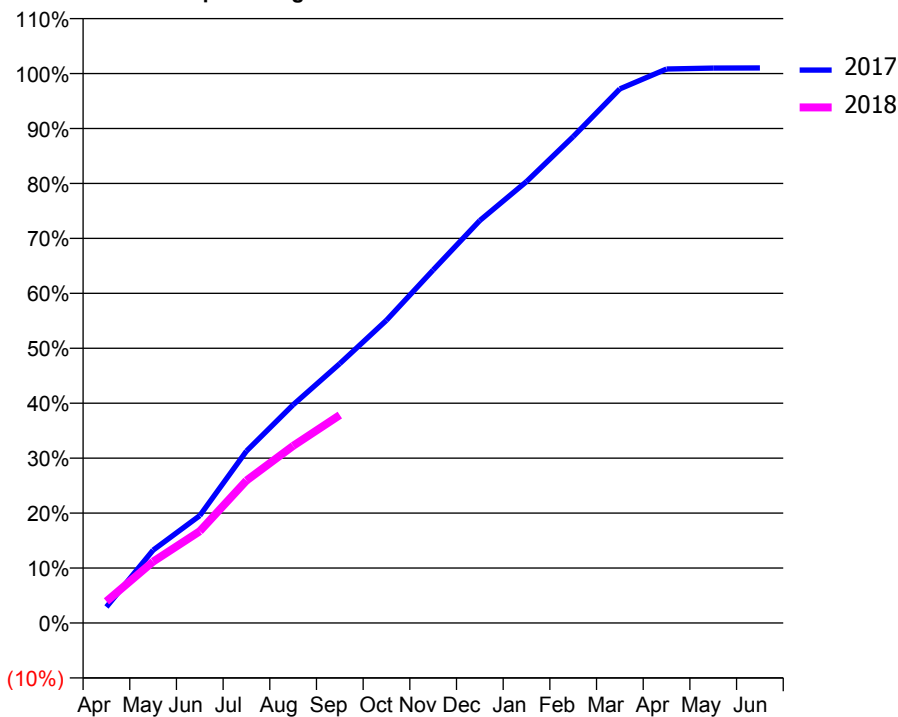
ACCESS*

Patients seen in 24 months	Total	Change since previous quarter
Quarter ending September 2016	25,430	
Quarter ending December 2016	25,137	↓
Quarter ending March 2017	24,741	↓
Quarter ending June 2017	24,429	↓
Quarter ending September 2017	24,195	→
Variance since September 2016	(4.9%)	↓



ACTIVITY

Cumulative percentage of contracted UDA delivered 2017 & 2018



Month	Adjusted Scheduled Activity (UDA)	
	2017	2018
April	2,227	3,382
May	10,074	9,611
June	14,852	14,354
July	23,766	22,292
August	30,174	27,726
September	35,869	32,536
October	41,866	
November	48,812	
December	55,646	
January	61,032	
February	67,241	
March	73,847	
April	76,599	
May	76,728	
June	76,744	

QUALITY

	Quantity	Base Number	Contract	AT	Region	England
% of FP17s for the same patient ID Re-attending within 3 months - Children	244	3,916	6.2%	10.7%	12.8%	11.9%
% of FP17s for the same patient ID Re-attending within 3 months - Adults	1,362	11,497	11.8%	14.4%	16.5%	15.9%
% of FP17s for the same patient ID Re-attending between 3 & 9 months - Children	2,227	3,916	56.9%	57.8%	59.7%	58.1%
% of FP17s for the same patient ID Re-attending between 3 & 9 months - Adults	5,664	11,497	49.3%	52.8%	53.0%	50.6%
% of FP17s for Band 1 Urgent Courses	1,012	13,935	7.3%	8.2%	9.2%	9.1%
% of FP17s Relating to Free Repair or Replacements	121	13,935	0.9%	1.2%	1.0%	0.8%
% of FP17s Relating to Continuations	205	13,935	1.5%	1.4%	1.2%	1.1%
% of Patients satisfied with the dentistry they have received	53	64	82.8%	91.8%	91.6%	91.4%
% of Patients satisfied with the time they had to wait for an appointment	47	64	73.4%	88.1%	88.1%	87.7%

* This is based on patients treated on this contract for their most recent course of treatment. Figures in italics indicate the base number of FP17s or Patient Questionnaire responses are less than 100. N/A is shown where the base number of responses is less than 10 during the period. % is calculated as Quantity/Base number*100

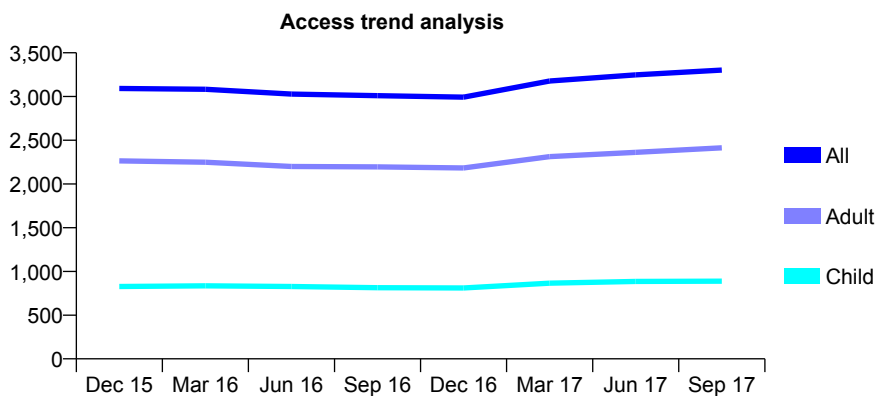
Q49 - Vital Signs At a Glance Contract Report for 177644/0001 - September 2017

Name or company name	Goodteeth Dental Surgeries Ltd
Contract type name	GDS Contract
Purpose of contract	General and Orthodontic
Contract start date	01/09/2009
Contract end date	

17/18 Contracted general activity (UDA)	8,745
Carry forward general activity (UDA)	-175
17/18 Contracted orthodontic activity (UOA)	418
Carry forward orthodontic activity (UOA)	-7
Baseline contract value	£236,393.67

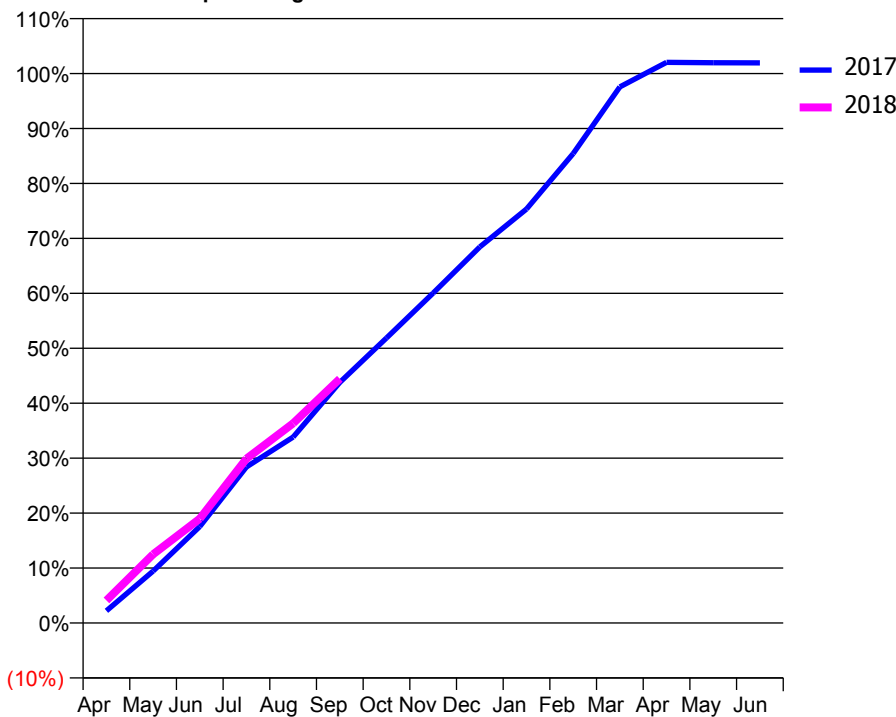
ACCESS*

Patients seen in 24 months	Total	Change since previous quarter
Quarter ending September 2016	3,009	
Quarter ending December 2016	2,993	→
Quarter ending March 2017	3,178	↑
Quarter ending June 2017	3,247	↑
Quarter ending September 2017	3,303	→
Variance since September 2016	9.8%	↑



ACTIVITY

Cumulative percentage of contracted UDA delivered 2017 & 2018



Adjusted Scheduled Activity (UDA)

Month	2017	2018
April	194	359
May	827	1,094
June	1,536	1,661
July	2,485	2,616
August	2,959	3,177
September	3,830	3,887
October	4,536	
November	5,250	
December	5,986	
January	6,589	
February	7,471	
March	8,532	
April	8,923	
May	8,916	
June	8,915	

QUALITY

	Quantity	Base Number	Contract	AT	Region	England
% of FP17s for the same patient ID Re-attending within 3 months - Children	57	590	9.7%	10.7%	12.8%	11.9%
% of FP17s for the same patient ID Re-attending within 3 months - Adults	185	1,504	12.3%	14.4%	16.5%	15.9%
% of FP17s for the same patient ID Re-attending between 3 & 9 months - Children	338	590	57.3%	57.8%	59.7%	58.1%
% of FP17s for the same patient ID Re-attending between 3 & 9 months - Adults	728	1,504	48.4%	52.8%	53.0%	50.6%
% of FP17s for Band 1 Urgent Courses	172	1,923	8.9%	8.2%	9.2%	9.1%
% of FP17s Relating to Free Repair or Replacements	17	1,923	0.9%	1.2%	1.0%	0.8%
% of FP17s Relating to Continuations	39	1,923	2.0%	1.4%	1.2%	1.1%
% of Patients satisfied with the dentistry they have received	6	6	N/A	91.8%	91.6%	91.4%
% of Patients satisfied with the time they had to wait for an appointment	6	6	N/A	88.1%	88.1%	87.7%

* This is based on patients treated on this contract for their most recent course of treatment. Figures in italics indicate the base number of FP17s or Patient Questionnaire responses are less than 100. N/A is shown where the base number of responses is less than 10 during the period. % is calculated as Quantity/Base number*100

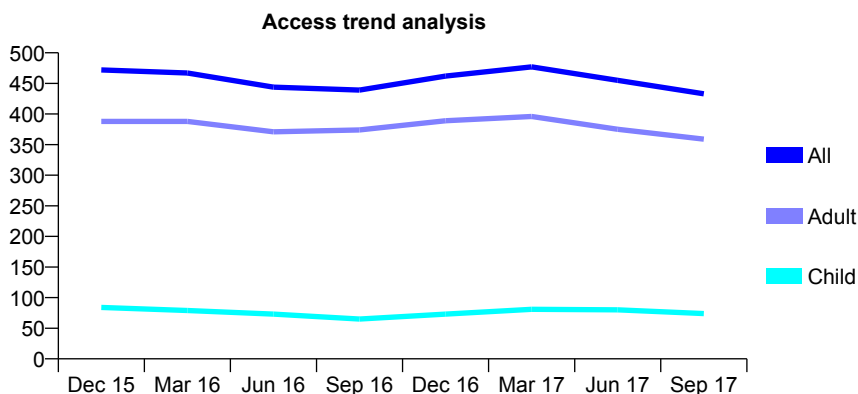
Q49 - Vital Signs At a Glance Contract Report for 177644/0002 - September 2017

Name or company name	Alston Dental Practice Limited
Contract type name	GDS Contract
Purpose of contract	General
Contract start date	01/09/2009
Contract end date	

17/18 Contracted general activity (UDA)	1,500
Carry forward general activity (UDA)	0
17/18 Contracted orthodontic activity (UOA)	0
Carry forward orthodontic activity (UOA)	0
Baseline contract value	£43,322.57

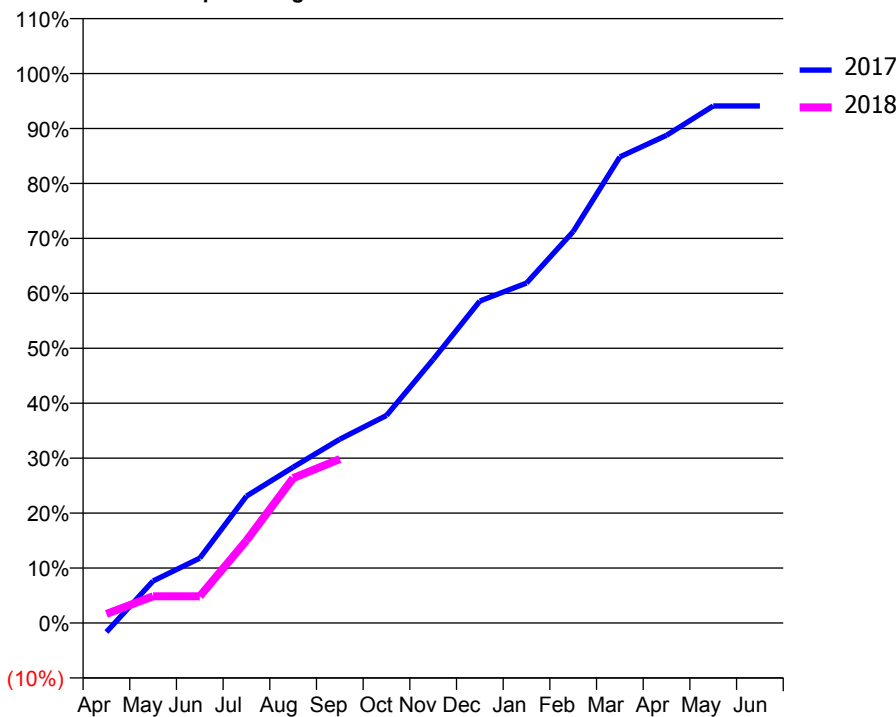
ACCESS*

Patients seen in 24 months	Total	Change since previous quarter
Quarter ending September 2016	439	
Quarter ending December 2016	462	↑
Quarter ending March 2017	477	↑
Quarter ending June 2017	455	↓
Quarter ending September 2017	433	↓
Variance since September 2016	(1.4%)	↓



ACTIVITY

Cumulative percentage of contracted UDA delivered 2017 & 2018



Adjusted Scheduled Activity (UDA)

Month	2017	2018
April	-25	25
May	115	73
June	177	73
July	346	225
August	425	395
September	502	448
October	567	
November	720	
December	879	
January	928	
February	1,068	
March	1,272	
April	1,331	
May	1,411	
June	1,411	

QUALITY

	Quantity	Base Number	Contract	AT	Region	England
% of FP17s for the same patient ID Re-attending within 3 months - Children	1	48	2.1%	10.7%	12.8%	11.9%
% of FP17s for the same patient ID Re-attending within 3 months - Adults	8	183	4.4%	14.4%	16.5%	15.9%
% of FP17s for the same patient ID Re-attending between 3 & 9 months - Children	28	48	58.3%	57.8%	59.7%	58.1%
% of FP17s for the same patient ID Re-attending between 3 & 9 months - Adults	99	183	54.1%	52.8%	53.0%	50.6%
% of FP17s for Band 1 Urgent Courses	3	194	1.5%	8.2%	9.2%	9.1%
% of FP17s Relating to Free Repair or Replacements	0	194	0.0%	1.2%	1.0%	0.8%
% of FP17s Relating to Continuations	2	194	1.0%	1.4%	1.2%	1.1%
% of Patients satisfied with the dentistry they have received	0	0	N/A	91.8%	91.6%	91.4%
% of Patients satisfied with the time they had to wait for an appointment	0	0	N/A	88.1%	88.1%	87.7%

* This is based on patients treated on this contract for their most recent course of treatment. Figures in italics indicate the base number of FP17s or Patient Questionnaire responses are less than 100. N/A is shown where the base number of responses is less than 10 during the period. % is calculated as Quantity/Base number*100

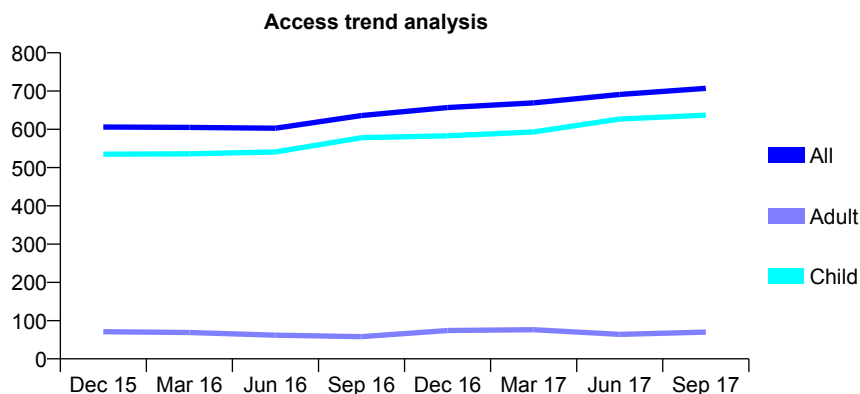
Q49 - Vital Signs At a Glance Contract Report for 177709/0001 - September 2017

Name or company name	Green Dental Partnership
Contract type name	GDS Contract
Purpose of contract	General and Orthodontic
Contract start date	01/04/2013
Contract end date	

17/18 Contracted general activity (UDA)	1,466
Carry forward general activity (UDA)	0
17/18 Contracted orthodontic activity (UOA)	94
Carry forward orthodontic activity (UOA)	0
Baseline contract value	£37,388.23

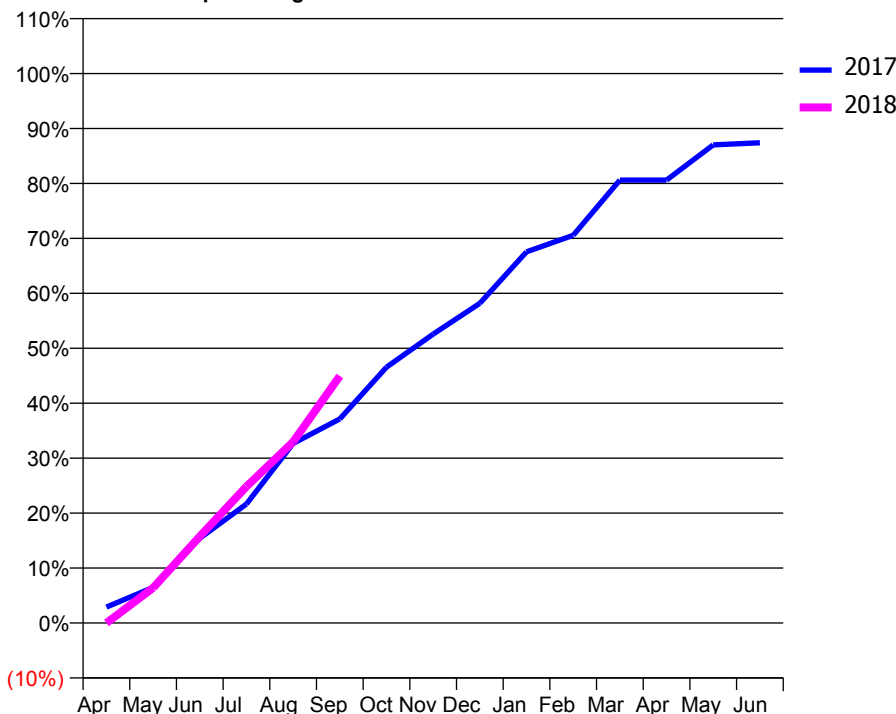
ACCESS*

Patients seen in 24 months	Total	Change since previous quarter
Quarter ending September 2016	636	
Quarter ending December 2016	657	↑
Quarter ending March 2017	669	→
Quarter ending June 2017	691	↑
Quarter ending September 2017	707	↑
Variance since September 2016	11.2%	↑



ACTIVITY

Cumulative percentage of contracted UDA delivered 2017 & 2018



Month	Adjusted Scheduled Activity (UDA)	
	2017	2018
April	43	0
May	95	94
June	226	231
July	317	364
August	479	483
September	544	659
October	682	
November	771	
December	853	
January	990	
February	1,034	
March	1,182	
April	1,182	
May	1,275	
June	1,281	

QUALITY

	Quantity	Base Number	Contract	AT	Region	England
% of FP17s for the same patient ID Re-attending within 3 months - Children	50	680	7.4%	10.7%	12.8%	11.9%
% of FP17s for the same patient ID Re-attending within 3 months - Adults	0	0	N/A	14.4%	16.5%	15.9%
% of FP17s for the same patient ID Re-attending between 3 & 9 months - Children	450	680	66.2%	57.8%	59.7%	58.1%
% of FP17s for the same patient ID Re-attending between 3 & 9 months - Adults	0	0	N/A	52.8%	53.0%	50.6%
% of FP17s for Band 1 Urgent Courses	21	508	4.1%	8.2%	9.2%	9.1%
% of FP17s Relating to Free Repair or Replacements	0	508	0.0%	1.2%	1.0%	0.8%
% of FP17s Relating to Continuations	3	508	0.6%	1.4%	1.2%	1.1%
% of Patients satisfied with the dentistry they have received	2	3	N/A	91.8%	91.6%	91.4%
% of Patients satisfied with the time they had to wait for an appointment	2	3	N/A	88.1%	88.1%	87.7%

* This is based on patients treated on this contract for their most recent course of treatment. Figures in italics indicate the base number of FP17s or Patient Questionnaire responses are less than 100. N/A is shown where the base number of responses is less than 10 during the period. % is calculated as Quantity/Base number*100

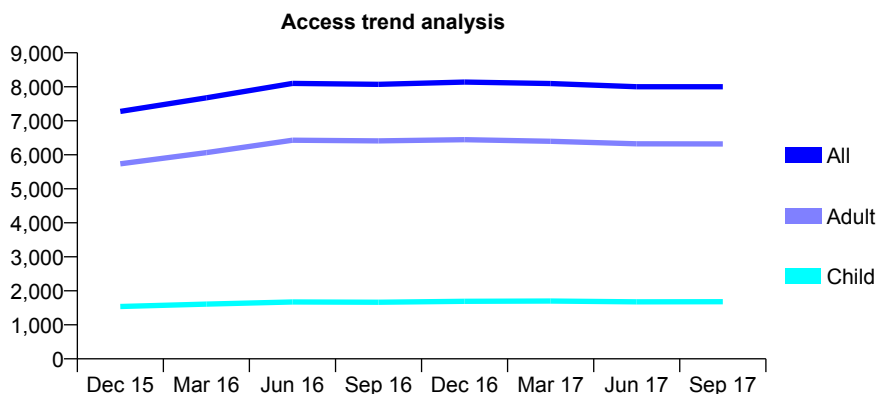
Q49 - Vital Signs At a Glance Contract Report for 180866/0001 - September 2017

Name or company name	Perfect Smile Acorn Dental Partnership
Contract type name	GDS Contract
Purpose of contract	General
Contract start date	01/07/2014
Contract end date	

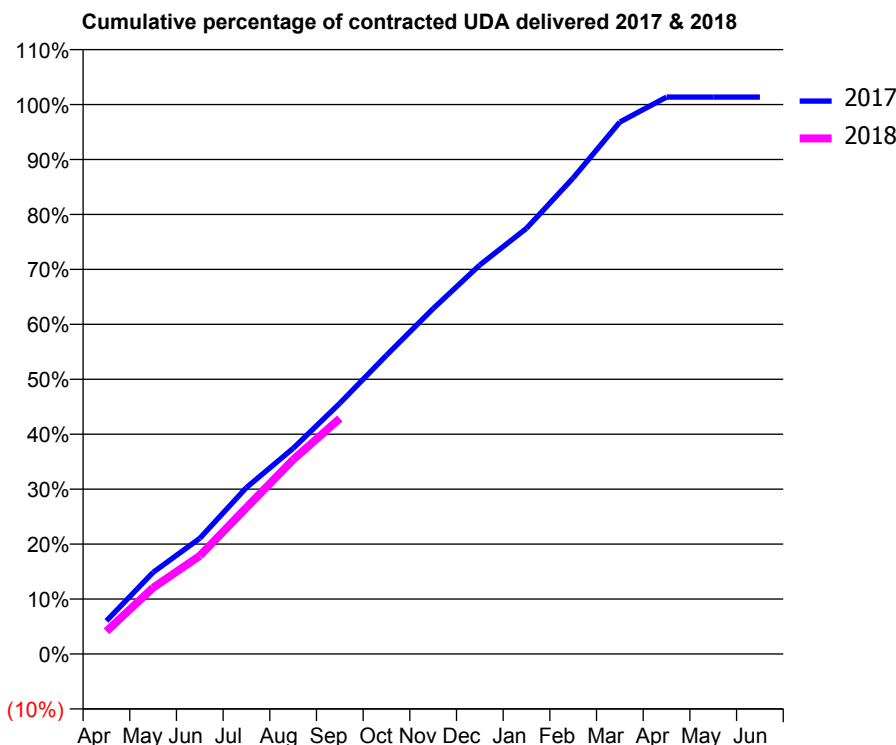
17/18 Contracted general activity (UDA)	20,230
Carry forward general activity (UDA)	-274
17/18 Contracted orthodontic activity (UOA)	0
Carry forward orthodontic activity (UOA)	0
Baseline contract value	£569,291.12

ACCESS*

Patients seen in 24 months	Total	Change since previous quarter
Quarter ending September 2016	8,074	
Quarter ending December 2016	8,138	→
Quarter ending March 2017	8,097	→
Quarter ending June 2017	8,003	↓
Quarter ending September 2017	8,000	→
Variance since September 2016	(0.9%)	→



ACTIVITY



Month	Adjusted Scheduled Activity (UDA)	
	2017	2018
April	1,218	839
May	3,007	2,443
June	4,261	3,615
July	6,127	5,390
August	7,574	7,155
September	9,233	8,671
October	11,000	
November	12,719	
December	14,320	
January	15,670	
February	17,530	
March	19,586	
April	20,504	
May	20,504	
June	20,504	

QUALITY

	Quantity	Base Number	Contract	AT	Region	England
% of FP17s for the same patient ID Re-attending within 3 months - Children	98	1,178	8.3%	10.7%	12.8%	11.9%
% of FP17s for the same patient ID Re-attending within 3 months - Adults	678	4,019	16.9%	14.4%	16.5%	15.9%
% of FP17s for the same patient ID Re-attending between 3 & 9 months - Children	637	1,178	54.1%	57.8%	59.7%	58.1%
% of FP17s for the same patient ID Re-attending between 3 & 9 months - Adults	1,818	4,019	45.2%	52.8%	53.0%	50.6%
% of FP17s for Band 1 Urgent Courses	517	4,347	11.9%	8.2%	9.2%	9.1%
% of FP17s Relating to Free Repair or Replacements	68	4,347	1.6%	1.2%	1.0%	0.8%
% of FP17s Relating to Continuations	110	4,347	2.5%	1.4%	1.2%	1.1%
% of Patients satisfied with the dentistry they have received	17	19	89.5%	91.8%	91.6%	91.4%
% of Patients satisfied with the time they had to wait for an appointment	18	19	94.7%	88.1%	88.1%	87.7%

* This is based on patients treated on this contract for their most recent course of treatment. Figures in italics indicate the base number of FP17s or Patient Questionnaire responses are less than 100. N/A is shown where the base number of responses is less than 10 during the period. % is calculated as Quantity/Base number*100

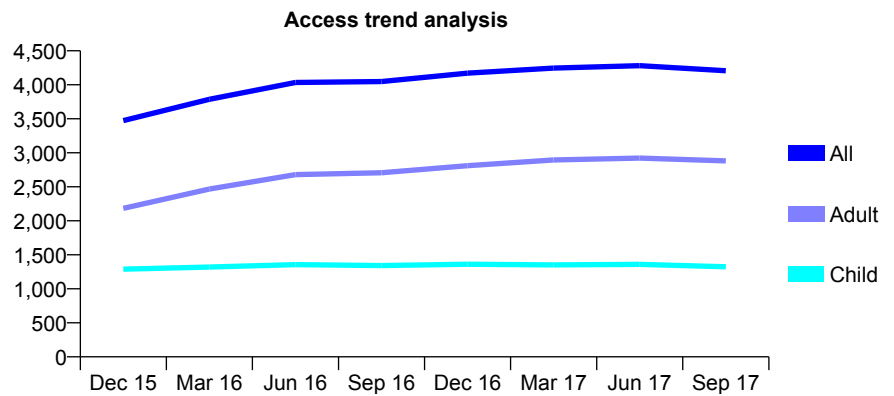
Q49 - Vital Signs At a Glance Contract Report for 181986/0001 - September 2017

Name or company name	Perfect Smile Laburnum Partnership
Contract type name	GDS Contract
Purpose of contract	General
Contract start date	01/07/2014
Contract end date	

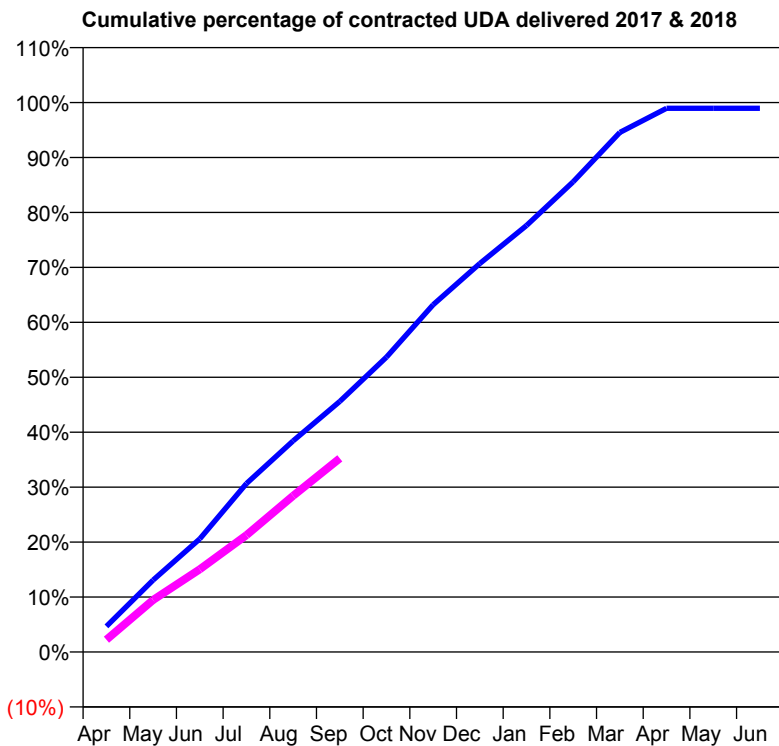
17/18 Contracted general activity (UDA)	15,601
Carry forward general activity (UDA)	166
17/18 Contracted orthodontic activity (UOA)	0
Carry forward orthodontic activity (UOA)	0
Baseline contract value	£377,538.54

ACCESS*

Patients seen in 24 months	Total	Change since previous quarter
Quarter ending September 2016	4,049	
Quarter ending December 2016	4,172	↑
Quarter ending March 2017	4,247	→
Quarter ending June 2017	4,282	→
Quarter ending September 2017	4,206	↓
Variance since September 2016	3.9%	↑



ACTIVITY



Month	Adjusted Scheduled Activity (UDA)	
	2017	2018
April	727	351
May	2,041	1,478
June	3,214	2,349
July	4,784	3,320
August	5,997	4,437
September	7,115	5,499
October	8,371	
November	9,859	
December	11,031	
January	12,109	
February	13,353	
March	14,752	
April	15,435	
May	15,435	
June	15,435	

QUALITY

	Quantity	Base Number	Contract	AT	Region	England
% of FP17s for the same patient ID Re-attending within 3 months - Children	45	878	5.1%	10.7%	12.8%	11.9%
% of FP17s for the same patient ID Re-attending within 3 months - Adults	240	1,626	14.8%	14.4%	16.5%	15.9%
% of FP17s for the same patient ID Re-attending between 3 & 9 months - Children	514	878	58.5%	57.8%	59.7%	58.1%
% of FP17s for the same patient ID Re-attending between 3 & 9 months - Adults	888	1,626	54.6%	52.8%	53.0%	50.6%
% of FP17s for Band 1 Urgent Courses	111	2,263	4.9%	8.2%	9.2%	9.1%
% of FP17s Relating to Free Repair or Replacements	10	2,263	0.4%	1.2%	1.0%	0.8%
% of FP17s Relating to Continuations	41	2,263	1.8%	1.4%	1.2%	1.1%
% of Patients satisfied with the dentistry they have received	9	10	90.0%	91.8%	91.6%	91.4%
% of Patients satisfied with the time they had to wait for an appointment	9	10	90.0%	88.1%	88.1%	87.7%

* This is based on patients treated on this contract for their most recent course of treatment. Figures in italics indicate the base number of FP17s or Patient Questionnaire responses are less than 100. N/A is shown where the base number of responses is less than 10 during the period. % is calculated as Quantity/Base number*100

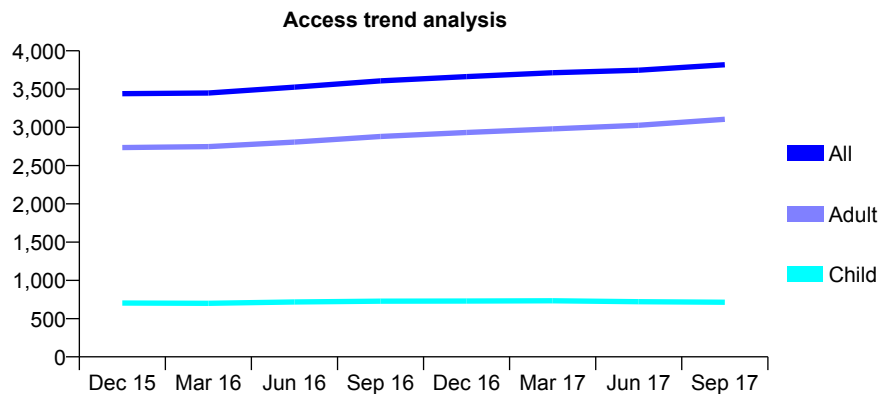
Q49 - Vital Signs At a Glance Contract Report for 182834/0001 - September 2017

Name or company name	Princes Street Dental Practice Limited
Contract type name	GDS Contract
Purpose of contract	General
Contract start date	01/04/2011
Contract end date	

17/18 Contracted general activity (UDA)	8,772
Carry forward general activity (UDA)	-164
17/18 Contracted orthodontic activity (UOA)	0
Carry forward orthodontic activity (UOA)	0
Baseline contract value	£197,720.45

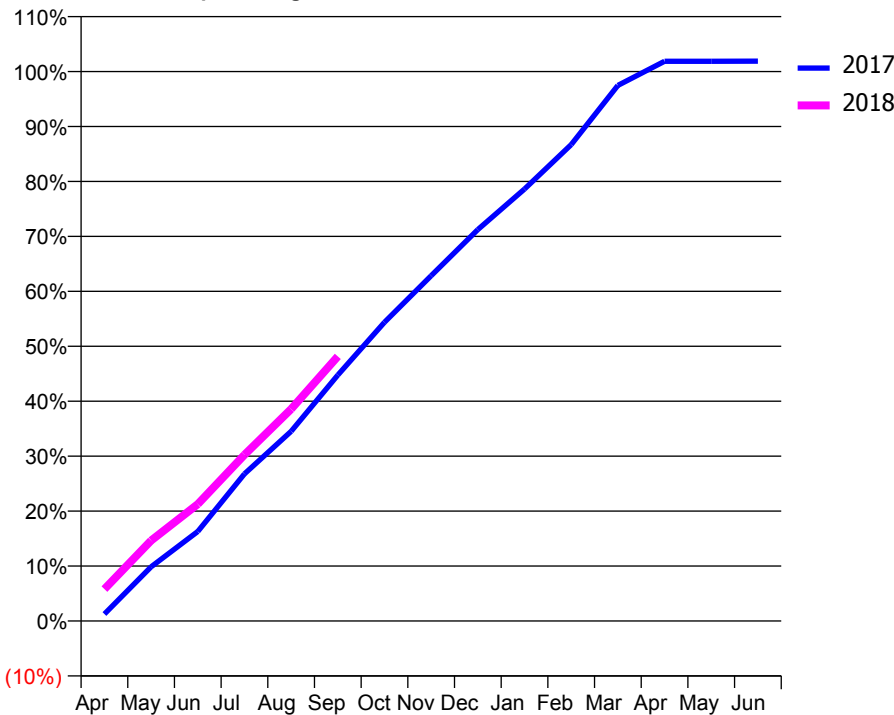
ACCESS*

Patients seen in 24 months	Total	Change since previous quarter
Quarter ending September 2016	3,607	
Quarter ending December 2016	3,662	→
Quarter ending March 2017	3,713	→
Quarter ending June 2017	3,746	→
Quarter ending September 2017	3,818	→
Variance since September 2016	5.8%	↑



ACTIVITY

Cumulative percentage of contracted UDA delivered 2017 & 2018



Month	Adjusted Scheduled Activity (UDA)	
	2017	2018
April	111	510
May	866	1,285
June	1,430	1,867
July	2,349	2,652
August	3,029	3,383
September	3,927	4,224
October	4,769	
November	5,512	
December	6,250	
January	6,895	
February	7,605	
March	8,551	
April	8,935	
May	8,935	
June	8,936	

QUALITY

	Quantity	Base Number	Contract	AT	Region	England
% of FP17s for the same patient ID Re-attending within 3 months - Children	44	556	7.9%	10.7%	12.8%	11.9%
% of FP17s for the same patient ID Re-attending within 3 months - Adults	267	1,957	13.6%	14.4%	16.5%	15.9%
% of FP17s for the same patient ID Re-attending between 3 & 9 months - Children	341	556	61.3%	57.8%	59.7%	58.1%
% of FP17s for the same patient ID Re-attending between 3 & 9 months - Adults	810	1,957	41.4%	52.8%	53.0%	50.6%
% of FP17s for Band 1 Urgent Courses	197	2,305	8.5%	8.2%	9.2%	9.1%
% of FP17s Relating to Free Repair or Replacements	25	2,305	1.1%	1.2%	1.0%	0.8%
% of FP17s Relating to Continuations	25	2,305	1.1%	1.4%	1.2%	1.1%
% of Patients satisfied with the dentistry they have received	5	7	N/A	91.8%	91.6%	91.4%
% of Patients satisfied with the time they had to wait for an appointment	7	7	N/A	88.1%	88.1%	87.7%

* This is based on patients treated on this contract for their most recent course of treatment. Figures in italics indicate the base number of FP17s or Patient Questionnaire responses are less than 100. N/A is shown where the base number of responses is less than 10 during the period. % is calculated as Quantity/Base number*100

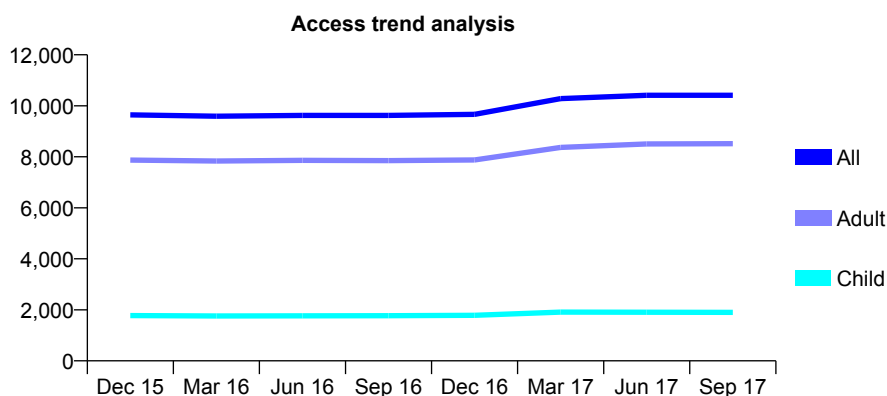
Q49 - Vital Signs At a Glance Contract Report for 183962/0001 - September 2017

Name or company name	Goodwin and Associates
Contract type name	Pilot Contract
Purpose of contract	General and Orthodontic
Contract start date	01/04/2008
Contract end date	

17/18 Contracted general activity (UDA)	14,876
Carry forward general activity (UDA)	0
17/18 Contracted orthodontic activity (UOA)	400
Carry forward orthodontic activity (UOA)	0
Baseline contract value	£773,020.39

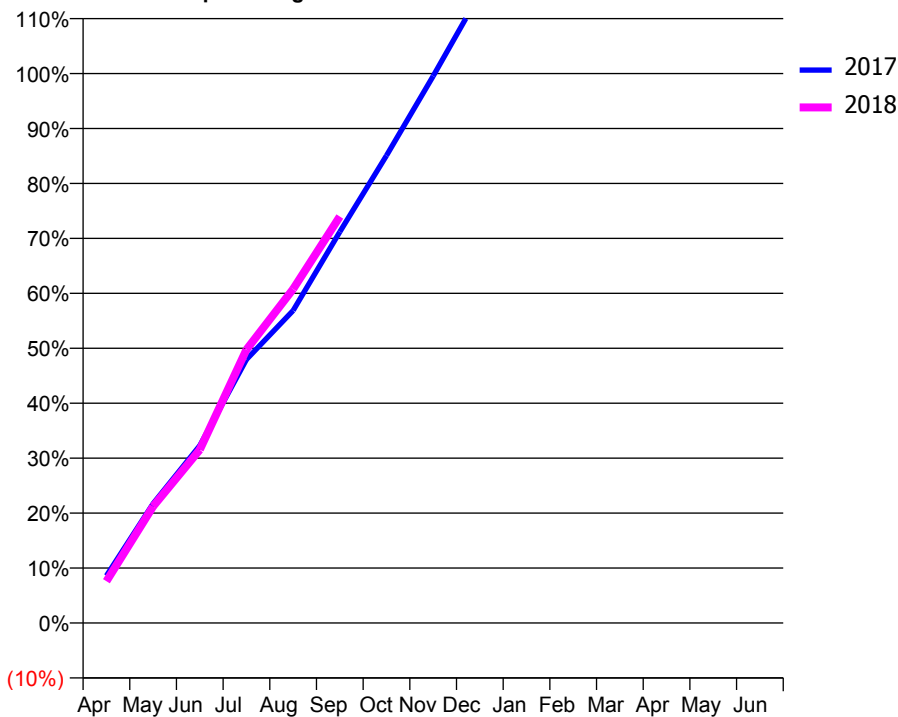
ACCESS*

Patients seen in 24 months	Total	Change since previous quarter
Quarter ending September 2016	9,621	
Quarter ending December 2016	9,663	→
Quarter ending March 2017	10,282	↑
Quarter ending June 2017	10,411	→
Quarter ending September 2017	10,413	→
Variance since September 2016	8.2%	↑



ACTIVITY

Cumulative percentage of contracted UDA delivered 2017 & 2018



Month	Adjusted Scheduled Activity (UDA)	
	2017	2018
April	1,281	1,133
May	3,234	3,156
June	4,802	4,693
July	7,136	7,400
August	8,459	9,039
September	10,589	11,006
October	12,656	
November	14,805	
December	17,026	
January	19,029	
February	21,633	
March	24,429	
April	25,334	
May	25,344	
June	25,348	

QUALITY

	Quantity	Base Number	Contract	AT	Region	England
% of FP17s for the same patient ID Re-attending within 3 months - Children	139	1,611	8.6%	10.7%	12.8%	11.9%
% of FP17s for the same patient ID Re-attending within 3 months - Adults	841	5,629	14.9%	14.4%	16.5%	15.9%
% of FP17s for the same patient ID Re-attending between 3 & 9 months - Children	1,151	1,611	71.4%	57.8%	59.7%	58.1%
% of FP17s for the same patient ID Re-attending between 3 & 9 months - Adults	2,864	5,629	50.9%	52.8%	53.0%	50.6%
% of FP17s for Band 1 Urgent Courses	725	6,686	10.8%	8.2%	9.2%	9.1%
% of FP17s Relating to Free Repair or Replacements	32	6,686	0.5%	1.2%	1.0%	0.8%
% of FP17s Relating to Continuations	31	6,686	0.5%	1.4%	1.2%	1.1%
% of Patients satisfied with the dentistry they have received	10	12	83.3%	91.8%	91.6%	91.4%
% of Patients satisfied with the time they had to wait for an appointment	11	12	91.7%	88.1%	88.1%	87.7%

* This is based on patients treated on this contract for their most recent course of treatment. Figures in italics indicate the base number of FP17s or Patient Questionnaire responses are less than 100. N/A is shown where the base number of responses is less than 10 during the period. % is calculated as Quantity/Base number*100

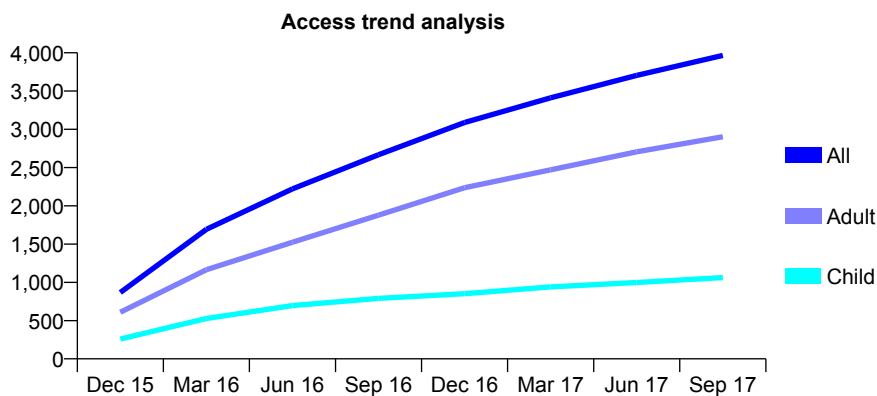
Q49 - Vital Signs At a Glance Contract Report for 185590/0001 - September 2017

Name or company name	The Grange Dental Centre
Contract type name	GDS Contract
Purpose of contract	General
Contract start date	01/10/2015
Contract end date	

17/18 Contracted general activity (UDA)	7,288
Carry forward general activity (UDA)	-122
17/18 Contracted orthodontic activity (UOA)	0
Carry forward orthodontic activity (UOA)	0
Baseline contract value	£158,106.85

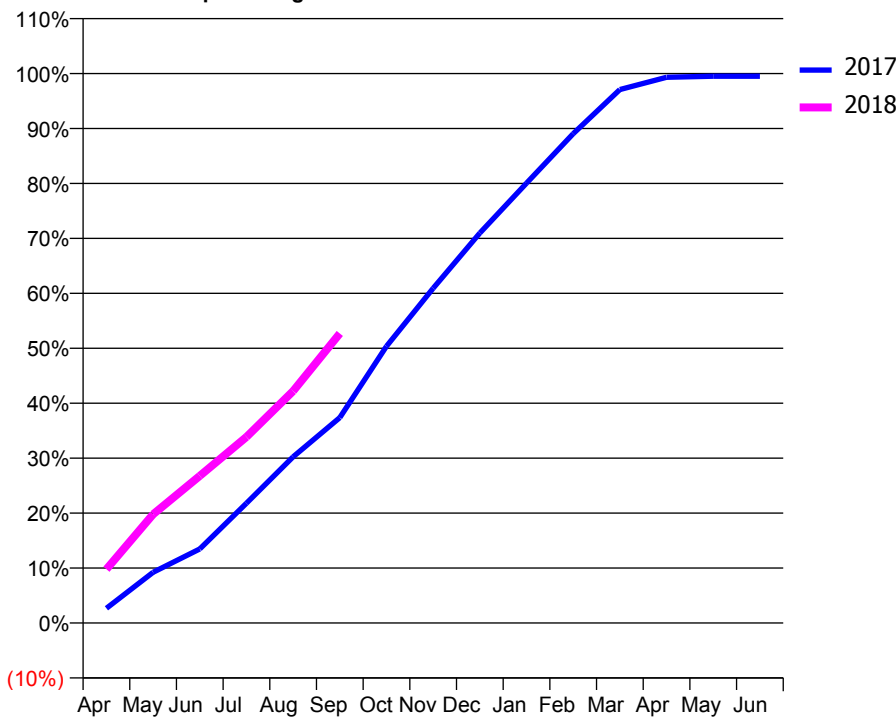
ACCESS*

Patients seen in 24 months	Total	Change since previous quarter
Quarter ending September 2016	2,668	
Quarter ending December 2016	3,089	↑
Quarter ending March 2017	3,411	↑
Quarter ending June 2017	3,704	↑
Quarter ending September 2017	3,966	↑
Variance since September 2016	48.7%	↑



ACTIVITY

Cumulative percentage of contracted UDA delivered 2017 & 2018



Month	Adjusted Scheduled Activity (UDA)	
	2017	2018
April	195	714
May	672	1,442
June	982	1,951
July	1,589	2,468
August	2,204	3,076
September	2,724	3,840
October	3,671	
November	4,439	
December	5,172	
January	5,834	
February	6,490	
March	7,074	
April	7,238	
May	7,252	
June	7,253	

QUALITY

	Quantity	Base Number	Contract	AT	Region	England
% of FP17s for the same patient ID Re-attending within 3 months - Children	85	917	9.3%	10.7%	12.8%	11.9%
% of FP17s for the same patient ID Re-attending within 3 months - Adults	277	1,891	14.6%	14.4%	16.5%	15.9%
% of FP17s for the same patient ID Re-attending between 3 & 9 months - Children	536	917	58.5%	57.8%	59.7%	58.1%
% of FP17s for the same patient ID Re-attending between 3 & 9 months - Adults	851	1,891	45.0%	52.8%	53.0%	50.6%
% of FP17s for Band 1 Urgent Courses	157	2,024	7.8%	8.2%	9.2%	9.1%
% of FP17s Relating to Free Repair or Replacements	27	2,024	1.3%	1.2%	1.0%	0.8%
% of FP17s Relating to Continuations	22	2,024	1.1%	1.4%	1.2%	1.1%
% of Patients satisfied with the dentistry they have received	8	8	N/A	91.8%	91.6%	91.4%
% of Patients satisfied with the time they had to wait for an appointment	8	8	N/A	88.1%	88.1%	87.7%

* This is based on patients treated on this contract for their most recent course of treatment. Figures in italics indicate the base number of FP17s or Patient Questionnaire responses are less than 100. N/A is shown where the base number of responses is less than 10 during the period. % is calculated as Quantity/Base number*100

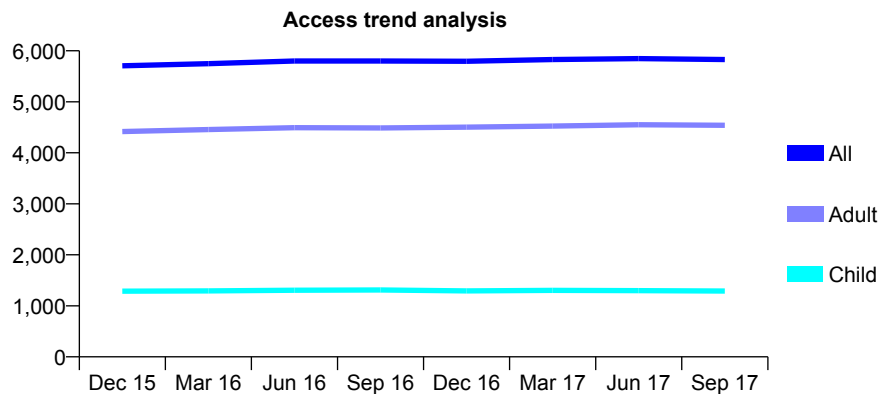
Q49 - Vital Signs At a Glance Contract Report for 185957/0001 - September 2017

Name or company name	T. S. Lalli Limited
Contract type name	GDS Contract
Purpose of contract	General
Contract start date	01/11/2006
Contract end date	

17/18 Contracted general activity (UDA)	13,428
Carry forward general activity (UDA)	-268
17/18 Contracted orthodontic activity (UOA)	0
Carry forward orthodontic activity (UOA)	0
Baseline contract value	£383,603.87

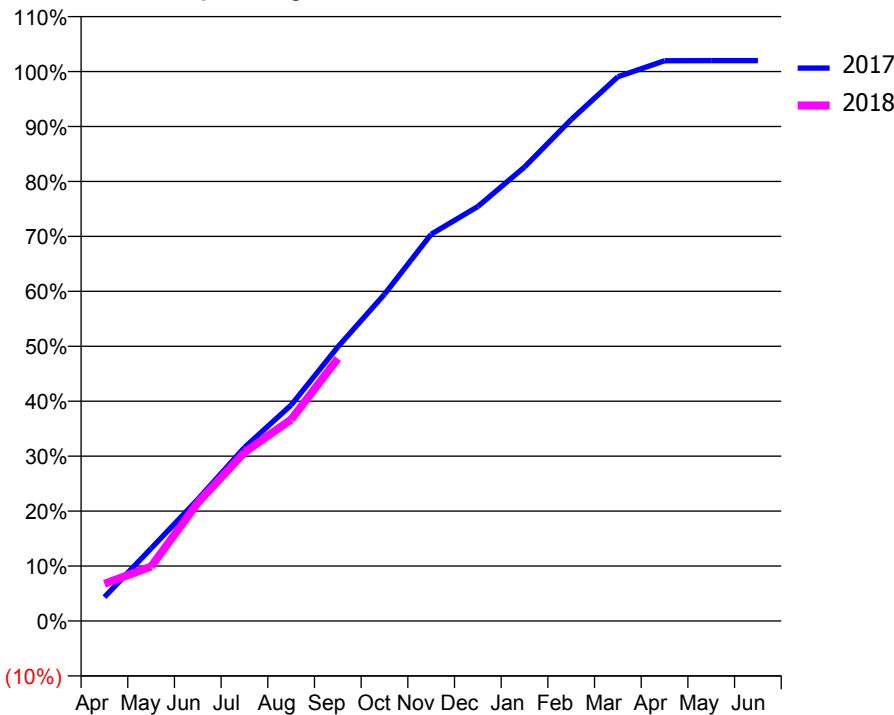
ACCESS*

Patients seen in 24 months	Total	Change since previous quarter
Quarter ending September 2016	5,800	
Quarter ending December 2016	5,796	→
Quarter ending March 2017	5,829	→
Quarter ending June 2017	5,847	→
Quarter ending September 2017	5,830	→
Variance since September 2016	0.5%	→



ACTIVITY

Cumulative percentage of contracted UDA delivered 2017 & 2018



Month	Adjusted Scheduled Activity (UDA)	
	2017	2018
April	585	911
May	1,775	1,330
June	2,973	2,893
July	4,239	4,125
August	5,277	4,925
September	6,699	6,416
October	7,985	
November	9,451	
December	10,129	
January	11,092	
February	12,254	
March	13,300	
April	13,691	
May	13,694	
June	13,696	

QUALITY

	Quantity	Base Number	Contract	AT	Region	England
% of FP17s for the same patient ID Re-attending within 3 months - Children	30	784	3.8%	10.7%	12.8%	11.9%
% of FP17s for the same patient ID Re-attending within 3 months - Adults	252	2,750	9.2%	14.4%	16.5%	15.9%
% of FP17s for the same patient ID Re-attending between 3 & 9 months - Children	405	784	51.7%	57.8%	59.7%	58.1%
% of FP17s for the same patient ID Re-attending between 3 & 9 months - Adults	1,354	2,750	49.2%	52.8%	53.0%	50.6%
% of FP17s for Band 1 Urgent Courses	227	3,234	7.0%	8.2%	9.2%	9.1%
% of FP17s Relating to Free Repair or Replacements	12	3,234	0.4%	1.2%	1.0%	0.8%
% of FP17s Relating to Continuations	10	3,234	0.3%	1.4%	1.2%	1.1%
% of Patients satisfied with the dentistry they have received	49	51	96.1%	91.8%	91.6%	91.4%
% of Patients satisfied with the time they had to wait for an appointment	46	51	90.2%	88.1%	88.1%	87.7%

* This is based on patients treated on this contract for their most recent course of treatment. Figures in italics indicate the base number of FP17s or Patient Questionnaire responses are less than 100. N/A is shown where the base number of responses is less than 10 during the period. % is calculated as Quantity/Base number*100

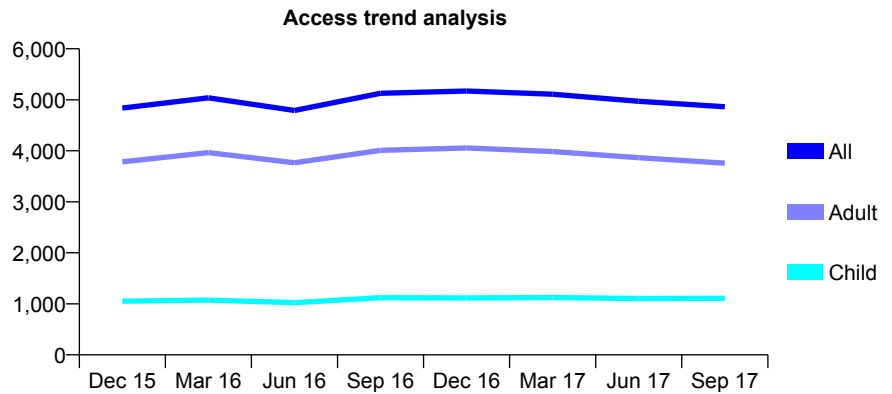
Q49 - Vital Signs At a Glance Contract Report for 186481/0001 - September 2017

Name or company name	Bensham and Sunnyside Dental Practices
Contract type name	GDS Contract
Purpose of contract	General and Orthodontic
Contract start date	12/07/2013
Contract end date	

17/18 Contracted general activity (UDA)	18,310
Carry forward general activity (UDA)	-366
17/18 Contracted orthodontic activity (UOA)	0
Carry forward orthodontic activity (UOA)	0
Baseline contract value	£438,083.67

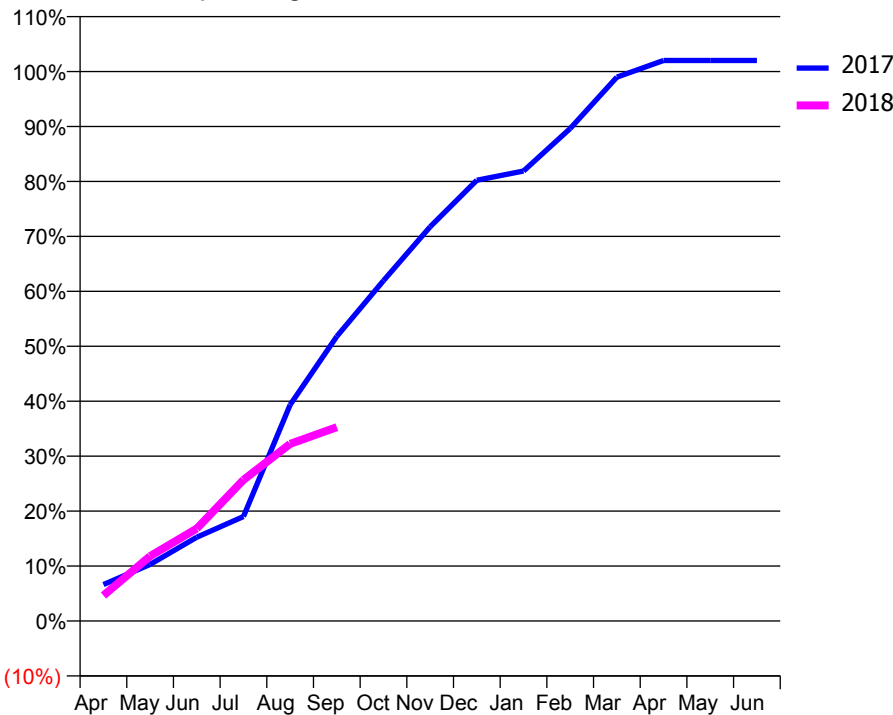
ACCESS*

Patients seen in 24 months	Total	Change since previous quarter
Quarter ending September 2016	5,129	
Quarter ending December 2016	5,172	→
Quarter ending March 2017	5,109	↓
Quarter ending June 2017	4,970	↓
Quarter ending September 2017	4,865	↓
Variance since September 2016	(5.1%)	↓



ACTIVITY

Cumulative percentage of contracted UDA delivered 2017 & 2018



Month	Adjusted Scheduled Activity (UDA)	
	2017	2018
April	1,213	852
May	1,884	2,162
June	2,792	3,083
July	3,479	4,701
August	7,204	5,901
September	9,485	6,458
October	11,340	
November	13,137	
December	14,687	
January	14,993	
February	16,410	
March	18,122	
April	18,678	
May	18,677	
June	18,677	

QUALITY

	Quantity	Base Number	Contract	AT	Region	England
% of FP17s for the same patient ID Re-attending within 3 months - Children	44	583	7.5%	10.7%	12.8%	11.9%
% of FP17s for the same patient ID Re-attending within 3 months - Adults	260	1,710	15.2%	14.4%	16.5%	15.9%
% of FP17s for the same patient ID Re-attending between 3 & 9 months - Children	277	583	47.5%	57.8%	59.7%	58.1%
% of FP17s for the same patient ID Re-attending between 3 & 9 months - Adults	740	1,710	43.3%	52.8%	53.0%	50.6%
% of FP17s for Band 1 Urgent Courses	190	2,074	9.2%	8.2%	9.2%	9.1%
% of FP17s Relating to Free Repair or Replacements	6	2,074	0.3%	1.2%	1.0%	0.8%
% of FP17s Relating to Continuations	37	2,074	1.8%	1.4%	1.2%	1.1%
% of Patients satisfied with the dentistry they have received	14	14	100.0%	91.8%	91.6%	91.4%
% of Patients satisfied with the time they had to wait for an appointment	12	14	85.7%	88.1%	88.1%	87.7%

* This is based on patients treated on this contract for their most recent course of treatment. Figures in italics indicate the base number of FP17s or Patient Questionnaire responses are less than 100. N/A is shown where the base number of responses is less than 10 during the period. % is calculated as Quantity/Base number*100

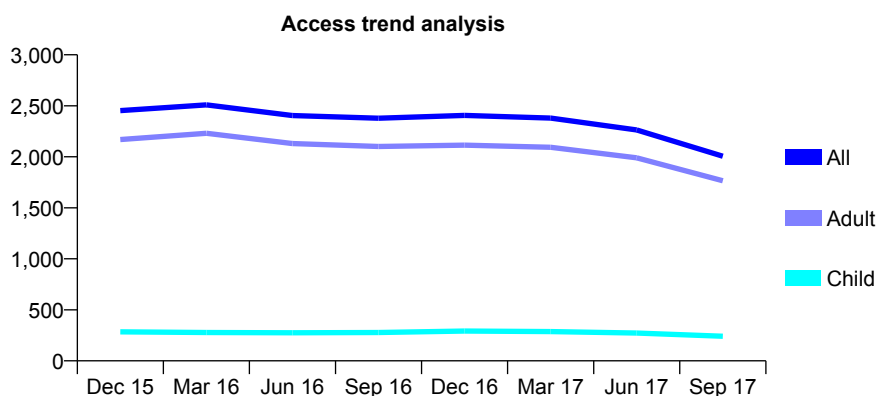
Q49 - Vital Signs At a Glance Contract Report for 187879/0001 - September 2017

Name or company name	Newcastle Dental Care Practice Partnership
Contract type name	GDS Contract
Purpose of contract	General
Contract start date	01/03/2014
Contract end date	

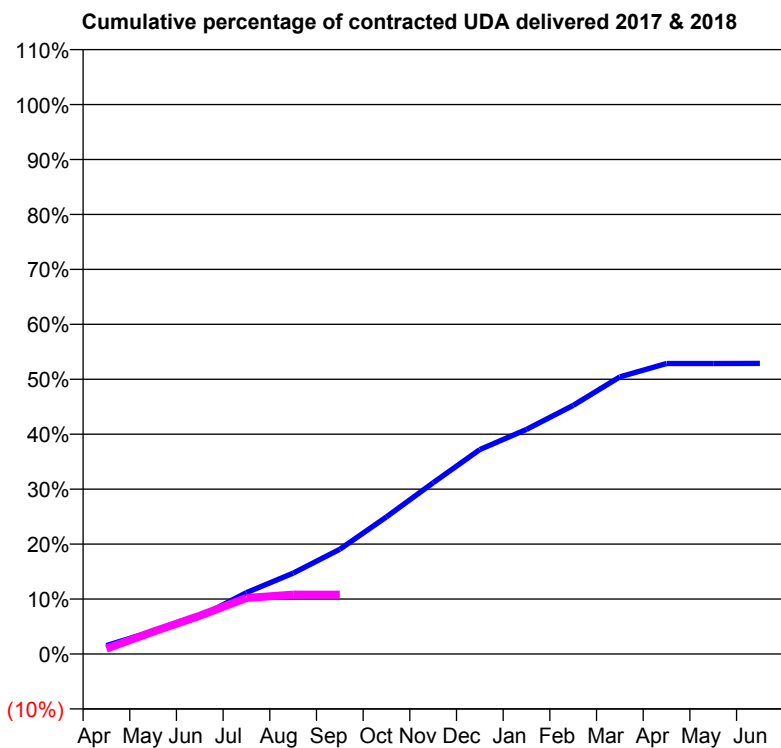
17/18 Contracted general activity (UDA)	14,000
Carry forward general activity (UDA)	0
17/18 Contracted orthodontic activity (UOA)	0
Carry forward orthodontic activity (UOA)	0
Baseline contract value	£427,515.30

ACCESS*

Patients seen in 24 months	Total	Change since previous quarter
Quarter ending September 2016	2,379	
Quarter ending December 2016	2,406	→
Quarter ending March 2017	2,380	↓
Quarter ending June 2017	2,263	↓
Quarter ending September 2017	2,006	↓
Variance since September 2016	(15.7%)	↓



ACTIVITY



Month	Adjusted Scheduled Activity (UDA)	
	2017	2018
April	217	139
May	584	568
June	949	975
July	1,564	1,429
August	2,059	1,512
September	2,667	1,512
October	3,495	
November	4,363	
December	5,209	
January	5,724	
February	6,334	
March	7,060	
April	7,402	
May	7,402	
June	7,403	

QUALITY

	Quantity	Base Number	Contract	AT	Region	England
% of FP17s for the same patient ID Re-attending within 3 months - Children	4	64	6.3%	10.7%	12.8%	11.9%
% of FP17s for the same patient ID Re-attending within 3 months - Adults	62	629	9.9%	14.4%	16.5%	15.9%
% of FP17s for the same patient ID Re-attending between 3 & 9 months - Children	33	64	51.6%	57.8%	59.7%	58.1%
% of FP17s for the same patient ID Re-attending between 3 & 9 months - Adults	362	629	57.6%	52.8%	53.0%	50.6%
% of FP17s for Band 1 Urgent Courses	40	576	6.9%	8.2%	9.2%	9.1%
% of FP17s Relating to Free Repair or Replacements	16	576	2.8%	1.2%	1.0%	0.8%
% of FP17s Relating to Continuations	3	576	0.5%	1.4%	1.2%	1.1%
% of Patients satisfied with the dentistry they have received	1	1	N/A	91.8%	91.6%	91.4%
% of Patients satisfied with the time they had to wait for an appointment	1	1	N/A	88.1%	88.1%	87.7%

* This is based on patients treated on this contract for their most recent course of treatment. Figures in italics indicate the base number of FP17s or Patient Questionnaire responses are less than 100. N/A is shown where the base number of responses is less than 10 during the period. % is calculated as Quantity/Base number*100

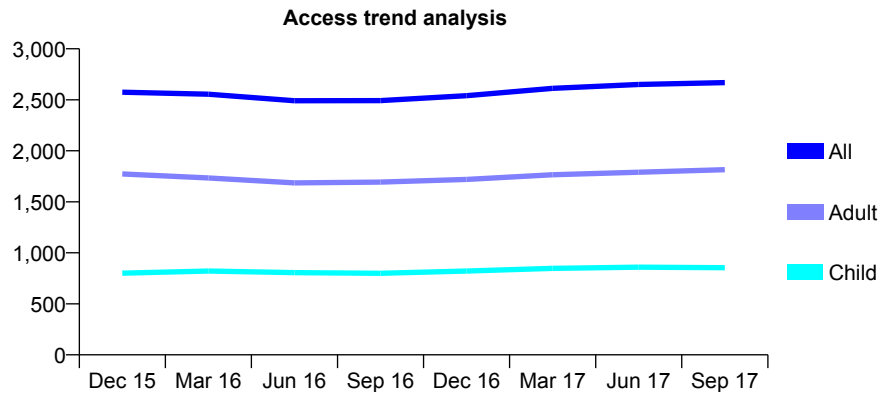
Q49 - Vital Signs At a Glance Contract Report for 193372/0001 - September 2017

Name or company name	Alistair Bartlett Dental Practice Limited
Contract type name	GDS Contract
Purpose of contract	General
Contract start date	01/08/2012
Contract end date	

17/18 Contracted general activity (UDA)	7,887
Carry forward general activity (UDA)	0
17/18 Contracted orthodontic activity (UOA)	0
Carry forward orthodontic activity (UOA)	0
Baseline contract value	£202,359.90

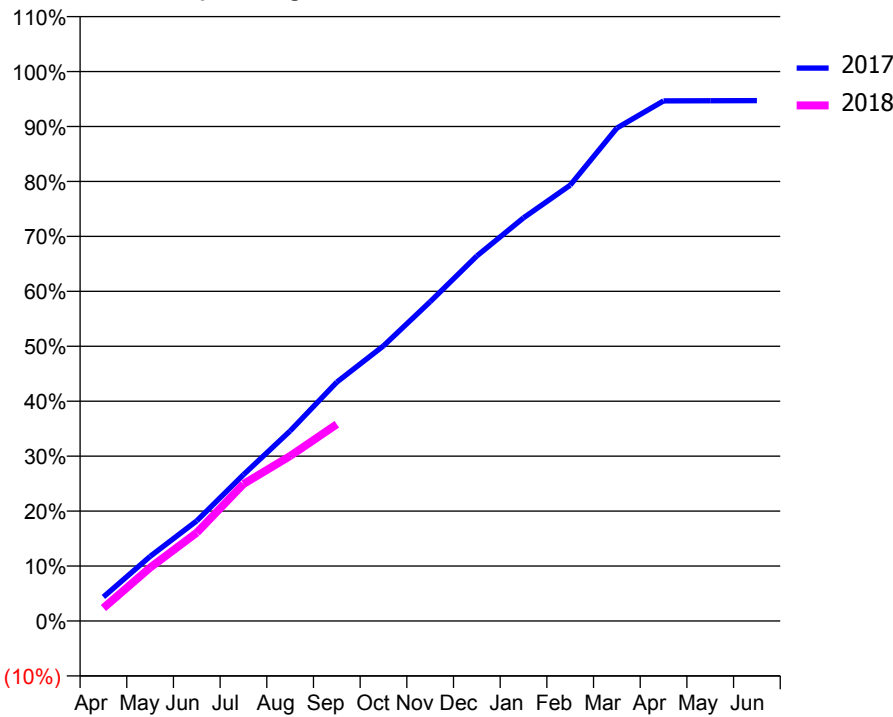
ACCESS*

Patients seen in 24 months	Total	Change since previous quarter
Quarter ending September 2016	2,492	
Quarter ending December 2016	2,541	→
Quarter ending March 2017	2,613	↑
Quarter ending June 2017	2,650	→
Quarter ending September 2017	2,669	→
Variance since September 2016	7.1%	↑



ACTIVITY

Cumulative percentage of contracted UDA delivered 2017 & 2018



Month	Adjusted Scheduled Activity (UDA)	
	2017	2018
April	346	186
May	927	767
June	1,438	1,267
July	2,100	1,967
August	2,728	2,369
September	3,429	2,823
October	3,949	
November	4,582	
December	5,240	
January	5,786	
February	6,256	
March	7,075	
April	7,465	
May	7,468	
June	7,469	

QUALITY

	Quantity	Base Number	Contract	AT	Region	England
% of FP17s for the same patient ID Re-attending within 3 months - Children	37	511	7.2%	10.7%	12.8%	11.9%
% of FP17s for the same patient ID Re-attending within 3 months - Adults	157	1,087	14.4%	14.4%	16.5%	15.9%
% of FP17s for the same patient ID Re-attending between 3 & 9 months - Children	291	511	56.9%	57.8%	59.7%	58.1%
% of FP17s for the same patient ID Re-attending between 3 & 9 months - Adults	582	1,087	53.5%	52.8%	53.0%	50.6%
% of FP17s for Band 1 Urgent Courses	151	1,429	10.6%	8.2%	9.2%	9.1%
% of FP17s Relating to Free Repair or Replacements	10	1,429	0.7%	1.2%	1.0%	0.8%
% of FP17s Relating to Continuations	13	1,429	0.9%	1.4%	1.2%	1.1%
% of Patients satisfied with the dentistry they have received	4	4	N/A	91.8%	91.6%	91.4%
% of Patients satisfied with the time they had to wait for an appointment	4	4	N/A	88.1%	88.1%	87.7%

* This is based on patients treated on this contract for their most recent course of treatment. Figures in italics indicate the base number of FP17s or Patient Questionnaire responses are less than 100. N/A is shown where the base number of responses is less than 10 during the period. % is calculated as Quantity/Base number*100

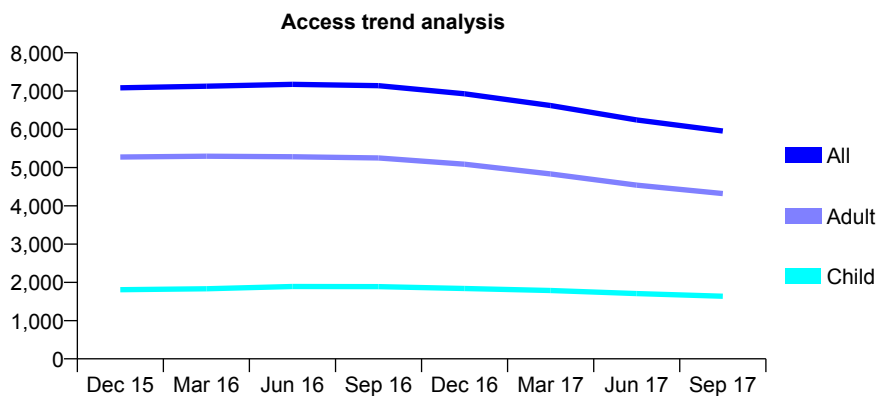
Q49 - Vital Signs At a Glance Contract Report for 193372/0002 - September 2017

Name or company name	Alistair Bartlett Dental Practice Limited
Contract type name	GDS Contract
Purpose of contract	General
Contract start date	01/08/2012
Contract end date	

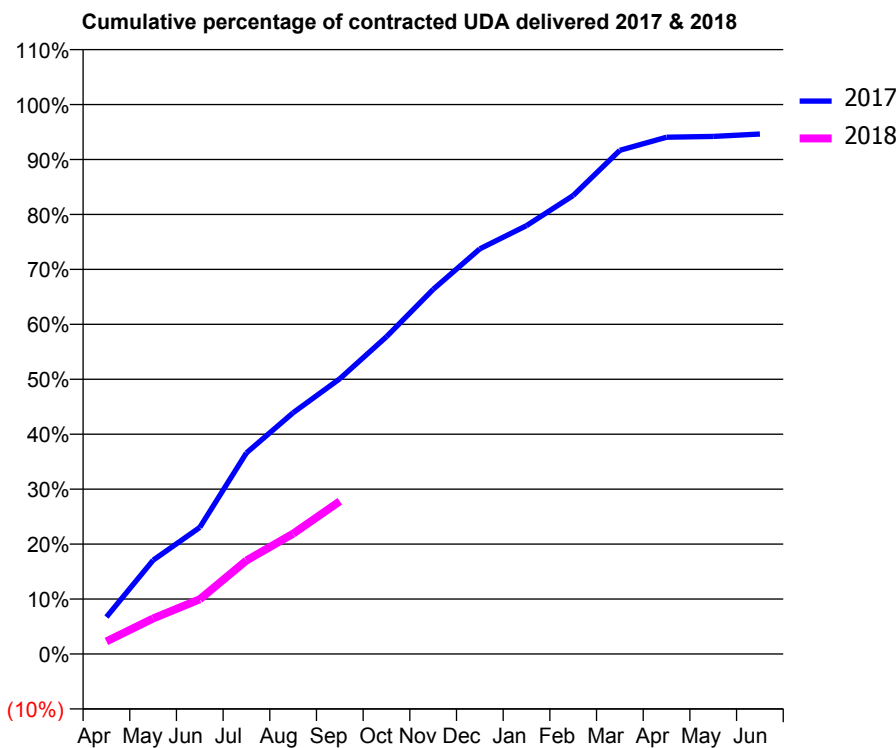
17/18 Contracted general activity (UDA)	19,000
Carry forward general activity (UDA)	0
17/18 Contracted orthodontic activity (UOA)	0
Carry forward orthodontic activity (UOA)	0
Baseline contract value	£526,914.73

ACCESS*

Patients seen in 24 months	Total	Change since previous quarter
Quarter ending September 2016	7,141	
Quarter ending December 2016	6,927	↓
Quarter ending March 2017	6,620	↓
Quarter ending June 2017	6,246	↓
Quarter ending September 2017	5,957	↓
Variance since September 2016	(16.6%)	↓



ACTIVITY



Month	Adjusted Scheduled Activity (UDA)	
	2017	2018
April	1,280	436
May	3,245	1,229
June	4,378	1,890
July	6,954	3,232
August	8,342	4,161
September	9,517	5,283
October	10,970	
November	12,606	
December	14,011	
January	14,814	
February	15,853	
March	17,416	
April	17,868	
May	17,895	
June	17,978	

QUALITY

	Quantity	Base Number	Contract	AT	Region	England
% of FP17s for the same patient ID Re-attending within 3 months - Children	90	973	9.2%	10.7%	12.8%	11.9%
% of FP17s for the same patient ID Re-attending within 3 months - Adults	220	1,985	11.1%	14.4%	16.5%	15.9%
% of FP17s for the same patient ID Re-attending between 3 & 9 months - Children	556	973	57.1%	57.8%	59.7%	58.1%
% of FP17s for the same patient ID Re-attending between 3 & 9 months - Adults	1,150	1,985	57.9%	52.8%	53.0%	50.6%
% of FP17s for Band 1 Urgent Courses	165	2,671	6.2%	8.2%	9.2%	9.1%
% of FP17s Relating to Free Repair or Replacements	40	2,671	1.5%	1.2%	1.0%	0.8%
% of FP17s Relating to Continuations	6	2,671	0.2%	1.4%	1.2%	1.1%
% of Patients satisfied with the dentistry they have received	5	7	N/A	91.8%	91.6%	91.4%
% of Patients satisfied with the time they had to wait for an appointment	5	7	N/A	88.1%	88.1%	87.7%

* This is based on patients treated on this contract for their most recent course of treatment. Figures in italics indicate the base number of FP17s or Patient Questionnaire responses are less than 100. N/A is shown where the base number of responses is less than 10 during the period. % is calculated as Quantity/Base number*100

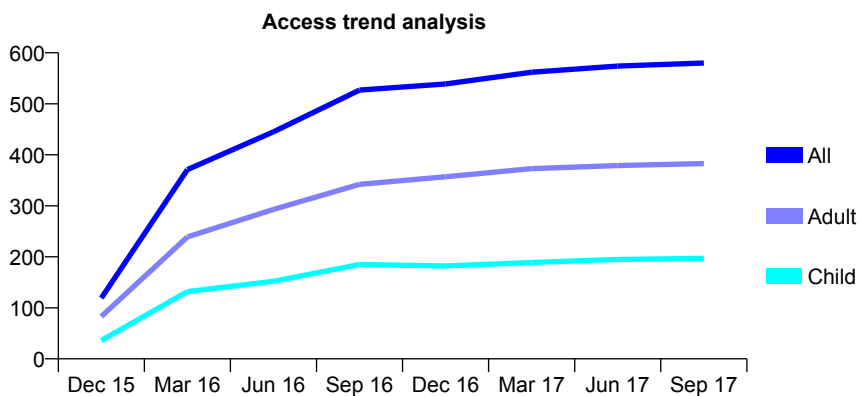
Q49 - Vital Signs At a Glance Contract Report for 194948/0001 - September 2017

Name or company name	Wessington Way Dental Practice
Contract type name	GDS Contract
Purpose of contract	General
Contract start date	01/10/2015
Contract end date	

17/18 Contracted general activity (UDA)	2,400
Carry forward general activity (UDA)	0
17/18 Contracted orthodontic activity (UOA)	0
Carry forward orthodontic activity (UOA)	0
Baseline contract value	£59,632.55

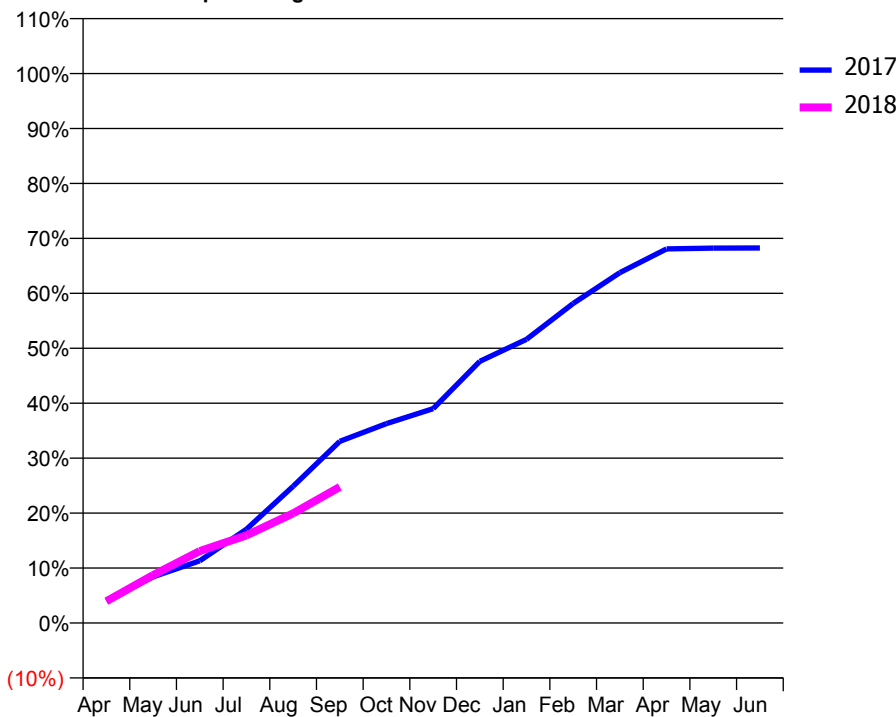
ACCESS*

Patients seen in 24 months	Total	Change since previous quarter
Quarter ending September 2016	527	
Quarter ending December 2016	539	↑
Quarter ending March 2017	562	↑
Quarter ending June 2017	574	↑
Quarter ending September 2017	580	→
Variance since September 2016	10.1%	↑



ACTIVITY

Cumulative percentage of contracted UDA delivered 2017 & 2018



Adjusted Scheduled Activity (UDA)

Month	2017	2018
April	96	95
May	202	210
June	272	314
July	410	383
August	597	479
September	794	594
October	871	
November	936	
December	1,143	
January	1,239	
February	1,396	
March	1,530	
April	1,634	
May	1,637	
June	1,638	

QUALITY

	Quantity	Base Number	Contract	AT	Region	England
% of FP17s for the same patient ID Re-attending within 3 months - Children	7	167	4.2%	10.7%	12.8%	11.9%
% of FP17s for the same patient ID Re-attending within 3 months - Adults	42	311	13.5%	14.4%	16.5%	15.9%
% of FP17s for the same patient ID Re-attending between 3 & 9 months - Children	120	167	71.9%	57.8%	59.7%	58.1%
% of FP17s for the same patient ID Re-attending between 3 & 9 months - Adults	222	311	71.4%	52.8%	53.0%	50.6%
% of FP17s for Band 1 Urgent Courses	36	409	8.8%	8.2%	9.2%	9.1%
% of FP17s Relating to Free Repair or Replacements	2	409	0.5%	1.2%	1.0%	0.8%
% of FP17s Relating to Continuations	3	409	0.7%	1.4%	1.2%	1.1%
% of Patients satisfied with the dentistry they have received	0	0	N/A	91.8%	91.6%	91.4%
% of Patients satisfied with the time they had to wait for an appointment	0	0	N/A	88.1%	88.1%	87.7%

* This is based on patients treated on this contract for their most recent course of treatment. Figures in italics indicate the base number of FP17s or Patient Questionnaire responses are less than 100. N/A is shown where the base number of responses is less than 10 during the period. % is calculated as Quantity/Base number*100

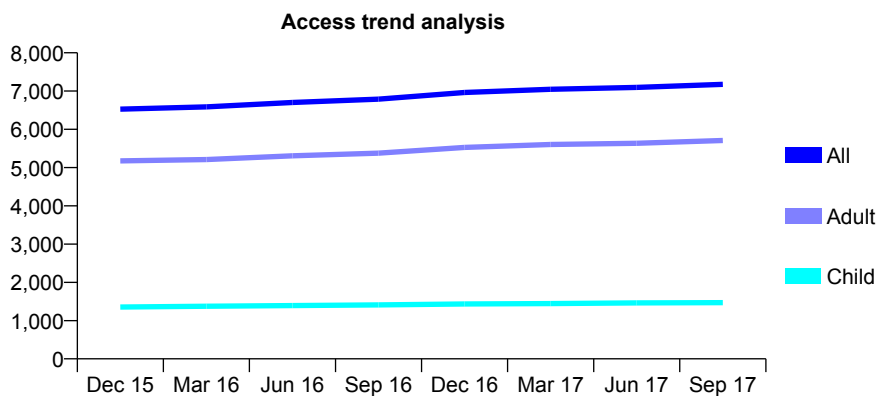
Q49 - Vital Signs At a Glance Contract Report for 196851/0001 - September 2017

Name or company name	Low Fell Dental Practice
Contract type name	GDS Contract
Purpose of contract	General
Contract start date	01/10/2013
Contract end date	

17/18 Contracted general activity (UDA)	25,488
Carry forward general activity (UDA)	-39
17/18 Contracted orthodontic activity (UOA)	0
Carry forward orthodontic activity (UOA)	0
Baseline contract value	£745,684.08

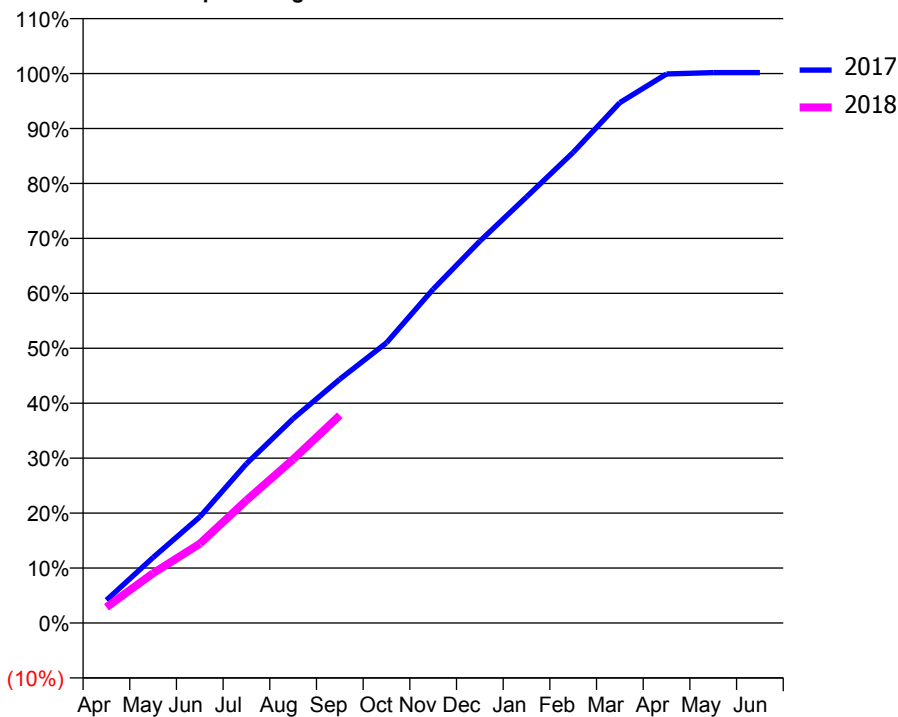
ACCESS*

Patients seen in 24 months	Total	Change since previous quarter
Quarter ending September 2016	6,787	
Quarter ending December 2016	6,962	↑
Quarter ending March 2017	7,048	→
Quarter ending June 2017	7,097	→
Quarter ending September 2017	7,175	→
Variance since September 2016	5.7%	↑



ACTIVITY

Cumulative percentage of contracted UDA delivered 2017 & 2018



Month	Adjusted Scheduled Activity (UDA)	
	2017	2018
April	1,063	731
May	3,040	2,308
June	4,920	3,680
July	7,391	5,693
August	9,481	7,594
September	11,308	9,635
October	13,000	
November	15,483	
December	17,714	
January	19,766	
February	21,828	
March	24,135	
April	25,468	
May	25,526	
June	25,527	

QUALITY

	Quantity	Base Number	Contract	AT	Region	England
% of FP17s for the same patient ID Re-attending within 3 months - Children	58	1,178	4.9%	10.7%	12.8%	11.9%
% of FP17s for the same patient ID Re-attending within 3 months - Adults	538	4,258	12.6%	14.4%	16.5%	15.9%
% of FP17s for the same patient ID Re-attending between 3 & 9 months - Children	816	1,178	69.3%	57.8%	59.7%	58.1%
% of FP17s for the same patient ID Re-attending between 3 & 9 months - Adults	2,620	4,258	61.5%	52.8%	53.0%	50.6%
% of FP17s for Band 1 Urgent Courses	359	4,994	7.2%	8.2%	9.2%	9.1%
% of FP17s Relating to Free Repair or Replacements	35	4,994	0.7%	1.2%	1.0%	0.8%
% of FP17s Relating to Continuations	95	4,994	1.9%	1.4%	1.2%	1.1%
% of Patients satisfied with the dentistry they have received	16	17	94.1%	91.8%	91.6%	91.4%
% of Patients satisfied with the time they had to wait for an appointment	16	17	94.1%	88.1%	88.1%	87.7%

* This is based on patients treated on this contract for their most recent course of treatment. Figures in italics indicate the base number of FP17s or Patient Questionnaire responses are less than 100. N/A is shown where the base number of responses is less than 10 during the period. % is calculated as Quantity/Base number*100

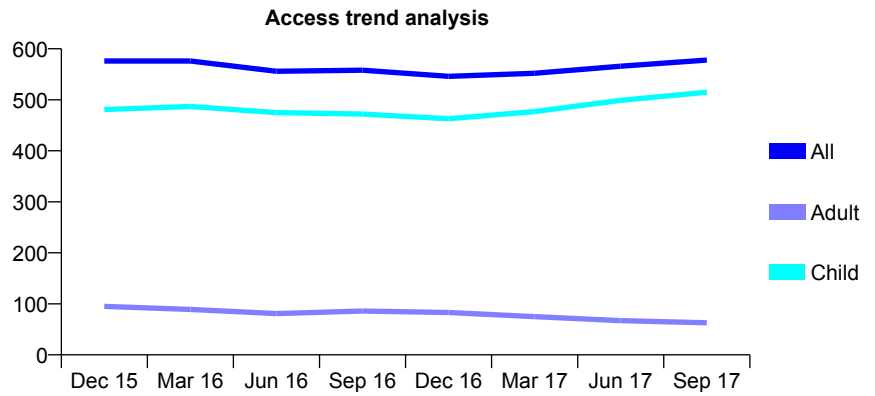
Q49 - Vital Signs At a Glance Contract Report for 203947/0001 - September 2017

Name or company name	Campbell and Wilson Dental Practice
Contract type name	GDS Contract
Purpose of contract	General
Contract start date	01/07/2012
Contract end date	

17/18 Contracted general activity (UDA)	1,839
Carry forward general activity (UDA)	0
17/18 Contracted orthodontic activity (UOA)	0
Carry forward orthodontic activity (UOA)	0
Baseline contract value	£43,980.74

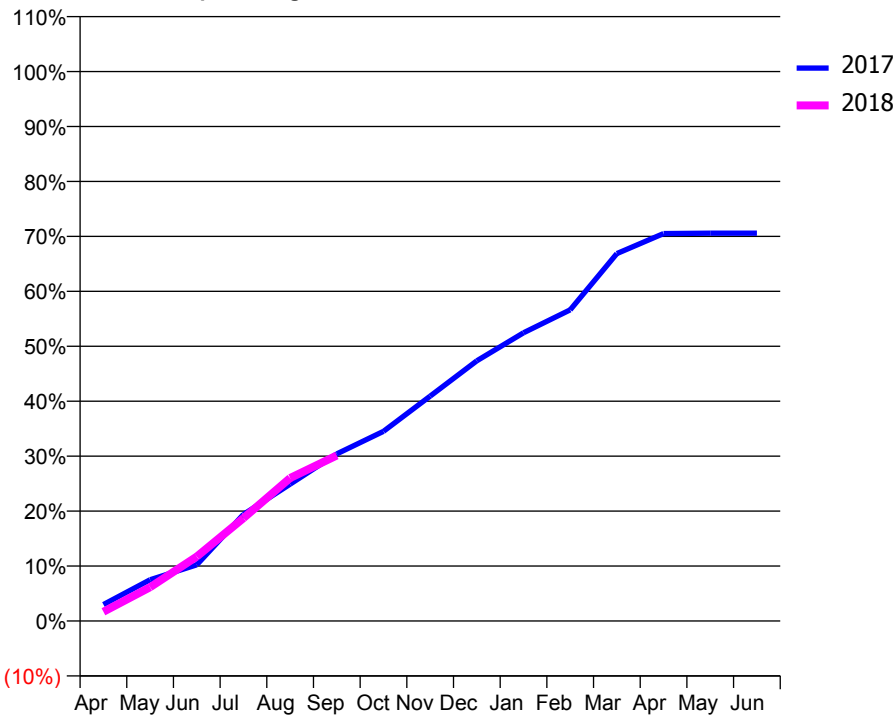
ACCESS*

Patients seen in 24 months	Total	Change since previous quarter
Quarter ending September 2016	558	
Quarter ending December 2016	546	↓
Quarter ending March 2017	552	→
Quarter ending June 2017	566	↑
Quarter ending September 2017	578	↑
Variance since September 2016	3.6%	↑



ACTIVITY

Cumulative percentage of contracted UDA delivered 2017 & 2018



Month	Adjusted Scheduled Activity (UDA)	
	2017	2018
April	55	31
May	138	113
June	188	216
July	357	344
August	458	479
September	559	554
October	635	
November	753	
December	871	
January	965	
February	1,041	
March	1,230	
April	1,297	
May	1,298	
June	1,298	

QUALITY

	Quantity	Base Number	Contract	AT	Region	England
% of FP17s for the same patient ID Re-attending within 3 months - Children	75	495	15.2%	10.7%	12.8%	11.9%
% of FP17s for the same patient ID Re-attending within 3 months - Adults	0	1	0.0%	14.4%	16.5%	15.9%
% of FP17s for the same patient ID Re-attending between 3 & 9 months - Children	311	495	62.8%	57.8%	59.7%	58.1%
% of FP17s for the same patient ID Re-attending between 3 & 9 months - Adults	0	1	0.0%	52.8%	53.0%	50.6%
% of FP17s for Band 1 Urgent Courses	10	453	2.2%	8.2%	9.2%	9.1%
% of FP17s Relating to Free Repair or Replacements	0	453	0.0%	1.2%	1.0%	0.8%
% of FP17s Relating to Continuations	0	453	0.0%	1.4%	1.2%	1.1%
% of Patients satisfied with the dentistry they have received	1	1	N/A	91.8%	91.6%	91.4%
% of Patients satisfied with the time they had to wait for an appointment	1	1	N/A	88.1%	88.1%	87.7%

* This is based on patients treated on this contract for their most recent course of treatment. Figures in italics indicate the base number of FP17s or Patient Questionnaire responses are less than 100. N/A is shown where the base number of responses is less than 10 during the period. % is calculated as Quantity/Base number*100

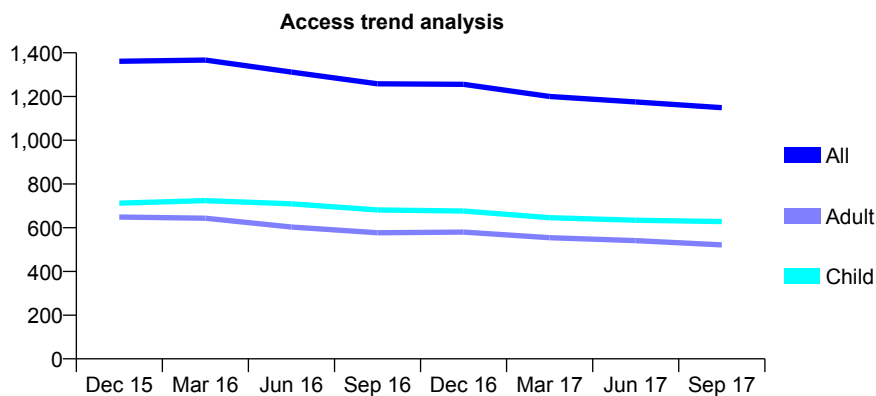
Q49 - Vital Signs At a Glance Contract Report for 209503/0001 - September 2017

Name or company name	MRS AE PASS
Contract type name	GDS Contract
Purpose of contract	General
Contract start date	01/04/2006
Contract end date	

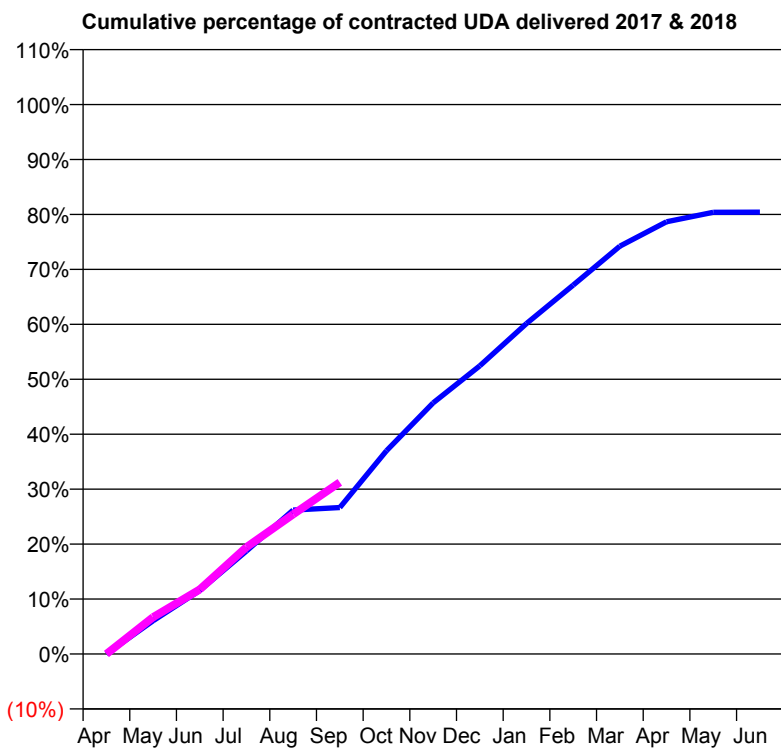
17/18 Contracted general activity (UDA)	3,700
Carry forward general activity (UDA)	0
17/18 Contracted orthodontic activity (UOA)	0
Carry forward orthodontic activity (UOA)	0
Baseline contract value	£80,770.34

ACCESS*

Patients seen in 24 months	Total	Change since previous quarter
Quarter ending September 2016	1,258	
Quarter ending December 2016	1,256	→
Quarter ending March 2017	1,200	↓
Quarter ending June 2017	1,175	↓
Quarter ending September 2017	1,149	↓
Variance since September 2016	(8.7%)	↓



ACTIVITY



Month	Adjusted Scheduled Activity (UDA)	
	2017	2018
April	0	0
May	224	248
June	427	435
July	694	720
August	969	941
September	987	1,156
October	1,369	
November	1,691	
December	1,941	
January	2,225	
February	2,484	
March	2,746	
April	2,910	
May	2,974	
June	2,975	

QUALITY

	Quantity	Base Number	Contract	AT	Region	England
% of FP17s for the same patient ID Re-attending within 3 months - Children	38	491	7.7%	10.7%	12.8%	11.9%
% of FP17s for the same patient ID Re-attending within 3 months - Adults	83	319	26.0%	14.4%	16.5%	15.9%
% of FP17s for the same patient ID Re-attending between 3 & 9 months - Children	316	491	64.4%	57.8%	59.7%	58.1%
% of FP17s for the same patient ID Re-attending between 3 & 9 months - Adults	164	319	51.4%	52.8%	53.0%	50.6%
% of FP17s for Band 1 Urgent Courses	42	680	6.2%	8.2%	9.2%	9.1%
% of FP17s Relating to Free Repair or Replacements	1	680	0.1%	1.2%	1.0%	0.8%
% of FP17s Relating to Continuations	0	680	0.0%	1.4%	1.2%	1.1%
% of Patients satisfied with the dentistry they have received	4	4	N/A	91.8%	91.6%	91.4%
% of Patients satisfied with the time they had to wait for an appointment	4	4	N/A	88.1%	88.1%	87.7%

* This is based on patients treated on this contract for their most recent course of treatment. Figures in italics indicate the base number of FP17s or Patient Questionnaire responses are less than 100. N/A is shown where the base number of responses is less than 10 during the period. % is calculated as Quantity/Base number*100

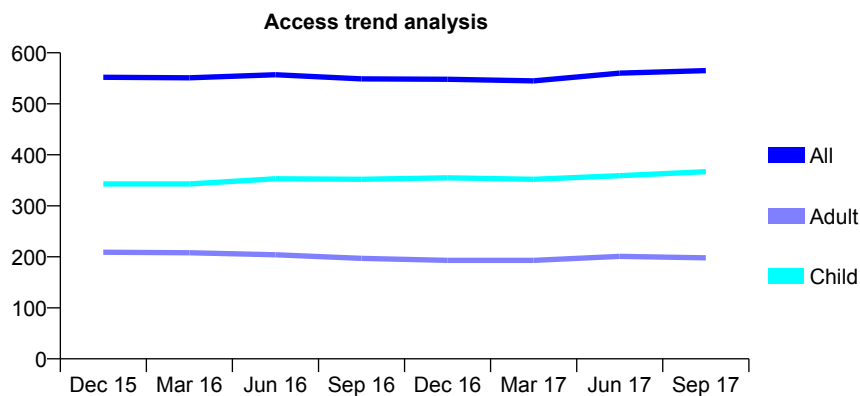
Q49 - Vital Signs At a Glance Contract Report for 213756/0002 - September 2017

Name or company name	Lismore House Dental Care
Contract type name	GDS Contract
Purpose of contract	General
Contract start date	26/12/2012
Contract end date	

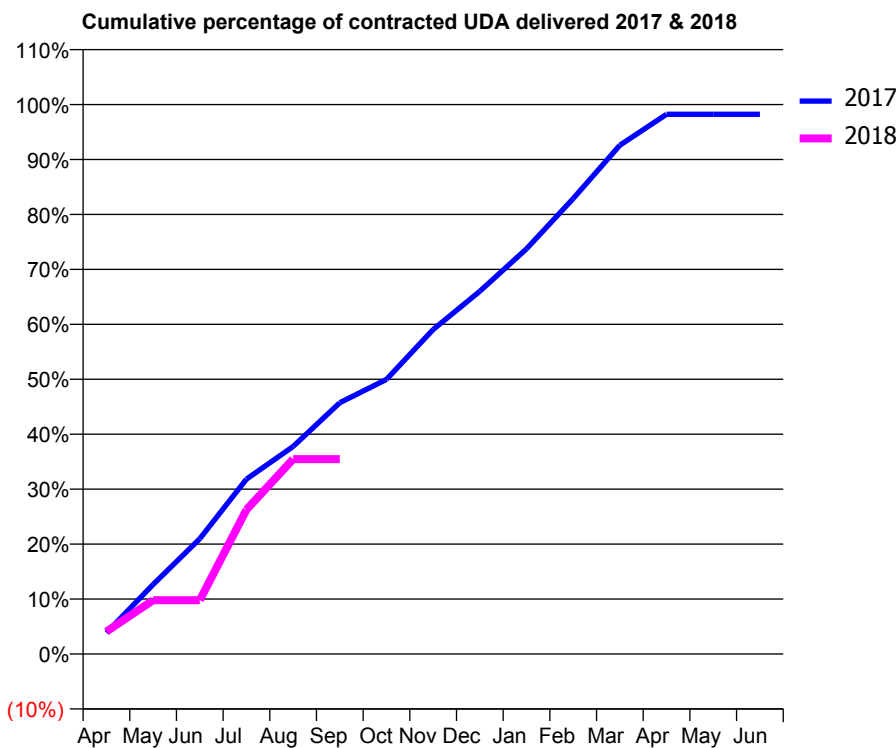
17/18 Contracted general activity (UDA)	1,300
Carry forward general activity (UDA)	23
17/18 Contracted orthodontic activity (UOA)	0
Carry forward orthodontic activity (UOA)	0
Baseline contract value	£31,091.36

ACCESS*

Patients seen in 24 months	Total	Change since previous quarter
Quarter ending September 2016	549	
Quarter ending December 2016	548	→
Quarter ending March 2017	545	→
Quarter ending June 2017	560	↑
Quarter ending September 2017	565	→
Variance since September 2016	2.9%	↑



ACTIVITY



Month	Adjusted Scheduled Activity (UDA)	
	2017	2018
April	50	53
May	165	127
June	273	127
July	414	342
August	491	461
September	594	461
October	650	
November	768	
December	858	
January	959	
February	1,077	
March	1,204	
April	1,277	
May	1,277	
June	1,277	

QUALITY

	Quantity	Base Number	Contract	AT	Region	England
% of FP17s for the same patient ID Re-attending within 3 months - Children	19	265	7.2%	10.7%	12.8%	11.9%
% of FP17s for the same patient ID Re-attending within 3 months - Adults	16	106	15.1%	14.4%	16.5%	15.9%
% of FP17s for the same patient ID Re-attending between 3 & 9 months - Children	197	265	74.3%	57.8%	59.7%	58.1%
% of FP17s for the same patient ID Re-attending between 3 & 9 months - Adults	56	106	52.8%	52.8%	53.0%	50.6%
% of FP17s for Band 1 Urgent Courses	11	352	3.1%	8.2%	9.2%	9.1%
% of FP17s Relating to Free Repair or Replacements	0	352	0.0%	1.2%	1.0%	0.8%
% of FP17s Relating to Continuations	0	352	0.0%	1.4%	1.2%	1.1%
% of Patients satisfied with the dentistry they have received	0	0	N/A	91.8%	91.6%	91.4%
% of Patients satisfied with the time they had to wait for an appointment	0	0	N/A	88.1%	88.1%	87.7%

* This is based on patients treated on this contract for their most recent course of treatment. Figures in italics indicate the base number of FP17s or Patient Questionnaire responses are less than 100. N/A is shown where the base number of responses is less than 10 during the period. % is calculated as Quantity/Base number*100

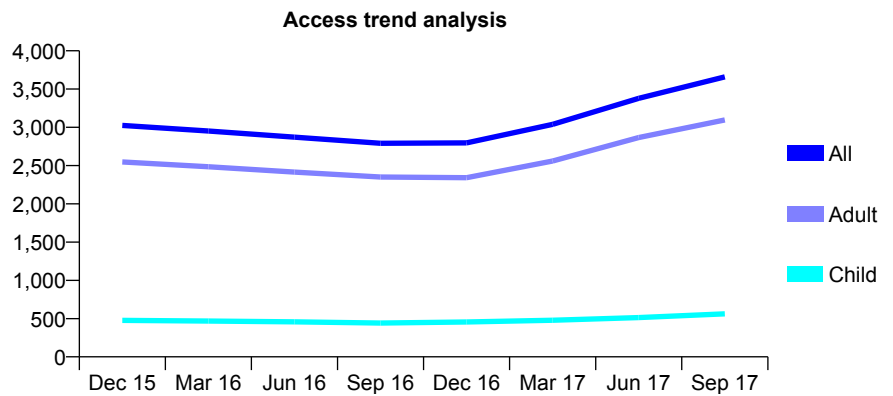
Q49 - Vital Signs At a Glance Contract Report for 214329/0001 - September 2017

Name or company name	Castlegate Dental Practice Partnership
Contract type name	GDS Contract
Purpose of contract	General
Contract start date	01/04/2006
Contract end date	

17/18 Contracted general activity (UDA)	10,700
Carry forward general activity (UDA)	0
17/18 Contracted orthodontic activity (UOA)	0
Carry forward orthodontic activity (UOA)	0
Baseline contract value	£240,726.72

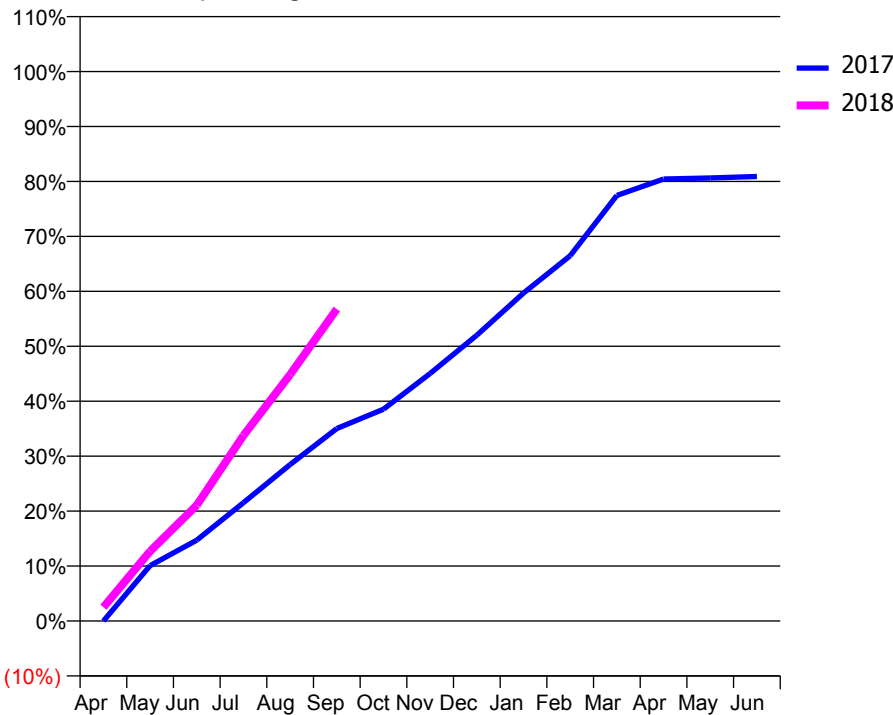
ACCESS*

Patients seen in 24 months	Total	Change since previous quarter
Quarter ending September 2016	2,791	
Quarter ending December 2016	2,797	→
Quarter ending March 2017	3,038	↑
Quarter ending June 2017	3,379	↑
Quarter ending September 2017	3,659	↑
Variance since September 2016	31.1%	↑



ACTIVITY

Cumulative percentage of contracted UDA delivered 2017 & 2018



Month	Adjusted Scheduled Activity (UDA)	
	2017	2018
April	0	268
May	1,079	1,360
June	1,575	2,254
July	2,303	3,613
August	3,047	4,800
September	3,748	6,075
October	4,125	
November	4,821	
December	5,565	
January	6,386	
February	7,114	
March	8,286	
April	8,606	
May	8,627	
June	8,654	

QUALITY

	Quantity	Base Number	Contract	AT	Region	England
% of FP17s for the same patient ID Re-attending within 3 months - Children	12	390	3.1%	10.7%	12.8%	11.9%
% of FP17s for the same patient ID Re-attending within 3 months - Adults	163	2,054	7.9%	14.4%	16.5%	15.9%
% of FP17s for the same patient ID Re-attending between 3 & 9 months - Children	155	390	39.7%	57.8%	59.7%	58.1%
% of FP17s for the same patient ID Re-attending between 3 & 9 months - Adults	873	2,054	42.5%	52.8%	53.0%	50.6%
% of FP17s for Band 1 Urgent Courses	179	2,299	7.8%	8.2%	9.2%	9.1%
% of FP17s Relating to Free Repair or Replacements	9	2,299	0.4%	1.2%	1.0%	0.8%
% of FP17s Relating to Continuations	18	2,299	0.8%	1.4%	1.2%	1.1%
% of Patients satisfied with the dentistry they have received	7	7	N/A	91.8%	91.6%	91.4%
% of Patients satisfied with the time they had to wait for an appointment	6	7	N/A	88.1%	88.1%	87.7%

* This is based on patients treated on this contract for their most recent course of treatment. Figures in italics indicate the base number of FP17s or Patient Questionnaire responses are less than 100. N/A is shown where the base number of responses is less than 10 during the period. % is calculated as Quantity/Base number*100

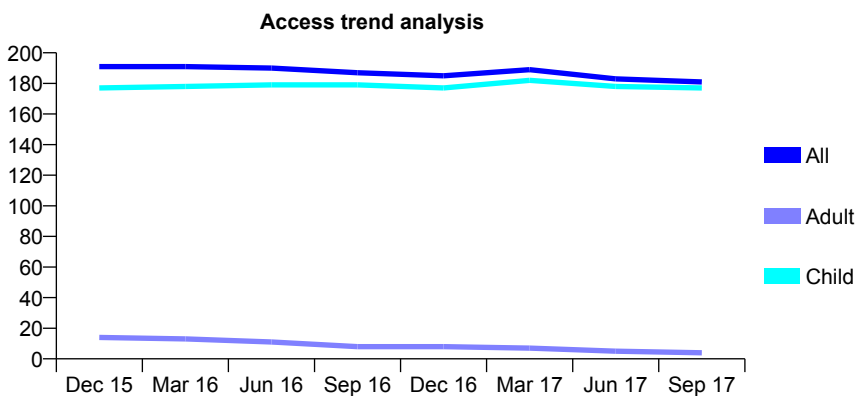
Q49 - Vital Signs At a Glance Contract Report for 214922/0001 - September 2017

Name or company name	MISS AL DAVIDSON
Contract type name	GDS Contract
Purpose of contract	General and Orthodontic
Contract start date	01/04/2006
Contract end date	

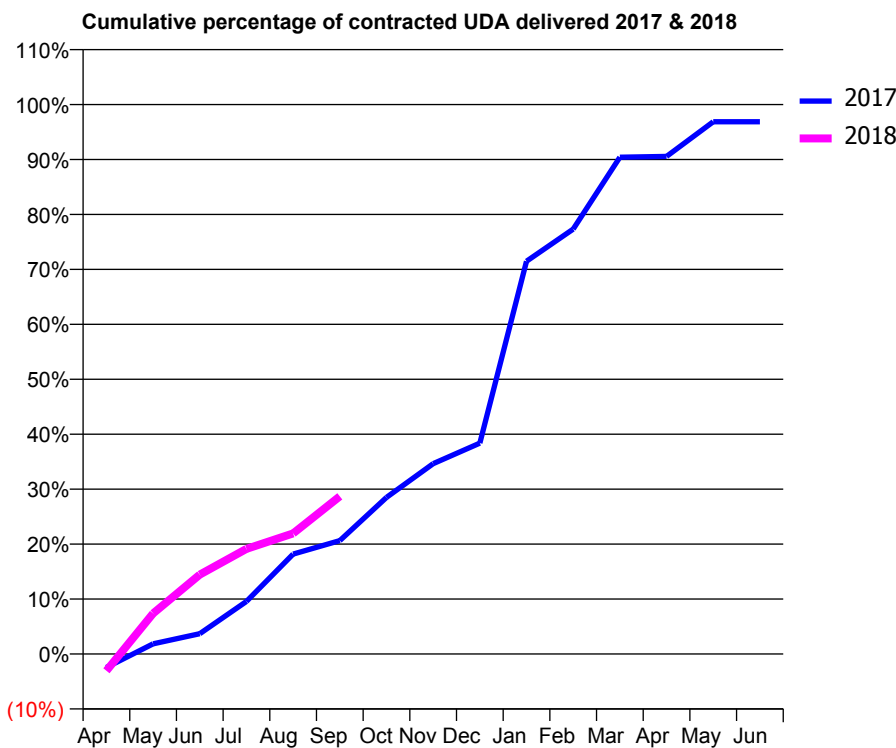
17/18 Contracted general activity (UDA)	650
Carry forward general activity (UDA)	20
17/18 Contracted orthodontic activity (UOA)	33
Carry forward orthodontic activity (UOA)	0
Baseline contract value	£21,472.87

ACCESS*

Patients seen in 24 months	Total	Change since previous quarter
Quarter ending September 2016	187	
Quarter ending December 2016	185	↓
Quarter ending March 2017	189	↑
Quarter ending June 2017	183	↓
Quarter ending September 2017	181	↓
Variance since September 2016	(3.2%)	↓



ACTIVITY



Month	Adjusted Scheduled Activity (UDA)	
	2017	2018
April	-16	-20
May	12	48
June	24	94
July	62	124
August	118	143
September	134	187
October	185	
November	225	
December	249	
January	465	
February	503	
March	588	
April	589	
May	630	
June	630	

QUALITY

	Quantity	Base Number	Contract	AT	Region	England
% of FP17s for the same patient ID Re-attending within 3 months - Children	11	151	7.3%	10.7%	12.8%	11.9%
% of FP17s for the same patient ID Re-attending within 3 months - Adults	0	0	N/A	14.4%	16.5%	15.9%
% of FP17s for the same patient ID Re-attending between 3 & 9 months - Children	113	151	74.8%	57.8%	59.7%	58.1%
% of FP17s for the same patient ID Re-attending between 3 & 9 months - Adults	0	0	N/A	52.8%	53.0%	50.6%
% of FP17s for Band 1 Urgent Courses	8	102	7.8%	8.2%	9.2%	9.1%
% of FP17s Relating to Free Repair or Replacements	0	102	0.0%	1.2%	1.0%	0.8%
% of FP17s Relating to Continuations	1	102	1.0%	1.4%	1.2%	1.1%
% of Patients satisfied with the dentistry they have received	1	1	N/A	91.8%	91.6%	91.4%
% of Patients satisfied with the time they had to wait for an appointment	1	1	N/A	88.1%	88.1%	87.7%

* This is based on patients treated on this contract for their most recent course of treatment. Figures in italics indicate the base number of FP17s or Patient Questionnaire responses are less than 100. N/A is shown where the base number of responses is less than 10 during the period. % is calculated as Quantity/Base number*100

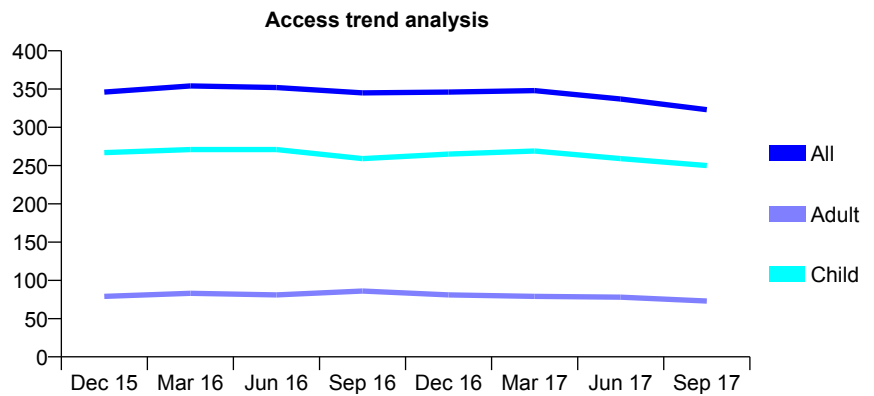
Q49 - Vital Signs At a Glance Contract Report for 215031/0001 - September 2017

Name or company name	MR RJ GOVAN
Contract type name	GDS Contract
Purpose of contract	General and Orthodontic
Contract start date	01/04/2006
Contract end date	

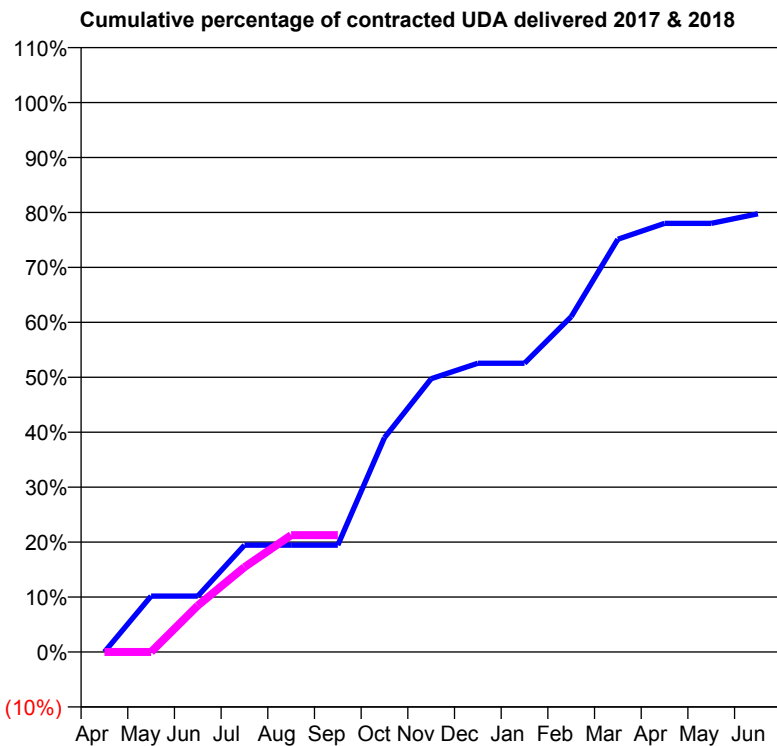
17/18 Contracted general activity (UDA)	1,100
Carry forward general activity (UDA)	0
17/18 Contracted orthodontic activity (UOA)	442
Carry forward orthodontic activity (UOA)	5
Baseline contract value	£47,366.92

ACCESS*

Patients seen in 24 months	Total	Change since previous quarter
Quarter ending September 2016	345	
Quarter ending December 2016	346	→
Quarter ending March 2017	348	→
Quarter ending June 2017	337	↓
Quarter ending September 2017	323	↓
Variance since September 2016	(6.4%)	↓



ACTIVITY



Month	Adjusted Scheduled Activity (UDA)	
	2017	2018
April	0	0
May	112	0
June	112	93
July	214	170
August	214	234
September	214	234
October	429	
November	547	
December	578	
January	578	
February	671	
March	826	
April	858	
May	858	
June	877	

QUALITY

	Quantity	Base Number	Contract	AT	Region	England
% of FP17s for the same patient ID Re-attending within 3 months - Children	8	156	5.1%	10.7%	12.8%	11.9%
% of FP17s for the same patient ID Re-attending within 3 months - Adults	2	21	9.5%	14.4%	16.5%	15.9%
% of FP17s for the same patient ID Re-attending between 3 & 9 months - Children	111	156	71.2%	57.8%	59.7%	58.1%
% of FP17s for the same patient ID Re-attending between 3 & 9 months - Adults	16	21	76.2%	52.8%	53.0%	50.6%
% of FP17s for Band 1 Urgent Courses	0	134	0.0%	8.2%	9.2%	9.1%
% of FP17s Relating to Free Repair or Replacements	0	134	0.0%	1.2%	1.0%	0.8%
% of FP17s Relating to Continuations	0	134	0.0%	1.4%	1.2%	1.1%
% of Patients satisfied with the dentistry they have received	1	1	N/A	91.8%	91.6%	91.4%
% of Patients satisfied with the time they had to wait for an appointment	1	1	N/A	88.1%	88.1%	87.7%

* This is based on patients treated on this contract for their most recent course of treatment. Figures in italics indicate the base number of FP17s or Patient Questionnaire responses are less than 100. N/A is shown where the base number of responses is less than 10 during the period. % is calculated as Quantity/Base number*100

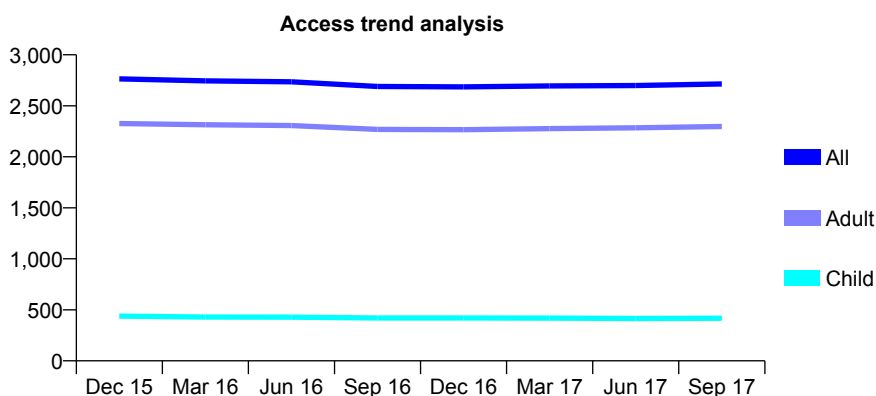
Q49 - Vital Signs At a Glance Contract Report for 218731/0001 - September 2017

Name or company name	MR SD HARRISON
Contract type name	GDS Contract
Purpose of contract	General and Orthodontic
Contract start date	01/04/2006
Contract end date	

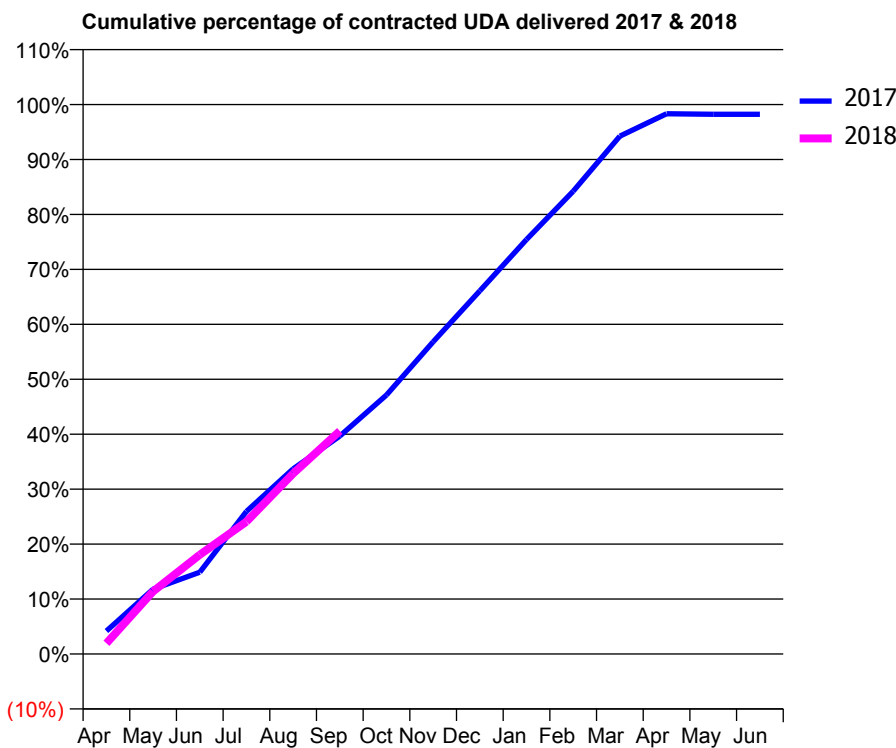
17/18 Contracted general activity (UDA)	8,954
Carry forward general activity (UDA)	0
17/18 Contracted orthodontic activity (UOA)	0
Carry forward orthodontic activity (UOA)	0
Baseline contract value	£203,035.38

ACCESS*

Patients seen in 24 months	Total	Change since previous quarter
Quarter ending September 2016	2,689	
Quarter ending December 2016	2,686	→
Quarter ending March 2017	2,695	→
Quarter ending June 2017	2,699	→
Quarter ending September 2017	2,714	→
Variance since September 2016	0.9%	→



ACTIVITY



Month	Adjusted Scheduled Activity (UDA)	
	2017	2018
April	375	174
May	1,056	1,021
June	1,333	1,618
July	2,323	2,157
August	3,017	2,942
September	3,552	3,634
October	4,220	
November	5,089	
December	5,917	
January	6,755	
February	7,540	
March	8,439	
April	8,804	
May	8,795	
June	8,795	

QUALITY

	Quantity	Base Number	Contract	AT	Region	England
% of FP17s for the same patient ID Re-attending within 3 months - Children	44	361	12.2%	10.7%	12.8%	11.9%
% of FP17s for the same patient ID Re-attending within 3 months - Adults	210	1,841	11.4%	14.4%	16.5%	15.9%
% of FP17s for the same patient ID Re-attending between 3 & 9 months - Children	217	361	60.1%	57.8%	59.7%	58.1%
% of FP17s for the same patient ID Re-attending between 3 & 9 months - Adults	1,303	1,841	70.8%	52.8%	53.0%	50.6%
% of FP17s for Band 1 Urgent Courses	19	2,079	0.9%	8.2%	9.2%	9.1%
% of FP17s Relating to Free Repair or Replacements	5	2,079	0.2%	1.2%	1.0%	0.8%
% of FP17s Relating to Continuations	13	2,079	0.6%	1.4%	1.2%	1.1%
% of Patients satisfied with the dentistry they have received	10	10	100.0%	91.8%	91.6%	91.4%
% of Patients satisfied with the time they had to wait for an appointment	10	10	100.0%	88.1%	88.1%	87.7%

* This is based on patients treated on this contract for their most recent course of treatment. Figures in italics indicate the base number of FP17s or Patient Questionnaire responses are less than 100. N/A is shown where the base number of responses is less than 10 during the period. % is calculated as Quantity/Base number*100

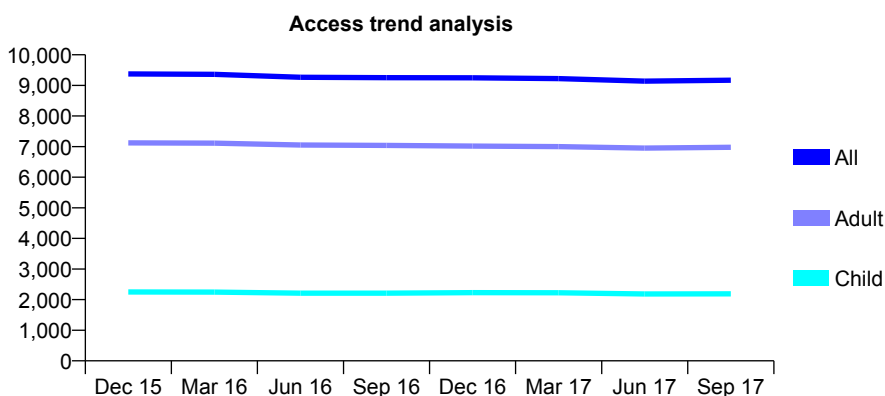
Q49 - Vital Signs At a Glance Contract Report for 219576/0001 - September 2017

Name or company name	MR DJ WHITE
Contract type name	GDS Contract
Purpose of contract	General and Orthodontic
Contract start date	01/04/2006
Contract end date	

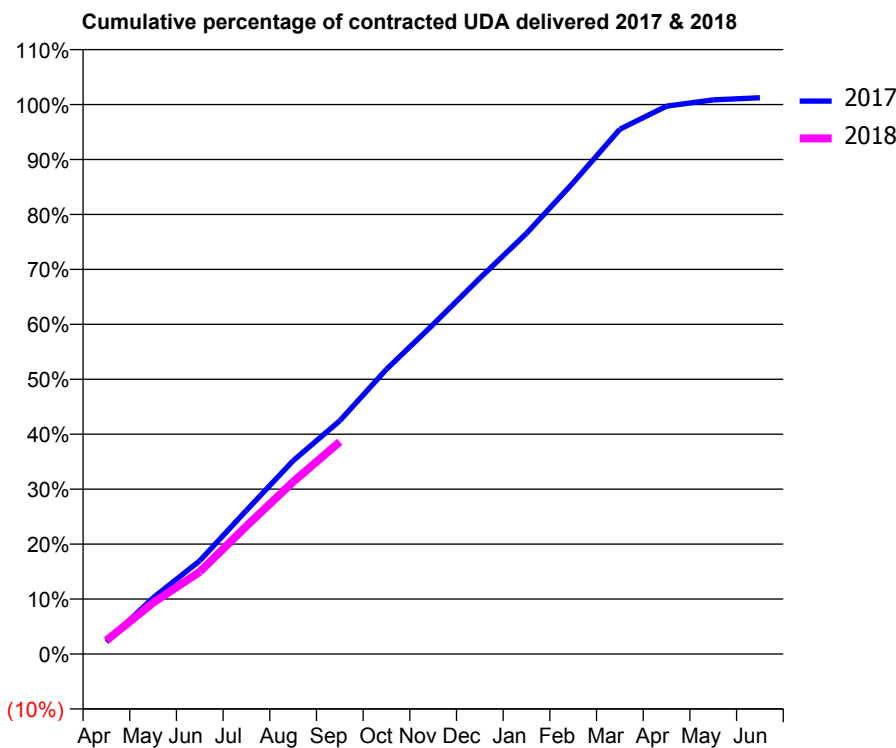
17/18 Contracted general activity (UDA)	29,924
Carry forward general activity (UDA)	-366
17/18 Contracted orthodontic activity (UOA)	100
Carry forward orthodontic activity (UOA)	2
Baseline contract value	£801,982.64

ACCESS*

Patients seen in 24 months	Total	Change since previous quarter
Quarter ending September 2016	9,252	
Quarter ending December 2016	9,247	→
Quarter ending March 2017	9,224	→
Quarter ending June 2017	9,138	→
Quarter ending September 2017	9,169	→
Variance since September 2016	(0.9%)	→



ACTIVITY



Month	Adjusted Scheduled Activity (UDA)	
	2017	2018
April	654	735
May	3,057	2,789
June	5,074	4,480
July	7,817	6,968
August	10,520	9,379
September	12,694	11,554
October	15,495	
November	17,937	
December	20,451	
January	22,891	
February	25,649	
March	28,562	
April	29,818	
May	30,159	
June	30,270	

QUALITY

	Quantity	Base Number	Contract	AT	Region	England
% of FP17s for the same patient ID Re-attending within 3 months - Children	153	1,395	11.0%	10.7%	12.8%	11.9%
% of FP17s for the same patient ID Re-attending within 3 months - Adults	1,026	4,733	21.7%	14.4%	16.5%	15.9%
% of FP17s for the same patient ID Re-attending between 3 & 9 months - Children	574	1,395	41.1%	57.8%	59.7%	58.1%
% of FP17s for the same patient ID Re-attending between 3 & 9 months - Adults	2,147	4,733	45.4%	52.8%	53.0%	50.6%
% of FP17s for Band 1 Urgent Courses	776	5,420	14.3%	8.2%	9.2%	9.1%
% of FP17s Relating to Free Repair or Replacements	194	5,420	3.6%	1.2%	1.0%	0.8%
% of FP17s Relating to Continuations	122	5,420	2.3%	1.4%	1.2%	1.1%
% of Patients satisfied with the dentistry they have received	18	18	100.0%	91.8%	91.6%	91.4%
% of Patients satisfied with the time they had to wait for an appointment	16	18	88.9%	88.1%	88.1%	87.7%

* This is based on patients treated on this contract for their most recent course of treatment. Figures in italics indicate the base number of FP17s or Patient Questionnaire responses are less than 100. N/A is shown where the base number of responses is less than 10 during the period. % is calculated as Quantity/Base number*100

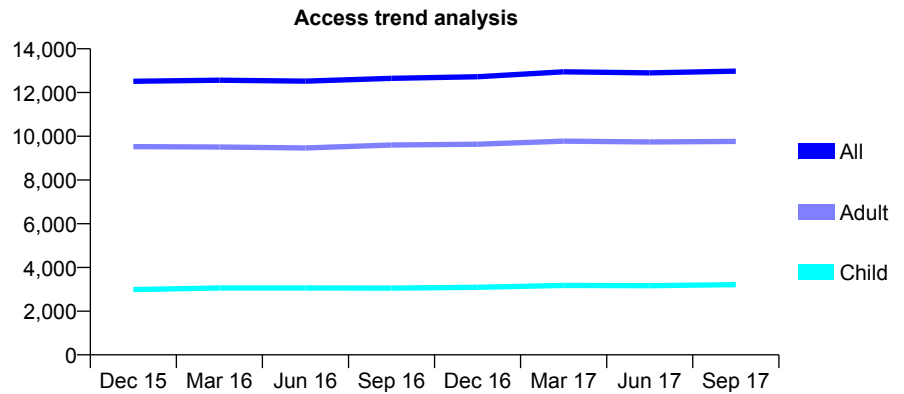
Q49 - Vital Signs At a Glance Contract Report for 220639/0001 - September 2017

Name or company name	MR PG KILKER
Contract type name	GDS Contract
Purpose of contract	General and Orthodontic
Contract start date	01/04/2006
Contract end date	

17/18 Contracted general activity (UDA)	32,937
Carry forward general activity (UDA)	-99
17/18 Contracted orthodontic activity (UOA)	0
Carry forward orthodontic activity (UOA)	0
Baseline contract value	£896,237.41

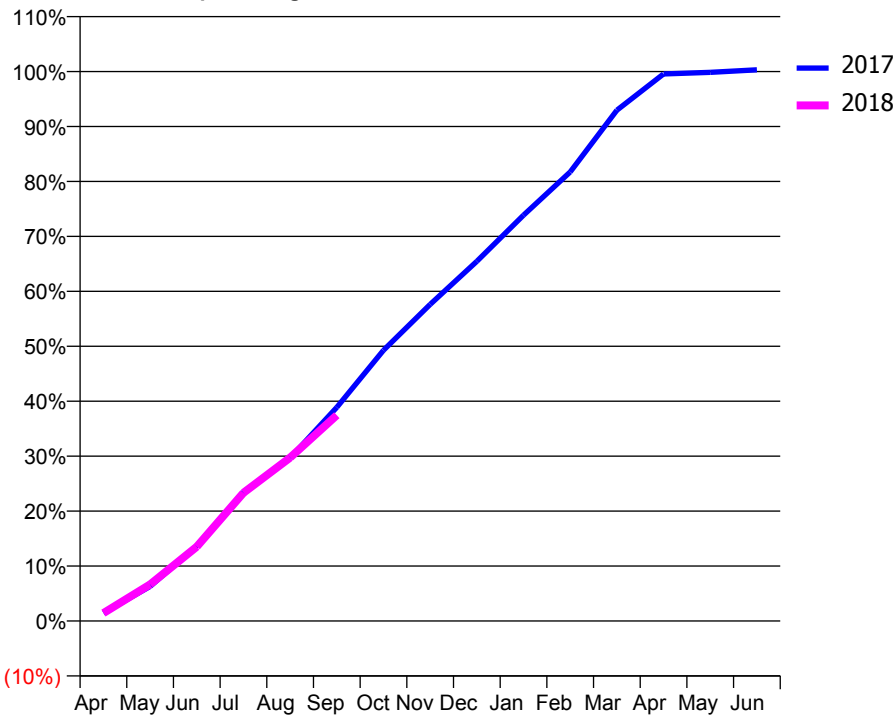
ACCESS*

Patients seen in 24 months	Total	Change since previous quarter
Quarter ending September 2016	12,649	
Quarter ending December 2016	12,723	→
Quarter ending March 2017	12,949	→
Quarter ending June 2017	12,899	→
Quarter ending September 2017	12,979	→
Variance since September 2016	2.6%	↑



ACTIVITY

Cumulative percentage of contracted UDA delivered 2017 & 2018



Month	Adjusted Scheduled Activity (UDA)	
	2017	2018
April	482	477
May	2,077	2,193
June	4,494	4,456
July	7,731	7,683
August	9,782	9,795
September	12,812	12,341
October	16,228	
November	18,979	
December	21,557	
January	24,326	
February	26,914	
March	30,614	
April	32,792	
May	32,889	
June	33,036	

QUALITY

	Quantity	Base Number	Contract	AT	Region	England
% of FP17s for the same patient ID Re-attending within 3 months - Children	152	1,864	8.2%	10.7%	12.8%	11.9%
% of FP17s for the same patient ID Re-attending within 3 months - Adults	675	4,900	13.8%	14.4%	16.5%	15.9%
% of FP17s for the same patient ID Re-attending between 3 & 9 months - Children	750	1,864	40.2%	57.8%	59.7%	58.1%
% of FP17s for the same patient ID Re-attending between 3 & 9 months - Adults	1,958	4,900	40.0%	52.8%	53.0%	50.6%
% of FP17s for Band 1 Urgent Courses	644	5,429	11.9%	8.2%	9.2%	9.1%
% of FP17s Relating to Free Repair or Replacements	59	5,429	1.1%	1.2%	1.0%	0.8%
% of FP17s Relating to Continuations	53	5,429	1.0%	1.4%	1.2%	1.1%
% of Patients satisfied with the dentistry they have received	25	27	92.6%	91.8%	91.6%	91.4%
% of Patients satisfied with the time they had to wait for an appointment	23	27	85.2%	88.1%	88.1%	87.7%

* This is based on patients treated on this contract for their most recent course of treatment. Figures in italics indicate the base number of FP17s or Patient Questionnaire responses are less than 100. N/A is shown where the base number of responses is less than 10 during the period. % is calculated as Quantity/Base number*100

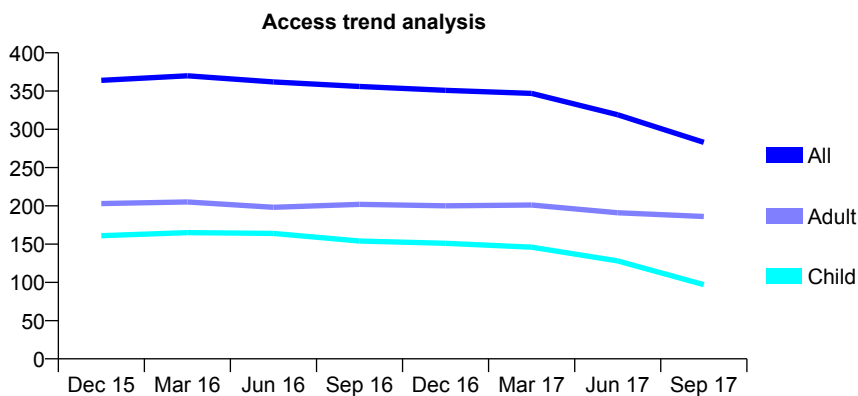
Q49 - Vital Signs At a Glance Contract Report for 224499/0001 - September 2017

Name or company name	MR DS ROW
Contract type name	GDS Contract
Purpose of contract	General
Contract start date	01/04/2006
Contract end date	

17/18 Contracted general activity (UDA)	1,218
Carry forward general activity (UDA)	0
17/18 Contracted orthodontic activity (UOA)	0
Carry forward orthodontic activity (UOA)	0
Baseline contract value	£28,605.51

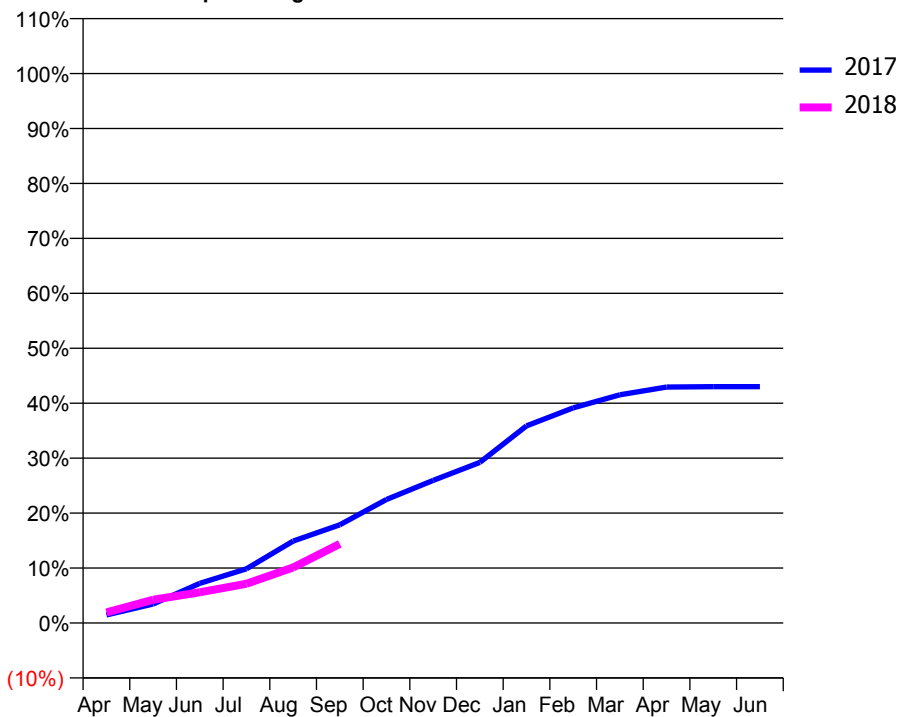
ACCESS*

Patients seen in 24 months	Total	Change since previous quarter
Quarter ending September 2016	356	
Quarter ending December 2016	351	↓
Quarter ending March 2017	347	↓
Quarter ending June 2017	319	↓
Quarter ending September 2017	283	↓
Variance since September 2016	(20.5%)	↓



ACTIVITY

Cumulative percentage of contracted UDA delivered 2017 & 2018



Adjusted Scheduled Activity (UDA)

Month	2017	2018
April	18	23
May	42	52
June	88	68
July	120	87
August	182	123
September	218	175
October	274	
November	316	
December	356	
January	437	
February	477	
March	506	
April	523	
May	524	
June	524	

QUALITY

	Quantity	Base Number	Contract	AT	Region	England
% of FP17s for the same patient ID Re-attending within 3 months - Children	0	63	0.0%	10.7%	12.8%	11.9%
% of FP17s for the same patient ID Re-attending within 3 months - Adults	3	81	3.7%	14.4%	16.5%	15.9%
% of FP17s for the same patient ID Re-attending between 3 & 9 months - Children	35	63	55.6%	57.8%	59.7%	58.1%
% of FP17s for the same patient ID Re-attending between 3 & 9 months - Adults	51	81	63.0%	52.8%	53.0%	50.6%
% of FP17s for Band 1 Urgent Courses	7	128	5.5%	8.2%	9.2%	9.1%
% of FP17s Relating to Free Repair or Replacements	0	128	0.0%	1.2%	1.0%	0.8%
% of FP17s Relating to Continuations	0	128	0.0%	1.4%	1.2%	1.1%
% of Patients satisfied with the dentistry they have received	1	1	N/A	91.8%	91.6%	91.4%
% of Patients satisfied with the time they had to wait for an appointment	1	1	N/A	88.1%	88.1%	87.7%

* This is based on patients treated on this contract for their most recent course of treatment. Figures in italics indicate the base number of FP17s or Patient Questionnaire responses are less than 100. N/A is shown where the base number of responses is less than 10 during the period. % is calculated as Quantity/Base number*100

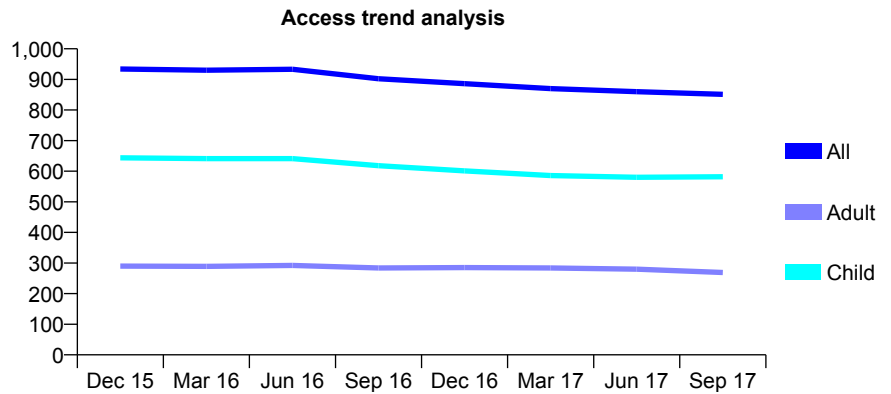
Q49 - Vital Signs At a Glance Contract Report for 229261/0001 - September 2017

Name or company name	MR JH SIMPSON
Contract type name	GDS Contract
Purpose of contract	General
Contract start date	01/04/2006
Contract end date	

17/18 Contracted general activity (UDA)	3,017
Carry forward general activity (UDA)	0
17/18 Contracted orthodontic activity (UOA)	0
Carry forward orthodontic activity (UOA)	0
Baseline contract value	£69,813.98

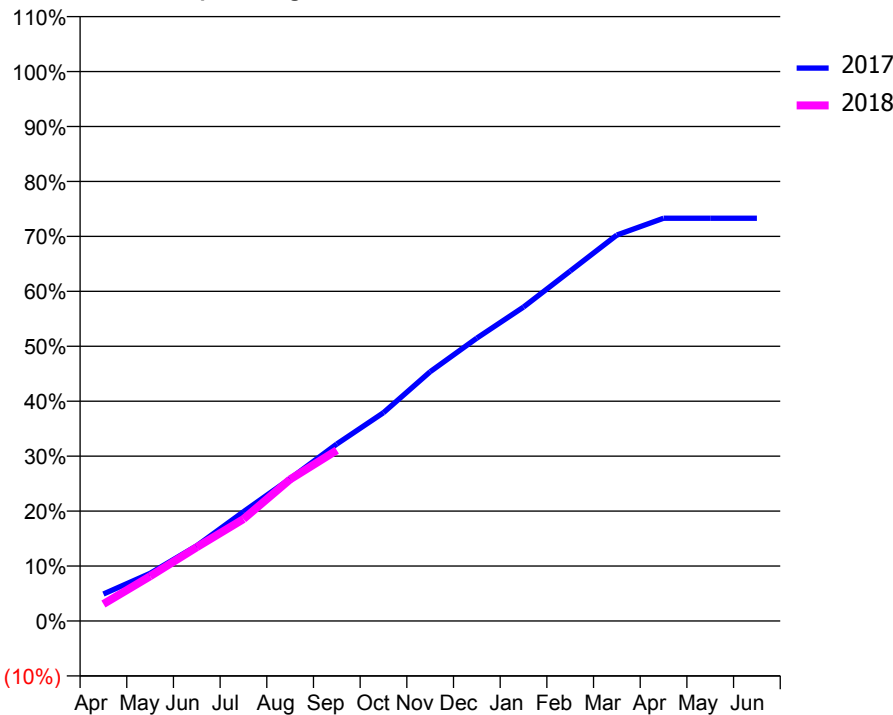
ACCESS*

Patients seen in 24 months	Total	Change since previous quarter
Quarter ending September 2016	902	
Quarter ending December 2016	886	↓
Quarter ending March 2017	870	↓
Quarter ending June 2017	860	↓
Quarter ending September 2017	851	↓
Variance since September 2016	(5.7%)	↓



ACTIVITY

Cumulative percentage of contracted UDA delivered 2017 & 2018



Month	Adjusted Scheduled Activity (UDA)	
	2017	2018
April	148	93
May	261	246
June	414	405
July	600	560
August	782	778
September	972	938
October	1,144	
November	1,368	
December	1,553	
January	1,724	
February	1,922	
March	2,119	
April	2,211	
May	2,211	
June	2,211	

QUALITY

	Quantity	Base Number	Contract	AT	Region	England
% of FP17s for the same patient ID Re-attending within 3 months - Children	135	663	20.4%	10.7%	12.8%	11.9%
% of FP17s for the same patient ID Re-attending within 3 months - Adults	17	149	11.4%	14.4%	16.5%	15.9%
% of FP17s for the same patient ID Re-attending between 3 & 9 months - Children	434	663	65.5%	57.8%	59.7%	58.1%
% of FP17s for the same patient ID Re-attending between 3 & 9 months - Adults	102	149	68.5%	52.8%	53.0%	50.6%
% of FP17s for Band 1 Urgent Courses	13	744	1.7%	8.2%	9.2%	9.1%
% of FP17s Relating to Free Repair or Replacements	0	744	0.0%	1.2%	1.0%	0.8%
% of FP17s Relating to Continuations	1	744	0.1%	1.4%	1.2%	1.1%
% of Patients satisfied with the dentistry they have received	2	2	N/A	91.8%	91.6%	91.4%
% of Patients satisfied with the time they had to wait for an appointment	2	2	N/A	88.1%	88.1%	87.7%

* This is based on patients treated on this contract for their most recent course of treatment. Figures in italics indicate the base number of FP17s or Patient Questionnaire responses are less than 100. N/A is shown where the base number of responses is less than 10 during the period. % is calculated as Quantity/Base number*100

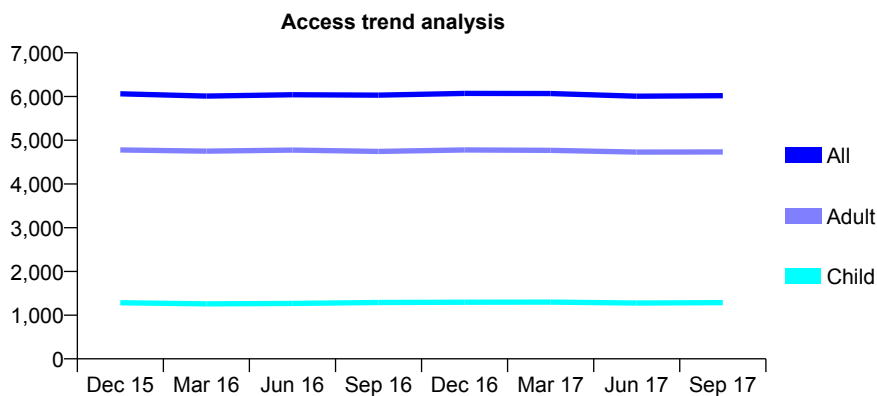
Q49 - Vital Signs At a Glance Contract Report for 230618/0001 - September 2017

Name or company name	MR AP BROUGHTON
Contract type name	GDS Contract
Purpose of contract	General
Contract start date	01/04/2006
Contract end date	

17/18 Contracted general activity (UDA)	20,660
Carry forward general activity (UDA)	43
17/18 Contracted orthodontic activity (UOA)	0
Carry forward orthodontic activity (UOA)	0
Baseline contract value	£547,158.41

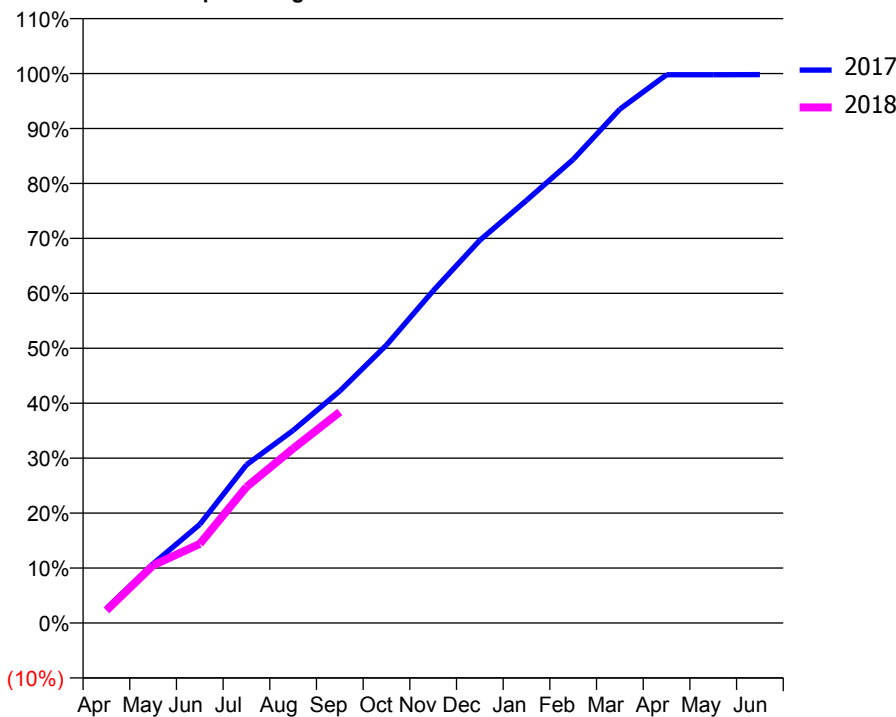
ACCESS*

Patients seen in 24 months	Total	Change since previous quarter
Quarter ending September 2016	6,031	
Quarter ending December 2016	6,072	→
Quarter ending March 2017	6,067	→
Quarter ending June 2017	6,006	↓
Quarter ending September 2017	6,018	→
Variance since September 2016	(0.2%)	→



ACTIVITY

Cumulative percentage of contracted UDA delivered 2017 & 2018



Month	Adjusted Scheduled Activity (UDA)	
	2017	2018
April	549	472
May	2,227	2,169
June	3,708	2,975
July	5,948	5,115
August	7,240	6,560
September	8,722	7,932
October	10,448	
November	12,492	
December	14,390	
January	15,891	
February	17,429	
March	19,319	
April	20,611	
May	20,614	
June	20,617	

QUALITY

	Quantity	Base Number	Contract	AT	Region	England
% of FP17s for the same patient ID Re-attending within 3 months - Children	48	1,038	4.6%	10.7%	12.8%	11.9%
% of FP17s for the same patient ID Re-attending within 3 months - Adults	573	3,926	14.6%	14.4%	16.5%	15.9%
% of FP17s for the same patient ID Re-attending between 3 & 9 months - Children	729	1,038	70.2%	57.8%	59.7%	58.1%
% of FP17s for the same patient ID Re-attending between 3 & 9 months - Adults	2,599	3,926	66.2%	52.8%	53.0%	50.6%
% of FP17s for Band 1 Urgent Courses	361	4,414	8.2%	8.2%	9.2%	9.1%
% of FP17s Relating to Free Repair or Replacements	26	4,414	0.6%	1.2%	1.0%	0.8%
% of FP17s Relating to Continuations	51	4,414	1.2%	1.4%	1.2%	1.1%
% of Patients satisfied with the dentistry they have received	15	15	100.0%	91.8%	91.6%	91.4%
% of Patients satisfied with the time they had to wait for an appointment	14	15	93.3%	88.1%	88.1%	87.7%

* This is based on patients treated on this contract for their most recent course of treatment. Figures in italics indicate the base number of FP17s or Patient Questionnaire responses are less than 100. N/A is shown where the base number of responses is less than 10 during the period. % is calculated as Quantity/Base number*100

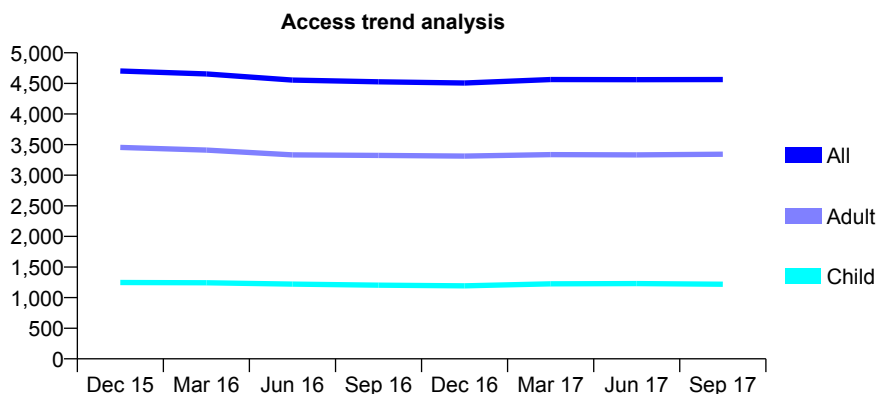
Q49 - Vital Signs At a Glance Contract Report for 232750/0002 - September 2017

Name or company name	MR PE RIDGWAY
Contract type name	GDS Contract
Purpose of contract	General
Contract start date	01/09/2011
Contract end date	

17/18 Contracted general activity (UDA)	16,513
Carry forward general activity (UDA)	0
17/18 Contracted orthodontic activity (UOA)	0
Carry forward orthodontic activity (UOA)	0
Baseline contract value	£431,963.61

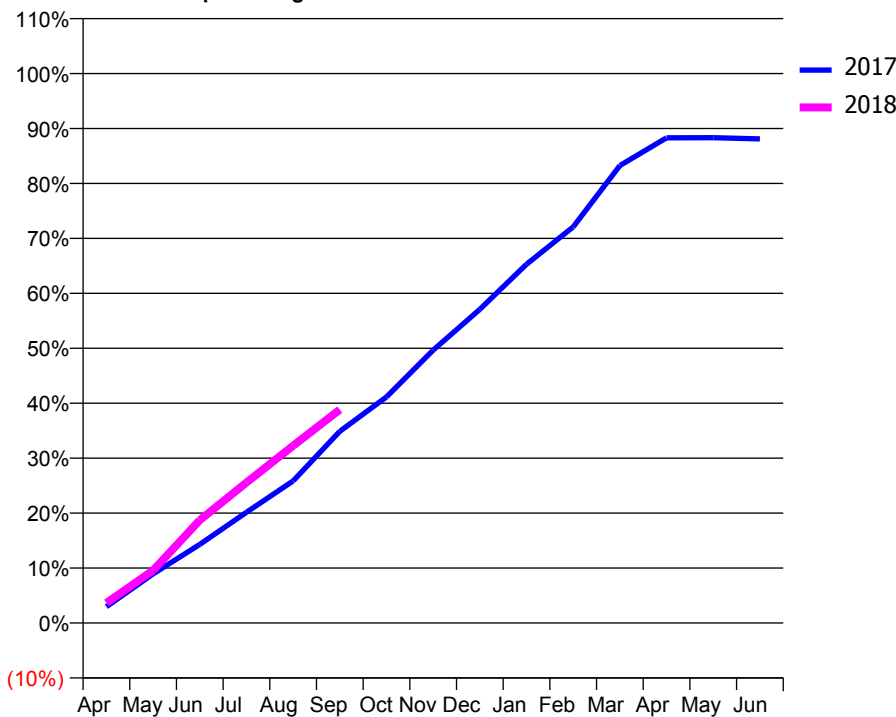
ACCESS*

Patients seen in 24 months	Total	Change since previous quarter
Quarter ending September 2016	4,526	
Quarter ending December 2016	4,506	→
Quarter ending March 2017	4,563	→
Quarter ending June 2017	4,562	→
Quarter ending September 2017	4,564	→
Variance since September 2016	0.8%	→



ACTIVITY

Cumulative percentage of contracted UDA delivered 2017 & 2018



Month	Adjusted Scheduled Activity (UDA)	
	2017	2018
April	493	605
May	1,476	1,581
June	2,363	3,091
July	3,328	4,221
August	4,270	5,328
September	5,761	6,415
October	6,795	
November	8,201	
December	9,429	
January	10,780	
February	11,904	
March	13,748	
April	14,580	
May	14,583	
June	14,547	

QUALITY

	Quantity	Base Number	Contract	AT	Region	England
% of FP17s for the same patient ID Re-attending within 3 months - Children	37	641	5.8%	10.7%	12.8%	11.9%
% of FP17s for the same patient ID Re-attending within 3 months - Adults	346	2,066	16.7%	14.4%	16.5%	15.9%
% of FP17s for the same patient ID Re-attending between 3 & 9 months - Children	282	641	44.0%	57.8%	59.7%	58.1%
% of FP17s for the same patient ID Re-attending between 3 & 9 months - Adults	925	2,066	44.8%	52.8%	53.0%	50.6%
% of FP17s for Band 1 Urgent Courses	166	2,421	6.9%	8.2%	9.2%	9.1%
% of FP17s Relating to Free Repair or Replacements	50	2,421	2.1%	1.2%	1.0%	0.8%
% of FP17s Relating to Continuations	25	2,421	1.0%	1.4%	1.2%	1.1%
% of Patients satisfied with the dentistry they have received	3	5	N/A	91.8%	91.6%	91.4%
% of Patients satisfied with the time they had to wait for an appointment	5	5	N/A	88.1%	88.1%	87.7%

* This is based on patients treated on this contract for their most recent course of treatment. Figures in italics indicate the base number of FP17s or Patient Questionnaire responses are less than 100. N/A is shown where the base number of responses is less than 10 during the period. % is calculated as Quantity/Base number*100

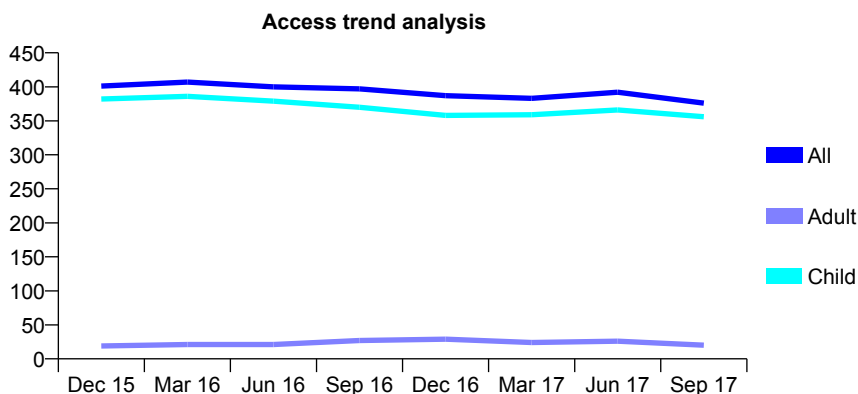
Q49 - Vital Signs At a Glance Contract Report for 233099/0001 - September 2017

Name or company name	MR AW LEYS
Contract type name	GDS Contract
Purpose of contract	General
Contract start date	01/04/2006
Contract end date	

17/18 Contracted general activity (UDA)	1,034
Carry forward general activity (UDA)	0
17/18 Contracted orthodontic activity (UOA)	0
Carry forward orthodontic activity (UOA)	0
Baseline contract value	£23,979.76

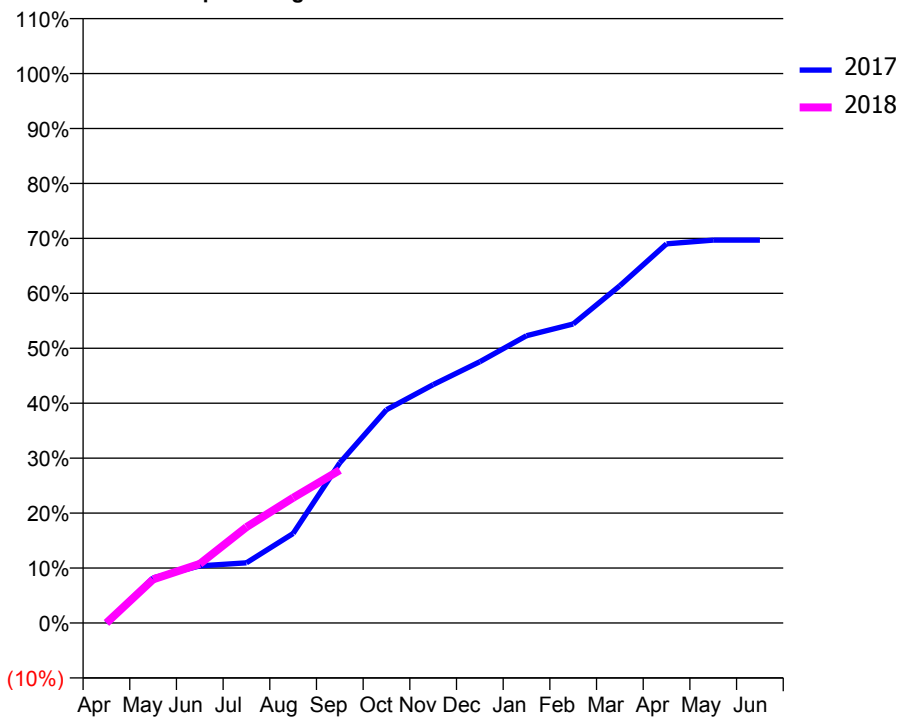
ACCESS*

Patients seen in 24 months	Total	Change since previous quarter
Quarter ending September 2016	397	
Quarter ending December 2016	387	↓
Quarter ending March 2017	383	↓
Quarter ending June 2017	392	↑
Quarter ending September 2017	376	↓
Variance since September 2016	(5.3%)	↓



ACTIVITY

Cumulative percentage of contracted UDA delivered 2017 & 2018



Adjusted Scheduled Activity (UDA)

Month	2017	2018
April	0	0
May	85	82
June	107	111
July	113	181
August	169	236
September	301	288
October	401	
November	449	
December	492	
January	541	
February	563	
March	635	
April	714	
May	721	
June	721	

QUALITY

	Quantity	Base Number	Contract	AT	Region	England
% of FP17s for the same patient ID Re-attending within 3 months - Children	19	266	7.1%	10.7%	12.8%	11.9%
% of FP17s for the same patient ID Re-attending within 3 months - Adults	0	0	N/A	14.4%	16.5%	15.9%
% of FP17s for the same patient ID Re-attending between 3 & 9 months - Children	138	266	51.9%	57.8%	59.7%	58.1%
% of FP17s for the same patient ID Re-attending between 3 & 9 months - Adults	0	0	N/A	52.8%	53.0%	50.6%
% of FP17s for Band 1 Urgent Courses	4	212	1.9%	8.2%	9.2%	9.1%
% of FP17s Relating to Free Repair or Replacements	0	212	0.0%	1.2%	1.0%	0.8%
% of FP17s Relating to Continuations	0	212	0.0%	1.4%	1.2%	1.1%
% of Patients satisfied with the dentistry they have received	2	2	N/A	91.8%	91.6%	91.4%
% of Patients satisfied with the time they had to wait for an appointment	2	2	N/A	88.1%	88.1%	87.7%

* This is based on patients treated on this contract for their most recent course of treatment. Figures in italics indicate the base number of FP17s or Patient Questionnaire responses are less than 100. N/A is shown where the base number of responses is less than 10 during the period. % is calculated as Quantity/Base number*100

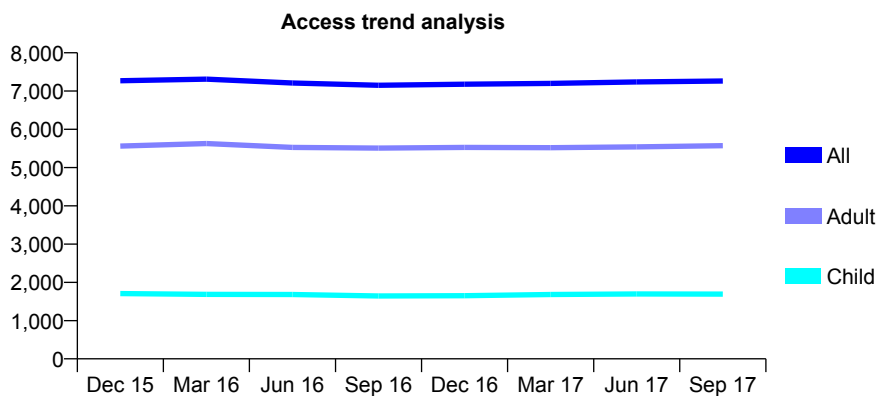
Q49 - Vital Signs At a Glance Contract Report for 235296/0001 - September 2017

Name or company name	MR RK SAJJANHAR
Contract type name	GDS Contract
Purpose of contract	General
Contract start date	01/04/2006
Contract end date	

17/18 Contracted general activity (UDA)	21,582
Carry forward general activity (UDA)	0
17/18 Contracted orthodontic activity (UOA)	0
Carry forward orthodontic activity (UOA)	0
Baseline contract value	£667,139.30

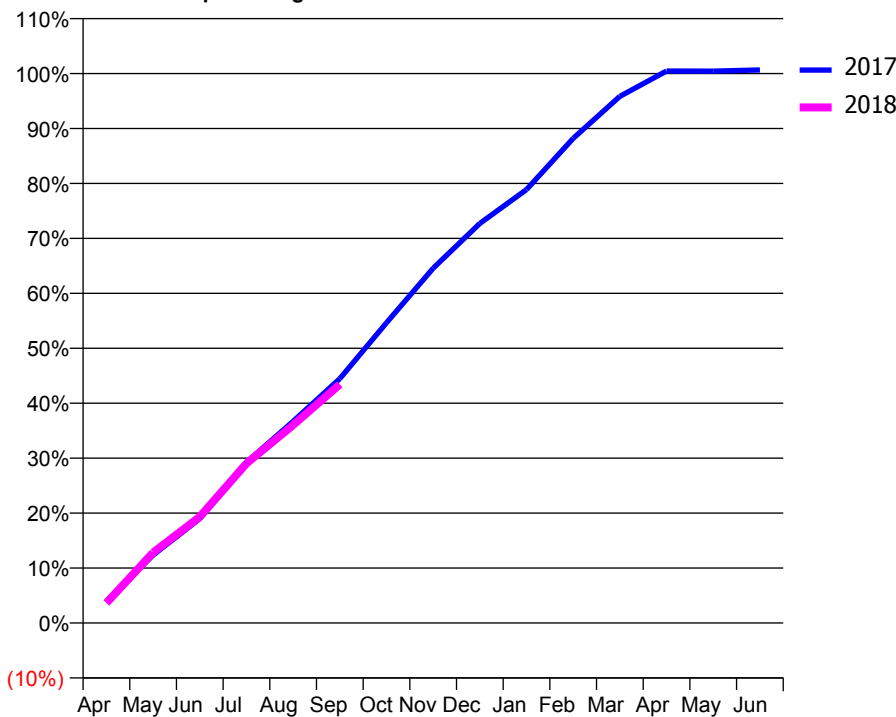
ACCESS*

Patients seen in 24 months	Total	Change since previous quarter
Quarter ending September 2016	7,152	
Quarter ending December 2016	7,180	→
Quarter ending March 2017	7,201	→
Quarter ending June 2017	7,239	→
Quarter ending September 2017	7,262	→
Variance since September 2016	1.5%	→



ACTIVITY

Cumulative percentage of contracted UDA delivered 2017 & 2018



Month	Adjusted Scheduled Activity (UDA)	
	2017	2018
April	861	788
May	2,668	2,765
June	4,096	4,169
July	6,315	6,264
August	7,923	7,775
September	9,595	9,371
October	11,794	
November	13,933	
December	15,694	
January	17,025	
February	19,034	
March	20,683	
April	21,682	
May	21,676	
June	21,722	

QUALITY

	Quantity	Base Number	Contract	AT	Region	England
% of FP17s for the same patient ID Re-attending within 3 months - Children	74	1,394	5.3%	10.7%	12.8%	11.9%
% of FP17s for the same patient ID Re-attending within 3 months - Adults	527	3,963	13.3%	14.4%	16.5%	15.9%
% of FP17s for the same patient ID Re-attending between 3 & 9 months - Children	947	1,394	67.9%	57.8%	59.7%	58.1%
% of FP17s for the same patient ID Re-attending between 3 & 9 months - Adults	2,302	3,963	58.1%	52.8%	53.0%	50.6%
% of FP17s for Band 1 Urgent Courses	341	4,849	7.0%	8.2%	9.2%	9.1%
% of FP17s Relating to Free Repair or Replacements	120	4,849	2.5%	1.2%	1.0%	0.8%
% of FP17s Relating to Continuations	31	4,849	0.6%	1.4%	1.2%	1.1%
% of Patients satisfied with the dentistry they have received	16	17	94.1%	91.8%	91.6%	91.4%
% of Patients satisfied with the time they had to wait for an appointment	14	17	82.4%	88.1%	88.1%	87.7%

* This is based on patients treated on this contract for their most recent course of treatment. Figures in italics indicate the base number of FP17s or Patient Questionnaire responses are less than 100. N/A is shown where the base number of responses is less than 10 during the period. % is calculated as Quantity/Base number*100

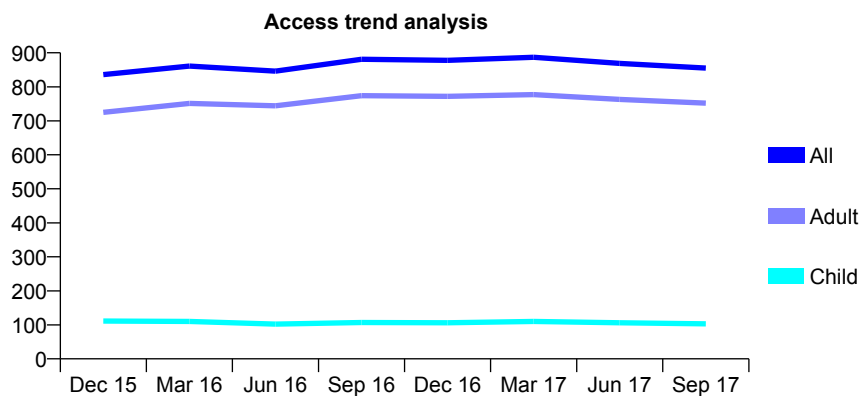
Q49 - Vital Signs At a Glance Contract Report for 237728/0001 - September 2017

Name or company name	MISS SL GOODMAN
Contract type name	GDS Contract
Purpose of contract	General
Contract start date	01/04/2006
Contract end date	

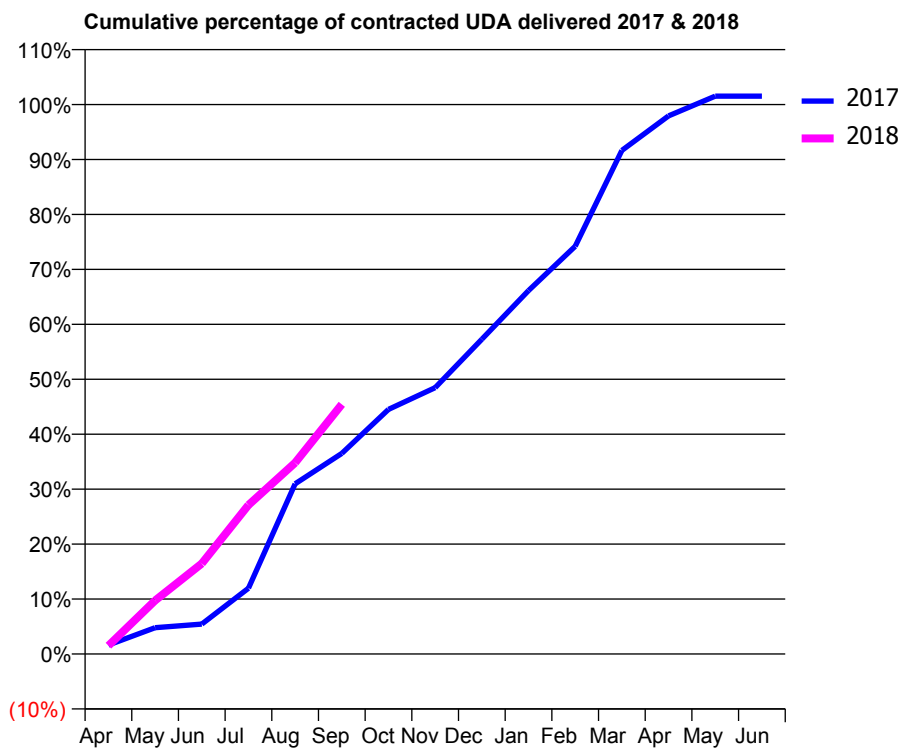
17/18 Contracted general activity (UDA)	2,425
Carry forward general activity (UDA)	-37
17/18 Contracted orthodontic activity (UOA)	0
Carry forward orthodontic activity (UOA)	0
Baseline contract value	£65,346.85

ACCESS*

Patients seen in 24 months	Total	Change since previous quarter
Quarter ending September 2016	881	
Quarter ending December 2016	878	→
Quarter ending March 2017	887	→
Quarter ending June 2017	869	↓
Quarter ending September 2017	855	↓
Variance since September 2016	(3.0%)	↓



ACTIVITY



Month	Adjusted Scheduled Activity (UDA)	
	2017	2018
April	40	37
May	116	236
June	132	399
July	291	657
August	751	844
September	885	1,102
October	1,080	
November	1,176	
December	1,389	
January	1,604	
February	1,799	
March	2,222	
April	2,375	
May	2,462	
June	2,462	

QUALITY

	Quantity	Base Number	Contract	AT	Region	England
% of FP17s for the same patient ID Re-attending within 3 months - Children	4	73	5.5%	10.7%	12.8%	11.9%
% of FP17s for the same patient ID Re-attending within 3 months - Adults	48	459	10.5%	14.4%	16.5%	15.9%
% of FP17s for the same patient ID Re-attending between 3 & 9 months - Children	33	73	45.2%	57.8%	59.7%	58.1%
% of FP17s for the same patient ID Re-attending between 3 & 9 months - Adults	256	459	55.8%	52.8%	53.0%	50.6%
% of FP17s for Band 1 Urgent Courses	19	456	4.2%	8.2%	9.2%	9.1%
% of FP17s Relating to Free Repair or Replacements	8	456	1.8%	1.2%	1.0%	0.8%
% of FP17s Relating to Continuations	6	456	1.3%	1.4%	1.2%	1.1%
% of Patients satisfied with the dentistry they have received	3	3	N/A	91.8%	91.6%	91.4%
% of Patients satisfied with the time they had to wait for an appointment	3	3	N/A	88.1%	88.1%	87.7%

* This is based on patients treated on this contract for their most recent course of treatment. Figures in italics indicate the base number of FP17s or Patient Questionnaire responses are less than 100. N/A is shown where the base number of responses is less than 10 during the period. % is calculated as Quantity/Base number*100

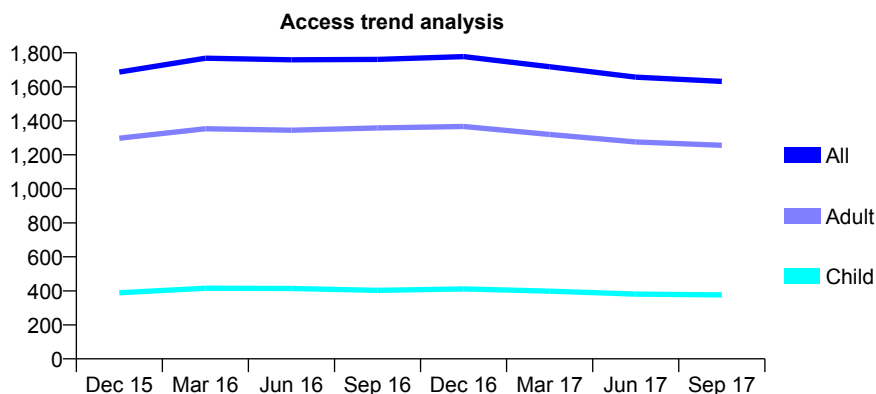
Q49 - Vital Signs At a Glance Contract Report for 243469/0002 - September 2017

Name or company name	MR PP NANA
Contract type name	GDS Contract
Purpose of contract	General
Contract start date	24/02/2014
Contract end date	

17/18 Contracted general activity (UDA)	7,000
Carry forward general activity (UDA)	186
17/18 Contracted orthodontic activity (UOA)	0
Carry forward orthodontic activity (UOA)	0
Baseline contract value	£199,458.71

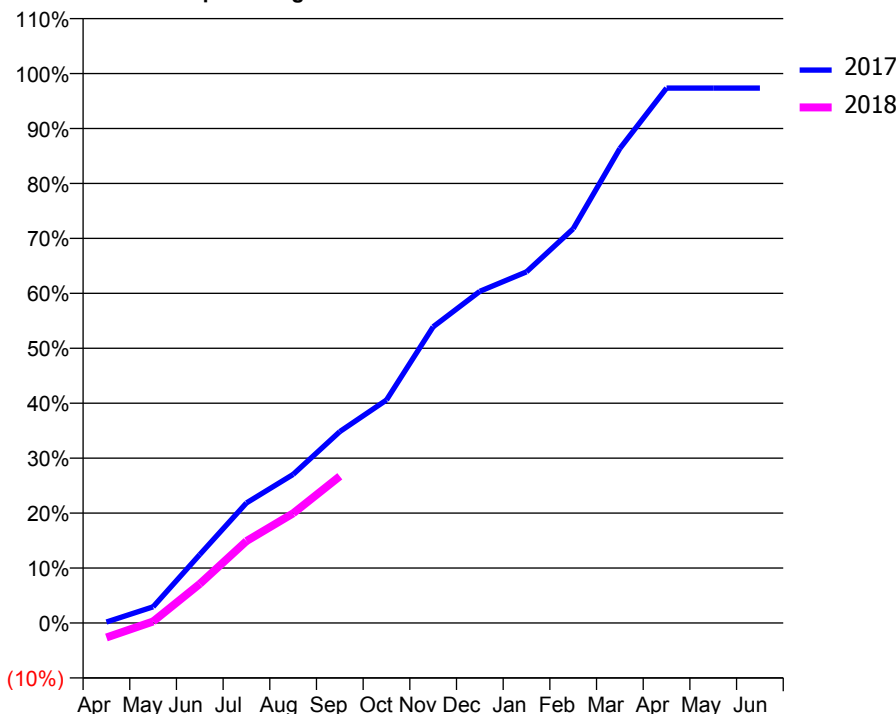
ACCESS*

Patients seen in 24 months	Total	Change since previous quarter
Quarter ending September 2016	1,761	
Quarter ending December 2016	1,778	→
Quarter ending March 2017	1,718	↓
Quarter ending June 2017	1,657	↓
Quarter ending September 2017	1,632	↓
Variance since September 2016	(7.3%)	↓



ACTIVITY

Cumulative percentage of contracted UDA delivered 2017 & 2018



Month	Adjusted Scheduled Activity (UDA)	
	2017	2018
April	13	-186
May	207	19
June	872	498
July	1,529	1,044
August	1,893	1,398
September	2,439	1,870
October	2,841	
November	3,773	
December	4,226	
January	4,474	
February	5,022	
March	6,044	
April	6,814	
May	6,814	
June	6,814	

QUALITY

	Quantity	Base Number	Contract	AT	Region	England
% of FP17s for the same patient ID Re-attending within 3 months - Children	11	214	5.1%	10.7%	12.8%	11.9%
% of FP17s for the same patient ID Re-attending within 3 months - Adults	78	695	11.2%	14.4%	16.5%	15.9%
% of FP17s for the same patient ID Re-attending between 3 & 9 months - Children	94	214	43.9%	57.8%	59.7%	58.1%
% of FP17s for the same patient ID Re-attending between 3 & 9 months - Adults	345	695	49.6%	52.8%	53.0%	50.6%
% of FP17s for Band 1 Urgent Courses	0	776	0.0%	8.2%	9.2%	9.1%
% of FP17s Relating to Free Repair or Replacements	0	776	0.0%	1.2%	1.0%	0.8%
% of FP17s Relating to Continuations	26	776	3.4%	1.4%	1.2%	1.1%
% of Patients satisfied with the dentistry they have received	10	11	90.9%	91.8%	91.6%	91.4%
% of Patients satisfied with the time they had to wait for an appointment	11	11	100.0%	88.1%	88.1%	87.7%

* This is based on patients treated on this contract for their most recent course of treatment. Figures in italics indicate the base number of FP17s or Patient Questionnaire responses are less than 100. N/A is shown where the base number of responses is less than 10 during the period. % is calculated as Quantity/Base number*100

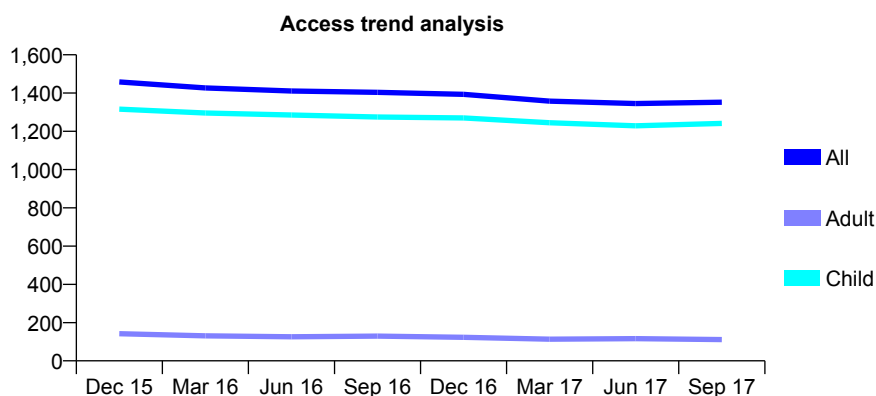
Q49 - Vital Signs At a Glance Contract Report for 245380/0001 - September 2017

Name or company name	MR JI SPEDDING
Contract type name	GDS Contract
Purpose of contract	General and Orthodontic
Contract start date	01/04/2006
Contract end date	

17/18 Contracted general activity (UDA)	4,000
Carry forward general activity (UDA)	0
17/18 Contracted orthodontic activity (UOA)	176
Carry forward orthodontic activity (UOA)	0
Baseline contract value	£100,167.71

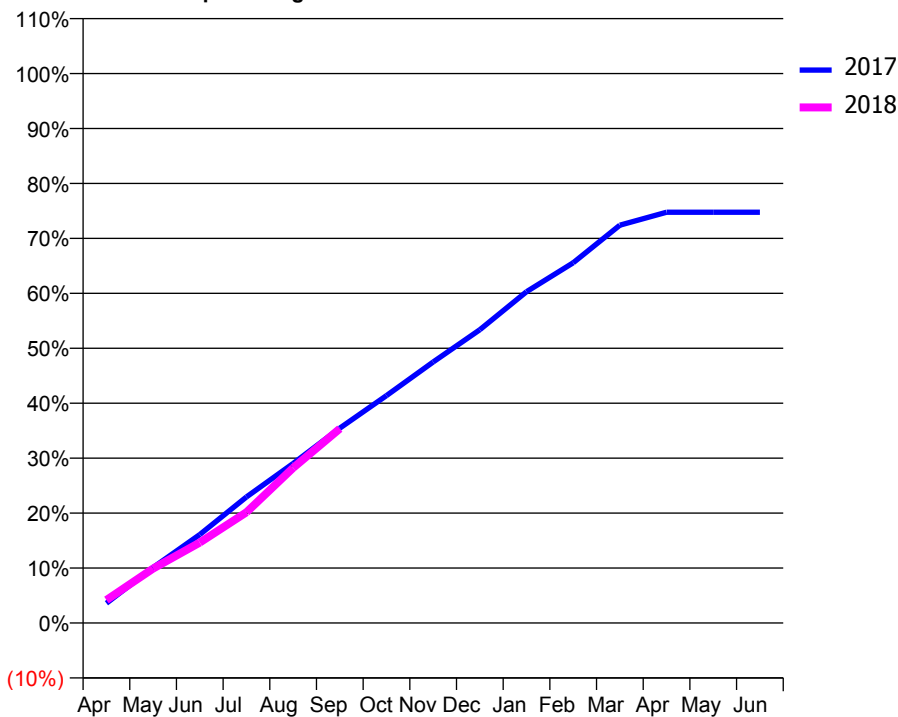
ACCESS*

Patients seen in 24 months	Total	Change since previous quarter
Quarter ending September 2016	1,404	
Quarter ending December 2016	1,393	→
Quarter ending March 2017	1,358	↓
Quarter ending June 2017	1,345	→
Quarter ending September 2017	1,352	→
Variance since September 2016	(3.7%)	↓



ACTIVITY

Cumulative percentage of contracted UDA delivered 2017 & 2018



Adjusted Scheduled Activity (UDA)

Month	2017	2018
April	144	167
May	404	397
June	644	585
July	918	806
August	1,162	1,130
September	1,418	1,415
October	1,656	
November	1,900	
December	2,135	
January	2,411	
February	2,622	
March	2,896	
April	2,991	
May	2,991	
June	2,991	

QUALITY

	Quantity	Base Number	Contract	AT	Region	England
% of FP17s for the same patient ID Re-attending within 3 months - Children	61	1,123	5.4%	10.7%	12.8%	11.9%
% of FP17s for the same patient ID Re-attending within 3 months - Adults	0	0	N/A	14.4%	16.5%	15.9%
% of FP17s for the same patient ID Re-attending between 3 & 9 months - Children	901	1,123	80.2%	57.8%	59.7%	58.1%
% of FP17s for the same patient ID Re-attending between 3 & 9 months - Adults	0	0	N/A	52.8%	53.0%	50.6%
% of FP17s for Band 1 Urgent Courses	28	1,030	2.7%	8.2%	9.2%	9.1%
% of FP17s Relating to Free Repair or Replacements	0	1,030	0.0%	1.2%	1.0%	0.8%
% of FP17s Relating to Continuations	0	1,030	0.0%	1.4%	1.2%	1.1%
% of Patients satisfied with the dentistry they have received	1	1	N/A	91.8%	91.6%	91.4%
% of Patients satisfied with the time they had to wait for an appointment	1	1	N/A	88.1%	88.1%	87.7%

* This is based on patients treated on this contract for their most recent course of treatment. Figures in italics indicate the base number of FP17s or Patient Questionnaire responses are less than 100. N/A is shown where the base number of responses is less than 10 during the period. % is calculated as Quantity/Base number*100

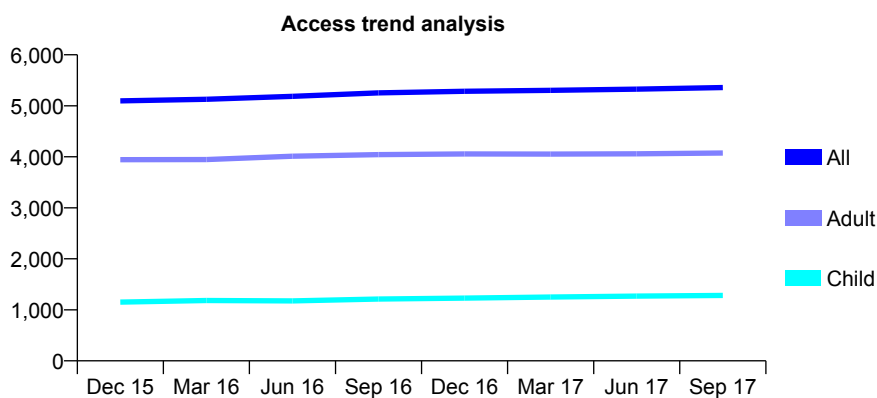
Q49 - Vital Signs At a Glance Contract Report for 275786/0005 - September 2017

Name or company name	MR MA QURAISHI
Contract type name	GDS Contract
Purpose of contract	General
Contract start date	01/11/2010
Contract end date	

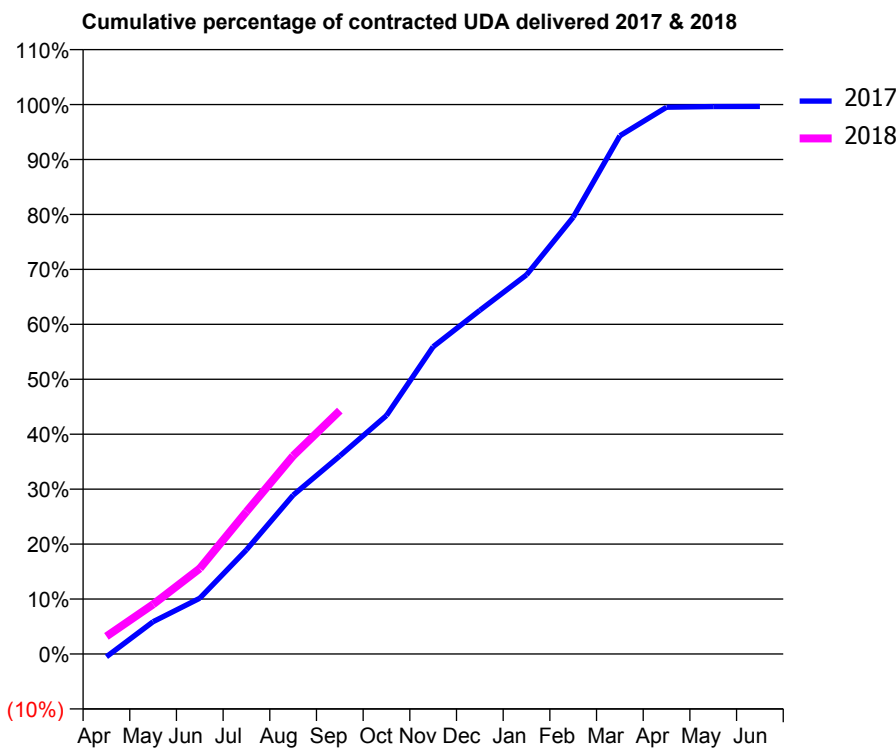
17/18 Contracted general activity (UDA)	21,309
Carry forward general activity (UDA)	76
17/18 Contracted orthodontic activity (UOA)	0
Carry forward orthodontic activity (UOA)	0
Baseline contract value	£480,226.02

ACCESS*

Patients seen in 24 months	Total	Change since previous quarter
Quarter ending September 2016	5,253	
Quarter ending December 2016	5,285	→
Quarter ending March 2017	5,304	→
Quarter ending June 2017	5,328	→
Quarter ending September 2017	5,358	→
Variance since September 2016	2.0%	→



ACTIVITY



Month	Adjusted Scheduled Activity (UDA)	
	2017	2018
April	-112	685
May	1,254	1,925
June	2,164	3,319
July	4,040	5,521
August	6,163	7,688
September	7,683	9,442
October	9,248	
November	11,916	
December	13,328	
January	14,706	
February	16,938	
March	20,096	
April	21,203	
May	21,232	
June	21,233	

QUALITY

	Quantity	Base Number	Contract	AT	Region	England
% of FP17s for the same patient ID Re-attending within 3 months - Children	57	983	5.8%	10.7%	12.8%	11.9%
% of FP17s for the same patient ID Re-attending within 3 months - Adults	375	2,613	14.4%	14.4%	16.5%	15.9%
% of FP17s for the same patient ID Re-attending between 3 & 9 months - Children	585	983	59.5%	57.8%	59.7%	58.1%
% of FP17s for the same patient ID Re-attending between 3 & 9 months - Adults	1,408	2,613	53.9%	52.8%	53.0%	50.6%
% of FP17s for Band 1 Urgent Courses	283	3,256	8.7%	8.2%	9.2%	9.1%
% of FP17s Relating to Free Repair or Replacements	35	3,256	1.1%	1.2%	1.0%	0.8%
% of FP17s Relating to Continuations	18	3,256	0.6%	1.4%	1.2%	1.1%
% of Patients satisfied with the dentistry they have received	15	17	88.2%	91.8%	91.6%	91.4%
% of Patients satisfied with the time they had to wait for an appointment	14	17	82.4%	88.1%	88.1%	87.7%

* This is based on patients treated on this contract for their most recent course of treatment. Figures in italics indicate the base number of FP17s or Patient Questionnaire responses are less than 100. N/A is shown where the base number of responses is less than 10 during the period. % is calculated as Quantity/Base number*100

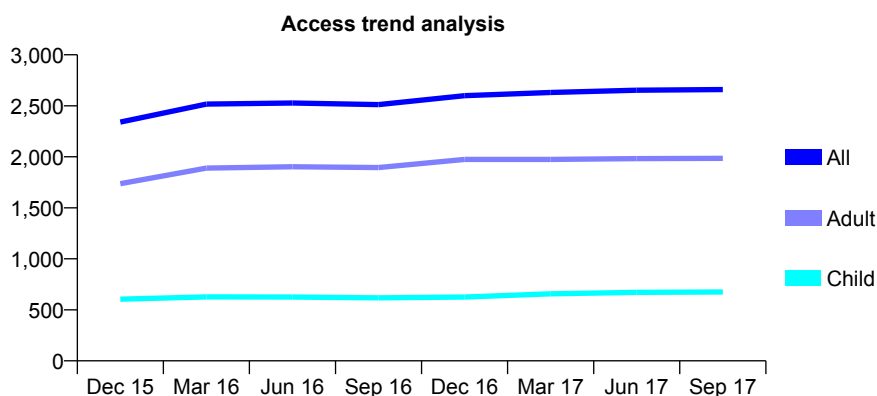
Q49 - Vital Signs At a Glance Contract Report for 275786/0006 - September 2017

Name or company name	MR MA QURAISHI
Contract type name	GDS Contract
Purpose of contract	General
Contract start date	01/07/2011
Contract end date	

17/18 Contracted general activity (UDA)	10,507
Carry forward general activity (UDA)	344
17/18 Contracted orthodontic activity (UOA)	0
Carry forward orthodontic activity (UOA)	0
Baseline contract value	£232,532.40

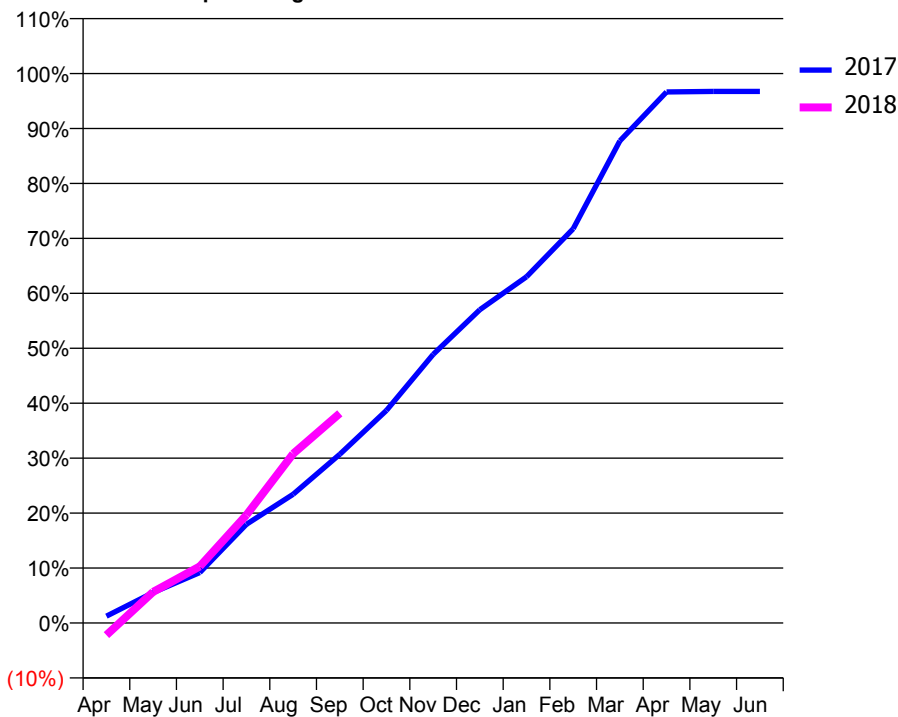
ACCESS*

Patients seen in 24 months	Total	Change since previous quarter
Quarter ending September 2016	2,512	
Quarter ending December 2016	2,599	↑
Quarter ending March 2017	2,631	→
Quarter ending June 2017	2,653	→
Quarter ending September 2017	2,660	→
Variance since September 2016	5.9%	↑



ACTIVITY

Cumulative percentage of contracted UDA delivered 2017 & 2018



Month	Adjusted Scheduled Activity (UDA)	
	2017	2018
April	131	-232
May	583	596
June	965	1,082
July	1,888	2,067
August	2,461	3,238
September	3,228	4,009
October	4,065	
November	5,137	
December	5,991	
January	6,620	
February	7,538	
March	9,217	
April	10,155	
May	10,163	
June	10,163	

QUALITY

	Quantity	Base Number	Contract	AT	Region	England
% of FP17s for the same patient ID Re-attending within 3 months - Children	27	482	5.6%	10.7%	12.8%	11.9%
% of FP17s for the same patient ID Re-attending within 3 months - Adults	239	1,369	17.5%	14.4%	16.5%	15.9%
% of FP17s for the same patient ID Re-attending between 3 & 9 months - Children	289	482	60.0%	57.8%	59.7%	58.1%
% of FP17s for the same patient ID Re-attending between 3 & 9 months - Adults	696	1,369	50.8%	52.8%	53.0%	50.6%
% of FP17s for Band 1 Urgent Courses	185	1,580	11.7%	8.2%	9.2%	9.1%
% of FP17s Relating to Free Repair or Replacements	21	1,580	1.3%	1.2%	1.0%	0.8%
% of FP17s Relating to Continuations	13	1,580	0.8%	1.4%	1.2%	1.1%
% of Patients satisfied with the dentistry they have received	6	7	N/A	91.8%	91.6%	91.4%
% of Patients satisfied with the time they had to wait for an appointment	7	7	N/A	88.1%	88.1%	87.7%

* This is based on patients treated on this contract for their most recent course of treatment. Figures in italics indicate the base number of FP17s or Patient Questionnaire responses are less than 100. N/A is shown where the base number of responses is less than 10 during the period. % is calculated as Quantity/Base number*100

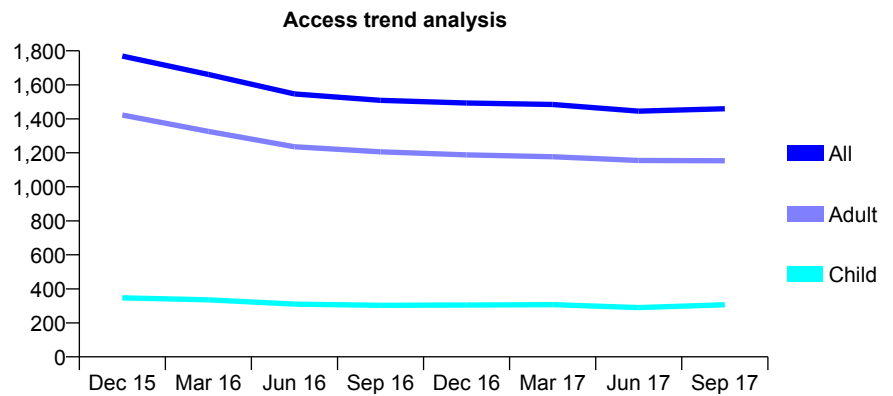
Q49 - Vital Signs At a Glance Contract Report for 275786/0007 - September 2017

Name or company name	MR MA QURAISHI
Contract type name	GDS Contract
Purpose of contract	General
Contract start date	16/12/2013
Contract end date	

17/18 Contracted general activity (UDA)	7,281
Carry forward general activity (UDA)	0
17/18 Contracted orthodontic activity (UOA)	0
Carry forward orthodontic activity (UOA)	0
Baseline contract value	£193,272.16

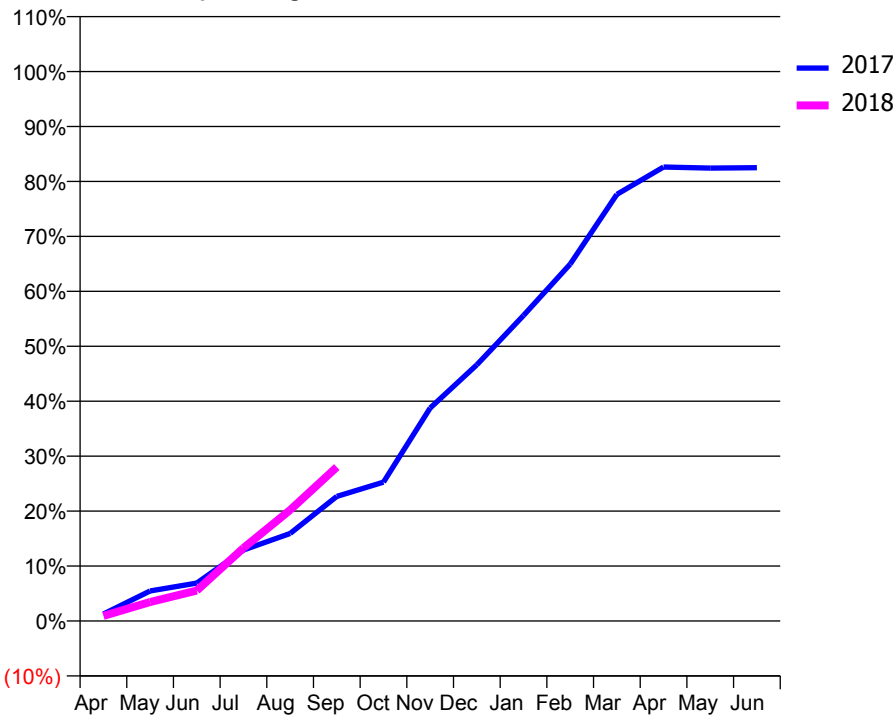
ACCESS*

Patients seen in 24 months	Total	Change since previous quarter
Quarter ending September 2016	1,509	
Quarter ending December 2016	1,493	↓
Quarter ending March 2017	1,484	→
Quarter ending June 2017	1,445	↓
Quarter ending September 2017	1,459	→
Variance since September 2016	(3.3%)	↓



ACTIVITY

Cumulative percentage of contracted UDA delivered 2017 & 2018



Month	Adjusted Scheduled Activity (UDA)	
	2017	2018
April	93	68
May	399	253
June	502	404
July	941	967
August	1,161	1,470
September	1,651	2,039
October	1,840	
November	2,822	
December	3,395	
January	4,049	
February	4,728	
March	5,652	
April	6,016	
May	6,002	
June	6,006	

QUALITY

	Quantity	Base Number	Contract	AT	Region	England
% of FP17s for the same patient ID Re-attending within 3 months - Children	18	195	9.2%	10.7%	12.8%	11.9%
% of FP17s for the same patient ID Re-attending within 3 months - Adults	120	669	17.9%	14.4%	16.5%	15.9%
% of FP17s for the same patient ID Re-attending between 3 & 9 months - Children	87	195	44.6%	57.8%	59.7%	58.1%
% of FP17s for the same patient ID Re-attending between 3 & 9 months - Adults	311	669	46.5%	52.8%	53.0%	50.6%
% of FP17s for Band 1 Urgent Courses	73	674	10.8%	8.2%	9.2%	9.1%
% of FP17s Relating to Free Repair or Replacements	20	674	3.0%	1.2%	1.0%	0.8%
% of FP17s Relating to Continuations	13	674	1.9%	1.4%	1.2%	1.1%
% of Patients satisfied with the dentistry they have received	4	5	N/A	91.8%	91.6%	91.4%
% of Patients satisfied with the time they had to wait for an appointment	5	5	N/A	88.1%	88.1%	87.7%

* This is based on patients treated on this contract for their most recent course of treatment. Figures in italics indicate the base number of FP17s or Patient Questionnaire responses are less than 100. N/A is shown where the base number of responses is less than 10 during the period. % is calculated as Quantity/Base number*100

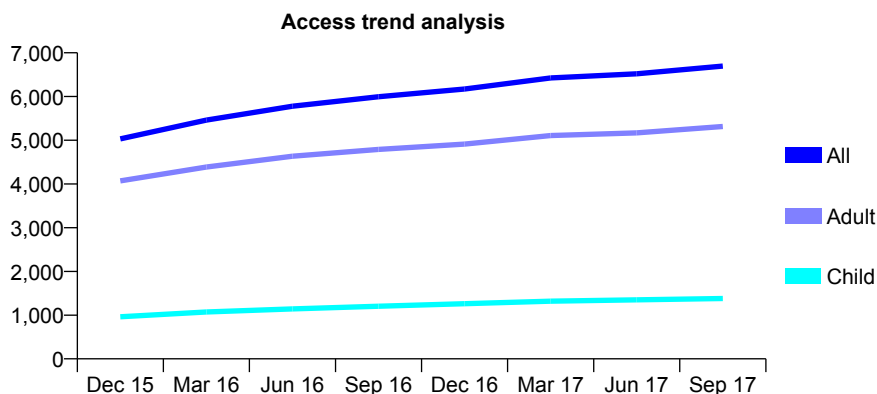
Q49 - Vital Signs At a Glance Contract Report for 303194/0003 - September 2017

Name or company name	MR AA WAUGH
Contract type name	GDS Contract
Purpose of contract	General
Contract start date	01/06/2014
Contract end date	

17/18 Contracted general activity (UDA)	21,177
Carry forward general activity (UDA)	0
17/18 Contracted orthodontic activity (UOA)	0
Carry forward orthodontic activity (UOA)	0
Baseline contract value	£470,644.87

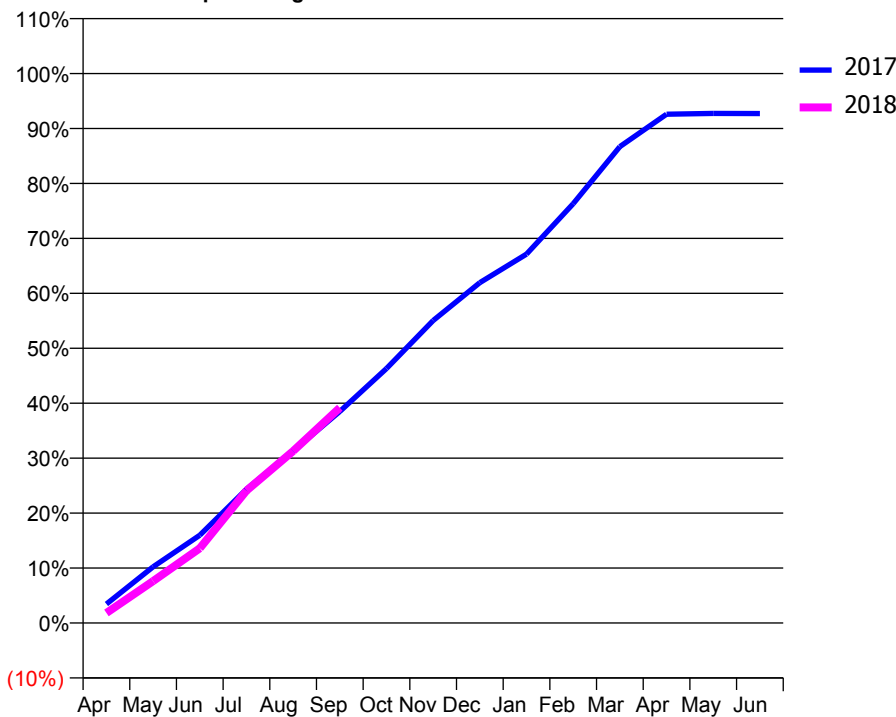
ACCESS*

Patients seen in 24 months	Total	Change since previous quarter
Quarter ending September 2016	5,994	
Quarter ending December 2016	6,172	↑
Quarter ending March 2017	6,426	↑
Quarter ending June 2017	6,519	→
Quarter ending September 2017	6,697	↑
Variance since September 2016	11.7%	↑



ACTIVITY

Cumulative percentage of contracted UDA delivered 2017 & 2018



Month	Adjusted Scheduled Activity (UDA)	
	2017	2018
April	733	387
May	2,164	1,618
June	3,385	2,880
July	5,155	5,101
August	6,630	6,625
September	8,152	8,296
October	9,807	
November	11,656	
December	13,118	
January	14,216	
February	16,159	
March	18,358	
April	19,606	
May	19,637	
June	19,631	

QUALITY

	Quantity	Base Number	Contract	AT	Region	England
% of FP17s for the same patient ID Re-attending within 3 months - Children	35	822	4.3%	10.7%	12.8%	11.9%
% of FP17s for the same patient ID Re-attending within 3 months - Adults	294	2,857	10.3%	14.4%	16.5%	15.9%
% of FP17s for the same patient ID Re-attending between 3 & 9 months - Children	420	822	51.1%	57.8%	59.7%	58.1%
% of FP17s for the same patient ID Re-attending between 3 & 9 months - Adults	1,245	2,857	43.6%	52.8%	53.0%	50.6%
% of FP17s for Band 1 Urgent Courses	97	3,258	3.0%	8.2%	9.2%	9.1%
% of FP17s Relating to Free Repair or Replacements	24	3,258	0.7%	1.2%	1.0%	0.8%
% of FP17s Relating to Continuations	74	3,258	2.3%	1.4%	1.2%	1.1%
% of Patients satisfied with the dentistry they have received	3	4	N/A	91.8%	91.6%	91.4%
% of Patients satisfied with the time they had to wait for an appointment	4	4	N/A	88.1%	88.1%	87.7%

* This is based on patients treated on this contract for their most recent course of treatment. Figures in italics indicate the base number of FP17s or Patient Questionnaire responses are less than 100. N/A is shown where the base number of responses is less than 10 during the period. % is calculated as Quantity/Base number*100

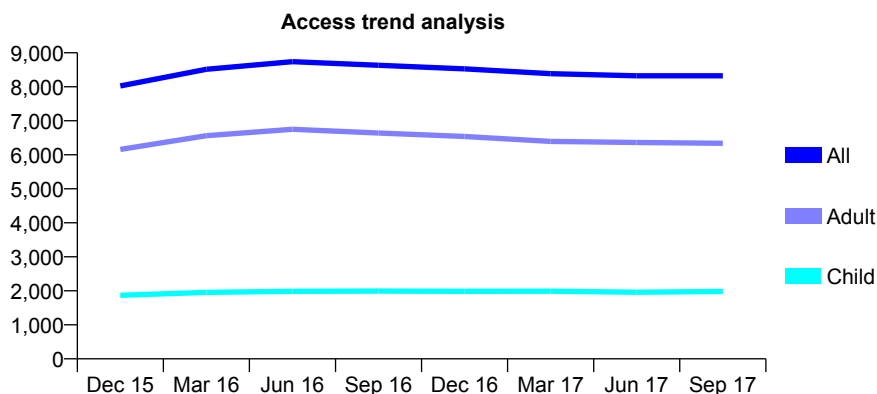
Q49 - Vital Signs At a Glance Contract Report for 303194/0004 - September 2017

Name or company name	MR AA WAUGH
Contract type name	GDS Contract
Purpose of contract	General
Contract start date	01/06/2014
Contract end date	

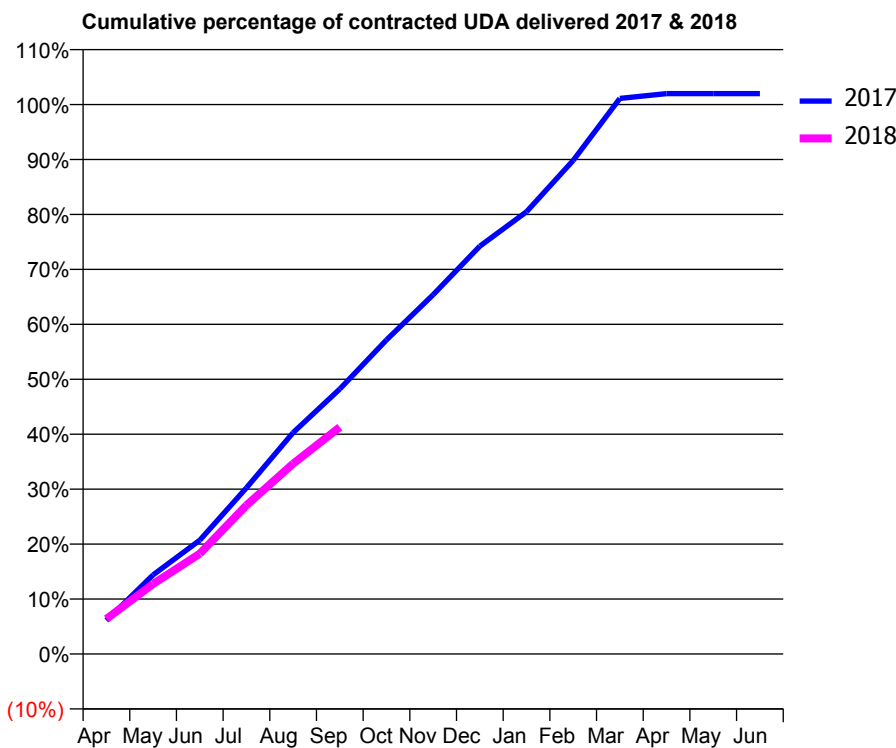
17/18 Contracted general activity (UDA)	29,358
Carry forward general activity (UDA)	-458
17/18 Contracted orthodontic activity (UOA)	0
Carry forward orthodontic activity (UOA)	0
Baseline contract value	£706,223.82

ACCESS*

Patients seen in 24 months	Total	Change since previous quarter
Quarter ending September 2016	8,634	
Quarter ending December 2016	8,527	↓
Quarter ending March 2017	8,385	↓
Quarter ending June 2017	8,322	→
Quarter ending September 2017	8,325	→
Variance since September 2016	(3.6%)	↓



ACTIVITY



Month	Adjusted Scheduled Activity (UDA)	
	2017	2018
April	1,409	1,880
May	3,319	3,747
June	4,771	5,360
July	6,973	7,947
August	9,289	10,171
September	11,118	12,124
October	13,175	
November	15,073	
December	17,108	
January	18,547	
February	20,704	
March	23,303	
April	23,503	
May	23,506	
June	23,506	

QUALITY

	Quantity	Base Number	Contract	AT	Region	England
% of FP17s for the same patient ID Re-attending within 3 months - Children	61	1,281	4.8%	10.7%	12.8%	11.9%
% of FP17s for the same patient ID Re-attending within 3 months - Adults	329	3,512	9.4%	14.4%	16.5%	15.9%
% of FP17s for the same patient ID Re-attending between 3 & 9 months - Children	729	1,281	56.9%	57.8%	59.7%	58.1%
% of FP17s for the same patient ID Re-attending between 3 & 9 months - Adults	1,833	3,512	52.2%	52.8%	53.0%	50.6%
% of FP17s for Band 1 Urgent Courses	96	4,698	2.0%	8.2%	9.2%	9.1%
% of FP17s Relating to Free Repair or Replacements	38	4,698	0.8%	1.2%	1.0%	0.8%
% of FP17s Relating to Continuations	86	4,698	1.8%	1.4%	1.2%	1.1%
% of Patients satisfied with the dentistry they have received	11	12	91.7%	91.8%	91.6%	91.4%
% of Patients satisfied with the time they had to wait for an appointment	11	12	91.7%	88.1%	88.1%	87.7%

* This is based on patients treated on this contract for their most recent course of treatment. Figures in italics indicate the base number of FP17s or Patient Questionnaire responses are less than 100. N/A is shown where the base number of responses is less than 10 during the period. % is calculated as Quantity/Base number*100

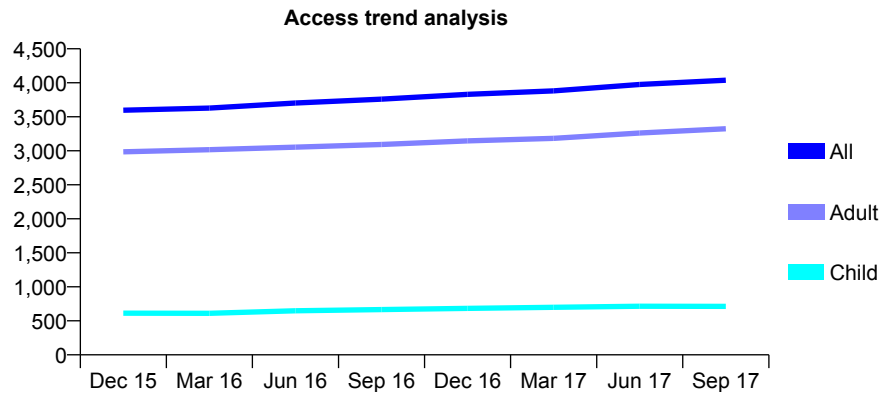
Q49 - Vital Signs At a Glance Contract Report for 306266/0001 - September 2017

Name or company name	Mr YA Nojib and Mr J Robinson
Contract type name	GDS Contract
Purpose of contract	General
Contract start date	01/04/2006
Contract end date	

17/18 Contracted general activity (UDA)	10,000
Carry forward general activity (UDA)	-160
17/18 Contracted orthodontic activity (UOA)	0
Carry forward orthodontic activity (UOA)	0
Baseline contract value	£277,056.21

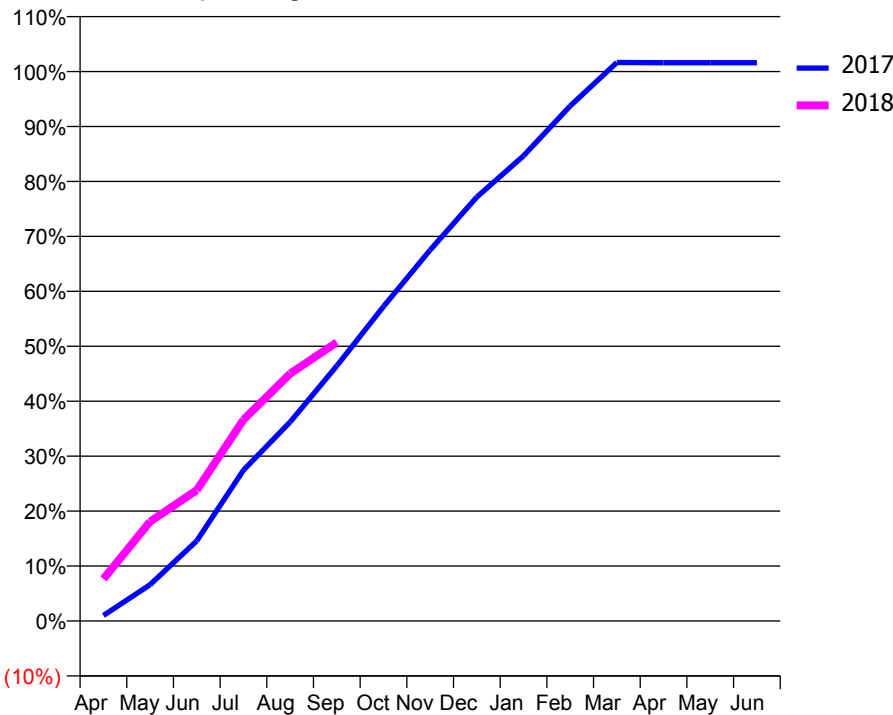
ACCESS*

Patients seen in 24 months	Total	Change since previous quarter
Quarter ending September 2016	3,759	
Quarter ending December 2016	3,830	→
Quarter ending March 2017	3,882	→
Quarter ending June 2017	3,976	↑
Quarter ending September 2017	4,038	→
Variance since September 2016	7.4%	↑



ACTIVITY

Cumulative percentage of contracted UDA delivered 2017 & 2018



Month	Adjusted Scheduled Activity (UDA)	
	2017	2018
April	100	765
May	661	1,809
June	1,459	2,381
July	2,746	3,664
August	3,622	4,503
September	4,644	5,070
October	5,723	
November	6,752	
December	7,716	
January	8,465	
February	9,373	
March	10,164	
April	10,159	
May	10,160	
June	10,160	

QUALITY

	Quantity	Base Number	Contract	AT	Region	England
% of FP17s for the same patient ID Re-attending within 3 months - Children	32	478	6.7%	10.7%	12.8%	11.9%
% of FP17s for the same patient ID Re-attending within 3 months - Adults	267	2,160	12.4%	14.4%	16.5%	15.9%
% of FP17s for the same patient ID Re-attending between 3 & 9 months - Children	274	478	57.3%	57.8%	59.7%	58.1%
% of FP17s for the same patient ID Re-attending between 3 & 9 months - Adults	1,210	2,160	56.0%	52.8%	53.0%	50.6%
% of FP17s for Band 1 Urgent Courses	227	2,640	8.6%	8.2%	9.2%	9.1%
% of FP17s Relating to Free Repair or Replacements	32	2,640	1.2%	1.2%	1.0%	0.8%
% of FP17s Relating to Continuations	55	2,640	2.1%	1.4%	1.2%	1.1%
% of Patients satisfied with the dentistry they have received	12	12	100.0%	91.8%	91.6%	91.4%
% of Patients satisfied with the time they had to wait for an appointment	11	12	91.7%	88.1%	88.1%	87.7%

* This is based on patients treated on this contract for their most recent course of treatment. Figures in italics indicate the base number of FP17s or Patient Questionnaire responses are less than 100. N/A is shown where the base number of responses is less than 10 during the period. % is calculated as Quantity/Base number*100

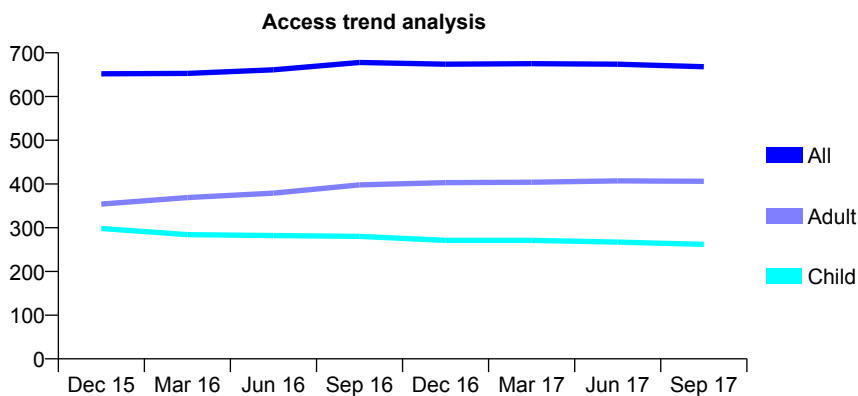
Q49 - Vital Signs At a Glance Contract Report for 309516/0001 - September 2017

Name or company name	DR ID GRIME
Contract type name	GDS Contract
Purpose of contract	General
Contract start date	01/04/2006
Contract end date	

17/18 Contracted general activity (UDA)	1,650
Carry forward general activity (UDA)	13
17/18 Contracted orthodontic activity (UOA)	0
Carry forward orthodontic activity (UOA)	0
Baseline contract value	£42,716.50

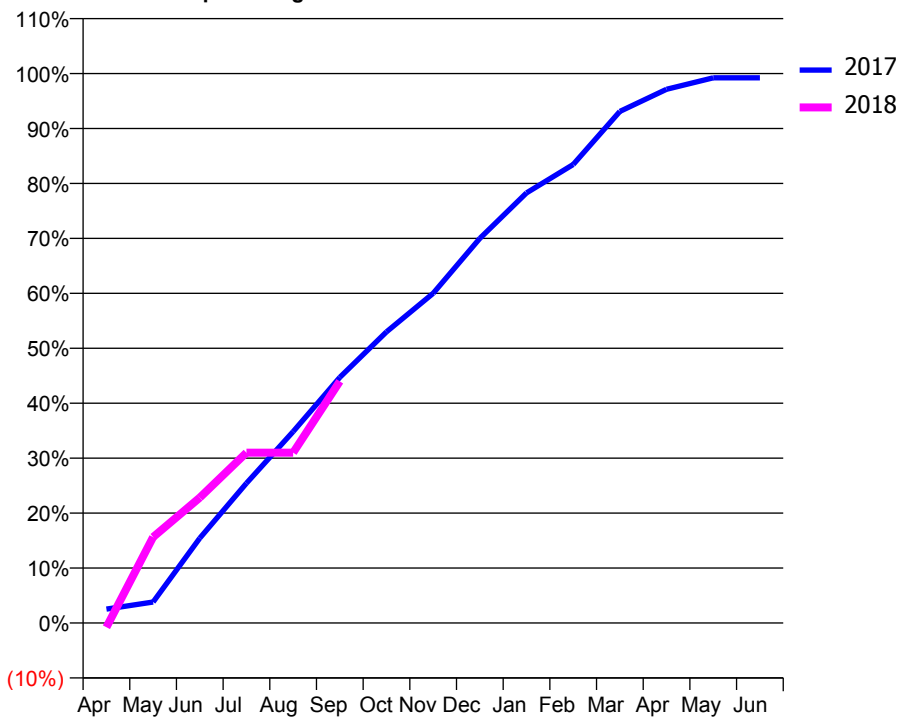
ACCESS*

Patients seen in 24 months	Total	Change since previous quarter
Quarter ending September 2016	678	
Quarter ending December 2016	674	→
Quarter ending March 2017	675	→
Quarter ending June 2017	674	→
Quarter ending September 2017	668	→
Variance since September 2016	(1.5%)	↓



ACTIVITY

Cumulative percentage of contracted UDA delivered 2017 & 2018



Month	Adjusted Scheduled Activity (UDA)	
	2017	2018
April	42	-13
May	63	258
June	255	377
July	420	512
August	575	512
September	738	726
October	874	
November	990	
December	1,155	
January	1,291	
February	1,377	
March	1,536	
April	1,603	
May	1,637	
June	1,637	

QUALITY

	Quantity	Base Number	Contract	AT	Region	England
% of FP17s for the same patient ID Re-attending within 3 months - Children	14	186	7.5%	10.7%	12.8%	11.9%
% of FP17s for the same patient ID Re-attending within 3 months - Adults	33	278	11.9%	14.4%	16.5%	15.9%
% of FP17s for the same patient ID Re-attending between 3 & 9 months - Children	121	186	65.1%	57.8%	59.7%	58.1%
% of FP17s for the same patient ID Re-attending between 3 & 9 months - Adults	181	278	65.1%	52.8%	53.0%	50.6%
% of FP17s for Band 1 Urgent Courses	18	393	4.6%	8.2%	9.2%	9.1%
% of FP17s Relating to Free Repair or Replacements	0	393	0.0%	1.2%	1.0%	0.8%
% of FP17s Relating to Continuations	5	393	1.3%	1.4%	1.2%	1.1%
% of Patients satisfied with the dentistry they have received	0	0	N/A	91.8%	91.6%	91.4%
% of Patients satisfied with the time they had to wait for an appointment	0	0	N/A	88.1%	88.1%	87.7%

* This is based on patients treated on this contract for their most recent course of treatment. Figures in italics indicate the base number of FP17s or Patient Questionnaire responses are less than 100. N/A is shown where the base number of responses is less than 10 during the period. % is calculated as Quantity/Base number*100

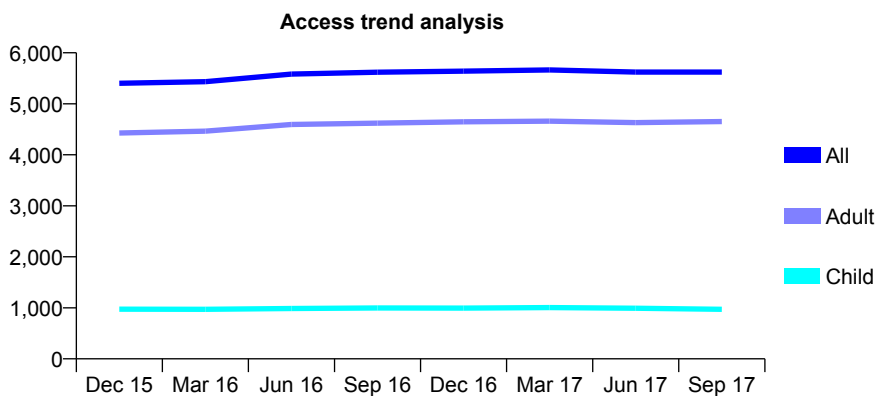
Q49 - Vital Signs At a Glance Contract Report for 320978/0001 - September 2017

Name or company name	MR SL MCKENZIE
Contract type name	GDS Contract
Purpose of contract	General and Orthodontic
Contract start date	01/04/2006
Contract end date	

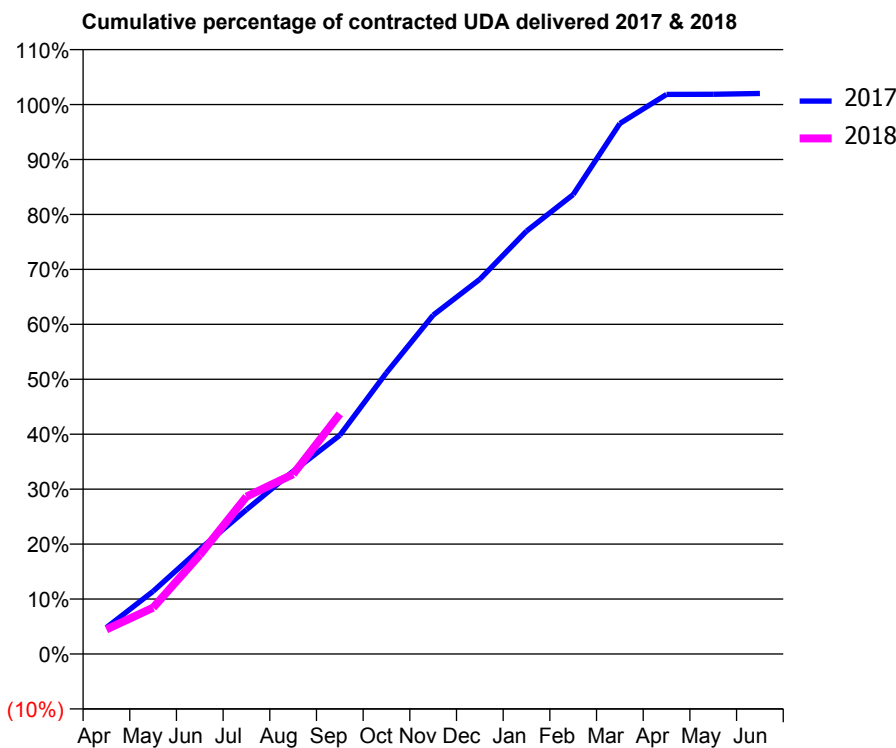
17/18 Contracted general activity (UDA)	13,427
Carry forward general activity (UDA)	-262
17/18 Contracted orthodontic activity (UOA)	0
Carry forward orthodontic activity (UOA)	0
Baseline contract value	£394,384.61

ACCESS*

Patients seen in 24 months	Total	Change since previous quarter
Quarter ending September 2016	5,619	
Quarter ending December 2016	5,640	→
Quarter ending March 2017	5,665	→
Quarter ending June 2017	5,623	→
Quarter ending September 2017	5,621	→
Variance since September 2016	0.0%	→



ACTIVITY



Month	Adjusted Scheduled Activity (UDA)	
	2017	2018
April	632	602
May	1,493	1,134
June	2,494	2,420
July	3,437	3,845
August	4,352	4,395
September	5,210	5,868
October	6,698	
November	8,072	
December	8,927	
January	10,072	
February	10,941	
March	12,636	
April	13,327	
May	13,329	
June	13,350	

QUALITY

	Quantity	Base Number	Contract	AT	Region	England
% of FP17s for the same patient ID Re-attending within 3 months - Children	58	689	8.4%	10.7%	12.8%	11.9%
% of FP17s for the same patient ID Re-attending within 3 months - Adults	635	3,179	20.0%	14.4%	16.5%	15.9%
% of FP17s for the same patient ID Re-attending between 3 & 9 months - Children	403	689	58.5%	57.8%	59.7%	58.1%
% of FP17s for the same patient ID Re-attending between 3 & 9 months - Adults	1,535	3,179	48.3%	52.8%	53.0%	50.6%
% of FP17s for Band 1 Urgent Courses	389	3,185	12.2%	8.2%	9.2%	9.1%
% of FP17s Relating to Free Repair or Replacements	15	3,185	0.5%	1.2%	1.0%	0.8%
% of FP17s Relating to Continuations	48	3,185	1.5%	1.4%	1.2%	1.1%
% of Patients satisfied with the dentistry they have received	85	90	94.4%	91.8%	91.6%	91.4%
% of Patients satisfied with the time they had to wait for an appointment	81	90	90.0%	88.1%	88.1%	87.7%

* This is based on patients treated on this contract for their most recent course of treatment. Figures in italics indicate the base number of FP17s or Patient Questionnaire responses are less than 100. N/A is shown where the base number of responses is less than 10 during the period. % is calculated as Quantity/Base number*100

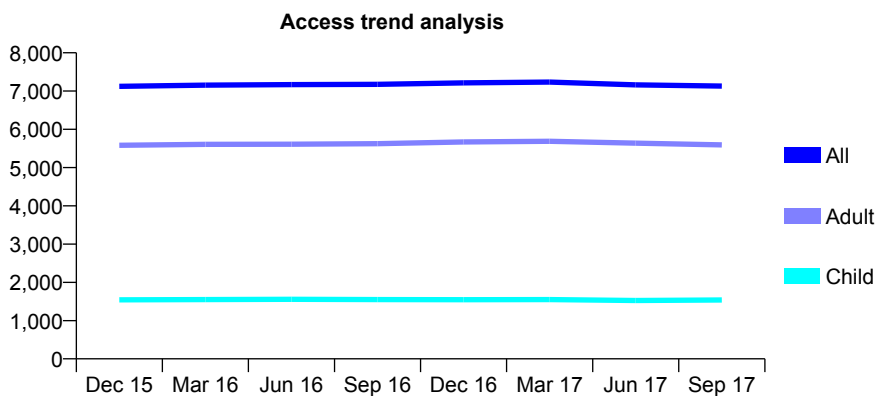
Q49 - Vital Signs At a Glance Contract Report for 324604/0001 - September 2017

Name or company name	MR MG HAILS
Contract type name	GDS Contract
Purpose of contract	General and Orthodontic
Contract start date	01/04/2006
Contract end date	

17/18 Contracted general activity (UDA)	19,114
Carry forward general activity (UDA)	0
17/18 Contracted orthodontic activity (UOA)	119
Carry forward orthodontic activity (UOA)	0
Baseline contract value	£448,682.61

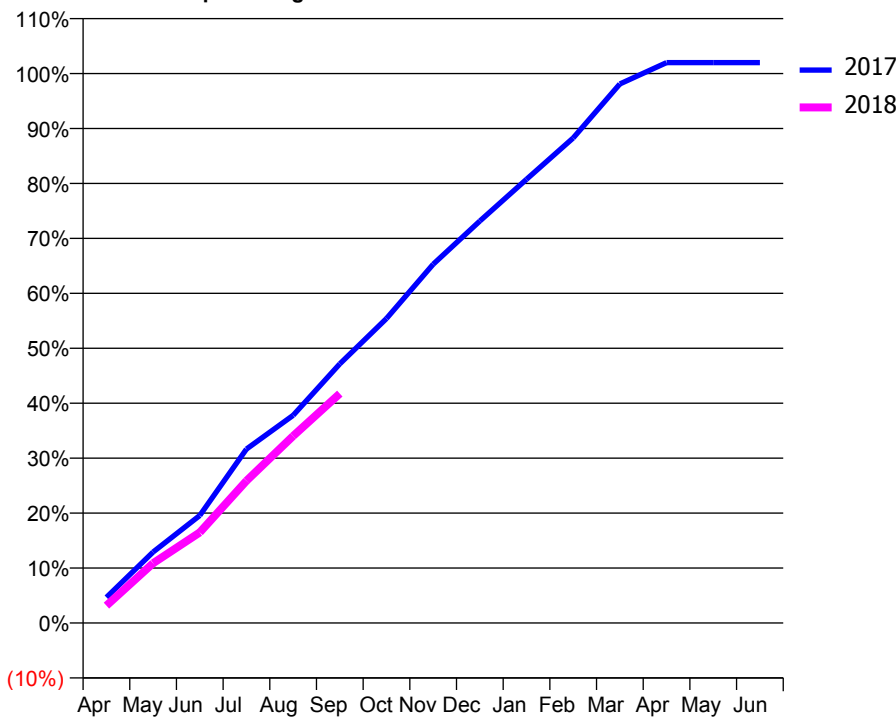
ACCESS*

Patients seen in 24 months	Total	Change since previous quarter
Quarter ending September 2016	7,176	
Quarter ending December 2016	7,214	→
Quarter ending March 2017	7,236	→
Quarter ending June 2017	7,162	↓
Quarter ending September 2017	7,131	→
Variance since September 2016	(0.6%)	→



ACTIVITY

Cumulative percentage of contracted UDA delivered 2017 & 2018



Month	Adjusted Scheduled Activity (UDA)	
	2017	2018
April	894	603
May	2,471	2,078
June	3,741	3,152
July	6,049	4,947
August	7,224	6,507
September	9,014	7,979
October	10,594	
November	12,477	
December	13,984	
January	15,434	
February	16,871	
March	18,748	
April	19,493	
May	19,494	
June	19,494	

QUALITY

	Quantity	Base Number	Contract	AT	Region	England
% of FP17s for the same patient ID Re-attending within 3 months - Children	43	916	4.7%	10.7%	12.8%	11.9%
% of FP17s for the same patient ID Re-attending within 3 months - Adults	381	3,168	12.0%	14.4%	16.5%	15.9%
% of FP17s for the same patient ID Re-attending between 3 & 9 months - Children	521	916	56.9%	57.8%	59.7%	58.1%
% of FP17s for the same patient ID Re-attending between 3 & 9 months - Adults	1,671	3,168	52.7%	52.8%	53.0%	50.6%
% of FP17s for Band 1 Urgent Courses	217	3,742	5.8%	8.2%	9.2%	9.1%
% of FP17s Relating to Free Repair or Replacements	19	3,742	0.5%	1.2%	1.0%	0.8%
% of FP17s Relating to Continuations	77	3,742	2.1%	1.4%	1.2%	1.1%
% of Patients satisfied with the dentistry they have received	14	14	100.0%	91.8%	91.6%	91.4%
% of Patients satisfied with the time they had to wait for an appointment	14	14	100.0%	88.1%	88.1%	87.7%

* This is based on patients treated on this contract for their most recent course of treatment. Figures in italics indicate the base number of FP17s or Patient Questionnaire responses are less than 100. N/A is shown where the base number of responses is less than 10 during the period. % is calculated as Quantity/Base number*100

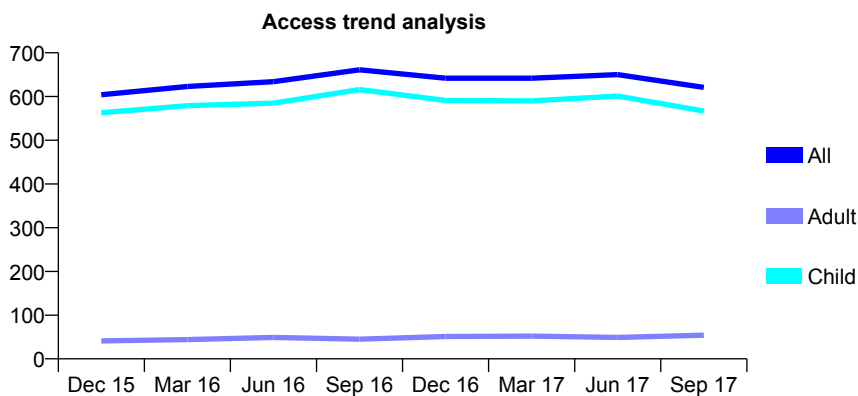
Q49 - Vital Signs At a Glance Contract Report for 326976/0001 - September 2017

Name or company name	MR RA HELLEN
Contract type name	GDS Contract
Purpose of contract	General
Contract start date	01/04/2006
Contract end date	

17/18 Contracted general activity (UDA)	1,300
Carry forward general activity (UDA)	-26
17/18 Contracted orthodontic activity (UOA)	0
Carry forward orthodontic activity (UOA)	0
Baseline contract value	£31,409.59

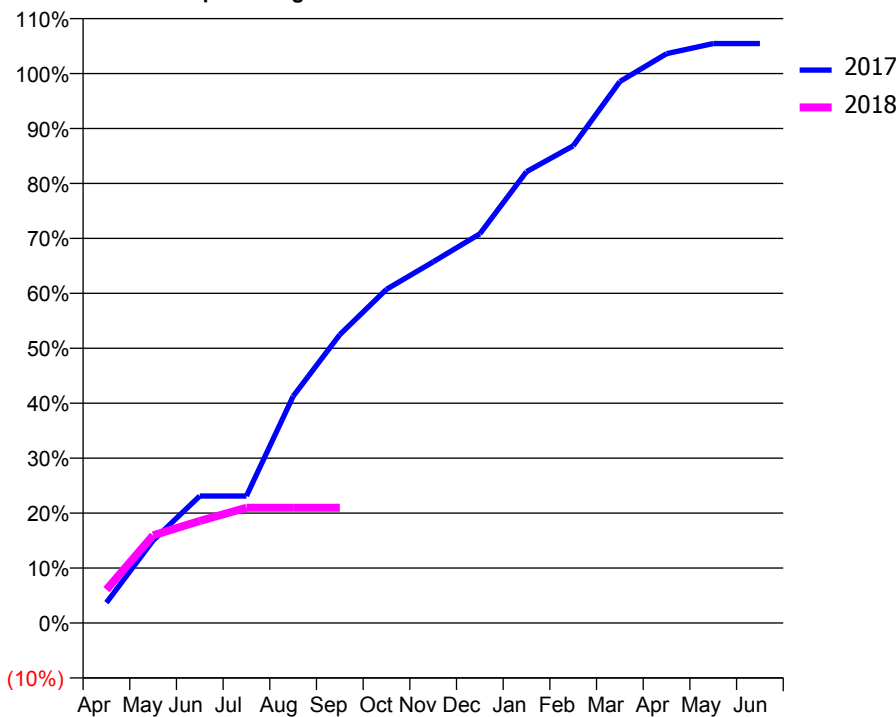
ACCESS*

Patients seen in 24 months	Total	Change since previous quarter
Quarter ending September 2016	661	
Quarter ending December 2016	642	↓
Quarter ending March 2017	642	→
Quarter ending June 2017	650	→
Quarter ending September 2017	621	↓
Variance since September 2016	(6.1%)	↓



ACTIVITY

Cumulative percentage of contracted UDA delivered 2017 & 2018



Adjusted Scheduled Activity (UDA)

Month	2017	2018
April	48	79
May	195	207
June	301	241
July	301	273
August	536	273
September	682	273
October	790	
November	855	
December	921	
January	1,068	
February	1,129	
March	1,281	
April	1,347	
May	1,371	
June	1,371	

QUALITY

	Quantity	Base Number	Contract	AT	Region	England
% of FP17s for the same patient ID Re-attending within 3 months - Children	26	224	11.6%	10.7%	12.8%	11.9%
% of FP17s for the same patient ID Re-attending within 3 months - Adults	0	0	N/A	14.4%	16.5%	15.9%
% of FP17s for the same patient ID Re-attending between 3 & 9 months - Children	122	224	54.5%	57.8%	59.7%	58.1%
% of FP17s for the same patient ID Re-attending between 3 & 9 months - Adults	0	0	N/A	52.8%	53.0%	50.6%
% of FP17s for Band 1 Urgent Courses	3	188	1.6%	8.2%	9.2%	9.1%
% of FP17s Relating to Free Repair or Replacements	0	188	0.0%	1.2%	1.0%	0.8%
% of FP17s Relating to Continuations	7	188	3.7%	1.4%	1.2%	1.1%
% of Patients satisfied with the dentistry they have received	0	0	N/A	91.8%	91.6%	91.4%
% of Patients satisfied with the time they had to wait for an appointment	0	0	N/A	88.1%	88.1%	87.7%

* This is based on patients treated on this contract for their most recent course of treatment. Figures in italics indicate the base number of FP17s or Patient Questionnaire responses are less than 100. N/A is shown where the base number of responses is less than 10 during the period. % is calculated as Quantity/Base number*100

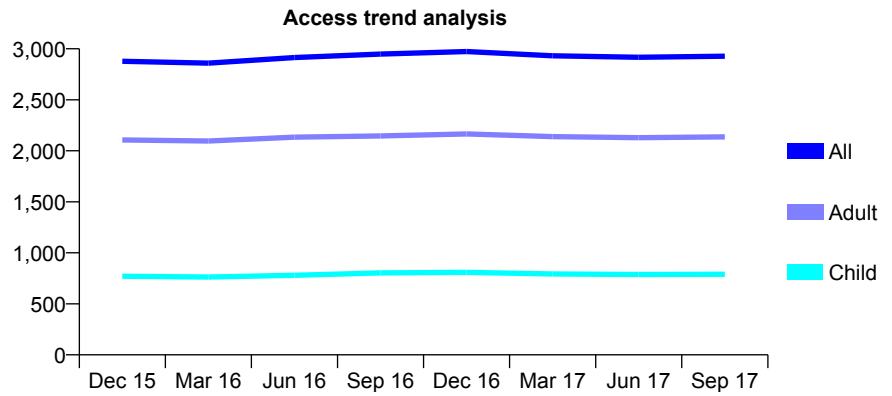
Q49 - Vital Signs At a Glance Contract Report for 327646/0001 - September 2017

Name or company name	MR TW CHEUNG
Contract type name	GDS Contract
Purpose of contract	General
Contract start date	01/04/2006
Contract end date	

17/18 Contracted general activity (UDA)	12,362
Carry forward general activity (UDA)	0
17/18 Contracted orthodontic activity (UOA)	0
Carry forward orthodontic activity (UOA)	0
Baseline contract value	£292,313.10

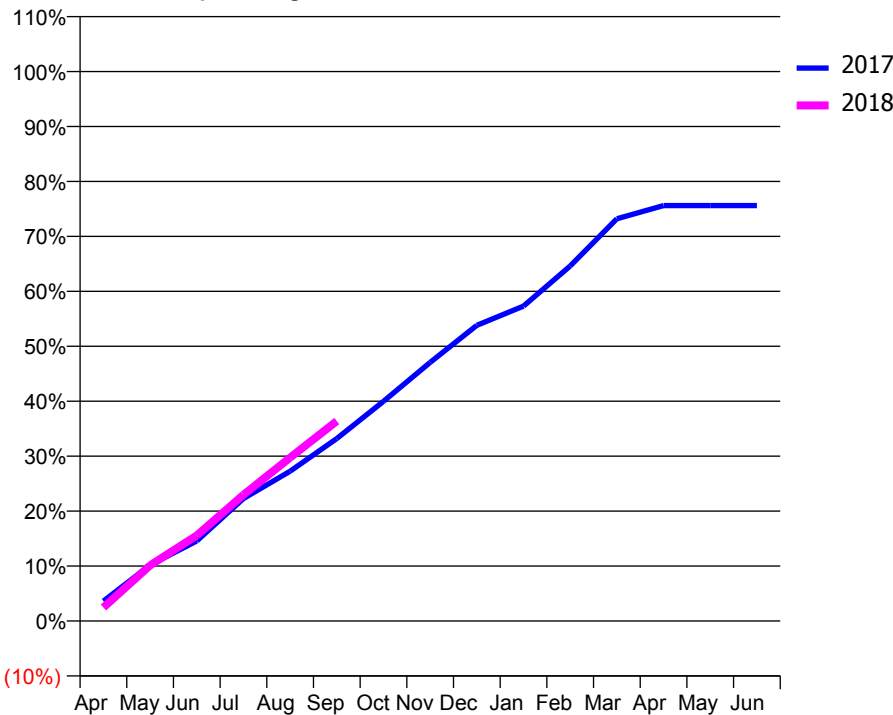
ACCESS*

Patients seen in 24 months	Total	Change since previous quarter
Quarter ending September 2016	2,949	
Quarter ending December 2016	2,973	→
Quarter ending March 2017	2,932	↓
Quarter ending June 2017	2,917	→
Quarter ending September 2017	2,927	→
Variance since September 2016	(0.7%)	→



ACTIVITY

Cumulative percentage of contracted UDA delivered 2017 & 2018



Month	Adjusted Scheduled Activity (UDA)	
	2017	2018
April	450	305
May	1,257	1,252
June	1,801	1,925
July	2,755	2,840
August	3,369	3,676
September	4,105	4,499
October	4,942	
November	5,819	
December	6,653	
January	7,084	
February	7,987	
March	9,050	
April	9,347	
May	9,347	
June	9,347	

QUALITY

	Quantity	Base Number	Contract	AT	Region	England
% of FP17s for the same patient ID Re-attending within 3 months - Children	37	568	6.5%	10.7%	12.8%	11.9%
% of FP17s for the same patient ID Re-attending within 3 months - Adults	121	1,311	9.2%	14.4%	16.5%	15.9%
% of FP17s for the same patient ID Re-attending between 3 & 9 months - Children	289	568	50.9%	57.8%	59.7%	58.1%
% of FP17s for the same patient ID Re-attending between 3 & 9 months - Adults	643	1,311	49.0%	52.8%	53.0%	50.6%
% of FP17s for Band 1 Urgent Courses	51	1,767	2.9%	8.2%	9.2%	9.1%
% of FP17s Relating to Free Repair or Replacements	12	1,767	0.7%	1.2%	1.0%	0.8%
% of FP17s Relating to Continuations	21	1,767	1.2%	1.4%	1.2%	1.1%
% of Patients satisfied with the dentistry they have received	4	5	N/A	91.8%	91.6%	91.4%
% of Patients satisfied with the time they had to wait for an appointment	3	5	N/A	88.1%	88.1%	87.7%

* This is based on patients treated on this contract for their most recent course of treatment. Figures in italics indicate the base number of FP17s or Patient Questionnaire responses are less than 100. N/A is shown where the base number of responses is less than 10 during the period. % is calculated as Quantity/Base number*100

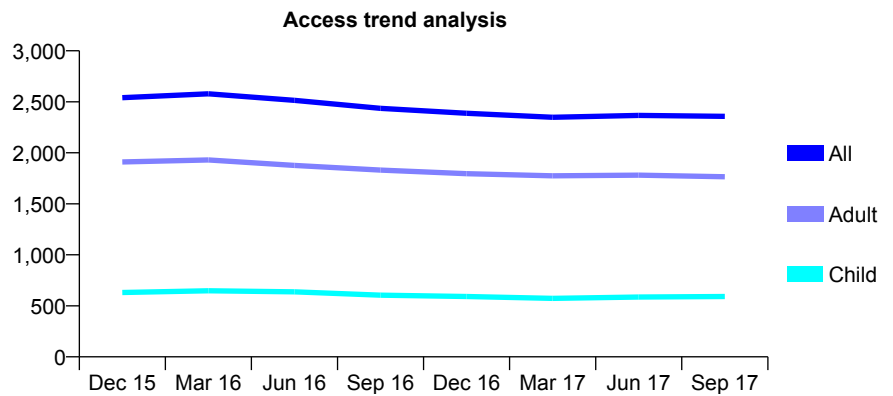
Q49 - Vital Signs At a Glance Contract Report for 329711/0001 - September 2017

Name or company name	MR S NEPALI
Contract type name	GDS Contract
Purpose of contract	General and Orthodontic
Contract start date	01/04/2006
Contract end date	

17/18 Contracted general activity (UDA)	9,100
Carry forward general activity (UDA)	0
17/18 Contracted orthodontic activity (UOA)	250
Carry forward orthodontic activity (UOA)	0
Baseline contract value	£231,550.00

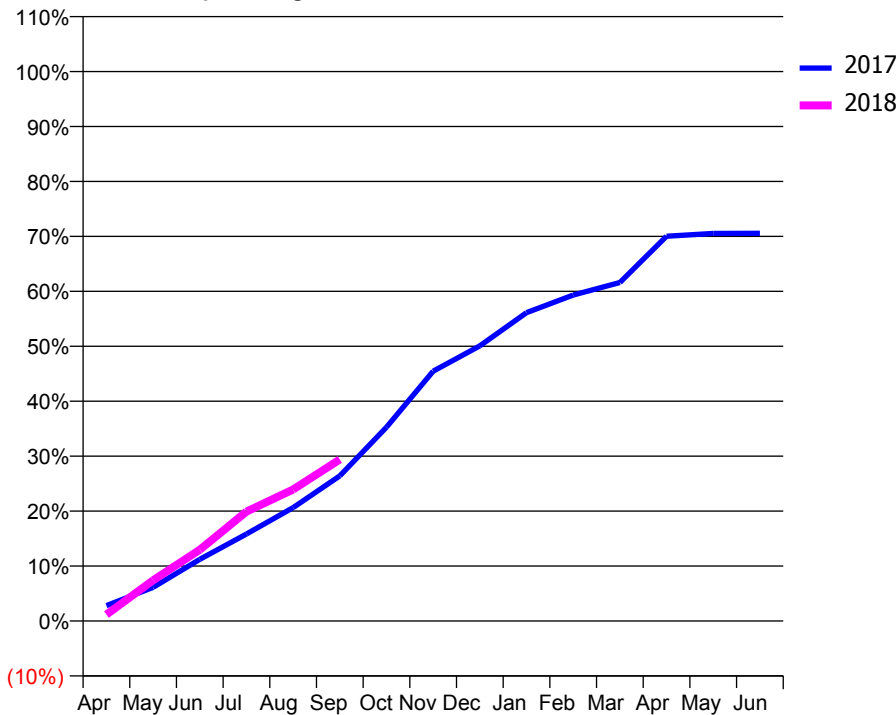
ACCESS*

Patients seen in 24 months	Total	Change since previous quarter
Quarter ending September 2016	2,436	
Quarter ending December 2016	2,387	↓
Quarter ending March 2017	2,348	↓
Quarter ending June 2017	2,367	→
Quarter ending September 2017	2,357	→
Variance since September 2016	(3.2%)	↓



ACTIVITY

Cumulative percentage of contracted UDA delivered 2017 & 2018



Month	Adjusted Scheduled Activity (UDA)	
	2017	2018
April	256	108
May	557	675
June	1,021	1,181
July	1,440	1,812
August	1,878	2,177
September	2,403	2,675
October	3,210	
November	4,137	
December	4,556	
January	5,107	
February	5,398	
March	5,605	
April	6,372	
May	6,419	
June	6,421	

QUALITY

	Quantity	Base Number	Contract	AT	Region	England
% of FP17s for the same patient ID Re-attending within 3 months - Children	27	434	6.2%	10.7%	12.8%	11.9%
% of FP17s for the same patient ID Re-attending within 3 months - Adults	141	1,225	11.5%	14.4%	16.5%	15.9%
% of FP17s for the same patient ID Re-attending between 3 & 9 months - Children	212	434	48.8%	57.8%	59.7%	58.1%
% of FP17s for the same patient ID Re-attending between 3 & 9 months - Adults	642	1,225	52.4%	52.8%	53.0%	50.6%
% of FP17s for Band 1 Urgent Courses	83	1,333	6.2%	8.2%	9.2%	9.1%
% of FP17s Relating to Free Repair or Replacements	11	1,333	0.8%	1.2%	1.0%	0.8%
% of FP17s Relating to Continuations	23	1,333	1.7%	1.4%	1.2%	1.1%
% of Patients satisfied with the dentistry they have received	5	5	N/A	91.8%	91.6%	91.4%
% of Patients satisfied with the time they had to wait for an appointment	5	5	N/A	88.1%	88.1%	87.7%

* This is based on patients treated on this contract for their most recent course of treatment. Figures in italics indicate the base number of FP17s or Patient Questionnaire responses are less than 100. N/A is shown where the base number of responses is less than 10 during the period. % is calculated as Quantity/Base number*100

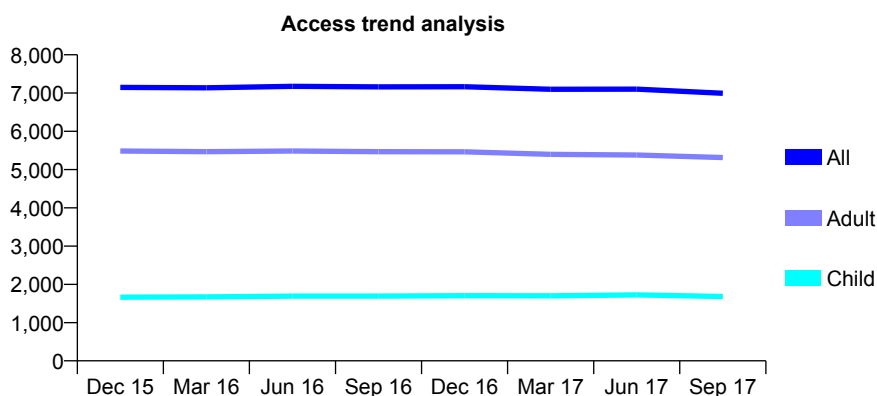
Q49 - Vital Signs At a Glance Contract Report for 331015/0001 - September 2017

Name or company name	MR KC MCCARTHY
Contract type name	GDS Contract
Purpose of contract	General
Contract start date	01/04/2006
Contract end date	

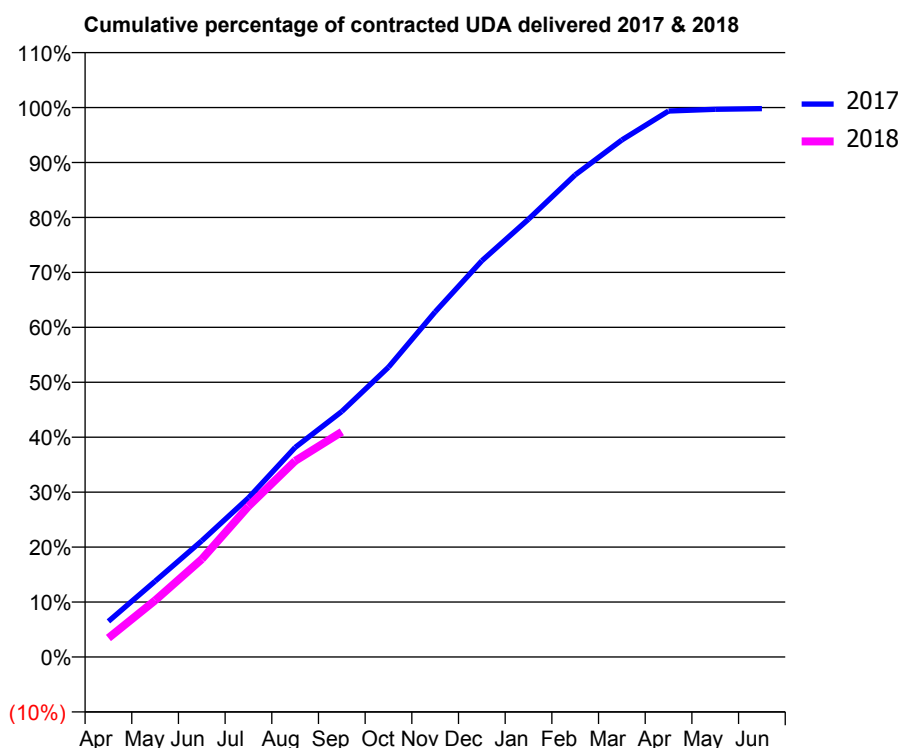
17/18 Contracted general activity (UDA)	16,742
Carry forward general activity (UDA)	35
17/18 Contracted orthodontic activity (UOA)	0
Carry forward orthodontic activity (UOA)	0
Baseline contract value	£452,046.99

ACCESS*

Patients seen in 24 months	Total	Change since previous quarter
Quarter ending September 2016	7,161	
Quarter ending December 2016	7,166	→
Quarter ending March 2017	7,099	→
Quarter ending June 2017	7,104	→
Quarter ending September 2017	6,996	↓
Variance since September 2016	(2.3%)	↓



ACTIVITY



Month	Adjusted Scheduled Activity (UDA)	
	2017	2018
April	1,087	579
May	2,311	1,726
June	3,539	2,982
July	4,848	4,594
August	6,385	5,975
September	7,480	6,860
October	8,831	
November	10,516	
December	12,073	
January	13,340	
February	14,688	
March	15,754	
April	16,637	
May	16,690	
June	16,707	

QUALITY

	Quantity	Base Number	Contract	AT	Region	England
% of FP17s for the same patient ID Re-attending within 3 months - Children	48	954	5.0%	10.7%	12.8%	11.9%
% of FP17s for the same patient ID Re-attending within 3 months - Adults	239	2,497	9.6%	14.4%	16.5%	15.9%
% of FP17s for the same patient ID Re-attending between 3 & 9 months - Children	199	954	20.9%	57.8%	59.7%	58.1%
% of FP17s for the same patient ID Re-attending between 3 & 9 months - Adults	566	2,497	22.7%	52.8%	53.0%	50.6%
% of FP17s for Band 1 Urgent Courses	129	3,108	4.2%	8.2%	9.2%	9.1%
% of FP17s Relating to Free Repair or Replacements	63	3,108	2.0%	1.2%	1.0%	0.8%
% of FP17s Relating to Continuations	65	3,108	2.1%	1.4%	1.2%	1.1%
% of Patients satisfied with the dentistry they have received	6	8	N/A	91.8%	91.6%	91.4%
% of Patients satisfied with the time they had to wait for an appointment	8	8	N/A	88.1%	88.1%	87.7%

* This is based on patients treated on this contract for their most recent course of treatment. Figures in italics indicate the base number of FP17s or Patient Questionnaire responses are less than 100. N/A is shown where the base number of responses is less than 10 during the period. % is calculated as Quantity/Base number*100

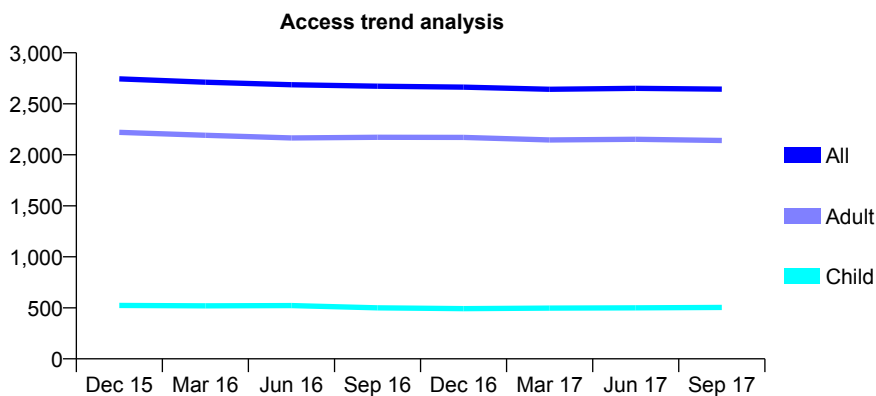
Q49 - Vital Signs At a Glance Contract Report for 333026/0002 - September 2017

Name or company name	MR K NUTT
Contract type name	GDS Contract
Purpose of contract	General
Contract start date	01/04/2006
Contract end date	

17/18 Contracted general activity (UDA)	8,454
Carry forward general activity (UDA)	-169
17/18 Contracted orthodontic activity (UOA)	0
Carry forward orthodontic activity (UOA)	0
Baseline contract value	£209,927.66

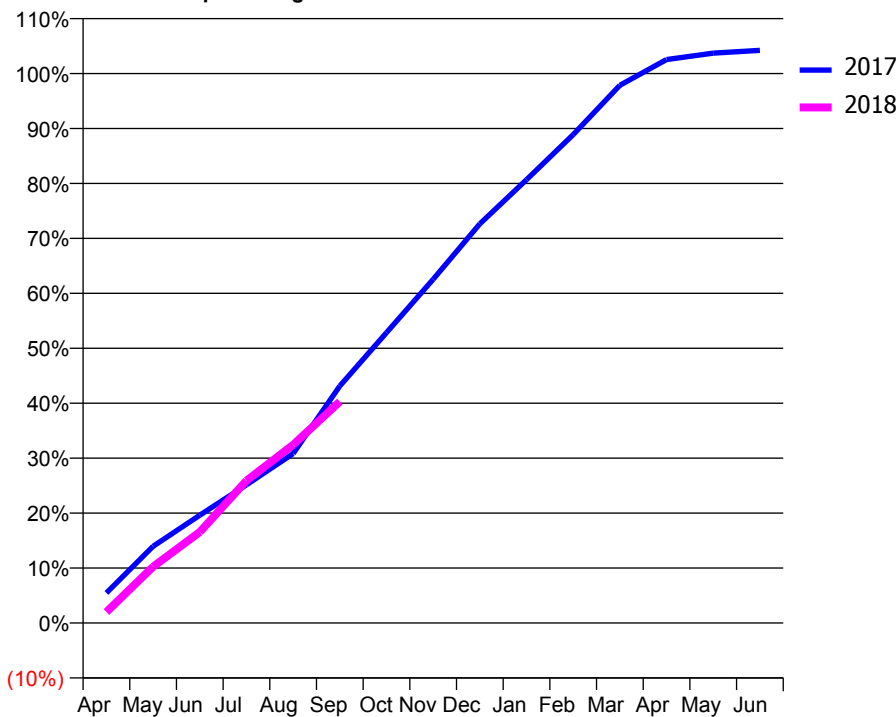
ACCESS*

Patients seen in 24 months	Total	Change since previous quarter
Quarter ending September 2016	2,672	
Quarter ending December 2016	2,663	→
Quarter ending March 2017	2,643	→
Quarter ending June 2017	2,652	→
Quarter ending September 2017	2,644	→
Variance since September 2016	(1.0%)	↓



ACTIVITY

Cumulative percentage of contracted UDA delivered 2017 & 2018



Month	Adjusted Scheduled Activity (UDA)	
	2017	2018
April	462	169
May	1,180	867
June	1,659	1,400
July	2,127	2,190
August	2,607	2,742
September	3,646	3,406
October	4,468	
November	5,289	
December	6,141	
January	6,821	
February	7,514	
March	8,272	
April	8,669	
May	8,766	
June	8,810	

QUALITY

	Quantity	Base Number	Contract	AT	Region	England
% of FP17s for the same patient ID Re-attending within 3 months - Children	22	387	5.7%	10.7%	12.8%	11.9%
% of FP17s for the same patient ID Re-attending within 3 months - Adults	230	1,580	14.6%	14.4%	16.5%	15.9%
% of FP17s for the same patient ID Re-attending between 3 & 9 months - Children	274	387	70.8%	57.8%	59.7%	58.1%
% of FP17s for the same patient ID Re-attending between 3 & 9 months - Adults	1,030	1,580	65.2%	52.8%	53.0%	50.6%
% of FP17s for Band 1 Urgent Courses	72	1,700	4.2%	8.2%	9.2%	9.1%
% of FP17s Relating to Free Repair or Replacements	14	1,700	0.8%	1.2%	1.0%	0.8%
% of FP17s Relating to Continuations	23	1,700	1.4%	1.4%	1.2%	1.1%
% of Patients satisfied with the dentistry they have received	5	6	N/A	91.8%	91.6%	91.4%
% of Patients satisfied with the time they had to wait for an appointment	6	6	N/A	88.1%	88.1%	87.7%

* This is based on patients treated on this contract for their most recent course of treatment. Figures in italics indicate the base number of FP17s or Patient Questionnaire responses are less than 100. N/A is shown where the base number of responses is less than 10 during the period. % is calculated as Quantity/Base number*100

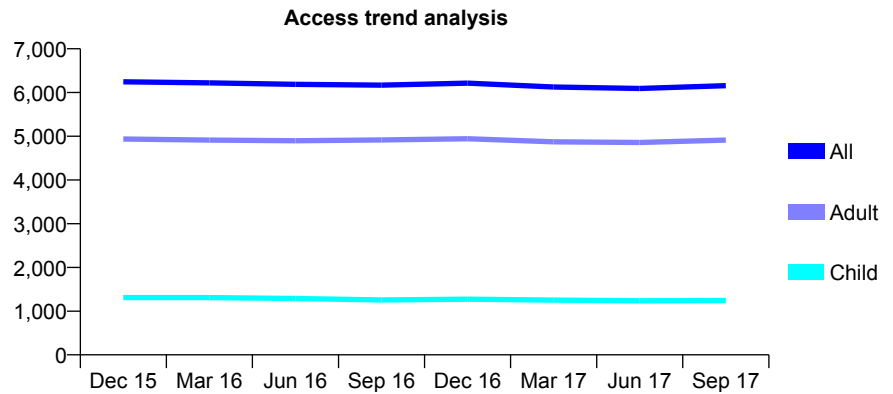
Q49 - Vital Signs At a Glance Contract Report for 334189/0001 - September 2017

Name or company name	MR GW MAW
Contract type name	GDS Contract
Purpose of contract	General
Contract start date	01/04/2006
Contract end date	

17/18 Contracted general activity (UDA)	19,221
Carry forward general activity (UDA)	0
17/18 Contracted orthodontic activity (UOA)	0
Carry forward orthodontic activity (UOA)	0
Baseline contract value	£447,822.83

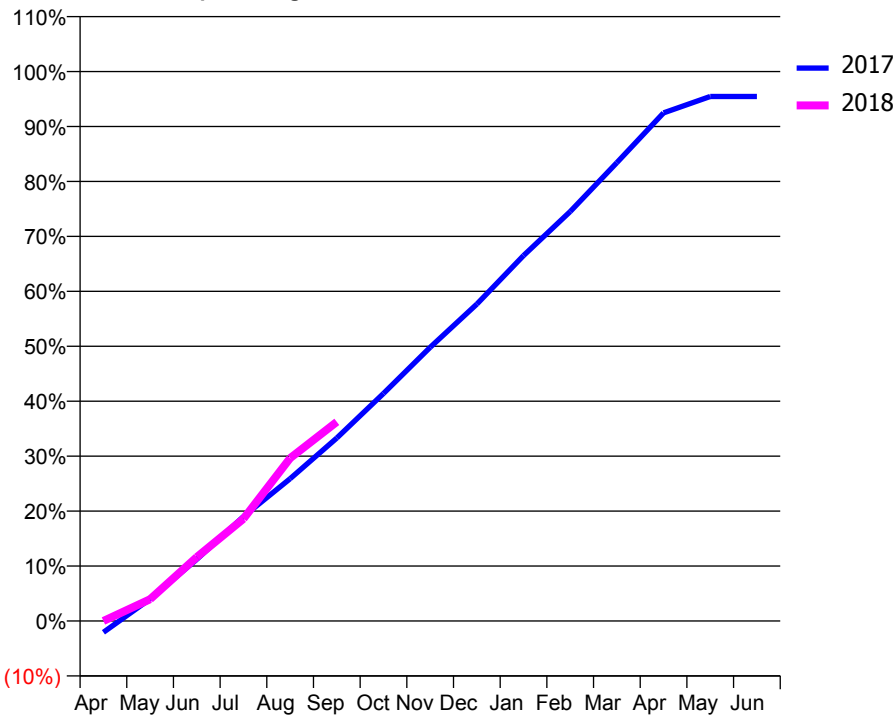
ACCESS*

Patients seen in 24 months	Total	Change since previous quarter
Quarter ending September 2016	6,170	
Quarter ending December 2016	6,216	→
Quarter ending March 2017	6,126	↓
Quarter ending June 2017	6,094	→
Quarter ending September 2017	6,156	→
Variance since September 2016	(0.2%)	→



ACTIVITY

Cumulative percentage of contracted UDA delivered 2017 & 2018



Month	Adjusted Scheduled Activity (UDA)	
	2017	2018
April	-397	0
May	774	762
June	2,158	2,238
July	3,654	3,576
August	4,980	5,698
September	6,403	6,968
October	7,961	
November	9,573	
December	11,087	
January	12,784	
February	14,320	
March	16,034	
April	17,773	
May	18,345	
June	18,346	

QUALITY

	Quantity	Base Number	Contract	AT	Region	England
% of FP17s for the same patient ID Re-attending within 3 months - Children	76	1,063	7.1%	10.7%	12.8%	11.9%
% of FP17s for the same patient ID Re-attending within 3 months - Adults	454	3,706	12.3%	14.4%	16.5%	15.9%
% of FP17s for the same patient ID Re-attending between 3 & 9 months - Children	699	1,063	65.8%	57.8%	59.7%	58.1%
% of FP17s for the same patient ID Re-attending between 3 & 9 months - Adults	2,256	3,706	60.9%	52.8%	53.0%	50.6%
% of FP17s for Band 1 Urgent Courses	263	3,726	7.1%	8.2%	9.2%	9.1%
% of FP17s Relating to Free Repair or Replacements	27	3,726	0.7%	1.2%	1.0%	0.8%
% of FP17s Relating to Continuations	50	3,726	1.3%	1.4%	1.2%	1.1%
% of Patients satisfied with the dentistry they have received	4	5	N/A	91.8%	91.6%	91.4%
% of Patients satisfied with the time they had to wait for an appointment	3	5	N/A	88.1%	88.1%	87.7%

* This is based on patients treated on this contract for their most recent course of treatment. Figures in italics indicate the base number of FP17s or Patient Questionnaire responses are less than 100. N/A is shown where the base number of responses is less than 10 during the period. % is calculated as Quantity/Base number*100

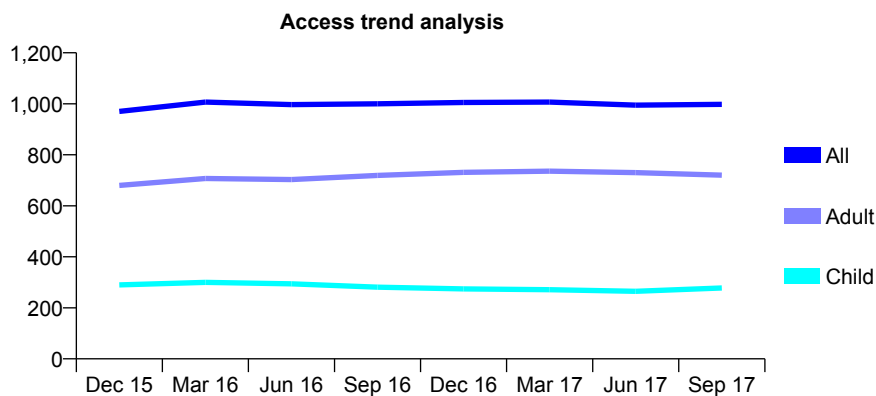
Q49 - Vital Signs At a Glance Contract Report for 334952/0001 - September 2017

Name or company name	MR JP OLD
Contract type name	GDS Contract
Purpose of contract	General
Contract start date	01/04/2006
Contract end date	

17/18 Contracted general activity (UDA)	2,872
Carry forward general activity (UDA)	-129
17/18 Contracted orthodontic activity (UOA)	0
Carry forward orthodontic activity (UOA)	0
Baseline contract value	£83,675.84

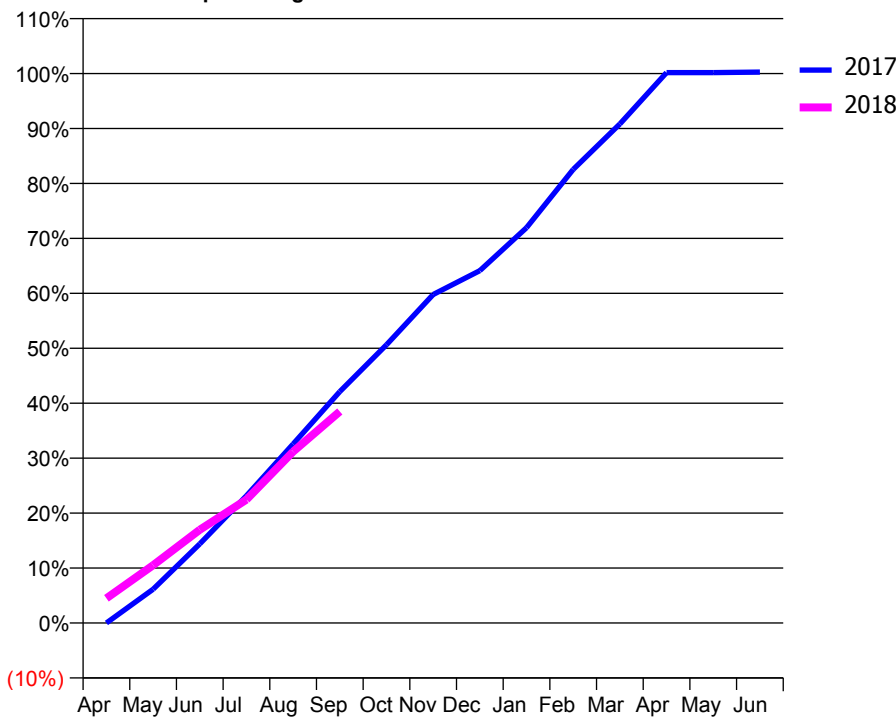
ACCESS*

Patients seen in 24 months	Total	Change since previous quarter
Quarter ending September 2016	1,000	
Quarter ending December 2016	1,005	→
Quarter ending March 2017	1,007	→
Quarter ending June 2017	995	↓
Quarter ending September 2017	998	→
Variance since September 2016	(0.2%)	→



ACTIVITY

Cumulative percentage of contracted UDA delivered 2017 & 2018



Month	Adjusted Scheduled Activity (UDA)	
	2017	2018
April	0	129
May	177	302
June	414	488
July	665	645
August	936	896
September	1,209	1,106
October	1,454	
November	1,717	
December	1,841	
January	2,066	
February	2,371	
March	2,608	
April	2,876	
May	2,876	
June	2,879	

QUALITY

	Quantity	Base Number	Contract	AT	Region	England
% of FP17s for the same patient ID Re-attending within 3 months - Children	14	234	6.0%	10.7%	12.8%	11.9%
% of FP17s for the same patient ID Re-attending within 3 months - Adults	51	558	9.1%	14.4%	16.5%	15.9%
% of FP17s for the same patient ID Re-attending between 3 & 9 months - Children	158	234	67.5%	57.8%	59.7%	58.1%
% of FP17s for the same patient ID Re-attending between 3 & 9 months - Adults	332	558	59.5%	52.8%	53.0%	50.6%
% of FP17s for Band 1 Urgent Courses	30	627	4.8%	8.2%	9.2%	9.1%
% of FP17s Relating to Free Repair or Replacements	0	627	0.0%	1.2%	1.0%	0.8%
% of FP17s Relating to Continuations	8	627	1.3%	1.4%	1.2%	1.1%
% of Patients satisfied with the dentistry they have received	1	1	N/A	91.8%	91.6%	91.4%
% of Patients satisfied with the time they had to wait for an appointment	1	1	N/A	88.1%	88.1%	87.7%

* This is based on patients treated on this contract for their most recent course of treatment. Figures in italics indicate the base number of FP17s or Patient Questionnaire responses are less than 100. N/A is shown where the base number of responses is less than 10 during the period. % is calculated as Quantity/Base number*100

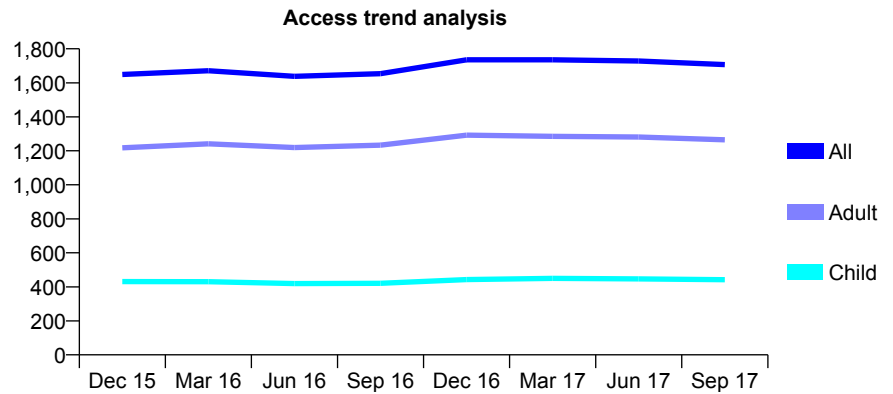
Q49 - Vital Signs At a Glance Contract Report for 334952/0002 - September 2017

Name or company name	MR JP OLD
Contract type name	GDS Contract
Purpose of contract	General
Contract start date	01/04/2006
Contract end date	

17/18 Contracted general activity (UDA)	4,832
Carry forward general activity (UDA)	0
17/18 Contracted orthodontic activity (UOA)	0
Carry forward orthodontic activity (UOA)	0
Baseline contract value	£140,768.18

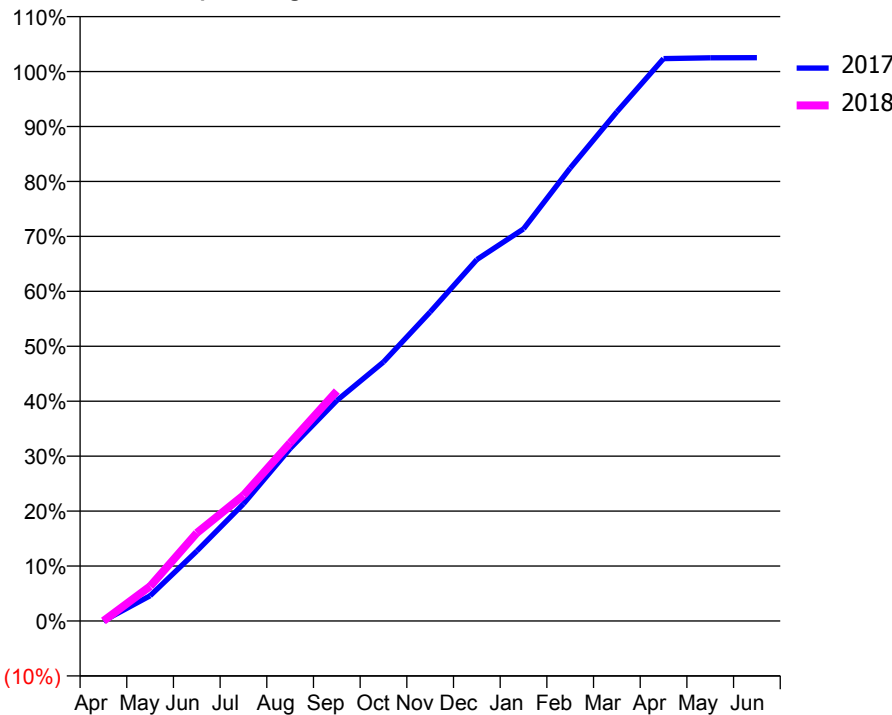
ACCESS*

Patients seen in 24 months	Total	Change since previous quarter
Quarter ending September 2016	1,654	
Quarter ending December 2016	1,735	↑
Quarter ending March 2017	1,735	→
Quarter ending June 2017	1,728	→
Quarter ending September 2017	1,707	↓
Variance since September 2016	3.2%	↑



ACTIVITY

Cumulative percentage of contracted UDA delivered 2017 & 2018



Month	Adjusted Scheduled Activity (UDA)	
	2017	2018
April	0	0
May	223	305
June	615	774
July	1,030	1,105
August	1,517	1,568
September	1,938	2,022
October	2,277	
November	2,717	
December	3,178	
January	3,448	
February	3,983	
March	4,477	
April	4,945	
May	4,953	
June	4,954	

QUALITY

	Quantity	Base Number	Contract	AT	Region	England
% of FP17s for the same patient ID Re-attending within 3 months - Children	25	377	6.6%	10.7%	12.8%	11.9%
% of FP17s for the same patient ID Re-attending within 3 months - Adults	176	1,076	16.4%	14.4%	16.5%	15.9%
% of FP17s for the same patient ID Re-attending between 3 & 9 months - Children	263	377	69.8%	57.8%	59.7%	58.1%
% of FP17s for the same patient ID Re-attending between 3 & 9 months - Adults	678	1,076	63.0%	52.8%	53.0%	50.6%
% of FP17s for Band 1 Urgent Courses	55	1,183	4.6%	8.2%	9.2%	9.1%
% of FP17s Relating to Free Repair or Replacements	5	1,183	0.4%	1.2%	1.0%	0.8%
% of FP17s Relating to Continuations	27	1,183	2.3%	1.4%	1.2%	1.1%
% of Patients satisfied with the dentistry they have received	5	6	N/A	91.8%	91.6%	91.4%
% of Patients satisfied with the time they had to wait for an appointment	5	6	N/A	88.1%	88.1%	87.7%

* This is based on patients treated on this contract for their most recent course of treatment. Figures in italics indicate the base number of FP17s or Patient Questionnaire responses are less than 100. N/A is shown where the base number of responses is less than 10 during the period. % is calculated as Quantity/Base number*100

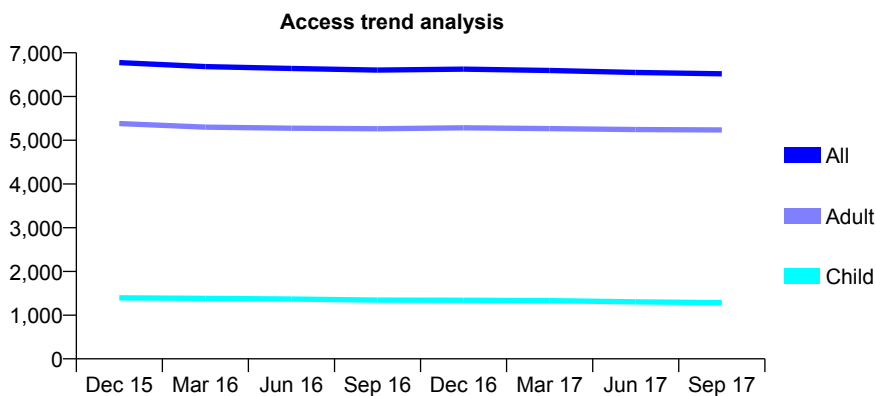
Q49 - Vital Signs At a Glance Contract Report for 336610/0001 - September 2017

Name or company name	MISS EL ALPIN
Contract type name	GDS Contract
Purpose of contract	General
Contract start date	01/04/2006
Contract end date	

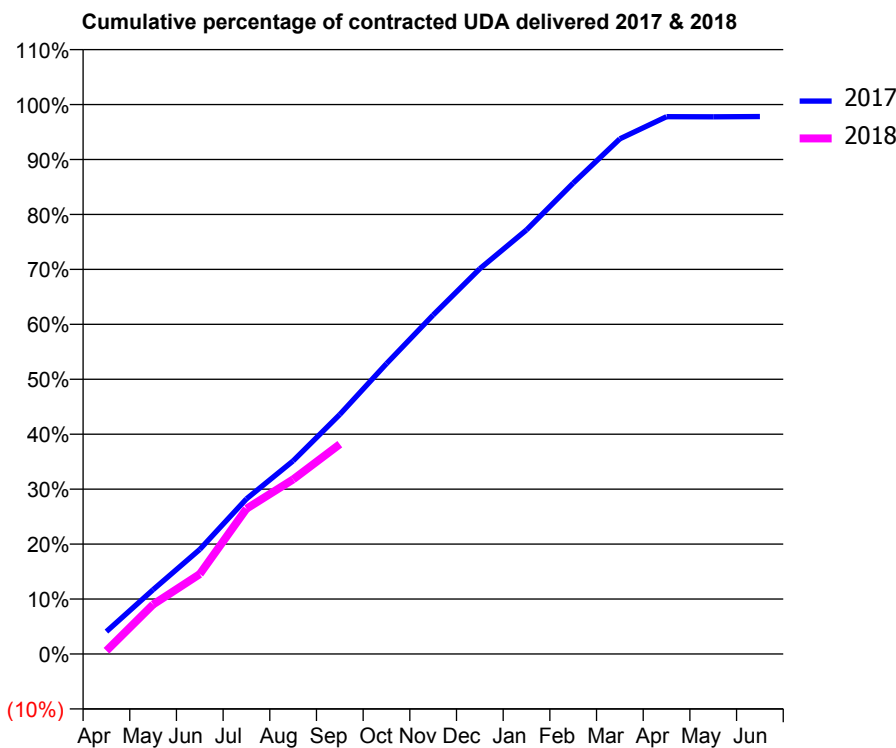
17/18 Contracted general activity (UDA)	22,901
Carry forward general activity (UDA)	504
17/18 Contracted orthodontic activity (UOA)	0
Carry forward orthodontic activity (UOA)	0
Baseline contract value	£521,273.17

ACCESS*

Patients seen in 24 months	Total	Change since previous quarter
Quarter ending September 2016	6,605	
Quarter ending December 2016	6,626	→
Quarter ending March 2017	6,596	→
Quarter ending June 2017	6,549	→
Quarter ending September 2017	6,519	→
Variance since September 2016	(1.3%)	↓



ACTIVITY



Month	Adjusted Scheduled Activity (UDA)	
	2017	2018
April	937	137
May	2,684	2,062
June	4,357	3,330
July	6,466	6,054
August	8,052	7,275
September	9,985	8,743
October	12,100	
November	14,128	
December	16,059	
January	17,677	
February	19,627	
March	21,473	
April	22,396	
May	22,388	
June	22,397	

QUALITY

	Quantity	Base Number	Contract	AT	Region	England
% of FP17s for the same patient ID Re-attending within 3 months - Children	70	946	7.4%	10.7%	12.8%	11.9%
% of FP17s for the same patient ID Re-attending within 3 months - Adults	514	3,612	14.2%	14.4%	16.5%	15.9%
% of FP17s for the same patient ID Re-attending between 3 & 9 months - Children	590	946	62.4%	57.8%	59.7%	58.1%
% of FP17s for the same patient ID Re-attending between 3 & 9 months - Adults	2,004	3,612	55.5%	52.8%	53.0%	50.6%
% of FP17s for Band 1 Urgent Courses	215	4,209	5.1%	8.2%	9.2%	9.1%
% of FP17s Relating to Free Repair or Replacements	77	4,209	1.8%	1.2%	1.0%	0.8%
% of FP17s Relating to Continuations	134	4,209	3.2%	1.4%	1.2%	1.1%
% of Patients satisfied with the dentistry they have received	9	9	N/A	91.8%	91.6%	91.4%
% of Patients satisfied with the time they had to wait for an appointment	9	9	N/A	88.1%	88.1%	87.7%

* This is based on patients treated on this contract for their most recent course of treatment. Figures in italics indicate the base number of FP17s or Patient Questionnaire responses are less than 100. N/A is shown where the base number of responses is less than 10 during the period. % is calculated as Quantity/Base number*100

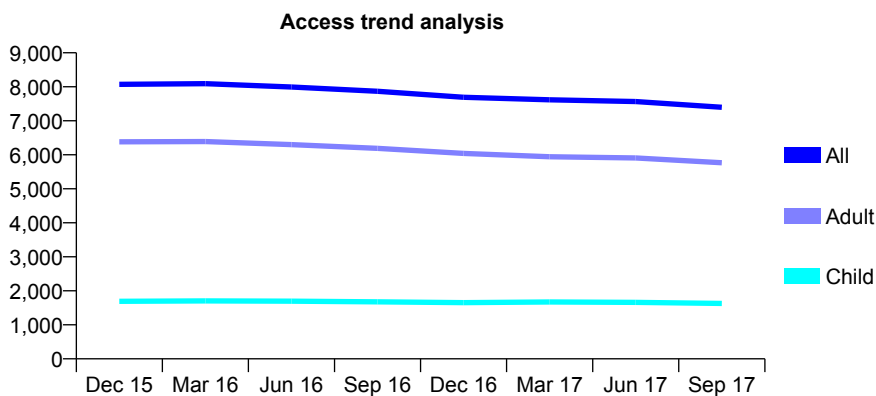
Q49 - Vital Signs At a Glance Contract Report for 336610/0002 - September 2017

Name or company name	MISS EL ALPIN
Contract type name	GDS Contract
Purpose of contract	General
Contract start date	01/02/2007
Contract end date	

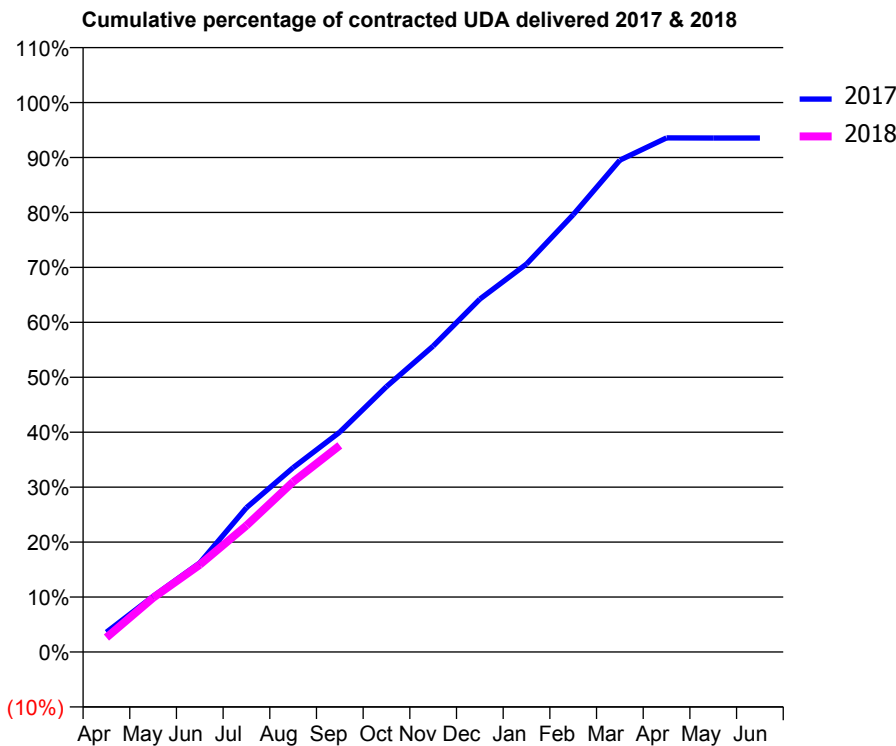
17/18 Contracted general activity (UDA)	22,500
Carry forward general activity (UDA)	0
17/18 Contracted orthodontic activity (UOA)	0
Carry forward orthodontic activity (UOA)	0
Baseline contract value	£622,152.33

ACCESS*

Patients seen in 24 months	Total	Change since previous quarter
Quarter ending September 2016	7,869	
Quarter ending December 2016	7,694	↓
Quarter ending March 2017	7,616	↓
Quarter ending June 2017	7,568	→
Quarter ending September 2017	7,397	↓
Variance since September 2016	(6.0%)	↓



ACTIVITY



Month	Adjusted Scheduled Activity (UDA)	
	2017	2018
April	810	590
May	2,282	2,221
June	3,649	3,575
July	5,911	5,177
August	7,547	6,971
September	9,009	8,459
October	10,866	
November	12,528	
December	14,449	
January	15,885	
February	17,905	
March	20,137	
April	21,049	
May	21,047	
June	21,047	

QUALITY

	Quantity	Base Number	Contract	AT	Region	England
% of FP17s for the same patient ID Re-attending within 3 months - Children	49	984	5.0%	10.7%	12.8%	11.9%
% of FP17s for the same patient ID Re-attending within 3 months - Adults	438	3,467	12.6%	14.4%	16.5%	15.9%
% of FP17s for the same patient ID Re-attending between 3 & 9 months - Children	606	984	61.6%	57.8%	59.7%	58.1%
% of FP17s for the same patient ID Re-attending between 3 & 9 months - Adults	1,894	3,467	54.6%	52.8%	53.0%	50.6%
% of FP17s for Band 1 Urgent Courses	173	4,085	4.2%	8.2%	9.2%	9.1%
% of FP17s Relating to Free Repair or Replacements	85	4,085	2.1%	1.2%	1.0%	0.8%
% of FP17s Relating to Continuations	84	4,085	2.1%	1.4%	1.2%	1.1%
% of Patients satisfied with the dentistry they have received	24	25	96.0%	91.8%	91.6%	91.4%
% of Patients satisfied with the time they had to wait for an appointment	22	25	88.0%	88.1%	88.1%	87.7%

* This is based on patients treated on this contract for their most recent course of treatment. Figures in italics indicate the base number of FP17s or Patient Questionnaire responses are less than 100. N/A is shown where the base number of responses is less than 10 during the period. % is calculated as Quantity/Base number*100

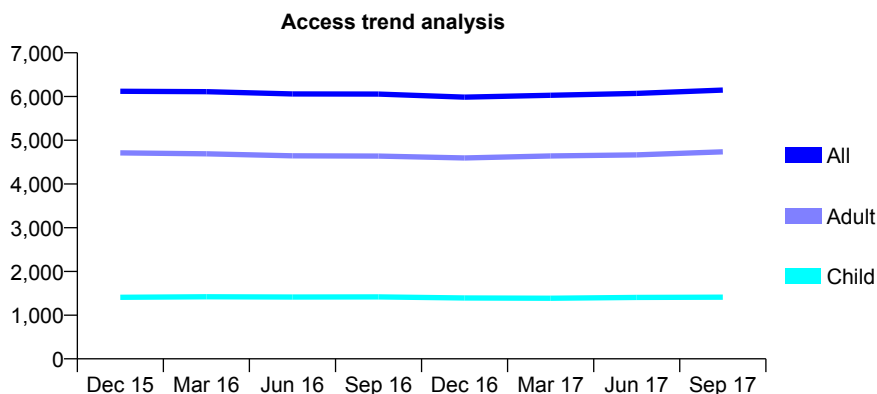
Q49 - Vital Signs At a Glance Contract Report for 336610/0003 - September 2017

Name or company name	MISS EL ALPIN
Contract type name	GDS Contract
Purpose of contract	General
Contract start date	08/02/2007
Contract end date	

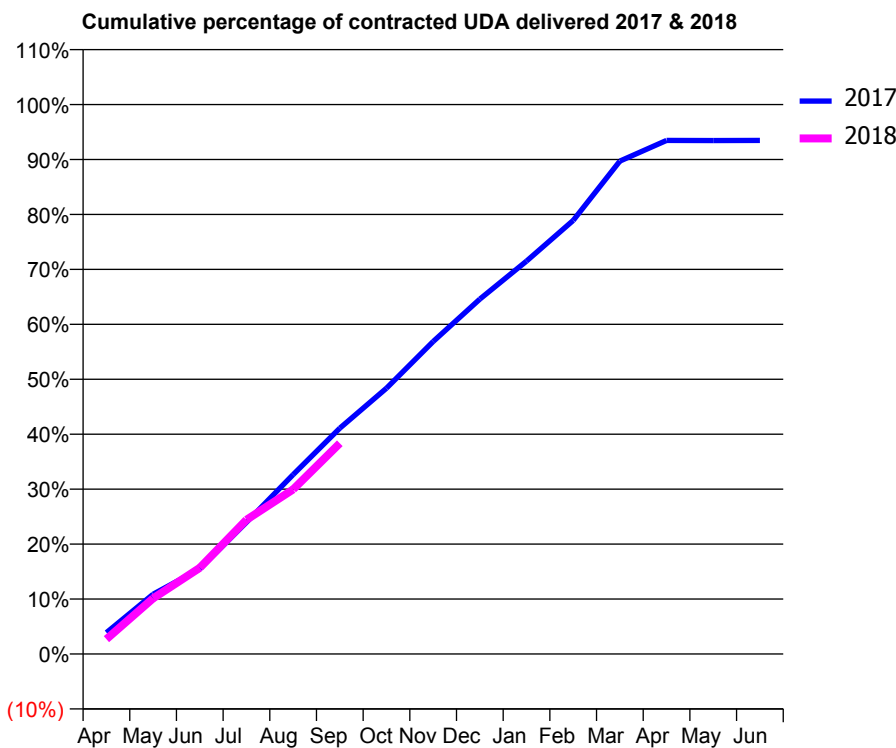
17/18 Contracted general activity (UDA)	19,419
Carry forward general activity (UDA)	0
17/18 Contracted orthodontic activity (UOA)	0
Carry forward orthodontic activity (UOA)	0
Baseline contract value	£421,491.06

ACCESS*

Patients seen in 24 months	Total	Change since previous quarter
Quarter ending September 2016	6,056	
Quarter ending December 2016	5,987	↓
Quarter ending March 2017	6,029	→
Quarter ending June 2017	6,072	→
Quarter ending September 2017	6,146	→
Variance since September 2016	1.5%	→



ACTIVITY



Month	Adjusted Scheduled Activity (UDA)	
	2017	2018
April	755	525
May	2,112	1,969
June	3,007	3,045
July	4,654	4,743
August	6,342	5,816
September	7,982	7,449
October	9,395	
November	11,044	
December	12,542	
January	13,884	
February	15,323	
March	17,420	
April	18,148	
May	18,147	
June	18,148	

QUALITY

	Quantity	Base Number	Contract	AT	Region	England
% of FP17s for the same patient ID Re-attending within 3 months - Children	45	927	4.9%	10.7%	12.8%	11.9%
% of FP17s for the same patient ID Re-attending within 3 months - Adults	325	2,934	11.1%	14.4%	16.5%	15.9%
% of FP17s for the same patient ID Re-attending between 3 & 9 months - Children	547	927	59.0%	57.8%	59.7%	58.1%
% of FP17s for the same patient ID Re-attending between 3 & 9 months - Adults	1,623	2,934	55.3%	52.8%	53.0%	50.6%
% of FP17s for Band 1 Urgent Courses	133	3,597	3.7%	8.2%	9.2%	9.1%
% of FP17s Relating to Free Repair or Replacements	88	3,597	2.4%	1.2%	1.0%	0.8%
% of FP17s Relating to Continuations	63	3,597	1.8%	1.4%	1.2%	1.1%
% of Patients satisfied with the dentistry they have received	14	15	93.3%	91.8%	91.6%	91.4%
% of Patients satisfied with the time they had to wait for an appointment	14	15	93.3%	88.1%	88.1%	87.7%

* This is based on patients treated on this contract for their most recent course of treatment. Figures in italics indicate the base number of FP17s or Patient Questionnaire responses are less than 100. N/A is shown where the base number of responses is less than 10 during the period. % is calculated as Quantity/Base number*100

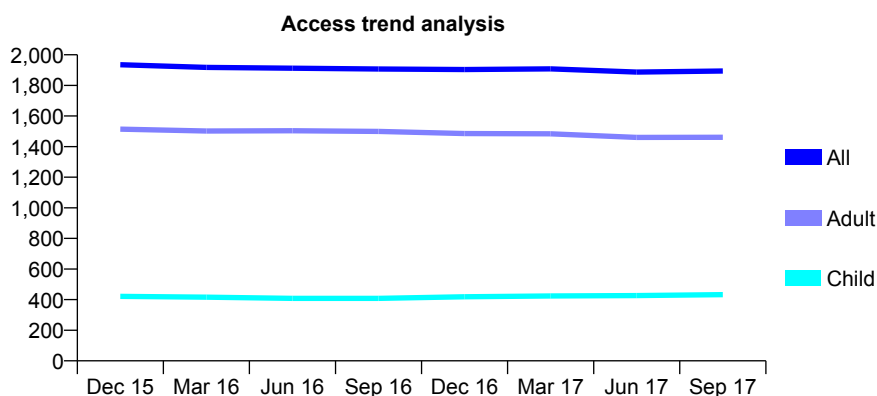
Q49 - Vital Signs At a Glance Contract Report for 336610/0004 - September 2017

Name or company name	MISS EL ALPIN
Contract type name	GDS Contract
Purpose of contract	General
Contract start date	01/05/2010
Contract end date	

17/18 Contracted general activity (UDA)	6,000
Carry forward general activity (UDA)	149
17/18 Contracted orthodontic activity (UOA)	0
Carry forward orthodontic activity (UOA)	0
Baseline contract value	£130,166.02

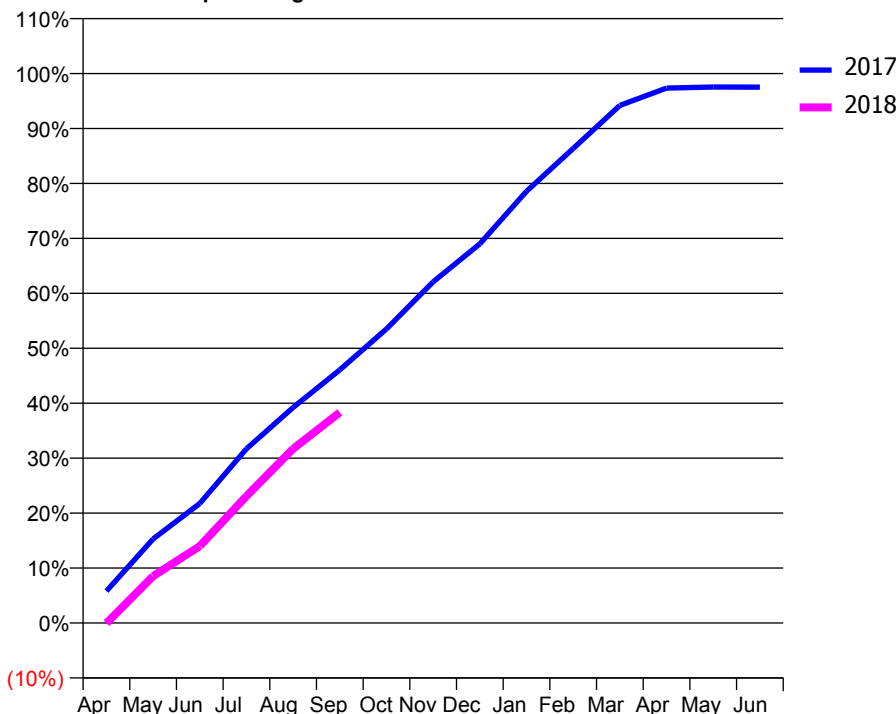
ACCESS*

Patients seen in 24 months	Total	Change since previous quarter
Quarter ending September 2016	1,907	
Quarter ending December 2016	1,904	→
Quarter ending March 2017	1,908	→
Quarter ending June 2017	1,887	↓
Quarter ending September 2017	1,894	→
Variance since September 2016	(0.7%)	→



ACTIVITY

Cumulative percentage of contracted UDA delivered 2017 & 2018



Month	Adjusted Scheduled Activity (UDA)	
	2017	2018
April	348	-4
May	918	512
June	1,305	840
July	1,903	1,385
August	2,354	1,903
September	2,764	2,299
October	3,211	
November	3,726	
December	4,141	
January	4,714	
February	5,182	
March	5,651	
April	5,841	
May	5,853	
June	5,851	

QUALITY

	Quantity	Base Number	Contract	AT	Region	England
% of FP17s for the same patient ID Re-attending within 3 months - Children	16	315	5.1%	10.7%	12.8%	11.9%
% of FP17s for the same patient ID Re-attending within 3 months - Adults	143	965	14.8%	14.4%	16.5%	15.9%
% of FP17s for the same patient ID Re-attending between 3 & 9 months - Children	185	315	58.7%	57.8%	59.7%	58.1%
% of FP17s for the same patient ID Re-attending between 3 & 9 months - Adults	480	965	49.7%	52.8%	53.0%	50.6%
% of FP17s for Band 1 Urgent Courses	77	1,205	6.4%	8.2%	9.2%	9.1%
% of FP17s Relating to Free Repair or Replacements	40	1,205	3.3%	1.2%	1.0%	0.8%
% of FP17s Relating to Continuations	35	1,205	2.9%	1.4%	1.2%	1.1%
% of Patients satisfied with the dentistry they have received	9	10	90.0%	91.8%	91.6%	91.4%
% of Patients satisfied with the time they had to wait for an appointment	9	10	90.0%	88.1%	88.1%	87.7%

* This is based on patients treated on this contract for their most recent course of treatment. Figures in italics indicate the base number of FP17s or Patient Questionnaire responses are less than 100. N/A is shown where the base number of responses is less than 10 during the period. % is calculated as Quantity/Base number*100

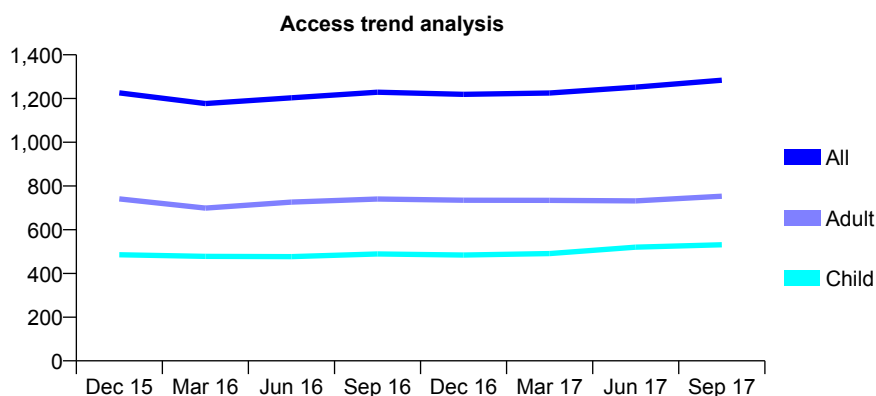
Q49 - Vital Signs At a Glance Contract Report for 338206/0001 - September 2017

Name or company name	MRS J CANTY
Contract type name	GDS Contract
Purpose of contract	General and Orthodontic
Contract start date	01/04/2006
Contract end date	

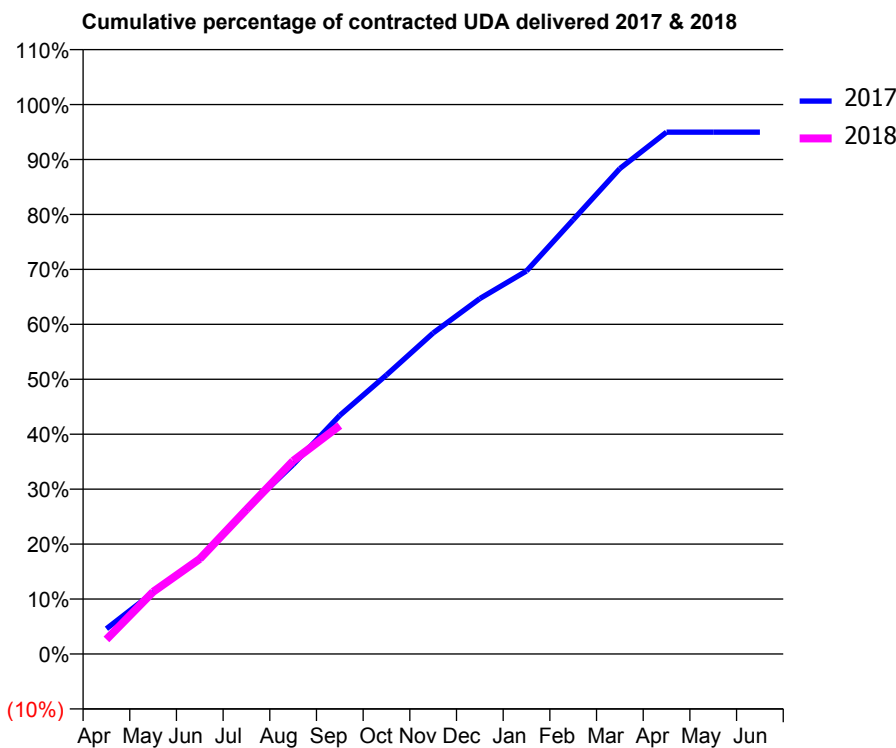
17/18 Contracted general activity (UDA)	5,506
Carry forward general activity (UDA)	0
17/18 Contracted orthodontic activity (UOA)	0
Carry forward orthodontic activity (UOA)	0
Baseline contract value	£134,702.61

ACCESS*

Patients seen in 24 months	Total	Change since previous quarter
Quarter ending September 2016	1,229	
Quarter ending December 2016	1,219	→
Quarter ending March 2017	1,225	→
Quarter ending June 2017	1,252	↑
Quarter ending September 2017	1,284	↑
Variance since September 2016	4.5%	↑



ACTIVITY



Month	Adjusted Scheduled Activity (UDA)	
	2017	2018
April	253	146
May	617	623
June	953	954
July	1,451	1,448
August	1,898	1,936
September	2,390	2,289
October	2,796	
November	3,216	
December	3,561	
January	3,837	
February	4,351	
March	4,864	
April	5,229	
May	5,229	
June	5,229	

QUALITY

	Quantity	Base Number	Contract	AT	Region	England
% of FP17s for the same patient ID Re-attending within 3 months - Children	24	394	6.1%	10.7%	12.8%	11.9%
% of FP17s for the same patient ID Re-attending within 3 months - Adults	71	475	14.9%	14.4%	16.5%	15.9%
% of FP17s for the same patient ID Re-attending between 3 & 9 months - Children	147	394	37.3%	57.8%	59.7%	58.1%
% of FP17s for the same patient ID Re-attending between 3 & 9 months - Adults	161	475	33.9%	52.8%	53.0%	50.6%
% of FP17s for Band 1 Urgent Courses	35	789	4.4%	8.2%	9.2%	9.1%
% of FP17s Relating to Free Repair or Replacements	0	789	0.0%	1.2%	1.0%	0.8%
% of FP17s Relating to Continuations	0	789	0.0%	1.4%	1.2%	1.1%
% of Patients satisfied with the dentistry they have received	5	5	N/A	91.8%	91.6%	91.4%
% of Patients satisfied with the time they had to wait for an appointment	5	5	N/A	88.1%	88.1%	87.7%

* This is based on patients treated on this contract for their most recent course of treatment. Figures in italics indicate the base number of FP17s or Patient Questionnaire responses are less than 100. N/A is shown where the base number of responses is less than 10 during the period. % is calculated as Quantity/Base number*100

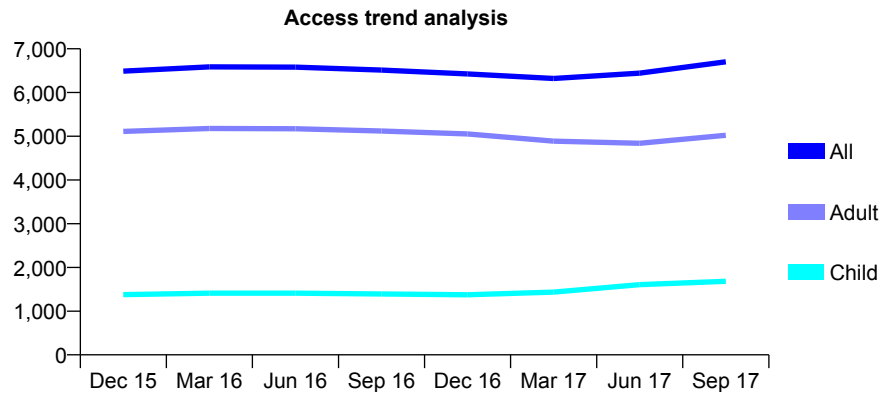
Q49 - Vital Signs At a Glance Contract Report for 340103/0001 - September 2017

Name or company name	MRS JA COATES
Contract type name	GDS Contract
Purpose of contract	General
Contract start date	07/06/2007
Contract end date	

17/18 Contracted general activity (UDA)	22,010
Carry forward general activity (UDA)	0
17/18 Contracted orthodontic activity (UOA)	0
Carry forward orthodontic activity (UOA)	0
Baseline contract value	£585,375.66

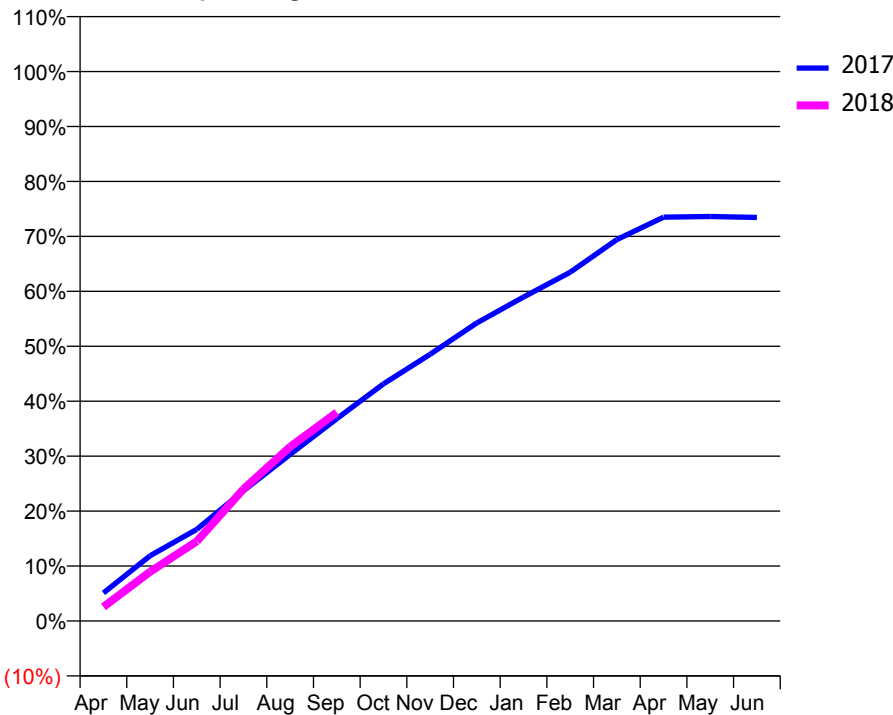
ACCESS*

Patients seen in 24 months	Total	Change since previous quarter
Quarter ending September 2016	6,512	
Quarter ending December 2016	6,426	↓
Quarter ending March 2017	6,322	↓
Quarter ending June 2017	6,444	→
Quarter ending September 2017	6,704	↑
Variance since September 2016	2.9%	↑



ACTIVITY

Cumulative percentage of contracted UDA delivered 2017 & 2018



Month	Adjusted Scheduled Activity (UDA)	
	2017	2018
April	1,123	563
May	2,615	1,972
June	3,675	3,192
July	5,217	5,286
August	6,676	6,978
September	8,106	8,357
October	9,498	
November	10,683	
December	11,939	
January	12,976	
February	13,971	
March	15,281	
April	16,178	
May	16,200	
June	16,166	

QUALITY

	Quantity	Base Number	Contract	AT	Region	England
% of FP17s for the same patient ID Re-attending within 3 months - Children	70	1,326	5.3%	10.7%	12.8%	11.9%
% of FP17s for the same patient ID Re-attending within 3 months - Adults	602	3,451	17.4%	14.4%	16.5%	15.9%
% of FP17s for the same patient ID Re-attending between 3 & 9 months - Children	425	1,326	32.1%	57.8%	59.7%	58.1%
% of FP17s for the same patient ID Re-attending between 3 & 9 months - Adults	1,289	3,451	37.4%	52.8%	53.0%	50.6%
% of FP17s for Band 1 Urgent Courses	645	4,262	15.1%	8.2%	9.2%	9.1%
% of FP17s Relating to Free Repair or Replacements	85	4,262	2.0%	1.2%	1.0%	0.8%
% of FP17s Relating to Continuations	31	4,262	0.7%	1.4%	1.2%	1.1%
% of Patients satisfied with the dentistry they have received	12	14	85.7%	91.8%	91.6%	91.4%
% of Patients satisfied with the time they had to wait for an appointment	13	14	92.9%	88.1%	88.1%	87.7%

* This is based on patients treated on this contract for their most recent course of treatment. Figures in italics indicate the base number of FP17s or Patient Questionnaire responses are less than 100. N/A is shown where the base number of responses is less than 10 during the period. % is calculated as Quantity/Base number*100

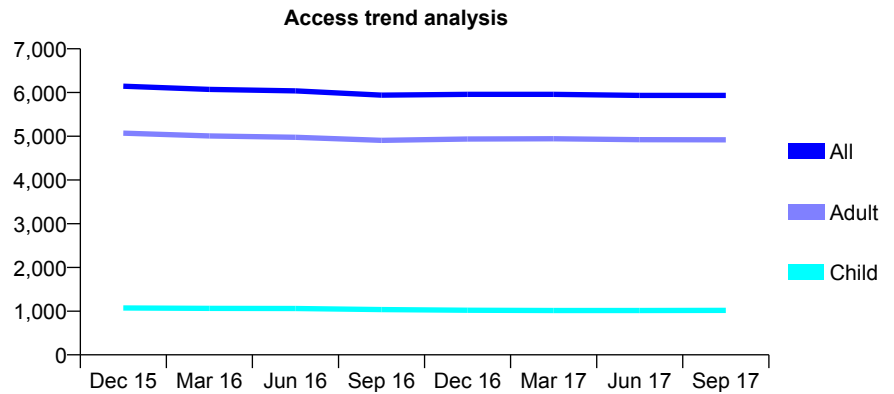
Q49 - Vital Signs At a Glance Contract Report for 341894/0001 - September 2017

Name or company name	MR YA NOJIB
Contract type name	GDS Contract
Purpose of contract	General
Contract start date	14/04/2007
Contract end date	

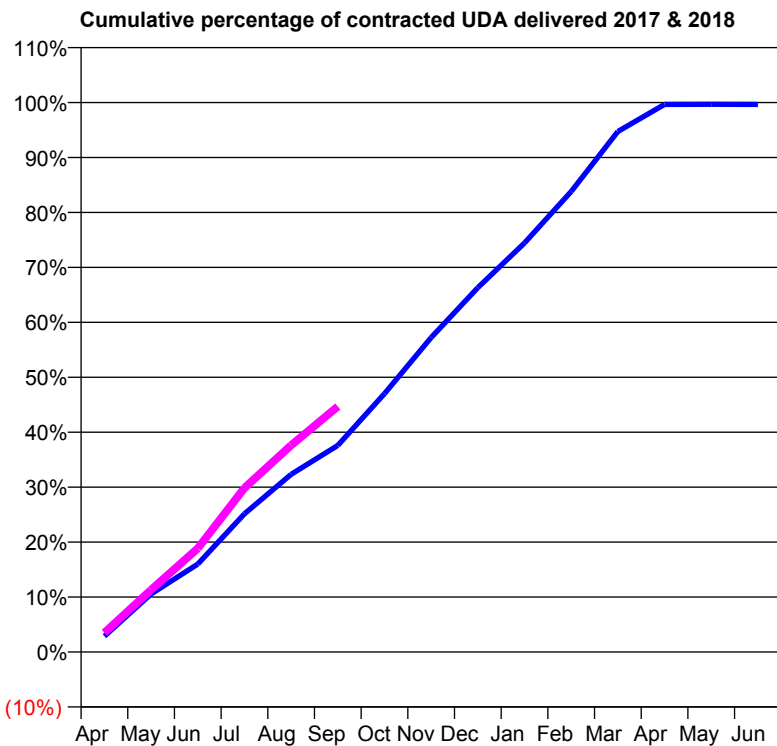
17/18 Contracted general activity (UDA)	18,117
Carry forward general activity (UDA)	0
17/18 Contracted orthodontic activity (UOA)	0
Carry forward orthodontic activity (UOA)	0
Baseline contract value	£491,369.65

ACCESS*

Patients seen in 24 months	Total	Change since previous quarter
Quarter ending September 2016	5,941	
Quarter ending December 2016	5,957	→
Quarter ending March 2017	5,958	→
Quarter ending June 2017	5,935	→
Quarter ending September 2017	5,935	→
Variance since September 2016	(0.1%)	→



ACTIVITY



Month	Adjusted Scheduled Activity (UDA)	
	2017	2018
April	522	634
May	1,916	2,053
June	2,901	3,416
July	4,556	5,411
August	5,860	6,818
September	6,811	8,098
October	8,518	
November	10,371	
December	12,015	
January	13,485	
February	15,184	
March	17,160	
April	18,056	
May	18,057	
June	18,054	

QUALITY

	Quantity	Base Number	Contract	AT	Region	England
% of FP17s for the same patient ID Re-attending within 3 months - Children	58	833	7.0%	10.7%	12.8%	11.9%
% of FP17s for the same patient ID Re-attending within 3 months - Adults	578	4,040	14.3%	14.4%	16.5%	15.9%
% of FP17s for the same patient ID Re-attending between 3 & 9 months - Children	557	833	66.9%	57.8%	59.7%	58.1%
% of FP17s for the same patient ID Re-attending between 3 & 9 months - Adults	2,817	4,040	69.7%	52.8%	53.0%	50.6%
% of FP17s for Band 1 Urgent Courses	179	4,476	4.0%	8.2%	9.2%	9.1%
% of FP17s Relating to Free Repair or Replacements	79	4,476	1.8%	1.2%	1.0%	0.8%
% of FP17s Relating to Continuations	134	4,476	3.0%	1.4%	1.2%	1.1%
% of Patients satisfied with the dentistry they have received	9	10	90.0%	91.8%	91.6%	91.4%
% of Patients satisfied with the time they had to wait for an appointment	10	10	100.0%	88.1%	88.1%	87.7%

* This is based on patients treated on this contract for their most recent course of treatment. Figures in italics indicate the base number of FP17s or Patient Questionnaire responses are less than 100. N/A is shown where the base number of responses is less than 10 during the period. % is calculated as Quantity/Base number*100

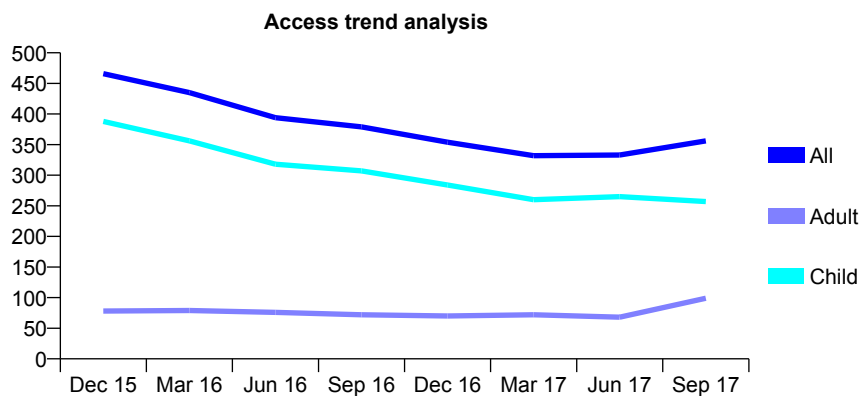
Q49 - Vital Signs At a Glance Contract Report for 341894/0004 - September 2017

Name or company name	MR YA NOJIB
Contract type name	GDS Contract
Purpose of contract	General
Contract start date	01/04/2011
Contract end date	

17/18 Contracted general activity (UDA)	2,031
Carry forward general activity (UDA)	0
17/18 Contracted orthodontic activity (UOA)	0
Carry forward orthodontic activity (UOA)	0
Baseline contract value	£44,052.10

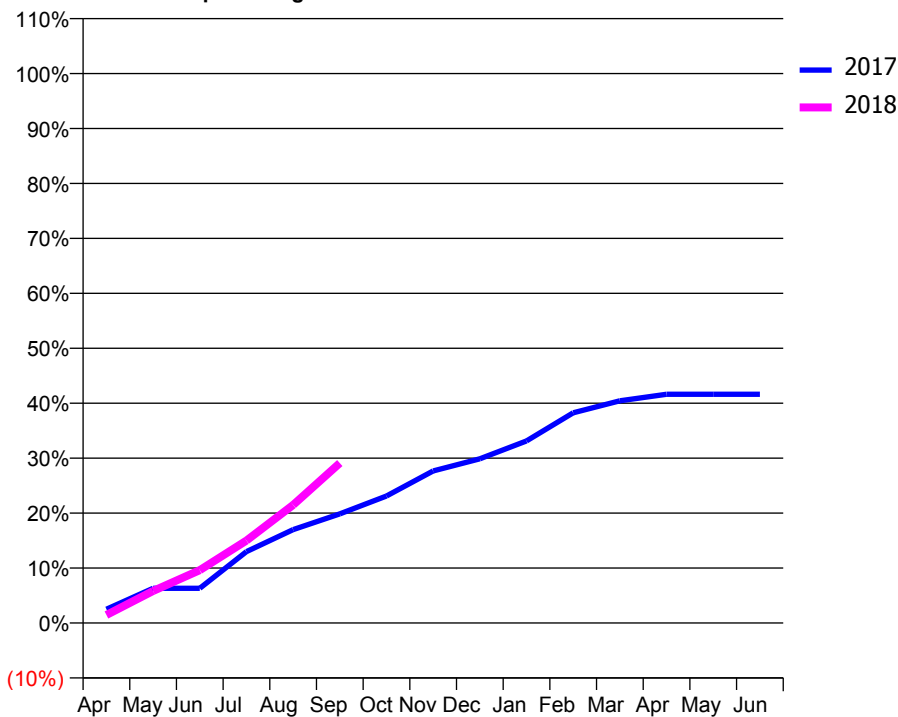
ACCESS*

Patients seen in 24 months	Total	Change since previous quarter
Quarter ending September 2016	379	
Quarter ending December 2016	354	↓
Quarter ending March 2017	332	↓
Quarter ending June 2017	333	→
Quarter ending September 2017	356	↑
Variance since September 2016	(6.1%)	↓



ACTIVITY

Cumulative percentage of contracted UDA delivered 2017 & 2018



Adjusted Scheduled Activity (UDA)

Month	2017	2018
April	51	30
May	128	118
June	128	196
July	264	305
August	345	437
September	403	591
October	469	
November	562	
December	607	
January	673	
February	777	
March	822	
April	846	
May	846	
June	846	

QUALITY

	Quantity	Base Number	Contract	AT	Region	England
% of FP17s for the same patient ID Re-attending within 3 months - Children	37	269	13.8%	10.7%	12.8%	11.9%
% of FP17s for the same patient ID Re-attending within 3 months - Adults	7	69	10.1%	14.4%	16.5%	15.9%
% of FP17s for the same patient ID Re-attending between 3 & 9 months - Children	175	269	65.1%	57.8%	59.7%	58.1%
% of FP17s for the same patient ID Re-attending between 3 & 9 months - Adults	14	69	20.3%	52.8%	53.0%	50.6%
% of FP17s for Band 1 Urgent Courses	15	320	4.7%	8.2%	9.2%	9.1%
% of FP17s Relating to Free Repair or Replacements	0	320	0.0%	1.2%	1.0%	0.8%
% of FP17s Relating to Continuations	5	320	1.6%	1.4%	1.2%	1.1%
% of Patients satisfied with the dentistry they have received	0	0	N/A	91.8%	91.6%	91.4%
% of Patients satisfied with the time they had to wait for an appointment	0	0	N/A	88.1%	88.1%	87.7%

* This is based on patients treated on this contract for their most recent course of treatment. Figures in italics indicate the base number of FP17s or Patient Questionnaire responses are less than 100. N/A is shown where the base number of responses is less than 10 during the period. % is calculated as Quantity/Base number*100

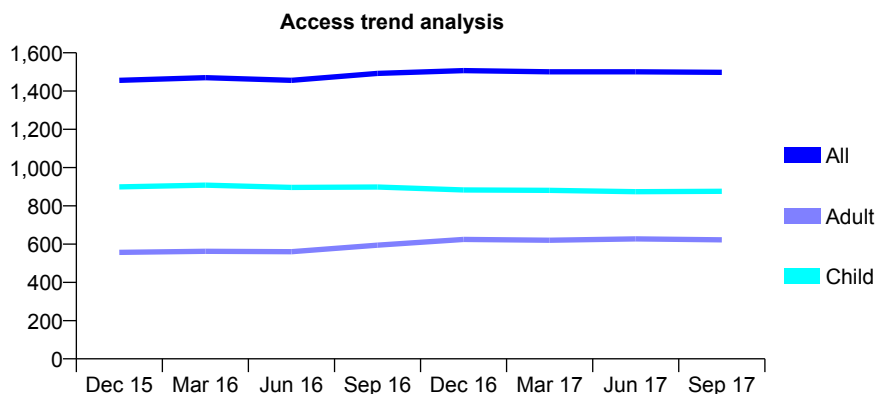
Q49 - Vital Signs At a Glance Contract Report for 344702/0001 - September 2017

Name or company name	MRS EM GRIFFIN
Contract type name	GDS Contract
Purpose of contract	General
Contract start date	01/01/2012
Contract end date	

17/18 Contracted general activity (UDA)	4,000
Carry forward general activity (UDA)	23
17/18 Contracted orthodontic activity (UOA)	0
Carry forward orthodontic activity (UOA)	0
Baseline contract value	£98,885.45

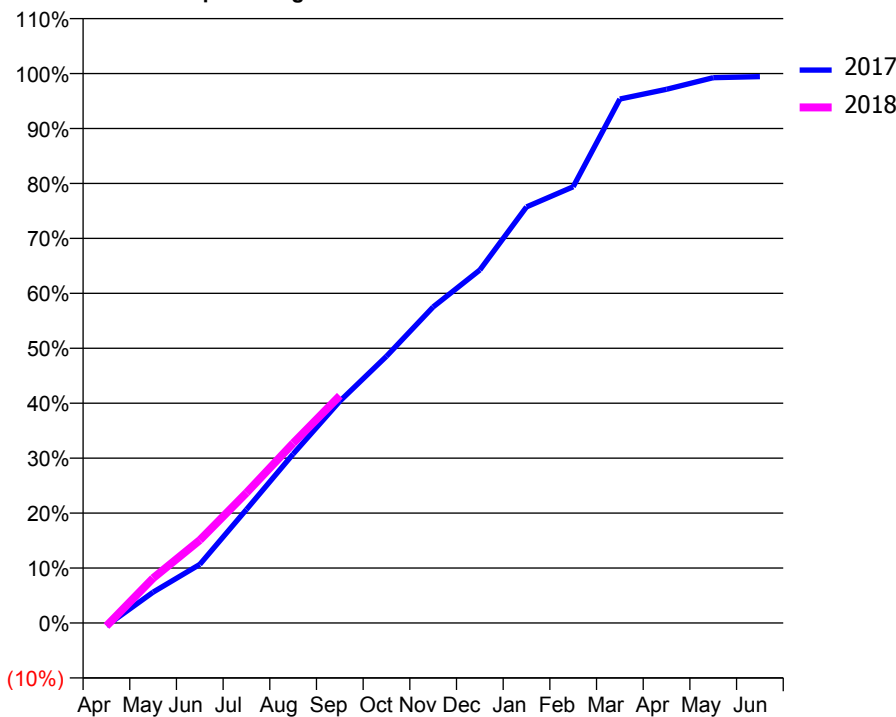
ACCESS*

Patients seen in 24 months	Total	Change since previous quarter
Quarter ending September 2016	1,492	
Quarter ending December 2016	1,507	→
Quarter ending March 2017	1,501	→
Quarter ending June 2017	1,501	→
Quarter ending September 2017	1,498	→
Variance since September 2016	0.4%	→



ACTIVITY

Cumulative percentage of contracted UDA delivered 2017 & 2018



Month	Adjusted Scheduled Activity (UDA)	
	2017	2018
April	-21	-23
May	225	326
June	426	603
July	826	948
August	1,230	1,309
September	1,615	1,654
October	1,942	
November	2,301	
December	2,570	
January	3,029	
February	3,175	
March	3,814	
April	3,885	
May	3,970	
June	3,977	

QUALITY

	Quantity	Base Number	Contract	AT	Region	England
% of FP17s for the same patient ID Re-attending within 3 months - Children	73	779	9.4%	10.7%	12.8%	11.9%
% of FP17s for the same patient ID Re-attending within 3 months - Adults	65	422	15.4%	14.4%	16.5%	15.9%
% of FP17s for the same patient ID Re-attending between 3 & 9 months - Children	594	779	76.3%	57.8%	59.7%	58.1%
% of FP17s for the same patient ID Re-attending between 3 & 9 months - Adults	304	422	72.0%	52.8%	53.0%	50.6%
% of FP17s for Band 1 Urgent Courses	51	1,103	4.6%	8.2%	9.2%	9.1%
% of FP17s Relating to Free Repair or Replacements	3	1,103	0.3%	1.2%	1.0%	0.8%
% of FP17s Relating to Continuations	3	1,103	0.3%	1.4%	1.2%	1.1%
% of Patients satisfied with the dentistry they have received	5	5	N/A	91.8%	91.6%	91.4%
% of Patients satisfied with the time they had to wait for an appointment	4	5	N/A	88.1%	88.1%	87.7%

* This is based on patients treated on this contract for their most recent course of treatment. Figures in italics indicate the base number of FP17s or Patient Questionnaire responses are less than 100. N/A is shown where the base number of responses is less than 10 during the period. % is calculated as Quantity/Base number*100

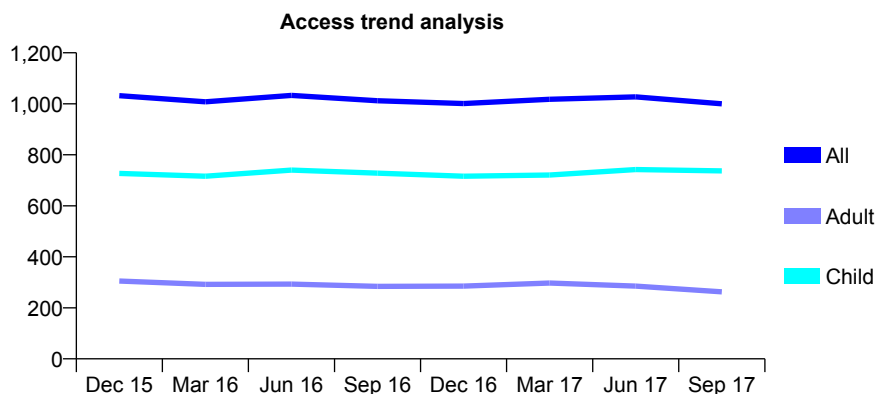
Q49 - Vital Signs At a Glance Contract Report for 357499/0001 - September 2017

Name or company name	MR TD DAVIES
Contract type name	GDS Contract
Purpose of contract	General
Contract start date	01/08/2012
Contract end date	

17/18 Contracted general activity (UDA)	3,093
Carry forward general activity (UDA)	0
17/18 Contracted orthodontic activity (UOA)	0
Carry forward orthodontic activity (UOA)	0
Baseline contract value	£68,842.58

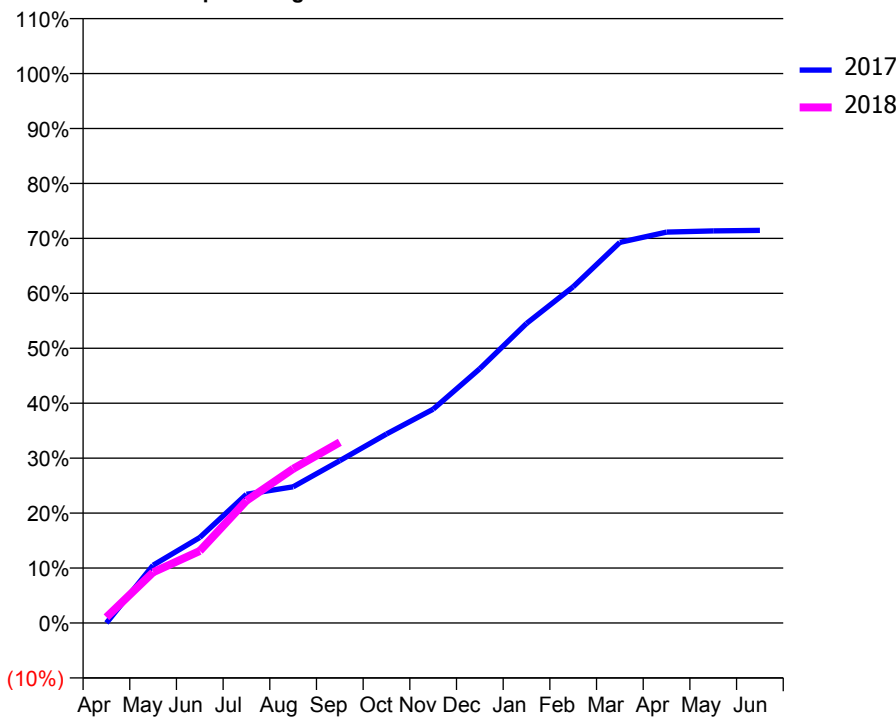
ACCESS*

Patients seen in 24 months	Total	Change since previous quarter
Quarter ending September 2016	1,012	
Quarter ending December 2016	1,001	↓
Quarter ending March 2017	1,018	→
Quarter ending June 2017	1,027	→
Quarter ending September 2017	1,000	↓
Variance since September 2016	(1.2%)	↓



ACTIVITY

Cumulative percentage of contracted UDA delivered 2017 & 2018



Month	Adjusted Scheduled Activity (UDA)	
	2017	2018
April	0	33
May	325	286
June	481	406
July	725	689
August	767	868
September	914	1,017
October	1,064	
November	1,203	
December	1,432	
January	1,686	
February	1,893	
March	2,143	
April	2,200	
May	2,207	
June	2,210	

QUALITY

	Quantity	Base Number	Contract	AT	Region	England
% of FP17s for the same patient ID Re-attending within 3 months - Children	23	506	4.5%	10.7%	12.8%	11.9%
% of FP17s for the same patient ID Re-attending within 3 months - Adults	38	159	23.9%	14.4%	16.5%	15.9%
% of FP17s for the same patient ID Re-attending between 3 & 9 months - Children	266	506	52.6%	57.8%	59.7%	58.1%
% of FP17s for the same patient ID Re-attending between 3 & 9 months - Adults	76	159	47.8%	52.8%	53.0%	50.6%
% of FP17s for Band 1 Urgent Courses	27	625	4.3%	8.2%	9.2%	9.1%
% of FP17s Relating to Free Repair or Replacements	0	625	0.0%	1.2%	1.0%	0.8%
% of FP17s Relating to Continuations	8	625	1.3%	1.4%	1.2%	1.1%
% of Patients satisfied with the dentistry they have received	2	2	N/A	91.8%	91.6%	91.4%
% of Patients satisfied with the time they had to wait for an appointment	2	2	N/A	88.1%	88.1%	87.7%

* This is based on patients treated on this contract for their most recent course of treatment. Figures in italics indicate the base number of FP17s or Patient Questionnaire responses are less than 100. N/A is shown where the base number of responses is less than 10 during the period. % is calculated as Quantity/Base number*100

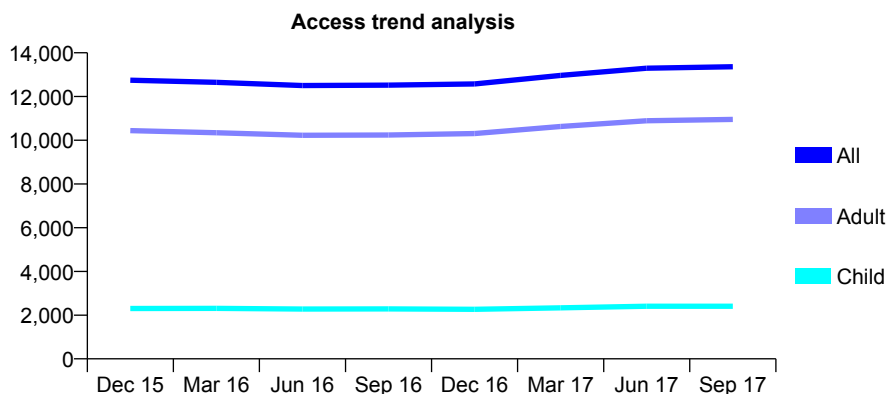
Q49 - Vital Signs At a Glance Contract Report for 358398/0001 - September 2017

Name or company name	MR DJ RYNN
Contract type name	GDS Contract
Purpose of contract	General
Contract start date	01/04/2011
Contract end date	

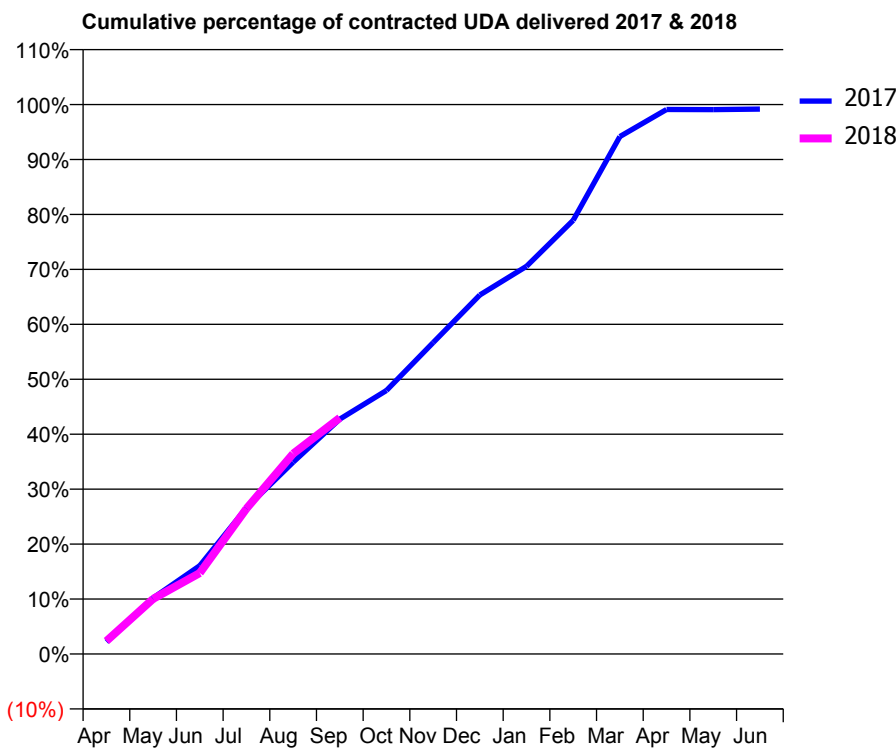
17/18 Contracted general activity (UDA)	37,204
Carry forward general activity (UDA)	308
17/18 Contracted orthodontic activity (UOA)	0
Carry forward orthodontic activity (UOA)	0
Baseline contract value	£876,208.24

ACCESS*

Patients seen in 24 months	Total	Change since previous quarter
Quarter ending September 2016	12,519	
Quarter ending December 2016	12,573	→
Quarter ending March 2017	12,967	↑
Quarter ending June 2017	13,293	↑
Quarter ending September 2017	13,362	→
Variance since September 2016	6.7%	↑



ACTIVITY



Month	Adjusted Scheduled Activity (UDA)	
	2017	2018
April	828	878
May	3,795	3,732
June	5,984	5,484
July	9,895	9,843
August	12,988	13,569
September	15,901	15,994
October	17,846	
November	21,083	
December	24,306	
January	26,247	
February	29,368	
March	35,032	
April	36,865	
May	36,858	
June	36,896	

QUALITY

	Quantity	Base Number	Contract	AT	Region	England
% of FP17s for the same patient ID Re-attending within 3 months - Children	109	2,049	5.3%	10.7%	12.8%	11.9%
% of FP17s for the same patient ID Re-attending within 3 months - Adults	925	9,142	10.1%	14.4%	16.5%	15.9%
% of FP17s for the same patient ID Re-attending between 3 & 9 months - Children	1,510	2,049	73.7%	57.8%	59.7%	58.1%
% of FP17s for the same patient ID Re-attending between 3 & 9 months - Adults	6,719	9,142	73.5%	52.8%	53.0%	50.6%
% of FP17s for Band 1 Urgent Courses	498	9,701	5.1%	8.2%	9.2%	9.1%
% of FP17s Relating to Free Repair or Replacements	92	9,701	0.9%	1.2%	1.0%	0.8%
% of FP17s Relating to Continuations	113	9,701	1.2%	1.4%	1.2%	1.1%
% of Patients satisfied with the dentistry they have received	31	31	100.0%	91.8%	91.6%	91.4%
% of Patients satisfied with the time they had to wait for an appointment	28	31	90.3%	88.1%	88.1%	87.7%

* This is based on patients treated on this contract for their most recent course of treatment. Figures in italics indicate the base number of FP17s or Patient Questionnaire responses are less than 100. N/A is shown where the base number of responses is less than 10 during the period. % is calculated as Quantity/Base number*100

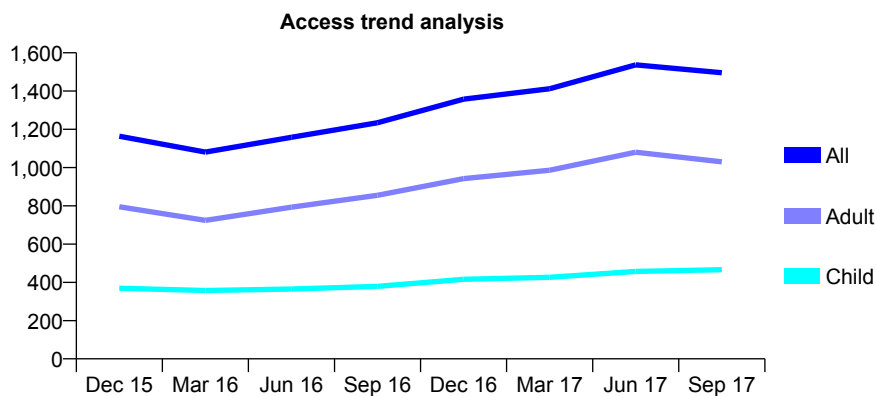
Q49 - Vital Signs At a Glance Contract Report for 367672/0001 - September 2017

Name or company name	MR GA HARRISON
Contract type name	GDS Contract
Purpose of contract	General
Contract start date	01/08/2006
Contract end date	

17/18 Contracted general activity (UDA)	2,190
Carry forward general activity (UDA)	0
17/18 Contracted orthodontic activity (UOA)	0
Carry forward orthodontic activity (UOA)	0
Baseline contract value	£52,371.40

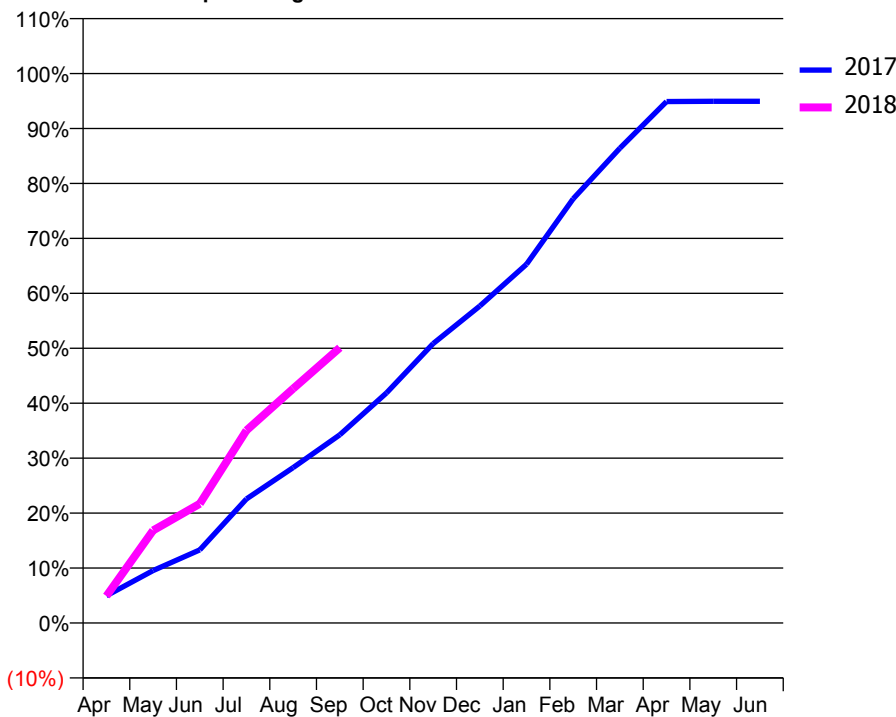
ACCESS*

Patients seen in 24 months	Total	Change since previous quarter
Quarter ending September 2016	1,234	
Quarter ending December 2016	1,358	↑
Quarter ending March 2017	1,412	↑
Quarter ending June 2017	1,537	↑
Quarter ending September 2017	1,496	↓
Variance since September 2016	21.2%	↑



ACTIVITY

Cumulative percentage of contracted UDA delivered 2017 & 2018



Adjusted Scheduled Activity (UDA)

Month	2017	2018
April	109	108
May	209	369
June	292	476
July	494	768
August	620	934
September	750	1,097
October	917	
November	1,113	
December	1,264	
January	1,430	
February	1,691	
March	1,892	
April	2,078	
May	2,079	
June	2,079	

QUALITY

	Quantity	Base Number	Contract	AT	Region	England
% of FP17s for the same patient ID Re-attending within 3 months - Children	34	424	8.0%	10.7%	12.8%	11.9%
% of FP17s for the same patient ID Re-attending within 3 months - Adults	157	971	16.2%	14.4%	16.5%	15.9%
% of FP17s for the same patient ID Re-attending between 3 & 9 months - Children	237	424	55.9%	57.8%	59.7%	58.1%
% of FP17s for the same patient ID Re-attending between 3 & 9 months - Adults	456	971	47.0%	52.8%	53.0%	50.6%
% of FP17s for Band 1 Urgent Courses	62	633	9.8%	8.2%	9.2%	9.1%
% of FP17s Relating to Free Repair or Replacements	14	633	2.2%	1.2%	1.0%	0.8%
% of FP17s Relating to Continuations	18	633	2.8%	1.4%	1.2%	1.1%
% of Patients satisfied with the dentistry they have received	2	2	N/A	91.8%	91.6%	91.4%
% of Patients satisfied with the time they had to wait for an appointment	2	2	N/A	88.1%	88.1%	87.7%

* This is based on patients treated on this contract for their most recent course of treatment. Figures in italics indicate the base number of FP17s or Patient Questionnaire responses are less than 100. N/A is shown where the base number of responses is less than 10 during the period. % is calculated as Quantity/Base number*100

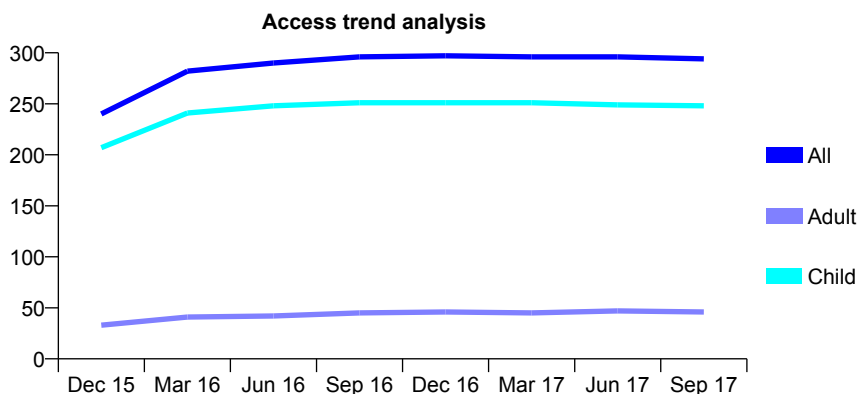
Q49 - Vital Signs At a Glance Contract Report for 565989/0001 - September 2017

Name or company name	Wetheral Dental Practice
Contract type name	GDS Contract
Purpose of contract	General
Contract start date	01/04/2006
Contract end date	

17/18 Contracted general activity (UDA)	506
Carry forward general activity (UDA)	-10
17/18 Contracted orthodontic activity (UOA)	0
Carry forward orthodontic activity (UOA)	0
Baseline contract value	£12,453.02

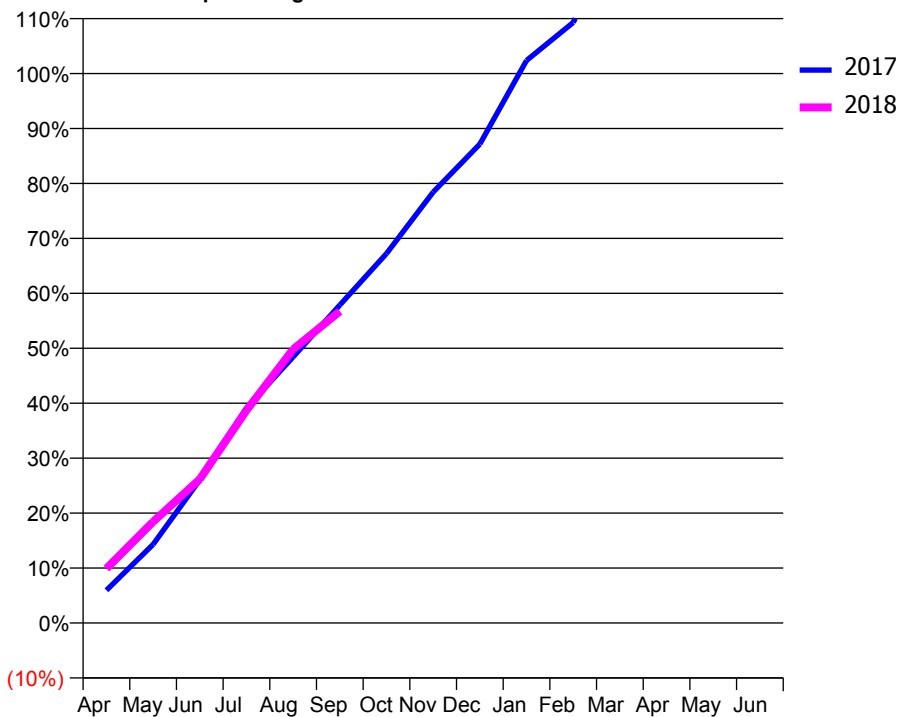
ACCESS*

Patients seen in 24 months	Total	Change since previous quarter
Quarter ending September 2016	296	
Quarter ending December 2016	297	→
Quarter ending March 2017	296	→
Quarter ending June 2017	296	→
Quarter ending September 2017	294	→
Variance since September 2016	(0.7%)	→



ACTIVITY

Cumulative percentage of contracted UDA delivered 2017 & 2018



Month	Adjusted Scheduled Activity (UDA)	
	2017	2018
April	30	50
May	72	93
June	132	132
July	198	196
August	245	252
September	293	287
October	340	
November	397	
December	441	
January	518	
February	553	
March	633	
April	650	
May	650	
June	653	

QUALITY

	Quantity	Base Number	Contract	AT	Region	England
% of FP17s for the same patient ID Re-attending within 3 months - Children	11	221	5.0%	10.7%	12.8%	11.9%
% of FP17s for the same patient ID Re-attending within 3 months - Adults	1	17	5.9%	14.4%	16.5%	15.9%
% of FP17s for the same patient ID Re-attending between 3 & 9 months - Children	177	221	80.1%	57.8%	59.7%	58.1%
% of FP17s for the same patient ID Re-attending between 3 & 9 months - Adults	14	17	82.4%	52.8%	53.0%	50.6%
% of FP17s for Band 1 Urgent Courses	5	224	2.2%	8.2%	9.2%	9.1%
% of FP17s Relating to Free Repair or Replacements	0	224	0.0%	1.2%	1.0%	0.8%
% of FP17s Relating to Continuations	0	224	0.0%	1.4%	1.2%	1.1%
% of Patients satisfied with the dentistry they have received	0	0	N/A	91.8%	91.6%	91.4%
% of Patients satisfied with the time they had to wait for an appointment	0	0	N/A	88.1%	88.1%	87.7%

* This is based on patients treated on this contract for their most recent course of treatment. Figures in italics indicate the base number of FP17s or Patient Questionnaire responses are less than 100. N/A is shown where the base number of responses is less than 10 during the period. % is calculated as Quantity/Base number*100

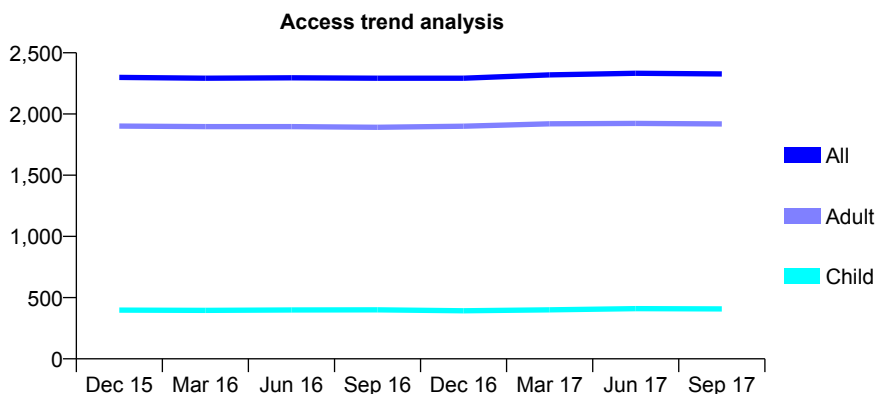
Q49 - Vital Signs At a Glance Contract Report for 567337/0001 - September 2017

Name or company name	Harley House Dental Practice
Contract type name	GDS Contract
Purpose of contract	General and Orthodontic
Contract start date	01/04/2006
Contract end date	

17/18 Contracted general activity (UDA)	7,344
Carry forward general activity (UDA)	-54
17/18 Contracted orthodontic activity (UOA)	0
Carry forward orthodontic activity (UOA)	0
Baseline contract value	£185,325.46

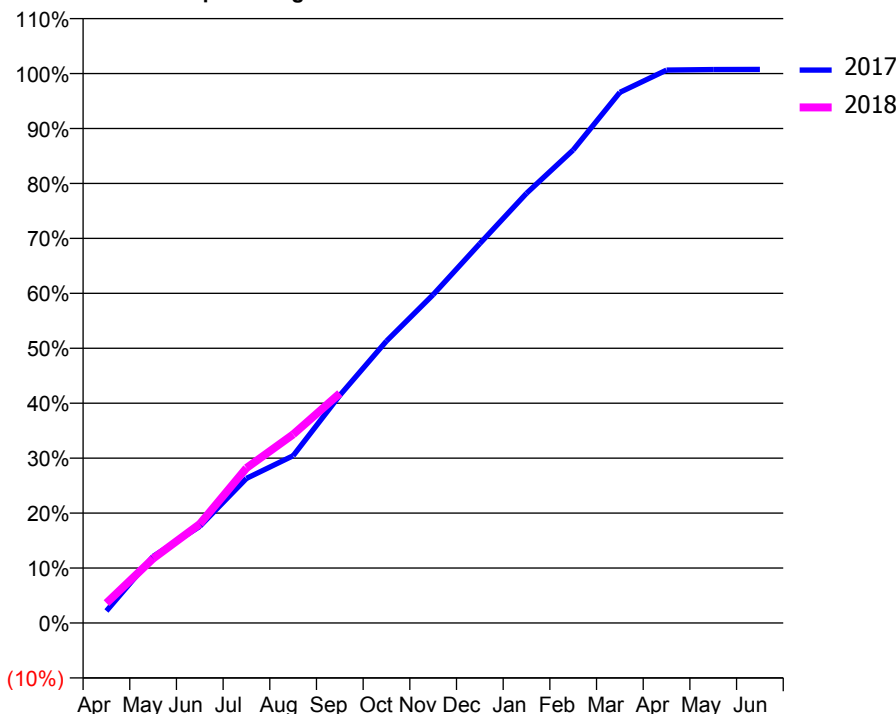
ACCESS*

Patients seen in 24 months	Total	Change since previous quarter
Quarter ending September 2016	2,292	
Quarter ending December 2016	2,293	→
Quarter ending March 2017	2,320	→
Quarter ending June 2017	2,333	→
Quarter ending September 2017	2,327	→
Variance since September 2016	1.5%	→



ACTIVITY

Cumulative percentage of contracted UDA delivered 2017 & 2018



Month	Adjusted Scheduled Activity (UDA)	
	2017	2018
April	161	267
May	890	861
June	1,291	1,323
July	1,933	2,073
August	2,236	2,521
September	3,044	3,070
October	3,768	
November	4,388	
December	5,072	
January	5,744	
February	6,322	
March	7,092	
April	7,390	
May	7,396	
June	7,398	

QUALITY

	Quantity	Base Number	Contract	AT	Region	England
% of FP17s for the same patient ID Re-attending within 3 months - Children	42	382	11.0%	10.7%	12.8%	11.9%
% of FP17s for the same patient ID Re-attending within 3 months - Adults	196	1,561	12.6%	14.4%	16.5%	15.9%
% of FP17s for the same patient ID Re-attending between 3 & 9 months - Children	263	382	68.8%	57.8%	59.7%	58.1%
% of FP17s for the same patient ID Re-attending between 3 & 9 months - Adults	1,085	1,561	69.5%	52.8%	53.0%	50.6%
% of FP17s for Band 1 Urgent Courses	166	1,778	9.3%	8.2%	9.2%	9.1%
% of FP17s Relating to Free Repair or Replacements	4	1,778	0.2%	1.2%	1.0%	0.8%
% of FP17s Relating to Continuations	9	1,778	0.5%	1.4%	1.2%	1.1%
% of Patients satisfied with the dentistry they have received	4	5	N/A	91.8%	91.6%	91.4%
% of Patients satisfied with the time they had to wait for an appointment	5	5	N/A	88.1%	88.1%	87.7%

* This is based on patients treated on this contract for their most recent course of treatment. Figures in italics indicate the base number of FP17s or Patient Questionnaire responses are less than 100. N/A is shown where the base number of responses is less than 10 during the period. % is calculated as Quantity/Base number*100

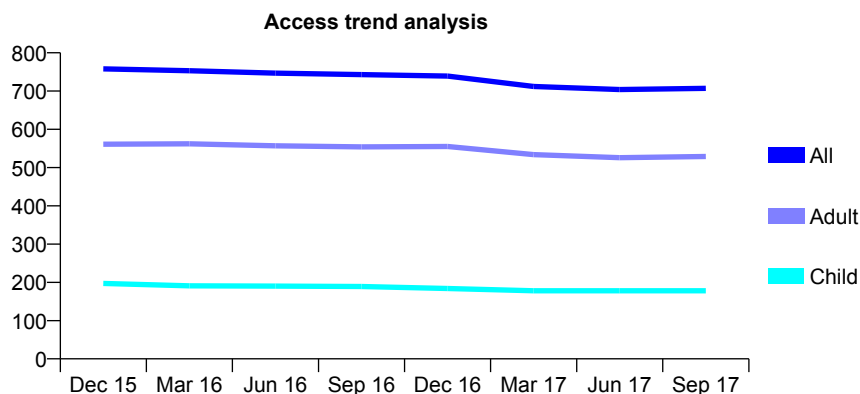
Q49 - Vital Signs At a Glance Contract Report for 570869/0001 - September 2017

Name or company name	MR MI BHOLAH
Contract type name	GDS Contract
Purpose of contract	General and Orthodontic
Contract start date	01/04/2006
Contract end date	

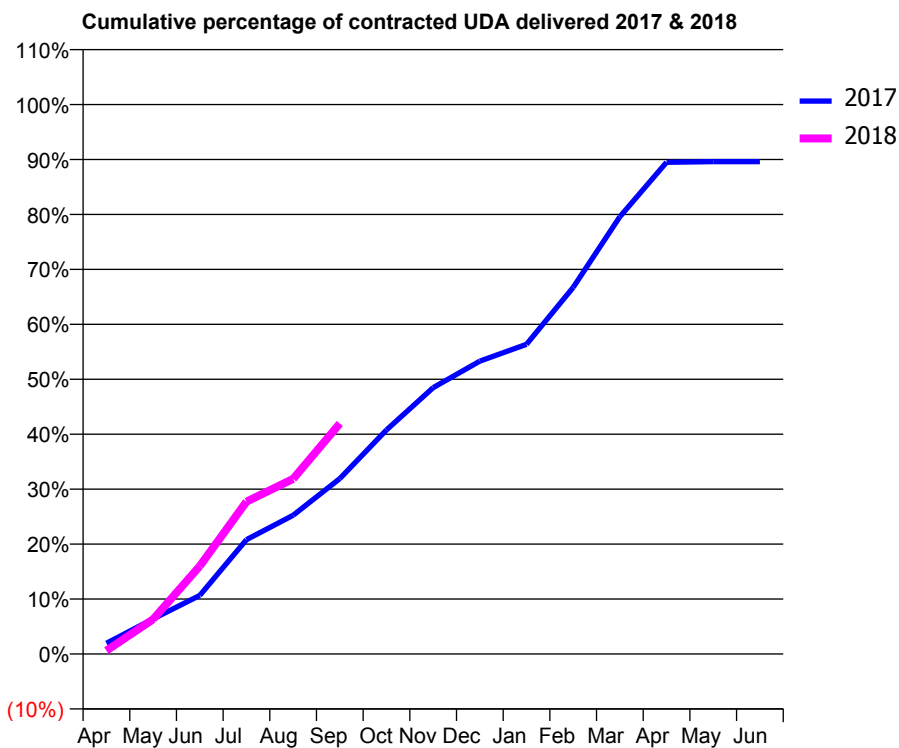
17/18 Contracted general activity (UDA)	3,219
Carry forward general activity (UDA)	0
17/18 Contracted orthodontic activity (UOA)	0
Carry forward orthodontic activity (UOA)	0
Baseline contract value	£86,230.07

ACCESS*

Patients seen in 24 months	Total	Change since previous quarter
Quarter ending September 2016	743	
Quarter ending December 2016	739	→
Quarter ending March 2017	712	↓
Quarter ending June 2017	704	↓
Quarter ending September 2017	707	→
Variance since September 2016	(4.8%)	↓



ACTIVITY



Month	Adjusted Scheduled Activity (UDA)	
	2017	2018
April	63	20
May	206	203
June	343	515
July	670	893
August	813	1,026
September	1,028	1,350
October	1,313	
November	1,560	
December	1,716	
January	1,815	
February	2,148	
March	2,561	
April	2,880	
May	2,884	
June	2,884	

QUALITY

	Quantity	Base Number	Contract	AT	Region	England
% of FP17s for the same patient ID Re-attending within 3 months - Children	2	142	1.4%	10.7%	12.8%	11.9%
% of FP17s for the same patient ID Re-attending within 3 months - Adults	39	372	10.5%	14.4%	16.5%	15.9%
% of FP17s for the same patient ID Re-attending between 3 & 9 months - Children	105	142	73.9%	57.8%	59.7%	58.1%
% of FP17s for the same patient ID Re-attending between 3 & 9 months - Adults	212	372	57.0%	52.8%	53.0%	50.6%
% of FP17s for Band 1 Urgent Courses	12	439	2.7%	8.2%	9.2%	9.1%
% of FP17s Relating to Free Repair or Replacements	0	439	0.0%	1.2%	1.0%	0.8%
% of FP17s Relating to Continuations	7	439	1.6%	1.4%	1.2%	1.1%
% of Patients satisfied with the dentistry they have received	1	2	N/A	91.8%	91.6%	91.4%
% of Patients satisfied with the time they had to wait for an appointment	1	2	N/A	88.1%	88.1%	87.7%

* This is based on patients treated on this contract for their most recent course of treatment. Figures in italics indicate the base number of FP17s or Patient Questionnaire responses are less than 100. N/A is shown where the base number of responses is less than 10 during the period. % is calculated as Quantity/Base number*100

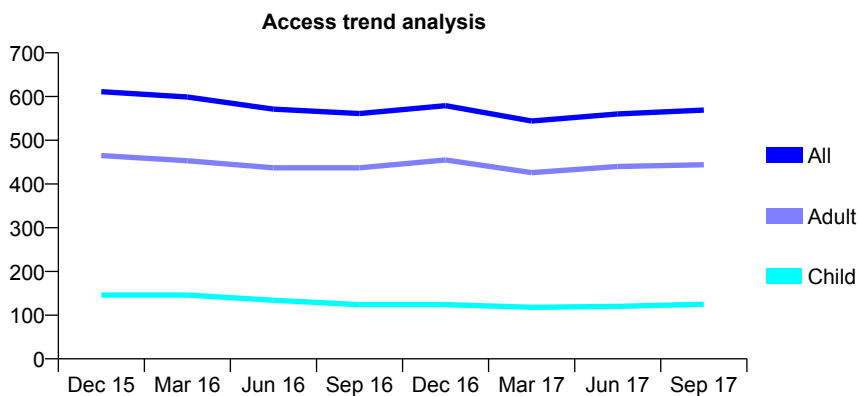
Q49 - Vital Signs At a Glance Contract Report for 570869/0002 - September 2017

Name or company name	MR MI BHOLAH
Contract type name	GDS Contract
Purpose of contract	General and Orthodontic
Contract start date	01/04/2006
Contract end date	

17/18 Contracted general activity (UDA)	2,956
Carry forward general activity (UDA)	0
17/18 Contracted orthodontic activity (UOA)	0
Carry forward orthodontic activity (UOA)	0
Baseline contract value	£92,810.50

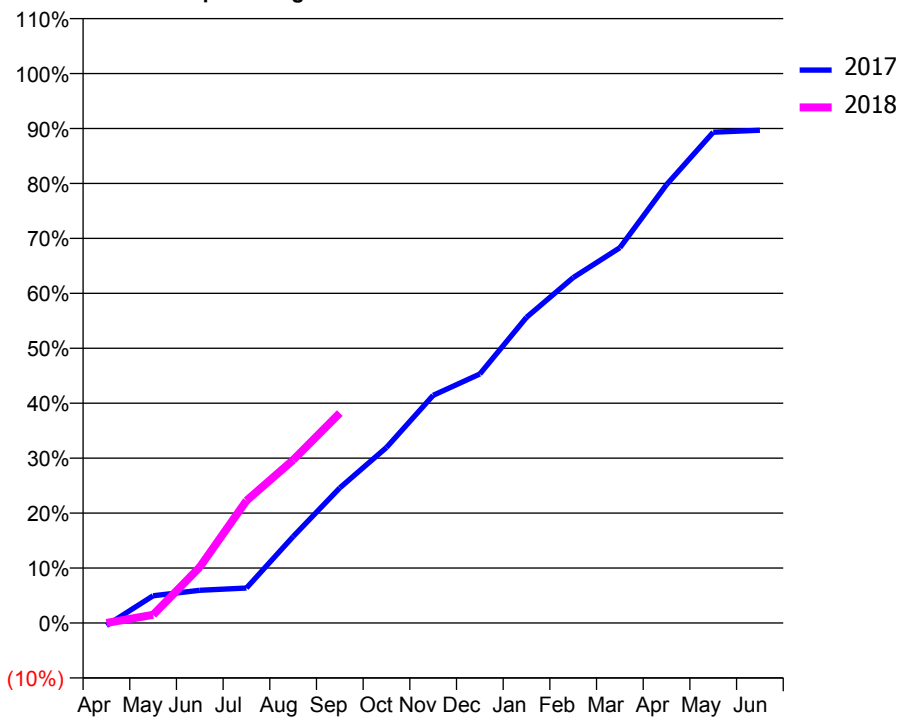
ACCESS*

Patients seen in 24 months	Total	Change since previous quarter
Quarter ending September 2016	561	
Quarter ending December 2016	579	↑
Quarter ending March 2017	544	↓
Quarter ending June 2017	560	↑
Quarter ending September 2017	569	→
Variance since September 2016	1.4%	→



ACTIVITY

Cumulative percentage of contracted UDA delivered 2017 & 2018



Month	Adjusted Scheduled Activity (UDA)	
	2017	2018
April	-14	0
May	146	44
June	176	301
July	188	658
August	465	877
September	727	1,130
October	944	
November	1,225	
December	1,339	
January	1,644	
February	1,859	
March	2,019	
April	2,358	
May	2,640	
June	2,651	

QUALITY

	Quantity	Base Number	Contract	AT	Region	England
% of FP17s for the same patient ID Re-attending within 3 months - Children	3	77	3.9%	10.7%	12.8%	11.9%
% of FP17s for the same patient ID Re-attending within 3 months - Adults	38	287	13.2%	14.4%	16.5%	15.9%
% of FP17s for the same patient ID Re-attending between 3 & 9 months - Children	39	77	50.6%	57.8%	59.7%	58.1%
% of FP17s for the same patient ID Re-attending between 3 & 9 months - Adults	138	287	48.1%	52.8%	53.0%	50.6%
% of FP17s for Band 1 Urgent Courses	8	263	3.0%	8.2%	9.2%	9.1%
% of FP17s Relating to Free Repair or Replacements	0	263	0.0%	1.2%	1.0%	0.8%
% of FP17s Relating to Continuations	0	263	0.0%	1.4%	1.2%	1.1%
% of Patients satisfied with the dentistry they have received	0	0	N/A	91.8%	91.6%	91.4%
% of Patients satisfied with the time they had to wait for an appointment	0	0	N/A	88.1%	88.1%	87.7%

* This is based on patients treated on this contract for their most recent course of treatment. Figures in italics indicate the base number of FP17s or Patient Questionnaire responses are less than 100. N/A is shown where the base number of responses is less than 10 during the period. % is calculated as Quantity/Base number*100

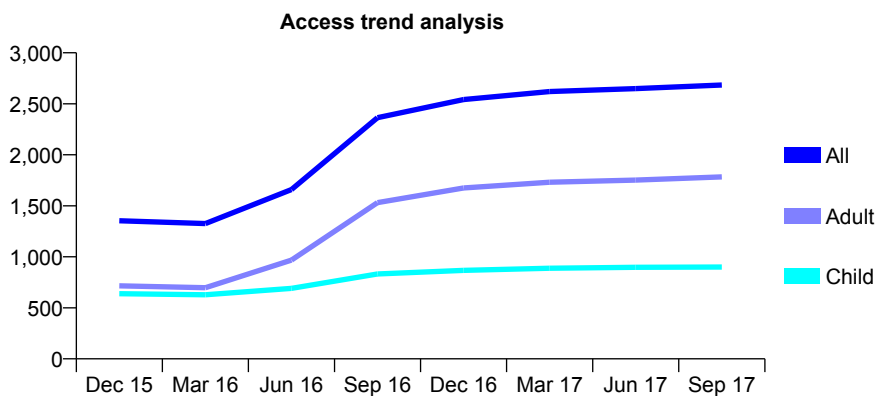
Q49 - Vital Signs At a Glance Contract Report for 572276/0002 - September 2017

Name or company name	Curzon Street Dental Practice
Contract type name	GDS Contract
Purpose of contract	General
Contract start date	01/04/2006
Contract end date	

17/18 Contracted general activity (UDA)	10,191
Carry forward general activity (UDA)	184
17/18 Contracted orthodontic activity (UOA)	0
Carry forward orthodontic activity (UOA)	0
Baseline contract value	£243,732.23

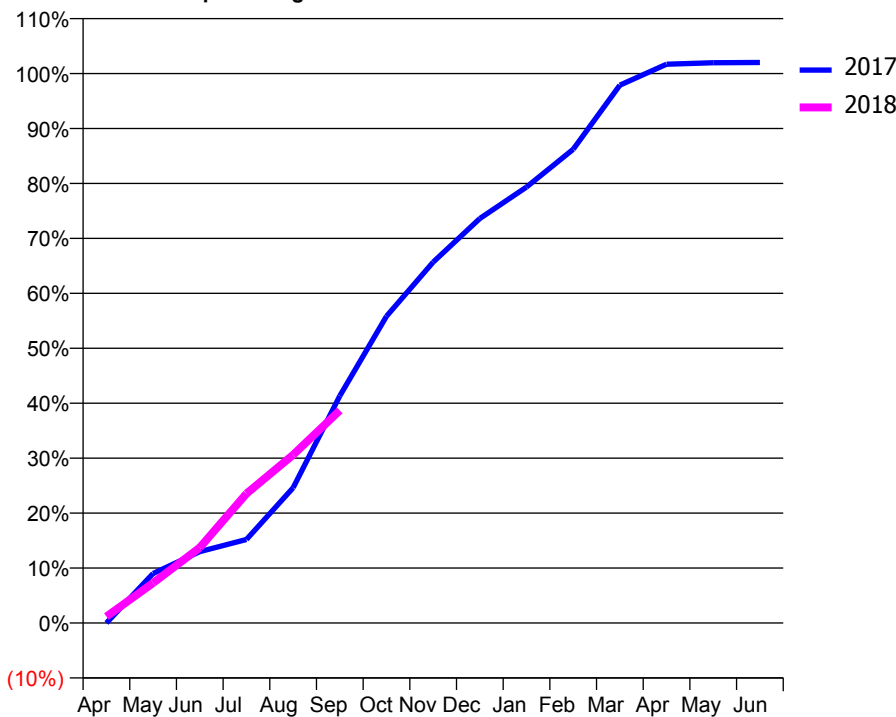
ACCESS*

Patients seen in 24 months	Total	Change since previous quarter
Quarter ending September 2016	2,364	
Quarter ending December 2016	2,542	↑
Quarter ending March 2017	2,620	↑
Quarter ending June 2017	2,649	→
Quarter ending September 2017	2,684	→
Variance since September 2016	13.5%	↑



ACTIVITY

Cumulative percentage of contracted UDA delivered 2017 & 2018



Adjusted Scheduled Activity (UDA)

Month	2017	2018
April	0	121
May	829	742
June	1,195	1,398
July	1,400	2,399
August	2,265	3,119
September	3,802	3,943
October	5,136	
November	6,043	
December	6,773	
January	7,299	
February	7,930	
March	9,005	
April	9,356	
May	9,381	
June	9,384	

QUALITY

	Quantity	Base Number	Contract	AT	Region	England
% of FP17s for the same patient ID Re-attending within 3 months - Children	55	699	7.9%	10.7%	12.8%	11.9%
% of FP17s for the same patient ID Re-attending within 3 months - Adults	307	1,506	20.4%	14.4%	16.5%	15.9%
% of FP17s for the same patient ID Re-attending between 3 & 9 months - Children	483	699	69.1%	57.8%	59.7%	58.1%
% of FP17s for the same patient ID Re-attending between 3 & 9 months - Adults	961	1,506	63.8%	52.8%	53.0%	50.6%
% of FP17s for Band 1 Urgent Courses	97	2,029	4.8%	8.2%	9.2%	9.1%
% of FP17s Relating to Free Repair or Replacements	29	2,029	1.4%	1.2%	1.0%	0.8%
% of FP17s Relating to Continuations	95	2,029	4.7%	1.4%	1.2%	1.1%
% of Patients satisfied with the dentistry they have received	1	1	N/A	91.8%	91.6%	91.4%
% of Patients satisfied with the time they had to wait for an appointment	1	1	N/A	88.1%	88.1%	87.7%

* This is based on patients treated on this contract for their most recent course of treatment. Figures in italics indicate the base number of FP17s or Patient Questionnaire responses are less than 100. N/A is shown where the base number of responses is less than 10 during the period. % is calculated as Quantity/Base number*100

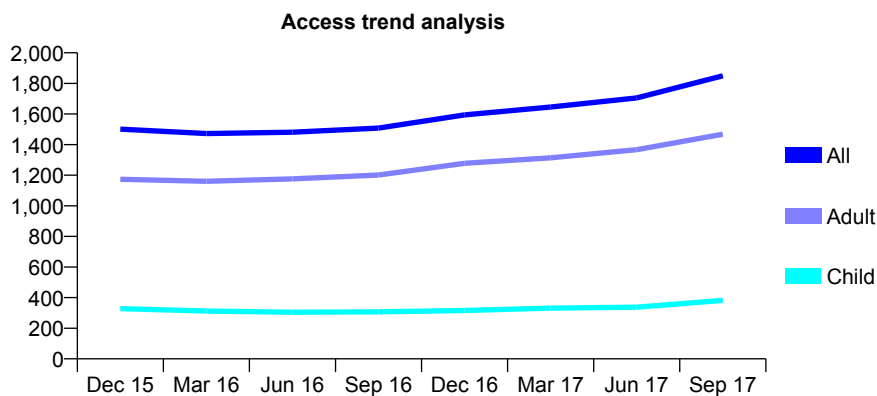
Q49 - Vital Signs At a Glance Contract Report for 573639/0004 - September 2017

Name or company name	MR SB PABARY
Contract type name	GDS Contract
Purpose of contract	General
Contract start date	01/06/2007
Contract end date	

17/18 Contracted general activity (UDA)	7,426
Carry forward general activity (UDA)	0
17/18 Contracted orthodontic activity (UOA)	0
Carry forward orthodontic activity (UOA)	0
Baseline contract value	£204,127.42

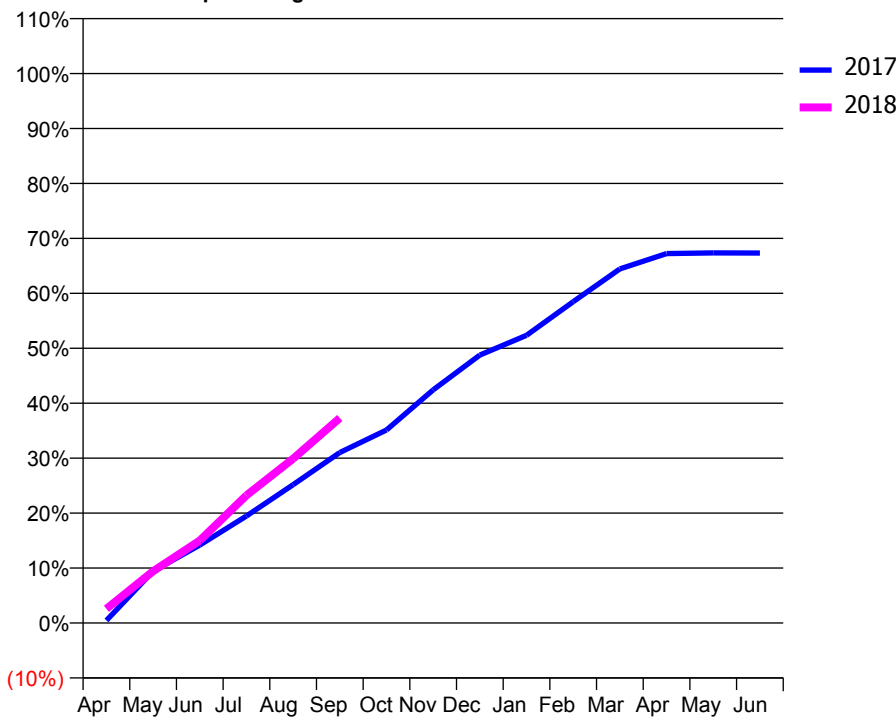
ACCESS*

Patients seen in 24 months	Total	Change since previous quarter
Quarter ending September 2016	1,508	
Quarter ending December 2016	1,594	↑
Quarter ending March 2017	1,646	↑
Quarter ending June 2017	1,705	↑
Quarter ending September 2017	1,850	↑
Variance since September 2016	22.7%	↑



ACTIVITY

Cumulative percentage of contracted UDA delivered 2017 & 2018



Adjusted Scheduled Activity (UDA)

Month	2017	2018
April	39	192
May	770	700
June	1,159	1,115
July	1,590	1,725
August	2,057	2,222
September	2,535	2,771
October	2,870	
November	3,466	
December	3,984	
January	4,278	
February	4,777	
March	5,263	
April	5,492	
May	5,503	
June	5,501	

QUALITY

	Quantity	Base Number	Contract	AT	Region	England
% of FP17s for the same patient ID Re-attending within 3 months - Children	5	304	1.6%	10.7%	12.8%	11.9%
% of FP17s for the same patient ID Re-attending within 3 months - Adults	104	1,084	9.6%	14.4%	16.5%	15.9%
% of FP17s for the same patient ID Re-attending between 3 & 9 months - Children	167	304	54.9%	57.8%	59.7%	58.1%
% of FP17s for the same patient ID Re-attending between 3 & 9 months - Adults	634	1,084	58.5%	52.8%	53.0%	50.6%
% of FP17s for Band 1 Urgent Courses	90	1,286	7.0%	8.2%	9.2%	9.1%
% of FP17s Relating to Free Repair or Replacements	13	1,286	1.0%	1.2%	1.0%	0.8%
% of FP17s Relating to Continuations	2	1,286	0.2%	1.4%	1.2%	1.1%
% of Patients satisfied with the dentistry they have received	3	3	N/A	91.8%	91.6%	91.4%
% of Patients satisfied with the time they had to wait for an appointment	3	3	N/A	88.1%	88.1%	87.7%

* This is based on patients treated on this contract for their most recent course of treatment. Figures in italics indicate the base number of FP17s or Patient Questionnaire responses are less than 100. N/A is shown where the base number of responses is less than 10 during the period. % is calculated as Quantity/Base number*100

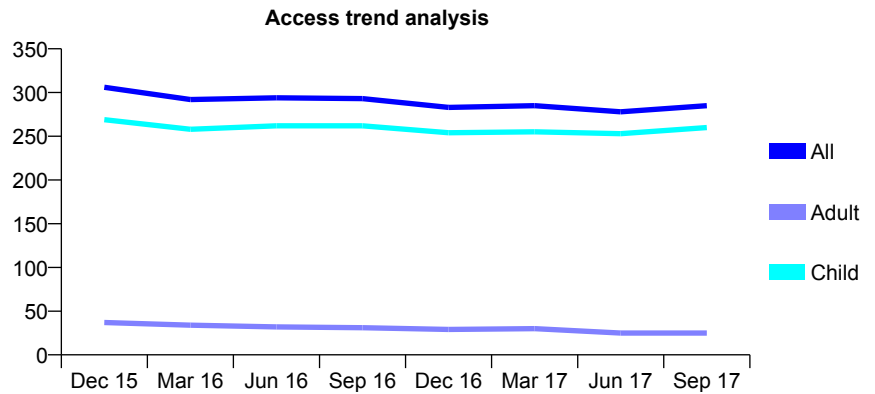
Q49 - Vital Signs At a Glance Contract Report for 573663/0001 - September 2017

Name or company name	Broadway Dental Surgery
Contract type name	GDS Contract
Purpose of contract	General
Contract start date	01/04/2006
Contract end date	

17/18 Contracted general activity (UDA)	740
Carry forward general activity (UDA)	0
17/18 Contracted orthodontic activity (UOA)	0
Carry forward orthodontic activity (UOA)	0
Baseline contract value	£17,449.42

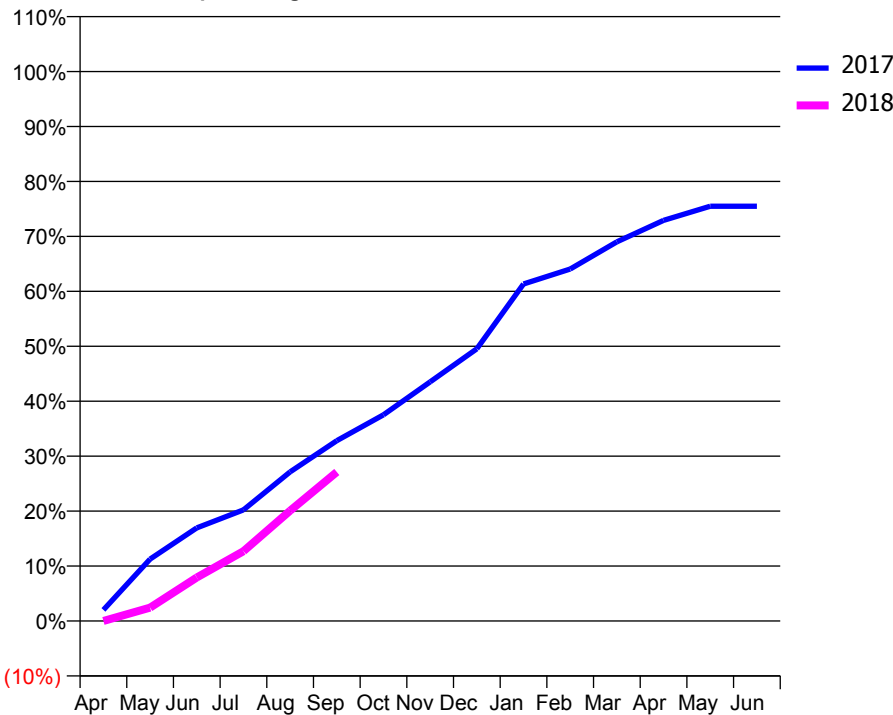
ACCESS*

Patients seen in 24 months	Total	Change since previous quarter
Quarter ending September 2016	293	
Quarter ending December 2016	283	↓
Quarter ending March 2017	285	→
Quarter ending June 2017	278	↓
Quarter ending September 2017	285	↑
Variance since September 2016	(2.7%)	↓



ACTIVITY

Cumulative percentage of contracted UDA delivered 2017 & 2018



Month	Adjusted Scheduled Activity (UDA)	
	2017	2018
April	15	0
May	83	18
June	125	59
July	150	94
August	201	149
September	243	201
October	278	
November	322	
December	367	
January	454	
February	474	
March	511	
April	540	
May	559	
June	559	

QUALITY

	Quantity	Base Number	Contract	AT	Region	England
% of FP17s for the same patient ID Re-attending within 3 months - Children	10	191	5.2%	10.7%	12.8%	11.9%
% of FP17s for the same patient ID Re-attending within 3 months - Adults	0	0	N/A	14.4%	16.5%	15.9%
% of FP17s for the same patient ID Re-attending between 3 & 9 months - Children	113	191	59.2%	57.8%	59.7%	58.1%
% of FP17s for the same patient ID Re-attending between 3 & 9 months - Adults	0	0	N/A	52.8%	53.0%	50.6%
% of FP17s for Band 1 Urgent Courses	8	153	5.2%	8.2%	9.2%	9.1%
% of FP17s Relating to Free Repair or Replacements	0	153	0.0%	1.2%	1.0%	0.8%
% of FP17s Relating to Continuations	0	153	0.0%	1.4%	1.2%	1.1%
% of Patients satisfied with the dentistry they have received	0	0	N/A	91.8%	91.6%	91.4%
% of Patients satisfied with the time they had to wait for an appointment	0	0	N/A	88.1%	88.1%	87.7%

* This is based on patients treated on this contract for their most recent course of treatment. Figures in italics indicate the base number of FP17s or Patient Questionnaire responses are less than 100. N/A is shown where the base number of responses is less than 10 during the period. % is calculated as Quantity/Base number*100

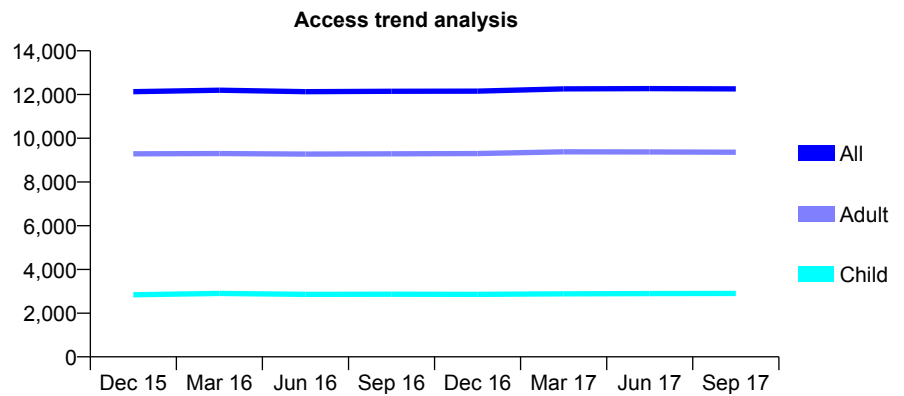
Q49 - Vital Signs At a Glance Contract Report for 574112/0001 - September 2017

Name or company name	Vine, Williamson and Hall
Contract type name	GDS Contract
Purpose of contract	General and Orthodontic
Contract start date	01/04/2006
Contract end date	

17/18 Contracted general activity (UDA)	40,129
Carry forward general activity (UDA)	644
17/18 Contracted orthodontic activity (UOA)	33
Carry forward orthodontic activity (UOA)	0
Baseline contract value	£1,029,809.09

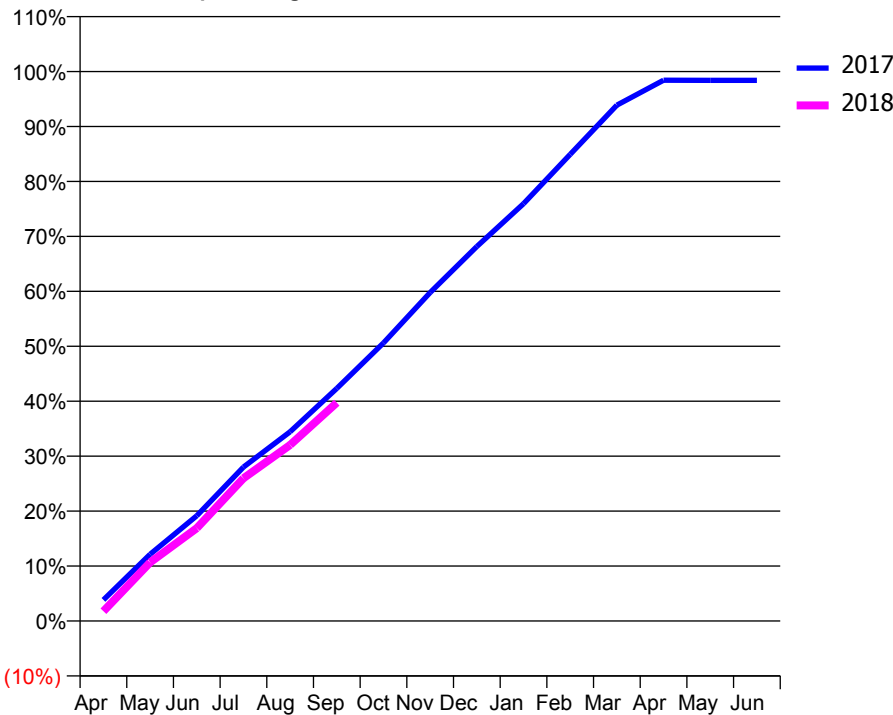
ACCESS*

Patients seen in 24 months	Total	Change since previous quarter
Quarter ending September 2016	12,151	
Quarter ending December 2016	12,152	→
Quarter ending March 2017	12,259	→
Quarter ending June 2017	12,269	→
Quarter ending September 2017	12,260	→
Variance since September 2016	0.9%	→



ACTIVITY

Cumulative percentage of contracted UDA delivered 2017 & 2018



Month	Adjusted Scheduled Activity (UDA)	
	2017	2018
April	1,545	711
May	4,876	4,278
June	7,687	6,787
July	11,245	10,420
August	13,821	12,858
September	16,989	15,950
October	20,306	
November	23,986	
December	27,347	
January	30,471	
February	34,080	
March	37,673	
April	39,493	
May	39,486	
June	39,485	

QUALITY

	Quantity	Base Number	Contract	AT	Region	England
% of FP17s for the same patient ID Re-attending within 3 months - Children	103	1,891	5.4%	10.7%	12.8%	11.9%
% of FP17s for the same patient ID Re-attending within 3 months - Adults	673	6,115	11.0%	14.4%	16.5%	15.9%
% of FP17s for the same patient ID Re-attending between 3 & 9 months - Children	1,020	1,891	53.9%	57.8%	59.7%	58.1%
% of FP17s for the same patient ID Re-attending between 3 & 9 months - Adults	3,493	6,115	57.1%	52.8%	53.0%	50.6%
% of FP17s for Band 1 Urgent Courses	417	7,301	5.7%	8.2%	9.2%	9.1%
% of FP17s Relating to Free Repair or Replacements	145	7,301	2.0%	1.2%	1.0%	0.8%
% of FP17s Relating to Continuations	77	7,301	1.1%	1.4%	1.2%	1.1%
% of Patients satisfied with the dentistry they have received	25	27	92.6%	91.8%	91.6%	91.4%
% of Patients satisfied with the time they had to wait for an appointment	24	27	88.9%	88.1%	88.1%	87.7%

* This is based on patients treated on this contract for their most recent course of treatment. Figures in italics indicate the base number of FP17s or Patient Questionnaire responses are less than 100. N/A is shown where the base number of responses is less than 10 during the period. % is calculated as Quantity/Base number*100

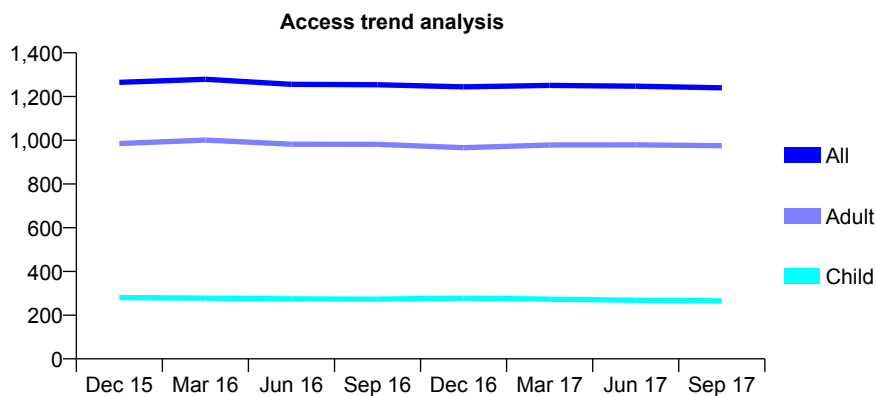
Q49 - Vital Signs At a Glance Contract Report for 575488/0001 - September 2017

Name or company name	MISS S DOWNS
Contract type name	GDS Contract
Purpose of contract	General
Contract start date	01/04/2006
Contract end date	

17/18 Contracted general activity (UDA)	3,941
Carry forward general activity (UDA)	0
17/18 Contracted orthodontic activity (UOA)	0
Carry forward orthodontic activity (UOA)	0
Baseline contract value	£85,502.72

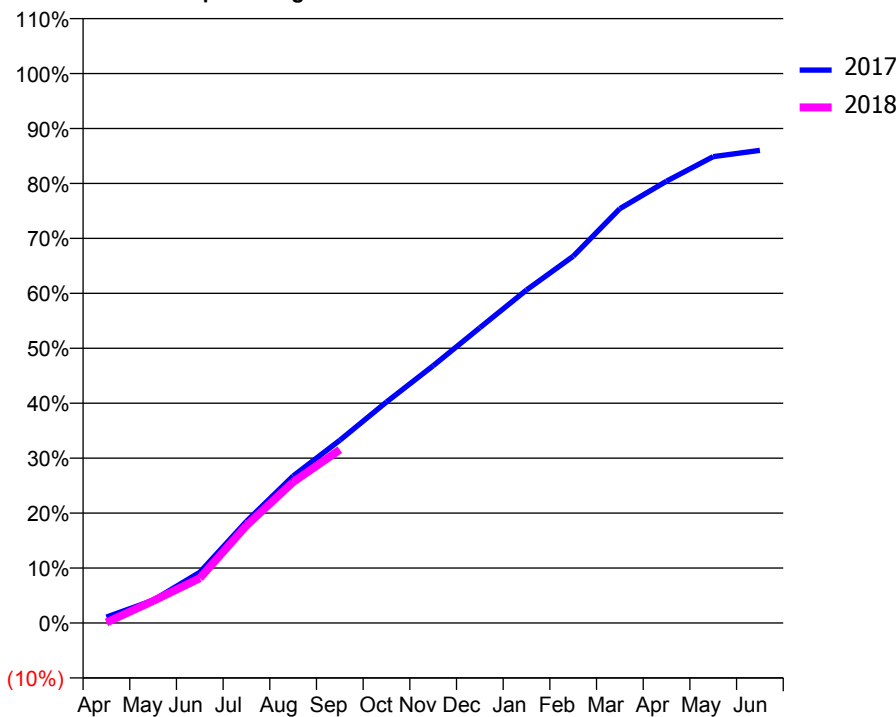
ACCESS*

Patients seen in 24 months	Total	Change since previous quarter
Quarter ending September 2016	1,254	
Quarter ending December 2016	1,244	→
Quarter ending March 2017	1,251	→
Quarter ending June 2017	1,247	→
Quarter ending September 2017	1,240	→
Variance since September 2016	(1.1%)	↓



ACTIVITY

Cumulative percentage of contracted UDA delivered 2017 & 2018



Month	Adjusted Scheduled Activity (UDA)	
	2017	2018
April	42	4
May	163	159
June	364	322
July	729	699
August	1,054	1,011
September	1,310	1,242
October	1,586	
November	1,845	
December	2,118	
January	2,388	
February	2,630	
March	2,972	
April	3,169	
May	3,344	
June	3,389	

QUALITY

	Quantity	Base Number	Contract	AT	Region	England
% of FP17s for the same patient ID Re-attending within 3 months - Children	16	188	8.5%	10.7%	12.8%	11.9%
% of FP17s for the same patient ID Re-attending within 3 months - Adults	122	756	16.1%	14.4%	16.5%	15.9%
% of FP17s for the same patient ID Re-attending between 3 & 9 months - Children	130	188	69.1%	57.8%	59.7%	58.1%
% of FP17s for the same patient ID Re-attending between 3 & 9 months - Adults	460	756	60.8%	52.8%	53.0%	50.6%
% of FP17s for Band 1 Urgent Courses	20	698	2.9%	8.2%	9.2%	9.1%
% of FP17s Relating to Free Repair or Replacements	6	698	0.9%	1.2%	1.0%	0.8%
% of FP17s Relating to Continuations	14	698	2.0%	1.4%	1.2%	1.1%
% of Patients satisfied with the dentistry they have received	2	2	N/A	91.8%	91.6%	91.4%
% of Patients satisfied with the time they had to wait for an appointment	2	2	N/A	88.1%	88.1%	87.7%

* This is based on patients treated on this contract for their most recent course of treatment. Figures in italics indicate the base number of FP17s or Patient Questionnaire responses are less than 100. N/A is shown where the base number of responses is less than 10 during the period. % is calculated as Quantity/Base number*100

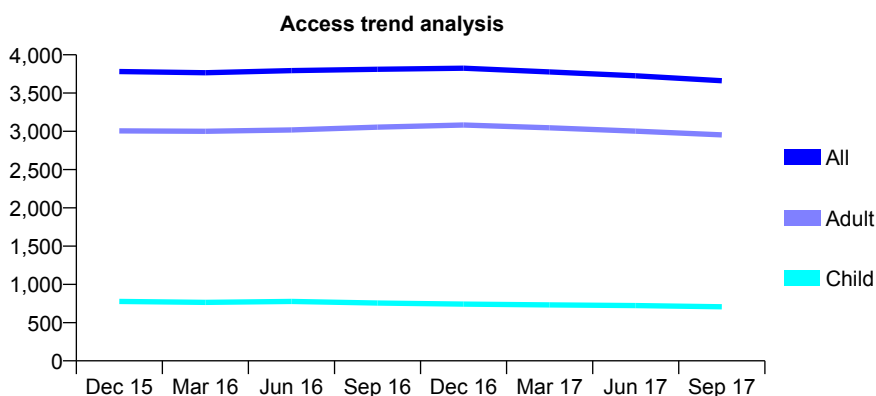
Q49 - Vital Signs At a Glance Contract Report for 578940/0001 - September 2017

Name or company name	MR CJ BELFIELD
Contract type name	GDS Contract
Purpose of contract	General
Contract start date	01/04/2006
Contract end date	

17/18 Contracted general activity (UDA)	9,942
Carry forward general activity (UDA)	0
17/18 Contracted orthodontic activity (UOA)	0
Carry forward orthodontic activity (UOA)	0
Baseline contract value	£256,966.31

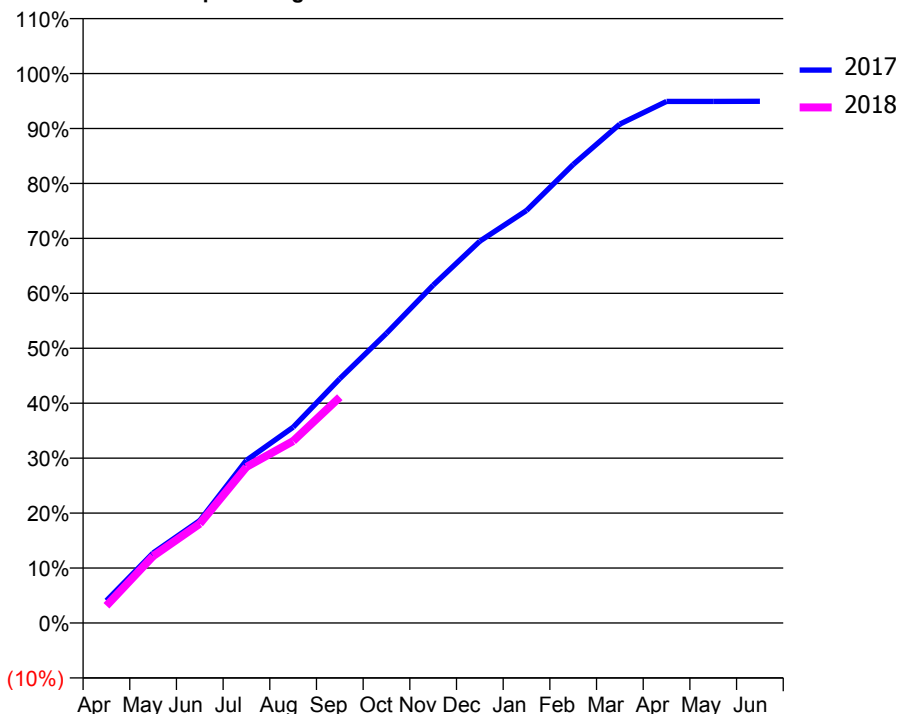
ACCESS*

Patients seen in 24 months	Total	Change since previous quarter
Quarter ending September 2016	3,811	
Quarter ending December 2016	3,824	→
Quarter ending March 2017	3,776	↓
Quarter ending June 2017	3,725	↓
Quarter ending September 2017	3,661	↓
Variance since September 2016	(3.9%)	↓



ACTIVITY

Cumulative percentage of contracted UDA delivered 2017 & 2018



Month	Adjusted Scheduled Activity (UDA)	
	2017	2018
April	404	313
May	1,269	1,210
June	1,855	1,796
July	2,944	2,823
August	3,542	3,292
September	4,422	4,087
October	5,242	
November	6,113	
December	6,909	
January	7,464	
February	8,295	
March	9,026	
April	9,437	
May	9,437	
June	9,438	

QUALITY

	Quantity	Base Number	Contract	AT	Region	England
% of FP17s for the same patient ID Re-attending within 3 months - Children	31	529	5.9%	10.7%	12.8%	11.9%
% of FP17s for the same patient ID Re-attending within 3 months - Adults	198	2,083	9.5%	14.4%	16.5%	15.9%
% of FP17s for the same patient ID Re-attending between 3 & 9 months - Children	324	529	61.2%	57.8%	59.7%	58.1%
% of FP17s for the same patient ID Re-attending between 3 & 9 months - Adults	1,464	2,083	70.3%	52.8%	53.0%	50.6%
% of FP17s for Band 1 Urgent Courses	125	2,391	5.2%	8.2%	9.2%	9.1%
% of FP17s Relating to Free Repair or Replacements	21	2,391	0.9%	1.2%	1.0%	0.8%
% of FP17s Relating to Continuations	4	2,391	0.2%	1.4%	1.2%	1.1%
% of Patients satisfied with the dentistry they have received	6	6	N/A	91.8%	91.6%	91.4%
% of Patients satisfied with the time they had to wait for an appointment	6	6	N/A	88.1%	88.1%	87.7%

* This is based on patients treated on this contract for their most recent course of treatment. Figures in italics indicate the base number of FP17s or Patient Questionnaire responses are less than 100. N/A is shown where the base number of responses is less than 10 during the period. % is calculated as Quantity/Base number*100

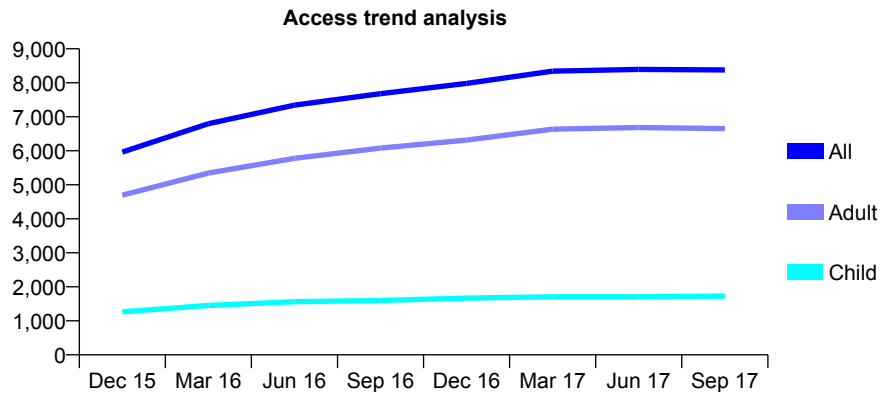
Q49 - Vital Signs At a Glance Contract Report for 601365/0001 - September 2017

Name or company name	MRS JA OWEN
Contract type name	GDS Contract
Purpose of contract	General
Contract start date	01/05/2015
Contract end date	

17/18 Contracted general activity (UDA)	23,296
Carry forward general activity (UDA)	-434
17/18 Contracted orthodontic activity (UOA)	0
Carry forward orthodontic activity (UOA)	0
Baseline contract value	£668,808.88

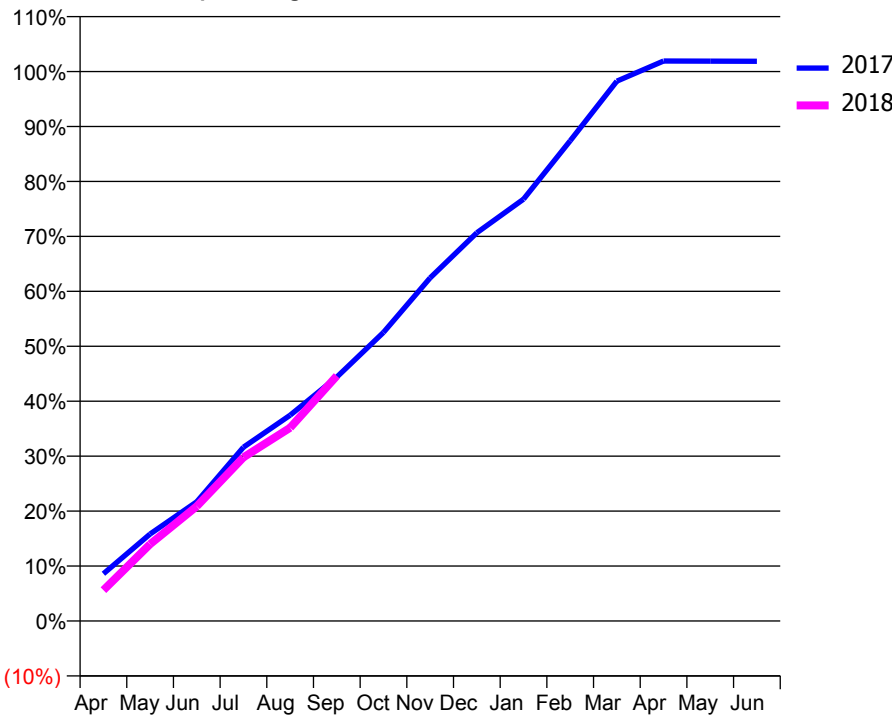
ACCESS*

Patients seen in 24 months	Total	Change since previous quarter
Quarter ending September 2016	7,679	
Quarter ending December 2016	7,984	↑
Quarter ending March 2017	8,345	↑
Quarter ending June 2017	8,394	→
Quarter ending September 2017	8,379	→
Variance since September 2016	9.1%	↑



ACTIVITY

Cumulative percentage of contracted UDA delivered 2017 & 2018



Month	Adjusted Scheduled Activity (UDA)	
	2017	2018
April	2,003	1,310
May	3,691	3,259
June	5,055	4,864
July	7,369	6,941
August	8,725	8,197
September	10,345	10,394
October	12,238	
November	14,546	
December	16,459	
January	17,886	
February	20,361	
March	22,889	
April	23,743	
May	23,735	
June	23,730	

QUALITY

	Quantity	Base Number	Contract	AT	Region	England
% of FP17s for the same patient ID Re-attending within 3 months - Children	48	1,122	4.3%	10.7%	12.8%	11.9%
% of FP17s for the same patient ID Re-attending within 3 months - Adults	456	4,234	10.8%	14.4%	16.5%	15.9%
% of FP17s for the same patient ID Re-attending between 3 & 9 months - Children	609	1,122	54.3%	57.8%	59.7%	58.1%
% of FP17s for the same patient ID Re-attending between 3 & 9 months - Adults	2,548	4,234	60.2%	52.8%	53.0%	50.6%
% of FP17s for Band 1 Urgent Courses	33	4,815	0.7%	8.2%	9.2%	9.1%
% of FP17s Relating to Free Repair or Replacements	157	4,815	3.3%	1.2%	1.0%	0.8%
% of FP17s Relating to Continuations	45	4,815	0.9%	1.4%	1.2%	1.1%
% of Patients satisfied with the dentistry they have received	16	17	94.1%	91.8%	91.6%	91.4%
% of Patients satisfied with the time they had to wait for an appointment	15	17	88.2%	88.1%	88.1%	87.7%

* This is based on patients treated on this contract for their most recent course of treatment. Figures in italics indicate the base number of FP17s or Patient Questionnaire responses are less than 100. N/A is shown where the base number of responses is less than 10 during the period. % is calculated as Quantity/Base number*100

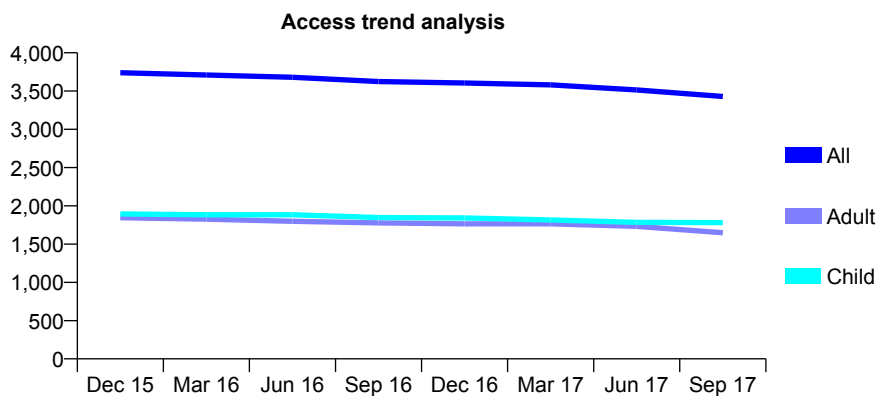
Q49 - Vital Signs At a Glance Contract Report for 622605/0001 - September 2017

Name or company name	MR RA GRANT
Contract type name	GDS Contract
Purpose of contract	General
Contract start date	01/04/2006
Contract end date	

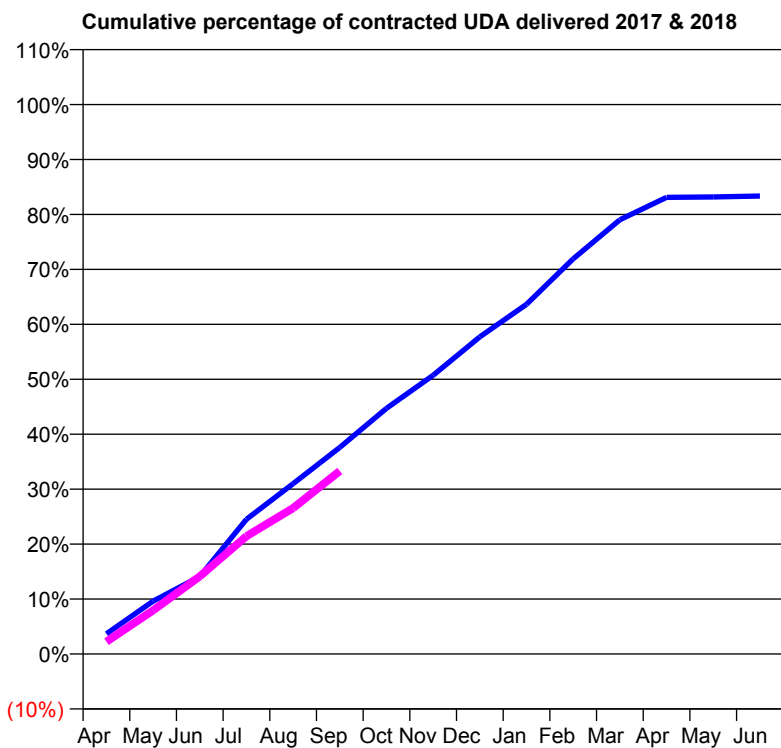
17/18 Contracted general activity (UDA)	11,293
Carry forward general activity (UDA)	0
17/18 Contracted orthodontic activity (UOA)	0
Carry forward orthodontic activity (UOA)	0
Baseline contract value	£294,322.53

ACCESS*

Patients seen in 24 months	Total	Change since previous quarter
Quarter ending September 2016	3,624	
Quarter ending December 2016	3,605	→
Quarter ending March 2017	3,580	→
Quarter ending June 2017	3,515	↓
Quarter ending September 2017	3,429	↓
Variance since September 2016	(5.4%)	↓



ACTIVITY



Month	Adjusted Scheduled Activity (UDA)	
	2017	2018
April	415	253
May	1,086	897
June	1,592	1,595
July	2,770	2,422
August	3,502	3,000
September	4,247	3,761
October	5,050	
November	5,729	
December	6,519	
January	7,188	
February	8,121	
March	8,924	
April	9,384	
May	9,392	
June	9,411	

QUALITY

	Quantity	Base Number	Contract	AT	Region	England
% of FP17s for the same patient ID Re-attending within 3 months - Children	55	1,196	4.6%	10.7%	12.8%	11.9%
% of FP17s for the same patient ID Re-attending within 3 months - Adults	117	956	12.2%	14.4%	16.5%	15.9%
% of FP17s for the same patient ID Re-attending between 3 & 9 months - Children	648	1,196	54.2%	57.8%	59.7%	58.1%
% of FP17s for the same patient ID Re-attending between 3 & 9 months - Adults	509	956	53.2%	52.8%	53.0%	50.6%
% of FP17s for Band 1 Urgent Courses	128	1,933	6.6%	8.2%	9.2%	9.1%
% of FP17s Relating to Free Repair or Replacements	0	1,933	0.0%	1.2%	1.0%	0.8%
% of FP17s Relating to Continuations	0	1,933	0.0%	1.4%	1.2%	1.1%
% of Patients satisfied with the dentistry they have received	6	6	N/A	91.8%	91.6%	91.4%
% of Patients satisfied with the time they had to wait for an appointment	4	6	N/A	88.1%	88.1%	87.7%

* This is based on patients treated on this contract for their most recent course of treatment. Figures in italics indicate the base number of FP17s or Patient Questionnaire responses are less than 100. N/A is shown where the base number of responses is less than 10 during the period. % is calculated as Quantity/Base number*100

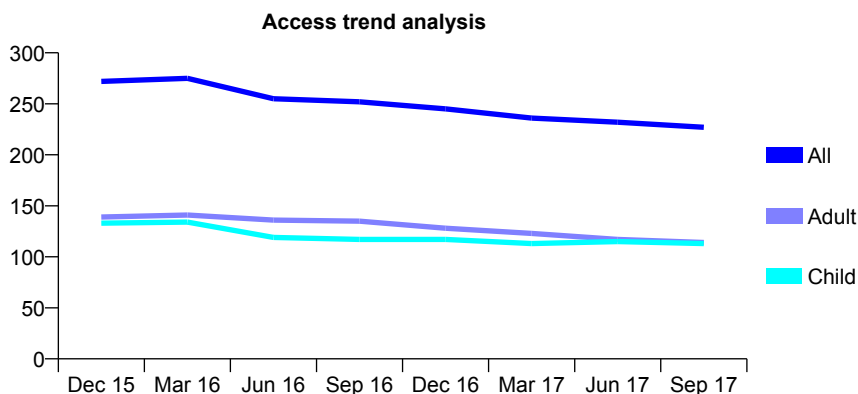
Q49 - Vital Signs At a Glance Contract Report for 622605/0002 - September 2017

Name or company name	MR RA GRANT
Contract type name	GDS Contract
Purpose of contract	General
Contract start date	01/04/2006
Contract end date	

17/18 Contracted general activity (UDA)	813
Carry forward general activity (UDA)	0
17/18 Contracted orthodontic activity (UOA)	0
Carry forward orthodontic activity (UOA)	0
Baseline contract value	£20,128.61

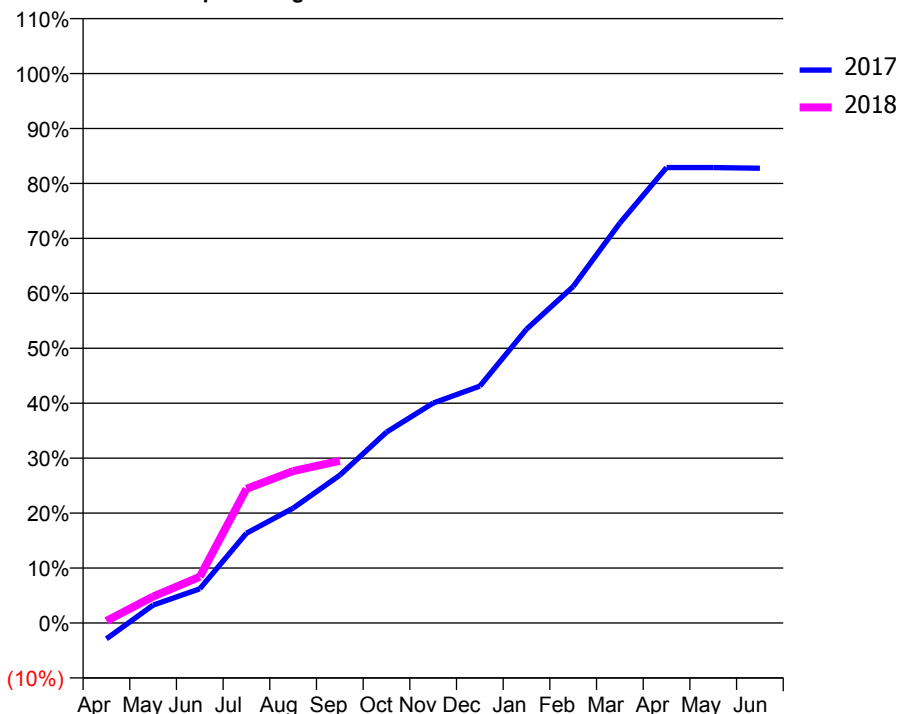
ACCESS*

Patients seen in 24 months	Total	Change since previous quarter
Quarter ending September 2016	252	
Quarter ending December 2016	245	↓
Quarter ending March 2017	236	↓
Quarter ending June 2017	232	↓
Quarter ending September 2017	227	↓
Variance since September 2016	(9.9%)	↓



ACTIVITY

Cumulative percentage of contracted UDA delivered 2017 & 2018



Adjusted Scheduled Activity (UDA)

Month	2017	2018
April	-24	3
May	27	39
June	51	68
July	133	199
August	170	225
September	219	240
October	282	
November	325	
December	350	
January	435	
February	498	
March	592	
April	674	
May	674	
June	673	

QUALITY

	Quantity	Base Number	Contract	AT	Region	England
% of FP17s for the same patient ID Re-attending within 3 months - Children	2	67	3.0%	10.7%	12.8%	11.9%
% of FP17s for the same patient ID Re-attending within 3 months - Adults	15	77	19.5%	14.4%	16.5%	15.9%
% of FP17s for the same patient ID Re-attending between 3 & 9 months - Children	41	67	61.2%	57.8%	59.7%	58.1%
% of FP17s for the same patient ID Re-attending between 3 & 9 months - Adults	39	77	50.6%	52.8%	53.0%	50.6%
% of FP17s for Band 1 Urgent Courses	5	118	4.2%	8.2%	9.2%	9.1%
% of FP17s Relating to Free Repair or Replacements	0	118	0.0%	1.2%	1.0%	0.8%
% of FP17s Relating to Continuations	0	118	0.0%	1.4%	1.2%	1.1%
% of Patients satisfied with the dentistry they have received	0	0	N/A	91.8%	91.6%	91.4%
% of Patients satisfied with the time they had to wait for an appointment	0	0	N/A	88.1%	88.1%	87.7%

* This is based on patients treated on this contract for their most recent course of treatment. Figures in italics indicate the base number of FP17s or Patient Questionnaire responses are less than 100. N/A is shown where the base number of responses is less than 10 during the period. % is calculated as Quantity/Base number*100

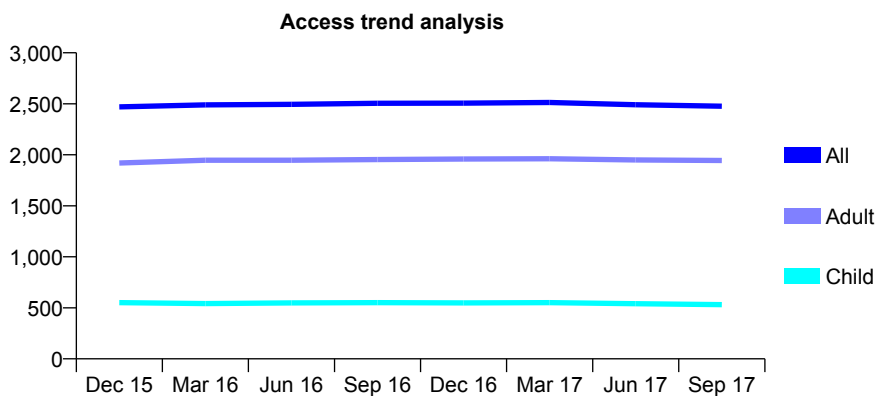
Q49 - Vital Signs At a Glance Contract Report for 631434/0001 - September 2017

Name or company name	MR JM ATKINSON
Contract type name	GDS Contract
Purpose of contract	General
Contract start date	01/04/2006
Contract end date	

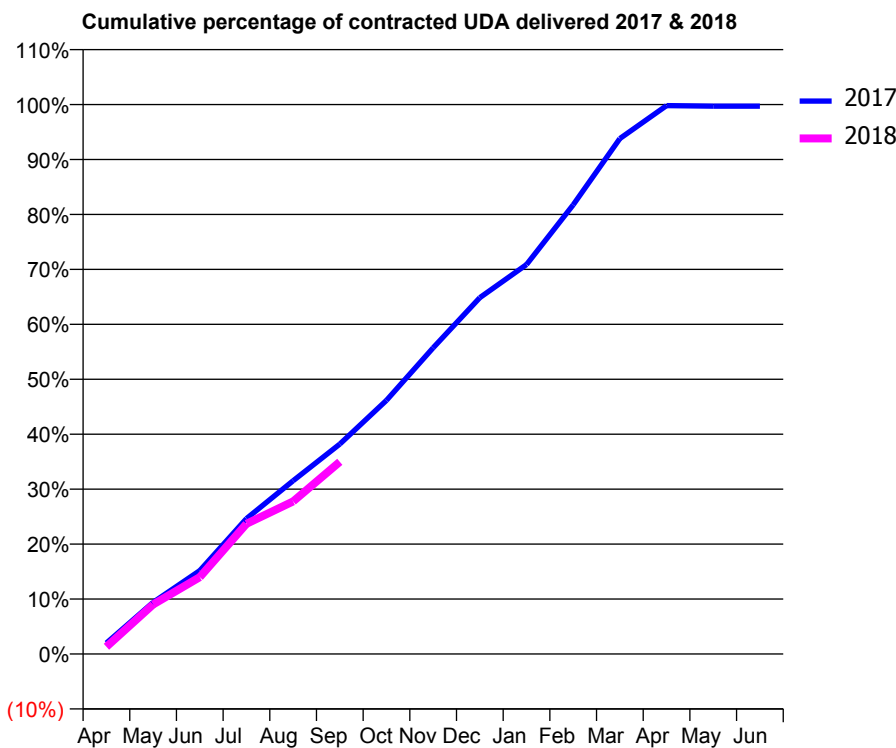
17/18 Contracted general activity (UDA)	8,350
Carry forward general activity (UDA)	24
17/18 Contracted orthodontic activity (UOA)	0
Carry forward orthodontic activity (UOA)	0
Baseline contract value	£193,651.98

ACCESS*

Patients seen in 24 months	Total	Change since previous quarter
Quarter ending September 2016	2,505	
Quarter ending December 2016	2,507	→
Quarter ending March 2017	2,513	→
Quarter ending June 2017	2,491	→
Quarter ending September 2017	2,477	→
Variance since September 2016	(1.1%)	↓



ACTIVITY



Month	Adjusted Scheduled Activity (UDA)	
	2017	2018
April	167	111
May	784	753
June	1,268	1,169
July	2,058	1,979
August	2,633	2,318
September	3,190	2,921
October	3,854	
November	4,653	
December	5,415	
January	5,918	
February	6,825	
March	7,833	
April	8,334	
May	8,326	
June	8,326	

QUALITY

	Quantity	Base Number	Contract	AT	Region	England
% of FP17s for the same patient ID Re-attending within 3 months - Children	12	370	3.2%	10.7%	12.8%	11.9%
% of FP17s for the same patient ID Re-attending within 3 months - Adults	273	1,457	18.7%	14.4%	16.5%	15.9%
% of FP17s for the same patient ID Re-attending between 3 & 9 months - Children	257	370	69.5%	57.8%	59.7%	58.1%
% of FP17s for the same patient ID Re-attending between 3 & 9 months - Adults	884	1,457	60.7%	52.8%	53.0%	50.6%
% of FP17s for Band 1 Urgent Courses	60	1,644	3.6%	8.2%	9.2%	9.1%
% of FP17s Relating to Free Repair or Replacements	54	1,644	3.3%	1.2%	1.0%	0.8%
% of FP17s Relating to Continuations	27	1,644	1.6%	1.4%	1.2%	1.1%
% of Patients satisfied with the dentistry they have received	3	4	N/A	91.8%	91.6%	91.4%
% of Patients satisfied with the time they had to wait for an appointment	4	4	N/A	88.1%	88.1%	87.7%

* This is based on patients treated on this contract for their most recent course of treatment. Figures in italics indicate the base number of FP17s or Patient Questionnaire responses are less than 100. N/A is shown where the base number of responses is less than 10 during the period. % is calculated as Quantity/Base number*100

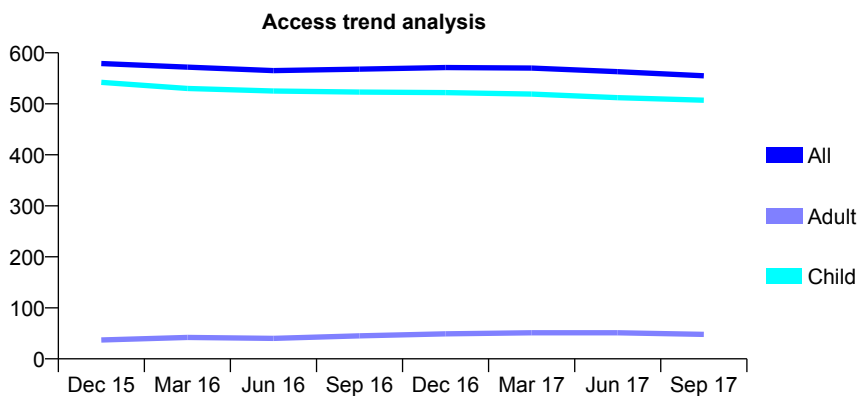
Q49 - Vital Signs At a Glance Contract Report for 635081/0001 - September 2017

Name or company name	MR WA TAYLOR
Contract type name	GDS Contract
Purpose of contract	General and Orthodontic
Contract start date	01/04/2006
Contract end date	

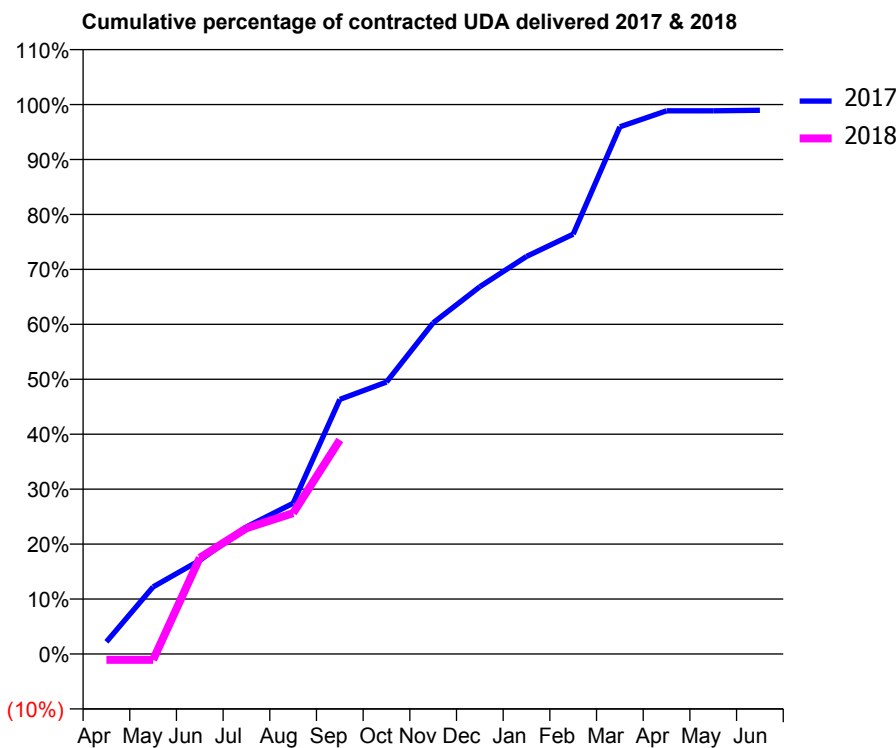
17/18 Contracted general activity (UDA)	1,400
Carry forward general activity (UDA)	15
17/18 Contracted orthodontic activity (UOA)	0
Carry forward orthodontic activity (UOA)	0
Baseline contract value	£33,478.30

ACCESS*

Patients seen in 24 months	Total	Change since previous quarter
Quarter ending September 2016	568	
Quarter ending December 2016	571	→
Quarter ending March 2017	570	→
Quarter ending June 2017	563	↓
Quarter ending September 2017	555	↓
Variance since September 2016	(2.3%)	↓



ACTIVITY



Month	Adjusted Scheduled Activity (UDA)	
	2017	2018
April	31	-15
May	171	-15
June	239	245
July	324	320
August	384	359
September	649	545
October	693	
November	844	
December	936	
January	1,013	
February	1,070	
March	1,343	
April	1,384	
May	1,384	
June	1,385	

QUALITY

	Quantity	Base Number	Contract	AT	Region	England
% of FP17s for the same patient ID Re-attending within 3 months - Children	44	434	10.1%	10.7%	12.8%	11.9%
% of FP17s for the same patient ID Re-attending within 3 months - Adults	0	0	N/A	14.4%	16.5%	15.9%
% of FP17s for the same patient ID Re-attending between 3 & 9 months - Children	329	434	75.8%	57.8%	59.7%	58.1%
% of FP17s for the same patient ID Re-attending between 3 & 9 months - Adults	0	0	N/A	52.8%	53.0%	50.6%
% of FP17s for Band 1 Urgent Courses	27	401	6.7%	8.2%	9.2%	9.1%
% of FP17s Relating to Free Repair or Replacements	0	401	0.0%	1.2%	1.0%	0.8%
% of FP17s Relating to Continuations	2	401	0.5%	1.4%	1.2%	1.1%
% of Patients satisfied with the dentistry they have received	1	1	N/A	91.8%	91.6%	91.4%
% of Patients satisfied with the time they had to wait for an appointment	1	1	N/A	88.1%	88.1%	87.7%

* This is based on patients treated on this contract for their most recent course of treatment. Figures in italics indicate the base number of FP17s or Patient Questionnaire responses are less than 100. N/A is shown where the base number of responses is less than 10 during the period. % is calculated as Quantity/Base number*100

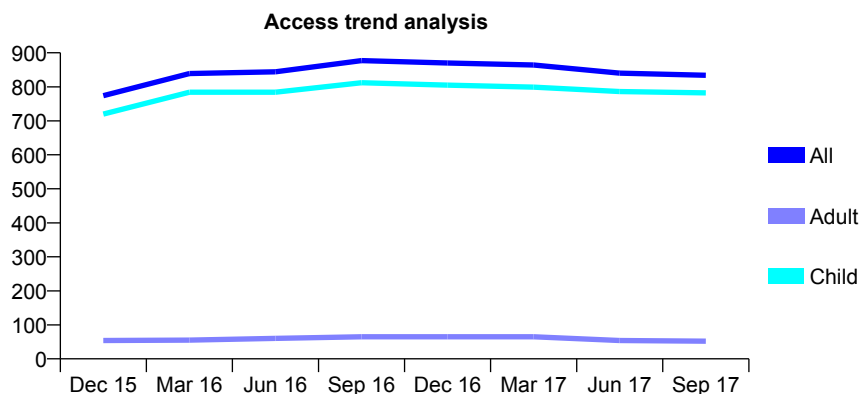
Q49 - Vital Signs At a Glance Contract Report for 636029/0001 - September 2017

Name or company name	MRS JM STEVENSON
Contract type name	GDS Contract
Purpose of contract	General and Orthodontic
Contract start date	01/04/2006
Contract end date	

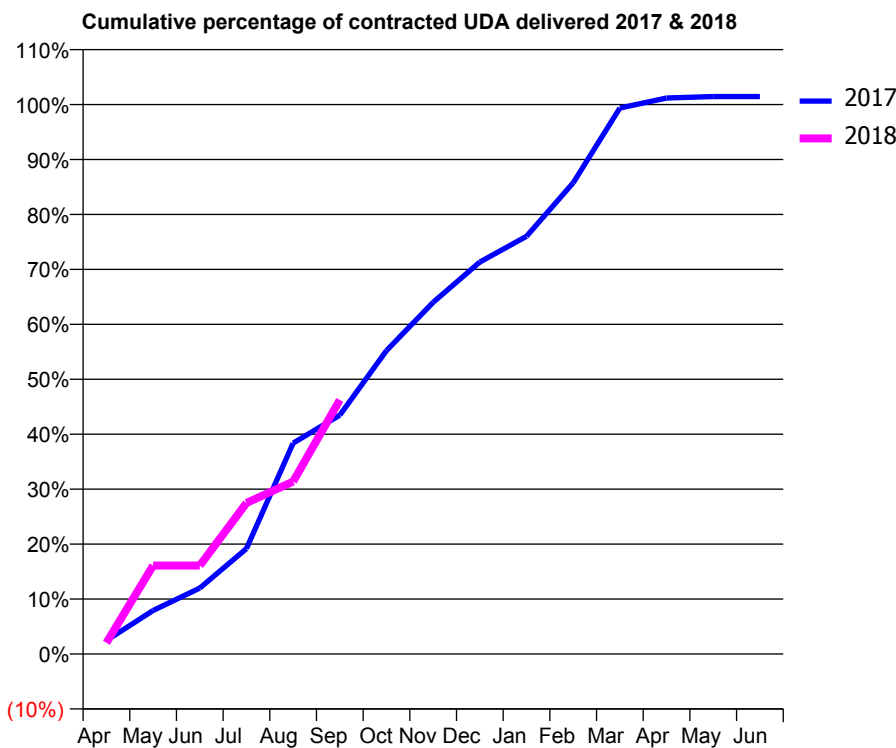
17/18 Contracted general activity (UDA)	1,515
Carry forward general activity (UDA)	-30
17/18 Contracted orthodontic activity (UOA)	0
Carry forward orthodontic activity (UOA)	0
Baseline contract value	£36,587.25

ACCESS*

Patients seen in 24 months	Total	Change since previous quarter
Quarter ending September 2016	877	
Quarter ending December 2016	870	→
Quarter ending March 2017	864	→
Quarter ending June 2017	840	↓
Quarter ending September 2017	834	→
Variance since September 2016	(4.9%)	↓



ACTIVITY



Month	Adjusted Scheduled Activity (UDA)	
	2017	2018
April	37	31
May	120	244
June	182	244
July	291	416
August	582	476
September	659	700
October	836	
November	970	
December	1,081	
January	1,152	
February	1,299	
March	1,505	
April	1,533	
May	1,537	
June	1,537	

QUALITY

	Quantity	Base Number	Contract	AT	Region	England
% of FP17s for the same patient ID Re-attending within 3 months - Children	28	498	5.6%	10.7%	12.8%	11.9%
% of FP17s for the same patient ID Re-attending within 3 months - Adults	0	0	N/A	14.4%	16.5%	15.9%
% of FP17s for the same patient ID Re-attending between 3 & 9 months - Children	256	498	51.4%	57.8%	59.7%	58.1%
% of FP17s for the same patient ID Re-attending between 3 & 9 months - Adults	0	0	N/A	52.8%	53.0%	50.6%
% of FP17s for Band 1 Urgent Courses	17	469	3.6%	8.2%	9.2%	9.1%
% of FP17s Relating to Free Repair or Replacements	0	469	0.0%	1.2%	1.0%	0.8%
% of FP17s Relating to Continuations	3	469	0.6%	1.4%	1.2%	1.1%
% of Patients satisfied with the dentistry they have received	1	1	N/A	91.8%	91.6%	91.4%
% of Patients satisfied with the time they had to wait for an appointment	1	1	N/A	88.1%	88.1%	87.7%

* This is based on patients treated on this contract for their most recent course of treatment. Figures in italics indicate the base number of FP17s or Patient Questionnaire responses are less than 100. N/A is shown where the base number of responses is less than 10 during the period. % is calculated as Quantity/Base number*100

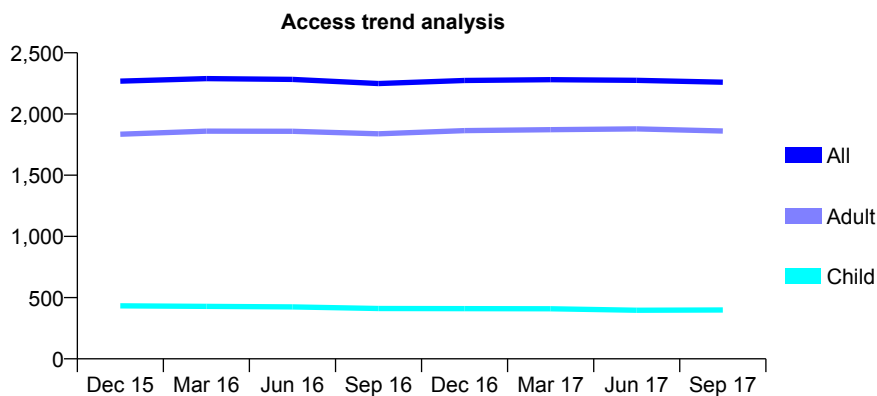
Q49 - Vital Signs At a Glance Contract Report for 636746/0001 - September 2017

Name or company name	MR B DONOGHUE
Contract type name	GDS Contract
Purpose of contract	General and Orthodontic
Contract start date	01/04/2006
Contract end date	

17/18 Contracted general activity (UDA)	8,724
Carry forward general activity (UDA)	-155
17/18 Contracted orthodontic activity (UOA)	0
Carry forward orthodontic activity (UOA)	0
Baseline contract value	£232,430.01

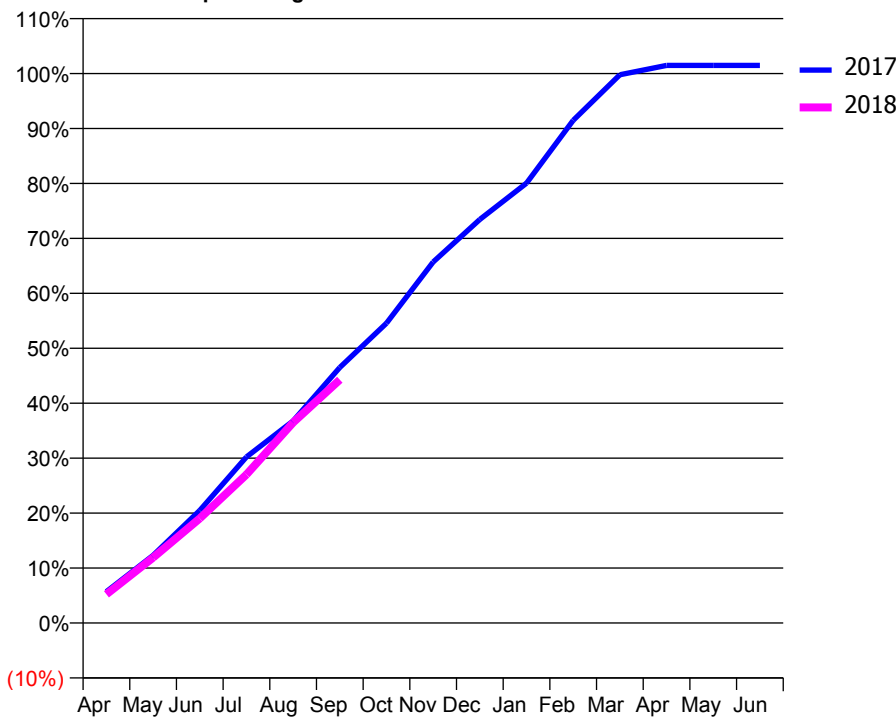
ACCESS*

Patients seen in 24 months	Total	Change since previous quarter
Quarter ending September 2016	2,249	
Quarter ending December 2016	2,274	→
Quarter ending March 2017	2,281	→
Quarter ending June 2017	2,275	→
Quarter ending September 2017	2,260	→
Variance since September 2016	0.5%	→



ACTIVITY

Cumulative percentage of contracted UDA delivered 2017 & 2018



Month	Adjusted Scheduled Activity (UDA)	
	2017	2018
April	498	456
May	1,074	1,039
June	1,789	1,661
July	2,637	2,357
August	3,209	3,183
September	4,058	3,862
October	4,760	
November	5,731	
December	6,408	
January	6,983	
February	7,980	
March	8,705	
April	8,853	
May	8,853	
June	8,853	

QUALITY

	Quantity	Base Number	Contract	AT	Region	England
% of FP17s for the same patient ID Re-attending within 3 months - Children	14	293	4.8%	10.7%	12.8%	11.9%
% of FP17s for the same patient ID Re-attending within 3 months - Adults	164	1,310	12.5%	14.4%	16.5%	15.9%
% of FP17s for the same patient ID Re-attending between 3 & 9 months - Children	190	293	64.8%	57.8%	59.7%	58.1%
% of FP17s for the same patient ID Re-attending between 3 & 9 months - Adults	802	1,310	61.2%	52.8%	53.0%	50.6%
% of FP17s for Band 1 Urgent Courses	76	1,552	4.9%	8.2%	9.2%	9.1%
% of FP17s Relating to Free Repair or Replacements	23	1,552	1.5%	1.2%	1.0%	0.8%
% of FP17s Relating to Continuations	45	1,552	2.9%	1.4%	1.2%	1.1%
% of Patients satisfied with the dentistry they have received	9	10	90.0%	91.8%	91.6%	91.4%
% of Patients satisfied with the time they had to wait for an appointment	9	10	90.0%	88.1%	88.1%	87.7%

* This is based on patients treated on this contract for their most recent course of treatment. Figures in italics indicate the base number of FP17s or Patient Questionnaire responses are less than 100. N/A is shown where the base number of responses is less than 10 during the period. % is calculated as Quantity/Base number*100

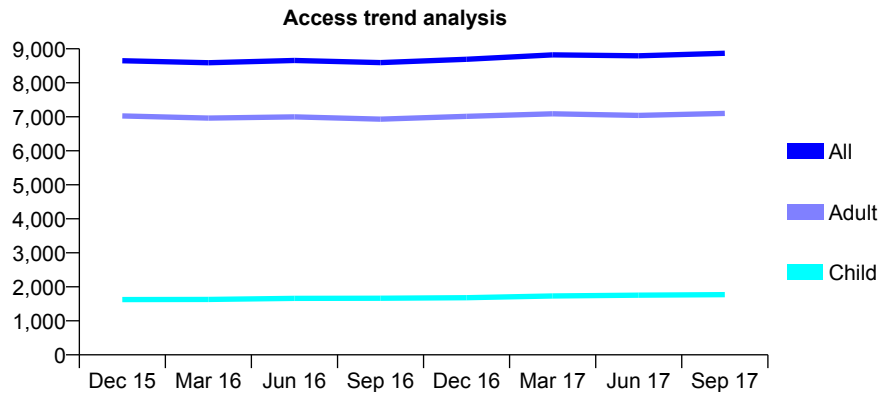
Q49 - Vital Signs At a Glance Contract Report for 636827/0001 - September 2017

Name or company name	MR OS DHANOYA
Contract type name	GDS Contract
Purpose of contract	General
Contract start date	01/04/2006
Contract end date	

17/18 Contracted general activity (UDA)	17,950
Carry forward general activity (UDA)	428
17/18 Contracted orthodontic activity (UOA)	0
Carry forward orthodontic activity (UOA)	0
Baseline contract value	£470,420.72

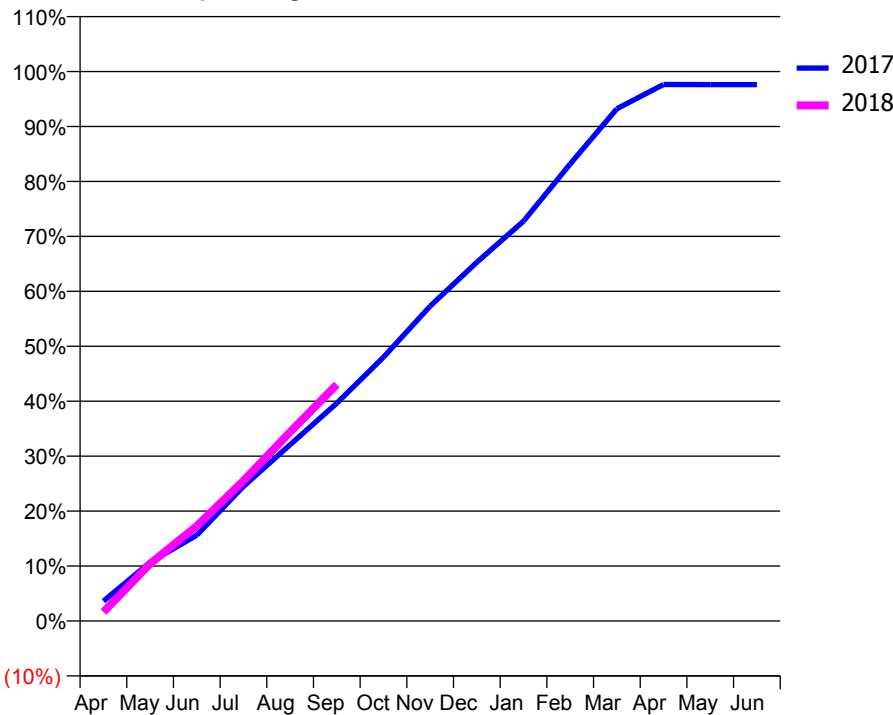
ACCESS*

Patients seen in 24 months	Total	Change since previous quarter
Quarter ending September 2016	8,595	
Quarter ending December 2016	8,691	→
Quarter ending March 2017	8,821	→
Quarter ending June 2017	8,795	→
Quarter ending September 2017	8,870	→
Variance since September 2016	3.2%	↑



ACTIVITY

Cumulative percentage of contracted UDA delivered 2017 & 2018



Month	Adjusted Scheduled Activity (UDA)	
	2017	2018
April	647	294
May	1,912	1,872
June	2,790	3,102
July	4,379	4,579
August	5,735	6,176
September	7,084	7,724
October	8,581	
November	10,242	
December	11,667	
January	13,005	
February	14,862	
March	16,660	
April	17,447	
May	17,445	
June	17,443	

QUALITY

	Quantity	Base Number	Contract	AT	Region	England
% of FP17s for the same patient ID Re-attending within 3 months - Children	76	1,332	5.7%	10.7%	12.8%	11.9%
% of FP17s for the same patient ID Re-attending within 3 months - Adults	583	4,703	12.4%	14.4%	16.5%	15.9%
% of FP17s for the same patient ID Re-attending between 3 & 9 months - Children	819	1,332	61.5%	57.8%	59.7%	58.1%
% of FP17s for the same patient ID Re-attending between 3 & 9 months - Adults	2,498	4,703	53.1%	52.8%	53.0%	50.6%
% of FP17s for Band 1 Urgent Courses	506	4,885	10.4%	8.2%	9.2%	9.1%
% of FP17s Relating to Free Repair or Replacements	19	4,885	0.4%	1.2%	1.0%	0.8%
% of FP17s Relating to Continuations	11	4,885	0.2%	1.4%	1.2%	1.1%
% of Patients satisfied with the dentistry they have received	7	9	N/A	91.8%	91.6%	91.4%
% of Patients satisfied with the time they had to wait for an appointment	8	9	N/A	88.1%	88.1%	87.7%

* This is based on patients treated on this contract for their most recent course of treatment. Figures in italics indicate the base number of FP17s or Patient Questionnaire responses are less than 100. N/A is shown where the base number of responses is less than 10 during the period. % is calculated as Quantity/Base number*100

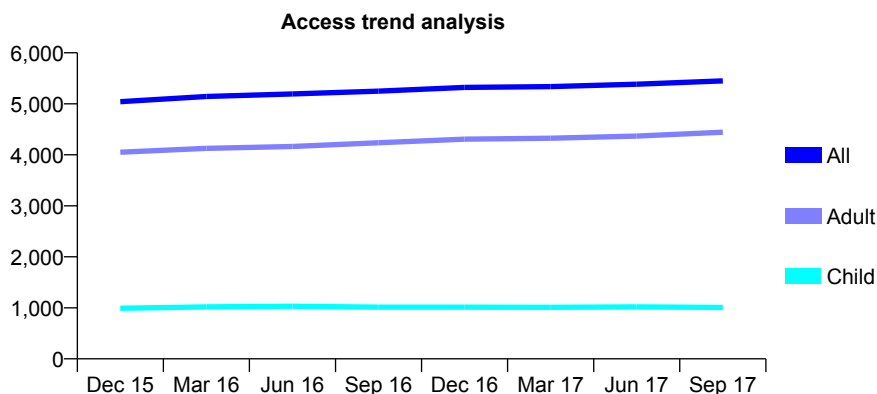
Q49 - Vital Signs At a Glance Contract Report for 642495/0001 - September 2017

Name or company name	MR PJ GARVEY
Contract type name	GDS Contract
Purpose of contract	General and Orthodontic
Contract start date	01/04/2006
Contract end date	

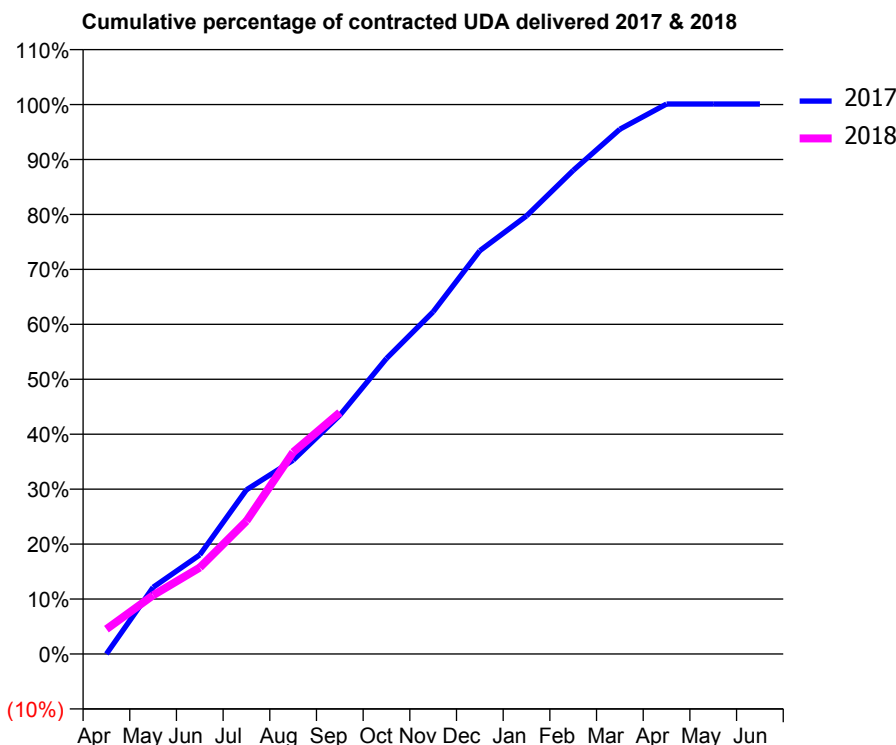
17/18 Contracted general activity (UDA)	19,348
Carry forward general activity (UDA)	-16
17/18 Contracted orthodontic activity (UOA)	0
Carry forward orthodontic activity (UOA)	0
Baseline contract value	£555,746.36

ACCESS*

Patients seen in 24 months	Total	Change since previous quarter
Quarter ending September 2016	5,249	
Quarter ending December 2016	5,322	→
Quarter ending March 2017	5,336	→
Quarter ending June 2017	5,385	→
Quarter ending September 2017	5,449	→
Variance since September 2016	3.8%	↑



ACTIVITY



Month	Adjusted Scheduled Activity (UDA)	
	2017	2018
April	0	874
May	2,352	2,069
June	3,490	3,046
July	5,783	4,686
August	6,826	7,105
September	8,409	8,506
October	10,407	
November	12,048	
December	14,201	
January	15,425	
February	17,028	
March	18,478	
April	19,363	
May	19,363	
June	19,364	

QUALITY

	Quantity	Base Number	Contract	AT	Region	England
% of FP17s for the same patient ID Re-attending within 3 months - Children	36	787	4.6%	10.7%	12.8%	11.9%
% of FP17s for the same patient ID Re-attending within 3 months - Adults	450	3,294	13.7%	14.4%	16.5%	15.9%
% of FP17s for the same patient ID Re-attending between 3 & 9 months - Children	481	787	61.1%	57.8%	59.7%	58.1%
% of FP17s for the same patient ID Re-attending between 3 & 9 months - Adults	1,869	3,294	56.7%	52.8%	53.0%	50.6%
% of FP17s for Band 1 Urgent Courses	233	3,701	6.3%	8.2%	9.2%	9.1%
% of FP17s Relating to Free Repair or Replacements	37	3,701	1.0%	1.2%	1.0%	0.8%
% of FP17s Relating to Continuations	61	3,701	1.6%	1.4%	1.2%	1.1%
% of Patients satisfied with the dentistry they have received	11	11	100.0%	91.8%	91.6%	91.4%
% of Patients satisfied with the time they had to wait for an appointment	11	11	100.0%	88.1%	88.1%	87.7%

* This is based on patients treated on this contract for their most recent course of treatment. Figures in italics indicate the base number of FP17s or Patient Questionnaire responses are less than 100. N/A is shown where the base number of responses is less than 10 during the period. % is calculated as Quantity/Base number*100

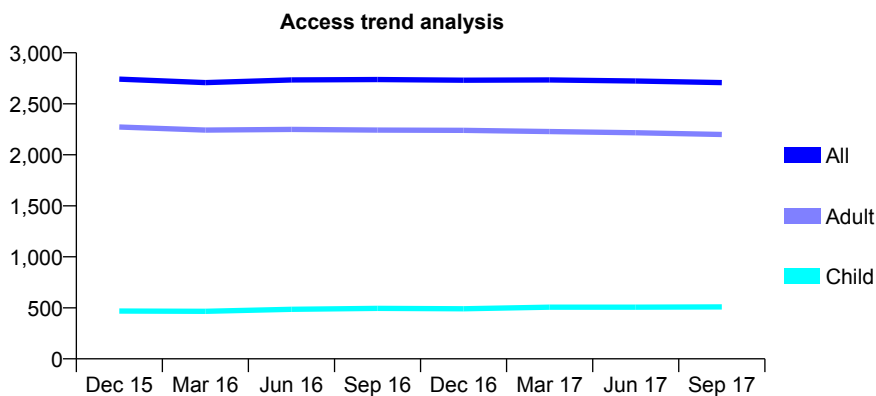
Q49 - Vital Signs At a Glance Contract Report for 643874/0001 - September 2017

Name or company name	MR M STEPHENSON
Contract type name	GDS Contract
Purpose of contract	General
Contract start date	01/04/2006
Contract end date	

17/18 Contracted general activity (UDA)	8,954
Carry forward general activity (UDA)	0
17/18 Contracted orthodontic activity (UOA)	0
Carry forward orthodontic activity (UOA)	0
Baseline contract value	£194,255.95

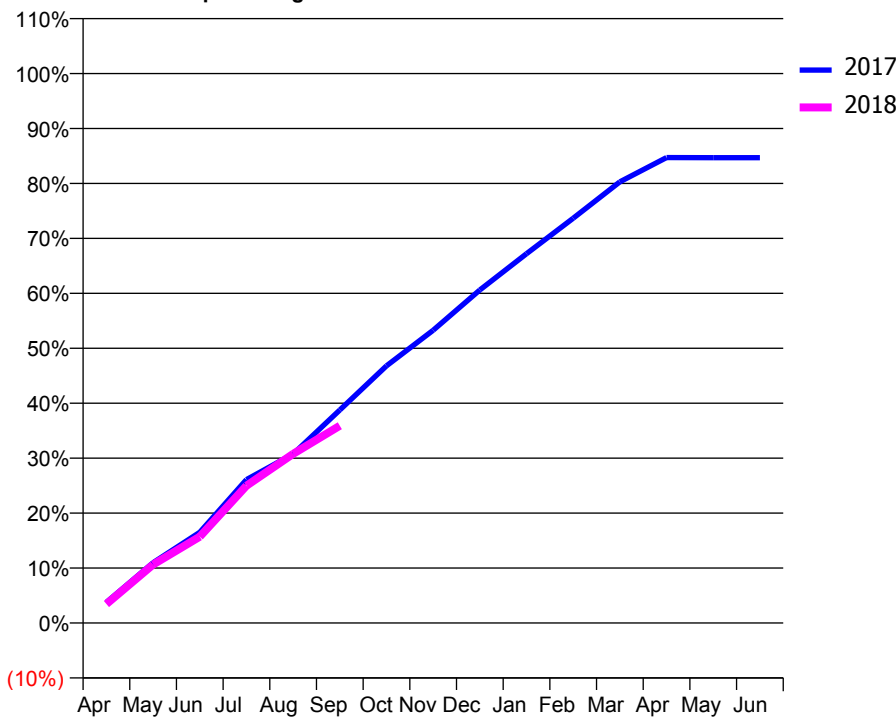
ACCESS*

Patients seen in 24 months	Total	Change since previous quarter
Quarter ending September 2016	2,738	
Quarter ending December 2016	2,731	→
Quarter ending March 2017	2,734	→
Quarter ending June 2017	2,723	→
Quarter ending September 2017	2,708	→
Variance since September 2016	(1.1%)	↓



ACTIVITY

Cumulative percentage of contracted UDA delivered 2017 & 2018



Adjusted Scheduled Activity (UDA)

Month	2017	2018
April	338	310
May	984	953
June	1,478	1,407
July	2,337	2,238
August	2,753	2,756
September	3,472	3,215
October	4,190	
November	4,772	
December	5,426	
January	6,019	
February	6,596	
March	7,189	
April	7,585	
May	7,582	
June	7,582	

QUALITY

	Quantity	Base Number	Contract	AT	Region	England
% of FP17s for the same patient ID Re-attending within 3 months - Children	16	341	4.7%	10.7%	12.8%	11.9%
% of FP17s for the same patient ID Re-attending within 3 months - Adults	174	1,554	11.2%	14.4%	16.5%	15.9%
% of FP17s for the same patient ID Re-attending between 3 & 9 months - Children	197	341	57.8%	57.8%	59.7%	58.1%
% of FP17s for the same patient ID Re-attending between 3 & 9 months - Adults	943	1,554	60.7%	52.8%	53.0%	50.6%
% of FP17s for Band 1 Urgent Courses	157	1,720	9.1%	8.2%	9.2%	9.1%
% of FP17s Relating to Free Repair or Replacements	37	1,720	2.2%	1.2%	1.0%	0.8%
% of FP17s Relating to Continuations	18	1,720	1.0%	1.4%	1.2%	1.1%
% of Patients satisfied with the dentistry they have received	4	4	N/A	91.8%	91.6%	91.4%
% of Patients satisfied with the time they had to wait for an appointment	4	4	N/A	88.1%	88.1%	87.7%

* This is based on patients treated on this contract for their most recent course of treatment. Figures in italics indicate the base number of FP17s or Patient Questionnaire responses are less than 100. N/A is shown where the base number of responses is less than 10 during the period. % is calculated as Quantity/Base number*100

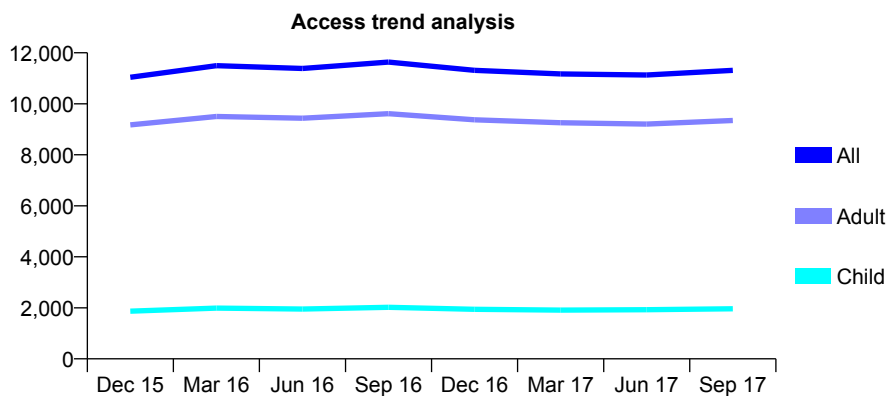
Q49 - Vital Signs At a Glance Contract Report for 644366/0001 - September 2017

Name or company name	S J Smith & Associates
Contract type name	GDS Contract
Purpose of contract	General
Contract start date	01/04/2006
Contract end date	

17/18 Contracted general activity (UDA)	27,687
Carry forward general activity (UDA)	569
17/18 Contracted orthodontic activity (UOA)	0
Carry forward orthodontic activity (UOA)	0
Baseline contract value	£714,185.33

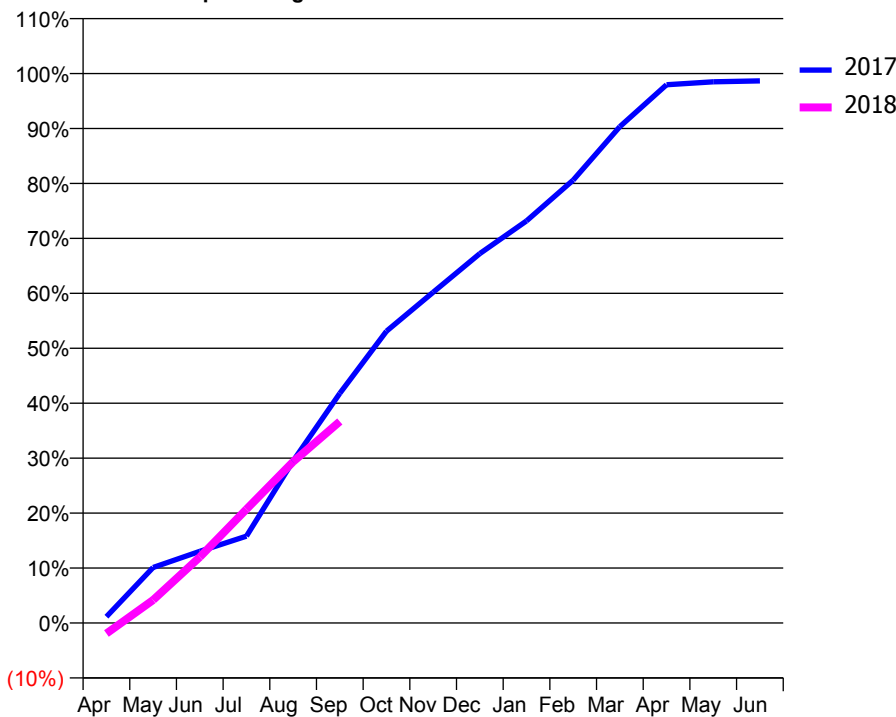
ACCESS*

Patients seen in 24 months	Total	Change since previous quarter
Quarter ending September 2016	11,634	
Quarter ending December 2016	11,313	↓
Quarter ending March 2017	11,170	↓
Quarter ending June 2017	11,132	→
Quarter ending September 2017	11,311	→
Variance since September 2016	(2.8%)	↓



ACTIVITY

Cumulative percentage of contracted UDA delivered 2017 & 2018



Month	Adjusted Scheduled Activity (UDA)	
	2017	2018
April	320	-531
May	2,800	1,158
June	3,612	3,319
July	4,375	5,738
August	8,166	8,128
September	11,572	10,158
October	14,707	
November	16,663	
December	18,612	
January	20,259	
February	22,315	
March	25,014	
April	27,120	
May	27,270	
June	27,317	

QUALITY

	Quantity	Base Number	Contract	AT	Region	England
% of FP17s for the same patient ID Re-attending within 3 months - Children	33	1,101	3.0%	10.7%	12.8%	11.9%
% of FP17s for the same patient ID Re-attending within 3 months - Adults	458	4,731	9.7%	14.4%	16.5%	15.9%
% of FP17s for the same patient ID Re-attending between 3 & 9 months - Children	379	1,101	34.4%	57.8%	59.7%	58.1%
% of FP17s for the same patient ID Re-attending between 3 & 9 months - Adults	1,548	4,731	32.7%	52.8%	53.0%	50.6%
% of FP17s for Band 1 Urgent Courses	341	4,839	7.0%	8.2%	9.2%	9.1%
% of FP17s Relating to Free Repair or Replacements	47	4,839	1.0%	1.2%	1.0%	0.8%
% of FP17s Relating to Continuations	42	4,839	0.9%	1.4%	1.2%	1.1%
% of Patients satisfied with the dentistry they have received	24	25	96.0%	91.8%	91.6%	91.4%
% of Patients satisfied with the time they had to wait for an appointment	19	25	76.0%	88.1%	88.1%	87.7%

* This is based on patients treated on this contract for their most recent course of treatment. Figures in italics indicate the base number of FP17s or Patient Questionnaire responses are less than 100. N/A is shown where the base number of responses is less than 10 during the period. % is calculated as Quantity/Base number*100

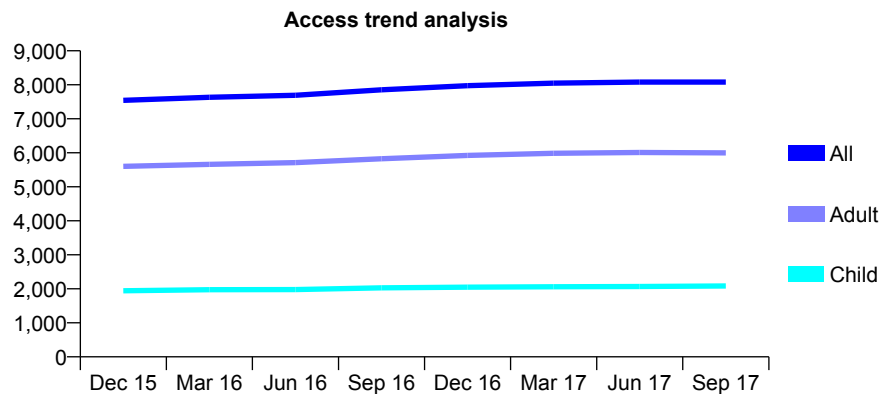
Q49 - Vital Signs At a Glance Contract Report for 644676/0001 - September 2017

Name or company name	MRS JM DORAN
Contract type name	Pilot Contract
Purpose of contract	General
Contract start date	01/04/2006
Contract end date	

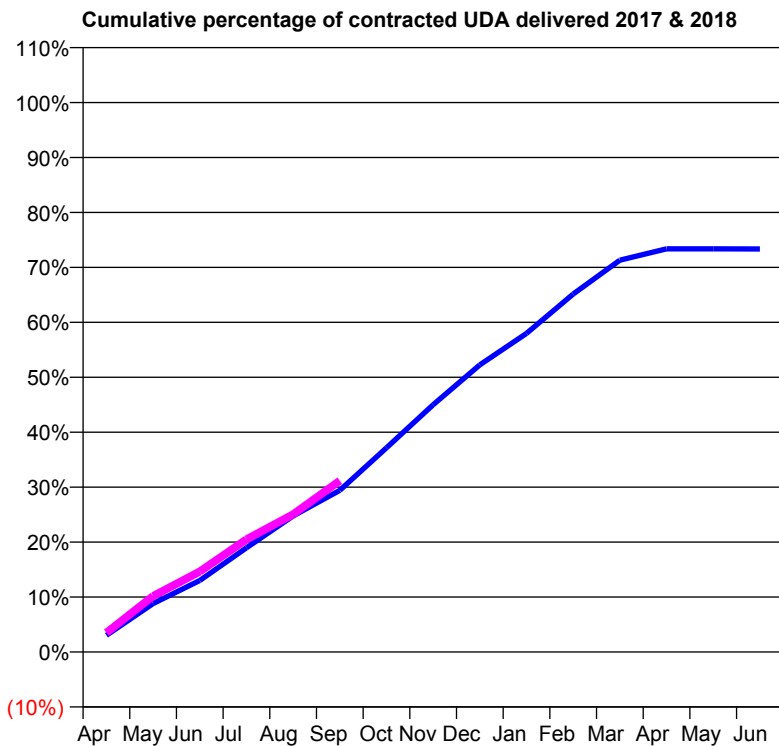
17/18 Contracted general activity (UDA)	29,584
Carry forward general activity (UDA)	0
17/18 Contracted orthodontic activity (UOA)	0
Carry forward orthodontic activity (UOA)	0
Baseline contract value	£708,546.34

ACCESS*

Patients seen in 24 months	Total	Change since previous quarter
Quarter ending September 2016	7,852	
Quarter ending December 2016	7,973	→
Quarter ending March 2017	8,048	→
Quarter ending June 2017	8,079	→
Quarter ending September 2017	8,080	→
Variance since September 2016	2.9%	↑



ACTIVITY



Month	Adjusted Scheduled Activity (UDA)	
	2017	2018
April	904	1,038
May	2,613	3,012
June	3,851	4,331
July	5,610	6,060
August	7,329	7,412
September	8,704	9,225
October	10,992	
November	13,317	
December	15,459	
January	17,153	
February	19,271	
March	21,096	
April	21,706	
May	21,709	
June	21,698	

QUALITY

	Quantity	Base Number	Contract	AT	Region	England
% of FP17s for the same patient ID Re-attending within 3 months - Children	103	1,628	6.3%	10.7%	12.8%	11.9%
% of FP17s for the same patient ID Re-attending within 3 months - Adults	387	3,362	11.5%	14.4%	16.5%	15.9%
% of FP17s for the same patient ID Re-attending between 3 & 9 months - Children	1,066	1,628	65.5%	57.8%	59.7%	58.1%
% of FP17s for the same patient ID Re-attending between 3 & 9 months - Adults	1,694	3,362	50.4%	52.8%	53.0%	50.6%
% of FP17s for Band 1 Urgent Courses	73	4,410	1.7%	8.2%	9.2%	9.1%
% of FP17s Relating to Free Repair or Replacements	18	4,410	0.4%	1.2%	1.0%	0.8%
% of FP17s Relating to Continuations	40	4,410	0.9%	1.4%	1.2%	1.1%
% of Patients satisfied with the dentistry they have received	9	10	90.0%	91.8%	91.6%	91.4%
% of Patients satisfied with the time they had to wait for an appointment	8	10	80.0%	88.1%	88.1%	87.7%

* This is based on patients treated on this contract for their most recent course of treatment. Figures in italics indicate the base number of FP17s or Patient Questionnaire responses are less than 100. N/A is shown where the base number of responses is less than 10 during the period. % is calculated as Quantity/Base number*100

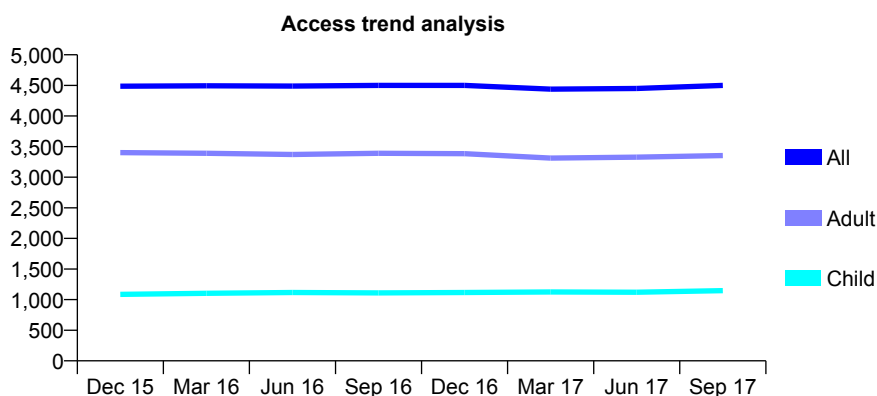
Q49 - Vital Signs At a Glance Contract Report for 644676/0002 - September 2017

Name or company name	MRS JM DORAN
Contract type name	GDS Contract
Purpose of contract	General
Contract start date	24/05/2008
Contract end date	

17/18 Contracted general activity (UDA)	15,366
Carry forward general activity (UDA)	0
17/18 Contracted orthodontic activity (UOA)	0
Carry forward orthodontic activity (UOA)	0
Baseline contract value	£344,164.18

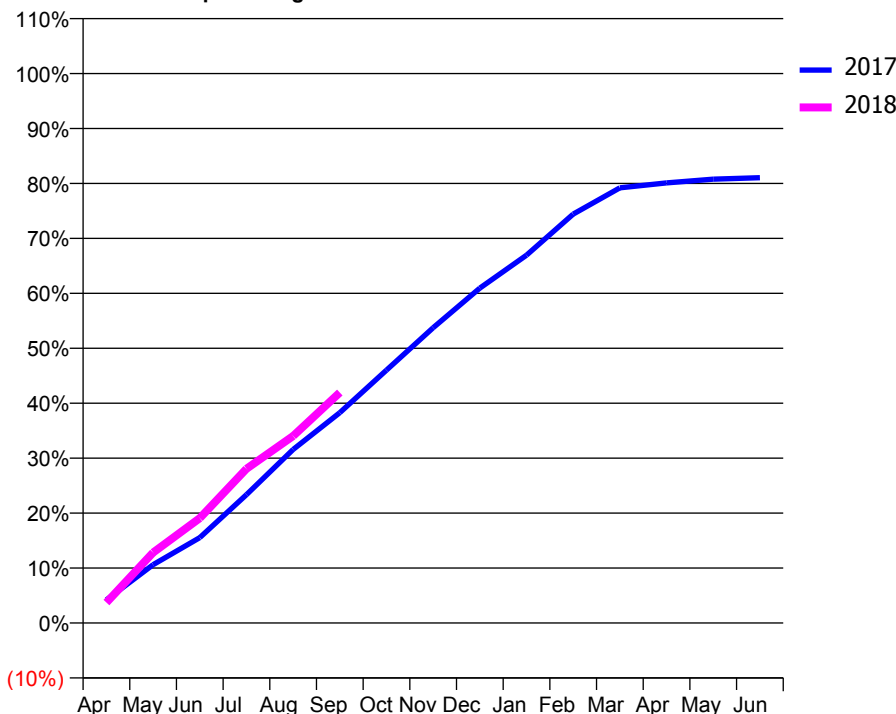
ACCESS*

Patients seen in 24 months	Total	Change since previous quarter
Quarter ending September 2016	4,500	
Quarter ending December 2016	4,501	→
Quarter ending March 2017	4,438	↓
Quarter ending June 2017	4,449	→
Quarter ending September 2017	4,501	→
Variance since September 2016	0.0%	→



ACTIVITY

Cumulative percentage of contracted UDA delivered 2017 & 2018



Month	Adjusted Scheduled Activity (UDA)	
	2017	2018
April	645	571
May	1,622	1,972
June	2,374	2,934
July	3,569	4,311
August	4,826	5,230
September	5,849	6,447
October	7,033	
November	8,211	
December	9,314	
January	10,227	
February	11,371	
March	12,102	
April	12,237	
May	12,343	
June	12,383	

QUALITY

	Quantity	Base Number	Contract	AT	Region	England
% of FP17s for the same patient ID Re-attending within 3 months - Children	35	869	4.0%	10.7%	12.8%	11.9%
% of FP17s for the same patient ID Re-attending within 3 months - Adults	221	2,091	10.6%	14.4%	16.5%	15.9%
% of FP17s for the same patient ID Re-attending between 3 & 9 months - Children	603	869	69.4%	57.8%	59.7%	58.1%
% of FP17s for the same patient ID Re-attending between 3 & 9 months - Adults	988	2,091	47.3%	52.8%	53.0%	50.6%
% of FP17s for Band 1 Urgent Courses	44	2,828	1.6%	8.2%	9.2%	9.1%
% of FP17s Relating to Free Repair or Replacements	17	2,828	0.6%	1.2%	1.0%	0.8%
% of FP17s Relating to Continuations	56	2,828	2.0%	1.4%	1.2%	1.1%
% of Patients satisfied with the dentistry they have received	3	3	N/A	91.8%	91.6%	91.4%
% of Patients satisfied with the time they had to wait for an appointment	3	3	N/A	88.1%	88.1%	87.7%

* This is based on patients treated on this contract for their most recent course of treatment. Figures in italics indicate the base number of FP17s or Patient Questionnaire responses are less than 100. N/A is shown where the base number of responses is less than 10 during the period. % is calculated as Quantity/Base number*100

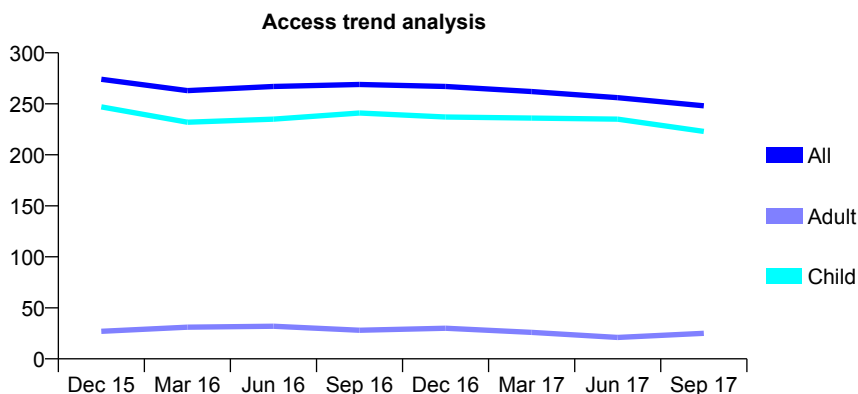
Q49 - Vital Signs At a Glance Contract Report for 649341/0001 - September 2017

Name or company name	MR SR MORRIS
Contract type name	GDS Contract
Purpose of contract	General
Contract start date	01/04/2006
Contract end date	

17/18 Contracted general activity (UDA)	300
Carry forward general activity (UDA)	-6
17/18 Contracted orthodontic activity (UOA)	0
Carry forward orthodontic activity (UOA)	0
Baseline contract value	£6,315.11

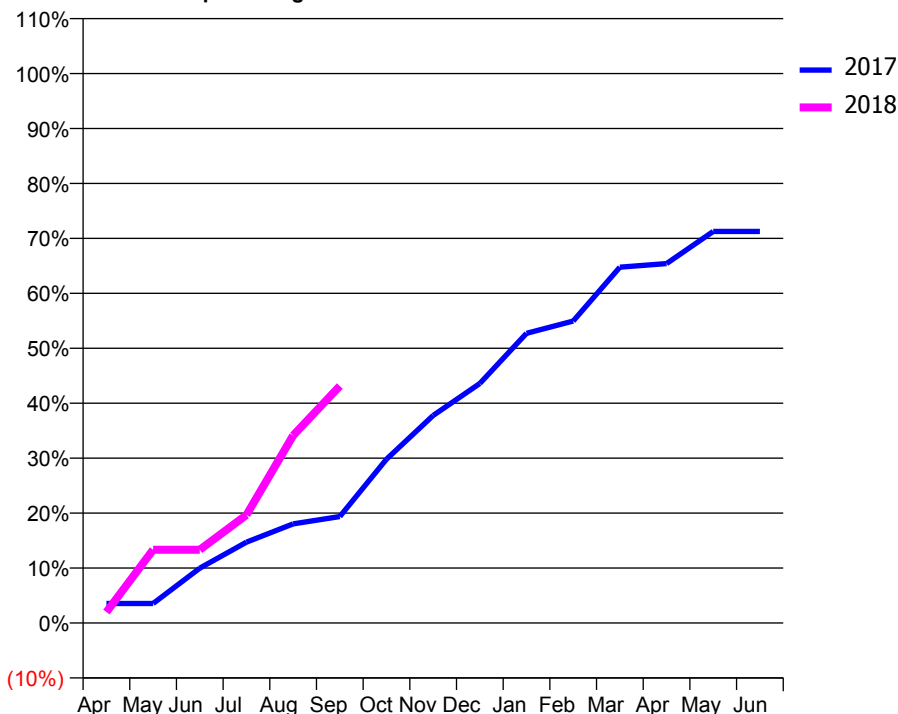
ACCESS*

Patients seen in 24 months	Total	Change since previous quarter
Quarter ending September 2016	269	
Quarter ending December 2016	267	→
Quarter ending March 2017	262	↓
Quarter ending June 2017	256	↓
Quarter ending September 2017	248	↓
Variance since September 2016	(7.8%)	↓



ACTIVITY

Cumulative percentage of contracted UDA delivered 2017 & 2018



Month	Adjusted Scheduled Activity (UDA)	
	2017	2018
April	16	6
May	16	40
June	45	40
July	66	59
August	81	102
September	87	129
October	134	
November	170	
December	197	
January	238	
February	248	
March	292	
April	295	
May	321	
June	321	

QUALITY

	Quantity	Base Number	Contract	AT	Region	England
% of FP17s for the same patient ID Re-attending within 3 months - Children	3	121	2.5%	10.7%	12.8%	11.9%
% of FP17s for the same patient ID Re-attending within 3 months - Adults	0	0	N/A	14.4%	16.5%	15.9%
% of FP17s for the same patient ID Re-attending between 3 & 9 months - Children	72	121	59.5%	57.8%	59.7%	58.1%
% of FP17s for the same patient ID Re-attending between 3 & 9 months - Adults	0	0	N/A	52.8%	53.0%	50.6%
% of FP17s for Band 1 Urgent Courses	2	94	2.1%	8.2%	9.2%	9.1%
% of FP17s Relating to Free Repair or Replacements	0	94	0.0%	1.2%	1.0%	0.8%
% of FP17s Relating to Continuations	0	94	0.0%	1.4%	1.2%	1.1%
% of Patients satisfied with the dentistry they have received	0	0	N/A	91.8%	91.6%	91.4%
% of Patients satisfied with the time they had to wait for an appointment	0	0	N/A	88.1%	88.1%	87.7%

* This is based on patients treated on this contract for their most recent course of treatment. Figures in italics indicate the base number of FP17s or Patient Questionnaire responses are less than 100. N/A is shown where the base number of responses is less than 10 during the period. % is calculated as Quantity/Base number*100

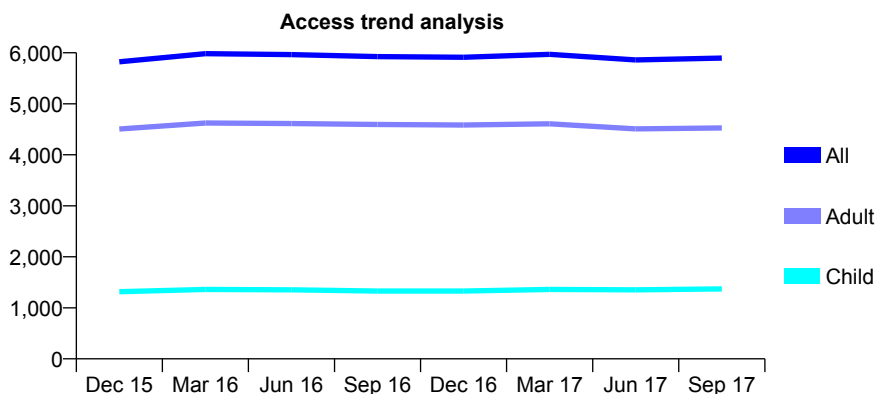
Q49 - Vital Signs At a Glance Contract Report for 650803/0001 - September 2017

Name or company name	MRS KA BRANTINGHAM
Contract type name	GDS Contract
Purpose of contract	General
Contract start date	01/04/2006
Contract end date	

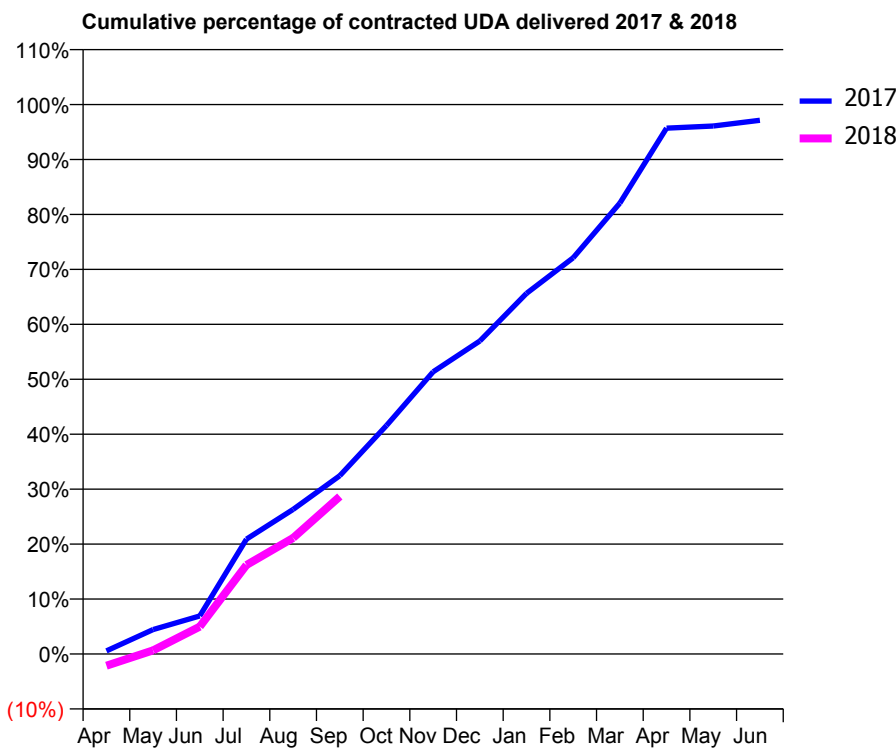
17/18 Contracted general activity (UDA)	17,629
Carry forward general activity (UDA)	507
17/18 Contracted orthodontic activity (UOA)	0
Carry forward orthodontic activity (UOA)	0
Baseline contract value	£549,105.78

ACCESS*

Patients seen in 24 months	Total	Change since previous quarter
Quarter ending September 2016	5,925	
Quarter ending December 2016	5,913	→
Quarter ending March 2017	5,971	→
Quarter ending June 2017	5,861	↓
Quarter ending September 2017	5,897	→
Variance since September 2016	(0.5%)	→



ACTIVITY



Month	Adjusted Scheduled Activity (UDA)	
	2017	2018
April	102	-378
May	784	119
June	1,220	878
July	3,686	2,855
August	4,641	3,722
September	5,720	5,056
October	7,328	
November	9,055	
December	10,042	
January	11,569	
February	12,711	
March	14,465	
April	16,872	
May	16,938	
June	17,122	

QUALITY

	Quantity	Base Number	Contract	AT	Region	England
% of FP17s for the same patient ID Re-attending within 3 months - Children	66	900	7.3%	10.7%	12.8%	11.9%
% of FP17s for the same patient ID Re-attending within 3 months - Adults	546	2,936	18.6%	14.4%	16.5%	15.9%
% of FP17s for the same patient ID Re-attending between 3 & 9 months - Children	432	900	48.0%	57.8%	59.7%	58.1%
% of FP17s for the same patient ID Re-attending between 3 & 9 months - Adults	1,344	2,936	45.8%	52.8%	53.0%	50.6%
% of FP17s for Band 1 Urgent Courses	257	2,784	9.2%	8.2%	9.2%	9.1%
% of FP17s Relating to Free Repair or Replacements	57	2,784	2.0%	1.2%	1.0%	0.8%
% of FP17s Relating to Continuations	63	2,784	2.3%	1.4%	1.2%	1.1%
% of Patients satisfied with the dentistry they have received	8	10	80.0%	91.8%	91.6%	91.4%
% of Patients satisfied with the time they had to wait for an appointment	9	10	90.0%	88.1%	88.1%	87.7%

* This is based on patients treated on this contract for their most recent course of treatment. Figures in italics indicate the base number of FP17s or Patient Questionnaire responses are less than 100. N/A is shown where the base number of responses is less than 10 during the period. % is calculated as Quantity/Base number*100

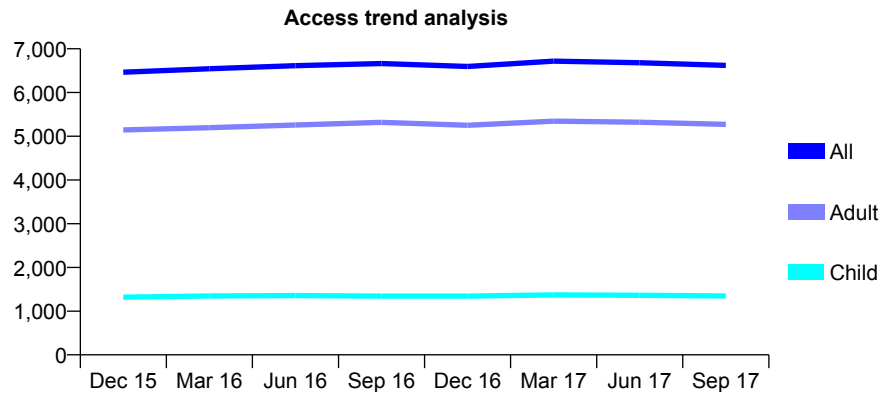
Q49 - Vital Signs At a Glance Contract Report for 653314/0001 - September 2017

Name or company name	MR JN BUTTERWORTH
Contract type name	GDS Contract
Purpose of contract	General and Orthodontic
Contract start date	01/04/2006
Contract end date	

17/18 Contracted general activity (UDA)	19,662
Carry forward general activity (UDA)	419
17/18 Contracted orthodontic activity (UOA)	374
Carry forward orthodontic activity (UOA)	0
Baseline contract value	£472,446.80

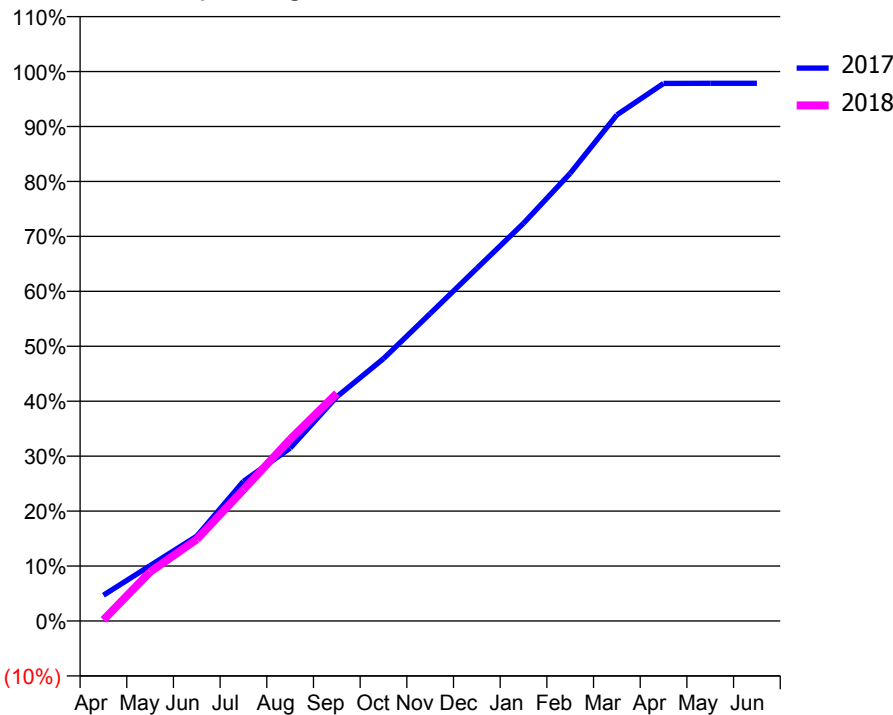
ACCESS*

Patients seen in 24 months	Total	Change since previous quarter
Quarter ending September 2016	6,662	
Quarter ending December 2016	6,595	↓
Quarter ending March 2017	6,718	→
Quarter ending June 2017	6,682	→
Quarter ending September 2017	6,619	→
Variance since September 2016	(0.6%)	→



ACTIVITY

Cumulative percentage of contracted UDA delivered 2017 & 2018



Month	Adjusted Scheduled Activity (UDA)	
	2017	2018
April	921	38
May	1,981	1,757
June	3,037	2,922
July	4,998	4,700
August	6,188	6,503
September	8,024	8,147
October	9,387	
November	10,999	
December	12,620	
January	14,229	
February	16,022	
March	18,107	
April	19,237	
May	19,243	
June	19,243	

QUALITY

	Quantity	Base Number	Contract	AT	Region	England
% of FP17s for the same patient ID Re-attending within 3 months - Children	130	1,080	12.0%	10.7%	12.8%	11.9%
% of FP17s for the same patient ID Re-attending within 3 months - Adults	931	4,289	21.7%	14.4%	16.5%	15.9%
% of FP17s for the same patient ID Re-attending between 3 & 9 months - Children	686	1,080	63.5%	57.8%	59.7%	58.1%
% of FP17s for the same patient ID Re-attending between 3 & 9 months - Adults	2,561	4,289	59.7%	52.8%	53.0%	50.6%
% of FP17s for Band 1 Urgent Courses	555	4,599	12.1%	8.2%	9.2%	9.1%
% of FP17s Relating to Free Repair or Replacements	70	4,599	1.5%	1.2%	1.0%	0.8%
% of FP17s Relating to Continuations	95	4,599	2.1%	1.4%	1.2%	1.1%
% of Patients satisfied with the dentistry they have received	10	10	100.0%	91.8%	91.6%	91.4%
% of Patients satisfied with the time they had to wait for an appointment	10	10	100.0%	88.1%	88.1%	87.7%

* This is based on patients treated on this contract for their most recent course of treatment. Figures in italics indicate the base number of FP17s or Patient Questionnaire responses are less than 100. N/A is shown where the base number of responses is less than 10 during the period. % is calculated as Quantity/Base number*100

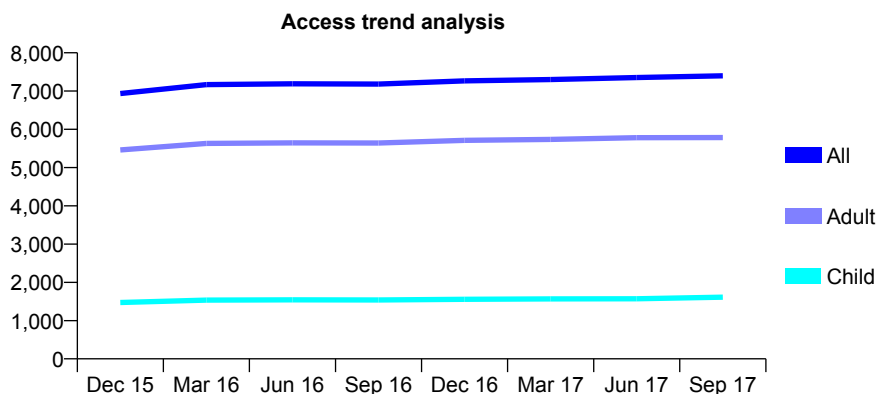
Q49 - Vital Signs At a Glance Contract Report for 654205/0001 - September 2017

Name or company name	MRS KK AMLANI
Contract type name	Pilot Contract
Purpose of contract	General and Orthodontic
Contract start date	01/04/2006
Contract end date	

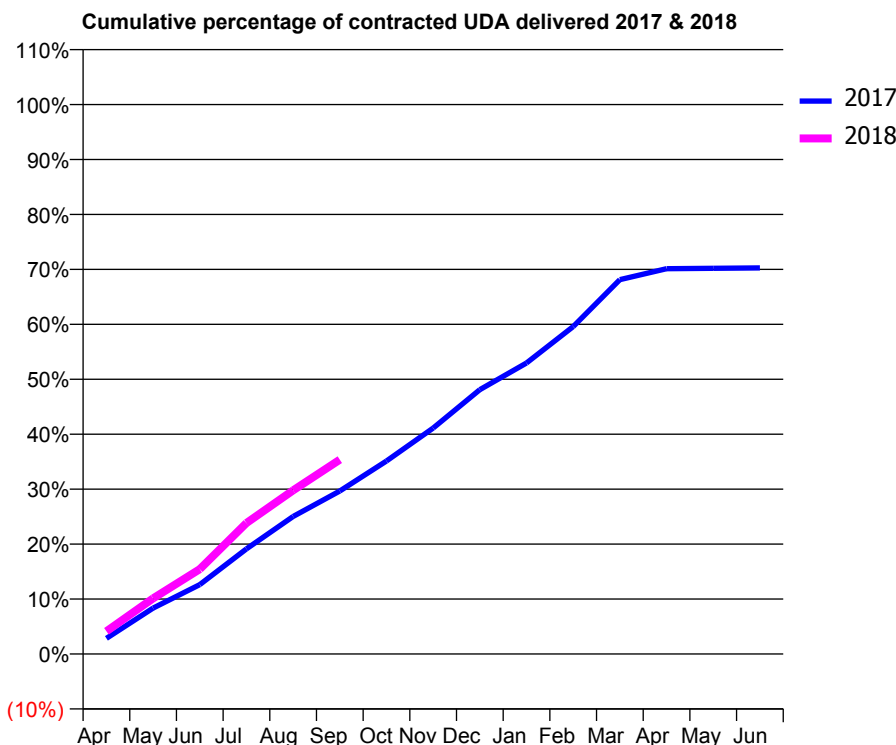
17/18 Contracted general activity (UDA)	27,729
Carry forward general activity (UDA)	0
17/18 Contracted orthodontic activity (UOA)	5
Carry forward orthodontic activity (UOA)	0
Baseline contract value	£629,150.44

ACCESS*

Patients seen in 24 months	Total	Change since previous quarter
Quarter ending September 2016	7,181	
Quarter ending December 2016	7,267	→
Quarter ending March 2017	7,302	→
Quarter ending June 2017	7,354	→
Quarter ending September 2017	7,397	→
Variance since September 2016	3.0%	↑



ACTIVITY



Month	Adjusted Scheduled Activity (UDA)	
	2017	2018
April	789	1,145
May	2,321	2,806
June	3,499	4,280
July	5,308	6,611
August	6,942	8,259
September	8,226	9,809
October	9,741	
November	11,401	
December	13,342	
January	14,683	
February	16,526	
March	18,895	
April	19,445	
May	19,463	
June	19,482	

QUALITY

	Quantity	Base Number	Contract	AT	Region	England
% of FP17s for the same patient ID Re-attending within 3 months - Children	52	1,179	4.4%	10.7%	12.8%	11.9%
% of FP17s for the same patient ID Re-attending within 3 months - Adults	804	4,517	17.8%	14.4%	16.5%	15.9%
% of FP17s for the same patient ID Re-attending between 3 & 9 months - Children	712	1,179	60.4%	57.8%	59.7%	58.1%
% of FP17s for the same patient ID Re-attending between 3 & 9 months - Adults	2,738	4,517	60.6%	52.8%	53.0%	50.6%
% of FP17s for Band 1 Urgent Courses	121	5,037	2.4%	8.2%	9.2%	9.1%
% of FP17s Relating to Free Repair or Replacements	53	5,037	1.1%	1.2%	1.0%	0.8%
% of FP17s Relating to Continuations	18	5,037	0.4%	1.4%	1.2%	1.1%
% of Patients satisfied with the dentistry they have received	13	16	81.3%	91.8%	91.6%	91.4%
% of Patients satisfied with the time they had to wait for an appointment	12	16	75.0%	88.1%	88.1%	87.7%

* This is based on patients treated on this contract for their most recent course of treatment. Figures in italics indicate the base number of FP17s or Patient Questionnaire responses are less than 100. N/A is shown where the base number of responses is less than 10 during the period. % is calculated as Quantity/Base number*100

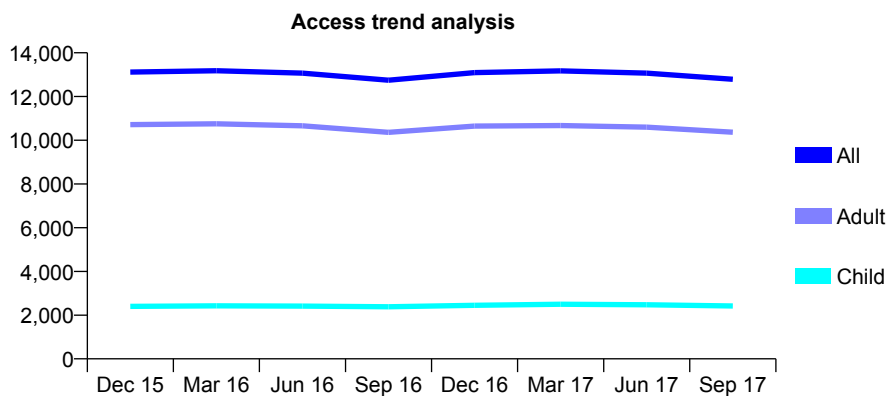
Q49 - Vital Signs At a Glance Contract Report for 654337/0001 - September 2017

Name or company name	MR F ANSARI-ARDABILI
Contract type name	GDS Contract
Purpose of contract	General
Contract start date	01/04/2006
Contract end date	

17/18 Contracted general activity (UDA)	44,500
Carry forward general activity (UDA)	296
17/18 Contracted orthodontic activity (UOA)	0
Carry forward orthodontic activity (UOA)	0
Baseline contract value	£1,172,555.06

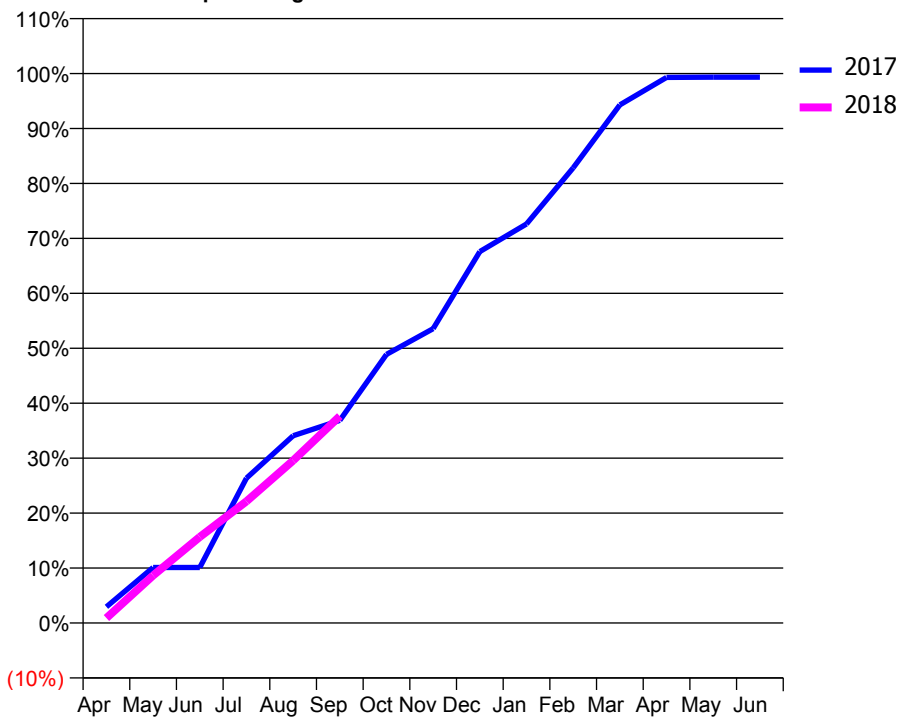
ACCESS*

Patients seen in 24 months	Total	Change since previous quarter
Quarter ending September 2016	12,746	
Quarter ending December 2016	13,097	↑
Quarter ending March 2017	13,172	→
Quarter ending June 2017	13,070	→
Quarter ending September 2017	12,790	↓
Variance since September 2016	0.3%	→



ACTIVITY

Cumulative percentage of contracted UDA delivered 2017 & 2018



Month	Adjusted Scheduled Activity (UDA)	
	2017	2018
April	1,315	408
May	4,493	3,848
June	4,493	6,976
July	11,735	9,852
August	15,168	13,159
September	16,405	16,752
October	21,753	
November	23,839	
December	30,085	
January	32,311	
February	36,862	
March	41,961	
April	44,186	
May	44,200	
June	44,204	

QUALITY

	Quantity	Base Number	Contract	AT	Region	England
% of FP17s for the same patient ID Re-attending within 3 months - Children	49	1,299	3.8%	10.7%	12.8%	11.9%
% of FP17s for the same patient ID Re-attending within 3 months - Adults	419	5,224	8.0%	14.4%	16.5%	15.9%
% of FP17s for the same patient ID Re-attending between 3 & 9 months - Children	600	1,299	46.2%	57.8%	59.7%	58.1%
% of FP17s for the same patient ID Re-attending between 3 & 9 months - Adults	2,505	5,224	48.0%	52.8%	53.0%	50.6%
% of FP17s for Band 1 Urgent Courses	178	5,856	3.0%	8.2%	9.2%	9.1%
% of FP17s Relating to Free Repair or Replacements	139	5,856	2.4%	1.2%	1.0%	0.8%
% of FP17s Relating to Continuations	35	5,856	0.6%	1.4%	1.2%	1.1%
% of Patients satisfied with the dentistry they have received	54	62	87.1%	91.8%	91.6%	91.4%
% of Patients satisfied with the time they had to wait for an appointment	58	62	93.5%	88.1%	88.1%	87.7%

* This is based on patients treated on this contract for their most recent course of treatment. Figures in italics indicate the base number of FP17s or Patient Questionnaire responses are less than 100. N/A is shown where the base number of responses is less than 10 during the period. % is calculated as Quantity/Base number*100

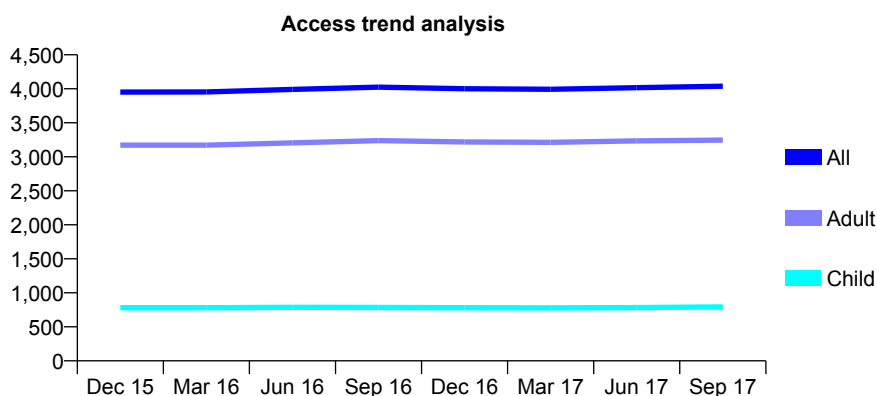
Q49 - Vital Signs At a Glance Contract Report for 658170/0001 - September 2017

Name or company name	MR ME BENN
Contract type name	GDS Contract
Purpose of contract	General
Contract start date	01/04/2006
Contract end date	

17/18 Contracted general activity (UDA)	11,451
Carry forward general activity (UDA)	-189
17/18 Contracted orthodontic activity (UOA)	0
Carry forward orthodontic activity (UOA)	0
Baseline contract value	£336,209.10

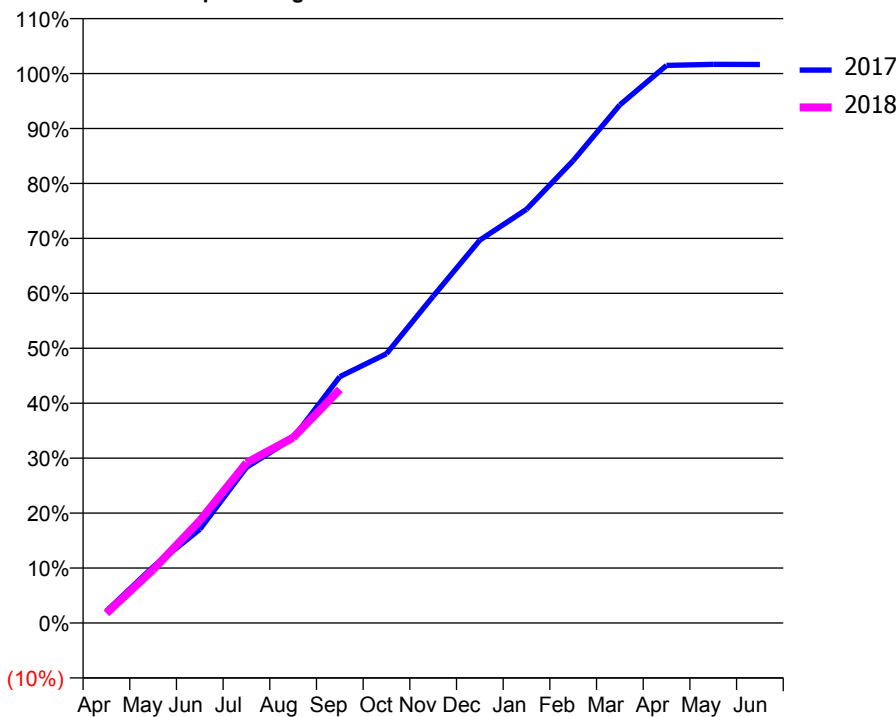
ACCESS*

Patients seen in 24 months	Total	Change since previous quarter
Quarter ending September 2016	4,024	
Quarter ending December 2016	4,001	→
Quarter ending March 2017	3,993	→
Quarter ending June 2017	4,017	→
Quarter ending September 2017	4,039	→
Variance since September 2016	0.4%	→



ACTIVITY

Cumulative percentage of contracted UDA delivered 2017 & 2018



Month	Adjusted Scheduled Activity (UDA)	
	2017	2018
April	250	203
May	1,172	1,113
June	1,953	2,134
July	3,245	3,340
August	3,856	3,863
September	5,133	4,866
October	5,611	
November	6,808	
December	7,979	
January	8,623	
February	9,635	
March	10,798	
April	11,619	
May	11,643	
June	11,640	

QUALITY

	Quantity	Base Number	Contract	AT	Region	England
% of FP17s for the same patient ID Re-attending within 3 months - Children	19	462	4.1%	10.7%	12.8%	11.9%
% of FP17s for the same patient ID Re-attending within 3 months - Adults	212	2,037	10.4%	14.4%	16.5%	15.9%
% of FP17s for the same patient ID Re-attending between 3 & 9 months - Children	168	462	36.4%	57.8%	59.7%	58.1%
% of FP17s for the same patient ID Re-attending between 3 & 9 months - Adults	968	2,037	47.5%	52.8%	53.0%	50.6%
% of FP17s for Band 1 Urgent Courses	132	2,144	6.2%	8.2%	9.2%	9.1%
% of FP17s Relating to Free Repair or Replacements	34	2,144	1.6%	1.2%	1.0%	0.8%
% of FP17s Relating to Continuations	19	2,144	0.9%	1.4%	1.2%	1.1%
% of Patients satisfied with the dentistry they have received	9	10	90.0%	91.8%	91.6%	91.4%
% of Patients satisfied with the time they had to wait for an appointment	8	10	80.0%	88.1%	88.1%	87.7%

* This is based on patients treated on this contract for their most recent course of treatment. Figures in italics indicate the base number of FP17s or Patient Questionnaire responses are less than 100. N/A is shown where the base number of responses is less than 10 during the period. % is calculated as Quantity/Base number*100

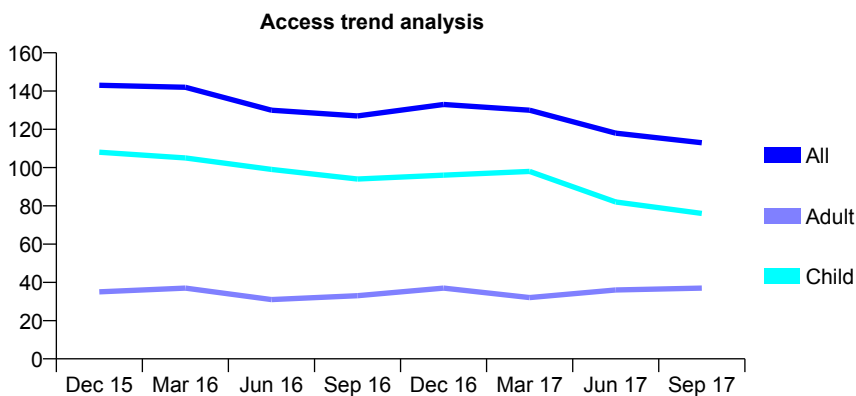
Q49 - Vital Signs At a Glance Contract Report for 660957/0002 - September 2017

Name or company name	MR CJ BARR
Contract type name	GDS Contract
Purpose of contract	General and Orthodontic
Contract start date	17/03/2012
Contract end date	

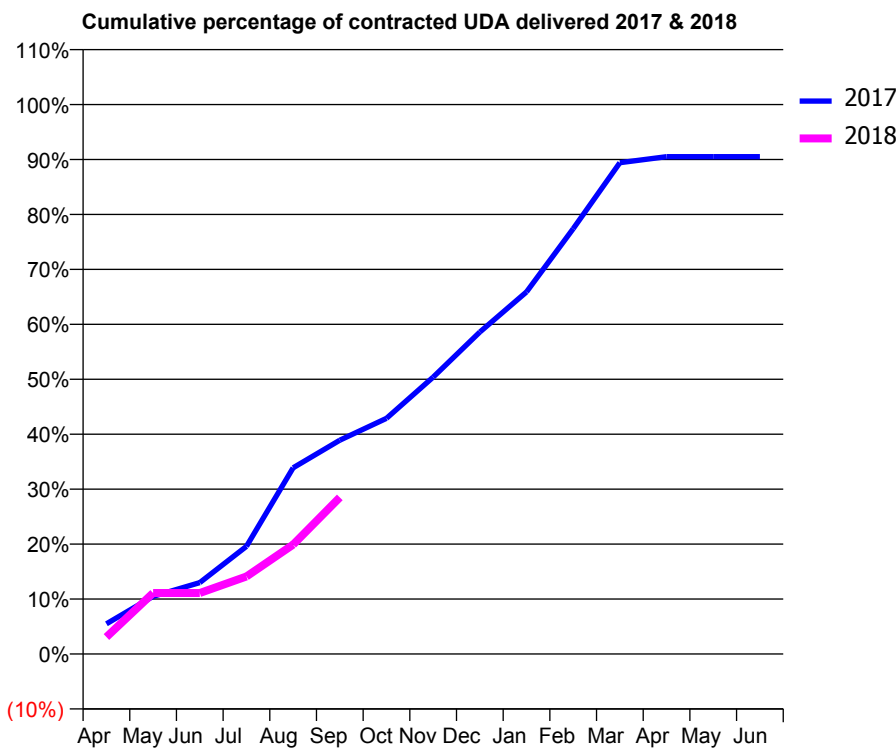
17/18 Contracted general activity (UDA)	200
Carry forward general activity (UDA)	0
17/18 Contracted orthodontic activity (UOA)	2,548
Carry forward orthodontic activity (UOA)	0
Baseline contract value	£173,643.23

ACCESS*

Patients seen in 24 months	Total	Change since previous quarter
Quarter ending September 2016	127	
Quarter ending December 2016	133	↑
Quarter ending March 2017	130	↓
Quarter ending June 2017	118	↓
Quarter ending September 2017	113	↓
Variance since September 2016	(11.0%)	↓



ACTIVITY



Month	Adjusted Scheduled Activity (UDA)	
	2017	2018
April	11	6
May	21	22
June	26	22
July	39	28
August	68	40
September	78	57
October	86	
November	101	
December	117	
January	132	
February	155	
March	179	
April	181	
May	181	
June	181	

QUALITY

	Quantity	Base Number	Contract	AT	Region	England
% of FP17s for the same patient ID Re-attending within 3 months - Children	7	104	6.7%	10.7%	12.8%	11.9%
% of FP17s for the same patient ID Re-attending within 3 months - Adults	0	8	0.0%	14.4%	16.5%	15.9%
% of FP17s for the same patient ID Re-attending between 3 & 9 months - Children	19	104	18.3%	57.8%	59.7%	58.1%
% of FP17s for the same patient ID Re-attending between 3 & 9 months - Adults	2	8	25.0%	52.8%	53.0%	50.6%
% of FP17s for Band 1 Urgent Courses	5	48	10.4%	8.2%	9.2%	9.1%
% of FP17s Relating to Free Repair or Replacements	0	48	0.0%	1.2%	1.0%	0.8%
% of FP17s Relating to Continuations	0	48	0.0%	1.4%	1.2%	1.1%
% of Patients satisfied with the dentistry they have received	0	0	N/A	91.8%	91.6%	91.4%
% of Patients satisfied with the time they had to wait for an appointment	0	0	N/A	88.1%	88.1%	87.7%

* This is based on patients treated on this contract for their most recent course of treatment. Figures in italics indicate the base number of FP17s or Patient Questionnaire responses are less than 100. N/A is shown where the base number of responses is less than 10 during the period. % is calculated as Quantity/Base number*100

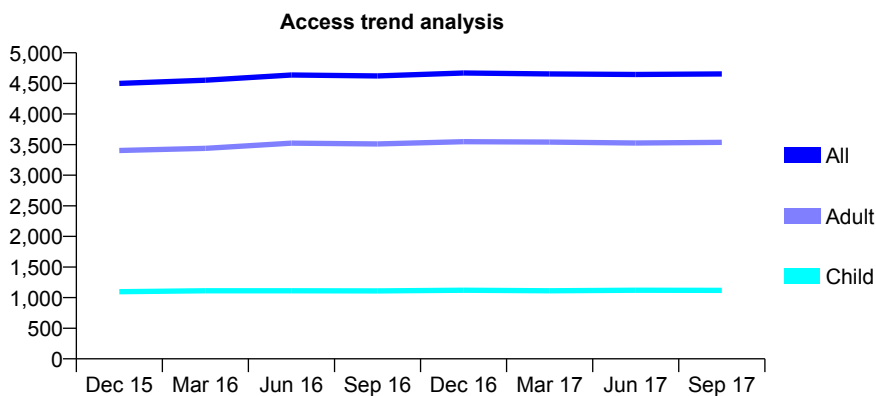
Q49 - Vital Signs At a Glance Contract Report for 661155/0001 - September 2017

Name or company name	MR G REID
Contract type name	GDS Contract
Purpose of contract	General
Contract start date	01/04/2006
Contract end date	

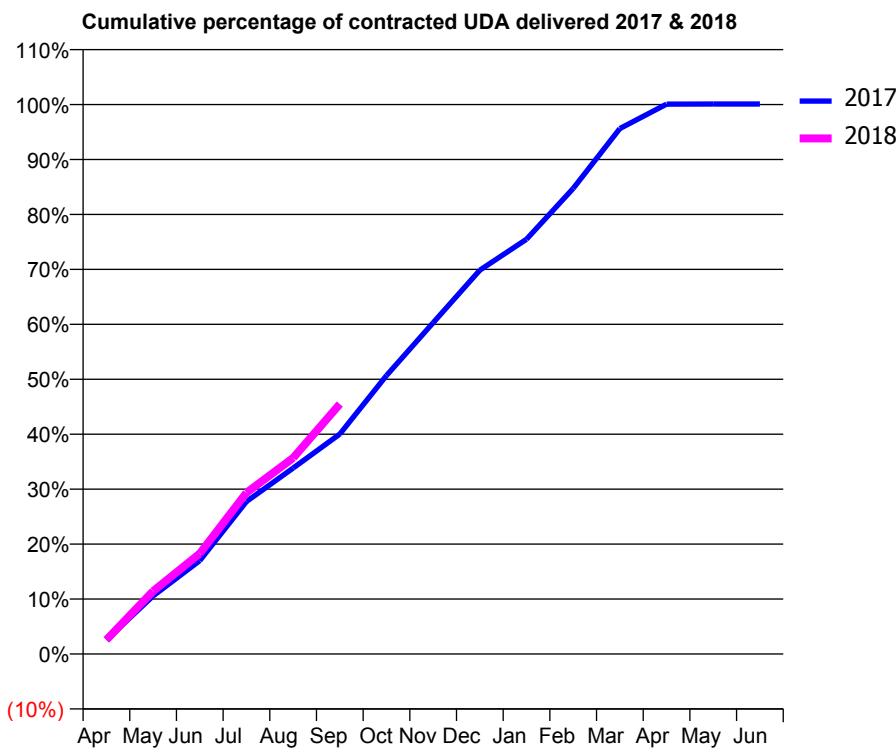
17/18 Contracted general activity (UDA)	13,848
Carry forward general activity (UDA)	-14
17/18 Contracted orthodontic activity (UOA)	0
Carry forward orthodontic activity (UOA)	0
Baseline contract value	£410,003.02

ACCESS*

Patients seen in 24 months	Total	Change since previous quarter
Quarter ending September 2016	4,622	
Quarter ending December 2016	4,669	→
Quarter ending March 2017	4,655	→
Quarter ending June 2017	4,647	→
Quarter ending September 2017	4,655	→
Variance since September 2016	0.7%	→



ACTIVITY



Month	Adjusted Scheduled Activity (UDA)	
	2017	2018
April	355	359
May	1,464	1,584
June	2,354	2,534
July	3,844	4,063
August	4,687	4,941
September	5,543	6,300
October	7,017	
November	8,348	
December	9,673	
January	10,454	
February	11,735	
March	13,241	
April	13,858	
May	13,861	
June	13,862	

QUALITY

	Quantity	Base Number	Contract	AT	Region	England
% of FP17s for the same patient ID Re-attending within 3 months - Children	62	903	6.9%	10.7%	12.8%	11.9%
% of FP17s for the same patient ID Re-attending within 3 months - Adults	454	2,672	17.0%	14.4%	16.5%	15.9%
% of FP17s for the same patient ID Re-attending between 3 & 9 months - Children	582	903	64.5%	57.8%	59.7%	58.1%
% of FP17s for the same patient ID Re-attending between 3 & 9 months - Adults	1,590	2,672	59.5%	52.8%	53.0%	50.6%
% of FP17s for Band 1 Urgent Courses	160	3,260	4.9%	8.2%	9.2%	9.1%
% of FP17s Relating to Free Repair or Replacements	64	3,260	2.0%	1.2%	1.0%	0.8%
% of FP17s Relating to Continuations	87	3,260	2.7%	1.4%	1.2%	1.1%
% of Patients satisfied with the dentistry they have received	9	11	81.8%	91.8%	91.6%	91.4%
% of Patients satisfied with the time they had to wait for an appointment	8	11	72.7%	88.1%	88.1%	87.7%

* This is based on patients treated on this contract for their most recent course of treatment. Figures in italics indicate the base number of FP17s or Patient Questionnaire responses are less than 100. N/A is shown where the base number of responses is less than 10 during the period. % is calculated as Quantity/Base number*100

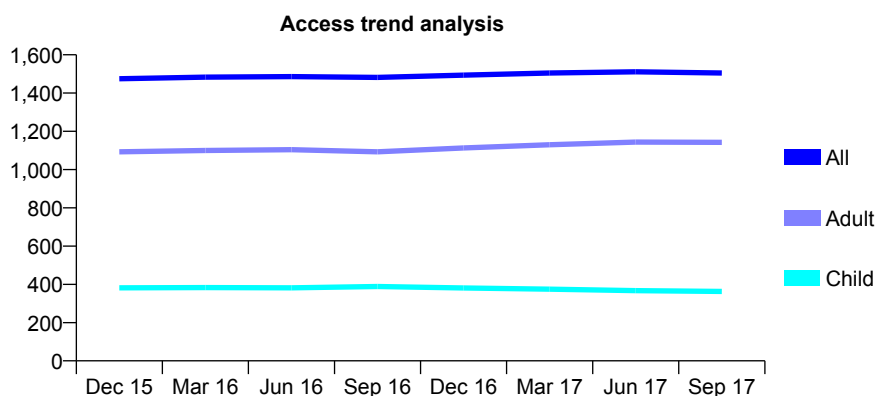
Q49 - Vital Signs At a Glance Contract Report for 674303/0001 - September 2017

Name or company name	MR JH NOWICKI
Contract type name	GDS Contract
Purpose of contract	General
Contract start date	01/04/2006
Contract end date	

17/18 Contracted general activity (UDA)	3,602
Carry forward general activity (UDA)	0
17/18 Contracted orthodontic activity (UOA)	0
Carry forward orthodontic activity (UOA)	0
Baseline contract value	£86,141.22

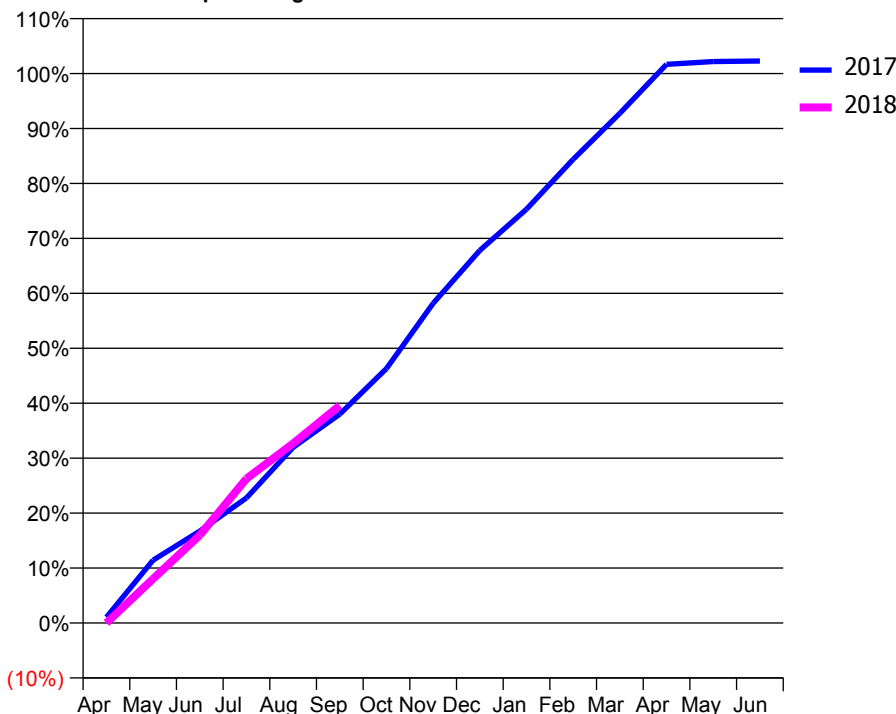
ACCESS*

Patients seen in 24 months	Total	Change since previous quarter
Quarter ending September 2016	1,482	
Quarter ending December 2016	1,494	→
Quarter ending March 2017	1,505	→
Quarter ending June 2017	1,511	→
Quarter ending September 2017	1,505	→
Variance since September 2016	1.6%	→



ACTIVITY

Cumulative percentage of contracted UDA delivered 2017 & 2018



Adjusted Scheduled Activity (UDA)

Month	2017	2018
April	38	0
May	412	290
June	603	575
July	821	946
August	1,152	1,177
September	1,369	1,426
October	1,668	
November	2,096	
December	2,443	
January	2,713	
February	3,039	
March	3,341	
April	3,662	
May	3,681	
June	3,684	

QUALITY

	Quantity	Base Number	Contract	AT	Region	England
% of FP17s for the same patient ID Re-attending within 3 months - Children	13	261	5.0%	10.7%	12.8%	11.9%
% of FP17s for the same patient ID Re-attending within 3 months - Adults	73	737	9.9%	14.4%	16.5%	15.9%
% of FP17s for the same patient ID Re-attending between 3 & 9 months - Children	154	261	59.0%	57.8%	59.7%	58.1%
% of FP17s for the same patient ID Re-attending between 3 & 9 months - Adults	411	737	55.8%	52.8%	53.0%	50.6%
% of FP17s for Band 1 Urgent Courses	70	810	8.6%	8.2%	9.2%	9.1%
% of FP17s Relating to Free Repair or Replacements	4	810	0.5%	1.2%	1.0%	0.8%
% of FP17s Relating to Continuations	4	810	0.5%	1.4%	1.2%	1.1%
% of Patients satisfied with the dentistry they have received	3	3	N/A	91.8%	91.6%	91.4%
% of Patients satisfied with the time they had to wait for an appointment	3	3	N/A	88.1%	88.1%	87.7%

* This is based on patients treated on this contract for their most recent course of treatment. Figures in italics indicate the base number of FP17s or Patient Questionnaire responses are less than 100. N/A is shown where the base number of responses is less than 10 during the period. % is calculated as Quantity/Base number*100

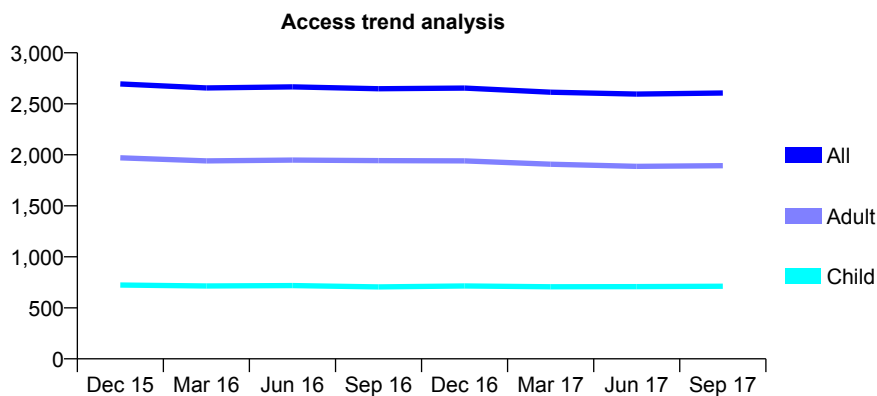
Q49 - Vital Signs At a Glance Contract Report for 674338/0001 - September 2017

Name or company name	MRS LJ HUNTER
Contract type name	GDS Contract
Purpose of contract	General
Contract start date	01/04/2006
Contract end date	

17/18 Contracted general activity (UDA)	8,826
Carry forward general activity (UDA)	-46
17/18 Contracted orthodontic activity (UOA)	0
Carry forward orthodontic activity (UOA)	0
Baseline contract value	£244,299.96

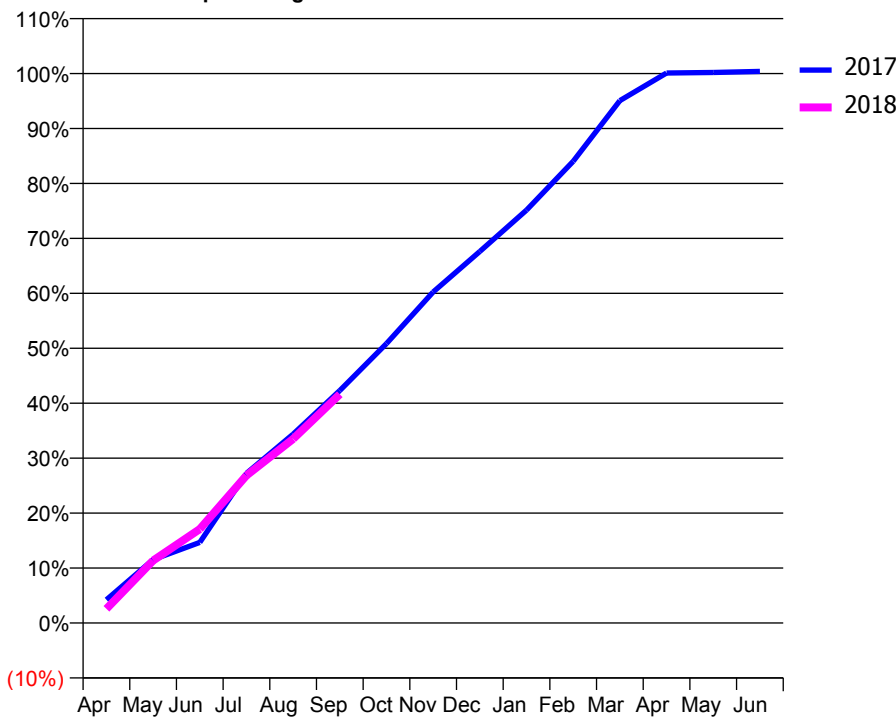
ACCESS*

Patients seen in 24 months	Total	Change since previous quarter
Quarter ending September 2016	2,648	
Quarter ending December 2016	2,654	→
Quarter ending March 2017	2,614	↓
Quarter ending June 2017	2,595	→
Quarter ending September 2017	2,606	→
Variance since September 2016	(1.6%)	↓



ACTIVITY

Cumulative percentage of contracted UDA delivered 2017 & 2018



Month	Adjusted Scheduled Activity (UDA)	
	2017	2018
April	373	228
May	1,018	1,003
June	1,295	1,510
July	2,404	2,370
August	3,033	2,956
September	3,733	3,673
October	4,488	
November	5,318	
December	5,968	
January	6,632	
February	7,416	
March	8,390	
April	8,833	
May	8,842	
June	8,859	

QUALITY

	Quantity	Base Number	Contract	AT	Region	England
% of FP17s for the same patient ID Re-attending within 3 months - Children	54	507	10.7%	10.7%	12.8%	11.9%
% of FP17s for the same patient ID Re-attending within 3 months - Adults	200	1,210	16.5%	14.4%	16.5%	15.9%
% of FP17s for the same patient ID Re-attending between 3 & 9 months - Children	254	507	50.1%	57.8%	59.7%	58.1%
% of FP17s for the same patient ID Re-attending between 3 & 9 months - Adults	553	1,210	45.7%	52.8%	53.0%	50.6%
% of FP17s for Band 1 Urgent Courses	76	1,580	4.8%	8.2%	9.2%	9.1%
% of FP17s Relating to Free Repair or Replacements	43	1,580	2.7%	1.2%	1.0%	0.8%
% of FP17s Relating to Continuations	14	1,580	0.9%	1.4%	1.2%	1.1%
% of Patients satisfied with the dentistry they have received	1	1	N/A	91.8%	91.6%	91.4%
% of Patients satisfied with the time they had to wait for an appointment	1	1	N/A	88.1%	88.1%	87.7%

* This is based on patients treated on this contract for their most recent course of treatment. Figures in italics indicate the base number of FP17s or Patient Questionnaire responses are less than 100. N/A is shown where the base number of responses is less than 10 during the period. % is calculated as Quantity/Base number*100

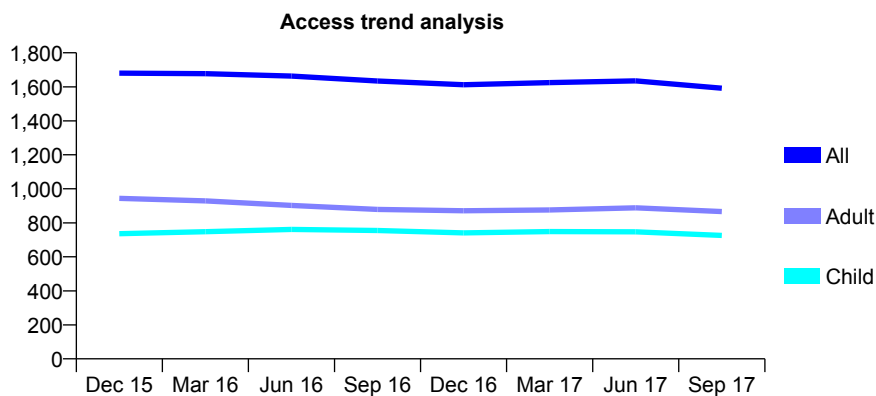
Q49 - Vital Signs At a Glance Contract Report for 676098/0001 - September 2017

Name or company name	MR BS LIVERSIDGE
Contract type name	GDS Contract
Purpose of contract	General and Orthodontic
Contract start date	01/04/2006
Contract end date	

17/18 Contracted general activity (UDA)	6,054
Carry forward general activity (UDA)	193
17/18 Contracted orthodontic activity (UOA)	0
Carry forward orthodontic activity (UOA)	0
Baseline contract value	£155,317.15

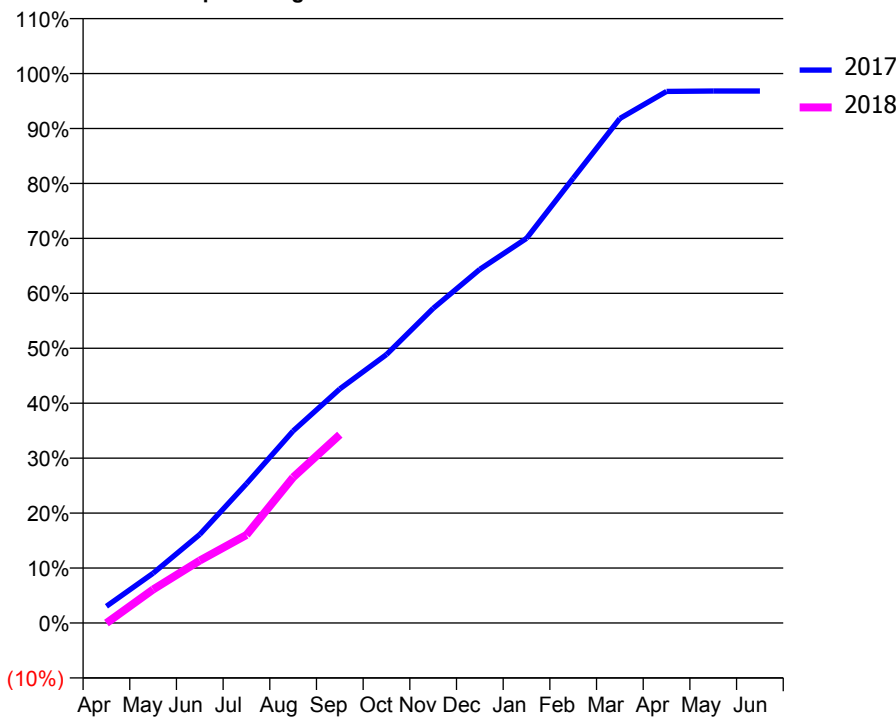
ACCESS*

Patients seen in 24 months	Total	Change since previous quarter
Quarter ending September 2016	1,634	
Quarter ending December 2016	1,612	↓
Quarter ending March 2017	1,625	→
Quarter ending June 2017	1,635	→
Quarter ending September 2017	1,592	↓
Variance since September 2016	(2.6%)	↓



ACTIVITY

Cumulative percentage of contracted UDA delivered 2017 & 2018



Month	Adjusted Scheduled Activity (UDA)	
	2017	2018
April	185	-2
May	549	369
June	977	688
July	1,534	971
August	2,116	1,606
September	2,579	2,076
October	2,959	
November	3,467	
December	3,896	
January	4,238	
February	4,900	
March	5,558	
April	5,857	
May	5,861	
June	5,861	

QUALITY

	Quantity	Base Number	Contract	AT	Region	England
% of FP17s for the same patient ID Re-attending within 3 months - Children	22	439	5.0%	10.7%	12.8%	11.9%
% of FP17s for the same patient ID Re-attending within 3 months - Adults	62	469	13.2%	14.4%	16.5%	15.9%
% of FP17s for the same patient ID Re-attending between 3 & 9 months - Children	181	439	41.2%	57.8%	59.7%	58.1%
% of FP17s for the same patient ID Re-attending between 3 & 9 months - Adults	179	469	38.2%	52.8%	53.0%	50.6%
% of FP17s for Band 1 Urgent Courses	28	825	3.4%	8.2%	9.2%	9.1%
% of FP17s Relating to Free Repair or Replacements	0	825	0.0%	1.2%	1.0%	0.8%
% of FP17s Relating to Continuations	0	825	0.0%	1.4%	1.2%	1.1%
% of Patients satisfied with the dentistry they have received	4	4	N/A	91.8%	91.6%	91.4%
% of Patients satisfied with the time they had to wait for an appointment	3	4	N/A	88.1%	88.1%	87.7%

* This is based on patients treated on this contract for their most recent course of treatment. Figures in italics indicate the base number of FP17s or Patient Questionnaire responses are less than 100. N/A is shown where the base number of responses is less than 10 during the period. % is calculated as Quantity/Base number*100

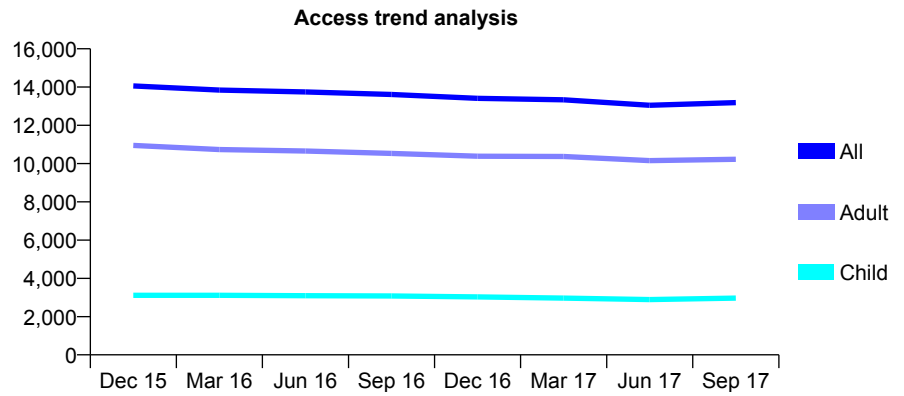
Q49 - Vital Signs At a Glance Contract Report for 678457/0001 - September 2017

Name or company name	MR LA NIGHTINGALE
Contract type name	GDS Contract
Purpose of contract	General
Contract start date	01/04/2006
Contract end date	

17/18 Contracted general activity (UDA)	47,798
Carry forward general activity (UDA)	0
17/18 Contracted orthodontic activity (UOA)	0
Carry forward orthodontic activity (UOA)	0
Baseline contract value	£1,139,409.61

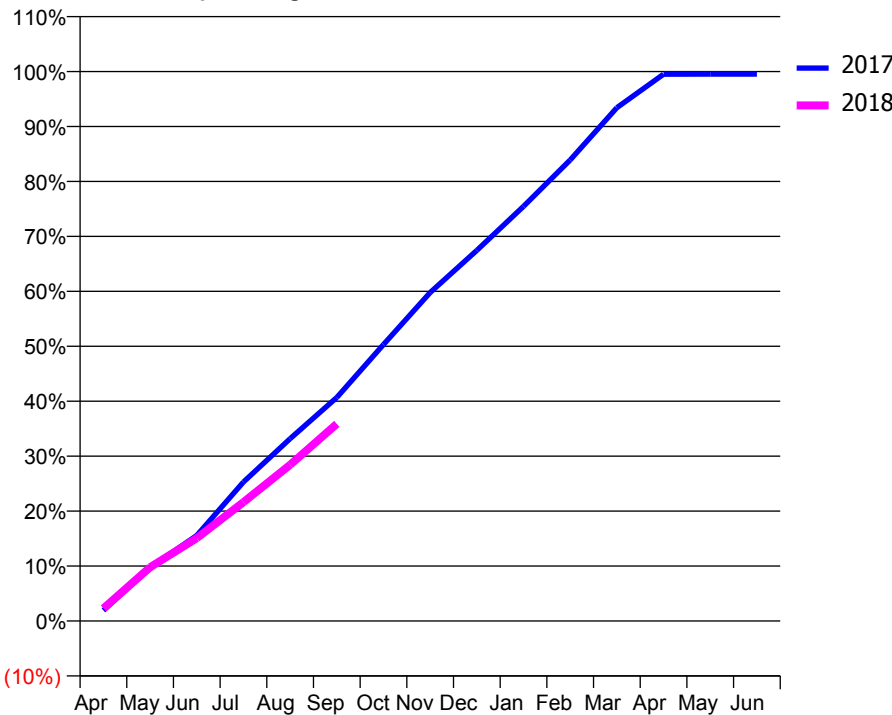
ACCESS*

Patients seen in 24 months	Total	Change since previous quarter
Quarter ending September 2016	13,614	
Quarter ending December 2016	13,409	↓
Quarter ending March 2017	13,336	→
Quarter ending June 2017	13,047	↓
Quarter ending September 2017	13,189	→
Variance since September 2016	(3.1%)	↓



ACTIVITY

Cumulative percentage of contracted UDA delivered 2017 & 2018



Month	Adjusted Scheduled Activity (UDA)	
	2017	2018
April	790	1,090
May	3,975	4,686
June	6,362	7,206
July	10,329	10,340
August	13,557	13,583
September	16,613	17,155
October	20,547	
November	24,417	
December	27,547	
January	30,816	
February	34,273	
March	38,154	
April	40,642	
May	40,652	
June	40,654	

QUALITY

	Quantity	Base Number	Contract	AT	Region	England
% of FP17s for the same patient ID Re-attending within 3 months - Children	161	2,272	7.1%	10.7%	12.8%	11.9%
% of FP17s for the same patient ID Re-attending within 3 months - Adults	1,175	7,500	15.7%	14.4%	16.5%	15.9%
% of FP17s for the same patient ID Re-attending between 3 & 9 months - Children	1,238	2,272	54.5%	57.8%	59.7%	58.1%
% of FP17s for the same patient ID Re-attending between 3 & 9 months - Adults	4,097	7,500	54.6%	52.8%	53.0%	50.6%
% of FP17s for Band 1 Urgent Courses	570	8,477	6.7%	8.2%	9.2%	9.1%
% of FP17s Relating to Free Repair or Replacements	91	8,477	1.1%	1.2%	1.0%	0.8%
% of FP17s Relating to Continuations	178	8,477	2.1%	1.4%	1.2%	1.1%
% of Patients satisfied with the dentistry they have received	26	27	96.3%	91.8%	91.6%	91.4%
% of Patients satisfied with the time they had to wait for an appointment	22	27	81.5%	88.1%	88.1%	87.7%

* This is based on patients treated on this contract for their most recent course of treatment. Figures in italics indicate the base number of FP17s or Patient Questionnaire responses are less than 100. N/A is shown where the base number of responses is less than 10 during the period. % is calculated as Quantity/Base number*100

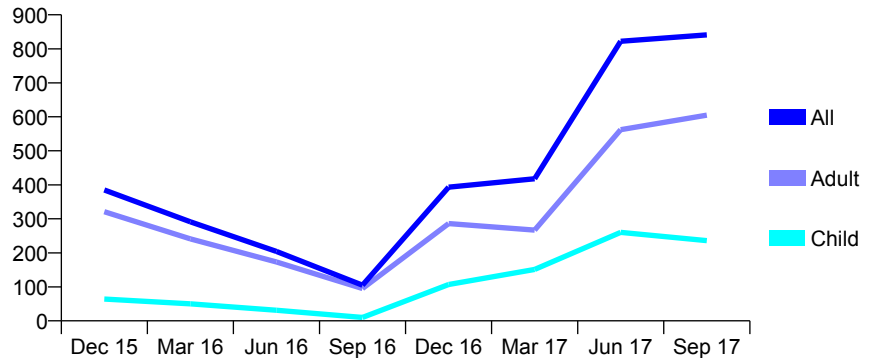
Q49 - Vital Signs At a Glance Contract Report for 678457/0002 - September 2017

Name or company name	MR LA NIGHTINGALE
Contract type name	GDS Contract
Purpose of contract	General
Contract start date	01/04/2008
Contract end date	31/07/2017

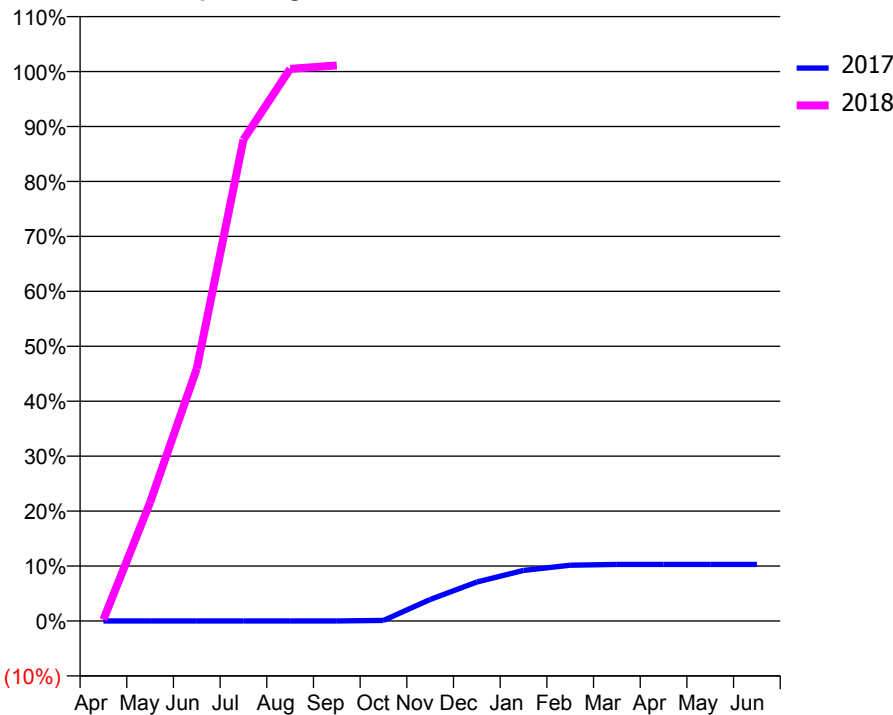
17/18 Contracted general activity (UDA)	2,318
Carry forward general activity (UDA)	0
17/18 Contracted orthodontic activity (UOA)	0
Carry forward orthodontic activity (UOA)	0
Baseline contract value	£50,284.36

ACCESS*

Patients seen in 24 months	Total	Change since previous quarter
Quarter ending September 2016	105	
Quarter ending December 2016	393	↑
Quarter ending March 2017	418	↑
Quarter ending June 2017	822	↑
Quarter ending September 2017	841	↑
Variance since September 2016	701.0%	↑

Access trend analysis


ACTIVITY

Cumulative percentage of contracted UDA delivered 2017 & 2018


Month	Adjusted Scheduled Activity (UDA)	
	2017	2018
April	0	6
May	0	501
June	0	1,065
July	0	2,031
August	0	2,329
September	0	2,344
October	7	
November	273	
December	493	
January	640	
February	706	
March	716	
April	716	
May	716	
June	716	

QUALITY

	Quantity	Base Number	Contract	AT	Region	England
% of FP17s for the same patient ID Re-attending within 3 months - Children	10	223	4.5%	10.7%	12.8%	11.9%
% of FP17s for the same patient ID Re-attending within 3 months - Adults	51	717	7.1%	14.4%	16.5%	15.9%
% of FP17s for the same patient ID Re-attending between 3 & 9 months - Children	3	223	1.3%	57.8%	59.7%	58.1%
% of FP17s for the same patient ID Re-attending between 3 & 9 months - Adults	16	717	2.2%	52.8%	53.0%	50.6%
% of FP17s for Band 1 Urgent Courses	119	940	12.7%	8.2%	9.2%	9.1%
% of FP17s Relating to Free Repair or Replacements	14	940	1.5%	1.2%	1.0%	0.8%
% of FP17s Relating to Continuations	15	940	1.6%	1.4%	1.2%	1.1%
% of Patients satisfied with the dentistry they have received	3	3	N/A	91.8%	91.6%	91.4%
% of Patients satisfied with the time they had to wait for an appointment	3	3	N/A	88.1%	88.1%	87.7%

* This is based on patients treated on this contract for their most recent course of treatment. Figures in italics indicate the base number of FP17s or Patient Questionnaire responses are less than 100. N/A is shown where the base number of responses is less than 10 during the period. % is calculated as Quantity/Base number*100

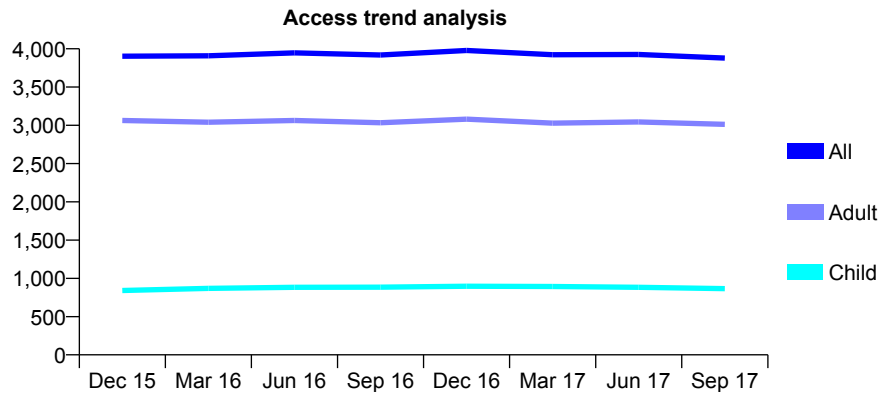
Q49 - Vital Signs At a Glance Contract Report for 688703/0001 - September 2017

Name or company name	MR KA NIGHTINGALE
Contract type name	GDS Contract
Purpose of contract	General
Contract start date	01/04/2006
Contract end date	

17/18 Contracted general activity (UDA)	13,450
Carry forward general activity (UDA)	-145
17/18 Contracted orthodontic activity (UOA)	0
Carry forward orthodontic activity (UOA)	0
Baseline contract value	£314,803.64

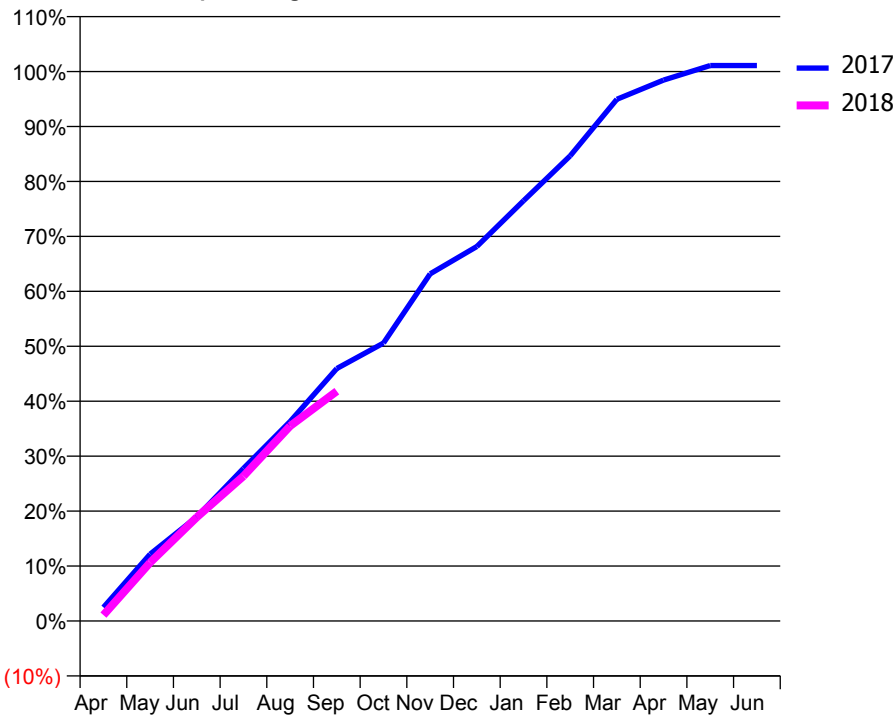
ACCESS*

Patients seen in 24 months	Total	Change since previous quarter
Quarter ending September 2016	3,919	
Quarter ending December 2016	3,978	→
Quarter ending March 2017	3,922	↓
Quarter ending June 2017	3,926	→
Quarter ending September 2017	3,878	↓
Variance since September 2016	(1.0%)	↓



ACTIVITY

Cumulative percentage of contracted UDA delivered 2017 & 2018



Month	Adjusted Scheduled Activity (UDA)	
	2017	2018
April	334	145
May	1,636	1,430
June	2,549	2,542
July	3,736	3,545
August	4,885	4,773
September	6,179	5,625
October	6,804	
November	8,497	
December	9,165	
January	10,286	
February	11,385	
March	12,770	
April	13,240	
May	13,595	
June	13,595	

QUALITY

	Quantity	Base Number	Contract	AT	Region	England
% of FP17s for the same patient ID Re-attending within 3 months - Children	23	491	4.7%	10.7%	12.8%	11.9%
% of FP17s for the same patient ID Re-attending within 3 months - Adults	147	1,596	9.2%	14.4%	16.5%	15.9%
% of FP17s for the same patient ID Re-attending between 3 & 9 months - Children	222	491	45.2%	57.8%	59.7%	58.1%
% of FP17s for the same patient ID Re-attending between 3 & 9 months - Adults	680	1,596	42.6%	52.8%	53.0%	50.6%
% of FP17s for Band 1 Urgent Courses	149	1,856	8.0%	8.2%	9.2%	9.1%
% of FP17s Relating to Free Repair or Replacements	16	1,856	0.9%	1.2%	1.0%	0.8%
% of FP17s Relating to Continuations	36	1,856	1.9%	1.4%	1.2%	1.1%
% of Patients satisfied with the dentistry they have received	25	27	92.6%	91.8%	91.6%	91.4%
% of Patients satisfied with the time they had to wait for an appointment	23	27	85.2%	88.1%	88.1%	87.7%

* This is based on patients treated on this contract for their most recent course of treatment. Figures in italics indicate the base number of FP17s or Patient Questionnaire responses are less than 100. N/A is shown where the base number of responses is less than 10 during the period. % is calculated as Quantity/Base number*100

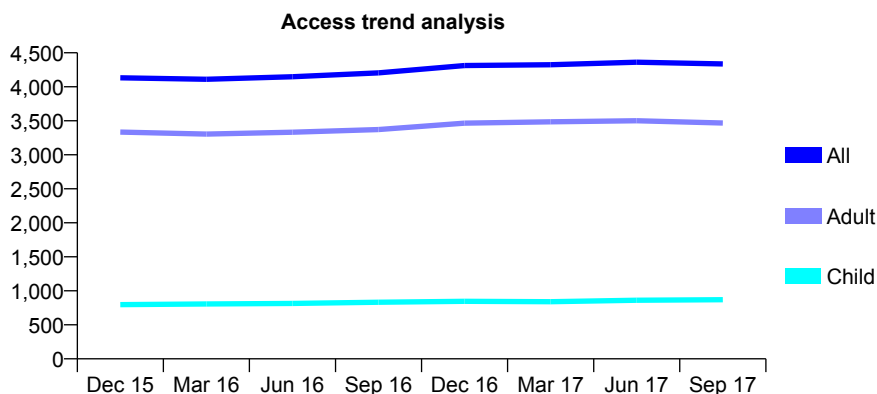
Q49 - Vital Signs At a Glance Contract Report for 688703/0005 - September 2017

Name or company name	MR KA NIGHTINGALE
Contract type name	GDS Contract
Purpose of contract	General
Contract start date	29/11/2010
Contract end date	

17/18 Contracted general activity (UDA)	15,000
Carry forward general activity (UDA)	-289
17/18 Contracted orthodontic activity (UOA)	0
Carry forward orthodontic activity (UOA)	0
Baseline contract value	£382,781.29

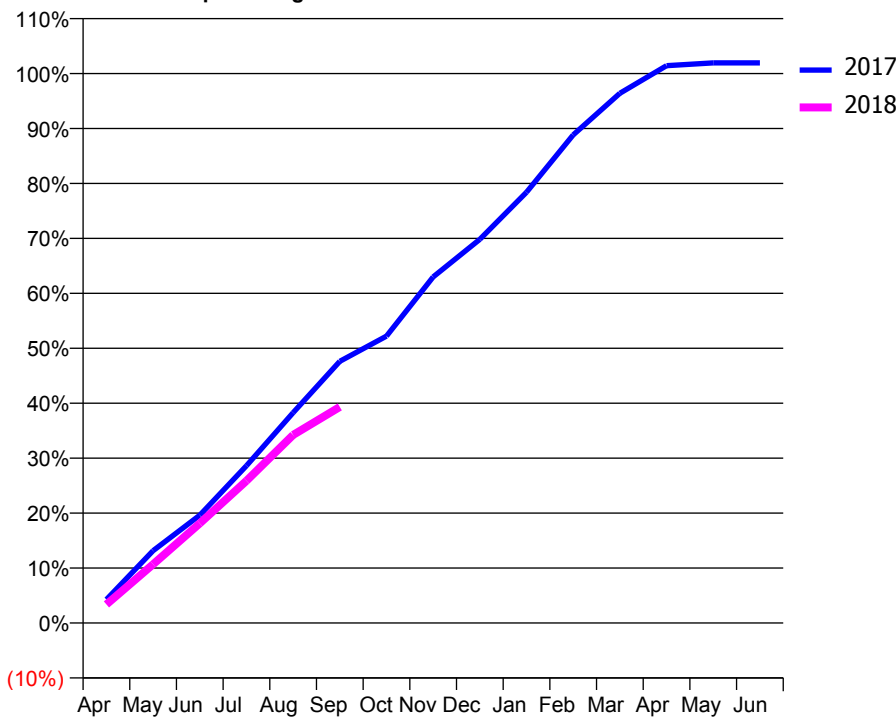
ACCESS*

Patients seen in 24 months	Total	Change since previous quarter
Quarter ending September 2016	4,204	
Quarter ending December 2016	4,312	↑
Quarter ending March 2017	4,325	→
Quarter ending June 2017	4,362	→
Quarter ending September 2017	4,337	→
Variance since September 2016	3.2%	↑



ACTIVITY

Cumulative percentage of contracted UDA delivered 2017 & 2018



Month	Adjusted Scheduled Activity (UDA)	
	2017	2018
April	642	508
May	1,973	1,603
June	2,943	2,721
July	4,295	3,880
August	5,741	5,135
September	7,142	5,898
October	7,831	
November	9,448	
December	10,473	
January	11,760	
February	13,324	
March	14,460	
April	15,214	
May	15,289	
June	15,289	

QUALITY

	Quantity	Base Number	Contract	AT	Region	England
% of FP17s for the same patient ID Re-attending within 3 months - Children	14	454	3.1%	10.7%	12.8%	11.9%
% of FP17s for the same patient ID Re-attending within 3 months - Adults	195	1,811	10.8%	14.4%	16.5%	15.9%
% of FP17s for the same patient ID Re-attending between 3 & 9 months - Children	198	454	43.6%	57.8%	59.7%	58.1%
% of FP17s for the same patient ID Re-attending between 3 & 9 months - Adults	865	1,811	47.8%	52.8%	53.0%	50.6%
% of FP17s for Band 1 Urgent Courses	181	1,978	9.2%	8.2%	9.2%	9.1%
% of FP17s Relating to Free Repair or Replacements	19	1,978	1.0%	1.2%	1.0%	0.8%
% of FP17s Relating to Continuations	25	1,978	1.3%	1.4%	1.2%	1.1%
% of Patients satisfied with the dentistry they have received	9	12	75.0%	91.8%	91.6%	91.4%
% of Patients satisfied with the time they had to wait for an appointment	10	12	83.3%	88.1%	88.1%	87.7%

* This is based on patients treated on this contract for their most recent course of treatment. Figures in italics indicate the base number of FP17s or Patient Questionnaire responses are less than 100. N/A is shown where the base number of responses is less than 10 during the period. % is calculated as Quantity/Base number*100

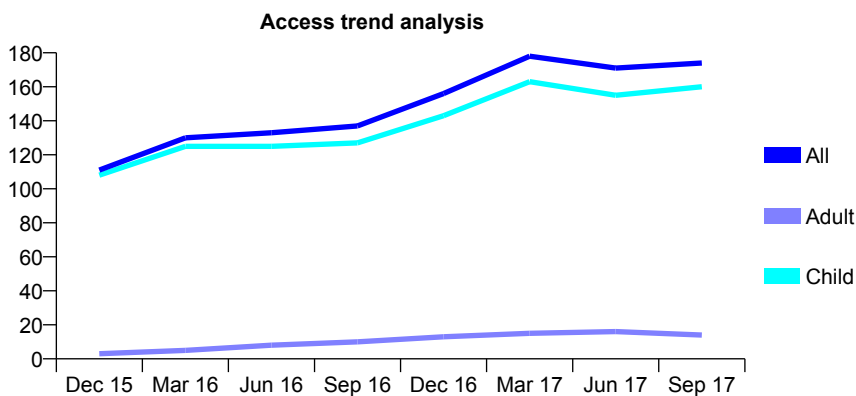
Q49 - Vital Signs At a Glance Contract Report for 701181/0001 - September 2017

Name or company name	MR KN MIRZA
Contract type name	GDS Contract
Purpose of contract	General
Contract start date	01/06/2015
Contract end date	

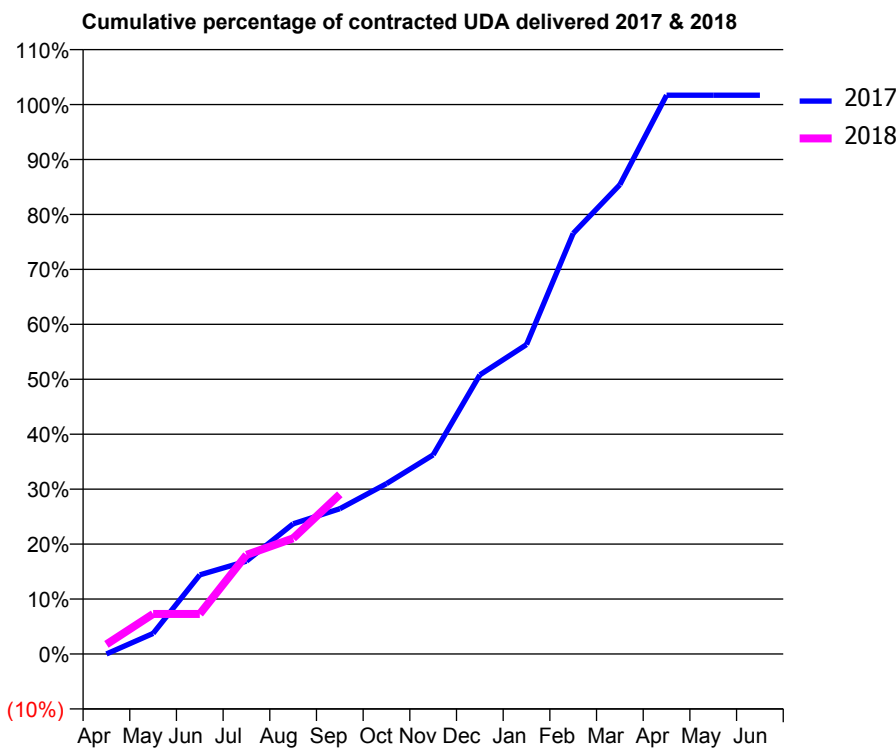
17/18 Contracted general activity (UDA)	400
Carry forward general activity (UDA)	-7
17/18 Contracted orthodontic activity (UOA)	0
Carry forward orthodontic activity (UOA)	0
Baseline contract value	£9,563.61

ACCESS*

Patients seen in 24 months	Total	Change since previous quarter
Quarter ending September 2016	137	
Quarter ending December 2016	156	↑
Quarter ending March 2017	178	↑
Quarter ending June 2017	171	↓
Quarter ending September 2017	174	→
Variance since September 2016	27.0%	↑



ACTIVITY



Month	Adjusted Scheduled Activity (UDA)	
	2017	2018
April	0	7
May	15	29
June	58	29
July	68	72
August	95	84
September	106	116
October	124	
November	145	
December	203	
January	225	
February	306	
March	342	
April	407	
May	407	
June	407	

QUALITY

	Quantity	Base Number	Contract	AT	Region	England
% of FP17s for the same patient ID Re-attending within 3 months - Children	5	94	5.3%	10.7%	12.8%	11.9%
% of FP17s for the same patient ID Re-attending within 3 months - Adults	0	3	0.0%	14.4%	16.5%	15.9%
% of FP17s for the same patient ID Re-attending between 3 & 9 months - Children	58	94	61.7%	57.8%	59.7%	58.1%
% of FP17s for the same patient ID Re-attending between 3 & 9 months - Adults	1	3	33.3%	52.8%	53.0%	50.6%
% of FP17s for Band 1 Urgent Courses	1	68	1.5%	8.2%	9.2%	9.1%
% of FP17s Relating to Free Repair or Replacements	0	68	0.0%	1.2%	1.0%	0.8%
% of FP17s Relating to Continuations	0	68	0.0%	1.4%	1.2%	1.1%
% of Patients satisfied with the dentistry they have received	0	0	N/A	91.8%	91.6%	91.4%
% of Patients satisfied with the time they had to wait for an appointment	0	0	N/A	88.1%	88.1%	87.7%

* This is based on patients treated on this contract for their most recent course of treatment. Figures in italics indicate the base number of FP17s or Patient Questionnaire responses are less than 100. N/A is shown where the base number of responses is less than 10 during the period. % is calculated as Quantity/Base number*100

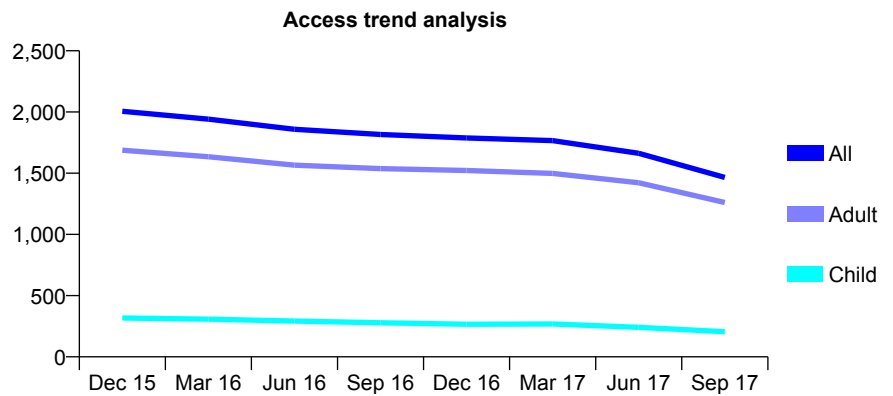
Q49 - Vital Signs At a Glance Contract Report for 716367/0001 - September 2017

Name or company name	MR FM CONCEICA SEQUEIRA
Contract type name	GDS Contract
Purpose of contract	General
Contract start date	01/04/2012
Contract end date	30/04/2017

17/18 Contracted general activity (UDA)	667
Carry forward general activity (UDA)	0
17/18 Contracted orthodontic activity (UOA)	0
Carry forward orthodontic activity (UOA)	0
Baseline contract value	£14,598.32

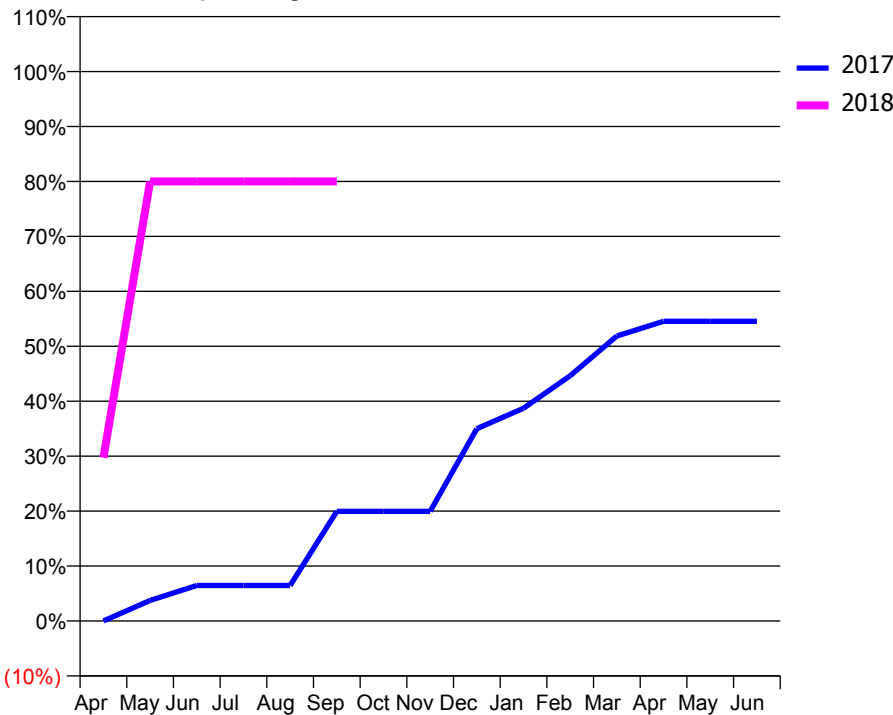
ACCESS*

Patients seen in 24 months	Total	Change since previous quarter
Quarter ending September 2016	1,816	
Quarter ending December 2016	1,788	↓
Quarter ending March 2017	1,766	↓
Quarter ending June 2017	1,663	↓
Quarter ending September 2017	1,466	↓
Variance since September 2016	(19.3%)	↓



ACTIVITY

Cumulative percentage of contracted UDA delivered 2017 & 2018



Month	Adjusted Scheduled Activity (UDA)	
	2017	2018
April	0	198
May	300	534
June	517	534
July	517	534
August	517	534
September	1,597	534
October	1,597	
November	1,597	
December	2,800	
January	3,097	
February	3,571	
March	4,149	
April	4,362	
May	4,362	
June	4,362	

QUALITY

	Quantity	Base Number	Contract	AT	Region	England
% of FP17s for the same patient ID Re-attending within 3 months - Children	5	49	10.2%	10.7%	12.8%	11.9%
% of FP17s for the same patient ID Re-attending within 3 months - Adults	41	239	17.2%	14.4%	16.5%	15.9%
% of FP17s for the same patient ID Re-attending between 3 & 9 months - Children	24	49	49.0%	57.8%	59.7%	58.1%
% of FP17s for the same patient ID Re-attending between 3 & 9 months - Adults	99	239	41.4%	52.8%	53.0%	50.6%
% of FP17s for Band 1 Urgent Courses	18	202	8.9%	8.2%	9.2%	9.1%
% of FP17s Relating to Free Repair or Replacements	1	202	0.5%	1.2%	1.0%	0.8%
% of FP17s Relating to Continuations	3	202	1.5%	1.4%	1.2%	1.1%
% of Patients satisfied with the dentistry they have received	2	3	N/A	91.8%	91.6%	91.4%
% of Patients satisfied with the time they had to wait for an appointment	1	3	N/A	88.1%	88.1%	87.7%

* This is based on patients treated on this contract for their most recent course of treatment. Figures in italics indicate the base number of FP17s or Patient Questionnaire responses are less than 100. N/A is shown where the base number of responses is less than 10 during the period. % is calculated as Quantity/Base number*100

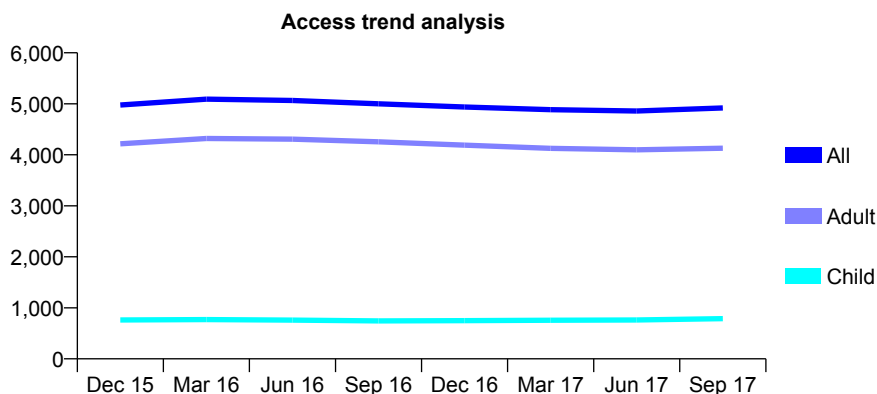
Q49 - Vital Signs At a Glance Contract Report for 724491/0002 - September 2017

Name or company name	MR NP COWELL
Contract type name	GDS Contract
Purpose of contract	General
Contract start date	01/04/2006
Contract end date	

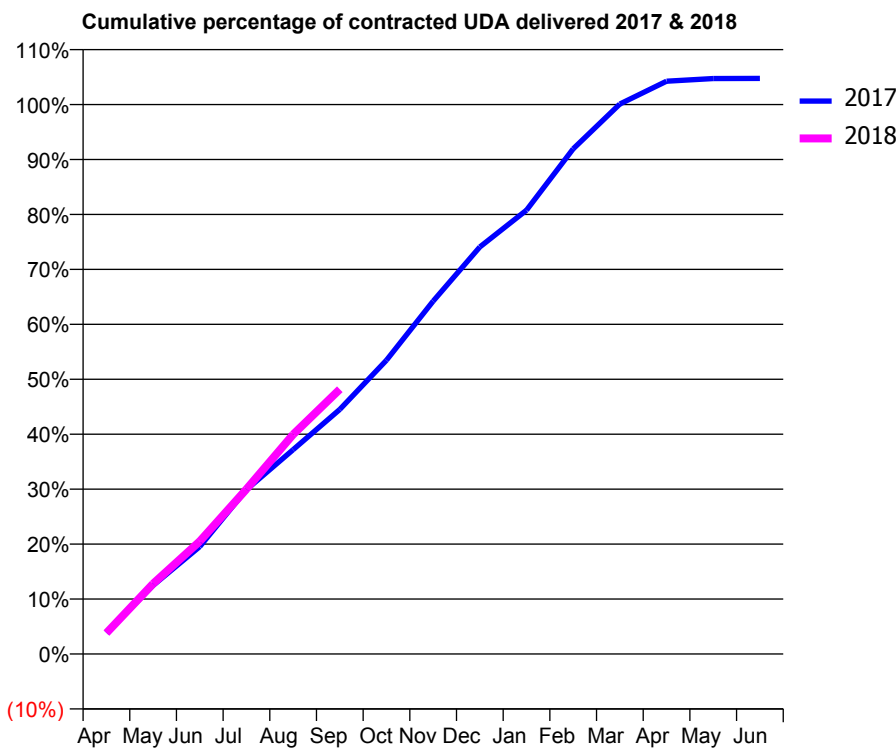
17/18 Contracted general activity (UDA)	15,203
Carry forward general activity (UDA)	0
17/18 Contracted orthodontic activity (UOA)	0
Carry forward orthodontic activity (UOA)	0
Baseline contract value	£363,487.32

ACCESS*

Patients seen in 24 months	Total	Change since previous quarter
Quarter ending September 2016	5,001	
Quarter ending December 2016	4,938	↓
Quarter ending March 2017	4,885	↓
Quarter ending June 2017	4,860	→
Quarter ending September 2017	4,918	→
Variance since September 2016	(1.7%)	↓



ACTIVITY



Month	Adjusted Scheduled Activity (UDA)	
	2017	2018
April	585	580
May	1,897	1,945
June	2,972	3,121
July	4,546	4,564
August	5,652	6,075
September	6,767	7,324
October	8,130	
November	9,764	
December	11,261	
January	12,279	
February	13,976	
March	15,217	
April	15,848	
May	15,920	
June	15,924	

QUALITY

	Quantity	Base Number	Contract	AT	Region	England
% of FP17s for the same patient ID Re-attending within 3 months - Children	49	540	9.1%	10.7%	12.8%	11.9%
% of FP17s for the same patient ID Re-attending within 3 months - Adults	590	2,694	21.9%	14.4%	16.5%	15.9%
% of FP17s for the same patient ID Re-attending between 3 & 9 months - Children	169	540	31.3%	57.8%	59.7%	58.1%
% of FP17s for the same patient ID Re-attending between 3 & 9 months - Adults	986	2,694	36.6%	52.8%	53.0%	50.6%
% of FP17s for Band 1 Urgent Courses	408	2,951	13.8%	8.2%	9.2%	9.1%
% of FP17s Relating to Free Repair or Replacements	153	2,951	5.2%	1.2%	1.0%	0.8%
% of FP17s Relating to Continuations	102	2,951	3.5%	1.4%	1.2%	1.1%
% of Patients satisfied with the dentistry they have received	11	11	100.0%	91.8%	91.6%	91.4%
% of Patients satisfied with the time they had to wait for an appointment	11	11	100.0%	88.1%	88.1%	87.7%

* This is based on patients treated on this contract for their most recent course of treatment. Figures in italics indicate the base number of FP17s or Patient Questionnaire responses are less than 100. N/A is shown where the base number of responses is less than 10 during the period. % is calculated as Quantity/Base number*100

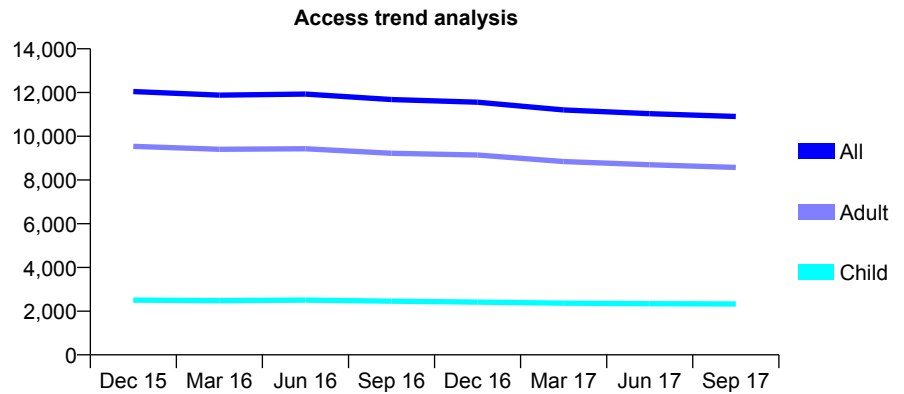
Q49 - Vital Signs At a Glance Contract Report for 724491/0003 - September 2017

Name or company name	Cavendish Dental Practice
Contract type name	GDS Contract
Purpose of contract	General
Contract start date	01/04/2006
Contract end date	

17/18 Contracted general activity (UDA)	33,996
Carry forward general activity (UDA)	0
17/18 Contracted orthodontic activity (UOA)	0
Carry forward orthodontic activity (UOA)	0
Baseline contract value	£825,235.77

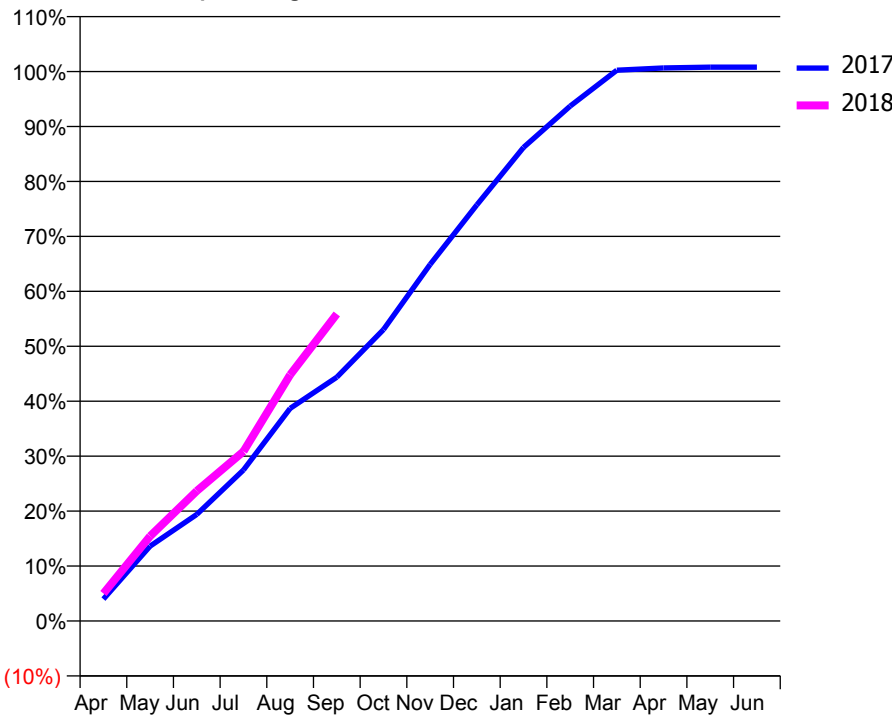
ACCESS*

Patients seen in 24 months	Total	Change since previous quarter
Quarter ending September 2016	11,676	
Quarter ending December 2016	11,557	↓
Quarter ending March 2017	11,205	↓
Quarter ending June 2017	11,033	↓
Quarter ending September 2017	10,903	↓
Variance since September 2016	(6.6%)	↓



ACTIVITY

Cumulative percentage of contracted UDA delivered 2017 & 2018



QUALITY

	Quantity	Base Number	Contract	AT	Region	England
% of FP17s for the same patient ID Re-attending within 3 months - Children	156	1,894	8.2%	10.7%	12.8%	11.9%
% of FP17s for the same patient ID Re-attending within 3 months - Adults	878	6,079	14.4%	14.4%	16.5%	15.9%
% of FP17s for the same patient ID Re-attending between 3 & 9 months - Children	952	1,894	50.3%	57.8%	59.7%	58.1%
% of FP17s for the same patient ID Re-attending between 3 & 9 months - Adults	2,830	6,079	46.6%	52.8%	53.0%	50.6%
% of FP17s for Band 1 Urgent Courses	442	7,908	5.6%	8.2%	9.2%	9.1%
% of FP17s Relating to Free Repair or Replacements	132	7,908	1.7%	1.2%	1.0%	0.8%
% of FP17s Relating to Continuations	49	7,908	0.6%	1.4%	1.2%	1.1%
% of Patients satisfied with the dentistry they have received	14	15	93.3%	91.8%	91.6%	91.4%
% of Patients satisfied with the time they had to wait for an appointment	14	15	93.3%	88.1%	88.1%	87.7%

* This is based on patients treated on this contract for their most recent course of treatment. Figures in italics indicate the base number of FP17s or Patient Questionnaire responses are less than 100. N/A is shown where the base number of responses is less than 10 during the period. % is calculated as Quantity/Base number*100

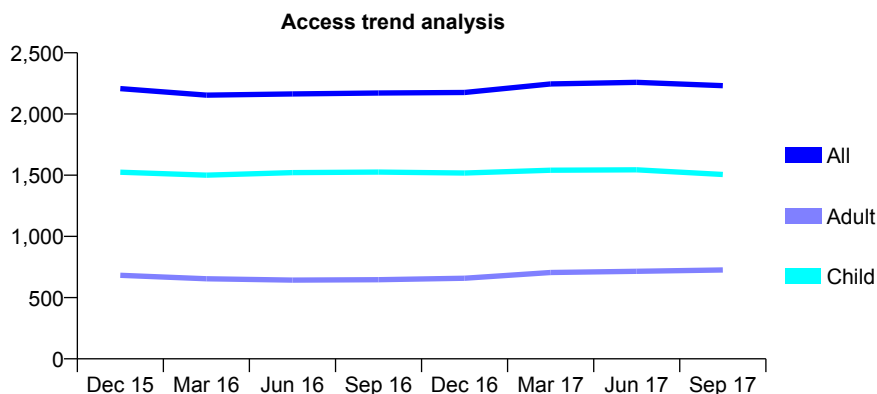
Q49 - Vital Signs At a Glance Contract Report for 729086/0001 - September 2017

Name or company name	Fir Tree Dental Practice
Contract type name	GDS Contract
Purpose of contract	General and Orthodontic
Contract start date	01/04/2006
Contract end date	

17/18 Contracted general activity (UDA)	6,118
Carry forward general activity (UDA)	-110
17/18 Contracted orthodontic activity (UOA)	0
Carry forward orthodontic activity (UOA)	0
Baseline contract value	£148,028.88

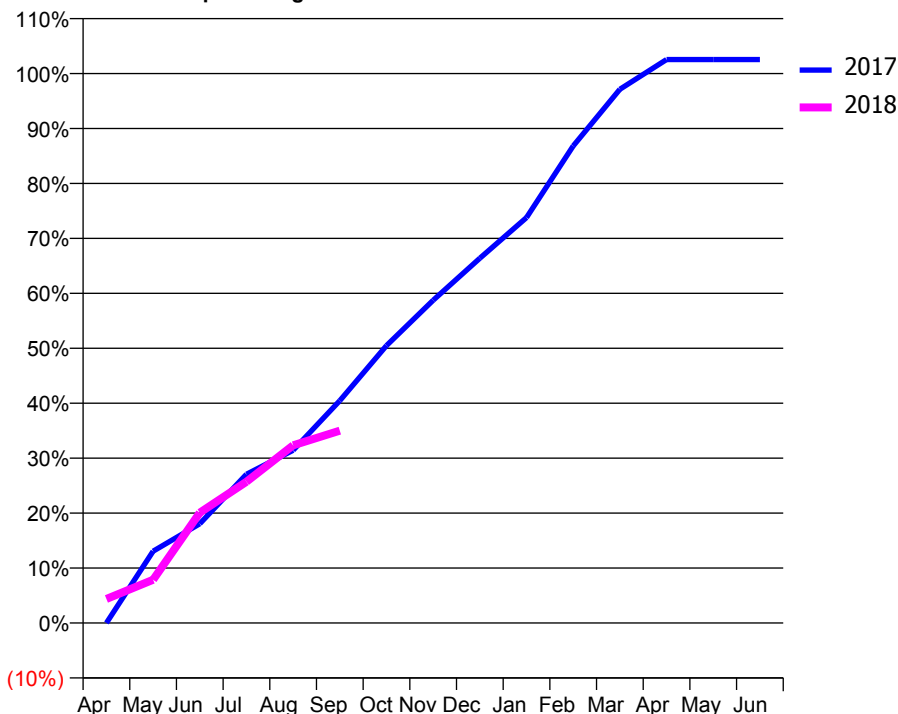
ACCESS*

Patients seen in 24 months	Total	Change since previous quarter
Quarter ending September 2016	2,172	
Quarter ending December 2016	2,176	→
Quarter ending March 2017	2,246	↑
Quarter ending June 2017	2,259	→
Quarter ending September 2017	2,232	↓
Variance since September 2016	2.8%	↑



ACTIVITY

Cumulative percentage of contracted UDA delivered 2017 & 2018



Month	Adjusted Scheduled Activity (UDA)	
	2017	2018
April	0	269
May	721	482
June	996	1,228
July	1,494	1,572
August	1,735	1,979
September	2,233	2,141
October	2,785	
November	3,241	
December	3,663	
January	4,071	
February	4,791	
March	5,359	
April	5,658	
May	5,658	
June	5,659	

QUALITY

	Quantity	Base Number	Contract	AT	Region	England
% of FP17s for the same patient ID Re-attending within 3 months - Children	123	1,143	10.8%	10.7%	12.8%	11.9%
% of FP17s for the same patient ID Re-attending within 3 months - Adults	66	375	17.6%	14.4%	16.5%	15.9%
% of FP17s for the same patient ID Re-attending between 3 & 9 months - Children	827	1,143	72.4%	57.8%	59.7%	58.1%
% of FP17s for the same patient ID Re-attending between 3 & 9 months - Adults	205	375	54.7%	52.8%	53.0%	50.6%
% of FP17s for Band 1 Urgent Courses	87	1,336	6.5%	8.2%	9.2%	9.1%
% of FP17s Relating to Free Repair or Replacements	0	1,336	0.0%	1.2%	1.0%	0.8%
% of FP17s Relating to Continuations	3	1,336	0.2%	1.4%	1.2%	1.1%
% of Patients satisfied with the dentistry they have received	3	3	N/A	91.8%	91.6%	91.4%
% of Patients satisfied with the time they had to wait for an appointment	3	3	N/A	88.1%	88.1%	87.7%

* This is based on patients treated on this contract for their most recent course of treatment. Figures in italics indicate the base number of FP17s or Patient Questionnaire responses are less than 100. N/A is shown where the base number of responses is less than 10 during the period. % is calculated as Quantity/Base number*100

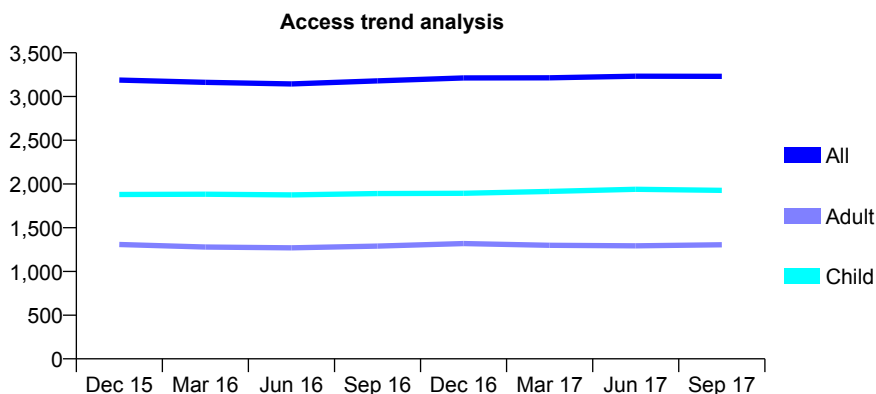
Q49 - Vital Signs At a Glance Contract Report for 729566/0001 - September 2017

Name or company name	MR IF DAVIDSON
Contract type name	GDS Contract
Purpose of contract	General and Orthodontic
Contract start date	01/04/2006
Contract end date	

17/18 Contracted general activity (UDA)	8,708
Carry forward general activity (UDA)	0
17/18 Contracted orthodontic activity (UOA)	539
Carry forward orthodontic activity (UOA)	0
Baseline contract value	£249,723.70

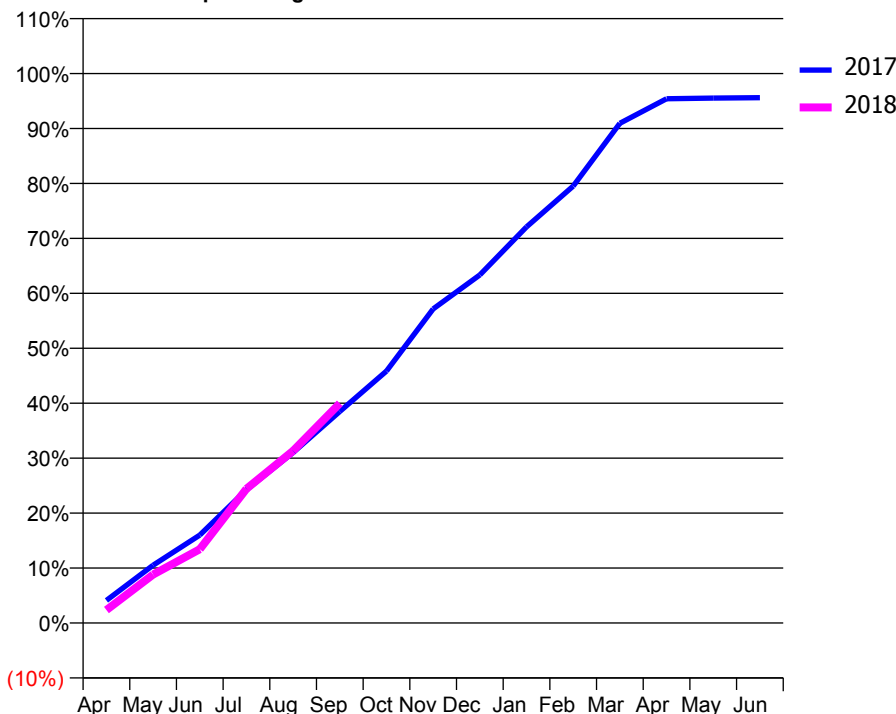
ACCESS*

Patients seen in 24 months	Total	Change since previous quarter
Quarter ending September 2016	3,179	
Quarter ending December 2016	3,213	→
Quarter ending March 2017	3,214	→
Quarter ending June 2017	3,232	→
Quarter ending September 2017	3,231	→
Variance since September 2016	1.6%	→



ACTIVITY

Cumulative percentage of contracted UDA delivered 2017 & 2018



Adjusted Scheduled Activity (UDA)		
Month	2017	2018
April	358	205
May	916	768
June	1,395	1,170
July	2,112	2,126
August	2,703	2,730
September	3,352	3,481
October	3,993	
November	4,978	
December	5,517	
January	6,276	
February	6,924	
March	7,919	
April	8,307	
May	8,319	
June	8,325	

QUALITY

	Quantity	Base Number	Contract	AT	Region	England
% of FP17s for the same patient ID Re-attending within 3 months - Children	153	1,518	10.1%	10.7%	12.8%	11.9%
% of FP17s for the same patient ID Re-attending within 3 months - Adults	92	767	12.0%	14.4%	16.5%	15.9%
% of FP17s for the same patient ID Re-attending between 3 & 9 months - Children	977	1,518	64.4%	57.8%	59.7%	58.1%
% of FP17s for the same patient ID Re-attending between 3 & 9 months - Adults	434	767	56.6%	52.8%	53.0%	50.6%
% of FP17s for Band 1 Urgent Courses	88	2,058	4.3%	8.2%	9.2%	9.1%
% of FP17s Relating to Free Repair or Replacements	0	2,058	0.0%	1.2%	1.0%	0.8%
% of FP17s Relating to Continuations	0	2,058	0.0%	1.4%	1.2%	1.1%
% of Patients satisfied with the dentistry they have received	1	1	N/A	91.8%	91.6%	91.4%
% of Patients satisfied with the time they had to wait for an appointment	1	1	N/A	88.1%	88.1%	87.7%

* This is based on patients treated on this contract for their most recent course of treatment. Figures in italics indicate the base number of FP17s or Patient Questionnaire responses are less than 100. N/A is shown where the base number of responses is less than 10 during the period. % is calculated as Quantity/Base number*100

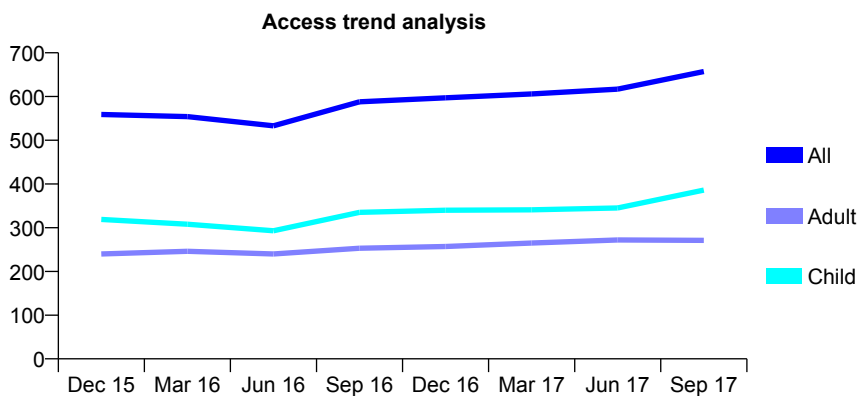
Q49 - Vital Signs At a Glance Contract Report for 730661/0001 - September 2017

Name or company name	MR PH COULTHARD
Contract type name	GDS Contract
Purpose of contract	General
Contract start date	01/04/2006
Contract end date	

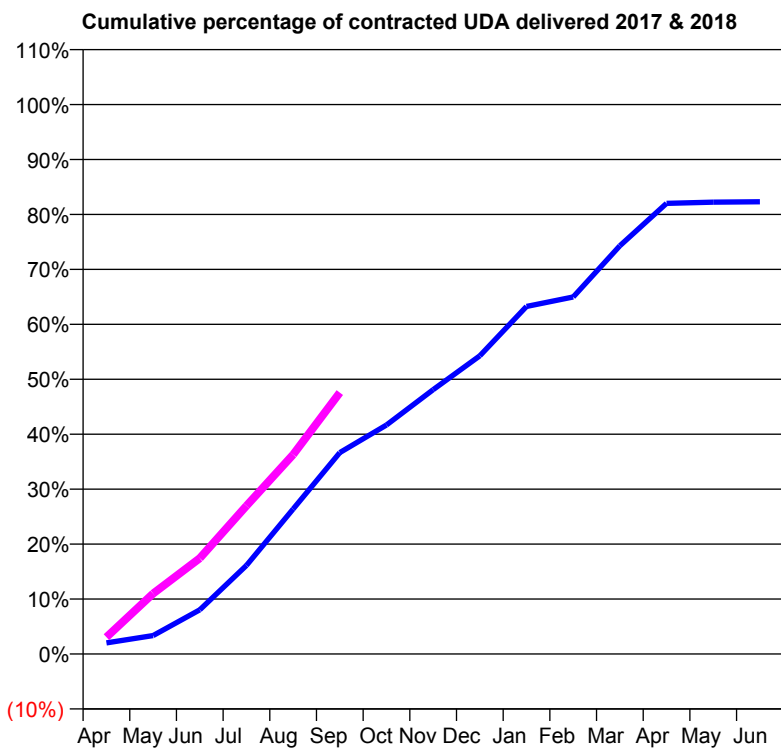
17/18 Contracted general activity (UDA)	1,280
Carry forward general activity (UDA)	0
17/18 Contracted orthodontic activity (UOA)	0
Carry forward orthodontic activity (UOA)	0
Baseline contract value	£30,730.32

ACCESS*

Patients seen in 24 months	Total	Change since previous quarter
Quarter ending September 2016	588	
Quarter ending December 2016	597	→
Quarter ending March 2017	606	→
Quarter ending June 2017	617	→
Quarter ending September 2017	657	↑
Variance since September 2016	11.7%	↑



ACTIVITY



Month	Adjusted Scheduled Activity (UDA)	
	2017	2018
April	26	39
May	43	141
June	103	223
July	206	345
August	338	465
September	469	609
October	534	
November	616	
December	695	
January	810	
February	832	
March	951	
April	1,050	
May	1,053	
June	1,054	

QUALITY

	Quantity	Base Number	Contract	AT	Region	England
% of FP17s for the same patient ID Re-attending within 3 months - Children	17	332	5.1%	10.7%	12.8%	11.9%
% of FP17s for the same patient ID Re-attending within 3 months - Adults	14	186	7.5%	14.4%	16.5%	15.9%
% of FP17s for the same patient ID Re-attending between 3 & 9 months - Children	188	332	56.6%	57.8%	59.7%	58.1%
% of FP17s for the same patient ID Re-attending between 3 & 9 months - Adults	96	186	51.6%	52.8%	53.0%	50.6%
% of FP17s for Band 1 Urgent Courses	15	451	3.3%	8.2%	9.2%	9.1%
% of FP17s Relating to Free Repair or Replacements	0	451	0.0%	1.2%	1.0%	0.8%
% of FP17s Relating to Continuations	0	451	0.0%	1.4%	1.2%	1.1%
% of Patients satisfied with the dentistry they have received	0	1	N/A	91.8%	91.6%	91.4%
% of Patients satisfied with the time they had to wait for an appointment	1	1	N/A	88.1%	88.1%	87.7%

* This is based on patients treated on this contract for their most recent course of treatment. Figures in italics indicate the base number of FP17s or Patient Questionnaire responses are less than 100. N/A is shown where the base number of responses is less than 10 during the period. % is calculated as Quantity/Base number*100

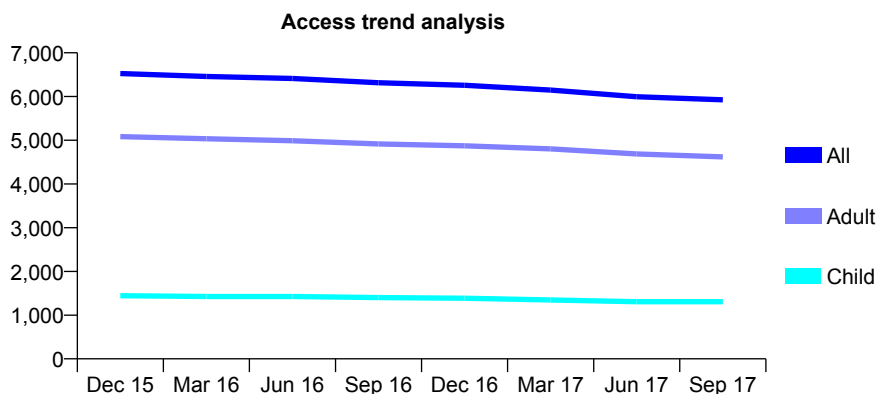
Q49 - Vital Signs At a Glance Contract Report for 730696/0001 - September 2017

Name or company name	Pearsons Dental Practice Partnership
Contract type name	GDS Contract
Purpose of contract	General and Orthodontic
Contract start date	01/04/2006
Contract end date	

17/18 Contracted general activity (UDA)	18,500
Carry forward general activity (UDA)	-120
17/18 Contracted orthodontic activity (UOA)	205
Carry forward orthodontic activity (UOA)	0
Baseline contract value	£472,732.52

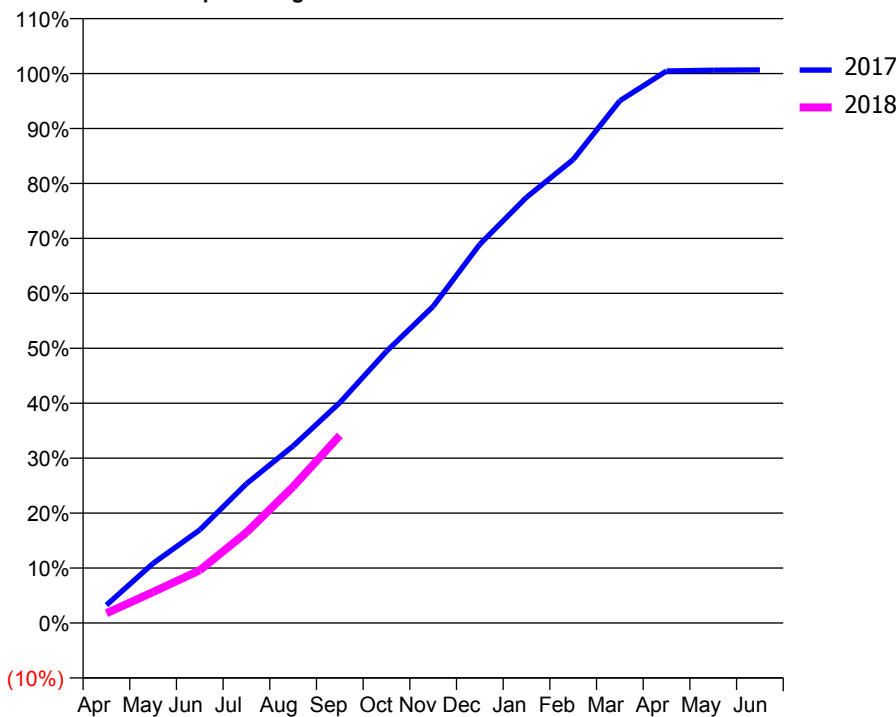
ACCESS*

Patients seen in 24 months	Total	Change since previous quarter
Quarter ending September 2016	6,315	
Quarter ending December 2016	6,257	→
Quarter ending March 2017	6,148	↓
Quarter ending June 2017	5,995	↓
Quarter ending September 2017	5,924	↓
Variance since September 2016	(6.2%)	↓



ACTIVITY

Cumulative percentage of contracted UDA delivered 2017 & 2018



Adjusted Scheduled Activity (UDA)

Month	2017	2018
April	604	328
May	2,009	1,043
June	3,138	1,774
July	4,687	3,050
August	5,960	4,590
September	7,419	6,315
October	9,146	
November	10,661	
December	12,752	
January	14,331	
February	15,604	
March	17,581	
April	18,585	
May	18,611	
June	18,620	

QUALITY

	Quantity	Base Number	Contract	AT	Region	England
% of FP17s for the same patient ID Re-attending within 3 months - Children	50	891	5.6%	10.7%	12.8%	11.9%
% of FP17s for the same patient ID Re-attending within 3 months - Adults	383	3,422	11.2%	14.4%	16.5%	15.9%
% of FP17s for the same patient ID Re-attending between 3 & 9 months - Children	646	891	72.5%	57.8%	59.7%	58.1%
% of FP17s for the same patient ID Re-attending between 3 & 9 months - Adults	2,621	3,422	76.6%	52.8%	53.0%	50.6%
% of FP17s for Band 1 Urgent Courses	115	3,731	3.1%	8.2%	9.2%	9.1%
% of FP17s Relating to Free Repair or Replacements	70	3,731	1.9%	1.2%	1.0%	0.8%
% of FP17s Relating to Continuations	58	3,731	1.6%	1.4%	1.2%	1.1%
% of Patients satisfied with the dentistry they have received	36	42	85.7%	91.8%	91.6%	91.4%
% of Patients satisfied with the time they had to wait for an appointment	40	42	95.2%	88.1%	88.1%	87.7%

* This is based on patients treated on this contract for their most recent course of treatment. Figures in italics indicate the base number of FP17s or Patient Questionnaire responses are less than 100. N/A is shown where the base number of responses is less than 10 during the period. % is calculated as Quantity/Base number*100

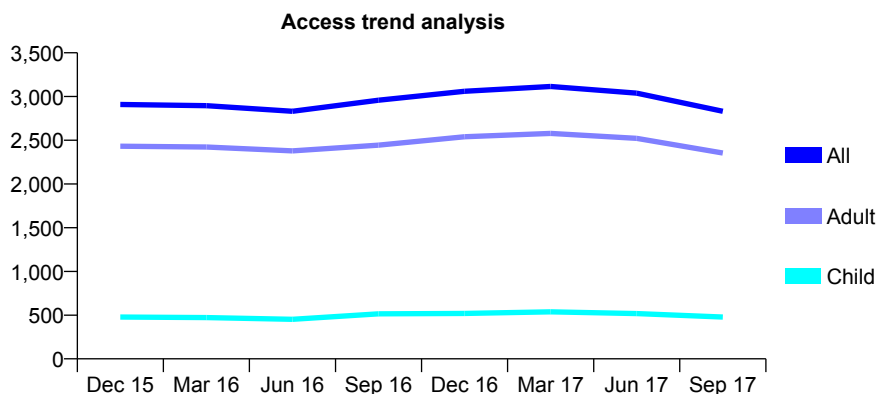
Q49 - Vital Signs At a Glance Contract Report for 736473/0001 - September 2017

Name or company name	Westmount Dental Surgery Jarrow
Contract type name	GDS Contract
Purpose of contract	General and Orthodontic
Contract start date	01/04/2006
Contract end date	

17/18 Contracted general activity (UDA)	10,929
Carry forward general activity (UDA)	-219
17/18 Contracted orthodontic activity (UOA)	0
Carry forward orthodontic activity (UOA)	0
Baseline contract value	£350,797.52

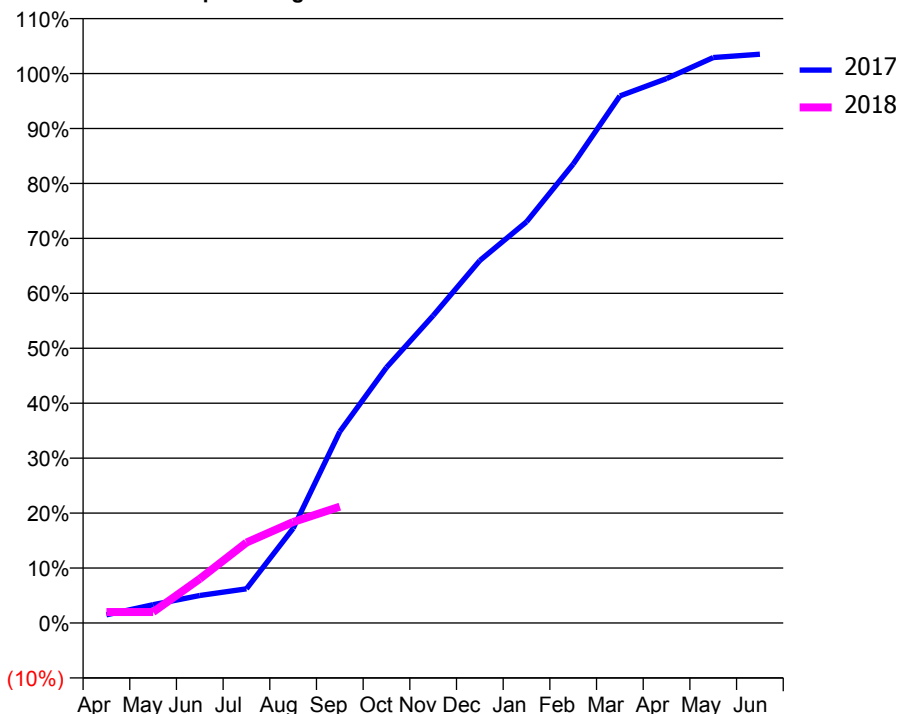
ACCESS*

Patients seen in 24 months	Total	Change since previous quarter
Quarter ending September 2016	2,958	
Quarter ending December 2016	3,060	↑
Quarter ending March 2017	3,115	→
Quarter ending June 2017	3,038	↓
Quarter ending September 2017	2,832	↓
Variance since September 2016	(4.3%)	↓



ACTIVITY

Cumulative percentage of contracted UDA delivered 2017 & 2018



Adjusted Scheduled Activity (UDA)

Month	2017	2018
April	164	219
May	363	219
June	547	878
July	681	1,600
August	1,881	2,009
September	3,807	2,314
October	5,082	
November	6,114	
December	7,209	
January	7,980	
February	9,128	
March	10,483	
April	10,828	
May	11,247	
June	11,312	

QUALITY

	Quantity	Base Number	Contract	AT	Region	England
% of FP17s for the same patient ID Re-attending within 3 months - Children	23	208	11.1%	10.7%	12.8%	11.9%
% of FP17s for the same patient ID Re-attending within 3 months - Adults	181	951	19.0%	14.4%	16.5%	15.9%
% of FP17s for the same patient ID Re-attending between 3 & 9 months - Children	64	208	30.8%	57.8%	59.7%	58.1%
% of FP17s for the same patient ID Re-attending between 3 & 9 months - Adults	306	951	32.2%	52.8%	53.0%	50.6%
% of FP17s for Band 1 Urgent Courses	173	917	18.9%	8.2%	9.2%	9.1%
% of FP17s Relating to Free Repair or Replacements	25	917	2.7%	1.2%	1.0%	0.8%
% of FP17s Relating to Continuations	7	917	0.8%	1.4%	1.2%	1.1%
% of Patients satisfied with the dentistry they have received	5	7	N/A	91.8%	91.6%	91.4%
% of Patients satisfied with the time they had to wait for an appointment	7	7	N/A	88.1%	88.1%	87.7%

* This is based on patients treated on this contract for their most recent course of treatment. Figures in italics indicate the base number of FP17s or Patient Questionnaire responses are less than 100. N/A is shown where the base number of responses is less than 10 during the period. % is calculated as Quantity/Base number*100

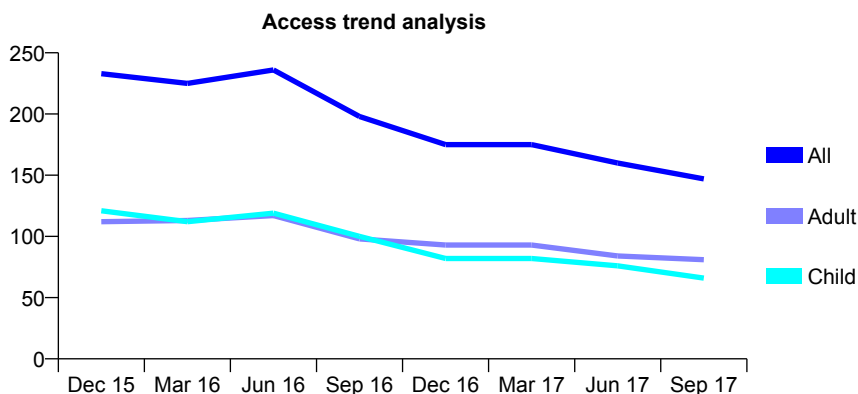
Q49 - Vital Signs At a Glance Contract Report for 737798/0001 - September 2017

Name or company name	MR AR GREENWOOD
Contract type name	GDS Contract
Purpose of contract	General
Contract start date	01/04/2006
Contract end date	

17/18 Contracted general activity (UDA)	400
Carry forward general activity (UDA)	0
17/18 Contracted orthodontic activity (UOA)	0
Carry forward orthodontic activity (UOA)	0
Baseline contract value	£10,009.56

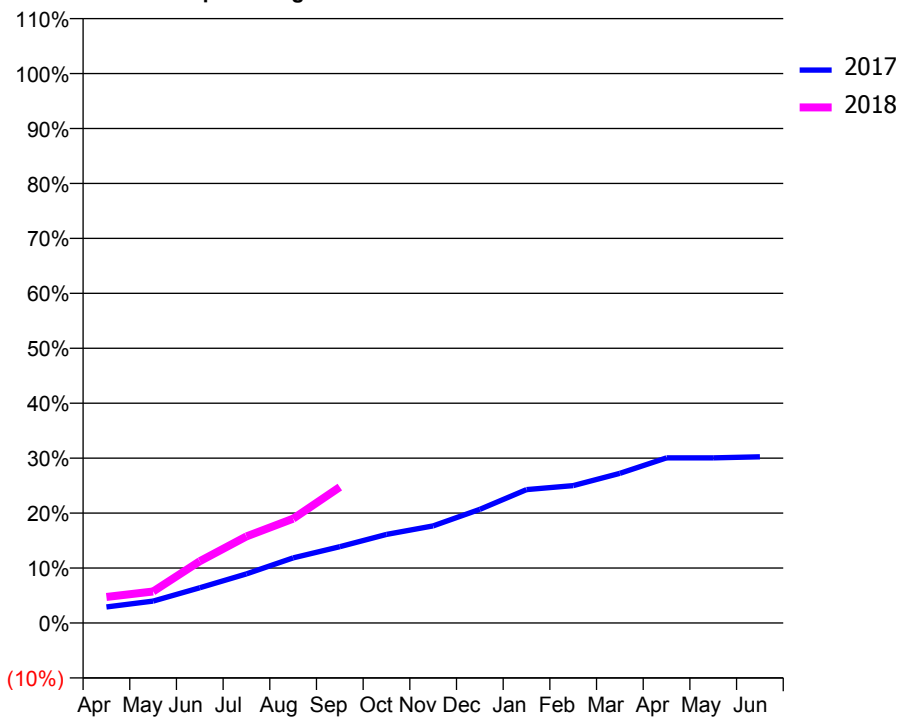
ACCESS*

Patients seen in 24 months	Total	Change since previous quarter
Quarter ending September 2016	198	
Quarter ending December 2016	175	↓
Quarter ending March 2017	175	→
Quarter ending June 2017	160	↓
Quarter ending September 2017	147	↓
Variance since September 2016	(25.8%)	↓



ACTIVITY

Cumulative percentage of contracted UDA delivered 2017 & 2018



Month	Adjusted Scheduled Activity (UDA)	
	2017	2018
April	30	19
May	41	23
June	66	45
July	92	63
August	122	76
September	143	99
October	166	
November	182	
December	213	
January	250	
February	258	
March	281	
April	310	
May	310	
June	312	

QUALITY

	Quantity	Base Number	Contract	AT	Region	England
% of FP17s for the same patient ID Re-attending within 3 months - Children	2	56	3.6%	10.7%	12.8%	11.9%
% of FP17s for the same patient ID Re-attending within 3 months - Adults	2	45	4.4%	14.4%	16.5%	15.9%
% of FP17s for the same patient ID Re-attending between 3 & 9 months - Children	38	56	67.9%	57.8%	59.7%	58.1%
% of FP17s for the same patient ID Re-attending between 3 & 9 months - Adults	21	45	46.7%	52.8%	53.0%	50.6%
% of FP17s for Band 1 Urgent Courses	0	73	0.0%	8.2%	9.2%	9.1%
% of FP17s Relating to Free Repair or Replacements	0	73	0.0%	1.2%	1.0%	0.8%
% of FP17s Relating to Continuations	0	73	0.0%	1.4%	1.2%	1.1%
% of Patients satisfied with the dentistry they have received	0	0	N/A	91.8%	91.6%	91.4%
% of Patients satisfied with the time they had to wait for an appointment	0	0	N/A	88.1%	88.1%	87.7%

* This is based on patients treated on this contract for their most recent course of treatment. Figures in italics indicate the base number of FP17s or Patient Questionnaire responses are less than 100. N/A is shown where the base number of responses is less than 10 during the period. % is calculated as Quantity/Base number*100

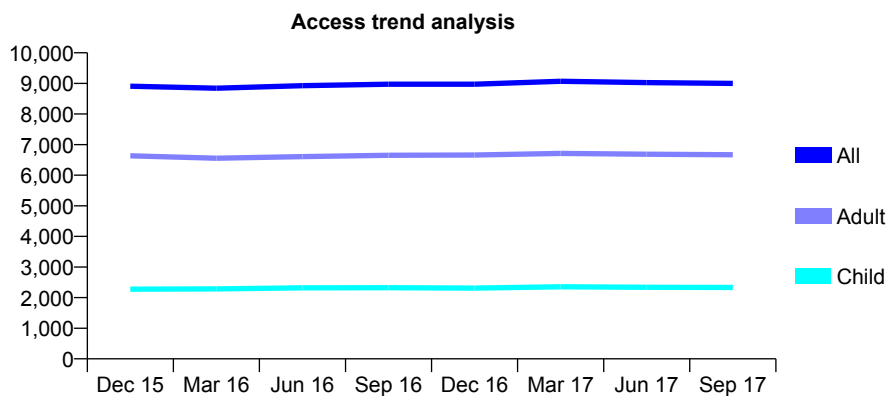
Q49 - Vital Signs At a Glance Contract Report for 737917/0001 - September 2017

Name or company name	MR DS SOMAL
Contract type name	GDS Contract
Purpose of contract	General
Contract start date	01/04/2006
Contract end date	

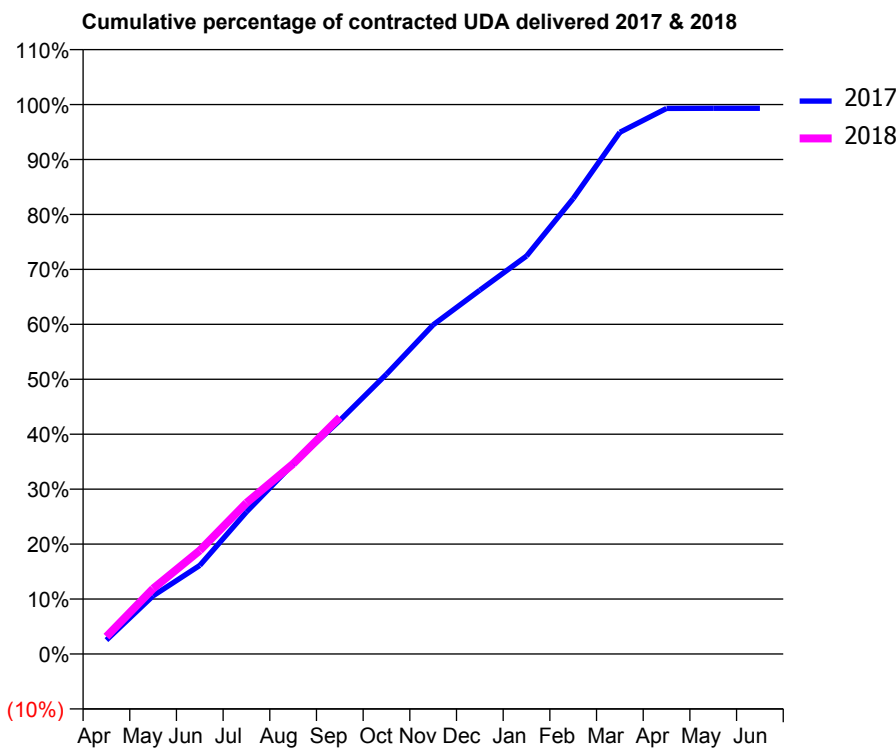
17/18 Contracted general activity (UDA)	19,383
Carry forward general activity (UDA)	135
17/18 Contracted orthodontic activity (UOA)	0
Carry forward orthodontic activity (UOA)	0
Baseline contract value	£591,192.01

ACCESS*

Patients seen in 24 months	Total	Change since previous quarter
Quarter ending September 2016	8,974	
Quarter ending December 2016	8,973	→
Quarter ending March 2017	9,068	→
Quarter ending June 2017	9,027	→
Quarter ending September 2017	9,002	→
Variance since September 2016	0.3%	→



ACTIVITY



Month	Adjusted Scheduled Activity (UDA)	
	2017	2018
April	489	615
May	2,054	2,307
June	3,125	3,651
July	5,013	5,332
August	6,703	6,709
September	8,241	8,348
October	9,872	
November	11,610	
December	12,834	
January	14,039	
February	16,067	
March	18,403	
April	19,245	
May	19,248	
June	19,248	

QUALITY

	Quantity	Base Number	Contract	AT	Region	England
% of FP17s for the same patient ID Re-attending within 3 months - Children	123	1,617	7.6%	10.7%	12.8%	11.9%
% of FP17s for the same patient ID Re-attending within 3 months - Adults	556	4,297	12.9%	14.4%	16.5%	15.9%
% of FP17s for the same patient ID Re-attending between 3 & 9 months - Children	920	1,617	56.9%	57.8%	59.7%	58.1%
% of FP17s for the same patient ID Re-attending between 3 & 9 months - Adults	1,888	4,297	43.9%	52.8%	53.0%	50.6%
% of FP17s for Band 1 Urgent Courses	599	5,079	11.8%	8.2%	9.2%	9.1%
% of FP17s Relating to Free Repair or Replacements	25	5,079	0.5%	1.2%	1.0%	0.8%
% of FP17s Relating to Continuations	16	5,079	0.3%	1.4%	1.2%	1.1%
% of Patients satisfied with the dentistry they have received	21	22	95.5%	91.8%	91.6%	91.4%
% of Patients satisfied with the time they had to wait for an appointment	21	22	95.5%	88.1%	88.1%	87.7%

* This is based on patients treated on this contract for their most recent course of treatment. Figures in italics indicate the base number of FP17s or Patient Questionnaire responses are less than 100. N/A is shown where the base number of responses is less than 10 during the period. % is calculated as Quantity/Base number*100

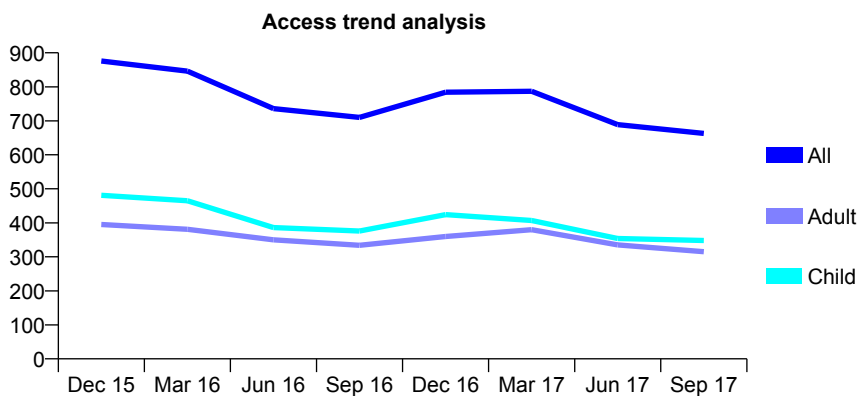
Q49 - Vital Signs At a Glance Contract Report for 740950/0001 - September 2017

Name or company name	MR PN JACKSON
Contract type name	GDS Contract
Purpose of contract	General
Contract start date	01/04/2006
Contract end date	

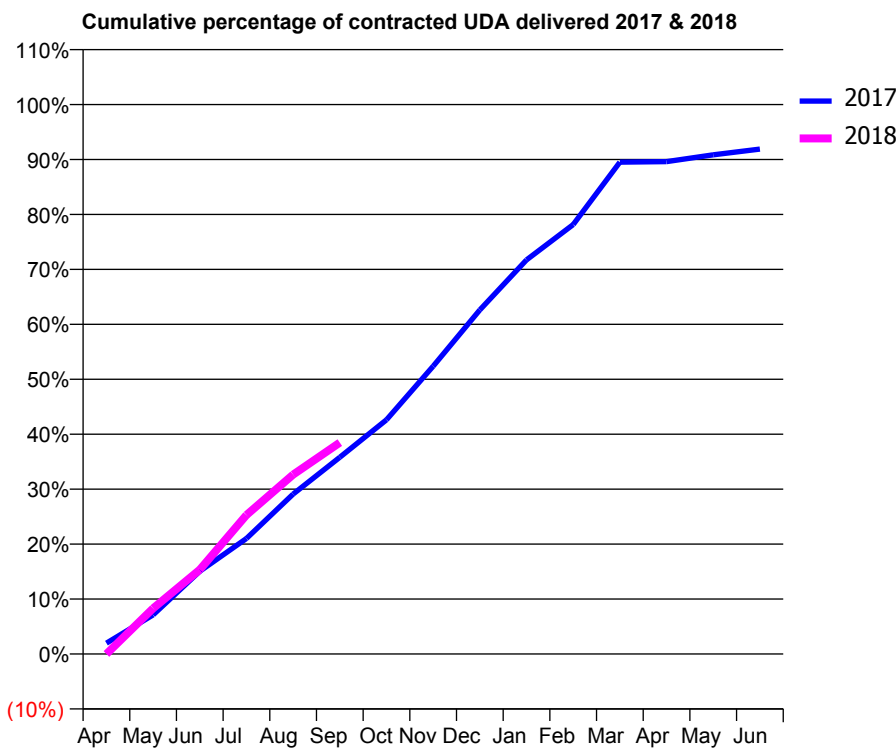
17/18 Contracted general activity (UDA)	1,932
Carry forward general activity (UDA)	0
17/18 Contracted orthodontic activity (UOA)	0
Carry forward orthodontic activity (UOA)	0
Baseline contract value	£48,462.93

ACCESS*

Patients seen in 24 months	Total	Change since previous quarter
Quarter ending September 2016	710	
Quarter ending December 2016	784	↑
Quarter ending March 2017	787	→
Quarter ending June 2017	689	↓
Quarter ending September 2017	663	↓
Variance since September 2016	(6.6%)	↓



ACTIVITY



Month	Adjusted Scheduled Activity (UDA)	
	2017	2018
April	38	0
May	138	160
June	291	296
July	406	489
August	562	631
September	692	743
October	823	
November	1,012	
December	1,210	
January	1,386	
February	1,510	
March	1,729	
April	1,731	
May	1,755	
June	1,775	

QUALITY

	Quantity	Base Number	Contract	AT	Region	England
% of FP17s for the same patient ID Re-attending within 3 months - Children	11	249	4.4%	10.7%	12.8%	11.9%
% of FP17s for the same patient ID Re-attending within 3 months - Adults	8	174	4.6%	14.4%	16.5%	15.9%
% of FP17s for the same patient ID Re-attending between 3 & 9 months - Children	96	249	38.6%	57.8%	59.7%	58.1%
% of FP17s for the same patient ID Re-attending between 3 & 9 months - Adults	56	174	32.2%	52.8%	53.0%	50.6%
% of FP17s for Band 1 Urgent Courses	16	411	3.9%	8.2%	9.2%	9.1%
% of FP17s Relating to Free Repair or Replacements	1	411	0.2%	1.2%	1.0%	0.8%
% of FP17s Relating to Continuations	0	411	0.0%	1.4%	1.2%	1.1%
% of Patients satisfied with the dentistry they have received	3	3	N/A	91.8%	91.6%	91.4%
% of Patients satisfied with the time they had to wait for an appointment	3	3	N/A	88.1%	88.1%	87.7%

* This is based on patients treated on this contract for their most recent course of treatment. Figures in italics indicate the base number of FP17s or Patient Questionnaire responses are less than 100. N/A is shown where the base number of responses is less than 10 during the period. % is calculated as Quantity/Base number*100

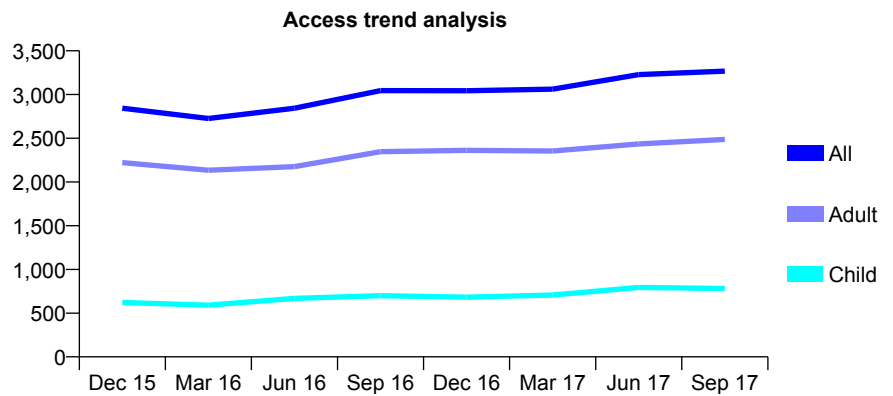
Q49 - Vital Signs At a Glance Contract Report for 740950/0002 - September 2017

Name or company name	MR PN JACKSON
Contract type name	GDS Contract
Purpose of contract	General
Contract start date	01/04/2006
Contract end date	

17/18 Contracted general activity (UDA)	13,302
Carry forward general activity (UDA)	0
17/18 Contracted orthodontic activity (UOA)	0
Carry forward orthodontic activity (UOA)	0
Baseline contract value	£315,196.16

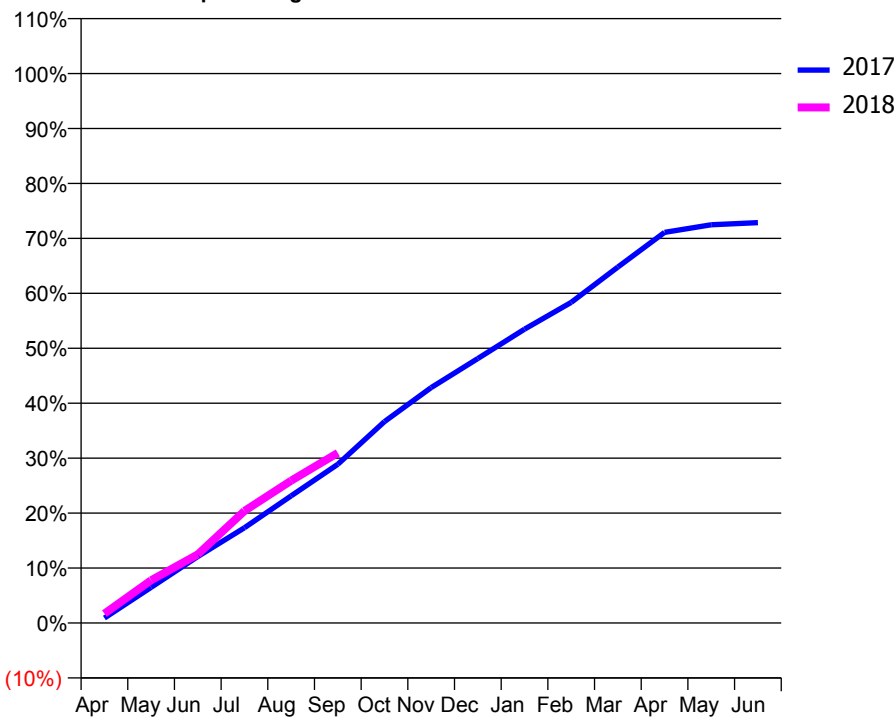
ACCESS*

Patients seen in 24 months	Total	Change since previous quarter
Quarter ending September 2016	3,045	
Quarter ending December 2016	3,043	→
Quarter ending March 2017	3,061	→
Quarter ending June 2017	3,228	↑
Quarter ending September 2017	3,268	→
Variance since September 2016	7.3%	↑



ACTIVITY

Cumulative percentage of contracted UDA delivered 2017 & 2018



Month	Adjusted Scheduled Activity (UDA)	
	2017	2018
April	122	229
May	863	1,034
June	1,608	1,662
July	2,306	2,712
August	3,079	3,445
September	3,844	4,116
October	4,875	
November	5,699	
December	6,402	
January	7,113	
February	7,760	
March	8,616	
April	9,455	
May	9,640	
June	9,691	

QUALITY

	Quantity	Base Number	Contract	AT	Region	England
% of FP17s for the same patient ID Re-attending within 3 months - Children	44	694	6.3%	10.7%	12.8%	11.9%
% of FP17s for the same patient ID Re-attending within 3 months - Adults	227	2,052	11.1%	14.4%	16.5%	15.9%
% of FP17s for the same patient ID Re-attending between 3 & 9 months - Children	298	694	42.9%	57.8%	59.7%	58.1%
% of FP17s for the same patient ID Re-attending between 3 & 9 months - Adults	1,203	2,052	58.6%	52.8%	53.0%	50.6%
% of FP17s for Band 1 Urgent Courses	148	2,247	6.6%	8.2%	9.2%	9.1%
% of FP17s Relating to Free Repair or Replacements	23	2,247	1.0%	1.2%	1.0%	0.8%
% of FP17s Relating to Continuations	7	2,247	0.3%	1.4%	1.2%	1.1%
% of Patients satisfied with the dentistry they have received	7	7	N/A	91.8%	91.6%	91.4%
% of Patients satisfied with the time they had to wait for an appointment	7	7	N/A	88.1%	88.1%	87.7%

* This is based on patients treated on this contract for their most recent course of treatment. Figures in italics indicate the base number of FP17s or Patient Questionnaire responses are less than 100. N/A is shown where the base number of responses is less than 10 during the period. % is calculated as Quantity/Base number*100

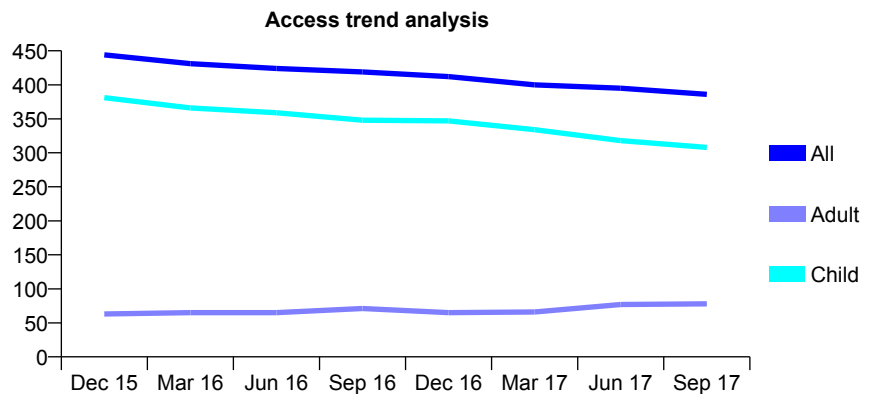
Q49 - Vital Signs At a Glance Contract Report for 745219/0001 - September 2017

Name or company name	MR BA M'CLOUGHLIN
Contract type name	GDS Contract
Purpose of contract	General
Contract start date	01/04/2006
Contract end date	

17/18 Contracted general activity (UDA)	1,500
Carry forward general activity (UDA)	0
17/18 Contracted orthodontic activity (UOA)	0
Carry forward orthodontic activity (UOA)	0
Baseline contract value	£35,862.42

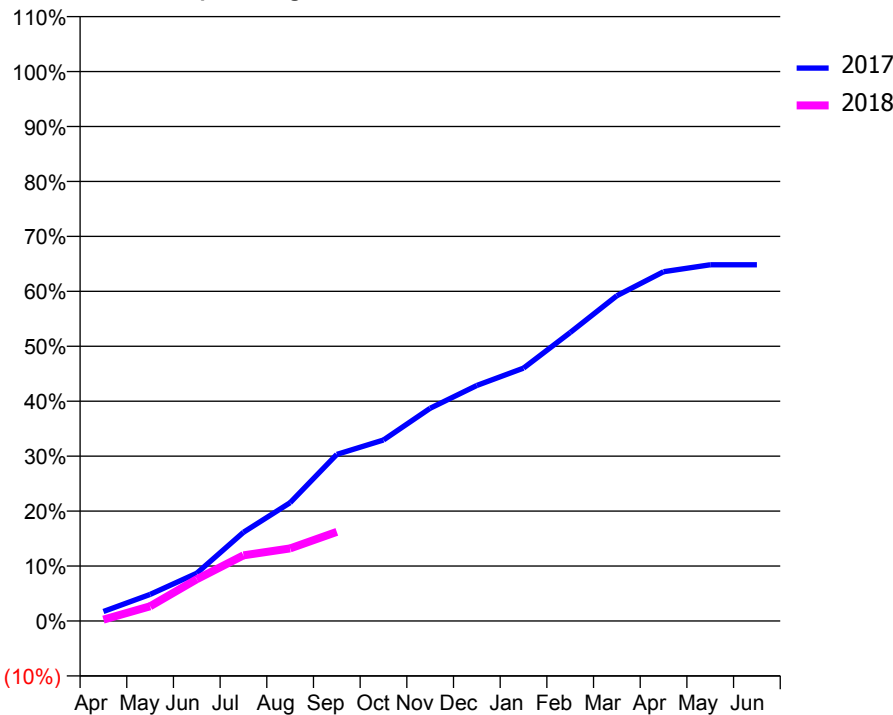
ACCESS*

Patients seen in 24 months	Total	Change since previous quarter
Quarter ending September 2016	419	
Quarter ending December 2016	412	↓
Quarter ending March 2017	400	↓
Quarter ending June 2017	395	↓
Quarter ending September 2017	386	↓
Variance since September 2016	(7.9%)	↓



ACTIVITY

Cumulative percentage of contracted UDA delivered 2017 & 2018



Month	Adjusted Scheduled Activity (UDA)	
	2017	2018
April	26	4
May	73	40
June	131	114
July	242	179
August	323	198
September	455	243
October	494	
November	581	
December	643	
January	690	
February	788	
March	888	
April	953	
May	972	
June	972	

QUALITY

	Quantity	Base Number	Contract	AT	Region	England
% of FP17s for the same patient ID Re-attending within 3 months - Children	44	254	17.3%	10.7%	12.8%	11.9%
% of FP17s for the same patient ID Re-attending within 3 months - Adults	0	0	N/A	14.4%	16.5%	15.9%
% of FP17s for the same patient ID Re-attending between 3 & 9 months - Children	187	254	73.6%	57.8%	59.7%	58.1%
% of FP17s for the same patient ID Re-attending between 3 & 9 months - Adults	0	0	N/A	52.8%	53.0%	50.6%
% of FP17s for Band 1 Urgent Courses	6	188	3.2%	8.2%	9.2%	9.1%
% of FP17s Relating to Free Repair or Replacements	0	188	0.0%	1.2%	1.0%	0.8%
% of FP17s Relating to Continuations	0	188	0.0%	1.4%	1.2%	1.1%
% of Patients satisfied with the dentistry they have received	0	0	N/A	91.8%	91.6%	91.4%
% of Patients satisfied with the time they had to wait for an appointment	0	0	N/A	88.1%	88.1%	87.7%

* This is based on patients treated on this contract for their most recent course of treatment. Figures in italics indicate the base number of FP17s or Patient Questionnaire responses are less than 100. N/A is shown where the base number of responses is less than 10 during the period. % is calculated as Quantity/Base number*100

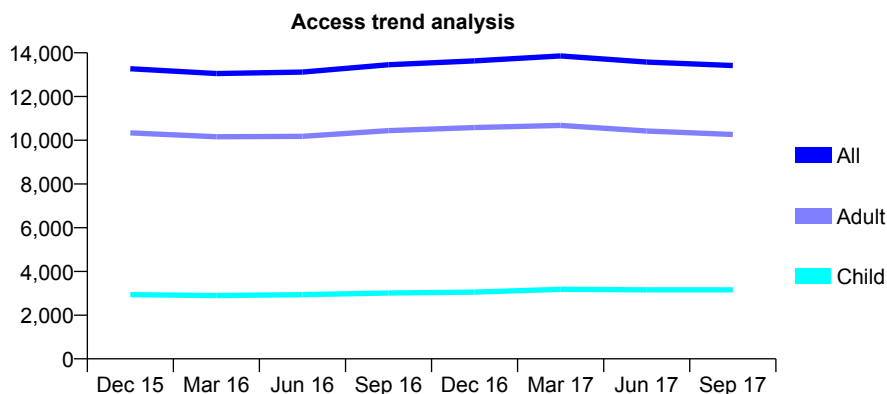
Q49 - Vital Signs At a Glance Contract Report for 746088/0001 - September 2017

Name or company name	MISS JM FORDE
Contract type name	GDS Contract
Purpose of contract	General
Contract start date	01/04/2006
Contract end date	

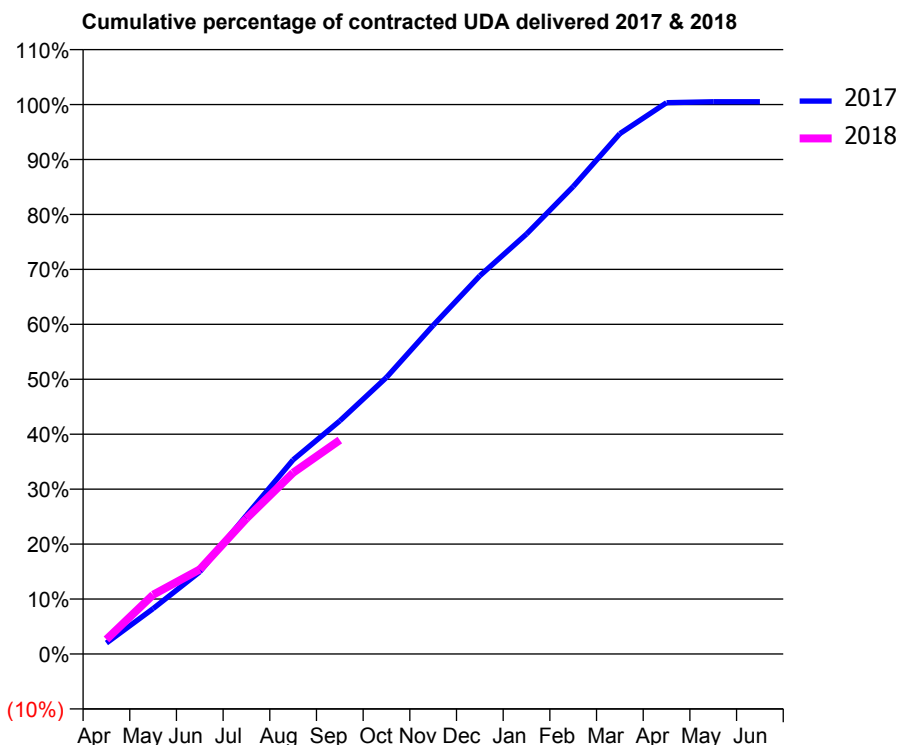
17/18 Contracted general activity (UDA)	37,842
Carry forward general activity (UDA)	0
17/18 Contracted orthodontic activity (UOA)	0
Carry forward orthodontic activity (UOA)	0
Baseline contract value	£926,255.61

ACCESS*

Patients seen in 24 months	Total	Change since previous quarter
Quarter ending September 2016	13,451	
Quarter ending December 2016	13,630	→
Quarter ending March 2017	13,859	→
Quarter ending June 2017	13,577	↓
Quarter ending September 2017	13,420	↓
Variance since September 2016	(0.2%)	→



ACTIVITY



Month	Adjusted Scheduled Activity (UDA)	
	2017	2018
April	757	1,008
May	3,122	4,078
June	5,662	5,831
July	9,556	9,334
August	13,372	12,482
September	16,061	14,730
October	19,047	
November	22,628	
December	26,047	
January	28,924	
February	32,192	
March	35,841	
April	37,966	
May	38,027	
June	38,027	

QUALITY

	Quantity	Base Number	Contract	AT	Region	England
% of FP17s for the same patient ID Re-attending within 3 months - Children	122	2,208	5.5%	10.7%	12.8%	11.9%
% of FP17s for the same patient ID Re-attending within 3 months - Adults	886	6,931	12.8%	14.4%	16.5%	15.9%
% of FP17s for the same patient ID Re-attending between 3 & 9 months - Children	1,286	2,208	58.2%	57.8%	59.7%	58.1%
% of FP17s for the same patient ID Re-attending between 3 & 9 months - Adults	4,006	6,931	57.8%	52.8%	53.0%	50.6%
% of FP17s for Band 1 Urgent Courses	378	8,135	4.6%	8.2%	9.2%	9.1%
% of FP17s Relating to Free Repair or Replacements	256	8,135	3.1%	1.2%	1.0%	0.8%
% of FP17s Relating to Continuations	165	8,135	2.0%	1.4%	1.2%	1.1%
% of Patients satisfied with the dentistry they have received	25	26	96.2%	91.8%	91.6%	91.4%
% of Patients satisfied with the time they had to wait for an appointment	24	26	92.3%	88.1%	88.1%	87.7%

* This is based on patients treated on this contract for their most recent course of treatment. Figures in italics indicate the base number of FP17s or Patient Questionnaire responses are less than 100. N/A is shown where the base number of responses is less than 10 during the period. % is calculated as Quantity/Base number*100

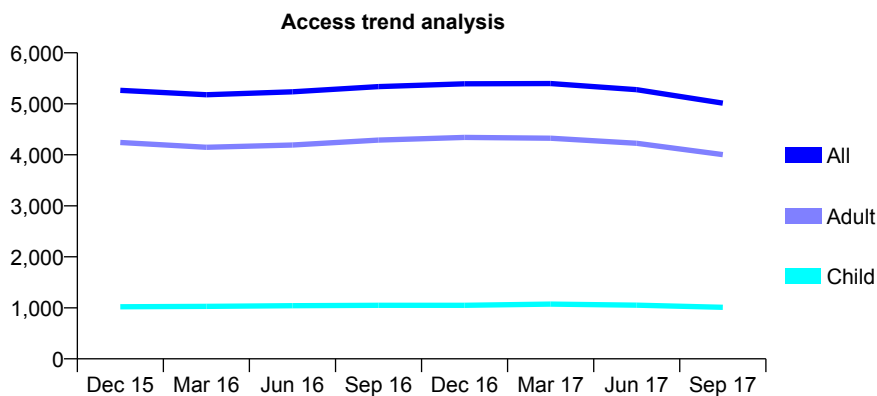
Q49 - Vital Signs At a Glance Contract Report for 746088/0002 - September 2017

Name or company name	MISS JM FORDE
Contract type name	GDS Contract
Purpose of contract	General
Contract start date	01/12/2006
Contract end date	

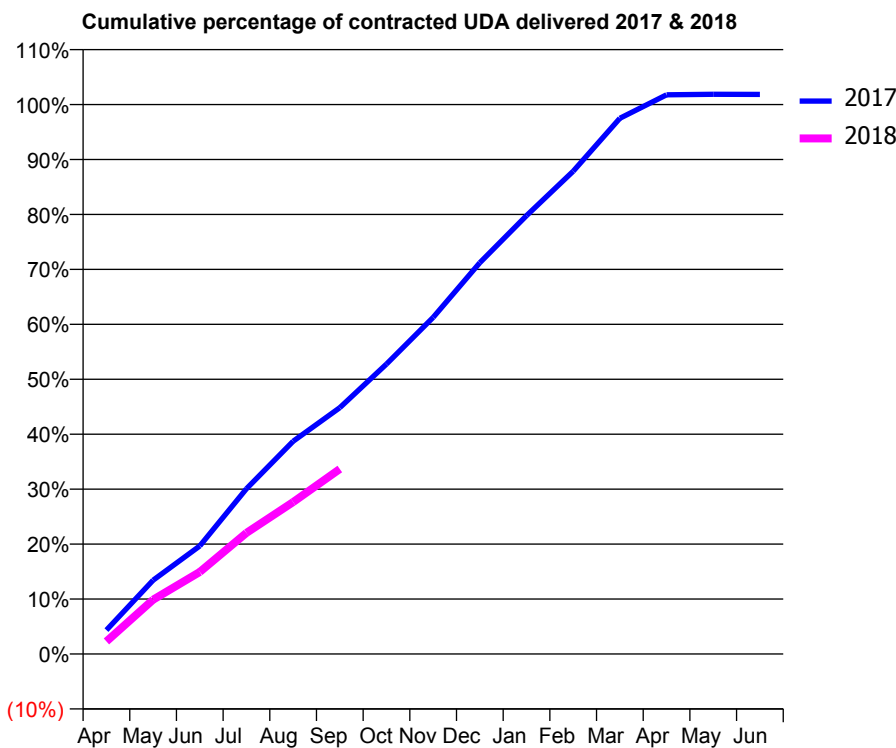
17/18 Contracted general activity (UDA)	14,000
Carry forward general activity (UDA)	0
17/18 Contracted orthodontic activity (UOA)	0
Carry forward orthodontic activity (UOA)	0
Baseline contract value	£334,794.37

ACCESS*

Patients seen in 24 months	Total	Change since previous quarter
Quarter ending September 2016	5,338	
Quarter ending December 2016	5,391	→
Quarter ending March 2017	5,398	→
Quarter ending June 2017	5,277	↓
Quarter ending September 2017	5,014	↓
Variance since September 2016	(6.1%)	↓



ACTIVITY



Month	Adjusted Scheduled Activity (UDA)	
	2017	2018
April	611	321
May	1,881	1,385
June	2,753	2,092
July	4,210	3,088
August	5,421	3,872
September	6,276	4,714
October	7,387	
November	8,577	
December	9,969	
January	11,169	
February	12,300	
March	13,650	
April	14,247	
May	14,259	
June	14,257	

QUALITY

	Quantity	Base Number	Contract	AT	Region	England
% of FP17s for the same patient ID Re-attending within 3 months - Children	48	625	7.7%	10.7%	12.8%	11.9%
% of FP17s for the same patient ID Re-attending within 3 months - Adults	360	2,248	16.0%	14.4%	16.5%	15.9%
% of FP17s for the same patient ID Re-attending between 3 & 9 months - Children	355	625	56.8%	57.8%	59.7%	58.1%
% of FP17s for the same patient ID Re-attending between 3 & 9 months - Adults	1,139	2,248	50.7%	52.8%	53.0%	50.6%
% of FP17s for Band 1 Urgent Courses	87	2,537	3.4%	8.2%	9.2%	9.1%
% of FP17s Relating to Free Repair or Replacements	90	2,537	3.5%	1.2%	1.0%	0.8%
% of FP17s Relating to Continuations	129	2,537	5.1%	1.4%	1.2%	1.1%
% of Patients satisfied with the dentistry they have received	11	11	100.0%	91.8%	91.6%	91.4%
% of Patients satisfied with the time they had to wait for an appointment	11	11	100.0%	88.1%	88.1%	87.7%

* This is based on patients treated on this contract for their most recent course of treatment. Figures in italics indicate the base number of FP17s or Patient Questionnaire responses are less than 100. N/A is shown where the base number of responses is less than 10 during the period. % is calculated as Quantity/Base number*100

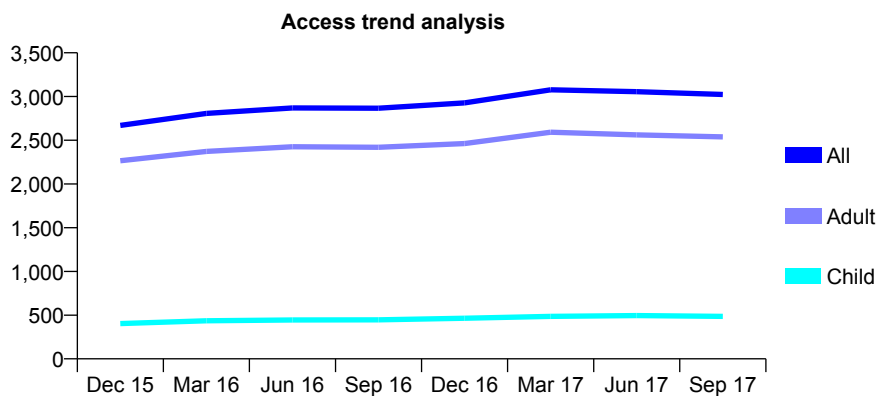
Q49 - Vital Signs At a Glance Contract Report for 746088/0003 - September 2017

Name or company name	MISS JM FORDE
Contract type name	GDS Contract
Purpose of contract	General
Contract start date	01/04/2008
Contract end date	

17/18 Contracted general activity (UDA)	8,000
Carry forward general activity (UDA)	0
17/18 Contracted orthodontic activity (UOA)	0
Carry forward orthodontic activity (UOA)	0
Baseline contract value	£229,797.91

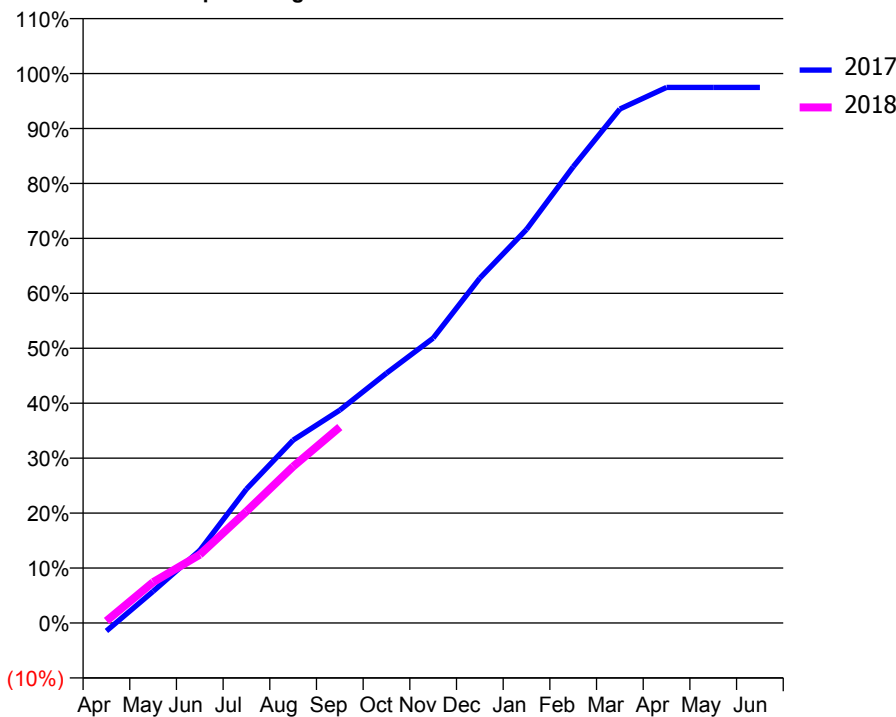
ACCESS*

Patients seen in 24 months	Total	Change since previous quarter
Quarter ending September 2016	2,866	
Quarter ending December 2016	2,927	↑
Quarter ending March 2017	3,077	↑
Quarter ending June 2017	3,056	→
Quarter ending September 2017	3,024	↓
Variance since September 2016	5.5%	↑



ACTIVITY

Cumulative percentage of contracted UDA delivered 2017 & 2018



Month	Adjusted Scheduled Activity (UDA)	
	2017	2018
April	-117	30
May	461	594
June	1,058	994
July	1,949	1,625
August	2,662	2,279
September	3,099	2,853
October	3,638	
November	4,147	
December	5,022	
January	5,729	
February	6,643	
March	7,482	
April	7,798	
May	7,797	
June	7,797	

QUALITY

	Quantity	Base Number	Contract	AT	Region	England
% of FP17s for the same patient ID Re-attending within 3 months - Children	15	291	5.2%	10.7%	12.8%	11.9%
% of FP17s for the same patient ID Re-attending within 3 months - Adults	133	1,271	10.5%	14.4%	16.5%	15.9%
% of FP17s for the same patient ID Re-attending between 3 & 9 months - Children	152	291	52.2%	57.8%	59.7%	58.1%
% of FP17s for the same patient ID Re-attending between 3 & 9 months - Adults	709	1,271	55.8%	52.8%	53.0%	50.6%
% of FP17s for Band 1 Urgent Courses	38	1,410	2.7%	8.2%	9.2%	9.1%
% of FP17s Relating to Free Repair or Replacements	23	1,410	1.6%	1.2%	1.0%	0.8%
% of FP17s Relating to Continuations	28	1,410	2.0%	1.4%	1.2%	1.1%
% of Patients satisfied with the dentistry they have received	6	6	N/A	91.8%	91.6%	91.4%
% of Patients satisfied with the time they had to wait for an appointment	6	6	N/A	88.1%	88.1%	87.7%

* This is based on patients treated on this contract for their most recent course of treatment. Figures in italics indicate the base number of FP17s or Patient Questionnaire responses are less than 100. N/A is shown where the base number of responses is less than 10 during the period. % is calculated as Quantity/Base number*100

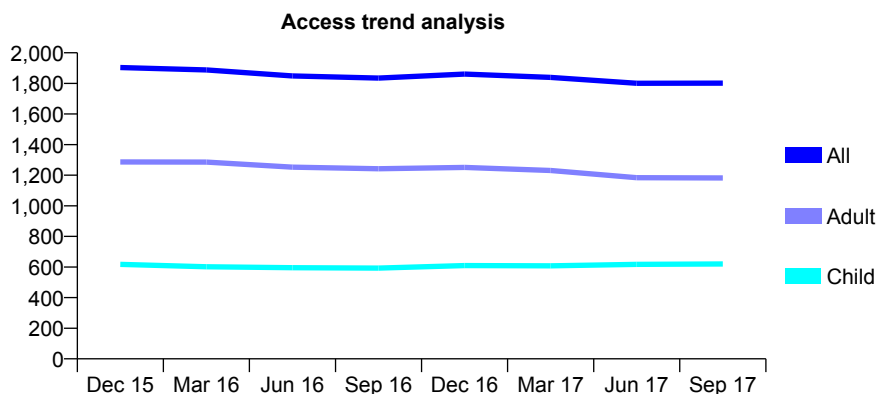
Q49 - Vital Signs At a Glance Contract Report for 749141/0001 - September 2017

Name or company name	MRS LK CAVE
Contract type name	GDS Contract
Purpose of contract	General
Contract start date	01/04/2006
Contract end date	

17/18 Contracted general activity (UDA)	5,333
Carry forward general activity (UDA)	-77
17/18 Contracted orthodontic activity (UOA)	0
Carry forward orthodontic activity (UOA)	0
Baseline contract value	£149,957.49

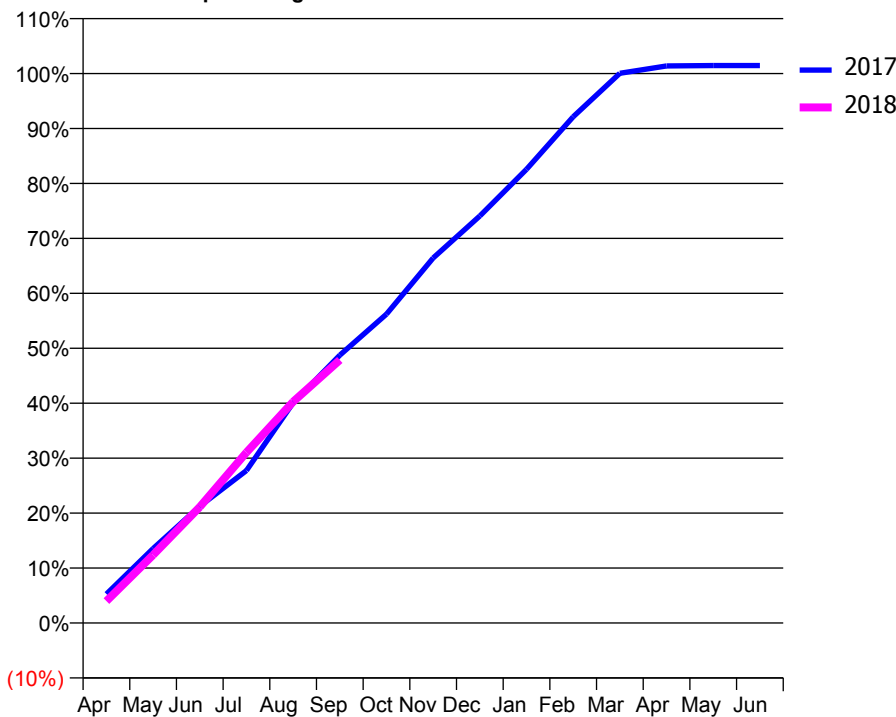
ACCESS*

Patients seen in 24 months	Total	Change since previous quarter
Quarter ending September 2016	1,835	
Quarter ending December 2016	1,861	→
Quarter ending March 2017	1,839	↓
Quarter ending June 2017	1,801	↓
Quarter ending September 2017	1,802	→
Variance since September 2016	(1.8%)	↓



ACTIVITY

Cumulative percentage of contracted UDA delivered 2017 & 2018



Month	Adjusted Scheduled Activity (UDA)	
	2017	2018
April	282	213
May	723	661
June	1,133	1,127
July	1,480	1,656
August	2,137	2,148
September	2,599	2,552
October	2,998	
November	3,543	
December	3,951	
January	4,404	
February	4,913	
March	5,335	
April	5,407	
May	5,410	
June	5,410	

QUALITY

	Quantity	Base Number	Contract	AT	Region	England
% of FP17s for the same patient ID Re-attending within 3 months - Children	35	490	7.1%	10.7%	12.8%	11.9%
% of FP17s for the same patient ID Re-attending within 3 months - Adults	144	747	19.3%	14.4%	16.5%	15.9%
% of FP17s for the same patient ID Re-attending between 3 & 9 months - Children	302	490	61.6%	57.8%	59.7%	58.1%
% of FP17s for the same patient ID Re-attending between 3 & 9 months - Adults	374	747	50.1%	52.8%	53.0%	50.6%
% of FP17s for Band 1 Urgent Courses	36	1,199	3.0%	8.2%	9.2%	9.1%
% of FP17s Relating to Free Repair or Replacements	2	1,199	0.2%	1.2%	1.0%	0.8%
% of FP17s Relating to Continuations	13	1,199	1.1%	1.4%	1.2%	1.1%
% of Patients satisfied with the dentistry they have received	4	4	N/A	91.8%	91.6%	91.4%
% of Patients satisfied with the time they had to wait for an appointment	4	4	N/A	88.1%	88.1%	87.7%

* This is based on patients treated on this contract for their most recent course of treatment. Figures in italics indicate the base number of FP17s or Patient Questionnaire responses are less than 100. N/A is shown where the base number of responses is less than 10 during the period. % is calculated as Quantity/Base number*100

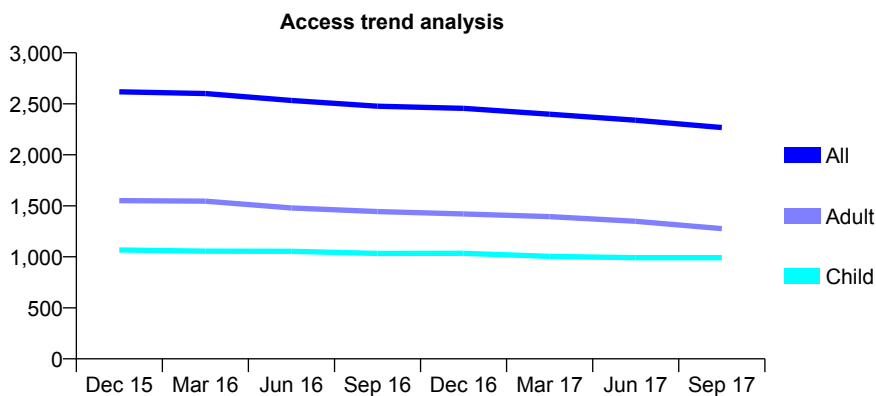
Q49 - Vital Signs At a Glance Contract Report for 751847/0001 - September 2017

Name or company name	MR TB JUKES
Contract type name	GDS Contract
Purpose of contract	General
Contract start date	01/04/2006
Contract end date	

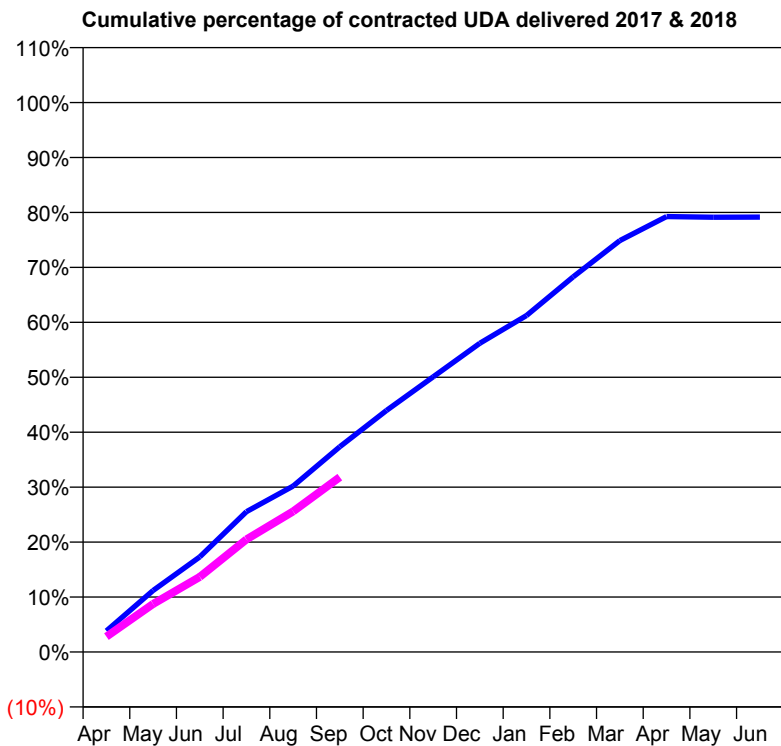
17/18 Contracted general activity (UDA)	10,962
Carry forward general activity (UDA)	0
17/18 Contracted orthodontic activity (UOA)	0
Carry forward orthodontic activity (UOA)	0
Baseline contract value	£283,183.09

ACCESS*

Patients seen in 24 months	Total	Change since previous quarter
Quarter ending September 2016	2,477	
Quarter ending December 2016	2,455	→
Quarter ending March 2017	2,398	↓
Quarter ending June 2017	2,339	↓
Quarter ending September 2017	2,267	↓
Variance since September 2016	(8.5%)	↓



ACTIVITY



Adjusted Scheduled Activity (UDA)		
Month	2017	2018
April	421	308
May	1,229	958
June	1,899	1,499
July	2,801	2,246
August	3,310	2,806
September	4,094	3,488
October	4,818	
November	5,490	
December	6,161	
January	6,713	
February	7,485	
March	8,207	
April	8,686	
May	8,674	
June	8,677	

QUALITY

	Quantity	Base Number	Contract	AT	Region	England
% of FP17s for the same patient ID Re-attending within 3 months - Children	43	672	6.4%	10.7%	12.8%	11.9%
% of FP17s for the same patient ID Re-attending within 3 months - Adults	359	1,047	34.3%	14.4%	16.5%	15.9%
% of FP17s for the same patient ID Re-attending between 3 & 9 months - Children	362	672	53.9%	57.8%	59.7%	58.1%
% of FP17s for the same patient ID Re-attending between 3 & 9 months - Adults	457	1,047	43.6%	52.8%	53.0%	50.6%
% of FP17s for Band 1 Urgent Courses	56	1,519	3.7%	8.2%	9.2%	9.1%
% of FP17s Relating to Free Repair or Replacements	0	1,519	0.0%	1.2%	1.0%	0.8%
% of FP17s Relating to Continuations	7	1,519	0.5%	1.4%	1.2%	1.1%
% of Patients satisfied with the dentistry they have received	2	2	N/A	91.8%	91.6%	91.4%
% of Patients satisfied with the time they had to wait for an appointment	2	2	N/A	88.1%	88.1%	87.7%

* This is based on patients treated on this contract for their most recent course of treatment. Figures in italics indicate the base number of FP17s or Patient Questionnaire responses are less than 100. N/A is shown where the base number of responses is less than 10 during the period. % is calculated as Quantity/Base number*100

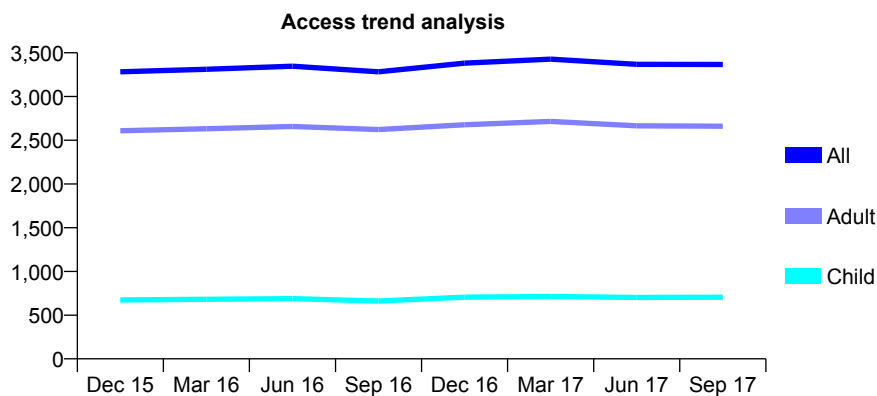
Q49 - Vital Signs At a Glance Contract Report for 754722/0001 - September 2017

Name or company name	MR K ROBSON
Contract type name	GDS Contract
Purpose of contract	General
Contract start date	01/08/2011
Contract end date	

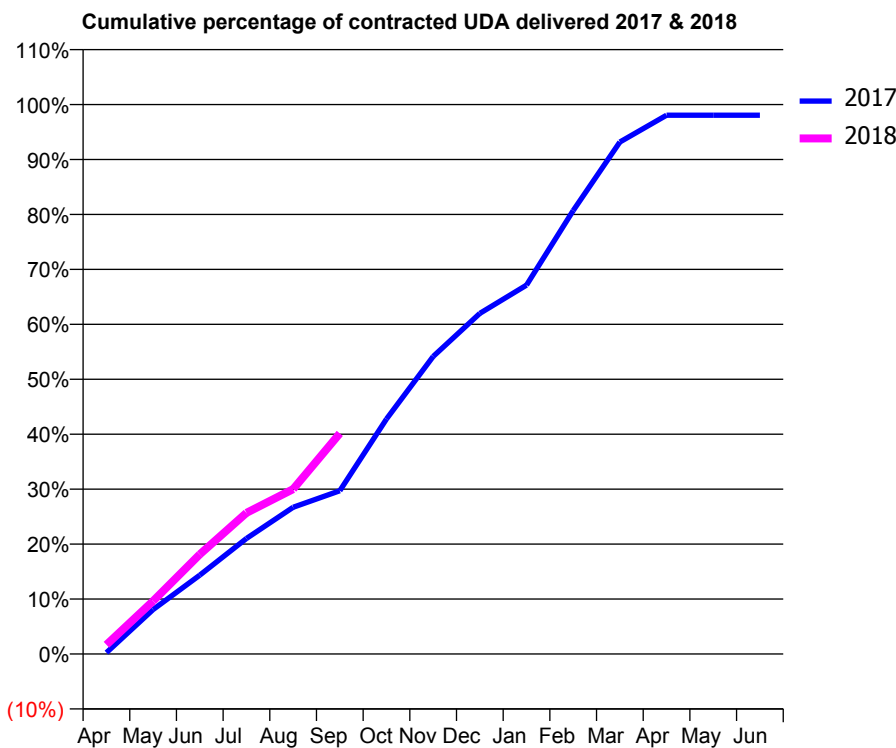
17/18 Contracted general activity (UDA)	11,463
Carry forward general activity (UDA)	223
17/18 Contracted orthodontic activity (UOA)	0
Carry forward orthodontic activity (UOA)	0
Baseline contract value	£301,000.11

ACCESS*

Patients seen in 24 months	Total	Change since previous quarter
Quarter ending September 2016	3,283	
Quarter ending December 2016	3,382	↑
Quarter ending March 2017	3,428	→
Quarter ending June 2017	3,368	↓
Quarter ending September 2017	3,367	→
Variance since September 2016	2.6%	↑



ACTIVITY



Month	Adjusted Scheduled Activity (UDA)	
	2017	2018
April	28	194
May	928	1,106
June	1,645	2,079
July	2,410	2,946
August	3,061	3,439
September	3,407	4,604
October	4,903	
November	6,209	
December	7,105	
January	7,696	
February	9,250	
March	10,680	
April	11,239	
May	11,240	
June	11,240	

QUALITY

	Quantity	Base Number	Contract	AT	Region	England
% of FP17s for the same patient ID Re-attending within 3 months - Children	30	487	6.2%	10.7%	12.8%	11.9%
% of FP17s for the same patient ID Re-attending within 3 months - Adults	368	1,995	18.4%	14.4%	16.5%	15.9%
% of FP17s for the same patient ID Re-attending between 3 & 9 months - Children	289	487	59.3%	57.8%	59.7%	58.1%
% of FP17s for the same patient ID Re-attending between 3 & 9 months - Adults	1,162	1,995	58.2%	52.8%	53.0%	50.6%
% of FP17s for Band 1 Urgent Courses	133	2,278	5.8%	8.2%	9.2%	9.1%
% of FP17s Relating to Free Repair or Replacements	37	2,278	1.6%	1.2%	1.0%	0.8%
% of FP17s Relating to Continuations	13	2,278	0.6%	1.4%	1.2%	1.1%
% of Patients satisfied with the dentistry they have received	6	6	N/A	91.8%	91.6%	91.4%
% of Patients satisfied with the time they had to wait for an appointment	6	6	N/A	88.1%	88.1%	87.7%

* This is based on patients treated on this contract for their most recent course of treatment. Figures in italics indicate the base number of FP17s or Patient Questionnaire responses are less than 100. N/A is shown where the base number of responses is less than 10 during the period. % is calculated as Quantity/Base number*100

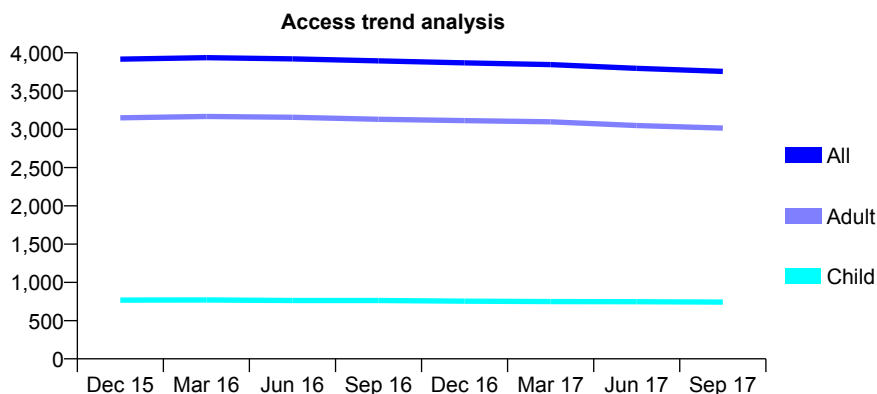
Q49 - Vital Signs At a Glance Contract Report for 761028/0001 - September 2017

Name or company name	Mr Amit Nayyar
Contract type name	GDS Contract
Purpose of contract	General
Contract start date	01/04/2006
Contract end date	

17/18 Contracted general activity (UDA)	10,751
Carry forward general activity (UDA)	-206
17/18 Contracted orthodontic activity (UOA)	0
Carry forward orthodontic activity (UOA)	0
Baseline contract value	£328,221.21

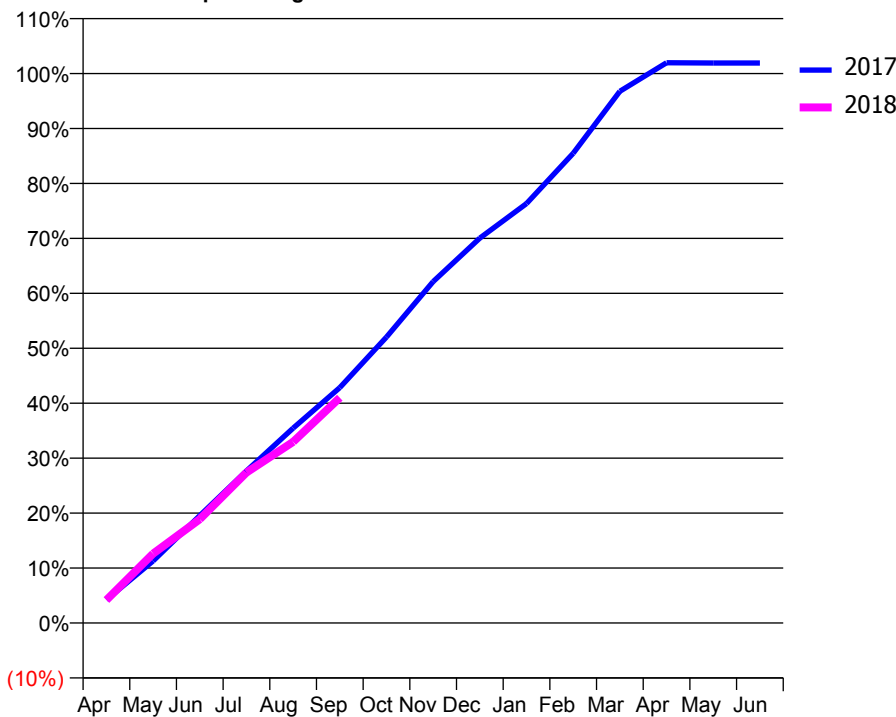
ACCESS*

Patients seen in 24 months	Total	Change since previous quarter
Quarter ending September 2016	3,894	
Quarter ending December 2016	3,868	→
Quarter ending March 2017	3,846	→
Quarter ending June 2017	3,797	↓
Quarter ending September 2017	3,757	↓
Variance since September 2016	(3.5%)	↓



ACTIVITY

Cumulative percentage of contracted UDA delivered 2017 & 2018



Month	Adjusted Scheduled Activity (UDA)	
	2017	2018
April	455	450
May	1,216	1,359
June	2,103	2,031
July	2,975	2,943
August	3,813	3,543
September	4,605	4,408
October	5,595	
November	6,680	
December	7,531	
January	8,205	
February	9,189	
March	10,402	
April	10,963	
May	10,957	
June	10,957	

QUALITY

	Quantity	Base Number	Contract	AT	Region	England
% of FP17s for the same patient ID Re-attending within 3 months - Children	41	586	7.0%	10.7%	12.8%	11.9%
% of FP17s for the same patient ID Re-attending within 3 months - Adults	344	2,057	16.7%	14.4%	16.5%	15.9%
% of FP17s for the same patient ID Re-attending between 3 & 9 months - Children	400	586	68.3%	57.8%	59.7%	58.1%
% of FP17s for the same patient ID Re-attending between 3 & 9 months - Adults	1,068	2,057	51.9%	52.8%	53.0%	50.6%
% of FP17s for Band 1 Urgent Courses	192	2,379	8.1%	8.2%	9.2%	9.1%
% of FP17s Relating to Free Repair or Replacements	9	2,379	0.4%	1.2%	1.0%	0.8%
% of FP17s Relating to Continuations	21	2,379	0.9%	1.4%	1.2%	1.1%
% of Patients satisfied with the dentistry they have received	25	25	100.0%	91.8%	91.6%	91.4%
% of Patients satisfied with the time they had to wait for an appointment	25	25	100.0%	88.1%	88.1%	87.7%

* This is based on patients treated on this contract for their most recent course of treatment. Figures in italics indicate the base number of FP17s or Patient Questionnaire responses are less than 100. N/A is shown where the base number of responses is less than 10 during the period. % is calculated as Quantity/Base number*100

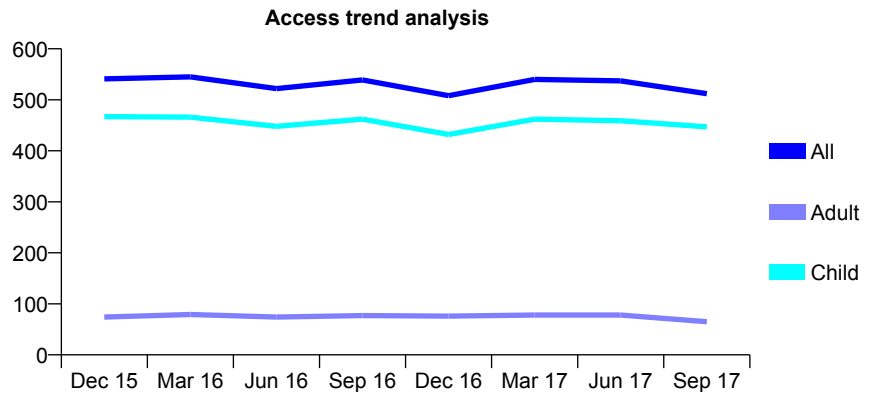
Q49 - Vital Signs At a Glance Contract Report for 761044/0001 - September 2017

Name or company name	MR RA WINTER
Contract type name	GDS Contract
Purpose of contract	General
Contract start date	01/11/2011
Contract end date	

17/18 Contracted general activity (UDA)	400
Carry forward general activity (UDA)	-8
17/18 Contracted orthodontic activity (UOA)	0
Carry forward orthodontic activity (UOA)	0
Baseline contract value	£9,339.40

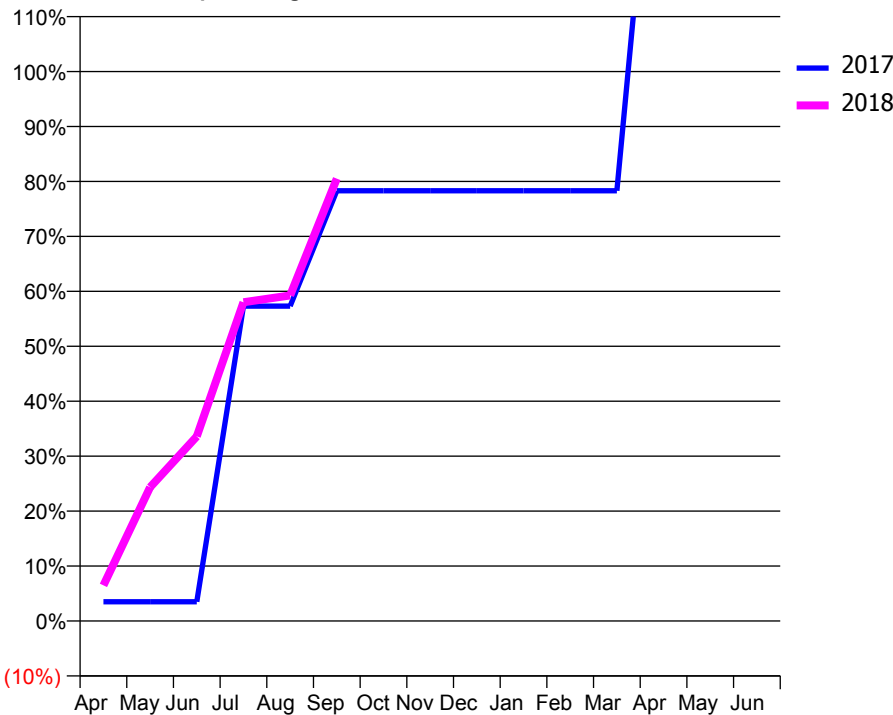
ACCESS*

Patients seen in 24 months	Total	Change since previous quarter
Quarter ending September 2016	539	
Quarter ending December 2016	508	↓
Quarter ending March 2017	540	↑
Quarter ending June 2017	537	→
Quarter ending September 2017	512	↓
Variance since September 2016	(5.0%)	↓



ACTIVITY

Cumulative percentage of contracted UDA delivered 2017 & 2018



Month	Adjusted Scheduled Activity (UDA)	
	2017	2018
April	14	26
May	14	97
June	14	134
July	229	232
August	229	237
September	313	322
October	313	
November	313	
December	313	
January	313	
February	313	
March	313	
April	673	
May	673	
June	673	

QUALITY

	Quantity	Base Number	Contract	AT	Region	England
% of FP17s for the same patient ID Re-attending within 3 months - Children	20	573	3.5%	10.7%	12.8%	11.9%
% of FP17s for the same patient ID Re-attending within 3 months - Adults	0	28	0.0%	14.4%	16.5%	15.9%
% of FP17s for the same patient ID Re-attending between 3 & 9 months - Children	284	573	49.6%	57.8%	59.7%	58.1%
% of FP17s for the same patient ID Re-attending between 3 & 9 months - Adults	10	28	35.7%	52.8%	53.0%	50.6%
% of FP17s for Band 1 Urgent Courses	5	265	1.9%	8.2%	9.2%	9.1%
% of FP17s Relating to Free Repair or Replacements	0	265	0.0%	1.2%	1.0%	0.8%
% of FP17s Relating to Continuations	1	265	0.4%	1.4%	1.2%	1.1%
% of Patients satisfied with the dentistry they have received	0	0	N/A	91.8%	91.6%	91.4%
% of Patients satisfied with the time they had to wait for an appointment	0	0	N/A	88.1%	88.1%	87.7%

* This is based on patients treated on this contract for their most recent course of treatment. Figures in italics indicate the base number of FP17s or Patient Questionnaire responses are less than 100. N/A is shown where the base number of responses is less than 10 during the period. % is calculated as Quantity/Base number*100

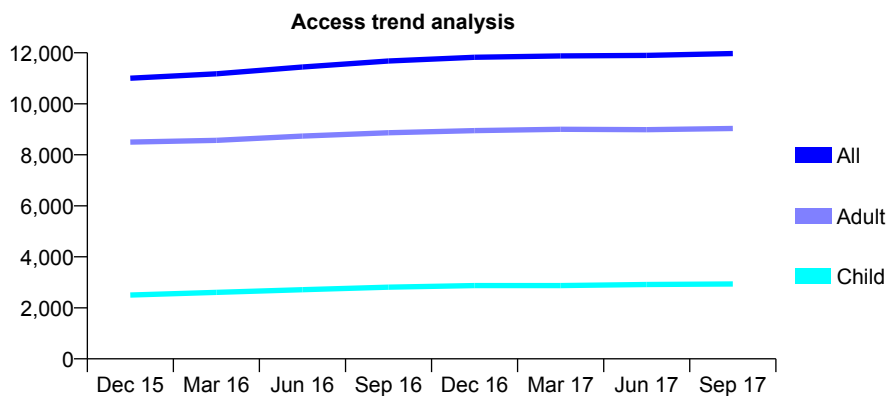
Q49 - Vital Signs At a Glance Contract Report for 762083/0001 - September 2017

Name or company name	Westerhope Limited
Contract type name	GDS Contract
Purpose of contract	General
Contract start date	01/04/2006
Contract end date	

17/18 Contracted general activity (UDA)	38,532
Carry forward general activity (UDA)	1,438
17/18 Contracted orthodontic activity (UOA)	0
Carry forward orthodontic activity (UOA)	0
Baseline contract value	£993,905.15

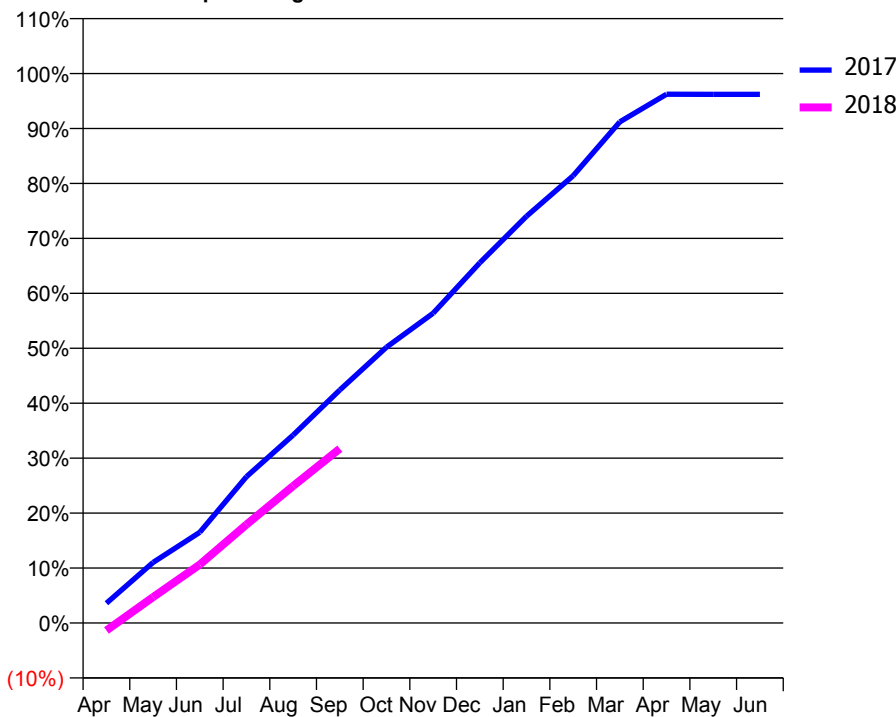
ACCESS*

Patients seen in 24 months	Total	Change since previous quarter
Quarter ending September 2016	11,678	
Quarter ending December 2016	11,823	→
Quarter ending March 2017	11,875	→
Quarter ending June 2017	11,900	→
Quarter ending September 2017	11,973	→
Variance since September 2016	2.5%	↑



ACTIVITY

Cumulative percentage of contracted UDA delivered 2017 & 2018



Adjusted Scheduled Activity (UDA)

Month	2017	2018
April	1,369	-528
May	4,173	1,822
June	6,250	4,099
July	10,086	6,906
August	12,953	9,608
September	16,058	12,229
October	19,003	
November	21,345	
December	24,826	
January	28,028	
February	30,817	
March	34,537	
April	36,436	
May	36,427	
June	36,424	

QUALITY

	Quantity	Base Number	Contract	AT	Region	England
% of FP17s for the same patient ID Re-attending within 3 months - Children	140	1,832	7.6%	10.7%	12.8%	11.9%
% of FP17s for the same patient ID Re-attending within 3 months - Adults	776	5,290	14.7%	14.4%	16.5%	15.9%
% of FP17s for the same patient ID Re-attending between 3 & 9 months - Children	909	1,832	49.6%	57.8%	59.7%	58.1%
% of FP17s for the same patient ID Re-attending between 3 & 9 months - Adults	2,468	5,290	46.7%	52.8%	53.0%	50.6%
% of FP17s for Band 1 Urgent Courses	718	6,019	11.9%	8.2%	9.2%	9.1%
% of FP17s Relating to Free Repair or Replacements	51	6,019	0.8%	1.2%	1.0%	0.8%
% of FP17s Relating to Continuations	38	6,019	0.6%	1.4%	1.2%	1.1%
% of Patients satisfied with the dentistry they have received	14	14	100.0%	91.8%	91.6%	91.4%
% of Patients satisfied with the time they had to wait for an appointment	14	14	100.0%	88.1%	88.1%	87.7%

* This is based on patients treated on this contract for their most recent course of treatment. Figures in italics indicate the base number of FP17s or Patient Questionnaire responses are less than 100. N/A is shown where the base number of responses is less than 10 during the period. % is calculated as Quantity/Base number*100

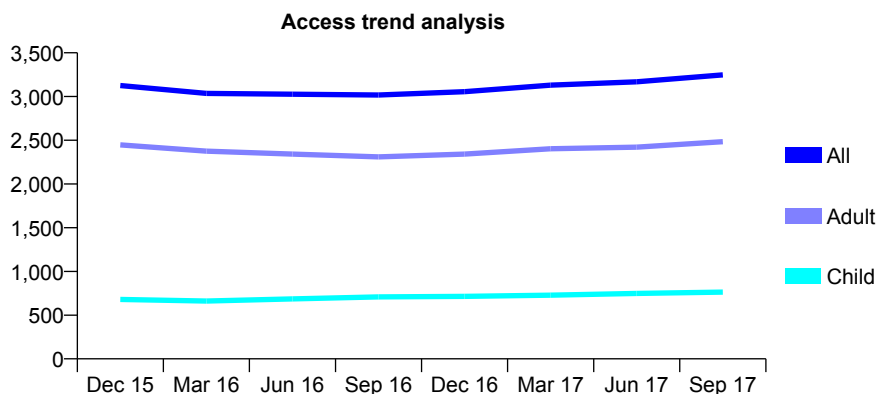
Q49 - Vital Signs At a Glance Contract Report for 762083/0002 - September 2017

Name or company name	MR SU CHOCHAN
Contract type name	GDS Contract
Purpose of contract	General and Orthodontic
Contract start date	01/12/2010
Contract end date	

17/18 Contracted general activity (UDA)	13,500
Carry forward general activity (UDA)	-155
17/18 Contracted orthodontic activity (UOA)	0
Carry forward orthodontic activity (UOA)	0
Baseline contract value	£379,650.88

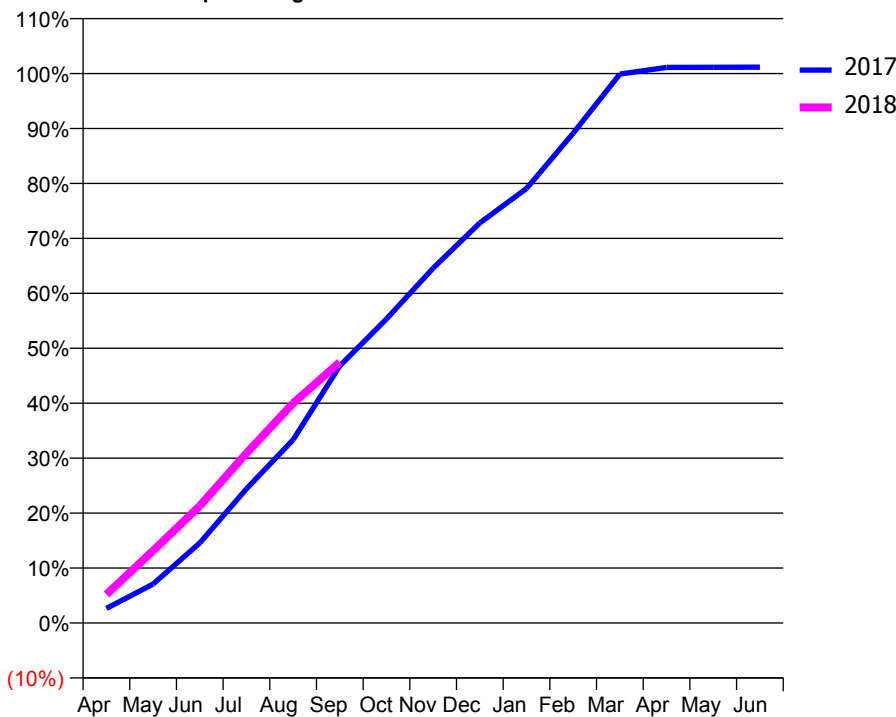
ACCESS*

Patients seen in 24 months	Total	Change since previous quarter
Quarter ending September 2016	3,018	
Quarter ending December 2016	3,056	→
Quarter ending March 2017	3,130	↑
Quarter ending June 2017	3,169	→
Quarter ending September 2017	3,247	↑
Variance since September 2016	7.6%	↑



ACTIVITY

Cumulative percentage of contracted UDA delivered 2017 & 2018



Month	Adjusted Scheduled Activity (UDA)	
	2017	2018
April	358	702
May	958	1,778
June	1,967	2,877
July	3,297	4,172
August	4,504	5,399
September	6,317	6,410
October	7,470	
November	8,719	
December	9,830	
January	10,675	
February	12,034	
March	13,487	
April	13,650	
May	13,654	
June	13,655	

QUALITY

	Quantity	Base Number	Contract	AT	Region	England
% of FP17s for the same patient ID Re-attending within 3 months - Children	42	500	8.4%	10.7%	12.8%	11.9%
% of FP17s for the same patient ID Re-attending within 3 months - Adults	204	1,496	13.6%	14.4%	16.5%	15.9%
% of FP17s for the same patient ID Re-attending between 3 & 9 months - Children	270	500	54.0%	57.8%	59.7%	58.1%
% of FP17s for the same patient ID Re-attending between 3 & 9 months - Adults	812	1,496	54.3%	52.8%	53.0%	50.6%
% of FP17s for Band 1 Urgent Courses	91	1,935	4.7%	8.2%	9.2%	9.1%
% of FP17s Relating to Free Repair or Replacements	18	1,935	0.9%	1.2%	1.0%	0.8%
% of FP17s Relating to Continuations	30	1,935	1.6%	1.4%	1.2%	1.1%
% of Patients satisfied with the dentistry they have received	14	15	93.3%	91.8%	91.6%	91.4%
% of Patients satisfied with the time they had to wait for an appointment	14	15	93.3%	88.1%	88.1%	87.7%

* This is based on patients treated on this contract for their most recent course of treatment. Figures in italics indicate the base number of FP17s or Patient Questionnaire responses are less than 100. N/A is shown where the base number of responses is less than 10 during the period. % is calculated as Quantity/Base number*100

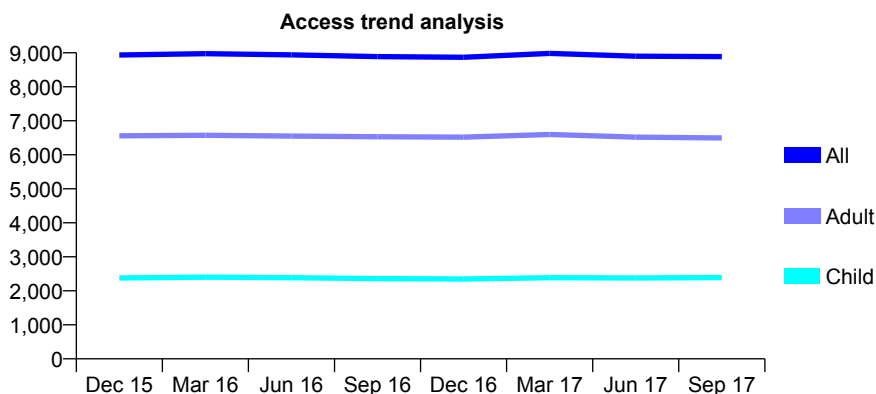
Q49 - Vital Signs At a Glance Contract Report for 766747/0001 - September 2017

Name or company name	MR S BEDI
Contract type name	GDS Contract
Purpose of contract	General and Orthodontic
Contract start date	01/04/2006
Contract end date	

17/18 Contracted general activity (UDA)	25,485
Carry forward general activity (UDA)	-112
17/18 Contracted orthodontic activity (UOA)	0
Carry forward orthodontic activity (UOA)	0
Baseline contract value	£662,491.68

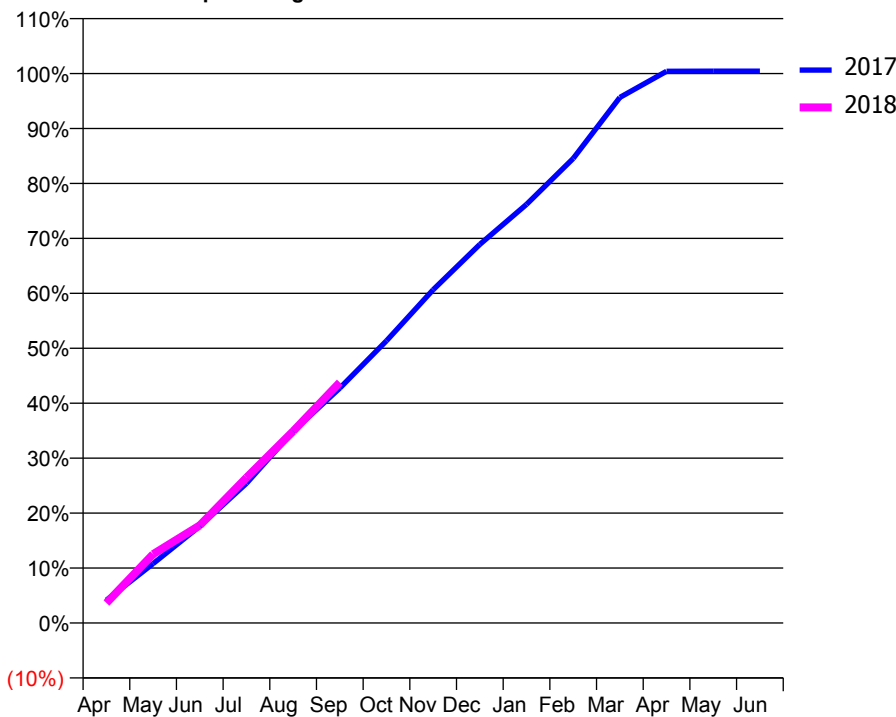
ACCESS*

Patients seen in 24 months	Total	Change since previous quarter
Quarter ending September 2016	8,890	
Quarter ending December 2016	8,868	→
Quarter ending March 2017	8,983	→
Quarter ending June 2017	8,900	→
Quarter ending September 2017	8,888	→
Variance since September 2016	(0.0%)	→



ACTIVITY

Cumulative percentage of contracted UDA delivered 2017 & 2018



Adjusted Scheduled Activity (UDA)

Month	2017	2018
April	1,058	933
May	2,754	3,197
June	4,491	4,532
July	6,479	6,745
August	8,891	8,895
September	10,893	11,161
October	13,086	
November	15,455	
December	17,561	
January	19,418	
February	21,543	
March	24,376	
April	25,590	
May	25,591	
June	25,597	

QUALITY

	Quantity	Base Number	Contract	AT	Region	England
% of FP17s for the same patient ID Re-attending within 3 months - Children	94	1,543	6.1%	10.7%	12.8%	11.9%
% of FP17s for the same patient ID Re-attending within 3 months - Adults	626	4,125	15.2%	14.4%	16.5%	15.9%
% of FP17s for the same patient ID Re-attending between 3 & 9 months - Children	896	1,543	58.1%	57.8%	59.7%	58.1%
% of FP17s for the same patient ID Re-attending between 3 & 9 months - Adults	2,042	4,125	49.5%	52.8%	53.0%	50.6%
% of FP17s for Band 1 Urgent Courses	331	5,022	6.6%	8.2%	9.2%	9.1%
% of FP17s Relating to Free Repair or Replacements	46	5,022	0.9%	1.2%	1.0%	0.8%
% of FP17s Relating to Continuations	106	5,022	2.1%	1.4%	1.2%	1.1%
% of Patients satisfied with the dentistry they have received	19	19	100.0%	91.8%	91.6%	91.4%
% of Patients satisfied with the time they had to wait for an appointment	19	19	100.0%	88.1%	88.1%	87.7%

* This is based on patients treated on this contract for their most recent course of treatment. Figures in italics indicate the base number of FP17s or Patient Questionnaire responses are less than 100. N/A is shown where the base number of responses is less than 10 during the period. % is calculated as Quantity/Base number*100

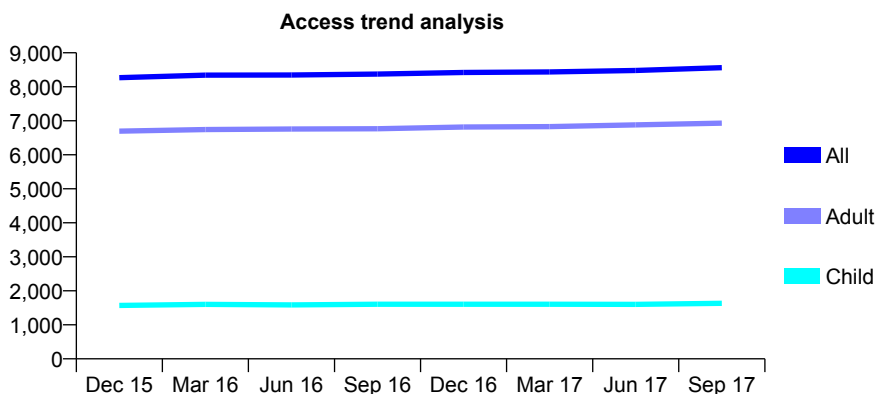
Q49 - Vital Signs At a Glance Contract Report for 767514/0001 - September 2017

Name or company name	MISS KE BOOTH
Contract type name	GDS Contract
Purpose of contract	General and Orthodontic
Contract start date	01/04/2006
Contract end date	

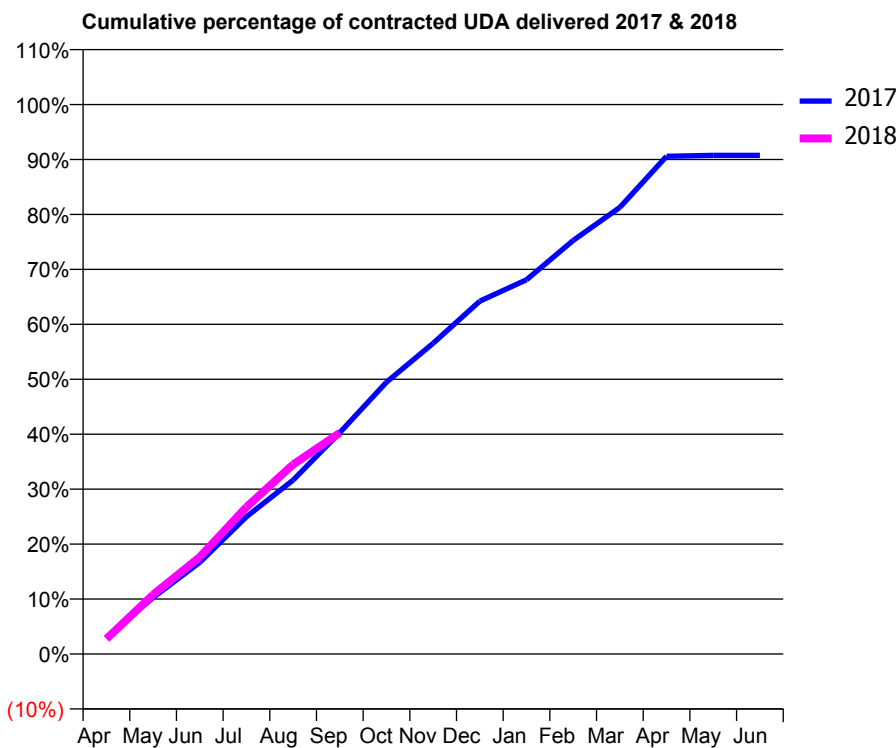
17/18 Contracted general activity (UDA)	25,201
Carry forward general activity (UDA)	0
17/18 Contracted orthodontic activity (UOA)	220
Carry forward orthodontic activity (UOA)	0
Baseline contract value	£564,697.98

ACCESS*

Patients seen in 24 months	Total	Change since previous quarter
Quarter ending September 2016	8,373	
Quarter ending December 2016	8,423	→
Quarter ending March 2017	8,437	→
Quarter ending June 2017	8,481	→
Quarter ending September 2017	8,564	→
Variance since September 2016	2.3%	↑



ACTIVITY



Month	Adjusted Scheduled Activity (UDA)	
	2017	2018
April	753	692
May	2,590	2,725
June	4,203	4,449
July	6,295	6,743
August	7,976	8,693
September	10,155	10,141
October	12,466	
November	14,253	
December	16,186	
January	17,161	
February	18,966	
March	20,485	
April	22,825	
May	22,870	
June	22,869	

QUALITY

	Quantity	Base Number	Contract	AT	Region	England
% of FP17s for the same patient ID Re-attending within 3 months - Children	129	1,509	8.5%	10.7%	12.8%	11.9%
% of FP17s for the same patient ID Re-attending within 3 months - Adults	1,151	5,937	19.4%	14.4%	16.5%	15.9%
% of FP17s for the same patient ID Re-attending between 3 & 9 months - Children	959	1,509	63.6%	57.8%	59.7%	58.1%
% of FP17s for the same patient ID Re-attending between 3 & 9 months - Adults	3,292	5,937	55.4%	52.8%	53.0%	50.6%
% of FP17s for Band 1 Urgent Courses	522	5,737	9.1%	8.2%	9.2%	9.1%
% of FP17s Relating to Free Repair or Replacements	41	5,737	0.7%	1.2%	1.0%	0.8%
% of FP17s Relating to Continuations	25	5,737	0.4%	1.4%	1.2%	1.1%
% of Patients satisfied with the dentistry they have received	18	19	94.7%	91.8%	91.6%	91.4%
% of Patients satisfied with the time they had to wait for an appointment	17	19	89.5%	88.1%	88.1%	87.7%

* This is based on patients treated on this contract for their most recent course of treatment. Figures in italics indicate the base number of FP17s or Patient Questionnaire responses are less than 100. N/A is shown where the base number of responses is less than 10 during the period. % is calculated as Quantity/Base number*100

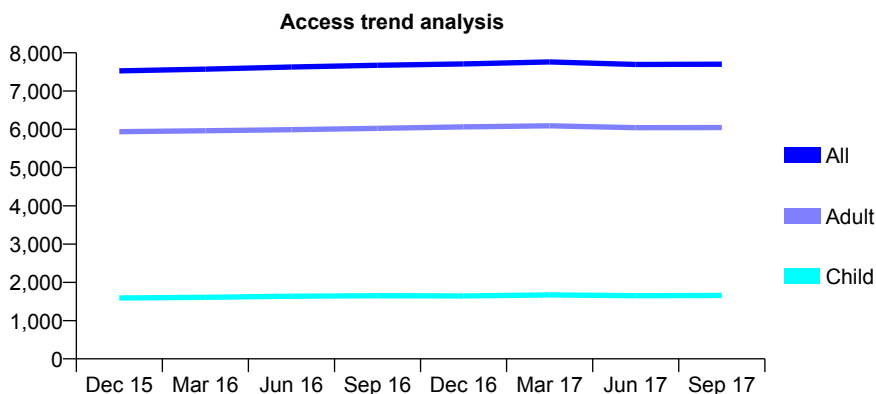
Q49 - Vital Signs At a Glance Contract Report for 768820/0001 - September 2017

Name or company name	MRS S HYDER
Contract type name	GDS Contract
Purpose of contract	General
Contract start date	01/10/2008
Contract end date	

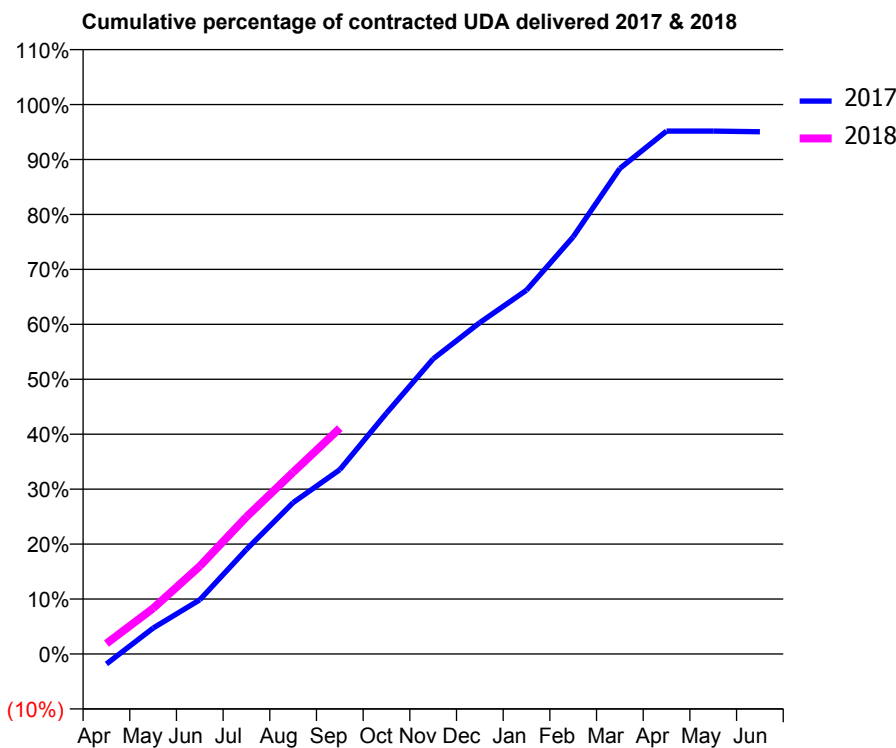
17/18 Contracted general activity (UDA)	21,792
Carry forward general activity (UDA)	0
17/18 Contracted orthodontic activity (UOA)	0
Carry forward orthodontic activity (UOA)	0
Baseline contract value	£521,520.05

ACCESS*

Patients seen in 24 months	Total	Change since previous quarter
Quarter ending September 2016	7,675	
Quarter ending December 2016	7,708	→
Quarter ending March 2017	7,760	→
Quarter ending June 2017	7,694	→
Quarter ending September 2017	7,701	→
Variance since September 2016	0.3%	→



ACTIVITY



Month	Adjusted Scheduled Activity (UDA)	
	2017	2018
April	-400	415
May	1,030	1,813
June	2,150	3,481
July	4,150	5,439
August	6,007	7,208
September	7,311	8,956
October	9,551	
November	11,704	
December	13,144	
January	14,432	
February	16,542	
March	19,258	
April	20,738	
May	20,736	
June	20,711	

QUALITY

	Quantity	Base Number	Contract	AT	Region	England
% of FP17s for the same patient ID Re-attending within 3 months - Children	111	1,305	8.5%	10.7%	12.8%	11.9%
% of FP17s for the same patient ID Re-attending within 3 months - Adults	764	4,480	17.1%	14.4%	16.5%	15.9%
% of FP17s for the same patient ID Re-attending between 3 & 9 months - Children	833	1,305	63.8%	57.8%	59.7%	58.1%
% of FP17s for the same patient ID Re-attending between 3 & 9 months - Adults	2,649	4,480	59.1%	52.8%	53.0%	50.6%
% of FP17s for Band 1 Urgent Courses	508	4,704	10.8%	8.2%	9.2%	9.1%
% of FP17s Relating to Free Repair or Replacements	81	4,704	1.7%	1.2%	1.0%	0.8%
% of FP17s Relating to Continuations	42	4,704	0.9%	1.4%	1.2%	1.1%
% of Patients satisfied with the dentistry they have received	16	16	100.0%	91.8%	91.6%	91.4%
% of Patients satisfied with the time they had to wait for an appointment	16	16	100.0%	88.1%	88.1%	87.7%

* This is based on patients treated on this contract for their most recent course of treatment. Figures in italics indicate the base number of FP17s or Patient Questionnaire responses are less than 100. N/A is shown where the base number of responses is less than 10 during the period. % is calculated as Quantity/Base number*100

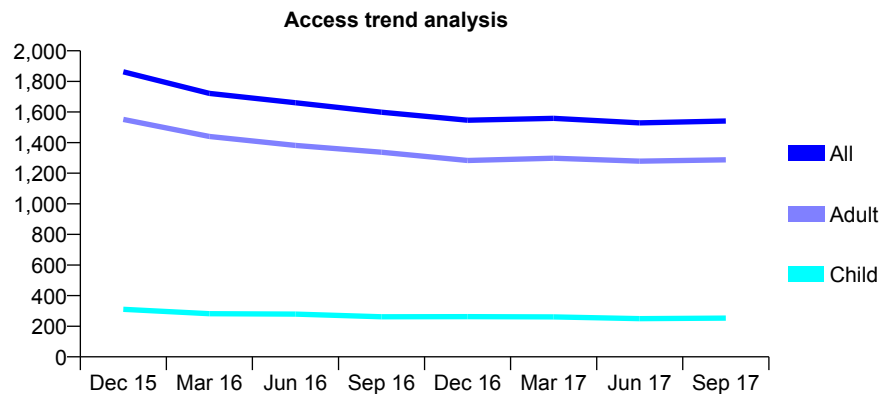
Q49 - Vital Signs At a Glance Contract Report for 769207/0001 - September 2017

Name or company name	MR SC FRANCIS
Contract type name	GDS Contract
Purpose of contract	General
Contract start date	01/09/2013
Contract end date	

17/18 Contracted general activity (UDA)	6,000
Carry forward general activity (UDA)	0
17/18 Contracted orthodontic activity (UOA)	0
Carry forward orthodontic activity (UOA)	0
Baseline contract value	£150,296.01

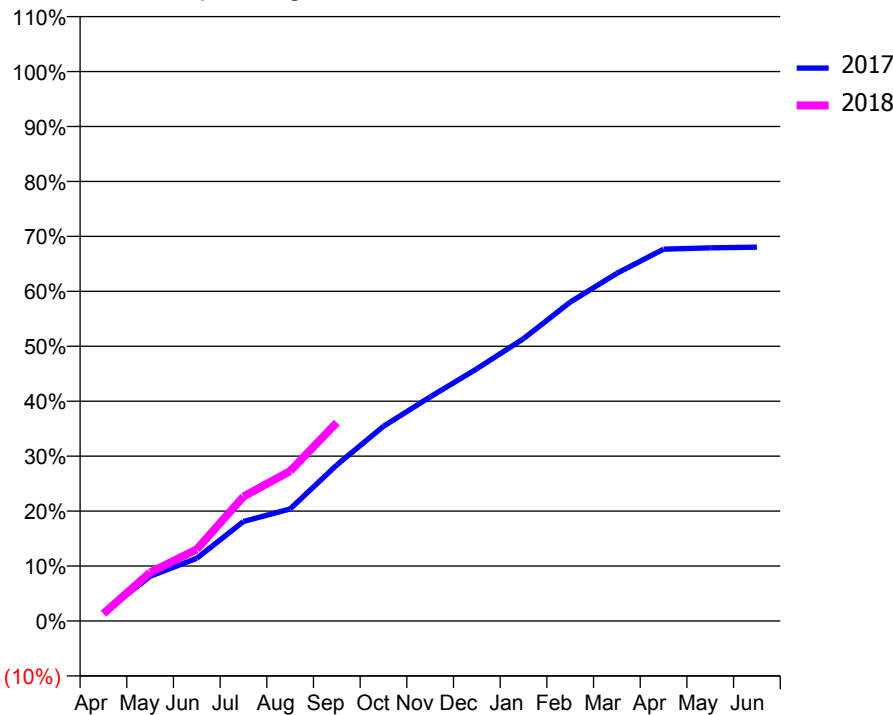
ACCESS*

Patients seen in 24 months	Total	Change since previous quarter
Quarter ending September 2016	1,599	
Quarter ending December 2016	1,546	↓
Quarter ending March 2017	1,559	→
Quarter ending June 2017	1,529	↓
Quarter ending September 2017	1,541	→
Variance since September 2016	(3.6%)	↓



ACTIVITY

Cumulative percentage of contracted UDA delivered 2017 & 2018



Month	Adjusted Scheduled Activity (UDA)	
	2017	2018
April	117	81
May	645	530
June	903	782
July	1,434	1,360
August	1,615	1,637
September	2,250	2,167
October	2,806	
November	3,229	
December	3,635	
January	4,068	
February	4,596	
March	5,010	
April	5,359	
May	5,377	
June	5,387	

QUALITY

	Quantity	Base Number	Contract	AT	Region	England
% of FP17s for the same patient ID Re-attending within 3 months - Children	13	160	8.1%	10.7%	12.8%	11.9%
% of FP17s for the same patient ID Re-attending within 3 months - Adults	171	943	18.1%	14.4%	16.5%	15.9%
% of FP17s for the same patient ID Re-attending between 3 & 9 months - Children	78	160	48.8%	57.8%	59.7%	58.1%
% of FP17s for the same patient ID Re-attending between 3 & 9 months - Adults	455	943	48.3%	52.8%	53.0%	50.6%
% of FP17s for Band 1 Urgent Courses	23	942	2.4%	8.2%	9.2%	9.1%
% of FP17s Relating to Free Repair or Replacements	77	942	8.2%	1.2%	1.0%	0.8%
% of FP17s Relating to Continuations	28	942	3.0%	1.4%	1.2%	1.1%
% of Patients satisfied with the dentistry they have received	2	2	N/A	91.8%	91.6%	91.4%
% of Patients satisfied with the time they had to wait for an appointment	1	2	N/A	88.1%	88.1%	87.7%

* This is based on patients treated on this contract for their most recent course of treatment. Figures in italics indicate the base number of FP17s or Patient Questionnaire responses are less than 100. N/A is shown where the base number of responses is less than 10 during the period. % is calculated as Quantity/Base number*100

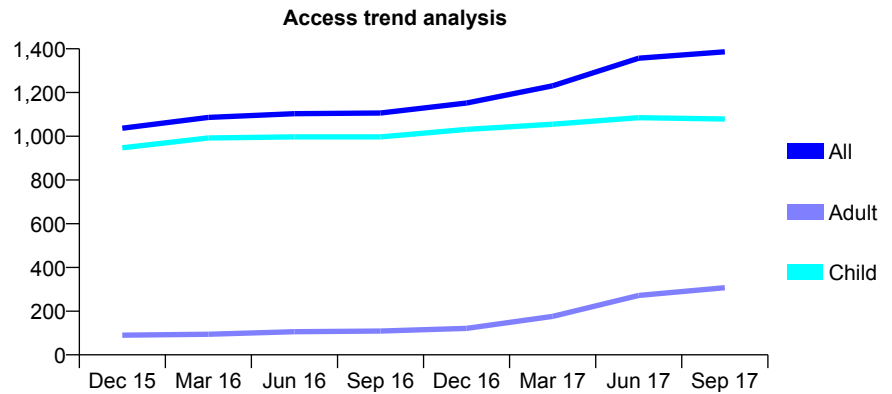
Q49 - Vital Signs At a Glance Contract Report for 781525/0001 - September 2017

Name or company name	Ardent Dental Care Practice Partnership
Contract type name	GDS Contract
Purpose of contract	General
Contract start date	01/07/2012
Contract end date	

17/18 Contracted general activity (UDA)	3,404
Carry forward general activity (UDA)	0
17/18 Contracted orthodontic activity (UOA)	0
Carry forward orthodontic activity (UOA)	0
Baseline contract value	£81,402.85

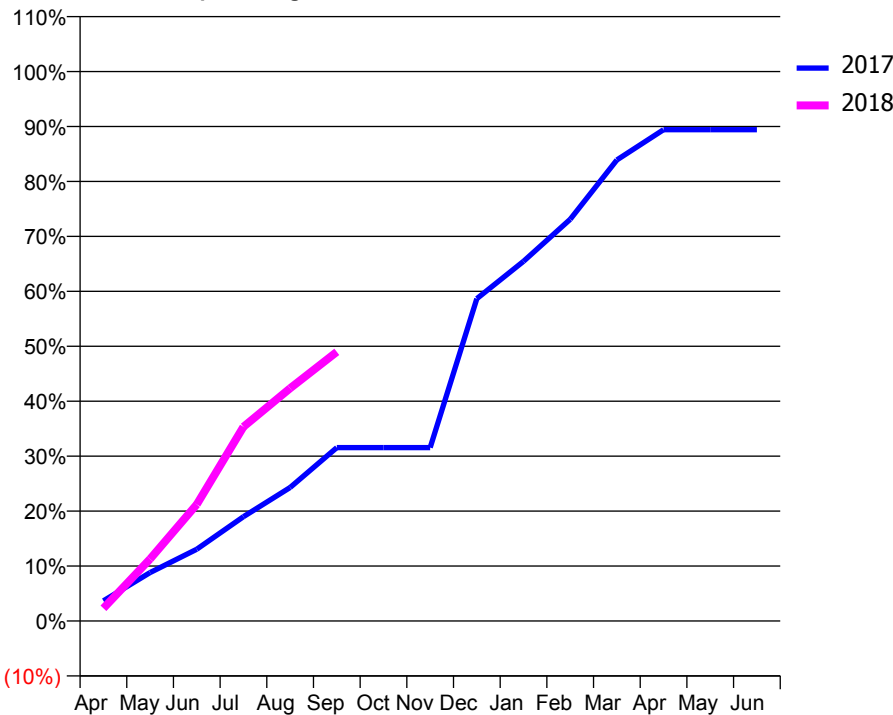
ACCESS*

Patients seen in 24 months	Total	Change since previous quarter
Quarter ending September 2016	1,106	
Quarter ending December 2016	1,152	↑
Quarter ending March 2017	1,231	↑
Quarter ending June 2017	1,357	↑
Quarter ending September 2017	1,386	↑
Variance since September 2016	25.3%	↑



ACTIVITY

Cumulative percentage of contracted UDA delivered 2017 & 2018



Month	Adjusted Scheduled Activity (UDA)	
	2017	2018
April	125	79
May	301	384
June	445	722
July	646	1,203
August	827	1,442
September	1,075	1,667
October	1,075	
November	1,075	
December	1,997	
January	2,228	
February	2,489	
March	2,856	
April	3,043	
May	3,043	
June	3,043	

QUALITY

	Quantity	Base Number	Contract	AT	Region	England
% of FP17s for the same patient ID Re-attending within 3 months - Children	90	915	9.8%	10.7%	12.8%	11.9%
% of FP17s for the same patient ID Re-attending within 3 months - Adults	15	214	7.0%	14.4%	16.5%	15.9%
% of FP17s for the same patient ID Re-attending between 3 & 9 months - Children	601	915	65.7%	57.8%	59.7%	58.1%
% of FP17s for the same patient ID Re-attending between 3 & 9 months - Adults	55	214	25.7%	52.8%	53.0%	50.6%
% of FP17s for Band 1 Urgent Courses	75	1,029	7.3%	8.2%	9.2%	9.1%
% of FP17s Relating to Free Repair or Replacements	0	1,029	0.0%	1.2%	1.0%	0.8%
% of FP17s Relating to Continuations	21	1,029	2.0%	1.4%	1.2%	1.1%
% of Patients satisfied with the dentistry they have received	0	0	N/A	91.8%	91.6%	91.4%
% of Patients satisfied with the time they had to wait for an appointment	0	0	N/A	88.1%	88.1%	87.7%

* This is based on patients treated on this contract for their most recent course of treatment. Figures in italics indicate the base number of FP17s or Patient Questionnaire responses are less than 100. N/A is shown where the base number of responses is less than 10 during the period. % is calculated as Quantity/Base number*100

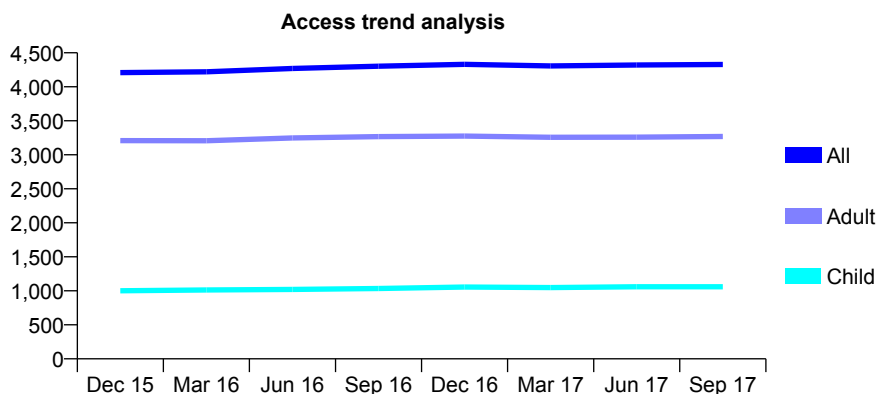
Q49 - Vital Signs At a Glance Contract Report for 784540/0001 - September 2017

Name or company name	JL and VA Gamon
Contract type name	GDS Contract
Purpose of contract	General and Orthodontic
Contract start date	12/04/2009
Contract end date	

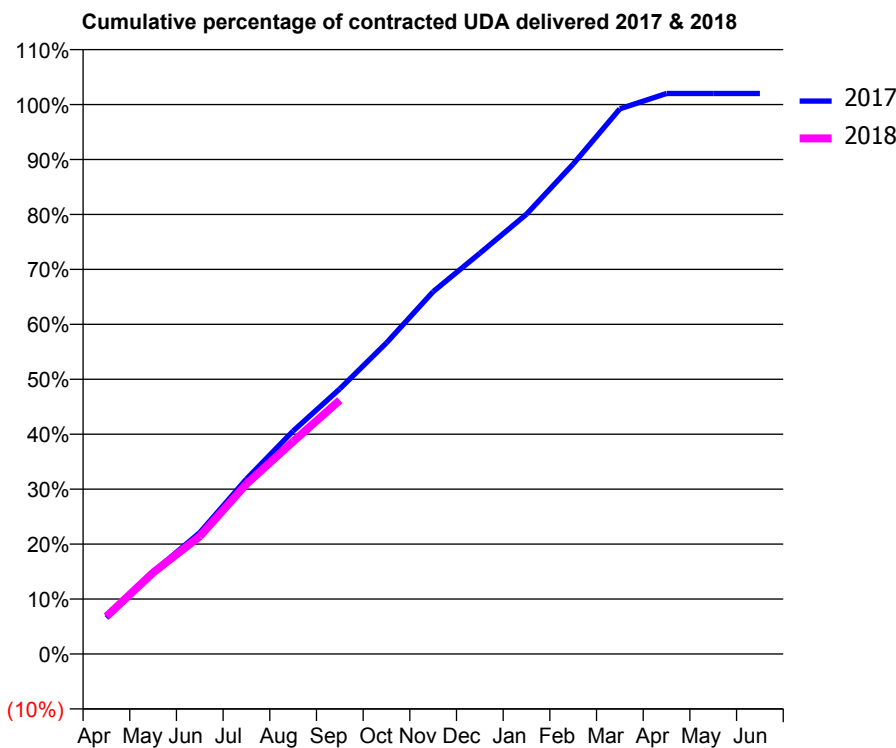
17/18 Contracted general activity (UDA)	13,247
Carry forward general activity (UDA)	-265
17/18 Contracted orthodontic activity (UOA)	375
Carry forward orthodontic activity (UOA)	0
Baseline contract value	£320,131.07

ACCESS*

Patients seen in 24 months	Total	Change since previous quarter
Quarter ending September 2016	4,302	
Quarter ending December 2016	4,330	→
Quarter ending March 2017	4,307	→
Quarter ending June 2017	4,320	→
Quarter ending September 2017	4,329	→
Variance since September 2016	0.6%	→



ACTIVITY



Month	Adjusted Scheduled Activity (UDA)	
	2017	2018
April	873	903
May	1,979	1,964
June	2,927	2,838
July	4,219	4,100
August	5,375	5,123
September	6,392	6,120
October	7,501	
November	8,737	
December	9,660	
January	10,604	
February	11,812	
March	13,144	
April	13,512	
May	13,512	
June	13,512	

QUALITY

	Quantity	Base Number	Contract	AT	Region	England
% of FP17s for the same patient ID Re-attending within 3 months - Children	64	775	8.3%	10.7%	12.8%	11.9%
% of FP17s for the same patient ID Re-attending within 3 months - Adults	253	1,982	12.8%	14.4%	16.5%	15.9%
% of FP17s for the same patient ID Re-attending between 3 & 9 months - Children	497	775	64.1%	57.8%	59.7%	58.1%
% of FP17s for the same patient ID Re-attending between 3 & 9 months - Adults	987	1,982	49.8%	52.8%	53.0%	50.6%
% of FP17s for Band 1 Urgent Courses	201	2,576	7.8%	8.2%	9.2%	9.1%
% of FP17s Relating to Free Repair or Replacements	21	2,576	0.8%	1.2%	1.0%	0.8%
% of FP17s Relating to Continuations	52	2,576	2.0%	1.4%	1.2%	1.1%
% of Patients satisfied with the dentistry they have received	9	9	N/A	91.8%	91.6%	91.4%
% of Patients satisfied with the time they had to wait for an appointment	8	9	N/A	88.1%	88.1%	87.7%

* This is based on patients treated on this contract for their most recent course of treatment. Figures in italics indicate the base number of FP17s or Patient Questionnaire responses are less than 100. N/A is shown where the base number of responses is less than 10 during the period. % is calculated as Quantity/Base number*100

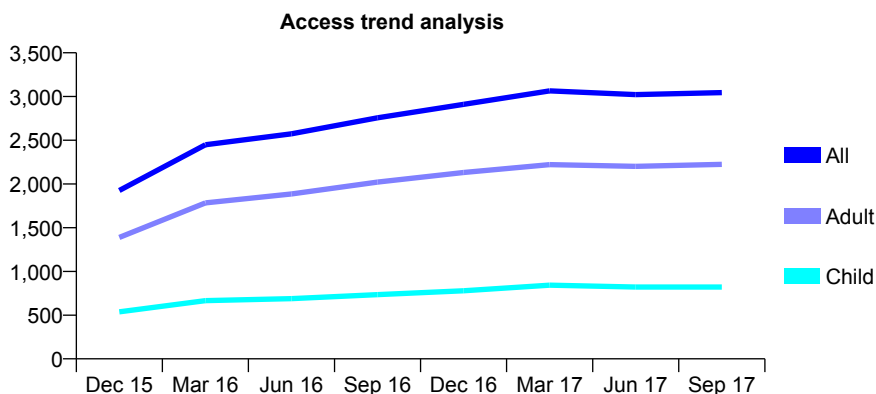
Q49 - Vital Signs At a Glance Contract Report for 789348/0001 - September 2017

Name or company name	MR B MOHRI
Contract type name	GDS Contract
Purpose of contract	General
Contract start date	01/01/2015
Contract end date	

17/18 Contracted general activity (UDA)	11,409
Carry forward general activity (UDA)	0
17/18 Contracted orthodontic activity (UOA)	0
Carry forward orthodontic activity (UOA)	0
Baseline contract value	£247,505.60

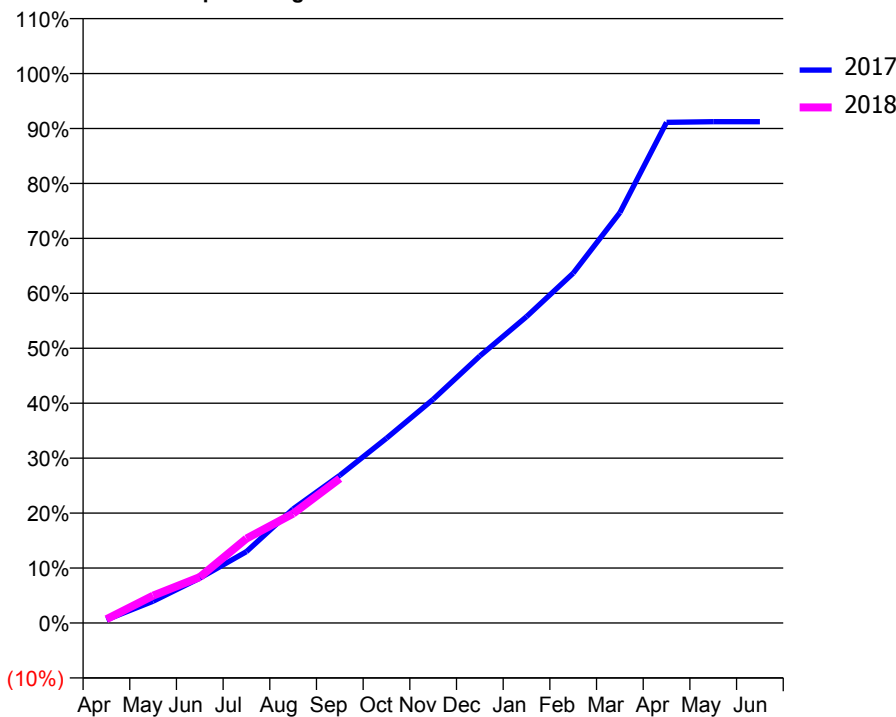
ACCESS*

Patients seen in 24 months	Total	Change since previous quarter
Quarter ending September 2016	2,756	
Quarter ending December 2016	2,910	↑
Quarter ending March 2017	3,065	↑
Quarter ending June 2017	3,022	↓
Quarter ending September 2017	3,045	→
Variance since September 2016	10.5%	↑



ACTIVITY

Cumulative percentage of contracted UDA delivered 2017 & 2018



Month	Adjusted Scheduled Activity (UDA)	
	2017	2018
April	68	80
May	454	570
June	933	953
July	1,482	1,755
August	2,368	2,272
September	3,066	2,999
October	3,837	
November	4,645	
December	5,544	
January	6,360	
February	7,263	
March	8,521	
April	10,396	
May	10,409	
June	10,409	

QUALITY

	Quantity	Base Number	Contract	AT	Region	England
% of FP17s for the same patient ID Re-attending within 3 months - Children	28	464	6.0%	10.7%	12.8%	11.9%
% of FP17s for the same patient ID Re-attending within 3 months - Adults	189	1,258	15.0%	14.4%	16.5%	15.9%
% of FP17s for the same patient ID Re-attending between 3 & 9 months - Children	219	464	47.2%	57.8%	59.7%	58.1%
% of FP17s for the same patient ID Re-attending between 3 & 9 months - Adults	503	1,258	40.0%	52.8%	53.0%	50.6%
% of FP17s for Band 1 Urgent Courses	108	1,260	8.6%	8.2%	9.2%	9.1%
% of FP17s Relating to Free Repair or Replacements	2	1,260	0.2%	1.2%	1.0%	0.8%
% of FP17s Relating to Continuations	42	1,260	3.3%	1.4%	1.2%	1.1%
% of Patients satisfied with the dentistry they have received	4	5	N/A	91.8%	91.6%	91.4%
% of Patients satisfied with the time they had to wait for an appointment	5	5	N/A	88.1%	88.1%	87.7%

* This is based on patients treated on this contract for their most recent course of treatment. Figures in italics indicate the base number of FP17s or Patient Questionnaire responses are less than 100. N/A is shown where the base number of responses is less than 10 during the period. % is calculated as Quantity/Base number*100

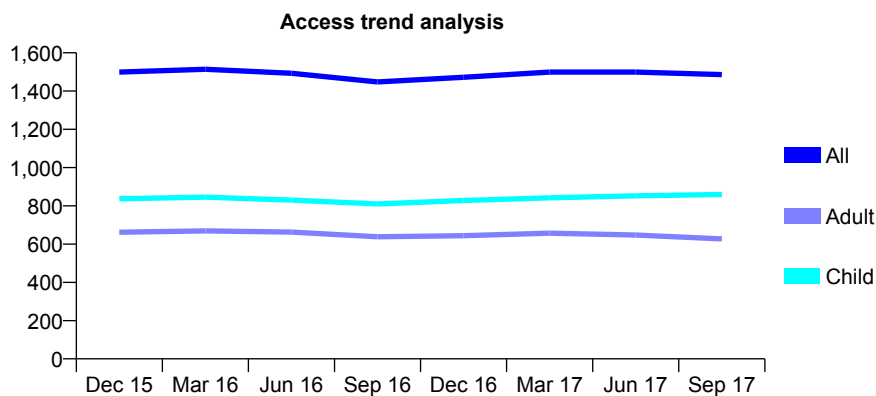
Q49 - Vital Signs At a Glance Contract Report for 804991/0001 - September 2017

Name or company name	Kingston Park Dental Practice
Contract type name	GDS Contract
Purpose of contract	General
Contract start date	01/04/2006
Contract end date	

17/18 Contracted general activity (UDA)	3,405
Carry forward general activity (UDA)	-68
17/18 Contracted orthodontic activity (UOA)	0
Carry forward orthodontic activity (UOA)	0
Baseline contract value	£80,153.14

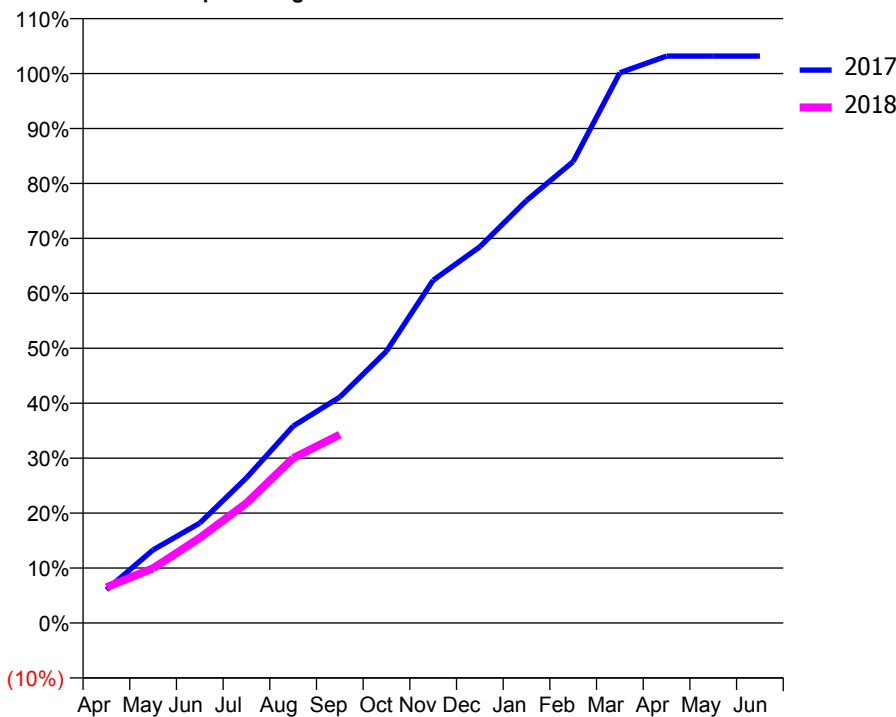
ACCESS*

Patients seen in 24 months	Total	Change since previous quarter
Quarter ending September 2016	1,448	
Quarter ending December 2016	1,472	→
Quarter ending March 2017	1,499	→
Quarter ending June 2017	1,499	→
Quarter ending September 2017	1,486	→
Variance since September 2016	2.6%	↑



ACTIVITY

Cumulative percentage of contracted UDA delivered 2017 & 2018



Month	Adjusted Scheduled Activity (UDA)	
	2017	2018
April	206	222
May	453	339
June	619	527
July	900	743
August	1,220	1,022
September	1,400	1,167
October	1,684	
November	2,124	
December	2,331	
January	2,618	
February	2,860	
March	3,410	
April	3,513	
May	3,513	
June	3,513	

QUALITY

	Quantity	Base Number	Contract	AT	Region	England
% of FP17s for the same patient ID Re-attending within 3 months - Children	22	540	4.1%	10.7%	12.8%	11.9%
% of FP17s for the same patient ID Re-attending within 3 months - Adults	27	266	10.2%	14.4%	16.5%	15.9%
% of FP17s for the same patient ID Re-attending between 3 & 9 months - Children	304	540	56.3%	57.8%	59.7%	58.1%
% of FP17s for the same patient ID Re-attending between 3 & 9 months - Adults	140	266	52.6%	52.8%	53.0%	50.6%
% of FP17s for Band 1 Urgent Courses	12	744	1.6%	8.2%	9.2%	9.1%
% of FP17s Relating to Free Repair or Replacements	1	744	0.1%	1.2%	1.0%	0.8%
% of FP17s Relating to Continuations	3	744	0.4%	1.4%	1.2%	1.1%
% of Patients satisfied with the dentistry they have received	5	5	N/A	91.8%	91.6%	91.4%
% of Patients satisfied with the time they had to wait for an appointment	4	5	N/A	88.1%	88.1%	87.7%

* This is based on patients treated on this contract for their most recent course of treatment. Figures in italics indicate the base number of FP17s or Patient Questionnaire responses are less than 100. N/A is shown where the base number of responses is less than 10 during the period. % is calculated as Quantity/Base number*100

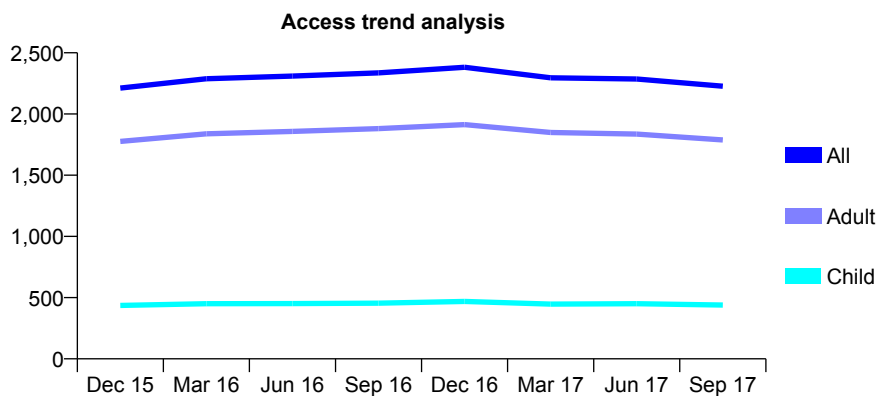
Q49 - Vital Signs At a Glance Contract Report for 808172/0001 - September 2017

Name or company name	Mrs F Buchanan & Mrs Simi Kothiwala
Contract type name	GDS Contract
Purpose of contract	General and Orthodontic
Contract start date	01/04/2006
Contract end date	

17/18 Contracted general activity (UDA)	5,697
Carry forward general activity (UDA)	-107
17/18 Contracted orthodontic activity (UOA)	0
Carry forward orthodontic activity (UOA)	0
Baseline contract value	£166,837.61

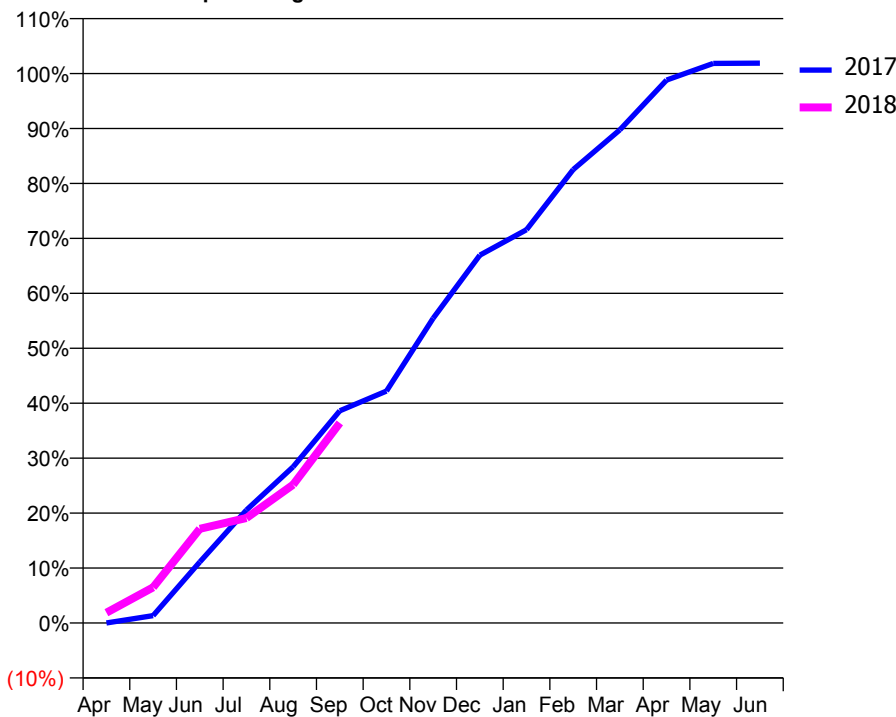
ACCESS*

Patients seen in 24 months	Total	Change since previous quarter
Quarter ending September 2016	2,336	
Quarter ending December 2016	2,382	→
Quarter ending March 2017	2,296	↓
Quarter ending June 2017	2,286	→
Quarter ending September 2017	2,227	↓
Variance since September 2016	(4.7%)	↓



ACTIVITY

Cumulative percentage of contracted UDA delivered 2017 & 2018



Month	Adjusted Scheduled Activity (UDA)	
	2017	2018
April	0	107
May	77	369
June	633	976
July	1,171	1,089
August	1,620	1,434
September	2,200	2,074
October	2,405	
November	3,160	
December	3,814	
January	4,077	
February	4,701	
March	5,113	
April	5,629	
May	5,801	
June	5,804	

QUALITY

	Quantity	Base Number	Contract	AT	Region	England
% of FP17s for the same patient ID Re-attending within 3 months - Children	53	376	14.1%	10.7%	12.8%	11.9%
% of FP17s for the same patient ID Re-attending within 3 months - Adults	93	1,055	8.8%	14.4%	16.5%	15.9%
% of FP17s for the same patient ID Re-attending between 3 & 9 months - Children	214	376	56.9%	57.8%	59.7%	58.1%
% of FP17s for the same patient ID Re-attending between 3 & 9 months - Adults	628	1,055	59.5%	52.8%	53.0%	50.6%
% of FP17s for Band 1 Urgent Courses	6	1,110	0.5%	8.2%	9.2%	9.1%
% of FP17s Relating to Free Repair or Replacements	6	1,110	0.5%	1.2%	1.0%	0.8%
% of FP17s Relating to Continuations	3	1,110	0.3%	1.4%	1.2%	1.1%
% of Patients satisfied with the dentistry they have received	4	4	N/A	91.8%	91.6%	91.4%
% of Patients satisfied with the time they had to wait for an appointment	4	4	N/A	88.1%	88.1%	87.7%

* This is based on patients treated on this contract for their most recent course of treatment. Figures in italics indicate the base number of FP17s or Patient Questionnaire responses are less than 100. N/A is shown where the base number of responses is less than 10 during the period. % is calculated as Quantity/Base number*100

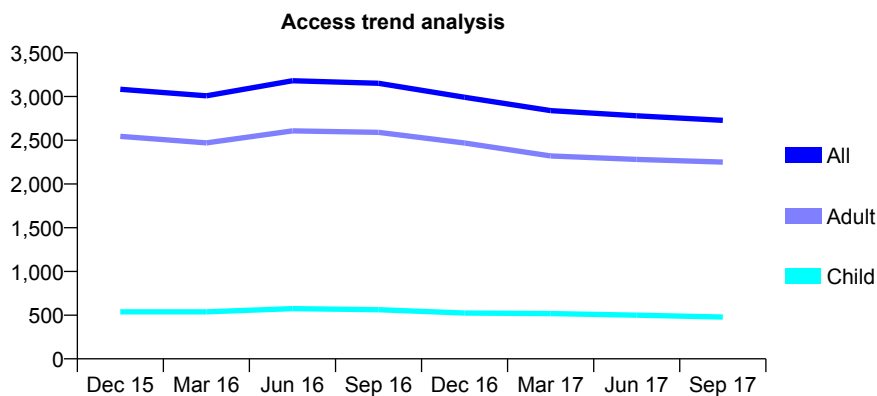
Q49 - Vital Signs At a Glance Contract Report for 813257/0001 - September 2017

Name or company name	The Berwick Dental Practice Partnership
Contract type name	GDS Contract
Purpose of contract	General
Contract start date	01/04/2006
Contract end date	

17/18 Contracted general activity (UDA)	10,736
Carry forward general activity (UDA)	0
17/18 Contracted orthodontic activity (UOA)	0
Carry forward orthodontic activity (UOA)	0
Baseline contract value	£275,691.21

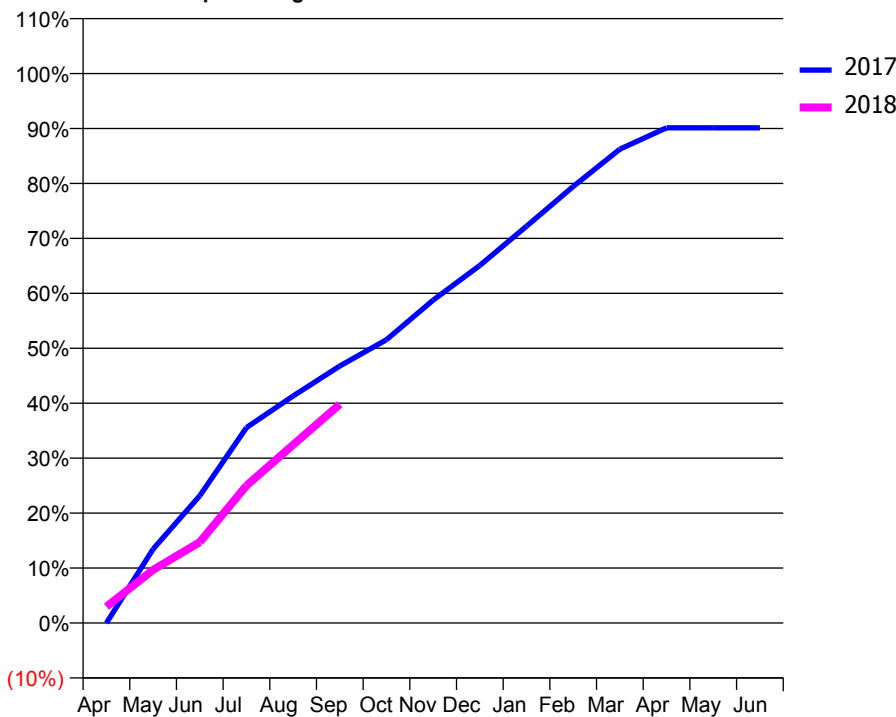
ACCESS*

Patients seen in 24 months	Total	Change since previous quarter
Quarter ending September 2016	3,152	
Quarter ending December 2016	2,992	↓
Quarter ending March 2017	2,839	↓
Quarter ending June 2017	2,780	↓
Quarter ending September 2017	2,728	↓
Variance since September 2016	(13.5%)	↓



ACTIVITY

Cumulative percentage of contracted UDA delivered 2017 & 2018



Adjusted Scheduled Activity (UDA)

Month	2017	2018
April	0	319
May	1,444	1,038
June	2,487	1,581
July	3,818	2,684
August	4,435	3,482
September	5,022	4,275
October	5,536	
November	6,310	
December	6,985	
January	7,753	
February	8,528	
March	9,259	
April	9,675	
May	9,675	
June	9,675	

QUALITY

	Quantity	Base Number	Contract	AT	Region	England
% of FP17s for the same patient ID Re-attending within 3 months - Children	25	350	7.1%	10.7%	12.8%	11.9%
% of FP17s for the same patient ID Re-attending within 3 months - Adults	280	1,762	15.9%	14.4%	16.5%	15.9%
% of FP17s for the same patient ID Re-attending between 3 & 9 months - Children	222	350	63.4%	57.8%	59.7%	58.1%
% of FP17s for the same patient ID Re-attending between 3 & 9 months - Adults	1,101	1,762	62.5%	52.8%	53.0%	50.6%
% of FP17s for Band 1 Urgent Courses	117	1,929	6.1%	8.2%	9.2%	9.1%
% of FP17s Relating to Free Repair or Replacements	28	1,929	1.5%	1.2%	1.0%	0.8%
% of FP17s Relating to Continuations	37	1,929	1.9%	1.4%	1.2%	1.1%
% of Patients satisfied with the dentistry they have received	7	8	N/A	91.8%	91.6%	91.4%
% of Patients satisfied with the time they had to wait for an appointment	7	8	N/A	88.1%	88.1%	87.7%

* This is based on patients treated on this contract for their most recent course of treatment. Figures in italics indicate the base number of FP17s or Patient Questionnaire responses are less than 100. N/A is shown where the base number of responses is less than 10 during the period. % is calculated as Quantity/Base number*100

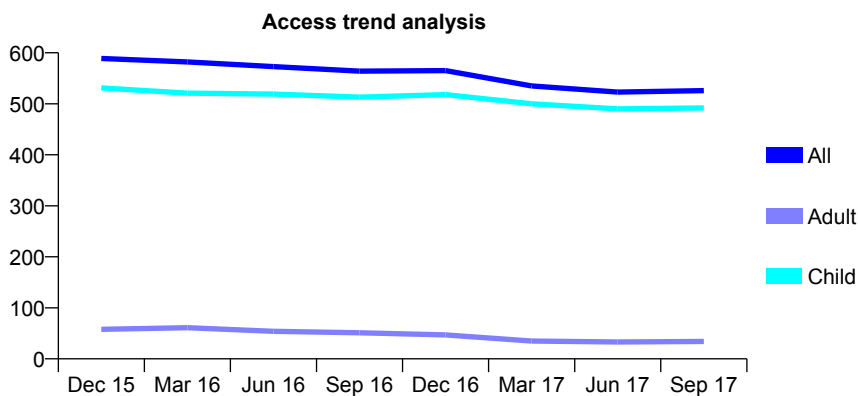
Q49 - Vital Signs At a Glance Contract Report for 814016/0001 - September 2017

Name or company name	MR JW LEIGH
Contract type name	GDS Contract
Purpose of contract	General
Contract start date	01/04/2006
Contract end date	

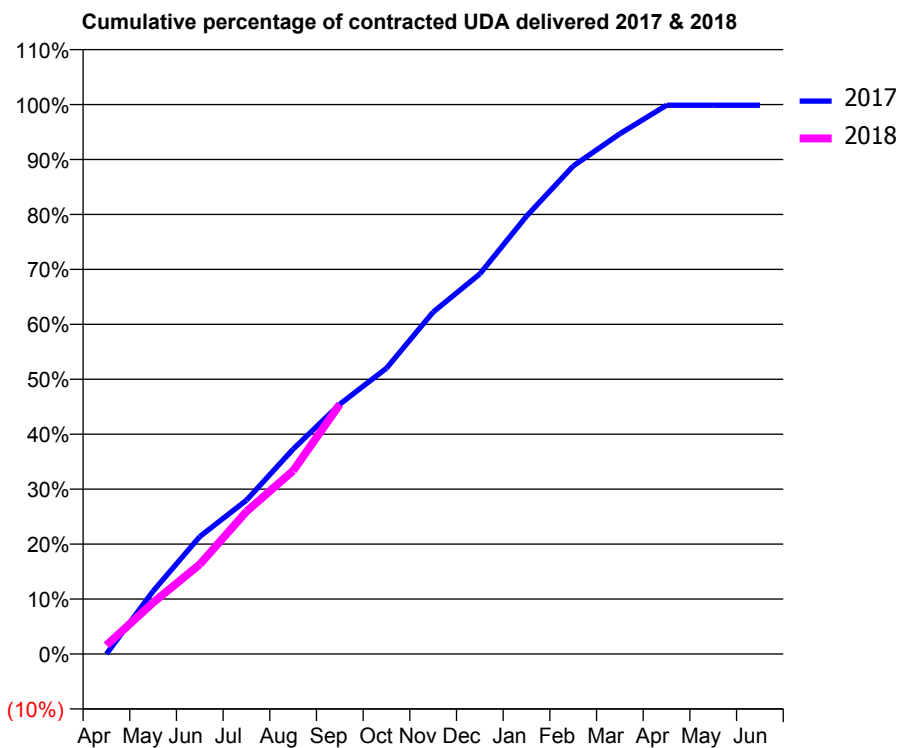
17/18 Contracted general activity (UDA)	1,250
Carry forward general activity (UDA)	2
17/18 Contracted orthodontic activity (UOA)	0
Carry forward orthodontic activity (UOA)	0
Baseline contract value	£30,356.83

ACCESS*

Patients seen in 24 months	Total	Change since previous quarter
Quarter ending September 2016	564	
Quarter ending December 2016	565	→
Quarter ending March 2017	535	↓
Quarter ending June 2017	523	↓
Quarter ending September 2017	526	→
Variance since September 2016	(6.7%)	↓



ACTIVITY



Month	Adjusted Scheduled Activity (UDA)	
	2017	2018
April	0	20
May	143	117
June	267	204
July	350	324
August	466	417
September	568	568
October	650	
November	778	
December	865	
January	996	
February	1,110	
March	1,183	
April	1,248	
May	1,248	
June	1,248	

QUALITY

	Quantity	Base Number	Contract	AT	Region	England
% of FP17s for the same patient ID Re-attending within 3 months - Children	23	411	5.6%	10.7%	12.8%	11.9%
% of FP17s for the same patient ID Re-attending within 3 months - Adults	0	0	N/A	14.4%	16.5%	15.9%
% of FP17s for the same patient ID Re-attending between 3 & 9 months - Children	298	411	72.5%	57.8%	59.7%	58.1%
% of FP17s for the same patient ID Re-attending between 3 & 9 months - Adults	0	0	N/A	52.8%	53.0%	50.6%
% of FP17s for Band 1 Urgent Courses	0	378	0.0%	8.2%	9.2%	9.1%
% of FP17s Relating to Free Repair or Replacements	0	378	0.0%	1.2%	1.0%	0.8%
% of FP17s Relating to Continuations	0	378	0.0%	1.4%	1.2%	1.1%
% of Patients satisfied with the dentistry they have received	1	1	N/A	91.8%	91.6%	91.4%
% of Patients satisfied with the time they had to wait for an appointment	1	1	N/A	88.1%	88.1%	87.7%

* This is based on patients treated on this contract for their most recent course of treatment. Figures in italics indicate the base number of FP17s or Patient Questionnaire responses are less than 100. N/A is shown where the base number of responses is less than 10 during the period. % is calculated as Quantity/Base number*100

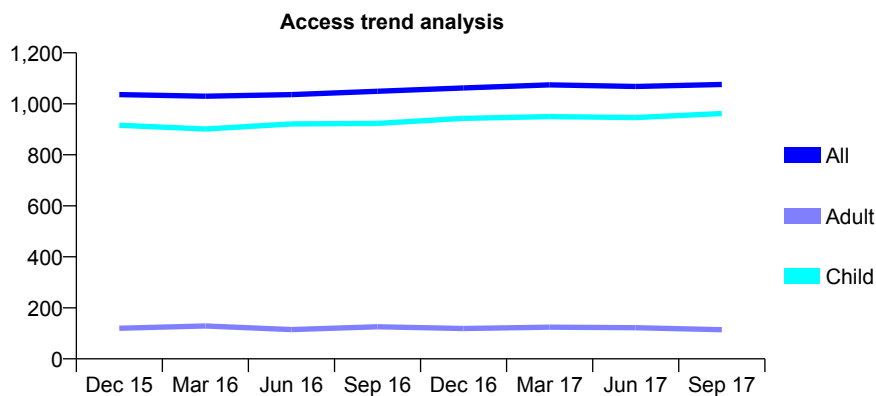
Q49 - Vital Signs At a Glance Contract Report for 817201/0001 - September 2017

Name or company name	MR JB LEWIS
Contract type name	GDS Contract
Purpose of contract	General
Contract start date	01/04/2011
Contract end date	

17/18 Contracted general activity (UDA)	2,408
Carry forward general activity (UDA)	-27
17/18 Contracted orthodontic activity (UOA)	0
Carry forward orthodontic activity (UOA)	0
Baseline contract value	£58,301.77

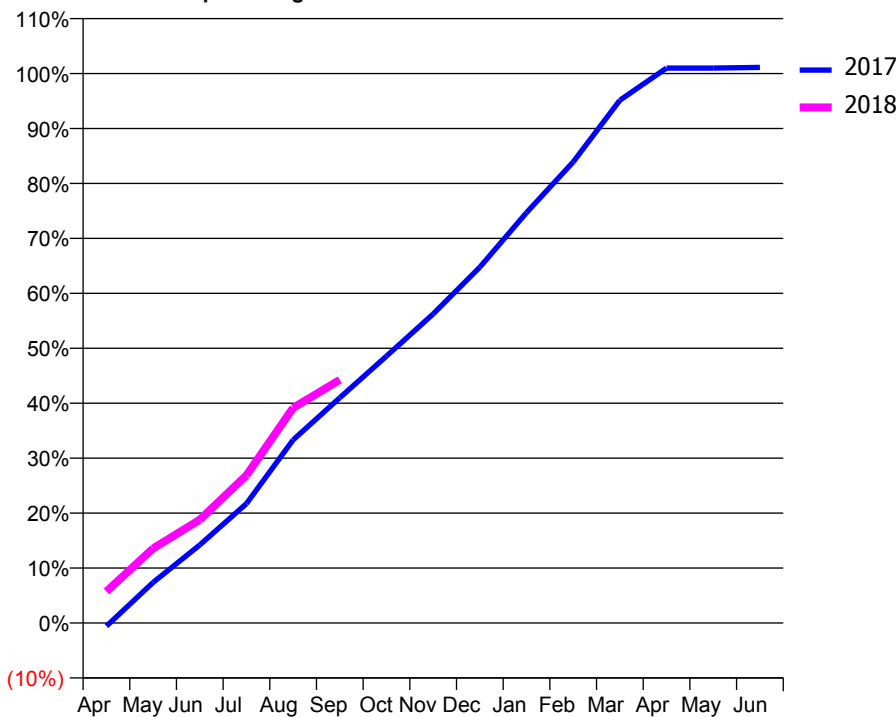
ACCESS*

Patients seen in 24 months	Total	Change since previous quarter
Quarter ending September 2016	1,049	
Quarter ending December 2016	1,062	→
Quarter ending March 2017	1,074	→
Quarter ending June 2017	1,068	→
Quarter ending September 2017	1,076	→
Variance since September 2016	2.6%	↑



ACTIVITY

Cumulative percentage of contracted UDA delivered 2017 & 2018



Month	Adjusted Scheduled Activity (UDA)	
	2017	2018
April	-15	138
May	178	327
June	342	453
July	523	647
August	803	943
September	987	1,065
October	1,170	
November	1,354	
December	1,559	
January	1,798	
February	2,020	
March	2,291	
April	2,432	
May	2,432	
June	2,435	

QUALITY

	Quantity	Base Number	Contract	AT	Region	England
% of FP17s for the same patient ID Re-attending within 3 months - Children	92	830	11.1%	10.7%	12.8%	11.9%
% of FP17s for the same patient ID Re-attending within 3 months - Adults	0	0	N/A	14.4%	16.5%	15.9%
% of FP17s for the same patient ID Re-attending between 3 & 9 months - Children	572	830	68.9%	57.8%	59.7%	58.1%
% of FP17s for the same patient ID Re-attending between 3 & 9 months - Adults	0	0	N/A	52.8%	53.0%	50.6%
% of FP17s for Band 1 Urgent Courses	37	741	5.0%	8.2%	9.2%	9.1%
% of FP17s Relating to Free Repair or Replacements	0	741	0.0%	1.2%	1.0%	0.8%
% of FP17s Relating to Continuations	0	741	0.0%	1.4%	1.2%	1.1%
% of Patients satisfied with the dentistry they have received	1	1	N/A	91.8%	91.6%	91.4%
% of Patients satisfied with the time they had to wait for an appointment	1	1	N/A	88.1%	88.1%	87.7%

* This is based on patients treated on this contract for their most recent course of treatment. Figures in italics indicate the base number of FP17s or Patient Questionnaire responses are less than 100. N/A is shown where the base number of responses is less than 10 during the period. % is calculated as Quantity/Base number*100

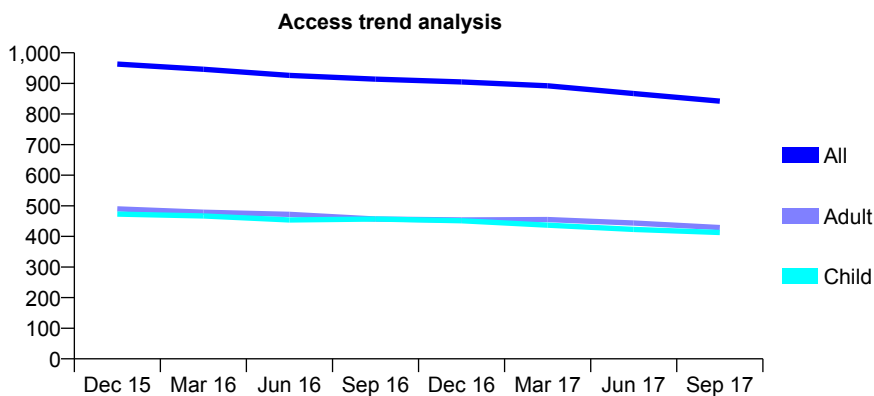
Q49 - Vital Signs At a Glance Contract Report for 819042/0001 - September 2017

Name or company name	Mr D W Thomas
Contract type name	GDS Contract
Purpose of contract	General
Contract start date	01/04/2006
Contract end date	

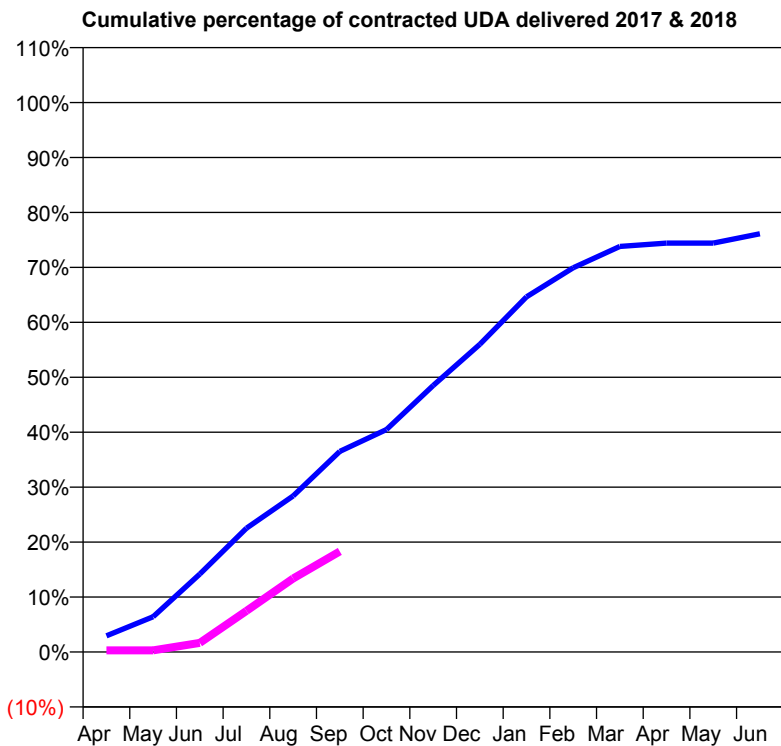
17/18 Contracted general activity (UDA)	3,200
Carry forward general activity (UDA)	0
17/18 Contracted orthodontic activity (UOA)	0
Carry forward orthodontic activity (UOA)	0
Baseline contract value	£87,499.88

ACCESS*

Patients seen in 24 months	Total	Change since previous quarter
Quarter ending September 2016	914	
Quarter ending December 2016	905	→
Quarter ending March 2017	892	↓
Quarter ending June 2017	867	↓
Quarter ending September 2017	842	↓
Variance since September 2016	(7.9%)	↓



ACTIVITY



Adjusted Scheduled Activity (UDA)		
Month	2017	2018
April	94	10
May	205	10
June	454	53
July	721	239
August	909	428
September	1,168	586
October	1,296	
November	1,552	
December	1,792	
January	2,069	
February	2,238	
March	2,362	
April	2,382	
May	2,382	
June	2,436	

QUALITY

	Quantity	Base Number	Contract	AT	Region	England
% of FP17s for the same patient ID Re-attending within 3 months - Children	15	223	6.7%	10.7%	12.8%	11.9%
% of FP17s for the same patient ID Re-attending within 3 months - Adults	27	236	11.4%	14.4%	16.5%	15.9%
% of FP17s for the same patient ID Re-attending between 3 & 9 months - Children	157	223	70.4%	57.8%	59.7%	58.1%
% of FP17s for the same patient ID Re-attending between 3 & 9 months - Adults	158	236	66.9%	52.8%	53.0%	50.6%
% of FP17s for Band 1 Urgent Courses	14	388	3.6%	8.2%	9.2%	9.1%
% of FP17s Relating to Free Repair or Replacements	0	388	0.0%	1.2%	1.0%	0.8%
% of FP17s Relating to Continuations	6	388	1.5%	1.4%	1.2%	1.1%
% of Patients satisfied with the dentistry they have received	2	2	N/A	91.8%	91.6%	91.4%
% of Patients satisfied with the time they had to wait for an appointment	2	2	N/A	88.1%	88.1%	87.7%

* This is based on patients treated on this contract for their most recent course of treatment. Figures in italics indicate the base number of FP17s or Patient Questionnaire responses are less than 100. N/A is shown where the base number of responses is less than 10 during the period. % is calculated as Quantity/Base number*100

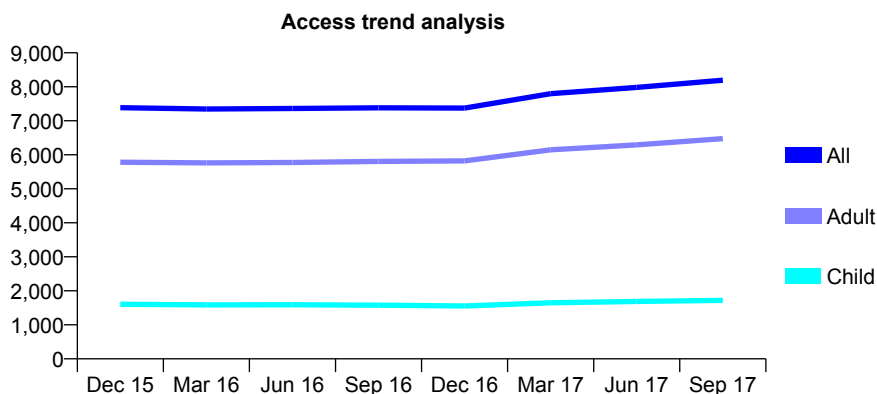
Q49 - Vital Signs At a Glance Contract Report for 819786/0001 - September 2017

Name or company name	MR CA TURNER
Contract type name	GDS Contract
Purpose of contract	General
Contract start date	01/10/2013
Contract end date	

17/18 Contracted general activity (UDA)	22,621
Carry forward general activity (UDA)	0
17/18 Contracted orthodontic activity (UOA)	0
Carry forward orthodontic activity (UOA)	0
Baseline contract value	£837,891.40

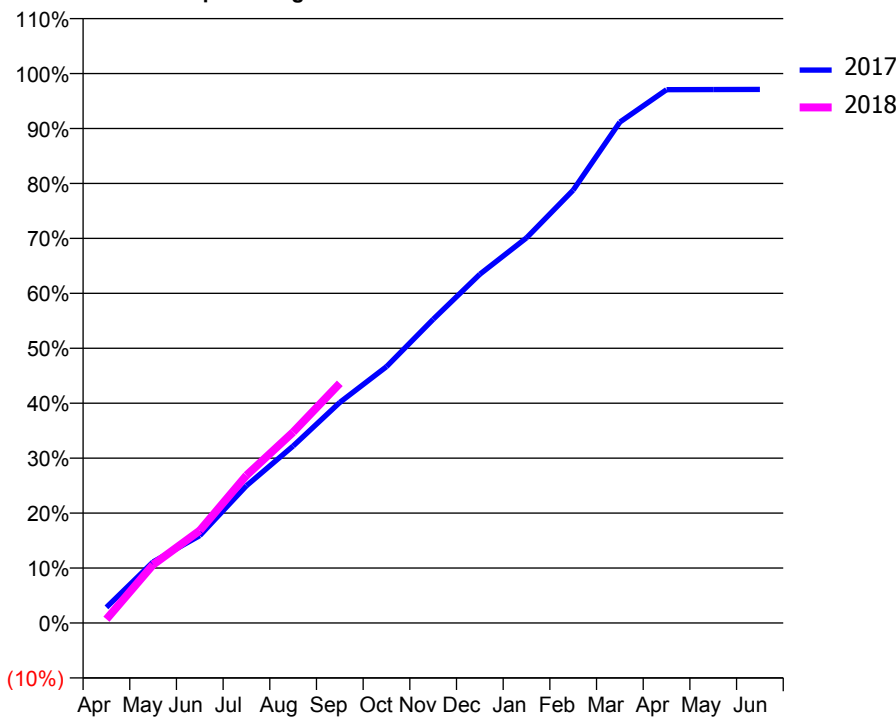
ACCESS*

Patients seen in 24 months	Total	Change since previous quarter
Quarter ending September 2016	7,381	
Quarter ending December 2016	7,376	→
Quarter ending March 2017	7,799	↑
Quarter ending June 2017	7,983	↑
Quarter ending September 2017	8,196	↑
Variance since September 2016	11.0%	↑



ACTIVITY

Cumulative percentage of contracted UDA delivered 2017 & 2018



Month	Adjusted Scheduled Activity (UDA)	
	2017	2018
April	646	158
May	2,519	2,401
June	3,598	3,809
July	5,651	6,081
August	7,288	7,856
September	9,080	9,869
October	10,551	
November	12,503	
December	14,356	
January	15,854	
February	17,820	
March	20,620	
April	21,954	
May	21,963	
June	21,963	

QUALITY

	Quantity	Base Number	Contract	AT	Region	England
% of FP17s for the same patient ID Re-attending within 3 months - Children	95	1,442	6.6%	10.7%	12.8%	11.9%
% of FP17s for the same patient ID Re-attending within 3 months - Adults	560	4,147	13.5%	14.4%	16.5%	15.9%
% of FP17s for the same patient ID Re-attending between 3 & 9 months - Children	939	1,442	65.1%	57.8%	59.7%	58.1%
% of FP17s for the same patient ID Re-attending between 3 & 9 months - Adults	1,505	4,147	36.3%	52.8%	53.0%	50.6%
% of FP17s for Band 1 Urgent Courses	492	4,990	9.9%	8.2%	9.2%	9.1%
% of FP17s Relating to Free Repair or Replacements	142	4,990	2.8%	1.2%	1.0%	0.8%
% of FP17s Relating to Continuations	59	4,990	1.2%	1.4%	1.2%	1.1%
% of Patients satisfied with the dentistry they have received	20	20	100.0%	91.8%	91.6%	91.4%
% of Patients satisfied with the time they had to wait for an appointment	20	20	100.0%	88.1%	88.1%	87.7%

* This is based on patients treated on this contract for their most recent course of treatment. Figures in italics indicate the base number of FP17s or Patient Questionnaire responses are less than 100. N/A is shown where the base number of responses is less than 10 during the period. % is calculated as Quantity/Base number*100

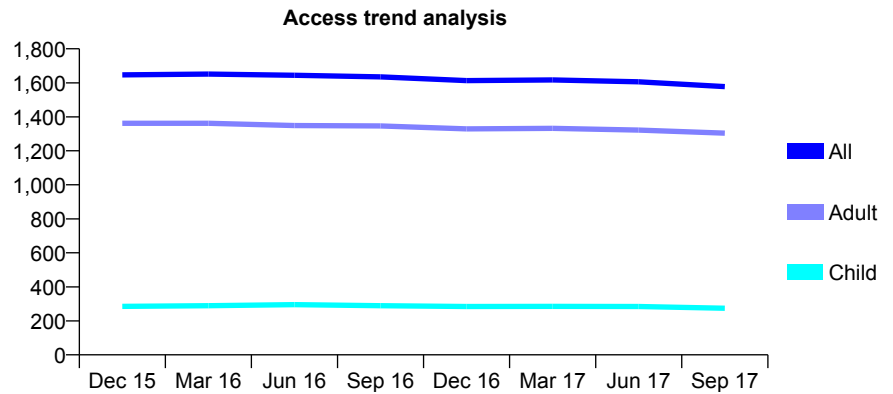
Q49 - Vital Signs At a Glance Contract Report for 826324/0002 - September 2017

Name or company name	MR B SWIFT
Contract type name	GDS Contract
Purpose of contract	General
Contract start date	06/04/2013
Contract end date	

17/18 Contracted general activity (UDA)	6,000
Carry forward general activity (UDA)	0
17/18 Contracted orthodontic activity (UOA)	0
Carry forward orthodontic activity (UOA)	0
Baseline contract value	£140,385.90

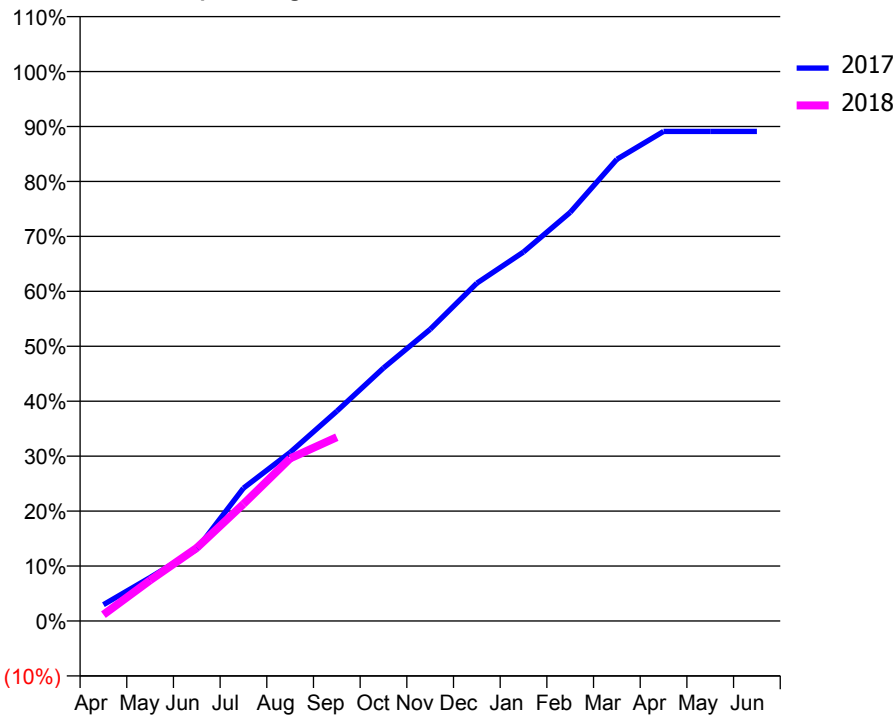
ACCESS*

Patients seen in 24 months	Total	Change since previous quarter
Quarter ending September 2016	1,635	
Quarter ending December 2016	1,613	↓
Quarter ending March 2017	1,617	→
Quarter ending June 2017	1,606	→
Quarter ending September 2017	1,578	↓
Variance since September 2016	(3.5%)	↓



ACTIVITY

Cumulative percentage of contracted UDA delivered 2017 & 2018



Month	Adjusted Scheduled Activity (UDA)	
	2017	2018
April	178	69
May	475	444
June	784	799
July	1,451	1,277
August	1,841	1,776
September	2,292	2,007
October	2,763	
November	3,185	
December	3,689	
January	4,029	
February	4,462	
March	5,042	
April	5,346	
May	5,346	
June	5,346	

QUALITY

	Quantity	Base Number	Contract	AT	Region	England
% of FP17s for the same patient ID Re-attending within 3 months - Children	14	192	7.3%	10.7%	12.8%	11.9%
% of FP17s for the same patient ID Re-attending within 3 months - Adults	183	1,028	17.8%	14.4%	16.5%	15.9%
% of FP17s for the same patient ID Re-attending between 3 & 9 months - Children	116	192	60.4%	57.8%	59.7%	58.1%
% of FP17s for the same patient ID Re-attending between 3 & 9 months - Adults	686	1,028	66.7%	52.8%	53.0%	50.6%
% of FP17s for Band 1 Urgent Courses	119	1,101	10.8%	8.2%	9.2%	9.1%
% of FP17s Relating to Free Repair or Replacements	11	1,101	1.0%	1.2%	1.0%	0.8%
% of FP17s Relating to Continuations	8	1,101	0.7%	1.4%	1.2%	1.1%
% of Patients satisfied with the dentistry they have received	6	6	N/A	91.8%	91.6%	91.4%
% of Patients satisfied with the time they had to wait for an appointment	6	6	N/A	88.1%	88.1%	87.7%

* This is based on patients treated on this contract for their most recent course of treatment. Figures in italics indicate the base number of FP17s or Patient Questionnaire responses are less than 100. N/A is shown where the base number of responses is less than 10 during the period. % is calculated as Quantity/Base number*100

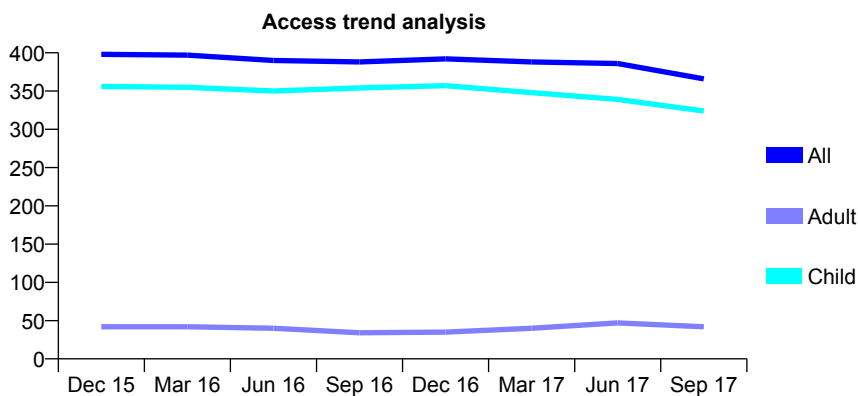
Q49 - Vital Signs At a Glance Contract Report for 826693/0001 - September 2017

Name or company name	MR JR MCHUGH
Contract type name	GDS Contract
Purpose of contract	General
Contract start date	01/04/2006
Contract end date	

17/18 Contracted general activity (UDA)	750
Carry forward general activity (UDA)	0
17/18 Contracted orthodontic activity (UOA)	0
Carry forward orthodontic activity (UOA)	0
Baseline contract value	£17,935.40

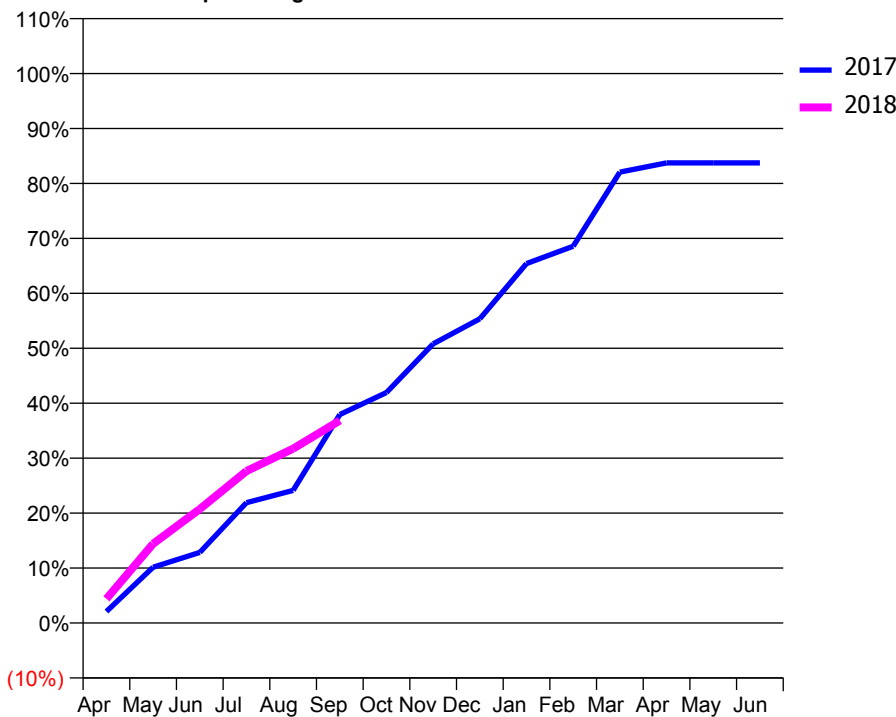
ACCESS*

Patients seen in 24 months	Total	Change since previous quarter
Quarter ending September 2016	388	
Quarter ending December 2016	392	→
Quarter ending March 2017	388	↓
Quarter ending June 2017	386	→
Quarter ending September 2017	366	↓
Variance since September 2016	(5.7%)	↓



ACTIVITY

Cumulative percentage of contracted UDA delivered 2017 & 2018



Adjusted Scheduled Activity (UDA)

Month	2017	2018
April	19	33
May	91	108
June	116	156
July	197	207
August	217	238
September	341	276
October	377	
November	457	
December	498	
January	589	
February	617	
March	739	
April	754	
May	754	
June	754	

QUALITY

	Quantity	Base Number	Contract	AT	Region	England
% of FP17s for the same patient ID Re-attending within 3 months - Children	17	219	7.8%	10.7%	12.8%	11.9%
% of FP17s for the same patient ID Re-attending within 3 months - Adults	0	0	N/A	14.4%	16.5%	15.9%
% of FP17s for the same patient ID Re-attending between 3 & 9 months - Children	131	219	59.8%	57.8%	59.7%	58.1%
% of FP17s for the same patient ID Re-attending between 3 & 9 months - Adults	0	0	N/A	52.8%	53.0%	50.6%
% of FP17s for Band 1 Urgent Courses	12	206	5.8%	8.2%	9.2%	9.1%
% of FP17s Relating to Free Repair or Replacements	0	206	0.0%	1.2%	1.0%	0.8%
% of FP17s Relating to Continuations	0	206	0.0%	1.4%	1.2%	1.1%
% of Patients satisfied with the dentistry they have received	1	1	N/A	91.8%	91.6%	91.4%
% of Patients satisfied with the time they had to wait for an appointment	1	1	N/A	88.1%	88.1%	87.7%

* This is based on patients treated on this contract for their most recent course of treatment. Figures in italics indicate the base number of FP17s or Patient Questionnaire responses are less than 100. N/A is shown where the base number of responses is less than 10 during the period. % is calculated as Quantity/Base number*100

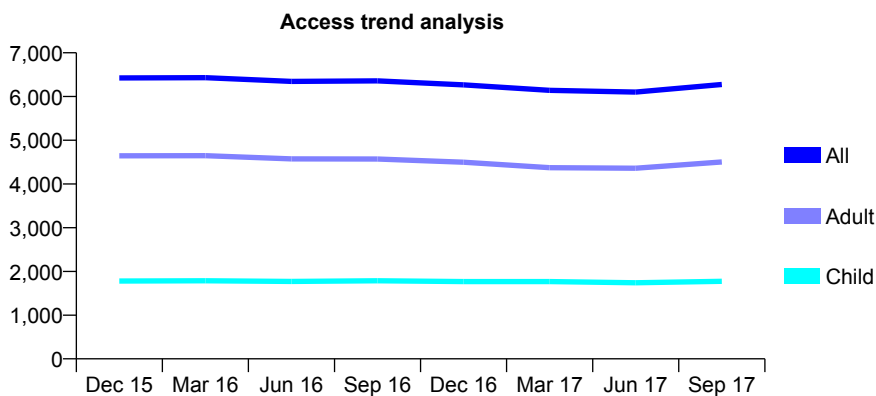
Q49 - Vital Signs At a Glance Contract Report for 829390/0001 - September 2017

Name or company name	MR DA CUNNINGHAM
Contract type name	GDS Contract
Purpose of contract	General
Contract start date	01/04/2006
Contract end date	

17/18 Contracted general activity (UDA)	18,500
Carry forward general activity (UDA)	0
17/18 Contracted orthodontic activity (UOA)	0
Carry forward orthodontic activity (UOA)	0
Baseline contract value	£413,079.20

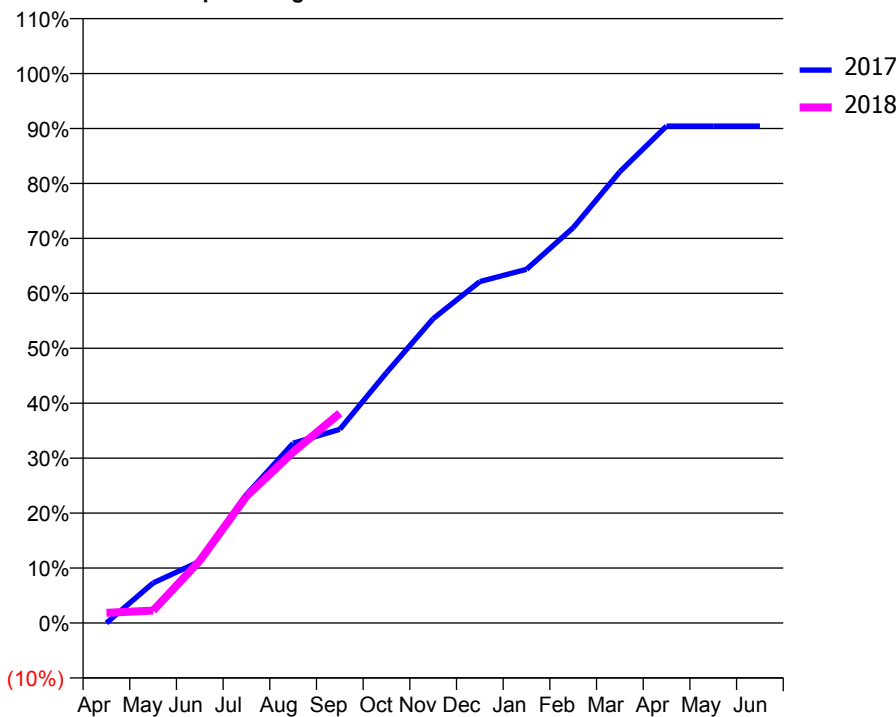
ACCESS*

Patients seen in 24 months	Total	Change since previous quarter
Quarter ending September 2016	6,357	
Quarter ending December 2016	6,265	↓
Quarter ending March 2017	6,141	↓
Quarter ending June 2017	6,101	→
Quarter ending September 2017	6,275	↑
Variance since September 2016	(1.3%)	↓



ACTIVITY

Cumulative percentage of contracted UDA delivered 2017 & 2018



Month	Adjusted Scheduled Activity (UDA)	
	2017	2018
April	0	344
May	1,351	419
June	2,075	2,101
July	4,324	4,266
August	6,055	5,757
September	6,520	7,065
October	8,430	
November	10,245	
December	11,495	
January	11,908	
February	13,308	
March	15,193	
April	16,731	
May	16,731	
June	16,731	

QUALITY

	Quantity	Base Number	Contract	AT	Region	England
% of FP17s for the same patient ID Re-attending within 3 months - Children	103	1,428	7.2%	10.7%	12.8%	11.9%
% of FP17s for the same patient ID Re-attending within 3 months - Adults	442	3,595	12.3%	14.4%	16.5%	15.9%
% of FP17s for the same patient ID Re-attending between 3 & 9 months - Children	903	1,428	63.2%	57.8%	59.7%	58.1%
% of FP17s for the same patient ID Re-attending between 3 & 9 months - Adults	2,339	3,595	65.1%	52.8%	53.0%	50.6%
% of FP17s for Band 1 Urgent Courses	291	4,175	7.0%	8.2%	9.2%	9.1%
% of FP17s Relating to Free Repair or Replacements	24	4,175	0.6%	1.2%	1.0%	0.8%
% of FP17s Relating to Continuations	79	4,175	1.9%	1.4%	1.2%	1.1%
% of Patients satisfied with the dentistry they have received	11	11	100.0%	91.8%	91.6%	91.4%
% of Patients satisfied with the time they had to wait for an appointment	10	11	90.9%	88.1%	88.1%	87.7%

* This is based on patients treated on this contract for their most recent course of treatment. Figures in italics indicate the base number of FP17s or Patient Questionnaire responses are less than 100. N/A is shown where the base number of responses is less than 10 during the period. % is calculated as Quantity/Base number*100

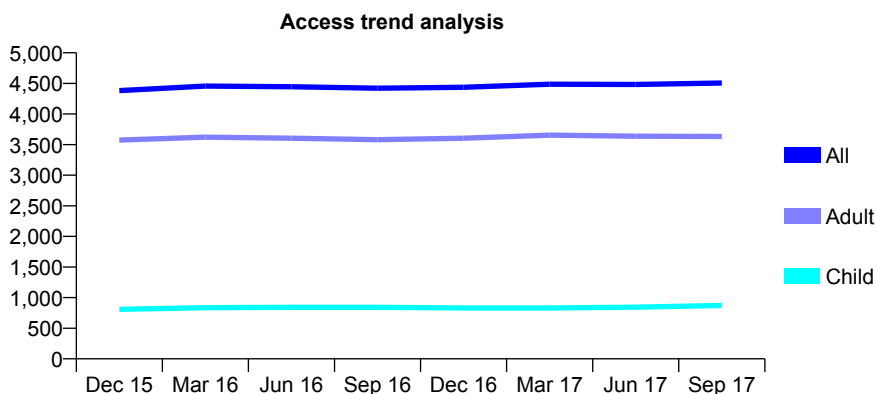
Q49 - Vital Signs At a Glance Contract Report for 830003/0001 - September 2017

Name or company name	MR PJ KNOPS
Contract type name	GDS Contract
Purpose of contract	General
Contract start date	01/04/2006
Contract end date	

17/18 Contracted general activity (UDA)	13,493
Carry forward general activity (UDA)	0
17/18 Contracted orthodontic activity (UOA)	0
Carry forward orthodontic activity (UOA)	0
Baseline contract value	£352,123.87

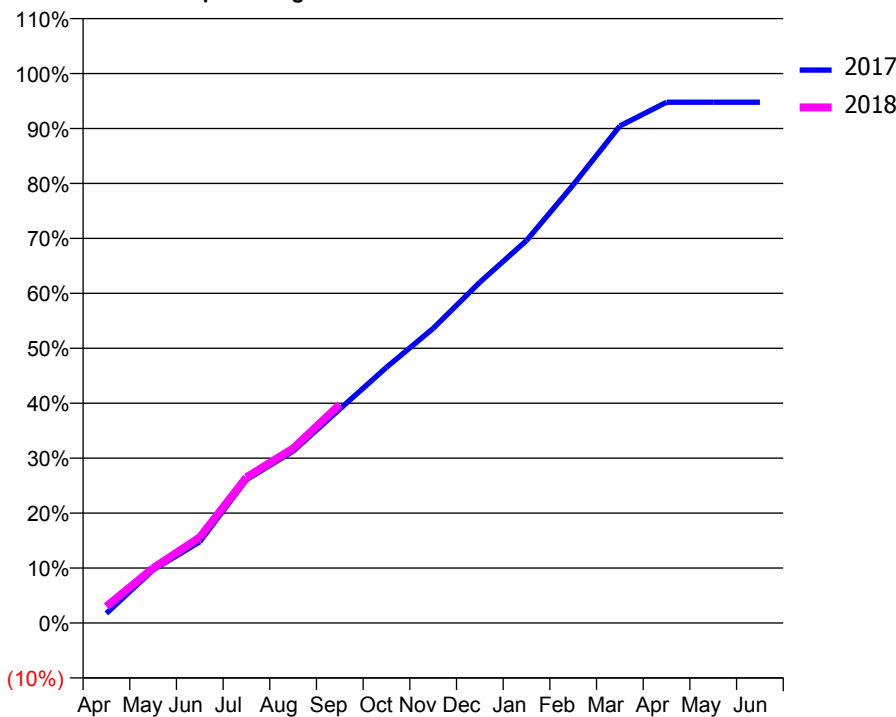
ACCESS*

Patients seen in 24 months	Total	Change since previous quarter
Quarter ending September 2016	4,422	
Quarter ending December 2016	4,437	→
Quarter ending March 2017	4,486	→
Quarter ending June 2017	4,482	→
Quarter ending September 2017	4,506	→
Variance since September 2016	1.9%	→



ACTIVITY

Cumulative percentage of contracted UDA delivered 2017 & 2018



Month	Adjusted Scheduled Activity (UDA)	
	2017	2018
April	234	408
May	1,291	1,346
June	1,974	2,105
July	3,484	3,577
August	4,176	4,287
September	5,198	5,365
October	6,214	
November	7,159	
December	8,282	
January	9,296	
February	10,646	
March	12,080	
April	12,654	
May	12,654	
June	12,654	

QUALITY

	Quantity	Base Number	Contract	AT	Region	England
% of FP17s for the same patient ID Re-attending within 3 months - Children	52	606	8.6%	10.7%	12.8%	11.9%
% of FP17s for the same patient ID Re-attending within 3 months - Adults	425	2,314	18.4%	14.4%	16.5%	15.9%
% of FP17s for the same patient ID Re-attending between 3 & 9 months - Children	326	606	53.8%	57.8%	59.7%	58.1%
% of FP17s for the same patient ID Re-attending between 3 & 9 months - Adults	1,147	2,314	49.6%	52.8%	53.0%	50.6%
% of FP17s for Band 1 Urgent Courses	232	2,440	9.5%	8.2%	9.2%	9.1%
% of FP17s Relating to Free Repair or Replacements	14	2,440	0.6%	1.2%	1.0%	0.8%
% of FP17s Relating to Continuations	59	2,440	2.4%	1.4%	1.2%	1.1%
% of Patients satisfied with the dentistry they have received	10	11	90.9%	91.8%	91.6%	91.4%
% of Patients satisfied with the time they had to wait for an appointment	10	11	90.9%	88.1%	88.1%	87.7%

* This is based on patients treated on this contract for their most recent course of treatment. Figures in italics indicate the base number of FP17s or Patient Questionnaire responses are less than 100. N/A is shown where the base number of responses is less than 10 during the period. % is calculated as Quantity/Base number*100

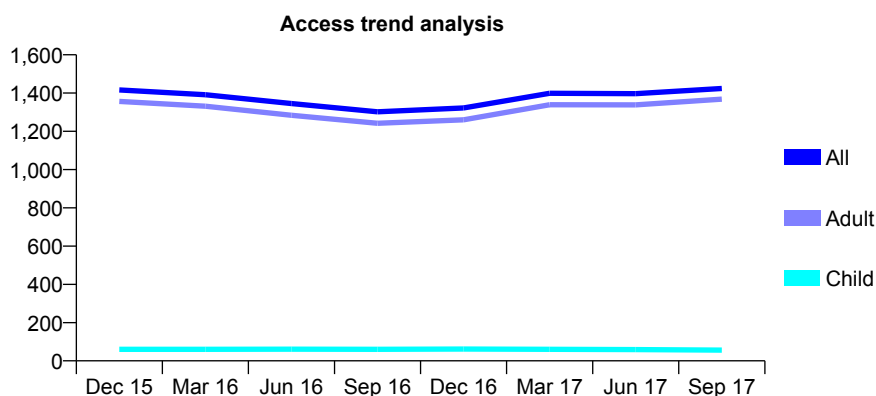
Q49 - Vital Signs At a Glance Contract Report for 830631/0001 - September 2017

Name or company name	MR ME LITTLE
Contract type name	GDS Contract
Purpose of contract	General
Contract start date	01/04/2006
Contract end date	

17/18 Contracted general activity (UDA)	4,365
Carry forward general activity (UDA)	0
17/18 Contracted orthodontic activity (UOA)	0
Carry forward orthodontic activity (UOA)	0
Baseline contract value	£124,267.59

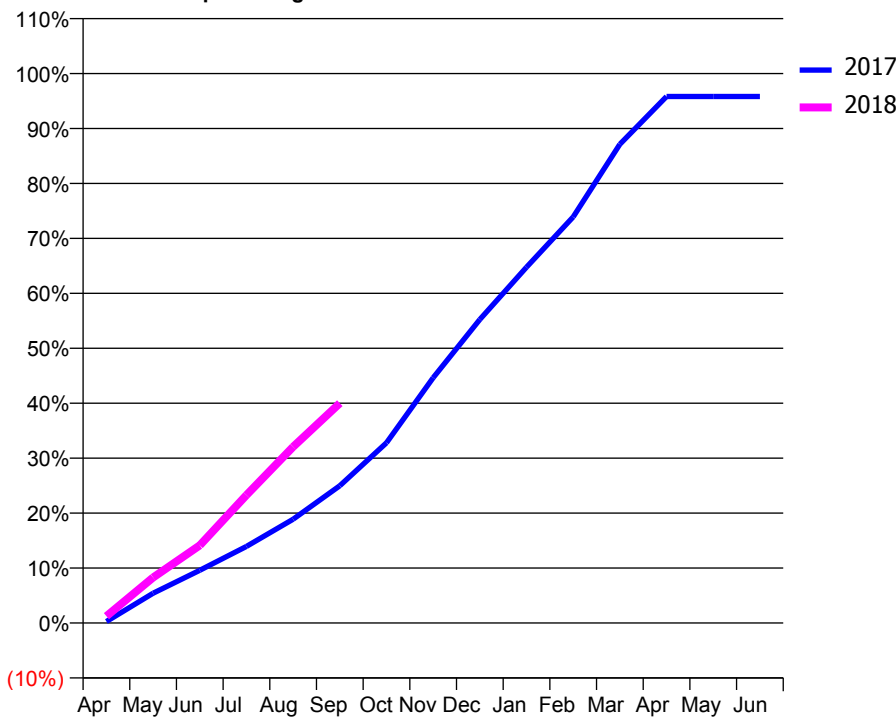
ACCESS*

Patients seen in 24 months	Total	Change since previous quarter
Quarter ending September 2016	1,302	
Quarter ending December 2016	1,322	→
Quarter ending March 2017	1,399	↑
Quarter ending June 2017	1,397	→
Quarter ending September 2017	1,424	→
Variance since September 2016	9.4%	↑



ACTIVITY

Cumulative percentage of contracted UDA delivered 2017 & 2018



Month	Adjusted Scheduled Activity (UDA)	
	2017	2018
April	12	55
May	237	362
June	419	617
July	609	1,016
August	825	1,400
September	1,091	1,746
October	1,432	
November	1,949	
December	2,411	
January	2,827	
February	3,226	
March	3,803	
April	4,182	
May	4,182	
June	4,182	

QUALITY

	Quantity	Base Number	Contract	AT	Region	England
% of FP17s for the same patient ID Re-attending within 3 months - Children	1	37	2.7%	10.7%	12.8%	11.9%
% of FP17s for the same patient ID Re-attending within 3 months - Adults	18	704	2.6%	14.4%	16.5%	15.9%
% of FP17s for the same patient ID Re-attending between 3 & 9 months - Children	12	37	32.4%	57.8%	59.7%	58.1%
% of FP17s for the same patient ID Re-attending between 3 & 9 months - Adults	369	704	52.4%	52.8%	53.0%	50.6%
% of FP17s for Band 1 Urgent Courses	0	642	0.0%	8.2%	9.2%	9.1%
% of FP17s Relating to Free Repair or Replacements	0	642	0.0%	1.2%	1.0%	0.8%
% of FP17s Relating to Continuations	1	642	0.2%	1.4%	1.2%	1.1%
% of Patients satisfied with the dentistry they have received	0	2	N/A	91.8%	91.6%	91.4%
% of Patients satisfied with the time they had to wait for an appointment	1	2	N/A	88.1%	88.1%	87.7%

* This is based on patients treated on this contract for their most recent course of treatment. Figures in italics indicate the base number of FP17s or Patient Questionnaire responses are less than 100. N/A is shown where the base number of responses is less than 10 during the period. % is calculated as Quantity/Base number*100

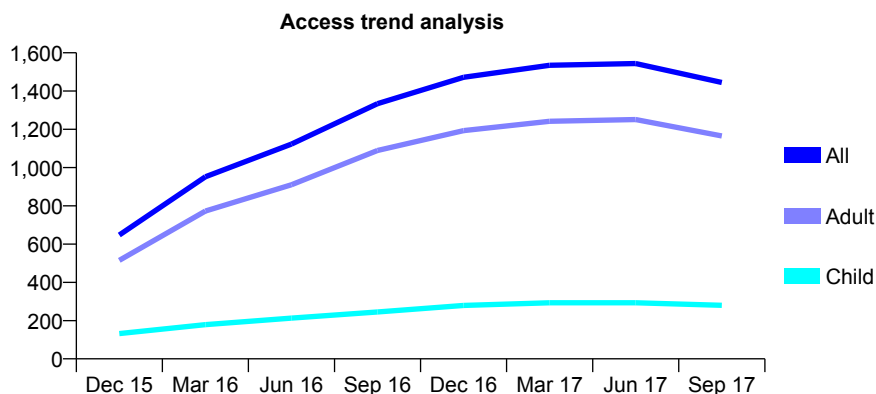
Q49 - Vital Signs At a Glance Contract Report for 833037/0017 - September 2017

Name or company name	MR MA HYDER
Contract type name	PDS Contract
Purpose of contract	General
Contract start date	01/07/2015
Contract end date	31/03/2020

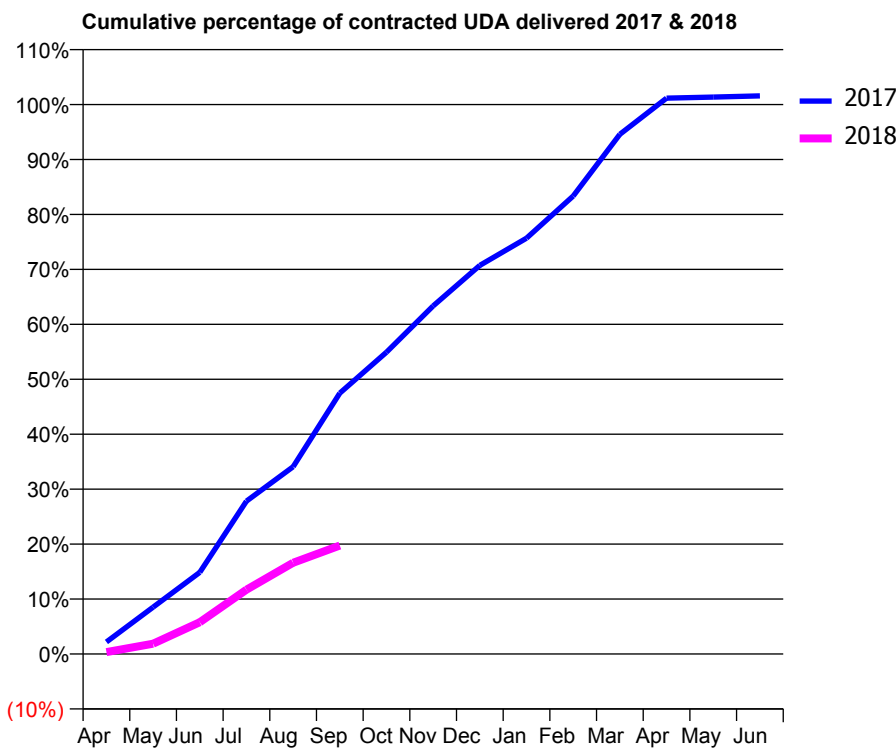
17/18 Contracted general activity (UDA)	4,330
Carry forward general activity (UDA)	0
17/18 Contracted orthodontic activity (UOA)	0
Carry forward orthodontic activity (UOA)	0
Baseline contract value	£108,373.38

ACCESS*

Patients seen in 24 months	Total	Change since previous quarter
Quarter ending September 2016	1,334	
Quarter ending December 2016	1,472	↑
Quarter ending March 2017	1,535	↑
Quarter ending June 2017	1,544	→
Quarter ending September 2017	1,445	↓
Variance since September 2016	8.3%	↑



ACTIVITY



Month	Adjusted Scheduled Activity (UDA)	
	2017	2018
April	96	15
May	370	82
June	643	250
July	1,204	507
August	1,476	719
September	2,056	855
October	2,378	
November	2,743	
December	3,062	
January	3,277	
February	3,609	
March	4,095	
April	4,380	
May	4,388	
June	4,398	

QUALITY

	Quantity	Base Number	Contract	AT	Region	England
% of FP17s for the same patient ID Re-attending within 3 months - Children	6	112	5.4%	10.7%	12.8%	11.9%
% of FP17s for the same patient ID Re-attending within 3 months - Adults	38	408	9.3%	14.4%	16.5%	15.9%
% of FP17s for the same patient ID Re-attending between 3 & 9 months - Children	59	112	52.7%	57.8%	59.7%	58.1%
% of FP17s for the same patient ID Re-attending between 3 & 9 months - Adults	210	408	51.5%	52.8%	53.0%	50.6%
% of FP17s for Band 1 Urgent Courses	62	429	14.5%	8.2%	9.2%	9.1%
% of FP17s Relating to Free Repair or Replacements	9	429	2.1%	1.2%	1.0%	0.8%
% of FP17s Relating to Continuations	0	429	0.0%	1.4%	1.2%	1.1%
% of Patients satisfied with the dentistry they have received	2	2	N/A	91.8%	91.6%	91.4%
% of Patients satisfied with the time they had to wait for an appointment	2	2	N/A	88.1%	88.1%	87.7%

* This is based on patients treated on this contract for their most recent course of treatment. Figures in italics indicate the base number of FP17s or Patient Questionnaire responses are less than 100. N/A is shown where the base number of responses is less than 10 during the period. % is calculated as Quantity/Base number*100

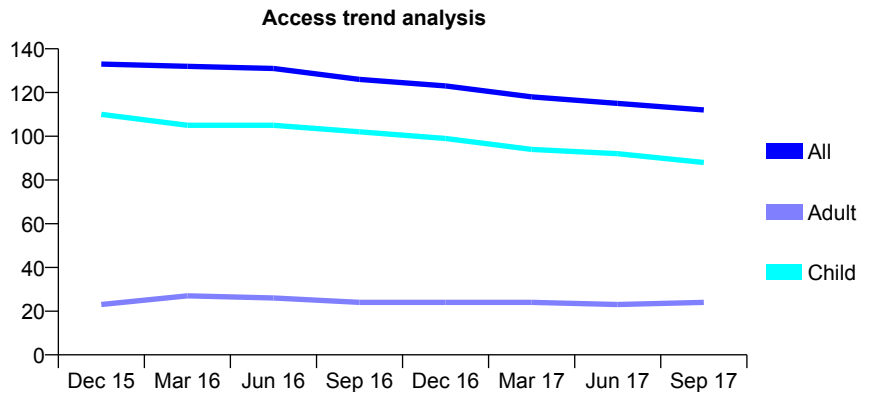
Q49 - Vital Signs At a Glance Contract Report for 833991/0001 - September 2017

Name or company name	MR AG COOPER
Contract type name	GDS Contract
Purpose of contract	General
Contract start date	01/04/2006
Contract end date	

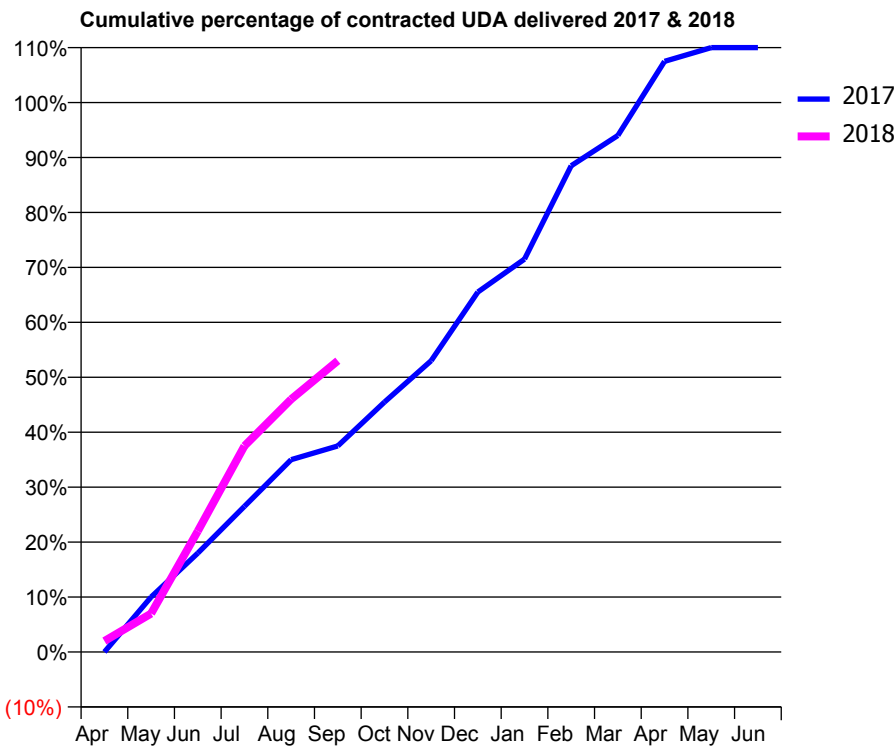
17/18 Contracted general activity (UDA)	200
Carry forward general activity (UDA)	-4
17/18 Contracted orthodontic activity (UOA)	0
Carry forward orthodontic activity (UOA)	0
Baseline contract value	£4,937.65

ACCESS*

Patients seen in 24 months	Total	Change since previous quarter
Quarter ending September 2016	126	
Quarter ending December 2016	123	↓
Quarter ending March 2017	118	↓
Quarter ending June 2017	115	↓
Quarter ending September 2017	112	↓
Variance since September 2016	(11.1%)	↓



ACTIVITY



Month	Adjusted Scheduled Activity (UDA)	
	2017	2018
April	0	4
May	20	14
June	36	44
July	53	75
August	70	92
September	75	106
October	91	
November	106	
December	131	
January	143	
February	177	
March	188	
April	215	
May	220	
June	220	

QUALITY

	Quantity	Base Number	Contract	AT	Region	England
% of FP17s for the same patient ID Re-attending within 3 months - Children	6	85	7.1%	10.7%	12.8%	11.9%
% of FP17s for the same patient ID Re-attending within 3 months - Adults	0	7	0.0%	14.4%	16.5%	15.9%
% of FP17s for the same patient ID Re-attending between 3 & 9 months - Children	57	85	67.1%	57.8%	59.7%	58.1%
% of FP17s for the same patient ID Re-attending between 3 & 9 months - Adults	6	7	85.7%	52.8%	53.0%	50.6%
% of FP17s for Band 1 Urgent Courses	0	75	0.0%	8.2%	9.2%	9.1%
% of FP17s Relating to Free Repair or Replacements	0	75	0.0%	1.2%	1.0%	0.8%
% of FP17s Relating to Continuations	0	75	0.0%	1.4%	1.2%	1.1%
% of Patients satisfied with the dentistry they have received	0	0	N/A	91.8%	91.6%	91.4%
% of Patients satisfied with the time they had to wait for an appointment	0	0	N/A	88.1%	88.1%	87.7%

* This is based on patients treated on this contract for their most recent course of treatment. Figures in italics indicate the base number of FP17s or Patient Questionnaire responses are less than 100. N/A is shown where the base number of responses is less than 10 during the period. % is calculated as Quantity/Base number*100

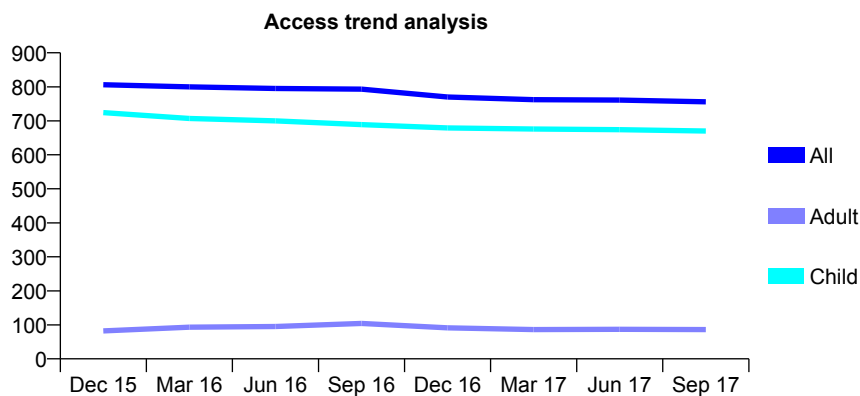
Q49 - Vital Signs At a Glance Contract Report for 836184/0001 - September 2017

Name or company name	MR JS BREEDON
Contract type name	GDS Contract
Purpose of contract	General and Orthodontic
Contract start date	01/04/2006
Contract end date	

17/18 Contracted general activity (UDA)	2,100
Carry forward general activity (UDA)	0
17/18 Contracted orthodontic activity (UOA)	348
Carry forward orthodontic activity (UOA)	3
Baseline contract value	£62,542.39

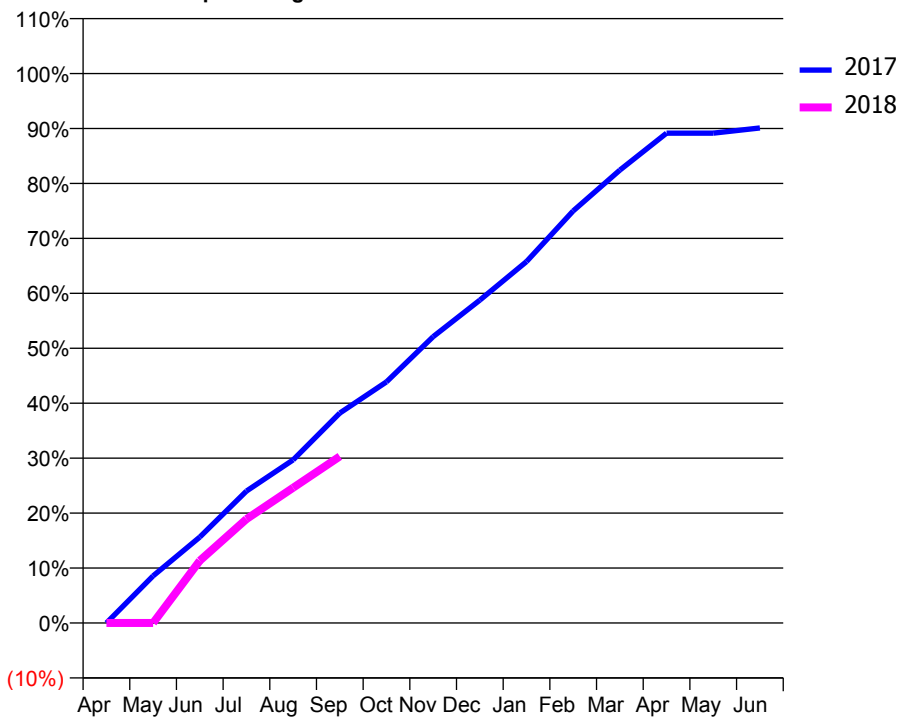
ACCESS*

Patients seen in 24 months	Total	Change since previous quarter
Quarter ending September 2016	793	
Quarter ending December 2016	770	↓
Quarter ending March 2017	762	↓
Quarter ending June 2017	761	→
Quarter ending September 2017	756	→
Variance since September 2016	(4.7%)	↓



ACTIVITY

Cumulative percentage of contracted UDA delivered 2017 & 2018



Adjusted Scheduled Activity (UDA)

Month	2017	2018
April	0	0
May	163	0
June	297	238
July	456	397
August	564	517
September	726	637
October	834	
November	990	
December	1,116	
January	1,250	
February	1,425	
March	1,566	
April	1,694	
May	1,694	
June	1,712	

QUALITY

	Quantity	Base Number	Contract	AT	Region	England
% of FP17s for the same patient ID Re-attending within 3 months - Children	41	550	7.5%	10.7%	12.8%	11.9%
% of FP17s for the same patient ID Re-attending within 3 months - Adults	0	0	N/A	14.4%	16.5%	15.9%
% of FP17s for the same patient ID Re-attending between 3 & 9 months - Children	397	550	72.2%	57.8%	59.7%	58.1%
% of FP17s for the same patient ID Re-attending between 3 & 9 months - Adults	0	0	N/A	52.8%	53.0%	50.6%
% of FP17s for Band 1 Urgent Courses	0	436	0.0%	8.2%	9.2%	9.1%
% of FP17s Relating to Free Repair or Replacements	0	436	0.0%	1.2%	1.0%	0.8%
% of FP17s Relating to Continuations	10	436	2.3%	1.4%	1.2%	1.1%
% of Patients satisfied with the dentistry they have received	3	4	N/A	91.8%	91.6%	91.4%
% of Patients satisfied with the time they had to wait for an appointment	4	4	N/A	88.1%	88.1%	87.7%

* This is based on patients treated on this contract for their most recent course of treatment. Figures in italics indicate the base number of FP17s or Patient Questionnaire responses are less than 100. N/A is shown where the base number of responses is less than 10 during the period. % is calculated as Quantity/Base number*100

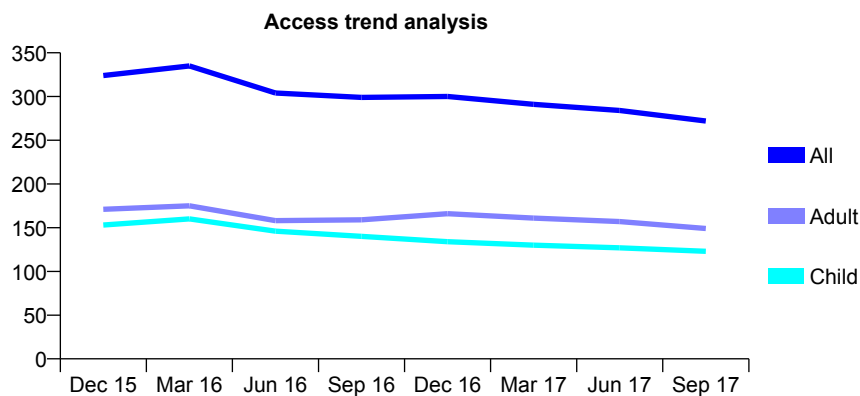
Q49 - Vital Signs At a Glance Contract Report for 836257/0001 - September 2017

Name or company name	MR TA KANJOO
Contract type name	GDS Contract
Purpose of contract	General
Contract start date	01/04/2006
Contract end date	

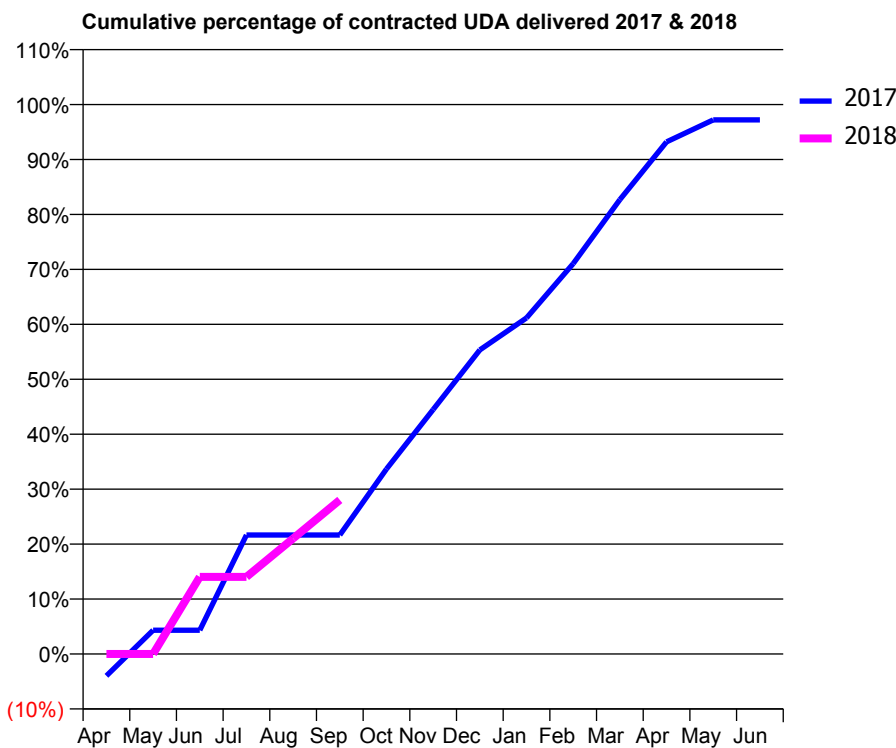
17/18 Contracted general activity (UDA)	600
Carry forward general activity (UDA)	0
17/18 Contracted orthodontic activity (UOA)	0
Carry forward orthodontic activity (UOA)	0
Baseline contract value	£14,350.80

ACCESS*

Patients seen in 24 months	Total	Change since previous quarter
Quarter ending September 2016	299	
Quarter ending December 2016	300	→
Quarter ending March 2017	291	↓
Quarter ending June 2017	284	↓
Quarter ending September 2017	272	↓
Variance since September 2016	(9.0%)	↓



ACTIVITY



Month	Adjusted Scheduled Activity (UDA)	
	2017	2018
April	-24	0
May	26	0
June	26	84
July	130	84
August	130	126
September	130	168
October	202	
November	267	
December	332	
January	367	
February	426	
March	496	
April	559	
May	583	
June	583	

QUALITY

	Quantity	Base Number	Contract	AT	Region	England
% of FP17s for the same patient ID Re-attending within 3 months - Children	6	66	9.1%	10.7%	12.8%	11.9%
% of FP17s for the same patient ID Re-attending within 3 months - Adults	9	70	12.9%	14.4%	16.5%	15.9%
% of FP17s for the same patient ID Re-attending between 3 & 9 months - Children	38	66	57.6%	57.8%	59.7%	58.1%
% of FP17s for the same patient ID Re-attending between 3 & 9 months - Adults	45	70	64.3%	52.8%	53.0%	50.6%
% of FP17s for Band 1 Urgent Courses	1	91	1.1%	8.2%	9.2%	9.1%
% of FP17s Relating to Free Repair or Replacements	0	91	0.0%	1.2%	1.0%	0.8%
% of FP17s Relating to Continuations	0	91	0.0%	1.4%	1.2%	1.1%
% of Patients satisfied with the dentistry they have received	0	0	N/A	91.8%	91.6%	91.4%
% of Patients satisfied with the time they had to wait for an appointment	0	0	N/A	88.1%	88.1%	87.7%

* This is based on patients treated on this contract for their most recent course of treatment. Figures in italics indicate the base number of FP17s or Patient Questionnaire responses are less than 100. N/A is shown where the base number of responses is less than 10 during the period. % is calculated as Quantity/Base number*100

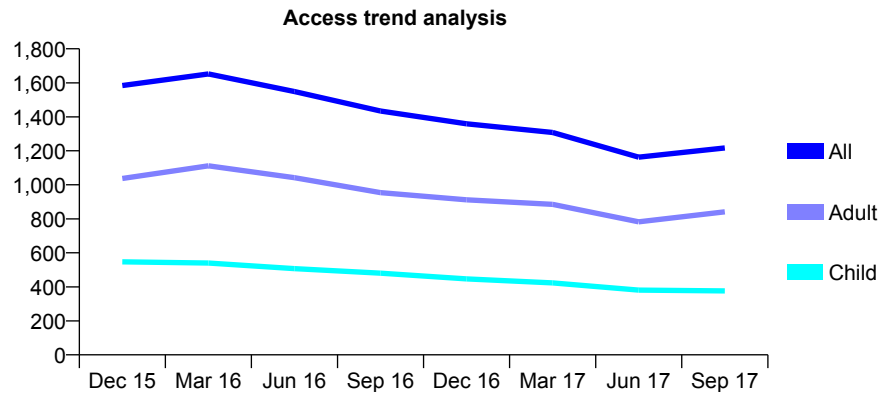
Q49 - Vital Signs At a Glance Contract Report for 840505/0001 - September 2017

Name or company name	MISS E MATHER
Contract type name	GDS Contract
Purpose of contract	General
Contract start date	01/04/2006
Contract end date	

17/18 Contracted general activity (UDA)	5,520
Carry forward general activity (UDA)	0
17/18 Contracted orthodontic activity (UOA)	0
Carry forward orthodontic activity (UOA)	0
Baseline contract value	£135,598.80

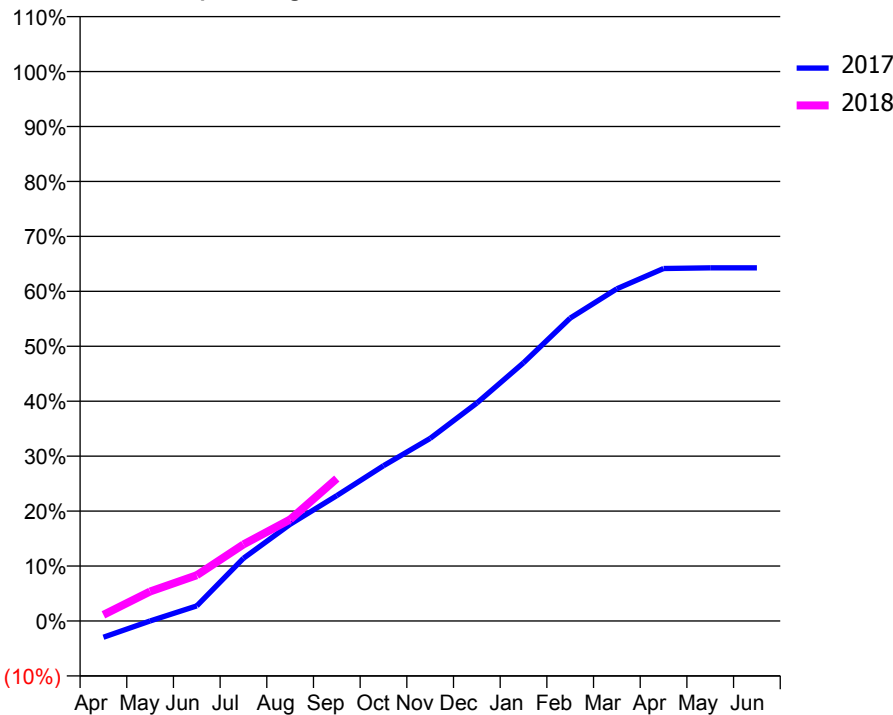
ACCESS*

Patients seen in 24 months	Total	Change since previous quarter
Quarter ending September 2016	1,434	
Quarter ending December 2016	1,359	↓
Quarter ending March 2017	1,308	↓
Quarter ending June 2017	1,163	↓
Quarter ending September 2017	1,217	↑
Variance since September 2016	(15.1%)	↓



ACTIVITY

Cumulative percentage of contracted UDA delivered 2017 & 2018



Month	Adjusted Scheduled Activity (UDA)	
	2017	2018
April	-164	62
May	-1	297
June	152	461
July	630	770
August	972	1,020
September	1,260	1,431
October	1,559	
November	1,835	
December	2,190	
January	2,594	
February	3,043	
March	3,338	
April	3,541	
May	3,548	
June	3,548	

QUALITY

	Quantity	Base Number	Contract	AT	Region	England
% of FP17s for the same patient ID Re-attending within 3 months - Children	19	318	6.0%	10.7%	12.8%	11.9%
% of FP17s for the same patient ID Re-attending within 3 months - Adults	49	600	8.2%	14.4%	16.5%	15.9%
% of FP17s for the same patient ID Re-attending between 3 & 9 months - Children	196	318	61.6%	57.8%	59.7%	58.1%
% of FP17s for the same patient ID Re-attending between 3 & 9 months - Adults	322	600	53.7%	52.8%	53.0%	50.6%
% of FP17s for Band 1 Urgent Courses	52	818	6.4%	8.2%	9.2%	9.1%
% of FP17s Relating to Free Repair or Replacements	4	818	0.5%	1.2%	1.0%	0.8%
% of FP17s Relating to Continuations	6	818	0.7%	1.4%	1.2%	1.1%
% of Patients satisfied with the dentistry they have received	4	4	N/A	91.8%	91.6%	91.4%
% of Patients satisfied with the time they had to wait for an appointment	4	4	N/A	88.1%	88.1%	87.7%

* This is based on patients treated on this contract for their most recent course of treatment. Figures in italics indicate the base number of FP17s or Patient Questionnaire responses are less than 100. N/A is shown where the base number of responses is less than 10 during the period. % is calculated as Quantity/Base number*100

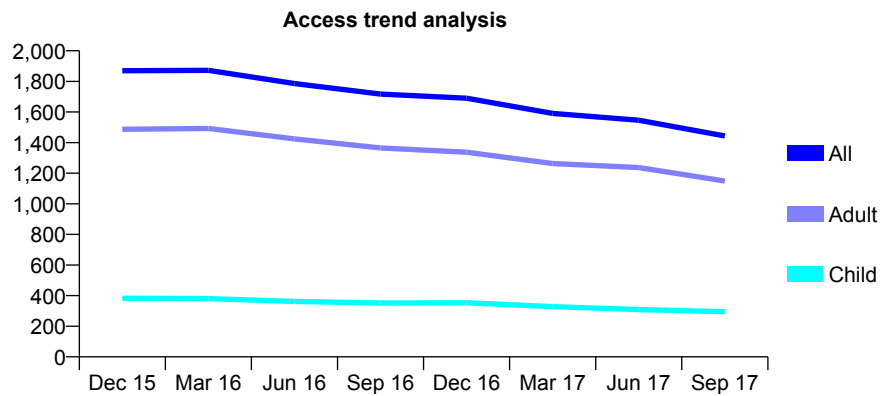
Q49 - Vital Signs At a Glance Contract Report for 840645/0001 - September 2017

Name or company name	MR KS BAMRAH
Contract type name	GDS Contract
Purpose of contract	General
Contract start date	01/04/2006
Contract end date	

17/18 Contracted general activity (UDA)	10,061
Carry forward general activity (UDA)	0
17/18 Contracted orthodontic activity (UOA)	0
Carry forward orthodontic activity (UOA)	0
Baseline contract value	£261,728.05

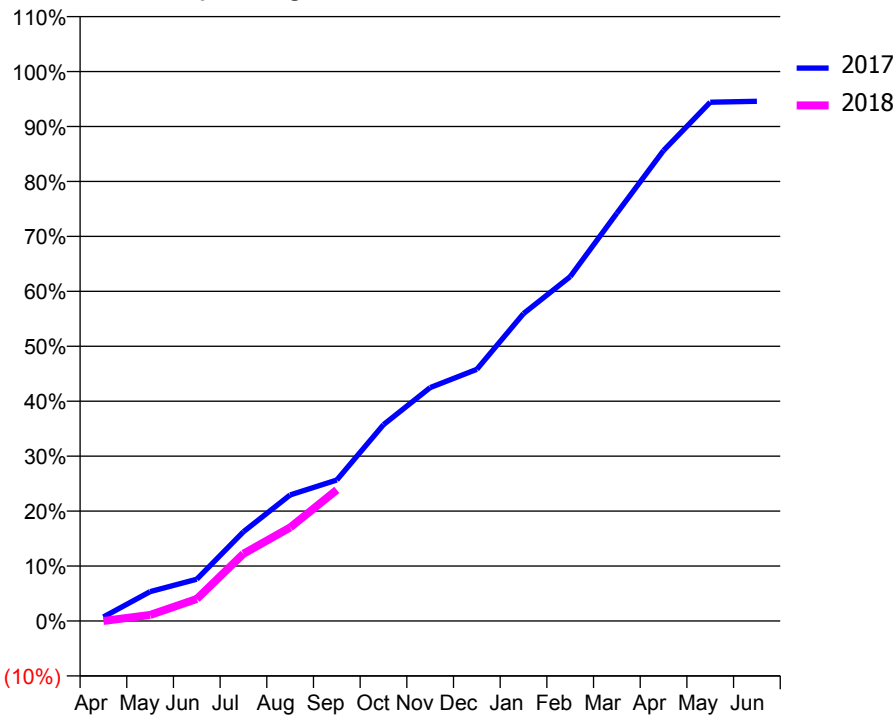
ACCESS*

Patients seen in 24 months	Total	Change since previous quarter
Quarter ending September 2016	1,717	
Quarter ending December 2016	1,690	↓
Quarter ending March 2017	1,591	↓
Quarter ending June 2017	1,546	↓
Quarter ending September 2017	1,444	↓
Variance since September 2016	(15.9%)	↓



ACTIVITY

Cumulative percentage of contracted UDA delivered 2017 & 2018



Month	Adjusted Scheduled Activity (UDA)	
	2017	2018
April	75	0
May	538	111
June	764	405
July	1,634	1,232
August	2,309	1,713
September	2,583	2,401
October	3,595	
November	4,274	
December	4,608	
January	5,630	
February	6,304	
March	7,468	
April	8,614	
May	9,500	
June	9,515	

QUALITY

	Quantity	Base Number	Contract	AT	Region	England
% of FP17s for the same patient ID Re-attending within 3 months - Children	13	165	7.9%	10.7%	12.8%	11.9%
% of FP17s for the same patient ID Re-attending within 3 months - Adults	145	702	20.7%	14.4%	16.5%	15.9%
% of FP17s for the same patient ID Re-attending between 3 & 9 months - Children	61	165	37.0%	57.8%	59.7%	58.1%
% of FP17s for the same patient ID Re-attending between 3 & 9 months - Adults	294	702	41.9%	52.8%	53.0%	50.6%
% of FP17s for Band 1 Urgent Courses	134	587	22.8%	8.2%	9.2%	9.1%
% of FP17s Relating to Free Repair or Replacements	6	587	1.0%	1.2%	1.0%	0.8%
% of FP17s Relating to Continuations	1	587	0.2%	1.4%	1.2%	1.1%
% of Patients satisfied with the dentistry they have received	8	8	N/A	91.8%	91.6%	91.4%
% of Patients satisfied with the time they had to wait for an appointment	8	8	N/A	88.1%	88.1%	87.7%

* This is based on patients treated on this contract for their most recent course of treatment. Figures in italics indicate the base number of FP17s or Patient Questionnaire responses are less than 100. N/A is shown where the base number of responses is less than 10 during the period. % is calculated as Quantity/Base number*100

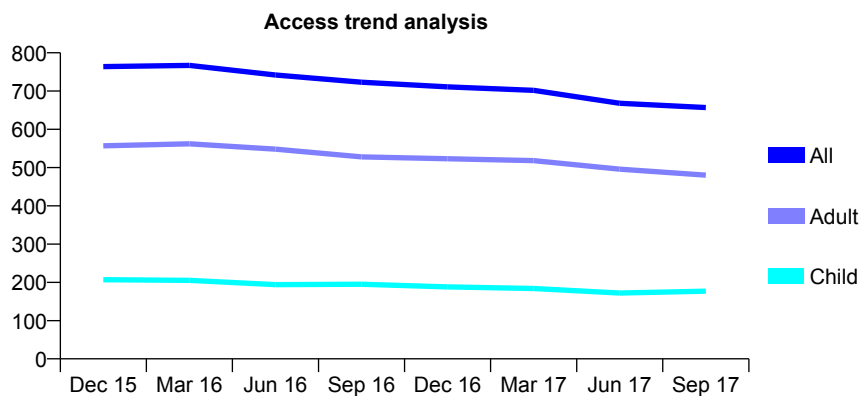
Q49 - Vital Signs At a Glance Contract Report for 840645/0002 - September 2017

Name or company name	MR KS BAMRAH
Contract type name	GDS Contract
Purpose of contract	General
Contract start date	01/04/2006
Contract end date	

17/18 Contracted general activity (UDA)	3,407
Carry forward general activity (UDA)	-9
17/18 Contracted orthodontic activity (UOA)	0
Carry forward orthodontic activity (UOA)	0
Baseline contract value	£72,243.52

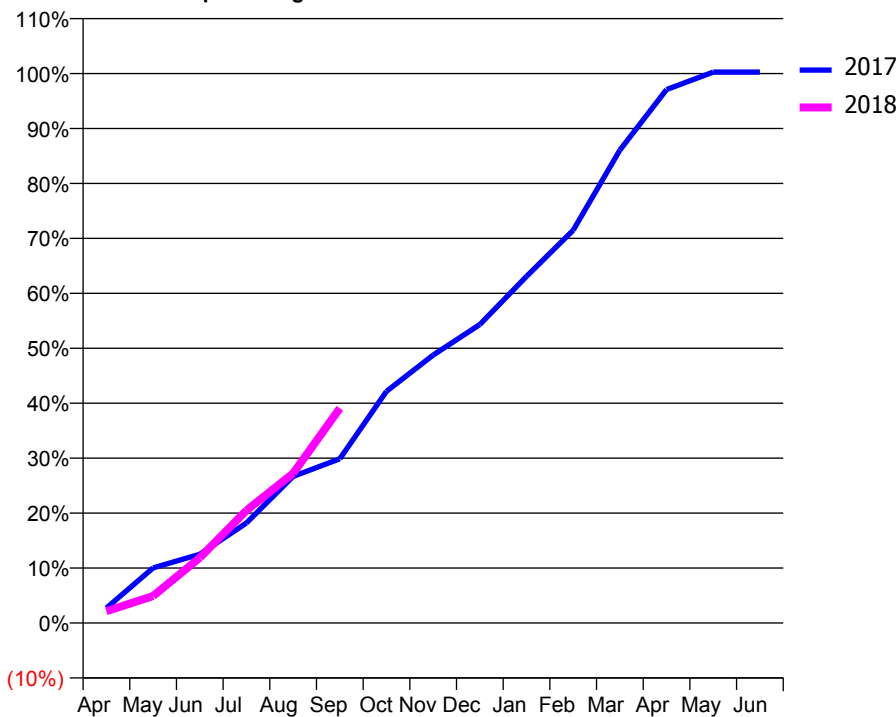
ACCESS*

Patients seen in 24 months	Total	Change since previous quarter
Quarter ending September 2016	723	
Quarter ending December 2016	711	↓
Quarter ending March 2017	702	↓
Quarter ending June 2017	668	↓
Quarter ending September 2017	657	↓
Variance since September 2016	(9.1%)	↓



ACTIVITY

Cumulative percentage of contracted UDA delivered 2017 & 2018



Adjusted Scheduled Activity (UDA)

Month	2017	2018
April	93	73
May	342	168
June	426	405
July	621	698
August	909	928
September	1,018	1,332
October	1,437	
November	1,662	
December	1,851	
January	2,150	
February	2,435	
March	2,932	
April	3,308	
May	3,416	
June	3,416	

QUALITY

	Quantity	Base Number	Contract	AT	Region	England
% of FP17s for the same patient ID Re-attending within 3 months - Children	18	116	15.5%	10.7%	12.8%	11.9%
% of FP17s for the same patient ID Re-attending within 3 months - Adults	68	274	24.8%	14.4%	16.5%	15.9%
% of FP17s for the same patient ID Re-attending between 3 & 9 months - Children	41	116	35.3%	57.8%	59.7%	58.1%
% of FP17s for the same patient ID Re-attending between 3 & 9 months - Adults	91	274	33.2%	52.8%	53.0%	50.6%
% of FP17s for Band 1 Urgent Courses	73	325	22.5%	8.2%	9.2%	9.1%
% of FP17s Relating to Free Repair or Replacements	4	325	1.2%	1.2%	1.0%	0.8%
% of FP17s Relating to Continuations	0	325	0.0%	1.4%	1.2%	1.1%
% of Patients satisfied with the dentistry they have received	3	3	N/A	91.8%	91.6%	91.4%
% of Patients satisfied with the time they had to wait for an appointment	3	3	N/A	88.1%	88.1%	87.7%

* This is based on patients treated on this contract for their most recent course of treatment. Figures in italics indicate the base number of FP17s or Patient Questionnaire responses are less than 100. N/A is shown where the base number of responses is less than 10 during the period. % is calculated as Quantity/Base number*100

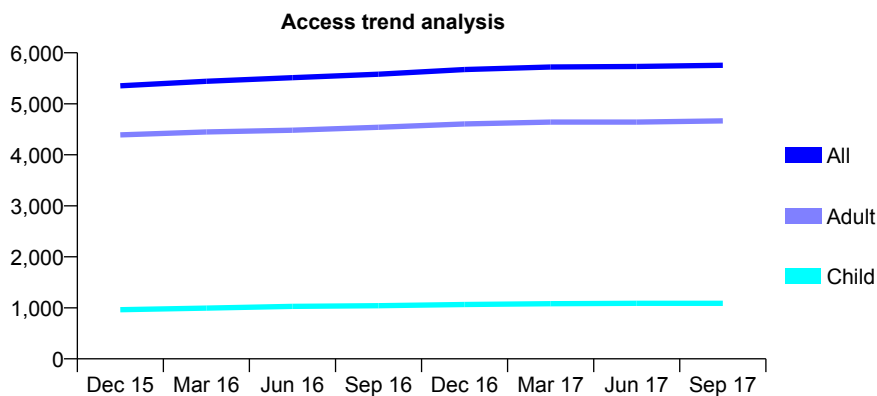
Q49 - Vital Signs At a Glance Contract Report for 858358/0001 - September 2017

Name or company name	MR RG SMITH
Contract type name	GDS Contract
Purpose of contract	General
Contract start date	06/04/2011
Contract end date	

17/18 Contracted general activity (UDA)	16,808
Carry forward general activity (UDA)	55
17/18 Contracted orthodontic activity (UOA)	0
Carry forward orthodontic activity (UOA)	0
Baseline contract value	£364,637.93

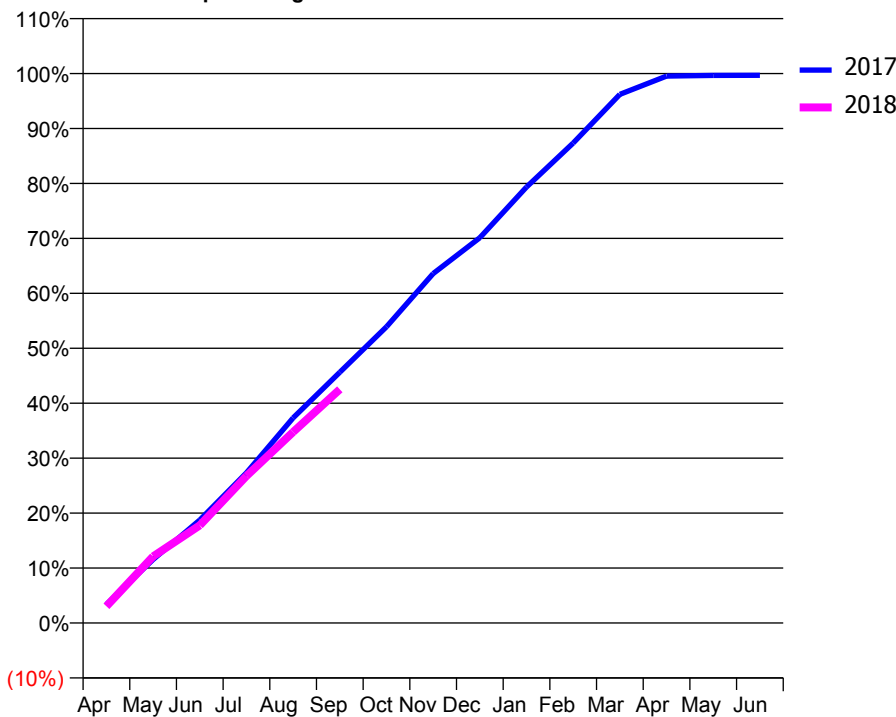
ACCESS*

Patients seen in 24 months	Total	Change since previous quarter
Quarter ending September 2016	5,580	
Quarter ending December 2016	5,671	→
Quarter ending March 2017	5,721	→
Quarter ending June 2017	5,731	→
Quarter ending September 2017	5,755	→
Variance since September 2016	3.1%	↑



ACTIVITY

Cumulative percentage of contracted UDA delivered 2017 & 2018



Month	Adjusted Scheduled Activity (UDA)	
	2017	2018
April	569	511
May	1,945	2,039
June	3,150	2,987
July	4,595	4,499
August	6,276	5,843
September	7,668	7,150
October	9,060	
November	10,687	
December	11,784	
January	13,337	
February	14,682	
March	16,169	
April	16,729	
May	16,751	
June	16,753	

QUALITY

	Quantity	Base Number	Contract	AT	Region	England
% of FP17s for the same patient ID Re-attending within 3 months - Children	62	790	7.8%	10.7%	12.8%	11.9%
% of FP17s for the same patient ID Re-attending within 3 months - Adults	554	3,434	16.1%	14.4%	16.5%	15.9%
% of FP17s for the same patient ID Re-attending between 3 & 9 months - Children	456	790	57.7%	57.8%	59.7%	58.1%
% of FP17s for the same patient ID Re-attending between 3 & 9 months - Adults	2,057	3,434	59.9%	52.8%	53.0%	50.6%
% of FP17s for Band 1 Urgent Courses	409	3,524	11.6%	8.2%	9.2%	9.1%
% of FP17s Relating to Free Repair or Replacements	29	3,524	0.8%	1.2%	1.0%	0.8%
% of FP17s Relating to Continuations	11	3,524	0.3%	1.4%	1.2%	1.1%
% of Patients satisfied with the dentistry they have received	7	8	N/A	91.8%	91.6%	91.4%
% of Patients satisfied with the time they had to wait for an appointment	8	8	N/A	88.1%	88.1%	87.7%

* This is based on patients treated on this contract for their most recent course of treatment. Figures in italics indicate the base number of FP17s or Patient Questionnaire responses are less than 100. N/A is shown where the base number of responses is less than 10 during the period. % is calculated as Quantity/Base number*100

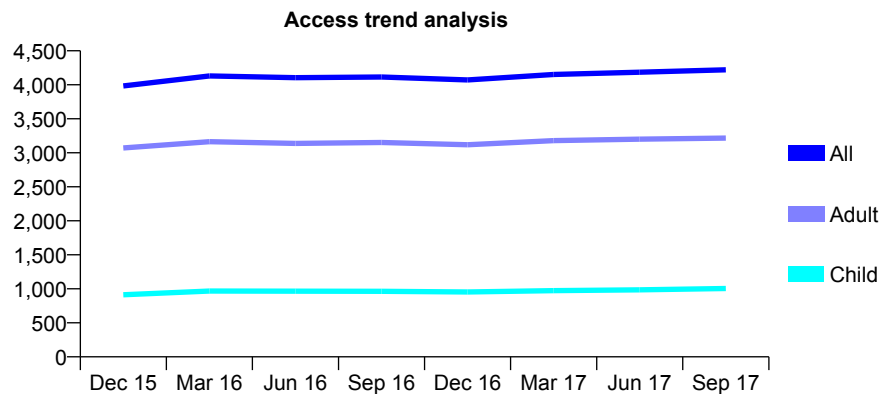
Q49 - Vital Signs At a Glance Contract Report for 866253/0001 - September 2017

Name or company name	MR LB FERGUSON
Contract type name	GDS Contract
Purpose of contract	General
Contract start date	01/04/2010
Contract end date	

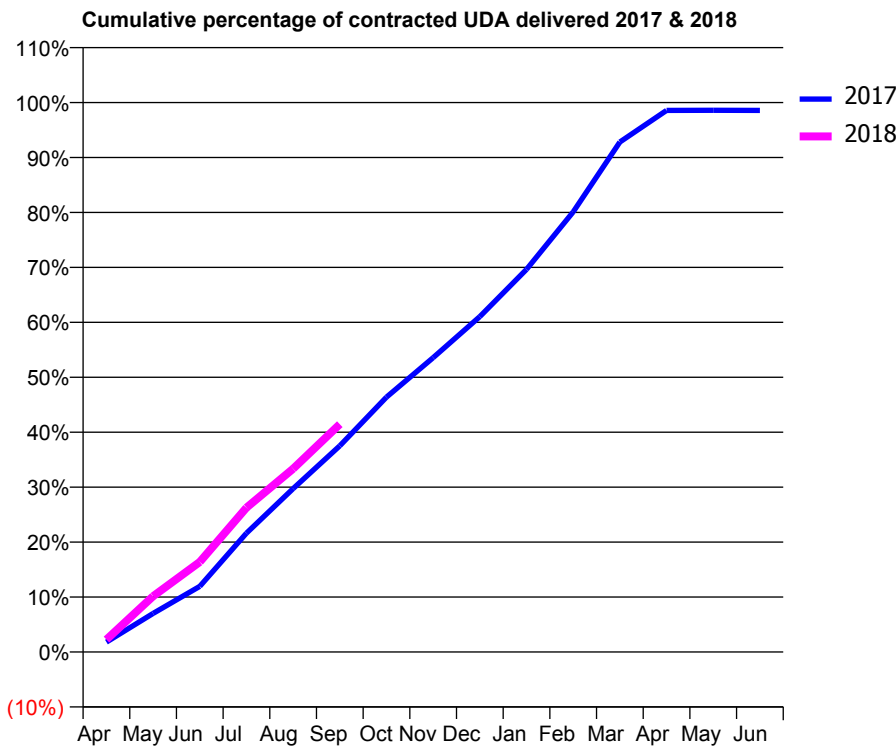
17/18 Contracted general activity (UDA)	10,475
Carry forward general activity (UDA)	150
17/18 Contracted orthodontic activity (UOA)	0
Carry forward orthodontic activity (UOA)	0
Baseline contract value	£227,258.93

ACCESS*

Patients seen in 24 months	Total	Change since previous quarter
Quarter ending September 2016	4,115	
Quarter ending December 2016	4,072	↓
Quarter ending March 2017	4,152	→
Quarter ending June 2017	4,185	→
Quarter ending September 2017	4,221	→
Variance since September 2016	2.6%	↑



ACTIVITY



Month	Adjusted Scheduled Activity (UDA)	
	2017	2018
April	189	237
May	735	1,064
June	1,251	1,717
July	2,267	2,752
August	3,115	3,494
September	3,932	4,343
October	4,860	
November	5,612	
December	6,394	
January	7,295	
February	8,391	
March	9,721	
April	10,325	
May	10,326	
June	10,325	

QUALITY

	Quantity	Base Number	Contract	AT	Region	England
% of FP17s for the same patient ID Re-attending within 3 months - Children	44	660	6.7%	10.7%	12.8%	11.9%
% of FP17s for the same patient ID Re-attending within 3 months - Adults	267	2,207	12.1%	14.4%	16.5%	15.9%
% of FP17s for the same patient ID Re-attending between 3 & 9 months - Children	356	660	53.9%	57.8%	59.7%	58.1%
% of FP17s for the same patient ID Re-attending between 3 & 9 months - Adults	1,317	2,207	59.7%	52.8%	53.0%	50.6%
% of FP17s for Band 1 Urgent Courses	189	2,182	8.7%	8.2%	9.2%	9.1%
% of FP17s Relating to Free Repair or Replacements	26	2,182	1.2%	1.2%	1.0%	0.8%
% of FP17s Relating to Continuations	13	2,182	0.6%	1.4%	1.2%	1.1%
% of Patients satisfied with the dentistry they have received	10	11	90.9%	91.8%	91.6%	91.4%
% of Patients satisfied with the time they had to wait for an appointment	10	11	90.9%	88.1%	88.1%	87.7%

* This is based on patients treated on this contract for their most recent course of treatment. Figures in italics indicate the base number of FP17s or Patient Questionnaire responses are less than 100. N/A is shown where the base number of responses is less than 10 during the period. % is calculated as Quantity/Base number*100

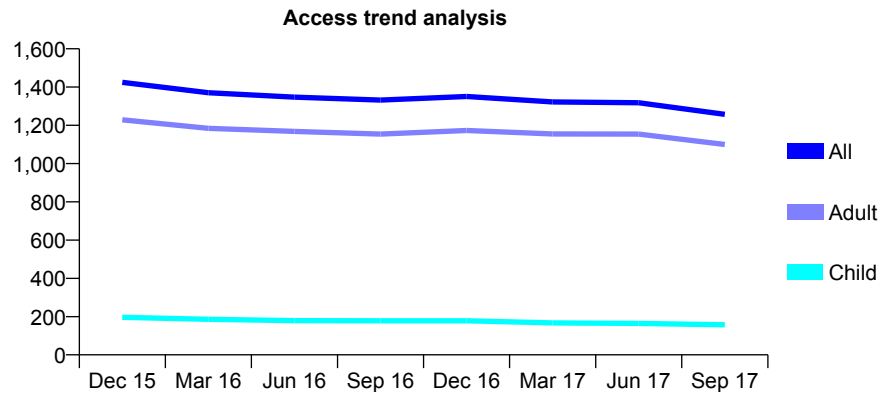
Q49 - Vital Signs At a Glance Contract Report for 906166/0001 - September 2017

Name or company name	MR JP CRAWFORD
Contract type name	GDS Contract
Purpose of contract	General
Contract start date	01/04/2006
Contract end date	22/09/2017

17/18 Contracted general activity (UDA)	1,433
Carry forward general activity (UDA)	-59
17/18 Contracted orthodontic activity (UOA)	0
Carry forward orthodontic activity (UOA)	0
Baseline contract value	£34,106.58

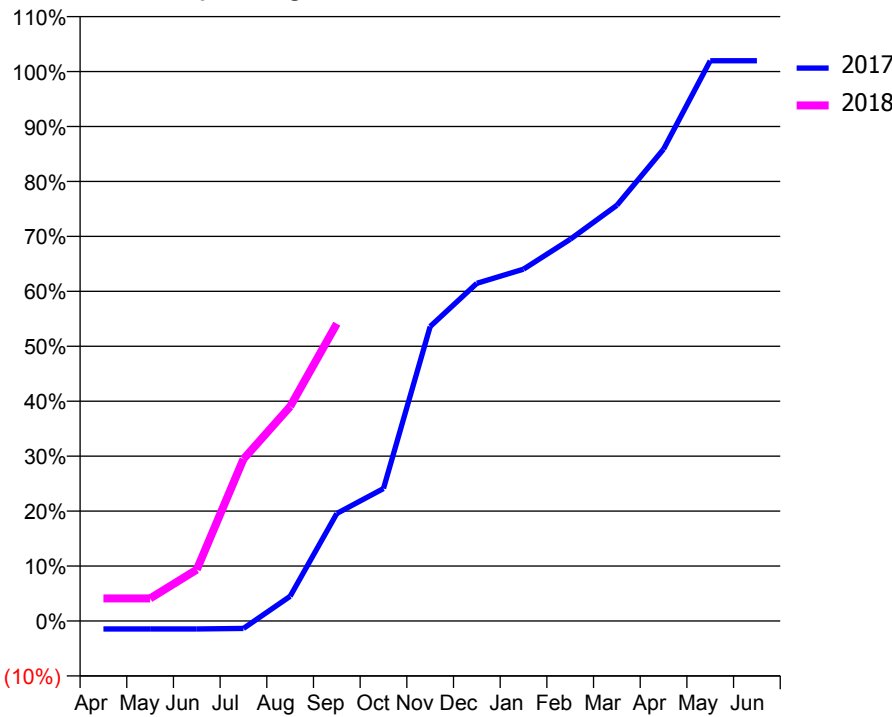
ACCESS*

Patients seen in 24 months	Total	Change since previous quarter
Quarter ending September 2016	1,332	
Quarter ending December 2016	1,351	→
Quarter ending March 2017	1,322	↓
Quarter ending June 2017	1,318	→
Quarter ending September 2017	1,257	↓
Variance since September 2016	(5.6%)	↓



ACTIVITY

Cumulative percentage of contracted UDA delivered 2017 & 2018



Month	Adjusted Scheduled Activity (UDA)	
	2017	2018
April	-44	59
May	-44	59
June	-44	134
July	-41	422
August	135	559
September	587	775
October	723	
November	1,608	
December	1,844	
January	1,921	
February	2,084	
March	2,270	
April	2,576	
May	3,059	
June	3,059	

QUALITY

	Quantity	Base Number	Contract	AT	Region	England
% of FP17s for the same patient ID Re-attending within 3 months - Children	4	110	3.6%	10.7%	12.8%	11.9%
% of FP17s for the same patient ID Re-attending within 3 months - Adults	26	732	3.6%	14.4%	16.5%	15.9%
% of FP17s for the same patient ID Re-attending between 3 & 9 months - Children	51	110	46.4%	57.8%	59.7%	58.1%
% of FP17s for the same patient ID Re-attending between 3 & 9 months - Adults	440	732	60.1%	52.8%	53.0%	50.6%
% of FP17s for Band 1 Urgent Courses	1	402	0.2%	8.2%	9.2%	9.1%
% of FP17s Relating to Free Repair or Replacements	7	402	1.7%	1.2%	1.0%	0.8%
% of FP17s Relating to Continuations	5	402	1.2%	1.4%	1.2%	1.1%
% of Patients satisfied with the dentistry they have received	1	1	N/A	91.8%	91.6%	91.4%
% of Patients satisfied with the time they had to wait for an appointment	1	1	N/A	88.1%	88.1%	87.7%

* This is based on patients treated on this contract for their most recent course of treatment. Figures in italics indicate the base number of FP17s or Patient Questionnaire responses are less than 100. N/A is shown where the base number of responses is less than 10 during the period. % is calculated as Quantity/Base number*100

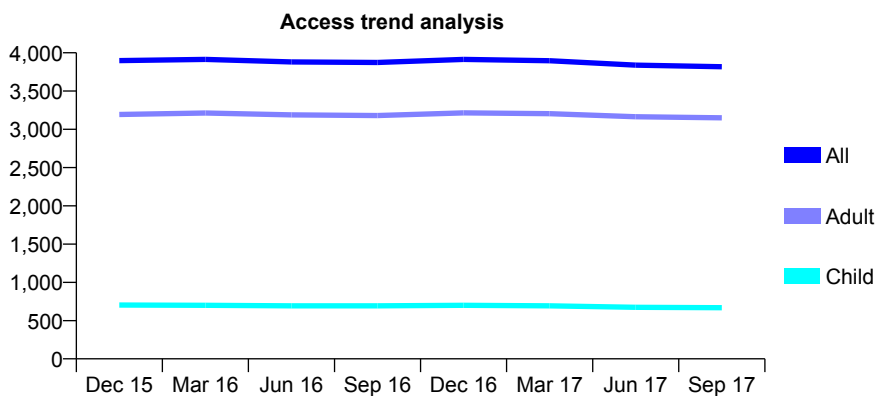
Q49 - Vital Signs At a Glance Contract Report for 907979/0001 - September 2017

Name or company name	MR GA CONLON
Contract type name	GDS Contract
Purpose of contract	General
Contract start date	01/04/2006
Contract end date	

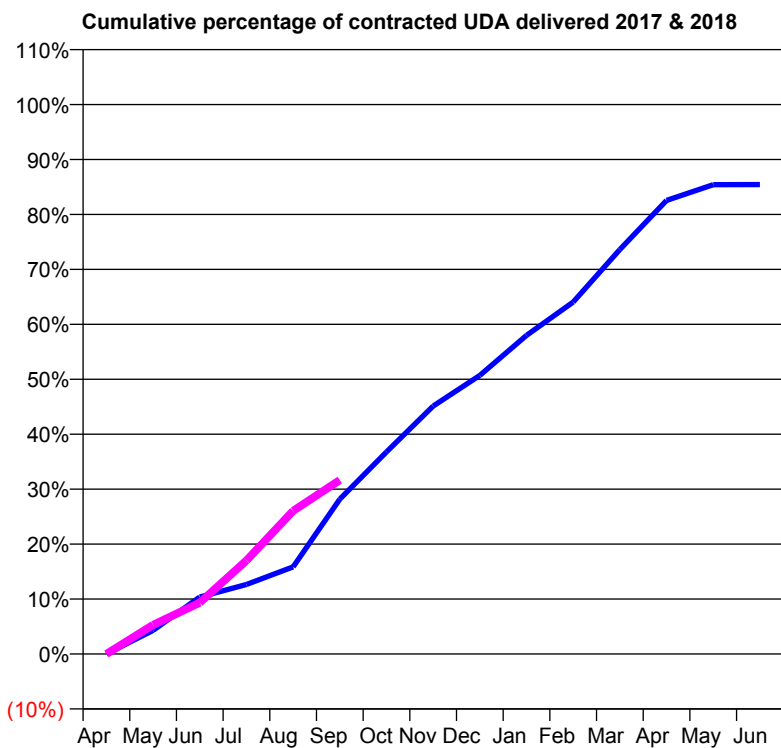
17/18 Contracted general activity (UDA)	12,000
Carry forward general activity (UDA)	0
17/18 Contracted orthodontic activity (UOA)	0
Carry forward orthodontic activity (UOA)	0
Baseline contract value	£259,869.87

ACCESS*

Patients seen in 24 months	Total	Change since previous quarter
Quarter ending September 2016	3,873	
Quarter ending December 2016	3,913	→
Quarter ending March 2017	3,897	→
Quarter ending June 2017	3,838	↓
Quarter ending September 2017	3,818	→
Variance since September 2016	(1.4%)	↓



ACTIVITY



Month	Adjusted Scheduled Activity (UDA)	
	2017	2018
April	1	0
May	558	636
June	1,342	1,122
July	1,636	2,043
August	2,051	3,125
September	3,645	3,800
October	4,756	
November	5,835	
December	6,555	
January	7,496	
February	8,283	
March	9,518	
April	10,672	
May	11,042	
June	11,045	

QUALITY

	Quantity	Base Number	Contract	AT	Region	England
% of FP17s for the same patient ID Re-attending within 3 months - Children	29	458	6.3%	10.7%	12.8%	11.9%
% of FP17s for the same patient ID Re-attending within 3 months - Adults	282	2,067	13.6%	14.4%	16.5%	15.9%
% of FP17s for the same patient ID Re-attending between 3 & 9 months - Children	243	458	53.1%	57.8%	59.7%	58.1%
% of FP17s for the same patient ID Re-attending between 3 & 9 months - Adults	1,121	2,067	54.2%	52.8%	53.0%	50.6%
% of FP17s for Band 1 Urgent Courses	16	1,913	0.8%	8.2%	9.2%	9.1%
% of FP17s Relating to Free Repair or Replacements	6	1,913	0.3%	1.2%	1.0%	0.8%
% of FP17s Relating to Continuations	39	1,913	2.0%	1.4%	1.2%	1.1%
% of Patients satisfied with the dentistry they have received	15	16	93.8%	91.8%	91.6%	91.4%
% of Patients satisfied with the time they had to wait for an appointment	15	16	93.8%	88.1%	88.1%	87.7%

* This is based on patients treated on this contract for their most recent course of treatment. Figures in italics indicate the base number of FP17s or Patient Questionnaire responses are less than 100. N/A is shown where the base number of responses is less than 10 during the period. % is calculated as Quantity/Base number*100

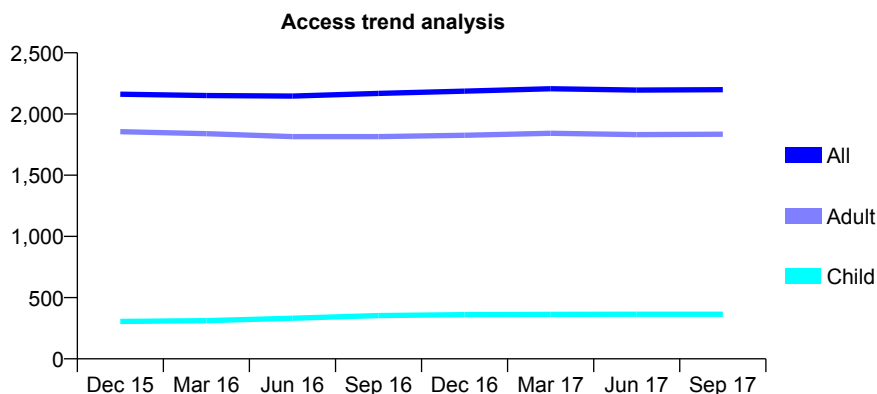
Q49 - Vital Signs At a Glance Contract Report for 912948/0001 - September 2017

Name or company name	MR MF LEE
Contract type name	GDS Contract
Purpose of contract	General
Contract start date	01/04/2006
Contract end date	

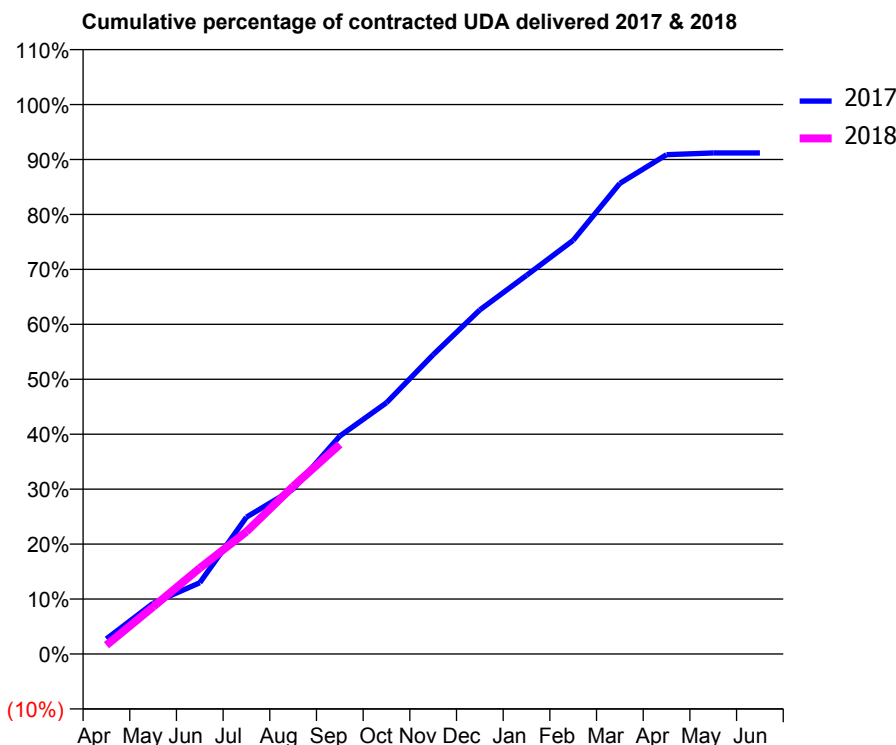
17/18 Contracted general activity (UDA)	6,547
Carry forward general activity (UDA)	0
17/18 Contracted orthodontic activity (UOA)	0
Carry forward orthodontic activity (UOA)	0
Baseline contract value	£172,731.03

ACCESS*

Patients seen in 24 months	Total	Change since previous quarter
Quarter ending September 2016	2,168	
Quarter ending December 2016	2,187	→
Quarter ending March 2017	2,206	→
Quarter ending June 2017	2,196	→
Quarter ending September 2017	2,199	→
Variance since September 2016	1.4%	→



ACTIVITY



Month	Adjusted Scheduled Activity (UDA)	
	2017	2018
April	180	106
May	605	561
June	848	1,024
July	1,632	1,458
August	1,964	1,998
September	2,597	2,496
October	2,993	
November	3,566	
December	4,100	
January	4,511	
February	4,929	
March	5,608	
April	5,949	
May	5,969	
June	5,969	

QUALITY

	Quantity	Base Number	Contract	AT	Region	England
% of FP17s for the same patient ID Re-attending within 3 months - Children	11	207	5.3%	10.7%	12.8%	11.9%
% of FP17s for the same patient ID Re-attending within 3 months - Adults	82	942	8.7%	14.4%	16.5%	15.9%
% of FP17s for the same patient ID Re-attending between 3 & 9 months - Children	103	207	49.8%	57.8%	59.7%	58.1%
% of FP17s for the same patient ID Re-attending between 3 & 9 months - Adults	435	942	46.2%	52.8%	53.0%	50.6%
% of FP17s for Band 1 Urgent Courses	85	1,043	8.1%	8.2%	9.2%	9.1%
% of FP17s Relating to Free Repair or Replacements	0	1,043	0.0%	1.2%	1.0%	0.8%
% of FP17s Relating to Continuations	4	1,043	0.4%	1.4%	1.2%	1.1%
% of Patients satisfied with the dentistry they have received	1	1	N/A	91.8%	91.6%	91.4%
% of Patients satisfied with the time they had to wait for an appointment	1	1	N/A	88.1%	88.1%	87.7%

* This is based on patients treated on this contract for their most recent course of treatment. Figures in italics indicate the base number of FP17s or Patient Questionnaire responses are less than 100. N/A is shown where the base number of responses is less than 10 during the period. % is calculated as Quantity/Base number*100

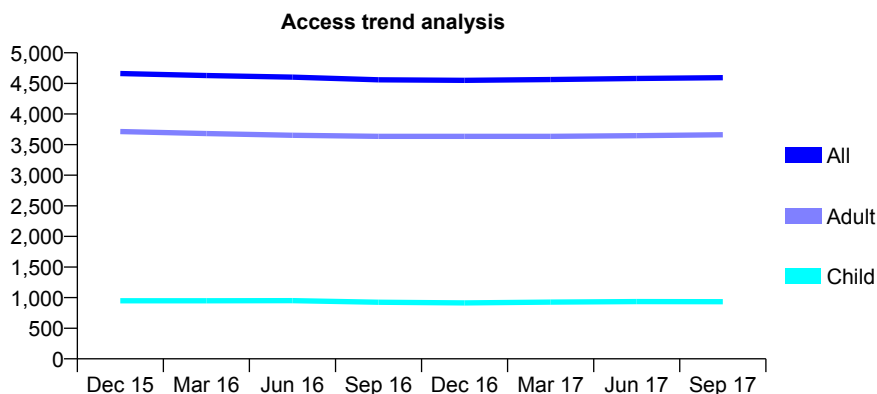
Q49 - Vital Signs At a Glance Contract Report for 914223/0001 - September 2017

Name or company name	MR S TAYLOR
Contract type name	GDS Contract
Purpose of contract	General
Contract start date	01/04/2006
Contract end date	

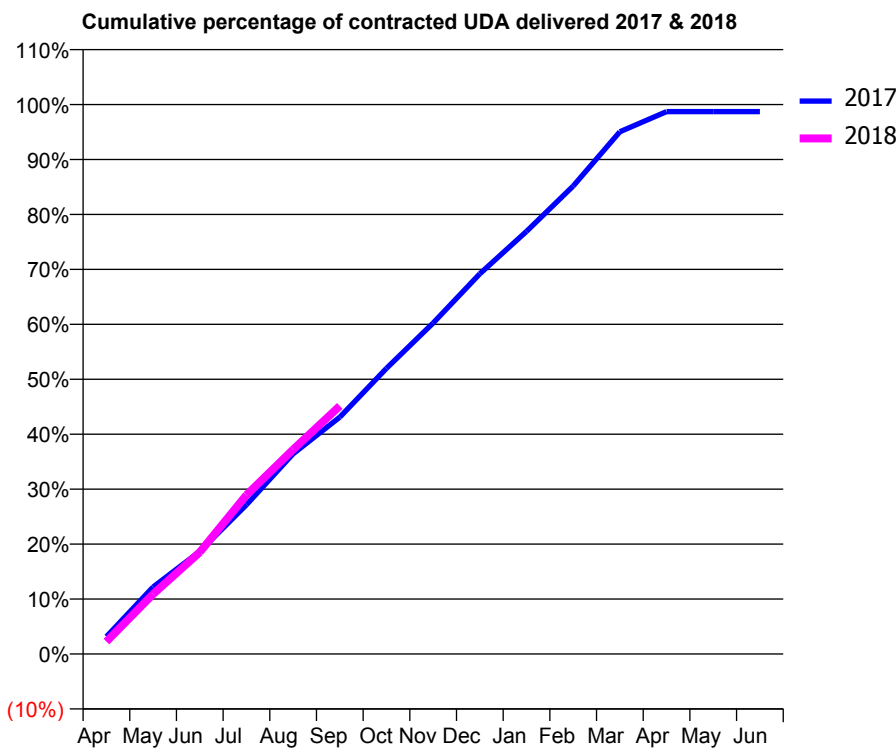
17/18 Contracted general activity (UDA)	12,600
Carry forward general activity (UDA)	163
17/18 Contracted orthodontic activity (UOA)	0
Carry forward orthodontic activity (UOA)	0
Baseline contract value	£374,782.44

ACCESS*

Patients seen in 24 months	Total	Change since previous quarter
Quarter ending September 2016	4,559	
Quarter ending December 2016	4,550	→
Quarter ending March 2017	4,563	→
Quarter ending June 2017	4,580	→
Quarter ending September 2017	4,594	→
Variance since September 2016	0.8%	→



ACTIVITY



Month	Adjusted Scheduled Activity (UDA)	
	2017	2018
April	400	285
May	1,537	1,374
June	2,354	2,334
July	3,424	3,646
August	4,592	4,689
September	5,431	5,688
October	6,552	
November	7,589	
December	8,718	
January	9,690	
February	10,732	
March	11,976	
April	12,437	
May	12,437	
June	12,437	

QUALITY

	Quantity	Base Number	Contract	AT	Region	England
% of FP17s for the same patient ID Re-attending within 3 months - Children	24	709	3.4%	10.7%	12.8%	11.9%
% of FP17s for the same patient ID Re-attending within 3 months - Adults	295	2,713	10.9%	14.4%	16.5%	15.9%
% of FP17s for the same patient ID Re-attending between 3 & 9 months - Children	476	709	67.1%	57.8%	59.7%	58.1%
% of FP17s for the same patient ID Re-attending between 3 & 9 months - Adults	1,712	2,713	63.1%	52.8%	53.0%	50.6%
% of FP17s for Band 1 Urgent Courses	111	3,223	3.4%	8.2%	9.2%	9.1%
% of FP17s Relating to Free Repair or Replacements	37	3,223	1.1%	1.2%	1.0%	0.8%
% of FP17s Relating to Continuations	47	3,223	1.5%	1.4%	1.2%	1.1%
% of Patients satisfied with the dentistry they have received	6	6	N/A	91.8%	91.6%	91.4%
% of Patients satisfied with the time they had to wait for an appointment	6	6	N/A	88.1%	88.1%	87.7%

* This is based on patients treated on this contract for their most recent course of treatment. Figures in italics indicate the base number of FP17s or Patient Questionnaire responses are less than 100. N/A is shown where the base number of responses is less than 10 during the period. % is calculated as Quantity/Base number*100

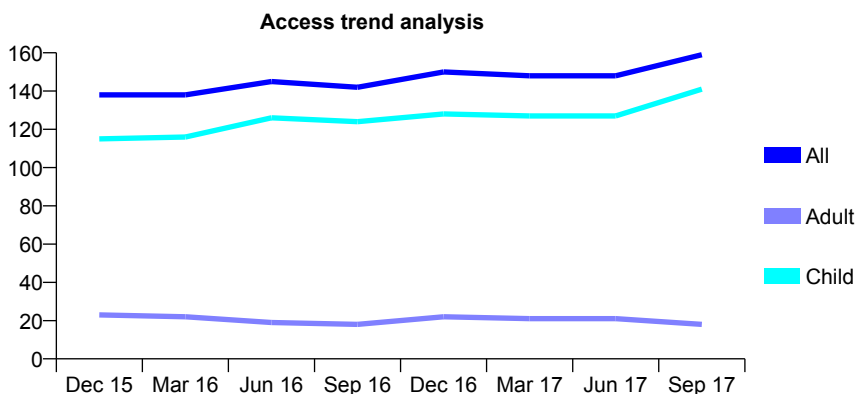
Q49 - Vital Signs At a Glance Contract Report for 914797/0001 - September 2017

Name or company name	MR RJ PARKER
Contract type name	GDS Contract
Purpose of contract	General and Orthodontic
Contract start date	01/04/2006
Contract end date	

17/18 Contracted general activity (UDA)	300
Carry forward general activity (UDA)	-1
17/18 Contracted orthodontic activity (UOA)	810
Carry forward orthodontic activity (UOA)	0
Baseline contract value	£59,882.66

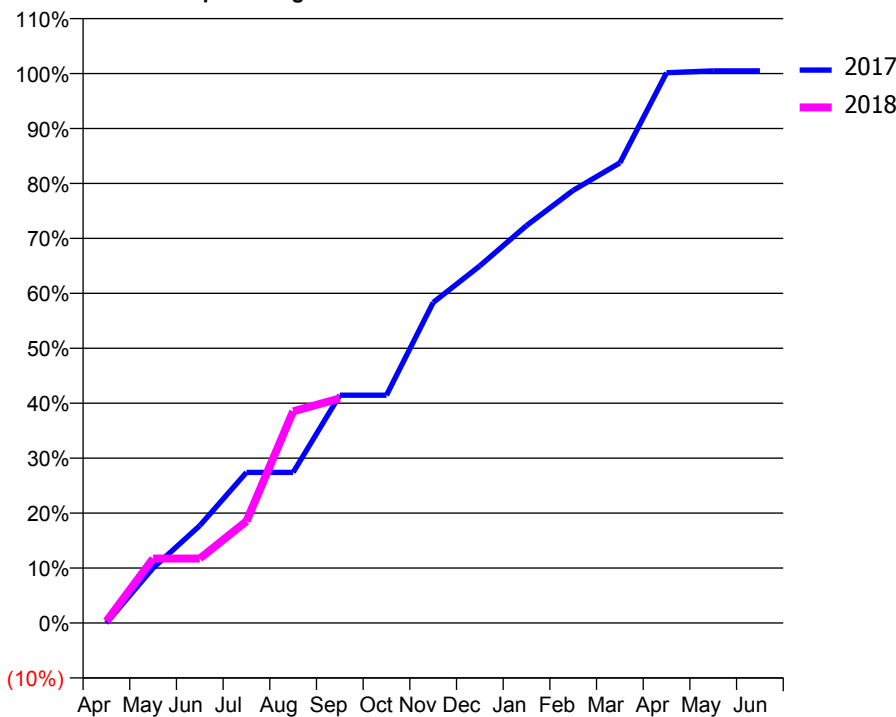
ACCESS*

Patients seen in 24 months	Total	Change since previous quarter
Quarter ending September 2016	142	
Quarter ending December 2016	150	↑
Quarter ending March 2017	148	↓
Quarter ending June 2017	148	→
Quarter ending September 2017	159	↑
Variance since September 2016	12.0%	↑



ACTIVITY

Cumulative percentage of contracted UDA delivered 2017 & 2018



Adjusted Scheduled Activity (UDA)

Month	2017	2018
April	0	1
May	30	35
June	53	35
July	82	56
August	82	116
September	124	123
October	124	
November	175	
December	195	
January	217	
February	236	
March	251	
April	300	
May	301	
June	301	

QUALITY

	Quantity	Base Number	Contract	AT	Region	England
% of FP17s for the same patient ID Re-attending within 3 months - Children	17	205	8.3%	10.7%	12.8%	11.9%
% of FP17s for the same patient ID Re-attending within 3 months - Adults	0	1	0.0%	14.4%	16.5%	15.9%
% of FP17s for the same patient ID Re-attending between 3 & 9 months - Children	75	205	36.6%	57.8%	59.7%	58.1%
% of FP17s for the same patient ID Re-attending between 3 & 9 months - Adults	0	1	0.0%	52.8%	53.0%	50.6%
% of FP17s for Band 1 Urgent Courses	3	81	3.7%	8.2%	9.2%	9.1%
% of FP17s Relating to Free Repair or Replacements	0	81	0.0%	1.2%	1.0%	0.8%
% of FP17s Relating to Continuations	0	81	0.0%	1.4%	1.2%	1.1%
% of Patients satisfied with the dentistry they have received	0	0	N/A	91.8%	91.6%	91.4%
% of Patients satisfied with the time they had to wait for an appointment	0	0	N/A	88.1%	88.1%	87.7%

* This is based on patients treated on this contract for their most recent course of treatment. Figures in italics indicate the base number of FP17s or Patient Questionnaire responses are less than 100. N/A is shown where the base number of responses is less than 10 during the period. % is calculated as Quantity/Base number*100

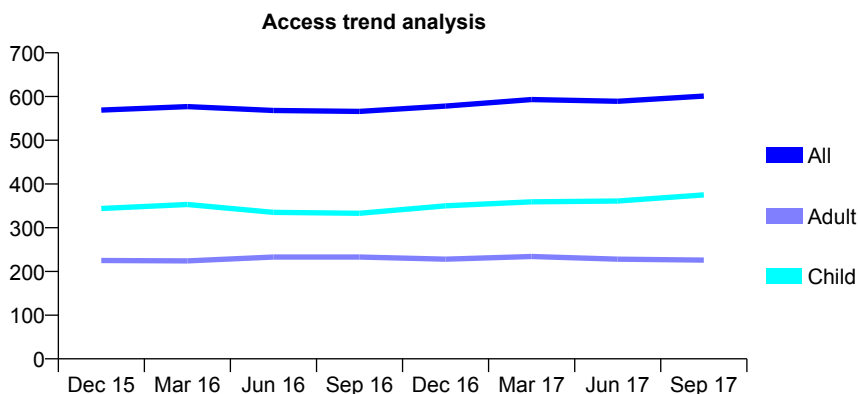
Q49 - Vital Signs At a Glance Contract Report for 916870/0001 - September 2017

Name or company name	MR WD DOBLE
Contract type name	GDS Contract
Purpose of contract	General and Orthodontic
Contract start date	01/10/2013
Contract end date	

17/18 Contracted general activity (UDA)	1,921
Carry forward general activity (UDA)	0
17/18 Contracted orthodontic activity (UOA)	0
Carry forward orthodontic activity (UOA)	0
Baseline contract value	£47,557.69

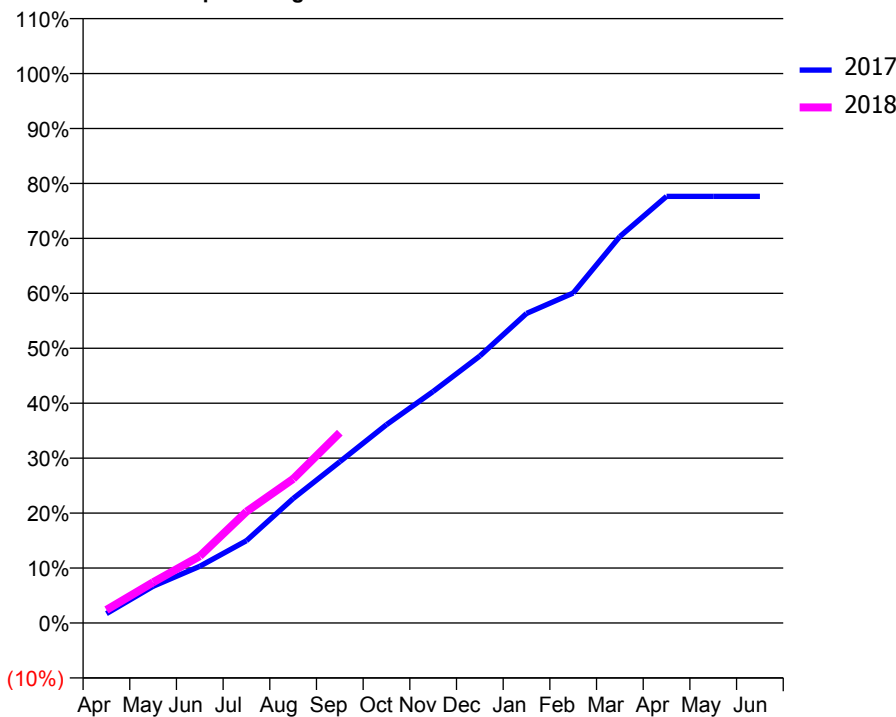
ACCESS*

Patients seen in 24 months	Total	Change since previous quarter
Quarter ending September 2016	566	
Quarter ending December 2016	578	↑
Quarter ending March 2017	593	↑
Quarter ending June 2017	589	→
Quarter ending September 2017	601	↑
Variance since September 2016	6.2%	↑



ACTIVITY

Cumulative percentage of contracted UDA delivered 2017 & 2018



Adjusted Scheduled Activity (UDA)

Month	2017	2018
April	33	46
May	128	143
June	198	234
July	288	389
August	435	504
September	564	665
October	694	
November	810	
December	934	
January	1,082	
February	1,154	
March	1,351	
April	1,491	
May	1,491	
June	1,491	

QUALITY

	Quantity	Base Number	Contract	AT	Region	England
% of FP17s for the same patient ID Re-attending within 3 months - Children	41	369	11.1%	10.7%	12.8%	11.9%
% of FP17s for the same patient ID Re-attending within 3 months - Adults	21	147	14.3%	14.4%	16.5%	15.9%
% of FP17s for the same patient ID Re-attending between 3 & 9 months - Children	265	369	71.8%	57.8%	59.7%	58.1%
% of FP17s for the same patient ID Re-attending between 3 & 9 months - Adults	105	147	71.4%	52.8%	53.0%	50.6%
% of FP17s for Band 1 Urgent Courses	12	438	2.7%	8.2%	9.2%	9.1%
% of FP17s Relating to Free Repair or Replacements	1	438	0.2%	1.2%	1.0%	0.8%
% of FP17s Relating to Continuations	0	438	0.0%	1.4%	1.2%	1.1%
% of Patients satisfied with the dentistry they have received	0	1	N/A	91.8%	91.6%	91.4%
% of Patients satisfied with the time they had to wait for an appointment	1	1	N/A	88.1%	88.1%	87.7%

* This is based on patients treated on this contract for their most recent course of treatment. Figures in italics indicate the base number of FP17s or Patient Questionnaire responses are less than 100. N/A is shown where the base number of responses is less than 10 during the period. % is calculated as Quantity/Base number*100

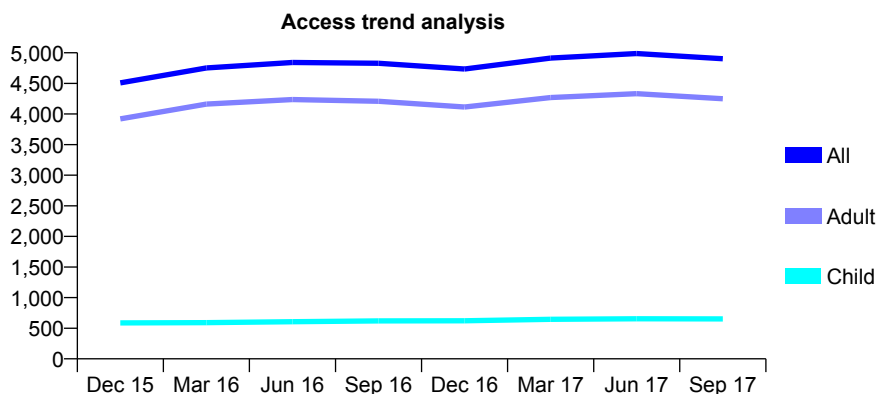
Q49 - Vital Signs At a Glance Contract Report for 917427/0003 - September 2017

Name or company name	MR P BRANTINGHAM
Contract type name	GDS Contract
Purpose of contract	General
Contract start date	01/04/2006
Contract end date	

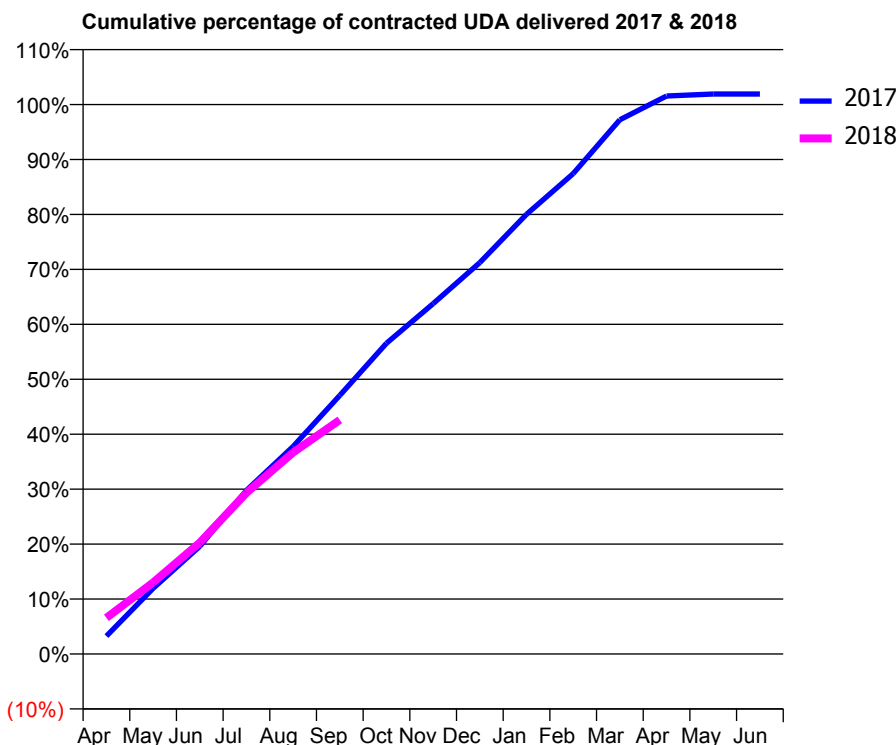
17/18 Contracted general activity (UDA)	13,884
Carry forward general activity (UDA)	-265
17/18 Contracted orthodontic activity (UOA)	0
Carry forward orthodontic activity (UOA)	0
Baseline contract value	£457,540.99

ACCESS*

Patients seen in 24 months	Total	Change since previous quarter
Quarter ending September 2016	4,828	
Quarter ending December 2016	4,736	↓
Quarter ending March 2017	4,914	↑
Quarter ending June 2017	4,987	→
Quarter ending September 2017	4,903	↓
Variance since September 2016	1.6%	→



ACTIVITY



Month	Adjusted Scheduled Activity (UDA)	
	2017	2018
April	454	914
May	1,659	1,806
June	2,721	2,816
July	4,137	4,073
August	5,243	5,091
September	6,534	5,916
October	7,853	
November	8,852	
December	9,891	
January	11,108	
February	12,136	
March	13,498	
April	14,098	
May	14,148	
June	14,149	

QUALITY

	Quantity	Base Number	Contract	AT	Region	England
% of FP17s for the same patient ID Re-attending within 3 months - Children	37	425	8.7%	10.7%	12.8%	11.9%
% of FP17s for the same patient ID Re-attending within 3 months - Adults	459	2,398	19.1%	14.4%	16.5%	15.9%
% of FP17s for the same patient ID Re-attending between 3 & 9 months - Children	222	425	52.2%	57.8%	59.7%	58.1%
% of FP17s for the same patient ID Re-attending between 3 & 9 months - Adults	977	2,398	40.7%	52.8%	53.0%	50.6%
% of FP17s for Band 1 Urgent Courses	246	2,461	10.0%	8.2%	9.2%	9.1%
% of FP17s Relating to Free Repair or Replacements	42	2,461	1.7%	1.2%	1.0%	0.8%
% of FP17s Relating to Continuations	97	2,461	3.9%	1.4%	1.2%	1.1%
% of Patients satisfied with the dentistry they have received	6	6	N/A	91.8%	91.6%	91.4%
% of Patients satisfied with the time they had to wait for an appointment	4	6	N/A	88.1%	88.1%	87.7%

* This is based on patients treated on this contract for their most recent course of treatment. Figures in italics indicate the base number of FP17s or Patient Questionnaire responses are less than 100. N/A is shown where the base number of responses is less than 10 during the period. % is calculated as Quantity/Base number*100

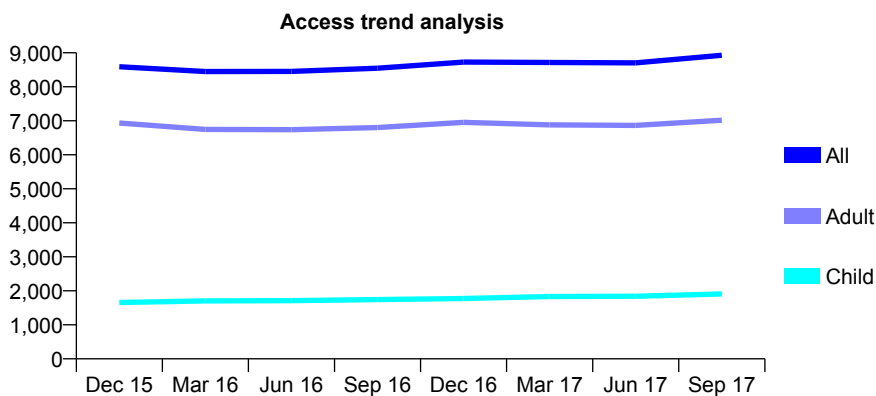
Q49 - Vital Signs At a Glance Contract Report for 917427/0004 - September 2017

Name or company name	MR P BRANTINGHAM
Contract type name	GDS Contract
Purpose of contract	General
Contract start date	01/04/2006
Contract end date	

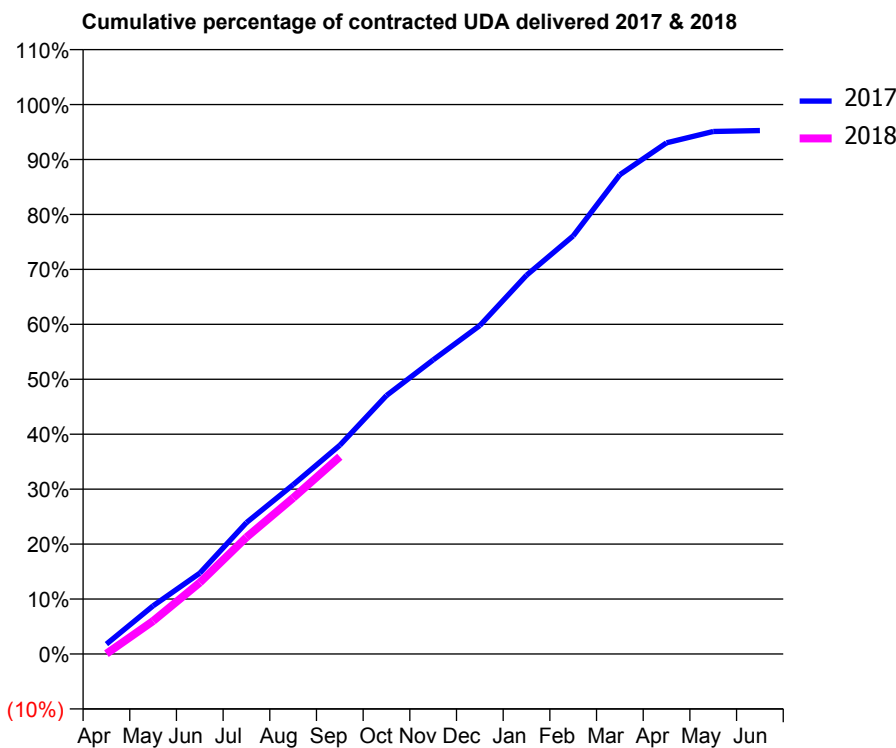
17/18 Contracted general activity (UDA)	33,157
Carry forward general activity (UDA)	0
17/18 Contracted orthodontic activity (UOA)	0
Carry forward orthodontic activity (UOA)	0
Baseline contract value	£964,410.54

ACCESS*

Patients seen in 24 months	Total	Change since previous quarter
Quarter ending September 2016	8,546	
Quarter ending December 2016	8,726	↑
Quarter ending March 2017	8,716	→
Quarter ending June 2017	8,705	→
Quarter ending September 2017	8,927	↑
Variance since September 2016	4.5%	↑



ACTIVITY



Month	Adjusted Scheduled Activity (UDA)	
	2017	2018
April	584	19
May	2,845	1,989
June	4,773	4,306
July	7,759	7,041
August	9,995	9,421
September	12,327	11,904
October	15,258	
November	17,364	
December	19,393	
January	22,359	
February	24,685	
March	28,295	
April	30,179	
May	30,850	
June	30,903	

QUALITY

	Quantity	Base Number	Contract	AT	Region	England
% of FP17s for the same patient ID Re-attending within 3 months - Children	164	1,368	12.0%	10.7%	12.8%	11.9%
% of FP17s for the same patient ID Re-attending within 3 months - Adults	1,008	4,669	21.6%	14.4%	16.5%	15.9%
% of FP17s for the same patient ID Re-attending between 3 & 9 months - Children	681	1,368	49.8%	57.8%	59.7%	58.1%
% of FP17s for the same patient ID Re-attending between 3 & 9 months - Adults	1,992	4,669	42.7%	52.8%	53.0%	50.6%
% of FP17s for Band 1 Urgent Courses	781	5,230	14.9%	8.2%	9.2%	9.1%
% of FP17s Relating to Free Repair or Replacements	124	5,230	2.4%	1.2%	1.0%	0.8%
% of FP17s Relating to Continuations	122	5,230	2.3%	1.4%	1.2%	1.1%
% of Patients satisfied with the dentistry they have received	15	15	100.0%	91.8%	91.6%	91.4%
% of Patients satisfied with the time they had to wait for an appointment	12	15	80.0%	88.1%	88.1%	87.7%

* This is based on patients treated on this contract for their most recent course of treatment. Figures in italics indicate the base number of FP17s or Patient Questionnaire responses are less than 100. N/A is shown where the base number of responses is less than 10 during the period. % is calculated as Quantity/Base number*100

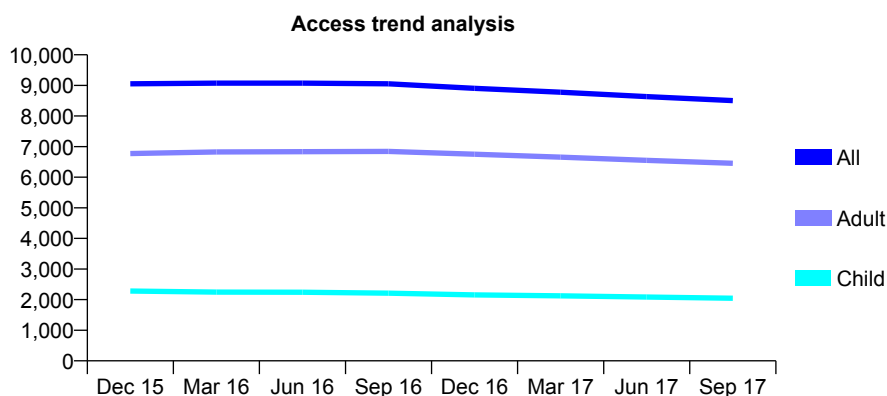
Q49 - Vital Signs At a Glance Contract Report for 920045/0002 - September 2017

Name or company name	MRS PA DODD
Contract type name	GDS Contract
Purpose of contract	General and Orthodontic
Contract start date	01/04/2006
Contract end date	

17/18 Contracted general activity (UDA)	23,731
Carry forward general activity (UDA)	494
17/18 Contracted orthodontic activity (UOA)	0
Carry forward orthodontic activity (UOA)	0
Baseline contract value	£616,713.33

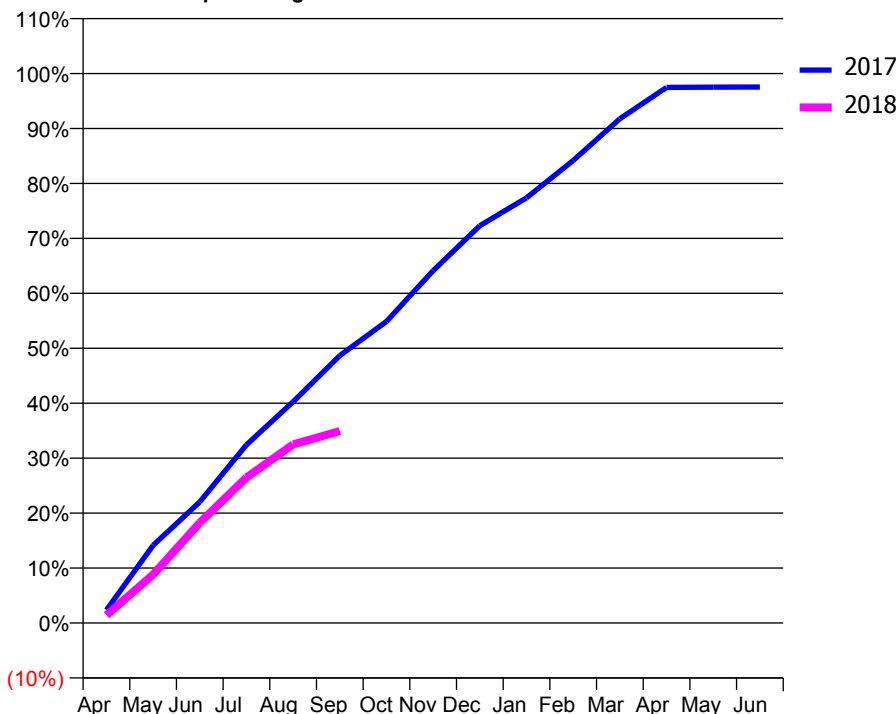
ACCESS*

Patients seen in 24 months	Total	Change since previous quarter
Quarter ending September 2016	9,054	
Quarter ending December 2016	8,906	↓
Quarter ending March 2017	8,779	↓
Quarter ending June 2017	8,636	↓
Quarter ending September 2017	8,502	↓
Variance since September 2016	(6.1%)	↓



ACTIVITY

Cumulative percentage of contracted UDA delivered 2017 & 2018



Month	Adjusted Scheduled Activity (UDA)	
	2017	2018
April	554	337
May	3,304	2,096
June	5,152	4,335
July	7,584	6,283
August	9,418	7,714
September	11,377	8,288
October	12,831	
November	14,996	
December	16,906	
January	18,092	
February	19,678	
March	21,454	
April	22,786	
May	22,801	
June	22,806	

QUALITY

	Quantity	Base Number	Contract	AT	Region	England
% of FP17s for the same patient ID Re-attending within 3 months - Children	129	1,672	7.7%	10.7%	12.8%	11.9%
% of FP17s for the same patient ID Re-attending within 3 months - Adults	594	4,661	12.7%	14.4%	16.5%	15.9%
% of FP17s for the same patient ID Re-attending between 3 & 9 months - Children	1,163	1,672	69.6%	57.8%	59.7%	58.1%
% of FP17s for the same patient ID Re-attending between 3 & 9 months - Adults	3,062	4,661	65.7%	52.8%	53.0%	50.6%
% of FP17s for Band 1 Urgent Courses	112	4,769	2.3%	8.2%	9.2%	9.1%
% of FP17s Relating to Free Repair or Replacements	52	4,769	1.1%	1.2%	1.0%	0.8%
% of FP17s Relating to Continuations	115	4,769	2.4%	1.4%	1.2%	1.1%
% of Patients satisfied with the dentistry they have received	14	17	82.4%	91.8%	91.6%	91.4%
% of Patients satisfied with the time they had to wait for an appointment	14	17	82.4%	88.1%	88.1%	87.7%

* This is based on patients treated on this contract for their most recent course of treatment. Figures in italics indicate the base number of FP17s or Patient Questionnaire responses are less than 100. N/A is shown where the base number of responses is less than 10 during the period. % is calculated as Quantity/Base number*100

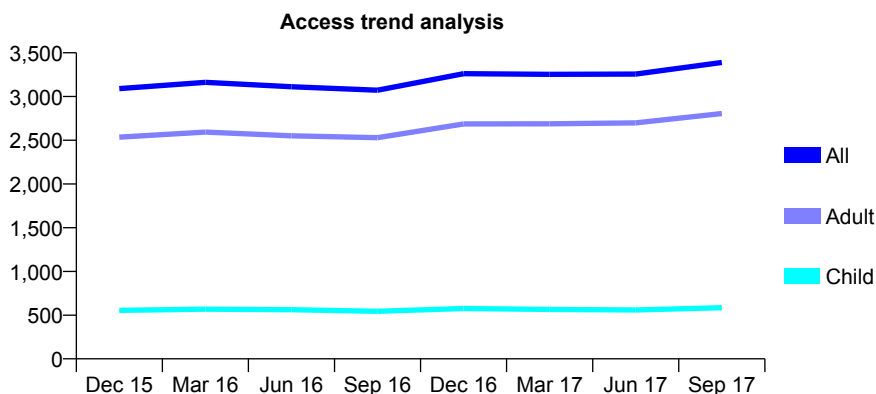
Q49 - Vital Signs At a Glance Contract Report for 920576/0001 - September 2017

Name or company name	MR G BAYTUG
Contract type name	GDS Contract
Purpose of contract	General
Contract start date	01/04/2006
Contract end date	

17/18 Contracted general activity (UDA)	15,354
Carry forward general activity (UDA)	0
17/18 Contracted orthodontic activity (UOA)	0
Carry forward orthodontic activity (UOA)	0
Baseline contract value	£693,356.50

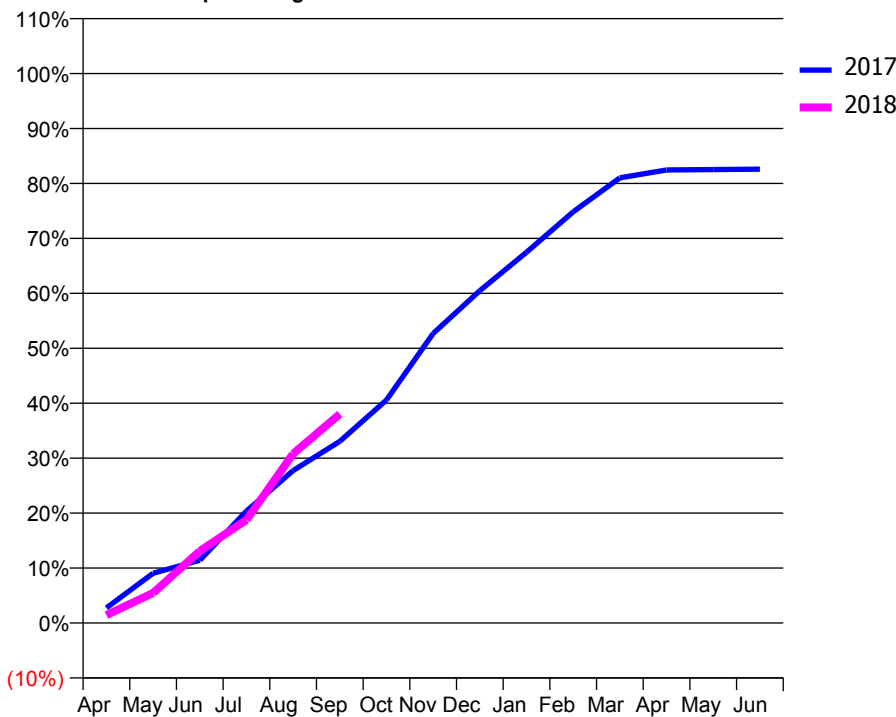
ACCESS*

Patients seen in 24 months	Total	Change since previous quarter
Quarter ending September 2016	3,072	
Quarter ending December 2016	3,261	↑
Quarter ending March 2017	3,253	→
Quarter ending June 2017	3,257	→
Quarter ending September 2017	3,390	↑
Variance since September 2016	10.4%	↑



ACTIVITY

Cumulative percentage of contracted UDA delivered 2017 & 2018



Month	Adjusted Scheduled Activity (UDA)	
	2017	2018
April	424	220
May	1,390	840
June	1,753	2,011
July	3,127	2,883
August	4,261	4,729
September	5,078	5,840
October	6,230	
November	8,090	
December	9,287	
January	10,361	
February	11,491	
March	12,438	
April	12,659	
May	12,668	
June	12,682	

QUALITY

	Quantity	Base Number	Contract	AT	Region	England
% of FP17s for the same patient ID Re-attending within 3 months - Children	44	469	9.4%	10.7%	12.8%	11.9%
% of FP17s for the same patient ID Re-attending within 3 months - Adults	428	2,372	18.0%	14.4%	16.5%	15.9%
% of FP17s for the same patient ID Re-attending between 3 & 9 months - Children	283	469	60.3%	57.8%	59.7%	58.1%
% of FP17s for the same patient ID Re-attending between 3 & 9 months - Adults	1,459	2,372	61.5%	52.8%	53.0%	50.6%
% of FP17s for Band 1 Urgent Courses	143	2,713	5.3%	8.2%	9.2%	9.1%
% of FP17s Relating to Free Repair or Replacements	30	2,713	1.1%	1.2%	1.0%	0.8%
% of FP17s Relating to Continuations	140	2,713	5.2%	1.4%	1.2%	1.1%
% of Patients satisfied with the dentistry they have received	5	7	N/A	91.8%	91.6%	91.4%
% of Patients satisfied with the time they had to wait for an appointment	5	7	N/A	88.1%	88.1%	87.7%

* This is based on patients treated on this contract for their most recent course of treatment. Figures in italics indicate the base number of FP17s or Patient Questionnaire responses are less than 100. N/A is shown where the base number of responses is less than 10 during the period. % is calculated as Quantity/Base number*100

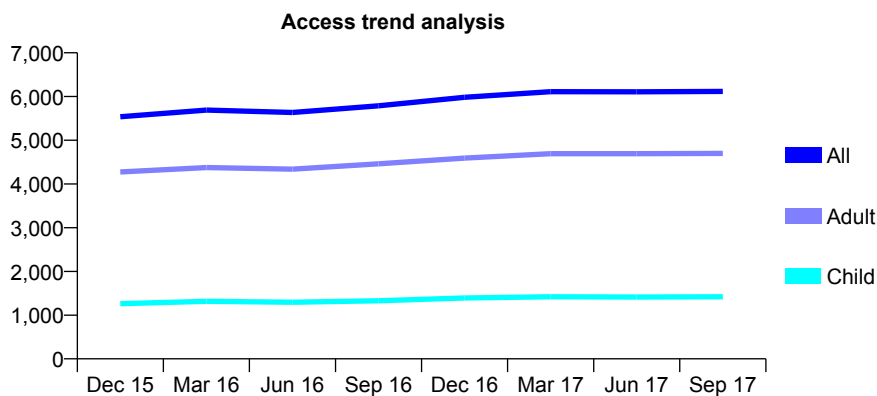
Q49 - Vital Signs At a Glance Contract Report for 925705/0001 - September 2017

Name or company name	MR SA EABORN
Contract type name	GDS Contract
Purpose of contract	General
Contract start date	01/04/2006
Contract end date	

17/18 Contracted general activity (UDA)	16,440
Carry forward general activity (UDA)	-309
17/18 Contracted orthodontic activity (UOA)	0
Carry forward orthodontic activity (UOA)	0
Baseline contract value	£440,231.74

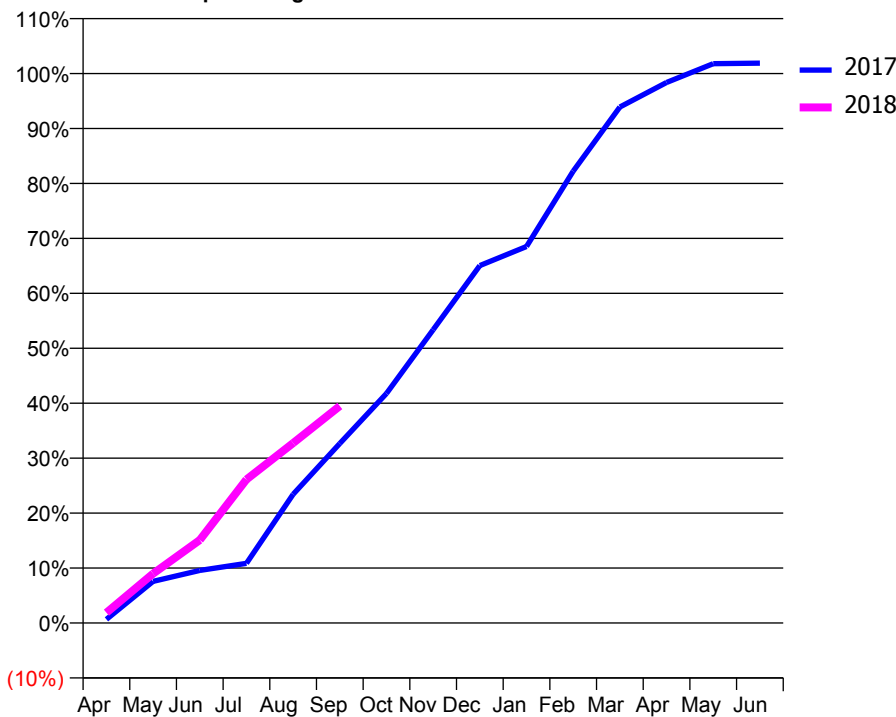
ACCESS*

Patients seen in 24 months	Total	Change since previous quarter
Quarter ending September 2016	5,787	
Quarter ending December 2016	5,982	↑
Quarter ending March 2017	6,112	↑
Quarter ending June 2017	6,107	→
Quarter ending September 2017	6,117	→
Variance since September 2016	5.7%	↑



ACTIVITY

Cumulative percentage of contracted UDA delivered 2017 & 2018



Month	Adjusted Scheduled Activity (UDA)	
	2017	2018
April	111	309
May	1,247	1,479
June	1,576	2,484
July	1,784	4,296
August	3,852	5,382
September	5,372	6,492
October	6,870	
November	8,774	
December	10,694	
January	11,265	
February	13,520	
March	15,438	
April	16,171	
May	16,736	
June	16,749	

QUALITY

	Quantity	Base Number	Contract	AT	Region	England
% of FP17s for the same patient ID Re-attending within 3 months - Children	61	784	7.8%	10.7%	12.8%	11.9%
% of FP17s for the same patient ID Re-attending within 3 months - Adults	360	2,451	14.7%	14.4%	16.5%	15.9%
% of FP17s for the same patient ID Re-attending between 3 & 9 months - Children	373	784	47.6%	57.8%	59.7%	58.1%
% of FP17s for the same patient ID Re-attending between 3 & 9 months - Adults	1,122	2,451	45.8%	52.8%	53.0%	50.6%
% of FP17s for Band 1 Urgent Courses	245	2,683	9.1%	8.2%	9.2%	9.1%
% of FP17s Relating to Free Repair or Replacements	32	2,683	1.2%	1.2%	1.0%	0.8%
% of FP17s Relating to Continuations	25	2,683	0.9%	1.4%	1.2%	1.1%
% of Patients satisfied with the dentistry they have received	13	14	92.9%	91.8%	91.6%	91.4%
% of Patients satisfied with the time they had to wait for an appointment	14	14	100.0%	88.1%	88.1%	87.7%

* This is based on patients treated on this contract for their most recent course of treatment. Figures in italics indicate the base number of FP17s or Patient Questionnaire responses are less than 100. N/A is shown where the base number of responses is less than 10 during the period. % is calculated as Quantity/Base number*100

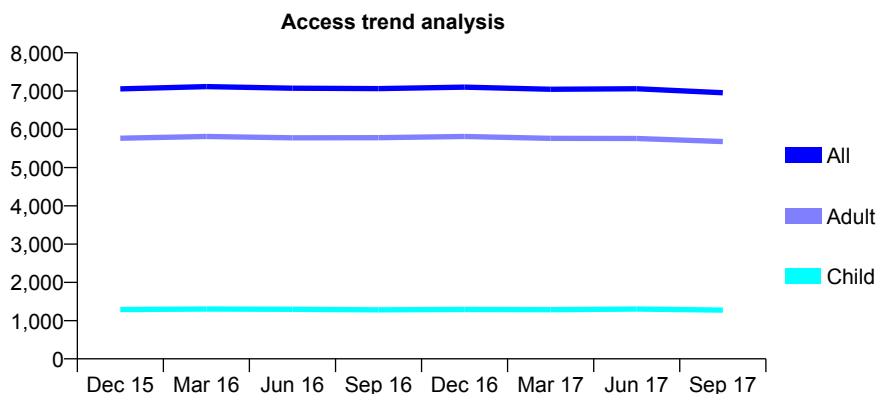
Q49 - Vital Signs At a Glance Contract Report for 933406/0001 - September 2017

Name or company name	MR JI SYKES
Contract type name	GDS Contract
Purpose of contract	General
Contract start date	11/08/2007
Contract end date	

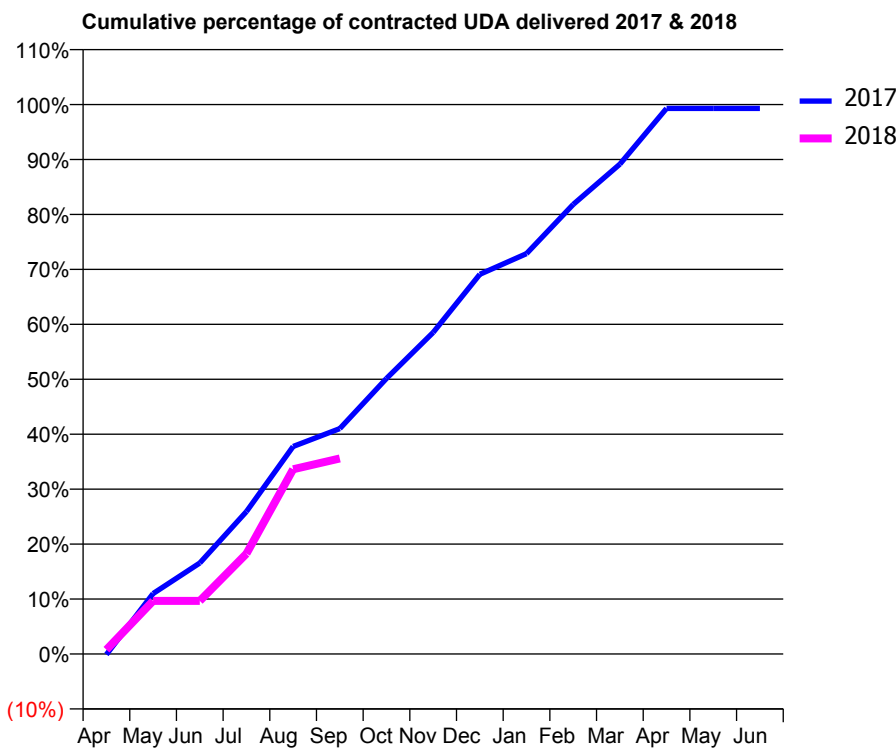
17/18 Contracted general activity (UDA)	19,332
Carry forward general activity (UDA)	136
17/18 Contracted orthodontic activity (UOA)	0
Carry forward orthodontic activity (UOA)	0
Baseline contract value	£434,385.99

ACCESS*

Patients seen in 24 months	Total	Change since previous quarter
Quarter ending September 2016	7,064	
Quarter ending December 2016	7,103	→
Quarter ending March 2017	7,048	→
Quarter ending June 2017	7,061	→
Quarter ending September 2017	6,955	↓
Variance since September 2016	(1.5%)	↓



ACTIVITY



Month	Adjusted Scheduled Activity (UDA)	
	2017	2018
April	-23	153
May	2,130	1,871
June	3,202	1,871
July	5,012	3,530
August	7,302	6,500
September	7,932	6,881
October	9,695	
November	11,313	
December	13,359	
January	14,087	
February	15,819	
March	17,235	
April	19,196	
May	19,196	
June	19,196	

QUALITY

	Quantity	Base Number	Contract	AT	Region	England
% of FP17s for the same patient ID Re-attending within 3 months - Children	49	986	5.0%	10.7%	12.8%	11.9%
% of FP17s for the same patient ID Re-attending within 3 months - Adults	443	3,367	13.2%	14.4%	16.5%	15.9%
% of FP17s for the same patient ID Re-attending between 3 & 9 months - Children	618	986	62.7%	57.8%	59.7%	58.1%
% of FP17s for the same patient ID Re-attending between 3 & 9 months - Adults	1,597	3,367	47.4%	52.8%	53.0%	50.6%
% of FP17s for Band 1 Urgent Courses	310	3,404	9.1%	8.2%	9.2%	9.1%
% of FP17s Relating to Free Repair or Replacements	36	3,404	1.1%	1.2%	1.0%	0.8%
% of FP17s Relating to Continuations	27	3,404	0.8%	1.4%	1.2%	1.1%
% of Patients satisfied with the dentistry they have received	19	20	95.0%	91.8%	91.6%	91.4%
% of Patients satisfied with the time they had to wait for an appointment	18	20	90.0%	88.1%	88.1%	87.7%

* This is based on patients treated on this contract for their most recent course of treatment. Figures in italics indicate the base number of FP17s or Patient Questionnaire responses are less than 100. N/A is shown where the base number of responses is less than 10 during the period. % is calculated as Quantity/Base number*100

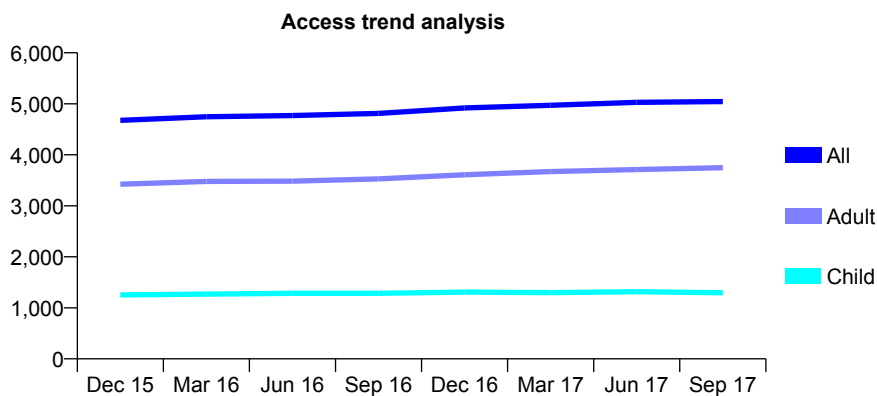
Q49 - Vital Signs At a Glance Contract Report for 934518/0001 - September 2017

Name or company name	Mrs J D Black and Mr G Cowie
Contract type name	GDS Contract
Purpose of contract	General
Contract start date	01/04/2006
Contract end date	

17/18 Contracted general activity (UDA)	16,241
Carry forward general activity (UDA)	105
17/18 Contracted orthodontic activity (UOA)	0
Carry forward orthodontic activity (UOA)	0
Baseline contract value	£436,049.69

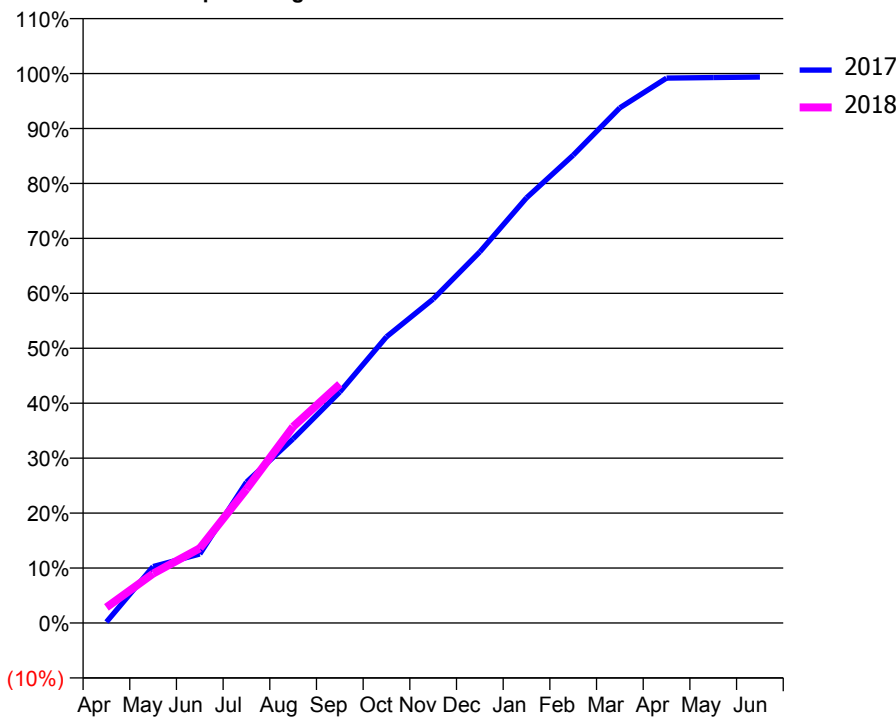
ACCESS*

Patients seen in 24 months	Total	Change since previous quarter
Quarter ending September 2016	4,813	
Quarter ending December 2016	4,918	↑
Quarter ending March 2017	4,970	→
Quarter ending June 2017	5,029	→
Quarter ending September 2017	5,044	→
Variance since September 2016	4.8%	↑



ACTIVITY

Cumulative percentage of contracted UDA delivered 2017 & 2018



Month	Adjusted Scheduled Activity (UDA)	
	2017	2018
April	28	464
May	1,667	1,462
June	2,035	2,210
July	4,159	3,955
August	5,436	5,803
September	6,818	7,060
October	8,446	
November	9,559	
December	10,955	
January	12,549	
February	13,808	
March	15,203	
April	16,079	
May	16,096	
June	16,111	

QUALITY

	Quantity	Base Number	Contract	AT	Region	England
% of FP17s for the same patient ID Re-attending within 3 months - Children	75	930	8.1%	10.7%	12.8%	11.9%
% of FP17s for the same patient ID Re-attending within 3 months - Adults	302	2,279	13.3%	14.4%	16.5%	15.9%
% of FP17s for the same patient ID Re-attending between 3 & 9 months - Children	492	930	52.9%	57.8%	59.7%	58.1%
% of FP17s for the same patient ID Re-attending between 3 & 9 months - Adults	1,112	2,279	48.8%	52.8%	53.0%	50.6%
% of FP17s for Band 1 Urgent Courses	210	2,900	7.2%	8.2%	9.2%	9.1%
% of FP17s Relating to Free Repair or Replacements	31	2,900	1.1%	1.2%	1.0%	0.8%
% of FP17s Relating to Continuations	7	2,900	0.2%	1.4%	1.2%	1.1%
% of Patients satisfied with the dentistry they have received	11	12	91.7%	91.8%	91.6%	91.4%
% of Patients satisfied with the time they had to wait for an appointment	9	12	75.0%	88.1%	88.1%	87.7%

* This is based on patients treated on this contract for their most recent course of treatment. Figures in italics indicate the base number of FP17s or Patient Questionnaire responses are less than 100. N/A is shown where the base number of responses is less than 10 during the period. % is calculated as Quantity/Base number*100

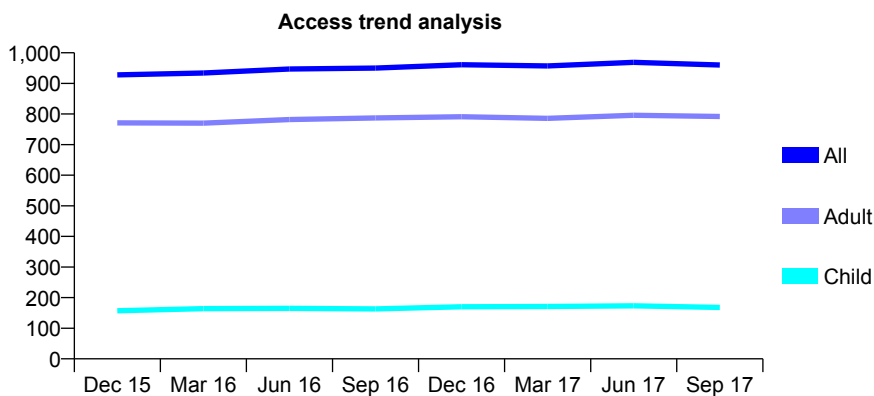
Q49 - Vital Signs At a Glance Contract Report for 937932/0003 - September 2017

Name or company name	MR I STEELE
Contract type name	GDS Contract
Purpose of contract	General
Contract start date	02/01/2014
Contract end date	

17/18 Contracted general activity (UDA)	3,000
Carry forward general activity (UDA)	109
17/18 Contracted orthodontic activity (UOA)	0
Carry forward orthodontic activity (UOA)	0
Baseline contract value	£72,590.66

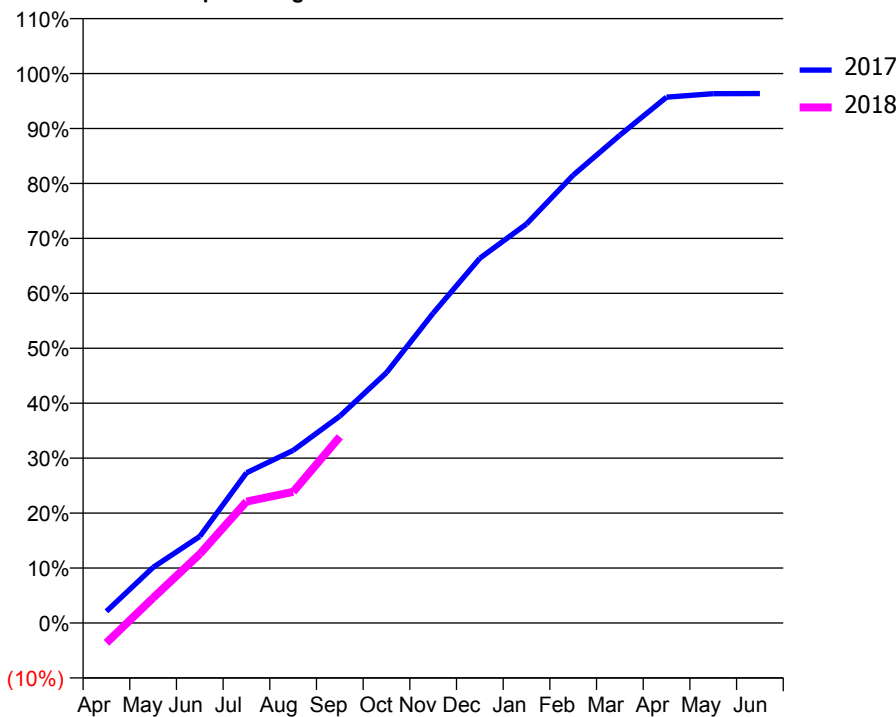
ACCESS*

Patients seen in 24 months	Total	Change since previous quarter
Quarter ending September 2016	950	
Quarter ending December 2016	961	→
Quarter ending March 2017	957	→
Quarter ending June 2017	969	→
Quarter ending September 2017	960	→
Variance since September 2016	1.1%	→



ACTIVITY

Cumulative percentage of contracted UDA delivered 2017 & 2018



Month	Adjusted Scheduled Activity (UDA)	
	2017	2018
April	64	-109
May	304	137
June	473	377
July	820	663
August	942	716
September	1,129	1,017
October	1,367	
November	1,692	
December	1,992	
January	2,179	
February	2,445	
March	2,663	
April	2,871	
May	2,890	
June	2,891	

QUALITY

	Quantity	Base Number	Contract	AT	Region	England
% of FP17s for the same patient ID Re-attending within 3 months - Children	7	135	5.2%	10.7%	12.8%	11.9%
% of FP17s for the same patient ID Re-attending within 3 months - Adults	96	664	14.5%	14.4%	16.5%	15.9%
% of FP17s for the same patient ID Re-attending between 3 & 9 months - Children	103	135	76.3%	57.8%	59.7%	58.1%
% of FP17s for the same patient ID Re-attending between 3 & 9 months - Adults	458	664	69.0%	52.8%	53.0%	50.6%
% of FP17s for Band 1 Urgent Courses	8	663	1.2%	8.2%	9.2%	9.1%
% of FP17s Relating to Free Repair or Replacements	13	663	2.0%	1.2%	1.0%	0.8%
% of FP17s Relating to Continuations	26	663	3.9%	1.4%	1.2%	1.1%
% of Patients satisfied with the dentistry they have received	1	1	N/A	91.8%	91.6%	91.4%
% of Patients satisfied with the time they had to wait for an appointment	1	1	N/A	88.1%	88.1%	87.7%

* This is based on patients treated on this contract for their most recent course of treatment. Figures in italics indicate the base number of FP17s or Patient Questionnaire responses are less than 100. N/A is shown where the base number of responses is less than 10 during the period. % is calculated as Quantity/Base number*100

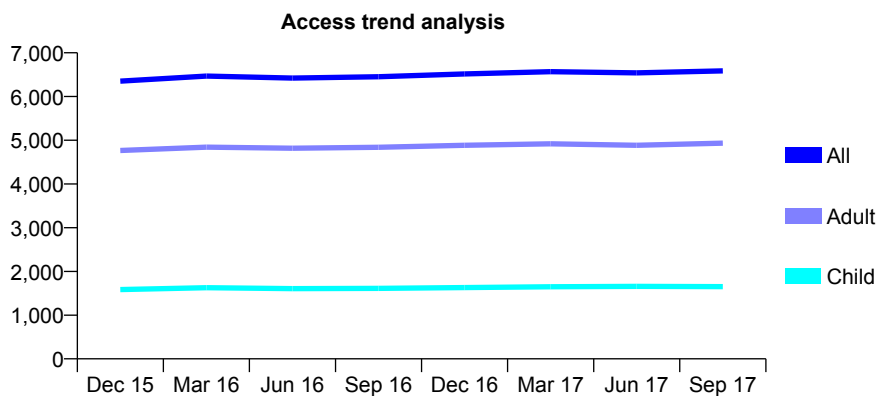
Q49 - Vital Signs At a Glance Contract Report for 941212/0001 - September 2017

Name or company name	MR I DAVIES
Contract type name	GDS Contract
Purpose of contract	General
Contract start date	01/05/2011
Contract end date	

17/18 Contracted general activity (UDA)	21,674
Carry forward general activity (UDA)	0
17/18 Contracted orthodontic activity (UOA)	0
Carry forward orthodontic activity (UOA)	0
Baseline contract value	£563,747.89

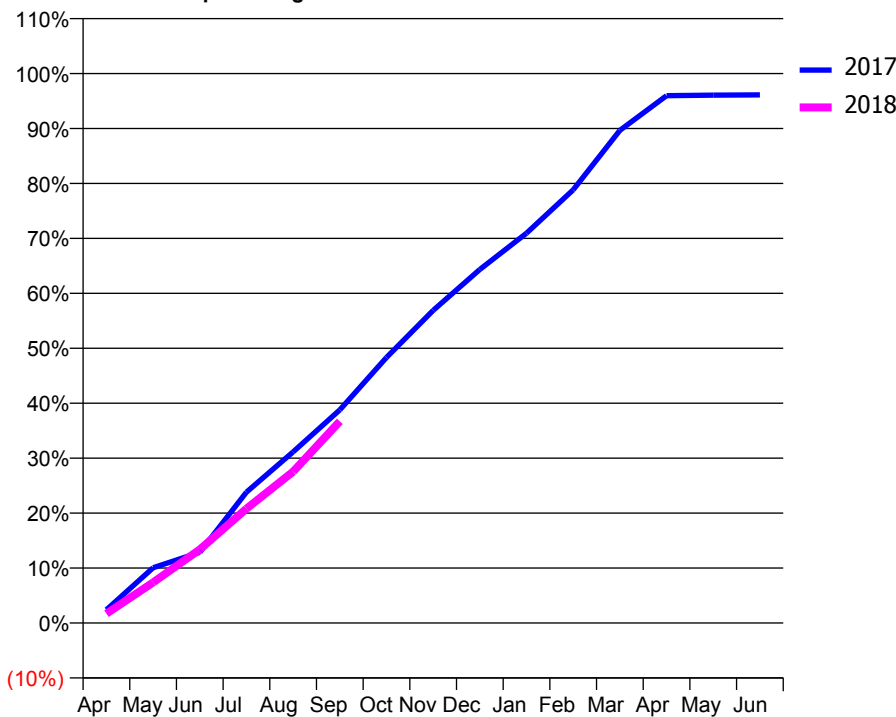
ACCESS*

Patients seen in 24 months	Total	Change since previous quarter
Quarter ending September 2016	6,451	
Quarter ending December 2016	6,517	→
Quarter ending March 2017	6,567	→
Quarter ending June 2017	6,542	→
Quarter ending September 2017	6,586	→
Variance since September 2016	2.1%	↑



ACTIVITY

Cumulative percentage of contracted UDA delivered 2017 & 2018



Month	Adjusted Scheduled Activity (UDA)	
	2017	2018
April	525	372
May	2,178	1,602
June	2,788	2,902
July	5,164	4,510
August	6,752	5,971
September	8,407	7,957
October	10,476	
November	12,331	
December	13,946	
January	15,374	
February	17,086	
March	19,431	
April	20,798	
May	20,819	
June	20,833	

QUALITY

	Quantity	Base Number	Contract	AT	Region	England
% of FP17s for the same patient ID Re-attending within 3 months - Children	113	1,134	10.0%	10.7%	12.8%	11.9%
% of FP17s for the same patient ID Re-attending within 3 months - Adults	647	3,296	19.6%	14.4%	16.5%	15.9%
% of FP17s for the same patient ID Re-attending between 3 & 9 months - Children	579	1,134	51.1%	57.8%	59.7%	58.1%
% of FP17s for the same patient ID Re-attending between 3 & 9 months - Adults	1,636	3,296	49.6%	52.8%	53.0%	50.6%
% of FP17s for Band 1 Urgent Courses	432	3,395	12.7%	8.2%	9.2%	9.1%
% of FP17s Relating to Free Repair or Replacements	64	3,395	1.9%	1.2%	1.0%	0.8%
% of FP17s Relating to Continuations	71	3,395	2.1%	1.4%	1.2%	1.1%
% of Patients satisfied with the dentistry they have received	8	9	N/A	91.8%	91.6%	91.4%
% of Patients satisfied with the time they had to wait for an appointment	9	9	N/A	88.1%	88.1%	87.7%

* This is based on patients treated on this contract for their most recent course of treatment. Figures in italics indicate the base number of FP17s or Patient Questionnaire responses are less than 100. N/A is shown where the base number of responses is less than 10 during the period. % is calculated as Quantity/Base number*100

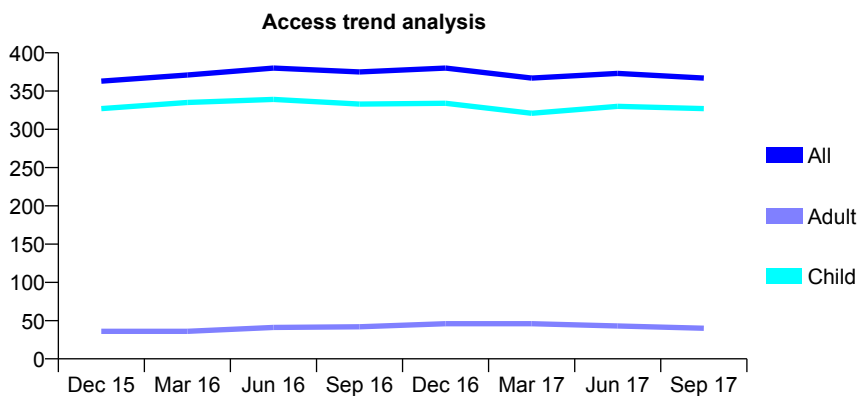
Q49 - Vital Signs At a Glance Contract Report for 943754/0003 - September 2017

Name or company name	MR S ISMAIL
Contract type name	GDS Contract
Purpose of contract	General and Orthodontic
Contract start date	01/07/2012
Contract end date	

17/18 Contracted general activity (UDA)	866
Carry forward general activity (UDA)	0
17/18 Contracted orthodontic activity (UOA)	0
Carry forward orthodontic activity (UOA)	0
Baseline contract value	£21,782.12

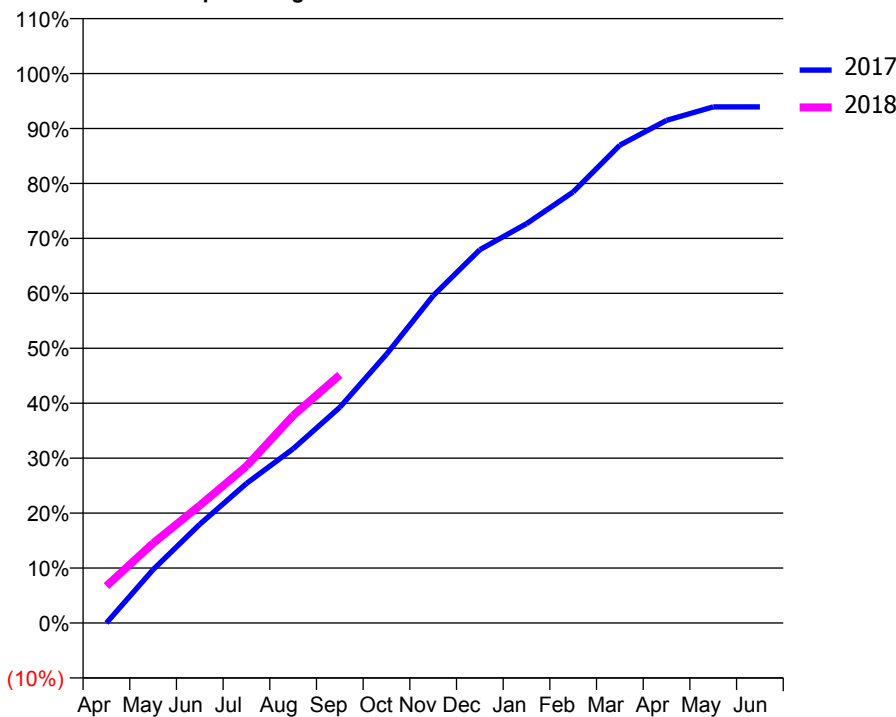
ACCESS*

Patients seen in 24 months	Total	Change since previous quarter
Quarter ending September 2016	375	
Quarter ending December 2016	380	→
Quarter ending March 2017	367	↓
Quarter ending June 2017	373	→
Quarter ending September 2017	367	↓
Variance since September 2016	(2.1%)	↓



ACTIVITY

Cumulative percentage of contracted UDA delivered 2017 & 2018



Month	Adjusted Scheduled Activity (UDA)	
	2017	2018
April	0	58
May	84	126
June	156	185
July	220	247
August	275	327
September	340	391
October	424	
November	516	
December	588	
January	629	
February	679	
March	753	
April	792	
May	813	
June	813	

QUALITY

	Quantity	Base Number	Contract	AT	Region	England
% of FP17s for the same patient ID Re-attending within 3 months - Children	26	310	8.4%	10.7%	12.8%	11.9%
% of FP17s for the same patient ID Re-attending within 3 months - Adults	0	0	N/A	14.4%	16.5%	15.9%
% of FP17s for the same patient ID Re-attending between 3 & 9 months - Children	216	310	69.7%	57.8%	59.7%	58.1%
% of FP17s for the same patient ID Re-attending between 3 & 9 months - Adults	0	0	N/A	52.8%	53.0%	50.6%
% of FP17s for Band 1 Urgent Courses	15	274	5.5%	8.2%	9.2%	9.1%
% of FP17s Relating to Free Repair or Replacements	0	274	0.0%	1.2%	1.0%	0.8%
% of FP17s Relating to Continuations	0	274	0.0%	1.4%	1.2%	1.1%
% of Patients satisfied with the dentistry they have received	1	4	N/A	91.8%	91.6%	91.4%
% of Patients satisfied with the time they had to wait for an appointment	4	4	N/A	88.1%	88.1%	87.7%

* This is based on patients treated on this contract for their most recent course of treatment. Figures in italics indicate the base number of FP17s or Patient Questionnaire responses are less than 100. N/A is shown where the base number of responses is less than 10 during the period. % is calculated as Quantity/Base number*100

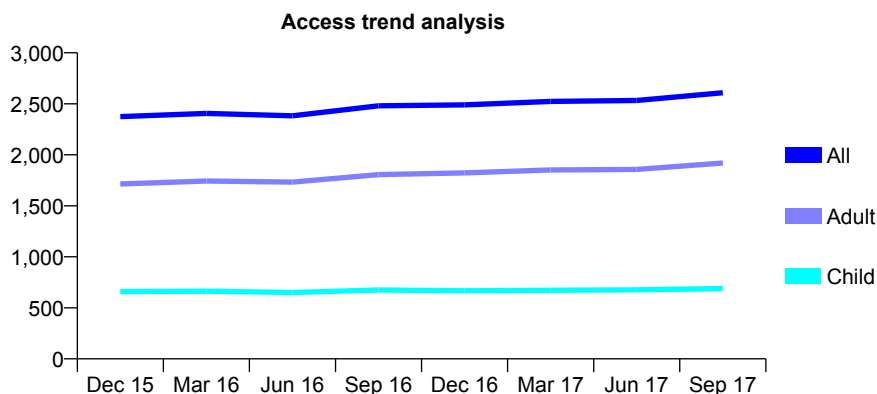
Q49 - Vital Signs At a Glance Contract Report for 960322/0001 - September 2017

Name or company name	MR AJ CHURM
Contract type name	GDS Contract
Purpose of contract	General
Contract start date	01/08/2009
Contract end date	

17/18 Contracted general activity (UDA)	5,962
Carry forward general activity (UDA)	-27
17/18 Contracted orthodontic activity (UOA)	0
Carry forward orthodontic activity (UOA)	0
Baseline contract value	£173,621.34

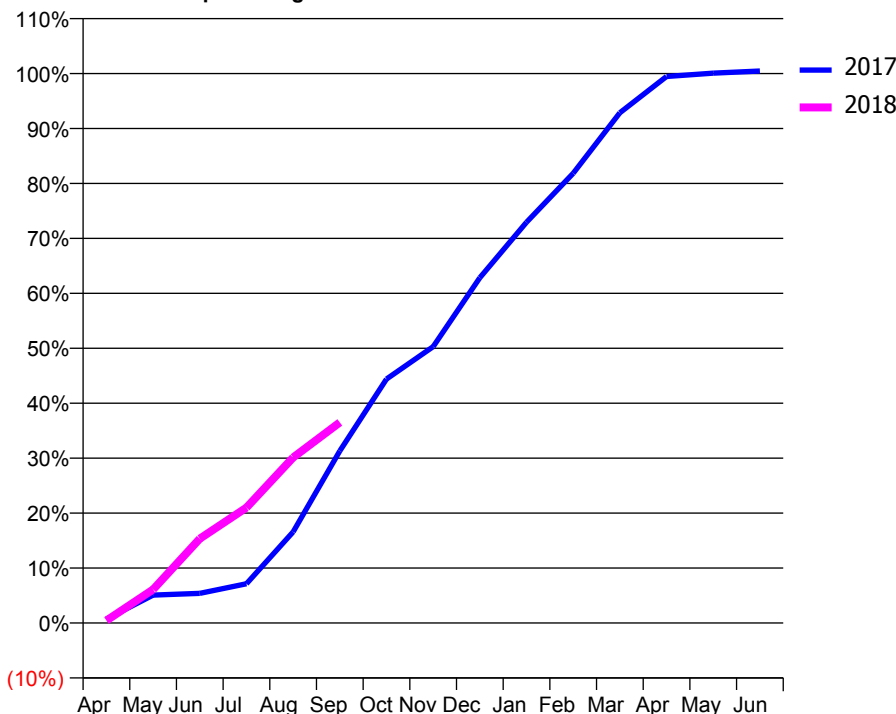
ACCESS*

Patients seen in 24 months	Total	Change since previous quarter
Quarter ending September 2016	2,481	
Quarter ending December 2016	2,490	→
Quarter ending March 2017	2,523	→
Quarter ending June 2017	2,533	→
Quarter ending September 2017	2,609	↑
Variance since September 2016	5.2%	↑



ACTIVITY

Cumulative percentage of contracted UDA delivered 2017 & 2018



Adjusted Scheduled Activity (UDA)

Month	2017	2018
April	42	27
May	303	364
June	322	916
July	426	1,253
August	989	1,796
September	1,867	2,177
October	2,647	
November	2,999	
December	3,746	
January	4,348	
February	4,880	
March	5,536	
April	5,930	
May	5,966	
June	5,989	

QUALITY

	Quantity	Base Number	Contract	AT	Region	England
% of FP17s for the same patient ID Re-attending within 3 months - Children	39	450	8.7%	10.7%	12.8%	11.9%
% of FP17s for the same patient ID Re-attending within 3 months - Adults	189	1,111	17.0%	14.4%	16.5%	15.9%
% of FP17s for the same patient ID Re-attending between 3 & 9 months - Children	203	450	45.1%	57.8%	59.7%	58.1%
% of FP17s for the same patient ID Re-attending between 3 & 9 months - Adults	471	1,111	42.4%	52.8%	53.0%	50.6%
% of FP17s for Band 1 Urgent Courses	72	1,002	7.2%	8.2%	9.2%	9.1%
% of FP17s Relating to Free Repair or Replacements	21	1,002	2.1%	1.2%	1.0%	0.8%
% of FP17s Relating to Continuations	6	1,002	0.6%	1.4%	1.2%	1.1%
% of Patients satisfied with the dentistry they have received	3	3	N/A	91.8%	91.6%	91.4%
% of Patients satisfied with the time they had to wait for an appointment	2	3	N/A	88.1%	88.1%	87.7%

* This is based on patients treated on this contract for their most recent course of treatment. Figures in italics indicate the base number of FP17s or Patient Questionnaire responses are less than 100. N/A is shown where the base number of responses is less than 10 during the period. % is calculated as Quantity/Base number*100

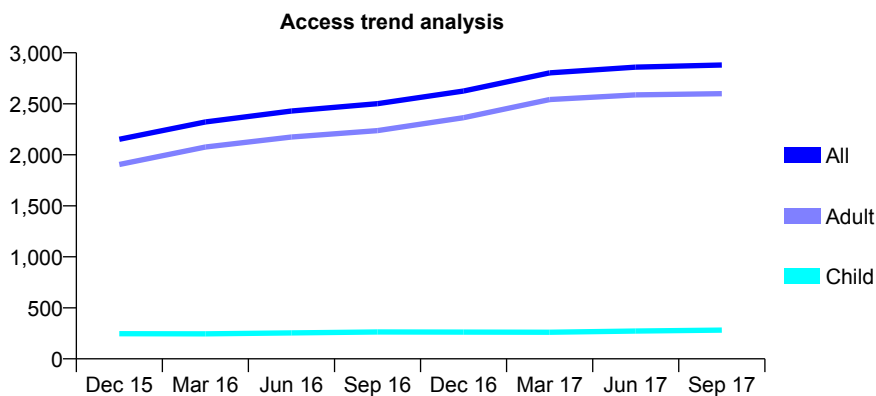
Q49 - Vital Signs At a Glance Contract Report for 962295/0001 - September 2017

Name or company name	MR S SOLAIMAN
Contract type name	GDS Contract
Purpose of contract	General
Contract start date	01/06/2007
Contract end date	

17/18 Contracted general activity (UDA)	9,211
Carry forward general activity (UDA)	-178
17/18 Contracted orthodontic activity (UOA)	0
Carry forward orthodontic activity (UOA)	0
Baseline contract value	£256,208.94

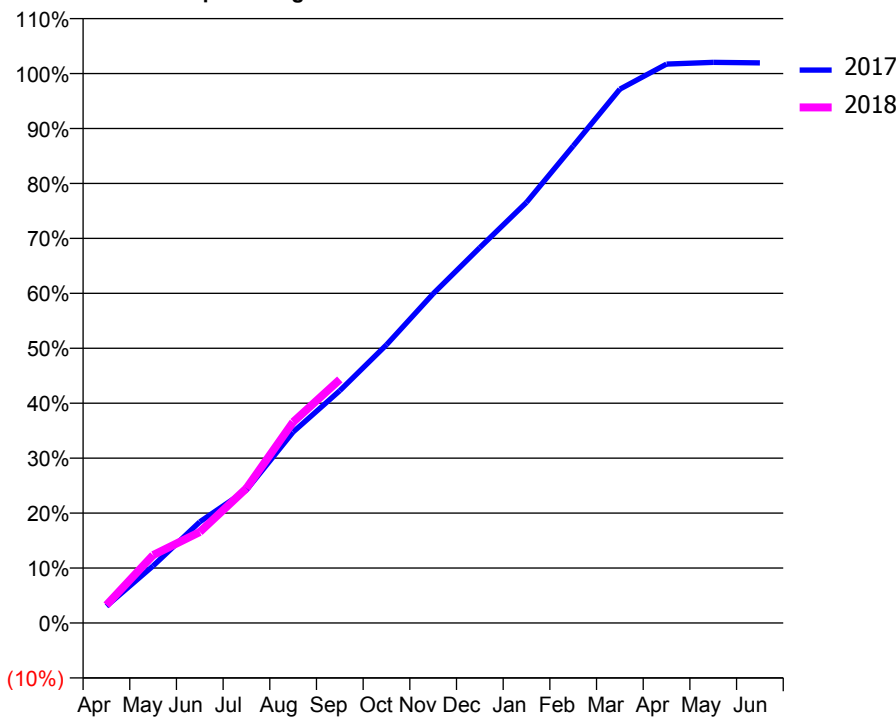
ACCESS*

Patients seen in 24 months	Total	Change since previous quarter
Quarter ending September 2016	2,501	
Quarter ending December 2016	2,626	↑
Quarter ending March 2017	2,803	↑
Quarter ending June 2017	2,860	↑
Quarter ending September 2017	2,881	→
Variance since September 2016	15.2%	↑



ACTIVITY

Cumulative percentage of contracted UDA delivered 2017 & 2018



Month	Adjusted Scheduled Activity (UDA)	
	2017	2018
April	283	302
May	957	1,139
June	1,695	1,525
July	2,230	2,259
August	3,203	3,371
September	3,894	4,082
October	4,665	
November	5,519	
December	6,294	
January	7,051	
February	7,997	
March	8,950	
April	9,368	
May	9,398	
June	9,389	

QUALITY

	Quantity	Base Number	Contract	AT	Region	England
% of FP17s for the same patient ID Re-attending within 3 months - Children	9	155	5.8%	10.7%	12.8%	11.9%
% of FP17s for the same patient ID Re-attending within 3 months - Adults	142	1,231	11.5%	14.4%	16.5%	15.9%
% of FP17s for the same patient ID Re-attending between 3 & 9 months - Children	67	155	43.2%	57.8%	59.7%	58.1%
% of FP17s for the same patient ID Re-attending between 3 & 9 months - Adults	479	1,231	38.9%	52.8%	53.0%	50.6%
% of FP17s for Band 1 Urgent Courses	135	1,263	10.7%	8.2%	9.2%	9.1%
% of FP17s Relating to Free Repair or Replacements	4	1,263	0.3%	1.2%	1.0%	0.8%
% of FP17s Relating to Continuations	14	1,263	1.1%	1.4%	1.2%	1.1%
% of Patients satisfied with the dentistry they have received	9	9	N/A	91.8%	91.6%	91.4%
% of Patients satisfied with the time they had to wait for an appointment	7	9	N/A	88.1%	88.1%	87.7%

* This is based on patients treated on this contract for their most recent course of treatment. Figures in italics indicate the base number of FP17s or Patient Questionnaire responses are less than 100. N/A is shown where the base number of responses is less than 10 during the period. % is calculated as Quantity/Base number*100

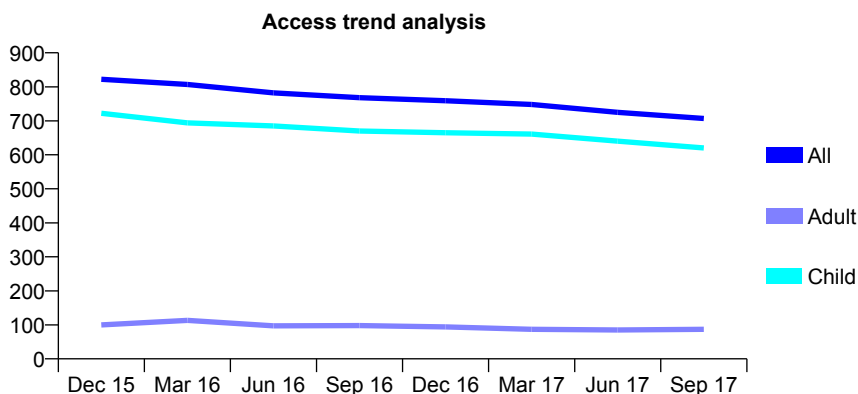
Q49 - Vital Signs At a Glance Contract Report for 962740/0001 - September 2017

Name or company name	Stricklandgate Dental Practice
Contract type name	GDS Contract
Purpose of contract	General
Contract start date	01/02/2013
Contract end date	

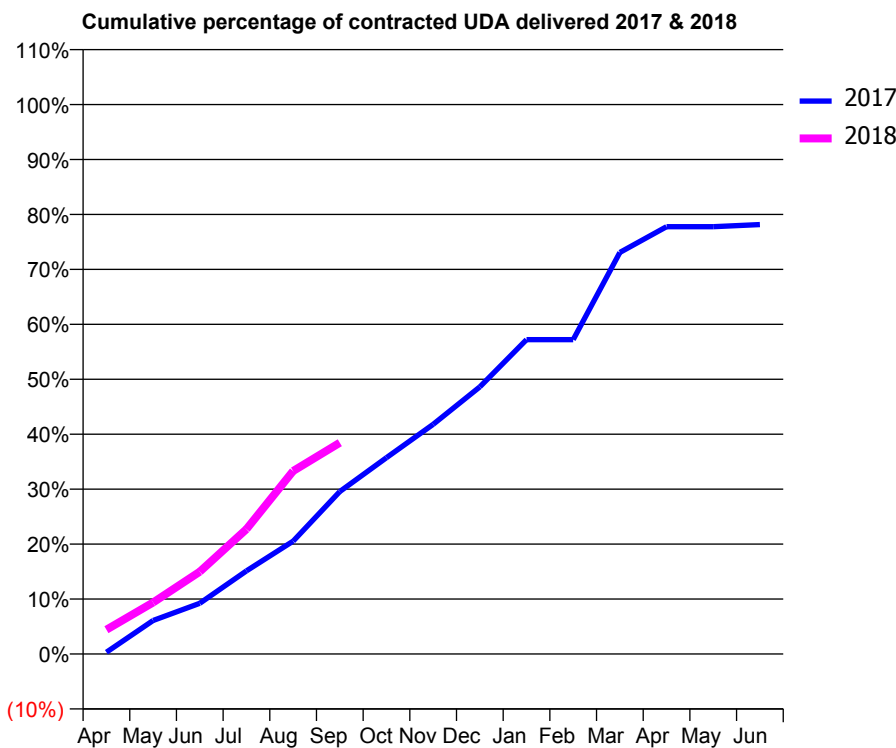
17/18 Contracted general activity (UDA)	2,278
Carry forward general activity (UDA)	0
17/18 Contracted orthodontic activity (UOA)	0
Carry forward orthodontic activity (UOA)	0
Baseline contract value	£55,776.28

ACCESS*

Patients seen in 24 months	Total	Change since previous quarter
Quarter ending September 2016	768	
Quarter ending December 2016	759	↓
Quarter ending March 2017	748	↓
Quarter ending June 2017	725	↓
Quarter ending September 2017	707	↓
Variance since September 2016	(7.9%)	↓



ACTIVITY



Month	Adjusted Scheduled Activity (UDA)	
	2017	2018
April	7	101
May	139	214
June	211	341
July	345	518
August	468	759
September	674	876
October	814	
November	952	
December	1,107	
January	1,303	
February	1,303	
March	1,665	
April	1,771	
May	1,771	
June	1,780	

QUALITY

	Quantity	Base Number	Contract	AT	Region	England
% of FP17s for the same patient ID Re-attending within 3 months - Children	155	672	23.1%	10.7%	12.8%	11.9%
% of FP17s for the same patient ID Re-attending within 3 months - Adults	0	0	N/A	14.4%	16.5%	15.9%
% of FP17s for the same patient ID Re-attending between 3 & 9 months - Children	370	672	55.1%	57.8%	59.7%	58.1%
% of FP17s for the same patient ID Re-attending between 3 & 9 months - Adults	0	0	N/A	52.8%	53.0%	50.6%
% of FP17s for Band 1 Urgent Courses	20	609	3.3%	8.2%	9.2%	9.1%
% of FP17s Relating to Free Repair or Replacements	0	609	0.0%	1.2%	1.0%	0.8%
% of FP17s Relating to Continuations	0	609	0.0%	1.4%	1.2%	1.1%
% of Patients satisfied with the dentistry they have received	1	1	N/A	91.8%	91.6%	91.4%
% of Patients satisfied with the time they had to wait for an appointment	1	1	N/A	88.1%	88.1%	87.7%

* This is based on patients treated on this contract for their most recent course of treatment. Figures in italics indicate the base number of FP17s or Patient Questionnaire responses are less than 100. N/A is shown where the base number of responses is less than 10 during the period. % is calculated as Quantity/Base number*100

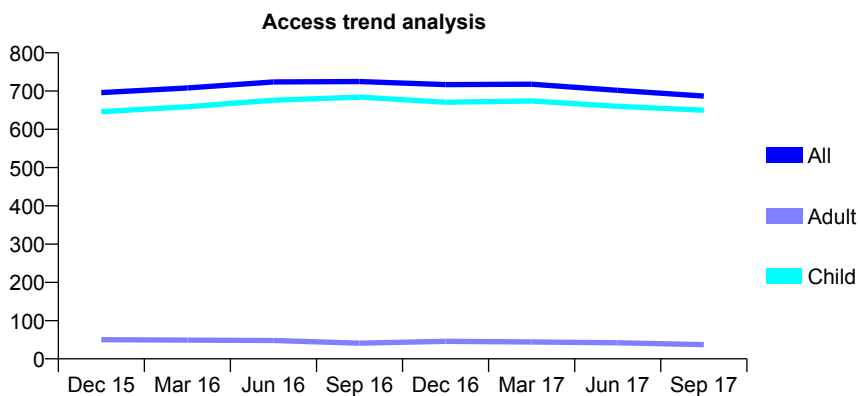
Q49 - Vital Signs At a Glance Contract Report for 967912/0001 - September 2017

Name or company name	MR M CAREW
Contract type name	GDS Contract
Purpose of contract	General
Contract start date	01/06/2011
Contract end date	

17/18 Contracted general activity (UDA)	1,558
Carry forward general activity (UDA)	0
17/18 Contracted orthodontic activity (UOA)	0
Carry forward orthodontic activity (UOA)	0
Baseline contract value	£33,800.78

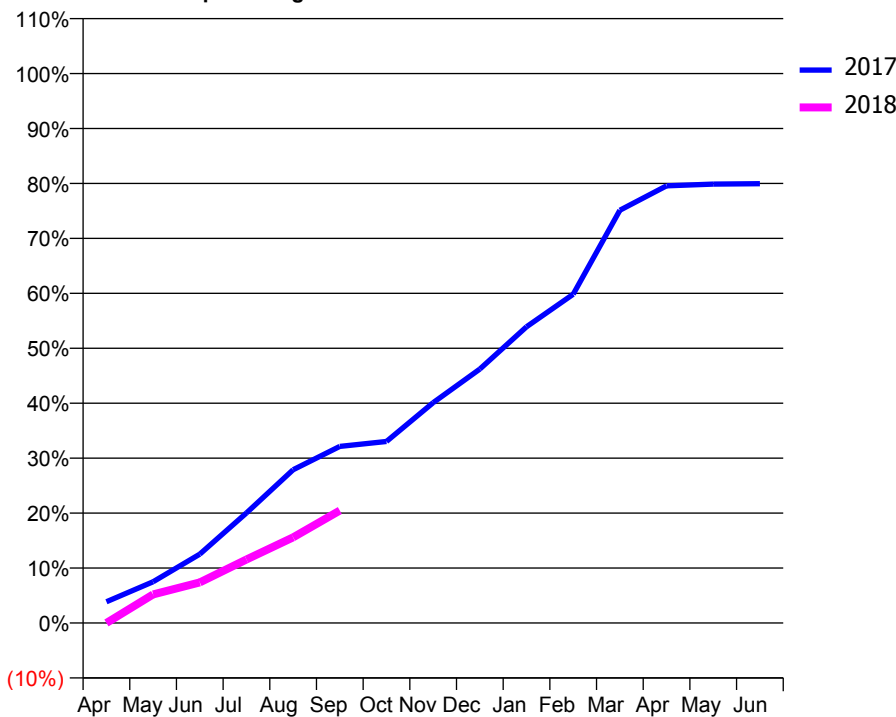
ACCESS*

Patients seen in 24 months	Total	Change since previous quarter
Quarter ending September 2016	725	
Quarter ending December 2016	717	↓
Quarter ending March 2017	718	→
Quarter ending June 2017	702	↓
Quarter ending September 2017	687	↓
Variance since September 2016	(5.2%)	↓



ACTIVITY

Cumulative percentage of contracted UDA delivered 2017 & 2018



Month	Adjusted Scheduled Activity (UDA)	
	2017	2018
April	60	0
May	117	81
June	195	115
July	312	180
August	435	243
September	501	319
October	515	
November	625	
December	720	
January	840	
February	932	
March	1,170	
April	1,239	
May	1,244	
June	1,245	

QUALITY

	Quantity	Base Number	Contract	AT	Region	England
% of FP17s for the same patient ID Re-attending within 3 months - Children	16	256	6.3%	10.7%	12.8%	11.9%
% of FP17s for the same patient ID Re-attending within 3 months - Adults	0	0	N/A	14.4%	16.5%	15.9%
% of FP17s for the same patient ID Re-attending between 3 & 9 months - Children	134	256	52.3%	57.8%	59.7%	58.1%
% of FP17s for the same patient ID Re-attending between 3 & 9 months - Adults	0	0	N/A	52.8%	53.0%	50.6%
% of FP17s for Band 1 Urgent Courses	5	210	2.4%	8.2%	9.2%	9.1%
% of FP17s Relating to Free Repair or Replacements	0	210	0.0%	1.2%	1.0%	0.8%
% of FP17s Relating to Continuations	1	210	0.5%	1.4%	1.2%	1.1%
% of Patients satisfied with the dentistry they have received	0	0	N/A	91.8%	91.6%	91.4%
% of Patients satisfied with the time they had to wait for an appointment	0	0	N/A	88.1%	88.1%	87.7%

* This is based on patients treated on this contract for their most recent course of treatment. Figures in italics indicate the base number of FP17s or Patient Questionnaire responses are less than 100. N/A is shown where the base number of responses is less than 10 during the period. % is calculated as Quantity/Base number*100

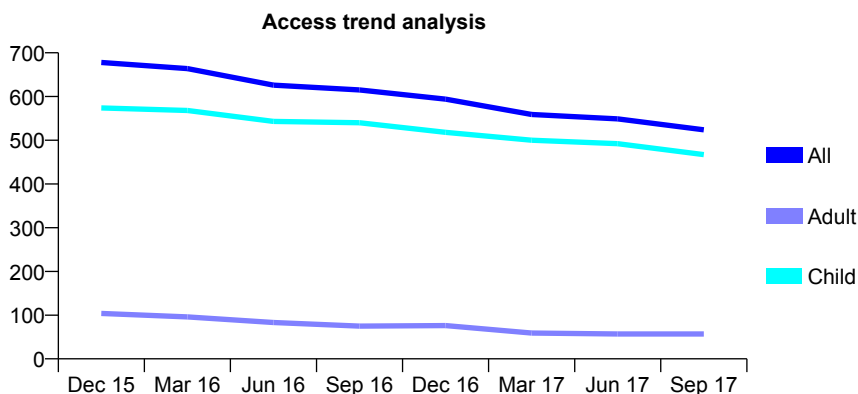
Q49 - Vital Signs At a Glance Contract Report for 998478/0001 - September 2017

Name or company name	MR R HURST
Contract type name	GDS Contract
Purpose of contract	General
Contract start date	01/04/2006
Contract end date	

17/18 Contracted general activity (UDA)	1,961
Carry forward general activity (UDA)	0
17/18 Contracted orthodontic activity (UOA)	0
Carry forward orthodontic activity (UOA)	0
Baseline contract value	£42,536.61

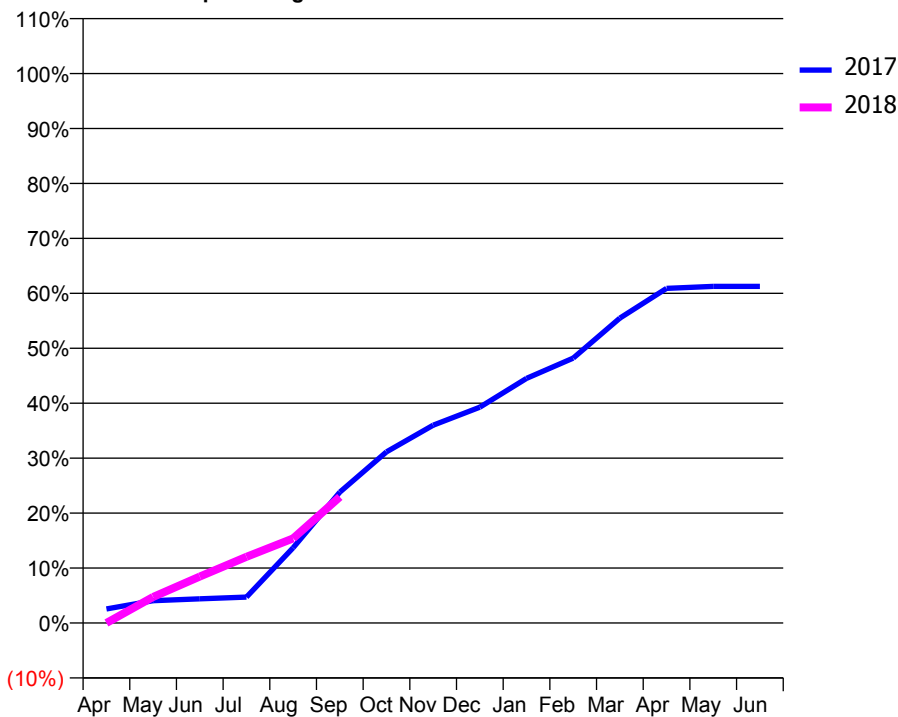
ACCESS*

Patients seen in 24 months	Total	Change since previous quarter
Quarter ending September 2016	615	
Quarter ending December 2016	594	↓
Quarter ending March 2017	559	↓
Quarter ending June 2017	549	↓
Quarter ending September 2017	524	↓
Variance since September 2016	(14.8%)	↓



ACTIVITY

Cumulative percentage of contracted UDA delivered 2017 & 2018



Adjusted Scheduled Activity (UDA)

Month	2017	2018
April	50	0
May	80	93
June	87	166
July	93	236
August	269	302
September	467	450
October	611	
November	706	
December	770	
January	873	
February	945	
March	1,088	
April	1,194	
May	1,201	
June	1,201	

QUALITY

	Quantity	Base Number	Contract	AT	Region	England
% of FP17s for the same patient ID Re-attending within 3 months - Children	45	435	10.3%	10.7%	12.8%	11.9%
% of FP17s for the same patient ID Re-attending within 3 months - Adults	2	14	14.3%	14.4%	16.5%	15.9%
% of FP17s for the same patient ID Re-attending between 3 & 9 months - Children	311	435	71.5%	57.8%	59.7%	58.1%
% of FP17s for the same patient ID Re-attending between 3 & 9 months - Adults	10	14	71.4%	52.8%	53.0%	50.6%
% of FP17s for Band 1 Urgent Courses	24	374	6.4%	8.2%	9.2%	9.1%
% of FP17s Relating to Free Repair or Replacements	0	374	0.0%	1.2%	1.0%	0.8%
% of FP17s Relating to Continuations	0	374	0.0%	1.4%	1.2%	1.1%
% of Patients satisfied with the dentistry they have received	2	2	N/A	91.8%	91.6%	91.4%
% of Patients satisfied with the time they had to wait for an appointment	2	2	N/A	88.1%	88.1%	87.7%

* This is based on patients treated on this contract for their most recent course of treatment. Figures in italics indicate the base number of FP17s or Patient Questionnaire responses are less than 100. N/A is shown where the base number of responses is less than 10 during the period. % is calculated as Quantity/Base number*100

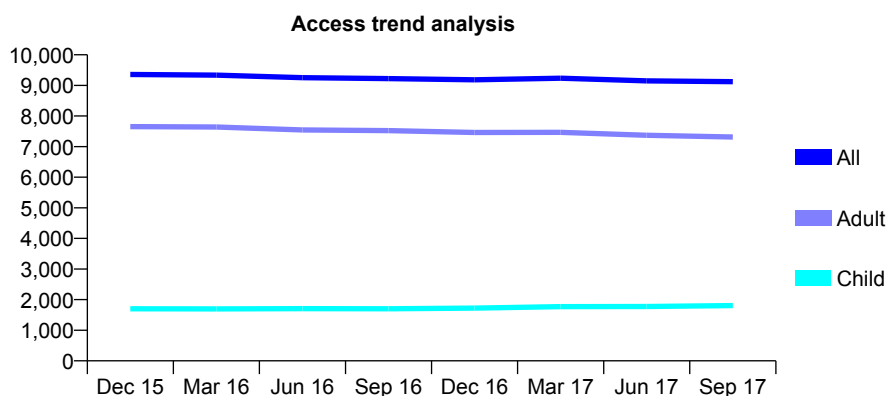
Q49 - Vital Signs At a Glance Contract Report for 999199/0001 - September 2017

Name or company name	MR JC HALL
Contract type name	GDS Contract
Purpose of contract	General
Contract start date	01/04/2006
Contract end date	

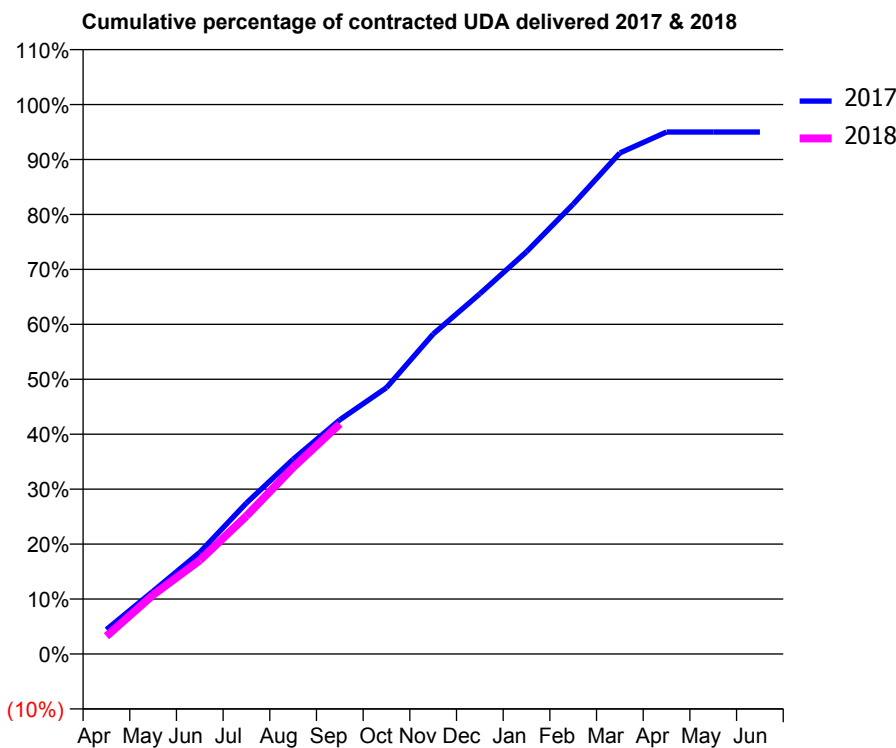
17/18 Contracted general activity (UDA)	25,993
Carry forward general activity (UDA)	0
17/18 Contracted orthodontic activity (UOA)	0
Carry forward orthodontic activity (UOA)	0
Baseline contract value	£828,721.50

ACCESS*

Patients seen in 24 months	Total	Change since previous quarter
Quarter ending September 2016	9,224	
Quarter ending December 2016	9,185	→
Quarter ending March 2017	9,237	→
Quarter ending June 2017	9,146	→
Quarter ending September 2017	9,122	→
Variance since September 2016	(1.1%)	↓



ACTIVITY



Month	Adjusted Scheduled Activity (UDA)	
	2017	2018
April	1,156	845
May	2,971	2,799
June	4,807	4,430
July	7,145	6,532
August	9,215	8,825
September	11,083	10,881
October	12,597	
November	15,134	
December	17,038	
January	19,026	
February	21,277	
March	23,702	
April	24,691	
May	24,694	
June	24,694	

QUALITY

	Quantity	Base Number	Contract	AT	Region	England
% of FP17s for the same patient ID Re-attending within 3 months - Children	362	1,850	19.6%	10.7%	12.8%	11.9%
% of FP17s for the same patient ID Re-attending within 3 months - Adults	616	5,041	12.2%	14.4%	16.5%	15.9%
% of FP17s for the same patient ID Re-attending between 3 & 9 months - Children	1,158	1,850	62.6%	57.8%	59.7%	58.1%
% of FP17s for the same patient ID Re-attending between 3 & 9 months - Adults	2,626	5,041	52.1%	52.8%	53.0%	50.6%
% of FP17s for Band 1 Urgent Courses	705	6,394	11.0%	8.2%	9.2%	9.1%
% of FP17s Relating to Free Repair or Replacements	24	6,394	0.4%	1.2%	1.0%	0.8%
% of FP17s Relating to Continuations	24	6,394	0.4%	1.4%	1.2%	1.1%
% of Patients satisfied with the dentistry they have received	20	21	95.2%	91.8%	91.6%	91.4%
% of Patients satisfied with the time they had to wait for an appointment	19	21	90.5%	88.1%	88.1%	87.7%

* This is based on patients treated on this contract for their most recent course of treatment. Figures in italics indicate the base number of FP17s or Patient Questionnaire responses are less than 100. N/A is shown where the base number of responses is less than 10 during the period. % is calculated as Quantity/Base number*100

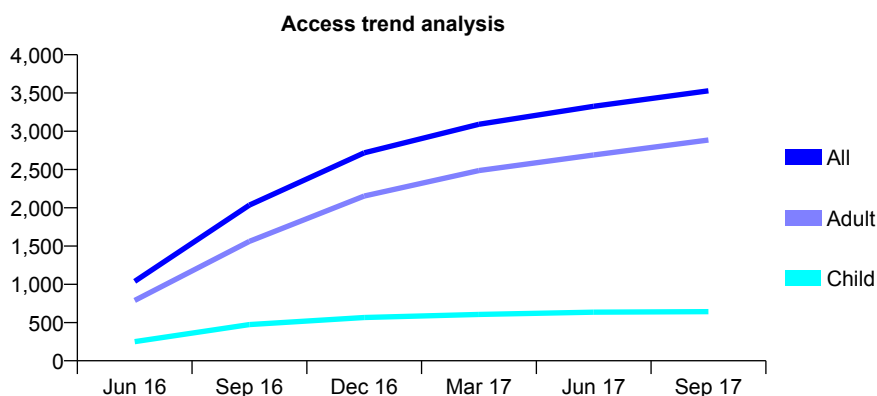
Q50 - Vital Signs At a Glance Contract Report for 100105/0000 - September 2017

Name or company name	Dental Logic Dental Care
Contract type name	GDS Contract
Purpose of contract	General
Contract start date	01/04/2016
Contract end date	

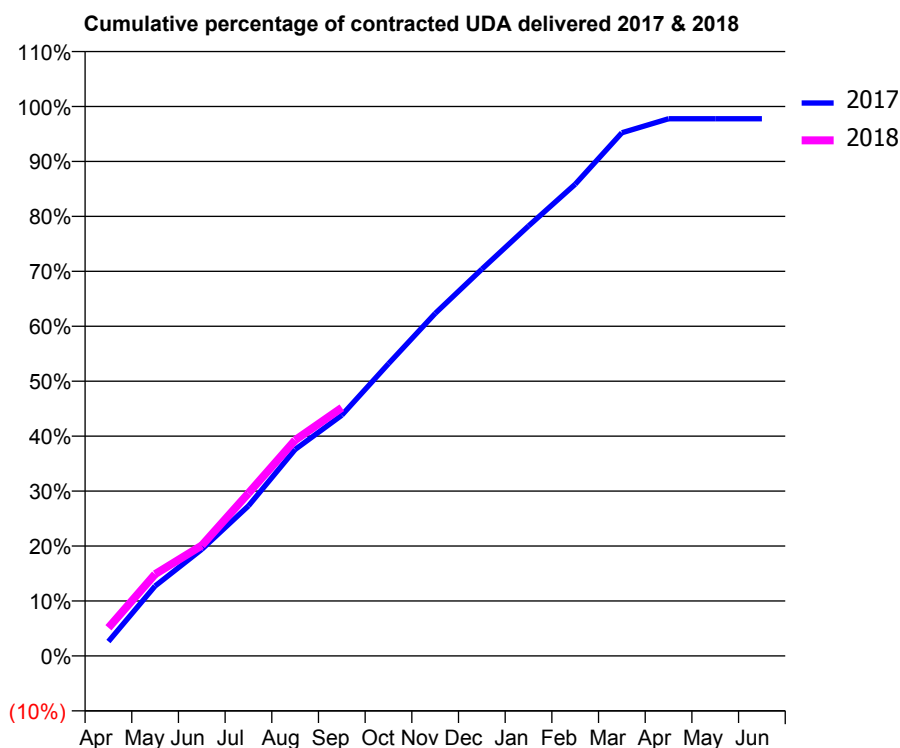
17/18 Contracted general activity (UDA)	8,624
Carry forward general activity (UDA)	-17
17/18 Contracted orthodontic activity (UOA)	0
Carry forward orthodontic activity (UOA)	0
Baseline contract value	£208,762.29

ACCESS*

Patients seen in 24 months	Total	Change since previous quarter
Quarter ending September 2016	2,034	
Quarter ending December 2016	2,718	↑
Quarter ending March 2017	3,091	↑
Quarter ending June 2017	3,326	↑
Quarter ending September 2017	3,528	↑
Variance since September 2016	73.5%	↑



ACTIVITY



Month	Adjusted Scheduled Activity (UDA)	
	2017	2018
April	227	444
May	1,098	1,284
June	1,672	1,733
July	2,356	2,554
August	3,240	3,386
September	3,778	3,895
October	4,586	
November	5,376	
December	6,070	
January	6,748	
February	7,403	
March	8,210	
April	8,432	
May	8,432	
June	8,432	

QUALITY

	Quantity	Base Number	Contract	AT	Region	England
% of FP17s for the same patient ID Re-attending within 3 months - Children	31	538	5.8%	9.6%	12.8%	11.9%
% of FP17s for the same patient ID Re-attending within 3 months - Adults	227	2,077	10.9%	13.4%	16.5%	15.9%
% of FP17s for the same patient ID Re-attending between 3 & 9 months - Children	318	538	59.1%	63.9%	59.7%	58.1%
% of FP17s for the same patient ID Re-attending between 3 & 9 months - Adults	1,148	2,077	55.3%	55.5%	53.0%	50.6%
% of FP17s for Band 1 Urgent Courses	190	2,508	7.6%	7.4%	9.2%	9.1%
% of FP17s Relating to Free Repair or Replacements	0	2,508	0.0%	0.9%	1.0%	0.8%
% of FP17s Relating to Continuations	29	2,508	1.2%	1.2%	1.2%	1.1%
% of Patients satisfied with the dentistry they have received	4	6	N/A	92.1%	91.6%	91.4%
% of Patients satisfied with the time they had to wait for an appointment	6	6	N/A	88.7%	88.1%	87.7%

* This is based on patients treated on this contract for their most recent course of treatment. Figures in italics indicate the base number of FP17s or Patient Questionnaire responses are less than 100. N/A is shown where the base number of responses is less than 10 during the period. % is calculated as Quantity/Base number*100

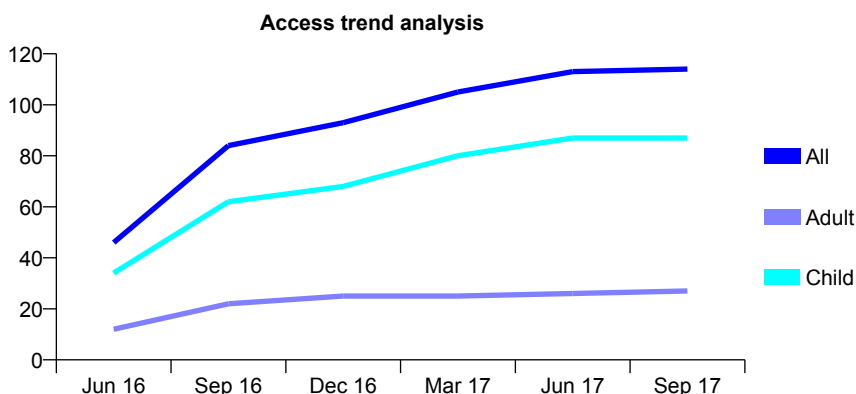
Q50 - Vital Signs At a Glance Contract Report for 100111/0000 - September 2017

Name or company name	Bodental Practice
Contract type name	GDS Contract
Purpose of contract	General
Contract start date	01/04/2016
Contract end date	

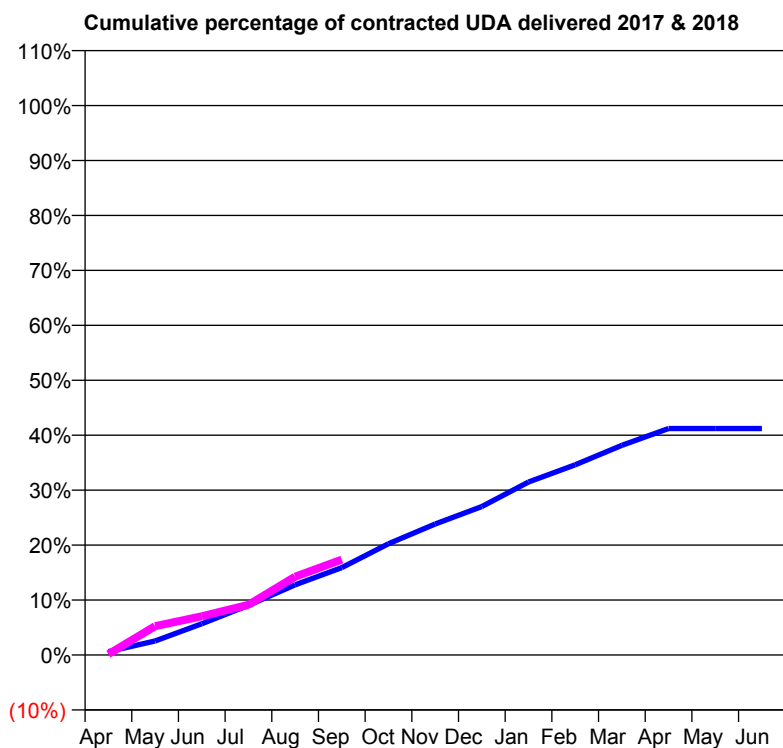
17/18 Contracted general activity (UDA)	670
Carry forward general activity (UDA)	0
17/18 Contracted orthodontic activity (UOA)	0
Carry forward orthodontic activity (UOA)	0
Baseline contract value	£16,607.54

ACCESS*

Patients seen in 24 months	Total	Change since previous quarter
Quarter ending September 2016	84	
Quarter ending December 2016	93	↑
Quarter ending March 2017	105	↑
Quarter ending June 2017	113	↑
Quarter ending September 2017	114	→
Variance since September 2016	35.7%	↑



ACTIVITY



Month	Adjusted Scheduled Activity (UDA)	
	2017	2018
April	4	1
May	17	35
June	38	47
July	61	61
August	86	96
September	107	116
October	136	
November	160	
December	181	
January	211	
February	232	
March	256	
April	276	
May	276	
June	276	

QUALITY

	Quantity	Base Number	Contract	AT	Region	England
% of FP17s for the same patient ID Re-attending within 3 months - Children	16	79	20.3%	9.6%	12.8%	11.9%
% of FP17s for the same patient ID Re-attending within 3 months - Adults	10	24	41.7%	13.4%	16.5%	15.9%
% of FP17s for the same patient ID Re-attending between 3 & 9 months - Children	47	79	59.5%	63.9%	59.7%	58.1%
% of FP17s for the same patient ID Re-attending between 3 & 9 months - Adults	14	24	58.3%	55.5%	53.0%	50.6%
% of FP17s for Band 1 Urgent Courses	7	87	8.0%	7.4%	9.2%	9.1%
% of FP17s Relating to Free Repair or Replacements	0	87	0.0%	0.9%	1.0%	0.8%
% of FP17s Relating to Continuations	0	87	0.0%	1.2%	1.2%	1.1%
% of Patients satisfied with the dentistry they have received	1	1	N/A	92.1%	91.6%	91.4%
% of Patients satisfied with the time they had to wait for an appointment	1	1	N/A	88.7%	88.1%	87.7%

* This is based on patients treated on this contract for their most recent course of treatment. Figures in italics indicate the base number of FP17s or Patient Questionnaire responses are less than 100. N/A is shown where the base number of responses is less than 10 during the period. % is calculated as Quantity/Base number*100

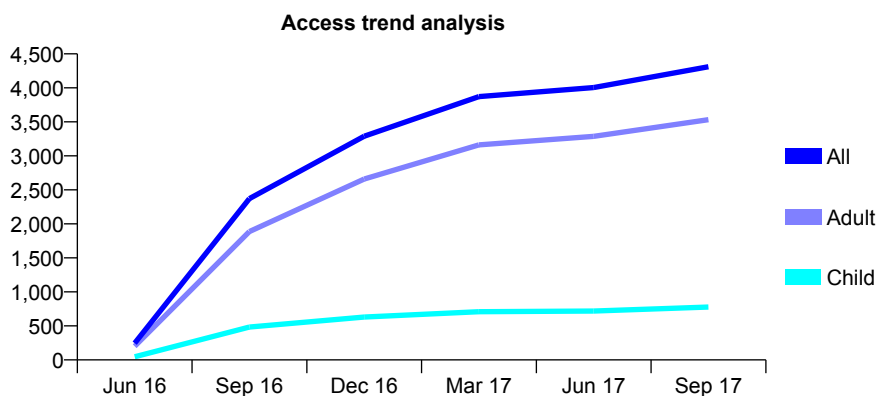
Q50 - Vital Signs At a Glance Contract Report for 100135/0000 - September 2017

Name or company name	MR N TIBREWAL
Contract type name	GDS Contract
Purpose of contract	General
Contract start date	01/05/2016
Contract end date	

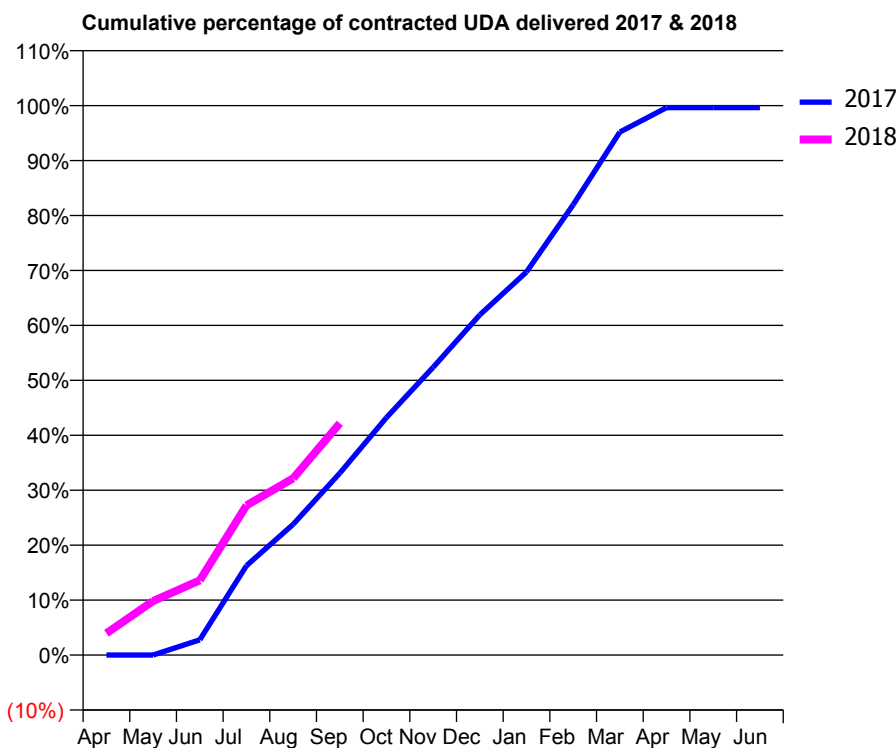
17/18 Contracted general activity (UDA)	16,464
Carry forward general activity (UDA)	-74
17/18 Contracted orthodontic activity (UOA)	0
Carry forward orthodontic activity (UOA)	0
Baseline contract value	£463,542.70

ACCESS*

Patients seen in 24 months	Total	Change since previous quarter
Quarter ending September 2016	2,371	
Quarter ending December 2016	3,290	↑
Quarter ending March 2017	3,871	↑
Quarter ending June 2017	4,005	↑
Quarter ending September 2017	4,310	↑
Variance since September 2016	81.8%	↑



ACTIVITY



Month	Adjusted Scheduled Activity (UDA)	
	2017	2018
April	0	652
May	0	1,621
June	418	2,238
July	2,454	4,483
August	3,591	5,294
September	4,997	6,945
October	6,525	
November	7,904	
December	9,345	
January	10,524	
February	12,368	
March	14,364	
April	15,037	
May	15,037	
June	15,036	

QUALITY

	Quantity	Base Number	Contract	AT	Region	England
% of FP17s for the same patient ID Re-attending within 3 months - Children	54	659	8.2%	9.6%	12.8%	11.9%
% of FP17s for the same patient ID Re-attending within 3 months - Adults	557	3,094	18.0%	13.4%	16.5%	15.9%
% of FP17s for the same patient ID Re-attending between 3 & 9 months - Children	398	659	60.4%	63.9%	59.7%	58.1%
% of FP17s for the same patient ID Re-attending between 3 & 9 months - Adults	1,904	3,094	61.5%	55.5%	53.0%	50.6%
% of FP17s for Band 1 Urgent Courses	277	3,468	8.0%	7.4%	9.2%	9.1%
% of FP17s Relating to Free Repair or Replacements	66	3,468	1.9%	0.9%	1.0%	0.8%
% of FP17s Relating to Continuations	42	3,468	1.2%	1.2%	1.2%	1.1%
% of Patients satisfied with the dentistry they have received	15	18	83.3%	92.1%	91.6%	91.4%
% of Patients satisfied with the time they had to wait for an appointment	12	18	66.7%	88.7%	88.1%	87.7%

* This is based on patients treated on this contract for their most recent course of treatment. Figures in italics indicate the base number of FP17s or Patient Questionnaire responses are less than 100. N/A is shown where the base number of responses is less than 10 during the period. % is calculated as Quantity/Base number*100

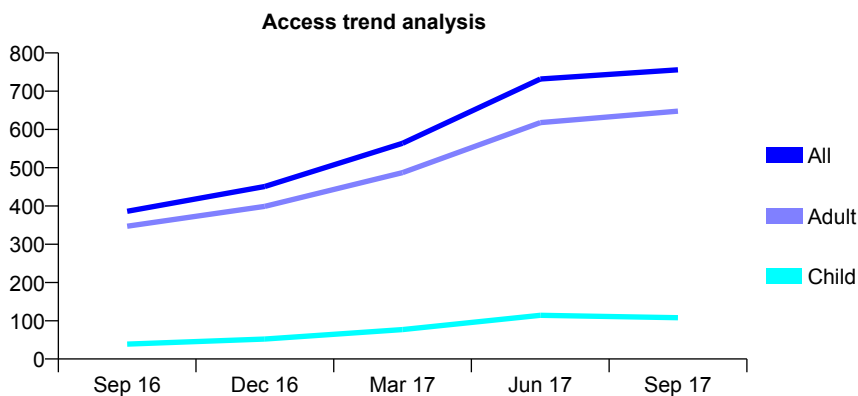
Q50 - Vital Signs At a Glance Contract Report for 100140/0000 - September 2017

Name or company name	Ishak & Bee
Contract type name	GDS Contract
Purpose of contract	General
Contract start date	01/05/2016
Contract end date	

17/18 Contracted general activity (UDA)	4,102
Carry forward general activity (UDA)	46
17/18 Contracted orthodontic activity (UOA)	0
Carry forward orthodontic activity (UOA)	0
Baseline contract value	£105,936.73

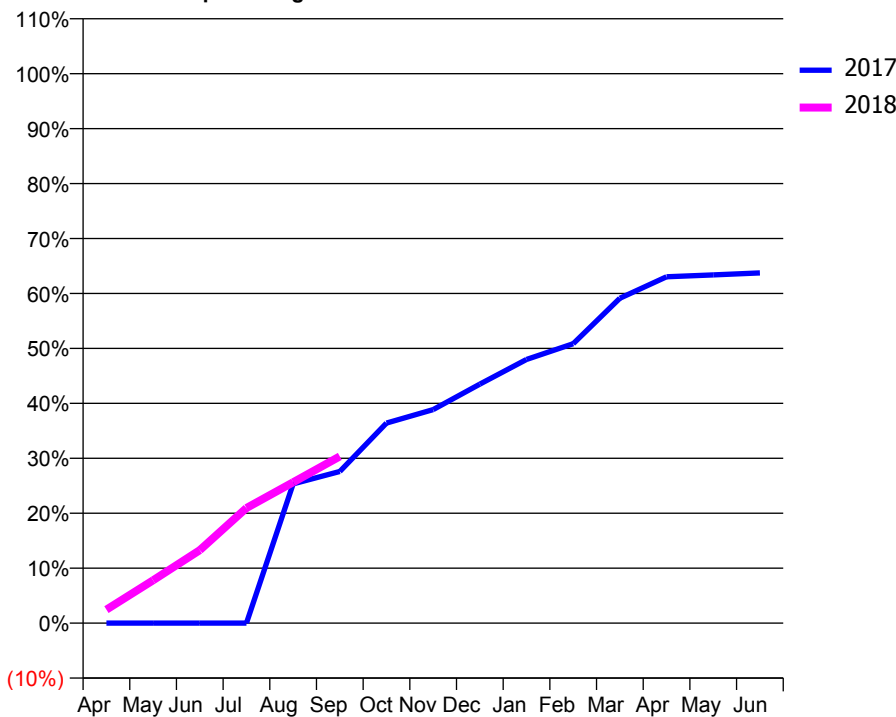
ACCESS*

Patients seen in 24 months	Total	Change since previous quarter
Quarter ending September 2016	386	
Quarter ending December 2016	451	↑
Quarter ending March 2017	564	↑
Quarter ending June 2017	732	↑
Quarter ending September 2017	756	↑
Variance since September 2016	95.9%	↑



ACTIVITY

Cumulative percentage of contracted UDA delivered 2017 & 2018



Month	Adjusted Scheduled Activity (UDA)	
	2017	2018
April	0	101
May	0	320
June	0	545
July	0	860
August	953	1,052
September	1,038	1,245
October	1,369	
November	1,461	
December	1,636	
January	1,805	
February	1,912	
March	2,223	
April	2,370	
May	2,383	
June	2,397	

QUALITY

	Quantity	Base Number	Contract	AT	Region	England
% of FP17s for the same patient ID Re-attending within 3 months - Children	7	104	6.7%	9.6%	12.8%	11.9%
% of FP17s for the same patient ID Re-attending within 3 months - Adults	85	526	16.2%	13.4%	16.5%	15.9%
% of FP17s for the same patient ID Re-attending between 3 & 9 months - Children	25	104	24.0%	63.9%	59.7%	58.1%
% of FP17s for the same patient ID Re-attending between 3 & 9 months - Adults	165	526	31.4%	55.5%	53.0%	50.6%
% of FP17s for Band 1 Urgent Courses	48	573	8.4%	7.4%	9.2%	9.1%
% of FP17s Relating to Free Repair or Replacements	0	573	0.0%	0.9%	1.0%	0.8%
% of FP17s Relating to Continuations	13	573	2.3%	1.2%	1.2%	1.1%
% of Patients satisfied with the dentistry they have received	1	1	N/A	92.1%	91.6%	91.4%
% of Patients satisfied with the time they had to wait for an appointment	1	1	N/A	88.7%	88.1%	87.7%

* This is based on patients treated on this contract for their most recent course of treatment. Figures in italics indicate the base number of FP17s or Patient Questionnaire responses are less than 100. N/A is shown where the base number of responses is less than 10 during the period. % is calculated as Quantity/Base number*100

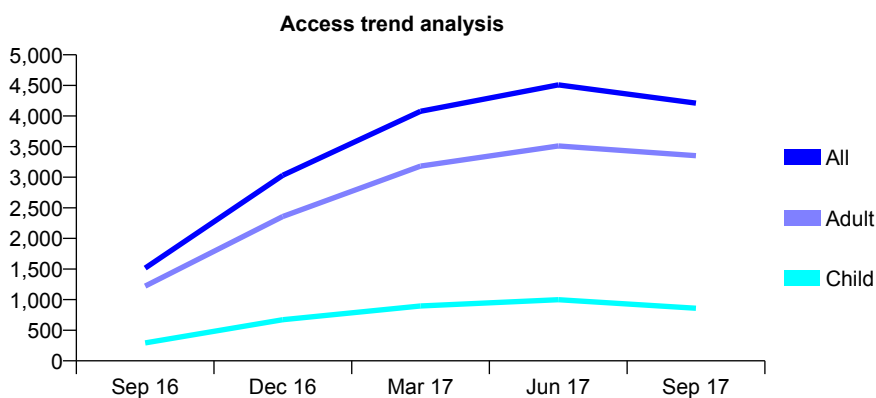
Q50 - Vital Signs At a Glance Contract Report for 100187/0000 - September 2017

Name or company name	Philip Godfrey & Partners
Contract type name	GDS Contract
Purpose of contract	General
Contract start date	01/07/2016
Contract end date	31/07/2017

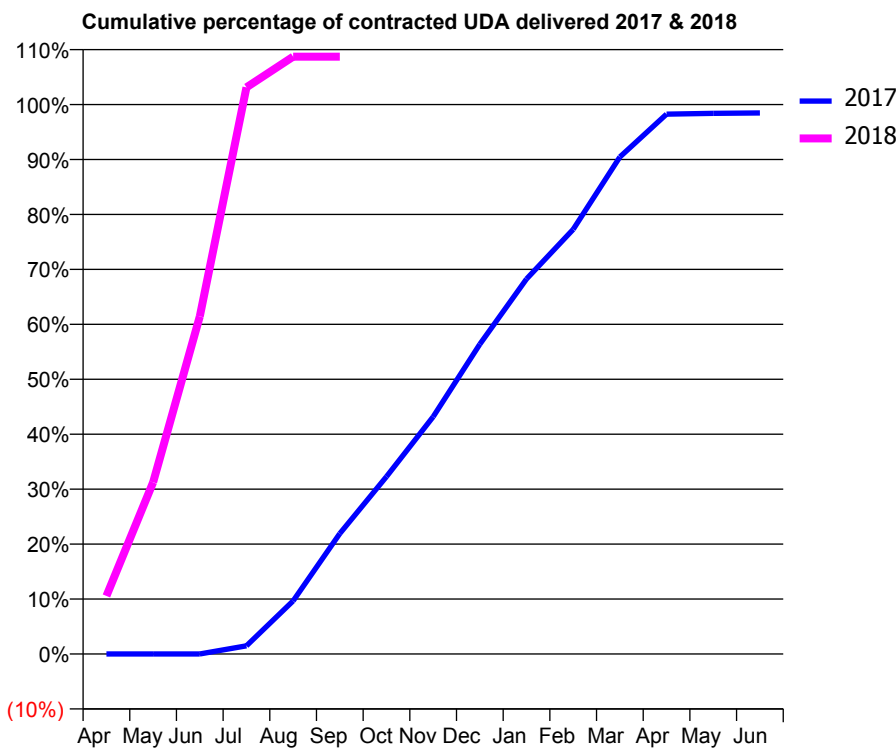
17/18 Contracted general activity (UDA)	4,333
Carry forward general activity (UDA)	0
17/18 Contracted orthodontic activity (UOA)	0
Carry forward orthodontic activity (UOA)	0
Baseline contract value	£122,628.88

ACCESS*

Patients seen in 24 months	Total	Change since previous quarter
Quarter ending September 2016	1,515	
Quarter ending December 2016	3,032	↑
Quarter ending March 2017	4,078	↑
Quarter ending June 2017	4,509	↑
Quarter ending September 2017	4,211	↓
Variance since September 2016	178.0%	↑



ACTIVITY



Month	Adjusted Scheduled Activity (UDA)	
	2017	2018
April	0	458
May	0	1,354
June	0	2,662
July	146	4,468
August	944	4,710
September	2,138	4,710
October	3,149	
November	4,209	
December	5,497	
January	6,656	
February	7,534	
March	8,819	
April	9,578	
May	9,593	
June	9,600	

QUALITY

	Quantity	Base Number	Contract	AT	Region	England
% of FP17s for the same patient ID Re-attending within 3 months - Children	24	726	3.3%	9.6%	12.8%	11.9%
% of FP17s for the same patient ID Re-attending within 3 months - Adults	88	1,905	4.6%	13.4%	16.5%	15.9%
% of FP17s for the same patient ID Re-attending between 3 & 9 months - Children	466	726	64.2%	63.9%	59.7%	58.1%
% of FP17s for the same patient ID Re-attending between 3 & 9 months - Adults	1,080	1,905	56.7%	55.5%	53.0%	50.6%
% of FP17s for Band 1 Urgent Courses	47	2,262	2.1%	7.4%	9.2%	9.1%
% of FP17s Relating to Free Repair or Replacements	0	2,262	0.0%	0.9%	1.0%	0.8%
% of FP17s Relating to Continuations	5	2,262	0.2%	1.2%	1.2%	1.1%
% of Patients satisfied with the dentistry they have received	22	22	100.0%	92.1%	91.6%	91.4%
% of Patients satisfied with the time they had to wait for an appointment	21	22	95.5%	88.7%	88.1%	87.7%

* This is based on patients treated on this contract for their most recent course of treatment. Figures in italics indicate the base number of FP17s or Patient Questionnaire responses are less than 100. N/A is shown where the base number of responses is less than 10 during the period. % is calculated as Quantity/Base number*100

Q50 - Vital Signs At a Glance Contract Report for 100473/0000 - September 2017


Name or company name	The Dental Design Studio
Contract type name	PDS Contract
Purpose of contract	General
Contract start date	01/07/2017
Contract end date	30/06/2020

17/18 Contracted general activity (UDA)	9,750
Carry forward general activity (UDA)	0
17/18 Contracted orthodontic activity (UOA)	0
Carry forward orthodontic activity (UOA)	0
Baseline contract value	£246,430.14

ACCESS*

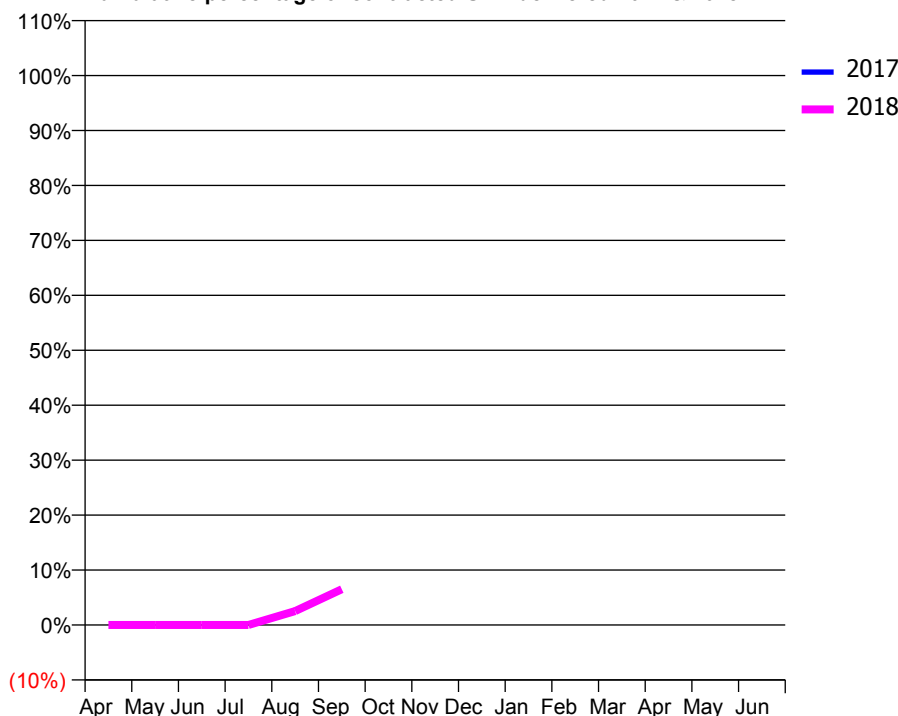
Patients seen in 24 months	Total	Change since previous quarter
Quarter ending September 2016	0	
Quarter ending December 2016	0	
Quarter ending March 2017	0	
Quarter ending June 2017	0	
Quarter ending September 2017	455	↑
Variance since September 2016	N/A	

Access trend analysis



ACTIVITY

Cumulative percentage of contracted UDA delivered 2017 & 2018



Adjusted Scheduled Activity (UDA)

Month	2017	2018
April	0	0
May	0	0
June	0	0
July	0	0
August	0	247
September	0	635
October	0	
November	0	
December	0	
January	0	
February	0	
March	0	
April	0	
May	0	
June	0	

QUALITY

	Quantity	Base Number	Contract	AT	Region	England
% of FP17s for the same patient ID Re-attending within 3 months - Children	0	200	0.0%	9.6%	12.8%	11.9%
% of FP17s for the same patient ID Re-attending within 3 months - Adults	3	246	1.2%	13.4%	16.5%	15.9%
% of FP17s for the same patient ID Re-attending between 3 & 9 months - Children	0	200	0.0%	63.9%	59.7%	58.1%
% of FP17s for the same patient ID Re-attending between 3 & 9 months - Adults	0	246	0.0%	55.5%	53.0%	50.6%
% of FP17s for Band 1 Urgent Courses	15	446	3.4%	7.4%	9.2%	9.1%
% of FP17s Relating to Free Repair or Replacements	0	446	0.0%	0.9%	1.0%	0.8%
% of FP17s Relating to Continuations	0	446	0.0%	1.2%	1.2%	1.1%
% of Patients satisfied with the dentistry they have received	1	1	N/A	92.1%	91.6%	91.4%
% of Patients satisfied with the time they had to wait for an appointment	1	1	N/A	88.7%	88.1%	87.7%

* This is based on patients treated on this contract for their most recent course of treatment. Figures in italics indicate the base number of FP17s or Patient Questionnaire responses are less than 100. N/A is shown where the base number of responses is less than 10 during the period. % is calculated as Quantity/Base number*100

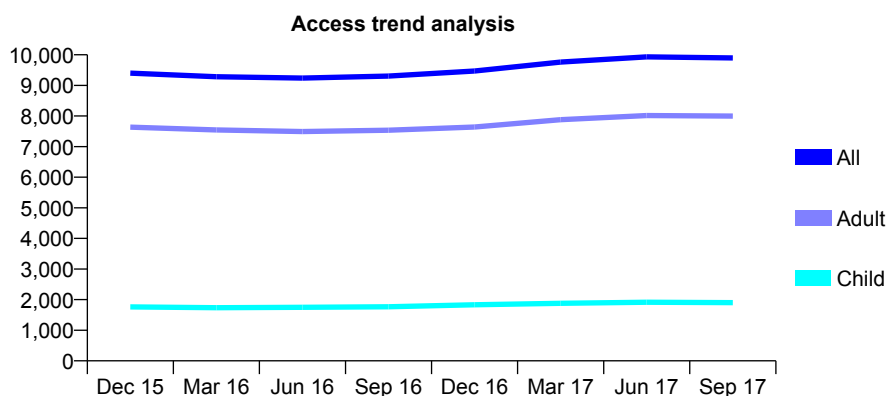
Q50 - Vital Signs At a Glance Contract Report for 101281/0039 - September 2017

Name or company name	OASIS DENTAL CARE LTD
Contract type name	GDS Contract
Purpose of contract	General
Contract start date	01/04/2006
Contract end date	

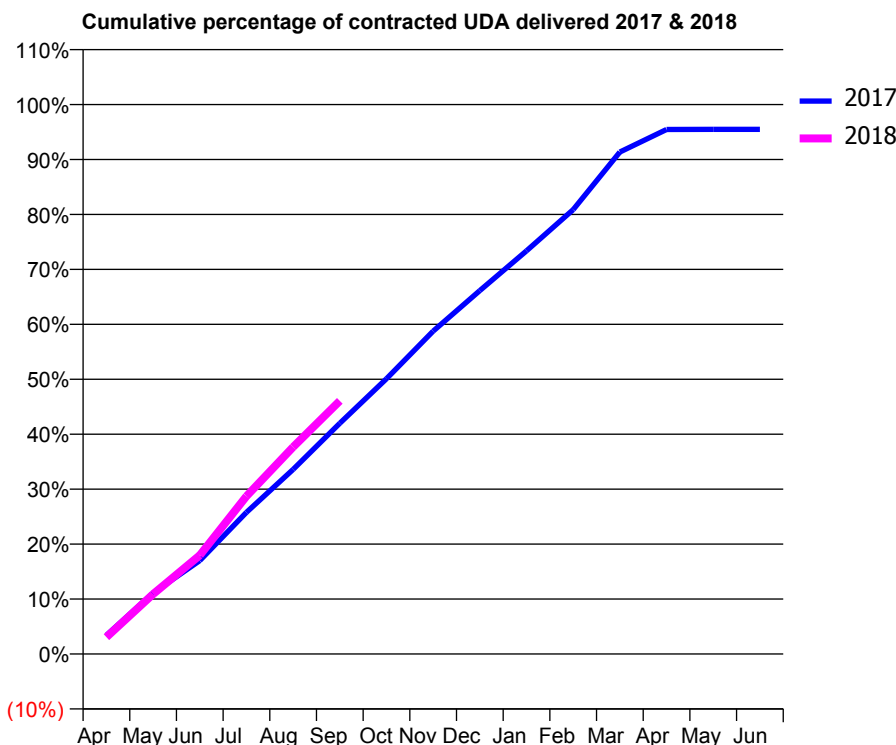
17/18 Contracted general activity (UDA)	28,313
Carry forward general activity (UDA)	0
17/18 Contracted orthodontic activity (UOA)	0
Carry forward orthodontic activity (UOA)	0
Baseline contract value	£836,434.98

ACCESS*

Patients seen in 24 months	Total	Change since previous quarter
Quarter ending September 2016	9,305	
Quarter ending December 2016	9,472	→
Quarter ending March 2017	9,764	↑
Quarter ending June 2017	9,931	→
Quarter ending September 2017	9,899	→
Variance since September 2016	6.4%	↑



ACTIVITY



Month	Adjusted Scheduled Activity (UDA)	
	2017	2018
April	953	866
May	3,102	3,090
June	4,747	5,087
July	7,195	8,129
August	9,377	10,666
September	11,726	13,047
October	13,990	
November	16,404	
December	18,467	
January	20,486	
February	22,580	
March	25,506	
April	26,653	
May	26,657	
June	26,657	

QUALITY

	Quantity	Base Number	Contract	AT	Region	England
% of FP17s for the same patient ID Re-attending within 3 months - Children	108	1,550	7.0%	9.6%	12.8%	11.9%
% of FP17s for the same patient ID Re-attending within 3 months - Adults	1,204	6,668	18.1%	13.4%	16.5%	15.9%
% of FP17s for the same patient ID Re-attending between 3 & 9 months - Children	995	1,550	64.2%	63.9%	59.7%	58.1%
% of FP17s for the same patient ID Re-attending between 3 & 9 months - Adults	3,986	6,668	59.8%	55.5%	53.0%	50.6%
% of FP17s for Band 1 Urgent Courses	671	7,595	8.8%	7.4%	9.2%	9.1%
% of FP17s Relating to Free Repair or Replacements	88	7,595	1.2%	0.9%	1.0%	0.8%
% of FP17s Relating to Continuations	184	7,595	2.4%	1.2%	1.2%	1.1%
% of Patients satisfied with the dentistry they have received	23	24	95.8%	92.1%	91.6%	91.4%
% of Patients satisfied with the time they had to wait for an appointment	22	24	91.7%	88.7%	88.1%	87.7%

* This is based on patients treated on this contract for their most recent course of treatment. Figures in italics indicate the base number of FP17s or Patient Questionnaire responses are less than 100. N/A is shown where the base number of responses is less than 10 during the period. % is calculated as Quantity/Base number*100

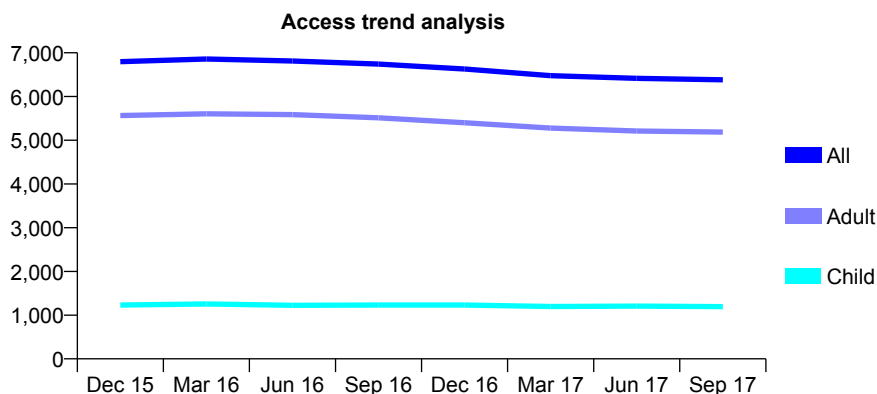
Q50 - Vital Signs At a Glance Contract Report for 101281/0089 - September 2017

Name or company name	OASIS DENTAL CARE LTD
Contract type name	GDS Contract
Purpose of contract	General
Contract start date	01/04/2006
Contract end date	

17/18 Contracted general activity (UDA)	21,438
Carry forward general activity (UDA)	0
17/18 Contracted orthodontic activity (UOA)	0
Carry forward orthodontic activity (UOA)	0
Baseline contract value	£658,293.30

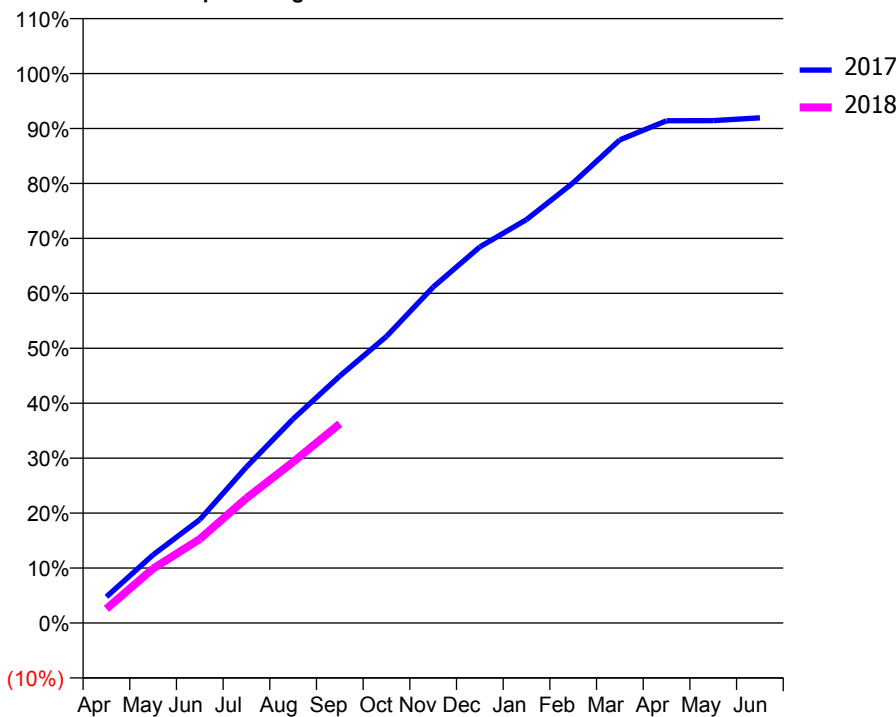
ACCESS*

Patients seen in 24 months	Total	Change since previous quarter
Quarter ending September 2016	6,743	
Quarter ending December 2016	6,630	↓
Quarter ending March 2017	6,477	↓
Quarter ending June 2017	6,416	→
Quarter ending September 2017	6,381	→
Variance since September 2016	(5.4%)	↓



ACTIVITY

Cumulative percentage of contracted UDA delivered 2017 & 2018



Month	Adjusted Scheduled Activity (UDA)	
	2017	2018
April	1,023	555
May	2,663	2,125
June	4,035	3,276
July	6,088	4,872
August	7,961	6,280
September	9,637	7,776
October	11,185	
November	13,107	
December	14,675	
January	15,742	
February	17,174	
March	18,849	
April	19,596	
May	19,599	
June	19,710	

QUALITY

	Quantity	Base Number	Contract	AT	Region	England
% of FP17s for the same patient ID Re-attending within 3 months - Children	71	916	7.8%	9.6%	12.8%	11.9%
% of FP17s for the same patient ID Re-attending within 3 months - Adults	649	3,784	17.2%	13.4%	16.5%	15.9%
% of FP17s for the same patient ID Re-attending between 3 & 9 months - Children	567	916	61.9%	63.9%	59.7%	58.1%
% of FP17s for the same patient ID Re-attending between 3 & 9 months - Adults	2,151	3,784	56.8%	55.5%	53.0%	50.6%
% of FP17s for Band 1 Urgent Courses	129	4,258	3.0%	7.4%	9.2%	9.1%
% of FP17s Relating to Free Repair or Replacements	98	4,258	2.3%	0.9%	1.0%	0.8%
% of FP17s Relating to Continuations	227	4,258	5.3%	1.2%	1.2%	1.1%
% of Patients satisfied with the dentistry they have received	21	23	91.3%	92.1%	91.6%	91.4%
% of Patients satisfied with the time they had to wait for an appointment	21	23	91.3%	88.7%	88.1%	87.7%

* This is based on patients treated on this contract for their most recent course of treatment. Figures in italics indicate the base number of FP17s or Patient Questionnaire responses are less than 100. N/A is shown where the base number of responses is less than 10 during the period. % is calculated as Quantity/Base number*100

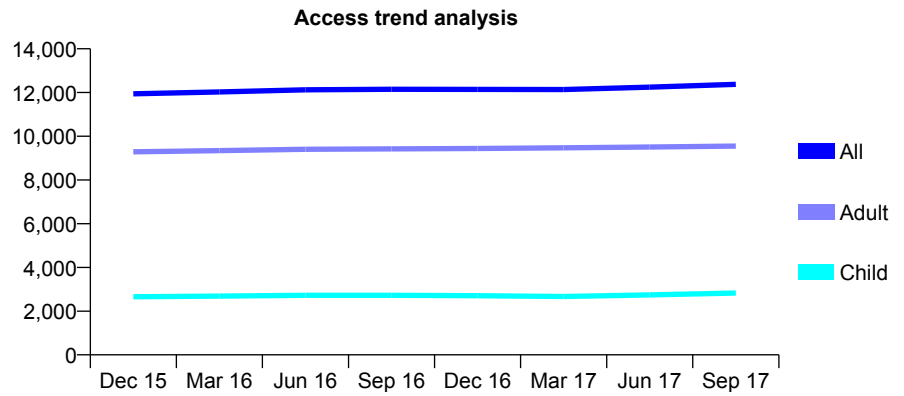
Q50 - Vital Signs At a Glance Contract Report for 101281/0096 - September 2017

Name or company name	OASIS DENTAL CARE LTD
Contract type name	GDS Contract
Purpose of contract	General
Contract start date	01/04/2006
Contract end date	

17/18 Contracted general activity (UDA)	30,555
Carry forward general activity (UDA)	0
17/18 Contracted orthodontic activity (UOA)	0
Carry forward orthodontic activity (UOA)	0
Baseline contract value	£949,741.95

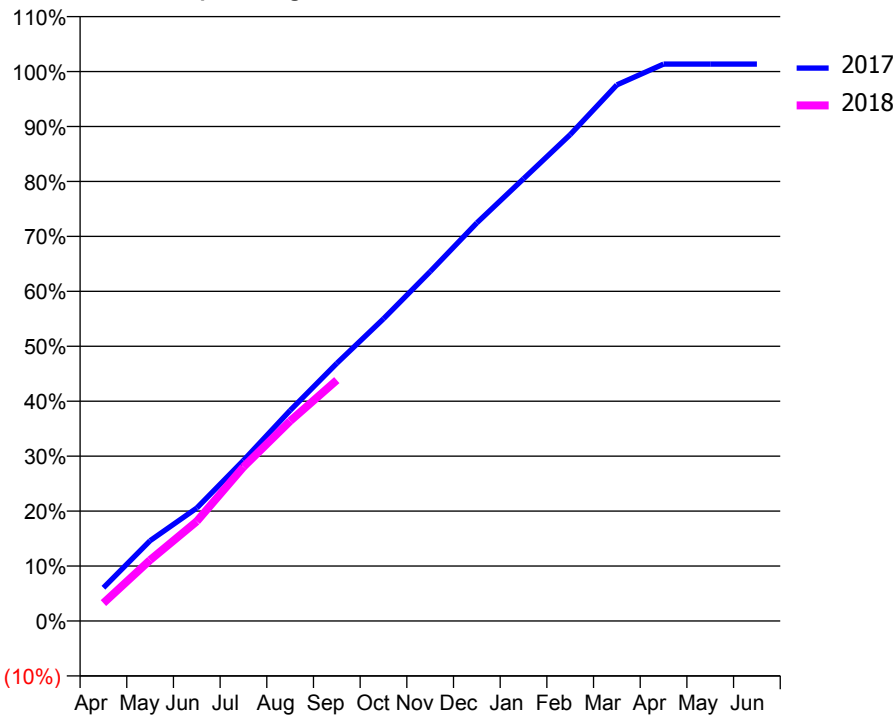
ACCESS*

Patients seen in 24 months	Total	Change since previous quarter
Quarter ending September 2016	12,149	
Quarter ending December 2016	12,144	→
Quarter ending March 2017	12,137	→
Quarter ending June 2017	12,245	→
Quarter ending September 2017	12,376	→
Variance since September 2016	1.9%	→



ACTIVITY

Cumulative percentage of contracted UDA delivered 2017 & 2018



Month	Adjusted Scheduled Activity (UDA)	
	2017	2018
April	1,850	995
May	4,464	3,393
June	6,286	5,540
July	8,931	8,568
August	11,710	11,118
September	14,330	13,397
October	16,806	
November	19,429	
December	22,135	
January	24,593	
February	27,049	
March	29,810	
April	30,967	
May	30,969	
June	30,971	

QUALITY

	Quantity	Base Number	Contract	AT	Region	England
% of FP17s for the same patient ID Re-attending within 3 months - Children	148	2,561	5.8%	9.6%	12.8%	11.9%
% of FP17s for the same patient ID Re-attending within 3 months - Adults	801	6,621	12.1%	13.4%	16.5%	15.9%
% of FP17s for the same patient ID Re-attending between 3 & 9 months - Children	1,812	2,561	70.8%	63.9%	59.7%	58.1%
% of FP17s for the same patient ID Re-attending between 3 & 9 months - Adults	2,724	6,621	41.1%	55.5%	53.0%	50.6%
% of FP17s for Band 1 Urgent Courses	674	8,477	8.0%	7.4%	9.2%	9.1%
% of FP17s Relating to Free Repair or Replacements	166	8,477	2.0%	0.9%	1.0%	0.8%
% of FP17s Relating to Continuations	129	8,477	1.5%	1.2%	1.2%	1.1%
% of Patients satisfied with the dentistry they have received	21	23	91.3%	92.1%	91.6%	91.4%
% of Patients satisfied with the time they had to wait for an appointment	22	23	95.7%	88.7%	88.1%	87.7%

* This is based on patients treated on this contract for their most recent course of treatment. Figures in italics indicate the base number of FP17s or Patient Questionnaire responses are less than 100. N/A is shown where the base number of responses is less than 10 during the period. % is calculated as Quantity/Base number*100

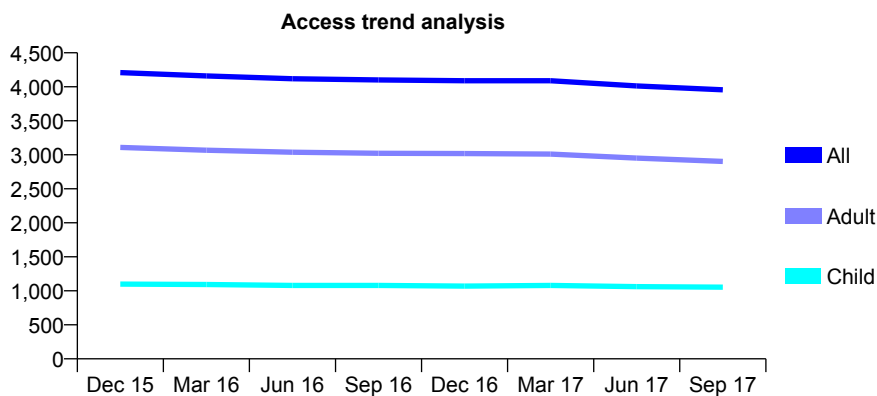
Q50 - Vital Signs At a Glance Contract Report for 101281/0104 - September 2017

Name or company name	OASIS DENTAL CARE LTD
Contract type name	GDS Contract
Purpose of contract	General
Contract start date	01/04/2006
Contract end date	

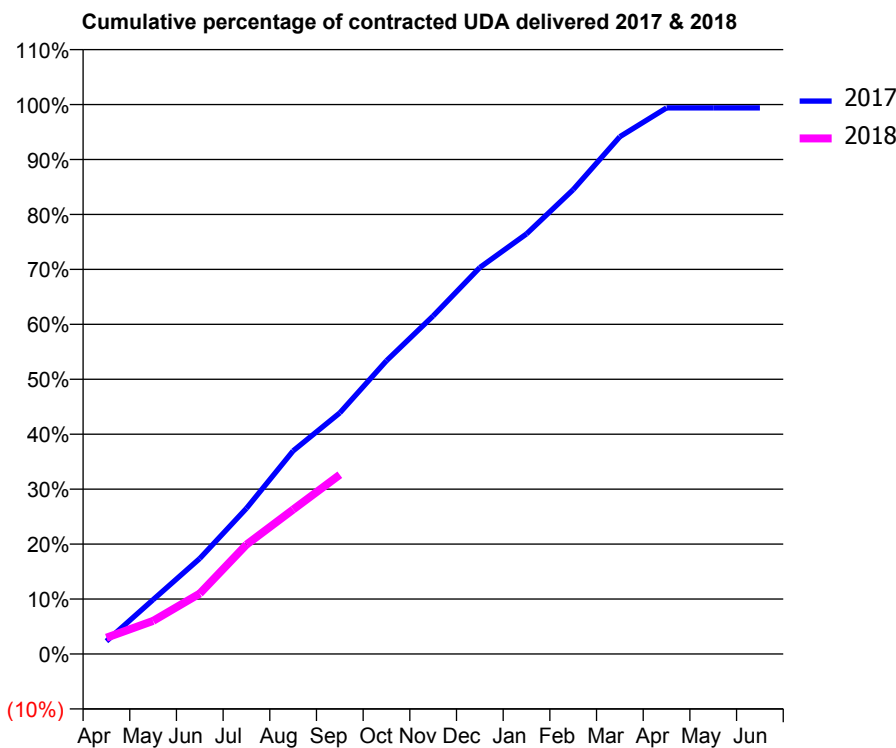
17/18 Contracted general activity (UDA)	13,717
Carry forward general activity (UDA)	0
17/18 Contracted orthodontic activity (UOA)	0
Carry forward orthodontic activity (UOA)	0
Baseline contract value	£408,682.23

ACCESS*

Patients seen in 24 months	Total	Change since previous quarter
Quarter ending September 2016	4,101	
Quarter ending December 2016	4,089	→
Quarter ending March 2017	4,090	→
Quarter ending June 2017	4,012	↓
Quarter ending September 2017	3,955	↓
Variance since September 2016	(3.6%)	↓



ACTIVITY



Month	Adjusted Scheduled Activity (UDA)	
	2017	2018
April	320	407
May	1,356	826
June	2,384	1,510
July	3,637	2,732
August	5,072	3,605
September	6,021	4,475
October	7,322	
November	8,440	
December	9,648	
January	10,487	
February	11,593	
March	12,912	
April	13,633	
May	13,631	
June	13,633	

QUALITY

	Quantity	Base Number	Contract	AT	Region	England
% of FP17s for the same patient ID Re-attending within 3 months - Children	93	869	10.7%	9.6%	12.8%	11.9%
% of FP17s for the same patient ID Re-attending within 3 months - Adults	295	1,926	15.3%	13.4%	16.5%	15.9%
% of FP17s for the same patient ID Re-attending between 3 & 9 months - Children	622	869	71.6%	63.9%	59.7%	58.1%
% of FP17s for the same patient ID Re-attending between 3 & 9 months - Adults	1,298	1,926	67.4%	55.5%	53.0%	50.6%
% of FP17s for Band 1 Urgent Courses	254	2,460	10.3%	7.4%	9.2%	9.1%
% of FP17s Relating to Free Repair or Replacements	30	2,460	1.2%	0.9%	1.0%	0.8%
% of FP17s Relating to Continuations	14	2,460	0.6%	1.2%	1.2%	1.1%
% of Patients satisfied with the dentistry they have received	11	12	91.7%	92.1%	91.6%	91.4%
% of Patients satisfied with the time they had to wait for an appointment	10	12	83.3%	88.7%	88.1%	87.7%

* This is based on patients treated on this contract for their most recent course of treatment. Figures in italics indicate the base number of FP17s or Patient Questionnaire responses are less than 100. N/A is shown where the base number of responses is less than 10 during the period. % is calculated as Quantity/Base number*100

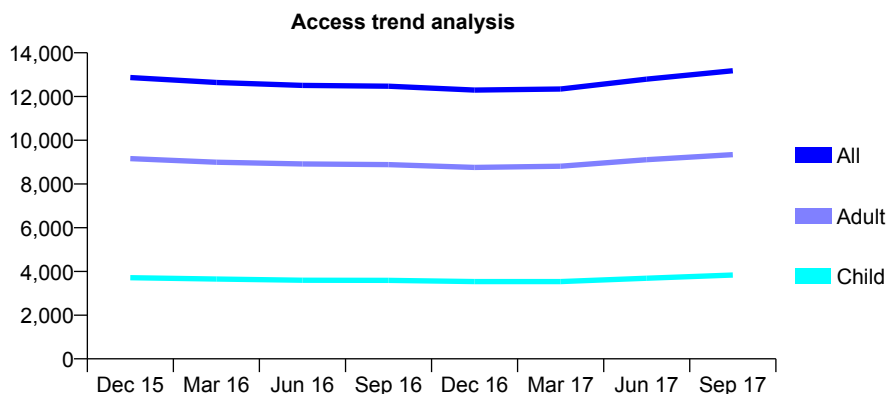
Q50 - Vital Signs At a Glance Contract Report for 101281/0106 - September 2017

Name or company name	OASIS DENTAL CARE LTD
Contract type name	GDS Contract
Purpose of contract	General
Contract start date	01/04/2006
Contract end date	

17/18 Contracted general activity (UDA)	40,965
Carry forward general activity (UDA)	0
17/18 Contracted orthodontic activity (UOA)	0
Carry forward orthodontic activity (UOA)	0
Baseline contract value	£1,119,074.24

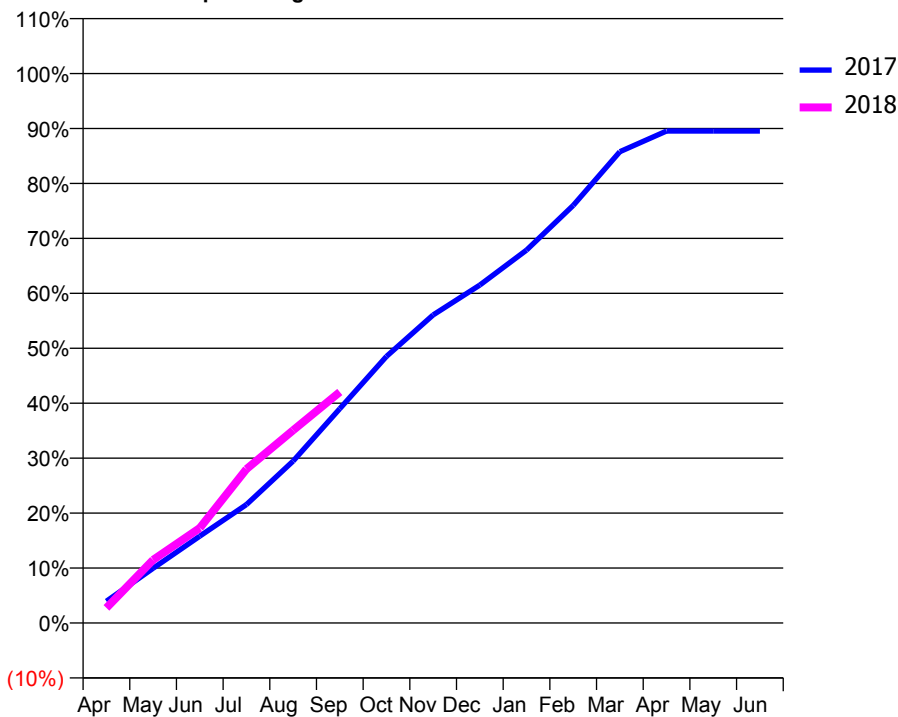
ACCESS*

Patients seen in 24 months	Total	Change since previous quarter
Quarter ending September 2016	12,471	
Quarter ending December 2016	12,293	↓
Quarter ending March 2017	12,346	→
Quarter ending June 2017	12,793	↑
Quarter ending September 2017	13,177	↑
Variance since September 2016	5.7%	↑



ACTIVITY

Cumulative percentage of contracted UDA delivered 2017 & 2018



Month	Adjusted Scheduled Activity (UDA)	
	2017	2018
April	1,629	1,126
May	4,081	4,703
June	6,479	7,082
July	8,832	11,473
August	12,071	14,366
September	15,977	17,220
October	19,874	
November	22,970	
December	25,198	
January	27,798	
February	31,127	
March	35,132	
April	36,679	
May	36,678	
June	36,678	

QUALITY

	Quantity	Base Number	Contract	AT	Region	England
% of FP17s for the same patient ID Re-attending within 3 months - Children	232	2,962	7.8%	9.6%	12.8%	11.9%
% of FP17s for the same patient ID Re-attending within 3 months - Adults	868	6,784	12.8%	13.4%	16.5%	15.9%
% of FP17s for the same patient ID Re-attending between 3 & 9 months - Children	1,665	2,962	56.2%	63.9%	59.7%	58.1%
% of FP17s for the same patient ID Re-attending between 3 & 9 months - Adults	3,531	6,784	52.0%	55.5%	53.0%	50.6%
% of FP17s for Band 1 Urgent Courses	1,072	9,036	11.9%	7.4%	9.2%	9.1%
% of FP17s Relating to Free Repair or Replacements	49	9,036	0.5%	0.9%	1.0%	0.8%
% of FP17s Relating to Continuations	53	9,036	0.6%	1.2%	1.2%	1.1%
% of Patients satisfied with the dentistry they have received	17	18	94.4%	92.1%	91.6%	91.4%
% of Patients satisfied with the time they had to wait for an appointment	16	18	88.9%	88.7%	88.1%	87.7%

* This is based on patients treated on this contract for their most recent course of treatment. Figures in italics indicate the base number of FP17s or Patient Questionnaire responses are less than 100. N/A is shown where the base number of responses is less than 10 during the period. % is calculated as Quantity/Base number*100

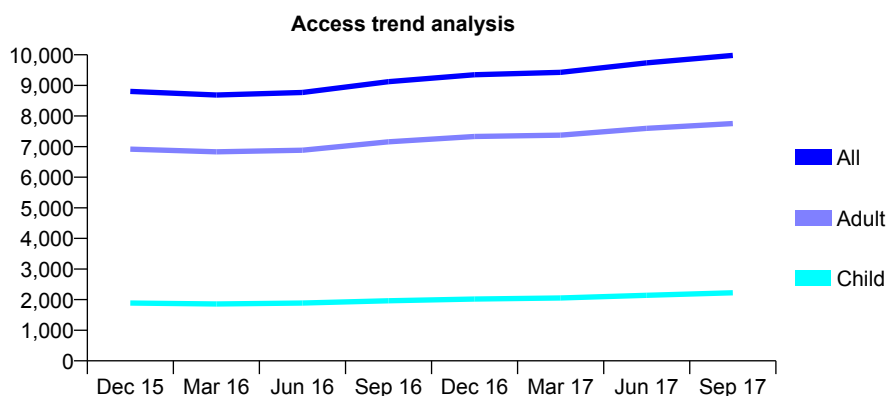
Q50 - Vital Signs At a Glance Contract Report for 101281/0121 - September 2017

Name or company name	OASIS DENTAL CARE LTD
Contract type name	GDS Contract
Purpose of contract	General
Contract start date	01/04/2006
Contract end date	

17/18 Contracted general activity (UDA)	31,745
Carry forward general activity (UDA)	0
17/18 Contracted orthodontic activity (UOA)	0
Carry forward orthodontic activity (UOA)	0
Baseline contract value	£846,914.89

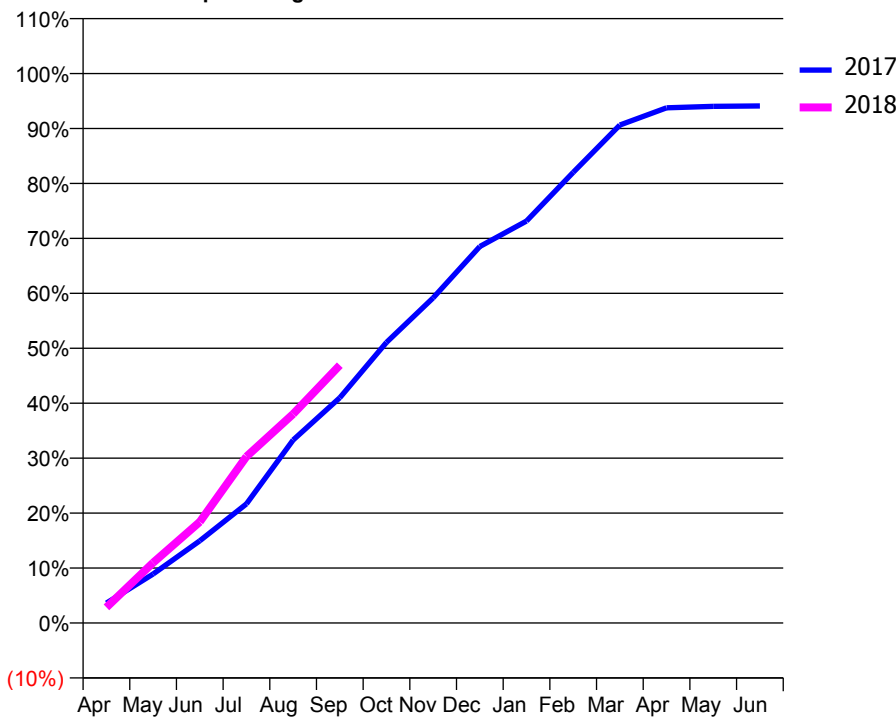
ACCESS*

Patients seen in 24 months	Total	Change since previous quarter
Quarter ending September 2016	9,122	
Quarter ending December 2016	9,349	↑
Quarter ending March 2017	9,428	→
Quarter ending June 2017	9,736	↑
Quarter ending September 2017	9,979	↑
Variance since September 2016	9.4%	↑



ACTIVITY

Cumulative percentage of contracted UDA delivered 2017 & 2018



Month	Adjusted Scheduled Activity (UDA)	
	2017	2018
April	1,151	906
May	2,828	3,483
June	4,748	5,846
July	6,880	9,619
August	10,574	12,074
September	13,014	14,892
October	16,210	
November	18,782	
December	21,749	
January	23,224	
February	26,033	
March	28,770	
April	29,763	
May	29,844	
June	29,867	

QUALITY

	Quantity	Base Number	Contract	AT	Region	England
% of FP17s for the same patient ID Re-attending within 3 months - Children	130	1,706	7.6%	9.6%	12.8%	11.9%
% of FP17s for the same patient ID Re-attending within 3 months - Adults	922	5,559	16.6%	13.4%	16.5%	15.9%
% of FP17s for the same patient ID Re-attending between 3 & 9 months - Children	963	1,706	56.4%	63.9%	59.7%	58.1%
% of FP17s for the same patient ID Re-attending between 3 & 9 months - Adults	2,561	5,559	46.1%	55.5%	53.0%	50.6%
% of FP17s for Band 1 Urgent Courses	793	6,772	11.7%	7.4%	9.2%	9.1%
% of FP17s Relating to Free Repair or Replacements	140	6,772	2.1%	0.9%	1.0%	0.8%
% of FP17s Relating to Continuations	43	6,772	0.6%	1.2%	1.2%	1.1%
% of Patients satisfied with the dentistry they have received	19	21	90.5%	92.1%	91.6%	91.4%
% of Patients satisfied with the time they had to wait for an appointment	18	21	85.7%	88.7%	88.1%	87.7%

* This is based on patients treated on this contract for their most recent course of treatment. Figures in italics indicate the base number of FP17s or Patient Questionnaire responses are less than 100. N/A is shown where the base number of responses is less than 10 during the period. % is calculated as Quantity/Base number*100

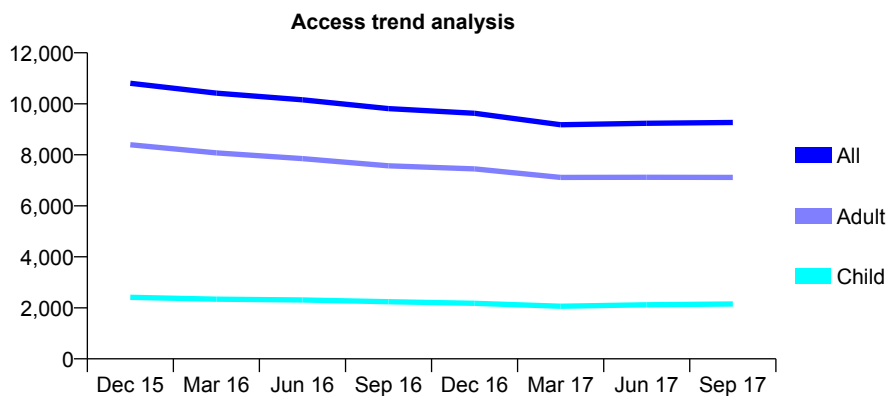
Q50 - Vital Signs At a Glance Contract Report for 101281/0147 - September 2017

Name or company name	OASIS DENTAL CARE LTD
Contract type name	GDS Contract
Purpose of contract	General
Contract start date	01/04/2006
Contract end date	

17/18 Contracted general activity (UDA)	37,658
Carry forward general activity (UDA)	0
17/18 Contracted orthodontic activity (UOA)	0
Carry forward orthodontic activity (UOA)	0
Baseline contract value	£1,064,337.43

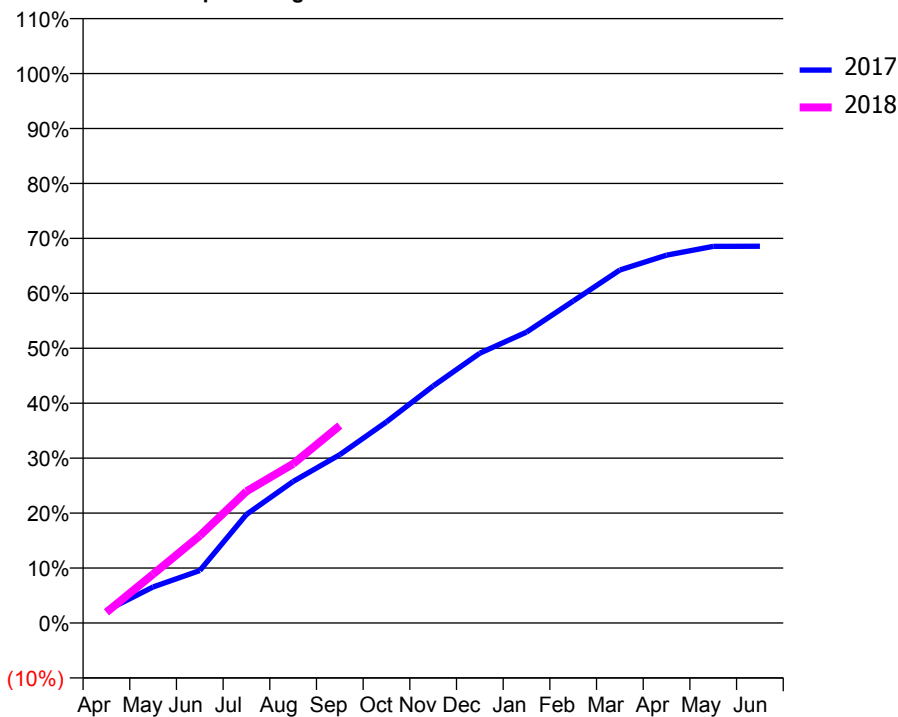
ACCESS*

Patients seen in 24 months	Total	Change since previous quarter
Quarter ending September 2016	9,811	
Quarter ending December 2016	9,628	↓
Quarter ending March 2017	9,177	↓
Quarter ending June 2017	9,235	→
Quarter ending September 2017	9,266	→
Variance since September 2016	(5.6%)	↓



ACTIVITY

Cumulative percentage of contracted UDA delivered 2017 & 2018



Month	Adjusted Scheduled Activity (UDA)	
	2017	2018
April	859	735
May	2,473	3,353
June	3,592	5,978
July	7,439	9,025
August	9,703	10,906
September	11,538	13,526
October	13,789	
November	16,240	
December	18,489	
January	19,935	
February	22,063	
March	24,193	
April	25,206	
May	25,807	
June	25,818	

QUALITY

	Quantity	Base Number	Contract	AT	Region	England
% of FP17s for the same patient ID Re-attending within 3 months - Children	167	1,862	9.0%	9.6%	12.8%	11.9%
% of FP17s for the same patient ID Re-attending within 3 months - Adults	797	5,560	14.3%	13.4%	16.5%	15.9%
% of FP17s for the same patient ID Re-attending between 3 & 9 months - Children	1,102	1,862	59.2%	63.9%	59.7%	58.1%
% of FP17s for the same patient ID Re-attending between 3 & 9 months - Adults	3,234	5,560	58.2%	55.5%	53.0%	50.6%
% of FP17s for Band 1 Urgent Courses	611	6,577	9.3%	7.4%	9.2%	9.1%
% of FP17s Relating to Free Repair or Replacements	48	6,577	0.7%	0.9%	1.0%	0.8%
% of FP17s Relating to Continuations	20	6,577	0.3%	1.2%	1.2%	1.1%
% of Patients satisfied with the dentistry they have received	13	13	100.0%	92.1%	91.6%	91.4%
% of Patients satisfied with the time they had to wait for an appointment	12	13	92.3%	88.7%	88.1%	87.7%

* This is based on patients treated on this contract for their most recent course of treatment. Figures in italics indicate the base number of FP17s or Patient Questionnaire responses are less than 100. N/A is shown where the base number of responses is less than 10 during the period. % is calculated as Quantity/Base number*100

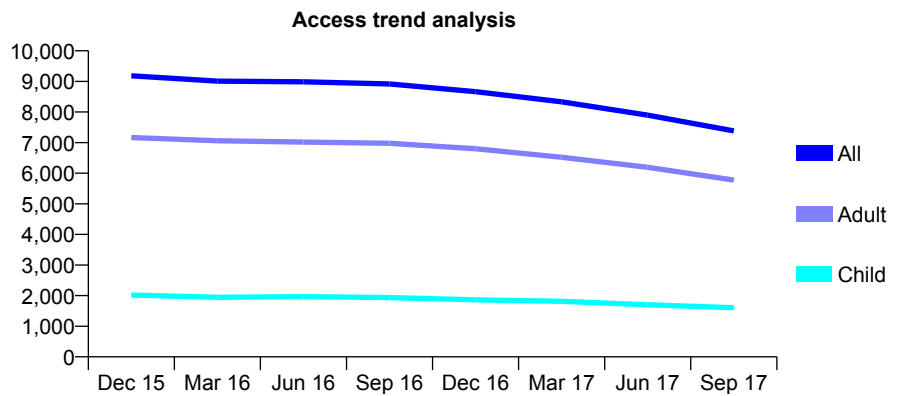
Q50 - Vital Signs At a Glance Contract Report for 101338/0049 - September 2017

Name or company name	Whitecross Dental Care Limited
Contract type name	GDS Contract
Purpose of contract	General
Contract start date	01/04/2007
Contract end date	

17/18 Contracted general activity (UDA)	30,272
Carry forward general activity (UDA)	0
17/18 Contracted orthodontic activity (UOA)	0
Carry forward orthodontic activity (UOA)	0
Baseline contract value	£737,960.98

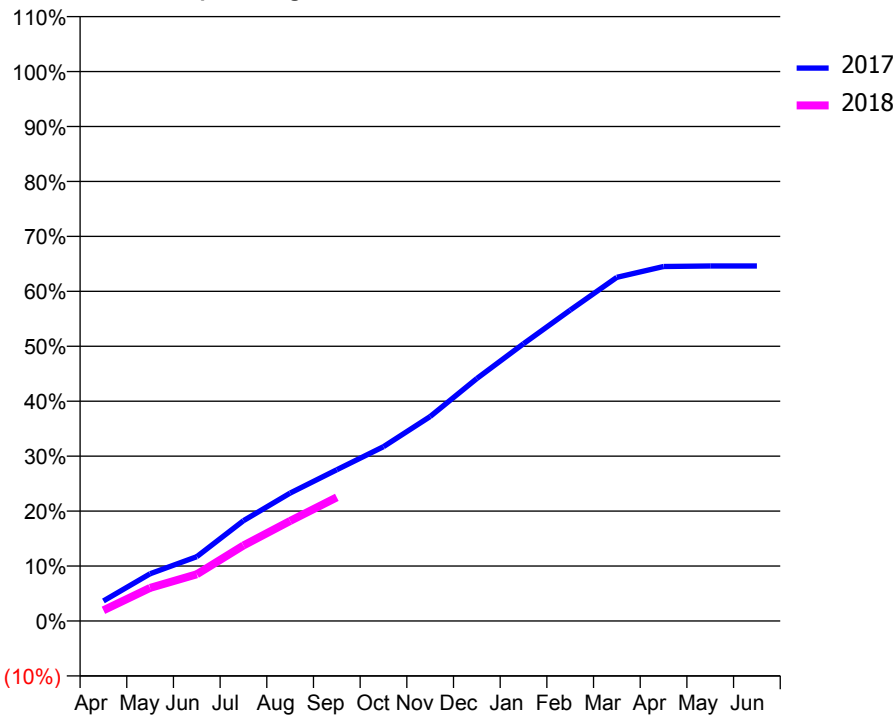
ACCESS*

Patients seen in 24 months	Total	Change since previous quarter
Quarter ending September 2016	8,918	
Quarter ending December 2016	8,664	↓
Quarter ending March 2017	8,333	↓
Quarter ending June 2017	7,898	↓
Quarter ending September 2017	7,382	↓
Variance since September 2016	(17.2%)	↓



ACTIVITY

Cumulative percentage of contracted UDA delivered 2017 & 2018



Month	Adjusted Scheduled Activity (UDA)	
	2017	2018
April	1,106	595
May	2,603	1,824
June	3,541	2,575
July	5,529	4,164
August	7,046	5,512
September	8,336	6,811
October	9,607	
November	11,268	
December	13,357	
January	15,280	
February	17,129	
March	18,931	
April	19,533	
May	19,557	
June	19,560	

QUALITY

	Quantity	Base Number	Contract	AT	Region	England
% of FP17s for the same patient ID Re-attending within 3 months - Children	40	662	6.0%	9.6%	12.8%	11.9%
% of FP17s for the same patient ID Re-attending within 3 months - Adults	418	2,576	16.2%	13.4%	16.5%	15.9%
% of FP17s for the same patient ID Re-attending between 3 & 9 months - Children	266	662	40.2%	63.9%	59.7%	58.1%
% of FP17s for the same patient ID Re-attending between 3 & 9 months - Adults	1,111	2,576	43.1%	55.5%	53.0%	50.6%
% of FP17s for Band 1 Urgent Courses	418	2,944	14.2%	7.4%	9.2%	9.1%
% of FP17s Relating to Free Repair or Replacements	22	2,944	0.7%	0.9%	1.0%	0.8%
% of FP17s Relating to Continuations	71	2,944	2.4%	1.2%	1.2%	1.1%
% of Patients satisfied with the dentistry they have received	12	15	80.0%	92.1%	91.6%	91.4%
% of Patients satisfied with the time they had to wait for an appointment	11	15	73.3%	88.7%	88.1%	87.7%

* This is based on patients treated on this contract for their most recent course of treatment. Figures in italics indicate the base number of FP17s or Patient Questionnaire responses are less than 100. N/A is shown where the base number of responses is less than 10 during the period. % is calculated as Quantity/Base number*100

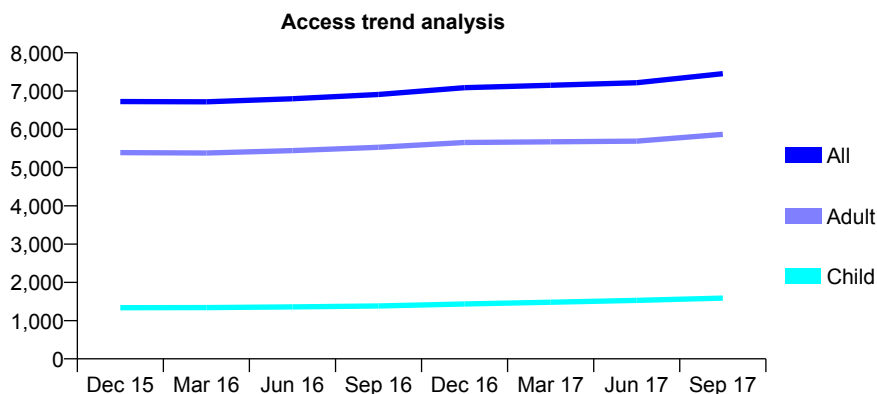
Q50 - Vital Signs At a Glance Contract Report for 101338/0124 - September 2017

Name or company name	Whitecross Dental Care Limited
Contract type name	GDS Contract
Purpose of contract	General
Contract start date	24/08/2010
Contract end date	

17/18 Contracted general activity (UDA)	24,000
Carry forward general activity (UDA)	0
17/18 Contracted orthodontic activity (UOA)	0
Carry forward orthodontic activity (UOA)	0
Baseline contract value	£652,249.13

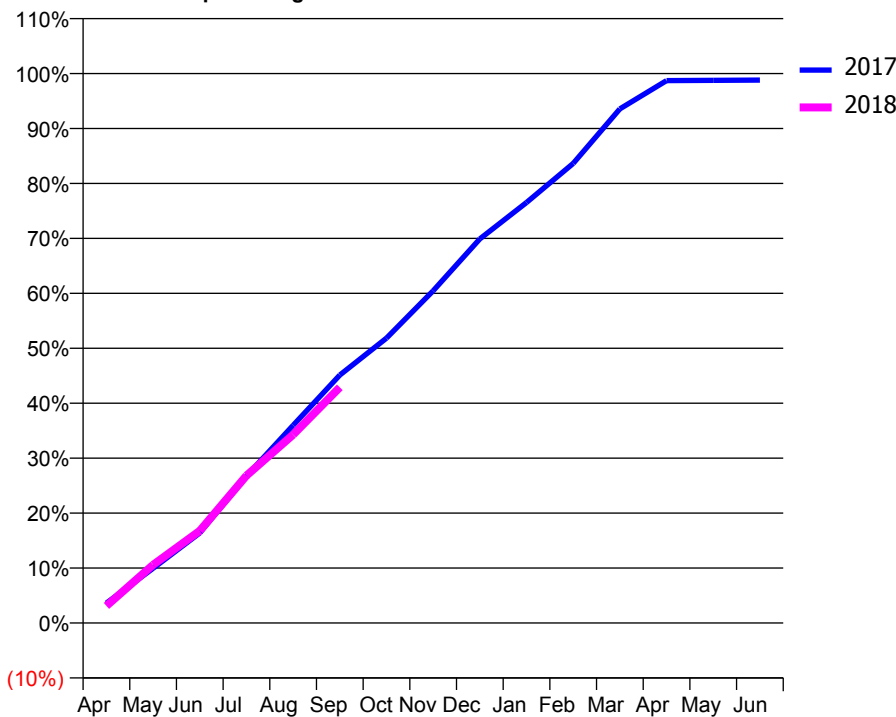
ACCESS*

Patients seen in 24 months	Total	Change since previous quarter
Quarter ending September 2016	6,912	
Quarter ending December 2016	7,089	↑
Quarter ending March 2017	7,152	→
Quarter ending June 2017	7,218	→
Quarter ending September 2017	7,455	↑
Variance since September 2016	7.9%	↑



ACTIVITY

Cumulative percentage of contracted UDA delivered 2017 & 2018



Adjusted Scheduled Activity (UDA)

Month	2017	2018
April	871	749
May	2,389	2,545
June	3,932	4,025
July	6,419	6,436
August	8,631	8,224
September	10,833	10,297
October	12,443	
November	14,510	
December	16,774	
January	18,365	
February	20,072	
March	22,456	
April	23,687	
May	23,703	
June	23,710	

QUALITY

	Quantity	Base Number	Contract	AT	Region	England
% of FP17s for the same patient ID Re-attending within 3 months - Children	53	1,282	4.1%	9.6%	12.8%	11.9%
% of FP17s for the same patient ID Re-attending within 3 months - Adults	461	4,253	10.8%	13.4%	16.5%	15.9%
% of FP17s for the same patient ID Re-attending between 3 & 9 months - Children	843	1,282	65.8%	63.9%	59.7%	58.1%
% of FP17s for the same patient ID Re-attending between 3 & 9 months - Adults	2,235	4,253	52.6%	55.5%	53.0%	50.6%
% of FP17s for Band 1 Urgent Courses	263	5,065	5.2%	7.4%	9.2%	9.1%
% of FP17s Relating to Free Repair or Replacements	30	5,065	0.6%	0.9%	1.0%	0.8%
% of FP17s Relating to Continuations	81	5,065	1.6%	1.2%	1.2%	1.1%
% of Patients satisfied with the dentistry they have received	23	24	95.8%	92.1%	91.6%	91.4%
% of Patients satisfied with the time they had to wait for an appointment	20	24	83.3%	88.7%	88.1%	87.7%

* This is based on patients treated on this contract for their most recent course of treatment. Figures in italics indicate the base number of FP17s or Patient Questionnaire responses are less than 100. N/A is shown where the base number of responses is less than 10 during the period. % is calculated as Quantity/Base number*100

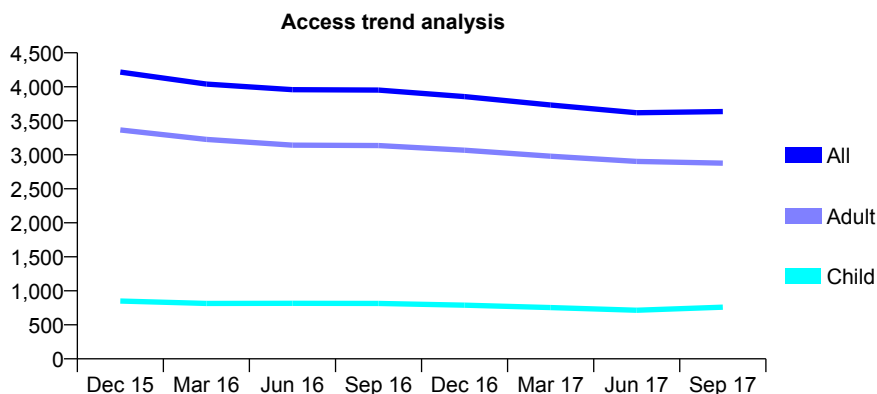
Q50 - Vital Signs At a Glance Contract Report for 101338/0130 - September 2017

Name or company name	Whitecross Dental Care Limited
Contract type name	GDS Contract
Purpose of contract	General
Contract start date	01/12/2010
Contract end date	

17/18 Contracted general activity (UDA)	16,319
Carry forward general activity (UDA)	0
17/18 Contracted orthodontic activity (UOA)	0
Carry forward orthodontic activity (UOA)	0
Baseline contract value	£363,446.03

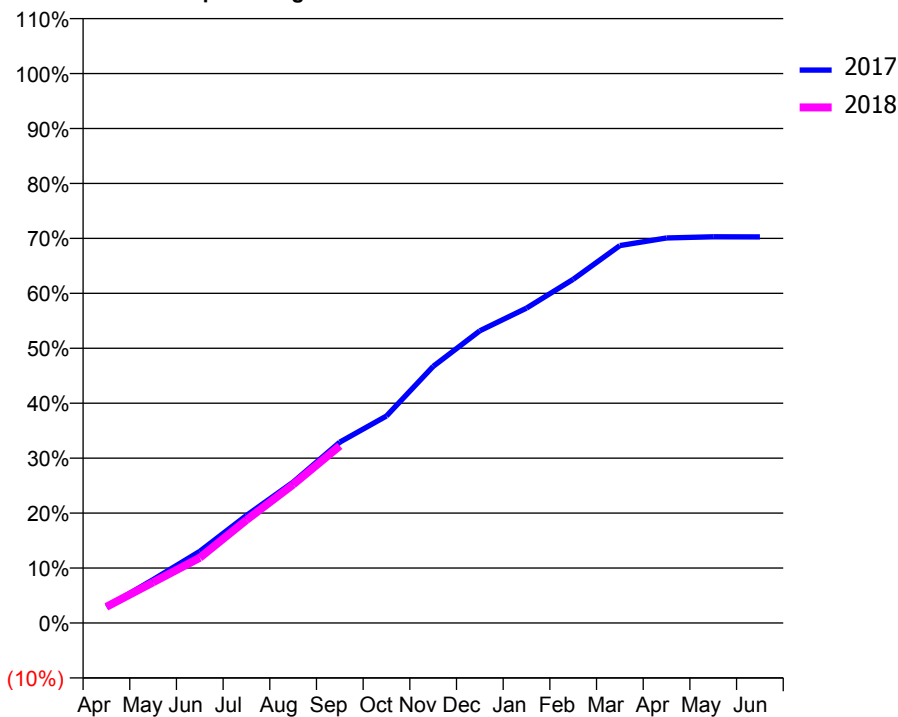
ACCESS*

Patients seen in 24 months	Total	Change since previous quarter
Quarter ending September 2016	3,952	
Quarter ending December 2016	3,856	↓
Quarter ending March 2017	3,733	↓
Quarter ending June 2017	3,618	↓
Quarter ending September 2017	3,637	→
Variance since September 2016	(8.0%)	↓



ACTIVITY

Cumulative percentage of contracted UDA delivered 2017 & 2018



Month	Adjusted Scheduled Activity (UDA)	
	2017	2018
April	478	483
May	1,289	1,208
June	2,129	1,938
July	3,194	3,058
August	4,184	4,112
September	5,373	5,260
October	6,147	
November	7,623	
December	8,678	
January	9,353	
February	10,208	
March	11,208	
April	11,435	
May	11,470	
June	11,467	

QUALITY

	Quantity	Base Number	Contract	AT	Region	England
% of FP17s for the same patient ID Re-attending within 3 months - Children	31	479	6.5%	9.6%	12.8%	11.9%
% of FP17s for the same patient ID Re-attending within 3 months - Adults	276	1,872	14.7%	13.4%	16.5%	15.9%
% of FP17s for the same patient ID Re-attending between 3 & 9 months - Children	210	479	43.8%	63.9%	59.7%	58.1%
% of FP17s for the same patient ID Re-attending between 3 & 9 months - Adults	1,038	1,872	55.4%	55.5%	53.0%	50.6%
% of FP17s for Band 1 Urgent Courses	153	2,254	6.8%	7.4%	9.2%	9.1%
% of FP17s Relating to Free Repair or Replacements	26	2,254	1.2%	0.9%	1.0%	0.8%
% of FP17s Relating to Continuations	54	2,254	2.4%	1.2%	1.2%	1.1%
% of Patients satisfied with the dentistry they have received	10	12	83.3%	92.1%	91.6%	91.4%
% of Patients satisfied with the time they had to wait for an appointment	8	12	66.7%	88.7%	88.1%	87.7%

* This is based on patients treated on this contract for their most recent course of treatment. Figures in italics indicate the base number of FP17s or Patient Questionnaire responses are less than 100. N/A is shown where the base number of responses is less than 10 during the period. % is calculated as Quantity/Base number*100

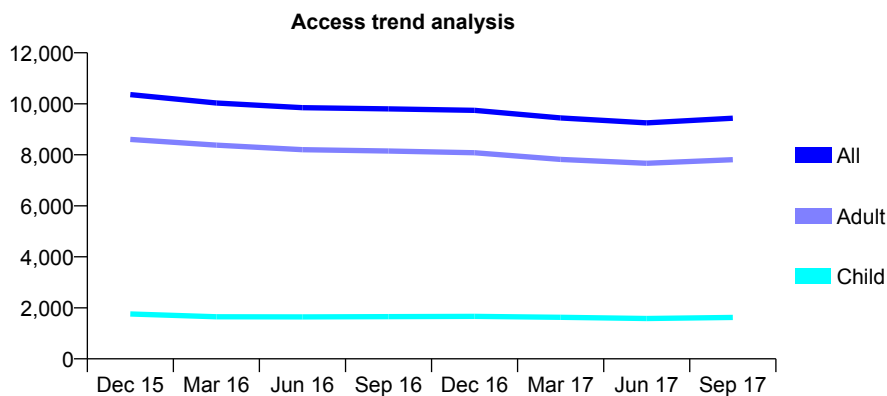
Q50 - Vital Signs At a Glance Contract Report for 101338/0135 - September 2017

Name or company name	Whitecross Dental Care Limited
Contract type name	GDS Contract
Purpose of contract	General
Contract start date	01/02/2012
Contract end date	

17/18 Contracted general activity (UDA)	33,200
Carry forward general activity (UDA)	0
17/18 Contracted orthodontic activity (UOA)	0
Carry forward orthodontic activity (UOA)	0
Baseline contract value	£880,294.77

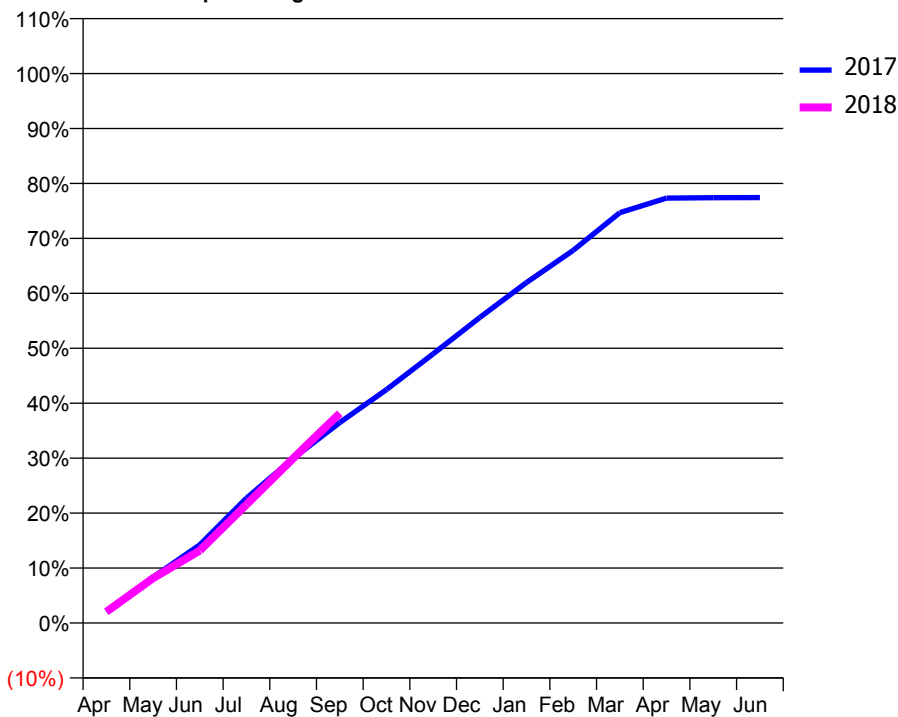
ACCESS*

Patients seen in 24 months	Total	Change since previous quarter
Quarter ending September 2016	9,802	
Quarter ending December 2016	9,743	→
Quarter ending March 2017	9,445	↓
Quarter ending June 2017	9,251	↓
Quarter ending September 2017	9,435	→
Variance since September 2016	(3.7%)	↓



ACTIVITY

Cumulative percentage of contracted UDA delivered 2017 & 2018



Month	Adjusted Scheduled Activity (UDA)	
	2017	2018
April	674	683
May	2,772	2,714
June	4,724	4,379
July	7,549	7,156
August	9,949	9,946
September	12,115	12,665
October	14,106	
November	16,262	
December	18,466	
January	20,570	
February	22,515	
March	24,797	
April	25,673	
May	25,695	
June	25,701	

QUALITY

	Quantity	Base Number	Contract	AT	Region	England
% of FP17s for the same patient ID Re-attending within 3 months - Children	48	1,262	3.8%	9.6%	12.8%	11.9%
% of FP17s for the same patient ID Re-attending within 3 months - Adults	478	5,570	8.6%	13.4%	16.5%	15.9%
% of FP17s for the same patient ID Re-attending between 3 & 9 months - Children	719	1,262	57.0%	63.9%	59.7%	58.1%
% of FP17s for the same patient ID Re-attending between 3 & 9 months - Adults	2,883	5,570	51.8%	55.5%	53.0%	50.6%
% of FP17s for Band 1 Urgent Courses	152	6,451	2.4%	7.4%	9.2%	9.1%
% of FP17s Relating to Free Repair or Replacements	28	6,451	0.4%	0.9%	1.0%	0.8%
% of FP17s Relating to Continuations	139	6,451	2.2%	1.2%	1.2%	1.1%
% of Patients satisfied with the dentistry they have received	36	36	100.0%	92.1%	91.6%	91.4%
% of Patients satisfied with the time they had to wait for an appointment	30	36	83.3%	88.7%	88.1%	87.7%

* This is based on patients treated on this contract for their most recent course of treatment. Figures in italics indicate the base number of FP17s or Patient Questionnaire responses are less than 100. N/A is shown where the base number of responses is less than 10 during the period. % is calculated as Quantity/Base number*100

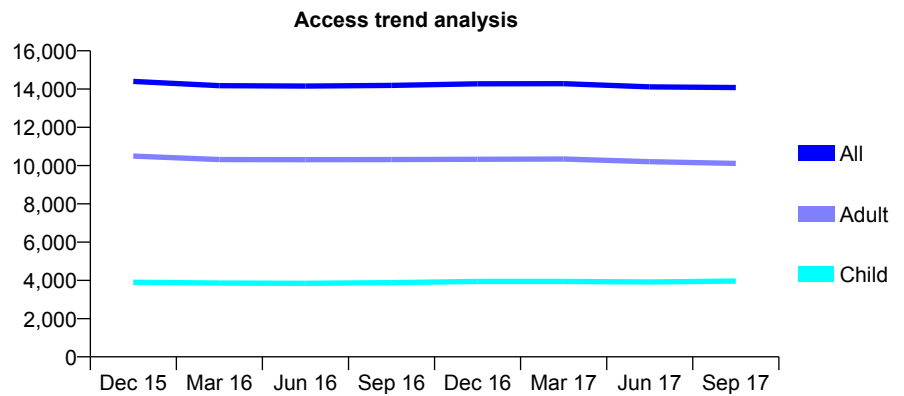
Q50 - Vital Signs At a Glance Contract Report for 101338/0136 - September 2017

Name or company name	Whitecross Dental Care Limited
Contract type name	GDS Contract
Purpose of contract	General
Contract start date	01/06/2012
Contract end date	

17/18 Contracted general activity (UDA)	34,166
Carry forward general activity (UDA)	0
17/18 Contracted orthodontic activity (UOA)	0
Carry forward orthodontic activity (UOA)	0
Baseline contract value	£921,641.06

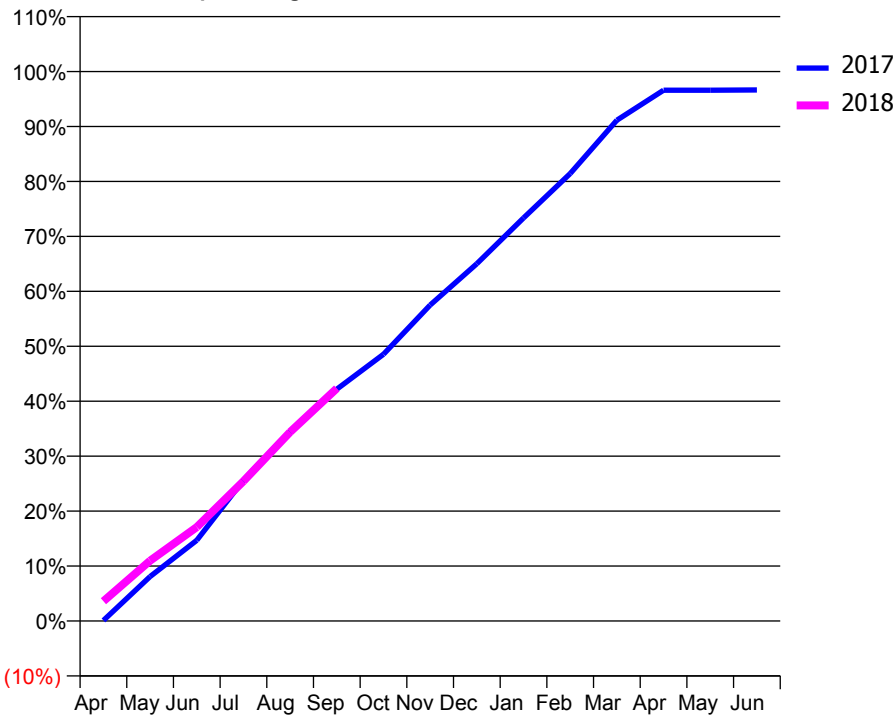
ACCESS*

Patients seen in 24 months	Total	Change since previous quarter
Quarter ending September 2016	14,193	
Quarter ending December 2016	14,273	→
Quarter ending March 2017	14,282	→
Quarter ending June 2017	14,117	↓
Quarter ending September 2017	14,080	→
Variance since September 2016	(0.8%)	→



ACTIVITY

Cumulative percentage of contracted UDA delivered 2017 & 2018



Month	Adjusted Scheduled Activity (UDA)	
	2017	2018
April	38	1,228
May	2,764	3,755
June	5,024	5,837
July	8,759	8,691
August	11,780	11,754
September	14,417	14,462
October	16,588	
November	19,648	
December	22,219	
January	25,062	
February	27,821	
March	31,139	
April	33,002	
May	33,002	
June	33,021	

QUALITY

	Quantity	Base Number	Contract	AT	Region	England
% of FP17s for the same patient ID Re-attending within 3 months - Children	164	2,878	5.7%	9.6%	12.8%	11.9%
% of FP17s for the same patient ID Re-attending within 3 months - Adults	622	6,185	10.1%	13.4%	16.5%	15.9%
% of FP17s for the same patient ID Re-attending between 3 & 9 months - Children	1,783	2,878	62.0%	63.9%	59.7%	58.1%
% of FP17s for the same patient ID Re-attending between 3 & 9 months - Adults	3,286	6,185	53.1%	55.5%	53.0%	50.6%
% of FP17s for Band 1 Urgent Courses	655	8,268	7.9%	7.4%	9.2%	9.1%
% of FP17s Relating to Free Repair or Replacements	67	8,268	0.8%	0.9%	1.0%	0.8%
% of FP17s Relating to Continuations	72	8,268	0.9%	1.2%	1.2%	1.1%
% of Patients satisfied with the dentistry they have received	30	32	93.8%	92.1%	91.6%	91.4%
% of Patients satisfied with the time they had to wait for an appointment	28	32	87.5%	88.7%	88.1%	87.7%

* This is based on patients treated on this contract for their most recent course of treatment. Figures in italics indicate the base number of FP17s or Patient Questionnaire responses are less than 100. N/A is shown where the base number of responses is less than 10 during the period. % is calculated as Quantity/Base number*100

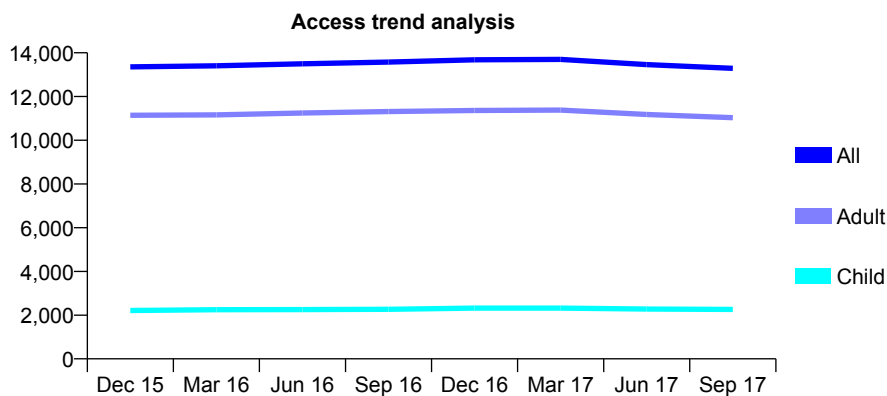
Q50 - Vital Signs At a Glance Contract Report for 101370/0090 - September 2017

Name or company name	Petrie Tucker and Partners Ltd
Contract type name	GDS Contract
Purpose of contract	General
Contract start date	01/04/2007
Contract end date	

17/18 Contracted general activity (UDA)	41,727
Carry forward general activity (UDA)	0
17/18 Contracted orthodontic activity (UOA)	0
Carry forward orthodontic activity (UOA)	0
Baseline contract value	£1,206,522.17

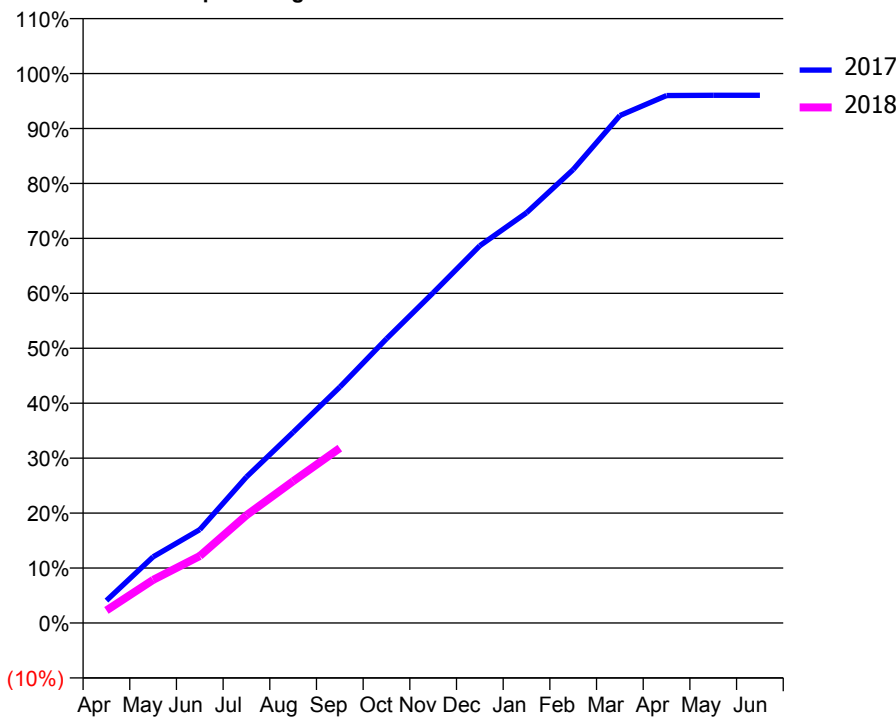
ACCESS*

Patients seen in 24 months	Total	Change since previous quarter
Quarter ending September 2016	13,576	
Quarter ending December 2016	13,682	→
Quarter ending March 2017	13,700	→
Quarter ending June 2017	13,458	↓
Quarter ending September 2017	13,289	↓
Variance since September 2016	(2.1%)	↓



ACTIVITY

Cumulative percentage of contracted UDA delivered 2017 & 2018



Month	Adjusted Scheduled Activity (UDA)	
	2017	2018
April	1,710	954
May	5,026	3,273
June	7,091	5,088
July	11,095	8,191
August	14,487	10,767
September	17,913	13,277
October	21,588	
November	25,074	
December	28,650	
January	31,150	
February	34,434	
March	38,535	
April	40,055	
May	40,069	
June	40,069	

QUALITY

	Quantity	Base Number	Contract	AT	Region	England
% of FP17s for the same patient ID Re-attending within 3 months - Children	84	1,367	6.1%	9.6%	12.8%	11.9%
% of FP17s for the same patient ID Re-attending within 3 months - Adults	695	6,237	11.1%	13.4%	16.5%	15.9%
% of FP17s for the same patient ID Re-attending between 3 & 9 months - Children	906	1,367	66.3%	63.9%	59.7%	58.1%
% of FP17s for the same patient ID Re-attending between 3 & 9 months - Adults	3,774	6,237	60.5%	55.5%	53.0%	50.6%
% of FP17s for Band 1 Urgent Courses	376	6,950	5.4%	7.4%	9.2%	9.1%
% of FP17s Relating to Free Repair or Replacements	27	6,950	0.4%	0.9%	1.0%	0.8%
% of FP17s Relating to Continuations	100	6,950	1.4%	1.2%	1.2%	1.1%
% of Patients satisfied with the dentistry they have received	35	38	92.1%	92.1%	91.6%	91.4%
% of Patients satisfied with the time they had to wait for an appointment	33	38	86.8%	88.7%	88.1%	87.7%

* This is based on patients treated on this contract for their most recent course of treatment. Figures in italics indicate the base number of FP17s or Patient Questionnaire responses are less than 100. N/A is shown where the base number of responses is less than 10 during the period. % is calculated as Quantity/Base number*100

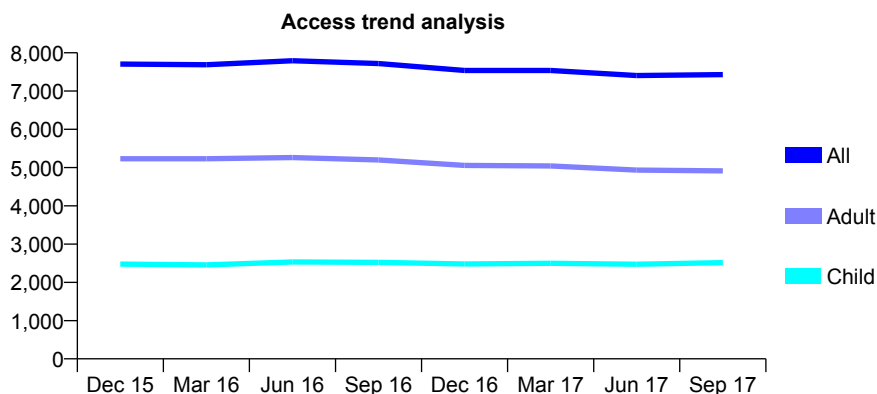
Q50 - Vital Signs At a Glance Contract Report for 101435/0063 - September 2017

Name or company name	IDH Limited
Contract type name	GDS Contract
Purpose of contract	General
Contract start date	01/06/2007
Contract end date	

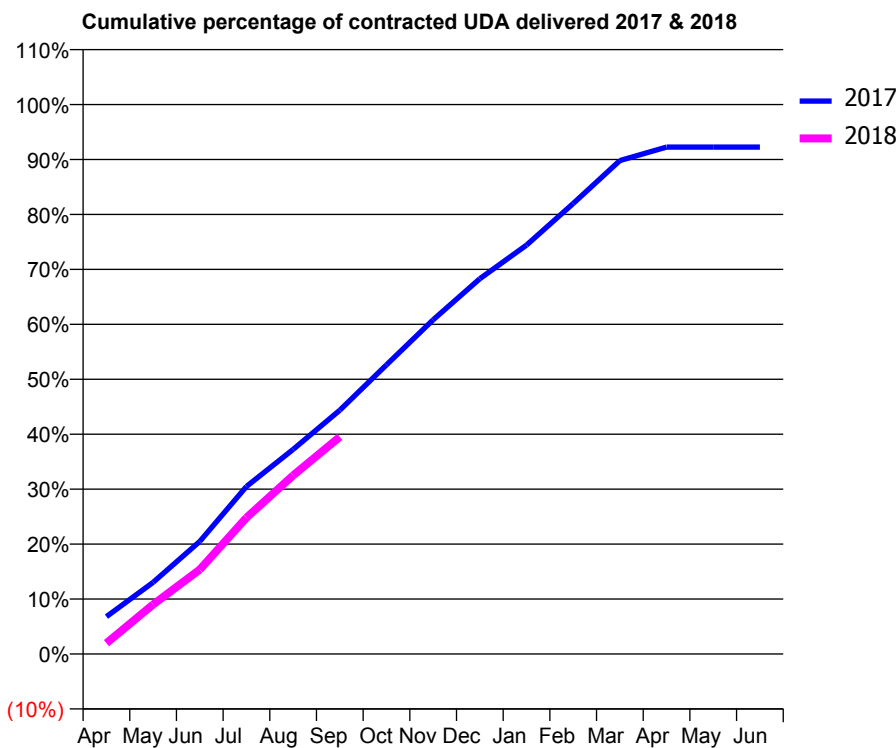
17/18 Contracted general activity (UDA)	23,500
Carry forward general activity (UDA)	0
17/18 Contracted orthodontic activity (UOA)	0
Carry forward orthodontic activity (UOA)	0
Baseline contract value	£607,933.02

ACCESS*

Patients seen in 24 months	Total	Change since previous quarter
Quarter ending September 2016	7,721	
Quarter ending December 2016	7,537	↓
Quarter ending March 2017	7,539	→
Quarter ending June 2017	7,407	↓
Quarter ending September 2017	7,431	→
Variance since September 2016	(3.8%)	↓



ACTIVITY



Month	Adjusted Scheduled Activity (UDA)	
	2017	2018
April	1,600	468
May	3,067	2,117
June	4,816	3,614
July	7,168	5,833
August	8,753	7,639
September	10,425	9,287
October	12,367	
November	14,291	
December	16,050	
January	17,489	
February	19,268	
March	21,104	
April	21,678	
May	21,678	
June	21,678	

QUALITY

	Quantity	Base Number	Contract	AT	Region	England
% of FP17s for the same patient ID Re-attending within 3 months - Children	87	1,529	5.7%	9.6%	12.8%	11.9%
% of FP17s for the same patient ID Re-attending within 3 months - Adults	217	2,557	8.5%	13.4%	16.5%	15.9%
% of FP17s for the same patient ID Re-attending between 3 & 9 months - Children	833	1,529	54.5%	63.9%	59.7%	58.1%
% of FP17s for the same patient ID Re-attending between 3 & 9 months - Adults	1,305	2,557	51.0%	55.5%	53.0%	50.6%
% of FP17s for Band 1 Urgent Courses	222	3,882	5.7%	7.4%	9.2%	9.1%
% of FP17s Relating to Free Repair or Replacements	1	3,882	0.0%	0.9%	1.0%	0.8%
% of FP17s Relating to Continuations	45	3,882	1.2%	1.2%	1.2%	1.1%
% of Patients satisfied with the dentistry they have received	13	14	92.9%	92.1%	91.6%	91.4%
% of Patients satisfied with the time they had to wait for an appointment	10	14	71.4%	88.7%	88.1%	87.7%

* This is based on patients treated on this contract for their most recent course of treatment. Figures in italics indicate the base number of FP17s or Patient Questionnaire responses are less than 100. N/A is shown where the base number of responses is less than 10 during the period. % is calculated as Quantity/Base number*100

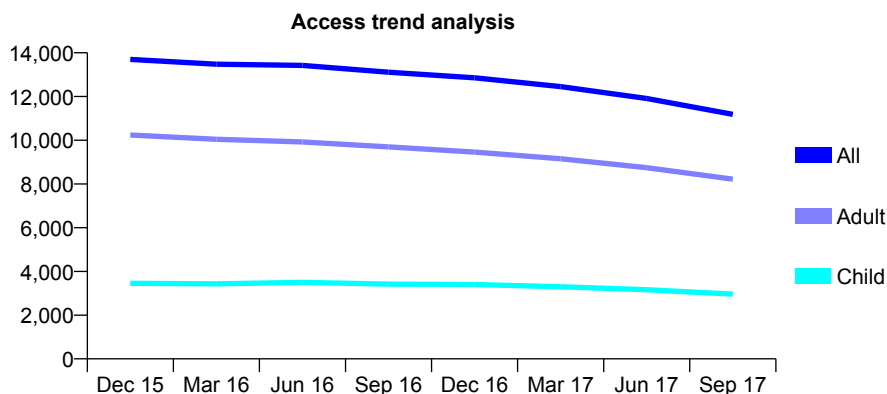
Q50 - Vital Signs At a Glance Contract Report for 101435/0071 - September 2017

Name or company name	IDH Limited
Contract type name	GDS Contract
Purpose of contract	General
Contract start date	01/01/2008
Contract end date	

17/18 Contracted general activity (UDA)	37,500
Carry forward general activity (UDA)	0
17/18 Contracted orthodontic activity (UOA)	0
Carry forward orthodontic activity (UOA)	0
Baseline contract value	£896,469.89

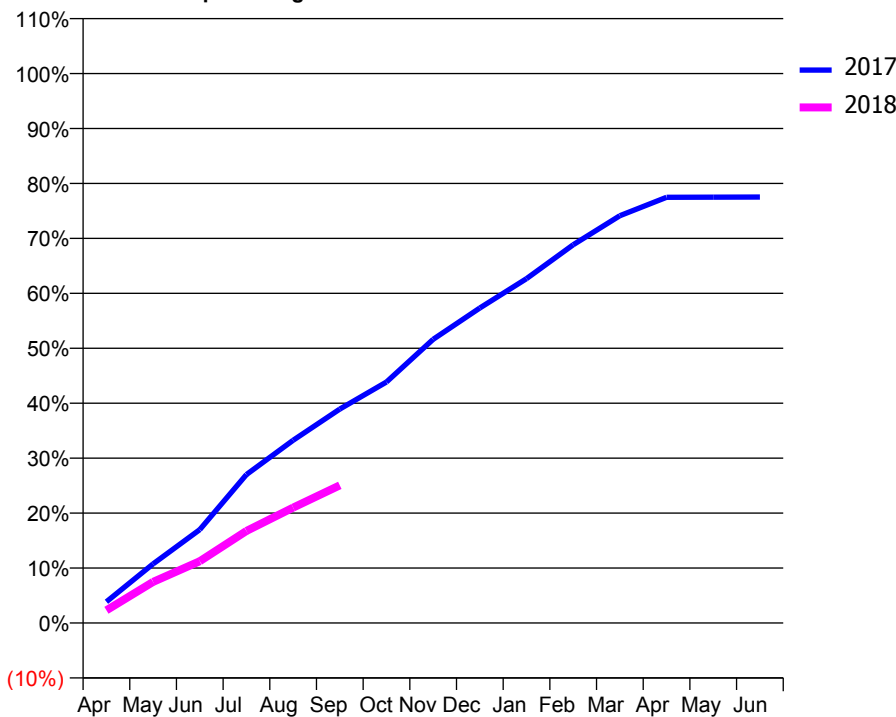
ACCESS*

Patients seen in 24 months	Total	Change since previous quarter
Quarter ending September 2016	13,112	
Quarter ending December 2016	12,856	↓
Quarter ending March 2017	12,455	↓
Quarter ending June 2017	11,912	↓
Quarter ending September 2017	11,184	↓
Variance since September 2016	(14.7%)	↓



ACTIVITY

Cumulative percentage of contracted UDA delivered 2017 & 2018



Adjusted Scheduled Activity (UDA)

Month	2017	2018
April	1,452	867
May	4,034	2,805
June	6,372	4,217
July	10,135	6,281
August	12,475	7,873
September	14,599	9,398
October	16,447	
November	19,364	
December	21,502	
January	23,505	
February	25,809	
March	27,798	
April	29,055	
May	29,061	
June	29,068	

QUALITY

	Quantity	Base Number	Contract	AT	Region	England
% of FP17s for the same patient ID Re-attending within 3 months - Children	100	1,599	6.3%	9.6%	12.8%	11.9%
% of FP17s for the same patient ID Re-attending within 3 months - Adults	526	3,968	13.3%	13.4%	16.5%	15.9%
% of FP17s for the same patient ID Re-attending between 3 & 9 months - Children	919	1,599	57.5%	63.9%	59.7%	58.1%
% of FP17s for the same patient ID Re-attending between 3 & 9 months - Adults	2,010	3,968	50.7%	55.5%	53.0%	50.6%
% of FP17s for Band 1 Urgent Courses	432	4,950	8.7%	7.4%	9.2%	9.1%
% of FP17s Relating to Free Repair or Replacements	13	4,950	0.3%	0.9%	1.0%	0.8%
% of FP17s Relating to Continuations	66	4,950	1.3%	1.2%	1.2%	1.1%
% of Patients satisfied with the dentistry they have received	8	10	80.0%	92.1%	91.6%	91.4%
% of Patients satisfied with the time they had to wait for an appointment	7	10	70.0%	88.7%	88.1%	87.7%

* This is based on patients treated on this contract for their most recent course of treatment. Figures in italics indicate the base number of FP17s or Patient Questionnaire responses are less than 100. N/A is shown where the base number of responses is less than 10 during the period. % is calculated as Quantity/Base number*100

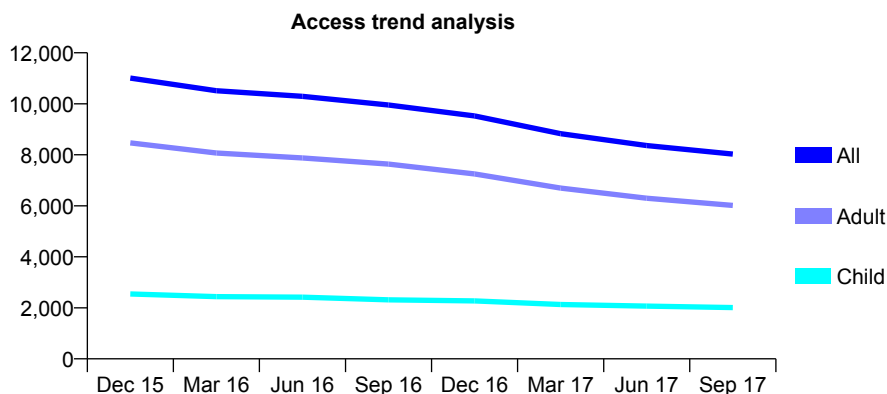
Q50 - Vital Signs At a Glance Contract Report for 101435/0072 - September 2017

Name or company name	IDH Limited
Contract type name	GDS Contract
Purpose of contract	General
Contract start date	01/12/2007
Contract end date	

17/18 Contracted general activity (UDA)	30,373
Carry forward general activity (UDA)	0
17/18 Contracted orthodontic activity (UOA)	0
Carry forward orthodontic activity (UOA)	0
Baseline contract value	£809,470.30

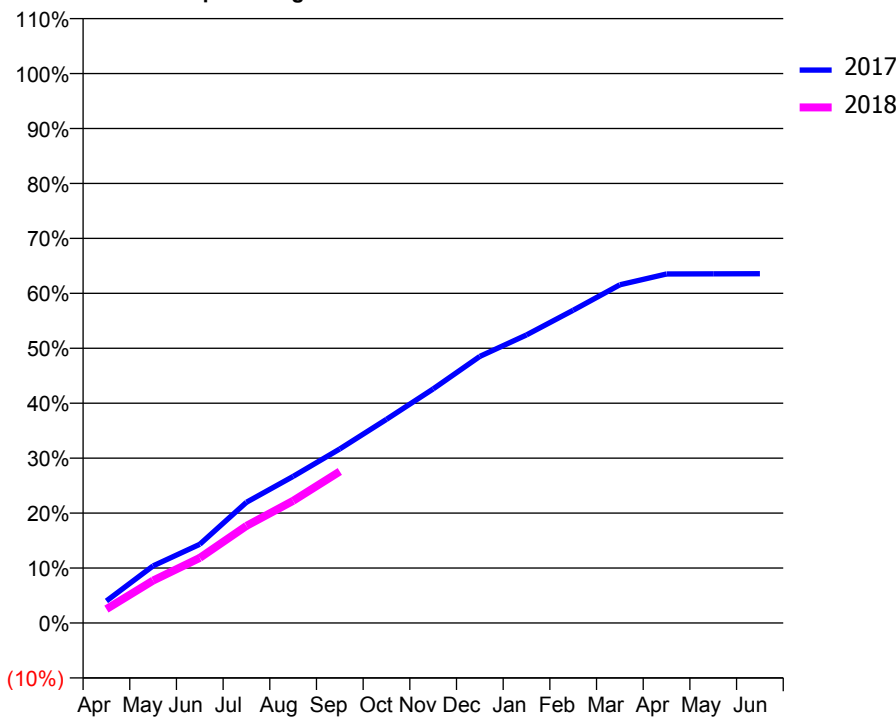
ACCESS*

Patients seen in 24 months	Total	Change since previous quarter
Quarter ending September 2016	9,951	
Quarter ending December 2016	9,525	↓
Quarter ending March 2017	8,827	↓
Quarter ending June 2017	8,364	↓
Quarter ending September 2017	8,027	↓
Variance since September 2016	(19.3%)	↓



ACTIVITY

Cumulative percentage of contracted UDA delivered 2017 & 2018



Adjusted Scheduled Activity (UDA)

Month	2017	2018
April	1,523	768
May	3,937	2,350
June	5,431	3,600
July	8,318	5,369
August	10,107	6,754
September	12,002	8,379
October	14,035	
November	16,134	
December	18,380	
January	19,858	
February	21,558	
March	23,316	
April	24,057	
May	24,070	
June	24,072	

QUALITY

	Quantity	Base Number	Contract	AT	Region	England
% of FP17s for the same patient ID Re-attending within 3 months - Children	62	1,032	6.0%	9.6%	12.8%	11.9%
% of FP17s for the same patient ID Re-attending within 3 months - Adults	307	3,019	10.2%	13.4%	16.5%	15.9%
% of FP17s for the same patient ID Re-attending between 3 & 9 months - Children	499	1,032	48.4%	63.9%	59.7%	58.1%
% of FP17s for the same patient ID Re-attending between 3 & 9 months - Adults	1,526	3,019	50.5%	55.5%	53.0%	50.6%
% of FP17s for Band 1 Urgent Courses	218	3,704	5.9%	7.4%	9.2%	9.1%
% of FP17s Relating to Free Repair or Replacements	34	3,704	0.9%	0.9%	1.0%	0.8%
% of FP17s Relating to Continuations	51	3,704	1.4%	1.2%	1.2%	1.1%
% of Patients satisfied with the dentistry they have received	11	12	91.7%	92.1%	91.6%	91.4%
% of Patients satisfied with the time they had to wait for an appointment	10	12	83.3%	88.7%	88.1%	87.7%

* This is based on patients treated on this contract for their most recent course of treatment. Figures in italics indicate the base number of FP17s or Patient Questionnaire responses are less than 100. N/A is shown where the base number of responses is less than 10 during the period. % is calculated as Quantity/Base number*100

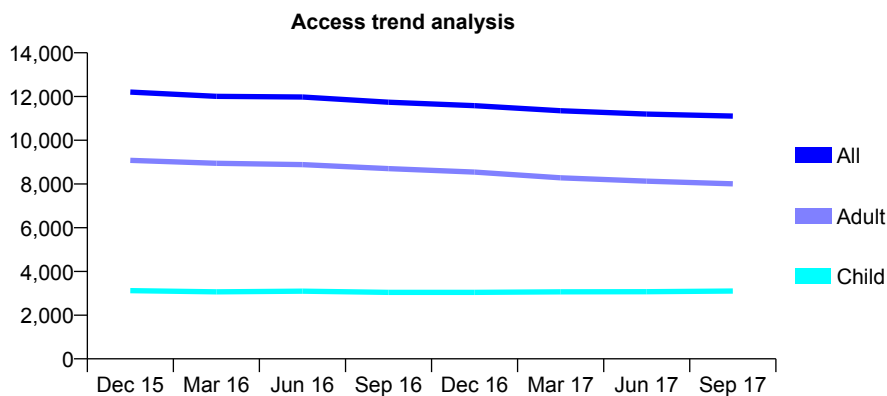
Q50 - Vital Signs At a Glance Contract Report for 101435/0073 - September 2017

Name or company name	IDH Limited
Contract type name	GDS Contract
Purpose of contract	General
Contract start date	01/12/2007
Contract end date	

17/18 Contracted general activity (UDA)	36,000
Carry forward general activity (UDA)	0
17/18 Contracted orthodontic activity (UOA)	0
Carry forward orthodontic activity (UOA)	0
Baseline contract value	£713,022.02

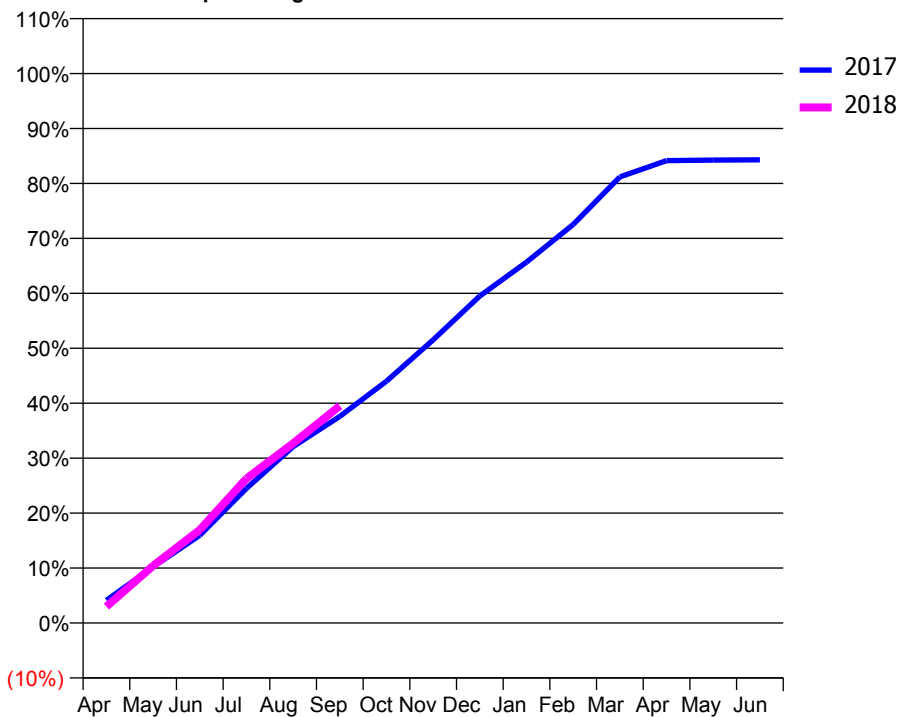
ACCESS*

Patients seen in 24 months	Total	Change since previous quarter
Quarter ending September 2016	11,740	
Quarter ending December 2016	11,584	↓
Quarter ending March 2017	11,351	↓
Quarter ending June 2017	11,199	↓
Quarter ending September 2017	11,108	→
Variance since September 2016	(5.4%)	↓



ACTIVITY

Cumulative percentage of contracted UDA delivered 2017 & 2018



Month	Adjusted Scheduled Activity (UDA)	
	2017	2018
April	1,491	1,083
May	3,684	3,755
June	5,748	6,102
July	8,817	9,464
August	11,551	11,772
September	13,538	14,224
October	15,840	
November	18,551	
December	21,422	
January	23,641	
February	26,104	
March	29,229	
April	30,289	
May	30,329	
June	30,349	

QUALITY

	Quantity	Base Number	Contract	AT	Region	England
% of FP17s for the same patient ID Re-attending within 3 months - Children	153	2,425	6.3%	9.6%	12.8%	11.9%
% of FP17s for the same patient ID Re-attending within 3 months - Adults	616	4,934	12.5%	13.4%	16.5%	15.9%
% of FP17s for the same patient ID Re-attending between 3 & 9 months - Children	1,550	2,425	63.9%	63.9%	59.7%	58.1%
% of FP17s for the same patient ID Re-attending between 3 & 9 months - Adults	2,209	4,934	44.8%	55.5%	53.0%	50.6%
% of FP17s for Band 1 Urgent Courses	494	6,896	7.2%	7.4%	9.2%	9.1%
% of FP17s Relating to Free Repair or Replacements	30	6,896	0.4%	0.9%	1.0%	0.8%
% of FP17s Relating to Continuations	115	6,896	1.7%	1.2%	1.2%	1.1%
% of Patients satisfied with the dentistry they have received	10	13	76.9%	92.1%	91.6%	91.4%
% of Patients satisfied with the time they had to wait for an appointment	10	13	76.9%	88.7%	88.1%	87.7%

* This is based on patients treated on this contract for their most recent course of treatment. Figures in italics indicate the base number of FP17s or Patient Questionnaire responses are less than 100. N/A is shown where the base number of responses is less than 10 during the period. % is calculated as Quantity/Base number*100

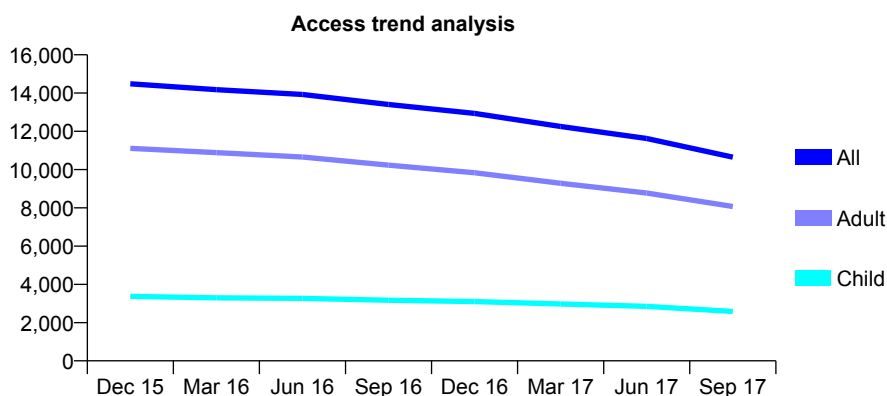
Q50 - Vital Signs At a Glance Contract Report for 101435/0074 - September 2017

Name or company name	IDH Limited
Contract type name	GDS Contract
Purpose of contract	General
Contract start date	01/12/2007
Contract end date	30/09/2017

17/18 Contracted general activity (UDA)	19,500
Carry forward general activity (UDA)	0
17/18 Contracted orthodontic activity (UOA)	0
Carry forward orthodontic activity (UOA)	0
Baseline contract value	£391,234.34

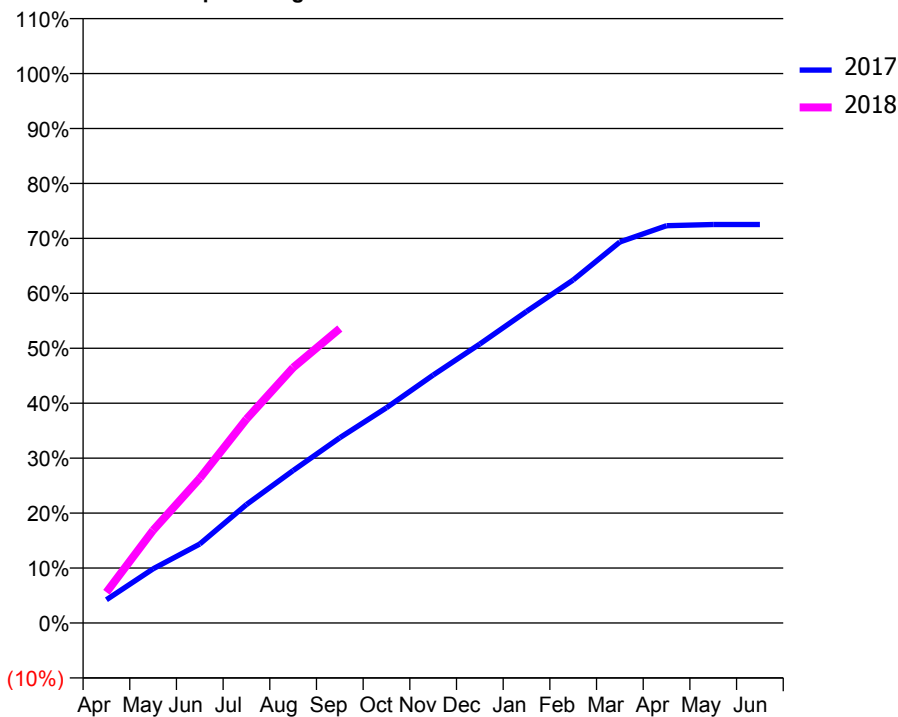
ACCESS*

Patients seen in 24 months	Total	Change since previous quarter
Quarter ending September 2016	13,402	
Quarter ending December 2016	12,934	↓
Quarter ending March 2017	12,256	↓
Quarter ending June 2017	11,625	↓
Quarter ending September 2017	10,651	↓
Variance since September 2016	(20.5%)	↓



ACTIVITY

Cumulative percentage of contracted UDA delivered 2017 & 2018



Month	Adjusted Scheduled Activity (UDA)	
	2017	2018
April	1,647	1,089
May	3,843	3,290
June	5,607	5,136
July	8,409	7,239
August	10,823	9,062
September	13,151	10,451
October	15,280	
November	17,600	
December	19,807	
January	22,110	
February	24,342	
March	27,045	
April	28,200	
May	28,286	
June	28,287	

QUALITY

	Quantity	Base Number	Contract	AT	Region	England
% of FP17s for the same patient ID Re-attending within 3 months - Children	71	1,470	4.8%	9.6%	12.8%	11.9%
% of FP17s for the same patient ID Re-attending within 3 months - Adults	410	4,230	9.7%	13.4%	16.5%	15.9%
% of FP17s for the same patient ID Re-attending between 3 & 9 months - Children	784	1,470	53.3%	63.9%	59.7%	58.1%
% of FP17s for the same patient ID Re-attending between 3 & 9 months - Adults	2,349	4,230	55.5%	55.5%	53.0%	50.6%
% of FP17s for Band 1 Urgent Courses	215	5,065	4.2%	7.4%	9.2%	9.1%
% of FP17s Relating to Free Repair or Replacements	48	5,065	0.9%	0.9%	1.0%	0.8%
% of FP17s Relating to Continuations	72	5,065	1.4%	1.2%	1.2%	1.1%
% of Patients satisfied with the dentistry they have received	23	28	82.1%	92.1%	91.6%	91.4%
% of Patients satisfied with the time they had to wait for an appointment	20	28	71.4%	88.7%	88.1%	87.7%

* This is based on patients treated on this contract for their most recent course of treatment. Figures in italics indicate the base number of FP17s or Patient Questionnaire responses are less than 100. N/A is shown where the base number of responses is less than 10 during the period. % is calculated as Quantity/Base number*100

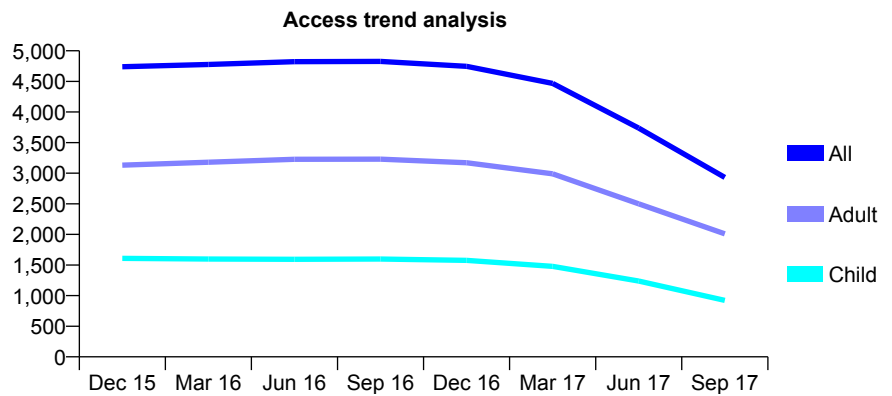
Q50 - Vital Signs At a Glance Contract Report for 101435/0123 - September 2017

Name or company name	IDH Limited
Contract type name	GDS Contract
Purpose of contract	General
Contract start date	20/07/2009
Contract end date	30/04/2017

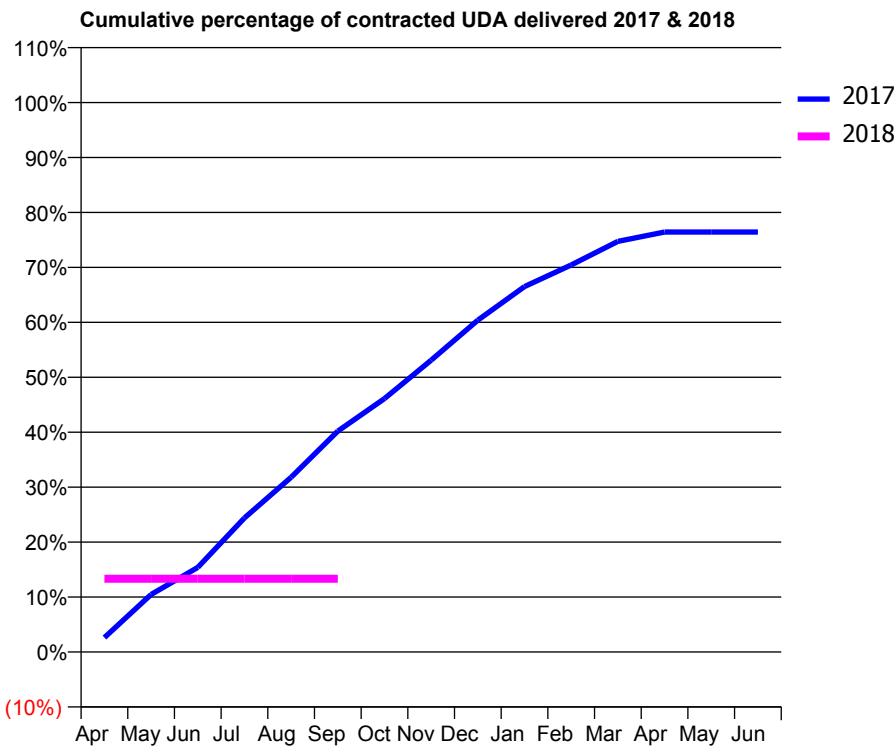
17/18 Contracted general activity (UDA)	1,333
Carry forward general activity (UDA)	0
17/18 Contracted orthodontic activity (UOA)	0
Carry forward orthodontic activity (UOA)	0
Baseline contract value	£31,456.79

ACCESS*

Patients seen in 24 months	Total	Change since previous quarter
Quarter ending September 2016	4,827	
Quarter ending December 2016	4,746	↓
Quarter ending March 2017	4,468	↓
Quarter ending June 2017	3,737	↓
Quarter ending September 2017	2,932	↓
Variance since September 2016	(39.3%)	↓



ACTIVITY



Month	Adjusted Scheduled Activity (UDA)	
	2017	2018
April	419	178
May	1,675	178
June	2,463	178
July	3,906	178
August	5,087	178
September	6,432	178
October	7,378	
November	8,497	
December	9,664	
January	10,640	
February	11,271	
March	11,955	
April	12,229	
May	12,229	
June	12,229	

QUALITY

	Quantity	Base Number	Contract	AT	Region	England
% of FP17s for the same patient ID Re-attending within 3 months - Children	12	49	24.5%	9.6%	12.8%	11.9%
% of FP17s for the same patient ID Re-attending within 3 months - Adults	21	109	19.3%	13.4%	16.5%	15.9%
% of FP17s for the same patient ID Re-attending between 3 & 9 months - Children	19	49	38.8%	63.9%	59.7%	58.1%
% of FP17s for the same patient ID Re-attending between 3 & 9 months - Adults	47	109	43.1%	55.5%	53.0%	50.6%
% of FP17s for Band 1 Urgent Courses	24	67	35.8%	7.4%	9.2%	9.1%
% of FP17s Relating to Free Repair or Replacements	2	67	3.0%	0.9%	1.0%	0.8%
% of FP17s Relating to Continuations	3	67	4.5%	1.2%	1.2%	1.1%
% of Patients satisfied with the dentistry they have received	3	3	N/A	92.1%	91.6%	91.4%
% of Patients satisfied with the time they had to wait for an appointment	3	3	N/A	88.7%	88.1%	87.7%

* This is based on patients treated on this contract for their most recent course of treatment. Figures in italics indicate the base number of FP17s or Patient Questionnaire responses are less than 100. N/A is shown where the base number of responses is less than 10 during the period. % is calculated as Quantity/Base number*100

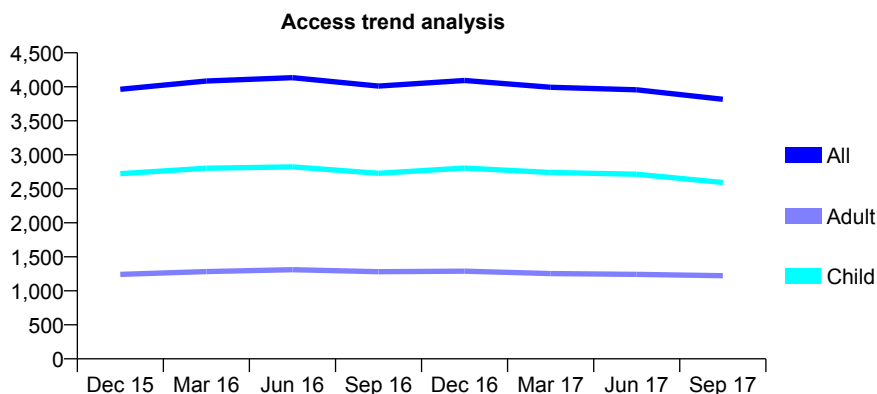
Q50 - Vital Signs At a Glance Contract Report for 102490/0003 - September 2017

Name or company name	Ashby Dental Clinic (CDS Unit)
Contract type name	PDS Contract
Purpose of contract	General
Contract start date	26/09/2011
Contract end date	30/09/2018

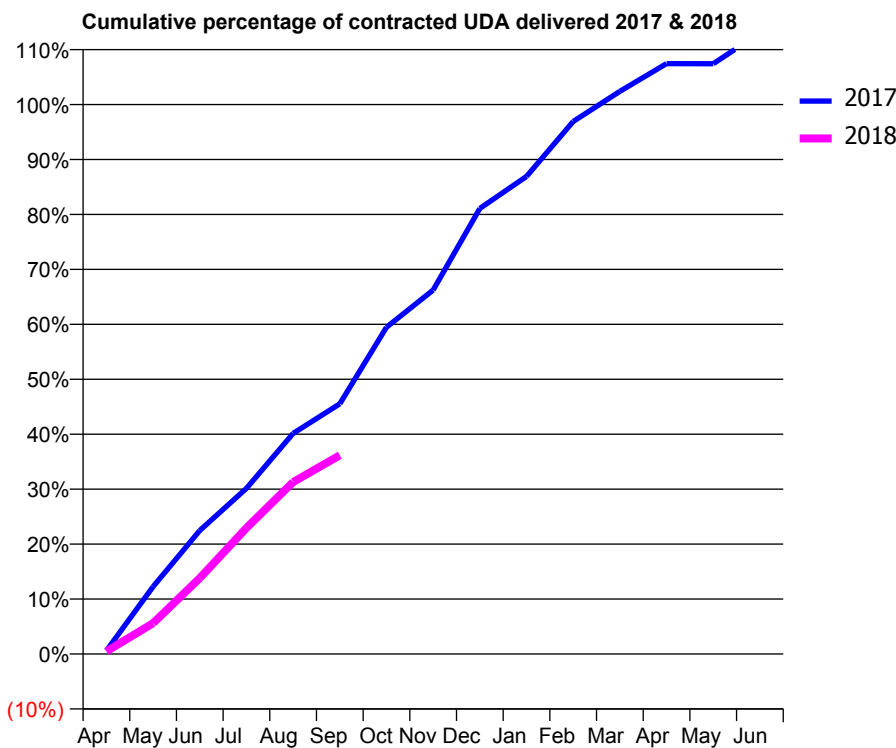
17/18 Contracted general activity (UDA)	6,924
Carry forward general activity (UDA)	0
17/18 Contracted orthodontic activity (UOA)	0
Carry forward orthodontic activity (UOA)	0
Baseline contract value	£556,967.91

ACCESS*

Patients seen in 24 months	Total	Change since previous quarter
Quarter ending September 2016	4,010	
Quarter ending December 2016	4,093	↑
Quarter ending March 2017	3,994	↓
Quarter ending June 2017	3,956	→
Quarter ending September 2017	3,817	↓
Variance since September 2016	(4.8%)	↓



ACTIVITY



Month	Adjusted Scheduled Activity (UDA)	
	2017	2018
April	43	33
May	849	389
June	1,557	958
July	2,088	1,588
August	2,780	2,167
September	3,153	2,505
October	4,118	
November	4,587	
December	5,614	
January	6,018	
February	6,711	
March	7,090	
April	7,439	
May	7,437	
June	7,825	

QUALITY

	Quantity	Base Number	Contract	AT	Region	England
% of FP17s for the same patient ID Re-attending within 3 months - Children	60	1,336	4.5%	9.6%	12.8%	11.9%
% of FP17s for the same patient ID Re-attending within 3 months - Adults	33	536	6.2%	13.4%	16.5%	15.9%
% of FP17s for the same patient ID Re-attending between 3 & 9 months - Children	624	1,336	46.7%	63.9%	59.7%	58.1%
% of FP17s for the same patient ID Re-attending between 3 & 9 months - Adults	161	536	30.0%	55.5%	53.0%	50.6%
% of FP17s for Band 1 Urgent Courses	51	1,407	3.6%	7.4%	9.2%	9.1%
% of FP17s Relating to Free Repair or Replacements	0	1,407	0.0%	0.9%	1.0%	0.8%
% of FP17s Relating to Continuations	0	1,407	0.0%	1.2%	1.2%	1.1%
% of Patients satisfied with the dentistry they have received	4	4	N/A	92.1%	91.6%	91.4%
% of Patients satisfied with the time they had to wait for an appointment	4	4	N/A	88.7%	88.1%	87.7%

* This is based on patients treated on this contract for their most recent course of treatment. Figures in italics indicate the base number of FP17s or Patient Questionnaire responses are less than 100. N/A is shown where the base number of responses is less than 10 during the period. % is calculated as Quantity/Base number*100

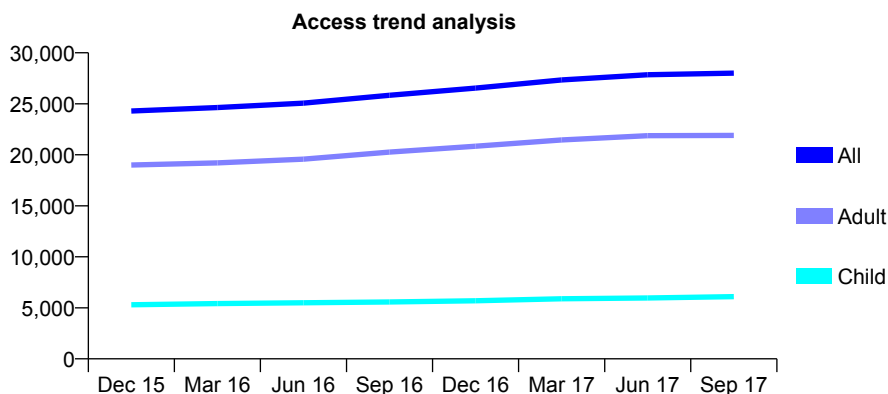
Q50 - Vital Signs At a Glance Contract Report for 104094/0001 - September 2017

Name or company name	543 Dental Centre Limited
Contract type name	GDS Contract
Purpose of contract	General
Contract start date	08/09/2008
Contract end date	

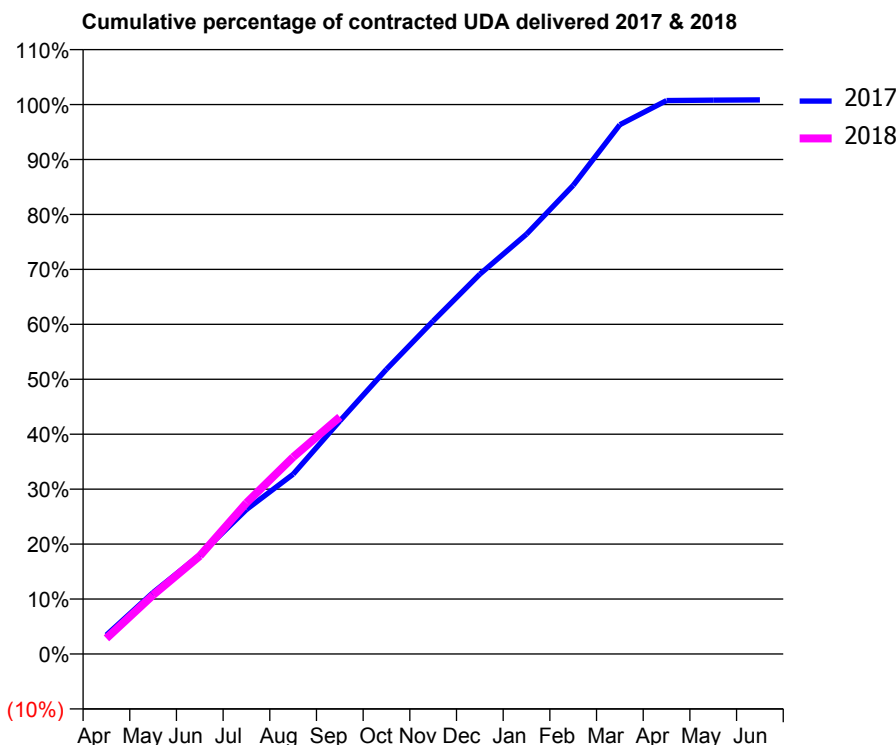
17/18 Contracted general activity (UDA)	79,925
Carry forward general activity (UDA)	0
17/18 Contracted orthodontic activity (UOA)	0
Carry forward orthodontic activity (UOA)	0
Baseline contract value	£2,427,648.43

ACCESS*

Patients seen in 24 months	Total	Change since previous quarter
Quarter ending September 2016	25,843	
Quarter ending December 2016	26,543	↑
Quarter ending March 2017	27,340	↑
Quarter ending June 2017	27,846	→
Quarter ending September 2017	28,002	→
Variance since September 2016	8.4%	↑



ACTIVITY



Month	Adjusted Scheduled Activity (UDA)	
	2017	2018
April	2,767	2,286
May	8,946	8,591
June	14,401	14,261
July	21,017	21,989
August	26,157	28,628
September	33,889	34,473
October	41,421	
November	48,449	
December	55,238	
January	61,068	
February	68,173	
March	76,990	
April	80,501	
May	80,553	
June	80,588	

QUALITY

	Quantity	Base Number	Contract	AT	Region	England
% of FP17s for the same patient ID Re-attending within 3 months - Children	267	4,549	5.9%	9.6%	12.8%	11.9%
% of FP17s for the same patient ID Re-attending within 3 months - Adults	1,571	14,525	10.8%	13.4%	16.5%	15.9%
% of FP17s for the same patient ID Re-attending between 3 & 9 months - Children	2,978	4,549	65.5%	63.9%	59.7%	58.1%
% of FP17s for the same patient ID Re-attending between 3 & 9 months - Adults	9,153	14,525	63.0%	55.5%	53.0%	50.6%
% of FP17s for Band 1 Urgent Courses	1,003	17,309	5.8%	7.4%	9.2%	9.1%
% of FP17s Relating to Free Repair or Replacements	99	17,309	0.6%	0.9%	1.0%	0.8%
% of FP17s Relating to Continuations	9	17,309	0.1%	1.2%	1.2%	1.1%
% of Patients satisfied with the dentistry they have received	47	52	90.4%	92.1%	91.6%	91.4%
% of Patients satisfied with the time they had to wait for an appointment	49	52	94.2%	88.7%	88.1%	87.7%

* This is based on patients treated on this contract for their most recent course of treatment. Figures in italics indicate the base number of FP17s or Patient Questionnaire responses are less than 100. N/A is shown where the base number of responses is less than 10 during the period. % is calculated as Quantity/Base number*100

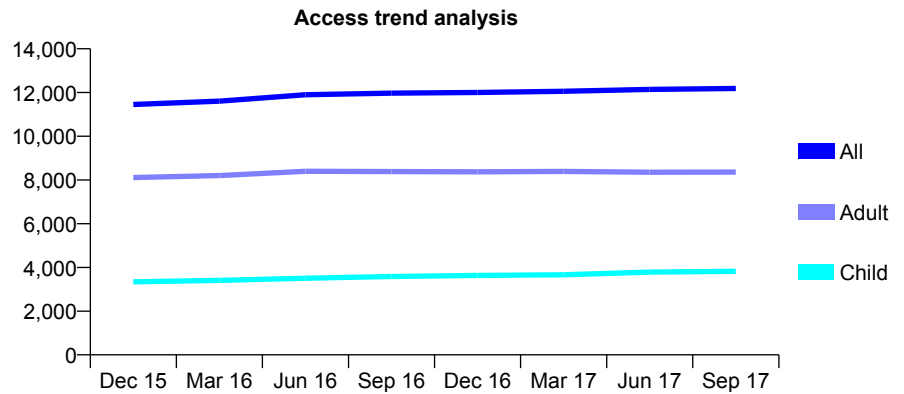
Q50 - Vital Signs At a Glance Contract Report for 104663/0001 - September 2017

Name or company name	Osborne Street Surgery Limited
Contract type name	GDS Contract
Purpose of contract	General
Contract start date	01/07/2007
Contract end date	

17/18 Contracted general activity (UDA)	32,000
Carry forward general activity (UDA)	0
17/18 Contracted orthodontic activity (UOA)	0
Carry forward orthodontic activity (UOA)	0
Baseline contract value	£950,147.84

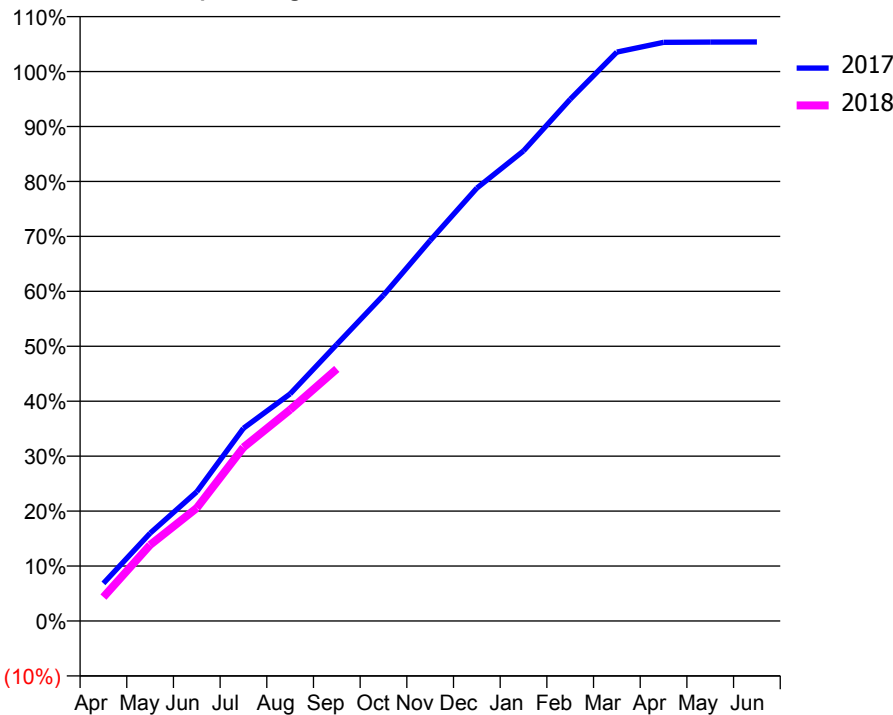
ACCESS*

Patients seen in 24 months	Total	Change since previous quarter
Quarter ending September 2016	11,969	
Quarter ending December 2016	12,003	→
Quarter ending March 2017	12,055	→
Quarter ending June 2017	12,140	→
Quarter ending September 2017	12,183	→
Variance since September 2016	1.8%	→



ACTIVITY

Cumulative percentage of contracted UDA delivered 2017 & 2018



Month	Adjusted Scheduled Activity (UDA)	
	2017	2018
April	2,196	1,395
May	5,117	4,432
June	7,532	6,581
July	11,222	10,113
August	13,226	12,307
September	16,106	14,681
October	18,976	
November	22,161	
December	25,210	
January	27,379	
February	30,384	
March	33,128	
April	33,694	
May	33,710	
June	33,721	

QUALITY

	Quantity	Base Number	Contract	AT	Region	England
% of FP17s for the same patient ID Re-attending within 3 months - Children	170	2,702	6.3%	9.6%	12.8%	11.9%
% of FP17s for the same patient ID Re-attending within 3 months - Adults	768	5,948	12.9%	13.4%	16.5%	15.9%
% of FP17s for the same patient ID Re-attending between 3 & 9 months - Children	1,625	2,702	60.1%	63.9%	59.7%	58.1%
% of FP17s for the same patient ID Re-attending between 3 & 9 months - Adults	3,833	5,948	64.4%	55.5%	53.0%	50.6%
% of FP17s for Band 1 Urgent Courses	703	8,311	8.5%	7.4%	9.2%	9.1%
% of FP17s Relating to Free Repair or Replacements	49	8,311	0.6%	0.9%	1.0%	0.8%
% of FP17s Relating to Continuations	4	8,311	0.0%	1.2%	1.2%	1.1%
% of Patients satisfied with the dentistry they have received	28	30	93.3%	92.1%	91.6%	91.4%
% of Patients satisfied with the time they had to wait for an appointment	25	30	83.3%	88.7%	88.1%	87.7%

* This is based on patients treated on this contract for their most recent course of treatment. Figures in italics indicate the base number of FP17s or Patient Questionnaire responses are less than 100. N/A is shown where the base number of responses is less than 10 during the period. % is calculated as Quantity/Base number*100

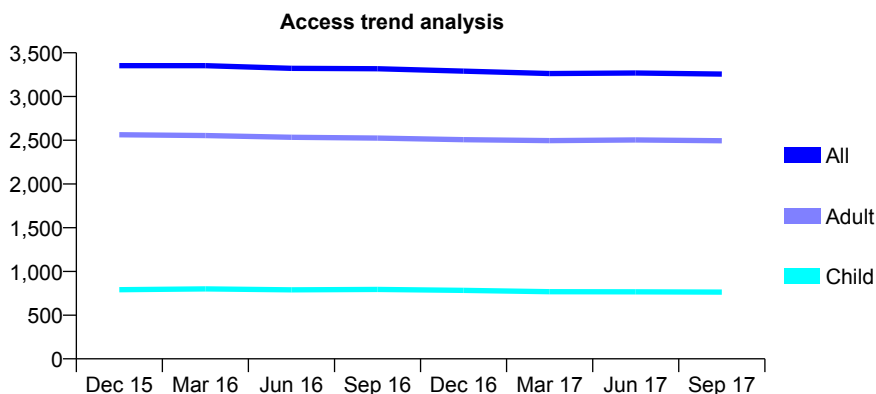
Q50 - Vital Signs At a Glance Contract Report for 108731/0001 - September 2017

Name or company name	Elmet Dental Care
Contract type name	GDS Contract
Purpose of contract	General
Contract start date	01/04/2006
Contract end date	

17/18 Contracted general activity (UDA)	7,506
Carry forward general activity (UDA)	0
17/18 Contracted orthodontic activity (UOA)	0
Carry forward orthodontic activity (UOA)	0
Baseline contract value	£229,164.44

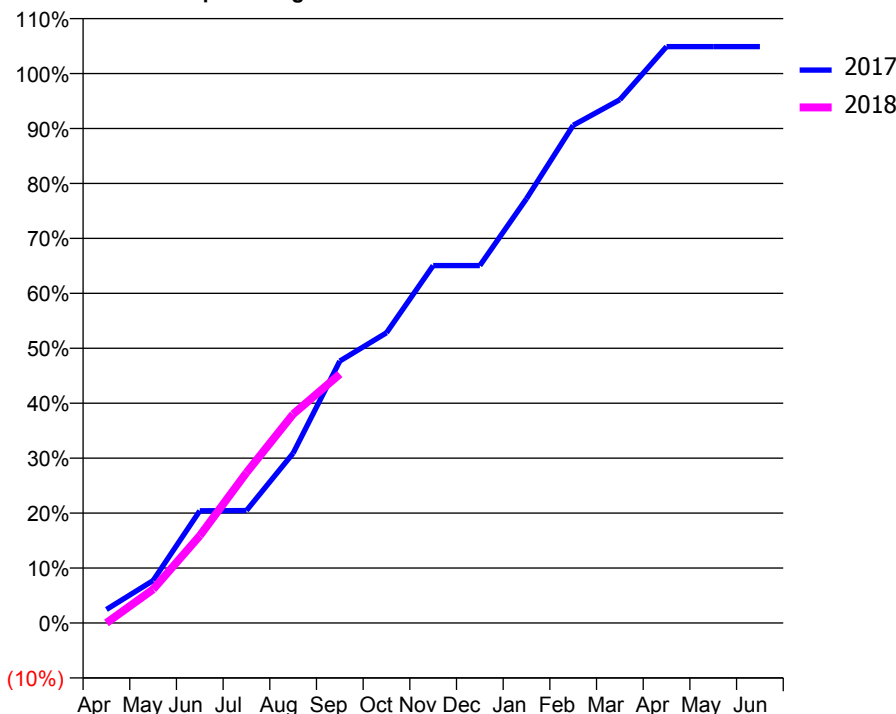
ACCESS*

Patients seen in 24 months	Total	Change since previous quarter
Quarter ending September 2016	3,318	
Quarter ending December 2016	3,290	→
Quarter ending March 2017	3,263	→
Quarter ending June 2017	3,269	→
Quarter ending September 2017	3,257	→
Variance since September 2016	(1.8%)	↓



ACTIVITY

Cumulative percentage of contracted UDA delivered 2017 & 2018



Adjusted Scheduled Activity (UDA)

Month	2017	2018
April	185	1
May	580	460
June	1,533	1,192
July	1,536	2,054
August	2,320	2,853
September	3,577	3,400
October	3,965	
November	4,883	
December	4,883	
January	5,797	
February	6,798	
March	7,149	
April	7,874	
May	7,874	
June	7,874	

QUALITY

	Quantity	Base Number	Contract	AT	Region	England
% of FP17s for the same patient ID Re-attending within 3 months - Children	29	636	4.6%	9.6%	12.8%	11.9%
% of FP17s for the same patient ID Re-attending within 3 months - Adults	129	1,956	6.6%	13.4%	16.5%	15.9%
% of FP17s for the same patient ID Re-attending between 3 & 9 months - Children	421	636	66.2%	63.9%	59.7%	58.1%
% of FP17s for the same patient ID Re-attending between 3 & 9 months - Adults	1,429	1,956	73.1%	55.5%	53.0%	50.6%
% of FP17s for Band 1 Urgent Courses	68	2,095	3.2%	7.4%	9.2%	9.1%
% of FP17s Relating to Free Repair or Replacements	1	2,095	0.0%	0.9%	1.0%	0.8%
% of FP17s Relating to Continuations	22	2,095	1.1%	1.2%	1.2%	1.1%
% of Patients satisfied with the dentistry they have received	12	12	100.0%	92.1%	91.6%	91.4%
% of Patients satisfied with the time they had to wait for an appointment	12	12	100.0%	88.7%	88.1%	87.7%

* This is based on patients treated on this contract for their most recent course of treatment. Figures in italics indicate the base number of FP17s or Patient Questionnaire responses are less than 100. N/A is shown where the base number of responses is less than 10 during the period. % is calculated as Quantity/Base number*100

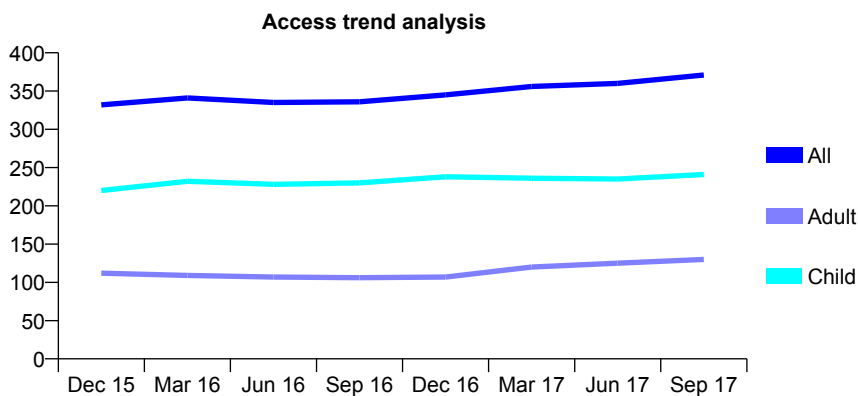
Q50 - Vital Signs At a Glance Contract Report for 110310/0001 - September 2017

Name or company name	Brown-Craven Limited
Contract type name	GDS Contract
Purpose of contract	General
Contract start date	01/01/2013
Contract end date	

17/18 Contracted general activity (UDA)	861
Carry forward general activity (UDA)	0
17/18 Contracted orthodontic activity (UOA)	0
Carry forward orthodontic activity (UOA)	0
Baseline contract value	£22,736.03

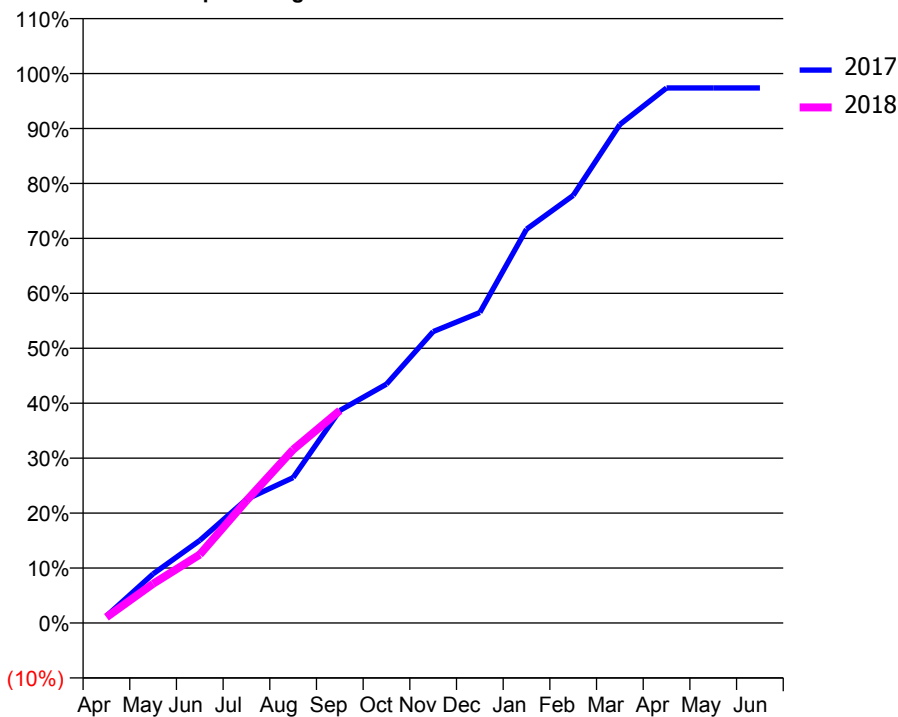
ACCESS*

Patients seen in 24 months	Total	Change since previous quarter
Quarter ending September 2016	336	
Quarter ending December 2016	345	↑
Quarter ending March 2017	356	↑
Quarter ending June 2017	360	→
Quarter ending September 2017	371	↑
Variance since September 2016	10.4%	↑



ACTIVITY

Cumulative percentage of contracted UDA delivered 2017 & 2018



Month	Adjusted Scheduled Activity (UDA)	
	2017	2018
April	11	9
May	77	62
June	129	107
July	194	192
August	228	272
September	333	333
October	374	
November	457	
December	487	
January	617	
February	670	
March	781	
April	838	
May	838	
June	838	

QUALITY

	Quantity	Base Number	Contract	AT	Region	England
% of FP17s for the same patient ID Re-attending within 3 months - Children	13	191	6.8%	9.6%	12.8%	11.9%
% of FP17s for the same patient ID Re-attending within 3 months - Adults	14	93	15.1%	13.4%	16.5%	15.9%
% of FP17s for the same patient ID Re-attending between 3 & 9 months - Children	127	191	66.5%	63.9%	59.7%	58.1%
% of FP17s for the same patient ID Re-attending between 3 & 9 months - Adults	50	93	53.8%	55.5%	53.0%	50.6%
% of FP17s for Band 1 Urgent Courses	15	251	6.0%	7.4%	9.2%	9.1%
% of FP17s Relating to Free Repair or Replacements	0	251	0.0%	0.9%	1.0%	0.8%
% of FP17s Relating to Continuations	0	251	0.0%	1.2%	1.2%	1.1%
% of Patients satisfied with the dentistry they have received	1	1	N/A	92.1%	91.6%	91.4%
% of Patients satisfied with the time they had to wait for an appointment	1	1	N/A	88.7%	88.1%	87.7%

* This is based on patients treated on this contract for their most recent course of treatment. Figures in italics indicate the base number of FP17s or Patient Questionnaire responses are less than 100. N/A is shown where the base number of responses is less than 10 during the period. % is calculated as Quantity/Base number*100

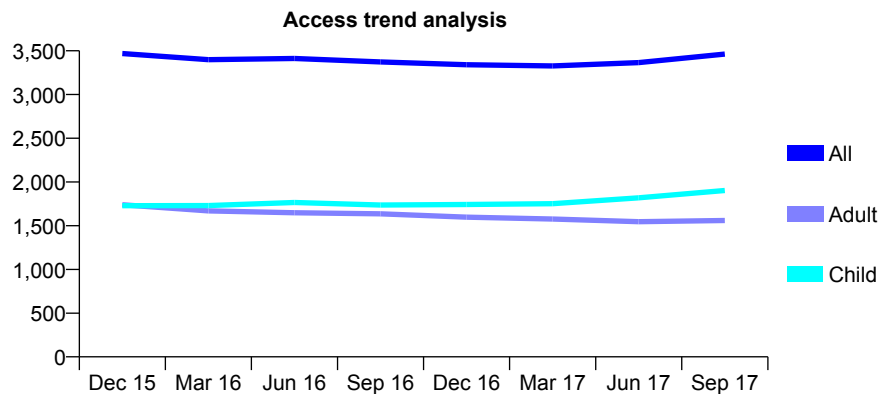
Q50 - Vital Signs At a Glance Contract Report for 114650/0002 - September 2017

Name or company name	Community Dental Clinic
Contract type name	PDS Contract
Purpose of contract	General and Orthodontic
Contract start date	01/05/2007
Contract end date	30/09/2018

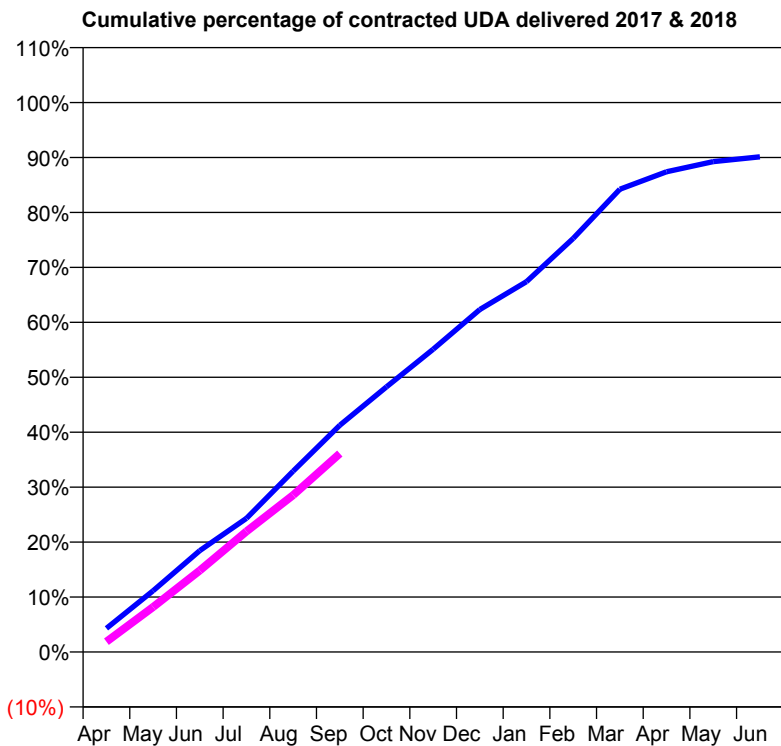
17/18 Contracted general activity (UDA)	9,000
Carry forward general activity (UDA)	0
17/18 Contracted orthodontic activity (UOA)	315
Carry forward orthodontic activity (UOA)	0
Baseline contract value	£881,931.80

ACCESS*

Patients seen in 24 months	Total	Change since previous quarter
Quarter ending September 2016	3,372	
Quarter ending December 2016	3,340	→
Quarter ending March 2017	3,327	→
Quarter ending June 2017	3,365	→
Quarter ending September 2017	3,463	↑
Variance since September 2016	2.7%	↑



ACTIVITY



Month	Adjusted Scheduled Activity (UDA)	
	2017	2018
April	389	169
May	1,003	737
June	1,661	1,336
July	2,189	1,975
August	2,964	2,570
September	3,714	3,251
October	4,343	
November	4,959	
December	5,610	
January	6,066	
February	6,774	
March	7,579	
April	7,865	
May	8,031	
June	8,111	

QUALITY

	Quantity	Base Number	Contract	AT	Region	England
% of FP17s for the same patient ID Re-attending within 3 months - Children	62	1,194	5.2%	9.6%	12.8%	11.9%
% of FP17s for the same patient ID Re-attending within 3 months - Adults	73	733	10.0%	13.4%	16.5%	15.9%
% of FP17s for the same patient ID Re-attending between 3 & 9 months - Children	430	1,194	36.0%	63.9%	59.7%	58.1%
% of FP17s for the same patient ID Re-attending between 3 & 9 months - Adults	295	733	40.2%	55.5%	53.0%	50.6%
% of FP17s for Band 1 Urgent Courses	39	1,631	2.4%	7.4%	9.2%	9.1%
% of FP17s Relating to Free Repair or Replacements	5	1,631	0.3%	0.9%	1.0%	0.8%
% of FP17s Relating to Continuations	3	1,631	0.2%	1.2%	1.2%	1.1%
% of Patients satisfied with the dentistry they have received	7	9	N/A	92.1%	91.6%	91.4%
% of Patients satisfied with the time they had to wait for an appointment	8	9	N/A	88.7%	88.1%	87.7%

* This is based on patients treated on this contract for their most recent course of treatment. Figures in italics indicate the base number of FP17s or Patient Questionnaire responses are less than 100. N/A is shown where the base number of responses is less than 10 during the period. % is calculated as Quantity/Base number*100

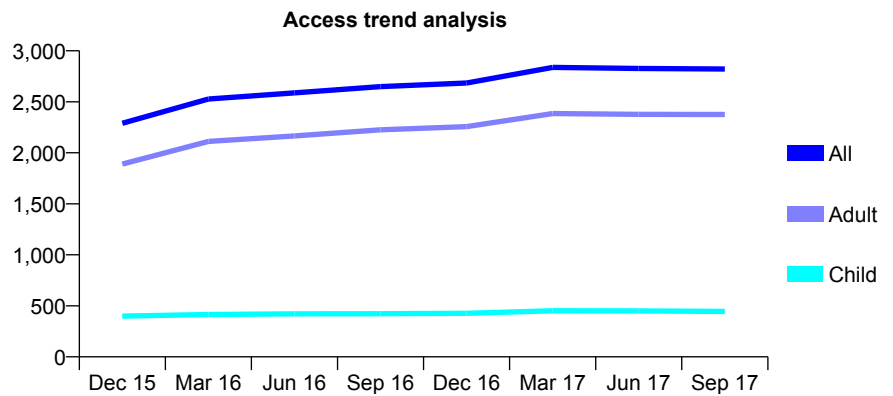
Q50 - Vital Signs At a Glance Contract Report for 115339/0001 - September 2017

Name or company name	Bondgate Dental Practice
Contract type name	GDS Contract
Purpose of contract	General and Orthodontic
Contract start date	01/03/2015
Contract end date	

17/18 Contracted general activity (UDA)	9,998
Carry forward general activity (UDA)	0
17/18 Contracted orthodontic activity (UOA)	228
Carry forward orthodontic activity (UOA)	0
Baseline contract value	£262,927.98

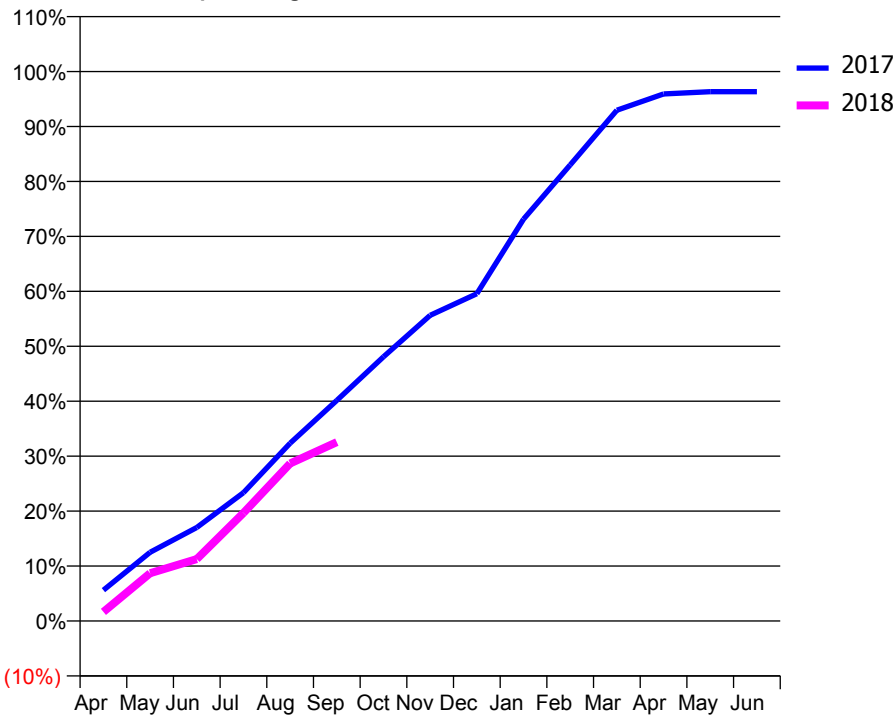
ACCESS*

Patients seen in 24 months	Total	Change since previous quarter
Quarter ending September 2016	2,649	
Quarter ending December 2016	2,684	→
Quarter ending March 2017	2,837	↑
Quarter ending June 2017	2,827	→
Quarter ending September 2017	2,821	→
Variance since September 2016	6.5%	↑



ACTIVITY

Cumulative percentage of contracted UDA delivered 2017 & 2018



Adjusted Scheduled Activity (UDA)		
Month	2017	2018
April	561	166
May	1,250	869
June	1,701	1,127
July	2,334	1,967
August	3,235	2,866
September	4,015	3,255
October	4,808	
November	5,562	
December	5,955	
January	7,312	
February	8,300	
March	9,294	
April	9,588	
May	9,631	
June	9,631	

QUALITY

	Quantity	Base Number	Contract	AT	Region	England
% of FP17s for the same patient ID Re-attending within 3 months - Children	38	349	10.9%	9.6%	12.8%	11.9%
% of FP17s for the same patient ID Re-attending within 3 months - Adults	267	1,568	17.0%	13.4%	16.5%	15.9%
% of FP17s for the same patient ID Re-attending between 3 & 9 months - Children	236	349	67.6%	63.9%	59.7%	58.1%
% of FP17s for the same patient ID Re-attending between 3 & 9 months - Adults	898	1,568	57.3%	55.5%	53.0%	50.6%
% of FP17s for Band 1 Urgent Courses	120	1,713	7.0%	7.4%	9.2%	9.1%
% of FP17s Relating to Free Repair or Replacements	36	1,713	2.1%	0.9%	1.0%	0.8%
% of FP17s Relating to Continuations	56	1,713	3.3%	1.2%	1.2%	1.1%
% of Patients satisfied with the dentistry they have received	2	2	N/A	92.1%	91.6%	91.4%
% of Patients satisfied with the time they had to wait for an appointment	2	2	N/A	88.7%	88.1%	87.7%

* This is based on patients treated on this contract for their most recent course of treatment. Figures in italics indicate the base number of FP17s or Patient Questionnaire responses are less than 100. N/A is shown where the base number of responses is less than 10 during the period. % is calculated as Quantity/Base number*100

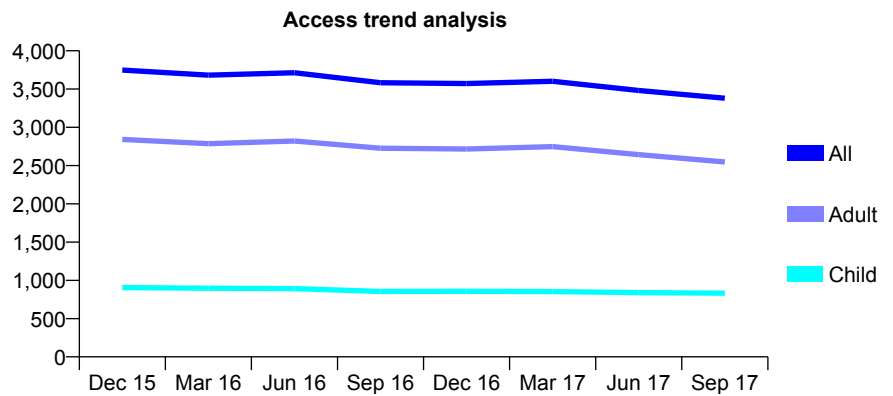
Q50 - Vital Signs At a Glance Contract Report for 118060/0010 - September 2017

Name or company name	Genix Healthcare Ltd
Contract type name	GDS Contract
Purpose of contract	General
Contract start date	01/01/2007
Contract end date	

17/18 Contracted general activity (UDA)	13,715
Carry forward general activity (UDA)	0
17/18 Contracted orthodontic activity (UOA)	0
Carry forward orthodontic activity (UOA)	0
Baseline contract value	£381,061.39

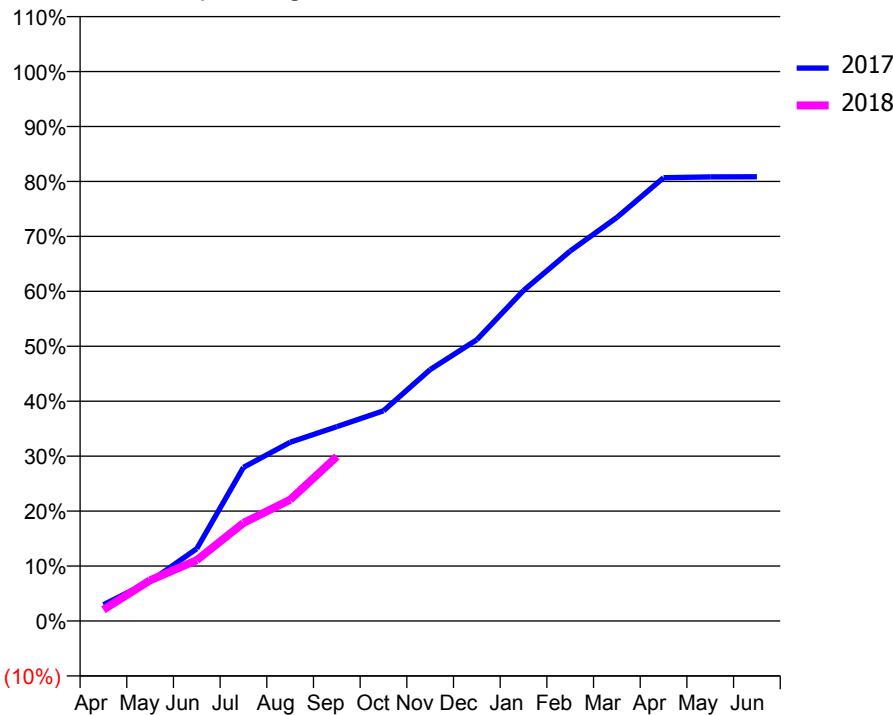
ACCESS*

Patients seen in 24 months	Total	Change since previous quarter
Quarter ending September 2016	3,582	
Quarter ending December 2016	3,572	→
Quarter ending March 2017	3,602	→
Quarter ending June 2017	3,482	↓
Quarter ending September 2017	3,381	↓
Variance since September 2016	(5.6%)	↓



ACTIVITY

Cumulative percentage of contracted UDA delivered 2017 & 2018



Month	Adjusted Scheduled Activity (UDA)	
	2017	2018
April	408	282
May	992	1,016
June	1,806	1,519
July	3,836	2,449
August	4,462	3,027
September	4,852	4,106
October	5,247	
November	6,277	
December	7,022	
January	8,250	
February	9,233	
March	10,073	
April	11,063	
May	11,085	
June	11,086	

QUALITY

	Quantity	Base Number	Contract	AT	Region	England
% of FP17s for the same patient ID Re-attending within 3 months - Children	76	576	13.2%	9.6%	12.8%	11.9%
% of FP17s for the same patient ID Re-attending within 3 months - Adults	310	1,698	18.3%	13.4%	16.5%	15.9%
% of FP17s for the same patient ID Re-attending between 3 & 9 months - Children	323	576	56.1%	63.9%	59.7%	58.1%
% of FP17s for the same patient ID Re-attending between 3 & 9 months - Adults	935	1,698	55.1%	55.5%	53.0%	50.6%
% of FP17s for Band 1 Urgent Courses	279	1,979	14.1%	7.4%	9.2%	9.1%
% of FP17s Relating to Free Repair or Replacements	20	1,979	1.0%	0.9%	1.0%	0.8%
% of FP17s Relating to Continuations	3	1,979	0.2%	1.2%	1.2%	1.1%
% of Patients satisfied with the dentistry they have received	5	9	N/A	92.1%	91.6%	91.4%
% of Patients satisfied with the time they had to wait for an appointment	8	9	N/A	88.7%	88.1%	87.7%

* This is based on patients treated on this contract for their most recent course of treatment. Figures in italics indicate the base number of FP17s or Patient Questionnaire responses are less than 100. N/A is shown where the base number of responses is less than 10 during the period. % is calculated as Quantity/Base number*100

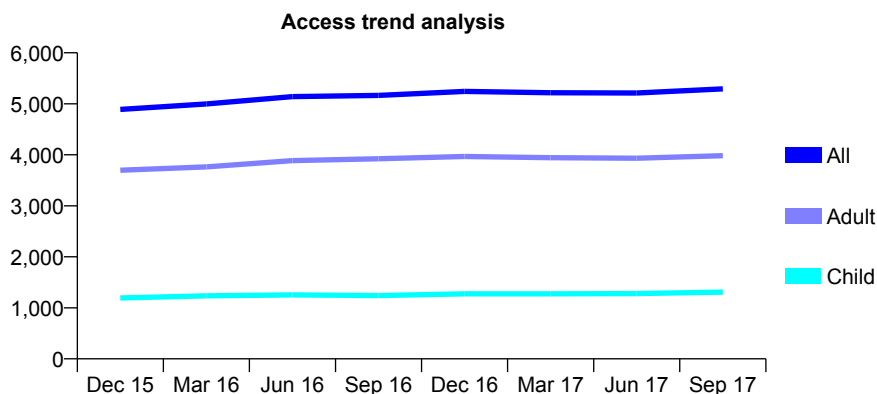
Q50 - Vital Signs At a Glance Contract Report for 118060/0017 - September 2017

Name or company name	Genix Healthcare Ltd
Contract type name	GDS Contract
Purpose of contract	General
Contract start date	01/10/2009
Contract end date	

17/18 Contracted general activity (UDA)	15,000
Carry forward general activity (UDA)	0
17/18 Contracted orthodontic activity (UOA)	0
Carry forward orthodontic activity (UOA)	0
Baseline contract value	£390,948.76

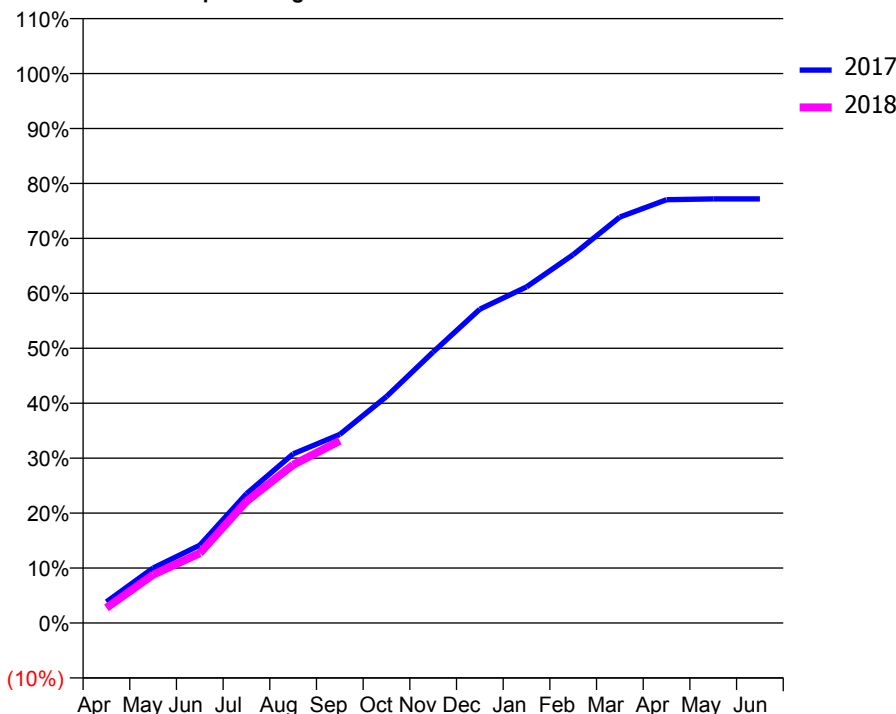
ACCESS*

Patients seen in 24 months	Total	Change since previous quarter
Quarter ending September 2016	5,164	
Quarter ending December 2016	5,243	→
Quarter ending March 2017	5,218	→
Quarter ending June 2017	5,213	→
Quarter ending September 2017	5,293	→
Variance since September 2016	2.5%	↑



ACTIVITY

Cumulative percentage of contracted UDA delivered 2017 & 2018



Adjusted Scheduled Activity (UDA)

Month	2017	2018
April	575	412
May	1,500	1,320
June	2,125	1,904
July	3,528	3,321
August	4,616	4,319
September	5,149	4,975
October	6,184	
November	7,400	
December	8,567	
January	9,175	
February	10,057	
March	11,081	
April	11,557	
May	11,578	
June	11,579	

QUALITY

	Quantity	Base Number	Contract	AT	Region	England
% of FP17s for the same patient ID Re-attending within 3 months - Children	60	853	7.0%	9.6%	12.8%	11.9%
% of FP17s for the same patient ID Re-attending within 3 months - Adults	292	2,431	12.0%	13.4%	16.5%	15.9%
% of FP17s for the same patient ID Re-attending between 3 & 9 months - Children	462	853	54.2%	63.9%	59.7%	58.1%
% of FP17s for the same patient ID Re-attending between 3 & 9 months - Adults	1,347	2,431	55.4%	55.5%	53.0%	50.6%
% of FP17s for Band 1 Urgent Courses	320	3,022	10.6%	7.4%	9.2%	9.1%
% of FP17s Relating to Free Repair or Replacements	19	3,022	0.6%	0.9%	1.0%	0.8%
% of FP17s Relating to Continuations	7	3,022	0.2%	1.2%	1.2%	1.1%
% of Patients satisfied with the dentistry they have received	24	27	88.9%	92.1%	91.6%	91.4%
% of Patients satisfied with the time they had to wait for an appointment	22	27	81.5%	88.7%	88.1%	87.7%

* This is based on patients treated on this contract for their most recent course of treatment. Figures in italics indicate the base number of FP17s or Patient Questionnaire responses are less than 100. N/A is shown where the base number of responses is less than 10 during the period. % is calculated as Quantity/Base number*100

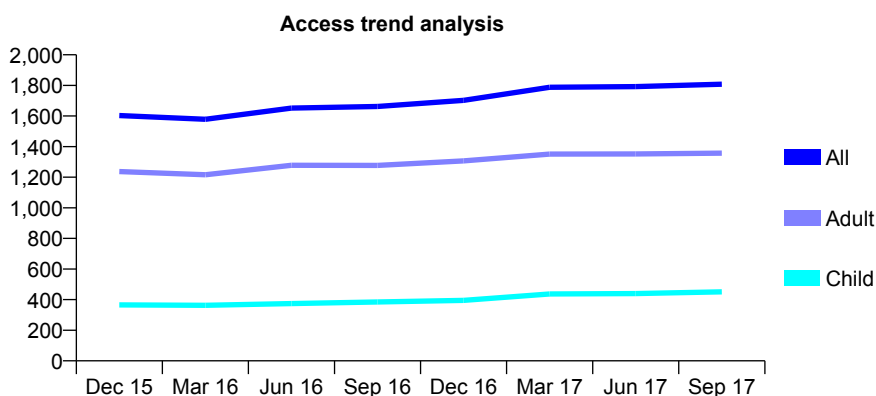
Q50 - Vital Signs At a Glance Contract Report for 120642/0001 - September 2017

Name or company name	Grimsby Dental Care
Contract type name	GDS Contract
Purpose of contract	General
Contract start date	01/02/2014
Contract end date	

17/18 Contracted general activity (UDA)	5,005
Carry forward general activity (UDA)	0
17/18 Contracted orthodontic activity (UOA)	0
Carry forward orthodontic activity (UOA)	0
Baseline contract value	£158,035.73

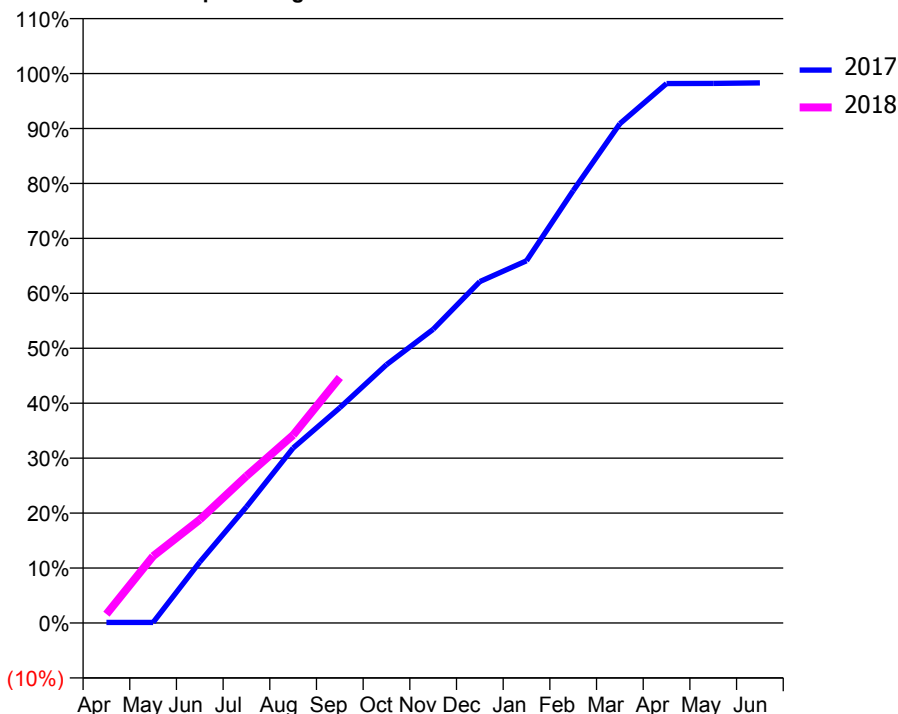
ACCESS*

Patients seen in 24 months	Total	Change since previous quarter
Quarter ending September 2016	1,662	
Quarter ending December 2016	1,702	↑
Quarter ending March 2017	1,788	↑
Quarter ending June 2017	1,792	→
Quarter ending September 2017	1,808	→
Variance since September 2016	8.8%	↑



ACTIVITY

Cumulative percentage of contracted UDA delivered 2017 & 2018



Month	Adjusted Scheduled Activity (UDA)	
	2017	2018
April	5	81
May	5	609
June	556	942
July	1,058	1,339
August	1,594	1,712
September	1,961	2,236
October	2,353	
November	2,675	
December	3,110	
January	3,299	
February	3,939	
March	4,548	
April	4,914	
May	4,915	
June	4,920	

QUALITY

	Quantity	Base Number	Contract	AT	Region	England
% of FP17s for the same patient ID Re-attending within 3 months - Children	19	358	5.3%	9.6%	12.8%	11.9%
% of FP17s for the same patient ID Re-attending within 3 months - Adults	103	1,025	10.0%	13.4%	16.5%	15.9%
% of FP17s for the same patient ID Re-attending between 3 & 9 months - Children	235	358	65.6%	63.9%	59.7%	58.1%
% of FP17s for the same patient ID Re-attending between 3 & 9 months - Adults	718	1,025	70.0%	55.5%	53.0%	50.6%
% of FP17s for Band 1 Urgent Courses	52	1,221	4.3%	7.4%	9.2%	9.1%
% of FP17s Relating to Free Repair or Replacements	20	1,221	1.6%	0.9%	1.0%	0.8%
% of FP17s Relating to Continuations	31	1,221	2.5%	1.2%	1.2%	1.1%
% of Patients satisfied with the dentistry they have received	2	2	N/A	92.1%	91.6%	91.4%
% of Patients satisfied with the time they had to wait for an appointment	2	2	N/A	88.7%	88.1%	87.7%

* This is based on patients treated on this contract for their most recent course of treatment. Figures in italics indicate the base number of FP17s or Patient Questionnaire responses are less than 100. N/A is shown where the base number of responses is less than 10 during the period. % is calculated as Quantity/Base number*100

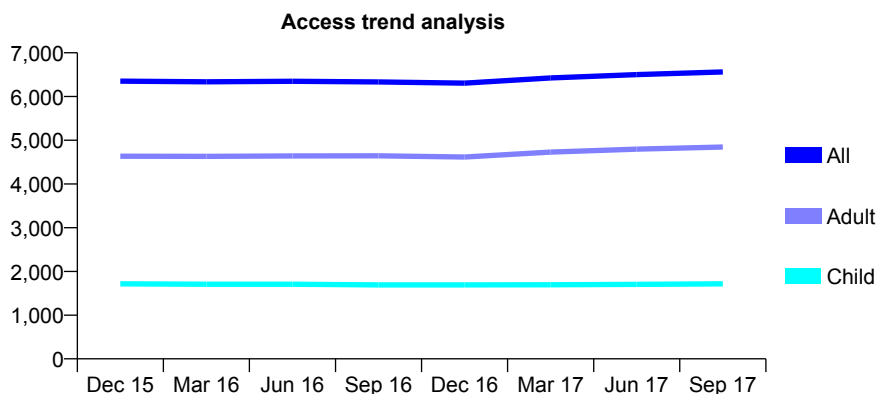
Q50 - Vital Signs At a Glance Contract Report for 121010/0001 - September 2017

Name or company name	Clifton Moor Dental Centre
Contract type name	GDS Contract
Purpose of contract	General
Contract start date	01/02/2014
Contract end date	

17/18 Contracted general activity (UDA)	19,203
Carry forward general activity (UDA)	0
17/18 Contracted orthodontic activity (UOA)	0
Carry forward orthodontic activity (UOA)	0
Baseline contract value	£561,152.51

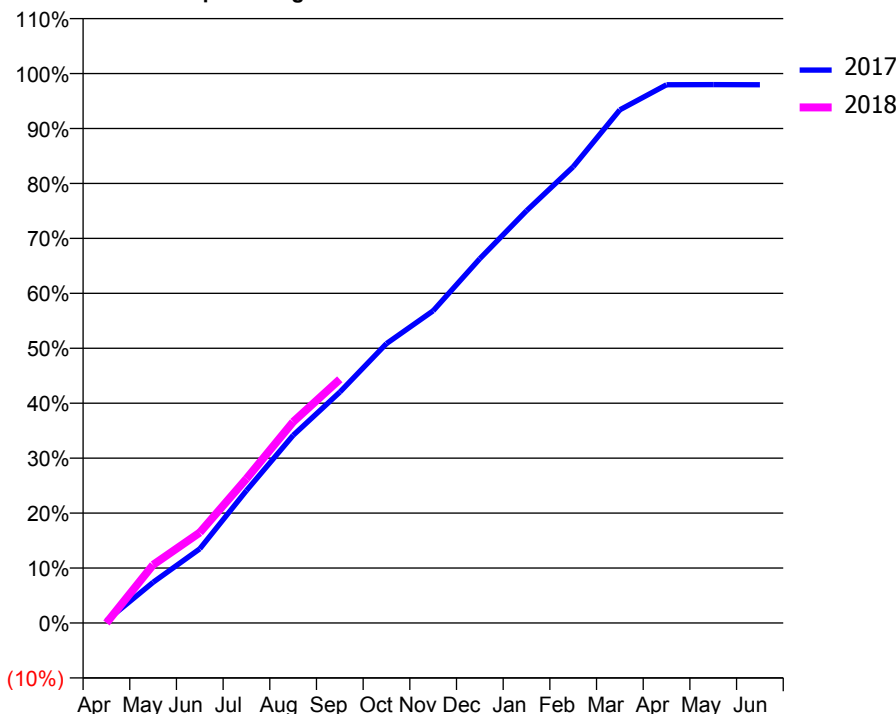
ACCESS*

Patients seen in 24 months	Total	Change since previous quarter
Quarter ending September 2016	6,335	
Quarter ending December 2016	6,305	→
Quarter ending March 2017	6,424	→
Quarter ending June 2017	6,502	→
Quarter ending September 2017	6,561	→
Variance since September 2016	3.6%	↑



ACTIVITY

Cumulative percentage of contracted UDA delivered 2017 & 2018



Month	Adjusted Scheduled Activity (UDA)	
	2017	2018
April	81	0
May	1,424	2,032
June	2,596	3,164
July	4,632	5,043
August	6,557	7,032
September	8,068	8,516
October	9,764	
November	10,911	
December	12,734	
January	14,406	
February	15,946	
March	17,936	
April	18,808	
May	18,812	
June	18,810	

QUALITY

	Quantity	Base Number	Contract	AT	Region	England
% of FP17s for the same patient ID Re-attending within 3 months - Children	128	1,546	8.3%	9.6%	12.8%	11.9%
% of FP17s for the same patient ID Re-attending within 3 months - Adults	557	3,670	15.2%	13.4%	16.5%	15.9%
% of FP17s for the same patient ID Re-attending between 3 & 9 months - Children	1,087	1,546	70.3%	63.9%	59.7%	58.1%
% of FP17s for the same patient ID Re-attending between 3 & 9 months - Adults	2,154	3,670	58.7%	55.5%	53.0%	50.6%
% of FP17s for Band 1 Urgent Courses	430	4,796	9.0%	7.4%	9.2%	9.1%
% of FP17s Relating to Free Repair or Replacements	46	4,796	1.0%	0.9%	1.0%	0.8%
% of FP17s Relating to Continuations	11	4,796	0.2%	1.2%	1.2%	1.1%
% of Patients satisfied with the dentistry they have received	14	14	100.0%	92.1%	91.6%	91.4%
% of Patients satisfied with the time they had to wait for an appointment	14	14	100.0%	88.7%	88.1%	87.7%

* This is based on patients treated on this contract for their most recent course of treatment. Figures in italics indicate the base number of FP17s or Patient Questionnaire responses are less than 100. N/A is shown where the base number of responses is less than 10 during the period. % is calculated as Quantity/Base number*100

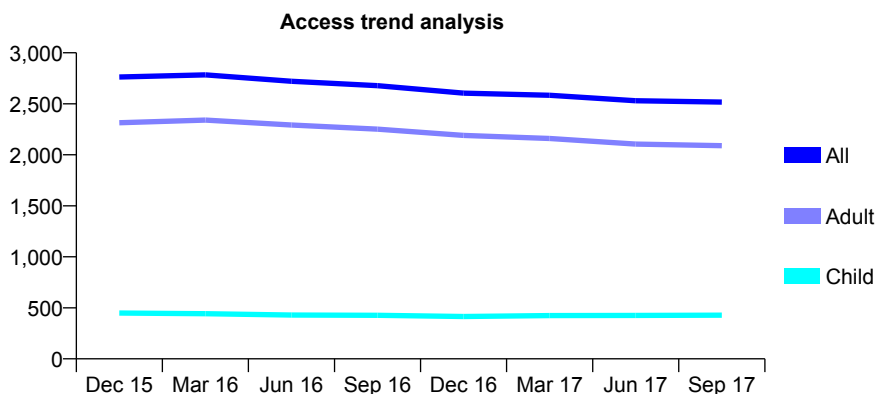
Q50 - Vital Signs At a Glance Contract Report for 121126/0001 - September 2017

Name or company name	Yorkshire Dental Practice
Contract type name	GDS Contract
Purpose of contract	General
Contract start date	01/10/2012
Contract end date	

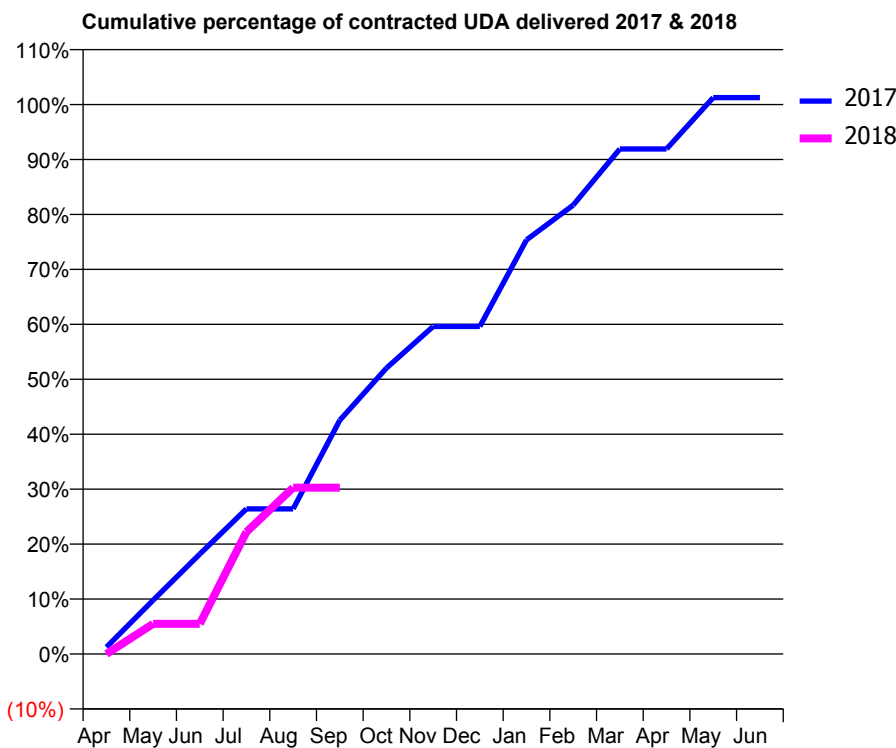
17/18 Contracted general activity (UDA)	7,600
Carry forward general activity (UDA)	0
17/18 Contracted orthodontic activity (UOA)	0
Carry forward orthodontic activity (UOA)	0
Baseline contract value	£177,962.85

ACCESS*

Patients seen in 24 months	Total	Change since previous quarter
Quarter ending September 2016	2,678	
Quarter ending December 2016	2,605	↓
Quarter ending March 2017	2,584	→
Quarter ending June 2017	2,530	↓
Quarter ending September 2017	2,517	→
Variance since September 2016	(6.0%)	↓



ACTIVITY



Month	Adjusted Scheduled Activity (UDA)	
	2017	2018
April	95	0
May	745	417
June	1,382	417
July	2,008	1,689
August	2,008	2,301
September	3,234	2,301
October	3,955	
November	4,531	
December	4,531	
January	5,728	
February	6,208	
March	6,986	
April	6,986	
May	7,695	
June	7,695	

QUALITY

	Quantity	Base Number	Contract	AT	Region	England
% of FP17s for the same patient ID Re-attending within 3 months - Children	22	283	7.8%	9.6%	12.8%	11.9%
% of FP17s for the same patient ID Re-attending within 3 months - Adults	119	1,376	8.6%	13.4%	16.5%	15.9%
% of FP17s for the same patient ID Re-attending between 3 & 9 months - Children	176	283	62.2%	63.9%	59.7%	58.1%
% of FP17s for the same patient ID Re-attending between 3 & 9 months - Adults	966	1,376	70.2%	55.5%	53.0%	50.6%
% of FP17s for Band 1 Urgent Courses	106	1,309	8.1%	7.4%	9.2%	9.1%
% of FP17s Relating to Free Repair or Replacements	3	1,309	0.2%	0.9%	1.0%	0.8%
% of FP17s Relating to Continuations	0	1,309	0.0%	1.2%	1.2%	1.1%
% of Patients satisfied with the dentistry they have received	19	21	90.5%	92.1%	91.6%	91.4%
% of Patients satisfied with the time they had to wait for an appointment	20	21	95.2%	88.7%	88.1%	87.7%

* This is based on patients treated on this contract for their most recent course of treatment. Figures in italics indicate the base number of FP17s or Patient Questionnaire responses are less than 100. N/A is shown where the base number of responses is less than 10 during the period. % is calculated as Quantity/Base number*100

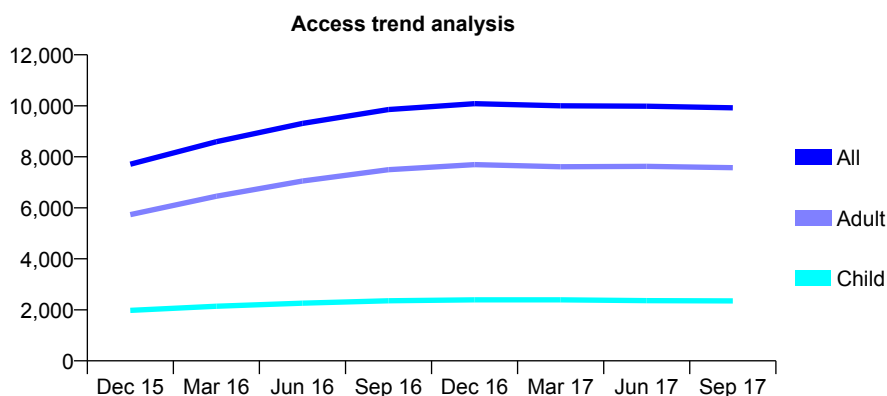
Q50 - Vital Signs At a Glance Contract Report for 121517/0001 - September 2017

Name or company name	K L DOBBS
Contract type name	GDS Contract
Purpose of contract	General and Orthodontic
Contract start date	01/11/2014
Contract end date	

17/18 Contracted general activity (UDA)	27,495
Carry forward general activity (UDA)	0
17/18 Contracted orthodontic activity (UOA)	87
Carry forward orthodontic activity (UOA)	0
Baseline contract value	£1,014,215.22

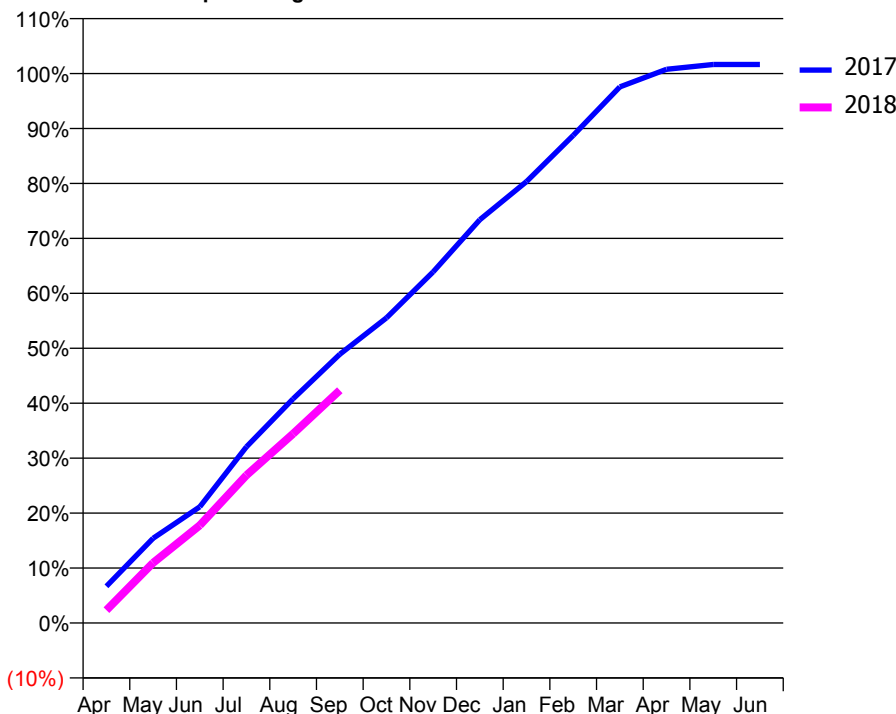
ACCESS*

Patients seen in 24 months	Total	Change since previous quarter
Quarter ending September 2016	9,852	
Quarter ending December 2016	10,084	↑
Quarter ending March 2017	10,002	→
Quarter ending June 2017	9,986	→
Quarter ending September 2017	9,922	→
Variance since September 2016	0.7%	→



ACTIVITY

Cumulative percentage of contracted UDA delivered 2017 & 2018



Month	Adjusted Scheduled Activity (UDA)	
	2017	2018
April	1,836	646
May	4,239	3,009
June	5,815	4,890
July	8,820	7,393
August	11,221	9,470
September	13,451	11,645
October	15,268	
November	17,569	
December	20,178	
January	22,086	
February	24,396	
March	26,827	
April	27,708	
May	27,943	
June	27,943	

QUALITY

	Quantity	Base Number	Contract	AT	Region	England
% of FP17s for the same patient ID Re-attending within 3 months - Children	89	1,330	6.7%	9.6%	12.8%	11.9%
% of FP17s for the same patient ID Re-attending within 3 months - Adults	527	4,044	13.0%	13.4%	16.5%	15.9%
% of FP17s for the same patient ID Re-attending between 3 & 9 months - Children	417	1,330	31.4%	63.9%	59.7%	58.1%
% of FP17s for the same patient ID Re-attending between 3 & 9 months - Adults	1,300	4,044	32.1%	55.5%	53.0%	50.6%
% of FP17s for Band 1 Urgent Courses	607	4,922	12.3%	7.4%	9.2%	9.1%
% of FP17s Relating to Free Repair or Replacements	34	4,922	0.7%	0.9%	1.0%	0.8%
% of FP17s Relating to Continuations	87	4,922	1.8%	1.2%	1.2%	1.1%
% of Patients satisfied with the dentistry they have received	21	21	100.0%	92.1%	91.6%	91.4%
% of Patients satisfied with the time they had to wait for an appointment	19	21	90.5%	88.7%	88.1%	87.7%

* This is based on patients treated on this contract for their most recent course of treatment. Figures in italics indicate the base number of FP17s or Patient Questionnaire responses are less than 100. N/A is shown where the base number of responses is less than 10 during the period. % is calculated as Quantity/Base number*100

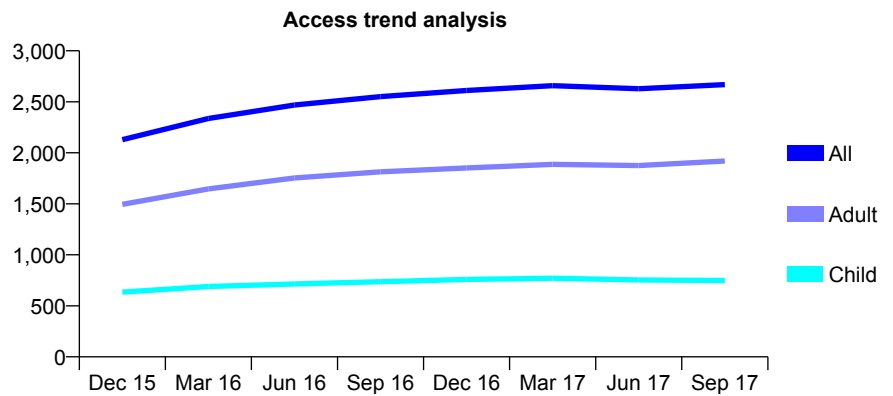
Q50 - Vital Signs At a Glance Contract Report for 121800/0001 - September 2017

Name or company name	Corner House Surgery
Contract type name	GDS Contract
Purpose of contract	General
Contract start date	01/04/2015
Contract end date	

17/18 Contracted general activity (UDA)	8,038
Carry forward general activity (UDA)	0
17/18 Contracted orthodontic activity (UOA)	0
Carry forward orthodontic activity (UOA)	0
Baseline contract value	£343,992.17

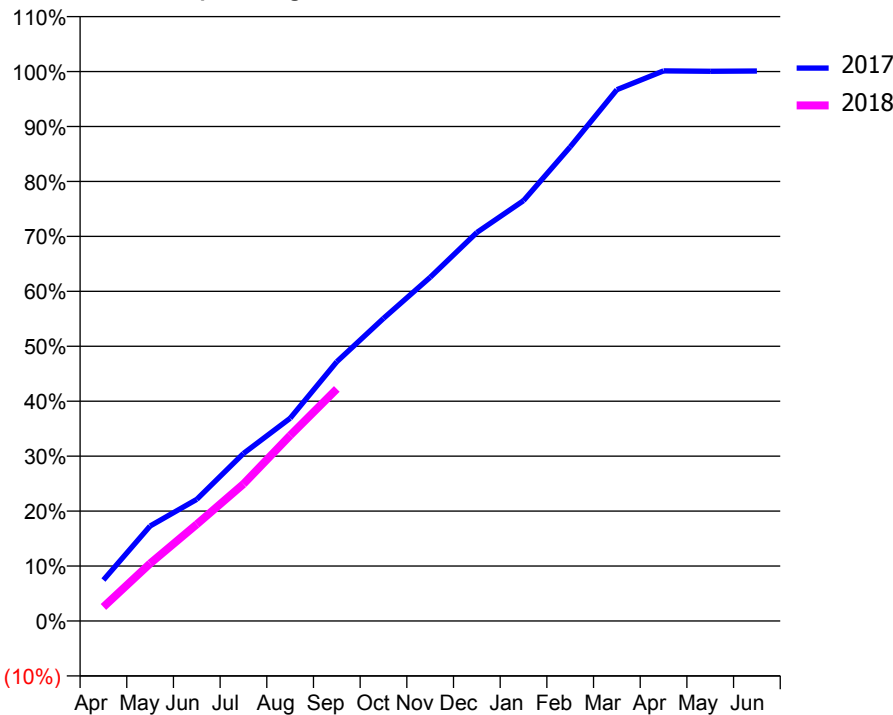
ACCESS*

Patients seen in 24 months	Total	Change since previous quarter
Quarter ending September 2016	2,551	
Quarter ending December 2016	2,611	↑
Quarter ending March 2017	2,658	→
Quarter ending June 2017	2,628	↓
Quarter ending September 2017	2,668	→
Variance since September 2016	4.6%	↑



ACTIVITY

Cumulative percentage of contracted UDA delivered 2017 & 2018



Month	Adjusted Scheduled Activity (UDA)	
	2017	2018
April	600	207
May	1,389	842
June	1,780	1,416
July	2,450	2,004
August	2,966	2,714
September	3,793	3,394
October	4,426	
November	5,027	
December	5,682	
January	6,149	
February	6,936	
March	7,772	
April	8,046	
May	8,042	
June	8,044	

QUALITY

	Quantity	Base Number	Contract	AT	Region	England
% of FP17s for the same patient ID Re-attending within 3 months - Children	68	617	11.0%	9.6%	12.8%	11.9%
% of FP17s for the same patient ID Re-attending within 3 months - Adults	228	1,505	15.1%	13.4%	16.5%	15.9%
% of FP17s for the same patient ID Re-attending between 3 & 9 months - Children	394	617	63.9%	63.9%	59.7%	58.1%
% of FP17s for the same patient ID Re-attending between 3 & 9 months - Adults	917	1,505	60.9%	55.5%	53.0%	50.6%
% of FP17s for Band 1 Urgent Courses	171	1,975	8.7%	7.4%	9.2%	9.1%
% of FP17s Relating to Free Repair or Replacements	19	1,975	1.0%	0.9%	1.0%	0.8%
% of FP17s Relating to Continuations	6	1,975	0.3%	1.2%	1.2%	1.1%
% of Patients satisfied with the dentistry they have received	6	6	N/A	92.1%	91.6%	91.4%
% of Patients satisfied with the time they had to wait for an appointment	5	6	N/A	88.7%	88.1%	87.7%

* This is based on patients treated on this contract for their most recent course of treatment. Figures in italics indicate the base number of FP17s or Patient Questionnaire responses are less than 100. N/A is shown where the base number of responses is less than 10 during the period. % is calculated as Quantity/Base number*100

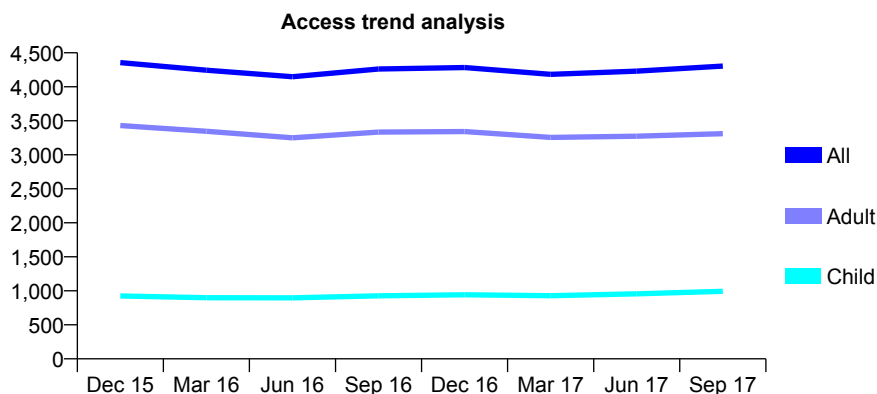
Q50 - Vital Signs At a Glance Contract Report for 122467/0001 - September 2017

Name or company name	Clifton Gardens Dental Practice
Contract type name	GDS Contract
Purpose of contract	General
Contract start date	01/07/2008
Contract end date	

17/18 Contracted general activity (UDA)	16,902
Carry forward general activity (UDA)	2,500
17/18 Contracted orthodontic activity (UOA)	0
Carry forward orthodontic activity (UOA)	0
Baseline contract value	£418,120.11

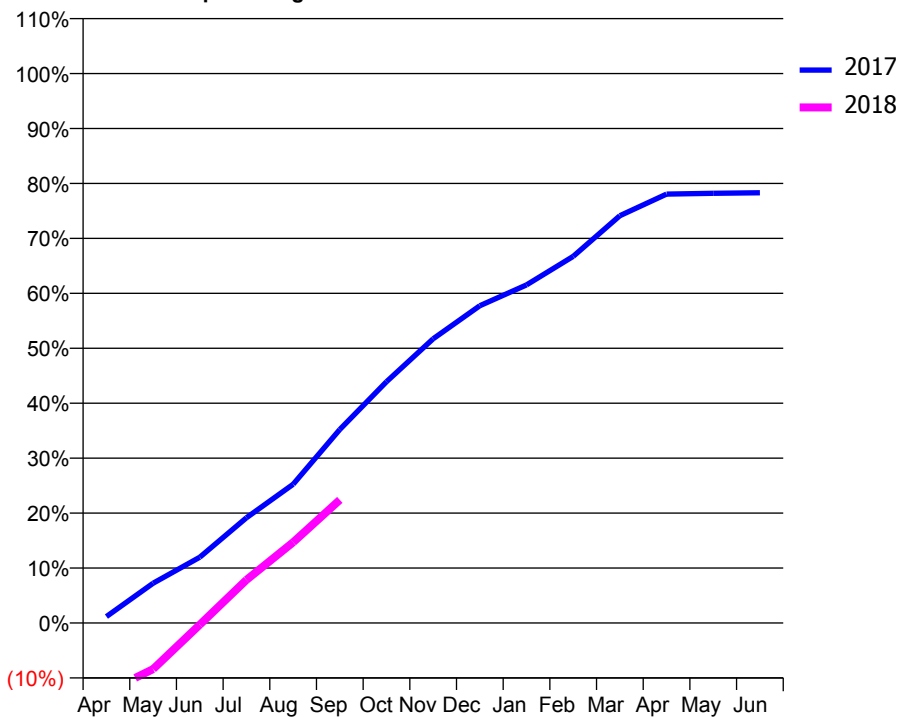
ACCESS*

Patients seen in 24 months	Total	Change since previous quarter
Quarter ending September 2016	4,262	
Quarter ending December 2016	4,284	→
Quarter ending March 2017	4,184	↓
Quarter ending June 2017	4,230	→
Quarter ending September 2017	4,304	→
Variance since September 2016	1.0%	→



ACTIVITY

Cumulative percentage of contracted UDA delivered 2017 & 2018



Adjusted Scheduled Activity (UDA)

Month	2017	2018
April	199	-2,132
May	1,223	-1,421
June	2,026	-55
July	3,240	1,326
August	4,270	2,483
September	5,955	3,786
October	7,420	
November	8,743	
December	9,762	
January	10,402	
February	11,276	
March	12,530	
April	13,193	
May	13,217	
June	13,233	

QUALITY

	Quantity	Base Number	Contract	AT	Region	England
% of FP17s for the same patient ID Re-attending within 3 months - Children	50	727	6.9%	9.6%	12.8%	11.9%
% of FP17s for the same patient ID Re-attending within 3 months - Adults	215	2,180	9.9%	13.4%	16.5%	15.9%
% of FP17s for the same patient ID Re-attending between 3 & 9 months - Children	402	727	55.3%	63.9%	59.7%	58.1%
% of FP17s for the same patient ID Re-attending between 3 & 9 months - Adults	1,311	2,180	60.1%	55.5%	53.0%	50.6%
% of FP17s for Band 1 Urgent Courses	200	2,622	7.6%	7.4%	9.2%	9.1%
% of FP17s Relating to Free Repair or Replacements	6	2,622	0.2%	0.9%	1.0%	0.8%
% of FP17s Relating to Continuations	12	2,622	0.5%	1.2%	1.2%	1.1%
% of Patients satisfied with the dentistry they have received	44	48	91.7%	92.1%	91.6%	91.4%
% of Patients satisfied with the time they had to wait for an appointment	45	48	93.8%	88.7%	88.1%	87.7%

* This is based on patients treated on this contract for their most recent course of treatment. Figures in italics indicate the base number of FP17s or Patient Questionnaire responses are less than 100. N/A is shown where the base number of responses is less than 10 during the period. % is calculated as Quantity/Base number*100

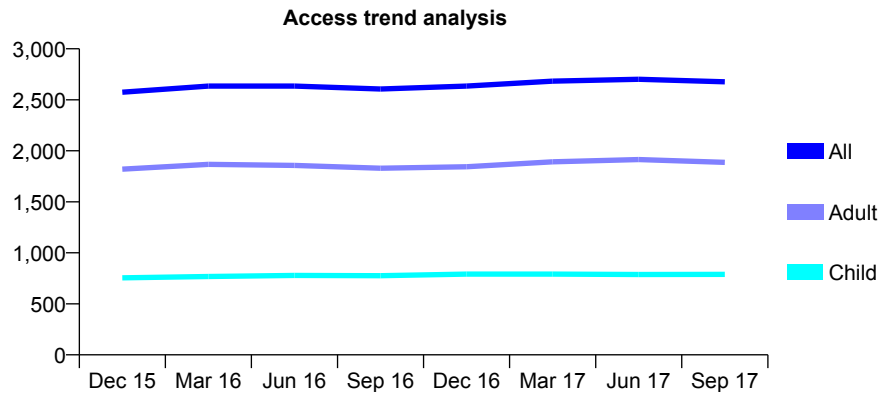
Q50 - Vital Signs At a Glance Contract Report for 122777/0001 - September 2017

Name or company name	Xeon Smiles UK Ltd
Contract type name	GDS Contract
Purpose of contract	General
Contract start date	01/11/2008
Contract end date	

17/18 Contracted general activity (UDA)	7,261
Carry forward general activity (UDA)	0
17/18 Contracted orthodontic activity (UOA)	0
Carry forward orthodontic activity (UOA)	0
Baseline contract value	£188,345.73

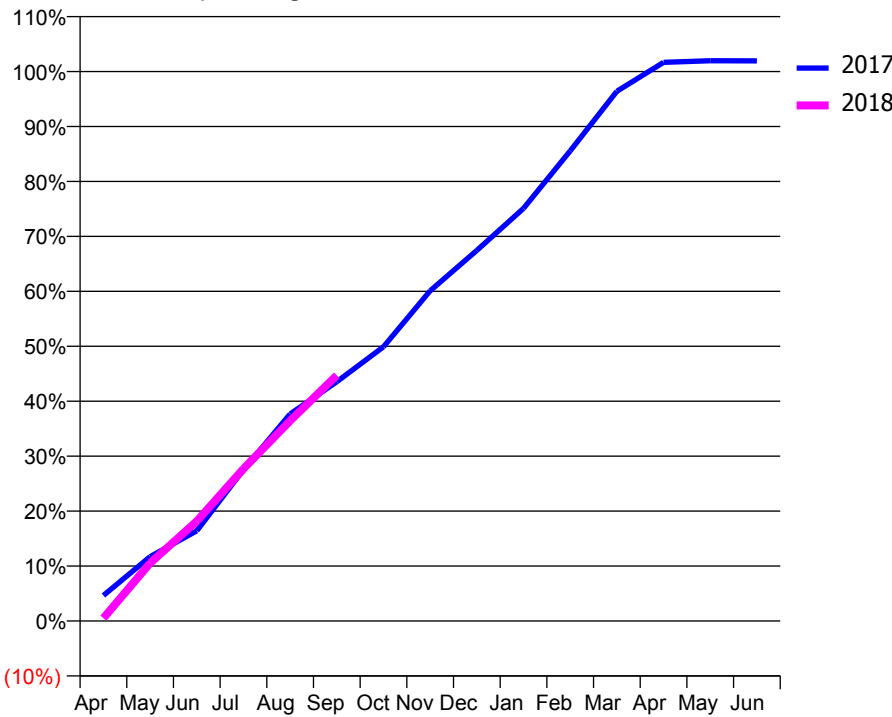
ACCESS*

Patients seen in 24 months	Total	Change since previous quarter
Quarter ending September 2016	2,606	
Quarter ending December 2016	2,635	→
Quarter ending March 2017	2,683	→
Quarter ending June 2017	2,701	→
Quarter ending September 2017	2,676	→
Variance since September 2016	2.7%	↑



ACTIVITY

Cumulative percentage of contracted UDA delivered 2017 & 2018



Month	Adjusted Scheduled Activity (UDA)	
	2017	2018
April	338	39
May	850	766
June	1,191	1,320
July	1,998	2,011
August	2,735	2,646
September	3,161	3,247
October	3,623	
November	4,363	
December	4,898	
January	5,453	
February	6,213	
March	7,000	
April	7,382	
May	7,404	
June	7,401	

QUALITY

	Quantity	Base Number	Contract	AT	Region	England
% of FP17s for the same patient ID Re-attending within 3 months - Children	92	638	14.4%	9.6%	12.8%	11.9%
% of FP17s for the same patient ID Re-attending within 3 months - Adults	206	1,335	15.4%	13.4%	16.5%	15.9%
% of FP17s for the same patient ID Re-attending between 3 & 9 months - Children	400	638	62.7%	63.9%	59.7%	58.1%
% of FP17s for the same patient ID Re-attending between 3 & 9 months - Adults	842	1,335	63.1%	55.5%	53.0%	50.6%
% of FP17s for Band 1 Urgent Courses	88	1,818	4.8%	7.4%	9.2%	9.1%
% of FP17s Relating to Free Repair or Replacements	49	1,818	2.7%	0.9%	1.0%	0.8%
% of FP17s Relating to Continuations	9	1,818	0.5%	1.2%	1.2%	1.1%
% of Patients satisfied with the dentistry they have received	4	4	N/A	92.1%	91.6%	91.4%
% of Patients satisfied with the time they had to wait for an appointment	3	4	N/A	88.7%	88.1%	87.7%

* This is based on patients treated on this contract for their most recent course of treatment. Figures in italics indicate the base number of FP17s or Patient Questionnaire responses are less than 100. N/A is shown where the base number of responses is less than 10 during the period. % is calculated as Quantity/Base number*100

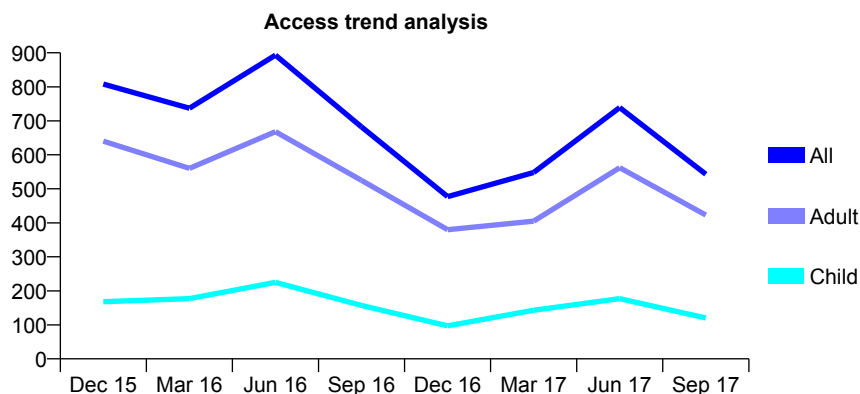
Q50 - Vital Signs At a Glance Contract Report for 124451/0001 - September 2017

Name or company name	MARKET LANE DENTAL CARE
Contract type name	GDS Contract
Purpose of contract	General
Contract start date	01/10/2013
Contract end date	

17/18 Contracted general activity (UDA)	4,700
Carry forward general activity (UDA)	0
17/18 Contracted orthodontic activity (UOA)	0
Carry forward orthodontic activity (UOA)	0
Baseline contract value	£108,092.47

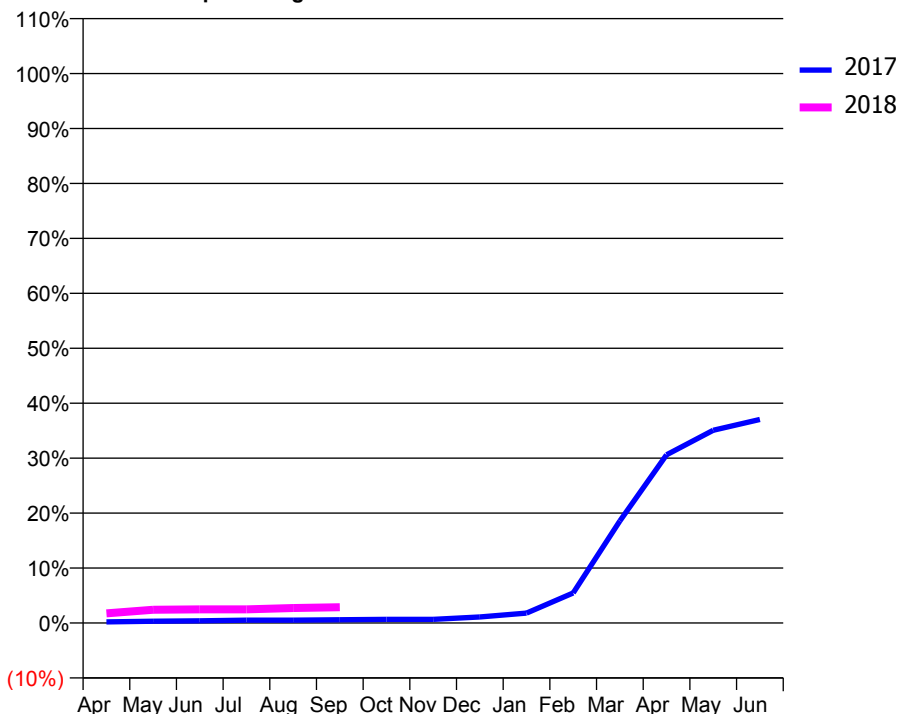
ACCESS*

Patients seen in 24 months	Total	Change since previous quarter
Quarter ending September 2016	682	
Quarter ending December 2016	477	↓
Quarter ending March 2017	548	↑
Quarter ending June 2017	739	↑
Quarter ending September 2017	543	↓
Variance since September 2016	(20.4%)	↓



ACTIVITY

Cumulative percentage of contracted UDA delivered 2017 & 2018



Adjusted Scheduled Activity (UDA)

Month	2017	2018
April	10	82
May	15	114
June	19	117
July	25	117
August	25	129
September	28	135
October	32	
November	32	
December	52	
January	85	
February	257	
March	873	
April	1,439	
May	1,649	
June	1,741	

QUALITY

	Quantity	Base Number	Contract	AT	Region	England
% of FP17s for the same patient ID Re-attending within 3 months - Children	4	70	5.7%	9.6%	12.8%	11.9%
% of FP17s for the same patient ID Re-attending within 3 months - Adults	18	305	5.9%	13.4%	16.5%	15.9%
% of FP17s for the same patient ID Re-attending between 3 & 9 months - Children	0	70	0.0%	63.9%	59.7%	58.1%
% of FP17s for the same patient ID Re-attending between 3 & 9 months - Adults	5	305	1.6%	55.5%	53.0%	50.6%
% of FP17s for Band 1 Urgent Courses	7	48	14.6%	7.4%	9.2%	9.1%
% of FP17s Relating to Free Repair or Replacements	7	48	14.6%	0.9%	1.0%	0.8%
% of FP17s Relating to Continuations	1	48	2.1%	1.2%	1.2%	1.1%
% of Patients satisfied with the dentistry they have received	0	2	N/A	92.1%	91.6%	91.4%
% of Patients satisfied with the time they had to wait for an appointment	1	2	N/A	88.7%	88.1%	87.7%

* This is based on patients treated on this contract for their most recent course of treatment. Figures in italics indicate the base number of FP17s or Patient Questionnaire responses are less than 100. N/A is shown where the base number of responses is less than 10 during the period. % is calculated as Quantity/Base number*100

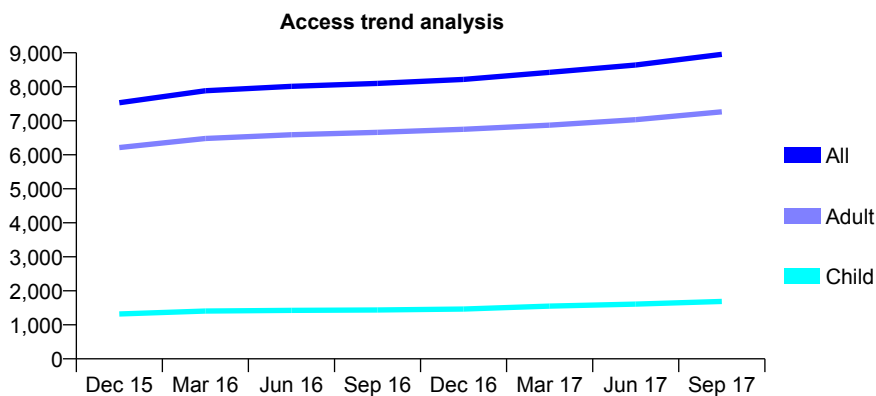
Q50 - Vital Signs At a Glance Contract Report for 125695/0001 - September 2017

Name or company name	Denbond Ltd
Contract type name	GDS Contract
Purpose of contract	General
Contract start date	22/03/2012
Contract end date	

17/18 Contracted general activity (UDA)	26,352
Carry forward general activity (UDA)	0
17/18 Contracted orthodontic activity (UOA)	0
Carry forward orthodontic activity (UOA)	0
Baseline contract value	£798,718.05

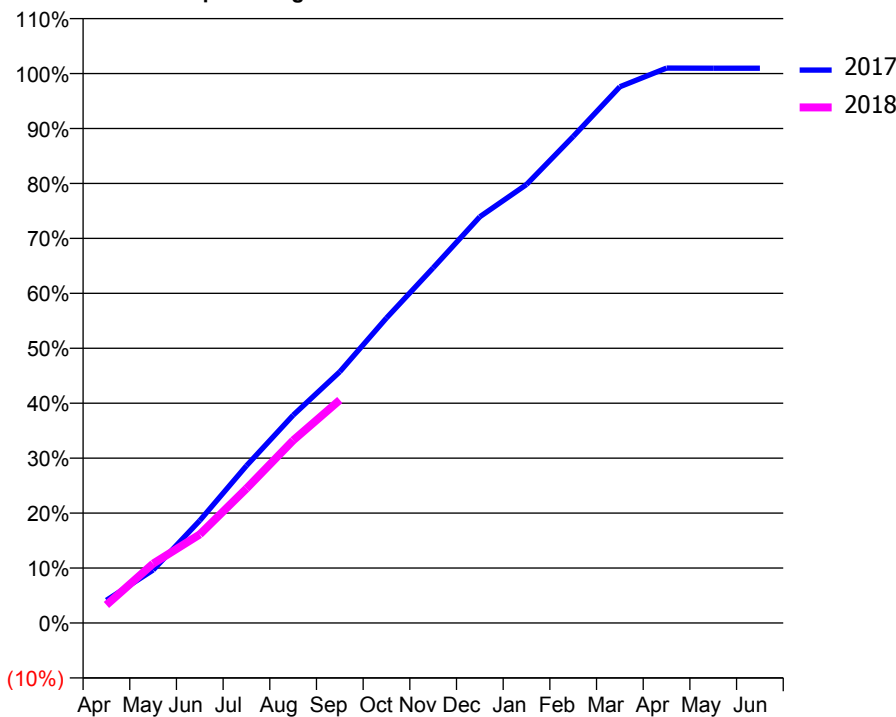
ACCESS*

Patients seen in 24 months	Total	Change since previous quarter
Quarter ending September 2016	8,101	
Quarter ending December 2016	8,217	→
Quarter ending March 2017	8,424	↑
Quarter ending June 2017	8,642	↑
Quarter ending September 2017	8,954	↑
Variance since September 2016	10.5%	↑



ACTIVITY

Cumulative percentage of contracted UDA delivered 2017 & 2018



Adjusted Scheduled Activity (UDA)

Month	2017	2018
April	1,092	867
May	2,541	2,847
June	4,912	4,250
July	7,546	6,446
August	9,965	8,758
September	12,050	10,694
October	14,629	
November	17,033	
December	19,480	
January	21,029	
February	23,331	
March	25,714	
April	26,611	
May	26,607	
June	26,607	

QUALITY

	Quantity	Base Number	Contract	AT	Region	England
% of FP17s for the same patient ID Re-attending within 3 months - Children	64	1,245	5.1%	9.6%	12.8%	11.9%
% of FP17s for the same patient ID Re-attending within 3 months - Adults	517	4,969	10.4%	13.4%	16.5%	15.9%
% of FP17s for the same patient ID Re-attending between 3 & 9 months - Children	785	1,245	63.1%	63.9%	59.7%	58.1%
% of FP17s for the same patient ID Re-attending between 3 & 9 months - Adults	2,964	4,969	59.6%	55.5%	53.0%	50.6%
% of FP17s for Band 1 Urgent Courses	298	5,698	5.2%	7.4%	9.2%	9.1%
% of FP17s Relating to Free Repair or Replacements	26	5,698	0.5%	0.9%	1.0%	0.8%
% of FP17s Relating to Continuations	77	5,698	1.4%	1.2%	1.2%	1.1%
% of Patients satisfied with the dentistry they have received	29	33	87.9%	92.1%	91.6%	91.4%
% of Patients satisfied with the time they had to wait for an appointment	30	33	90.9%	88.7%	88.1%	87.7%

* This is based on patients treated on this contract for their most recent course of treatment. Figures in italics indicate the base number of FP17s or Patient Questionnaire responses are less than 100. N/A is shown where the base number of responses is less than 10 during the period. % is calculated as Quantity/Base number*100

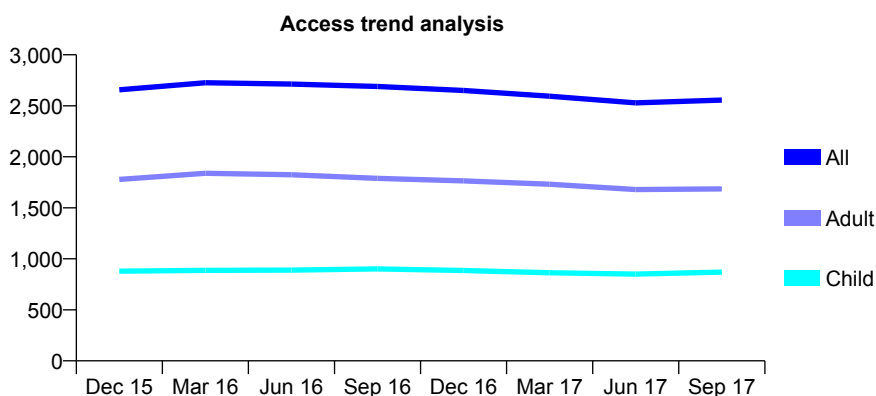
Q50 - Vital Signs At a Glance Contract Report for 125717/0001 - September 2017

Name or company name	Andrew Jones Dental Practice Ltd
Contract type name	GDS Contract
Purpose of contract	General and Orthodontic
Contract start date	01/04/2008
Contract end date	

17/18 Contracted general activity (UDA)	5,433
Carry forward general activity (UDA)	0
17/18 Contracted orthodontic activity (UOA)	42
Carry forward orthodontic activity (UOA)	0
Baseline contract value	£150,764.76

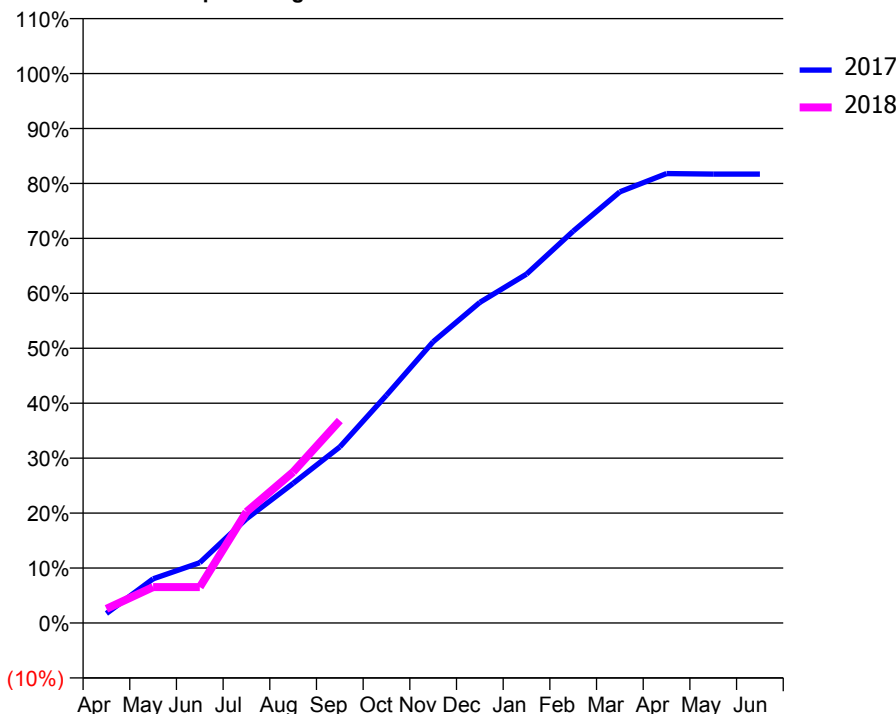
ACCESS*

Patients seen in 24 months	Total	Change since previous quarter
Quarter ending September 2016	2,690	
Quarter ending December 2016	2,650	↓
Quarter ending March 2017	2,594	↓
Quarter ending June 2017	2,529	↓
Quarter ending September 2017	2,556	→
Variance since September 2016	(5.0%)	↓



ACTIVITY

Cumulative percentage of contracted UDA delivered 2017 & 2018



Adjusted Scheduled Activity (UDA)

Month	2017	2018
April	94	141
May	437	355
June	596	355
July	1,031	1,098
August	1,381	1,493
September	1,741	2,002
October	2,253	
November	2,782	
December	3,170	
January	3,450	
February	3,874	
March	4,264	
April	4,443	
May	4,438	
June	4,438	

QUALITY

	Quantity	Base Number	Contract	AT	Region	England
% of FP17s for the same patient ID Re-attending within 3 months - Children	61	846	7.2%	9.6%	12.8%	11.9%
% of FP17s for the same patient ID Re-attending within 3 months - Adults	153	1,176	13.0%	13.4%	16.5%	15.9%
% of FP17s for the same patient ID Re-attending between 3 & 9 months - Children	598	846	70.7%	63.9%	59.7%	58.1%
% of FP17s for the same patient ID Re-attending between 3 & 9 months - Adults	749	1,176	63.7%	55.5%	53.0%	50.6%
% of FP17s for Band 1 Urgent Courses	61	1,155	5.3%	7.4%	9.2%	9.1%
% of FP17s Relating to Free Repair or Replacements	12	1,155	1.0%	0.9%	1.0%	0.8%
% of FP17s Relating to Continuations	5	1,155	0.4%	1.2%	1.2%	1.1%
% of Patients satisfied with the dentistry they have received	5	5	N/A	92.1%	91.6%	91.4%
% of Patients satisfied with the time they had to wait for an appointment	4	5	N/A	88.7%	88.1%	87.7%

* This is based on patients treated on this contract for their most recent course of treatment. Figures in italics indicate the base number of FP17s or Patient Questionnaire responses are less than 100. N/A is shown where the base number of responses is less than 10 during the period. % is calculated as Quantity/Base number*100

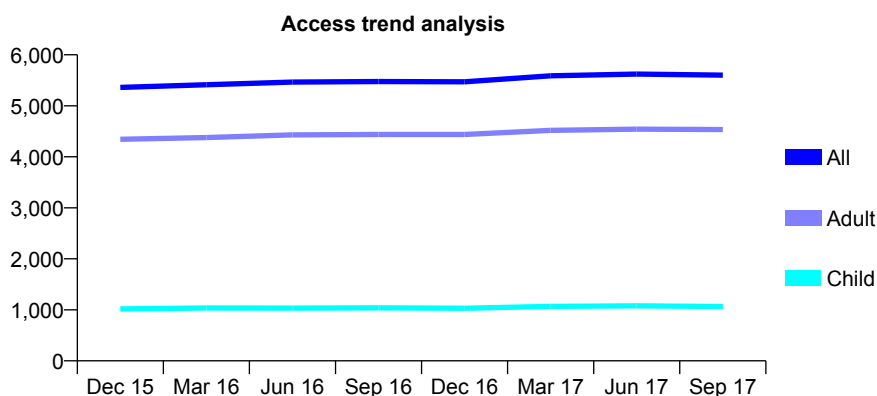
Q50 - Vital Signs At a Glance Contract Report for 126012/0001 - September 2017

Name or company name	Alpha Dental Dales
Contract type name	GDS Contract
Purpose of contract	General
Contract start date	21/10/2009
Contract end date	

17/18 Contracted general activity (UDA)	16,000
Carry forward general activity (UDA)	0
17/18 Contracted orthodontic activity (UOA)	0
Carry forward orthodontic activity (UOA)	0
Baseline contract value	£555,375.00

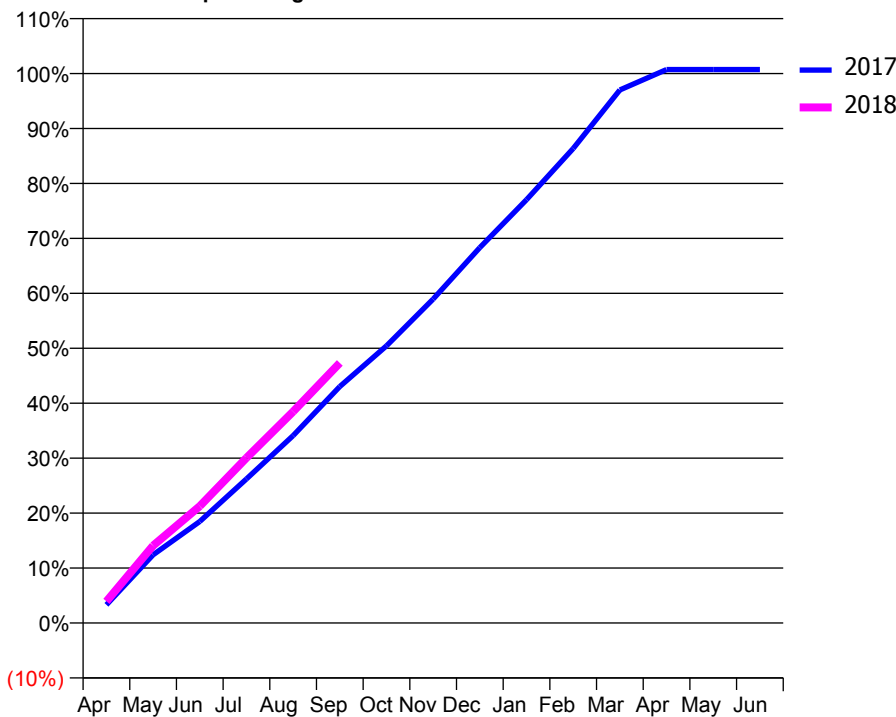
ACCESS*

Patients seen in 24 months	Total	Change since previous quarter
Quarter ending September 2016	5,476	
Quarter ending December 2016	5,470	→
Quarter ending March 2017	5,588	↑
Quarter ending June 2017	5,622	→
Quarter ending September 2017	5,600	→
Variance since September 2016	2.3%	↑



ACTIVITY

Cumulative percentage of contracted UDA delivered 2017 & 2018



Adjusted Scheduled Activity (UDA)

Month	2017	2018
April	529	632
May	1,985	2,256
June	2,958	3,404
July	4,194	4,807
August	5,456	6,154
September	6,886	7,572
October	8,071	
November	9,434	
December	10,934	
January	12,328	
February	13,818	
March	15,523	
April	16,117	
May	16,117	
June	16,117	

QUALITY

	Quantity	Base Number	Contract	AT	Region	England
% of FP17s for the same patient ID Re-attending within 3 months - Children	55	929	5.9%	9.6%	12.8%	11.9%
% of FP17s for the same patient ID Re-attending within 3 months - Adults	426	3,476	12.3%	13.4%	16.5%	15.9%
% of FP17s for the same patient ID Re-attending between 3 & 9 months - Children	682	929	73.4%	63.9%	59.7%	58.1%
% of FP17s for the same patient ID Re-attending between 3 & 9 months - Adults	2,152	3,476	61.9%	55.5%	53.0%	50.6%
% of FP17s for Band 1 Urgent Courses	168	3,813	4.4%	7.4%	9.2%	9.1%
% of FP17s Relating to Free Repair or Replacements	46	3,813	1.2%	0.9%	1.0%	0.8%
% of FP17s Relating to Continuations	61	3,813	1.6%	1.2%	1.2%	1.1%
% of Patients satisfied with the dentistry they have received	21	22	95.5%	92.1%	91.6%	91.4%
% of Patients satisfied with the time they had to wait for an appointment	19	22	86.4%	88.7%	88.1%	87.7%

* This is based on patients treated on this contract for their most recent course of treatment. Figures in italics indicate the base number of FP17s or Patient Questionnaire responses are less than 100. N/A is shown where the base number of responses is less than 10 during the period. % is calculated as Quantity/Base number*100

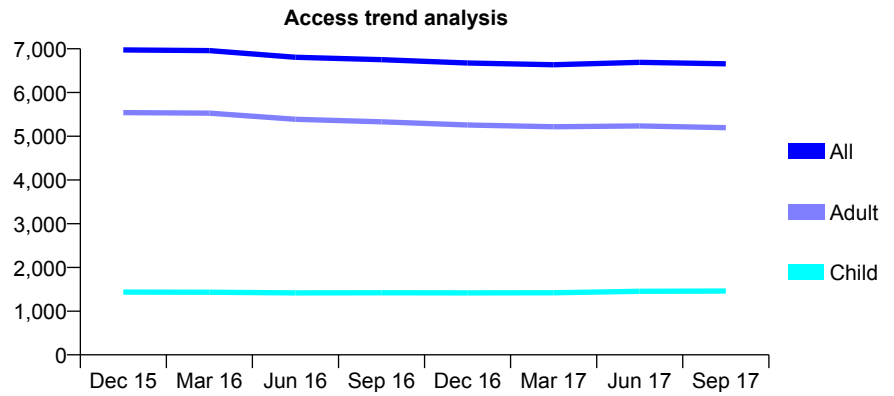
Q50 - Vital Signs At a Glance Contract Report for 126772/0002 - September 2017

Name or company name	Alpha Dental Studio Northallerton
Contract type name	GDS Contract
Purpose of contract	General
Contract start date	01/05/2009
Contract end date	

17/18 Contracted general activity (UDA)	21,000
Carry forward general activity (UDA)	0
17/18 Contracted orthodontic activity (UOA)	0
Carry forward orthodontic activity (UOA)	0
Baseline contract value	£603,644.94

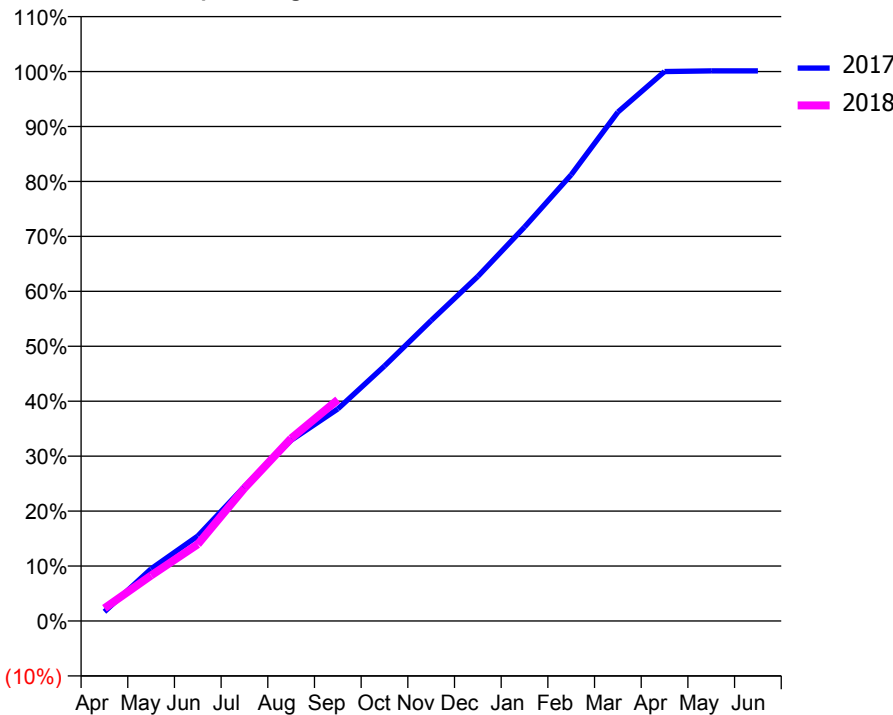
ACCESS*

Patients seen in 24 months	Total	Change since previous quarter
Quarter ending September 2016	6,750	
Quarter ending December 2016	6,675	↓
Quarter ending March 2017	6,637	→
Quarter ending June 2017	6,690	→
Quarter ending September 2017	6,658	→
Variance since September 2016	(1.4%)	↓



ACTIVITY

Cumulative percentage of contracted UDA delivered 2017 & 2018



Month	Adjusted Scheduled Activity (UDA)	
	2017	2018
April	355	486
May	1,994	1,740
June	3,251	2,932
July	5,140	5,078
August	6,906	6,979
September	8,106	8,457
October	9,746	
November	11,484	
December	13,173	
January	15,057	
February	17,055	
March	19,450	
April	21,000	
May	21,026	
June	21,026	

QUALITY

	Quantity	Base Number	Contract	AT	Region	England
% of FP17s for the same patient ID Re-attending within 3 months - Children	78	1,134	6.9%	9.6%	12.8%	11.9%
% of FP17s for the same patient ID Re-attending within 3 months - Adults	434	3,806	11.4%	13.4%	16.5%	15.9%
% of FP17s for the same patient ID Re-attending between 3 & 9 months - Children	676	1,134	59.6%	63.9%	59.7%	58.1%
% of FP17s for the same patient ID Re-attending between 3 & 9 months - Adults	2,231	3,806	58.6%	55.5%	53.0%	50.6%
% of FP17s for Band 1 Urgent Courses	157	4,063	3.9%	7.4%	9.2%	9.1%
% of FP17s Relating to Free Repair or Replacements	55	4,063	1.4%	0.9%	1.0%	0.8%
% of FP17s Relating to Continuations	96	4,063	2.4%	1.2%	1.2%	1.1%
% of Patients satisfied with the dentistry they have received	18	21	85.7%	92.1%	91.6%	91.4%
% of Patients satisfied with the time they had to wait for an appointment	19	21	90.5%	88.7%	88.1%	87.7%

* This is based on patients treated on this contract for their most recent course of treatment. Figures in italics indicate the base number of FP17s or Patient Questionnaire responses are less than 100. N/A is shown where the base number of responses is less than 10 during the period. % is calculated as Quantity/Base number*100

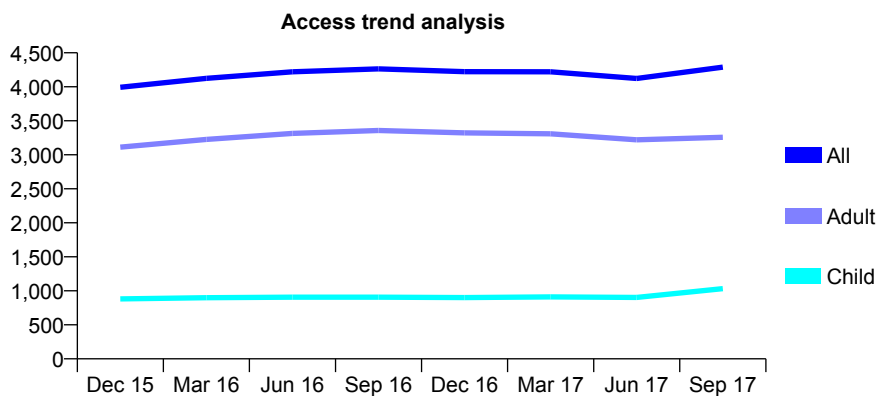
Q50 - Vital Signs At a Glance Contract Report for 130060/0001 - September 2017

Name or company name	Lion House Dental Practice Ltd
Contract type name	GDS Contract
Purpose of contract	General
Contract start date	01/02/2013
Contract end date	

17/18 Contracted general activity (UDA)	11,420
Carry forward general activity (UDA)	0
17/18 Contracted orthodontic activity (UOA)	0
Carry forward orthodontic activity (UOA)	0
Baseline contract value	£316,094.84

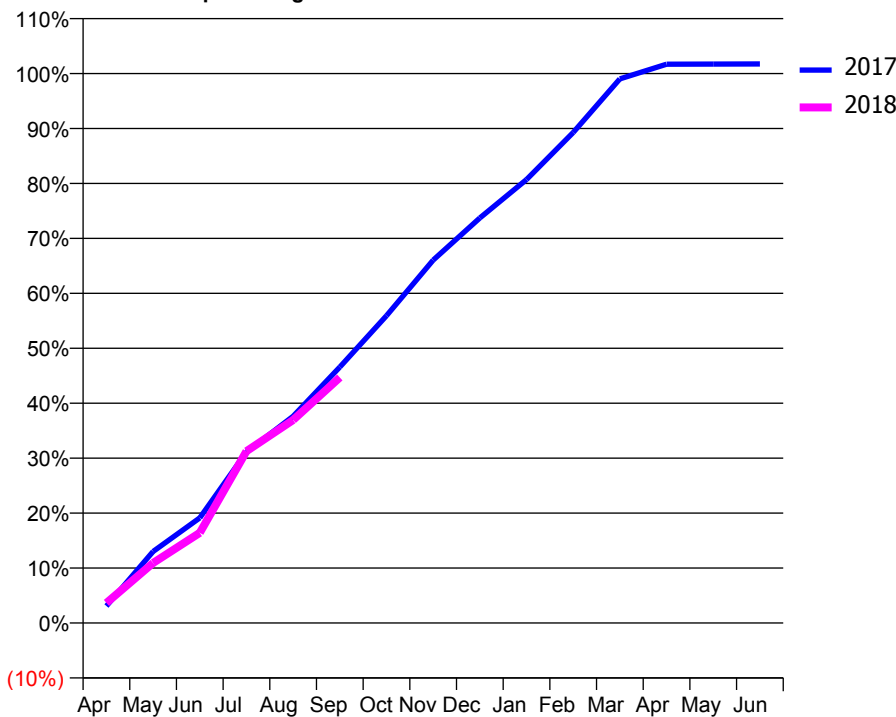
ACCESS*

Patients seen in 24 months	Total	Change since previous quarter
Quarter ending September 2016	4,263	
Quarter ending December 2016	4,223	→
Quarter ending March 2017	4,220	→
Quarter ending June 2017	4,123	↓
Quarter ending September 2017	4,289	↑
Variance since September 2016	0.6%	→



ACTIVITY

Cumulative percentage of contracted UDA delivered 2017 & 2018



Month	Adjusted Scheduled Activity (UDA)	
	2017	2018
April	353	417
May	1,487	1,248
June	2,185	1,874
July	3,553	3,571
August	4,297	4,220
September	5,320	5,103
October	6,386	
November	7,543	
December	8,417	
January	9,215	
February	10,194	
March	11,307	
April	11,613	
May	11,616	
June	11,620	

QUALITY

	Quantity	Base Number	Contract	AT	Region	England
% of FP17s for the same patient ID Re-attending within 3 months - Children	79	833	9.5%	9.6%	12.8%	11.9%
% of FP17s for the same patient ID Re-attending within 3 months - Adults	499	2,394	20.8%	13.4%	16.5%	15.9%
% of FP17s for the same patient ID Re-attending between 3 & 9 months - Children	395	833	47.4%	63.9%	59.7%	58.1%
% of FP17s for the same patient ID Re-attending between 3 & 9 months - Adults	1,319	2,394	55.1%	55.5%	53.0%	50.6%
% of FP17s for Band 1 Urgent Courses	344	2,854	12.1%	7.4%	9.2%	9.1%
% of FP17s Relating to Free Repair or Replacements	46	2,854	1.6%	0.9%	1.0%	0.8%
% of FP17s Relating to Continuations	24	2,854	0.8%	1.2%	1.2%	1.1%
% of Patients satisfied with the dentistry they have received	29	30	96.7%	92.1%	91.6%	91.4%
% of Patients satisfied with the time they had to wait for an appointment	27	30	90.0%	88.7%	88.1%	87.7%

* This is based on patients treated on this contract for their most recent course of treatment. Figures in italics indicate the base number of FP17s or Patient Questionnaire responses are less than 100. N/A is shown where the base number of responses is less than 10 during the period. % is calculated as Quantity/Base number*100

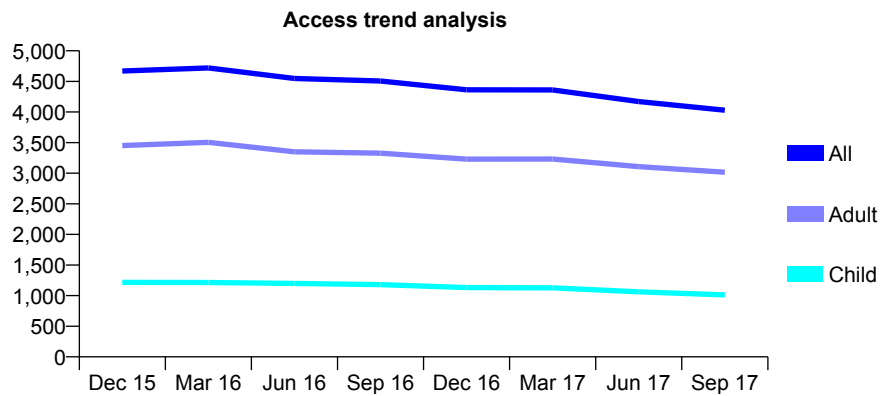
Q50 - Vital Signs At a Glance Contract Report for 131520/0001 - September 2017

Name or company name	Dentaris Limited
Contract type name	GDS Contract
Purpose of contract	General
Contract start date	01/04/2008
Contract end date	

17/18 Contracted general activity (UDA)	13,500
Carry forward general activity (UDA)	0
17/18 Contracted orthodontic activity (UOA)	0
Carry forward orthodontic activity (UOA)	0
Baseline contract value	£357,482.67

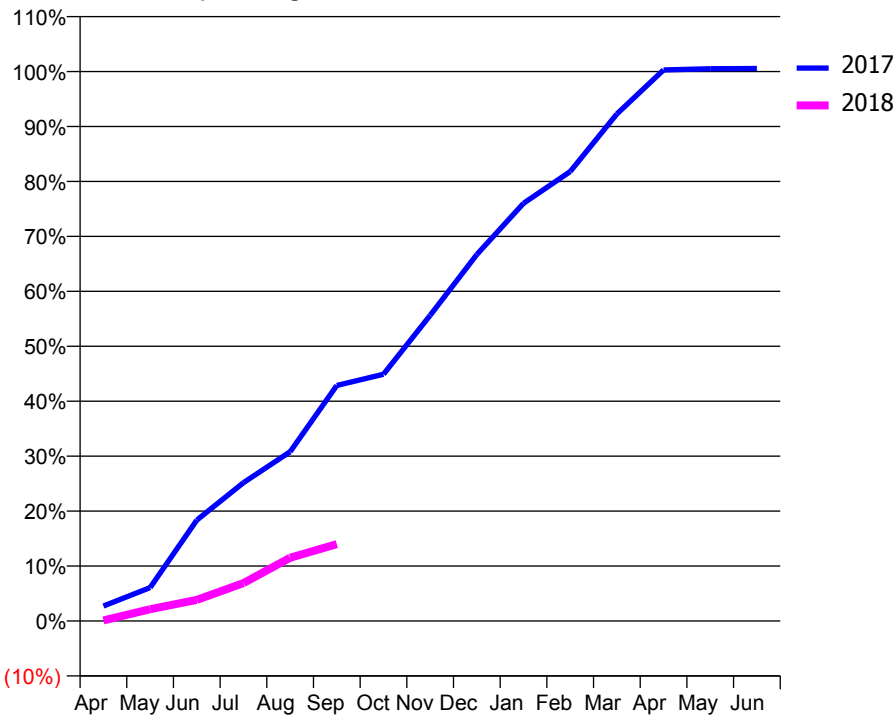
ACCESS*

Patients seen in 24 months	Total	Change since previous quarter
Quarter ending September 2016	4,507	
Quarter ending December 2016	4,362	↓
Quarter ending March 2017	4,360	→
Quarter ending June 2017	4,170	↓
Quarter ending September 2017	4,029	↓
Variance since September 2016	(10.6%)	↓



ACTIVITY

Cumulative percentage of contracted UDA delivered 2017 & 2018



Month	Adjusted Scheduled Activity (UDA)	
	2017	2018
April	368	15
May	820	289
June	2,480	518
July	3,400	933
August	4,159	1,556
September	5,788	1,887
October	6,063	
November	7,510	
December	9,004	
January	10,262	
February	11,042	
March	12,456	
April	13,537	
May	13,567	
June	13,576	

QUALITY

	Quantity	Base Number	Contract	AT	Region	England
% of FP17s for the same patient ID Re-attending within 3 months - Children	10	305	3.3%	9.6%	12.8%	11.9%
% of FP17s for the same patient ID Re-attending within 3 months - Adults	69	943	7.3%	13.4%	16.5%	15.9%
% of FP17s for the same patient ID Re-attending between 3 & 9 months - Children	175	305	57.4%	63.9%	59.7%	58.1%
% of FP17s for the same patient ID Re-attending between 3 & 9 months - Adults	536	943	56.8%	55.5%	53.0%	50.6%
% of FP17s for Band 1 Urgent Courses	32	822	3.9%	7.4%	9.2%	9.1%
% of FP17s Relating to Free Repair or Replacements	3	822	0.4%	0.9%	1.0%	0.8%
% of FP17s Relating to Continuations	3	822	0.4%	1.2%	1.2%	1.1%
% of Patients satisfied with the dentistry they have received	7	8	N/A	92.1%	91.6%	91.4%
% of Patients satisfied with the time they had to wait for an appointment	7	8	N/A	88.7%	88.1%	87.7%

* This is based on patients treated on this contract for their most recent course of treatment. Figures in italics indicate the base number of FP17s or Patient Questionnaire responses are less than 100. N/A is shown where the base number of responses is less than 10 during the period. % is calculated as Quantity/Base number*100

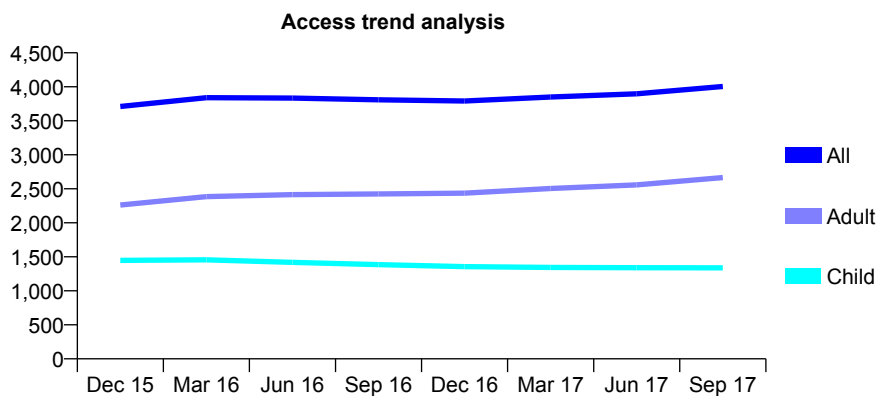
Q50 - Vital Signs At a Glance Contract Report for 132667/0001 - September 2017

Name or company name	Barton Dental Care Limited
Contract type name	GDS Contract
Purpose of contract	General and Orthodontic
Contract start date	01/04/2011
Contract end date	

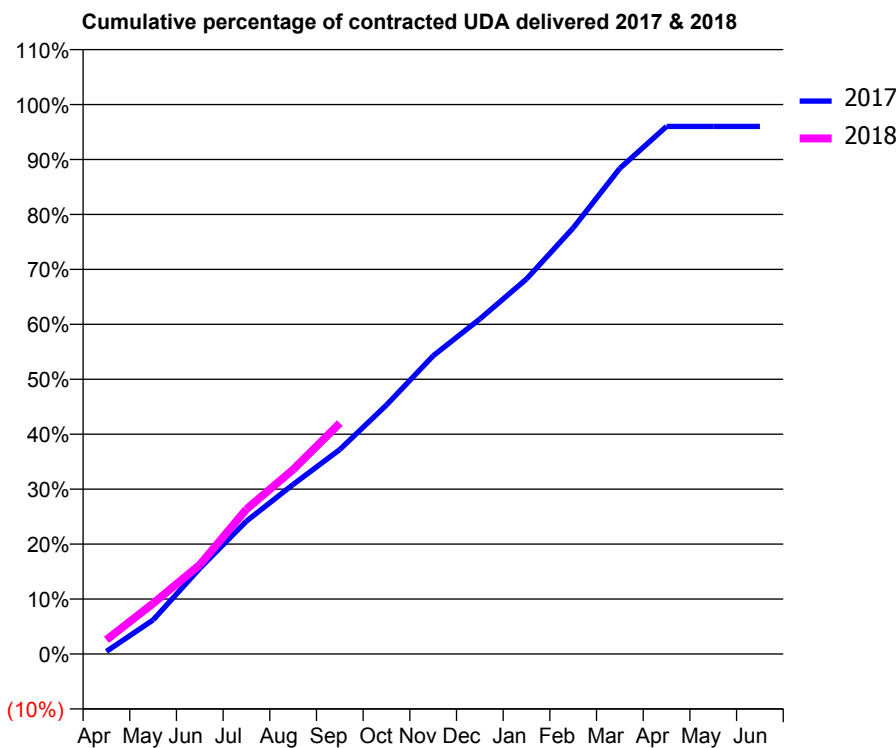
17/18 Contracted general activity (UDA)	9,295
Carry forward general activity (UDA)	0
17/18 Contracted orthodontic activity (UOA)	548
Carry forward orthodontic activity (UOA)	0
Baseline contract value	£329,079.13

ACCESS*

Patients seen in 24 months	Total	Change since previous quarter
Quarter ending September 2016	3,809	
Quarter ending December 2016	3,792	→
Quarter ending March 2017	3,850	→
Quarter ending June 2017	3,898	→
Quarter ending September 2017	4,004	↑
Variance since September 2016	5.1%	↑



ACTIVITY



Month	Adjusted Scheduled Activity (UDA)	
	2017	2018
April	44	240
May	577	856
June	1,450	1,511
July	2,247	2,450
August	2,868	3,121
September	3,459	3,907
October	4,212	
November	5,045	
December	5,667	
January	6,345	
February	7,208	
March	8,216	
April	8,924	
May	8,924	
June	8,924	

QUALITY

	Quantity	Base Number	Contract	AT	Region	England
% of FP17s for the same patient ID Re-attending within 3 months - Children	77	1,035	7.4%	9.6%	12.8%	11.9%
% of FP17s for the same patient ID Re-attending within 3 months - Adults	251	1,694	14.8%	13.4%	16.5%	15.9%
% of FP17s for the same patient ID Re-attending between 3 & 9 months - Children	649	1,035	62.7%	63.9%	59.7%	58.1%
% of FP17s for the same patient ID Re-attending between 3 & 9 months - Adults	595	1,694	35.1%	55.5%	53.0%	50.6%
% of FP17s for Band 1 Urgent Courses	133	2,343	5.7%	7.4%	9.2%	9.1%
% of FP17s Relating to Free Repair or Replacements	0	2,343	0.0%	0.9%	1.0%	0.8%
% of FP17s Relating to Continuations	33	2,343	1.4%	1.2%	1.2%	1.1%
% of Patients satisfied with the dentistry they have received	3	4	N/A	92.1%	91.6%	91.4%
% of Patients satisfied with the time they had to wait for an appointment	3	4	N/A	88.7%	88.1%	87.7%

* This is based on patients treated on this contract for their most recent course of treatment. Figures in italics indicate the base number of FP17s or Patient Questionnaire responses are less than 100. N/A is shown where the base number of responses is less than 10 during the period. % is calculated as Quantity/Base number*100

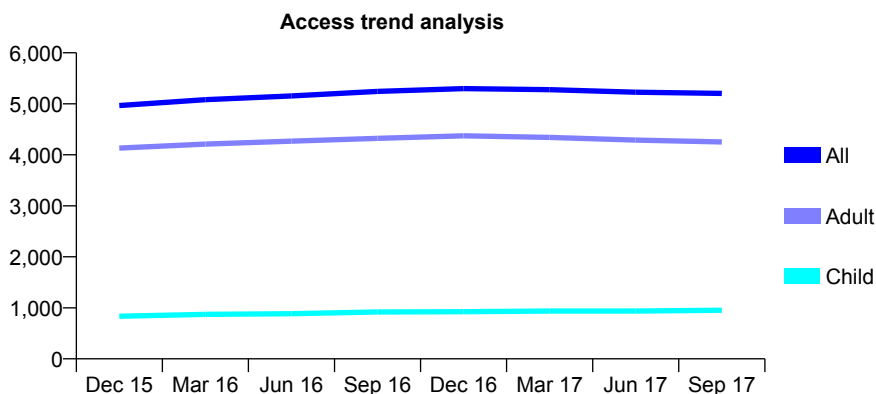
Q50 - Vital Signs At a Glance Contract Report for 132756/0001 - September 2017

Name or company name	North Marine Road Dental practice Partners
Contract type name	GDS Contract
Purpose of contract	General
Contract start date	30/11/2011
Contract end date	

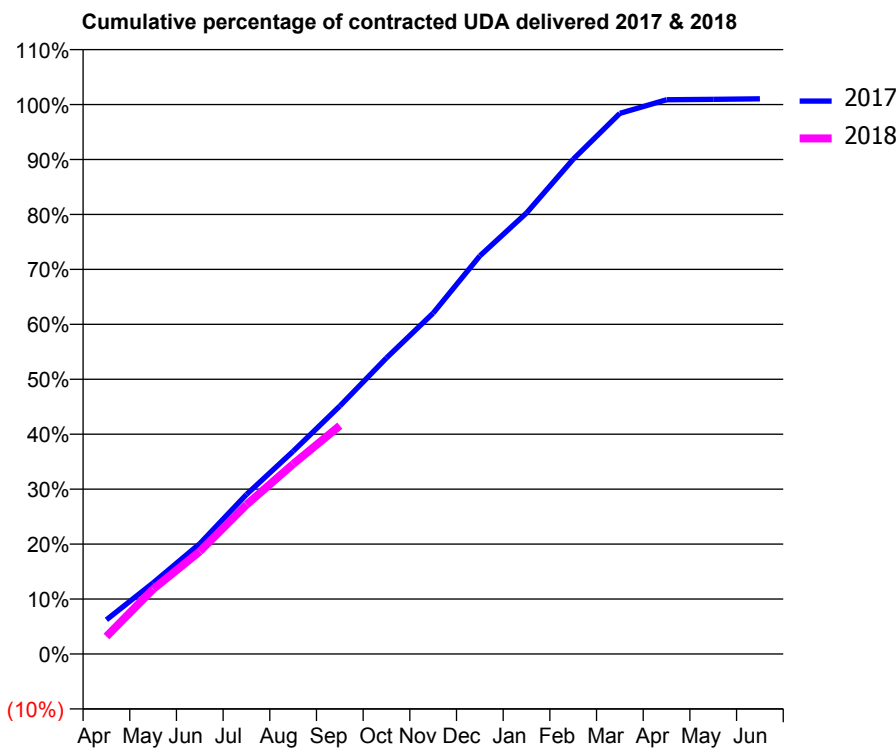
17/18 Contracted general activity (UDA)	14,442
Carry forward general activity (UDA)	0
17/18 Contracted orthodontic activity (UOA)	0
Carry forward orthodontic activity (UOA)	0
Baseline contract value	£505,508.20

ACCESS*

Patients seen in 24 months	Total	Change since previous quarter
Quarter ending September 2016	5,243	
Quarter ending December 2016	5,297	→
Quarter ending March 2017	5,278	→
Quarter ending June 2017	5,228	→
Quarter ending September 2017	5,205	→
Variance since September 2016	(0.7%)	→



ACTIVITY



Month	Adjusted Scheduled Activity (UDA)	
	2017	2018
April	898	462
May	1,871	1,705
June	2,900	2,697
July	4,193	3,924
August	5,328	4,991
September	6,516	6,002
October	7,781	
November	8,960	
December	10,463	
January	11,593	
February	13,004	
March	14,210	
April	14,567	
May	14,577	
June	14,592	

QUALITY

	Quantity	Base Number	Contract	AT	Region	England
% of FP17s for the same patient ID Re-attending within 3 months - Children	19	594	3.2%	9.6%	12.8%	11.9%
% of FP17s for the same patient ID Re-attending within 3 months - Adults	281	2,612	10.8%	13.4%	16.5%	15.9%
% of FP17s for the same patient ID Re-attending between 3 & 9 months - Children	334	594	56.2%	63.9%	59.7%	58.1%
% of FP17s for the same patient ID Re-attending between 3 & 9 months - Adults	1,168	2,612	44.7%	55.5%	53.0%	50.6%
% of FP17s for Band 1 Urgent Courses	183	3,029	6.0%	7.4%	9.2%	9.1%
% of FP17s Relating to Free Repair or Replacements	7	3,029	0.2%	0.9%	1.0%	0.8%
% of FP17s Relating to Continuations	51	3,029	1.7%	1.2%	1.2%	1.1%
% of Patients satisfied with the dentistry they have received	16	17	94.1%	92.1%	91.6%	91.4%
% of Patients satisfied with the time they had to wait for an appointment	15	17	88.2%	88.7%	88.1%	87.7%

* This is based on patients treated on this contract for their most recent course of treatment. Figures in italics indicate the base number of FP17s or Patient Questionnaire responses are less than 100. N/A is shown where the base number of responses is less than 10 during the period. % is calculated as Quantity/Base number*100

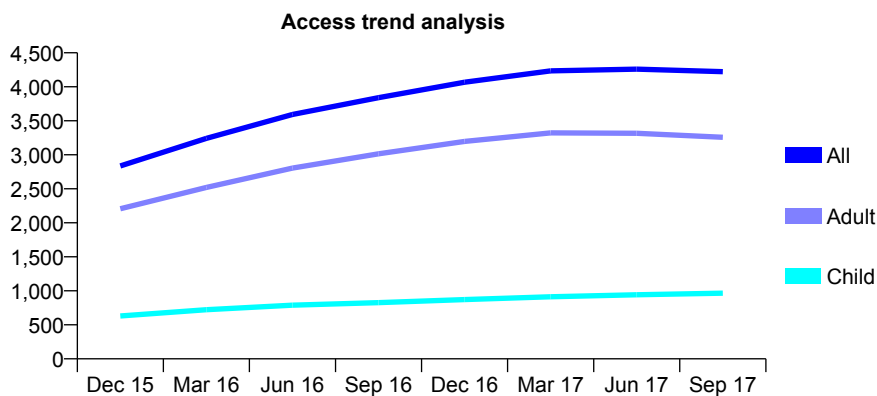
Q50 - Vital Signs At a Glance Contract Report for 137545/0001 - September 2017

Name or company name	The Dental Design Studio
Contract type name	GDS Contract
Purpose of contract	General
Contract start date	01/05/2015
Contract end date	

17/18 Contracted general activity (UDA)	11,000
Carry forward general activity (UDA)	0
17/18 Contracted orthodontic activity (UOA)	0
Carry forward orthodontic activity (UOA)	0
Baseline contract value	£354,877.95

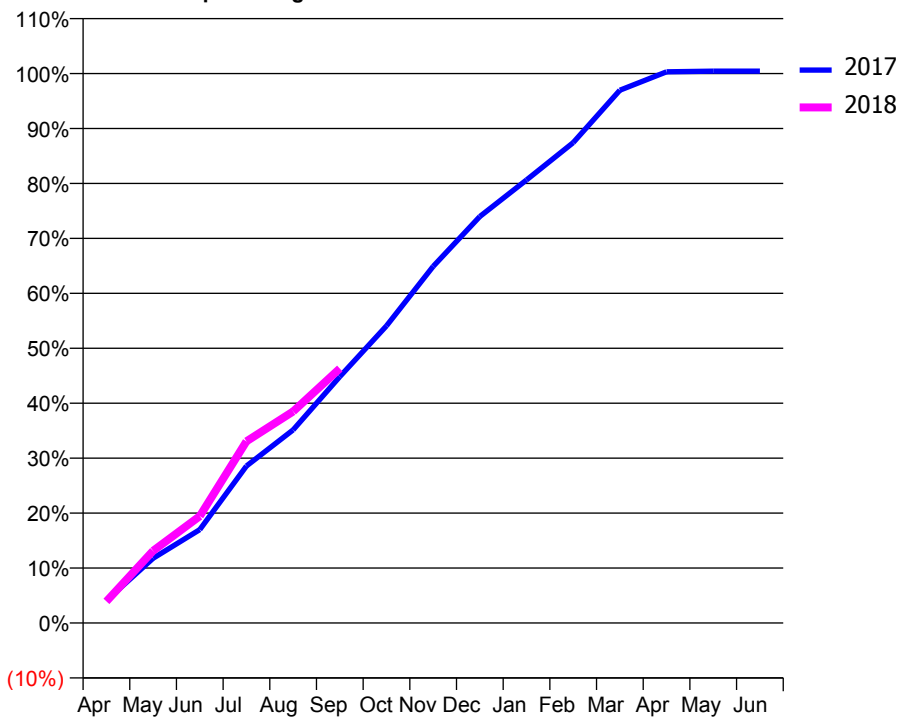
ACCESS*

Patients seen in 24 months	Total	Change since previous quarter
Quarter ending September 2016	3,841	
Quarter ending December 2016	4,068	↑
Quarter ending March 2017	4,235	↑
Quarter ending June 2017	4,259	→
Quarter ending September 2017	4,223	→
Variance since September 2016	9.9%	↑



ACTIVITY

Cumulative percentage of contracted UDA delivered 2017 & 2018



Adjusted Scheduled Activity (UDA)

Month	2017	2018
April	451	433
May	1,297	1,445
June	1,869	2,139
July	3,144	3,636
August	3,867	4,235
September	4,931	5,094
October	5,950	
November	7,140	
December	8,138	
January	8,868	
February	9,617	
March	10,666	
April	11,034	
May	11,046	
June	11,046	

QUALITY

	Quantity	Base Number	Contract	AT	Region	England
% of FP17s for the same patient ID Re-attending within 3 months - Children	64	807	7.9%	9.6%	12.8%	11.9%
% of FP17s for the same patient ID Re-attending within 3 months - Adults	396	2,505	15.8%	13.4%	16.5%	15.9%
% of FP17s for the same patient ID Re-attending between 3 & 9 months - Children	513	807	63.6%	63.9%	59.7%	58.1%
% of FP17s for the same patient ID Re-attending between 3 & 9 months - Adults	1,615	2,505	64.5%	55.5%	53.0%	50.6%
% of FP17s for Band 1 Urgent Courses	326	3,079	10.6%	7.4%	9.2%	9.1%
% of FP17s Relating to Free Repair or Replacements	34	3,079	1.1%	0.9%	1.0%	0.8%
% of FP17s Relating to Continuations	42	3,079	1.4%	1.2%	1.2%	1.1%
% of Patients satisfied with the dentistry they have received	11	11	100.0%	92.1%	91.6%	91.4%
% of Patients satisfied with the time they had to wait for an appointment	9	11	81.8%	88.7%	88.1%	87.7%

* This is based on patients treated on this contract for their most recent course of treatment. Figures in italics indicate the base number of FP17s or Patient Questionnaire responses are less than 100. N/A is shown where the base number of responses is less than 10 during the period. % is calculated as Quantity/Base number*100

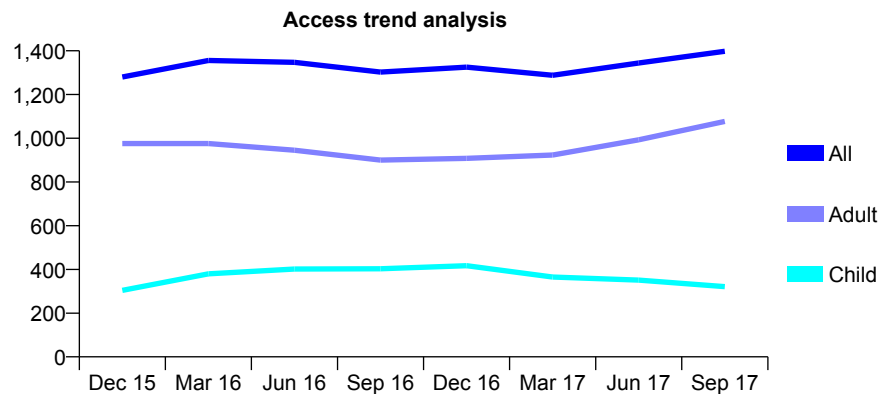
Q50 - Vital Signs At a Glance Contract Report for 137561/0001 - September 2017

Name or company name	The Limes Dental Practice
Contract type name	GDS Contract
Purpose of contract	General
Contract start date	01/09/2011
Contract end date	

17/18 Contracted general activity (UDA)	3,877
Carry forward general activity (UDA)	0
17/18 Contracted orthodontic activity (UOA)	0
Carry forward orthodontic activity (UOA)	0
Baseline contract value	£122,712.53

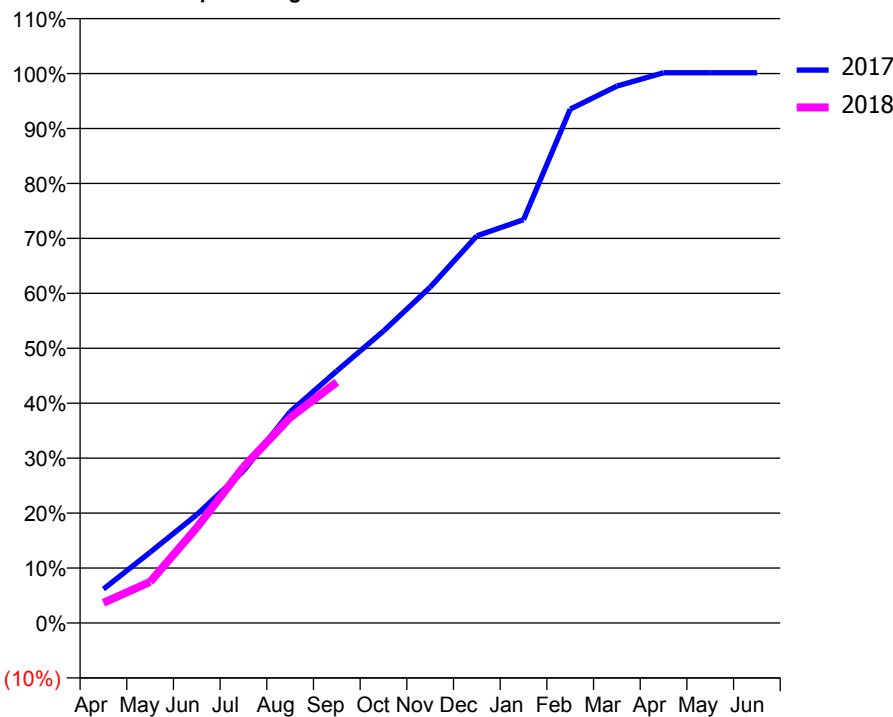
ACCESS*

Patients seen in 24 months	Total	Change since previous quarter
Quarter ending September 2016	1,303	
Quarter ending December 2016	1,325	→
Quarter ending March 2017	1,288	↓
Quarter ending June 2017	1,344	↑
Quarter ending September 2017	1,398	↑
Variance since September 2016	7.3%	↑



ACTIVITY

Cumulative percentage of contracted UDA delivered 2017 & 2018



Month	Adjusted Scheduled Activity (UDA)	
	2017	2018
April	240	143
May	499	290
June	765	673
July	1,073	1,101
August	1,491	1,450
September	1,778	1,699
October	2,060	
November	2,370	
December	2,732	
January	2,845	
February	3,625	
March	3,788	
April	3,882	
May	3,882	
June	3,882	

QUALITY

	Quantity	Base Number	Contract	AT	Region	England
% of FP17s for the same patient ID Re-attending within 3 months - Children	7	270	2.6%	9.6%	12.8%	11.9%
% of FP17s for the same patient ID Re-attending within 3 months - Adults	50	795	6.3%	13.4%	16.5%	15.9%
% of FP17s for the same patient ID Re-attending between 3 & 9 months - Children	137	270	50.7%	63.9%	59.7%	58.1%
% of FP17s for the same patient ID Re-attending between 3 & 9 months - Adults	203	795	25.5%	55.5%	53.0%	50.6%
% of FP17s for Band 1 Urgent Courses	46	1,030	4.5%	7.4%	9.2%	9.1%
% of FP17s Relating to Free Repair or Replacements	4	1,030	0.4%	0.9%	1.0%	0.8%
% of FP17s Relating to Continuations	17	1,030	1.7%	1.2%	1.2%	1.1%
% of Patients satisfied with the dentistry they have received	2	2	N/A	92.1%	91.6%	91.4%
% of Patients satisfied with the time they had to wait for an appointment	2	2	N/A	88.7%	88.1%	87.7%

* This is based on patients treated on this contract for their most recent course of treatment. Figures in italics indicate the base number of FP17s or Patient Questionnaire responses are less than 100. N/A is shown where the base number of responses is less than 10 during the period. % is calculated as Quantity/Base number*100

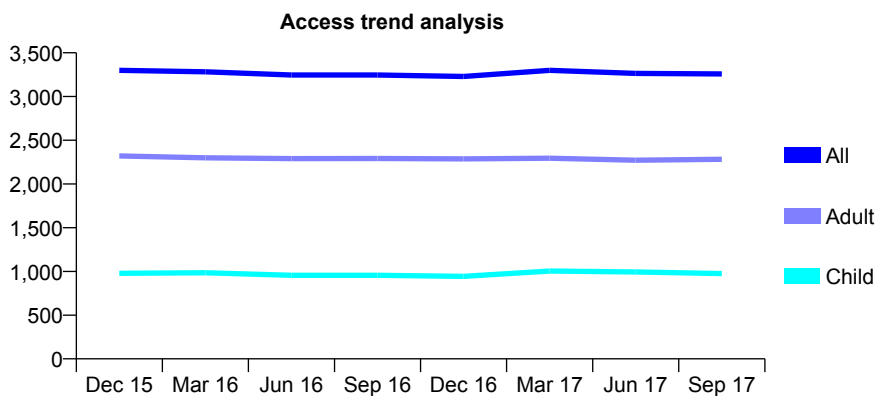
Q50 - Vital Signs At a Glance Contract Report for 139017/0001 - September 2017

Name or company name	Bottesford Dental Practice
Contract type name	GDS Contract
Purpose of contract	General
Contract start date	01/06/2011
Contract end date	

17/18 Contracted general activity (UDA)	7,204
Carry forward general activity (UDA)	0
17/18 Contracted orthodontic activity (UOA)	0
Carry forward orthodontic activity (UOA)	0
Baseline contract value	£224,868.28

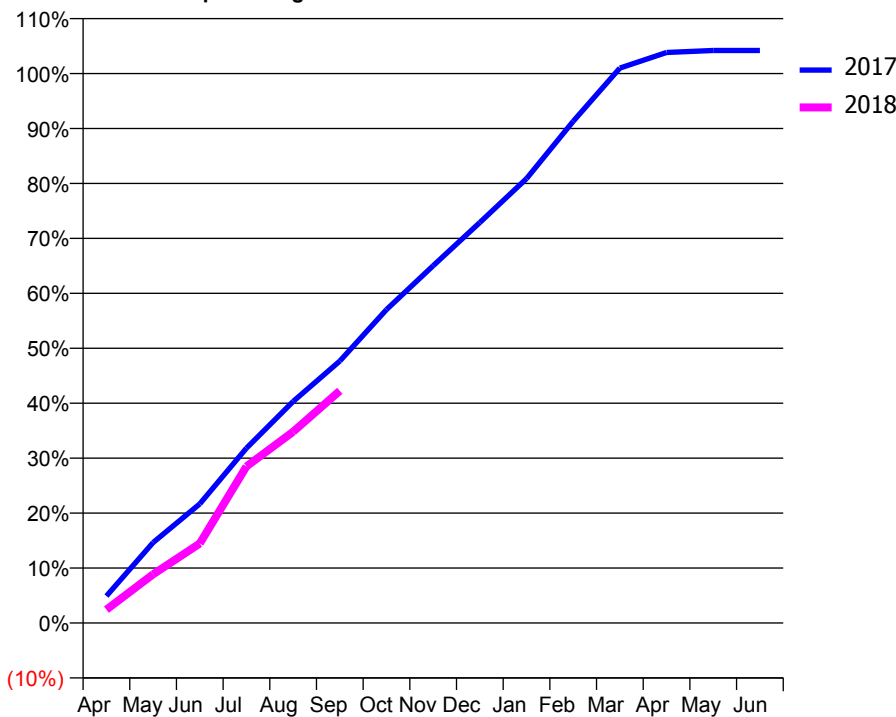
ACCESS*

Patients seen in 24 months	Total	Change since previous quarter
Quarter ending September 2016	3,246	
Quarter ending December 2016	3,230	→
Quarter ending March 2017	3,299	↑
Quarter ending June 2017	3,265	↓
Quarter ending September 2017	3,258	→
Variance since September 2016	0.4%	→



ACTIVITY

Cumulative percentage of contracted UDA delivered 2017 & 2018



Month	Adjusted Scheduled Activity (UDA)	
	2017	2018
April	353	176
May	1,055	640
June	1,563	1,042
July	2,292	2,054
August	2,905	2,508
September	3,434	3,045
October	4,108	
November	4,685	
December	5,251	
January	5,825	
February	6,577	
March	7,275	
April	7,480	
May	7,506	
June	7,506	

QUALITY

	Quantity	Base Number	Contract	AT	Region	England
% of FP17s for the same patient ID Re-attending within 3 months - Children	18	571	3.2%	9.6%	12.8%	11.9%
% of FP17s for the same patient ID Re-attending within 3 months - Adults	87	1,102	7.9%	13.4%	16.5%	15.9%
% of FP17s for the same patient ID Re-attending between 3 & 9 months - Children	317	571	55.5%	63.9%	59.7%	58.1%
% of FP17s for the same patient ID Re-attending between 3 & 9 months - Adults	304	1,102	27.6%	55.5%	53.0%	50.6%
% of FP17s for Band 1 Urgent Courses	56	1,552	3.6%	7.4%	9.2%	9.1%
% of FP17s Relating to Free Repair or Replacements	26	1,552	1.7%	0.9%	1.0%	0.8%
% of FP17s Relating to Continuations	10	1,552	0.6%	1.2%	1.2%	1.1%
% of Patients satisfied with the dentistry they have received	3	3	N/A	92.1%	91.6%	91.4%
% of Patients satisfied with the time they had to wait for an appointment	3	3	N/A	88.7%	88.1%	87.7%

* This is based on patients treated on this contract for their most recent course of treatment. Figures in italics indicate the base number of FP17s or Patient Questionnaire responses are less than 100. N/A is shown where the base number of responses is less than 10 during the period. % is calculated as Quantity/Base number*100

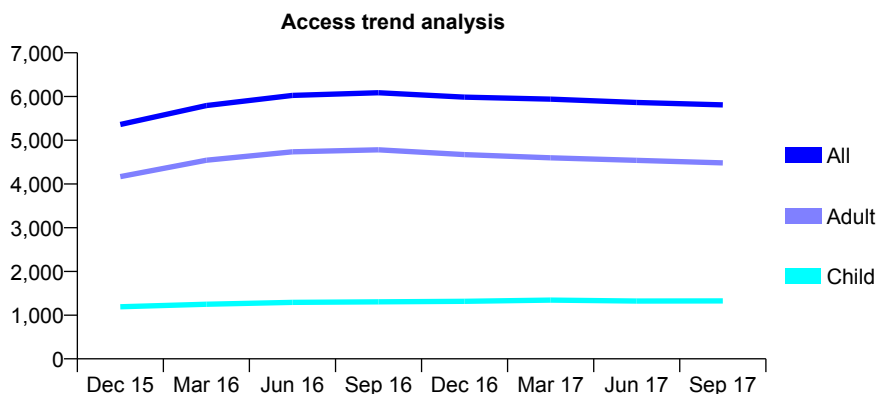
Q50 - Vital Signs At a Glance Contract Report for 139300/0001 - September 2017

Name or company name	Grassington Dental Care Ltd
Contract type name	GDS Contract
Purpose of contract	General
Contract start date	01/07/2014
Contract end date	

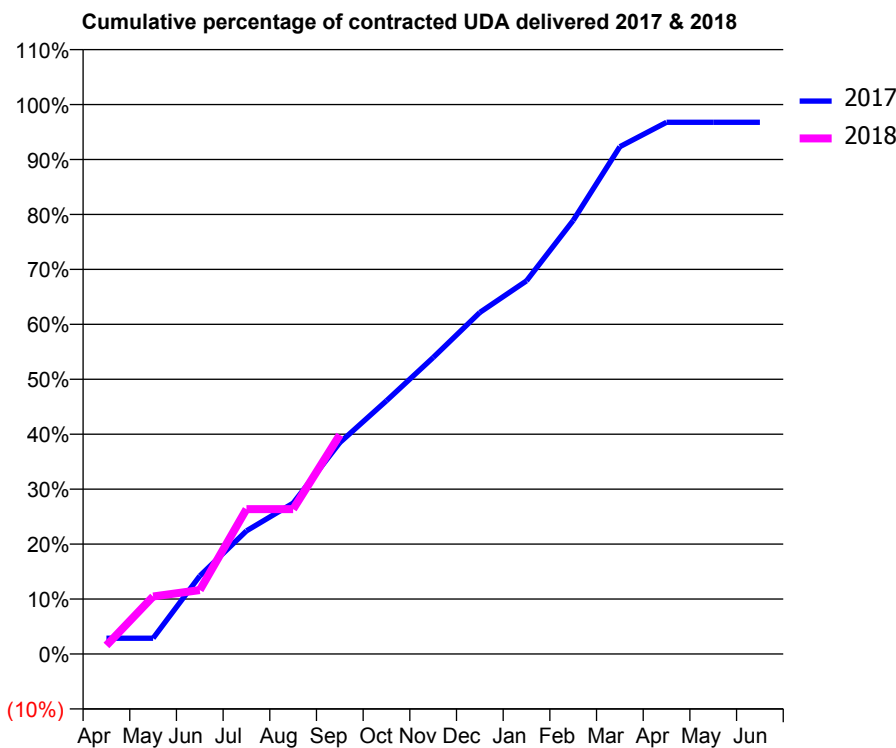
17/18 Contracted general activity (UDA)	16,308
Carry forward general activity (UDA)	0
17/18 Contracted orthodontic activity (UOA)	0
Carry forward orthodontic activity (UOA)	0
Baseline contract value	£440,495.88

ACCESS*

Patients seen in 24 months	Total	Change since previous quarter
Quarter ending September 2016	6,085	
Quarter ending December 2016	5,987	↓
Quarter ending March 2017	5,941	→
Quarter ending June 2017	5,864	↓
Quarter ending September 2017	5,809	→
Variance since September 2016	(4.5%)	↓



ACTIVITY



Month	Adjusted Scheduled Activity (UDA)	
	2017	2018
April	470	254
May	470	1,710
June	2,318	1,899
July	3,656	4,300
August	4,479	4,300
September	6,274	6,503
October	7,517	
November	8,799	
December	10,138	
January	11,074	
February	12,870	
March	15,057	
April	15,780	
May	15,780	
June	15,780	

QUALITY

	Quantity	Base Number	Contract	AT	Region	England
% of FP17s for the same patient ID Re-attending within 3 months - Children	70	1,076	6.5%	9.6%	12.8%	11.9%
% of FP17s for the same patient ID Re-attending within 3 months - Adults	491	3,023	16.2%	13.4%	16.5%	15.9%
% of FP17s for the same patient ID Re-attending between 3 & 9 months - Children	761	1,076	70.7%	63.9%	59.7%	58.1%
% of FP17s for the same patient ID Re-attending between 3 & 9 months - Adults	1,691	3,023	55.9%	55.5%	53.0%	50.6%
% of FP17s for Band 1 Urgent Courses	410	3,712	11.0%	7.4%	9.2%	9.1%
% of FP17s Relating to Free Repair or Replacements	36	3,712	1.0%	0.9%	1.0%	0.8%
% of FP17s Relating to Continuations	59	3,712	1.6%	1.2%	1.2%	1.1%
% of Patients satisfied with the dentistry they have received	9	9	N/A	92.1%	91.6%	91.4%
% of Patients satisfied with the time they had to wait for an appointment	9	9	N/A	88.7%	88.1%	87.7%

* This is based on patients treated on this contract for their most recent course of treatment. Figures in italics indicate the base number of FP17s or Patient Questionnaire responses are less than 100. N/A is shown where the base number of responses is less than 10 during the period. % is calculated as Quantity/Base number*100

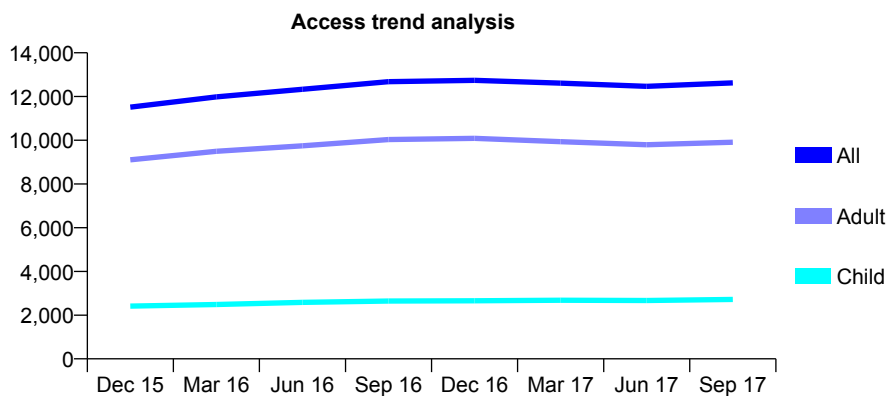
Q50 - Vital Signs At a Glance Contract Report for 142921/0001 - September 2017

Name or company name	Andrew Burnell
Contract type name	PDS Contract
Purpose of contract	General
Contract start date	01/06/2010
Contract end date	31/03/2018

17/18 Contracted general activity (UDA)	36,200
Carry forward general activity (UDA)	0
17/18 Contracted orthodontic activity (UOA)	0
Carry forward orthodontic activity (UOA)	0
Baseline contract value	£1,293,892.11

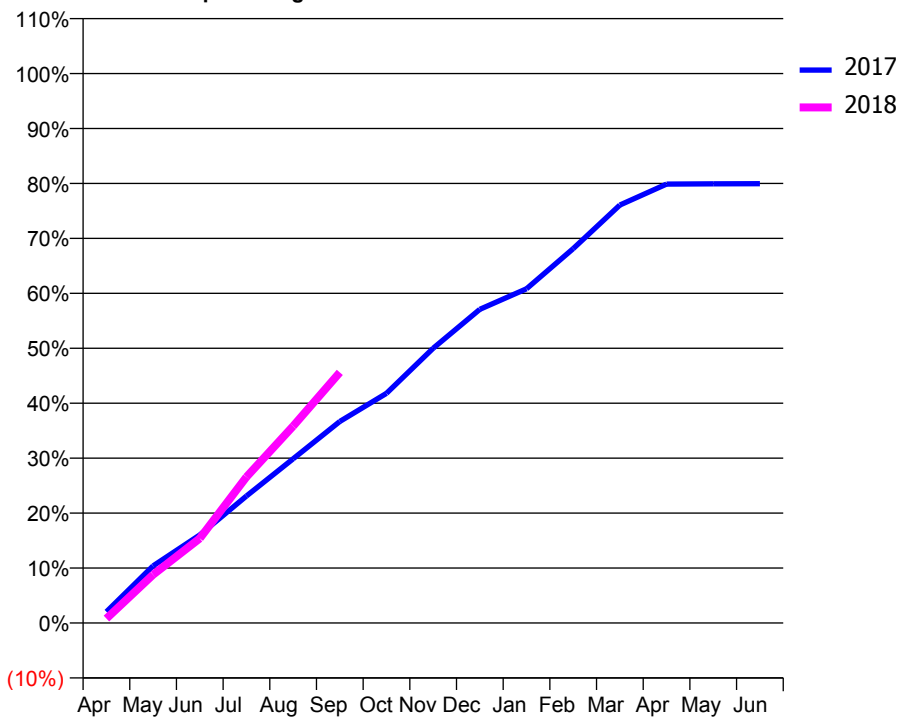
ACCESS*

Patients seen in 24 months	Total	Change since previous quarter
Quarter ending September 2016	12,679	
Quarter ending December 2016	12,741	→
Quarter ending March 2017	12,613	↓
Quarter ending June 2017	12,463	↓
Quarter ending September 2017	12,627	→
Variance since September 2016	(0.4%)	→



ACTIVITY

Cumulative percentage of contracted UDA delivered 2017 & 2018



Month	Adjusted Scheduled Activity (UDA)	
	2017	2018
April	922	296
May	4,657	3,183
June	7,186	5,570
July	10,355	9,622
August	13,393	12,967
September	16,441	16,509
October	18,735	
November	22,409	
December	25,586	
January	27,264	
February	30,537	
March	34,093	
April	35,795	
May	35,814	
June	35,825	

QUALITY

	Quantity	Base Number	Contract	AT	Region	England
% of FP17s for the same patient ID Re-attending within 3 months - Children	193	1,655	11.7%	9.6%	12.8%	11.9%
% of FP17s for the same patient ID Re-attending within 3 months - Adults	1,101	5,731	19.2%	13.4%	16.5%	15.9%
% of FP17s for the same patient ID Re-attending between 3 & 9 months - Children	658	1,655	39.8%	63.9%	59.7%	58.1%
% of FP17s for the same patient ID Re-attending between 3 & 9 months - Adults	1,878	5,731	32.8%	55.5%	53.0%	50.6%
% of FP17s for Band 1 Urgent Courses	1,724	6,789	25.4%	7.4%	9.2%	9.1%
% of FP17s Relating to Free Repair or Replacements	24	6,789	0.4%	0.9%	1.0%	0.8%
% of FP17s Relating to Continuations	130	6,789	1.9%	1.2%	1.2%	1.1%
% of Patients satisfied with the dentistry they have received	17	20	85.0%	92.1%	91.6%	91.4%
% of Patients satisfied with the time they had to wait for an appointment	20	20	100.0%	88.7%	88.1%	87.7%

* This is based on patients treated on this contract for their most recent course of treatment. Figures in italics indicate the base number of FP17s or Patient Questionnaire responses are less than 100. N/A is shown where the base number of responses is less than 10 during the period. % is calculated as Quantity/Base number*100

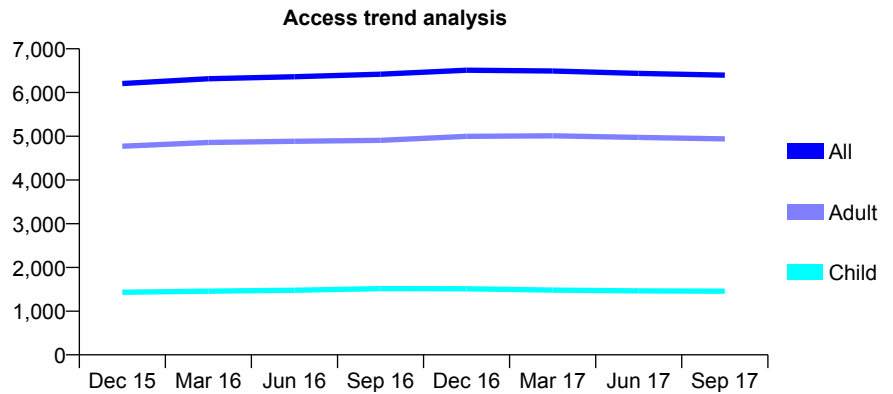
Q50 - Vital Signs At a Glance Contract Report for 143332/0001 - September 2017

Name or company name	Cleethorpes Dental Practice Limited
Contract type name	GDS Contract
Purpose of contract	General
Contract start date	01/07/2012
Contract end date	

17/18 Contracted general activity (UDA)	21,404
Carry forward general activity (UDA)	0
17/18 Contracted orthodontic activity (UOA)	0
Carry forward orthodontic activity (UOA)	0
Baseline contract value	£709,410.78

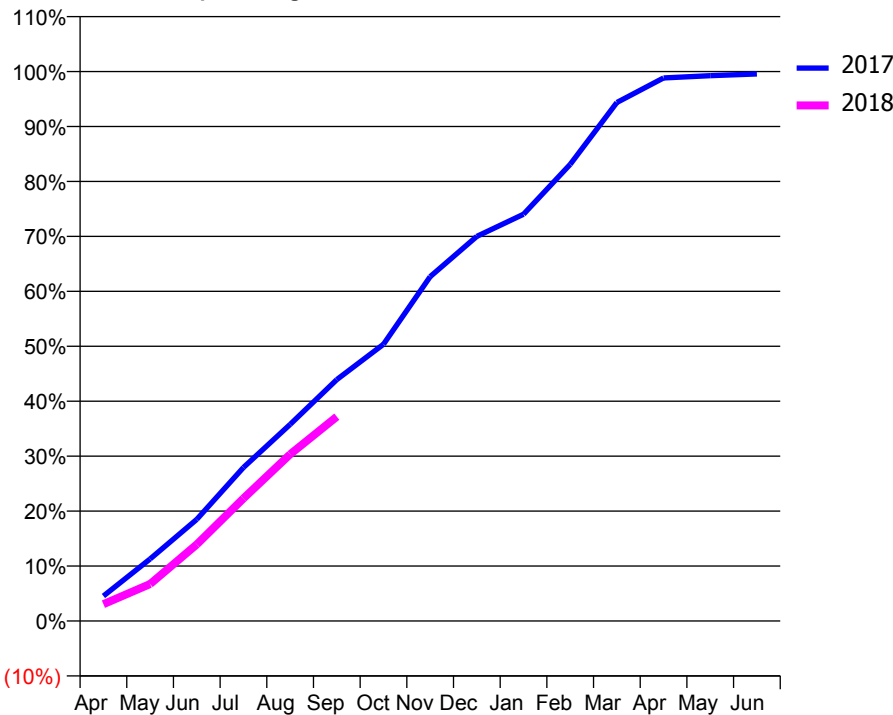
ACCESS*

Patients seen in 24 months	Total	Change since previous quarter
Quarter ending September 2016	6,418	
Quarter ending December 2016	6,510	→
Quarter ending March 2017	6,491	→
Quarter ending June 2017	6,438	→
Quarter ending September 2017	6,398	→
Variance since September 2016	(0.3%)	→



ACTIVITY

Cumulative percentage of contracted UDA delivered 2017 & 2018



Month	Adjusted Scheduled Activity (UDA)	
	2017	2018
April	974	655
May	2,416	1,443
June	3,959	2,983
July	5,983	4,775
August	7,656	6,497
September	9,402	7,959
October	10,778	
November	13,412	
December	14,981	
January	15,844	
February	17,785	
March	20,195	
April	21,152	
May	21,242	
June	21,308	

QUALITY

	Quantity	Base Number	Contract	AT	Region	England
% of FP17s for the same patient ID Re-attending within 3 months - Children	107	1,015	10.5%	9.6%	12.8%	11.9%
% of FP17s for the same patient ID Re-attending within 3 months - Adults	544	3,236	16.8%	13.4%	16.5%	15.9%
% of FP17s for the same patient ID Re-attending between 3 & 9 months - Children	572	1,015	56.4%	63.9%	59.7%	58.1%
% of FP17s for the same patient ID Re-attending between 3 & 9 months - Adults	1,712	3,236	52.9%	55.5%	53.0%	50.6%
% of FP17s for Band 1 Urgent Courses	210	3,834	5.5%	7.4%	9.2%	9.1%
% of FP17s Relating to Free Repair or Replacements	86	3,834	2.2%	0.9%	1.0%	0.8%
% of FP17s Relating to Continuations	83	3,834	2.2%	1.2%	1.2%	1.1%
% of Patients satisfied with the dentistry they have received	11	11	100.0%	92.1%	91.6%	91.4%
% of Patients satisfied with the time they had to wait for an appointment	11	11	100.0%	88.7%	88.1%	87.7%

* This is based on patients treated on this contract for their most recent course of treatment. Figures in italics indicate the base number of FP17s or Patient Questionnaire responses are less than 100. N/A is shown where the base number of responses is less than 10 during the period. % is calculated as Quantity/Base number*100

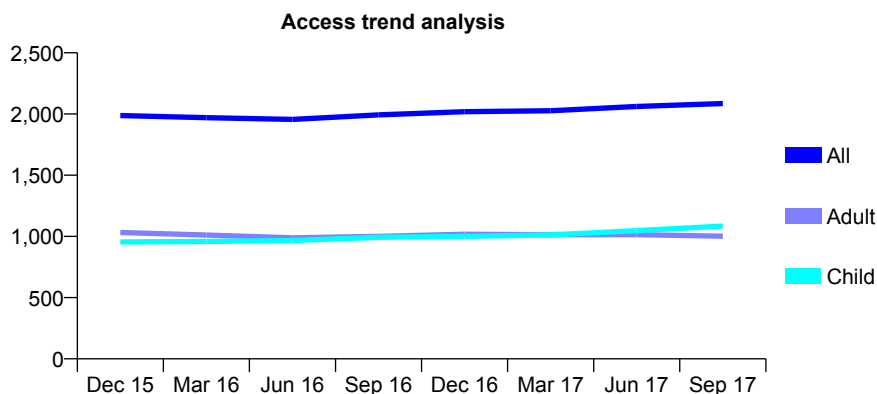
Q50 - Vital Signs At a Glance Contract Report for 143464/0001 - September 2017

Name or company name	The Dental Health Practice Ltd.
Contract type name	GDS Contract
Purpose of contract	General and Orthodontic
Contract start date	01/01/2009
Contract end date	

17/18 Contracted general activity (UDA)	5,931
Carry forward general activity (UDA)	0
17/18 Contracted orthodontic activity (UOA)	585
Carry forward orthodontic activity (UOA)	0
Baseline contract value	£225,454.18

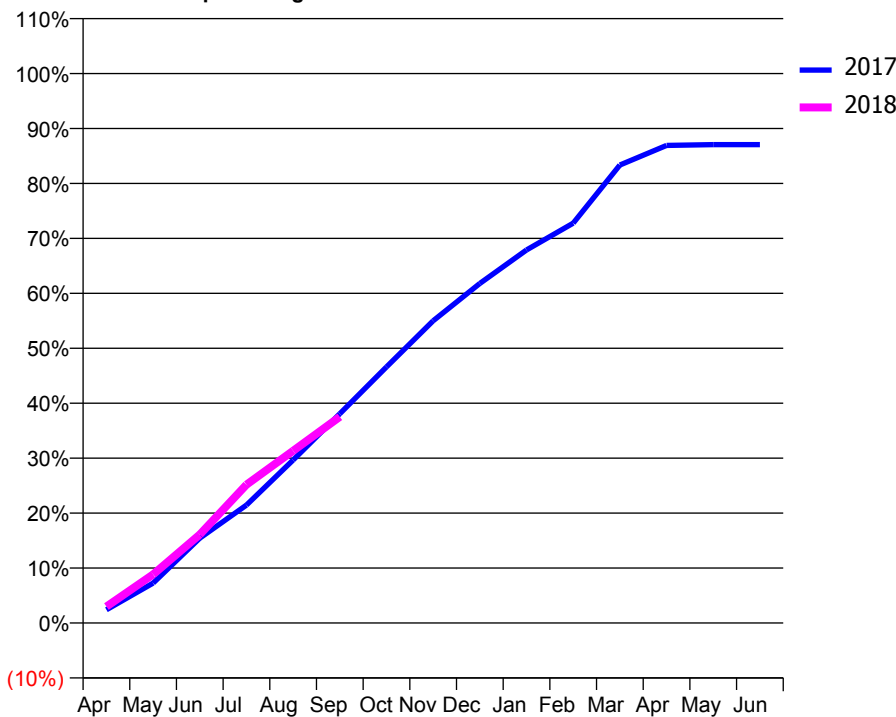
ACCESS*

Patients seen in 24 months	Total	Change since previous quarter
Quarter ending September 2016	1,993	
Quarter ending December 2016	2,019	→
Quarter ending March 2017	2,027	→
Quarter ending June 2017	2,062	→
Quarter ending September 2017	2,086	→
Variance since September 2016	4.7%	↑



ACTIVITY

Cumulative percentage of contracted UDA delivered 2017 & 2018



Adjusted Scheduled Activity (UDA)

Month	2017	2018
April	143	177
May	430	524
June	916	955
July	1,273	1,493
August	1,759	1,859
September	2,259	2,226
October	2,765	
November	3,262	
December	3,664	
January	4,027	
February	4,315	
March	4,943	
April	5,155	
May	5,163	
June	5,163	

QUALITY

	Quantity	Base Number	Contract	AT	Region	England
% of FP17s for the same patient ID Re-attending within 3 months - Children	73	844	8.6%	9.6%	12.8%	11.9%
% of FP17s for the same patient ID Re-attending within 3 months - Adults	78	633	12.3%	13.4%	16.5%	15.9%
% of FP17s for the same patient ID Re-attending between 3 & 9 months - Children	520	844	61.6%	63.9%	59.7%	58.1%
% of FP17s for the same patient ID Re-attending between 3 & 9 months - Adults	394	633	62.2%	55.5%	53.0%	50.6%
% of FP17s for Band 1 Urgent Courses	51	1,317	3.9%	7.4%	9.2%	9.1%
% of FP17s Relating to Free Repair or Replacements	4	1,317	0.3%	0.9%	1.0%	0.8%
% of FP17s Relating to Continuations	2	1,317	0.2%	1.2%	1.2%	1.1%
% of Patients satisfied with the dentistry they have received	5	5	N/A	92.1%	91.6%	91.4%
% of Patients satisfied with the time they had to wait for an appointment	5	5	N/A	88.7%	88.1%	87.7%

* This is based on patients treated on this contract for their most recent course of treatment. Figures in italics indicate the base number of FP17s or Patient Questionnaire responses are less than 100. N/A is shown where the base number of responses is less than 10 during the period. % is calculated as Quantity/Base number*100

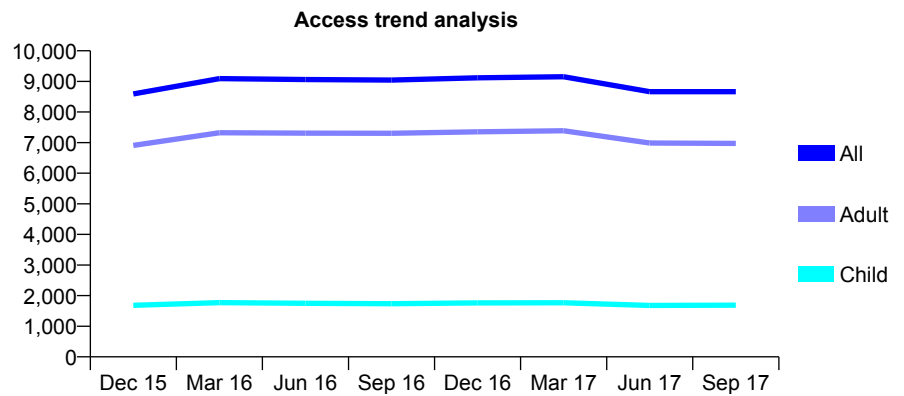
Q50 - Vital Signs At a Glance Contract Report for 143782/0001 - September 2017

Name or company name	HAVELOCK DENTAL PRACTICE
Contract type name	GDS Contract
Purpose of contract	General
Contract start date	01/04/2013
Contract end date	

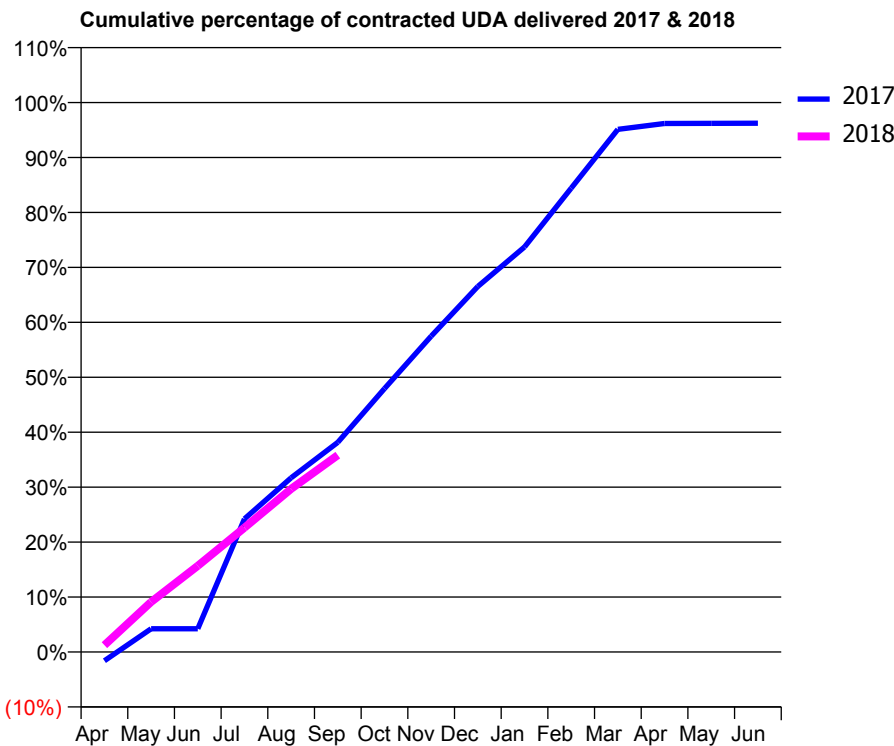
17/18 Contracted general activity (UDA)	23,860
Carry forward general activity (UDA)	0
17/18 Contracted orthodontic activity (UOA)	0
Carry forward orthodontic activity (UOA)	0
Baseline contract value	£751,722.25

ACCESS*

Patients seen in 24 months	Total	Change since previous quarter
Quarter ending September 2016	9,044	
Quarter ending December 2016	9,117	→
Quarter ending March 2017	9,153	→
Quarter ending June 2017	8,666	↓
Quarter ending September 2017	8,664	→
Variance since September 2016	(4.2%)	↓



ACTIVITY



Month	Adjusted Scheduled Activity (UDA)	
	2017	2018
April	-386	296
May	1,010	2,175
June	1,010	3,745
July	5,782	5,396
August	7,565	7,087
September	9,102	8,550
October	11,438	
November	13,712	
December	15,874	
January	17,588	
February	20,142	
March	22,693	
April	22,950	
May	22,953	
June	22,960	

QUALITY

	Quantity	Base Number	Contract	AT	Region	England
% of FP17s for the same patient ID Re-attending within 3 months - Children	52	910	5.7%	9.6%	12.8%	11.9%
% of FP17s for the same patient ID Re-attending within 3 months - Adults	387	3,367	11.5%	13.4%	16.5%	15.9%
% of FP17s for the same patient ID Re-attending between 3 & 9 months - Children	414	910	45.5%	63.9%	59.7%	58.1%
% of FP17s for the same patient ID Re-attending between 3 & 9 months - Adults	1,250	3,367	37.1%	55.5%	53.0%	50.6%
% of FP17s for Band 1 Urgent Courses	418	4,130	10.1%	7.4%	9.2%	9.1%
% of FP17s Relating to Free Repair or Replacements	24	4,130	0.6%	0.9%	1.0%	0.8%
% of FP17s Relating to Continuations	55	4,130	1.3%	1.2%	1.2%	1.1%
% of Patients satisfied with the dentistry they have received	34	37	91.9%	92.1%	91.6%	91.4%
% of Patients satisfied with the time they had to wait for an appointment	33	37	89.2%	88.7%	88.1%	87.7%

* This is based on patients treated on this contract for their most recent course of treatment. Figures in italics indicate the base number of FP17s or Patient Questionnaire responses are less than 100. N/A is shown where the base number of responses is less than 10 during the period. % is calculated as Quantity/Base number*100

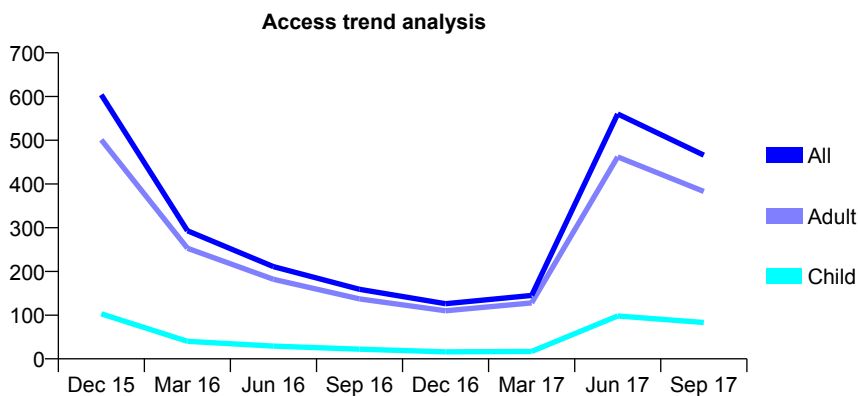
Q50 - Vital Signs At a Glance Contract Report for 143782/0002 - September 2017

Name or company name	HAVELOCK DENTAL PRACTICE
Contract type name	GDS Contract
Purpose of contract	General
Contract start date	01/04/2013
Contract end date	

17/18 Contracted general activity (UDA)	2,446
Carry forward general activity (UDA)	0
17/18 Contracted orthodontic activity (UOA)	0
Carry forward orthodontic activity (UOA)	0
Baseline contract value	£65,980.51

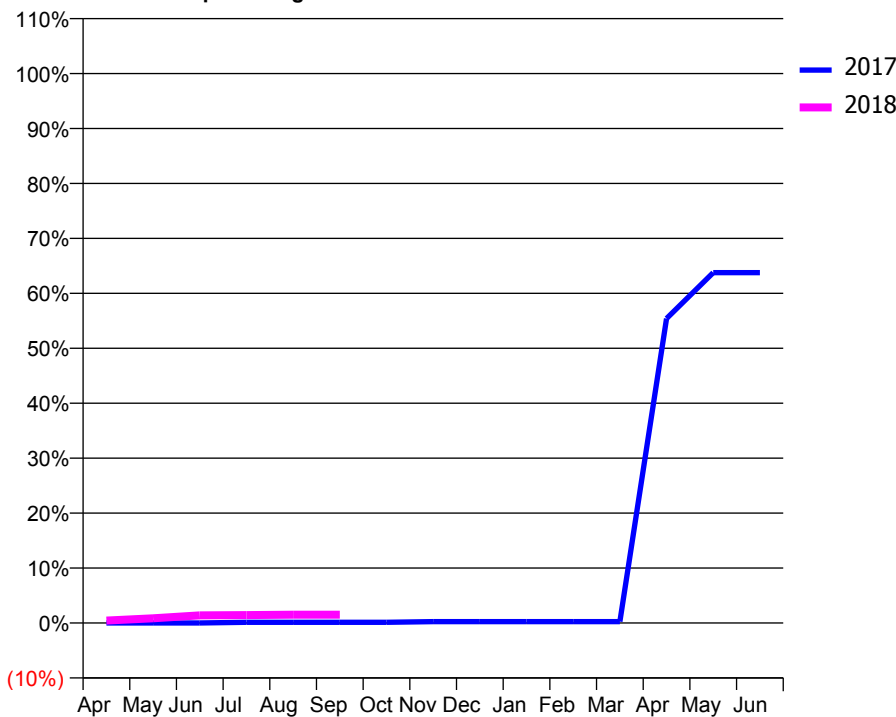
ACCESS*

Patients seen in 24 months	Total	Change since previous quarter
Quarter ending September 2016	159	
Quarter ending December 2016	126	↓
Quarter ending March 2017	145	↑
Quarter ending June 2017	560	↑
Quarter ending September 2017	466	↓
Variance since September 2016	193.1%	↑



ACTIVITY

Cumulative percentage of contracted UDA delivered 2017 & 2018



Adjusted Scheduled Activity (UDA)

Month	2017	2018
April	0	11
May	0	21
June	0	34
July	3	35
August	3	37
September	3	37
October	3	
November	6	
December	6	
January	6	
February	6	
March	6	
April	1,355	
May	1,559	
June	1,559	

QUALITY

	Quantity	Base Number	Contract	AT	Region	England
% of FP17s for the same patient ID Re-attending within 3 months - Children	2	108	1.9%	9.6%	12.8%	11.9%
% of FP17s for the same patient ID Re-attending within 3 months - Adults	6	548	1.1%	13.4%	16.5%	15.9%
% of FP17s for the same patient ID Re-attending between 3 & 9 months - Children	0	108	0.0%	63.9%	59.7%	58.1%
% of FP17s for the same patient ID Re-attending between 3 & 9 months - Adults	1	548	0.2%	55.5%	53.0%	50.6%
% of FP17s for Band 1 Urgent Courses	1	14	7.1%	7.4%	9.2%	9.1%
% of FP17s Relating to Free Repair or Replacements	0	14	0.0%	0.9%	1.0%	0.8%
% of FP17s Relating to Continuations	2	14	14.3%	1.2%	1.2%	1.1%
% of Patients satisfied with the dentistry they have received	2	2	N/A	92.1%	91.6%	91.4%
% of Patients satisfied with the time they had to wait for an appointment	1	2	N/A	88.7%	88.1%	87.7%

* This is based on patients treated on this contract for their most recent course of treatment. Figures in italics indicate the base number of FP17s or Patient Questionnaire responses are less than 100. N/A is shown where the base number of responses is less than 10 during the period. % is calculated as Quantity/Base number*100

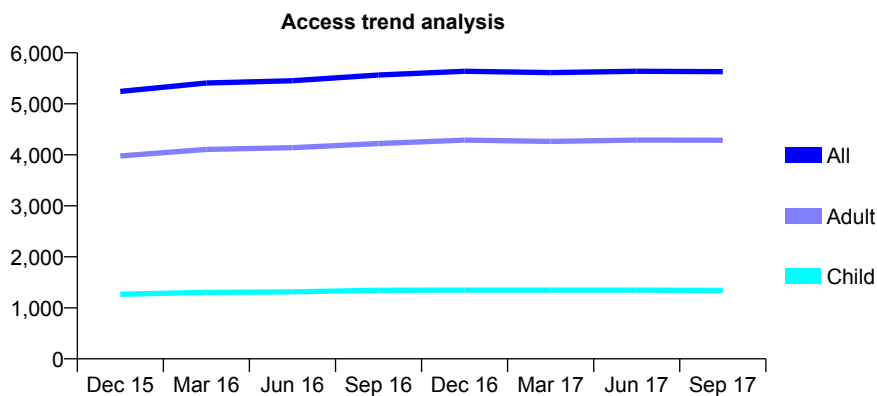
Q50 - Vital Signs At a Glance Contract Report for 145777/0001 - September 2017

Name or company name	Burnby Lane Dental Practice
Contract type name	GDS Contract
Purpose of contract	General
Contract start date	28/03/2014
Contract end date	

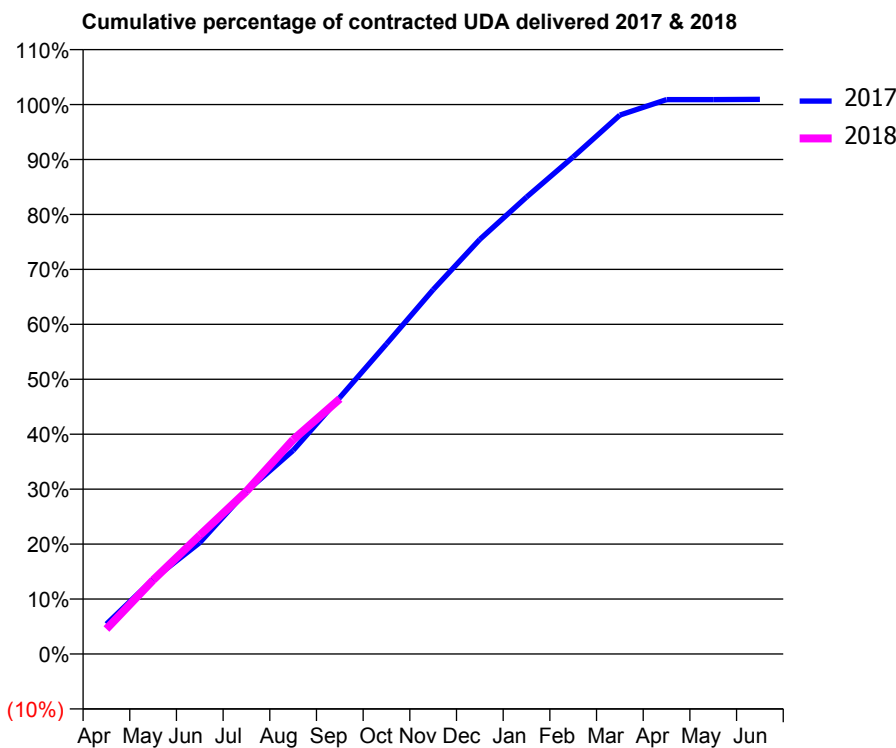
17/18 Contracted general activity (UDA)	14,520
Carry forward general activity (UDA)	0
17/18 Contracted orthodontic activity (UOA)	0
Carry forward orthodontic activity (UOA)	0
Baseline contract value	£417,329.91

ACCESS*

Patients seen in 24 months	Total	Change since previous quarter
Quarter ending September 2016	5,566	
Quarter ending December 2016	5,637	→
Quarter ending March 2017	5,613	→
Quarter ending June 2017	5,639	→
Quarter ending September 2017	5,630	→
Variance since September 2016	1.1%	→



ACTIVITY



Month	Adjusted Scheduled Activity (UDA)	
	2017	2018
April	789	659
May	1,976	1,955
June	2,944	3,138
July	4,301	4,300
August	5,377	5,665
September	6,779	6,742
October	8,192	
November	9,628	
December	10,955	
January	12,075	
February	13,134	
March	14,241	
April	14,650	
May	14,649	
June	14,655	

QUALITY

	Quantity	Base Number	Contract	AT	Region	England
% of FP17s for the same patient ID Re-attending within 3 months - Children	52	1,153	4.5%	9.6%	12.8%	11.9%
% of FP17s for the same patient ID Re-attending within 3 months - Adults	351	2,831	12.4%	13.4%	16.5%	15.9%
% of FP17s for the same patient ID Re-attending between 3 & 9 months - Children	773	1,153	67.0%	63.9%	59.7%	58.1%
% of FP17s for the same patient ID Re-attending between 3 & 9 months - Adults	1,371	2,831	48.4%	55.5%	53.0%	50.6%
% of FP17s for Band 1 Urgent Courses	227	3,733	6.1%	7.4%	9.2%	9.1%
% of FP17s Relating to Free Repair or Replacements	56	3,733	1.5%	0.9%	1.0%	0.8%
% of FP17s Relating to Continuations	44	3,733	1.2%	1.2%	1.2%	1.1%
% of Patients satisfied with the dentistry they have received	18	18	100.0%	92.1%	91.6%	91.4%
% of Patients satisfied with the time they had to wait for an appointment	16	18	88.9%	88.7%	88.1%	87.7%

* This is based on patients treated on this contract for their most recent course of treatment. Figures in italics indicate the base number of FP17s or Patient Questionnaire responses are less than 100. N/A is shown where the base number of responses is less than 10 during the period. % is calculated as Quantity/Base number*100

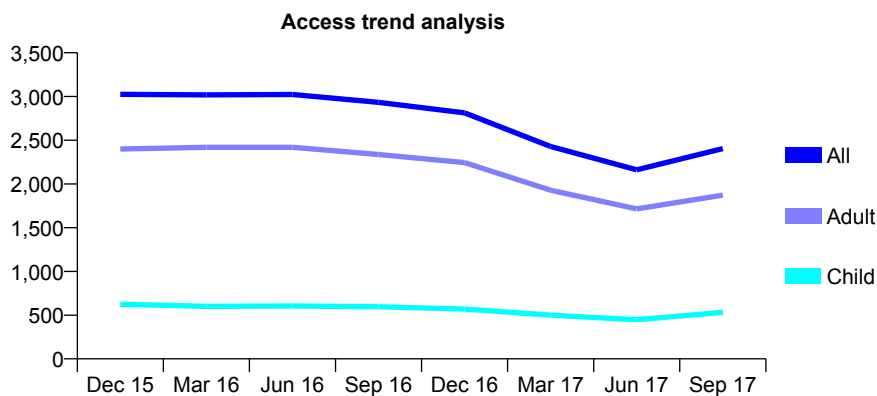
Q50 - Vital Signs At a Glance Contract Report for 146269/0001 - September 2017

Name or company name	Ishak Practices Ltd
Contract type name	GDS Contract
Purpose of contract	General
Contract start date	01/04/2011
Contract end date	

17/18 Contracted general activity (UDA)	16,000
Carry forward general activity (UDA)	0
17/18 Contracted orthodontic activity (UOA)	0
Carry forward orthodontic activity (UOA)	0
Baseline contract value	£433,886.71

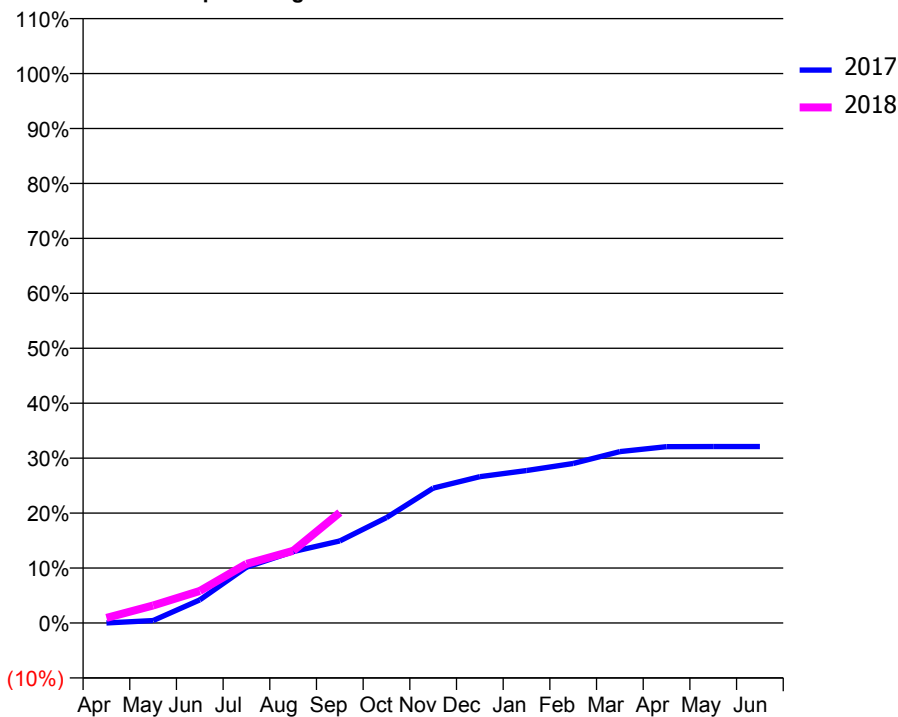
ACCESS*

Patients seen in 24 months	Total	Change since previous quarter
Quarter ending September 2016	2,933	
Quarter ending December 2016	2,813	↓
Quarter ending March 2017	2,428	↓
Quarter ending June 2017	2,162	↓
Quarter ending September 2017	2,404	↑
Variance since September 2016	(18.0%)	↓



ACTIVITY

Cumulative percentage of contracted UDA delivered 2017 & 2018



Month	Adjusted Scheduled Activity (UDA)	
	2017	2018
April	0	148
May	74	512
June	674	934
July	1,624	1,724
August	2,078	2,101
September	2,390	3,215
October	3,068	
November	3,927	
December	4,260	
January	4,441	
February	4,647	
March	4,991	
April	5,136	
May	5,138	
June	5,140	

QUALITY

	Quantity	Base Number	Contract	AT	Region	England
% of FP17s for the same patient ID Re-attending within 3 months - Children	34	388	8.8%	9.6%	12.8%	11.9%
% of FP17s for the same patient ID Re-attending within 3 months - Adults	127	933	13.6%	13.4%	16.5%	15.9%
% of FP17s for the same patient ID Re-attending between 3 & 9 months - Children	144	388	37.1%	63.9%	59.7%	58.1%
% of FP17s for the same patient ID Re-attending between 3 & 9 months - Adults	253	933	27.1%	55.5%	53.0%	50.6%
% of FP17s for Band 1 Urgent Courses	91	1,266	7.2%	7.4%	9.2%	9.1%
% of FP17s Relating to Free Repair or Replacements	2	1,266	0.2%	0.9%	1.0%	0.8%
% of FP17s Relating to Continuations	50	1,266	3.9%	1.2%	1.2%	1.1%
% of Patients satisfied with the dentistry they have received	3	5	N/A	92.1%	91.6%	91.4%
% of Patients satisfied with the time they had to wait for an appointment	5	5	N/A	88.7%	88.1%	87.7%

* This is based on patients treated on this contract for their most recent course of treatment. Figures in italics indicate the base number of FP17s or Patient Questionnaire responses are less than 100. N/A is shown where the base number of responses is less than 10 during the period. % is calculated as Quantity/Base number*100

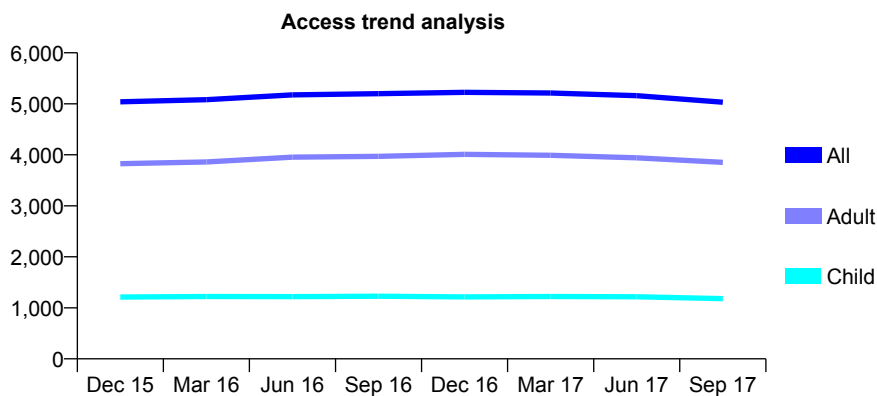
Q50 - Vital Signs At a Glance Contract Report for 146293/0001 - September 2017

Name or company name	Willerby Dental Care
Contract type name	GDS Contract
Purpose of contract	General
Contract start date	01/04/2009
Contract end date	

17/18 Contracted general activity (UDA)	12,500
Carry forward general activity (UDA)	0
17/18 Contracted orthodontic activity (UOA)	0
Carry forward orthodontic activity (UOA)	0
Baseline contract value	£403,388.07

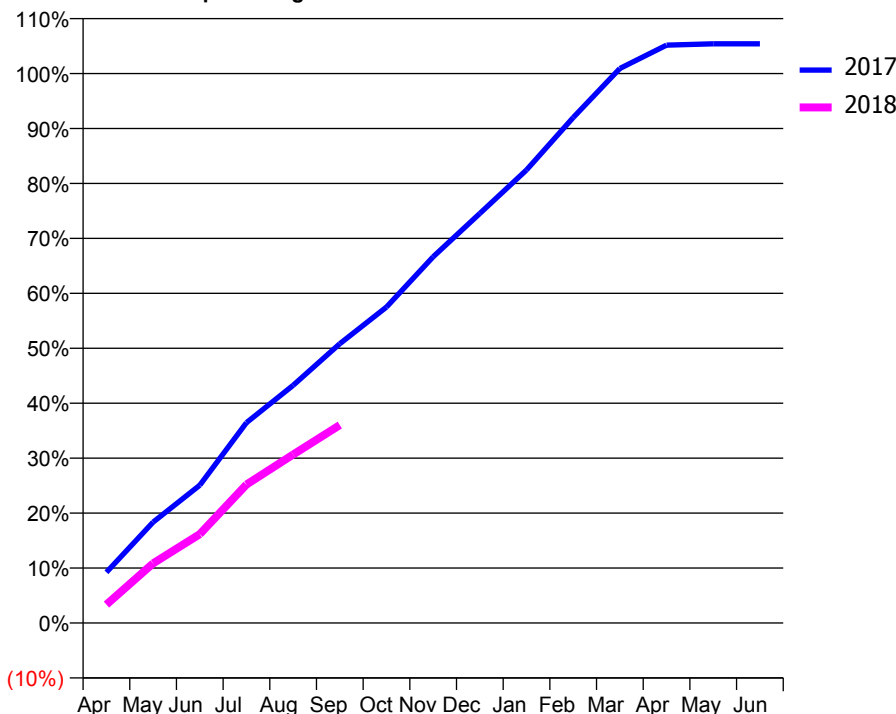
ACCESS*

Patients seen in 24 months	Total	Change since previous quarter
Quarter ending September 2016	5,198	
Quarter ending December 2016	5,224	→
Quarter ending March 2017	5,213	→
Quarter ending June 2017	5,160	↓
Quarter ending September 2017	5,032	↓
Variance since September 2016	(3.2%)	↓



ACTIVITY

Cumulative percentage of contracted UDA delivered 2017 & 2018



Month	Adjusted Scheduled Activity (UDA)	
	2017	2018
April	1,155	419
May	2,295	1,357
June	3,136	2,021
July	4,556	3,151
August	5,406	3,832
September	6,353	4,503
October	7,189	
November	8,331	
December	9,317	
January	10,306	
February	11,499	
March	12,614	
April	13,147	
May	13,175	
June	13,176	

QUALITY

	Quantity	Base Number	Contract	AT	Region	England
% of FP17s for the same patient ID Re-attending within 3 months - Children	48	824	5.8%	9.6%	12.8%	11.9%
% of FP17s for the same patient ID Re-attending within 3 months - Adults	264	2,193	12.0%	13.4%	16.5%	15.9%
% of FP17s for the same patient ID Re-attending between 3 & 9 months - Children	568	824	68.9%	63.9%	59.7%	58.1%
% of FP17s for the same patient ID Re-attending between 3 & 9 months - Adults	934	2,193	42.6%	55.5%	53.0%	50.6%
% of FP17s for Band 1 Urgent Courses	227	2,755	8.2%	7.4%	9.2%	9.1%
% of FP17s Relating to Free Repair or Replacements	11	2,755	0.4%	0.9%	1.0%	0.8%
% of FP17s Relating to Continuations	33	2,755	1.2%	1.2%	1.2%	1.1%
% of Patients satisfied with the dentistry they have received	16	18	88.9%	92.1%	91.6%	91.4%
% of Patients satisfied with the time they had to wait for an appointment	14	18	77.8%	88.7%	88.1%	87.7%

* This is based on patients treated on this contract for their most recent course of treatment. Figures in italics indicate the base number of FP17s or Patient Questionnaire responses are less than 100. N/A is shown where the base number of responses is less than 10 during the period. % is calculated as Quantity/Base number*100

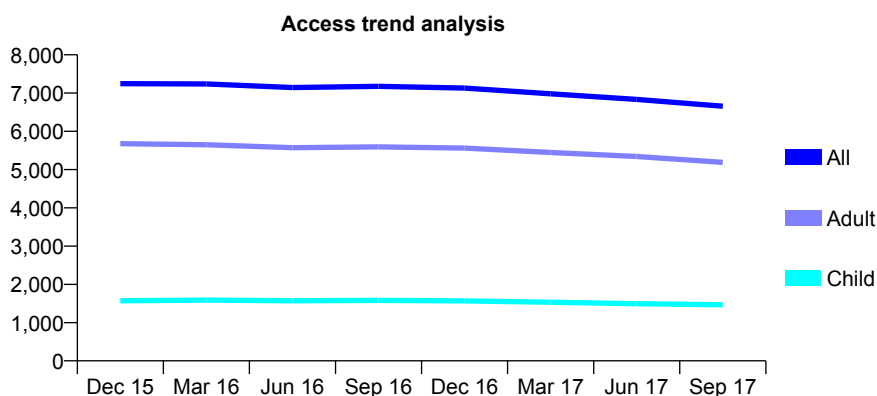
Q50 - Vital Signs At a Glance Contract Report for 148016/0001 - September 2017

Name or company name	CROMWELL DENTAL PRACTICE LIMITED
Contract type name	GDS Contract
Purpose of contract	General
Contract start date	01/01/2008
Contract end date	

17/18 Contracted general activity (UDA)	18,271
Carry forward general activity (UDA)	0
17/18 Contracted orthodontic activity (UOA)	0
Carry forward orthodontic activity (UOA)	0
Baseline contract value	£544,337.13

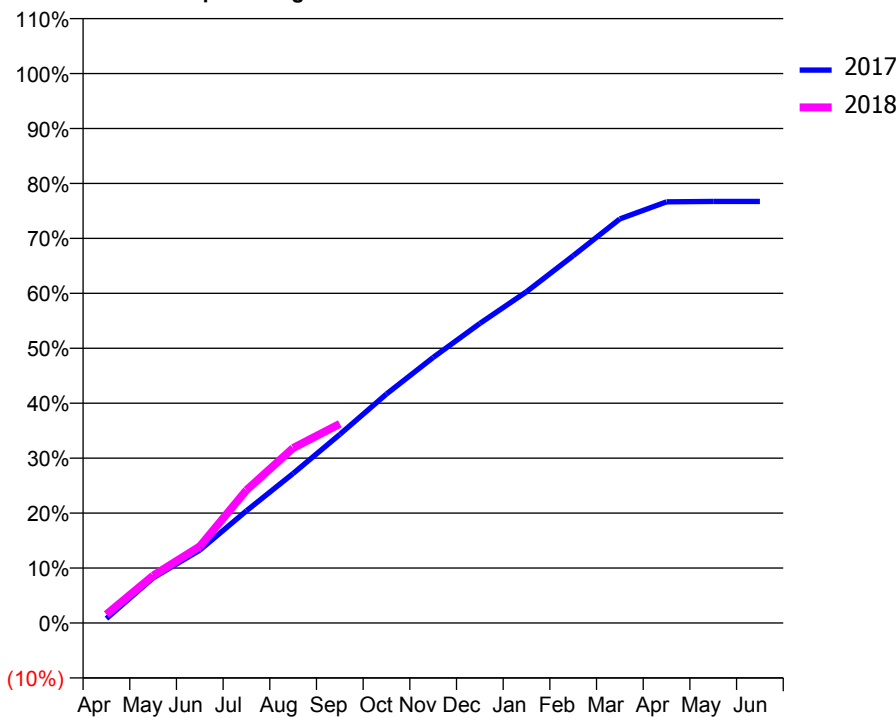
ACCESS*

Patients seen in 24 months	Total	Change since previous quarter
Quarter ending September 2016	7,174	
Quarter ending December 2016	7,129	→
Quarter ending March 2017	6,979	↓
Quarter ending June 2017	6,835	↓
Quarter ending September 2017	6,655	↓
Variance since September 2016	(7.2%)	↓



ACTIVITY

Cumulative percentage of contracted UDA delivered 2017 & 2018



Adjusted Scheduled Activity (UDA)

Month	2017	2018
April	150	285
May	1,502	1,578
June	2,422	2,548
July	3,729	4,418
August	4,971	5,819
September	6,273	6,623
October	7,614	
November	8,829	
December	9,959	
January	11,018	
February	12,214	
March	13,438	
April	14,004	
May	14,017	
June	14,017	

QUALITY

	Quantity	Base Number	Contract	AT	Region	England
% of FP17s for the same patient ID Re-attending within 3 months - Children	42	782	5.4%	9.6%	12.8%	11.9%
% of FP17s for the same patient ID Re-attending within 3 months - Adults	260	2,521	10.3%	13.4%	16.5%	15.9%
% of FP17s for the same patient ID Re-attending between 3 & 9 months - Children	420	782	53.7%	63.9%	59.7%	58.1%
% of FP17s for the same patient ID Re-attending between 3 & 9 months - Adults	954	2,521	37.8%	55.5%	53.0%	50.6%
% of FP17s for Band 1 Urgent Courses	262	3,042	8.6%	7.4%	9.2%	9.1%
% of FP17s Relating to Free Repair or Replacements	43	3,042	1.4%	0.9%	1.0%	0.8%
% of FP17s Relating to Continuations	48	3,042	1.6%	1.2%	1.2%	1.1%
% of Patients satisfied with the dentistry they have received	16	17	94.1%	92.1%	91.6%	91.4%
% of Patients satisfied with the time they had to wait for an appointment	13	17	76.5%	88.7%	88.1%	87.7%

* This is based on patients treated on this contract for their most recent course of treatment. Figures in italics indicate the base number of FP17s or Patient Questionnaire responses are less than 100. N/A is shown where the base number of responses is less than 10 during the period. % is calculated as Quantity/Base number*100

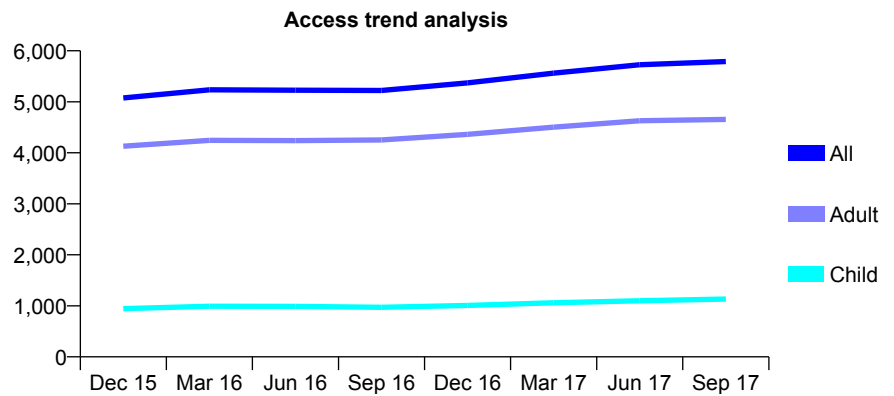
Q50 - Vital Signs At a Glance Contract Report for 149624/0001 - September 2017

Name or company name	Alpha Dental Kirkbymoorside
Contract type name	GDS Contract
Purpose of contract	General
Contract start date	01/11/2011
Contract end date	

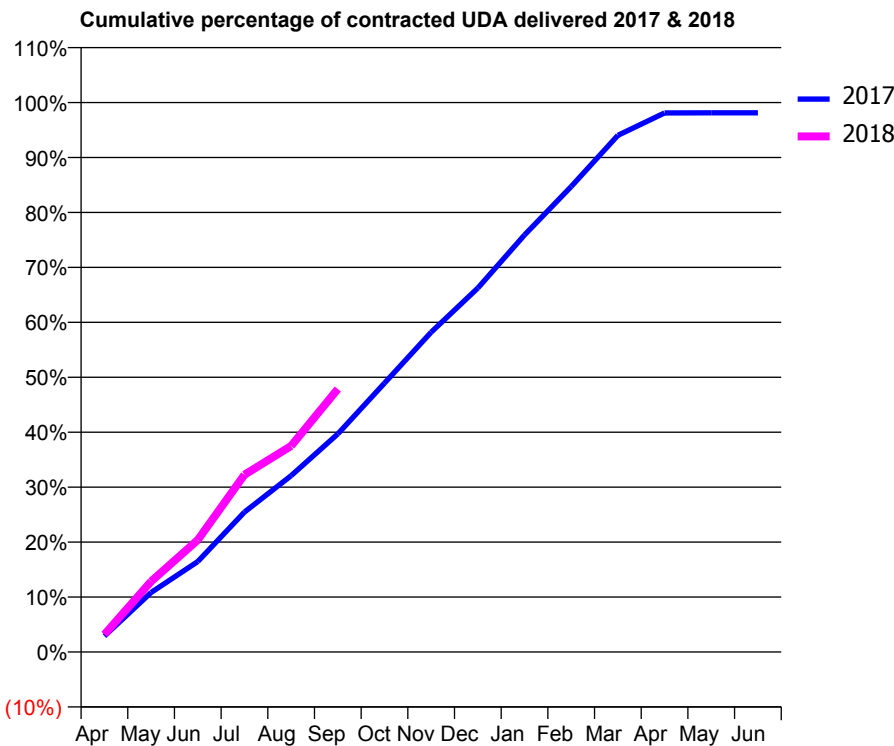
17/18 Contracted general activity (UDA)	13,809
Carry forward general activity (UDA)	0
17/18 Contracted orthodontic activity (UOA)	0
Carry forward orthodontic activity (UOA)	0
Baseline contract value	£339,813.01

ACCESS*

Patients seen in 24 months	Total	Change since previous quarter
Quarter ending September 2016	5,222	
Quarter ending December 2016	5,370	↑
Quarter ending March 2017	5,562	↑
Quarter ending June 2017	5,728	↑
Quarter ending September 2017	5,789	→
Variance since September 2016	10.9%	↑



ACTIVITY



Month	Adjusted Scheduled Activity (UDA)	
	2017	2018
April	401	442
May	1,495	1,773
June	2,275	2,818
July	3,518	4,456
August	4,431	5,177
September	5,481	6,609
October	6,756	
November	8,037	
December	9,148	
January	10,480	
February	11,695	
March	12,983	
April	13,545	
May	13,548	
June	13,548	

QUALITY

	Quantity	Base Number	Contract	AT	Region	England
% of FP17s for the same patient ID Re-attending within 3 months - Children	53	763	6.9%	9.6%	12.8%	11.9%
% of FP17s for the same patient ID Re-attending within 3 months - Adults	327	2,735	12.0%	13.4%	16.5%	15.9%
% of FP17s for the same patient ID Re-attending between 3 & 9 months - Children	350	763	45.9%	63.9%	59.7%	58.1%
% of FP17s for the same patient ID Re-attending between 3 & 9 months - Adults	1,242	2,735	45.4%	55.5%	53.0%	50.6%
% of FP17s for Band 1 Urgent Courses	89	3,027	2.9%	7.4%	9.2%	9.1%
% of FP17s Relating to Free Repair or Replacements	36	3,027	1.2%	0.9%	1.0%	0.8%
% of FP17s Relating to Continuations	44	3,027	1.5%	1.2%	1.2%	1.1%
% of Patients satisfied with the dentistry they have received	23	23	100.0%	92.1%	91.6%	91.4%
% of Patients satisfied with the time they had to wait for an appointment	22	23	95.7%	88.7%	88.1%	87.7%

* This is based on patients treated on this contract for their most recent course of treatment. Figures in italics indicate the base number of FP17s or Patient Questionnaire responses are less than 100. N/A is shown where the base number of responses is less than 10 during the period. % is calculated as Quantity/Base number*100

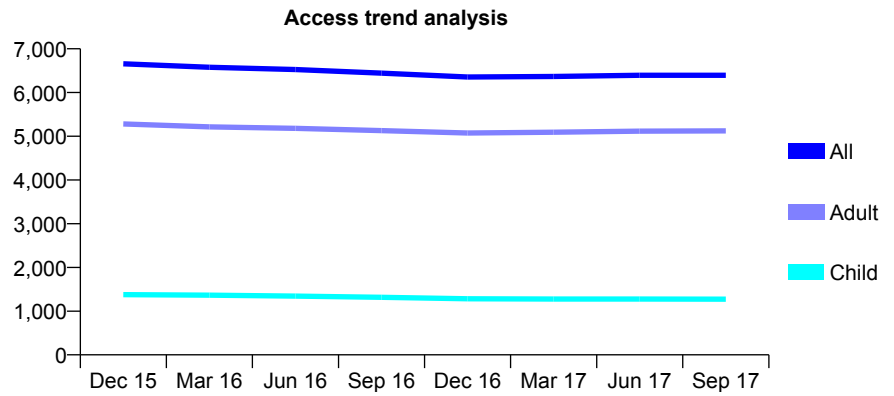
Q50 - Vital Signs At a Glance Contract Report for 149918/0001 - September 2017

Name or company name	North Park Dental Practice
Contract type name	GDS Contract
Purpose of contract	General
Contract start date	01/11/2008
Contract end date	

17/18 Contracted general activity (UDA)	16,902
Carry forward general activity (UDA)	0
17/18 Contracted orthodontic activity (UOA)	0
Carry forward orthodontic activity (UOA)	0
Baseline contract value	£431,383.46

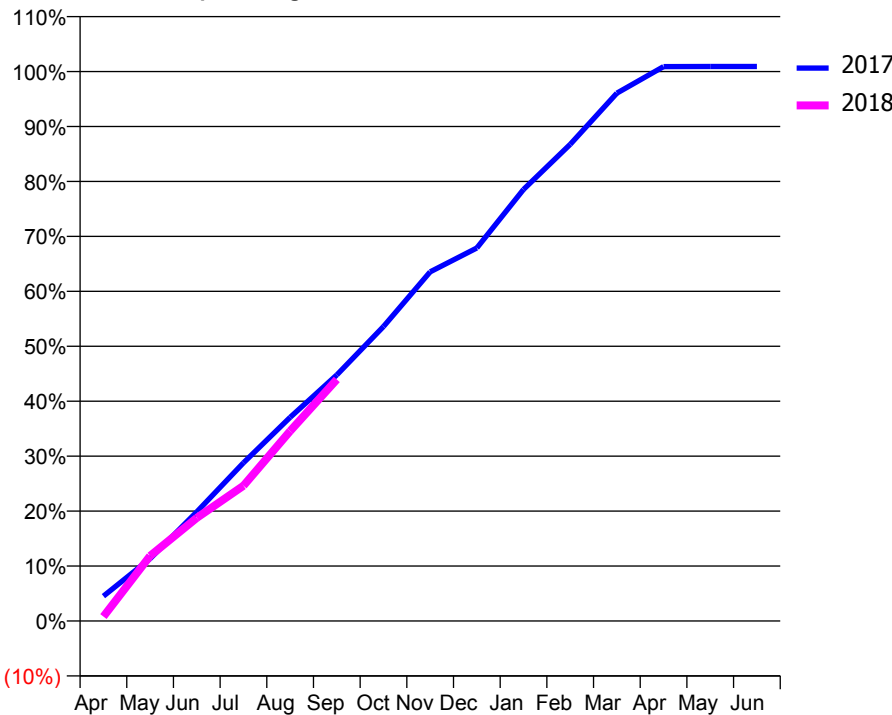
ACCESS*

Patients seen in 24 months	Total	Change since previous quarter
Quarter ending September 2016	6,443	
Quarter ending December 2016	6,356	↓
Quarter ending March 2017	6,368	→
Quarter ending June 2017	6,394	→
Quarter ending September 2017	6,394	→
Variance since September 2016	(0.8%)	→



ACTIVITY

Cumulative percentage of contracted UDA delivered 2017 & 2018



Month	Adjusted Scheduled Activity (UDA)	
	2017	2018
April	765	137
May	1,919	2,002
June	3,357	3,171
July	4,865	4,159
August	6,266	5,843
September	7,570	7,430
October	9,060	
November	10,739	
December	11,473	
January	13,275	
February	14,660	
March	16,234	
April	17,051	
May	17,057	
June	17,055	

QUALITY

	Quantity	Base Number	Contract	AT	Region	England
% of FP17s for the same patient ID Re-attending within 3 months - Children	85	1,062	8.0%	9.6%	12.8%	11.9%
% of FP17s for the same patient ID Re-attending within 3 months - Adults	572	3,932	14.5%	13.4%	16.5%	15.9%
% of FP17s for the same patient ID Re-attending between 3 & 9 months - Children	719	1,062	67.7%	63.9%	59.7%	58.1%
% of FP17s for the same patient ID Re-attending between 3 & 9 months - Adults	2,542	3,932	64.6%	55.5%	53.0%	50.6%
% of FP17s for Band 1 Urgent Courses	352	4,097	8.6%	7.4%	9.2%	9.1%
% of FP17s Relating to Free Repair or Replacements	75	4,097	1.8%	0.9%	1.0%	0.8%
% of FP17s Relating to Continuations	20	4,097	0.5%	1.2%	1.2%	1.1%
% of Patients satisfied with the dentistry they have received	53	55	96.4%	92.1%	91.6%	91.4%
% of Patients satisfied with the time they had to wait for an appointment	50	55	90.9%	88.7%	88.1%	87.7%

* This is based on patients treated on this contract for their most recent course of treatment. Figures in italics indicate the base number of FP17s or Patient Questionnaire responses are less than 100. N/A is shown where the base number of responses is less than 10 during the period. % is calculated as Quantity/Base number*100

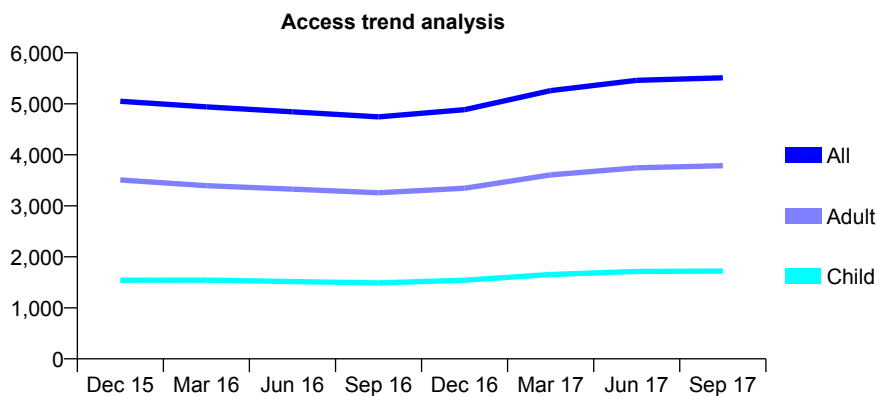
Q50 - Vital Signs At a Glance Contract Report for 150118/0001 - September 2017

Name or company name	Alpha Dental Studio
Contract type name	GDS Contract
Purpose of contract	General
Contract start date	01/10/2008
Contract end date	

17/18 Contracted general activity (UDA)	13,000
Carry forward general activity (UDA)	0
17/18 Contracted orthodontic activity (UOA)	0
Carry forward orthodontic activity (UOA)	0
Baseline contract value	£336,331.36

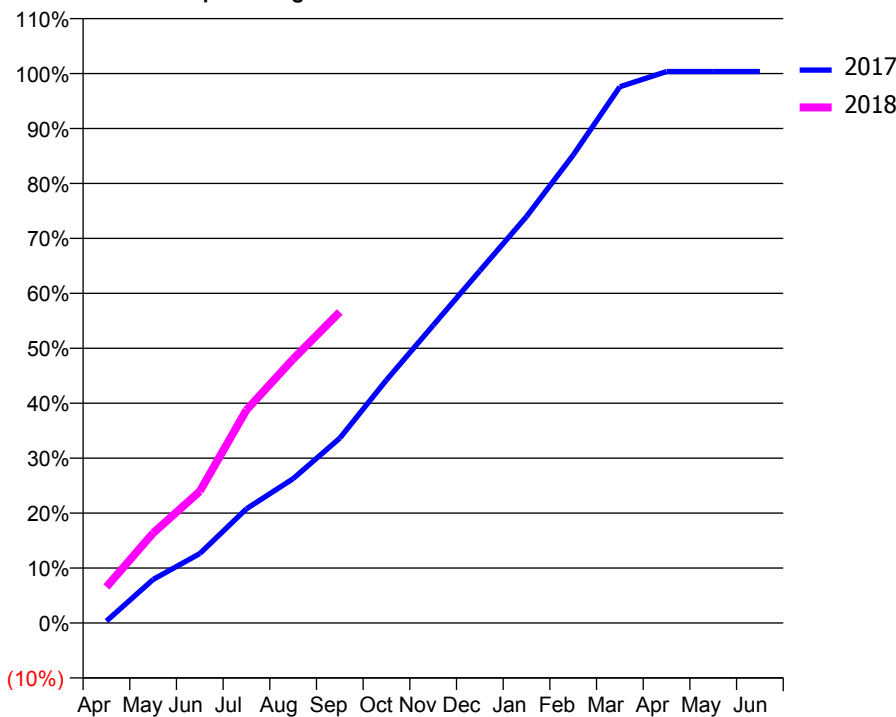
ACCESS*

Patients seen in 24 months	Total	Change since previous quarter
Quarter ending September 2016	4,745	
Quarter ending December 2016	4,886	↑
Quarter ending March 2017	5,260	↑
Quarter ending June 2017	5,460	↑
Quarter ending September 2017	5,509	→
Variance since September 2016	16.1%	↑



ACTIVITY

Cumulative percentage of contracted UDA delivered 2017 & 2018



Month	Adjusted Scheduled Activity (UDA)	
	2017	2018
April	47	855
May	1,031	2,127
June	1,643	3,116
July	2,701	5,040
August	3,414	6,244
September	4,374	7,358
October	5,749	
November	7,042	
December	8,332	
January	9,617	
February	11,072	
March	12,686	
April	13,045	
May	13,045	
June	13,045	

QUALITY

	Quantity	Base Number	Contract	AT	Region	England
% of FP17s for the same patient ID Re-attending within 3 months - Children	118	1,313	9.0%	9.6%	12.8%	11.9%
% of FP17s for the same patient ID Re-attending within 3 months - Adults	346	2,537	13.6%	13.4%	16.5%	15.9%
% of FP17s for the same patient ID Re-attending between 3 & 9 months - Children	704	1,313	53.6%	63.9%	59.7%	58.1%
% of FP17s for the same patient ID Re-attending between 3 & 9 months - Adults	1,326	2,537	52.3%	55.5%	53.0%	50.6%
% of FP17s for Band 1 Urgent Courses	140	3,325	4.2%	7.4%	9.2%	9.1%
% of FP17s Relating to Free Repair or Replacements	29	3,325	0.9%	0.9%	1.0%	0.8%
% of FP17s Relating to Continuations	81	3,325	2.4%	1.2%	1.2%	1.1%
% of Patients satisfied with the dentistry they have received	6	7	N/A	92.1%	91.6%	91.4%
% of Patients satisfied with the time they had to wait for an appointment	7	7	N/A	88.7%	88.1%	87.7%

* This is based on patients treated on this contract for their most recent course of treatment. Figures in italics indicate the base number of FP17s or Patient Questionnaire responses are less than 100. N/A is shown where the base number of responses is less than 10 during the period. % is calculated as Quantity/Base number*100

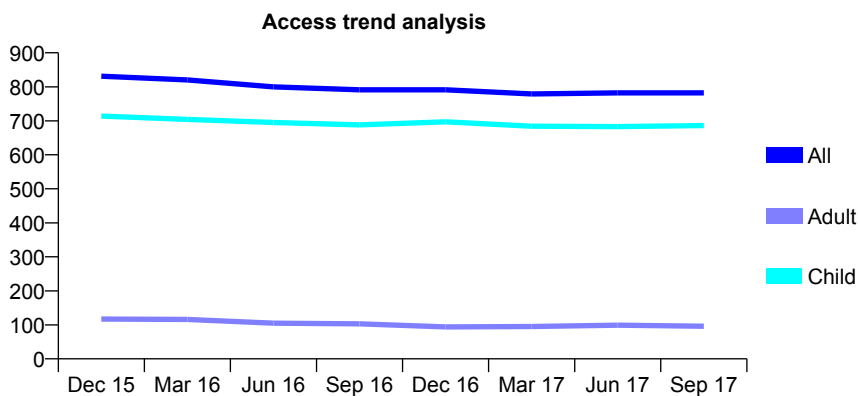
Q50 - Vital Signs At a Glance Contract Report for 150681/0001 - September 2017

Name or company name	Leyburn Dental Practice Ltd
Contract type name	GDS Contract
Purpose of contract	General
Contract start date	01/06/2013
Contract end date	

17/18 Contracted general activity (UDA)	2,103
Carry forward general activity (UDA)	0
17/18 Contracted orthodontic activity (UOA)	0
Carry forward orthodontic activity (UOA)	0
Baseline contract value	£55,339.90

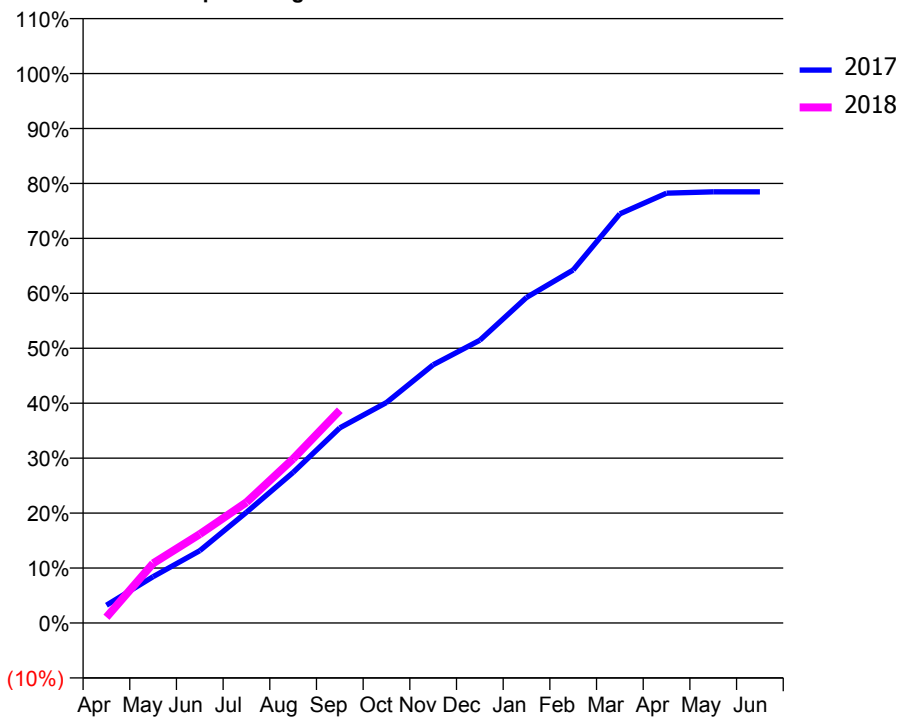
ACCESS*

Patients seen in 24 months	Total	Change since previous quarter
Quarter ending September 2016	791	
Quarter ending December 2016	791	→
Quarter ending March 2017	779	↓
Quarter ending June 2017	782	→
Quarter ending September 2017	782	→
Variance since September 2016	(1.1%)	↓



ACTIVITY

Cumulative percentage of contracted UDA delivered 2017 & 2018



Adjusted Scheduled Activity (UDA)

Month	2017	2018
April	78	22
May	202	228
June	316	340
July	484	462
August	658	628
September	852	814
October	963	
November	1,128	
December	1,235	
January	1,422	
February	1,542	
March	1,787	
April	1,877	
May	1,883	
June	1,883	

QUALITY

	Quantity	Base Number	Contract	AT	Region	England
% of FP17s for the same patient ID Re-attending within 3 months - Children	101	686	14.7%	9.6%	12.8%	11.9%
% of FP17s for the same patient ID Re-attending within 3 months - Adults	0	0	N/A	13.4%	16.5%	15.9%
% of FP17s for the same patient ID Re-attending between 3 & 9 months - Children	468	686	68.2%	63.9%	59.7%	58.1%
% of FP17s for the same patient ID Re-attending between 3 & 9 months - Adults	0	0	N/A	55.5%	53.0%	50.6%
% of FP17s for Band 1 Urgent Courses	10	616	1.6%	7.4%	9.2%	9.1%
% of FP17s Relating to Free Repair or Replacements	0	616	0.0%	0.9%	1.0%	0.8%
% of FP17s Relating to Continuations	1	616	0.2%	1.2%	1.2%	1.1%
% of Patients satisfied with the dentistry they have received	1	1	N/A	92.1%	91.6%	91.4%
% of Patients satisfied with the time they had to wait for an appointment	1	1	N/A	88.7%	88.1%	87.7%

* This is based on patients treated on this contract for their most recent course of treatment. Figures in italics indicate the base number of FP17s or Patient Questionnaire responses are less than 100. N/A is shown where the base number of responses is less than 10 during the period. % is calculated as Quantity/Base number*100

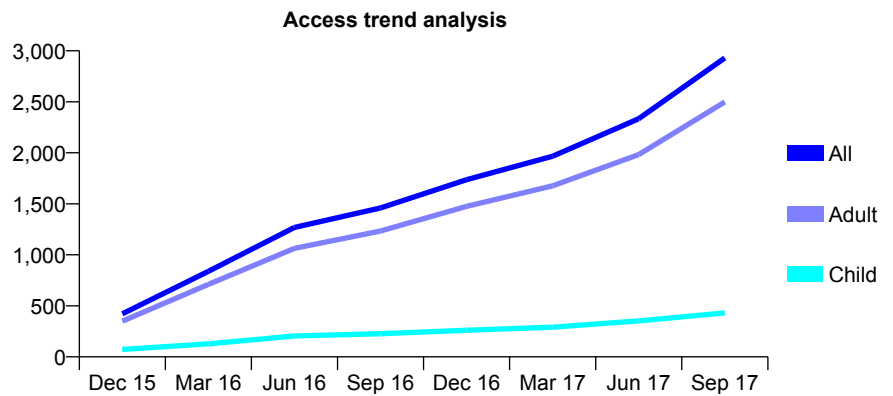
Q50 - Vital Signs At a Glance Contract Report for 151874/0001 - September 2017

Name or company name	Miss Z Ishak
Contract type name	GDS Contract
Purpose of contract	General
Contract start date	01/10/2015
Contract end date	

17/18 Contracted general activity (UDA)	9,461
Carry forward general activity (UDA)	0
17/18 Contracted orthodontic activity (UOA)	0
Carry forward orthodontic activity (UOA)	0
Baseline contract value	£294,759.38

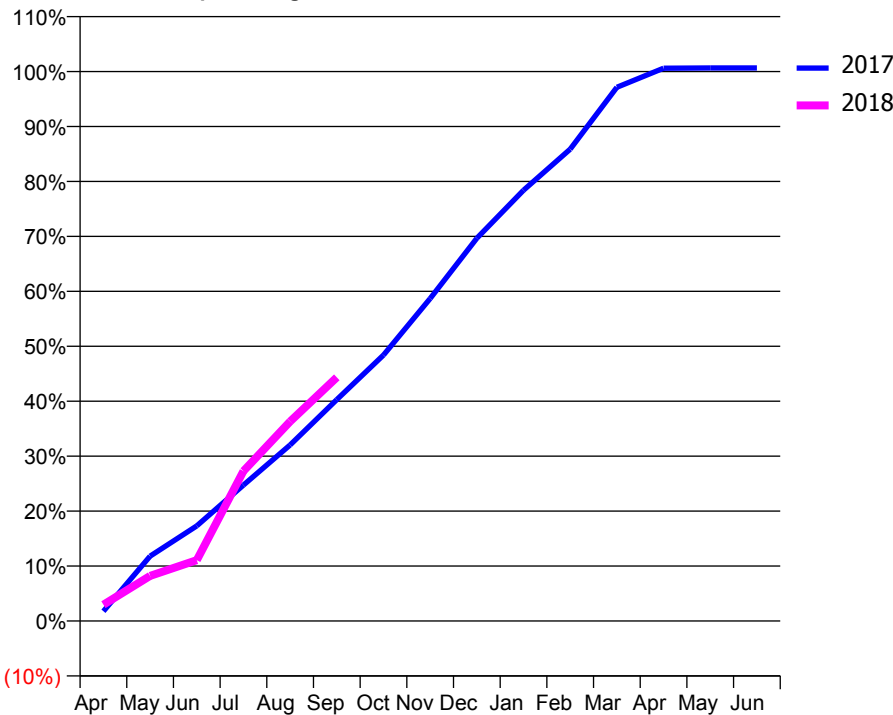
ACCESS*

Patients seen in 24 months	Total	Change since previous quarter
Quarter ending September 2016	1,460	
Quarter ending December 2016	1,736	↑
Quarter ending March 2017	1,967	↑
Quarter ending June 2017	2,334	↑
Quarter ending September 2017	2,930	↑
Variance since September 2016	100.7%	↑



ACTIVITY

Cumulative percentage of contracted UDA delivered 2017 & 2018



Month	Adjusted Scheduled Activity (UDA)	
	2017	2018
April	105	282
May	693	777
June	1,018	1,047
July	1,453	2,581
August	1,883	3,436
September	2,367	4,195
October	2,843	
November	3,449	
December	4,092	
January	4,605	
February	5,045	
March	5,706	
April	5,911	
May	5,913	
June	5,913	

QUALITY

	Quantity	Base Number	Contract	AT	Region	England
% of FP17s for the same patient ID Re-attending within 3 months - Children	5	343	1.5%	9.6%	12.8%	11.9%
% of FP17s for the same patient ID Re-attending within 3 months - Adults	169	1,929	8.8%	13.4%	16.5%	15.9%
% of FP17s for the same patient ID Re-attending between 3 & 9 months - Children	138	343	40.2%	63.9%	59.7%	58.1%
% of FP17s for the same patient ID Re-attending between 3 & 9 months - Adults	696	1,929	36.1%	55.5%	53.0%	50.6%
% of FP17s for Band 1 Urgent Courses	66	2,164	3.0%	7.4%	9.2%	9.1%
% of FP17s Relating to Free Repair or Replacements	5	2,164	0.2%	0.9%	1.0%	0.8%
% of FP17s Relating to Continuations	40	2,164	1.8%	1.2%	1.2%	1.1%
% of Patients satisfied with the dentistry they have received	5	6	N/A	92.1%	91.6%	91.4%
% of Patients satisfied with the time they had to wait for an appointment	6	6	N/A	88.7%	88.1%	87.7%

* This is based on patients treated on this contract for their most recent course of treatment. Figures in italics indicate the base number of FP17s or Patient Questionnaire responses are less than 100. N/A is shown where the base number of responses is less than 10 during the period. % is calculated as Quantity/Base number*100

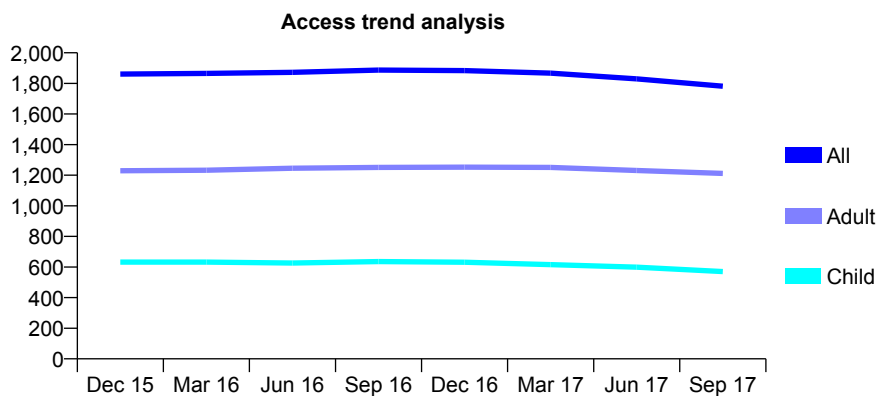
Q50 - Vital Signs At a Glance Contract Report for 152293/0001 - September 2017

Name or company name	Winterton Dental Practice Limited
Contract type name	GDS Contract
Purpose of contract	General
Contract start date	01/06/2012
Contract end date	

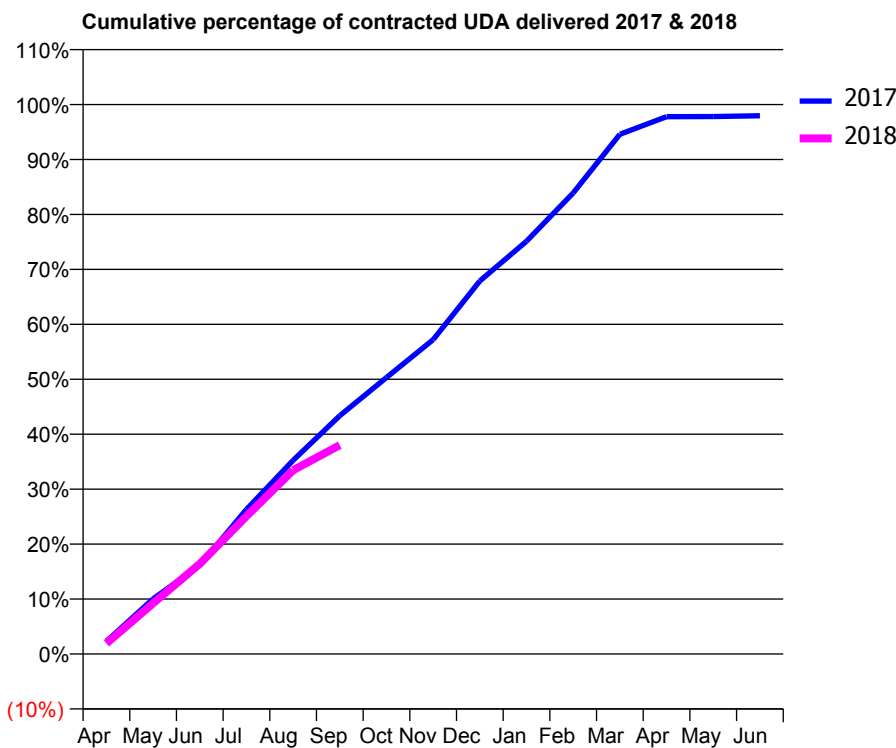
17/18 Contracted general activity (UDA)	4,467
Carry forward general activity (UDA)	0
17/18 Contracted orthodontic activity (UOA)	0
Carry forward orthodontic activity (UOA)	0
Baseline contract value	£139,936.72

ACCESS*

Patients seen in 24 months	Total	Change since previous quarter
Quarter ending September 2016	1,887	
Quarter ending December 2016	1,884	→
Quarter ending March 2017	1,867	→
Quarter ending June 2017	1,830	↓
Quarter ending September 2017	1,782	↓
Variance since September 2016	(5.6%)	↓



ACTIVITY



Month	Adjusted Scheduled Activity (UDA)	
	2017	2018
April	104	86
May	448	413
June	721	734
July	1,176	1,121
August	1,574	1,494
September	1,938	1,698
October	2,248	
November	2,556	
December	3,033	
January	3,355	
February	3,748	
March	4,224	
April	4,368	
May	4,369	
June	4,375	

QUALITY

	Quantity	Base Number	Contract	AT	Region	England
% of FP17s for the same patient ID Re-attending within 3 months - Children	23	413	5.6%	9.6%	12.8%	11.9%
% of FP17s for the same patient ID Re-attending within 3 months - Adults	69	721	9.6%	13.4%	16.5%	15.9%
% of FP17s for the same patient ID Re-attending between 3 & 9 months - Children	294	413	71.2%	63.9%	59.7%	58.1%
% of FP17s for the same patient ID Re-attending between 3 & 9 months - Adults	382	721	53.0%	55.5%	53.0%	50.6%
% of FP17s for Band 1 Urgent Courses	64	1,060	6.0%	7.4%	9.2%	9.1%
% of FP17s Relating to Free Repair or Replacements	16	1,060	1.5%	0.9%	1.0%	0.8%
% of FP17s Relating to Continuations	6	1,060	0.6%	1.2%	1.2%	1.1%
% of Patients satisfied with the dentistry they have received	2	2	N/A	92.1%	91.6%	91.4%
% of Patients satisfied with the time they had to wait for an appointment	2	2	N/A	88.7%	88.1%	87.7%

* This is based on patients treated on this contract for their most recent course of treatment. Figures in italics indicate the base number of FP17s or Patient Questionnaire responses are less than 100. N/A is shown where the base number of responses is less than 10 during the period. % is calculated as Quantity/Base number*100

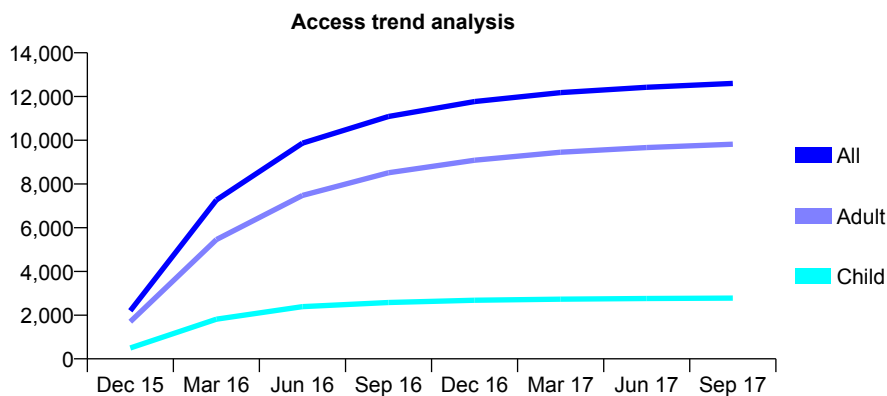
Q50 - Vital Signs At a Glance Contract Report for 152404/0001 - September 2017

Name or company name	York Dental Limited
Contract type name	GDS Contract
Purpose of contract	General
Contract start date	01/11/2015
Contract end date	

17/18 Contracted general activity (UDA)	30,321
Carry forward general activity (UDA)	0
17/18 Contracted orthodontic activity (UOA)	0
Carry forward orthodontic activity (UOA)	0
Baseline contract value	£883,094.75

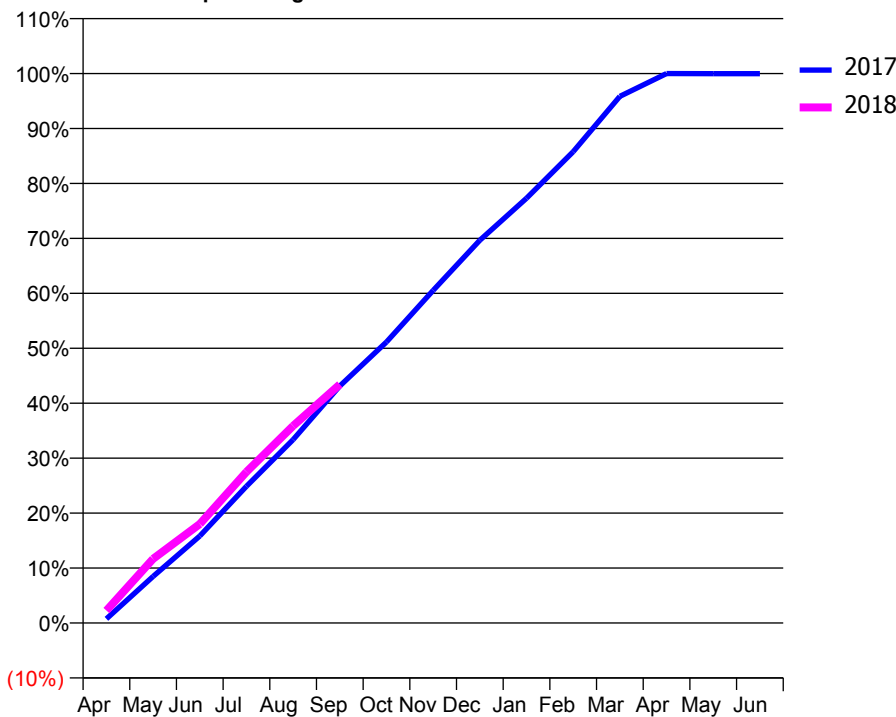
ACCESS*

Patients seen in 24 months	Total	Change since previous quarter
Quarter ending September 2016	11,085	
Quarter ending December 2016	11,772	↑
Quarter ending March 2017	12,181	↑
Quarter ending June 2017	12,426	↑
Quarter ending September 2017	12,601	→
Variance since September 2016	13.7%	↑



ACTIVITY

Cumulative percentage of contracted UDA delivered 2017 & 2018



Month	Adjusted Scheduled Activity (UDA)	
	2017	2018
April	228	686
May	2,574	3,543
June	4,801	5,466
July	7,544	8,337
August	10,118	10,876
September	13,081	13,164
October	15,505	
November	18,352	
December	21,124	
January	23,437	
February	26,010	
March	29,061	
April	30,320	
May	30,309	
June	30,308	

QUALITY

	Quantity	Base Number	Contract	AT	Region	England
% of FP17s for the same patient ID Re-attending within 3 months - Children	161	2,347	6.9%	9.6%	12.8%	11.9%
% of FP17s for the same patient ID Re-attending within 3 months - Adults	822	7,132	11.5%	13.4%	16.5%	15.9%
% of FP17s for the same patient ID Re-attending between 3 & 9 months - Children	1,742	2,347	74.2%	63.9%	59.7%	58.1%
% of FP17s for the same patient ID Re-attending between 3 & 9 months - Adults	4,673	7,132	65.5%	55.5%	53.0%	50.6%
% of FP17s for Band 1 Urgent Courses	609	8,274	7.4%	7.4%	9.2%	9.1%
% of FP17s Relating to Free Repair or Replacements	85	8,274	1.0%	0.9%	1.0%	0.8%
% of FP17s Relating to Continuations	39	8,274	0.5%	1.2%	1.2%	1.1%
% of Patients satisfied with the dentistry they have received	32	38	84.2%	92.1%	91.6%	91.4%
% of Patients satisfied with the time they had to wait for an appointment	33	38	86.8%	88.7%	88.1%	87.7%

* This is based on patients treated on this contract for their most recent course of treatment. Figures in italics indicate the base number of FP17s or Patient Questionnaire responses are less than 100. N/A is shown where the base number of responses is less than 10 during the period. % is calculated as Quantity/Base number*100

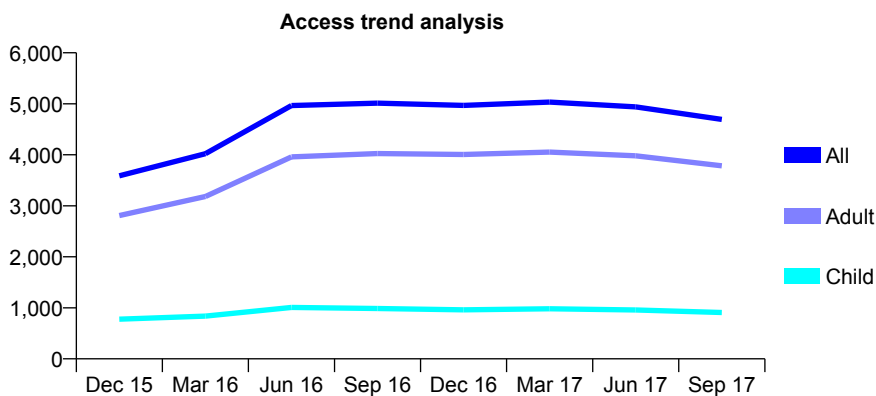
Q50 - Vital Signs At a Glance Contract Report for 155365/0002 - September 2017

Name or company name	Ishak Practices Ltd
Contract type name	GDS Contract
Purpose of contract	General and Orthodontic
Contract start date	01/06/2015
Contract end date	

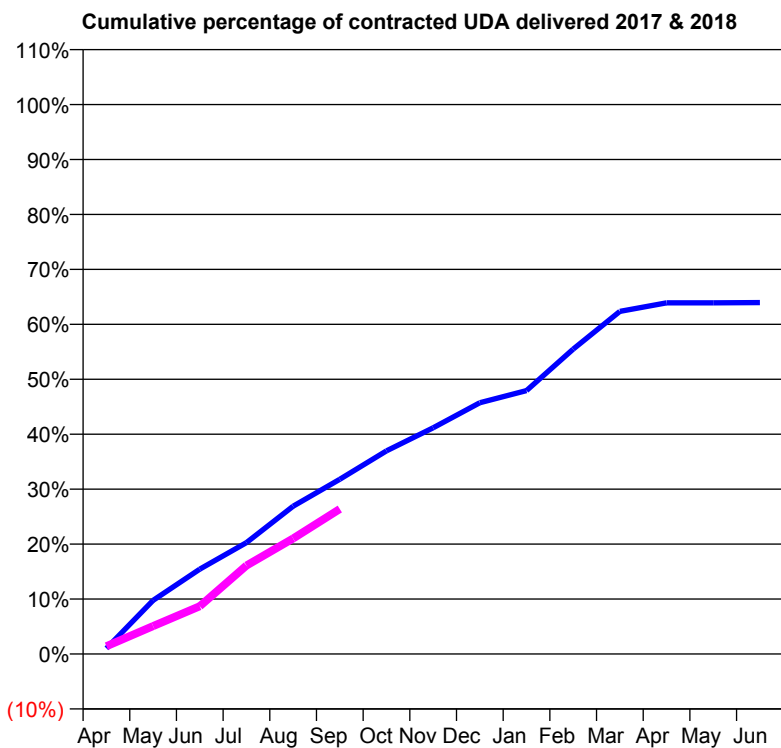
17/18 Contracted general activity (UDA)	17,246
Carry forward general activity (UDA)	0
17/18 Contracted orthodontic activity (UOA)	756
Carry forward orthodontic activity (UOA)	0
Baseline contract value	£451,042.11

ACCESS*

Patients seen in 24 months	Total	Change since previous quarter
Quarter ending September 2016	5,013	
Quarter ending December 2016	4,968	→
Quarter ending March 2017	5,034	→
Quarter ending June 2017	4,939	↓
Quarter ending September 2017	4,693	↓
Variance since September 2016	(6.4%)	↓



ACTIVITY



Adjusted Scheduled Activity (UDA)		
Month	2017	2018
April	180	243
May	1,686	878
June	2,664	1,498
July	3,497	2,777
August	4,640	3,625
September	5,485	4,551
October	6,376	
November	7,099	
December	7,887	
January	8,267	
February	9,568	
March	10,755	
April	11,022	
May	11,022	
June	11,028	

QUALITY

	Quantity	Base Number	Contract	AT	Region	England
% of FP17s for the same patient ID Re-attending within 3 months - Children	52	594	8.8%	9.6%	12.8%	11.9%
% of FP17s for the same patient ID Re-attending within 3 months - Adults	175	2,067	8.5%	13.4%	16.5%	15.9%
% of FP17s for the same patient ID Re-attending between 3 & 9 months - Children	400	594	67.3%	63.9%	59.7%	58.1%
% of FP17s for the same patient ID Re-attending between 3 & 9 months - Adults	1,254	2,067	60.7%	55.5%	53.0%	50.6%
% of FP17s for Band 1 Urgent Courses	180	2,470	7.3%	7.4%	9.2%	9.1%
% of FP17s Relating to Free Repair or Replacements	22	2,470	0.9%	0.9%	1.0%	0.8%
% of FP17s Relating to Continuations	11	2,470	0.4%	1.2%	1.2%	1.1%
% of Patients satisfied with the dentistry they have received	13	14	92.9%	92.1%	91.6%	91.4%
% of Patients satisfied with the time they had to wait for an appointment	12	14	85.7%	88.7%	88.1%	87.7%

* This is based on patients treated on this contract for their most recent course of treatment. Figures in italics indicate the base number of FP17s or Patient Questionnaire responses are less than 100. N/A is shown where the base number of responses is less than 10 during the period. % is calculated as Quantity/Base number*100

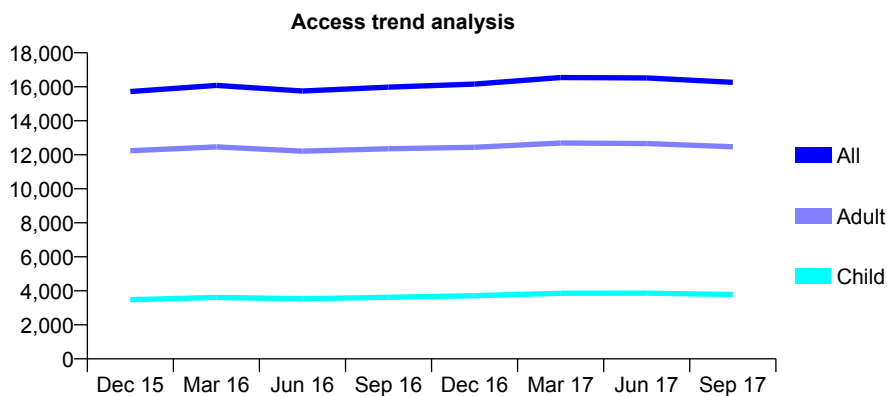
Q50 - Vital Signs At a Glance Contract Report for 156655/0001 - September 2017

Name or company name	Burrell & Stokes Dental Practice
Contract type name	GDS Contract
Purpose of contract	General
Contract start date	01/01/2013
Contract end date	

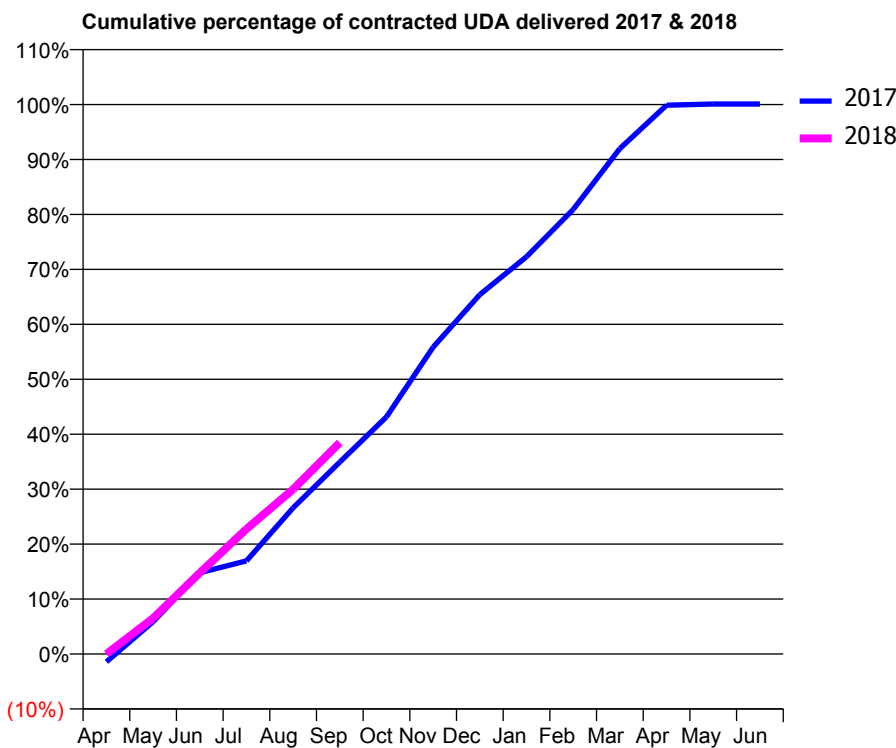
17/18 Contracted general activity (UDA)	45,300
Carry forward general activity (UDA)	0
17/18 Contracted orthodontic activity (UOA)	0
Carry forward orthodontic activity (UOA)	0
Baseline contract value	£1,188,023.36

ACCESS*

Patients seen in 24 months	Total	Change since previous quarter
Quarter ending September 2016	15,979	
Quarter ending December 2016	16,161	→
Quarter ending March 2017	16,546	↑
Quarter ending June 2017	16,524	→
Quarter ending September 2017	16,262	↓
Variance since September 2016	1.8%	→



ACTIVITY



Month	Adjusted Scheduled Activity (UDA)	
	2017	2018
April	-656	0
May	2,667	2,950
June	6,701	6,685
July	7,680	10,309
August	12,054	13,577
September	15,820	17,434
October	19,550	
November	25,305	
December	29,630	
January	32,753	
February	36,644	
March	41,668	
April	45,242	
May	45,342	
June	45,343	

QUALITY

	Quantity	Base Number	Contract	AT	Region	England
% of FP17s for the same patient ID Re-attending within 3 months - Children	96	2,276	4.2%	9.6%	12.8%	11.9%
% of FP17s for the same patient ID Re-attending within 3 months - Adults	751	7,130	10.5%	13.4%	16.5%	15.9%
% of FP17s for the same patient ID Re-attending between 3 & 9 months - Children	1,362	2,276	59.8%	63.9%	59.7%	58.1%
% of FP17s for the same patient ID Re-attending between 3 & 9 months - Adults	2,442	7,130	34.2%	55.5%	53.0%	50.6%
% of FP17s for Band 1 Urgent Courses	44	7,841	0.6%	7.4%	9.2%	9.1%
% of FP17s Relating to Free Repair or Replacements	60	7,841	0.8%	0.9%	1.0%	0.8%
% of FP17s Relating to Continuations	231	7,841	2.9%	1.2%	1.2%	1.1%
% of Patients satisfied with the dentistry they have received	16	16	100.0%	92.1%	91.6%	91.4%
% of Patients satisfied with the time they had to wait for an appointment	16	16	100.0%	88.7%	88.1%	87.7%

* This is based on patients treated on this contract for their most recent course of treatment. Figures in italics indicate the base number of FP17s or Patient Questionnaire responses are less than 100. N/A is shown where the base number of responses is less than 10 during the period. % is calculated as Quantity/Base number*100

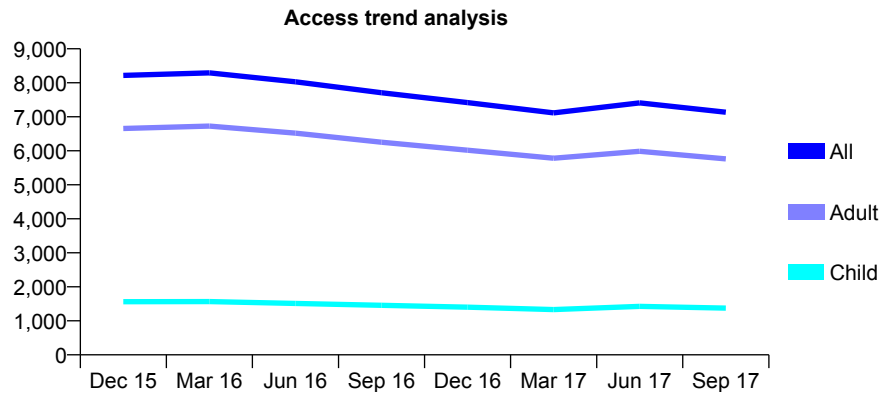
Q50 - Vital Signs At a Glance Contract Report for 157341/0001 - September 2017

Name or company name	Freetown Way Surgery Limited
Contract type name	GDS Contract
Purpose of contract	General
Contract start date	01/04/2013
Contract end date	

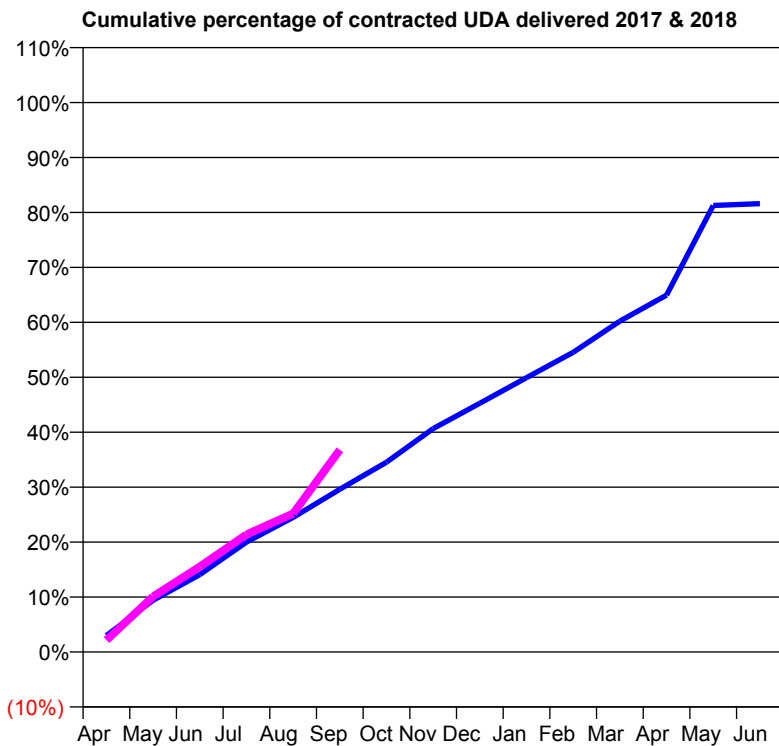
17/18 Contracted general activity (UDA)	16,371
Carry forward general activity (UDA)	0
17/18 Contracted orthodontic activity (UOA)	0
Carry forward orthodontic activity (UOA)	0
Baseline contract value	£322,287.26

ACCESS*

Patients seen in 24 months	Total	Change since previous quarter
Quarter ending September 2016	7,709	
Quarter ending December 2016	7,417	↓
Quarter ending March 2017	7,116	↓
Quarter ending June 2017	7,411	↑
Quarter ending September 2017	7,137	↓
Variance since September 2016	(7.4%)	↓



ACTIVITY



Month	Adjusted Scheduled Activity (UDA)	
	2017	2018
April	712	354
May	2,239	1,654
June	3,348	2,546
July	4,752	3,503
August	5,820	4,124
September	7,034	6,024
October	8,207	
November	9,661	
December	10,754	
January	11,860	
February	12,958	
March	14,305	
April	15,428	
May	19,305	
June	19,385	

QUALITY

	Quantity	Base Number	Contract	AT	Region	England
% of FP17s for the same patient ID Re-attending within 3 months - Children	78	1,353	5.8%	9.6%	12.8%	11.9%
% of FP17s for the same patient ID Re-attending within 3 months - Adults	661	4,930	13.4%	13.4%	16.5%	15.9%
% of FP17s for the same patient ID Re-attending between 3 & 9 months - Children	751	1,353	55.5%	63.9%	59.7%	58.1%
% of FP17s for the same patient ID Re-attending between 3 & 9 months - Adults	2,541	4,930	51.5%	55.5%	53.0%	50.6%
% of FP17s for Band 1 Urgent Courses	787	3,566	22.1%	7.4%	9.2%	9.1%
% of FP17s Relating to Free Repair or Replacements	37	3,566	1.0%	0.9%	1.0%	0.8%
% of FP17s Relating to Continuations	1	3,566	0.0%	1.2%	1.2%	1.1%
% of Patients satisfied with the dentistry they have received	11	11	100.0%	92.1%	91.6%	91.4%
% of Patients satisfied with the time they had to wait for an appointment	10	11	90.9%	88.7%	88.1%	87.7%

* This is based on patients treated on this contract for their most recent course of treatment. Figures in italics indicate the base number of FP17s or Patient Questionnaire responses are less than 100. N/A is shown where the base number of responses is less than 10 during the period. % is calculated as Quantity/Base number*100

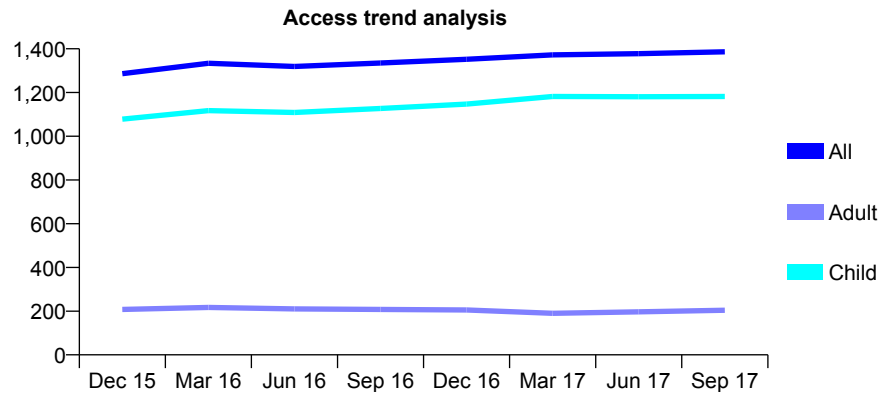
Q50 - Vital Signs At a Glance Contract Report for 158488/0001 - September 2017

Name or company name	Bedale Dental Practice Ltd
Contract type name	GDS Contract
Purpose of contract	General and Orthodontic
Contract start date	01/02/2012
Contract end date	

17/18 Contracted general activity (UDA)	3,500
Carry forward general activity (UDA)	0
17/18 Contracted orthodontic activity (UOA)	463
Carry forward orthodontic activity (UOA)	0
Baseline contract value	£119,359.80

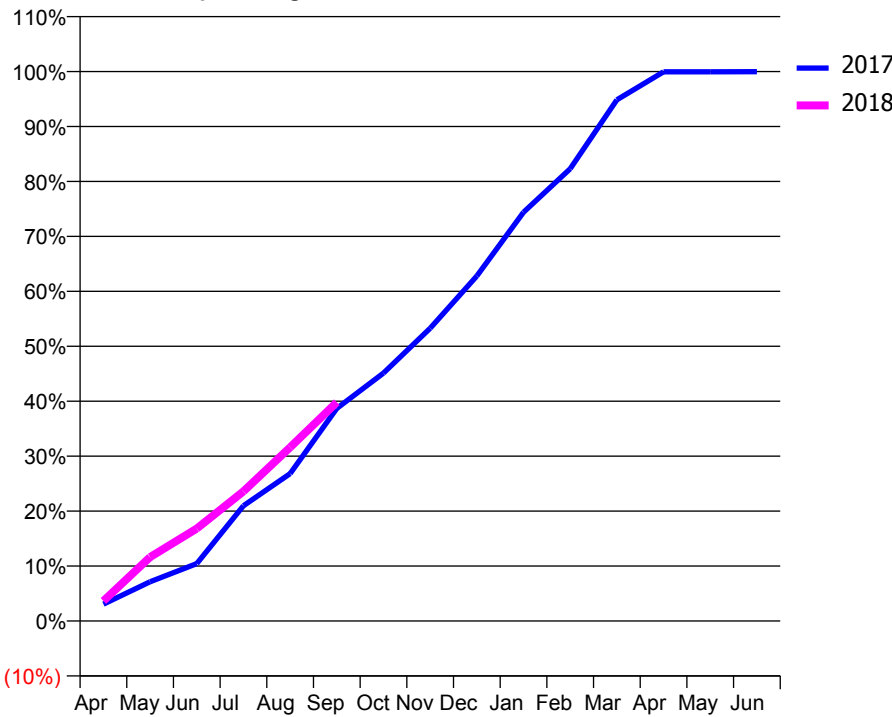
ACCESS*

Patients seen in 24 months	Total	Change since previous quarter
Quarter ending September 2016	1,335	
Quarter ending December 2016	1,352	→
Quarter ending March 2017	1,372	→
Quarter ending June 2017	1,378	→
Quarter ending September 2017	1,386	→
Variance since September 2016	3.8%	↑



ACTIVITY

Cumulative percentage of contracted UDA delivered 2017 & 2018



Month	Adjusted Scheduled Activity (UDA)	
	2017	2018
April	107	128
May	250	408
June	366	589
July	734	826
August	939	1,106
September	1,354	1,394
October	1,580	
November	1,864	
December	2,198	
January	2,603	
February	2,881	
March	3,319	
April	3,498	
May	3,498	
June	3,499	

QUALITY

	Quantity	Base Number	Contract	AT	Region	England
% of FP17s for the same patient ID Re-attending within 3 months - Children	276	1,231	22.4%	9.6%	12.8%	11.9%
% of FP17s for the same patient ID Re-attending within 3 months - Adults	5	51	9.8%	13.4%	16.5%	15.9%
% of FP17s for the same patient ID Re-attending between 3 & 9 months - Children	740	1,231	60.1%	63.9%	59.7%	58.1%
% of FP17s for the same patient ID Re-attending between 3 & 9 months - Adults	42	51	82.4%	55.5%	53.0%	50.6%
% of FP17s for Band 1 Urgent Courses	43	1,141	3.8%	7.4%	9.2%	9.1%
% of FP17s Relating to Free Repair or Replacements	0	1,141	0.0%	0.9%	1.0%	0.8%
% of FP17s Relating to Continuations	0	1,141	0.0%	1.2%	1.2%	1.1%
% of Patients satisfied with the dentistry they have received	3	4	N/A	92.1%	91.6%	91.4%
% of Patients satisfied with the time they had to wait for an appointment	3	4	N/A	88.7%	88.1%	87.7%

* This is based on patients treated on this contract for their most recent course of treatment. Figures in italics indicate the base number of FP17s or Patient Questionnaire responses are less than 100. N/A is shown where the base number of responses is less than 10 during the period. % is calculated as Quantity/Base number*100

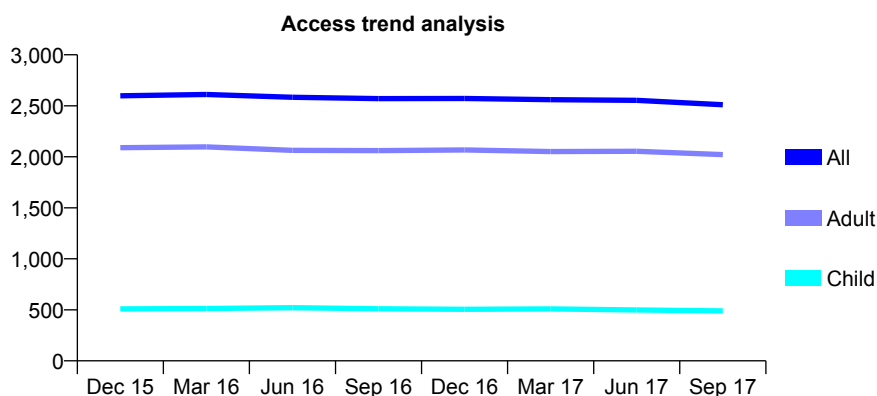
Q50 - Vital Signs At a Glance Contract Report for 159786/0001 - September 2017

Name or company name	A R Broskill Ltd
Contract type name	GDS Contract
Purpose of contract	General
Contract start date	01/05/2008
Contract end date	

17/18 Contracted general activity (UDA)	6,650
Carry forward general activity (UDA)	0
17/18 Contracted orthodontic activity (UOA)	0
Carry forward orthodontic activity (UOA)	0
Baseline contract value	£228,101.13

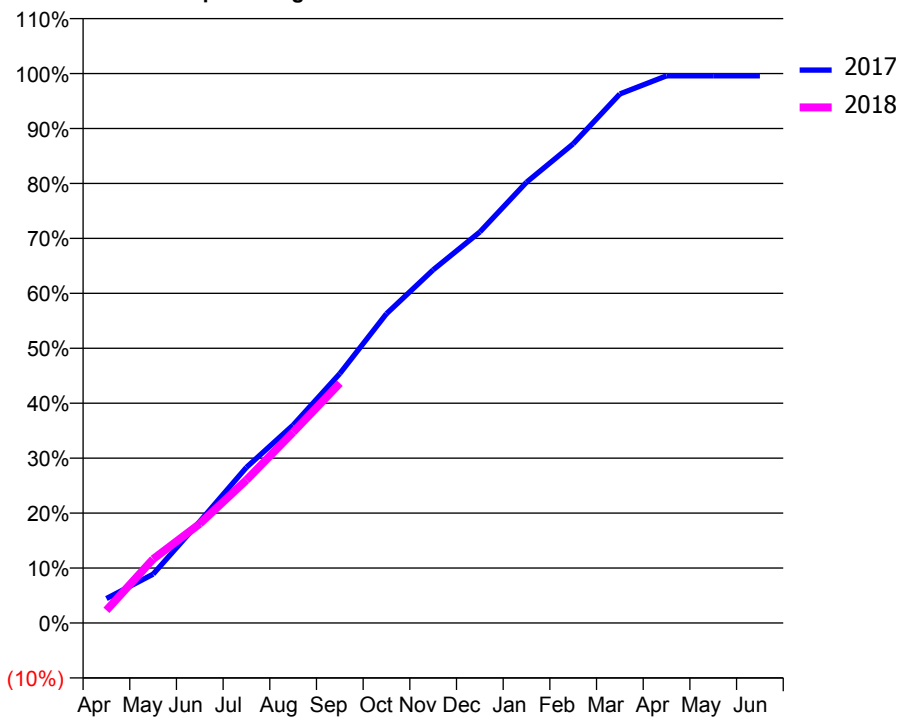
ACCESS*

Patients seen in 24 months	Total	Change since previous quarter
Quarter ending September 2016	2,571	
Quarter ending December 2016	2,572	→
Quarter ending March 2017	2,560	→
Quarter ending June 2017	2,553	→
Quarter ending September 2017	2,510	↓
Variance since September 2016	(2.4%)	↓



ACTIVITY

Cumulative percentage of contracted UDA delivered 2017 & 2018



Month	Adjusted Scheduled Activity (UDA)	
	2017	2018
April	295	155
May	591	774
June	1,228	1,201
July	1,884	1,731
August	2,396	2,310
September	3,018	2,902
October	3,744	
November	4,275	
December	4,732	
January	5,334	
February	5,799	
March	6,403	
April	6,623	
May	6,623	
June	6,622	

QUALITY

	Quantity	Base Number	Contract	AT	Region	England
% of FP17s for the same patient ID Re-attending within 3 months - Children	20	404	5.0%	9.6%	12.8%	11.9%
% of FP17s for the same patient ID Re-attending within 3 months - Adults	201	1,645	12.2%	13.4%	16.5%	15.9%
% of FP17s for the same patient ID Re-attending between 3 & 9 months - Children	321	404	79.5%	63.9%	59.7%	58.1%
% of FP17s for the same patient ID Re-attending between 3 & 9 months - Adults	1,181	1,645	71.8%	55.5%	53.0%	50.6%
% of FP17s for Band 1 Urgent Courses	126	1,931	6.5%	7.4%	9.2%	9.1%
% of FP17s Relating to Free Repair or Replacements	17	1,931	0.9%	0.9%	1.0%	0.8%
% of FP17s Relating to Continuations	13	1,931	0.7%	1.2%	1.2%	1.1%
% of Patients satisfied with the dentistry they have received	5	7	N/A	92.1%	91.6%	91.4%
% of Patients satisfied with the time they had to wait for an appointment	7	7	N/A	88.7%	88.1%	87.7%

* This is based on patients treated on this contract for their most recent course of treatment. Figures in italics indicate the base number of FP17s or Patient Questionnaire responses are less than 100. N/A is shown where the base number of responses is less than 10 during the period. % is calculated as Quantity/Base number*100

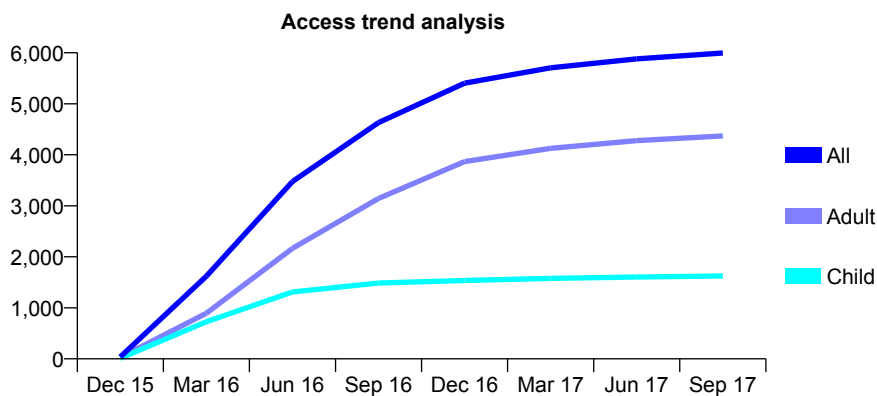
Q50 - Vital Signs At a Glance Contract Report for 161586/0001 - September 2017

Name or company name	B & R Dental Care
Contract type name	GDS Contract
Purpose of contract	General
Contract start date	01/12/2015
Contract end date	

17/18 Contracted general activity (UDA)	16,800
Carry forward general activity (UDA)	0
17/18 Contracted orthodontic activity (UOA)	0
Carry forward orthodontic activity (UOA)	0
Baseline contract value	£503,238.32

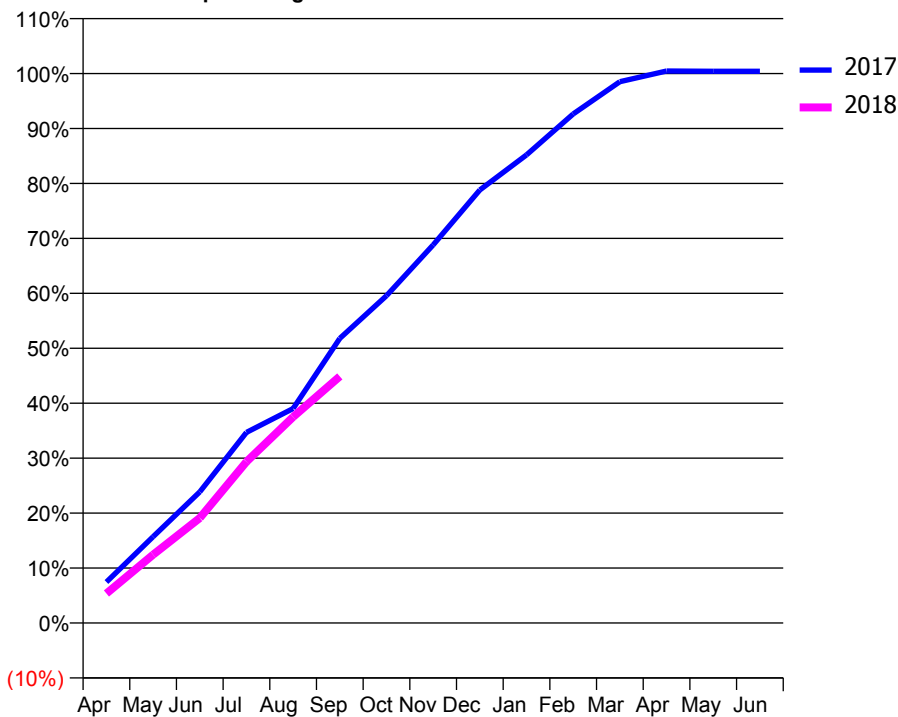
ACCESS*

Patients seen in 24 months	Total	Change since previous quarter
Quarter ending September 2016	4,631	
Quarter ending December 2016	5,405	↑
Quarter ending March 2017	5,705	↑
Quarter ending June 2017	5,882	↑
Quarter ending September 2017	5,995	→
Variance since September 2016	29.5%	↑



ACTIVITY

Cumulative percentage of contracted UDA delivered 2017 & 2018



Month	Adjusted Scheduled Activity (UDA)	
	2017	2018
April	1,254	902
May	2,640	2,088
June	4,012	3,209
July	5,828	4,931
August	6,559	6,302
September	8,700	7,540
October	10,007	
November	11,560	
December	13,238	
January	14,310	
February	15,562	
March	16,550	
April	16,875	
May	16,868	
June	16,869	

QUALITY

	Quantity	Base Number	Contract	AT	Region	England
% of FP17s for the same patient ID Re-attending within 3 months - Children	138	1,589	8.7%	9.6%	12.8%	11.9%
% of FP17s for the same patient ID Re-attending within 3 months - Adults	207	2,511	8.2%	13.4%	16.5%	15.9%
% of FP17s for the same patient ID Re-attending between 3 & 9 months - Children	1,116	1,589	70.2%	63.9%	59.7%	58.1%
% of FP17s for the same patient ID Re-attending between 3 & 9 months - Adults	526	2,511	20.9%	55.5%	53.0%	50.6%
% of FP17s for Band 1 Urgent Courses	256	3,903	6.6%	7.4%	9.2%	9.1%
% of FP17s Relating to Free Repair or Replacements	18	3,903	0.5%	0.9%	1.0%	0.8%
% of FP17s Relating to Continuations	28	3,903	0.7%	1.2%	1.2%	1.1%
% of Patients satisfied with the dentistry they have received	7	7	N/A	92.1%	91.6%	91.4%
% of Patients satisfied with the time they had to wait for an appointment	7	7	N/A	88.7%	88.1%	87.7%

* This is based on patients treated on this contract for their most recent course of treatment. Figures in italics indicate the base number of FP17s or Patient Questionnaire responses are less than 100. N/A is shown where the base number of responses is less than 10 during the period. % is calculated as Quantity/Base number*100

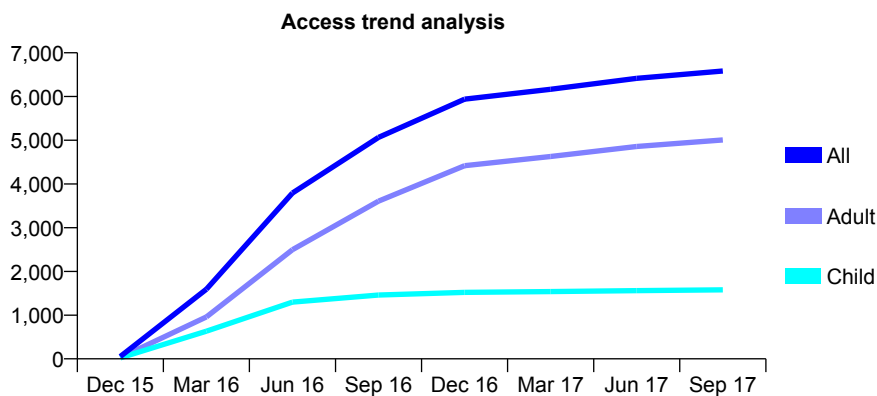
Q50 - Vital Signs At a Glance Contract Report for 161586/0002 - September 2017

Name or company name	B & R Dental Care
Contract type name	GDS Contract
Purpose of contract	General
Contract start date	01/12/2015
Contract end date	

17/18 Contracted general activity (UDA)	16,800
Carry forward general activity (UDA)	0
17/18 Contracted orthodontic activity (UOA)	0
Carry forward orthodontic activity (UOA)	0
Baseline contract value	£502,238.29

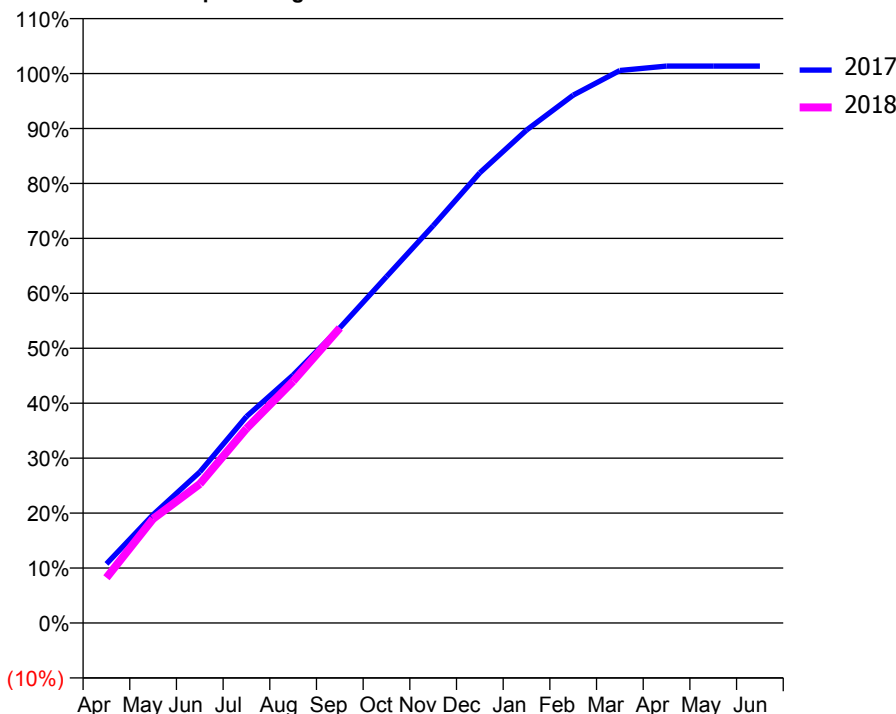
ACCESS*

Patients seen in 24 months	Total	Change since previous quarter
Quarter ending September 2016	5,066	
Quarter ending December 2016	5,940	↑
Quarter ending March 2017	6,167	↑
Quarter ending June 2017	6,416	↑
Quarter ending September 2017	6,584	↑
Variance since September 2016	30.0%	↑



ACTIVITY

Cumulative percentage of contracted UDA delivered 2017 & 2018



Month	Adjusted Scheduled Activity (UDA)	
	2017	2018
April	1,808	1,386
May	3,314	3,187
June	4,617	4,248
July	6,313	5,946
August	7,580	7,394
September	9,024	9,020
October	10,589	
November	12,146	
December	13,767	
January	15,069	
February	16,137	
March	16,892	
April	17,026	
May	17,028	
June	17,027	

QUALITY

	Quantity	Base Number	Contract	AT	Region	England
% of FP17s for the same patient ID Re-attending within 3 months - Children	143	1,604	8.9%	9.6%	12.8%	11.9%
% of FP17s for the same patient ID Re-attending within 3 months - Adults	219	2,987	7.3%	13.4%	16.5%	15.9%
% of FP17s for the same patient ID Re-attending between 3 & 9 months - Children	1,108	1,604	69.1%	63.9%	59.7%	58.1%
% of FP17s for the same patient ID Re-attending between 3 & 9 months - Adults	618	2,987	20.7%	55.5%	53.0%	50.6%
% of FP17s for Band 1 Urgent Courses	340	4,476	7.6%	7.4%	9.2%	9.1%
% of FP17s Relating to Free Repair or Replacements	13	4,476	0.3%	0.9%	1.0%	0.8%
% of FP17s Relating to Continuations	35	4,476	0.8%	1.2%	1.2%	1.1%
% of Patients satisfied with the dentistry they have received	13	14	92.9%	92.1%	91.6%	91.4%
% of Patients satisfied with the time they had to wait for an appointment	13	14	92.9%	88.7%	88.1%	87.7%

* This is based on patients treated on this contract for their most recent course of treatment. Figures in italics indicate the base number of FP17s or Patient Questionnaire responses are less than 100. N/A is shown where the base number of responses is less than 10 during the period. % is calculated as Quantity/Base number*100

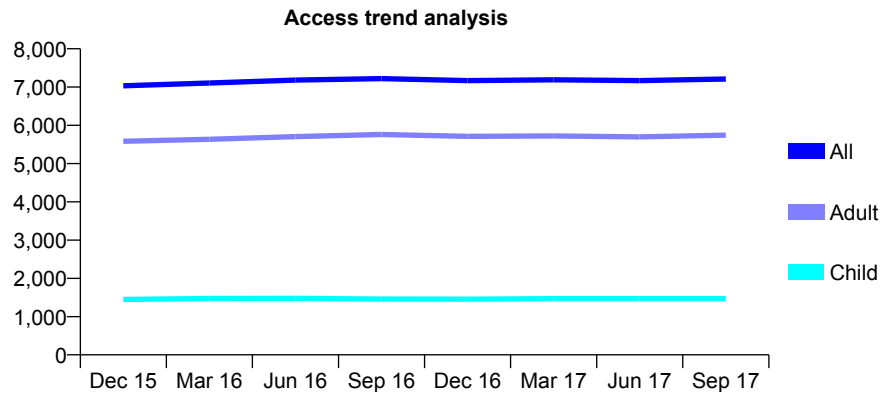
Q50 - Vital Signs At a Glance Contract Report for 161829/0001 - September 2017

Name or company name	Exchange Street Practice Ltd
Contract type name	GDS Contract
Purpose of contract	General
Contract start date	01/04/2011
Contract end date	

17/18 Contracted general activity (UDA)	21,484
Carry forward general activity (UDA)	0
17/18 Contracted orthodontic activity (UOA)	0
Carry forward orthodontic activity (UOA)	0
Baseline contract value	£663,792.44

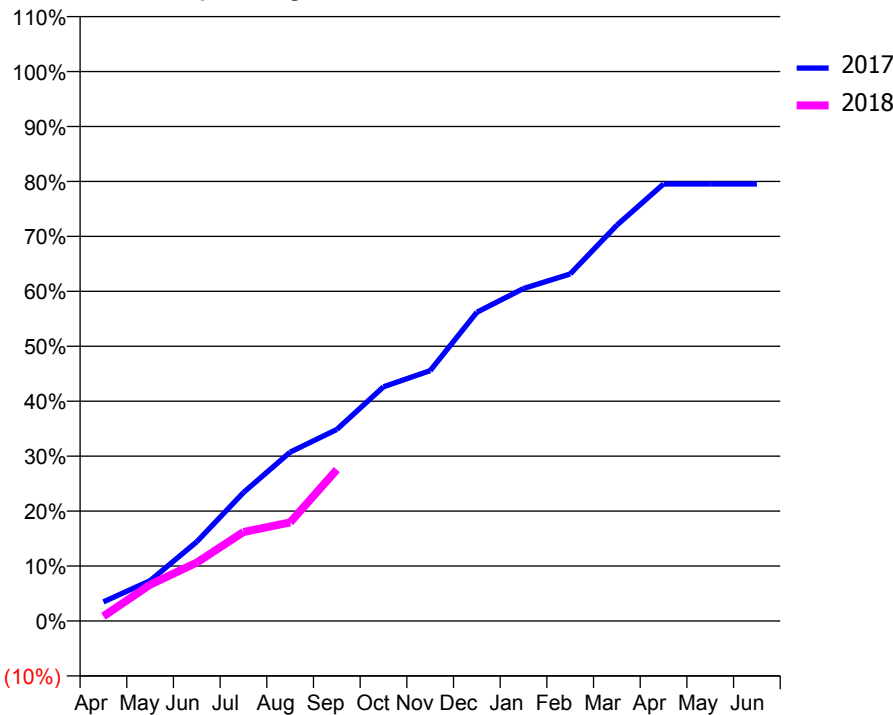
ACCESS*

Patients seen in 24 months	Total	Change since previous quarter
Quarter ending September 2016	7,221	
Quarter ending December 2016	7,170	→
Quarter ending March 2017	7,190	→
Quarter ending June 2017	7,167	→
Quarter ending September 2017	7,210	→
Variance since September 2016	(0.2%)	→



ACTIVITY

Cumulative percentage of contracted UDA delivered 2017 & 2018



Month	Adjusted Scheduled Activity (UDA)	
	2017	2018
April	750	183
May	1,579	1,421
June	3,098	2,284
July	5,022	3,479
August	6,602	3,855
September	7,488	5,921
October	9,158	
November	9,790	
December	12,069	
January	13,002	
February	13,567	
March	15,478	
April	17,085	
May	17,088	
June	17,089	

QUALITY

	Quantity	Base Number	Contract	AT	Region	England
% of FP17s for the same patient ID Re-attending within 3 months - Children	56	1,009	5.6%	9.6%	12.8%	11.9%
% of FP17s for the same patient ID Re-attending within 3 months - Adults	342	3,512	9.7%	13.4%	16.5%	15.9%
% of FP17s for the same patient ID Re-attending between 3 & 9 months - Children	456	1,009	45.2%	63.9%	59.7%	58.1%
% of FP17s for the same patient ID Re-attending between 3 & 9 months - Adults	1,568	3,512	44.6%	55.5%	53.0%	50.6%
% of FP17s for Band 1 Urgent Courses	185	3,127	5.9%	7.4%	9.2%	9.1%
% of FP17s Relating to Free Repair or Replacements	15	3,127	0.5%	0.9%	1.0%	0.8%
% of FP17s Relating to Continuations	36	3,127	1.2%	1.2%	1.2%	1.1%
% of Patients satisfied with the dentistry they have received	11	12	91.7%	92.1%	91.6%	91.4%
% of Patients satisfied with the time they had to wait for an appointment	12	12	100.0%	88.7%	88.1%	87.7%

* This is based on patients treated on this contract for their most recent course of treatment. Figures in italics indicate the base number of FP17s or Patient Questionnaire responses are less than 100. N/A is shown where the base number of responses is less than 10 during the period. % is calculated as Quantity/Base number*100

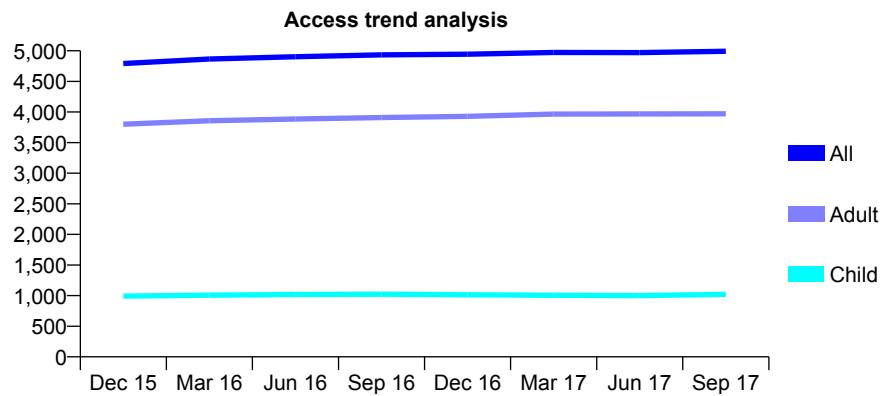
Q50 - Vital Signs At a Glance Contract Report for 163252/0001 - September 2017

Name or company name	Alpha Dental Great Ayton
Contract type name	GDS Contract
Purpose of contract	General
Contract start date	01/04/2009
Contract end date	

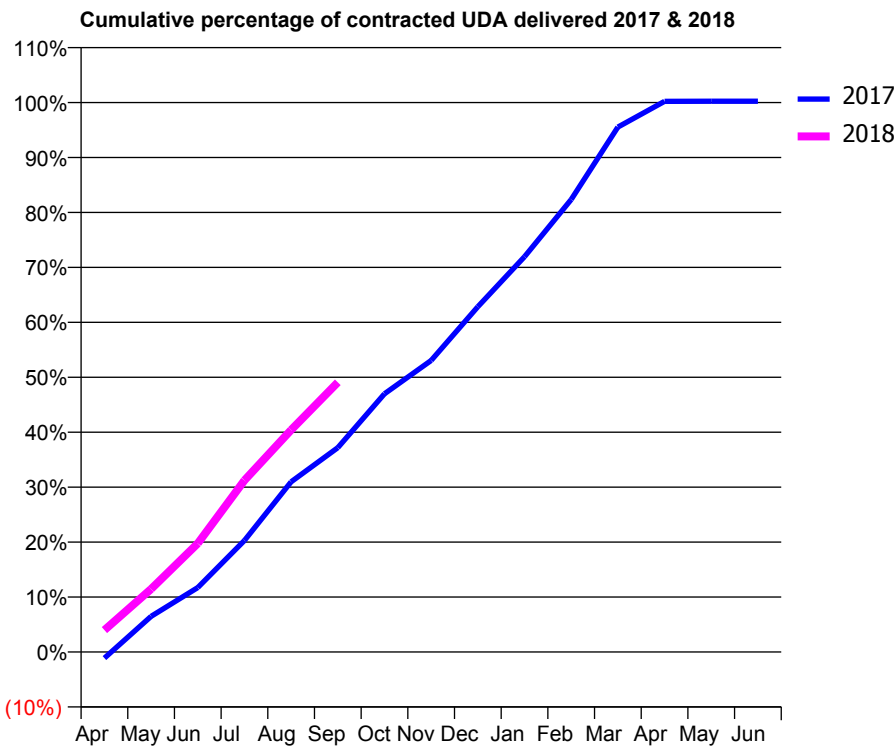
17/18 Contracted general activity (UDA)	14,000
Carry forward general activity (UDA)	0
17/18 Contracted orthodontic activity (UOA)	0
Carry forward orthodontic activity (UOA)	0
Baseline contract value	£366,175.89

ACCESS*

Patients seen in 24 months	Total	Change since previous quarter
Quarter ending September 2016	4,933	
Quarter ending December 2016	4,944	→
Quarter ending March 2017	4,972	→
Quarter ending June 2017	4,970	→
Quarter ending September 2017	4,992	→
Variance since September 2016	1.2%	→



ACTIVITY



Month	Adjusted Scheduled Activity (UDA)	
	2017	2018
April	-158	559
May	910	1,607
June	1,643	2,768
July	2,842	4,375
August	4,338	5,658
September	5,208	6,870
October	6,578	
November	7,428	
December	8,797	
January	10,072	
February	11,528	
March	13,375	
April	14,030	
May	14,031	
June	14,031	

QUALITY

	Quantity	Base Number	Contract	AT	Region	England
% of FP17s for the same patient ID Re-attending within 3 months - Children	50	697	7.2%	9.6%	12.8%	11.9%
% of FP17s for the same patient ID Re-attending within 3 months - Adults	420	2,465	17.0%	13.4%	16.5%	15.9%
% of FP17s for the same patient ID Re-attending between 3 & 9 months - Children	406	697	58.2%	63.9%	59.7%	58.1%
% of FP17s for the same patient ID Re-attending between 3 & 9 months - Adults	1,213	2,465	49.2%	55.5%	53.0%	50.6%
% of FP17s for Band 1 Urgent Courses	230	2,949	7.8%	7.4%	9.2%	9.1%
% of FP17s Relating to Free Repair or Replacements	61	2,949	2.1%	0.9%	1.0%	0.8%
% of FP17s Relating to Continuations	73	2,949	2.5%	1.2%	1.2%	1.1%
% of Patients satisfied with the dentistry they have received	14	15	93.3%	92.1%	91.6%	91.4%
% of Patients satisfied with the time they had to wait for an appointment	11	15	73.3%	88.7%	88.1%	87.7%

* This is based on patients treated on this contract for their most recent course of treatment. Figures in italics indicate the base number of FP17s or Patient Questionnaire responses are less than 100. N/A is shown where the base number of responses is less than 10 during the period. % is calculated as Quantity/Base number*100

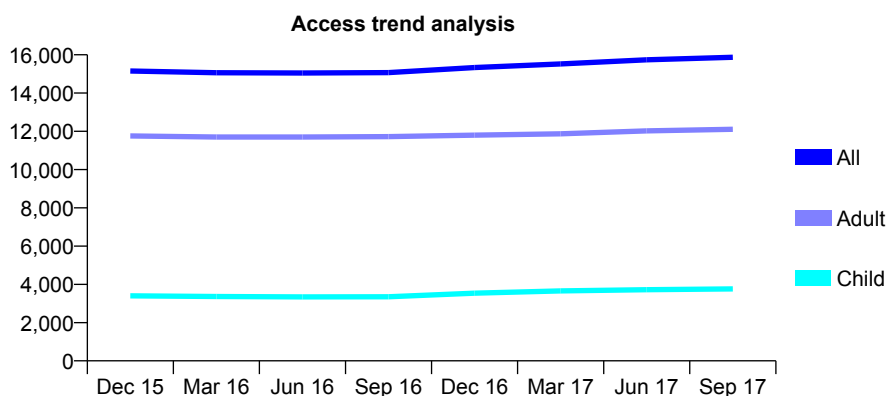
Q50 - Vital Signs At a Glance Contract Report for 163880/0001 - September 2017

Name or company name	Lawrence Street Dental Practice Ltd
Contract type name	GDS Contract
Purpose of contract	General
Contract start date	01/03/2008
Contract end date	

17/18 Contracted general activity (UDA)	44,087
Carry forward general activity (UDA)	0
17/18 Contracted orthodontic activity (UOA)	0
Carry forward orthodontic activity (UOA)	0
Baseline contract value	£1,418,203.64

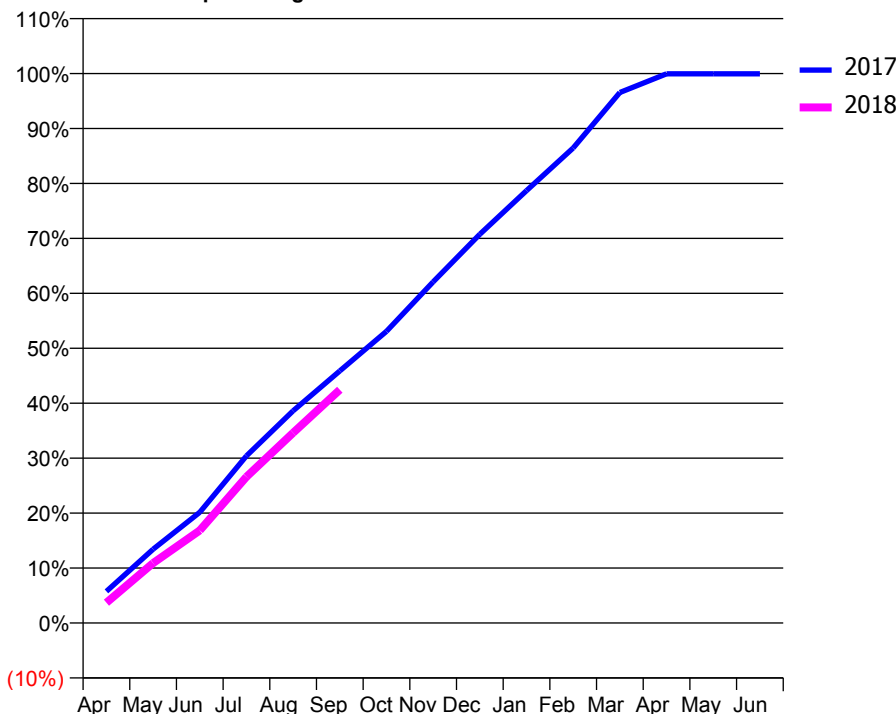
ACCESS*

Patients seen in 24 months	Total	Change since previous quarter
Quarter ending September 2016	15,071	
Quarter ending December 2016	15,337	→
Quarter ending March 2017	15,522	→
Quarter ending June 2017	15,740	→
Quarter ending September 2017	15,871	→
Variance since September 2016	5.3%	↑



ACTIVITY

Cumulative percentage of contracted UDA delivered 2017 & 2018



Adjusted Scheduled Activity (UDA)

Month	2017	2018
April	2,536	1,628
May	5,921	4,804
June	8,886	7,431
July	13,411	11,729
August	17,031	15,258
September	20,230	18,717
October	23,398	
November	27,368	
December	31,188	
January	34,695	
February	38,112	
March	42,569	
April	44,059	
May	44,063	
June	44,060	

QUALITY

	Quantity	Base Number	Contract	AT	Region	England
% of FP17s for the same patient ID Re-attending within 3 months - Children	213	2,842	7.5%	9.6%	12.8%	11.9%
% of FP17s for the same patient ID Re-attending within 3 months - Adults	1,148	9,386	12.2%	13.4%	16.5%	15.9%
% of FP17s for the same patient ID Re-attending between 3 & 9 months - Children	1,763	2,842	62.0%	63.9%	59.7%	58.1%
% of FP17s for the same patient ID Re-attending between 3 & 9 months - Adults	5,591	9,386	59.6%	55.5%	53.0%	50.6%
% of FP17s for Band 1 Urgent Courses	709	11,415	6.2%	7.4%	9.2%	9.1%
% of FP17s Relating to Free Repair or Replacements	71	11,415	0.6%	0.9%	1.0%	0.8%
% of FP17s Relating to Continuations	285	11,415	2.5%	1.2%	1.2%	1.1%
% of Patients satisfied with the dentistry they have received	34	36	94.4%	92.1%	91.6%	91.4%
% of Patients satisfied with the time they had to wait for an appointment	33	36	91.7%	88.7%	88.1%	87.7%

* This is based on patients treated on this contract for their most recent course of treatment. Figures in italics indicate the base number of FP17s or Patient Questionnaire responses are less than 100. N/A is shown where the base number of responses is less than 10 during the period. % is calculated as Quantity/Base number*100

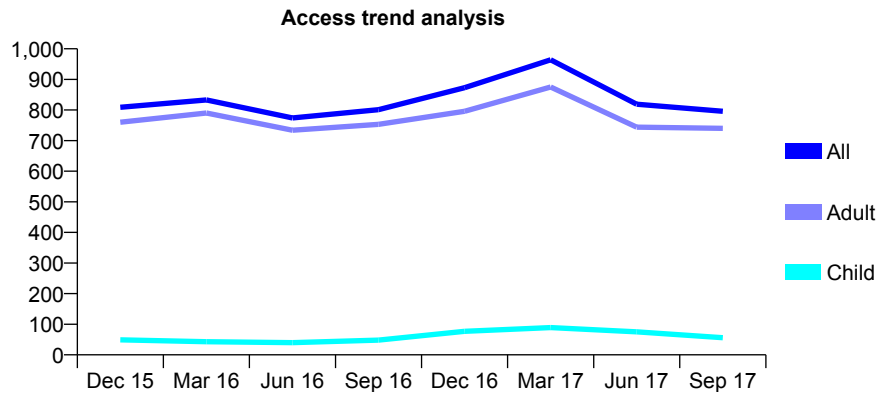
Q50 - Vital Signs At a Glance Contract Report for 163880/0002 - September 2017

Name or company name	Lawrence Street Dental Practice Ltd
Contract type name	PDS Contract
Purpose of contract	General
Contract start date	01/06/2011
Contract end date	31/03/2018

17/18 Contracted general activity (UDA)	4
Carry forward general activity (UDA)	0
17/18 Contracted orthodontic activity (UOA)	0
Carry forward orthodontic activity (UOA)	0
Baseline contract value	£72,327.95

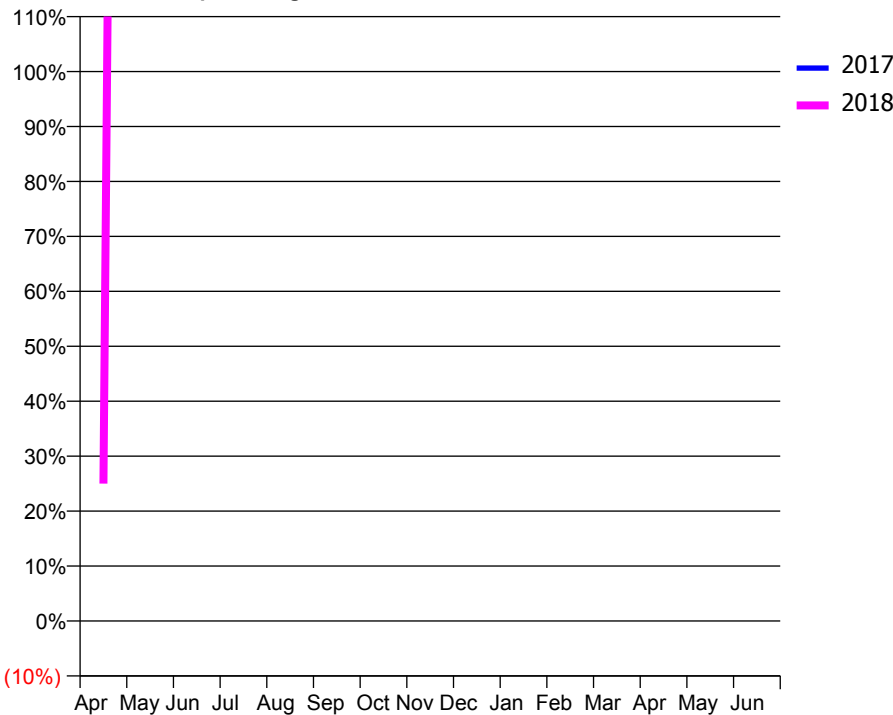
ACCESS*

Patients seen in 24 months	Total	Change since previous quarter
Quarter ending September 2016	801	
Quarter ending December 2016	873	↑
Quarter ending March 2017	964	↑
Quarter ending June 2017	819	↓
Quarter ending September 2017	796	↓
Variance since September 2016	(0.6%)	→



ACTIVITY

Cumulative percentage of contracted UDA delivered 2017 & 2018



Adjusted Scheduled Activity (UDA)		
Month	2017	2018
April	42	1
May	126	38
June	158	72
July	185	168
August	286	247
September	478	458
October	565	
November	667	
December	822	
January	1,030	
February	1,130	
March	1,292	
April	1,358	
May	1,373	
June	1,373	

QUALITY

	Quantity	Base Number	Contract	AT	Region	England
% of FP17s for the same patient ID Re-attending within 3 months - Children	0	49	0.0%	9.6%	12.8%	11.9%
% of FP17s for the same patient ID Re-attending within 3 months - Adults	6	381	1.6%	13.4%	16.5%	15.9%
% of FP17s for the same patient ID Re-attending between 3 & 9 months - Children	0	49	0.0%	63.9%	59.7%	58.1%
% of FP17s for the same patient ID Re-attending between 3 & 9 months - Adults	7	381	1.8%	55.5%	53.0%	50.6%
% of FP17s for Band 1 Urgent Courses	312	364	85.7%	7.4%	9.2%	9.1%
% of FP17s Relating to Free Repair or Replacements	0	364	0.0%	0.9%	1.0%	0.8%
% of FP17s Relating to Continuations	0	364	0.0%	1.2%	1.2%	1.1%
% of Patients satisfied with the dentistry they have received	2	2	N/A	92.1%	91.6%	91.4%
% of Patients satisfied with the time they had to wait for an appointment	2	2	N/A	88.7%	88.1%	87.7%

* This is based on patients treated on this contract for their most recent course of treatment. Figures in italics indicate the base number of FP17s or Patient Questionnaire responses are less than 100. N/A is shown where the base number of responses is less than 10 during the period. % is calculated as Quantity/Base number*100

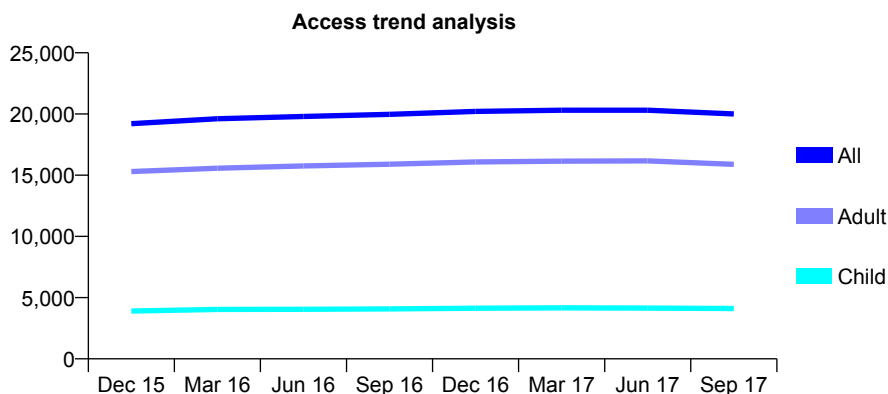
Q50 - Vital Signs At a Glance Contract Report for 163961/0001 - September 2017

Name or company name	Pierce & Geddes Limited
Contract type name	GDS Contract
Purpose of contract	General
Contract start date	01/12/2008
Contract end date	

17/18 Contracted general activity (UDA)	65,063
Carry forward general activity (UDA)	0
17/18 Contracted orthodontic activity (UOA)	0
Carry forward orthodontic activity (UOA)	0
Baseline contract value	£2,006,643.63

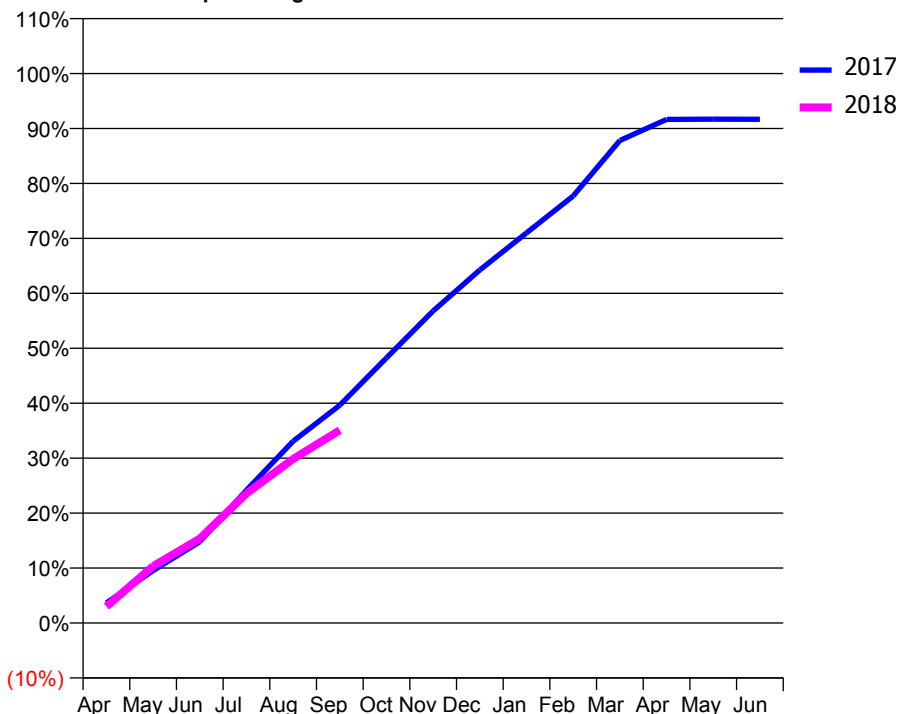
ACCESS*

Patients seen in 24 months	Total	Change since previous quarter
Quarter ending September 2016	19,976	
Quarter ending December 2016	20,217	→
Quarter ending March 2017	20,306	→
Quarter ending June 2017	20,313	→
Quarter ending September 2017	20,006	↓
Variance since September 2016	0.2%	→



ACTIVITY

Cumulative percentage of contracted UDA delivered 2017 & 2018



Month	Adjusted Scheduled Activity (UDA)	
	2017	2018
April	2,381	1,950
May	6,221	6,732
June	9,619	9,993
July	15,741	15,333
August	21,535	19,433
September	25,798	22,815
October	31,392	
November	36,955	
December	41,800	
January	46,195	
February	50,567	
March	57,125	
April	59,628	
May	59,652	
June	59,649	

QUALITY

	Quantity	Base Number	Contract	AT	Region	England
% of FP17s for the same patient ID Re-attending within 3 months - Children	212	3,641	5.8%	9.6%	12.8%	11.9%
% of FP17s for the same patient ID Re-attending within 3 months - Adults	1,010	11,032	9.2%	13.4%	16.5%	15.9%
% of FP17s for the same patient ID Re-attending between 3 & 9 months - Children	2,780	3,641	76.4%	63.9%	59.7%	58.1%
% of FP17s for the same patient ID Re-attending between 3 & 9 months - Adults	7,835	11,032	71.0%	55.5%	53.0%	50.6%
% of FP17s for Band 1 Urgent Courses	846	13,455	6.3%	7.4%	9.2%	9.1%
% of FP17s Relating to Free Repair or Replacements	73	13,455	0.5%	0.9%	1.0%	0.8%
% of FP17s Relating to Continuations	79	13,455	0.6%	1.2%	1.2%	1.1%
% of Patients satisfied with the dentistry they have received	34	38	89.5%	92.1%	91.6%	91.4%
% of Patients satisfied with the time they had to wait for an appointment	35	38	92.1%	88.7%	88.1%	87.7%

* This is based on patients treated on this contract for their most recent course of treatment. Figures in italics indicate the base number of FP17s or Patient Questionnaire responses are less than 100. N/A is shown where the base number of responses is less than 10 during the period. % is calculated as Quantity/Base number*100

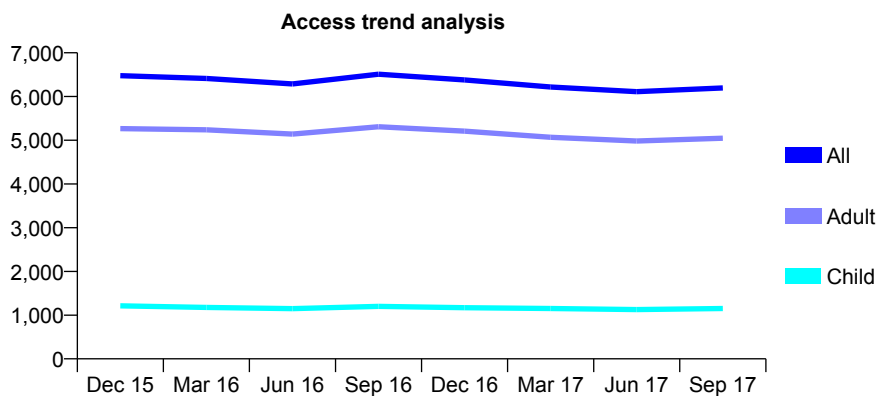
Q50 - Vital Signs At a Glance Contract Report for 164119/0001 - September 2017

Name or company name	Filey Dental Care Centre Partnership
Contract type name	GDS Contract
Purpose of contract	General
Contract start date	24/08/2012
Contract end date	

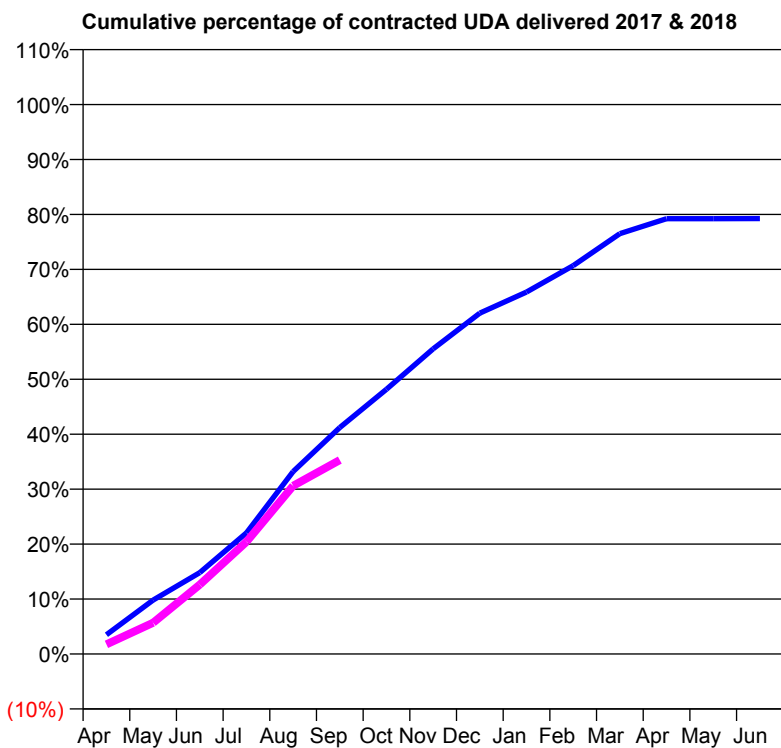
17/18 Contracted general activity (UDA)	23,000
Carry forward general activity (UDA)	0
17/18 Contracted orthodontic activity (UOA)	0
Carry forward orthodontic activity (UOA)	0
Baseline contract value	£616,473.40

ACCESS*

Patients seen in 24 months	Total	Change since previous quarter
Quarter ending September 2016	6,511	
Quarter ending December 2016	6,378	↓
Quarter ending March 2017	6,219	↓
Quarter ending June 2017	6,110	↓
Quarter ending September 2017	6,195	→
Variance since September 2016	(4.9%)	↓



ACTIVITY



Month	Adjusted Scheduled Activity (UDA)	
	2017	2018
April	806	404
May	2,257	1,310
June	3,409	2,902
July	5,069	4,698
August	7,637	7,041
September	9,482	8,117
October	11,080	
November	12,771	
December	14,267	
January	15,150	
February	16,257	
March	17,595	
April	18,219	
May	18,222	
June	18,228	

QUALITY

	Quantity	Base Number	Contract	AT	Region	England
% of FP17s for the same patient ID Re-attending within 3 months - Children	36	796	4.5%	9.6%	12.8%	11.9%
% of FP17s for the same patient ID Re-attending within 3 months - Adults	407	3,315	12.3%	13.4%	16.5%	15.9%
% of FP17s for the same patient ID Re-attending between 3 & 9 months - Children	388	796	48.7%	63.9%	59.7%	58.1%
% of FP17s for the same patient ID Re-attending between 3 & 9 months - Adults	1,179	3,315	35.6%	55.5%	53.0%	50.6%
% of FP17s for Band 1 Urgent Courses	308	3,829	8.0%	7.4%	9.2%	9.1%
% of FP17s Relating to Free Repair or Replacements	43	3,829	1.1%	0.9%	1.0%	0.8%
% of FP17s Relating to Continuations	56	3,829	1.5%	1.2%	1.2%	1.1%
% of Patients satisfied with the dentistry they have received	15	20	75.0%	92.1%	91.6%	91.4%
% of Patients satisfied with the time they had to wait for an appointment	15	20	75.0%	88.7%	88.1%	87.7%

* This is based on patients treated on this contract for their most recent course of treatment. Figures in italics indicate the base number of FP17s or Patient Questionnaire responses are less than 100. N/A is shown where the base number of responses is less than 10 during the period. % is calculated as Quantity/Base number*100

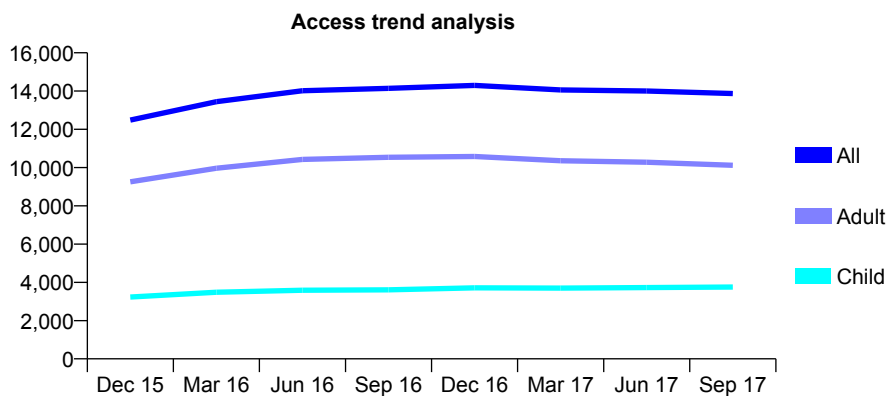
Q50 - Vital Signs At a Glance Contract Report for 164623/0001 - September 2017

Name or company name	Clock House Dental Practice
Contract type name	GDS Contract
Purpose of contract	General
Contract start date	01/07/2014
Contract end date	

17/18 Contracted general activity (UDA)	38,182
Carry forward general activity (UDA)	0
17/18 Contracted orthodontic activity (UOA)	0
Carry forward orthodontic activity (UOA)	0
Baseline contract value	£1,103,259.65

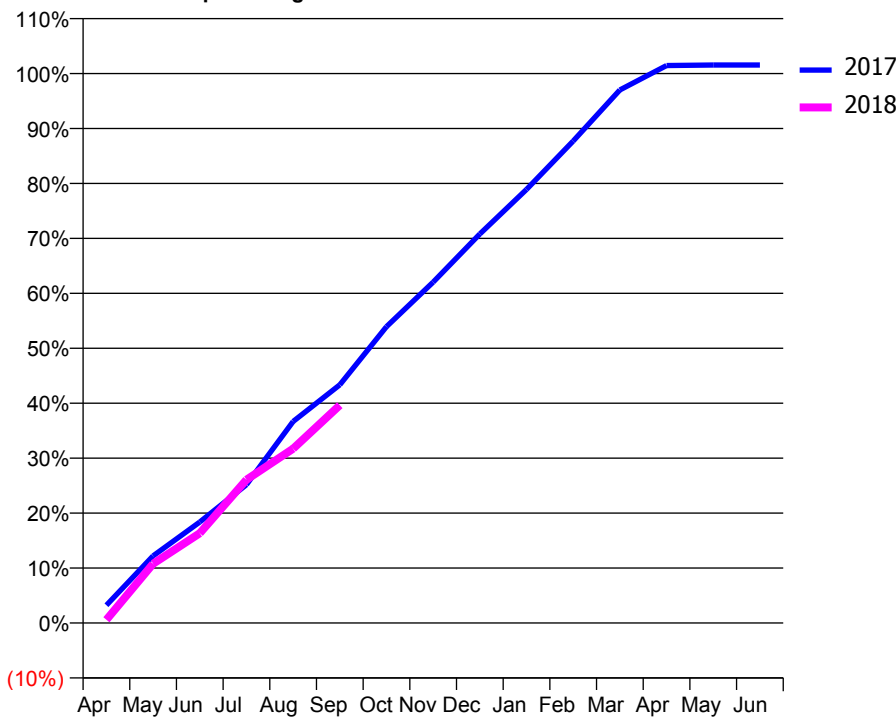
ACCESS*

Patients seen in 24 months	Total	Change since previous quarter
Quarter ending September 2016	14,143	
Quarter ending December 2016	14,293	→
Quarter ending March 2017	14,055	↓
Quarter ending June 2017	14,006	→
Quarter ending September 2017	13,871	→
Variance since September 2016	(1.9%)	↓



ACTIVITY

Cumulative percentage of contracted UDA delivered 2017 & 2018



Month	Adjusted Scheduled Activity (UDA)	
	2017	2018
April	1,236	227
May	4,670	4,116
June	7,022	6,245
July	9,614	9,953
August	14,003	12,115
September	16,556	15,131
October	20,590	
November	23,691	
December	27,035	
January	30,127	
February	33,492	
March	37,036	
April	38,734	
May	38,773	
June	38,773	

QUALITY

	Quantity	Base Number	Contract	AT	Region	England
% of FP17s for the same patient ID Re-attending within 3 months - Children	175	2,702	6.5%	9.6%	12.8%	11.9%
% of FP17s for the same patient ID Re-attending within 3 months - Adults	728	6,370	11.4%	13.4%	16.5%	15.9%
% of FP17s for the same patient ID Re-attending between 3 & 9 months - Children	1,639	2,702	60.7%	63.9%	59.7%	58.1%
% of FP17s for the same patient ID Re-attending between 3 & 9 months - Adults	3,841	6,370	60.3%	55.5%	53.0%	50.6%
% of FP17s for Band 1 Urgent Courses	615	8,302	7.4%	7.4%	9.2%	9.1%
% of FP17s Relating to Free Repair or Replacements	36	8,302	0.4%	0.9%	1.0%	0.8%
% of FP17s Relating to Continuations	48	8,302	0.6%	1.2%	1.2%	1.1%
% of Patients satisfied with the dentistry they have received	30	32	93.8%	92.1%	91.6%	91.4%
% of Patients satisfied with the time they had to wait for an appointment	29	32	90.6%	88.7%	88.1%	87.7%

* This is based on patients treated on this contract for their most recent course of treatment. Figures in italics indicate the base number of FP17s or Patient Questionnaire responses are less than 100. N/A is shown where the base number of responses is less than 10 during the period. % is calculated as Quantity/Base number*100

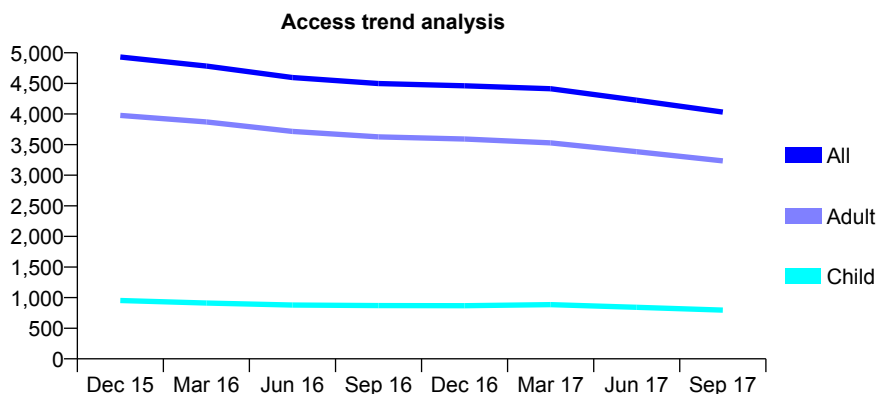
Q50 - Vital Signs At a Glance Contract Report for 164690/0001 - September 2017

Name or company name	IDH 477 Limited
Contract type name	GDS Contract
Purpose of contract	General
Contract start date	01/04/2008
Contract end date	

17/18 Contracted general activity (UDA)	11,845
Carry forward general activity (UDA)	0
17/18 Contracted orthodontic activity (UOA)	0
Carry forward orthodontic activity (UOA)	0
Baseline contract value	£371,895.11

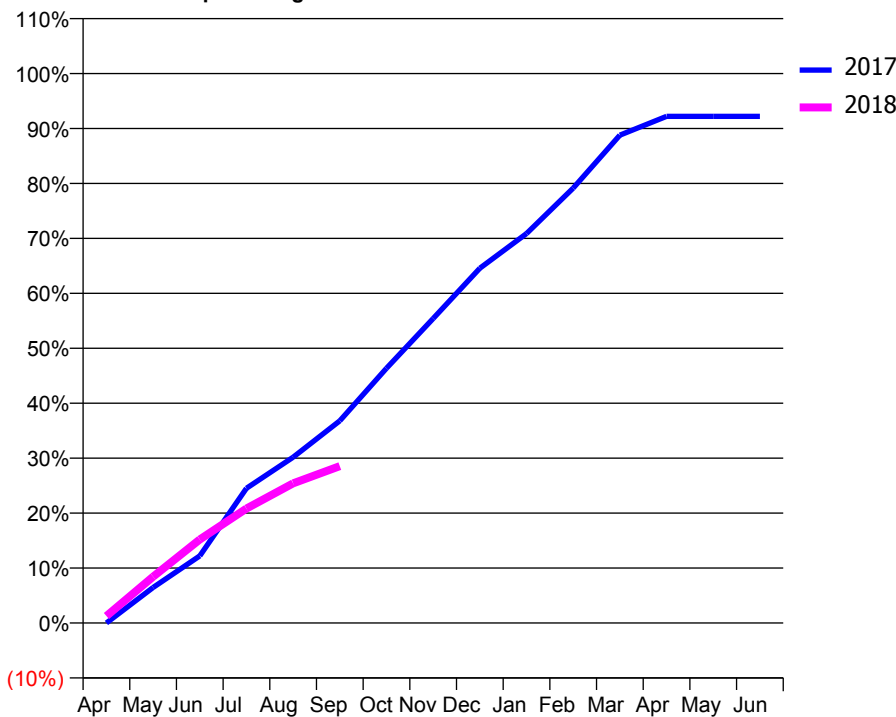
ACCESS*

Patients seen in 24 months	Total	Change since previous quarter
Quarter ending September 2016	4,498	
Quarter ending December 2016	4,460	→
Quarter ending March 2017	4,413	↓
Quarter ending June 2017	4,225	↓
Quarter ending September 2017	4,031	↓
Variance since September 2016	(10.4%)	↓



ACTIVITY

Cumulative percentage of contracted UDA delivered 2017 & 2018



Adjusted Scheduled Activity (UDA)

Month	2017	2018
April	0	150
May	766	998
June	1,447	1,801
July	2,904	2,468
August	3,574	3,010
September	4,358	3,382
October	5,491	
November	6,564	
December	7,648	
January	8,396	
February	9,374	
March	10,517	
April	10,922	
May	10,922	
June	10,922	

QUALITY

	Quantity	Base Number	Contract	AT	Region	England
% of FP17s for the same patient ID Re-attending within 3 months - Children	24	358	6.7%	9.6%	12.8%	11.9%
% of FP17s for the same patient ID Re-attending within 3 months - Adults	216	1,386	15.6%	13.4%	16.5%	15.9%
% of FP17s for the same patient ID Re-attending between 3 & 9 months - Children	149	358	41.6%	63.9%	59.7%	58.1%
% of FP17s for the same patient ID Re-attending between 3 & 9 months - Adults	477	1,386	34.4%	55.5%	53.0%	50.6%
% of FP17s for Band 1 Urgent Courses	135	1,591	8.5%	7.4%	9.2%	9.1%
% of FP17s Relating to Free Repair or Replacements	23	1,591	1.4%	0.9%	1.0%	0.8%
% of FP17s Relating to Continuations	27	1,591	1.7%	1.2%	1.2%	1.1%
% of Patients satisfied with the dentistry they have received	11	12	91.7%	92.1%	91.6%	91.4%
% of Patients satisfied with the time they had to wait for an appointment	5	12	41.7%	88.7%	88.1%	87.7%

* This is based on patients treated on this contract for their most recent course of treatment. Figures in italics indicate the base number of FP17s or Patient Questionnaire responses are less than 100. N/A is shown where the base number of responses is less than 10 during the period. % is calculated as Quantity/Base number*100

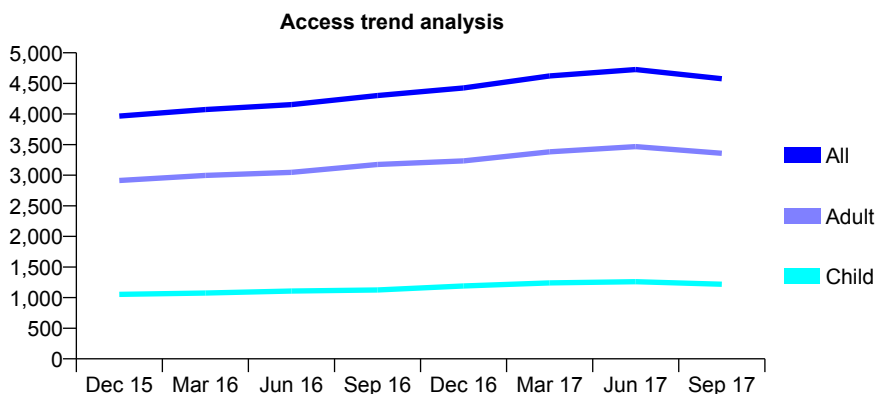
Q50 - Vital Signs At a Glance Contract Report for 164925/0001 - September 2017

Name or company name	City Health Dental
Contract type name	PDS Contract
Purpose of contract	General
Contract start date	01/06/2010
Contract end date	31/03/2018

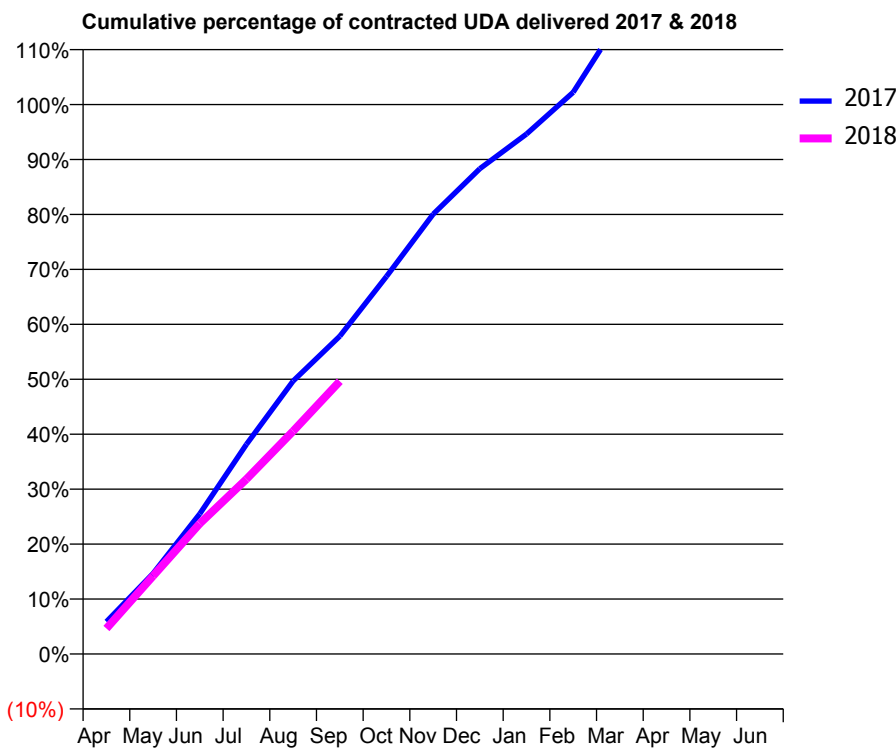
17/18 Contracted general activity (UDA)	10,000
Carry forward general activity (UDA)	0
17/18 Contracted orthodontic activity (UOA)	0
Carry forward orthodontic activity (UOA)	0
Baseline contract value	£357,428.76

ACCESS*

Patients seen in 24 months	Total	Change since previous quarter
Quarter ending September 2016	4,301	
Quarter ending December 2016	4,425	↑
Quarter ending March 2017	4,622	↑
Quarter ending June 2017	4,727	↑
Quarter ending September 2017	4,576	↓
Variance since September 2016	6.4%	↑



ACTIVITY



Adjusted Scheduled Activity (UDA)		
Month	2017	2018
April	589	465
May	1,467	1,420
June	2,552	2,375
July	3,815	3,184
August	4,969	4,056
September	5,783	4,963
October	6,872	
November	8,004	
December	8,832	
January	9,462	
February	10,222	
March	11,553	
April	12,023	
May	12,025	
June	12,025	

QUALITY

	Quantity	Base Number	Contract	AT	Region	England
% of FP17s for the same patient ID Re-attending within 3 months - Children	51	797	6.4%	9.6%	12.8%	11.9%
% of FP17s for the same patient ID Re-attending within 3 months - Adults	359	2,256	15.9%	13.4%	16.5%	15.9%
% of FP17s for the same patient ID Re-attending between 3 & 9 months - Children	429	797	53.8%	63.9%	59.7%	58.1%
% of FP17s for the same patient ID Re-attending between 3 & 9 months - Adults	1,153	2,256	51.1%	55.5%	53.0%	50.6%
% of FP17s for Band 1 Urgent Courses	305	2,831	10.8%	7.4%	9.2%	9.1%
% of FP17s Relating to Free Repair or Replacements	42	2,831	1.5%	0.9%	1.0%	0.8%
% of FP17s Relating to Continuations	45	2,831	1.6%	1.2%	1.2%	1.1%
% of Patients satisfied with the dentistry they have received	13	14	92.9%	92.1%	91.6%	91.4%
% of Patients satisfied with the time they had to wait for an appointment	12	14	85.7%	88.7%	88.1%	87.7%

* This is based on patients treated on this contract for their most recent course of treatment. Figures in italics indicate the base number of FP17s or Patient Questionnaire responses are less than 100. N/A is shown where the base number of responses is less than 10 during the period. % is calculated as Quantity/Base number*100

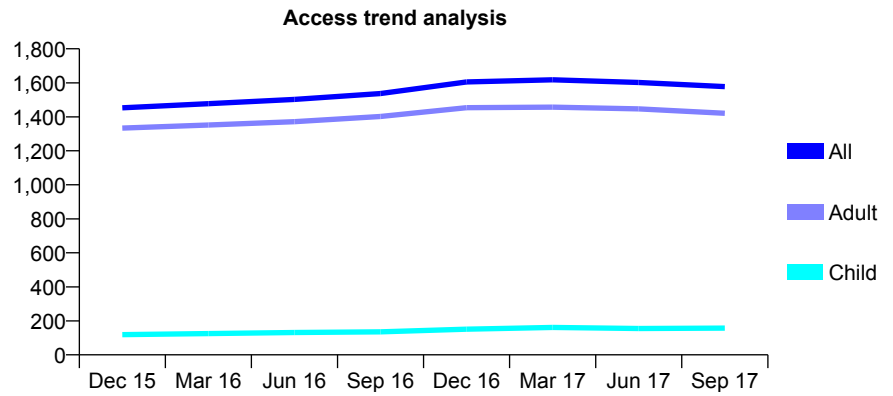
Q50 - Vital Signs At a Glance Contract Report for 164925/0002 - September 2017

Name or company name	City Health Dental
Contract type name	PDS Contract
Purpose of contract	General
Contract start date	01/06/2010
Contract end date	31/03/2018

17/18 Contracted general activity (UDA)	6,000
Carry forward general activity (UDA)	0
17/18 Contracted orthodontic activity (UOA)	0
Carry forward orthodontic activity (UOA)	0
Baseline contract value	£230,994.14

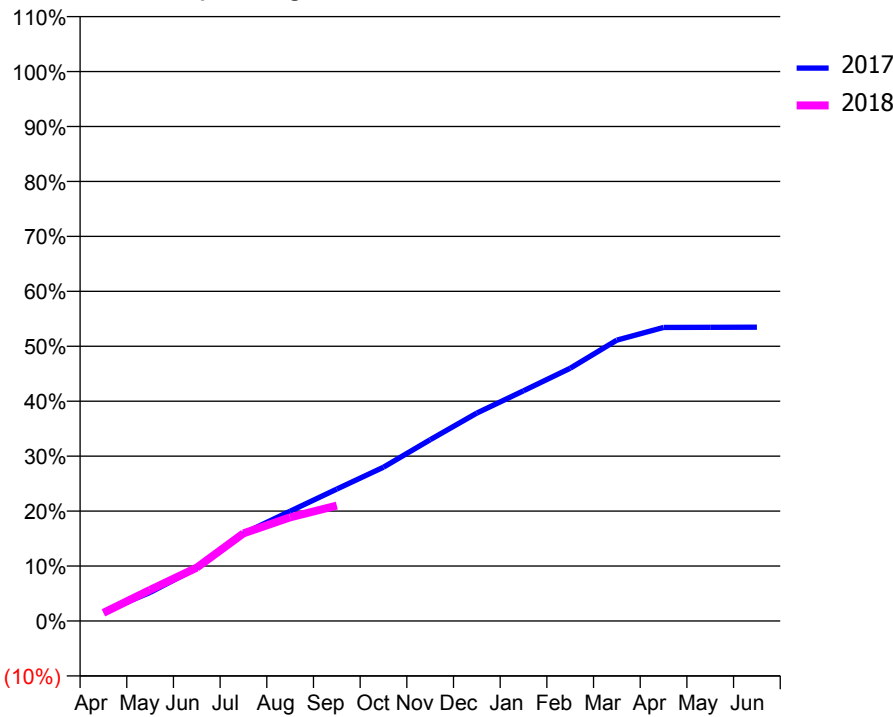
ACCESS*

Patients seen in 24 months	Total	Change since previous quarter
Quarter ending September 2016	1,537	
Quarter ending December 2016	1,605	↑
Quarter ending March 2017	1,618	→
Quarter ending June 2017	1,602	→
Quarter ending September 2017	1,578	↓
Variance since September 2016	2.7%	↑



ACTIVITY

Cumulative percentage of contracted UDA delivered 2017 & 2018



Month	Adjusted Scheduled Activity (UDA)	
	2017	2018
April	100	89
May	313	340
June	579	584
July	956	957
August	1,199	1,132
September	1,441	1,260
October	1,679	
November	1,979	
December	2,271	
January	2,514	
February	2,760	
March	3,067	
April	3,205	
May	3,207	
June	3,208	

QUALITY

	Quantity	Base Number	Contract	AT	Region	England
% of FP17s for the same patient ID Re-attending within 3 months - Children	14	111	12.6%	9.6%	12.8%	11.9%
% of FP17s for the same patient ID Re-attending within 3 months - Adults	114	855	13.3%	13.4%	16.5%	15.9%
% of FP17s for the same patient ID Re-attending between 3 & 9 months - Children	40	111	36.0%	63.9%	59.7%	58.1%
% of FP17s for the same patient ID Re-attending between 3 & 9 months - Adults	256	855	29.9%	55.5%	53.0%	50.6%
% of FP17s for Band 1 Urgent Courses	455	896	50.8%	7.4%	9.2%	9.1%
% of FP17s Relating to Free Repair or Replacements	4	896	0.4%	0.9%	1.0%	0.8%
% of FP17s Relating to Continuations	12	896	1.3%	1.2%	1.2%	1.1%
% of Patients satisfied with the dentistry they have received	1	1	N/A	92.1%	91.6%	91.4%
% of Patients satisfied with the time they had to wait for an appointment	0	1	N/A	88.7%	88.1%	87.7%

* This is based on patients treated on this contract for their most recent course of treatment. Figures in italics indicate the base number of FP17s or Patient Questionnaire responses are less than 100. N/A is shown where the base number of responses is less than 10 during the period. % is calculated as Quantity/Base number*100

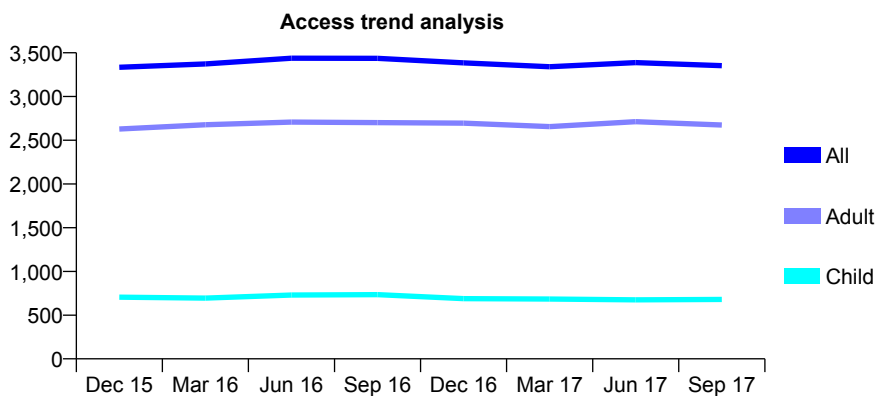
Q50 - Vital Signs At a Glance Contract Report for 164925/0003 - September 2017

Name or company name	City Health Dental
Contract type name	PDS Contract
Purpose of contract	General
Contract start date	01/06/2010
Contract end date	31/03/2018

17/18 Contracted general activity (UDA)	11,000
Carry forward general activity (UDA)	0
17/18 Contracted orthodontic activity (UOA)	0
Carry forward orthodontic activity (UOA)	0
Baseline contract value	£393,171.64

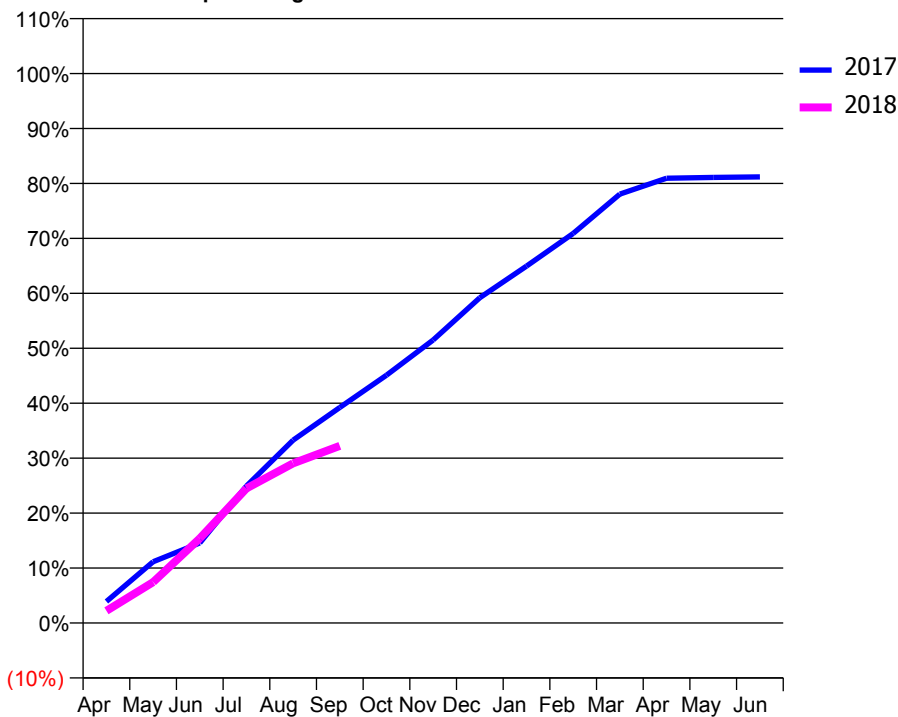
ACCESS*

Patients seen in 24 months	Total	Change since previous quarter
Quarter ending September 2016	3,437	
Quarter ending December 2016	3,385	↓
Quarter ending March 2017	3,340	↓
Quarter ending June 2017	3,388	→
Quarter ending September 2017	3,353	↓
Variance since September 2016	(2.4%)	↓



ACTIVITY

Cumulative percentage of contracted UDA delivered 2017 & 2018



Month	Adjusted Scheduled Activity (UDA)	
	2017	2018
April	432	244
May	1,227	818
June	1,602	1,695
July	2,742	2,694
August	3,662	3,196
September	4,314	3,547
October	4,961	
November	5,665	
December	6,511	
January	7,144	
February	7,798	
March	8,586	
April	8,903	
May	8,918	
June	8,931	

QUALITY

	Quantity	Base Number	Contract	AT	Region	England
% of FP17s for the same patient ID Re-attending within 3 months - Children	34	432	7.9%	9.6%	12.8%	11.9%
% of FP17s for the same patient ID Re-attending within 3 months - Adults	268	1,748	15.3%	13.4%	16.5%	15.9%
% of FP17s for the same patient ID Re-attending between 3 & 9 months - Children	246	432	56.9%	63.9%	59.7%	58.1%
% of FP17s for the same patient ID Re-attending between 3 & 9 months - Adults	831	1,748	47.5%	55.5%	53.0%	50.6%
% of FP17s for Band 1 Urgent Courses	420	2,044	20.5%	7.4%	9.2%	9.1%
% of FP17s Relating to Free Repair or Replacements	11	2,044	0.5%	0.9%	1.0%	0.8%
% of FP17s Relating to Continuations	26	2,044	1.3%	1.2%	1.2%	1.1%
% of Patients satisfied with the dentistry they have received	5	6	N/A	92.1%	91.6%	91.4%
% of Patients satisfied with the time they had to wait for an appointment	6	6	N/A	88.7%	88.1%	87.7%

* This is based on patients treated on this contract for their most recent course of treatment. Figures in italics indicate the base number of FP17s or Patient Questionnaire responses are less than 100. N/A is shown where the base number of responses is less than 10 during the period. % is calculated as Quantity/Base number*100

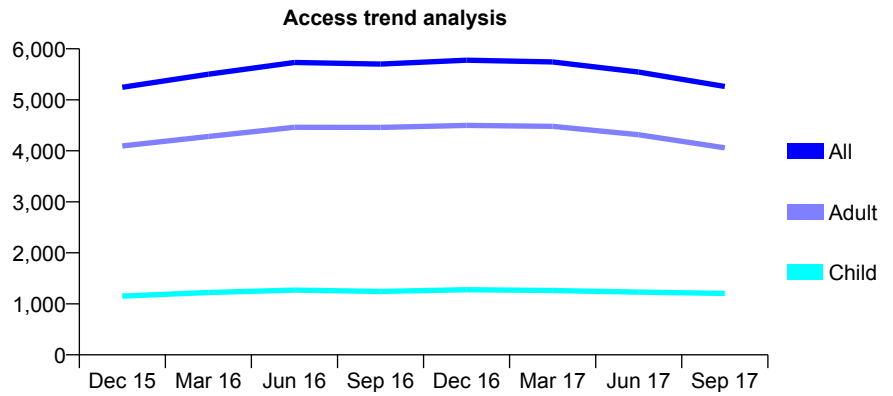
Q50 - Vital Signs At a Glance Contract Report for 164925/0004 - September 2017

Name or company name	City Health Dental
Contract type name	PDS Contract
Purpose of contract	General
Contract start date	01/06/2010
Contract end date	31/03/2018

17/18 Contracted general activity (UDA)	10,000
Carry forward general activity (UDA)	0
17/18 Contracted orthodontic activity (UOA)	0
Carry forward orthodontic activity (UOA)	0
Baseline contract value	£357,428.76

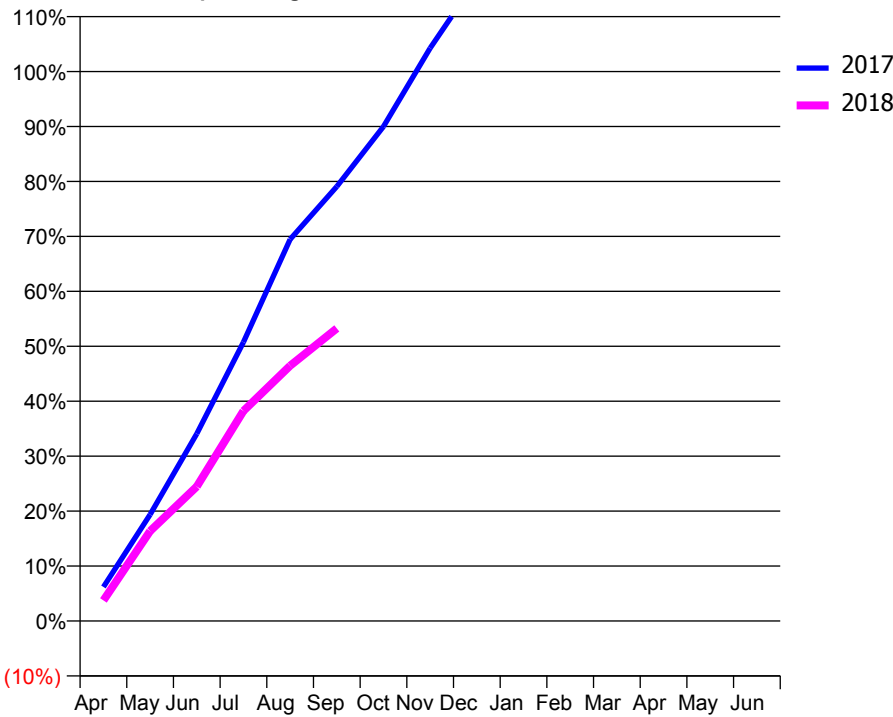
ACCESS*

Patients seen in 24 months	Total	Change since previous quarter
Quarter ending September 2016	5,701	
Quarter ending December 2016	5,776	→
Quarter ending March 2017	5,742	→
Quarter ending June 2017	5,544	↓
Quarter ending September 2017	5,261	↓
Variance since September 2016	(7.7%)	↓



ACTIVITY

Cumulative percentage of contracted UDA delivered 2017 & 2018



Month	Adjusted Scheduled Activity (UDA)	
	2017	2018
April	620	374
May	1,937	1,636
June	3,409	2,448
July	5,075	3,824
August	6,946	4,646
September	7,907	5,325
October	8,999	
November	10,427	
December	11,676	
January	12,695	
February	14,029	
March	15,567	
April	16,455	
May	16,458	
June	16,458	

QUALITY

	Quantity	Base Number	Contract	AT	Region	England
% of FP17s for the same patient ID Re-attending within 3 months - Children	43	743	5.8%	9.6%	12.8%	11.9%
% of FP17s for the same patient ID Re-attending within 3 months - Adults	292	2,261	12.9%	13.4%	16.5%	15.9%
% of FP17s for the same patient ID Re-attending between 3 & 9 months - Children	447	743	60.2%	63.9%	59.7%	58.1%
% of FP17s for the same patient ID Re-attending between 3 & 9 months - Adults	1,376	2,261	60.9%	55.5%	53.0%	50.6%
% of FP17s for Band 1 Urgent Courses	280	2,601	10.8%	7.4%	9.2%	9.1%
% of FP17s Relating to Free Repair or Replacements	34	2,601	1.3%	0.9%	1.0%	0.8%
% of FP17s Relating to Continuations	33	2,601	1.3%	1.2%	1.2%	1.1%
% of Patients satisfied with the dentistry they have received	11	12	91.7%	92.1%	91.6%	91.4%
% of Patients satisfied with the time they had to wait for an appointment	10	12	83.3%	88.7%	88.1%	87.7%

* This is based on patients treated on this contract for their most recent course of treatment. Figures in italics indicate the base number of FP17s or Patient Questionnaire responses are less than 100. N/A is shown where the base number of responses is less than 10 during the period. % is calculated as Quantity/Base number*100

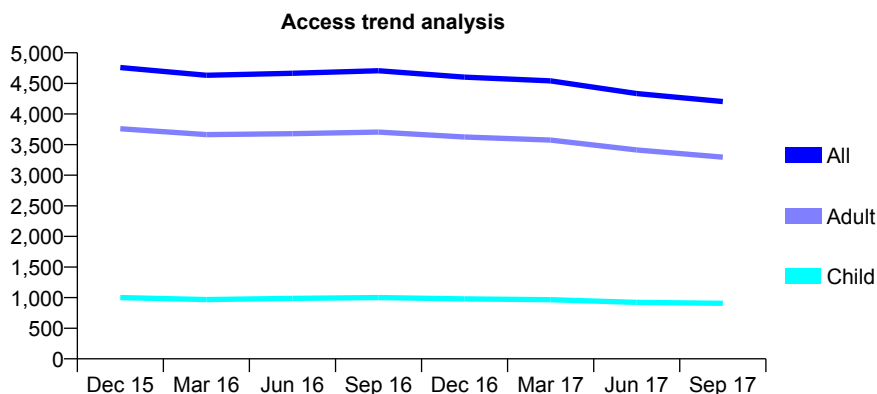
Q50 - Vital Signs At a Glance Contract Report for 164925/0006 - September 2017

Name or company name	City Health Dental
Contract type name	PDS Contract
Purpose of contract	General
Contract start date	01/06/2010
Contract end date	31/03/2018

17/18 Contracted general activity (UDA)	13,000
Carry forward general activity (UDA)	0
17/18 Contracted orthodontic activity (UOA)	0
Carry forward orthodontic activity (UOA)	0
Baseline contract value	£464,657.39

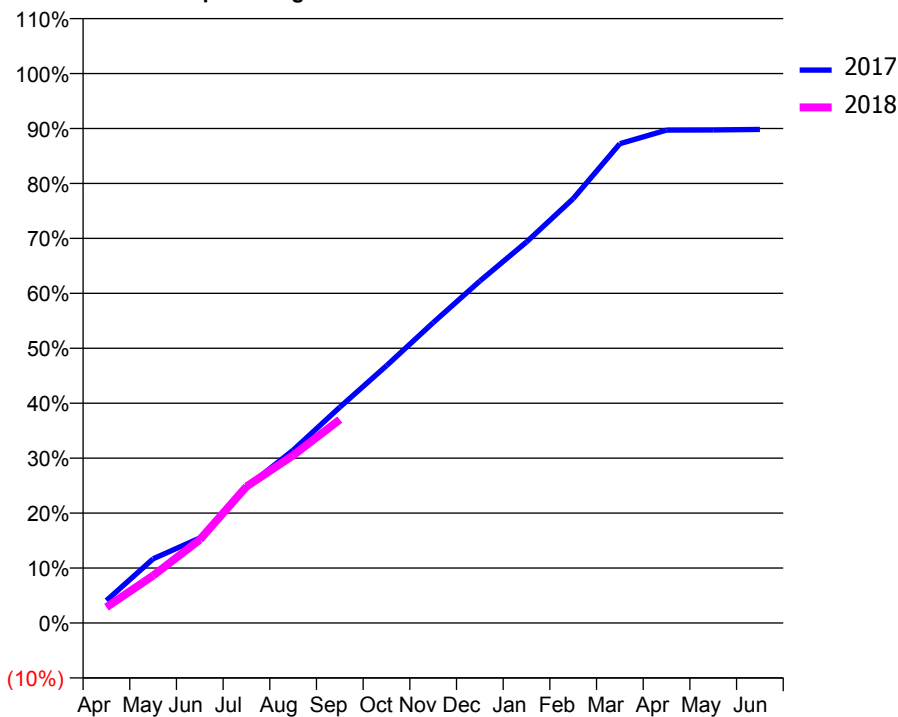
ACCESS*

Patients seen in 24 months	Total	Change since previous quarter
Quarter ending September 2016	4,707	
Quarter ending December 2016	4,603	↓
Quarter ending March 2017	4,542	↓
Quarter ending June 2017	4,334	↓
Quarter ending September 2017	4,203	↓
Variance since September 2016	(10.7%)	↓



ACTIVITY

Cumulative percentage of contracted UDA delivered 2017 & 2018



Adjusted Scheduled Activity (UDA)

Month	2017	2018
April	532	375
May	1,520	1,121
June	2,012	1,970
July	3,212	3,227
August	4,089	3,968
September	5,105	4,813
October	6,087	
November	7,105	
December	8,089	
January	9,016	
February	10,039	
March	11,339	
April	11,661	
May	11,664	
June	11,677	

QUALITY

	Quantity	Base Number	Contract	AT	Region	England
% of FP17s for the same patient ID Re-attending within 3 months - Children	32	598	5.4%	9.6%	12.8%	11.9%
% of FP17s for the same patient ID Re-attending within 3 months - Adults	366	2,200	16.6%	13.4%	16.5%	15.9%
% of FP17s for the same patient ID Re-attending between 3 & 9 months - Children	358	598	59.9%	63.9%	59.7%	58.1%
% of FP17s for the same patient ID Re-attending between 3 & 9 months - Adults	1,313	2,200	59.7%	55.5%	53.0%	50.6%
% of FP17s for Band 1 Urgent Courses	282	2,649	10.6%	7.4%	9.2%	9.1%
% of FP17s Relating to Free Repair or Replacements	68	2,649	2.6%	0.9%	1.0%	0.8%
% of FP17s Relating to Continuations	29	2,649	1.1%	1.2%	1.2%	1.1%
% of Patients satisfied with the dentistry they have received	10	11	90.9%	92.1%	91.6%	91.4%
% of Patients satisfied with the time they had to wait for an appointment	9	11	81.8%	88.7%	88.1%	87.7%

* This is based on patients treated on this contract for their most recent course of treatment. Figures in italics indicate the base number of FP17s or Patient Questionnaire responses are less than 100. N/A is shown where the base number of responses is less than 10 during the period. % is calculated as Quantity/Base number*100

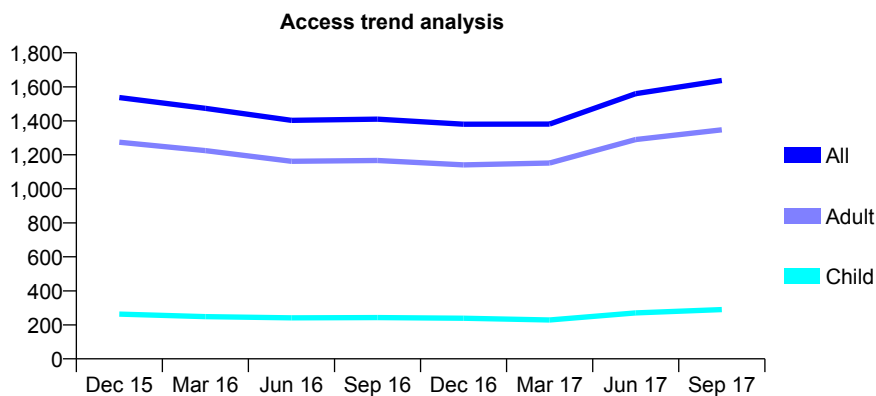
Q50 - Vital Signs At a Glance Contract Report for 164925/0007 - September 2017

Name or company name	City Health Dental
Contract type name	PDS Contract
Purpose of contract	General
Contract start date	01/06/2010
Contract end date	31/03/2018

17/18 Contracted general activity (UDA)	7,500
Carry forward general activity (UDA)	0
17/18 Contracted orthodontic activity (UOA)	0
Carry forward orthodontic activity (UOA)	0
Baseline contract value	£268,071.57

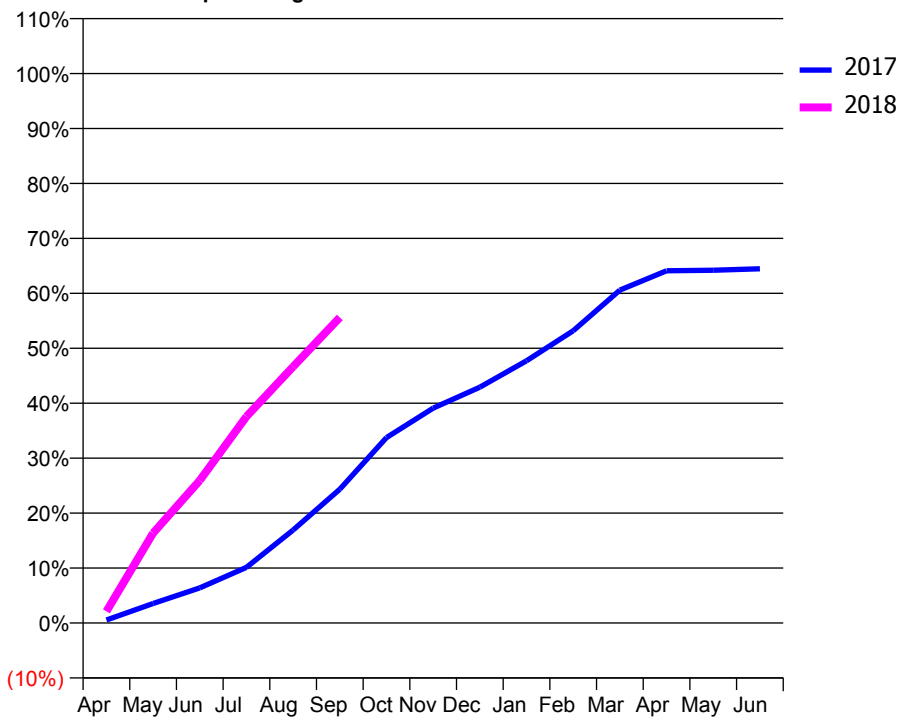
ACCESS*

Patients seen in 24 months	Total	Change since previous quarter
Quarter ending September 2016	1,410	
Quarter ending December 2016	1,380	↓
Quarter ending March 2017	1,381	→
Quarter ending June 2017	1,560	↑
Quarter ending September 2017	1,637	↑
Variance since September 2016	16.1%	↑



ACTIVITY

Cumulative percentage of contracted UDA delivered 2017 & 2018



Month	Adjusted Scheduled Activity (UDA)	
	2017	2018
April	33	159
May	213	1,228
June	383	1,946
July	608	2,819
August	1,015	3,498
September	1,462	4,171
October	2,025	
November	2,347	
December	2,575	
January	2,864	
February	3,190	
March	3,635	
April	3,846	
May	3,853	
June	3,868	

QUALITY

	Quantity	Base Number	Contract	AT	Region	England
% of FP17s for the same patient ID Re-attending within 3 months - Children	25	272	9.2%	9.6%	12.8%	11.9%
% of FP17s for the same patient ID Re-attending within 3 months - Adults	221	1,162	19.0%	13.4%	16.5%	15.9%
% of FP17s for the same patient ID Re-attending between 3 & 9 months - Children	103	272	37.9%	63.9%	59.7%	58.1%
% of FP17s for the same patient ID Re-attending between 3 & 9 months - Adults	435	1,162	37.4%	55.5%	53.0%	50.6%
% of FP17s for Band 1 Urgent Courses	84	1,353	6.2%	7.4%	9.2%	9.1%
% of FP17s Relating to Free Repair or Replacements	30	1,353	2.2%	0.9%	1.0%	0.8%
% of FP17s Relating to Continuations	38	1,353	2.8%	1.2%	1.2%	1.1%
% of Patients satisfied with the dentistry they have received	7	7	N/A	92.1%	91.6%	91.4%
% of Patients satisfied with the time they had to wait for an appointment	6	7	N/A	88.7%	88.1%	87.7%

* This is based on patients treated on this contract for their most recent course of treatment. Figures in italics indicate the base number of FP17s or Patient Questionnaire responses are less than 100. N/A is shown where the base number of responses is less than 10 during the period. % is calculated as Quantity/Base number*100

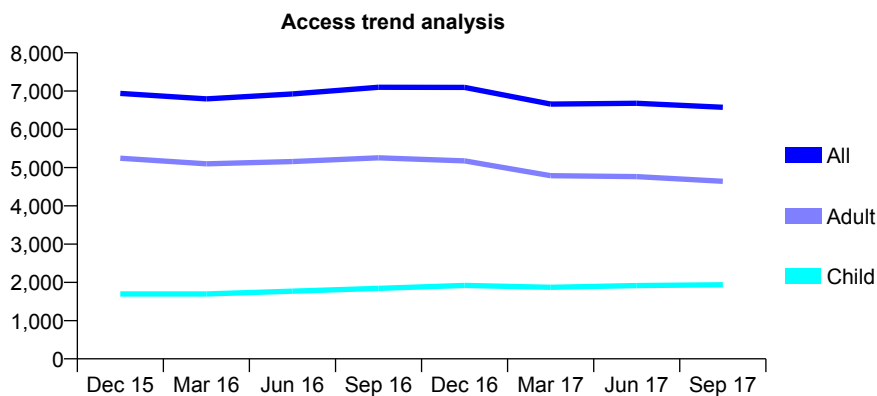
Q50 - Vital Signs At a Glance Contract Report for 166103/0001 - September 2017

Name or company name	The Dental Design Studio
Contract type name	GDS Contract
Purpose of contract	General
Contract start date	01/09/2013
Contract end date	

17/18 Contracted general activity (UDA)	11,620
Carry forward general activity (UDA)	0
17/18 Contracted orthodontic activity (UOA)	0
Carry forward orthodontic activity (UOA)	0
Baseline contract value	£367,923.73

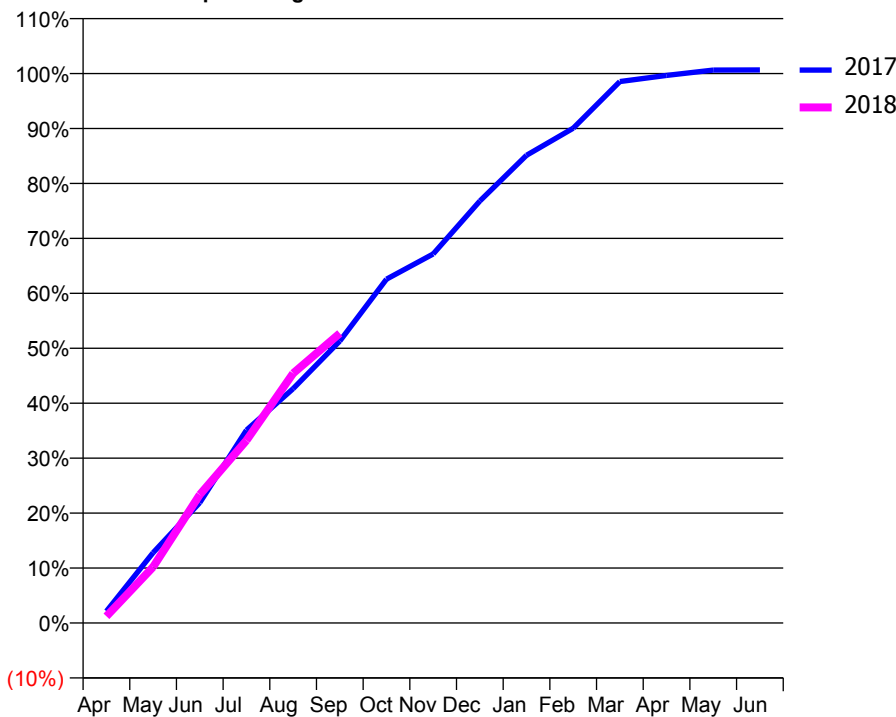
ACCESS*

Patients seen in 24 months	Total	Change since previous quarter
Quarter ending September 2016	7,099	
Quarter ending December 2016	7,094	→
Quarter ending March 2017	6,658	↓
Quarter ending June 2017	6,679	→
Quarter ending September 2017	6,576	↓
Variance since September 2016	(7.4%)	↓



ACTIVITY

Cumulative percentage of contracted UDA delivered 2017 & 2018



Adjusted Scheduled Activity (UDA)

Month	2017	2018
April	250	141
May	1,488	1,185
June	2,544	2,713
July	4,078	3,863
August	4,957	5,281
September	5,962	6,127
October	7,271	
November	7,804	
December	8,924	
January	9,892	
February	10,462	
March	11,451	
April	11,581	
May	11,693	
June	11,696	

QUALITY

	Quantity	Base Number	Contract	AT	Region	England
% of FP17s for the same patient ID Re-attending within 3 months - Children	54	1,384	3.9%	9.6%	12.8%	11.9%
% of FP17s for the same patient ID Re-attending within 3 months - Adults	157	2,385	6.6%	13.4%	16.5%	15.9%
% of FP17s for the same patient ID Re-attending between 3 & 9 months - Children	823	1,384	59.5%	63.9%	59.7%	58.1%
% of FP17s for the same patient ID Re-attending between 3 & 9 months - Adults	368	2,385	15.4%	55.5%	53.0%	50.6%
% of FP17s for Band 1 Urgent Courses	204	3,646	5.6%	7.4%	9.2%	9.1%
% of FP17s Relating to Free Repair or Replacements	6	3,646	0.2%	0.9%	1.0%	0.8%
% of FP17s Relating to Continuations	20	3,646	0.5%	1.2%	1.2%	1.1%
% of Patients satisfied with the dentistry they have received	8	9	N/A	92.1%	91.6%	91.4%
% of Patients satisfied with the time they had to wait for an appointment	8	9	N/A	88.7%	88.1%	87.7%

* This is based on patients treated on this contract for their most recent course of treatment. Figures in italics indicate the base number of FP17s or Patient Questionnaire responses are less than 100. N/A is shown where the base number of responses is less than 10 during the period. % is calculated as Quantity/Base number*100

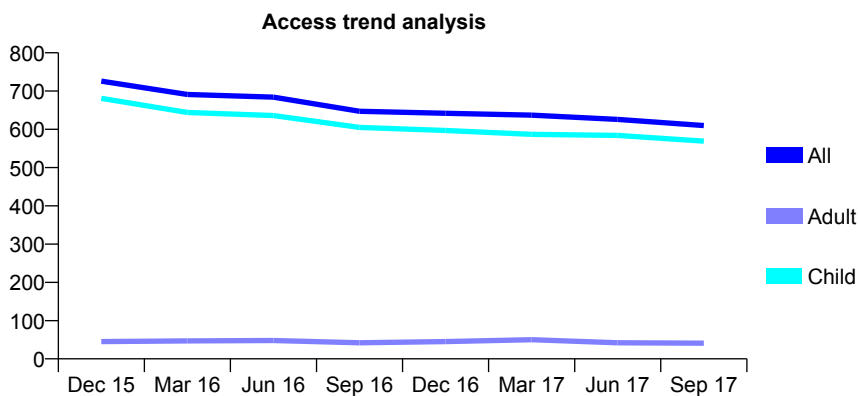
Q50 - Vital Signs At a Glance Contract Report for 167037/0001 - September 2017

Name or company name	Scarcho Dental Practice Limited
Contract type name	GDS Contract
Purpose of contract	General
Contract start date	21/03/2013
Contract end date	

17/18 Contracted general activity (UDA)	1,100
Carry forward general activity (UDA)	0
17/18 Contracted orthodontic activity (UOA)	0
Carry forward orthodontic activity (UOA)	0
Baseline contract value	£27,979.23

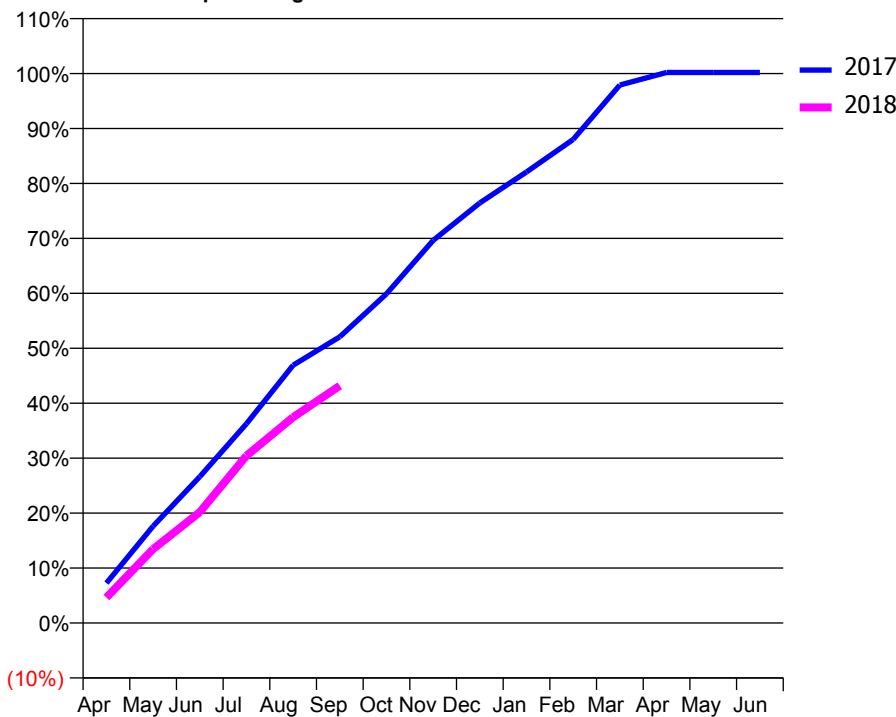
ACCESS*

Patients seen in 24 months	Total	Change since previous quarter
Quarter ending September 2016	647	
Quarter ending December 2016	642	→
Quarter ending March 2017	637	→
Quarter ending June 2017	626	↓
Quarter ending September 2017	610	↓
Variance since September 2016	(5.7%)	↓



ACTIVITY

Cumulative percentage of contracted UDA delivered 2017 & 2018



Month	Adjusted Scheduled Activity (UDA)	
	2017	2018
April	80	51
May	194	148
June	293	222
July	399	335
August	516	412
September	573	475
October	659	
November	766	
December	841	
January	903	
February	968	
March	1,077	
April	1,102	
May	1,102	
June	1,102	

QUALITY

	Quantity	Base Number	Contract	AT	Region	England
% of FP17s for the same patient ID Re-attending within 3 months - Children	14	385	3.6%	9.6%	12.8%	11.9%
% of FP17s for the same patient ID Re-attending within 3 months - Adults	0	0	N/A	13.4%	16.5%	15.9%
% of FP17s for the same patient ID Re-attending between 3 & 9 months - Children	234	385	60.8%	63.9%	59.7%	58.1%
% of FP17s for the same patient ID Re-attending between 3 & 9 months - Adults	0	0	N/A	55.5%	53.0%	50.6%
% of FP17s for Band 1 Urgent Courses	0	362	0.0%	7.4%	9.2%	9.1%
% of FP17s Relating to Free Repair or Replacements	0	362	0.0%	0.9%	1.0%	0.8%
% of FP17s Relating to Continuations	2	362	0.6%	1.2%	1.2%	1.1%
% of Patients satisfied with the dentistry they have received	0	0	N/A	92.1%	91.6%	91.4%
% of Patients satisfied with the time they had to wait for an appointment	0	0	N/A	88.7%	88.1%	87.7%

* This is based on patients treated on this contract for their most recent course of treatment. Figures in italics indicate the base number of FP17s or Patient Questionnaire responses are less than 100. N/A is shown where the base number of responses is less than 10 during the period. % is calculated as Quantity/Base number*100

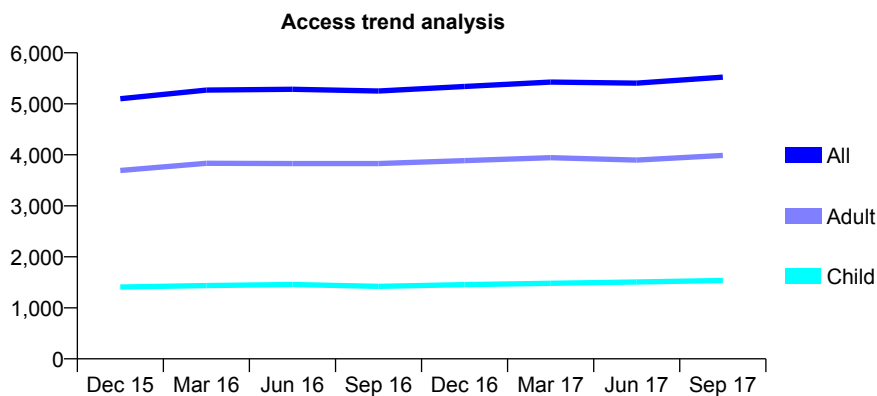
Q50 - Vital Signs At a Glance Contract Report for 167150/0001 - September 2017

Name or company name	Harris Family Dental Practice
Contract type name	GDS Contract
Purpose of contract	General
Contract start date	09/08/2012
Contract end date	

17/18 Contracted general activity (UDA)	17,600
Carry forward general activity (UDA)	0
17/18 Contracted orthodontic activity (UOA)	0
Carry forward orthodontic activity (UOA)	0
Baseline contract value	£512,623.25

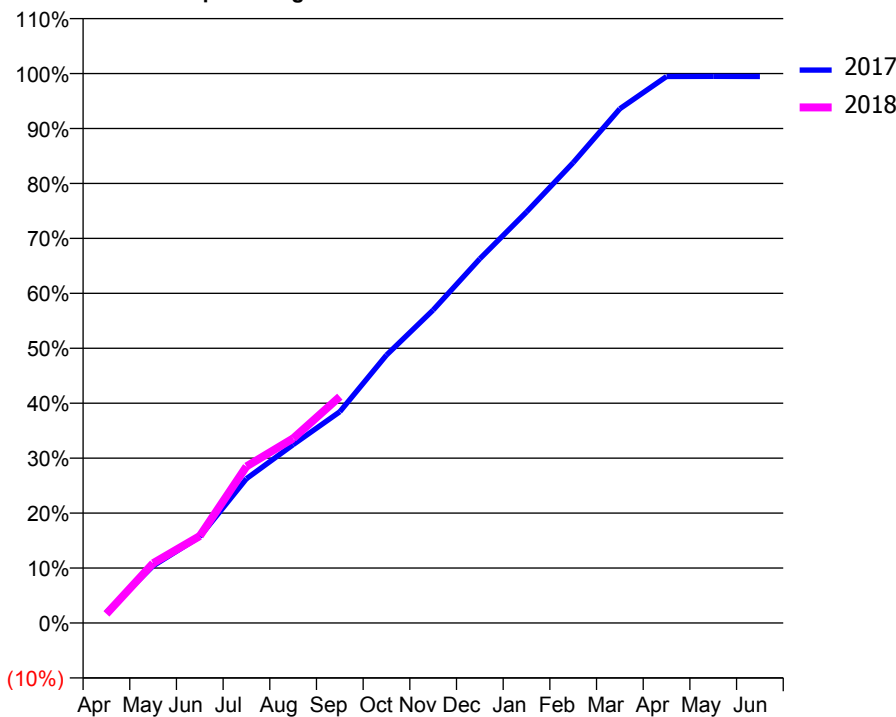
ACCESS*

Patients seen in 24 months	Total	Change since previous quarter
Quarter ending September 2016	5,251	
Quarter ending December 2016	5,340	→
Quarter ending March 2017	5,426	→
Quarter ending June 2017	5,404	→
Quarter ending September 2017	5,523	↑
Variance since September 2016	5.2%	↑



ACTIVITY

Cumulative percentage of contracted UDA delivered 2017 & 2018



Month	Adjusted Scheduled Activity (UDA)	
	2017	2018
April	340	293
May	1,828	1,917
June	2,764	2,785
July	4,623	5,015
August	5,713	5,914
September	6,767	7,250
October	8,585	
November	10,028	
December	11,665	
January	13,165	
February	14,747	
March	16,473	
April	17,505	
May	17,508	
June	17,505	

QUALITY

	Quantity	Base Number	Contract	AT	Region	England
% of FP17s for the same patient ID Re-attending within 3 months - Children	46	1,184	3.9%	9.6%	12.8%	11.9%
% of FP17s for the same patient ID Re-attending within 3 months - Adults	324	2,988	10.8%	13.4%	16.5%	15.9%
% of FP17s for the same patient ID Re-attending between 3 & 9 months - Children	827	1,184	69.8%	63.9%	59.7%	58.1%
% of FP17s for the same patient ID Re-attending between 3 & 9 months - Adults	1,978	2,988	66.2%	55.5%	53.0%	50.6%
% of FP17s for Band 1 Urgent Courses	203	3,717	5.5%	7.4%	9.2%	9.1%
% of FP17s Relating to Free Repair or Replacements	35	3,717	0.9%	0.9%	1.0%	0.8%
% of FP17s Relating to Continuations	21	3,717	0.6%	1.2%	1.2%	1.1%
% of Patients satisfied with the dentistry they have received	11	12	91.7%	92.1%	91.6%	91.4%
% of Patients satisfied with the time they had to wait for an appointment	10	12	83.3%	88.7%	88.1%	87.7%

* This is based on patients treated on this contract for their most recent course of treatment. Figures in italics indicate the base number of FP17s or Patient Questionnaire responses are less than 100. N/A is shown where the base number of responses is less than 10 during the period. % is calculated as Quantity/Base number*100

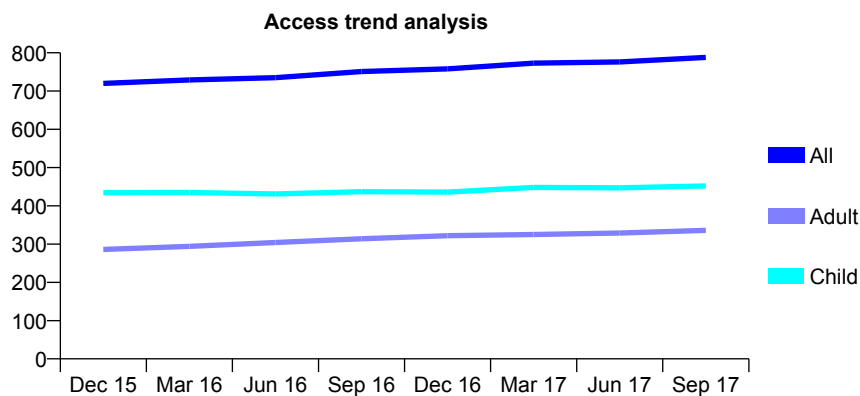
Q50 - Vital Signs At a Glance Contract Report for 167347/0001 - September 2017

Name or company name	Clifton Dental Practice Limited
Contract type name	GDS Contract
Purpose of contract	General
Contract start date	01/04/2008
Contract end date	

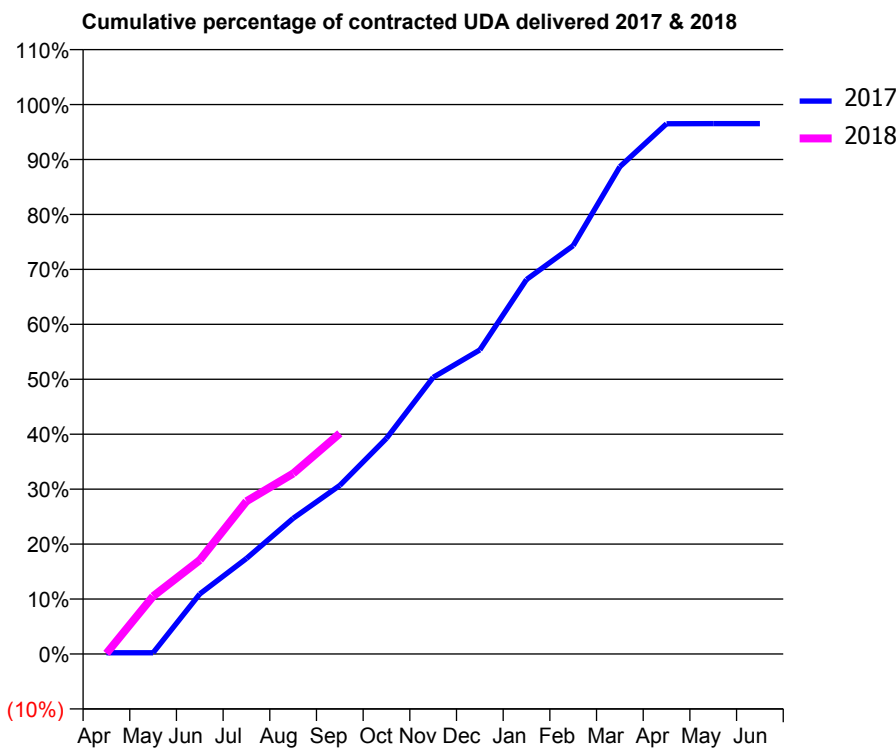
17/18 Contracted general activity (UDA)	2,700
Carry forward general activity (UDA)	0
17/18 Contracted orthodontic activity (UOA)	0
Carry forward orthodontic activity (UOA)	0
Baseline contract value	£80,193.56

ACCESS*

Patients seen in 24 months	Total	Change since previous quarter
Quarter ending September 2016	751	
Quarter ending December 2016	758	→
Quarter ending March 2017	773	→
Quarter ending June 2017	776	→
Quarter ending September 2017	788	→
Variance since September 2016	4.9%	↑



ACTIVITY



Month	Adjusted Scheduled Activity (UDA)	
	2017	2018
April	6	3
May	6	284
June	295	461
July	469	751
August	666	887
September	828	1,084
October	1,060	
November	1,359	
December	1,494	
January	1,840	
February	2,006	
March	2,394	
April	2,605	
May	2,606	
June	2,606	

QUALITY

	Quantity	Base Number	Contract	AT	Region	England
% of FP17s for the same patient ID Re-attending within 3 months - Children	34	385	8.8%	9.6%	12.8%	11.9%
% of FP17s for the same patient ID Re-attending within 3 months - Adults	32	230	13.9%	13.4%	16.5%	15.9%
% of FP17s for the same patient ID Re-attending between 3 & 9 months - Children	291	385	75.6%	63.9%	59.7%	58.1%
% of FP17s for the same patient ID Re-attending between 3 & 9 months - Adults	137	230	59.6%	55.5%	53.0%	50.6%
% of FP17s for Band 1 Urgent Courses	10	535	1.9%	7.4%	9.2%	9.1%
% of FP17s Relating to Free Repair or Replacements	1	535	0.2%	0.9%	1.0%	0.8%
% of FP17s Relating to Continuations	2	535	0.4%	1.2%	1.2%	1.1%
% of Patients satisfied with the dentistry they have received	3	3	N/A	92.1%	91.6%	91.4%
% of Patients satisfied with the time they had to wait for an appointment	3	3	N/A	88.7%	88.1%	87.7%

* This is based on patients treated on this contract for their most recent course of treatment. Figures in italics indicate the base number of FP17s or Patient Questionnaire responses are less than 100. N/A is shown where the base number of responses is less than 10 during the period. % is calculated as Quantity/Base number*100

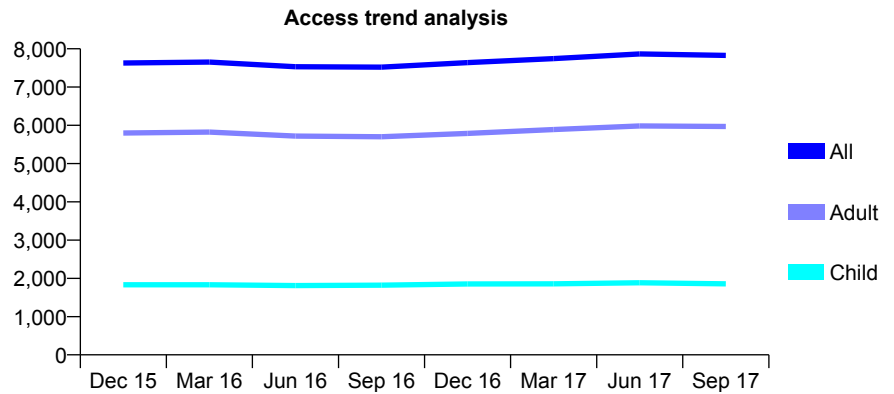
Q50 - Vital Signs At a Glance Contract Report for 169781/0001 - September 2017

Name or company name	Scunthorpe Health Club Limited
Contract type name	GDS Contract
Purpose of contract	General
Contract start date	01/09/2007
Contract end date	

17/18 Contracted general activity (UDA)	18,030
Carry forward general activity (UDA)	0
17/18 Contracted orthodontic activity (UOA)	0
Carry forward orthodontic activity (UOA)	0
Baseline contract value	£562,922.57

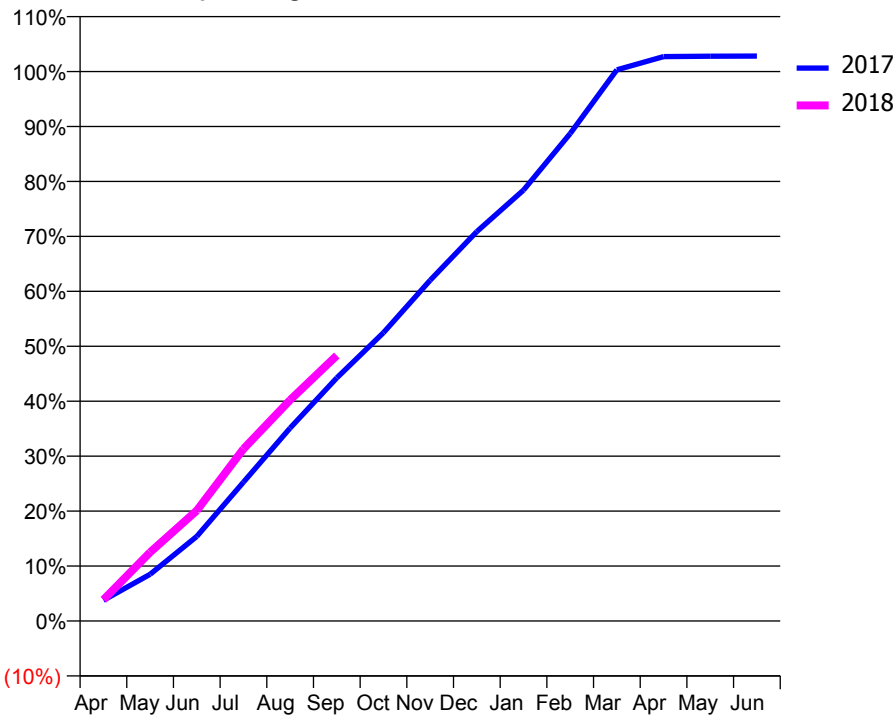
ACCESS*

Patients seen in 24 months	Total	Change since previous quarter
Quarter ending September 2016	7,521	
Quarter ending December 2016	7,640	→
Quarter ending March 2017	7,744	→
Quarter ending June 2017	7,867	→
Quarter ending September 2017	7,827	→
Variance since September 2016	4.1%	↑



ACTIVITY

Cumulative percentage of contracted UDA delivered 2017 & 2018



Month	Adjusted Scheduled Activity (UDA)	
	2017	2018
April	679	700
May	1,532	2,255
June	2,778	3,625
July	4,559	5,645
August	6,332	7,250
September	7,978	8,712
October	9,463	
November	11,181	
December	12,780	
January	14,138	
February	15,995	
March	18,086	
April	18,517	
May	18,530	
June	18,534	

QUALITY

	Quantity	Base Number	Contract	AT	Region	England
% of FP17s for the same patient ID Re-attending within 3 months - Children	66	1,201	5.5%	9.6%	12.8%	11.9%
% of FP17s for the same patient ID Re-attending within 3 months - Adults	464	3,488	13.3%	13.4%	16.5%	15.9%
% of FP17s for the same patient ID Re-attending between 3 & 9 months - Children	617	1,201	51.4%	63.9%	59.7%	58.1%
% of FP17s for the same patient ID Re-attending between 3 & 9 months - Adults	1,038	3,488	29.8%	55.5%	53.0%	50.6%
% of FP17s for Band 1 Urgent Courses	708	4,485	15.8%	7.4%	9.2%	9.1%
% of FP17s Relating to Free Repair or Replacements	6	4,485	0.1%	0.9%	1.0%	0.8%
% of FP17s Relating to Continuations	7	4,485	0.2%	1.2%	1.2%	1.1%
% of Patients satisfied with the dentistry they have received	13	14	92.9%	92.1%	91.6%	91.4%
% of Patients satisfied with the time they had to wait for an appointment	9	14	64.3%	88.7%	88.1%	87.7%

* This is based on patients treated on this contract for their most recent course of treatment. Figures in italics indicate the base number of FP17s or Patient Questionnaire responses are less than 100. N/A is shown where the base number of responses is less than 10 during the period. % is calculated as Quantity/Base number*100

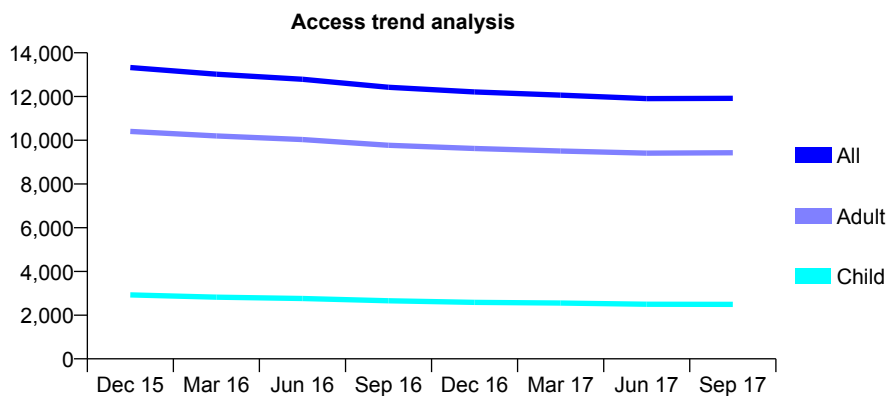
Q50 - Vital Signs At a Glance Contract Report for 170550/0001 - September 2017

Name or company name	V I Dental Centre
Contract type name	GDS Contract
Purpose of contract	General
Contract start date	01/04/2009
Contract end date	

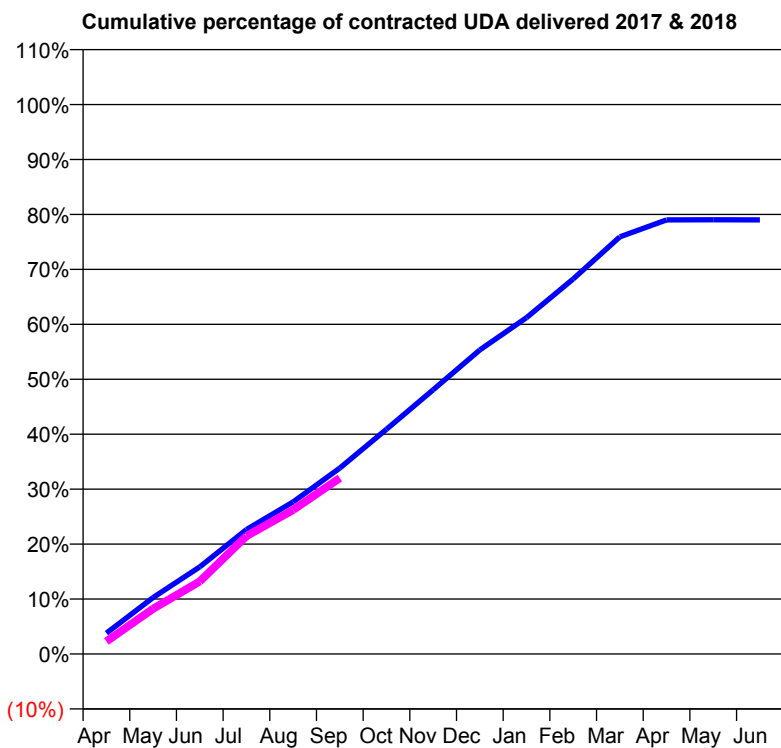
17/18 Contracted general activity (UDA)	42,874
Carry forward general activity (UDA)	0
17/18 Contracted orthodontic activity (UOA)	0
Carry forward orthodontic activity (UOA)	0
Baseline contract value	£1,288,756.70

ACCESS*

Patients seen in 24 months	Total	Change since previous quarter
Quarter ending September 2016	12,426	
Quarter ending December 2016	12,209	↓
Quarter ending March 2017	12,062	↓
Quarter ending June 2017	11,906	↓
Quarter ending September 2017	11,918	→
Variance since September 2016	(4.1%)	↓



ACTIVITY



Adjusted Scheduled Activity (UDA)		
Month	2017	2018
April	1,626	982
May	4,401	3,536
June	6,795	5,670
July	9,717	9,202
August	11,863	11,244
September	14,505	13,725
October	17,540	
November	20,617	
December	23,724	
January	26,241	
February	29,263	
March	32,545	
April	33,875	
May	33,881	
June	33,873	

QUALITY

	Quantity	Base Number	Contract	AT	Region	England
% of FP17s for the same patient ID Re-attending within 3 months - Children	78	1,722	4.5%	9.6%	12.8%	11.9%
% of FP17s for the same patient ID Re-attending within 3 months - Adults	503	6,123	8.2%	13.4%	16.5%	15.9%
% of FP17s for the same patient ID Re-attending between 3 & 9 months - Children	1,026	1,722	59.6%	63.9%	59.7%	58.1%
% of FP17s for the same patient ID Re-attending between 3 & 9 months - Adults	3,499	6,123	57.1%	55.5%	53.0%	50.6%
% of FP17s for Band 1 Urgent Courses	382	7,234	5.3%	7.4%	9.2%	9.1%
% of FP17s Relating to Free Repair or Replacements	37	7,234	0.5%	0.9%	1.0%	0.8%
% of FP17s Relating to Continuations	75	7,234	1.0%	1.2%	1.2%	1.1%
% of Patients satisfied with the dentistry they have received	41	45	91.1%	92.1%	91.6%	91.4%
% of Patients satisfied with the time they had to wait for an appointment	41	45	91.1%	88.7%	88.1%	87.7%

* This is based on patients treated on this contract for their most recent course of treatment. Figures in italics indicate the base number of FP17s or Patient Questionnaire responses are less than 100. N/A is shown where the base number of responses is less than 10 during the period. % is calculated as Quantity/Base number*100

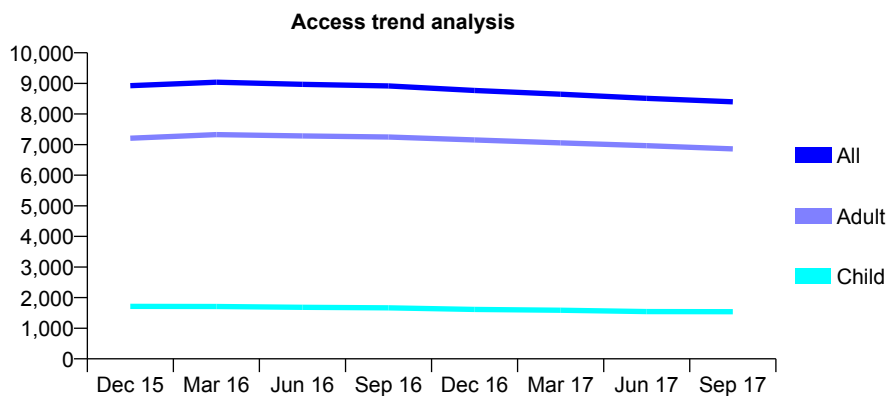
Q50 - Vital Signs At a Glance Contract Report for 170690/0001 - September 2017

Name or company name	Church House Dental Practice
Contract type name	GDS Contract
Purpose of contract	General and Orthodontic
Contract start date	18/03/2014
Contract end date	

17/18 Contracted general activity (UDA)	26,382
Carry forward general activity (UDA)	0
17/18 Contracted orthodontic activity (UOA)	900
Carry forward orthodontic activity (UOA)	0
Baseline contract value	£894,529.24

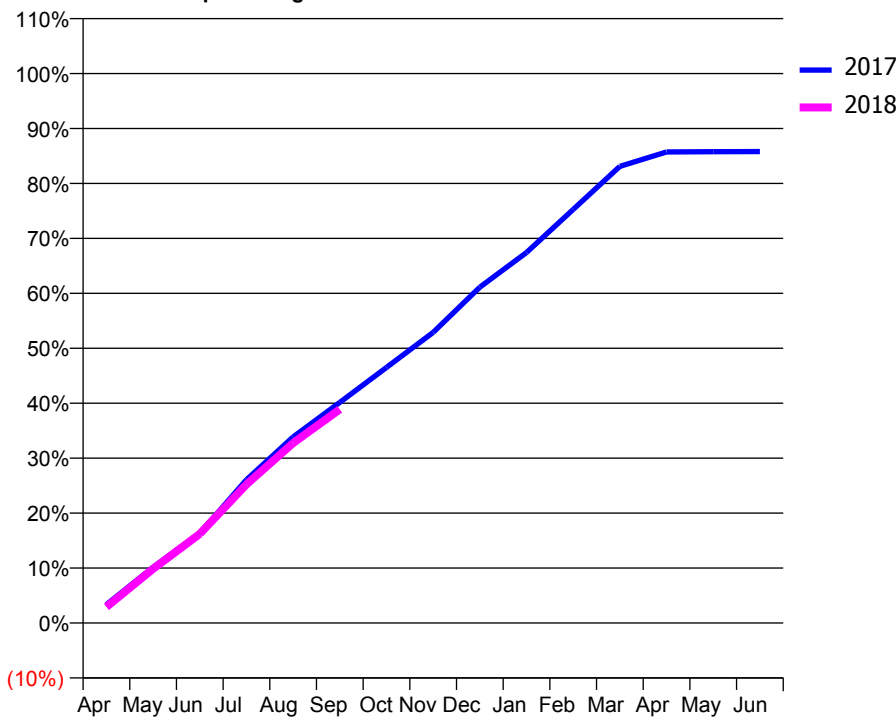
ACCESS*

Patients seen in 24 months	Total	Change since previous quarter
Quarter ending September 2016	8,917	
Quarter ending December 2016	8,767	↓
Quarter ending March 2017	8,647	↓
Quarter ending June 2017	8,512	↓
Quarter ending September 2017	8,400	↓
Variance since September 2016	(5.8%)	↓



ACTIVITY

Cumulative percentage of contracted UDA delivered 2017 & 2018



Month	Adjusted Scheduled Activity (UDA)	
	2017	2018
April	884	771
May	2,676	2,600
June	4,310	4,280
July	6,878	6,654
August	8,931	8,637
September	10,592	10,262
October	12,269	
November	13,951	
December	16,122	
January	17,790	
February	19,853	
March	21,927	
April	22,616	
May	22,630	
June	22,637	

QUALITY

	Quantity	Base Number	Contract	AT	Region	England
% of FP17s for the same patient ID Re-attending within 3 months - Children	71	1,140	6.2%	9.6%	12.8%	11.9%
% of FP17s for the same patient ID Re-attending within 3 months - Adults	474	4,163	11.4%	13.4%	16.5%	15.9%
% of FP17s for the same patient ID Re-attending between 3 & 9 months - Children	655	1,140	57.5%	63.9%	59.7%	58.1%
% of FP17s for the same patient ID Re-attending between 3 & 9 months - Adults	1,605	4,163	38.6%	55.5%	53.0%	50.6%
% of FP17s for Band 1 Urgent Courses	272	4,974	5.5%	7.4%	9.2%	9.1%
% of FP17s Relating to Free Repair or Replacements	47	4,974	0.9%	0.9%	1.0%	0.8%
% of FP17s Relating to Continuations	88	4,974	1.8%	1.2%	1.2%	1.1%
% of Patients satisfied with the dentistry they have received	20	22	90.9%	92.1%	91.6%	91.4%
% of Patients satisfied with the time they had to wait for an appointment	19	22	86.4%	88.7%	88.1%	87.7%

* This is based on patients treated on this contract for their most recent course of treatment. Figures in italics indicate the base number of FP17s or Patient Questionnaire responses are less than 100. N/A is shown where the base number of responses is less than 10 during the period. % is calculated as Quantity/Base number*100

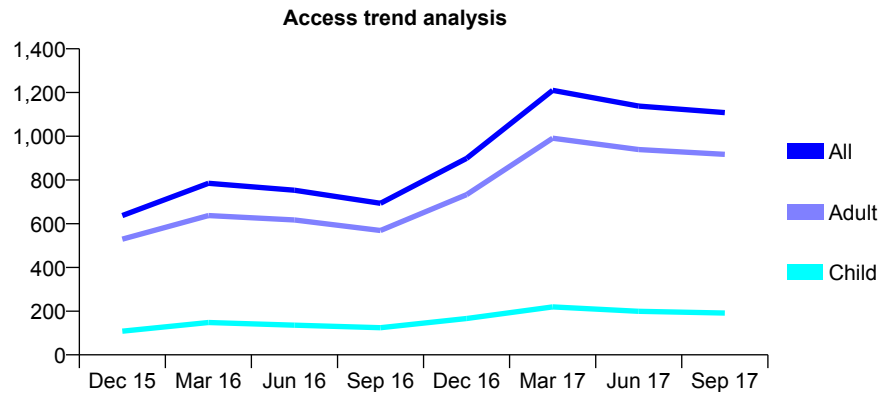
Q50 - Vital Signs At a Glance Contract Report for 171344/0002 - September 2017

Name or company name	Ishak Practices Ltd
Contract type name	GDS Contract
Purpose of contract	General
Contract start date	06/05/2015
Contract end date	

17/18 Contracted general activity (UDA)	4,500
Carry forward general activity (UDA)	0
17/18 Contracted orthodontic activity (UOA)	0
Carry forward orthodontic activity (UOA)	0
Baseline contract value	£184,942.01

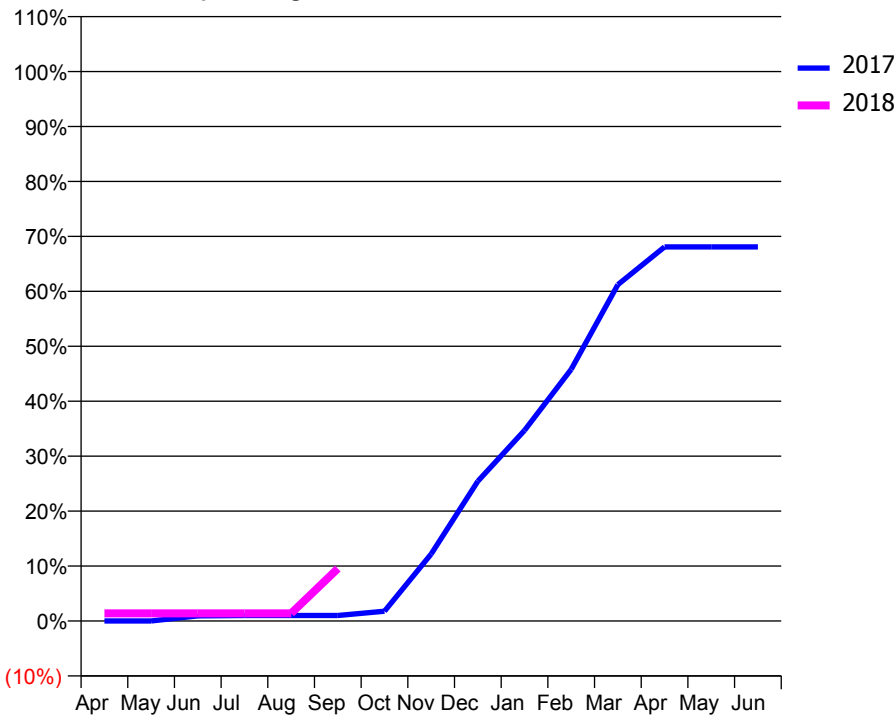
ACCESS*

Patients seen in 24 months	Total	Change since previous quarter
Quarter ending September 2016	693	
Quarter ending December 2016	899	↑
Quarter ending March 2017	1,210	↑
Quarter ending June 2017	1,138	↓
Quarter ending September 2017	1,108	↓
Variance since September 2016	59.9%	↑



ACTIVITY

Cumulative percentage of contracted UDA delivered 2017 & 2018



Month	Adjusted Scheduled Activity (UDA)	
	2017	2018
April	0	63
May	0	63
June	42	63
July	45	63
August	45	63
September	45	430
October	80	
November	549	
December	1,145	
January	1,561	
February	2,061	
March	2,755	
April	3,064	
May	3,064	
June	3,064	

QUALITY

	Quantity	Base Number	Contract	AT	Region	England
% of FP17s for the same patient ID Re-attending within 3 months - Children	2	71	2.8%	9.6%	12.8%	11.9%
% of FP17s for the same patient ID Re-attending within 3 months - Adults	21	266	7.9%	13.4%	16.5%	15.9%
% of FP17s for the same patient ID Re-attending between 3 & 9 months - Children	36	71	50.7%	63.9%	59.7%	58.1%
% of FP17s for the same patient ID Re-attending between 3 & 9 months - Adults	87	266	32.7%	55.5%	53.0%	50.6%
% of FP17s for Band 1 Urgent Courses	15	227	6.6%	7.4%	9.2%	9.1%
% of FP17s Relating to Free Repair or Replacements	0	227	0.0%	0.9%	1.0%	0.8%
% of FP17s Relating to Continuations	1	227	0.4%	1.2%	1.2%	1.1%
% of Patients satisfied with the dentistry they have received	2	2	N/A	92.1%	91.6%	91.4%
% of Patients satisfied with the time they had to wait for an appointment	2	2	N/A	88.7%	88.1%	87.7%

* This is based on patients treated on this contract for their most recent course of treatment. Figures in italics indicate the base number of FP17s or Patient Questionnaire responses are less than 100. N/A is shown where the base number of responses is less than 10 during the period. % is calculated as Quantity/Base number*100

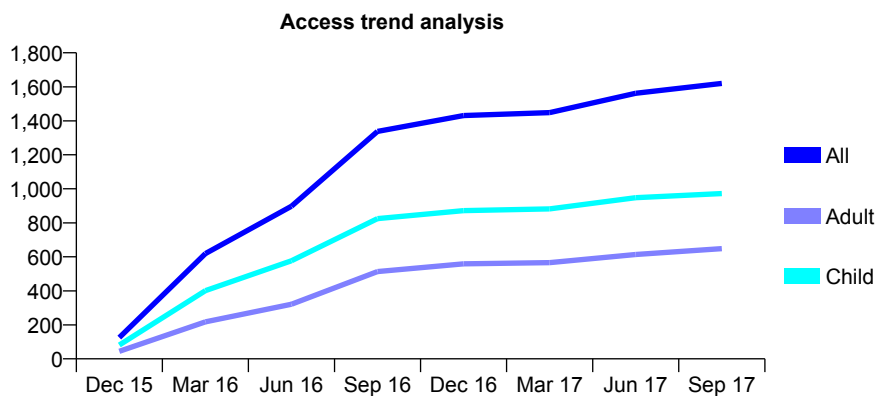
Q50 - Vital Signs At a Glance Contract Report for 173320/0001 - September 2017

Name or company name	Malpas House Family Dental Practice
Contract type name	GDS Contract
Purpose of contract	General
Contract start date	01/12/2015
Contract end date	

17/18 Contracted general activity (UDA)	4,000
Carry forward general activity (UDA)	0
17/18 Contracted orthodontic activity (UOA)	0
Carry forward orthodontic activity (UOA)	0
Baseline contract value	£99,967.54

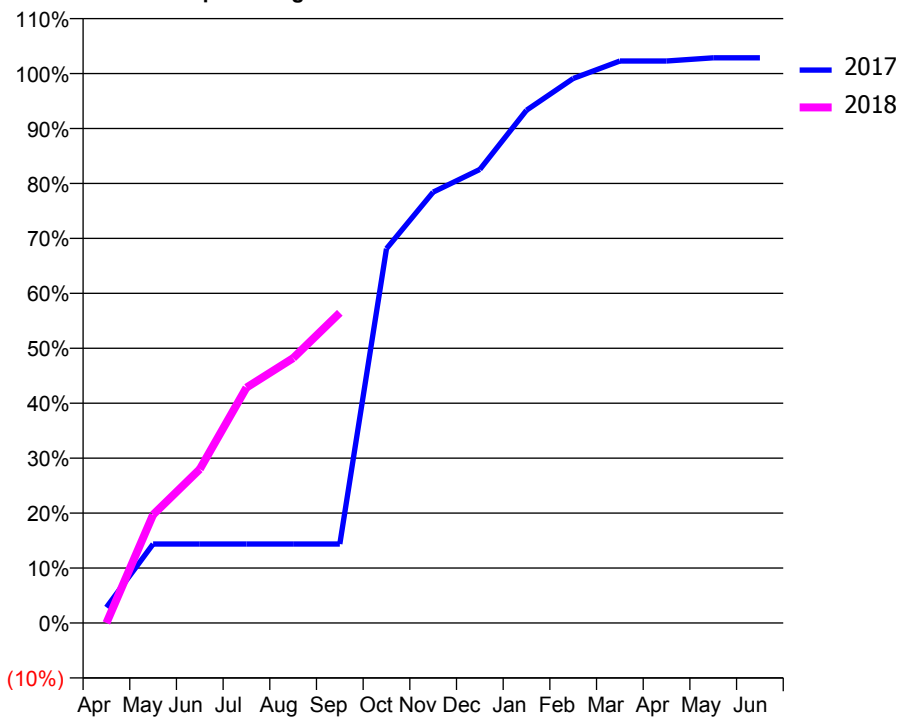
ACCESS*

Patients seen in 24 months	Total	Change since previous quarter
Quarter ending September 2016	1,338	
Quarter ending December 2016	1,431	↑
Quarter ending March 2017	1,448	→
Quarter ending June 2017	1,562	↑
Quarter ending September 2017	1,620	↑
Variance since September 2016	21.1%	↑



ACTIVITY

Cumulative percentage of contracted UDA delivered 2017 & 2018



Month	Adjusted Scheduled Activity (UDA)	
	2017	2018
April	114	0
May	576	789
June	576	1,119
July	576	1,713
August	576	1,929
September	576	2,258
October	2,726	
November	3,137	
December	3,301	
January	3,732	
February	3,964	
March	4,091	
April	4,091	
May	4,114	
June	4,114	

QUALITY

	Quantity	Base Number	Contract	AT	Region	England
% of FP17s for the same patient ID Re-attending within 3 months - Children	81	891	9.1%	9.6%	12.8%	11.9%
% of FP17s for the same patient ID Re-attending within 3 months - Adults	69	417	16.5%	13.4%	16.5%	15.9%
% of FP17s for the same patient ID Re-attending between 3 & 9 months - Children	541	891	60.7%	63.9%	59.7%	58.1%
% of FP17s for the same patient ID Re-attending between 3 & 9 months - Adults	230	417	55.2%	55.5%	53.0%	50.6%
% of FP17s for Band 1 Urgent Courses	57	1,289	4.4%	7.4%	9.2%	9.1%
% of FP17s Relating to Free Repair or Replacements	5	1,289	0.4%	0.9%	1.0%	0.8%
% of FP17s Relating to Continuations	23	1,289	1.8%	1.2%	1.2%	1.1%
% of Patients satisfied with the dentistry they have received	10	11	90.9%	92.1%	91.6%	91.4%
% of Patients satisfied with the time they had to wait for an appointment	11	11	100.0%	88.7%	88.1%	87.7%

* This is based on patients treated on this contract for their most recent course of treatment. Figures in italics indicate the base number of FP17s or Patient Questionnaire responses are less than 100. N/A is shown where the base number of responses is less than 10 during the period. % is calculated as Quantity/Base number*100

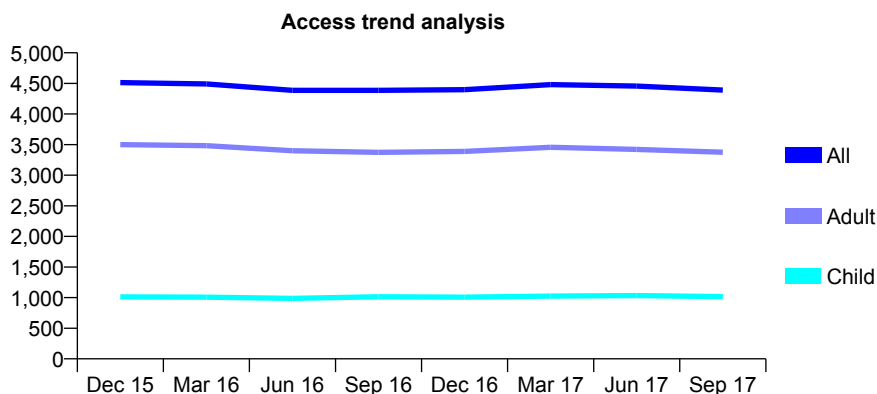
Q50 - Vital Signs At a Glance Contract Report for 173592/0002 - September 2017

Name or company name	Pearl Smile Limited
Contract type name	GDS Contract
Purpose of contract	General
Contract start date	30/04/2010
Contract end date	

17/18 Contracted general activity (UDA)	12,576
Carry forward general activity (UDA)	0
17/18 Contracted orthodontic activity (UOA)	0
Carry forward orthodontic activity (UOA)	0
Baseline contract value	£398,212.19

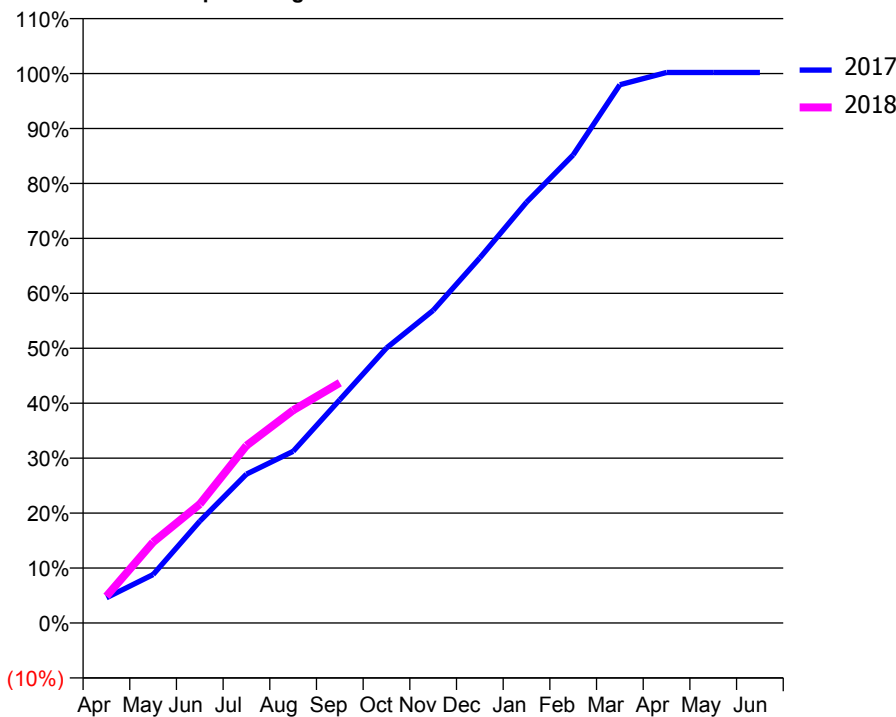
ACCESS*

Patients seen in 24 months	Total	Change since previous quarter
Quarter ending September 2016	4,387	
Quarter ending December 2016	4,397	→
Quarter ending March 2017	4,481	→
Quarter ending June 2017	4,456	→
Quarter ending September 2017	4,392	↓
Variance since September 2016	0.1%	→



ACTIVITY

Cumulative percentage of contracted UDA delivered 2017 & 2018



Adjusted Scheduled Activity (UDA)

Month	2017	2018
April	577	611
May	1,108	1,849
June	2,331	2,720
July	3,409	4,059
August	3,929	4,868
September	5,109	5,497
October	6,293	
November	7,155	
December	8,358	
January	9,629	
February	10,713	
March	12,317	
April	12,600	
May	12,600	
June	12,600	

QUALITY

	Quantity	Base Number	Contract	AT	Region	England
% of FP17s for the same patient ID Re-attending within 3 months - Children	38	746	5.1%	9.6%	12.8%	11.9%
% of FP17s for the same patient ID Re-attending within 3 months - Adults	204	2,152	9.5%	13.4%	16.5%	15.9%
% of FP17s for the same patient ID Re-attending between 3 & 9 months - Children	493	746	66.1%	63.9%	59.7%	58.1%
% of FP17s for the same patient ID Re-attending between 3 & 9 months - Adults	1,392	2,152	64.7%	55.5%	53.0%	50.6%
% of FP17s for Band 1 Urgent Courses	167	2,794	6.0%	7.4%	9.2%	9.1%
% of FP17s Relating to Free Repair or Replacements	43	2,794	1.5%	0.9%	1.0%	0.8%
% of FP17s Relating to Continuations	3	2,794	0.1%	1.2%	1.2%	1.1%
% of Patients satisfied with the dentistry they have received	14	14	100.0%	92.1%	91.6%	91.4%
% of Patients satisfied with the time they had to wait for an appointment	14	14	100.0%	88.7%	88.1%	87.7%

* This is based on patients treated on this contract for their most recent course of treatment. Figures in italics indicate the base number of FP17s or Patient Questionnaire responses are less than 100. N/A is shown where the base number of responses is less than 10 during the period. % is calculated as Quantity/Base number*100

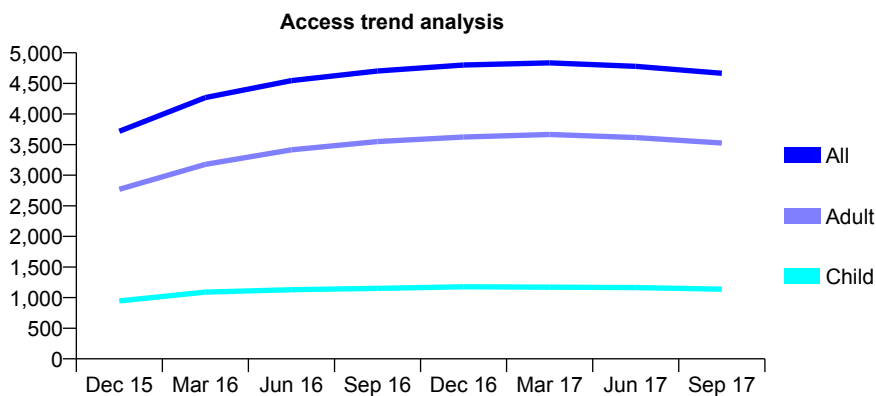
Q50 - Vital Signs At a Glance Contract Report for 174777/0001 - September 2017

Name or company name	Perfect 32 Dentistry
Contract type name	GDS Contract
Purpose of contract	General
Contract start date	10/04/2015
Contract end date	

17/18 Contracted general activity (UDA)	12,300
Carry forward general activity (UDA)	0
17/18 Contracted orthodontic activity (UOA)	0
Carry forward orthodontic activity (UOA)	0
Baseline contract value	£357,427.77

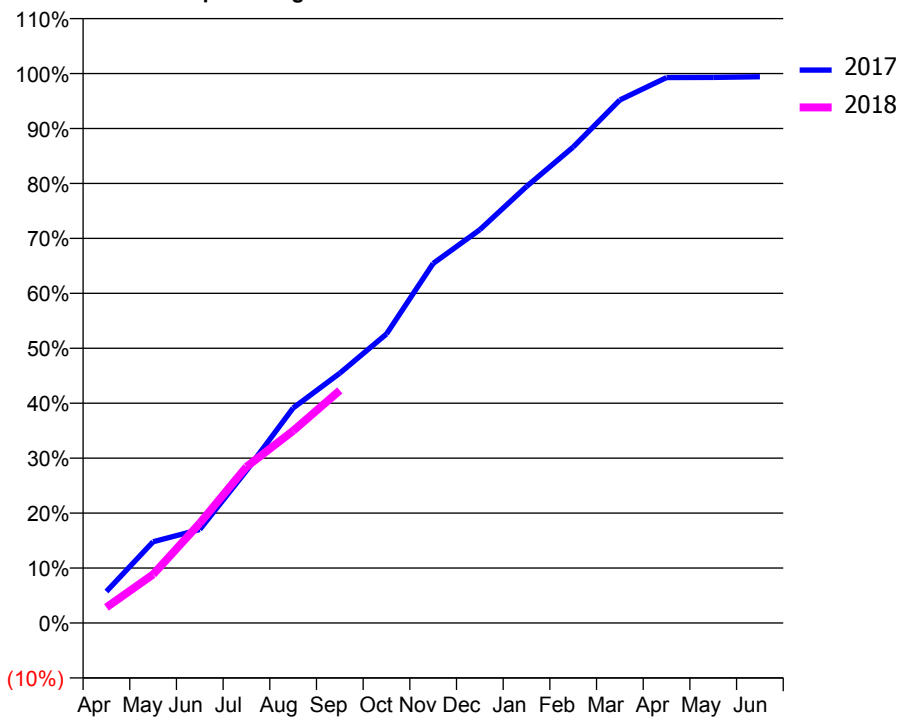
ACCESS*

Patients seen in 24 months	Total	Change since previous quarter
Quarter ending September 2016	4,702	
Quarter ending December 2016	4,801	↑
Quarter ending March 2017	4,836	→
Quarter ending June 2017	4,779	↓
Quarter ending September 2017	4,666	↓
Variance since September 2016	(0.8%)	→



ACTIVITY

Cumulative percentage of contracted UDA delivered 2017 & 2018



Adjusted Scheduled Activity (UDA)

Month	2017	2018
April	707	349
May	1,818	1,089
June	2,095	2,233
July	3,412	3,497
August	4,814	4,304
September	5,592	5,207
October	6,471	
November	8,049	
December	8,804	
January	9,771	
February	10,655	
March	11,708	
April	12,210	
May	12,213	
June	12,227	

QUALITY

	Quantity	Base Number	Contract	AT	Region	England
% of FP17s for the same patient ID Re-attending within 3 months - Children	46	817	5.6%	9.6%	12.8%	11.9%
% of FP17s for the same patient ID Re-attending within 3 months - Adults	228	2,271	10.0%	13.4%	16.5%	15.9%
% of FP17s for the same patient ID Re-attending between 3 & 9 months - Children	485	817	59.4%	63.9%	59.7%	58.1%
% of FP17s for the same patient ID Re-attending between 3 & 9 months - Adults	1,314	2,271	57.9%	55.5%	53.0%	50.6%
% of FP17s for Band 1 Urgent Courses	222	2,797	7.9%	7.4%	9.2%	9.1%
% of FP17s Relating to Free Repair or Replacements	26	2,797	0.9%	0.9%	1.0%	0.8%
% of FP17s Relating to Continuations	12	2,797	0.4%	1.2%	1.2%	1.1%
% of Patients satisfied with the dentistry they have received	8	8	N/A	92.1%	91.6%	91.4%
% of Patients satisfied with the time they had to wait for an appointment	5	8	N/A	88.7%	88.1%	87.7%

* This is based on patients treated on this contract for their most recent course of treatment. Figures in italics indicate the base number of FP17s or Patient Questionnaire responses are less than 100. N/A is shown where the base number of responses is less than 10 during the period. % is calculated as Quantity/Base number*100

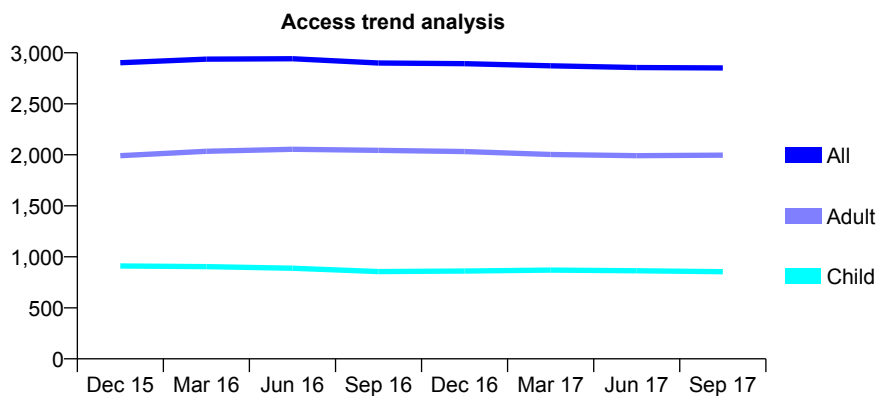
Q50 - Vital Signs At a Glance Contract Report for 175838/0001 - September 2017

Name or company name	Mr R A FROST & Mr N J RANNS
Contract type name	GDS Contract
Purpose of contract	General
Contract start date	01/05/2012
Contract end date	

17/18 Contracted general activity (UDA)	7,505
Carry forward general activity (UDA)	0
17/18 Contracted orthodontic activity (UOA)	0
Carry forward orthodontic activity (UOA)	0
Baseline contract value	£212,462.71

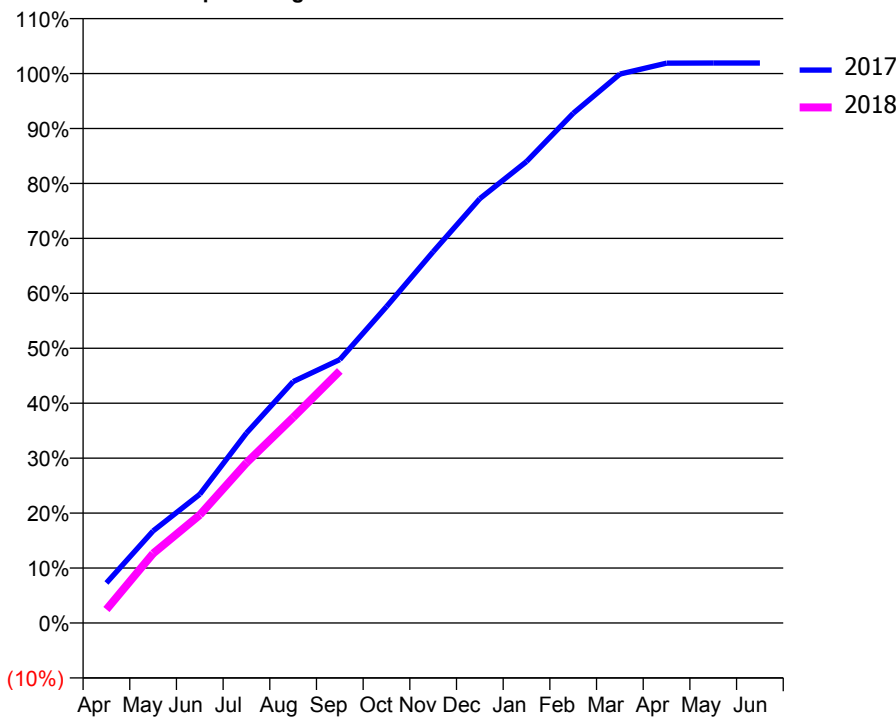
ACCESS*

Patients seen in 24 months	Total	Change since previous quarter
Quarter ending September 2016	2,900	
Quarter ending December 2016	2,893	→
Quarter ending March 2017	2,873	→
Quarter ending June 2017	2,855	→
Quarter ending September 2017	2,851	→
Variance since September 2016	(1.7%)	↓



ACTIVITY

Cumulative percentage of contracted UDA delivered 2017 & 2018



Adjusted Scheduled Activity (UDA)

Month	2017	2018
April	548	185
May	1,258	950
June	1,758	1,475
July	2,595	2,187
August	3,298	2,808
September	3,598	3,443
October	4,321	
November	5,072	
December	5,797	
January	6,302	
February	6,961	
March	7,498	
April	7,646	
May	7,648	
June	7,649	

QUALITY

	Quantity	Base Number	Contract	AT	Region	England
% of FP17s for the same patient ID Re-attending within 3 months - Children	28	595	4.7%	9.6%	12.8%	11.9%
% of FP17s for the same patient ID Re-attending within 3 months - Adults	149	1,358	11.0%	13.4%	16.5%	15.9%
% of FP17s for the same patient ID Re-attending between 3 & 9 months - Children	443	595	74.5%	63.9%	59.7%	58.1%
% of FP17s for the same patient ID Re-attending between 3 & 9 months - Adults	912	1,358	67.2%	55.5%	53.0%	50.6%
% of FP17s for Band 1 Urgent Courses	112	1,847	6.1%	7.4%	9.2%	9.1%
% of FP17s Relating to Free Repair or Replacements	4	1,847	0.2%	0.9%	1.0%	0.8%
% of FP17s Relating to Continuations	8	1,847	0.4%	1.2%	1.2%	1.1%
% of Patients satisfied with the dentistry they have received	4	6	N/A	92.1%	91.6%	91.4%
% of Patients satisfied with the time they had to wait for an appointment	4	6	N/A	88.7%	88.1%	87.7%

* This is based on patients treated on this contract for their most recent course of treatment. Figures in italics indicate the base number of FP17s or Patient Questionnaire responses are less than 100. N/A is shown where the base number of responses is less than 10 during the period. % is calculated as Quantity/Base number*100

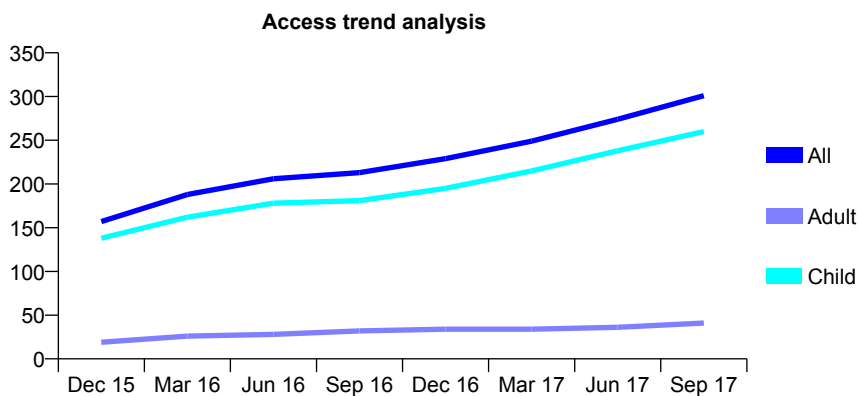
Q50 - Vital Signs At a Glance Contract Report for 177032/0001 - September 2017

Name or company name	Orchard House Dental Care
Contract type name	GDS Contract
Purpose of contract	General and Orthodontic
Contract start date	01/04/2015
Contract end date	

17/18 Contracted general activity (UDA)	390
Carry forward general activity (UDA)	0
17/18 Contracted orthodontic activity (UOA)	134
Carry forward orthodontic activity (UOA)	0
Baseline contract value	£27,789.28

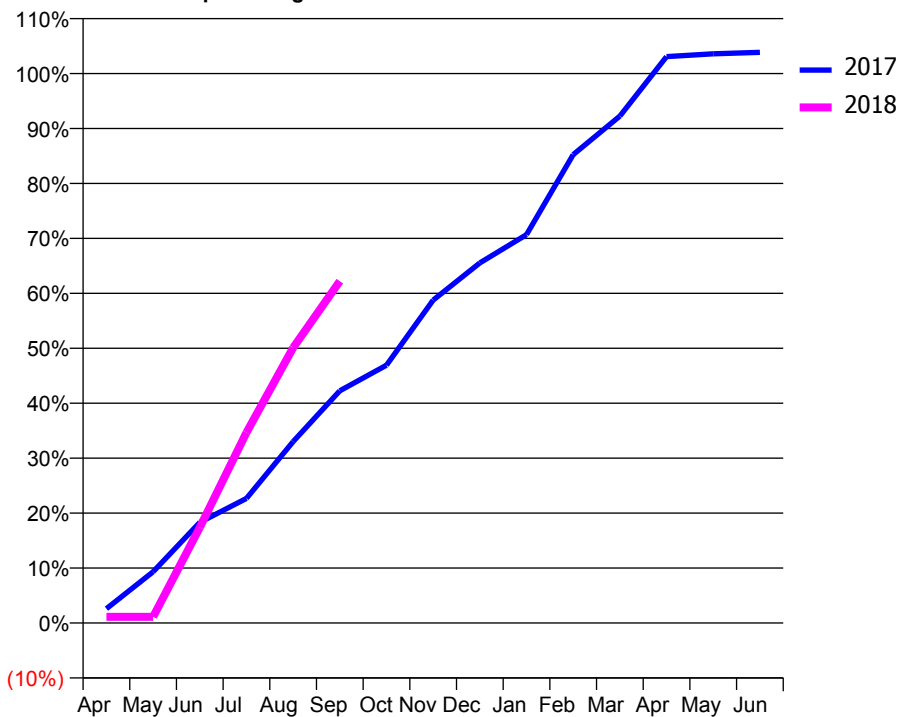
ACCESS*

Patients seen in 24 months	Total	Change since previous quarter
Quarter ending September 2016	213	
Quarter ending December 2016	229	↑
Quarter ending March 2017	249	↑
Quarter ending June 2017	274	↑
Quarter ending September 2017	301	↑
Variance since September 2016	41.3%	↑



ACTIVITY

Cumulative percentage of contracted UDA delivered 2017 & 2018



Adjusted Scheduled Activity (UDA)

Month	2017	2018
April	10	4
May	36	4
June	71	68
July	88	135
August	129	195
September	165	243
October	183	
November	229	
December	256	
January	276	
February	332	
March	360	
April	402	
May	404	
June	405	

QUALITY

	Quantity	Base Number	Contract	AT	Region	England
% of FP17s for the same patient ID Re-attending within 3 months - Children	17	241	7.1%	9.6%	12.8%	11.9%
% of FP17s for the same patient ID Re-attending within 3 months - Adults	0	8	0.0%	13.4%	16.5%	15.9%
% of FP17s for the same patient ID Re-attending between 3 & 9 months - Children	104	241	43.2%	63.9%	59.7%	58.1%
% of FP17s for the same patient ID Re-attending between 3 & 9 months - Adults	1	8	12.5%	55.5%	53.0%	50.6%
% of FP17s for Band 1 Urgent Courses	8	165	4.8%	7.4%	9.2%	9.1%
% of FP17s Relating to Free Repair or Replacements	0	165	0.0%	0.9%	1.0%	0.8%
% of FP17s Relating to Continuations	0	165	0.0%	1.2%	1.2%	1.1%
% of Patients satisfied with the dentistry they have received	3	3	N/A	92.1%	91.6%	91.4%
% of Patients satisfied with the time they had to wait for an appointment	3	3	N/A	88.7%	88.1%	87.7%

* This is based on patients treated on this contract for their most recent course of treatment. Figures in italics indicate the base number of FP17s or Patient Questionnaire responses are less than 100. N/A is shown where the base number of responses is less than 10 during the period. % is calculated as Quantity/Base number*100

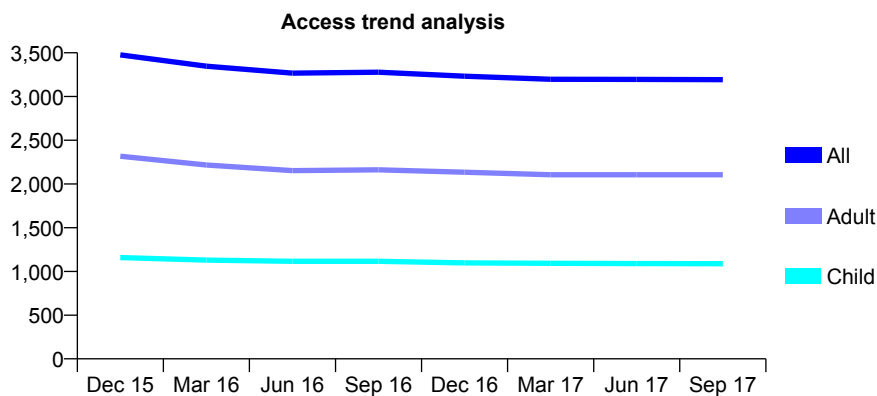
Q50 - Vital Signs At a Glance Contract Report for 177717/0001 - September 2017

Name or company name	Smile Lincs Ltd
Contract type name	GDS Contract
Purpose of contract	General
Contract start date	01/07/2007
Contract end date	

17/18 Contracted general activity (UDA)	9,473
Carry forward general activity (UDA)	0
17/18 Contracted orthodontic activity (UOA)	0
Carry forward orthodontic activity (UOA)	0
Baseline contract value	£234,522.15

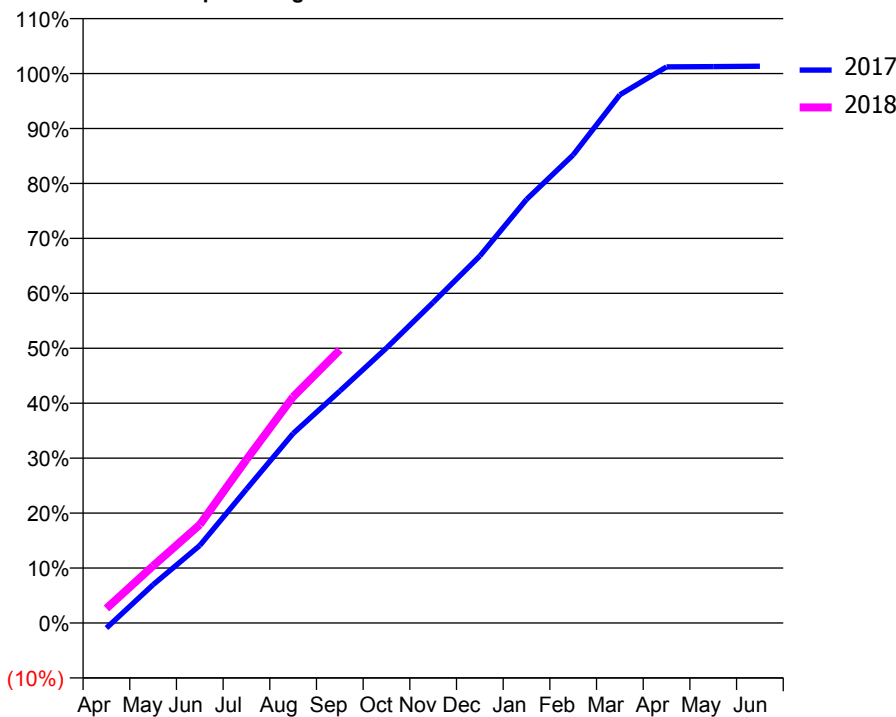
ACCESS*

Patients seen in 24 months	Total	Change since previous quarter
Quarter ending September 2016	3,278	
Quarter ending December 2016	3,233	↓
Quarter ending March 2017	3,198	↓
Quarter ending June 2017	3,195	→
Quarter ending September 2017	3,193	→
Variance since September 2016	(2.6%)	↓



ACTIVITY

Cumulative percentage of contracted UDA delivered 2017 & 2018



Month	Adjusted Scheduled Activity (UDA)	
	2017	2018
April	-88	252
May	661	984
June	1,337	1,696
July	2,307	2,818
August	3,268	3,900
September	3,998	4,710
October	4,740	
November	5,527	
December	6,328	
January	7,302	
February	8,071	
March	9,107	
April	9,588	
May	9,592	
June	9,598	

QUALITY

	Quantity	Base Number	Contract	AT	Region	England
% of FP17s for the same patient ID Re-attending within 3 months - Children	90	819	11.0%	9.6%	12.8%	11.9%
% of FP17s for the same patient ID Re-attending within 3 months - Adults	233	1,403	16.6%	13.4%	16.5%	15.9%
% of FP17s for the same patient ID Re-attending between 3 & 9 months - Children	468	819	57.1%	63.9%	59.7%	58.1%
% of FP17s for the same patient ID Re-attending between 3 & 9 months - Adults	654	1,403	46.6%	55.5%	53.0%	50.6%
% of FP17s for Band 1 Urgent Courses	208	2,038	10.2%	7.4%	9.2%	9.1%
% of FP17s Relating to Free Repair or Replacements	15	2,038	0.7%	0.9%	1.0%	0.8%
% of FP17s Relating to Continuations	42	2,038	2.1%	1.2%	1.2%	1.1%
% of Patients satisfied with the dentistry they have received	11	11	100.0%	92.1%	91.6%	91.4%
% of Patients satisfied with the time they had to wait for an appointment	11	11	100.0%	88.7%	88.1%	87.7%

* This is based on patients treated on this contract for their most recent course of treatment. Figures in italics indicate the base number of FP17s or Patient Questionnaire responses are less than 100. N/A is shown where the base number of responses is less than 10 during the period. % is calculated as Quantity/Base number*100

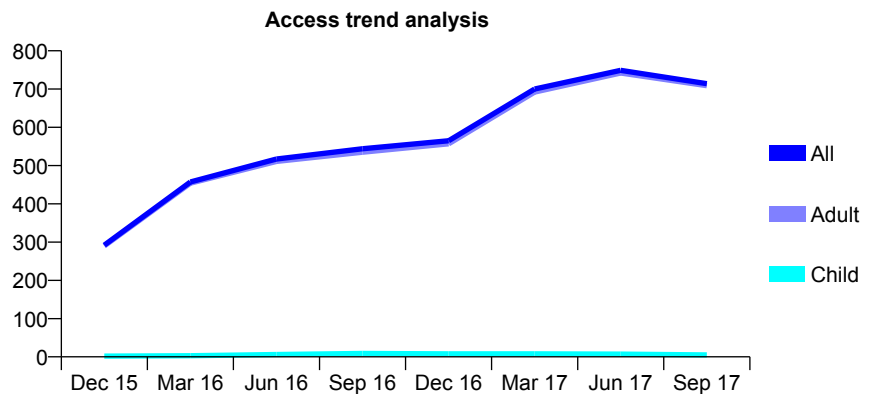
Q50 - Vital Signs At a Glance Contract Report for 177717/0002 - September 2017

Name or company name	Smile Lincs Ltd
Contract type name	PDS Contract
Purpose of contract	General
Contract start date	01/01/2011
Contract end date	31/12/2020

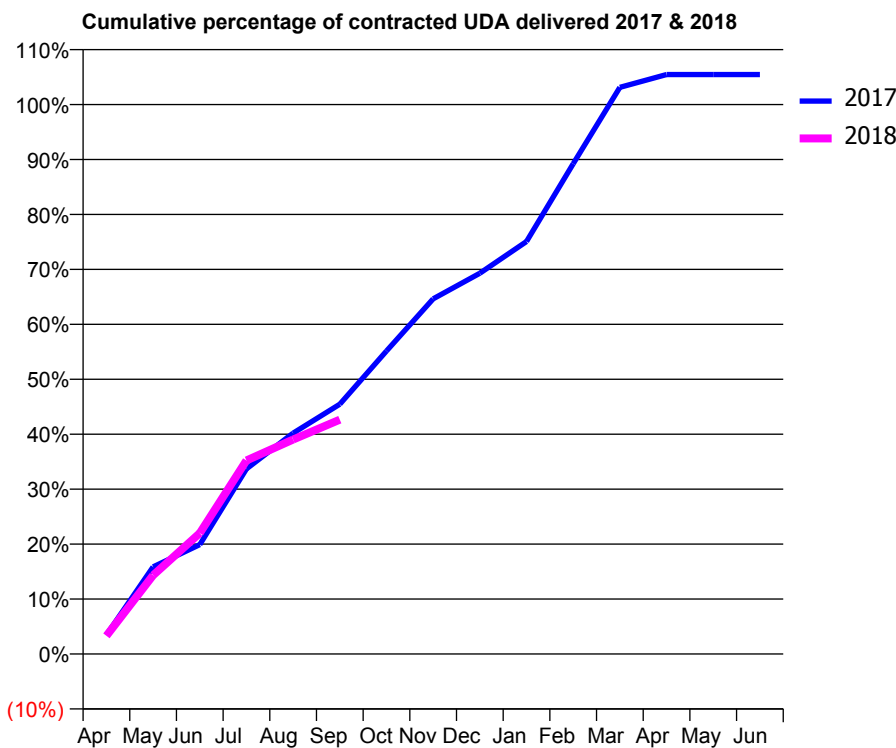
17/18 Contracted general activity (UDA)	1,632
Carry forward general activity (UDA)	0
17/18 Contracted orthodontic activity (UOA)	0
Carry forward orthodontic activity (UOA)	0
Baseline contract value	£166,631.56

ACCESS*

Patients seen in 24 months	Total	Change since previous quarter
Quarter ending September 2016	544	
Quarter ending December 2016	565	↑
Quarter ending March 2017	700	↑
Quarter ending June 2017	749	↑
Quarter ending September 2017	714	↓
Variance since September 2016	31.3%	↑



ACTIVITY



Month	Adjusted Scheduled Activity (UDA)	
	2017	2018
April	57	54
May	259	234
June	325	359
July	550	575
August	656	637
September	742	696
October	900	
November	1,055	
December	1,131	
January	1,225	
February	1,456	
March	1,683	
April	1,721	
May	1,721	
June	1,721	

QUALITY

	Quantity	Base Number	Contract	AT	Region	England
% of FP17s for the same patient ID Re-attending within 3 months - Children	0	1	0.0%	9.6%	12.8%	11.9%
% of FP17s for the same patient ID Re-attending within 3 months - Adults	10	289	3.5%	13.4%	16.5%	15.9%
% of FP17s for the same patient ID Re-attending between 3 & 9 months - Children	0	1	0.0%	63.9%	59.7%	58.1%
% of FP17s for the same patient ID Re-attending between 3 & 9 months - Adults	3	289	1.0%	55.5%	53.0%	50.6%
% of FP17s for Band 1 Urgent Courses	0	274	0.0%	7.4%	9.2%	9.1%
% of FP17s Relating to Free Repair or Replacements	0	274	0.0%	0.9%	1.0%	0.8%
% of FP17s Relating to Continuations	0	274	0.0%	1.2%	1.2%	1.1%
% of Patients satisfied with the dentistry they have received	1	1	N/A	92.1%	91.6%	91.4%
% of Patients satisfied with the time they had to wait for an appointment	0	1	N/A	88.7%	88.1%	87.7%

* This is based on patients treated on this contract for their most recent course of treatment. Figures in italics indicate the base number of FP17s or Patient Questionnaire responses are less than 100. N/A is shown where the base number of responses is less than 10 during the period. % is calculated as Quantity/Base number*100

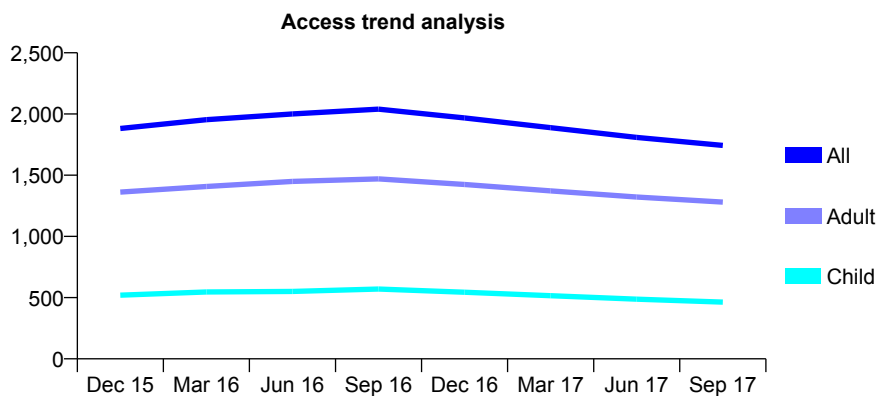
Q50 - Vital Signs At a Glance Contract Report for 178691/0001 - September 2017

Name or company name	The Regent Street Dental Practice
Contract type name	GDS Contract
Purpose of contract	General and Orthodontic
Contract start date	01/10/2014
Contract end date	

17/18 Contracted general activity (UDA)	5,508
Carry forward general activity (UDA)	0
17/18 Contracted orthodontic activity (UOA)	221
Carry forward orthodontic activity (UOA)	0
Baseline contract value	£162,781.58

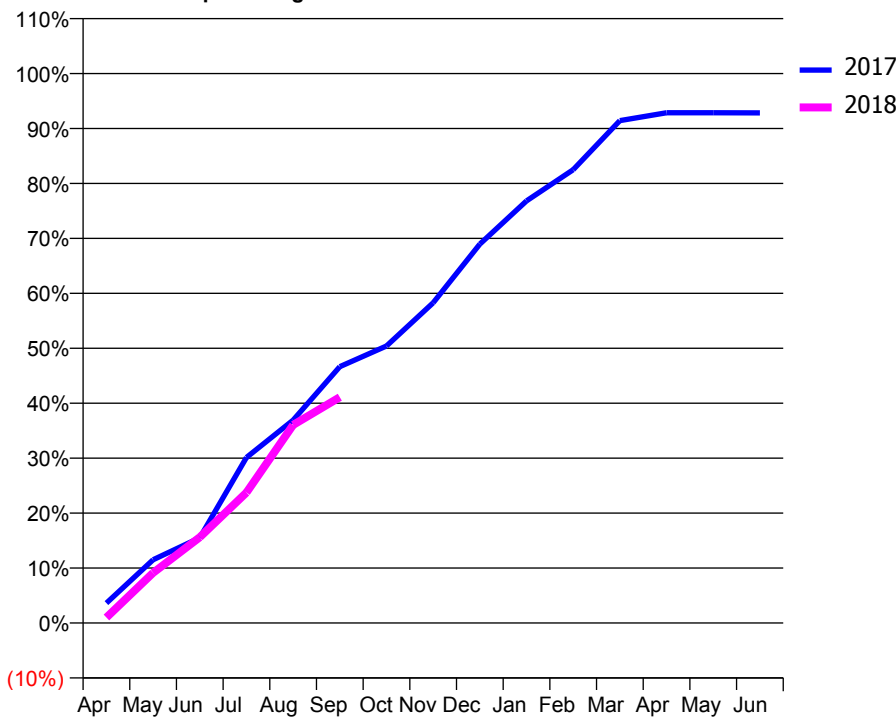
ACCESS*

Patients seen in 24 months	Total	Change since previous quarter
Quarter ending September 2016	2,040	
Quarter ending December 2016	1,968	↓
Quarter ending March 2017	1,888	↓
Quarter ending June 2017	1,809	↓
Quarter ending September 2017	1,744	↓
Variance since September 2016	(14.5%)	↓



ACTIVITY

Cumulative percentage of contracted UDA delivered 2017 & 2018



Adjusted Scheduled Activity (UDA)		
Month	2017	2018
April	200	55
May	635	503
June	855	860
July	1,660	1,308
August	2,033	1,986
September	2,570	2,263
October	2,777	
November	3,210	
December	3,798	
January	4,231	
February	4,543	
March	5,036	
April	5,115	
May	5,115	
June	5,114	

QUALITY

	Quantity	Base Number	Contract	AT	Region	England
% of FP17s for the same patient ID Re-attending within 3 months - Children	26	411	6.3%	9.6%	12.8%	11.9%
% of FP17s for the same patient ID Re-attending within 3 months - Adults	146	1,053	13.9%	13.4%	16.5%	15.9%
% of FP17s for the same patient ID Re-attending between 3 & 9 months - Children	291	411	70.8%	63.9%	59.7%	58.1%
% of FP17s for the same patient ID Re-attending between 3 & 9 months - Adults	742	1,053	70.5%	55.5%	53.0%	50.6%
% of FP17s for Band 1 Urgent Courses	80	1,389	5.8%	7.4%	9.2%	9.1%
% of FP17s Relating to Free Repair or Replacements	12	1,389	0.9%	0.9%	1.0%	0.8%
% of FP17s Relating to Continuations	10	1,389	0.7%	1.2%	1.2%	1.1%
% of Patients satisfied with the dentistry they have received	5	5	N/A	92.1%	91.6%	91.4%
% of Patients satisfied with the time they had to wait for an appointment	5	5	N/A	88.7%	88.1%	87.7%

* This is based on patients treated on this contract for their most recent course of treatment. Figures in italics indicate the base number of FP17s or Patient Questionnaire responses are less than 100. N/A is shown where the base number of responses is less than 10 during the period. % is calculated as Quantity/Base number*100

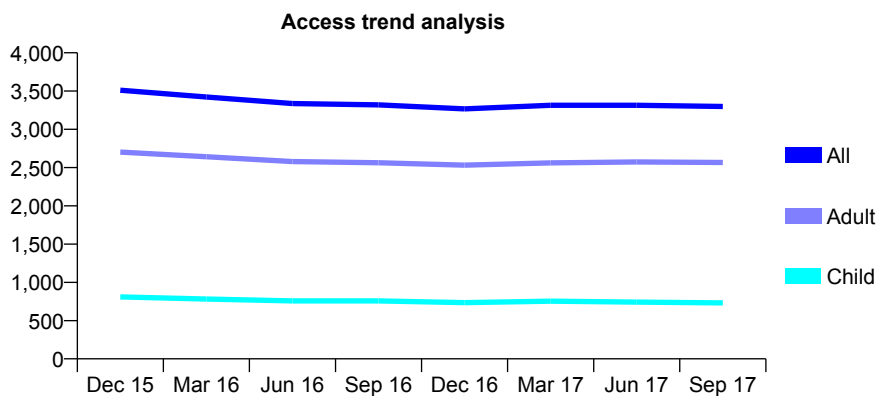
Q50 - Vital Signs At a Glance Contract Report for 178780/0001 - September 2017

Name or company name	Scarborough Dental Care Limited
Contract type name	GDS Contract
Purpose of contract	General
Contract start date	01/09/2008
Contract end date	

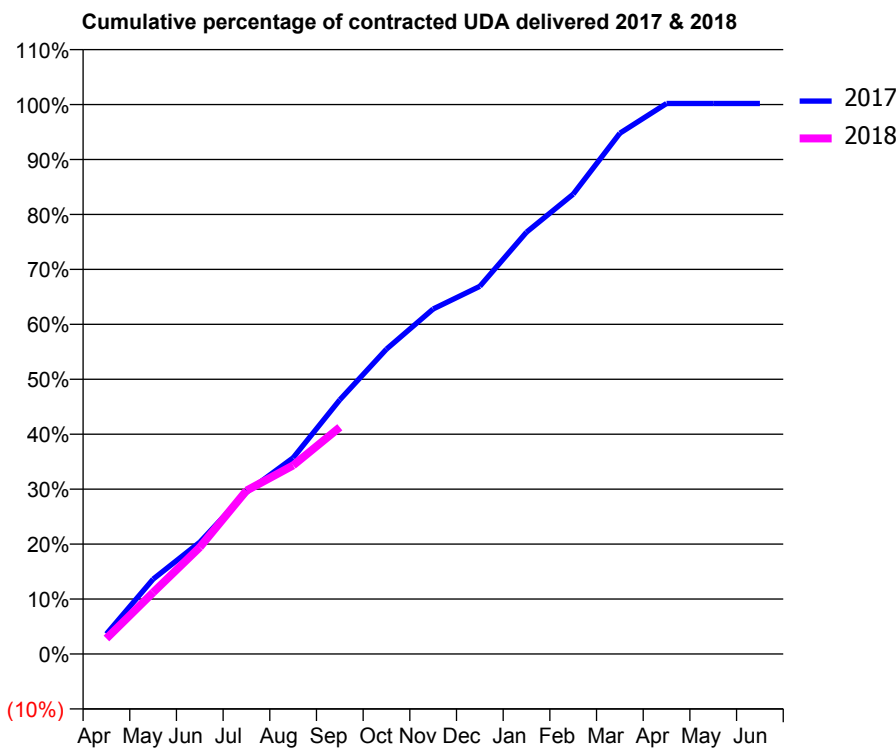
17/18 Contracted general activity (UDA)	8,780
Carry forward general activity (UDA)	0
17/18 Contracted orthodontic activity (UOA)	0
Carry forward orthodontic activity (UOA)	0
Baseline contract value	£258,344.09

ACCESS*

Patients seen in 24 months	Total	Change since previous quarter
Quarter ending September 2016	3,320	
Quarter ending December 2016	3,267	↓
Quarter ending March 2017	3,315	→
Quarter ending June 2017	3,314	→
Quarter ending September 2017	3,298	→
Variance since September 2016	(0.7%)	→



ACTIVITY



Month	Adjusted Scheduled Activity (UDA)	
	2017	2018
April	322	247
May	1,196	984
June	1,787	1,706
July	2,585	2,612
August	3,135	3,014
September	4,062	3,623
October	4,871	
November	5,513	
December	5,875	
January	6,741	
February	7,348	
March	8,322	
April	8,796	
May	8,795	
June	8,796	

QUALITY

	Quantity	Base Number	Contract	AT	Region	England
% of FP17s for the same patient ID Re-attending within 3 months - Children	87	588	14.8%	9.6%	12.8%	11.9%
% of FP17s for the same patient ID Re-attending within 3 months - Adults	412	2,047	20.1%	13.4%	16.5%	15.9%
% of FP17s for the same patient ID Re-attending between 3 & 9 months - Children	346	588	58.8%	63.9%	59.7%	58.1%
% of FP17s for the same patient ID Re-attending between 3 & 9 months - Adults	1,180	2,047	57.6%	55.5%	53.0%	50.6%
% of FP17s for Band 1 Urgent Courses	226	2,066	10.9%	7.4%	9.2%	9.1%
% of FP17s Relating to Free Repair or Replacements	33	2,066	1.6%	0.9%	1.0%	0.8%
% of FP17s Relating to Continuations	63	2,066	3.0%	1.2%	1.2%	1.1%
% of Patients satisfied with the dentistry they have received	4	6	N/A	92.1%	91.6%	91.4%
% of Patients satisfied with the time they had to wait for an appointment	6	6	N/A	88.7%	88.1%	87.7%

* This is based on patients treated on this contract for their most recent course of treatment. Figures in italics indicate the base number of FP17s or Patient Questionnaire responses are less than 100. N/A is shown where the base number of responses is less than 10 during the period. % is calculated as Quantity/Base number*100

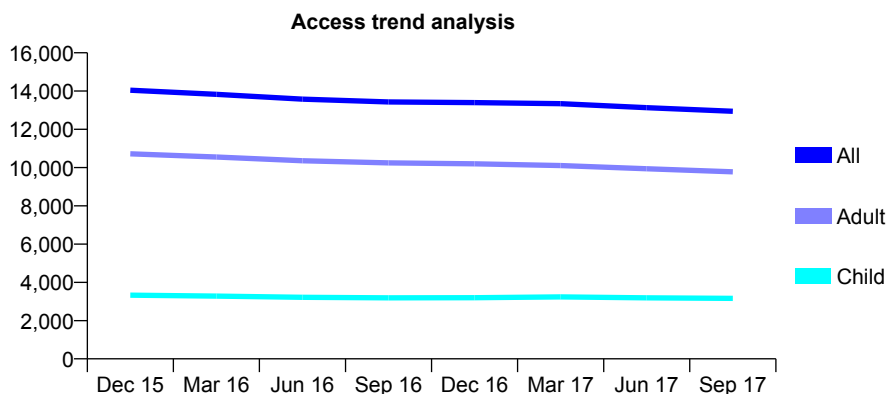
Q50 - Vital Signs At a Glance Contract Report for 179582/0001 - September 2017

Name or company name	Abbey Dental Care
Contract type name	GDS Contract
Purpose of contract	General
Contract start date	01/02/2012
Contract end date	

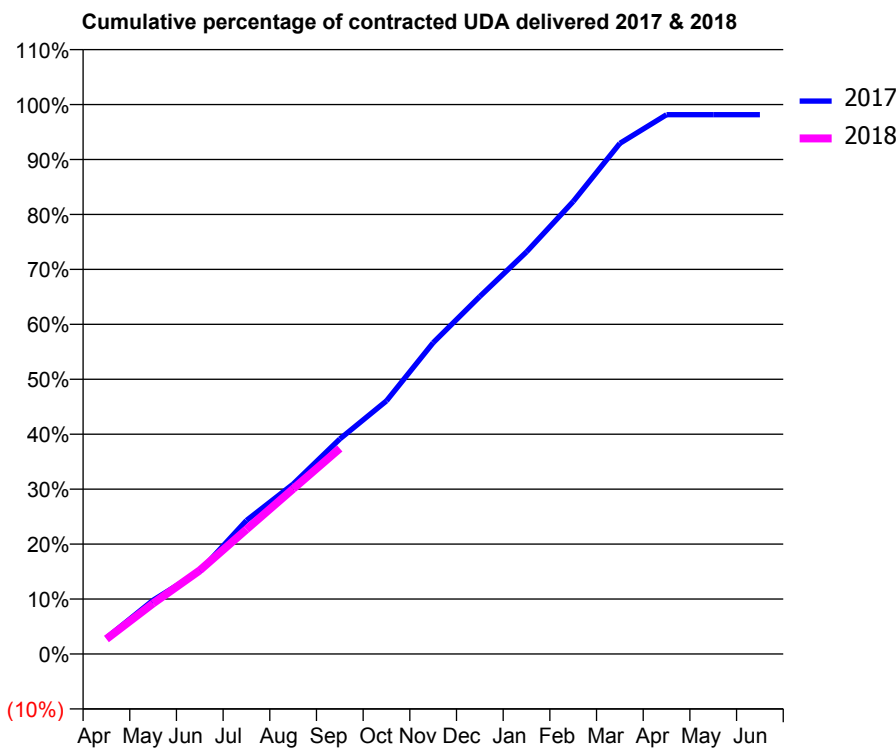
17/18 Contracted general activity (UDA)	40,900
Carry forward general activity (UDA)	0
17/18 Contracted orthodontic activity (UOA)	0
Carry forward orthodontic activity (UOA)	0
Baseline contract value	£1,202,977.07

ACCESS*

Patients seen in 24 months	Total	Change since previous quarter
Quarter ending September 2016	13,433	
Quarter ending December 2016	13,396	→
Quarter ending March 2017	13,341	→
Quarter ending June 2017	13,130	↓
Quarter ending September 2017	12,941	↓
Variance since September 2016	(3.7%)	↓



ACTIVITY



Month	Adjusted Scheduled Activity (UDA)	
	2017	2018
April	1,197	1,119
May	4,007	3,765
June	6,170	6,228
July	9,938	9,273
August	12,654	12,295
September	16,001	15,297
October	18,847	
November	23,174	
December	26,618	
January	29,930	
February	33,679	
March	38,010	
April	40,147	
May	40,141	
June	40,138	

QUALITY

	Quantity	Base Number	Contract	AT	Region	England
% of FP17s for the same patient ID Re-attending within 3 months - Children	321	2,681	12.0%	9.6%	12.8%	11.9%
% of FP17s for the same patient ID Re-attending within 3 months - Adults	1,586	7,746	20.5%	13.4%	16.5%	15.9%
% of FP17s for the same patient ID Re-attending between 3 & 9 months - Children	1,897	2,681	70.8%	63.9%	59.7%	58.1%
% of FP17s for the same patient ID Re-attending between 3 & 9 months - Adults	4,736	7,746	61.1%	55.5%	53.0%	50.6%
% of FP17s for Band 1 Urgent Courses	776	9,502	8.2%	7.4%	9.2%	9.1%
% of FP17s Relating to Free Repair or Replacements	109	9,502	1.1%	0.9%	1.0%	0.8%
% of FP17s Relating to Continuations	72	9,502	0.8%	1.2%	1.2%	1.1%
% of Patients satisfied with the dentistry they have received	23	26	88.5%	92.1%	91.6%	91.4%
% of Patients satisfied with the time they had to wait for an appointment	24	26	92.3%	88.7%	88.1%	87.7%

* This is based on patients treated on this contract for their most recent course of treatment. Figures in italics indicate the base number of FP17s or Patient Questionnaire responses are less than 100. N/A is shown where the base number of responses is less than 10 during the period. % is calculated as Quantity/Base number*100

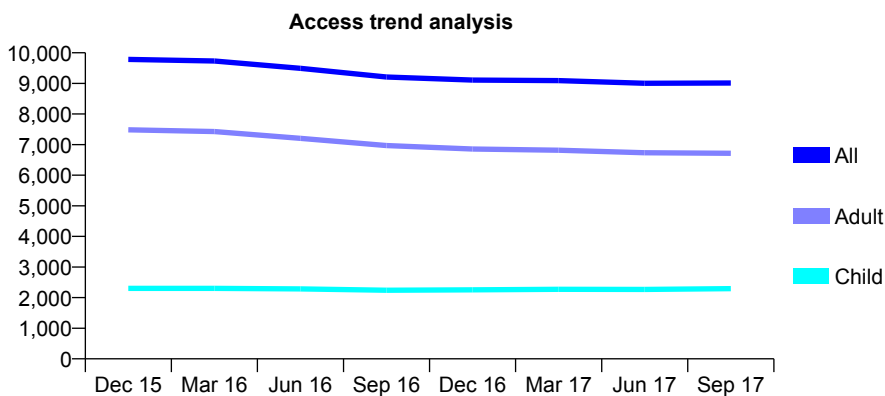
Q50 - Vital Signs At a Glance Contract Report for 180904/0003 - September 2017

Name or company name	Perfect Smile Clinic (UK) Ltd
Contract type name	GDS Contract
Purpose of contract	General
Contract start date	25/06/2012
Contract end date	

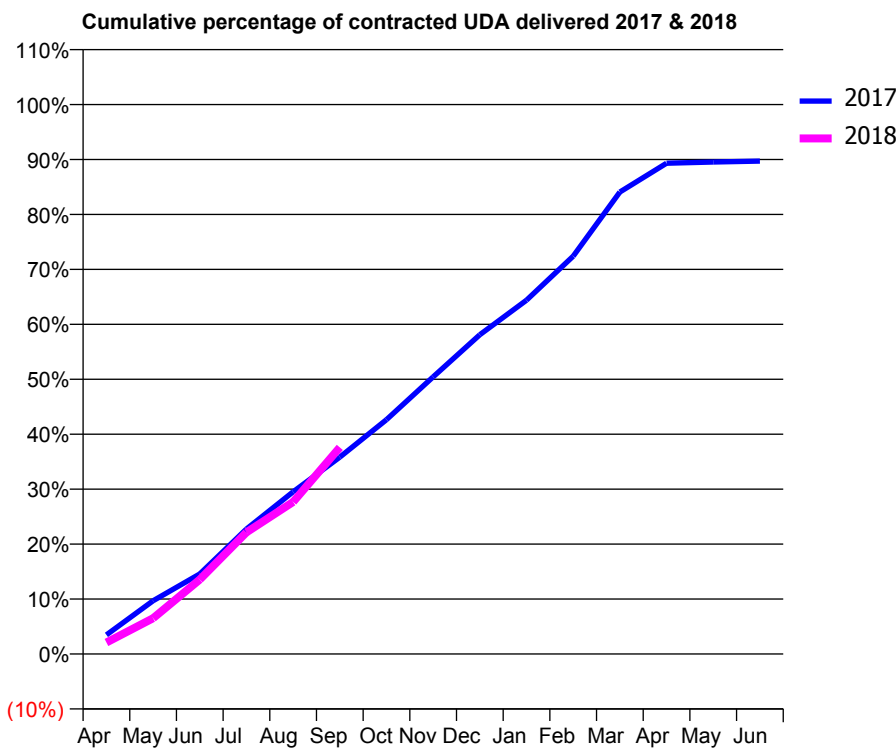
17/18 Contracted general activity (UDA)	32,500
Carry forward general activity (UDA)	0
17/18 Contracted orthodontic activity (UOA)	0
Carry forward orthodontic activity (UOA)	0
Baseline contract value	£834,360.50

ACCESS*

Patients seen in 24 months	Total	Change since previous quarter
Quarter ending September 2016	9,208	
Quarter ending December 2016	9,111	↓
Quarter ending March 2017	9,090	→
Quarter ending June 2017	9,003	→
Quarter ending September 2017	9,014	→
Variance since September 2016	(2.1%)	↓



ACTIVITY



Month	Adjusted Scheduled Activity (UDA)	
	2017	2018
April	1,130	680
May	3,152	2,120
June	4,733	4,405
July	7,396	7,200
August	9,598	8,991
September	11,648	12,220
October	13,858	
November	16,390	
December	18,881	
January	20,931	
February	23,533	
March	27,325	
April	29,025	
May	29,099	
June	29,153	

QUALITY

	Quantity	Base Number	Contract	AT	Region	England
% of FP17s for the same patient ID Re-attending within 3 months - Children	146	1,857	7.9%	9.6%	12.8%	11.9%
% of FP17s for the same patient ID Re-attending within 3 months - Adults	652	4,875	13.4%	13.4%	16.5%	15.9%
% of FP17s for the same patient ID Re-attending between 3 & 9 months - Children	1,245	1,857	67.0%	63.9%	59.7%	58.1%
% of FP17s for the same patient ID Re-attending between 3 & 9 months - Adults	3,223	4,875	66.1%	55.5%	53.0%	50.6%
% of FP17s for Band 1 Urgent Courses	521	6,042	8.6%	7.4%	9.2%	9.1%
% of FP17s Relating to Free Repair or Replacements	71	6,042	1.2%	0.9%	1.0%	0.8%
% of FP17s Relating to Continuations	61	6,042	1.0%	1.2%	1.2%	1.1%
% of Patients satisfied with the dentistry they have received	15	16	93.8%	92.1%	91.6%	91.4%
% of Patients satisfied with the time they had to wait for an appointment	14	16	87.5%	88.7%	88.1%	87.7%

* This is based on patients treated on this contract for their most recent course of treatment. Figures in italics indicate the base number of FP17s or Patient Questionnaire responses are less than 100. N/A is shown where the base number of responses is less than 10 during the period. % is calculated as Quantity/Base number*100

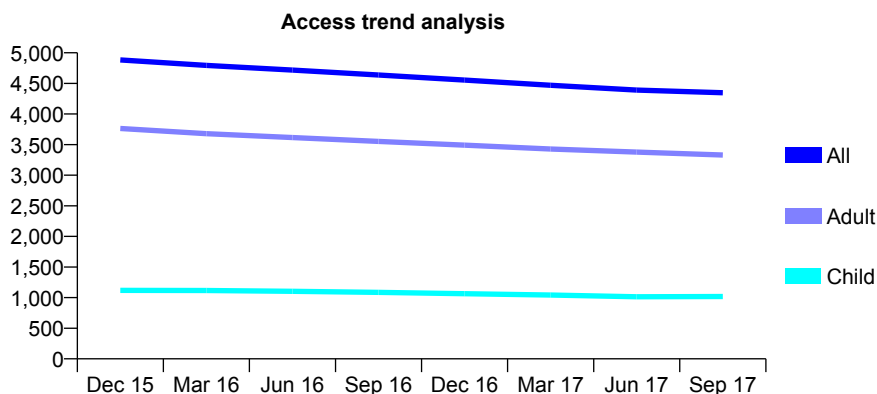
Q50 - Vital Signs At a Glance Contract Report for 182176/0001 - September 2017

Name or company name	Snaith Dental Care
Contract type name	GDS Contract
Purpose of contract	General
Contract start date	11/01/2010
Contract end date	

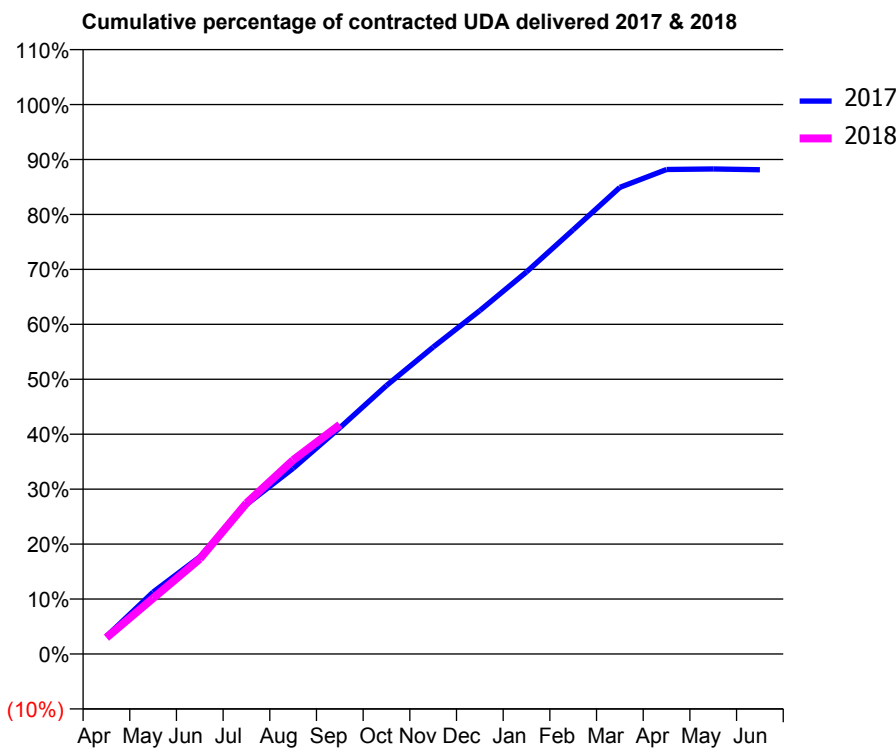
17/18 Contracted general activity (UDA)	15,000
Carry forward general activity (UDA)	0
17/18 Contracted orthodontic activity (UOA)	0
Carry forward orthodontic activity (UOA)	0
Baseline contract value	£391,107.42

ACCESS*

Patients seen in 24 months	Total	Change since previous quarter
Quarter ending September 2016	4,637	
Quarter ending December 2016	4,555	↓
Quarter ending March 2017	4,470	↓
Quarter ending June 2017	4,392	↓
Quarter ending September 2017	4,348	↓
Variance since September 2016	(6.2%)	↓



ACTIVITY



Month	Adjusted Scheduled Activity (UDA)	
	2017	2018
April	483	447
May	1,691	1,524
June	2,651	2,597
July	4,081	4,118
August	5,069	5,293
September	6,175	6,261
October	7,328	
November	8,377	
December	9,375	
January	10,430	
February	11,580	
March	12,737	
April	13,227	
May	13,242	
June	13,219	

QUALITY

	Quantity	Base Number	Contract	AT	Region	England
% of FP17s for the same patient ID Re-attending within 3 months - Children	87	902	9.6%	9.6%	12.8%	11.9%
% of FP17s for the same patient ID Re-attending within 3 months - Adults	490	2,771	17.7%	13.4%	16.5%	15.9%
% of FP17s for the same patient ID Re-attending between 3 & 9 months - Children	656	902	72.7%	63.9%	59.7%	58.1%
% of FP17s for the same patient ID Re-attending between 3 & 9 months - Adults	1,793	2,771	64.7%	55.5%	53.0%	50.6%
% of FP17s for Band 1 Urgent Courses	250	3,352	7.5%	7.4%	9.2%	9.1%
% of FP17s Relating to Free Repair or Replacements	74	3,352	2.2%	0.9%	1.0%	0.8%
% of FP17s Relating to Continuations	12	3,352	0.4%	1.2%	1.2%	1.1%
% of Patients satisfied with the dentistry they have received	26	31	83.9%	92.1%	91.6%	91.4%
% of Patients satisfied with the time they had to wait for an appointment	28	31	90.3%	88.7%	88.1%	87.7%

* This is based on patients treated on this contract for their most recent course of treatment. Figures in italics indicate the base number of FP17s or Patient Questionnaire responses are less than 100. N/A is shown where the base number of responses is less than 10 during the period. % is calculated as Quantity/Base number*100

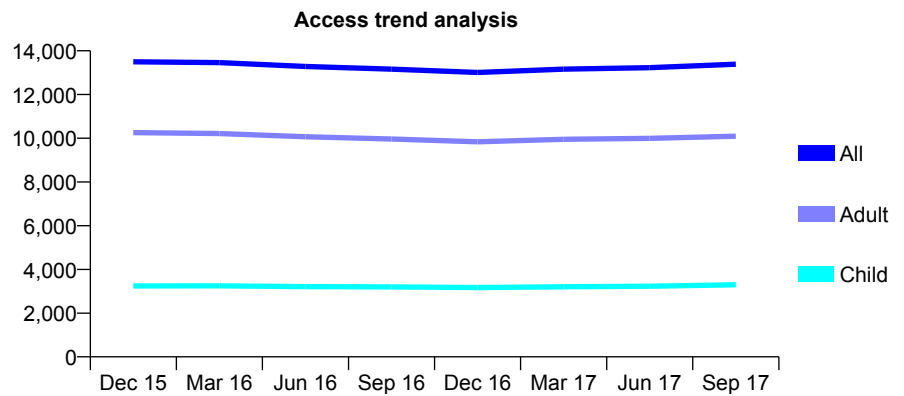
Q50 - Vital Signs At a Glance Contract Report for 183679/0001 - September 2017

Name or company name	Hessle Grange Dental Care Ltd.
Contract type name	GDS Contract
Purpose of contract	General
Contract start date	01/07/2008
Contract end date	

17/18 Contracted general activity (UDA)	33,167
Carry forward general activity (UDA)	0
17/18 Contracted orthodontic activity (UOA)	0
Carry forward orthodontic activity (UOA)	0
Baseline contract value	£989,948.89

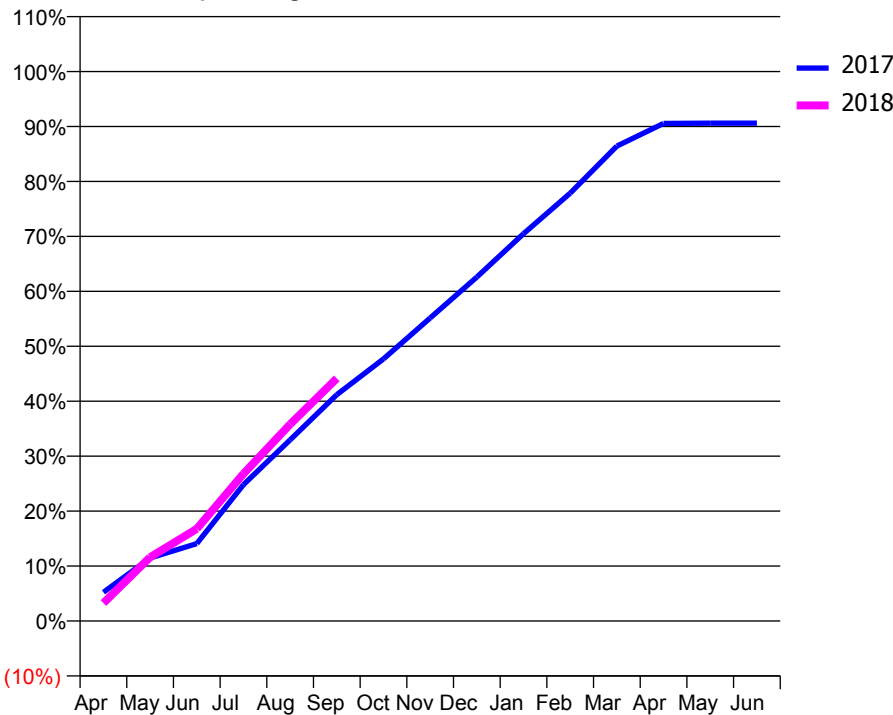
ACCESS*

Patients seen in 24 months	Total	Change since previous quarter
Quarter ending September 2016	13,164	
Quarter ending December 2016	13,009	↓
Quarter ending March 2017	13,160	→
Quarter ending June 2017	13,227	→
Quarter ending September 2017	13,388	→
Variance since September 2016	1.7%	→



ACTIVITY

Cumulative percentage of contracted UDA delivered 2017 & 2018



Month	Adjusted Scheduled Activity (UDA)	
	2017	2018
April	1,731	1,081
May	3,803	3,855
June	4,669	5,569
July	8,233	8,886
August	10,937	11,879
September	13,664	14,642
October	15,817	
November	18,289	
December	20,758	
January	23,375	
February	25,825	
March	28,662	
April	30,037	
May	30,049	
June	30,050	

QUALITY

	Quantity	Base Number	Contract	AT	Region	England
% of FP17s for the same patient ID Re-attending within 3 months - Children	207	2,796	7.4%	9.6%	12.8%	11.9%
% of FP17s for the same patient ID Re-attending within 3 months - Adults	853	6,907	12.3%	13.4%	16.5%	15.9%
% of FP17s for the same patient ID Re-attending between 3 & 9 months - Children	1,793	2,796	64.1%	63.9%	59.7%	58.1%
% of FP17s for the same patient ID Re-attending between 3 & 9 months - Adults	2,716	6,907	39.3%	55.5%	53.0%	50.6%
% of FP17s for Band 1 Urgent Courses	760	8,452	9.0%	7.4%	9.2%	9.1%
% of FP17s Relating to Free Repair or Replacements	62	8,452	0.7%	0.9%	1.0%	0.8%
% of FP17s Relating to Continuations	153	8,452	1.8%	1.2%	1.2%	1.1%
% of Patients satisfied with the dentistry they have received	18	19	94.7%	92.1%	91.6%	91.4%
% of Patients satisfied with the time they had to wait for an appointment	17	19	89.5%	88.7%	88.1%	87.7%

* This is based on patients treated on this contract for their most recent course of treatment. Figures in italics indicate the base number of FP17s or Patient Questionnaire responses are less than 100. N/A is shown where the base number of responses is less than 10 during the period. % is calculated as Quantity/Base number*100

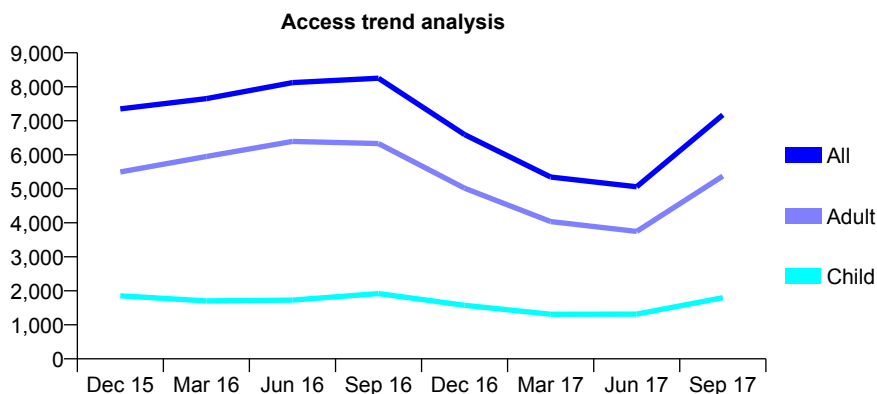
Q50 - Vital Signs At a Glance Contract Report for 189995/0001 - September 2017

Name or company name	Priority House Dental Care Ltd.
Contract type name	GDS Contract
Purpose of contract	General
Contract start date	01/04/2009
Contract end date	

17/18 Contracted general activity (UDA)	18,750
Carry forward general activity (UDA)	0
17/18 Contracted orthodontic activity (UOA)	0
Carry forward orthodontic activity (UOA)	0
Baseline contract value	£503,938.81

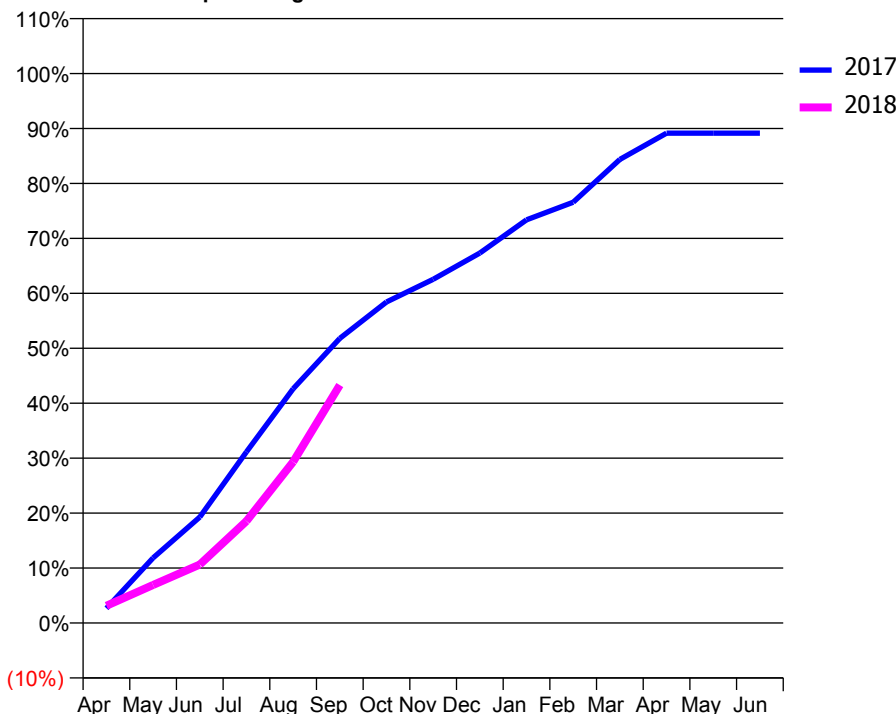
ACCESS*

Patients seen in 24 months	Total	Change since previous quarter
Quarter ending September 2016	8,253	
Quarter ending December 2016	6,593	↓
Quarter ending March 2017	5,349	↓
Quarter ending June 2017	5,060	↓
Quarter ending September 2017	7,173	↑
Variance since September 2016	(13.1%)	↓



ACTIVITY

Cumulative percentage of contracted UDA delivered 2017 & 2018



Adjusted Scheduled Activity (UDA)

Month	2017	2018
April	505	589
May	2,224	1,297
June	3,617	1,997
July	5,839	3,477
August	7,990	5,501
September	9,711	8,118
October	10,956	
November	11,728	
December	12,625	
January	13,758	
February	14,358	
March	15,820	
April	16,715	
May	16,715	
June	16,714	

QUALITY

	Quantity	Base Number	Contract	AT	Region	England
% of FP17s for the same patient ID Re-attending within 3 months - Children	60	1,426	4.2%	9.6%	12.8%	11.9%
% of FP17s for the same patient ID Re-attending within 3 months - Adults	261	4,081	6.4%	13.4%	16.5%	15.9%
% of FP17s for the same patient ID Re-attending between 3 & 9 months - Children	425	1,426	29.8%	63.9%	59.7%	58.1%
% of FP17s for the same patient ID Re-attending between 3 & 9 months - Adults	971	4,081	23.8%	55.5%	53.0%	50.6%
% of FP17s for Band 1 Urgent Courses	494	4,882	10.1%	7.4%	9.2%	9.1%
% of FP17s Relating to Free Repair or Replacements	46	4,882	0.9%	0.9%	1.0%	0.8%
% of FP17s Relating to Continuations	22	4,882	0.5%	1.2%	1.2%	1.1%
% of Patients satisfied with the dentistry they have received	13	13	100.0%	92.1%	91.6%	91.4%
% of Patients satisfied with the time they had to wait for an appointment	9	13	69.2%	88.7%	88.1%	87.7%

* This is based on patients treated on this contract for their most recent course of treatment. Figures in italics indicate the base number of FP17s or Patient Questionnaire responses are less than 100. N/A is shown where the base number of responses is less than 10 during the period. % is calculated as Quantity/Base number*100

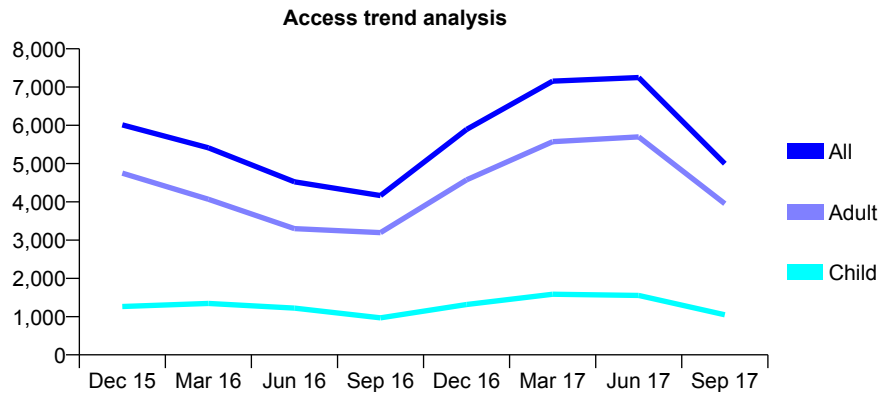
Q50 - Vital Signs At a Glance Contract Report for 189995/0002 - September 2017

Name or company name	Priority House Dental Care Ltd.
Contract type name	PDS Plus Contract
Purpose of contract	General
Contract start date	01/01/2011
Contract end date	31/03/2018

17/18 Contracted general activity (UDA)	18,000
Carry forward general activity (UDA)	0
17/18 Contracted orthodontic activity (UOA)	0
Carry forward orthodontic activity (UOA)	0
Baseline contract value	£480,978.29

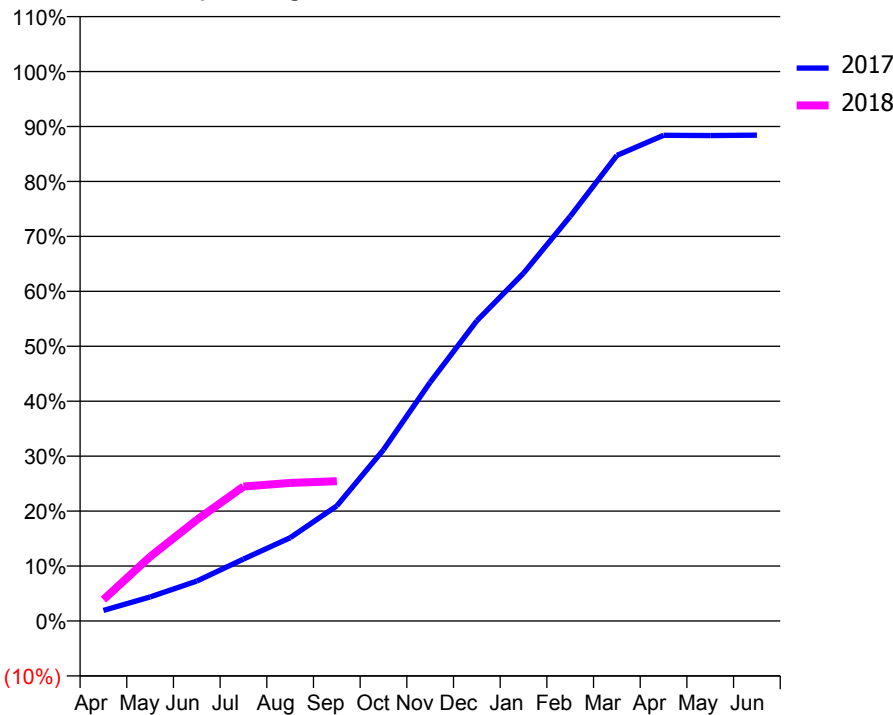
ACCESS*

Patients seen in 24 months	Total	Change since previous quarter
Quarter ending September 2016	4,163	
Quarter ending December 2016	5,892	↑
Quarter ending March 2017	7,156	↑
Quarter ending June 2017	7,248	→
Quarter ending September 2017	4,997	↓
Variance since September 2016	20.0%	↑



ACTIVITY

Cumulative percentage of contracted UDA delivered 2017 & 2018



Month	Adjusted Scheduled Activity (UDA)	
	2017	2018
April	346	700
May	790	2,107
June	1,310	3,314
July	2,029	4,404
August	2,728	4,522
September	3,771	4,581
October	5,610	
November	7,820	
December	9,836	
January	11,395	
February	13,257	
March	15,252	
April	15,913	
May	15,904	
June	15,915	

QUALITY

	Quantity	Base Number	Contract	AT	Region	England
% of FP17s for the same patient ID Re-attending within 3 months - Children	19	611	3.1%	9.6%	12.8%	11.9%
% of FP17s for the same patient ID Re-attending within 3 months - Adults	133	2,373	5.6%	13.4%	16.5%	15.9%
% of FP17s for the same patient ID Re-attending between 3 & 9 months - Children	252	611	41.2%	63.9%	59.7%	58.1%
% of FP17s for the same patient ID Re-attending between 3 & 9 months - Adults	1,094	2,373	46.1%	55.5%	53.0%	50.6%
% of FP17s for Band 1 Urgent Courses	167	2,631	6.3%	7.4%	9.2%	9.1%
% of FP17s Relating to Free Repair or Replacements	19	2,631	0.7%	0.9%	1.0%	0.8%
% of FP17s Relating to Continuations	10	2,631	0.4%	1.2%	1.2%	1.1%
% of Patients satisfied with the dentistry they have received	10	10	100.0%	92.1%	91.6%	91.4%
% of Patients satisfied with the time they had to wait for an appointment	9	10	90.0%	88.7%	88.1%	87.7%

* This is based on patients treated on this contract for their most recent course of treatment. Figures in italics indicate the base number of FP17s or Patient Questionnaire responses are less than 100. N/A is shown where the base number of responses is less than 10 during the period. % is calculated as Quantity/Base number*100

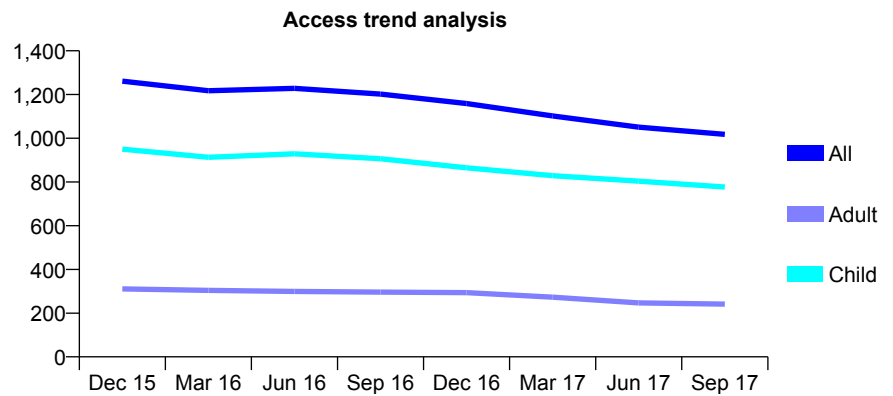
Q50 - Vital Signs At a Glance Contract Report for 190195/0005 - September 2017

Name or company name	Xeon Smiles UK Ltd
Contract type name	GDS Contract
Purpose of contract	General
Contract start date	01/05/2008
Contract end date	

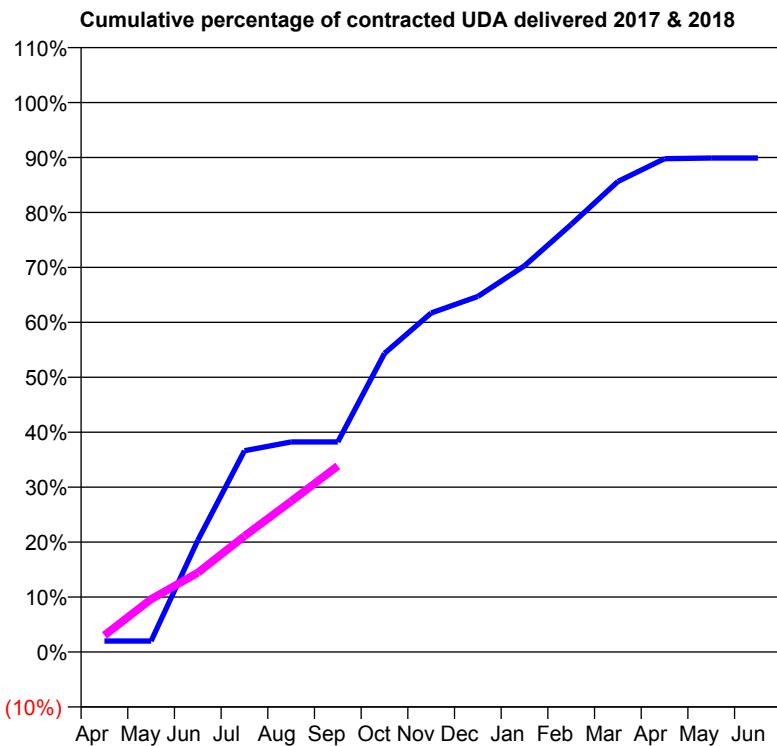
17/18 Contracted general activity (UDA)	2,200
Carry forward general activity (UDA)	0
17/18 Contracted orthodontic activity (UOA)	0
Carry forward orthodontic activity (UOA)	0
Baseline contract value	£52,786.75

ACCESS*

Patients seen in 24 months	Total	Change since previous quarter
Quarter ending September 2016	1,202	
Quarter ending December 2016	1,159	↓
Quarter ending March 2017	1,102	↓
Quarter ending June 2017	1,051	↓
Quarter ending September 2017	1,018	↓
Variance since September 2016	(15.3%)	↓



ACTIVITY



Adjusted Scheduled Activity (UDA)		
Month	2017	2018
April	44	67
May	44	212
June	447	317
July	806	464
August	841	604
September	841	745
October	1,196	
November	1,357	
December	1,424	
January	1,546	
February	1,712	
March	1,884	
April	1,975	
May	1,978	
June	1,978	

QUALITY

	Quantity	Base Number	Contract	AT	Region	England
% of FP17s for the same patient ID Re-attending within 3 months - Children	36	525	6.9%	9.6%	12.8%	11.9%
% of FP17s for the same patient ID Re-attending within 3 months - Adults	10	114	8.8%	13.4%	16.5%	15.9%
% of FP17s for the same patient ID Re-attending between 3 & 9 months - Children	341	525	65.0%	63.9%	59.7%	58.1%
% of FP17s for the same patient ID Re-attending between 3 & 9 months - Adults	55	114	48.2%	55.5%	53.0%	50.6%
% of FP17s for Band 1 Urgent Courses	25	578	4.3%	7.4%	9.2%	9.1%
% of FP17s Relating to Free Repair or Replacements	1	578	0.2%	0.9%	1.0%	0.8%
% of FP17s Relating to Continuations	0	578	0.0%	1.2%	1.2%	1.1%
% of Patients satisfied with the dentistry they have received	1	2	N/A	92.1%	91.6%	91.4%
% of Patients satisfied with the time they had to wait for an appointment	1	2	N/A	88.7%	88.1%	87.7%

* This is based on patients treated on this contract for their most recent course of treatment. Figures in italics indicate the base number of FP17s or Patient Questionnaire responses are less than 100. N/A is shown where the base number of responses is less than 10 during the period. % is calculated as Quantity/Base number*100

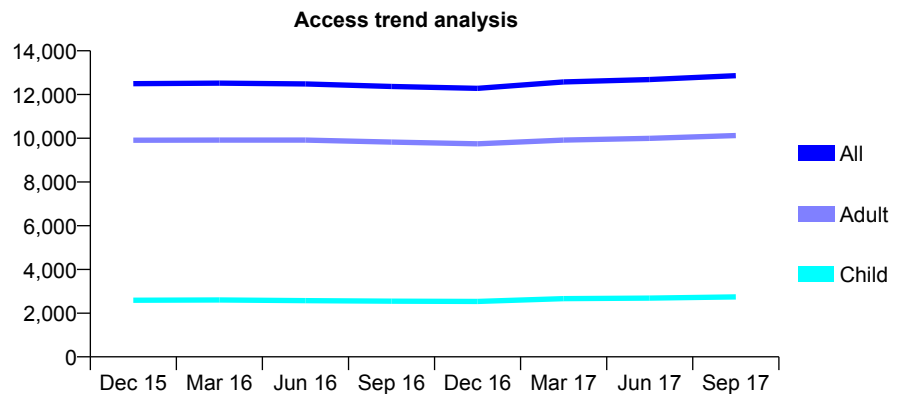
Q50 - Vital Signs At a Glance Contract Report for 190586/0001 - September 2017

Name or company name	SELBY DENTAL CARE LTD
Contract type name	GDS Contract
Purpose of contract	General
Contract start date	01/04/2011
Contract end date	

17/18 Contracted general activity (UDA)	34,448
Carry forward general activity (UDA)	0
17/18 Contracted orthodontic activity (UOA)	0
Carry forward orthodontic activity (UOA)	0
Baseline contract value	£1,005,927.23

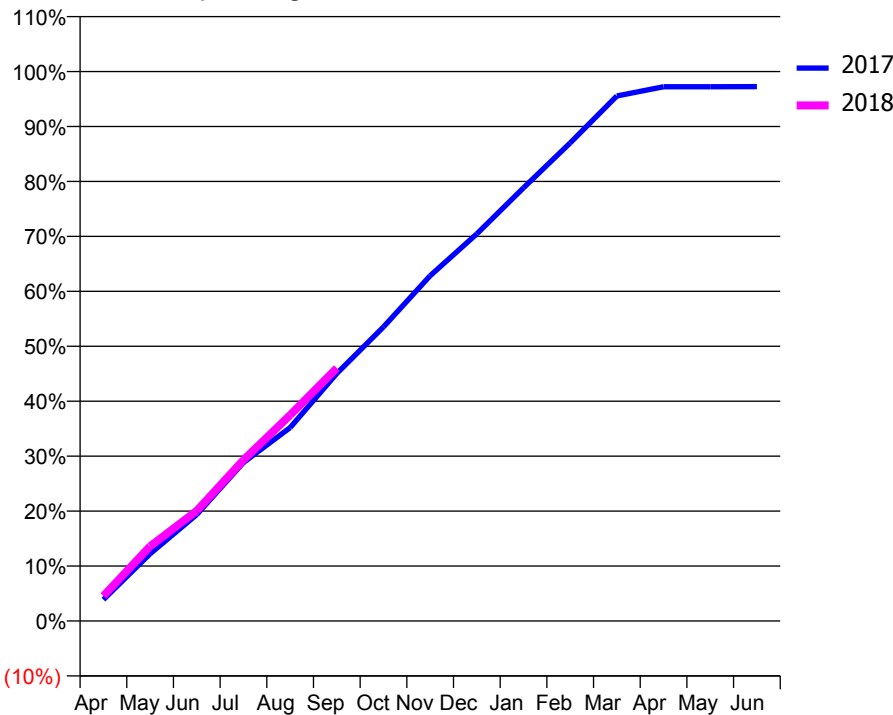
ACCESS*

Patients seen in 24 months	Total	Change since previous quarter
Quarter ending September 2016	12,371	
Quarter ending December 2016	12,281	→
Quarter ending March 2017	12,577	↑
Quarter ending June 2017	12,684	→
Quarter ending September 2017	12,864	→
Variance since September 2016	4.0%	↑



ACTIVITY

Cumulative percentage of contracted UDA delivered 2017 & 2018



Month	Adjusted Scheduled Activity (UDA)	
	2017	2018
April	1,340	1,565
May	4,216	4,686
June	6,672	6,911
July	9,936	10,094
August	12,123	12,915
September	15,521	15,856
October	18,437	
November	21,649	
December	24,273	
January	27,157	
February	29,974	
March	32,918	
April	33,496	
May	33,495	
June	33,497	

QUALITY

	Quantity	Base Number	Contract	AT	Region	England
% of FP17s for the same patient ID Re-attending within 3 months - Children	187	2,531	7.4%	9.6%	12.8%	11.9%
% of FP17s for the same patient ID Re-attending within 3 months - Adults	735	7,510	9.8%	13.4%	16.5%	15.9%
% of FP17s for the same patient ID Re-attending between 3 & 9 months - Children	1,805	2,531	71.3%	63.9%	59.7%	58.1%
% of FP17s for the same patient ID Re-attending between 3 & 9 months - Adults	4,579	7,510	61.0%	55.5%	53.0%	50.6%
% of FP17s for Band 1 Urgent Courses	342	8,879	3.9%	7.4%	9.2%	9.1%
% of FP17s Relating to Free Repair or Replacements	52	8,879	0.6%	0.9%	1.0%	0.8%
% of FP17s Relating to Continuations	112	8,879	1.3%	1.2%	1.2%	1.1%
% of Patients satisfied with the dentistry they have received	24	27	88.9%	92.1%	91.6%	91.4%
% of Patients satisfied with the time they had to wait for an appointment	22	27	81.5%	88.7%	88.1%	87.7%

* This is based on patients treated on this contract for their most recent course of treatment. Figures in italics indicate the base number of FP17s or Patient Questionnaire responses are less than 100. N/A is shown where the base number of responses is less than 10 during the period. % is calculated as Quantity/Base number*100

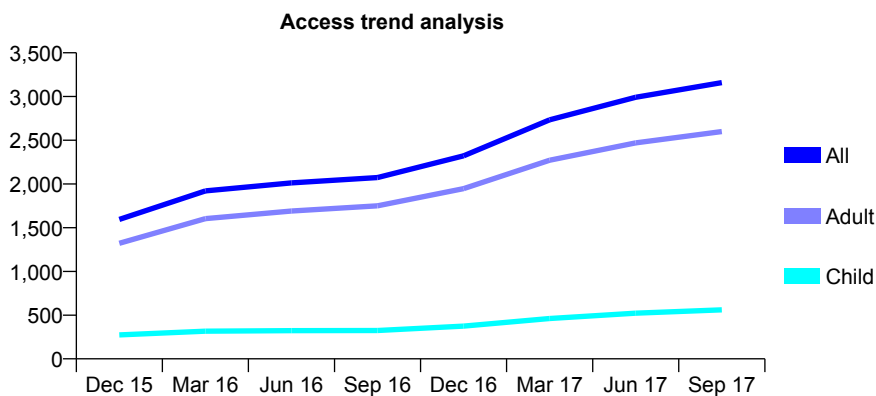
Q50 - Vital Signs At a Glance Contract Report for 191116/0002 - September 2017

Name or company name	THE COSMETIC DENTAL PRACTICE LIM
Contract type name	GDS Contract
Purpose of contract	General
Contract start date	20/04/2015
Contract end date	

17/18 Contracted general activity (UDA)	12,000
Carry forward general activity (UDA)	0
17/18 Contracted orthodontic activity (UOA)	0
Carry forward orthodontic activity (UOA)	0
Baseline contract value	£379,747.62

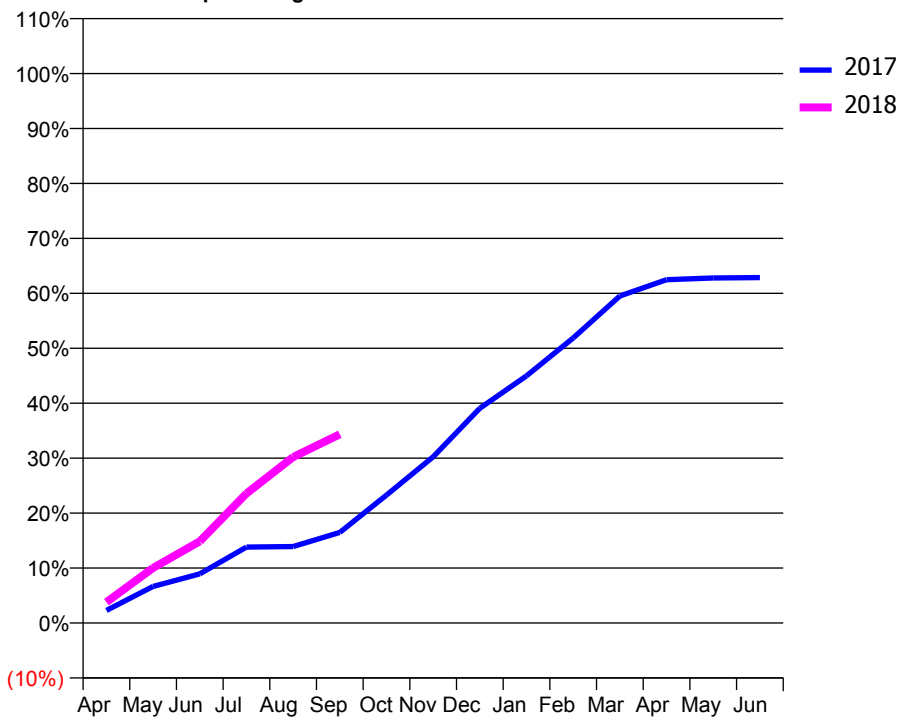
ACCESS*

Patients seen in 24 months	Total	Change since previous quarter
Quarter ending September 2016	2,074	
Quarter ending December 2016	2,322	↑
Quarter ending March 2017	2,733	↑
Quarter ending June 2017	2,992	↑
Quarter ending September 2017	3,159	↑
Variance since September 2016	52.3%	↑



ACTIVITY

Cumulative percentage of contracted UDA delivered 2017 & 2018



Month	Adjusted Scheduled Activity (UDA)	
	2017	2018
April	275	456
May	801	1,204
June	1,074	1,783
July	1,658	2,830
August	1,670	3,623
September	1,978	4,123
October	2,793	
November	3,629	
December	4,690	
January	5,399	
February	6,224	
March	7,142	
April	7,497	
May	7,534	
June	7,543	

QUALITY

	Quantity	Base Number	Contract	AT	Region	England
% of FP17s for the same patient ID Re-attending within 3 months - Children	41	438	9.4%	9.6%	12.8%	11.9%
% of FP17s for the same patient ID Re-attending within 3 months - Adults	192	1,886	10.2%	13.4%	16.5%	15.9%
% of FP17s for the same patient ID Re-attending between 3 & 9 months - Children	204	438	46.6%	63.9%	59.7%	58.1%
% of FP17s for the same patient ID Re-attending between 3 & 9 months - Adults	982	1,886	52.1%	55.5%	53.0%	50.6%
% of FP17s for Band 1 Urgent Courses	190	2,148	8.8%	7.4%	9.2%	9.1%
% of FP17s Relating to Free Repair or Replacements	4	2,148	0.2%	0.9%	1.0%	0.8%
% of FP17s Relating to Continuations	16	2,148	0.7%	1.2%	1.2%	1.1%
% of Patients satisfied with the dentistry they have received	10	10	100.0%	92.1%	91.6%	91.4%
% of Patients satisfied with the time they had to wait for an appointment	8	10	80.0%	88.7%	88.1%	87.7%

* This is based on patients treated on this contract for their most recent course of treatment. Figures in italics indicate the base number of FP17s or Patient Questionnaire responses are less than 100. N/A is shown where the base number of responses is less than 10 during the period. % is calculated as Quantity/Base number*100

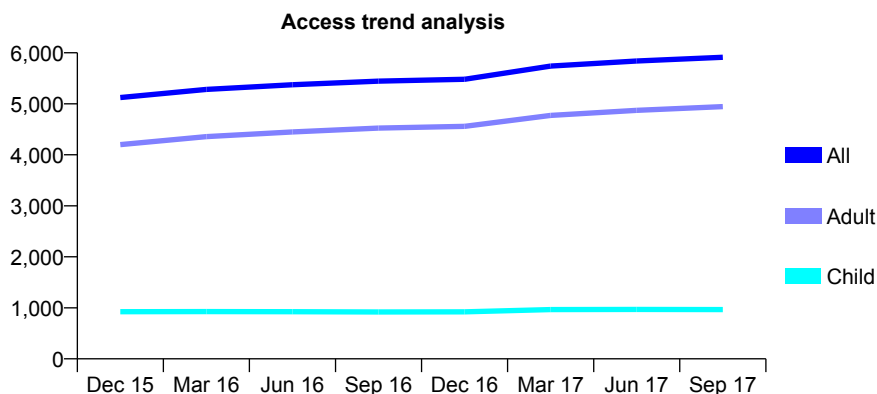
Q50 - Vital Signs At a Glance Contract Report for 191361/0001 - September 2017

Name or company name	Hopkins & Poyner Dental Surgery
Contract type name	GDS Contract
Purpose of contract	General
Contract start date	01/12/2014
Contract end date	

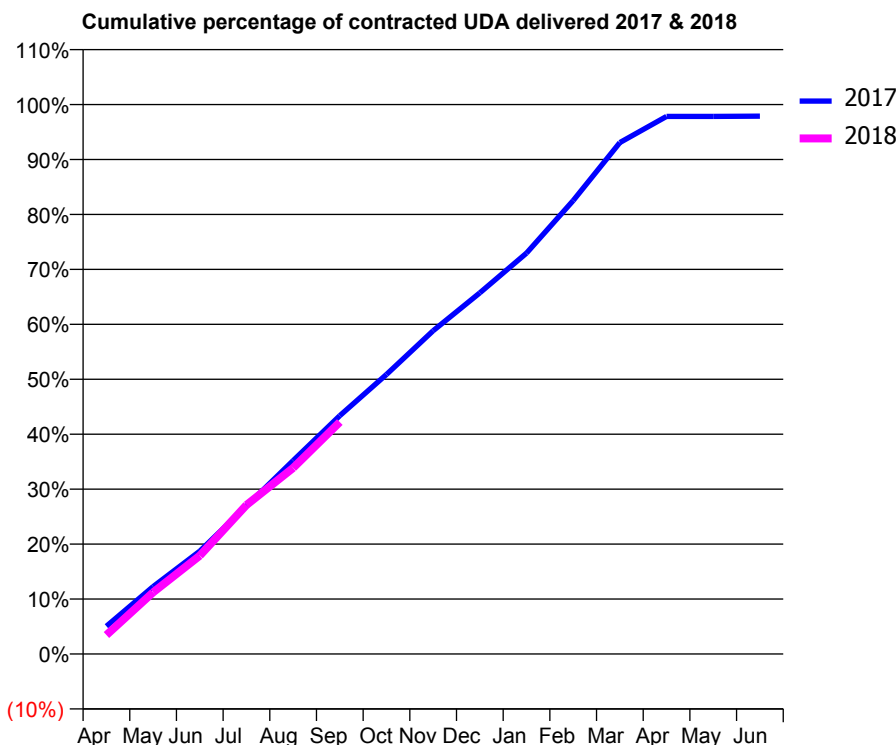
17/18 Contracted general activity (UDA)	16,835
Carry forward general activity (UDA)	0
17/18 Contracted orthodontic activity (UOA)	0
Carry forward orthodontic activity (UOA)	0
Baseline contract value	£495,392.70

ACCESS*

Patients seen in 24 months	Total	Change since previous quarter
Quarter ending September 2016	5,444	
Quarter ending December 2016	5,481	→
Quarter ending March 2017	5,740	↑
Quarter ending June 2017	5,840	→
Quarter ending September 2017	5,912	→
Variance since September 2016	8.6%	↑



ACTIVITY



Month	Adjusted Scheduled Activity (UDA)	
	2017	2018
April	852	583
May	2,064	1,890
June	3,153	3,014
July	4,532	4,566
August	5,924	5,700
September	7,303	7,107
October	8,563	
November	9,904	
December	11,066	
January	12,282	
February	13,892	
March	15,668	
April	16,469	
May	16,472	
June	16,477	

QUALITY

	Quantity	Base Number	Contract	AT	Region	England
% of FP17s for the same patient ID Re-attending within 3 months - Children	47	755	6.2%	9.6%	12.8%	11.9%
% of FP17s for the same patient ID Re-attending within 3 months - Adults	520	3,711	14.0%	13.4%	16.5%	15.9%
% of FP17s for the same patient ID Re-attending between 3 & 9 months - Children	482	755	63.8%	63.9%	59.7%	58.1%
% of FP17s for the same patient ID Re-attending between 3 & 9 months - Adults	2,229	3,711	60.1%	55.5%	53.0%	50.6%
% of FP17s for Band 1 Urgent Courses	213	3,753	5.7%	7.4%	9.2%	9.1%
% of FP17s Relating to Free Repair or Replacements	64	3,753	1.7%	0.9%	1.0%	0.8%
% of FP17s Relating to Continuations	83	3,753	2.2%	1.2%	1.2%	1.1%
% of Patients satisfied with the dentistry they have received	22	27	81.5%	92.1%	91.6%	91.4%
% of Patients satisfied with the time they had to wait for an appointment	22	27	81.5%	88.7%	88.1%	87.7%

* This is based on patients treated on this contract for their most recent course of treatment. Figures in italics indicate the base number of FP17s or Patient Questionnaire responses are less than 100. N/A is shown where the base number of responses is less than 10 during the period. % is calculated as Quantity/Base number*100

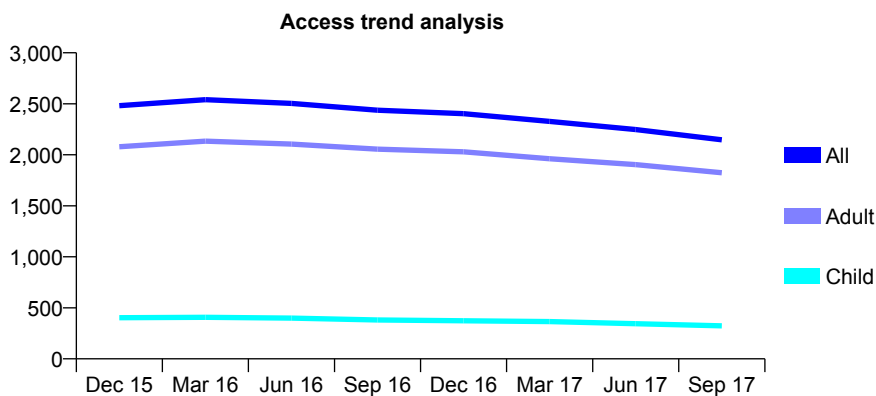
Q50 - Vital Signs At a Glance Contract Report for 191833/0001 - September 2017

Name or company name	Aishwaryam Limited
Contract type name	GDS Contract
Purpose of contract	General
Contract start date	01/04/2012
Contract end date	

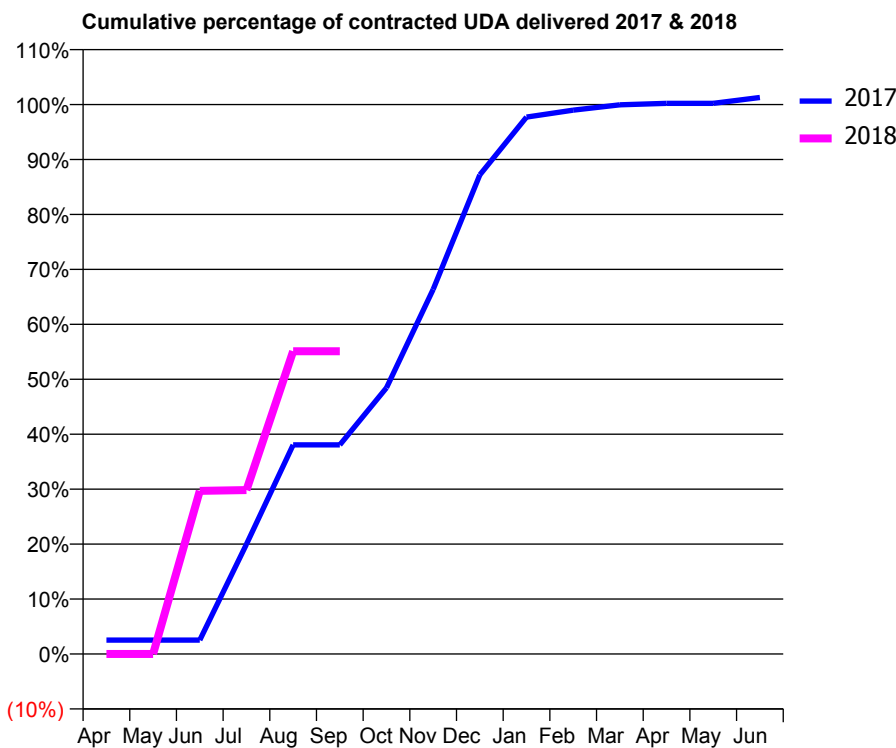
17/18 Contracted general activity (UDA)	8,265
Carry forward general activity (UDA)	0
17/18 Contracted orthodontic activity (UOA)	0
Carry forward orthodontic activity (UOA)	0
Baseline contract value	£246,589.36

ACCESS*

Patients seen in 24 months	Total	Change since previous quarter
Quarter ending September 2016	2,437	
Quarter ending December 2016	2,403	↓
Quarter ending March 2017	2,327	↓
Quarter ending June 2017	2,248	↓
Quarter ending September 2017	2,147	↓
Variance since September 2016	(11.9%)	↓



ACTIVITY



Month	Adjusted Scheduled Activity (UDA)	
	2017	2018
April	210	0
May	210	0
June	210	2,455
July	1,651	2,467
August	3,145	4,554
September	3,145	4,554
October	4,004	
November	5,485	
December	7,208	
January	8,077	
February	8,181	
March	8,260	
April	8,283	
May	8,283	
June	8,371	

QUALITY

	Quantity	Base Number	Contract	AT	Region	England
% of FP17s for the same patient ID Re-attending within 3 months - Children	8	202	4.0%	9.6%	12.8%	11.9%
% of FP17s for the same patient ID Re-attending within 3 months - Adults	83	1,109	7.5%	13.4%	16.5%	15.9%
% of FP17s for the same patient ID Re-attending between 3 & 9 months - Children	118	202	58.4%	63.9%	59.7%	58.1%
% of FP17s for the same patient ID Re-attending between 3 & 9 months - Adults	740	1,109	66.7%	55.5%	53.0%	50.6%
% of FP17s for Band 1 Urgent Courses	74	1,256	5.9%	7.4%	9.2%	9.1%
% of FP17s Relating to Free Repair or Replacements	0	1,256	0.0%	0.9%	1.0%	0.8%
% of FP17s Relating to Continuations	11	1,256	0.9%	1.2%	1.2%	1.1%
% of Patients satisfied with the dentistry they have received	21	24	87.5%	92.1%	91.6%	91.4%
% of Patients satisfied with the time they had to wait for an appointment	20	24	83.3%	88.7%	88.1%	87.7%

* This is based on patients treated on this contract for their most recent course of treatment. Figures in italics indicate the base number of FP17s or Patient Questionnaire responses are less than 100. N/A is shown where the base number of responses is less than 10 during the period. % is calculated as Quantity/Base number*100

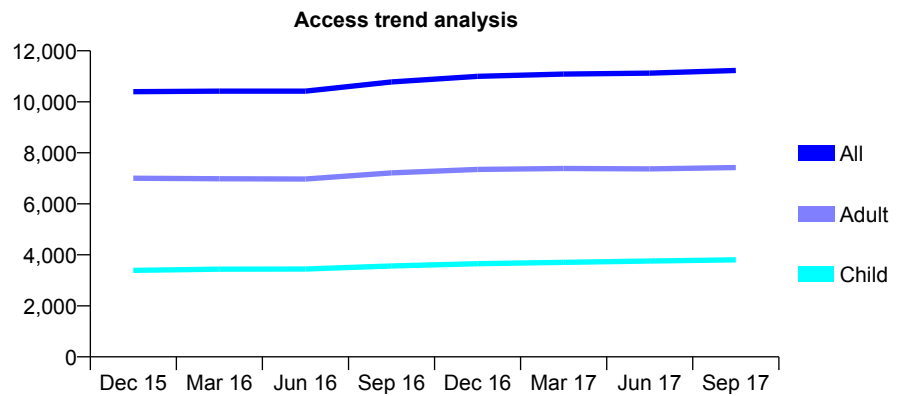
Q50 - Vital Signs At a Glance Contract Report for 193445/0001 - September 2017

Name or company name	Genesis Dental Care
Contract type name	GDS Contract
Purpose of contract	General
Contract start date	17/08/2009
Contract end date	

17/18 Contracted general activity (UDA)	29,200
Carry forward general activity (UDA)	0
17/18 Contracted orthodontic activity (UOA)	0
Carry forward orthodontic activity (UOA)	0
Baseline contract value	£776,006.39

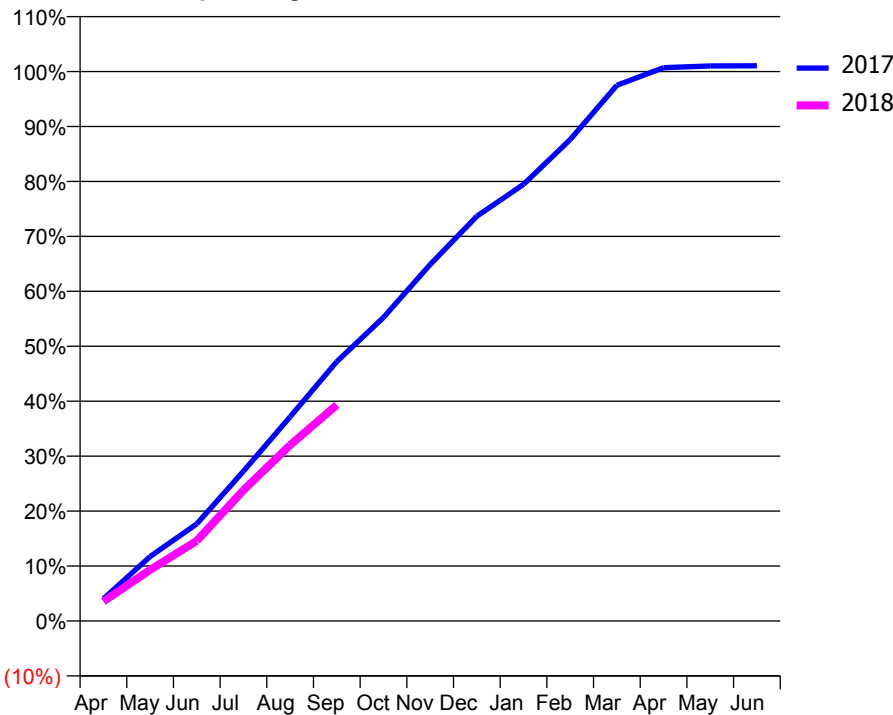
ACCESS*

Patients seen in 24 months	Total	Change since previous quarter
Quarter ending September 2016	10,778	
Quarter ending December 2016	10,997	↑
Quarter ending March 2017	11,089	→
Quarter ending June 2017	11,126	→
Quarter ending September 2017	11,228	→
Variance since September 2016	4.2%	↑



ACTIVITY

Cumulative percentage of contracted UDA delivered 2017 & 2018



Month	Adjusted Scheduled Activity (UDA)	
	2017	2018
April	1,178	1,040
May	3,429	2,714
June	5,161	4,265
July	7,963	6,952
August	10,851	9,348
September	13,785	11,480
October	16,131	
November	18,943	
December	21,507	
January	23,204	
February	25,587	
March	28,470	
April	29,404	
May	29,497	
June	29,506	

QUALITY

	Quantity	Base Number	Contract	AT	Region	England
% of FP17s for the same patient ID Re-attending within 3 months - Children	76	2,451	3.1%	9.6%	12.8%	11.9%
% of FP17s for the same patient ID Re-attending within 3 months - Adults	211	3,978	5.3%	13.4%	16.5%	15.9%
% of FP17s for the same patient ID Re-attending between 3 & 9 months - Children	1,407	2,451	57.4%	63.9%	59.7%	58.1%
% of FP17s for the same patient ID Re-attending between 3 & 9 months - Adults	2,265	3,978	56.9%	55.5%	53.0%	50.6%
% of FP17s for Band 1 Urgent Courses	291	5,881	4.9%	7.4%	9.2%	9.1%
% of FP17s Relating to Free Repair or Replacements	30	5,881	0.5%	0.9%	1.0%	0.8%
% of FP17s Relating to Continuations	30	5,881	0.5%	1.2%	1.2%	1.1%
% of Patients satisfied with the dentistry they have received	16	18	88.9%	92.1%	91.6%	91.4%
% of Patients satisfied with the time they had to wait for an appointment	15	18	83.3%	88.7%	88.1%	87.7%

* This is based on patients treated on this contract for their most recent course of treatment. Figures in italics indicate the base number of FP17s or Patient Questionnaire responses are less than 100. N/A is shown where the base number of responses is less than 10 during the period. % is calculated as Quantity/Base number*100

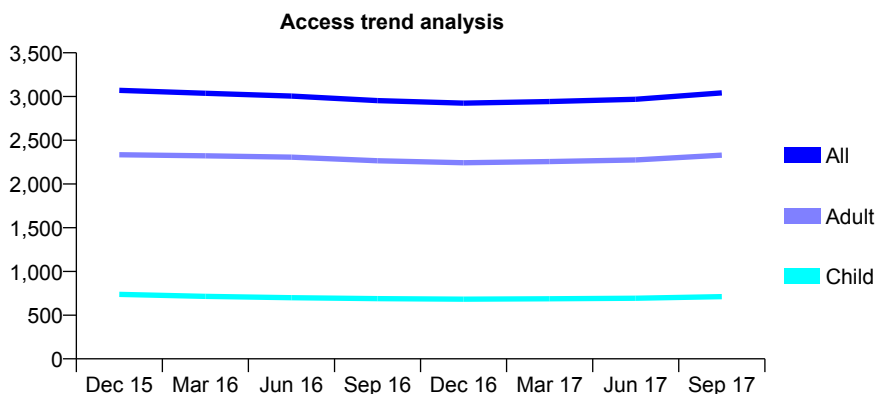
Q50 - Vital Signs At a Glance Contract Report for 194581/0001 - September 2017

Name or company name	East Ayton Dental Practice Limited
Contract type name	GDS Contract
Purpose of contract	General
Contract start date	01/10/2007
Contract end date	

17/18 Contracted general activity (UDA)	10,658
Carry forward general activity (UDA)	0
17/18 Contracted orthodontic activity (UOA)	0
Carry forward orthodontic activity (UOA)	0
Baseline contract value	£330,429.75

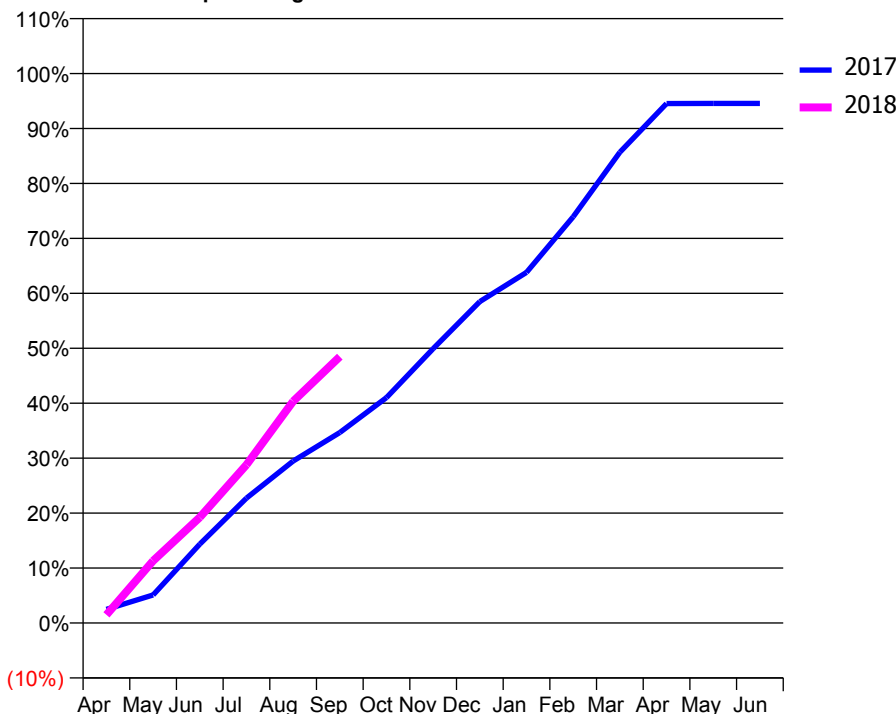
ACCESS*

Patients seen in 24 months	Total	Change since previous quarter
Quarter ending September 2016	2,954	
Quarter ending December 2016	2,925	→
Quarter ending March 2017	2,943	→
Quarter ending June 2017	2,968	→
Quarter ending September 2017	3,041	↑
Variance since September 2016	2.9%	↑



ACTIVITY

Cumulative percentage of contracted UDA delivered 2017 & 2018



Month	Adjusted Scheduled Activity (UDA)	
	2017	2018
April	266	159
May	545	1,206
June	1,529	2,049
July	2,423	3,069
August	3,141	4,300
September	3,694	5,167
October	4,371	
November	5,321	
December	6,234	
January	6,800	
February	7,879	
March	9,130	
April	10,075	
May	10,079	
June	10,079	

QUALITY

	Quantity	Base Number	Contract	AT	Region	England
% of FP17s for the same patient ID Re-attending within 3 months - Children	70	708	9.9%	9.6%	12.8%	11.9%
% of FP17s for the same patient ID Re-attending within 3 months - Adults	420	2,187	19.2%	13.4%	16.5%	15.9%
% of FP17s for the same patient ID Re-attending between 3 & 9 months - Children	466	708	65.8%	63.9%	59.7%	58.1%
% of FP17s for the same patient ID Re-attending between 3 & 9 months - Adults	1,386	2,187	63.4%	55.5%	53.0%	50.6%
% of FP17s for Band 1 Urgent Courses	141	2,578	5.5%	7.4%	9.2%	9.1%
% of FP17s Relating to Free Repair or Replacements	54	2,578	2.1%	0.9%	1.0%	0.8%
% of FP17s Relating to Continuations	104	2,578	4.0%	1.2%	1.2%	1.1%
% of Patients satisfied with the dentistry they have received	10	11	90.9%	92.1%	91.6%	91.4%
% of Patients satisfied with the time they had to wait for an appointment	10	11	90.9%	88.7%	88.1%	87.7%

* This is based on patients treated on this contract for their most recent course of treatment. Figures in italics indicate the base number of FP17s or Patient Questionnaire responses are less than 100. N/A is shown where the base number of responses is less than 10 during the period. % is calculated as Quantity/Base number*100

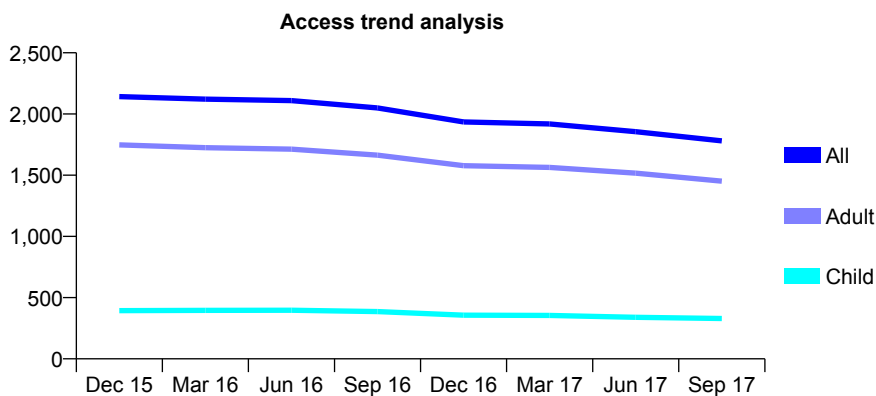
Q50 - Vital Signs At a Glance Contract Report for 194794/0001 - September 2017

Name or company name	The Corner Dental Practice
Contract type name	GDS Contract
Purpose of contract	General
Contract start date	01/07/2012
Contract end date	

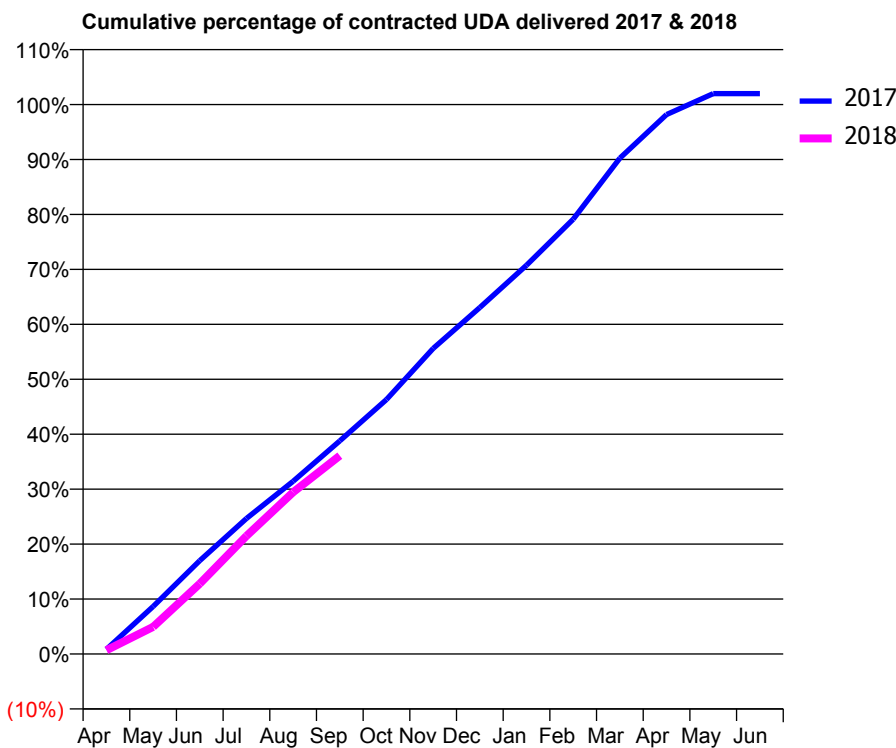
17/18 Contracted general activity (UDA)	5,500
Carry forward general activity (UDA)	0
17/18 Contracted orthodontic activity (UOA)	0
Carry forward orthodontic activity (UOA)	0
Baseline contract value	£157,817.20

ACCESS*

Patients seen in 24 months	Total	Change since previous quarter
Quarter ending September 2016	2,050	
Quarter ending December 2016	1,935	↓
Quarter ending March 2017	1,919	→
Quarter ending June 2017	1,856	↓
Quarter ending September 2017	1,780	↓
Variance since September 2016	(13.2%)	↓



ACTIVITY



Month	Adjusted Scheduled Activity (UDA)	
	2017	2018
April	47	38
May	476	272
June	935	703
July	1,357	1,182
August	1,729	1,620
September	2,133	1,985
October	2,547	
November	3,059	
December	3,468	
January	3,891	
February	4,351	
March	4,964	
April	5,399	
May	5,610	
June	5,610	

QUALITY

	Quantity	Base Number	Contract	AT	Region	England
% of FP17s for the same patient ID Re-attending within 3 months - Children	7	227	3.1%	9.6%	12.8%	11.9%
% of FP17s for the same patient ID Re-attending within 3 months - Adults	31	746	4.2%	13.4%	16.5%	15.9%
% of FP17s for the same patient ID Re-attending between 3 & 9 months - Children	127	227	55.9%	63.9%	59.7%	58.1%
% of FP17s for the same patient ID Re-attending between 3 & 9 months - Adults	402	746	53.9%	55.5%	53.0%	50.6%
% of FP17s for Band 1 Urgent Courses	24	740	3.2%	7.4%	9.2%	9.1%
% of FP17s Relating to Free Repair or Replacements	0	740	0.0%	0.9%	1.0%	0.8%
% of FP17s Relating to Continuations	0	740	0.0%	1.2%	1.2%	1.1%
% of Patients satisfied with the dentistry they have received	15	17	88.2%	92.1%	91.6%	91.4%
% of Patients satisfied with the time they had to wait for an appointment	15	17	88.2%	88.7%	88.1%	87.7%

* This is based on patients treated on this contract for their most recent course of treatment. Figures in italics indicate the base number of FP17s or Patient Questionnaire responses are less than 100. N/A is shown where the base number of responses is less than 10 during the period. % is calculated as Quantity/Base number*100

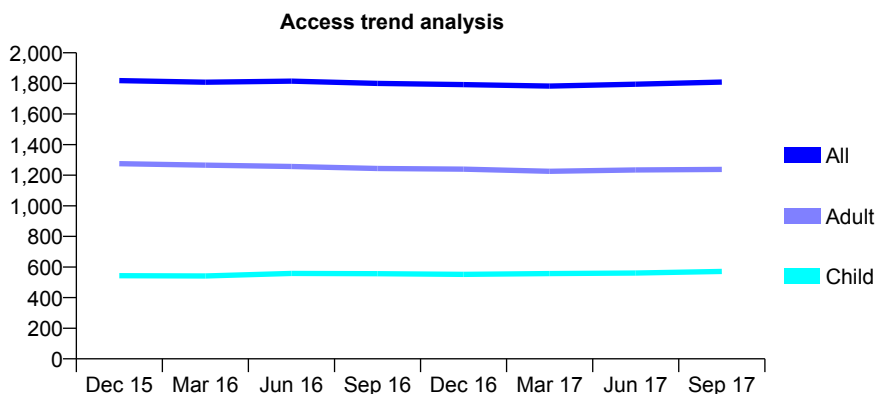
Q50 - Vital Signs At a Glance Contract Report for 197432/0001 - September 2017

Name or company name	FINKLE HILL DENTAL CARE LTD
Contract type name	GDS Contract
Purpose of contract	General
Contract start date	01/05/2012
Contract end date	

17/18 Contracted general activity (UDA)	4,000
Carry forward general activity (UDA)	0
17/18 Contracted orthodontic activity (UOA)	0
Carry forward orthodontic activity (UOA)	0
Baseline contract value	£121,092.91

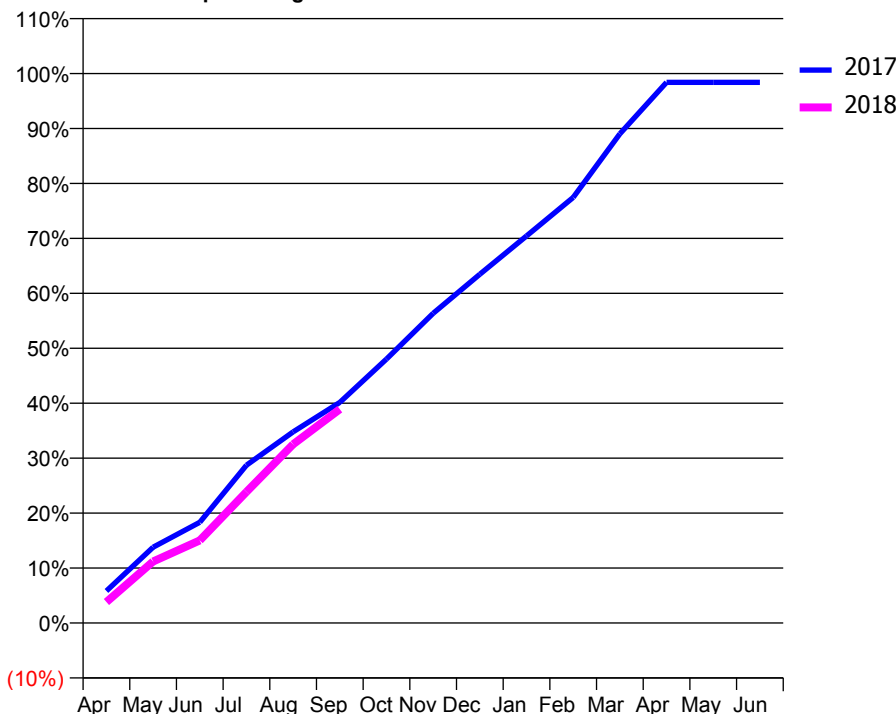
ACCESS*

Patients seen in 24 months	Total	Change since previous quarter
Quarter ending September 2016	1,800	
Quarter ending December 2016	1,792	→
Quarter ending March 2017	1,783	→
Quarter ending June 2017	1,795	→
Quarter ending September 2017	1,809	→
Variance since September 2016	0.5%	→



ACTIVITY

Cumulative percentage of contracted UDA delivered 2017 & 2018



Month	Adjusted Scheduled Activity (UDA)	
	2017	2018
April	233	153
May	552	448
June	734	601
July	1,148	954
August	1,392	1,301
September	1,606	1,557
October	1,921	
November	2,254	
December	2,539	
January	2,818	
February	3,098	
March	3,561	
April	3,936	
May	3,936	
June	3,936	

QUALITY

	Quantity	Base Number	Contract	AT	Region	England
% of FP17s for the same patient ID Re-attending within 3 months - Children	55	520	10.6%	9.6%	12.8%	11.9%
% of FP17s for the same patient ID Re-attending within 3 months - Adults	142	990	14.3%	13.4%	16.5%	15.9%
% of FP17s for the same patient ID Re-attending between 3 & 9 months - Children	330	520	63.5%	63.9%	59.7%	58.1%
% of FP17s for the same patient ID Re-attending between 3 & 9 months - Adults	638	990	64.4%	55.5%	53.0%	50.6%
% of FP17s for Band 1 Urgent Courses	39	980	4.0%	7.4%	9.2%	9.1%
% of FP17s Relating to Free Repair or Replacements	2	980	0.2%	0.9%	1.0%	0.8%
% of FP17s Relating to Continuations	3	980	0.3%	1.2%	1.2%	1.1%
% of Patients satisfied with the dentistry they have received	1	1	N/A	92.1%	91.6%	91.4%
% of Patients satisfied with the time they had to wait for an appointment	1	1	N/A	88.7%	88.1%	87.7%

* This is based on patients treated on this contract for their most recent course of treatment. Figures in italics indicate the base number of FP17s or Patient Questionnaire responses are less than 100. N/A is shown where the base number of responses is less than 10 during the period. % is calculated as Quantity/Base number*100

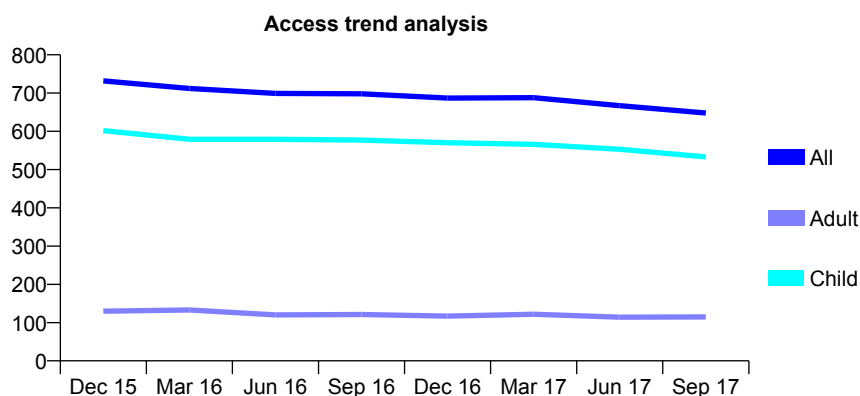
Q50 - Vital Signs At a Glance Contract Report for 197580/0001 - September 2017

Name or company name	CLOCK TOWER DENTAL CARE LTD.
Contract type name	GDS Contract
Purpose of contract	General and Orthodontic
Contract start date	01/12/2012
Contract end date	

17/18 Contracted general activity (UDA)	2,000
Carry forward general activity (UDA)	0
17/18 Contracted orthodontic activity (UOA)	398
Carry forward orthodontic activity (UOA)	0
Baseline contract value	£91,171.56

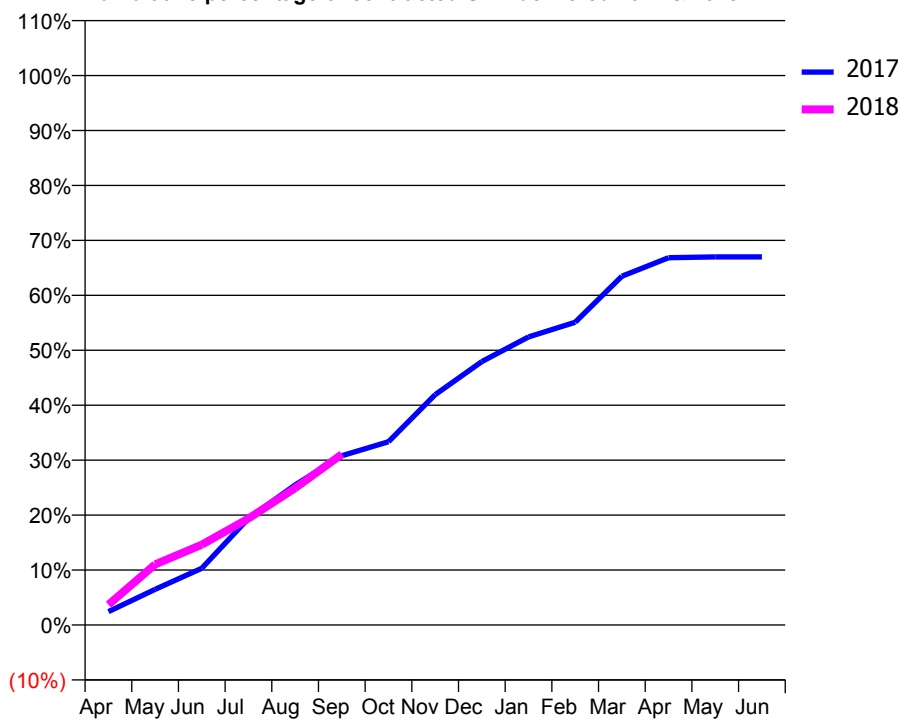
ACCESS*

Patients seen in 24 months	Total	Change since previous quarter
Quarter ending September 2016	698	
Quarter ending December 2016	687	↓
Quarter ending March 2017	688	→
Quarter ending June 2017	667	↓
Quarter ending September 2017	648	↓
Variance since September 2016	(7.2%)	↓



ACTIVITY

Cumulative percentage of contracted UDA delivered 2017 & 2018



Adjusted Scheduled Activity (UDA)

Month	2017	2018
April	49	74
May	130	221
June	207	293
July	388	388
August	510	498
September	616	622
October	667	
November	838	
December	959	
January	1,048	
February	1,102	
March	1,270	
April	1,337	
May	1,340	
June	1,340	

QUALITY

	Quantity	Base Number	Contract	AT	Region	England
% of FP17s for the same patient ID Re-attending within 3 months - Children	60	499	12.0%	9.6%	12.8%	11.9%
% of FP17s for the same patient ID Re-attending within 3 months - Adults	3	35	8.6%	13.4%	16.5%	15.9%
% of FP17s for the same patient ID Re-attending between 3 & 9 months - Children	356	499	71.3%	63.9%	59.7%	58.1%
% of FP17s for the same patient ID Re-attending between 3 & 9 months - Adults	26	35	74.3%	55.5%	53.0%	50.6%
% of FP17s for Band 1 Urgent Courses	8	457	1.8%	7.4%	9.2%	9.1%
% of FP17s Relating to Free Repair or Replacements	0	457	0.0%	0.9%	1.0%	0.8%
% of FP17s Relating to Continuations	0	457	0.0%	1.2%	1.2%	1.1%
% of Patients satisfied with the dentistry they have received	0	0	N/A	92.1%	91.6%	91.4%
% of Patients satisfied with the time they had to wait for an appointment	0	0	N/A	88.7%	88.1%	87.7%

* This is based on patients treated on this contract for their most recent course of treatment. Figures in italics indicate the base number of FP17s or Patient Questionnaire responses are less than 100. N/A is shown where the base number of responses is less than 10 during the period. % is calculated as Quantity/Base number*100

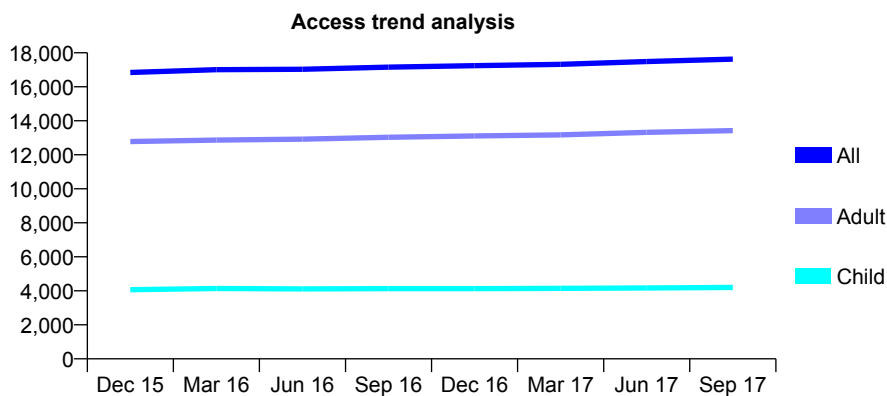
Q50 - Vital Signs At a Glance Contract Report for 213683/0001 - September 2017

Name or company name	MRS C BOLLAND
Contract type name	GDS Contract
Purpose of contract	General
Contract start date	01/04/2006
Contract end date	

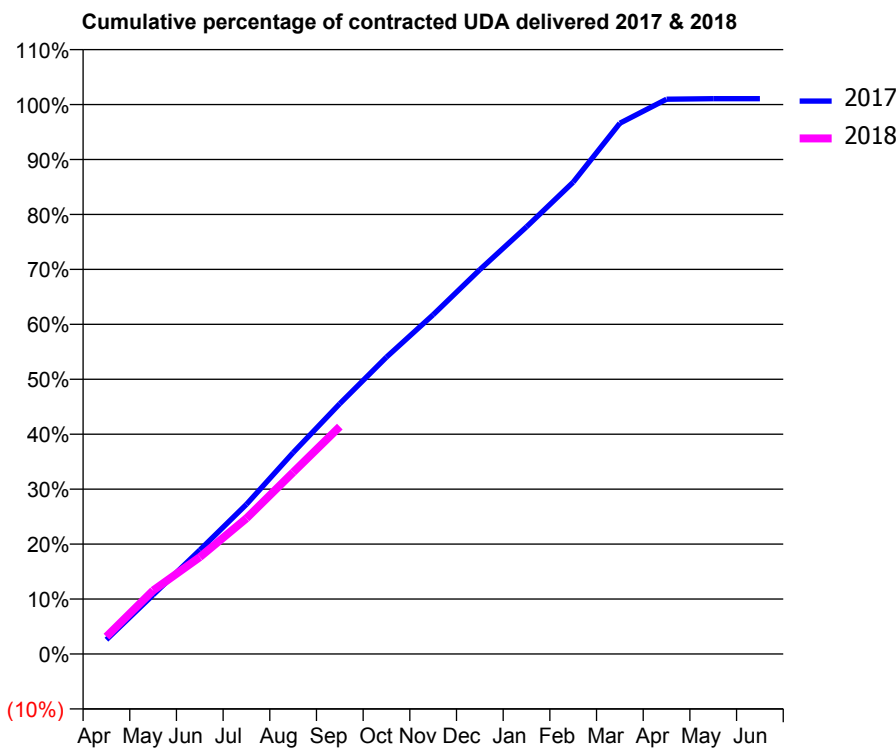
17/18 Contracted general activity (UDA)	43,039
Carry forward general activity (UDA)	0
17/18 Contracted orthodontic activity (UOA)	0
Carry forward orthodontic activity (UOA)	0
Baseline contract value	£1,075,625.80

ACCESS*

Patients seen in 24 months	Total	Change since previous quarter
Quarter ending September 2016	17,160	
Quarter ending December 2016	17,243	→
Quarter ending March 2017	17,321	→
Quarter ending June 2017	17,487	→
Quarter ending September 2017	17,630	→
Variance since September 2016	2.7%	↑



ACTIVITY



Month	Adjusted Scheduled Activity (UDA)	
	2017	2018
April	1,124	1,368
May	4,634	4,973
June	8,142	7,592
July	11,728	10,623
August	15,774	14,227
September	19,605	17,809
October	23,252	
November	26,577	
December	30,106	
January	33,456	
February	36,954	
March	41,576	
April	43,457	
May	43,496	
June	43,496	

QUALITY

	Quantity	Base Number	Contract	AT	Region	England
% of FP17s for the same patient ID Re-attending within 3 months - Children	198	3,187	6.2%	9.6%	12.8%	11.9%
% of FP17s for the same patient ID Re-attending within 3 months - Adults	966	9,146	10.6%	13.4%	16.5%	15.9%
% of FP17s for the same patient ID Re-attending between 3 & 9 months - Children	2,278	3,187	71.5%	63.9%	59.7%	58.1%
% of FP17s for the same patient ID Re-attending between 3 & 9 months - Adults	5,869	9,146	64.2%	55.5%	53.0%	50.6%
% of FP17s for Band 1 Urgent Courses	752	11,306	6.7%	7.4%	9.2%	9.1%
% of FP17s Relating to Free Repair or Replacements	76	11,306	0.7%	0.9%	1.0%	0.8%
% of FP17s Relating to Continuations	135	11,306	1.2%	1.2%	1.2%	1.1%
% of Patients satisfied with the dentistry they have received	28	31	90.3%	92.1%	91.6%	91.4%
% of Patients satisfied with the time they had to wait for an appointment	29	31	93.5%	88.7%	88.1%	87.7%

* This is based on patients treated on this contract for their most recent course of treatment. Figures in italics indicate the base number of FP17s or Patient Questionnaire responses are less than 100. N/A is shown where the base number of responses is less than 10 during the period. % is calculated as Quantity/Base number*100

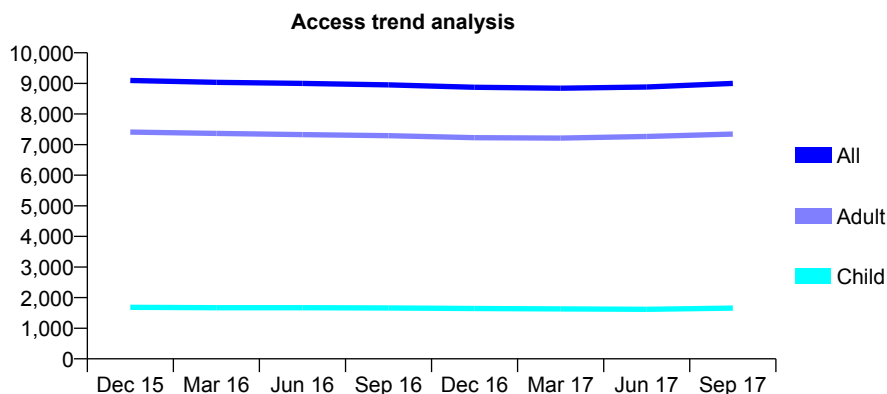
Q50 - Vital Signs At a Glance Contract Report for 219789/0001 - September 2017

Name or company name	MR JD WHITE
Contract type name	GDS Contract
Purpose of contract	General
Contract start date	01/04/2006
Contract end date	

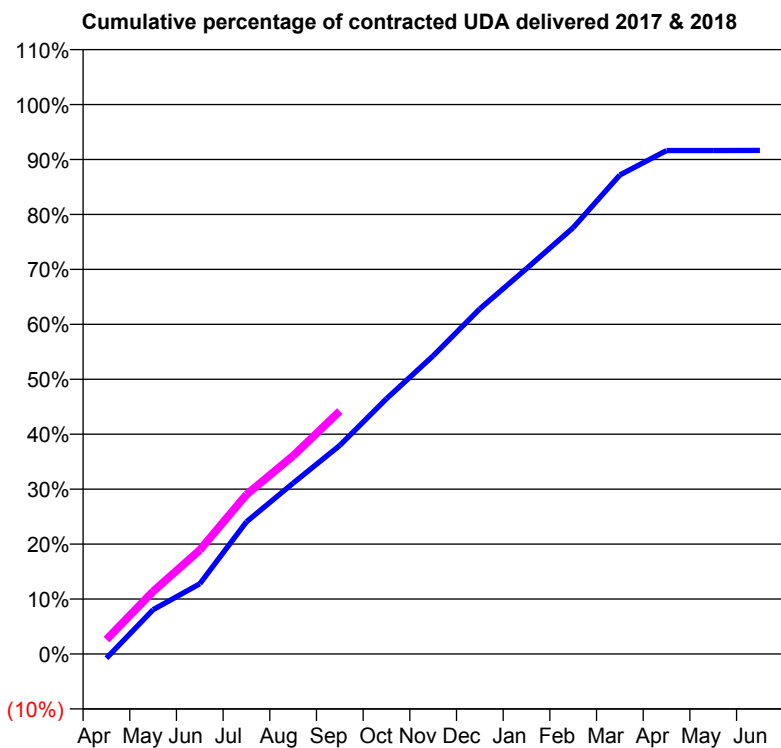
17/18 Contracted general activity (UDA)	25,582
Carry forward general activity (UDA)	0
17/18 Contracted orthodontic activity (UOA)	0
Carry forward orthodontic activity (UOA)	0
Baseline contract value	£747,787.02

ACCESS*

Patients seen in 24 months	Total	Change since previous quarter
Quarter ending September 2016	8,952	
Quarter ending December 2016	8,874	→
Quarter ending March 2017	8,844	→
Quarter ending June 2017	8,884	→
Quarter ending September 2017	9,001	→
Variance since September 2016	0.5%	→



ACTIVITY



Month	Adjusted Scheduled Activity (UDA)	
	2017	2018
April	-204	674
May	2,066	2,915
June	3,266	4,841
July	6,153	7,420
August	7,953	9,225
September	9,710	11,306
October	11,884	
November	13,882	
December	16,069	
January	17,944	
February	19,852	
March	22,300	
April	23,439	
May	23,441	
June	23,442	

QUALITY

	Quantity	Base Number	Contract	AT	Region	England
% of FP17s for the same patient ID Re-attending within 3 months - Children	78	1,374	5.7%	9.6%	12.8%	11.9%
% of FP17s for the same patient ID Re-attending within 3 months - Adults	692	5,639	12.3%	13.4%	16.5%	15.9%
% of FP17s for the same patient ID Re-attending between 3 & 9 months - Children	987	1,374	71.8%	63.9%	59.7%	58.1%
% of FP17s for the same patient ID Re-attending between 3 & 9 months - Adults	3,423	5,639	60.7%	55.5%	53.0%	50.6%
% of FP17s for Band 1 Urgent Courses	453	6,436	7.0%	7.4%	9.2%	9.1%
% of FP17s Relating to Free Repair or Replacements	61	6,436	0.9%	0.9%	1.0%	0.8%
% of FP17s Relating to Continuations	70	6,436	1.1%	1.2%	1.2%	1.1%
% of Patients satisfied with the dentistry they have received	29	30	96.7%	92.1%	91.6%	91.4%
% of Patients satisfied with the time they had to wait for an appointment	27	30	90.0%	88.7%	88.1%	87.7%

* This is based on patients treated on this contract for their most recent course of treatment. Figures in italics indicate the base number of FP17s or Patient Questionnaire responses are less than 100. N/A is shown where the base number of responses is less than 10 during the period. % is calculated as Quantity/Base number*100

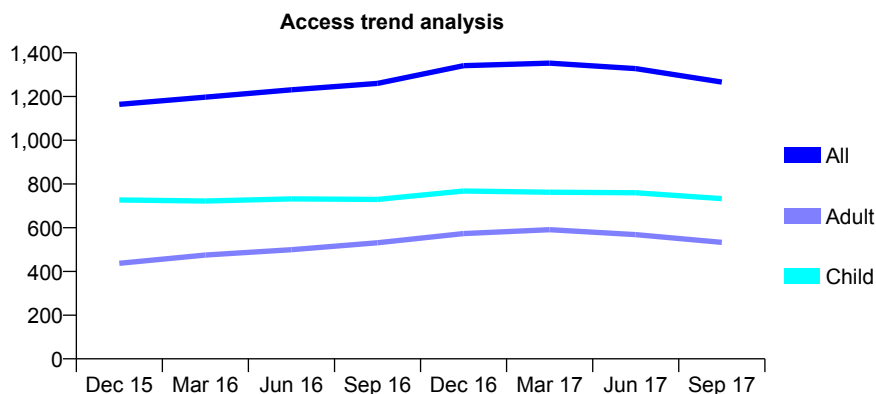
Q50 - Vital Signs At a Glance Contract Report for 222577/0002 - September 2017

Name or company name	MR AK FINN
Contract type name	GDS Contract
Purpose of contract	General and Orthodontic
Contract start date	01/12/2014
Contract end date	

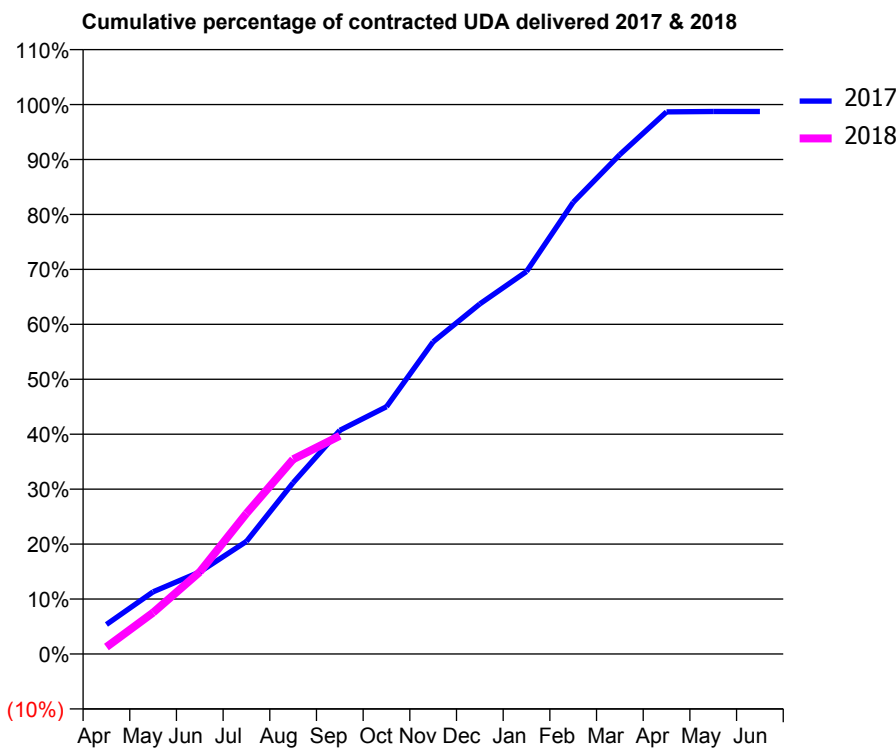
17/18 Contracted general activity (UDA)	3,545
Carry forward general activity (UDA)	0
17/18 Contracted orthodontic activity (UOA)	1,240
Carry forward orthodontic activity (UOA)	0
Baseline contract value	£194,643.18

ACCESS*

Patients seen in 24 months	Total	Change since previous quarter
Quarter ending September 2016	1,260	
Quarter ending December 2016	1,341	↑
Quarter ending March 2017	1,353	→
Quarter ending June 2017	1,328	↓
Quarter ending September 2017	1,266	↓
Variance since September 2016	0.5%	→



ACTIVITY



Month	Adjusted Scheduled Activity (UDA)	
	2017	2018
April	190	45
May	402	267
June	529	530
July	726	907
August	1,105	1,256
September	1,443	1,408
October	1,595	
November	2,014	
December	2,259	
January	2,468	
February	2,914	
March	3,222	
April	3,497	
May	3,500	
June	3,500	

QUALITY

	Quantity	Base Number	Contract	AT	Region	England
% of FP17s for the same patient ID Re-attending within 3 months - Children	77	676	11.4%	9.6%	12.8%	11.9%
% of FP17s for the same patient ID Re-attending within 3 months - Adults	89	324	27.5%	13.4%	16.5%	15.9%
% of FP17s for the same patient ID Re-attending between 3 & 9 months - Children	383	676	56.7%	63.9%	59.7%	58.1%
% of FP17s for the same patient ID Re-attending between 3 & 9 months - Adults	152	324	46.9%	55.5%	53.0%	50.6%
% of FP17s for Band 1 Urgent Courses	105	770	13.6%	7.4%	9.2%	9.1%
% of FP17s Relating to Free Repair or Replacements	2	770	0.3%	0.9%	1.0%	0.8%
% of FP17s Relating to Continuations	7	770	0.9%	1.2%	1.2%	1.1%
% of Patients satisfied with the dentistry they have received	4	4	N/A	92.1%	91.6%	91.4%
% of Patients satisfied with the time they had to wait for an appointment	3	4	N/A	88.7%	88.1%	87.7%

* This is based on patients treated on this contract for their most recent course of treatment. Figures in italics indicate the base number of FP17s or Patient Questionnaire responses are less than 100. N/A is shown where the base number of responses is less than 10 during the period. % is calculated as Quantity/Base number*100

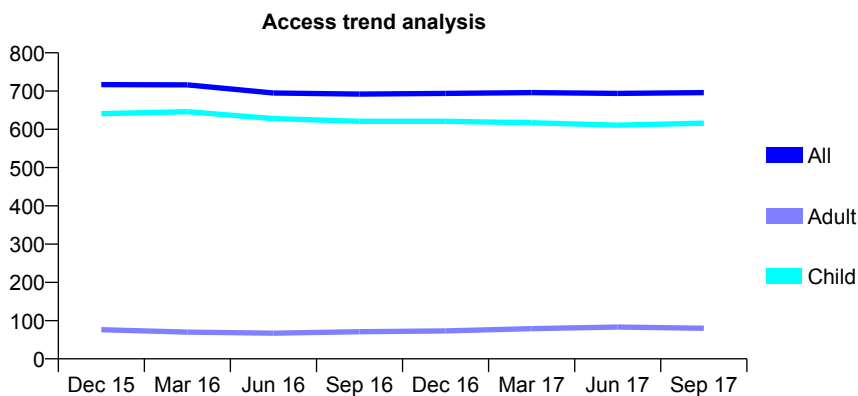
Q50 - Vital Signs At a Glance Contract Report for 239534/0001 - September 2017

Name or company name	Wigginton Dental Practice
Contract type name	GDS Contract
Purpose of contract	General
Contract start date	01/04/2006
Contract end date	

17/18 Contracted general activity (UDA)	1,442
Carry forward general activity (UDA)	0
17/18 Contracted orthodontic activity (UOA)	0
Carry forward orthodontic activity (UOA)	0
Baseline contract value	£50,856.05

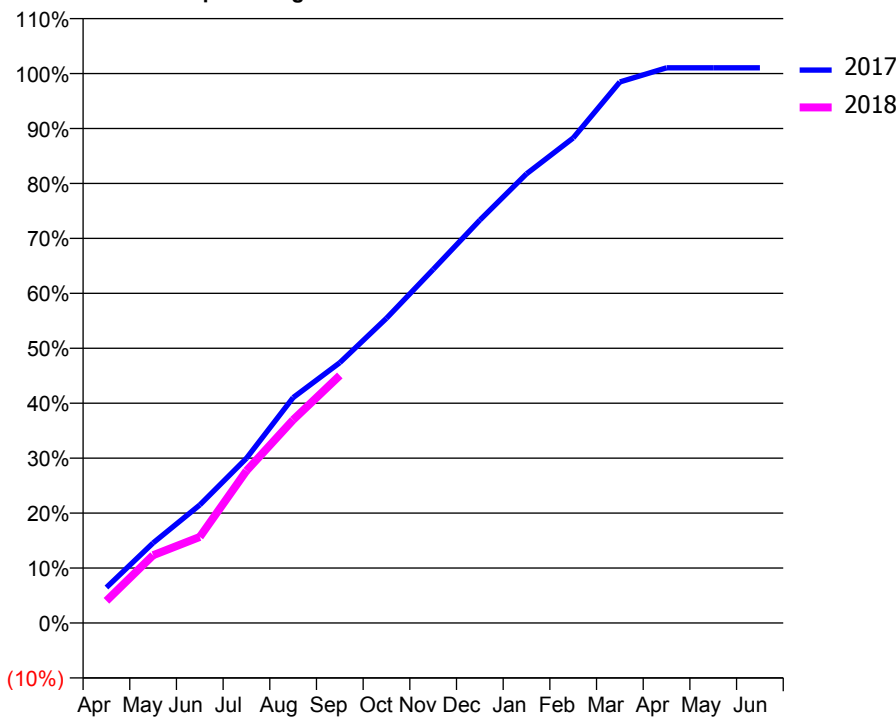
ACCESS*

Patients seen in 24 months	Total	Change since previous quarter
Quarter ending September 2016	692	
Quarter ending December 2016	694	→
Quarter ending March 2017	696	→
Quarter ending June 2017	694	→
Quarter ending September 2017	696	→
Variance since September 2016	0.6%	→



ACTIVITY

Cumulative percentage of contracted UDA delivered 2017 & 2018



Adjusted Scheduled Activity (UDA)

Month	2017	2018
April	93	58
May	210	178
June	310	226
July	432	399
August	592	533
September	683	650
October	800	
November	928	
December	1,057	
January	1,179	
February	1,273	
March	1,420	
April	1,457	
May	1,457	
June	1,457	

QUALITY

	Quantity	Base Number	Contract	AT	Region	England
% of FP17s for the same patient ID Re-attending within 3 months - Children	37	530	7.0%	9.6%	12.8%	11.9%
% of FP17s for the same patient ID Re-attending within 3 months - Adults	0	30	0.0%	13.4%	16.5%	15.9%
% of FP17s for the same patient ID Re-attending between 3 & 9 months - Children	383	530	72.3%	63.9%	59.7%	58.1%
% of FP17s for the same patient ID Re-attending between 3 & 9 months - Adults	26	30	86.7%	55.5%	53.0%	50.6%
% of FP17s for Band 1 Urgent Courses	13	531	2.4%	7.4%	9.2%	9.1%
% of FP17s Relating to Free Repair or Replacements	0	531	0.0%	0.9%	1.0%	0.8%
% of FP17s Relating to Continuations	0	531	0.0%	1.2%	1.2%	1.1%
% of Patients satisfied with the dentistry they have received	1	1	N/A	92.1%	91.6%	91.4%
% of Patients satisfied with the time they had to wait for an appointment	1	1	N/A	88.7%	88.1%	87.7%

* This is based on patients treated on this contract for their most recent course of treatment. Figures in italics indicate the base number of FP17s or Patient Questionnaire responses are less than 100. N/A is shown where the base number of responses is less than 10 during the period. % is calculated as Quantity/Base number*100

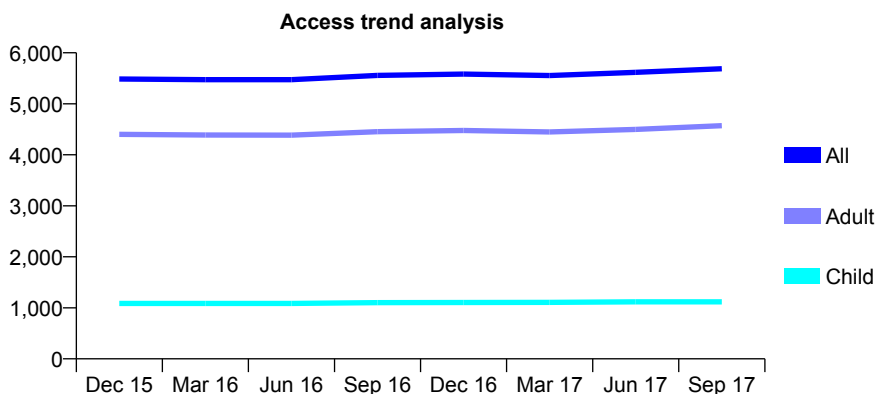
Q50 - Vital Signs At a Glance Contract Report for 243892/0002 - September 2017

Name or company name	MR JA MCCOURT
Contract type name	GDS Contract
Purpose of contract	General
Contract start date	01/04/2006
Contract end date	

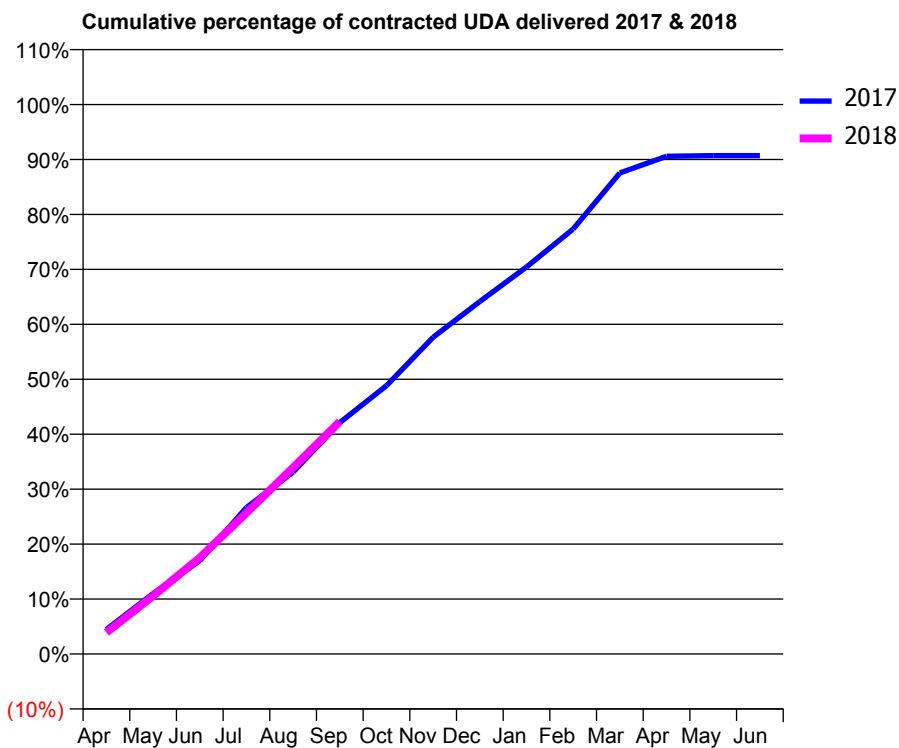
17/18 Contracted general activity (UDA)	18,750
Carry forward general activity (UDA)	0
17/18 Contracted orthodontic activity (UOA)	0
Carry forward orthodontic activity (UOA)	0
Baseline contract value	£547,007.58

ACCESS*

Patients seen in 24 months	Total	Change since previous quarter
Quarter ending September 2016	5,556	
Quarter ending December 2016	5,583	→
Quarter ending March 2017	5,555	→
Quarter ending June 2017	5,617	→
Quarter ending September 2017	5,687	→
Variance since September 2016	2.4%	↑



ACTIVITY



Month	Adjusted Scheduled Activity (UDA)	
	2017	2018
April	883	736
May	2,174	1,983
June	3,359	3,288
July	5,265	4,818
August	6,539	6,365
September	8,319	7,934
October	9,645	
November	11,387	
December	12,672	
January	13,909	
February	15,278	
March	17,288	
April	17,887	
May	17,914	
June	17,912	

QUALITY

	Quantity	Base Number	Contract	AT	Region	England
% of FP17s for the same patient ID Re-attending within 3 months - Children	34	992	3.4%	9.6%	12.8%	11.9%
% of FP17s for the same patient ID Re-attending within 3 months - Adults	266	3,459	7.7%	13.4%	16.5%	15.9%
% of FP17s for the same patient ID Re-attending between 3 & 9 months - Children	766	992	77.2%	63.9%	59.7%	58.1%
% of FP17s for the same patient ID Re-attending between 3 & 9 months - Adults	2,459	3,459	71.1%	55.5%	53.0%	50.6%
% of FP17s for Band 1 Urgent Courses	57	4,155	1.4%	7.4%	9.2%	9.1%
% of FP17s Relating to Free Repair or Replacements	26	4,155	0.6%	0.9%	1.0%	0.8%
% of FP17s Relating to Continuations	28	4,155	0.7%	1.2%	1.2%	1.1%
% of Patients satisfied with the dentistry they have received	17	19	89.5%	92.1%	91.6%	91.4%
% of Patients satisfied with the time they had to wait for an appointment	17	19	89.5%	88.7%	88.1%	87.7%

* This is based on patients treated on this contract for their most recent course of treatment. Figures in italics indicate the base number of FP17s or Patient Questionnaire responses are less than 100. N/A is shown where the base number of responses is less than 10 during the period. % is calculated as Quantity/Base number*100

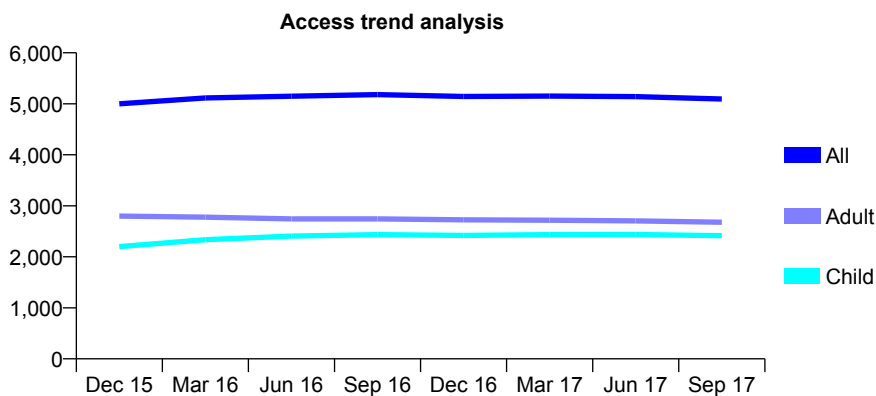
Q50 - Vital Signs At a Glance Contract Report for 278564/0001 - September 2017

Name or company name	MR K LEESON
Contract type name	GDS Contract
Purpose of contract	General
Contract start date	14/01/2008
Contract end date	

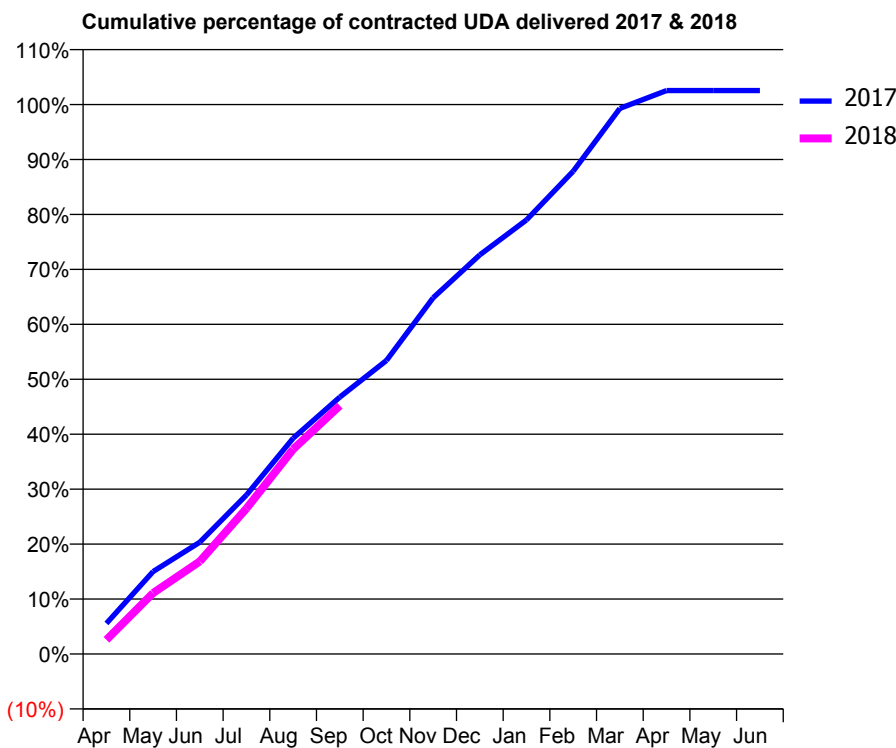
17/18 Contracted general activity (UDA)	9,708
Carry forward general activity (UDA)	0
17/18 Contracted orthodontic activity (UOA)	0
Carry forward orthodontic activity (UOA)	0
Baseline contract value	£291,282.95

ACCESS*

Patients seen in 24 months	Total	Change since previous quarter
Quarter ending September 2016	5,181	
Quarter ending December 2016	5,145	→
Quarter ending March 2017	5,152	→
Quarter ending June 2017	5,141	→
Quarter ending September 2017	5,094	→
Variance since September 2016	(1.7%)	↓



ACTIVITY



Month	Adjusted Scheduled Activity (UDA)	
	2017	2018
April	541	251
May	1,458	1,078
June	1,975	1,636
July	2,810	2,572
August	3,814	3,618
September	4,539	4,387
October	5,186	
November	6,294	
December	7,051	
January	7,669	
February	8,530	
March	9,640	
April	9,954	
May	9,955	
June	9,956	

QUALITY

	Quantity	Base Number	Contract	AT	Region	England
% of FP17s for the same patient ID Re-attending within 3 months - Children	188	2,284	8.2%	9.6%	12.8%	11.9%
% of FP17s for the same patient ID Re-attending within 3 months - Adults	336	2,274	14.8%	13.4%	16.5%	15.9%
% of FP17s for the same patient ID Re-attending between 3 & 9 months - Children	1,708	2,284	74.8%	63.9%	59.7%	58.1%
% of FP17s for the same patient ID Re-attending between 3 & 9 months - Adults	1,603	2,274	70.5%	55.5%	53.0%	50.6%
% of FP17s for Band 1 Urgent Courses	167	3,197	5.2%	7.4%	9.2%	9.1%
% of FP17s Relating to Free Repair or Replacements	6	3,197	0.2%	0.9%	1.0%	0.8%
% of FP17s Relating to Continuations	26	3,197	0.8%	1.2%	1.2%	1.1%
% of Patients satisfied with the dentistry they have received	8	10	80.0%	92.1%	91.6%	91.4%
% of Patients satisfied with the time they had to wait for an appointment	9	10	90.0%	88.7%	88.1%	87.7%

* This is based on patients treated on this contract for their most recent course of treatment. Figures in italics indicate the base number of FP17s or Patient Questionnaire responses are less than 100. N/A is shown where the base number of responses is less than 10 during the period. % is calculated as Quantity/Base number*100

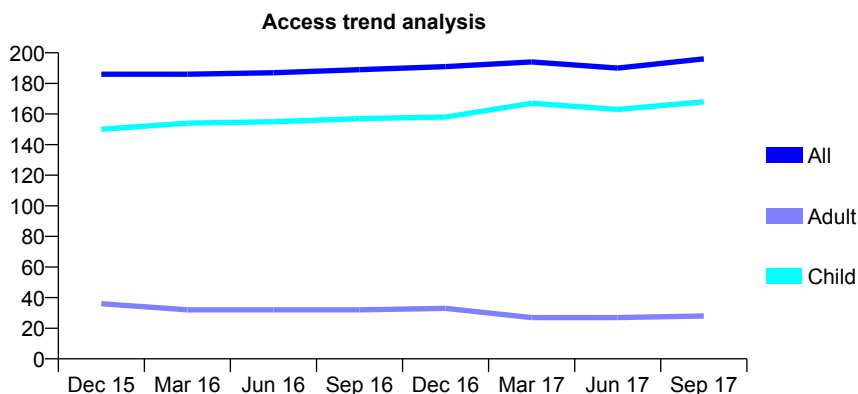
Q50 - Vital Signs At a Glance Contract Report for 309850/0001 - September 2017

Name or company name	MR JJ SCARLETT
Contract type name	GDS Contract
Purpose of contract	General
Contract start date	01/04/2006
Contract end date	

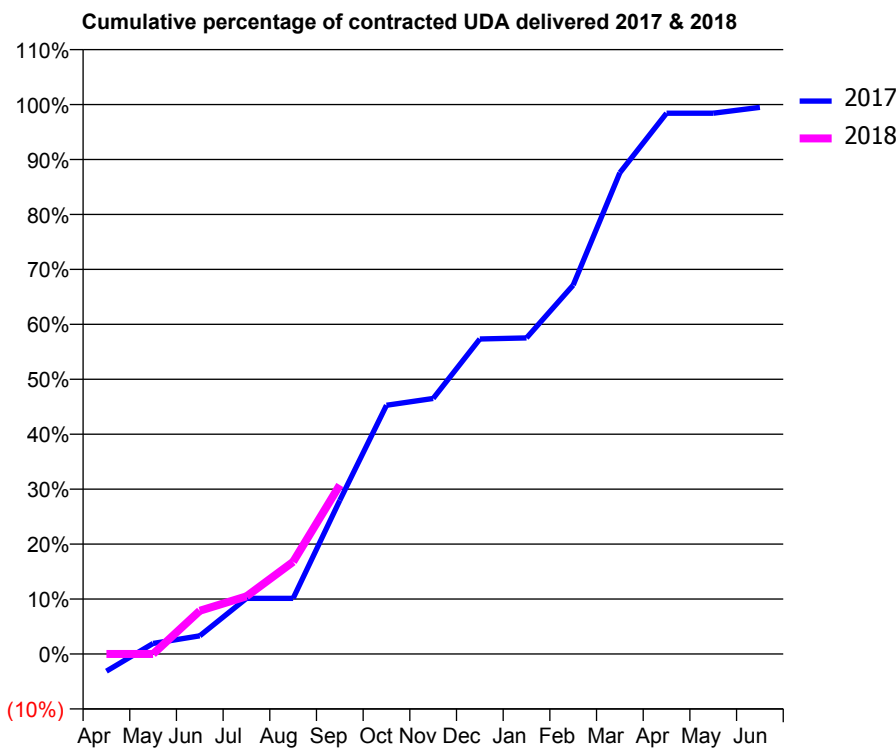
17/18 Contracted general activity (UDA)	572
Carry forward general activity (UDA)	0
17/18 Contracted orthodontic activity (UOA)	0
Carry forward orthodontic activity (UOA)	0
Baseline contract value	£13,329.91

ACCESS*

Patients seen in 24 months	Total	Change since previous quarter
Quarter ending September 2016	189	
Quarter ending December 2016	191	→
Quarter ending March 2017	194	→
Quarter ending June 2017	190	↓
Quarter ending September 2017	196	↑
Variance since September 2016	3.7%	↑



ACTIVITY



Month	Adjusted Scheduled Activity (UDA)	
	2017	2018
April	-18	0
May	11	0
June	19	45
July	58	60
August	58	96
September	160	176
October	259	
November	266	
December	328	
January	329	
February	384	
March	501	
April	563	
May	563	
June	569	

QUALITY

	Quantity	Base Number	Contract	AT	Region	England
% of FP17s for the same patient ID Re-attending within 3 months - Children	3	125	2.4%	9.6%	12.8%	11.9%
% of FP17s for the same patient ID Re-attending within 3 months - Adults	0	10	0.0%	13.4%	16.5%	15.9%
% of FP17s for the same patient ID Re-attending between 3 & 9 months - Children	90	125	72.0%	63.9%	59.7%	58.1%
% of FP17s for the same patient ID Re-attending between 3 & 9 months - Adults	9	10	90.0%	55.5%	53.0%	50.6%
% of FP17s for Band 1 Urgent Courses	0	102	0.0%	7.4%	9.2%	9.1%
% of FP17s Relating to Free Repair or Replacements	0	102	0.0%	0.9%	1.0%	0.8%
% of FP17s Relating to Continuations	0	102	0.0%	1.2%	1.2%	1.1%
% of Patients satisfied with the dentistry they have received	0	0	N/A	92.1%	91.6%	91.4%
% of Patients satisfied with the time they had to wait for an appointment	0	0	N/A	88.7%	88.1%	87.7%

* This is based on patients treated on this contract for their most recent course of treatment. Figures in italics indicate the base number of FP17s or Patient Questionnaire responses are less than 100. N/A is shown where the base number of responses is less than 10 during the period. % is calculated as Quantity/Base number*100

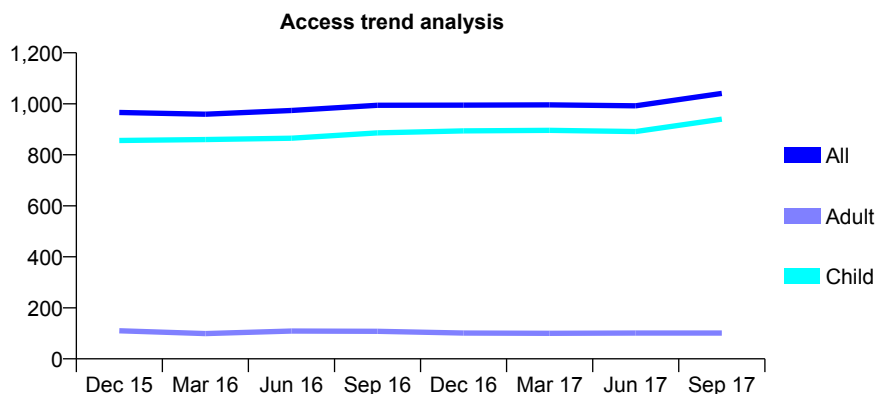
Q50 - Vital Signs At a Glance Contract Report for 321524/0001 - September 2017

Name or company name	MR ML LUND
Contract type name	GDS Contract
Purpose of contract	General
Contract start date	01/04/2006
Contract end date	

17/18 Contracted general activity (UDA)	2,362
Carry forward general activity (UDA)	0
17/18 Contracted orthodontic activity (UOA)	0
Carry forward orthodontic activity (UOA)	0
Baseline contract value	£72,683.45

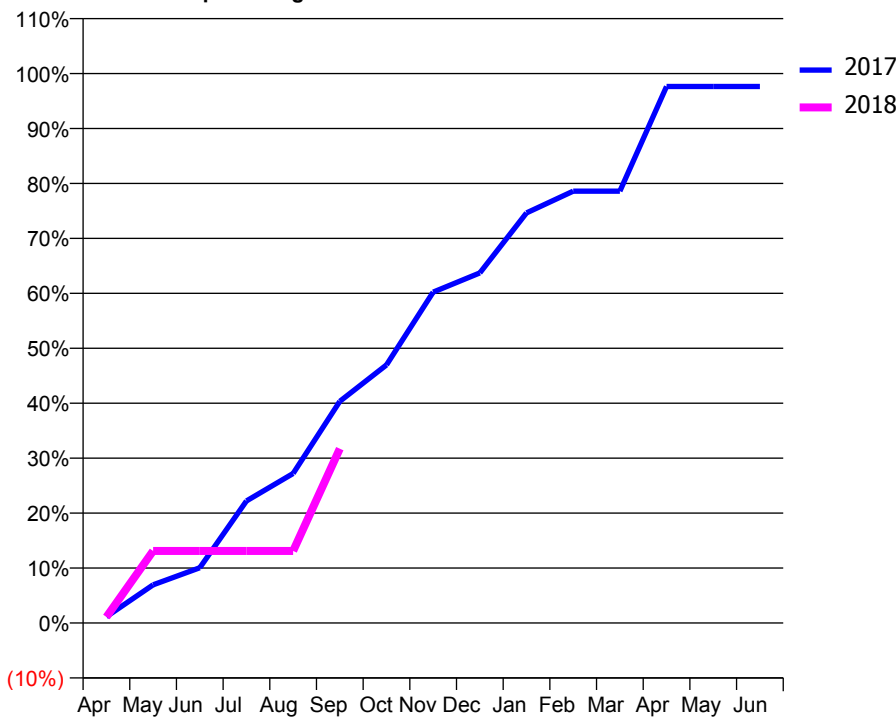
ACCESS*

Patients seen in 24 months	Total	Change since previous quarter
Quarter ending September 2016	994	
Quarter ending December 2016	995	→
Quarter ending March 2017	996	→
Quarter ending June 2017	992	→
Quarter ending September 2017	1,041	↑
Variance since September 2016	4.7%	↑



ACTIVITY

Cumulative percentage of contracted UDA delivered 2017 & 2018



Month	Adjusted Scheduled Activity (UDA)	
	2017	2018
April	27	26
May	164	310
June	238	310
July	525	310
August	643	310
September	953	749
October	1,110	
November	1,422	
December	1,505	
January	1,763	
February	1,856	
March	1,856	
April	2,306	
May	2,306	
June	2,306	

QUALITY

	Quantity	Base Number	Contract	AT	Region	England
% of FP17s for the same patient ID Re-attending within 3 months - Children	100	1,132	8.8%	9.6%	12.8%	11.9%
% of FP17s for the same patient ID Re-attending within 3 months - Adults	0	0	N/A	13.4%	16.5%	15.9%
% of FP17s for the same patient ID Re-attending between 3 & 9 months - Children	821	1,132	72.5%	63.9%	59.7%	58.1%
% of FP17s for the same patient ID Re-attending between 3 & 9 months - Adults	0	0	N/A	55.5%	53.0%	50.6%
% of FP17s for Band 1 Urgent Courses	23	821	2.8%	7.4%	9.2%	9.1%
% of FP17s Relating to Free Repair or Replacements	0	821	0.0%	0.9%	1.0%	0.8%
% of FP17s Relating to Continuations	0	821	0.0%	1.2%	1.2%	1.1%
% of Patients satisfied with the dentistry they have received	1	1	N/A	92.1%	91.6%	91.4%
% of Patients satisfied with the time they had to wait for an appointment	1	1	N/A	88.7%	88.1%	87.7%

* This is based on patients treated on this contract for their most recent course of treatment. Figures in italics indicate the base number of FP17s or Patient Questionnaire responses are less than 100. N/A is shown where the base number of responses is less than 10 during the period. % is calculated as Quantity/Base number*100

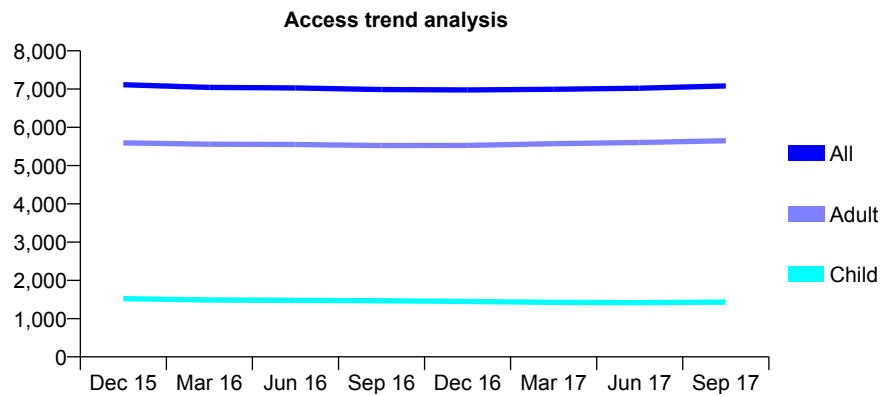
Q50 - Vital Signs At a Glance Contract Report for 328170/0001 - September 2017

Name or company name	MR CD AYER
Contract type name	GDS Contract
Purpose of contract	General
Contract start date	01/04/2006
Contract end date	

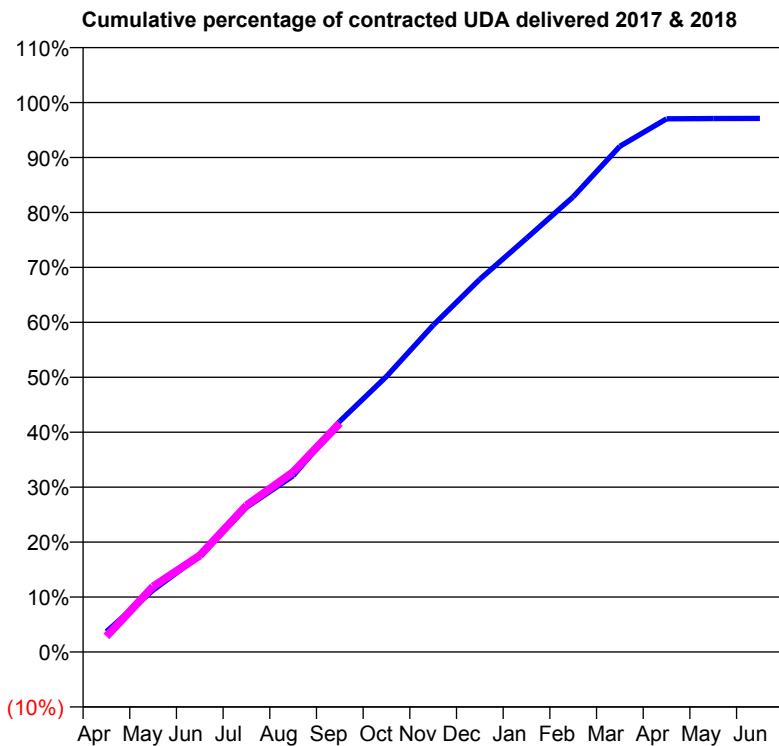
17/18 Contracted general activity (UDA)	22,000
Carry forward general activity (UDA)	0
17/18 Contracted orthodontic activity (UOA)	0
Carry forward orthodontic activity (UOA)	0
Baseline contract value	£609,166.69

ACCESS*

Patients seen in 24 months	Total	Change since previous quarter
Quarter ending September 2016	6,988	
Quarter ending December 2016	6,977	→
Quarter ending March 2017	6,994	→
Quarter ending June 2017	7,023	→
Quarter ending September 2017	7,080	→
Variance since September 2016	1.3%	→



ACTIVITY



Month	Adjusted Scheduled Activity (UDA)	
	2017	2018
April	813	630
May	2,482	2,627
June	3,858	3,865
July	5,797	5,871
August	7,056	7,207
September	9,241	9,162
October	11,034	
November	13,081	
December	14,923	
January	16,561	
February	18,226	
March	20,247	
April	21,347	
May	21,359	
June	21,362	

QUALITY

	Quantity	Base Number	Contract	AT	Region	England
% of FP17s for the same patient ID Re-attending within 3 months - Children	81	1,128	7.2%	9.6%	12.8%	11.9%
% of FP17s for the same patient ID Re-attending within 3 months - Adults	421	3,830	11.0%	13.4%	16.5%	15.9%
% of FP17s for the same patient ID Re-attending between 3 & 9 months - Children	693	1,128	61.4%	63.9%	59.7%	58.1%
% of FP17s for the same patient ID Re-attending between 3 & 9 months - Adults	1,878	3,830	49.0%	55.5%	53.0%	50.6%
% of FP17s for Band 1 Urgent Courses	200	4,468	4.5%	7.4%	9.2%	9.1%
% of FP17s Relating to Free Repair or Replacements	72	4,468	1.6%	0.9%	1.0%	0.8%
% of FP17s Relating to Continuations	51	4,468	1.1%	1.2%	1.2%	1.1%
% of Patients satisfied with the dentistry they have received	11	13	84.6%	92.1%	91.6%	91.4%
% of Patients satisfied with the time they had to wait for an appointment	12	13	92.3%	88.7%	88.1%	87.7%

* This is based on patients treated on this contract for their most recent course of treatment. Figures in italics indicate the base number of FP17s or Patient Questionnaire responses are less than 100. N/A is shown where the base number of responses is less than 10 during the period. % is calculated as Quantity/Base number*100

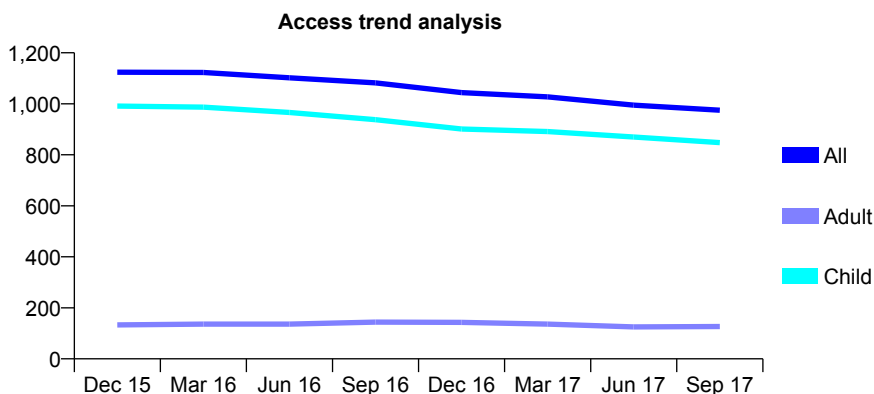
Q50 - Vital Signs At a Glance Contract Report for 334855/0001 - September 2017

Name or company name	MRS CJ TANNAHILL
Contract type name	GDS Contract
Purpose of contract	General
Contract start date	01/04/2007
Contract end date	

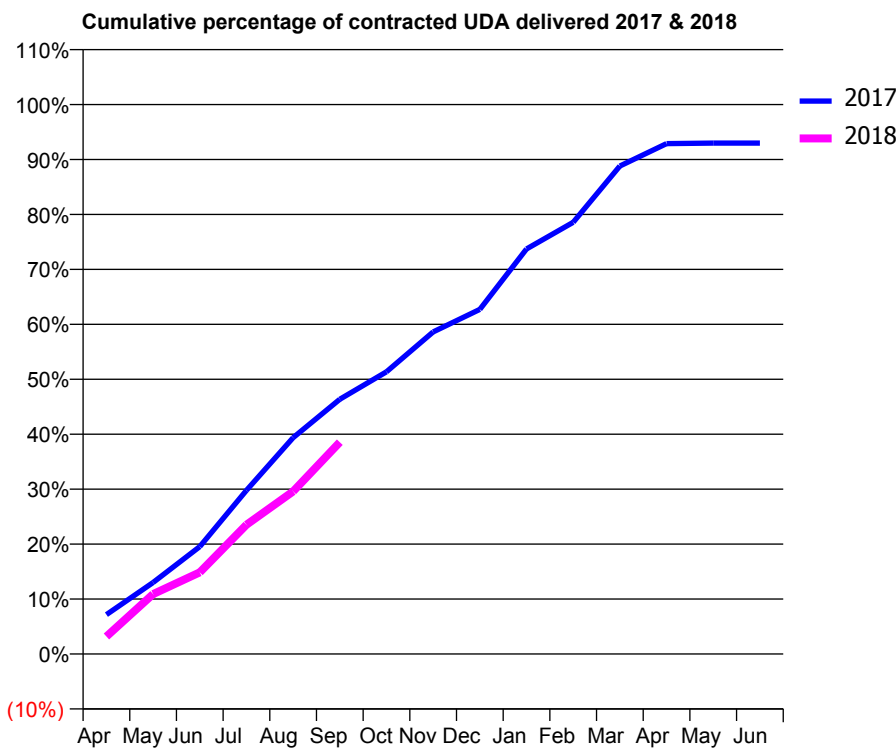
17/18 Contracted general activity (UDA)	2,200
Carry forward general activity (UDA)	0
17/18 Contracted orthodontic activity (UOA)	0
Carry forward orthodontic activity (UOA)	0
Baseline contract value	£49,001.81

ACCESS*

Patients seen in 24 months	Total	Change since previous quarter
Quarter ending September 2016	1,082	
Quarter ending December 2016	1,044	↓
Quarter ending March 2017	1,027	↓
Quarter ending June 2017	995	↓
Quarter ending September 2017	975	↓
Variance since September 2016	(9.9%)	↓



ACTIVITY



Month	Adjusted Scheduled Activity (UDA)	
	2017	2018
April	158	70
May	286	240
June	430	327
July	655	517
August	866	651
September	1,020	848
October	1,130	
November	1,290	
December	1,380	
January	1,622	
February	1,728	
March	1,954	
April	2,044	
May	2,046	
June	2,046	

QUALITY

	Quantity	Base Number	Contract	AT	Region	England
% of FP17s for the same patient ID Re-attending within 3 months - Children	53	688	7.7%	9.6%	12.8%	11.9%
% of FP17s for the same patient ID Re-attending within 3 months - Adults	3	31	9.7%	13.4%	16.5%	15.9%
% of FP17s for the same patient ID Re-attending between 3 & 9 months - Children	497	688	72.2%	63.9%	59.7%	58.1%
% of FP17s for the same patient ID Re-attending between 3 & 9 months - Adults	21	31	67.7%	55.5%	53.0%	50.6%
% of FP17s for Band 1 Urgent Courses	9	665	1.4%	7.4%	9.2%	9.1%
% of FP17s Relating to Free Repair or Replacements	0	665	0.0%	0.9%	1.0%	0.8%
% of FP17s Relating to Continuations	0	665	0.0%	1.2%	1.2%	1.1%
% of Patients satisfied with the dentistry they have received	1	1	N/A	92.1%	91.6%	91.4%
% of Patients satisfied with the time they had to wait for an appointment	1	1	N/A	88.7%	88.1%	87.7%

* This is based on patients treated on this contract for their most recent course of treatment. Figures in italics indicate the base number of FP17s or Patient Questionnaire responses are less than 100. N/A is shown where the base number of responses is less than 10 during the period. % is calculated as Quantity/Base number*100

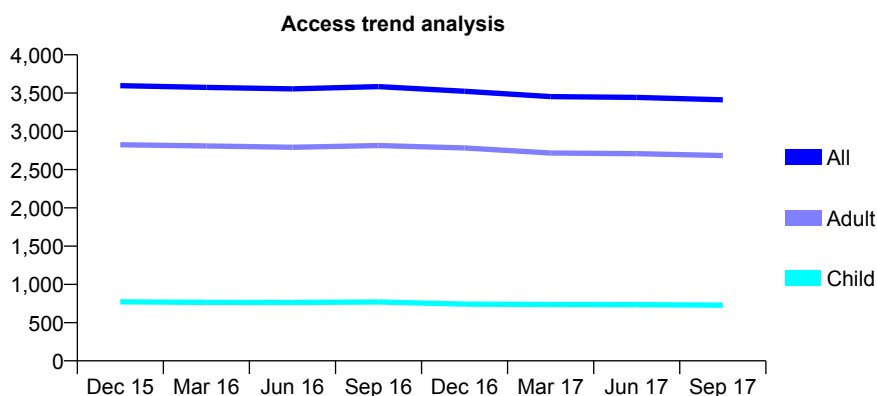
Q50 - Vital Signs At a Glance Contract Report for 336998/0001 - September 2017

Name or company name	MR C LANGLEY
Contract type name	GDS Contract
Purpose of contract	General
Contract start date	01/04/2006
Contract end date	

17/18 Contracted general activity (UDA)	9,765
Carry forward general activity (UDA)	0
17/18 Contracted orthodontic activity (UOA)	0
Carry forward orthodontic activity (UOA)	0
Baseline contract value	£279,017.57

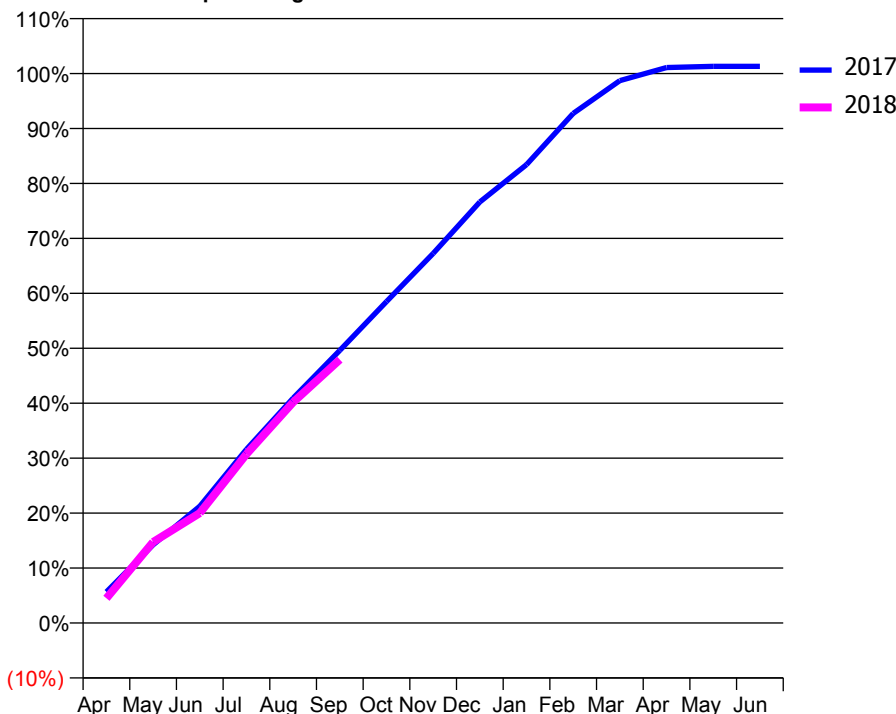
ACCESS*

Patients seen in 24 months	Total	Change since previous quarter
Quarter ending September 2016	3,584	
Quarter ending December 2016	3,523	↓
Quarter ending March 2017	3,453	↓
Quarter ending June 2017	3,443	→
Quarter ending September 2017	3,412	→
Variance since September 2016	(4.8%)	↓



ACTIVITY

Cumulative percentage of contracted UDA delivered 2017 & 2018



Adjusted Scheduled Activity (UDA)

Month	2017	2018
April	521	440
May	1,309	1,440
June	1,952	1,954
July	2,903	3,000
August	3,759	3,922
September	4,558	4,682
October	5,375	
November	6,180	
December	7,040	
January	7,665	
February	8,521	
March	9,069	
April	9,288	
May	9,308	
June	9,308	

QUALITY

	Quantity	Base Number	Contract	AT	Region	England
% of FP17s for the same patient ID Re-attending within 3 months - Children	37	629	5.9%	9.6%	12.8%	11.9%
% of FP17s for the same patient ID Re-attending within 3 months - Adults	392	2,321	16.9%	13.4%	16.5%	15.9%
% of FP17s for the same patient ID Re-attending between 3 & 9 months - Children	434	629	69.0%	63.9%	59.7%	58.1%
% of FP17s for the same patient ID Re-attending between 3 & 9 months - Adults	1,388	2,321	59.8%	55.5%	53.0%	50.6%
% of FP17s for Band 1 Urgent Courses	231	2,801	8.2%	7.4%	9.2%	9.1%
% of FP17s Relating to Free Repair or Replacements	12	2,801	0.4%	0.9%	1.0%	0.8%
% of FP17s Relating to Continuations	47	2,801	1.7%	1.2%	1.2%	1.1%
% of Patients satisfied with the dentistry they have received	16	16	100.0%	92.1%	91.6%	91.4%
% of Patients satisfied with the time they had to wait for an appointment	16	16	100.0%	88.7%	88.1%	87.7%

* This is based on patients treated on this contract for their most recent course of treatment. Figures in italics indicate the base number of FP17s or Patient Questionnaire responses are less than 100. N/A is shown where the base number of responses is less than 10 during the period. % is calculated as Quantity/Base number*100

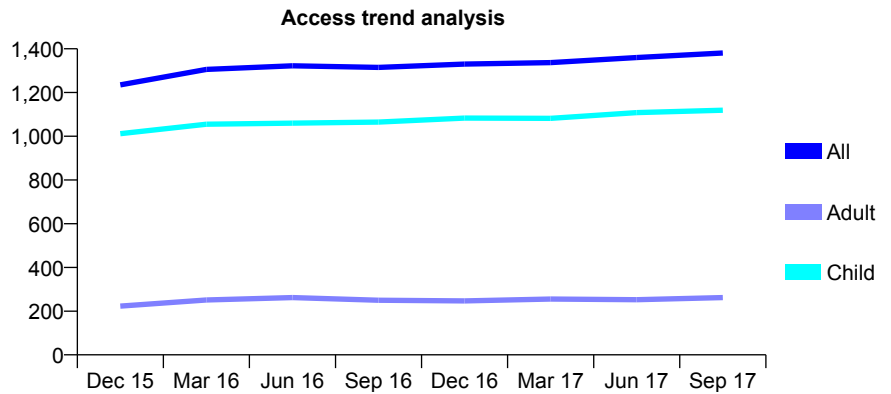
Q50 - Vital Signs At a Glance Contract Report for 352004/0003 - September 2017

Name or company name	MR JG MURRAY
Contract type name	GDS Contract
Purpose of contract	General
Contract start date	01/04/2014
Contract end date	

17/18 Contracted general activity (UDA)	2,811
Carry forward general activity (UDA)	0
17/18 Contracted orthodontic activity (UOA)	0
Carry forward orthodontic activity (UOA)	0
Baseline contract value	£88,557.19

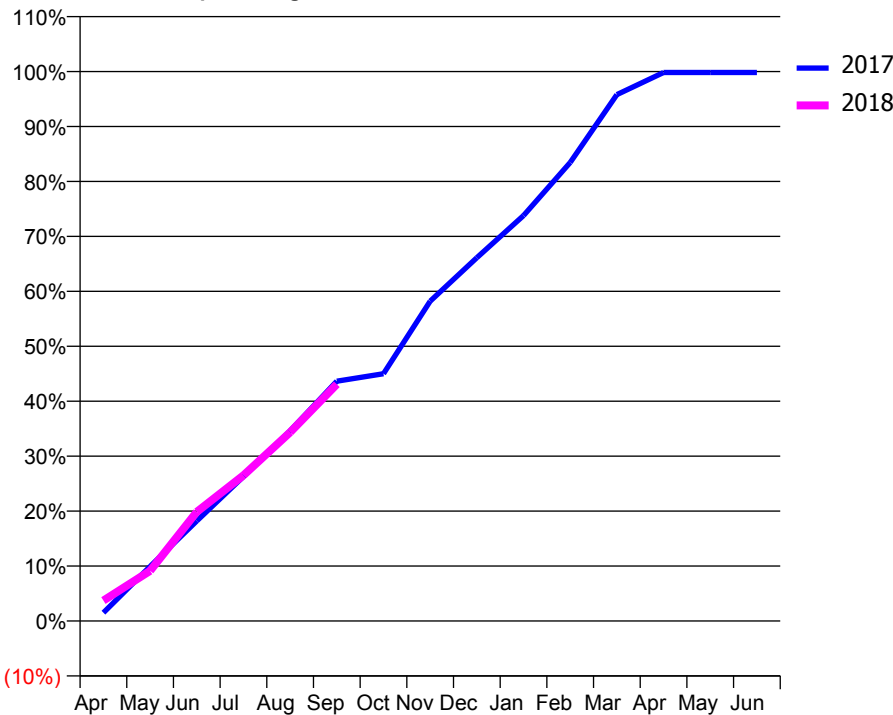
ACCESS*

Patients seen in 24 months	Total	Change since previous quarter
Quarter ending September 2016	1,315	
Quarter ending December 2016	1,330	→
Quarter ending March 2017	1,337	→
Quarter ending June 2017	1,360	→
Quarter ending September 2017	1,381	→
Variance since September 2016	5.0%	↑



ACTIVITY

Cumulative percentage of contracted UDA delivered 2017 & 2018



Month	Adjusted Scheduled Activity (UDA)	
	2017	2018
April	43	104
May	279	257
June	512	558
July	739	745
August	973	965
September	1,227	1,211
October	1,265	
November	1,636	
December	1,859	
January	2,074	
February	2,346	
March	2,693	
April	2,806	
May	2,806	
June	2,806	

QUALITY

	Quantity	Base Number	Contract	AT	Region	England
% of FP17s for the same patient ID Re-attending within 3 months - Children	78	880	8.9%	9.6%	12.8%	11.9%
% of FP17s for the same patient ID Re-attending within 3 months - Adults	15	114	13.2%	13.4%	16.5%	15.9%
% of FP17s for the same patient ID Re-attending between 3 & 9 months - Children	593	880	67.4%	63.9%	59.7%	58.1%
% of FP17s for the same patient ID Re-attending between 3 & 9 months - Adults	69	114	60.5%	55.5%	53.0%	50.6%
% of FP17s for Band 1 Urgent Courses	37	909	4.1%	7.4%	9.2%	9.1%
% of FP17s Relating to Free Repair or Replacements	1	909	0.1%	0.9%	1.0%	0.8%
% of FP17s Relating to Continuations	1	909	0.1%	1.2%	1.2%	1.1%
% of Patients satisfied with the dentistry they have received	0	0	N/A	92.1%	91.6%	91.4%
% of Patients satisfied with the time they had to wait for an appointment	0	0	N/A	88.7%	88.1%	87.7%

* This is based on patients treated on this contract for their most recent course of treatment. Figures in italics indicate the base number of FP17s or Patient Questionnaire responses are less than 100. N/A is shown where the base number of responses is less than 10 during the period. % is calculated as Quantity/Base number*100

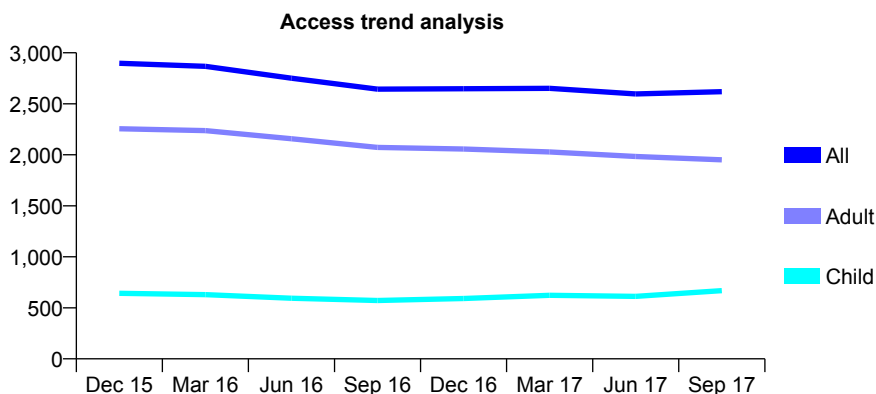
Q50 - Vital Signs At a Glance Contract Report for 358231/0003 - September 2017

Name or company name	Falsgrave Dental Surgery
Contract type name	GDS Contract
Purpose of contract	General
Contract start date	01/07/2011
Contract end date	

17/18 Contracted general activity (UDA)	10,769
Carry forward general activity (UDA)	0
17/18 Contracted orthodontic activity (UOA)	0
Carry forward orthodontic activity (UOA)	0
Baseline contract value	£333,873.42

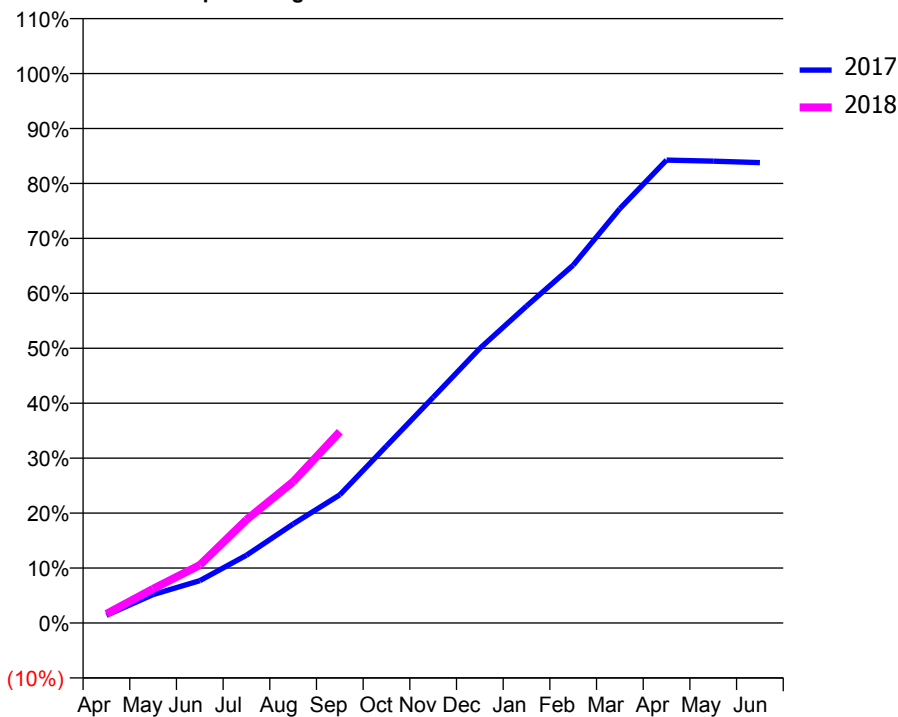
ACCESS*

Patients seen in 24 months	Total	Change since previous quarter
Quarter ending September 2016	2,644	
Quarter ending December 2016	2,648	→
Quarter ending March 2017	2,651	→
Quarter ending June 2017	2,597	↓
Quarter ending September 2017	2,619	→
Variance since September 2016	(0.9%)	→



ACTIVITY

Cumulative percentage of contracted UDA delivered 2017 & 2018



Month	Adjusted Scheduled Activity (UDA)	
	2017	2018
April	153	178
May	557	670
June	830	1,136
July	1,329	2,025
August	1,940	2,769
September	2,512	3,749
October	3,469	
November	4,422	
December	5,382	
January	6,212	
February	7,013	
March	8,121	
April	9,073	
May	9,052	
June	9,024	

QUALITY

	Quantity	Base Number	Contract	AT	Region	England
% of FP17s for the same patient ID Re-attending within 3 months - Children	80	541	14.8%	9.6%	12.8%	11.9%
% of FP17s for the same patient ID Re-attending within 3 months - Adults	239	1,393	17.2%	13.4%	16.5%	15.9%
% of FP17s for the same patient ID Re-attending between 3 & 9 months - Children	302	541	55.8%	63.9%	59.7%	58.1%
% of FP17s for the same patient ID Re-attending between 3 & 9 months - Adults	931	1,393	66.8%	55.5%	53.0%	50.6%
% of FP17s for Band 1 Urgent Courses	214	1,682	12.7%	7.4%	9.2%	9.1%
% of FP17s Relating to Free Repair or Replacements	28	1,682	1.7%	0.9%	1.0%	0.8%
% of FP17s Relating to Continuations	10	1,682	0.6%	1.2%	1.2%	1.1%
% of Patients satisfied with the dentistry they have received	8	8	N/A	92.1%	91.6%	91.4%
% of Patients satisfied with the time they had to wait for an appointment	7	8	N/A	88.7%	88.1%	87.7%

* This is based on patients treated on this contract for their most recent course of treatment. Figures in italics indicate the base number of FP17s or Patient Questionnaire responses are less than 100. N/A is shown where the base number of responses is less than 10 during the period. % is calculated as Quantity/Base number*100

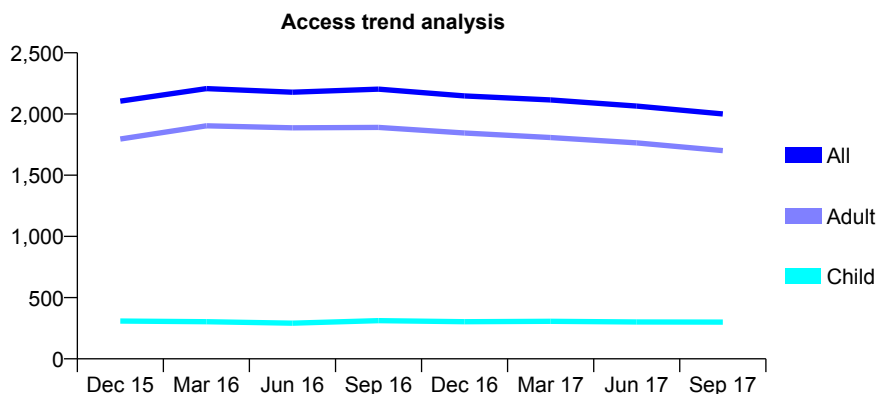
Q50 - Vital Signs At a Glance Contract Report for 359157/0001 - September 2017

Name or company name	MR D TOMKINSON
Contract type name	GDS Contract
Purpose of contract	General
Contract start date	01/04/2014
Contract end date	

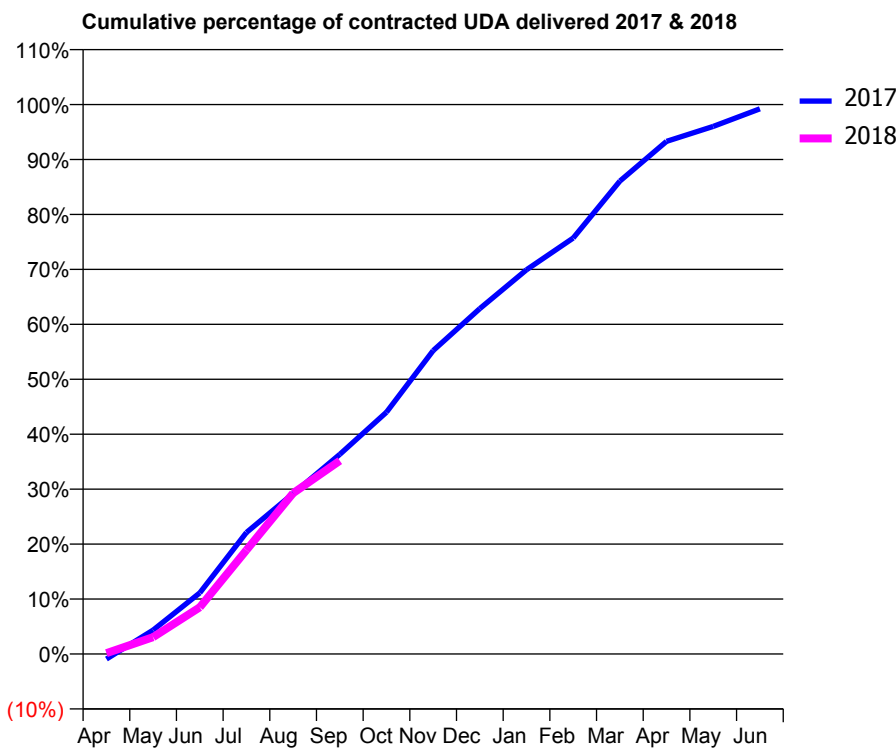
17/18 Contracted general activity (UDA)	5,735
Carry forward general activity (UDA)	0
17/18 Contracted orthodontic activity (UOA)	0
Carry forward orthodontic activity (UOA)	0
Baseline contract value	£171,272.28

ACCESS*

Patients seen in 24 months	Total	Change since previous quarter
Quarter ending September 2016	2,203	
Quarter ending December 2016	2,148	↓
Quarter ending March 2017	2,115	↓
Quarter ending June 2017	2,065	↓
Quarter ending September 2017	2,001	↓
Variance since September 2016	(9.2%)	↓



ACTIVITY



Month	Adjusted Scheduled Activity (UDA)	
	2017	2018
April	-54	9
May	249	176
June	638	488
July	1,268	1,085
August	1,675	1,679
September	2,084	2,018
October	2,524	
November	3,167	
December	3,606	
January	4,011	
February	4,341	
March	4,936	
April	5,351	
May	5,507	
June	5,690	

QUALITY

	Quantity	Base Number	Contract	AT	Region	England
% of FP17s for the same patient ID Re-attending within 3 months - Children	27	234	11.5%	9.6%	12.8%	11.9%
% of FP17s for the same patient ID Re-attending within 3 months - Adults	209	1,023	20.4%	13.4%	16.5%	15.9%
% of FP17s for the same patient ID Re-attending between 3 & 9 months - Children	133	234	56.8%	63.9%	59.7%	58.1%
% of FP17s for the same patient ID Re-attending between 3 & 9 months - Adults	371	1,023	36.3%	55.5%	53.0%	50.6%
% of FP17s for Band 1 Urgent Courses	75	969	7.7%	7.4%	9.2%	9.1%
% of FP17s Relating to Free Repair or Replacements	18	969	1.9%	0.9%	1.0%	0.8%
% of FP17s Relating to Continuations	22	969	2.3%	1.2%	1.2%	1.1%
% of Patients satisfied with the dentistry they have received	24	27	88.9%	92.1%	91.6%	91.4%
% of Patients satisfied with the time they had to wait for an appointment	21	27	77.8%	88.7%	88.1%	87.7%

* This is based on patients treated on this contract for their most recent course of treatment. Figures in italics indicate the base number of FP17s or Patient Questionnaire responses are less than 100. N/A is shown where the base number of responses is less than 10 during the period. % is calculated as Quantity/Base number*100

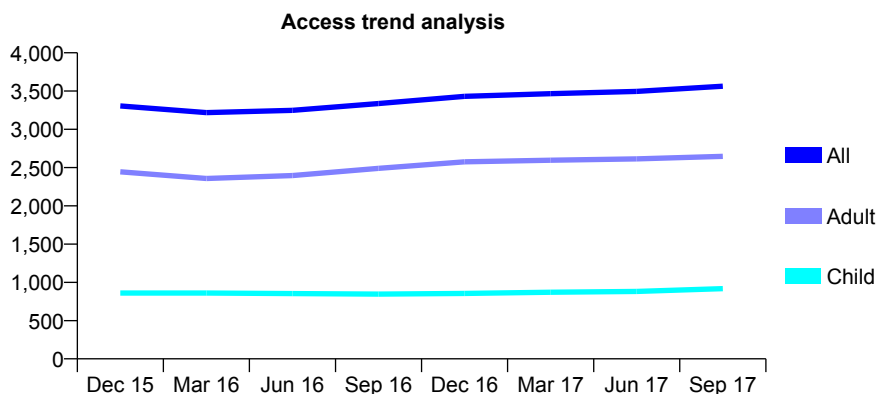
Q50 - Vital Signs At a Glance Contract Report for 567205/0001 - September 2017

Name or company name	Mr Muhammad Farooq
Contract type name	GDS Contract
Purpose of contract	General
Contract start date	01/04/2006
Contract end date	

17/18 Contracted general activity (UDA)	8,540
Carry forward general activity (UDA)	0
17/18 Contracted orthodontic activity (UOA)	0
Carry forward orthodontic activity (UOA)	0
Baseline contract value	£258,485.20

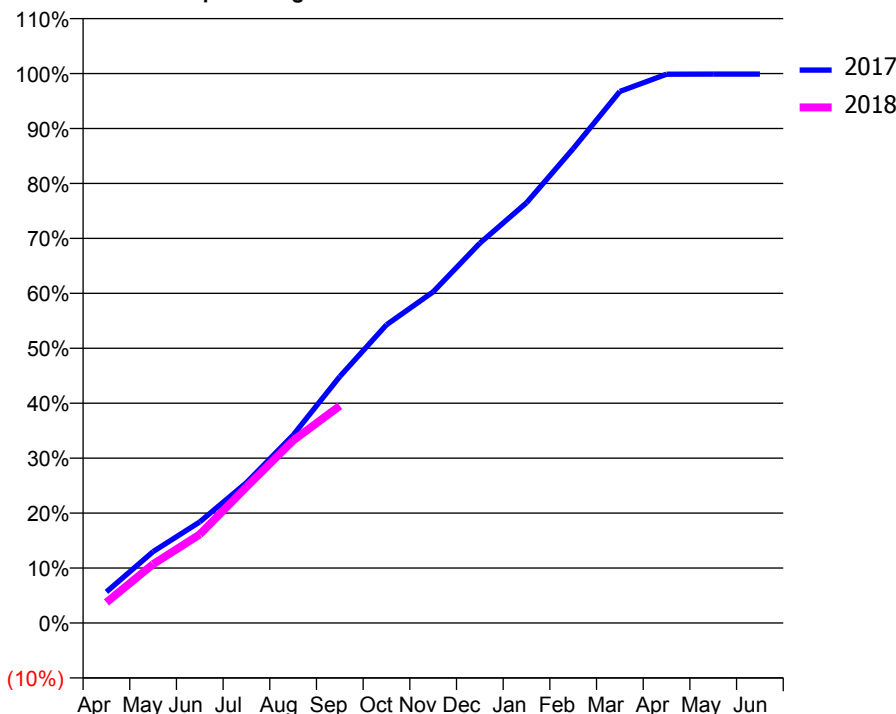
ACCESS*

Patients seen in 24 months	Total	Change since previous quarter
Quarter ending September 2016	3,336	
Quarter ending December 2016	3,431	↑
Quarter ending March 2017	3,466	→
Quarter ending June 2017	3,495	→
Quarter ending September 2017	3,564	→
Variance since September 2016	6.8%	↑



ACTIVITY

Cumulative percentage of contracted UDA delivered 2017 & 2018



Adjusted Scheduled Activity (UDA)

Month	2017	2018
April	483	320
May	1,109	915
June	1,572	1,378
July	2,181	2,114
August	2,921	2,837
September	3,830	3,374
October	4,634	
November	5,148	
December	5,903	
January	6,530	
February	7,373	
March	8,261	
April	8,528	
May	8,531	
June	8,531	

QUALITY

	Quantity	Base Number	Contract	AT	Region	England
% of FP17s for the same patient ID Re-attending within 3 months - Children	31	703	4.4%	9.6%	12.8%	11.9%
% of FP17s for the same patient ID Re-attending within 3 months - Adults	127	1,495	8.5%	13.4%	16.5%	15.9%
% of FP17s for the same patient ID Re-attending between 3 & 9 months - Children	500	703	71.1%	63.9%	59.7%	58.1%
% of FP17s for the same patient ID Re-attending between 3 & 9 months - Adults	943	1,495	63.1%	55.5%	53.0%	50.6%
% of FP17s for Band 1 Urgent Courses	116	2,045	5.7%	7.4%	9.2%	9.1%
% of FP17s Relating to Free Repair or Replacements	8	2,045	0.4%	0.9%	1.0%	0.8%
% of FP17s Relating to Continuations	10	2,045	0.5%	1.2%	1.2%	1.1%
% of Patients satisfied with the dentistry they have received	7	7	N/A	92.1%	91.6%	91.4%
% of Patients satisfied with the time they had to wait for an appointment	7	7	N/A	88.7%	88.1%	87.7%

* This is based on patients treated on this contract for their most recent course of treatment. Figures in italics indicate the base number of FP17s or Patient Questionnaire responses are less than 100. N/A is shown where the base number of responses is less than 10 during the period. % is calculated as Quantity/Base number*100

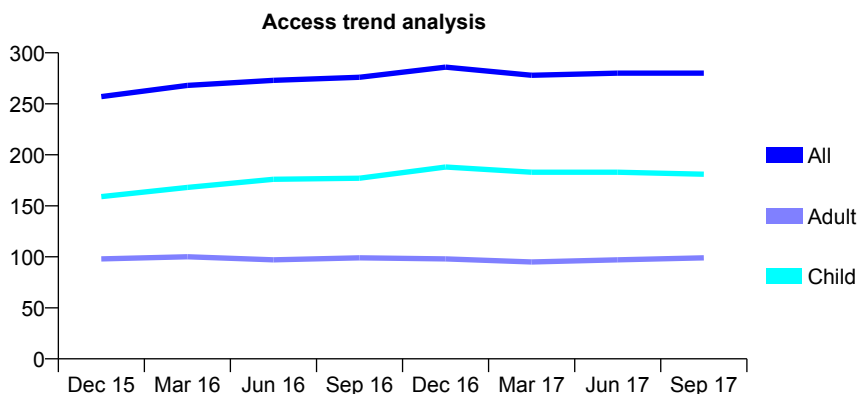
Q50 - Vital Signs At a Glance Contract Report for 572063/0001 - September 2017

Name or company name	Peasholm Dental Practice
Contract type name	GDS Contract
Purpose of contract	General
Contract start date	01/04/2006
Contract end date	

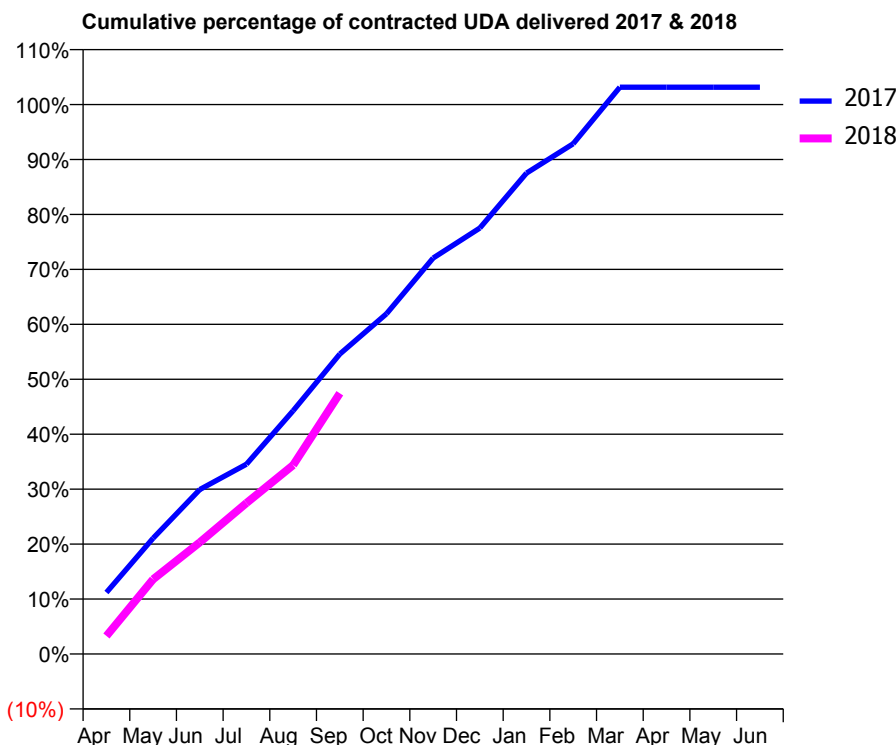
17/18 Contracted general activity (UDA)	700
Carry forward general activity (UDA)	0
17/18 Contracted orthodontic activity (UOA)	0
Carry forward orthodontic activity (UOA)	0
Baseline contract value	£15,611.25

ACCESS*

Patients seen in 24 months	Total	Change since previous quarter
Quarter ending September 2016	276	
Quarter ending December 2016	286	↑
Quarter ending March 2017	278	↓
Quarter ending June 2017	280	→
Quarter ending September 2017	280	→
Variance since September 2016	1.4%	→



ACTIVITY



Month	Adjusted Scheduled Activity (UDA)	
	2017	2018
April	78	23
May	148	95
June	210	142
July	242	192
August	310	241
September	382	332
October	433	
November	504	
December	543	
January	613	
February	650	
March	722	
April	722	
May	722	
June	722	

QUALITY

	Quantity	Base Number	Contract	AT	Region	England
% of FP17s for the same patient ID Re-attending within 3 months - Children	12	166	7.2%	9.6%	12.8%	11.9%
% of FP17s for the same patient ID Re-attending within 3 months - Adults	9	57	15.8%	13.4%	16.5%	15.9%
% of FP17s for the same patient ID Re-attending between 3 & 9 months - Children	123	166	74.1%	63.9%	59.7%	58.1%
% of FP17s for the same patient ID Re-attending between 3 & 9 months - Adults	36	57	63.2%	55.5%	53.0%	50.6%
% of FP17s for Band 1 Urgent Courses	6	223	2.7%	7.4%	9.2%	9.1%
% of FP17s Relating to Free Repair or Replacements	0	223	0.0%	0.9%	1.0%	0.8%
% of FP17s Relating to Continuations	5	223	2.2%	1.2%	1.2%	1.1%
% of Patients satisfied with the dentistry they have received	1	1	N/A	92.1%	91.6%	91.4%
% of Patients satisfied with the time they had to wait for an appointment	1	1	N/A	88.7%	88.1%	87.7%

* This is based on patients treated on this contract for their most recent course of treatment. Figures in italics indicate the base number of FP17s or Patient Questionnaire responses are less than 100. N/A is shown where the base number of responses is less than 10 during the period. % is calculated as Quantity/Base number*100

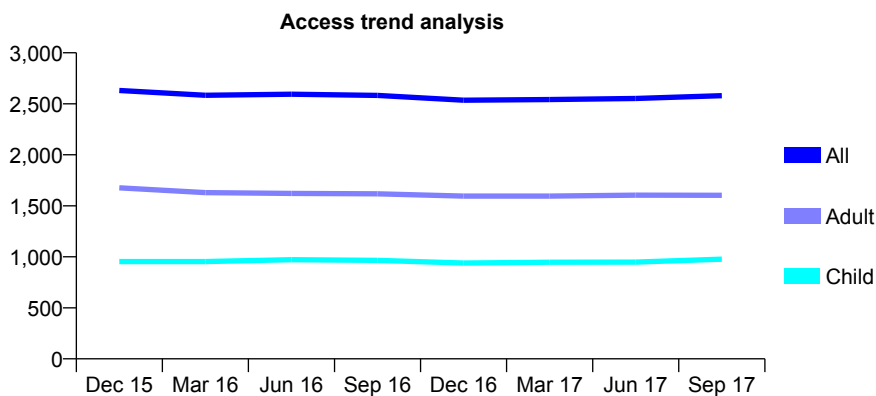
Q50 - Vital Signs At a Glance Contract Report for 573973/0001 - September 2017

Name or company name	MR SB JAMIESON
Contract type name	GDS Contract
Purpose of contract	General and Orthodontic
Contract start date	01/04/2006
Contract end date	

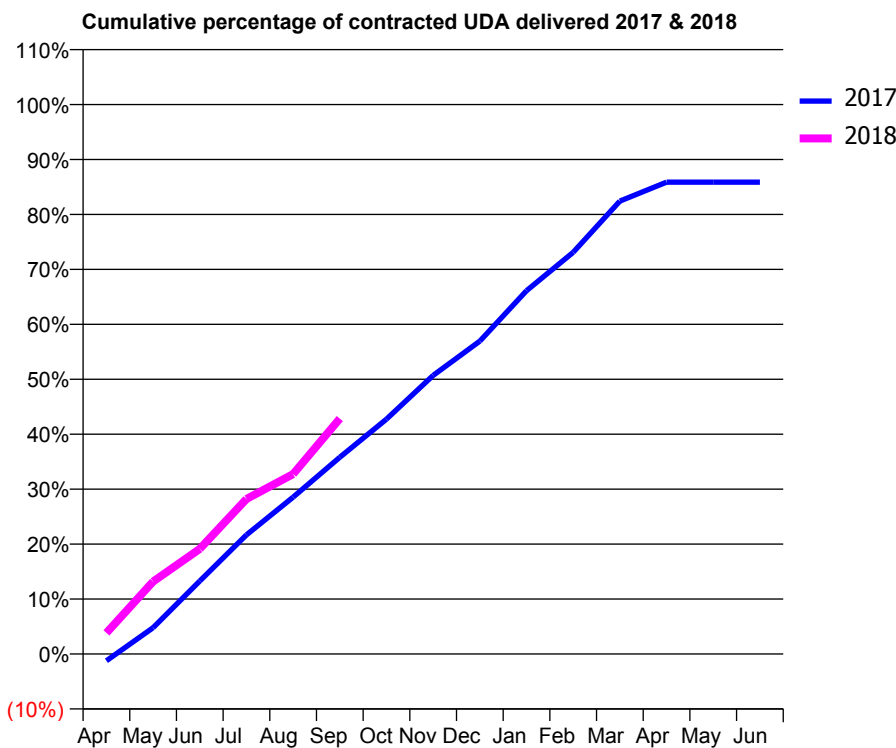
17/18 Contracted general activity (UDA)	8,938
Carry forward general activity (UDA)	0
17/18 Contracted orthodontic activity (UOA)	339
Carry forward orthodontic activity (UOA)	0
Baseline contract value	£228,665.10

ACCESS*

Patients seen in 24 months	Total	Change since previous quarter
Quarter ending September 2016	2,583	
Quarter ending December 2016	2,535	↓
Quarter ending March 2017	2,542	→
Quarter ending June 2017	2,552	→
Quarter ending September 2017	2,580	→
Variance since September 2016	(0.1%)	→



ACTIVITY



Month	Adjusted Scheduled Activity (UDA)	
	2017	2018
April	-111	344
May	429	1,178
June	1,189	1,711
July	1,938	2,521
August	2,551	2,926
September	3,201	3,829
October	3,820	
November	4,533	
December	5,089	
January	5,908	
February	6,533	
March	7,366	
April	7,676	
May	7,676	
June	7,676	

QUALITY

	Quantity	Base Number	Contract	AT	Region	England
% of FP17s for the same patient ID Re-attending within 3 months - Children	263	1,107	23.8%	9.6%	12.8%	11.9%
% of FP17s for the same patient ID Re-attending within 3 months - Adults	220	1,386	15.9%	13.4%	16.5%	15.9%
% of FP17s for the same patient ID Re-attending between 3 & 9 months - Children	669	1,107	60.4%	63.9%	59.7%	58.1%
% of FP17s for the same patient ID Re-attending between 3 & 9 months - Adults	1,000	1,386	72.2%	55.5%	53.0%	50.6%
% of FP17s for Band 1 Urgent Courses	120	2,290	5.2%	7.4%	9.2%	9.1%
% of FP17s Relating to Free Repair or Replacements	14	2,290	0.6%	0.9%	1.0%	0.8%
% of FP17s Relating to Continuations	50	2,290	2.2%	1.2%	1.2%	1.1%
% of Patients satisfied with the dentistry they have received	3	3	N/A	92.1%	91.6%	91.4%
% of Patients satisfied with the time they had to wait for an appointment	3	3	N/A	88.7%	88.1%	87.7%

* This is based on patients treated on this contract for their most recent course of treatment. Figures in italics indicate the base number of FP17s or Patient Questionnaire responses are less than 100. N/A is shown where the base number of responses is less than 10 during the period. % is calculated as Quantity/Base number*100

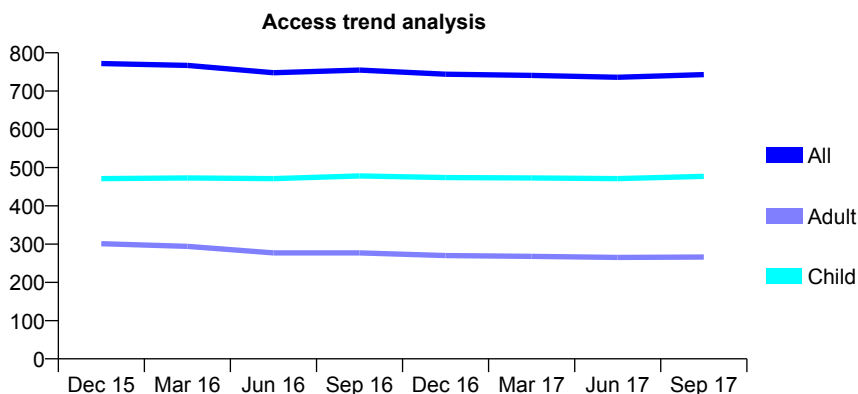
Q50 - Vital Signs At a Glance Contract Report for 576549/0002 - September 2017

Name or company name	MR SK ASHBY
Contract type name	GDS Contract
Purpose of contract	General and Orthodontic
Contract start date	01/04/2006
Contract end date	

17/18 Contracted general activity (UDA)	1,700
Carry forward general activity (UDA)	0
17/18 Contracted orthodontic activity (UOA)	0
Carry forward orthodontic activity (UOA)	0
Baseline contract value	£38,661.61

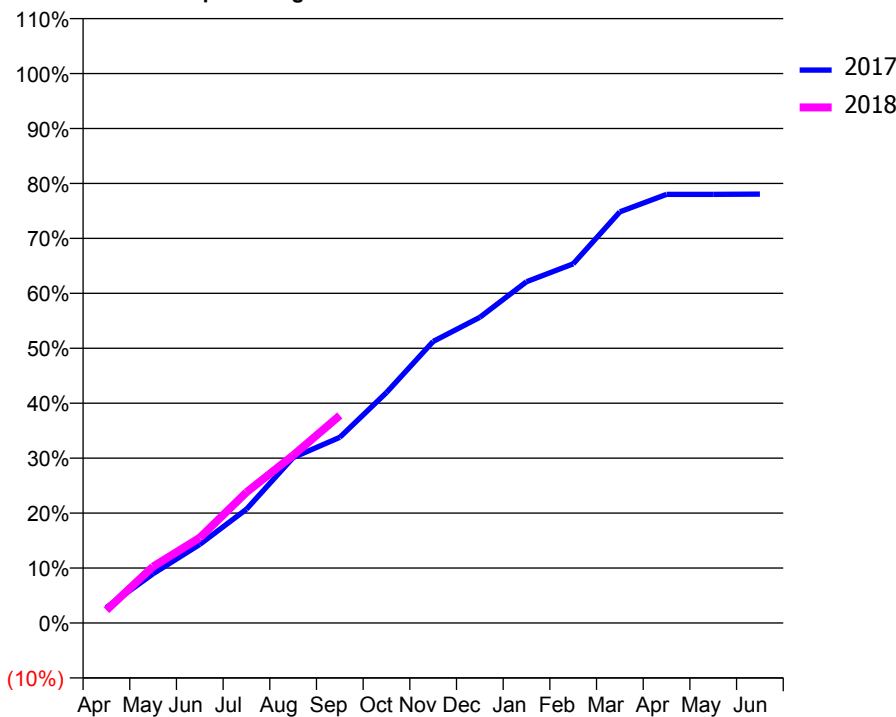
ACCESS*

Patients seen in 24 months	Total	Change since previous quarter
Quarter ending September 2016	755	
Quarter ending December 2016	744	↓
Quarter ending March 2017	741	→
Quarter ending June 2017	736	→
Quarter ending September 2017	743	→
Variance since September 2016	(1.6%)	↓



ACTIVITY

Cumulative percentage of contracted UDA delivered 2017 & 2018



Month	Adjusted Scheduled Activity (UDA)	
	2017	2018
April	59	40
May	188	175
June	301	264
July	435	405
August	632	519
September	709	642
October	881	
November	1,076	
December	1,168	
January	1,304	
February	1,373	
March	1,572	
April	1,638	
May	1,638	
June	1,639	

QUALITY

	Quantity	Base Number	Contract	AT	Region	England
% of FP17s for the same patient ID Re-attending within 3 months - Children	28	409	6.8%	9.6%	12.8%	11.9%
% of FP17s for the same patient ID Re-attending within 3 months - Adults	7	121	5.8%	13.4%	16.5%	15.9%
% of FP17s for the same patient ID Re-attending between 3 & 9 months - Children	305	409	74.6%	63.9%	59.7%	58.1%
% of FP17s for the same patient ID Re-attending between 3 & 9 months - Adults	60	121	49.6%	55.5%	53.0%	50.6%
% of FP17s for Band 1 Urgent Courses	16	483	3.3%	7.4%	9.2%	9.1%
% of FP17s Relating to Free Repair or Replacements	0	483	0.0%	0.9%	1.0%	0.8%
% of FP17s Relating to Continuations	7	483	1.4%	1.2%	1.2%	1.1%
% of Patients satisfied with the dentistry they have received	1	1	N/A	92.1%	91.6%	91.4%
% of Patients satisfied with the time they had to wait for an appointment	1	1	N/A	88.7%	88.1%	87.7%

* This is based on patients treated on this contract for their most recent course of treatment. Figures in italics indicate the base number of FP17s or Patient Questionnaire responses are less than 100. N/A is shown where the base number of responses is less than 10 during the period. % is calculated as Quantity/Base number*100

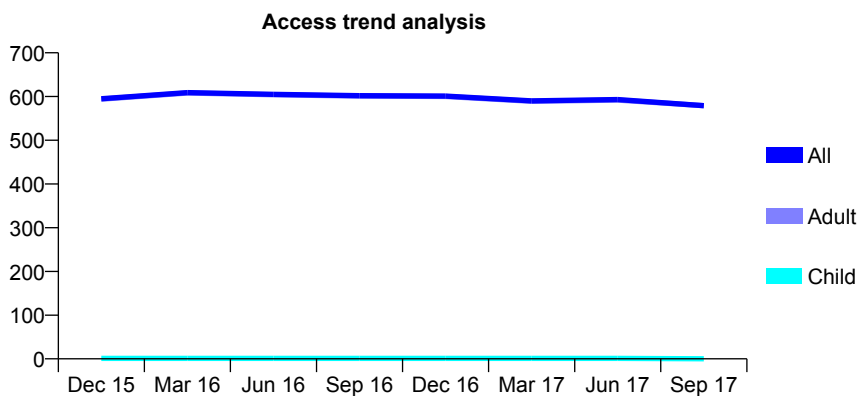
Q50 - Vital Signs At a Glance Contract Report for 577308/0001 - September 2017

Name or company name	MR BR DAVIES
Contract type name	GDS Contract
Purpose of contract	General
Contract start date	01/04/2006
Contract end date	

17/18 Contracted general activity (UDA)	4,000
Carry forward general activity (UDA)	0
17/18 Contracted orthodontic activity (UOA)	0
Carry forward orthodontic activity (UOA)	0
Baseline contract value	£170,895.42

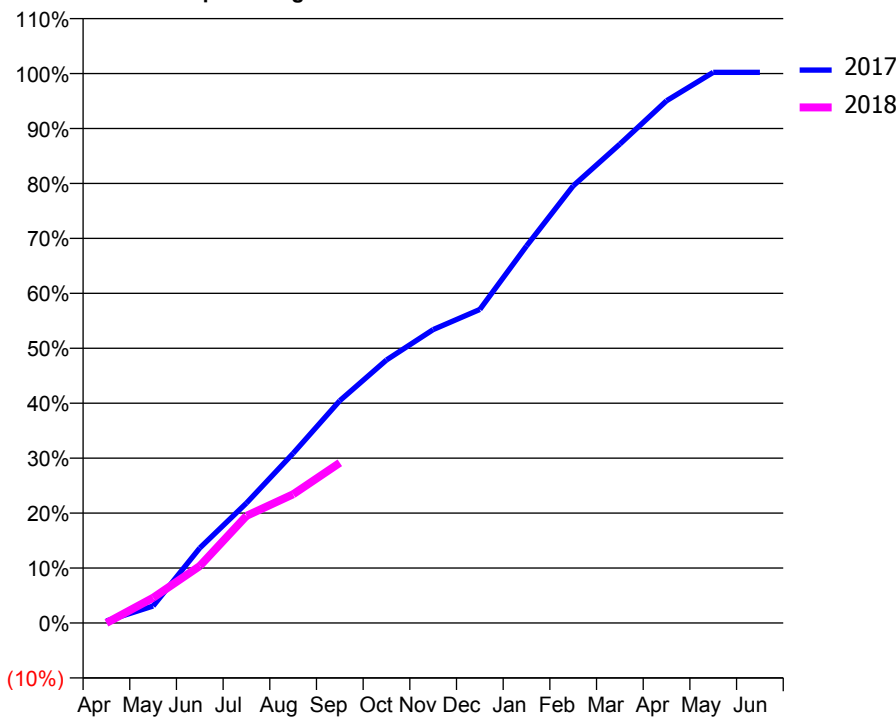
ACCESS*

Patients seen in 24 months	Total	Change since previous quarter
Quarter ending September 2016	602	
Quarter ending December 2016	601	→
Quarter ending March 2017	590	↓
Quarter ending June 2017	593	→
Quarter ending September 2017	579	↓
Variance since September 2016	(3.8%)	↓



ACTIVITY

Cumulative percentage of contracted UDA delivered 2017 & 2018



Month	Adjusted Scheduled Activity (UDA)	
	2017	2018
April	15	0
May	124	184
June	546	415
July	873	780
August	1,235	937
September	1,619	1,166
October	1,915	
November	2,136	
December	2,283	
January	2,745	
February	3,182	
March	3,486	
April	3,802	
May	4,008	
June	4,008	

QUALITY

	Quantity	Base Number	Contract	AT	Region	England
% of FP17s for the same patient ID Re-attending within 3 months - Children	0	0	N/A	9.6%	12.8%	11.9%
% of FP17s for the same patient ID Re-attending within 3 months - Adults	4	159	2.5%	13.4%	16.5%	15.9%
% of FP17s for the same patient ID Re-attending between 3 & 9 months - Children	0	0	N/A	63.9%	59.7%	58.1%
% of FP17s for the same patient ID Re-attending between 3 & 9 months - Adults	9	159	5.7%	55.5%	53.0%	50.6%
% of FP17s for Band 1 Urgent Courses	0	110	0.0%	7.4%	9.2%	9.1%
% of FP17s Relating to Free Repair or Replacements	0	110	0.0%	0.9%	1.0%	0.8%
% of FP17s Relating to Continuations	0	110	0.0%	1.2%	1.2%	1.1%
% of Patients satisfied with the dentistry they have received	3	3	N/A	92.1%	91.6%	91.4%
% of Patients satisfied with the time they had to wait for an appointment	2	3	N/A	88.7%	88.1%	87.7%

* This is based on patients treated on this contract for their most recent course of treatment. Figures in italics indicate the base number of FP17s or Patient Questionnaire responses are less than 100. N/A is shown where the base number of responses is less than 10 during the period. % is calculated as Quantity/Base number*100

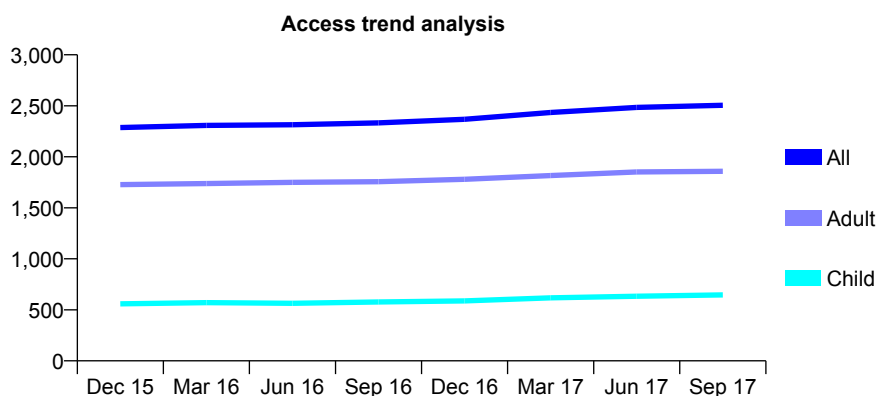
Q50 - Vital Signs At a Glance Contract Report for 610194/0001 - September 2017

Name or company name	MISS C DURNING
Contract type name	GDS Contract
Purpose of contract	General
Contract start date	01/01/2013
Contract end date	

17/18 Contracted general activity (UDA)	7,098
Carry forward general activity (UDA)	0
17/18 Contracted orthodontic activity (UOA)	0
Carry forward orthodontic activity (UOA)	0
Baseline contract value	£185,131.51

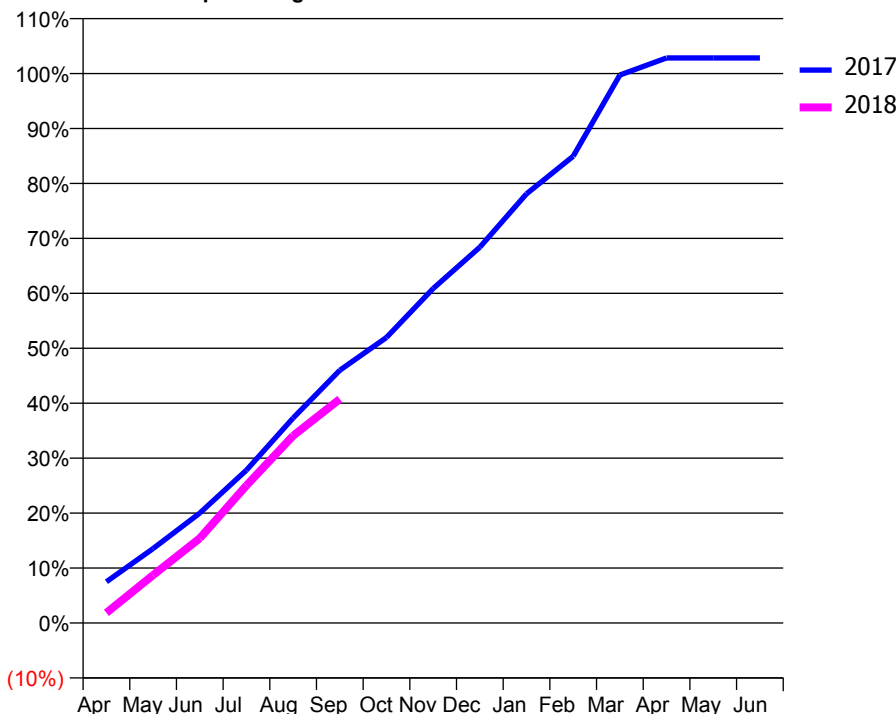
ACCESS*

Patients seen in 24 months	Total	Change since previous quarter
Quarter ending September 2016	2,333	
Quarter ending December 2016	2,368	→
Quarter ending March 2017	2,434	↑
Quarter ending June 2017	2,484	↑
Quarter ending September 2017	2,505	→
Variance since September 2016	7.4%	↑



ACTIVITY

Cumulative percentage of contracted UDA delivered 2017 & 2018



Adjusted Scheduled Activity (UDA)

Month	2017	2018
April	534	133
May	963	618
June	1,420	1,094
July	1,975	1,777
August	2,649	2,419
September	3,264	2,893
October	3,688	
November	4,321	
December	4,854	
January	5,544	
February	6,030	
March	7,078	
April	7,298	
May	7,298	
June	7,298	

QUALITY

	Quantity	Base Number	Contract	AT	Region	England
% of FP17s for the same patient ID Re-attending within 3 months - Children	45	525	8.6%	9.6%	12.8%	11.9%
% of FP17s for the same patient ID Re-attending within 3 months - Adults	177	1,353	13.1%	13.4%	16.5%	15.9%
% of FP17s for the same patient ID Re-attending between 3 & 9 months - Children	358	525	68.2%	63.9%	59.7%	58.1%
% of FP17s for the same patient ID Re-attending between 3 & 9 months - Adults	820	1,353	60.6%	55.5%	53.0%	50.6%
% of FP17s for Band 1 Urgent Courses	122	1,759	6.9%	7.4%	9.2%	9.1%
% of FP17s Relating to Free Repair or Replacements	13	1,759	0.7%	0.9%	1.0%	0.8%
% of FP17s Relating to Continuations	33	1,759	1.9%	1.2%	1.2%	1.1%
% of Patients satisfied with the dentistry they have received	4	5	N/A	92.1%	91.6%	91.4%
% of Patients satisfied with the time they had to wait for an appointment	5	5	N/A	88.7%	88.1%	87.7%

* This is based on patients treated on this contract for their most recent course of treatment. Figures in italics indicate the base number of FP17s or Patient Questionnaire responses are less than 100. N/A is shown where the base number of responses is less than 10 during the period. % is calculated as Quantity/Base number*100

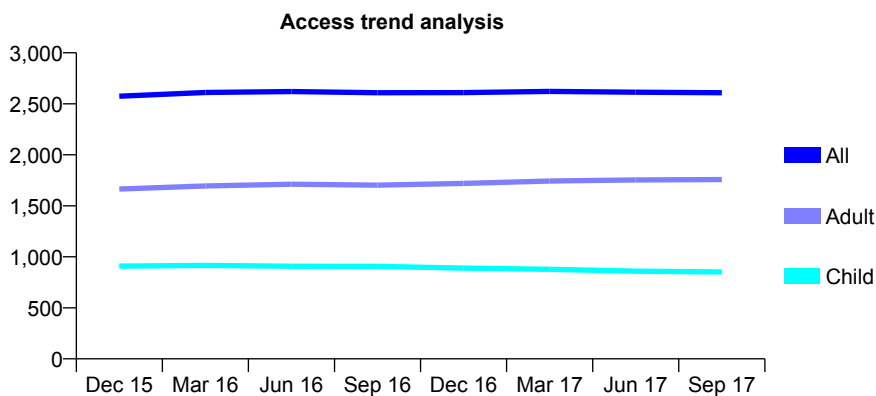
Q50 - Vital Signs At a Glance Contract Report for 618594/0002 - September 2017

Name or company name	Booth, Law, Spence & Maher
Contract type name	GDS Contract
Purpose of contract	General
Contract start date	01/11/2010
Contract end date	

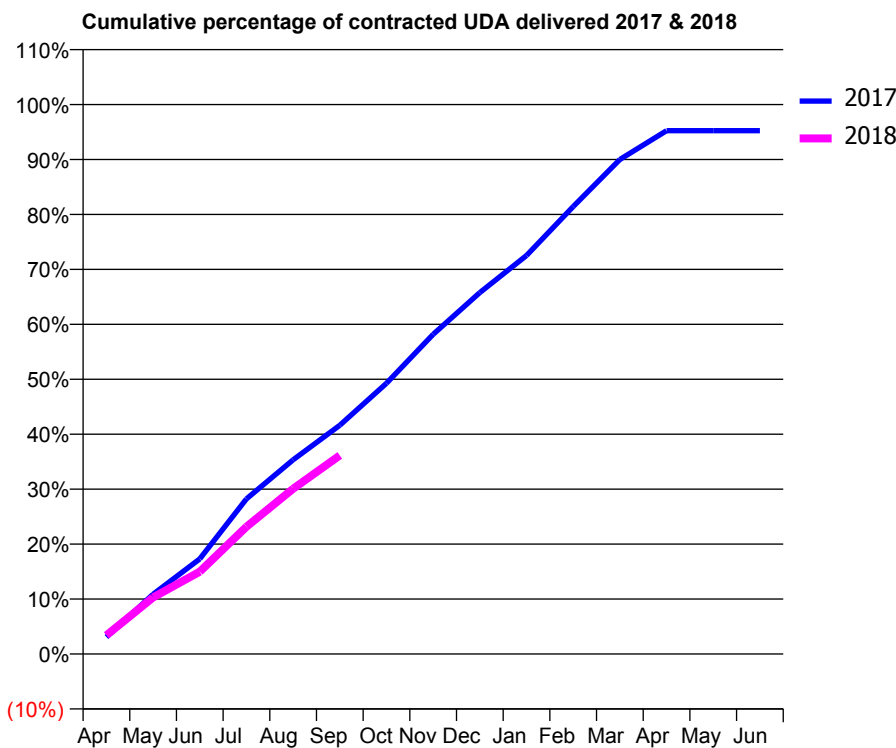
17/18 Contracted general activity (UDA)	7,000
Carry forward general activity (UDA)	0
17/18 Contracted orthodontic activity (UOA)	0
Carry forward orthodontic activity (UOA)	0
Baseline contract value	£203,355.34

ACCESS*

Patients seen in 24 months	Total	Change since previous quarter
Quarter ending September 2016	2,609	
Quarter ending December 2016	2,610	→
Quarter ending March 2017	2,621	→
Quarter ending June 2017	2,614	→
Quarter ending September 2017	2,609	→
Variance since September 2016	0.0%	→



ACTIVITY



Adjusted Scheduled Activity (UDA)		
Month	2017	2018
April	216	239
May	762	721
June	1,212	1,050
July	1,976	1,622
August	2,474	2,105
September	2,914	2,529
October	3,449	
November	4,073	
December	4,604	
January	5,077	
February	5,700	
March	6,300	
April	6,666	
May	6,666	
June	6,666	

QUALITY

	Quantity	Base Number	Contract	AT	Region	England
% of FP17s for the same patient ID Re-attending within 3 months - Children	51	693	7.4%	9.6%	12.8%	11.9%
% of FP17s for the same patient ID Re-attending within 3 months - Adults	213	1,318	16.2%	13.4%	16.5%	15.9%
% of FP17s for the same patient ID Re-attending between 3 & 9 months - Children	493	693	71.1%	63.9%	59.7%	58.1%
% of FP17s for the same patient ID Re-attending between 3 & 9 months - Adults	858	1,318	65.1%	55.5%	53.0%	50.6%
% of FP17s for Band 1 Urgent Courses	92	1,796	5.1%	7.4%	9.2%	9.1%
% of FP17s Relating to Free Repair or Replacements	0	1,796	0.0%	0.9%	1.0%	0.8%
% of FP17s Relating to Continuations	65	1,796	3.6%	1.2%	1.2%	1.1%
% of Patients satisfied with the dentistry they have received	3	4	N/A	92.1%	91.6%	91.4%
% of Patients satisfied with the time they had to wait for an appointment	3	4	N/A	88.7%	88.1%	87.7%

* This is based on patients treated on this contract for their most recent course of treatment. Figures in italics indicate the base number of FP17s or Patient Questionnaire responses are less than 100. N/A is shown where the base number of responses is less than 10 during the period. % is calculated as Quantity/Base number*100

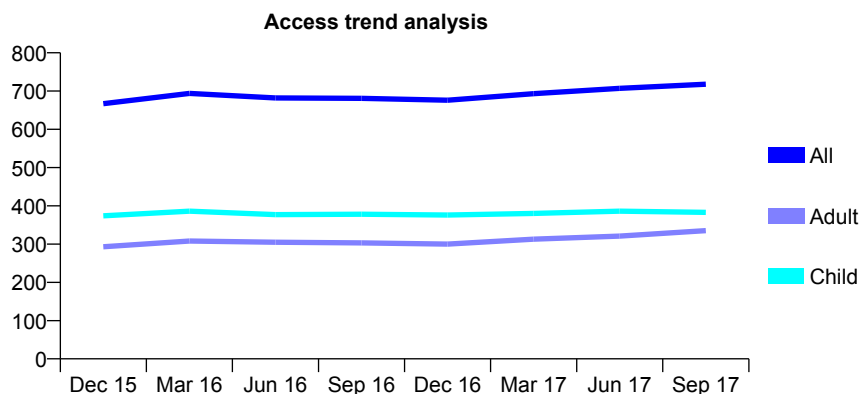
Q50 - Vital Signs At a Glance Contract Report for 620610/0001 - September 2017

Name or company name	MR S OSBORNE
Contract type name	GDS Contract
Purpose of contract	General
Contract start date	01/04/2006
Contract end date	

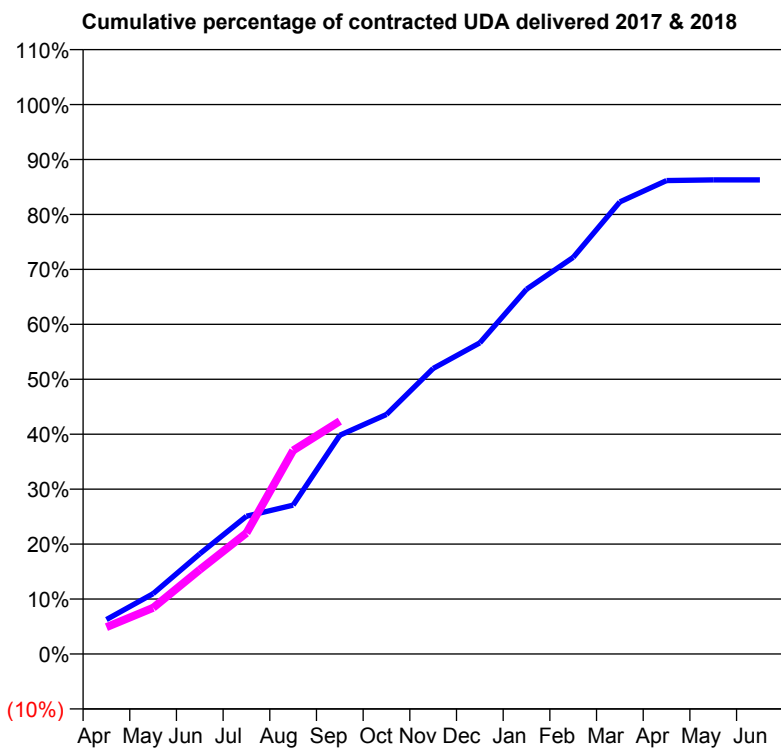
17/18 Contracted general activity (UDA)	1,600
Carry forward general activity (UDA)	0
17/18 Contracted orthodontic activity (UOA)	0
Carry forward orthodontic activity (UOA)	0
Baseline contract value	£37,050.23

ACCESS*

Patients seen in 24 months	Total	Change since previous quarter
Quarter ending September 2016	681	
Quarter ending December 2016	676	→
Quarter ending March 2017	693	↑
Quarter ending June 2017	707	↑
Quarter ending September 2017	718	→
Variance since September 2016	5.4%	↑



ACTIVITY



Month	Adjusted Scheduled Activity (UDA)	
	2017	2018
April	100	78
May	176	135
June	292	246
July	401	352
August	433	593
September	637	678
October	698	
November	831	
December	906	
January	1,062	
February	1,155	
March	1,316	
April	1,379	
May	1,381	
June	1,381	

QUALITY

	Quantity	Base Number	Contract	AT	Region	England
% of FP17s for the same patient ID Re-attending within 3 months - Children	16	325	4.9%	9.6%	12.8%	11.9%
% of FP17s for the same patient ID Re-attending within 3 months - Adults	17	169	10.1%	13.4%	16.5%	15.9%
% of FP17s for the same patient ID Re-attending between 3 & 9 months - Children	220	325	67.7%	63.9%	59.7%	58.1%
% of FP17s for the same patient ID Re-attending between 3 & 9 months - Adults	80	169	47.3%	55.5%	53.0%	50.6%
% of FP17s for Band 1 Urgent Courses	16	460	3.5%	7.4%	9.2%	9.1%
% of FP17s Relating to Free Repair or Replacements	0	460	0.0%	0.9%	1.0%	0.8%
% of FP17s Relating to Continuations	2	460	0.4%	1.2%	1.2%	1.1%
% of Patients satisfied with the dentistry they have received	2	2	N/A	92.1%	91.6%	91.4%
% of Patients satisfied with the time they had to wait for an appointment	2	2	N/A	88.7%	88.1%	87.7%

* This is based on patients treated on this contract for their most recent course of treatment. Figures in italics indicate the base number of FP17s or Patient Questionnaire responses are less than 100. N/A is shown where the base number of responses is less than 10 during the period. % is calculated as Quantity/Base number*100

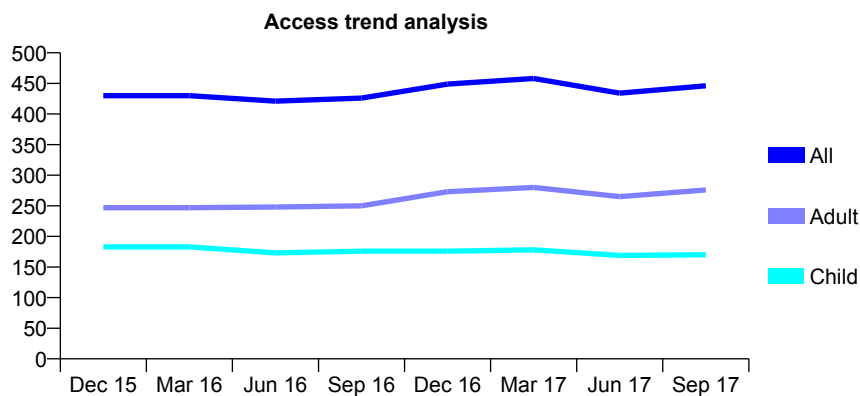
Q50 - Vital Signs At a Glance Contract Report for 632201/0001 - September 2017

Name or company name	MRS FC HEYLINGS
Contract type name	GDS Contract
Purpose of contract	General
Contract start date	01/04/2006
Contract end date	

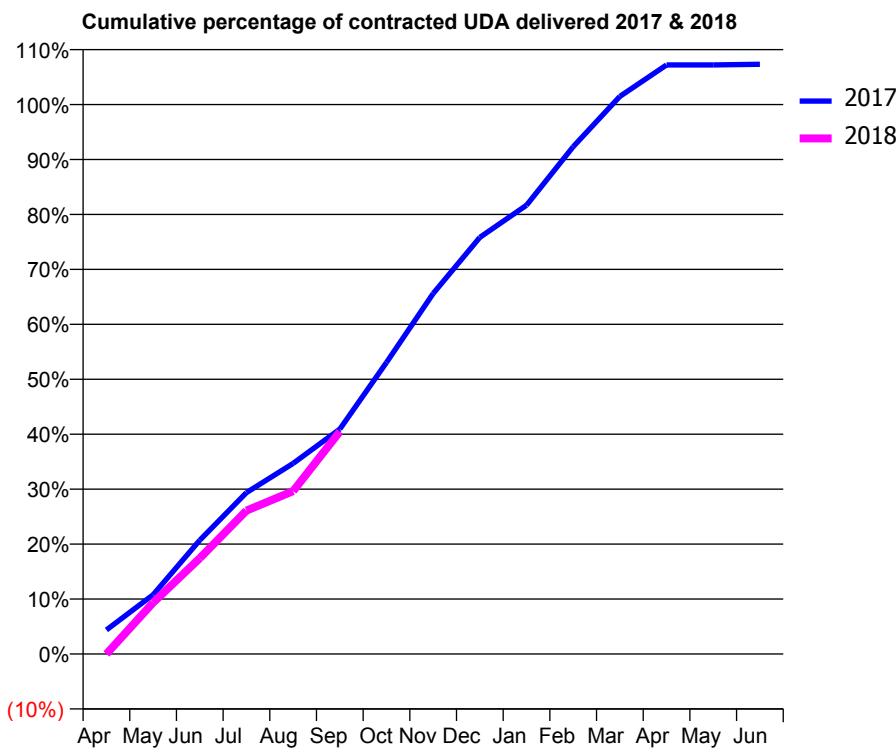
17/18 Contracted general activity (UDA)	960
Carry forward general activity (UDA)	0
17/18 Contracted orthodontic activity (UOA)	0
Carry forward orthodontic activity (UOA)	0
Baseline contract value	£24,032.15

ACCESS*

Patients seen in 24 months	Total	Change since previous quarter
Quarter ending September 2016	426	
Quarter ending December 2016	449	↑
Quarter ending March 2017	458	↑
Quarter ending June 2017	434	↓
Quarter ending September 2017	446	↑
Variance since September 2016	4.7%	↑



ACTIVITY



Month	Adjusted Scheduled Activity (UDA)	
	2017	2018
April	42	0
May	104	90
June	199	167
July	282	251
August	333	285
September	393	389
October	509	
November	630	
December	728	
January	784	
February	886	
March	974	
April	1,029	
May	1,029	
June	1,030	

QUALITY

	Quantity	Base Number	Contract	AT	Region	England
% of FP17s for the same patient ID Re-attending within 3 months - Children	3	99	3.0%	9.6%	12.8%	11.9%
% of FP17s for the same patient ID Re-attending within 3 months - Adults	20	181	11.0%	13.4%	16.5%	15.9%
% of FP17s for the same patient ID Re-attending between 3 & 9 months - Children	63	99	63.6%	63.9%	59.7%	58.1%
% of FP17s for the same patient ID Re-attending between 3 & 9 months - Adults	96	181	53.0%	55.5%	53.0%	50.6%
% of FP17s for Band 1 Urgent Courses	13	253	5.1%	7.4%	9.2%	9.1%
% of FP17s Relating to Free Repair or Replacements	0	253	0.0%	0.9%	1.0%	0.8%
% of FP17s Relating to Continuations	0	253	0.0%	1.2%	1.2%	1.1%
% of Patients satisfied with the dentistry they have received	2	2	N/A	92.1%	91.6%	91.4%
% of Patients satisfied with the time they had to wait for an appointment	2	2	N/A	88.7%	88.1%	87.7%

* This is based on patients treated on this contract for their most recent course of treatment. Figures in italics indicate the base number of FP17s or Patient Questionnaire responses are less than 100. N/A is shown where the base number of responses is less than 10 during the period. % is calculated as Quantity/Base number*100

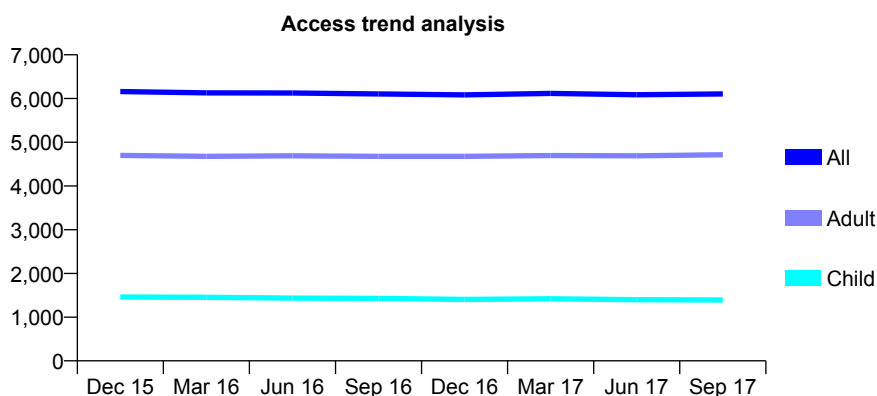
Q50 - Vital Signs At a Glance Contract Report for 638536/0001 - September 2017

Name or company name	MR B WILSON
Contract type name	GDS Contract
Purpose of contract	General
Contract start date	01/04/2006
Contract end date	

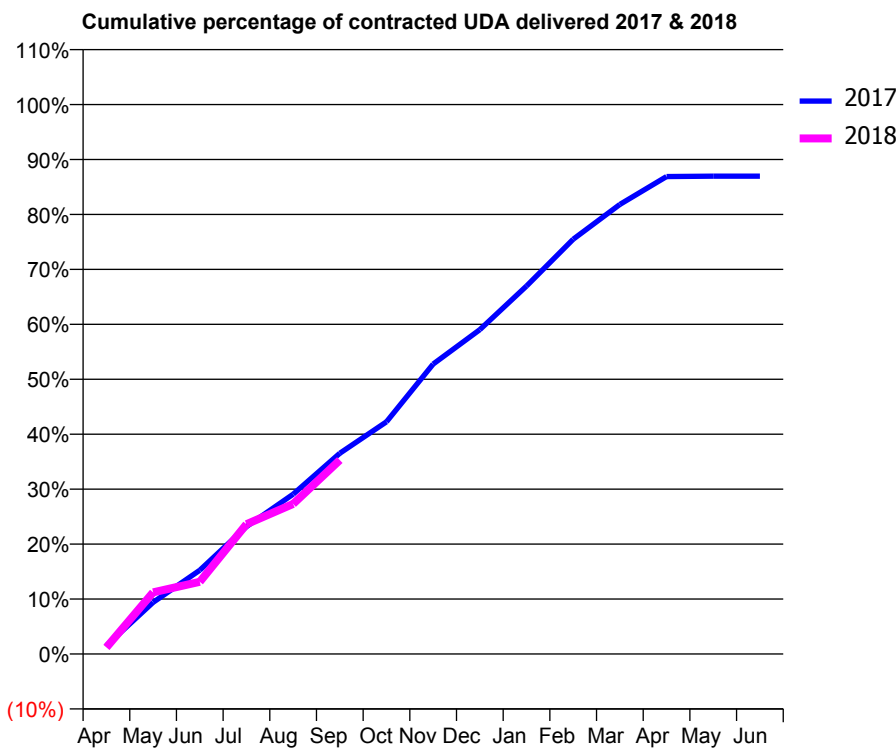
17/18 Contracted general activity (UDA)	27,839
Carry forward general activity (UDA)	0
17/18 Contracted orthodontic activity (UOA)	0
Carry forward orthodontic activity (UOA)	0
Baseline contract value	£586,336.56

ACCESS*

Patients seen in 24 months	Total	Change since previous quarter
Quarter ending September 2016	6,106	
Quarter ending December 2016	6,083	→
Quarter ending March 2017	6,117	→
Quarter ending June 2017	6,088	→
Quarter ending September 2017	6,105	→
Variance since September 2016	(0.0%)	→



ACTIVITY



Month	Adjusted Scheduled Activity (UDA)	
	2017	2018
April	430	334
May	2,619	3,122
June	4,249	3,658
July	6,455	6,574
August	8,099	7,606
September	10,174	9,826
October	11,766	
November	14,693	
December	16,431	
January	18,639	
February	21,014	
March	22,778	
April	24,192	
May	24,206	
June	24,210	

QUALITY

	Quantity	Base Number	Contract	AT	Region	England
% of FP17s for the same patient ID Re-attending within 3 months - Children	87	1,065	8.2%	9.6%	12.8%	11.9%
% of FP17s for the same patient ID Re-attending within 3 months - Adults	518	3,545	14.6%	13.4%	16.5%	15.9%
% of FP17s for the same patient ID Re-attending between 3 & 9 months - Children	710	1,065	66.7%	63.9%	59.7%	58.1%
% of FP17s for the same patient ID Re-attending between 3 & 9 months - Adults	2,358	3,545	66.5%	55.5%	53.0%	50.6%
% of FP17s for Band 1 Urgent Courses	100	4,006	2.5%	7.4%	9.2%	9.1%
% of FP17s Relating to Free Repair or Replacements	193	4,006	4.8%	0.9%	1.0%	0.8%
% of FP17s Relating to Continuations	70	4,006	1.7%	1.2%	1.2%	1.1%
% of Patients satisfied with the dentistry they have received	40	42	95.2%	92.1%	91.6%	91.4%
% of Patients satisfied with the time they had to wait for an appointment	41	42	97.6%	88.7%	88.1%	87.7%

* This is based on patients treated on this contract for their most recent course of treatment. Figures in italics indicate the base number of FP17s or Patient Questionnaire responses are less than 100. N/A is shown where the base number of responses is less than 10 during the period. % is calculated as Quantity/Base number*100

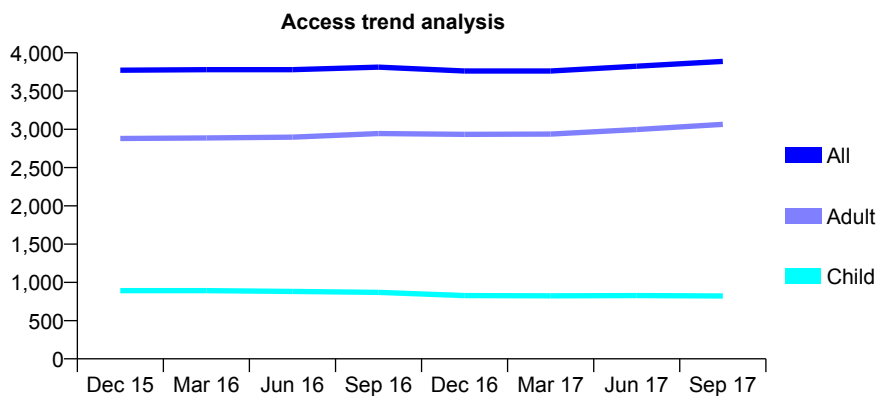
Q50 - Vital Signs At a Glance Contract Report for 643173/0001 - September 2017

Name or company name	The White House Dental Practice
Contract type name	GDS Contract
Purpose of contract	General
Contract start date	01/04/2006
Contract end date	

17/18 Contracted general activity (UDA)	19,500
Carry forward general activity (UDA)	0
17/18 Contracted orthodontic activity (UOA)	0
Carry forward orthodontic activity (UOA)	0
Baseline contract value	£660,045.95

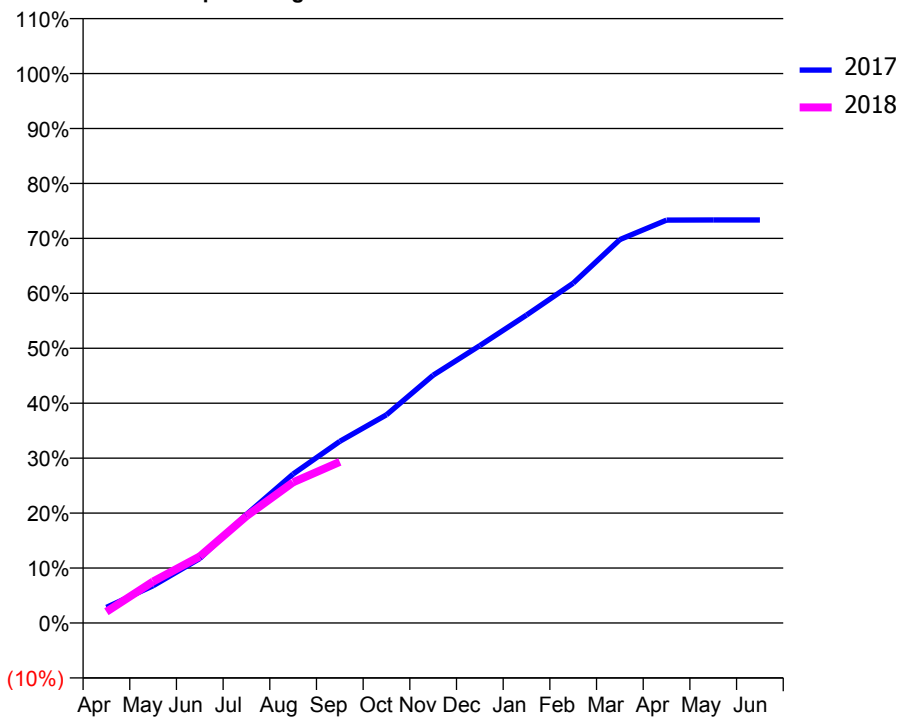
ACCESS*

Patients seen in 24 months	Total	Change since previous quarter
Quarter ending September 2016	3,812	
Quarter ending December 2016	3,762	↓
Quarter ending March 2017	3,762	→
Quarter ending June 2017	3,824	→
Quarter ending September 2017	3,887	→
Variance since September 2016	2.0%	→



ACTIVITY

Cumulative percentage of contracted UDA delivered 2017 & 2018



Month	Adjusted Scheduled Activity (UDA)	
	2017	2018
April	556	401
May	1,321	1,475
June	2,286	2,363
July	3,854	3,792
August	5,290	4,994
September	6,449	5,717
October	7,391	
November	8,792	
December	9,844	
January	10,927	
February	12,061	
March	13,606	
April	14,297	
May	14,302	
June	14,303	

QUALITY

	Quantity	Base Number	Contract	AT	Region	England
% of FP17s for the same patient ID Re-attending within 3 months - Children	38	556	6.8%	9.6%	12.8%	11.9%
% of FP17s for the same patient ID Re-attending within 3 months - Adults	275	1,987	13.8%	13.4%	16.5%	15.9%
% of FP17s for the same patient ID Re-attending between 3 & 9 months - Children	342	556	61.5%	63.9%	59.7%	58.1%
% of FP17s for the same patient ID Re-attending between 3 & 9 months - Adults	1,123	1,987	56.5%	55.5%	53.0%	50.6%
% of FP17s for Band 1 Urgent Courses	269	2,295	11.7%	7.4%	9.2%	9.1%
% of FP17s Relating to Free Repair or Replacements	42	2,295	1.8%	0.9%	1.0%	0.8%
% of FP17s Relating to Continuations	51	2,295	2.2%	1.2%	1.2%	1.1%
% of Patients satisfied with the dentistry they have received	9	10	90.0%	92.1%	91.6%	91.4%
% of Patients satisfied with the time they had to wait for an appointment	8	10	80.0%	88.7%	88.1%	87.7%

* This is based on patients treated on this contract for their most recent course of treatment. Figures in italics indicate the base number of FP17s or Patient Questionnaire responses are less than 100. N/A is shown where the base number of responses is less than 10 during the period. % is calculated as Quantity/Base number*100

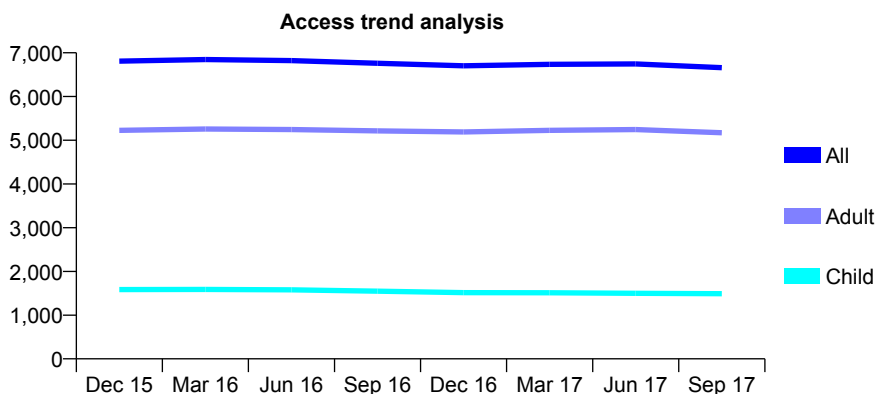
Q50 - Vital Signs At a Glance Contract Report for 643181/0002 - September 2017

Name or company name	MR RP BERRY
Contract type name	GDS Contract
Purpose of contract	General
Contract start date	01/04/2006
Contract end date	

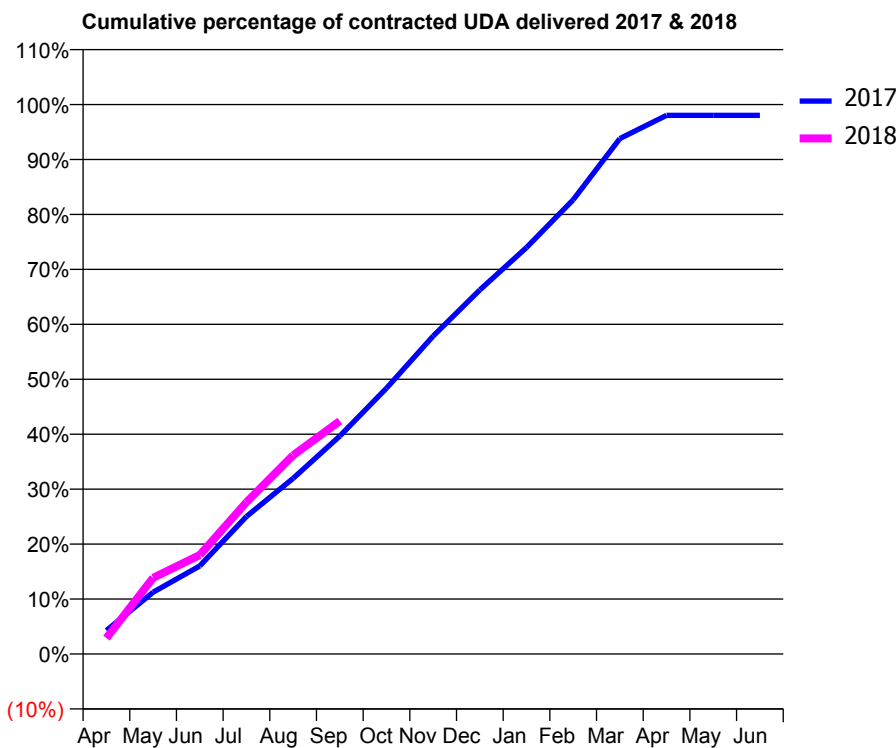
17/18 Contracted general activity (UDA)	17,500
Carry forward general activity (UDA)	0
17/18 Contracted orthodontic activity (UOA)	0
Carry forward orthodontic activity (UOA)	0
Baseline contract value	£527,244.61

ACCESS*

Patients seen in 24 months	Total	Change since previous quarter
Quarter ending September 2016	6,761	
Quarter ending December 2016	6,703	→
Quarter ending March 2017	6,737	→
Quarter ending June 2017	6,746	→
Quarter ending September 2017	6,661	↓
Variance since September 2016	(1.5%)	↓



ACTIVITY



Month	Adjusted Scheduled Activity (UDA)	
	2017	2018
April	750	508
May	1,967	2,426
June	2,803	3,153
July	4,382	4,835
August	5,594	6,331
September	6,943	7,422
October	8,467	
November	10,125	
December	11,595	
January	12,947	
February	14,468	
March	16,415	
April	17,155	
May	17,153	
June	17,156	

QUALITY

	Quantity	Base Number	Contract	AT	Region	England
% of FP17s for the same patient ID Re-attending within 3 months - Children	64	1,192	5.4%	9.6%	12.8%	11.9%
% of FP17s for the same patient ID Re-attending within 3 months - Adults	492	3,775	13.0%	13.4%	16.5%	15.9%
% of FP17s for the same patient ID Re-attending between 3 & 9 months - Children	826	1,192	69.3%	63.9%	59.7%	58.1%
% of FP17s for the same patient ID Re-attending between 3 & 9 months - Adults	2,027	3,775	53.7%	55.5%	53.0%	50.6%
% of FP17s for Band 1 Urgent Courses	294	3,774	7.8%	7.4%	9.2%	9.1%
% of FP17s Relating to Free Repair or Replacements	29	3,774	0.8%	0.9%	1.0%	0.8%
% of FP17s Relating to Continuations	30	3,774	0.8%	1.2%	1.2%	1.1%
% of Patients satisfied with the dentistry they have received	42	45	93.3%	92.1%	91.6%	91.4%
% of Patients satisfied with the time they had to wait for an appointment	42	45	93.3%	88.7%	88.1%	87.7%

* This is based on patients treated on this contract for their most recent course of treatment. Figures in italics indicate the base number of FP17s or Patient Questionnaire responses are less than 100. N/A is shown where the base number of responses is less than 10 during the period. % is calculated as Quantity/Base number*100

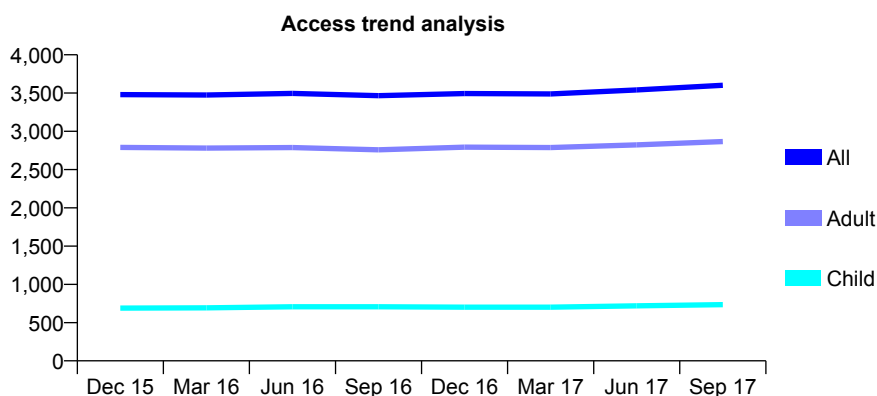
Q50 - Vital Signs At a Glance Contract Report for 648647/0001 - September 2017

Name or company name	MISS AJ BERRY
Contract type name	GDS Contract
Purpose of contract	General
Contract start date	01/04/2006
Contract end date	

17/18 Contracted general activity (UDA)	8,752
Carry forward general activity (UDA)	0
17/18 Contracted orthodontic activity (UOA)	0
Carry forward orthodontic activity (UOA)	0
Baseline contract value	£272,473.82

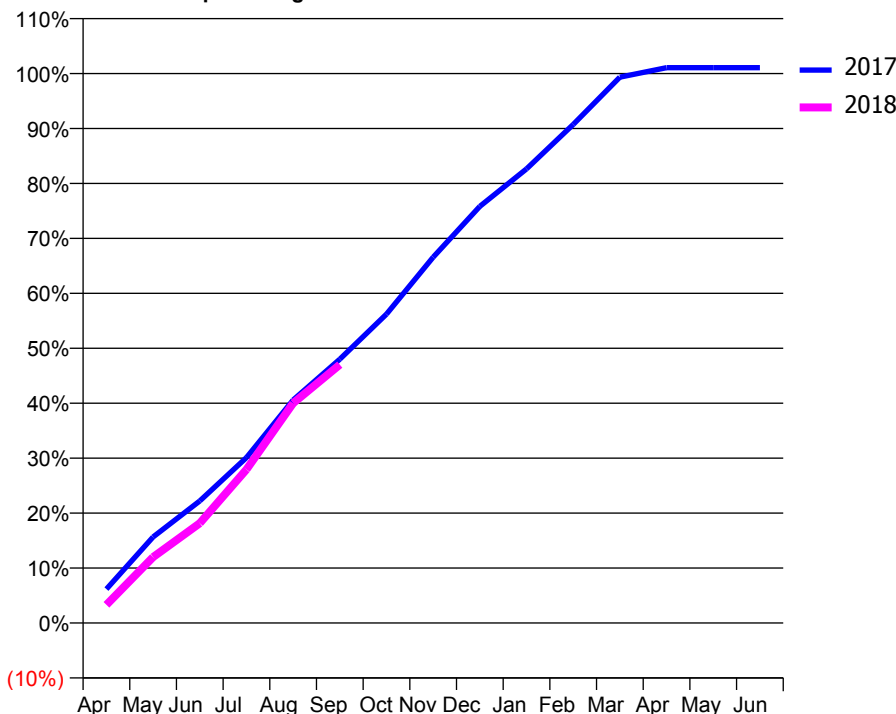
ACCESS*

Patients seen in 24 months	Total	Change since previous quarter
Quarter ending September 2016	3,466	
Quarter ending December 2016	3,494	→
Quarter ending March 2017	3,489	→
Quarter ending June 2017	3,541	→
Quarter ending September 2017	3,601	→
Variance since September 2016	3.9%	↑



ACTIVITY

Cumulative percentage of contracted UDA delivered 2017 & 2018



Adjusted Scheduled Activity (UDA)

Month	2017	2018
April	540	289
May	1,372	1,049
June	1,945	1,590
July	2,635	2,446
August	3,552	3,501
September	4,202	4,116
October	4,921	
November	5,827	
December	6,635	
January	7,232	
February	7,939	
March	8,694	
April	8,845	
May	8,845	
June	8,845	

QUALITY

	Quantity	Base Number	Contract	AT	Region	England
% of FP17s for the same patient ID Re-attending within 3 months - Children	10	572	1.7%	9.6%	12.8%	11.9%
% of FP17s for the same patient ID Re-attending within 3 months - Adults	108	1,753	6.2%	13.4%	16.5%	15.9%
% of FP17s for the same patient ID Re-attending between 3 & 9 months - Children	398	572	69.6%	63.9%	59.7%	58.1%
% of FP17s for the same patient ID Re-attending between 3 & 9 months - Adults	462	1,753	26.4%	55.5%	53.0%	50.6%
% of FP17s for Band 1 Urgent Courses	38	2,225	1.7%	7.4%	9.2%	9.1%
% of FP17s Relating to Free Repair or Replacements	4	2,225	0.2%	0.9%	1.0%	0.8%
% of FP17s Relating to Continuations	11	2,225	0.5%	1.2%	1.2%	1.1%
% of Patients satisfied with the dentistry they have received	13	13	100.0%	92.1%	91.6%	91.4%
% of Patients satisfied with the time they had to wait for an appointment	13	13	100.0%	88.7%	88.1%	87.7%

* This is based on patients treated on this contract for their most recent course of treatment. Figures in italics indicate the base number of FP17s or Patient Questionnaire responses are less than 100. N/A is shown where the base number of responses is less than 10 during the period. % is calculated as Quantity/Base number*100

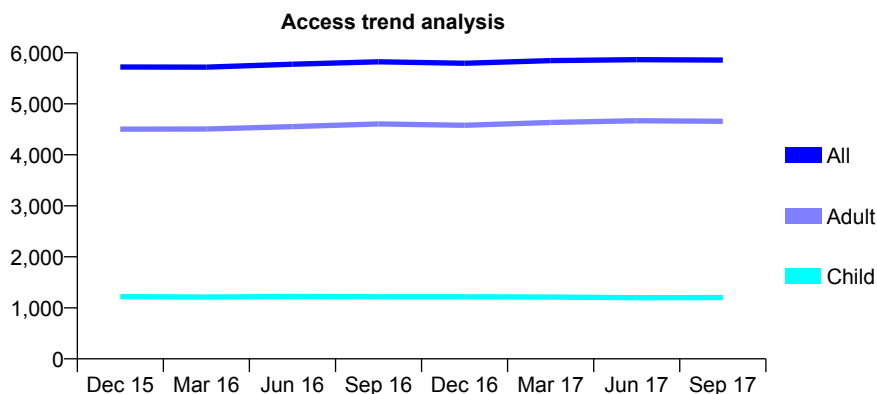
Q50 - Vital Signs At a Glance Contract Report for 651311/0001 - September 2017

Name or company name	MR MA AMOS
Contract type name	GDS Contract
Purpose of contract	General
Contract start date	01/04/2006
Contract end date	

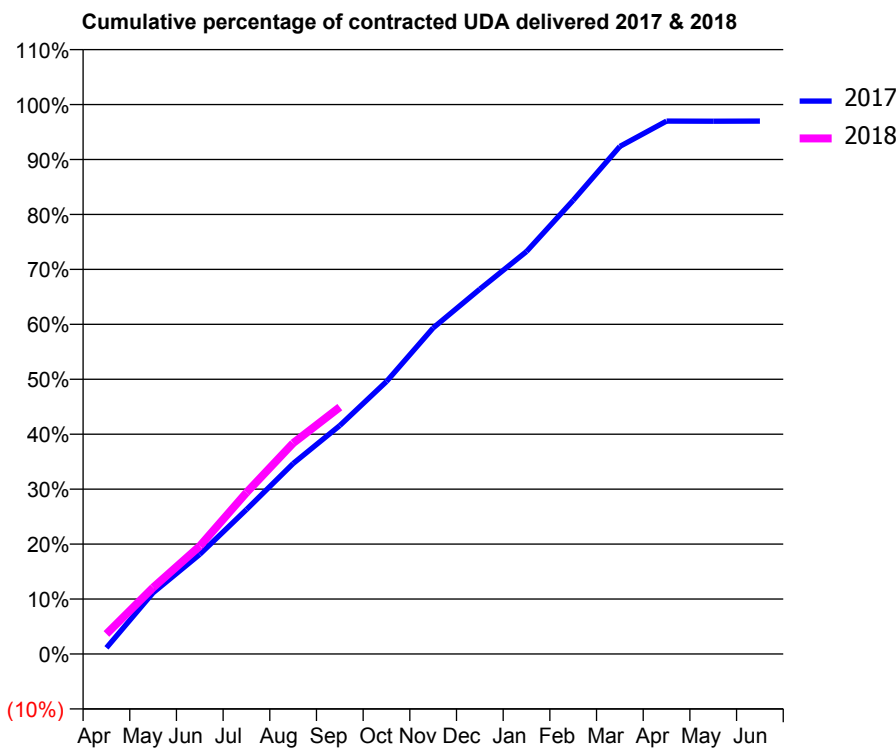
17/18 Contracted general activity (UDA)	14,800
Carry forward general activity (UDA)	0
17/18 Contracted orthodontic activity (UOA)	0
Carry forward orthodontic activity (UOA)	0
Baseline contract value	£346,269.66

ACCESS*

Patients seen in 24 months	Total	Change since previous quarter
Quarter ending September 2016	5,823	
Quarter ending December 2016	5,796	→
Quarter ending March 2017	5,847	→
Quarter ending June 2017	5,866	→
Quarter ending September 2017	5,858	→
Variance since September 2016	0.6%	→



ACTIVITY



Month	Adjusted Scheduled Activity (UDA)	
	2017	2018
April	169	541
May	1,650	1,790
June	2,686	2,907
July	3,891	4,346
August	5,132	5,681
September	6,155	6,651
October	7,338	
November	8,783	
December	9,828	
January	10,842	
February	12,220	
March	13,669	
April	14,353	
May	14,351	
June	14,352	

QUALITY

	Quantity	Base Number	Contract	AT	Region	England
% of FP17s for the same patient ID Re-attending within 3 months - Children	126	1,112	11.3%	9.6%	12.8%	11.9%
% of FP17s for the same patient ID Re-attending within 3 months - Adults	515	3,573	14.4%	13.4%	16.5%	15.9%
% of FP17s for the same patient ID Re-attending between 3 & 9 months - Children	757	1,112	68.1%	63.9%	59.7%	58.1%
% of FP17s for the same patient ID Re-attending between 3 & 9 months - Adults	1,989	3,573	55.7%	55.5%	53.0%	50.6%
% of FP17s for Band 1 Urgent Courses	133	3,731	3.6%	7.4%	9.2%	9.1%
% of FP17s Relating to Free Repair or Replacements	39	3,731	1.0%	0.9%	1.0%	0.8%
% of FP17s Relating to Continuations	39	3,731	1.0%	1.2%	1.2%	1.1%
% of Patients satisfied with the dentistry they have received	22	23	95.7%	92.1%	91.6%	91.4%
% of Patients satisfied with the time they had to wait for an appointment	22	23	95.7%	88.7%	88.1%	87.7%

* This is based on patients treated on this contract for their most recent course of treatment. Figures in italics indicate the base number of FP17s or Patient Questionnaire responses are less than 100. N/A is shown where the base number of responses is less than 10 during the period. % is calculated as Quantity/Base number*100

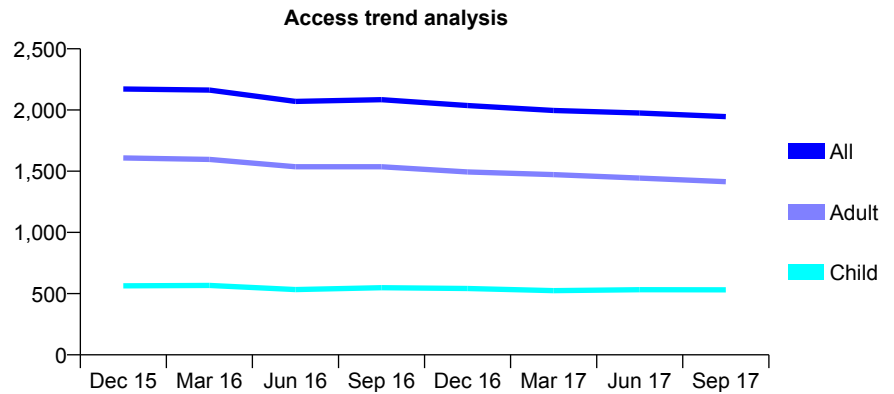
Q50 - Vital Signs At a Glance Contract Report for 651788/0001 - September 2017

Name or company name	MR A MOHAGH
Contract type name	GDS Contract
Purpose of contract	General
Contract start date	01/04/2006
Contract end date	

17/18 Contracted general activity (UDA)	5,051
Carry forward general activity (UDA)	0
17/18 Contracted orthodontic activity (UOA)	0
Carry forward orthodontic activity (UOA)	0
Baseline contract value	£129,571.50

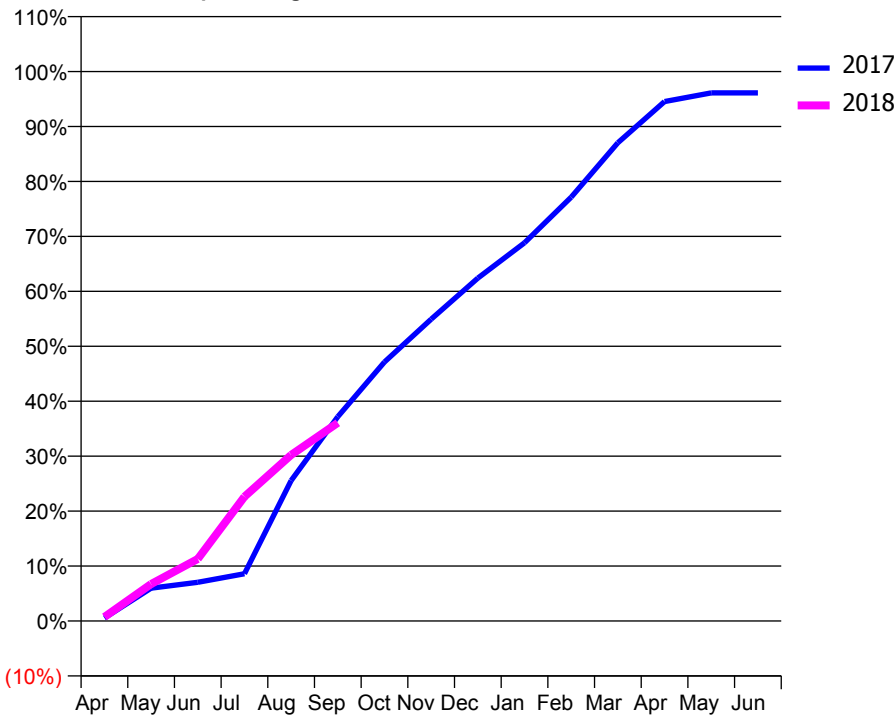
ACCESS*

Patients seen in 24 months	Total	Change since previous quarter
Quarter ending September 2016	2,084	
Quarter ending December 2016	2,036	↓
Quarter ending March 2017	1,996	↓
Quarter ending June 2017	1,976	↓
Quarter ending September 2017	1,946	↓
Variance since September 2016	(6.6%)	↓



ACTIVITY

Cumulative percentage of contracted UDA delivered 2017 & 2018



Month	Adjusted Scheduled Activity (UDA)	
	2017	2018
April	27	37
May	302	340
June	357	571
July	435	1,143
August	1,291	1,527
September	1,879	1,822
October	2,380	
November	2,775	
December	3,152	
January	3,476	
February	3,895	
March	4,397	
April	4,774	
May	4,855	
June	4,855	

QUALITY

	Quantity	Base Number	Contract	AT	Region	England
% of FP17s for the same patient ID Re-attending within 3 months - Children	51	382	13.4%	9.6%	12.8%	11.9%
% of FP17s for the same patient ID Re-attending within 3 months - Adults	57	689	8.3%	13.4%	16.5%	15.9%
% of FP17s for the same patient ID Re-attending between 3 & 9 months - Children	196	382	51.3%	63.9%	59.7%	58.1%
% of FP17s for the same patient ID Re-attending between 3 & 9 months - Adults	239	689	34.7%	55.5%	53.0%	50.6%
% of FP17s for Band 1 Urgent Courses	66	916	7.2%	7.4%	9.2%	9.1%
% of FP17s Relating to Free Repair or Replacements	1	916	0.1%	0.9%	1.0%	0.8%
% of FP17s Relating to Continuations	0	916	0.0%	1.2%	1.2%	1.1%
% of Patients satisfied with the dentistry they have received	7	8	N/A	92.1%	91.6%	91.4%
% of Patients satisfied with the time they had to wait for an appointment	7	8	N/A	88.7%	88.1%	87.7%

* This is based on patients treated on this contract for their most recent course of treatment. Figures in italics indicate the base number of FP17s or Patient Questionnaire responses are less than 100. N/A is shown where the base number of responses is less than 10 during the period. % is calculated as Quantity/Base number*100

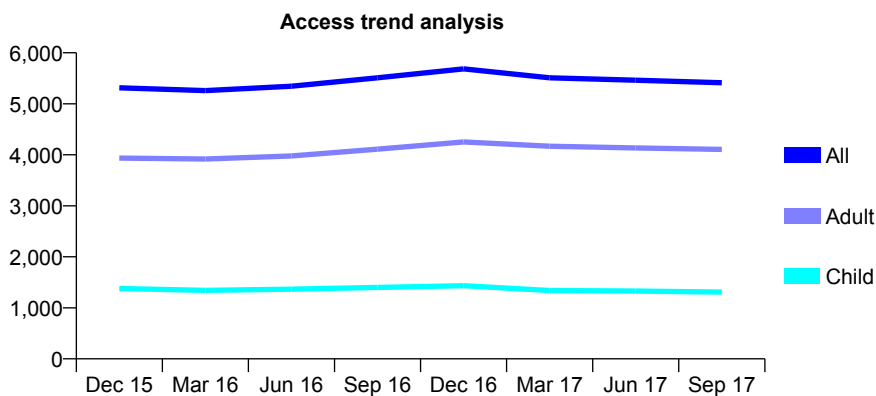
Q50 - Vital Signs At a Glance Contract Report for 678473/0001 - September 2017

Name or company name	MR TJ SPENCE
Contract type name	GDS Contract
Purpose of contract	General
Contract start date	01/04/2006
Contract end date	

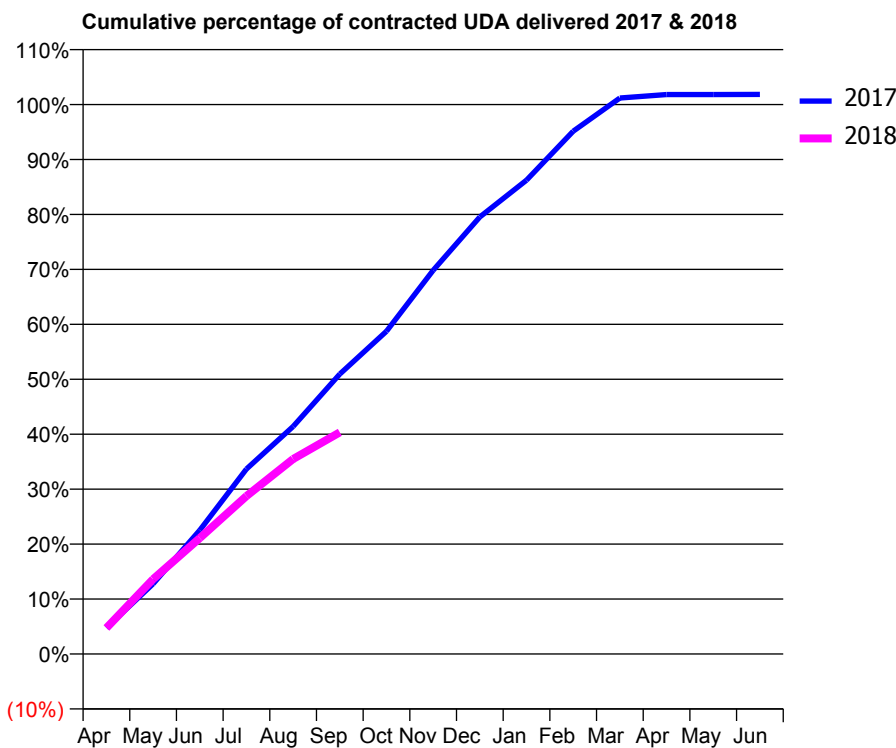
17/18 Contracted general activity (UDA)	16,050
Carry forward general activity (UDA)	0
17/18 Contracted orthodontic activity (UOA)	0
Carry forward orthodontic activity (UOA)	0
Baseline contract value	£451,509.89

ACCESS*

Patients seen in 24 months	Total	Change since previous quarter
Quarter ending September 2016	5,510	
Quarter ending December 2016	5,686	↑
Quarter ending March 2017	5,509	↓
Quarter ending June 2017	5,464	→
Quarter ending September 2017	5,414	→
Variance since September 2016	(1.7%)	↓



ACTIVITY



Month	Adjusted Scheduled Activity (UDA)	
	2017	2018
April	764	760
May	2,050	2,186
June	3,616	3,387
July	5,406	4,612
August	6,646	5,695
September	8,176	6,475
October	9,429	
November	11,209	
December	12,765	
January	13,838	
February	15,270	
March	16,239	
April	16,339	
May	16,342	
June	16,344	

QUALITY

	Quantity	Base Number	Contract	AT	Region	England
% of FP17s for the same patient ID Re-attending within 3 months - Children	74	984	7.5%	9.6%	12.8%	11.9%
% of FP17s for the same patient ID Re-attending within 3 months - Adults	292	2,746	10.6%	13.4%	16.5%	15.9%
% of FP17s for the same patient ID Re-attending between 3 & 9 months - Children	699	984	71.0%	63.9%	59.7%	58.1%
% of FP17s for the same patient ID Re-attending between 3 & 9 months - Adults	1,925	2,746	70.1%	55.5%	53.0%	50.6%
% of FP17s for Band 1 Urgent Courses	223	3,691	6.0%	7.4%	9.2%	9.1%
% of FP17s Relating to Free Repair or Replacements	32	3,691	0.9%	0.9%	1.0%	0.8%
% of FP17s Relating to Continuations	26	3,691	0.7%	1.2%	1.2%	1.1%
% of Patients satisfied with the dentistry they have received	16	17	94.1%	92.1%	91.6%	91.4%
% of Patients satisfied with the time they had to wait for an appointment	16	17	94.1%	88.7%	88.1%	87.7%

* This is based on patients treated on this contract for their most recent course of treatment. Figures in italics indicate the base number of FP17s or Patient Questionnaire responses are less than 100. N/A is shown where the base number of responses is less than 10 during the period. % is calculated as Quantity/Base number*100

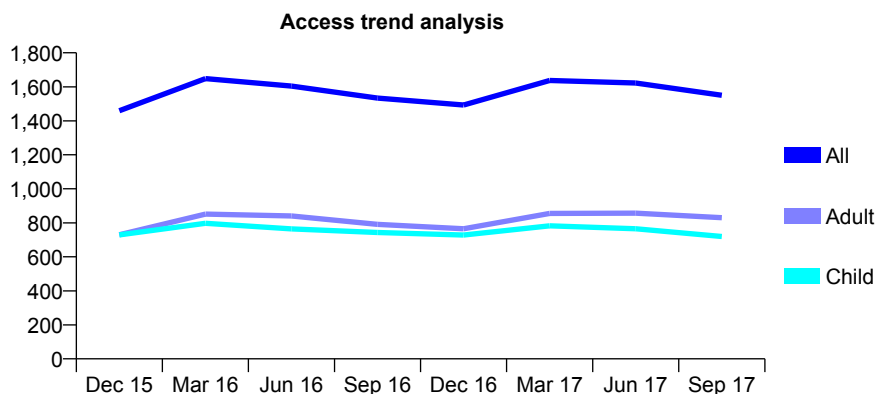
Q50 - Vital Signs At a Glance Contract Report for 678473/0002 - September 2017

Name or company name	MR TJ SPENCE
Contract type name	GDS Contract
Purpose of contract	General
Contract start date	01/04/2006
Contract end date	

17/18 Contracted general activity (UDA)	3,787
Carry forward general activity (UDA)	0
17/18 Contracted orthodontic activity (UOA)	0
Carry forward orthodontic activity (UOA)	0
Baseline contract value	£98,558.23

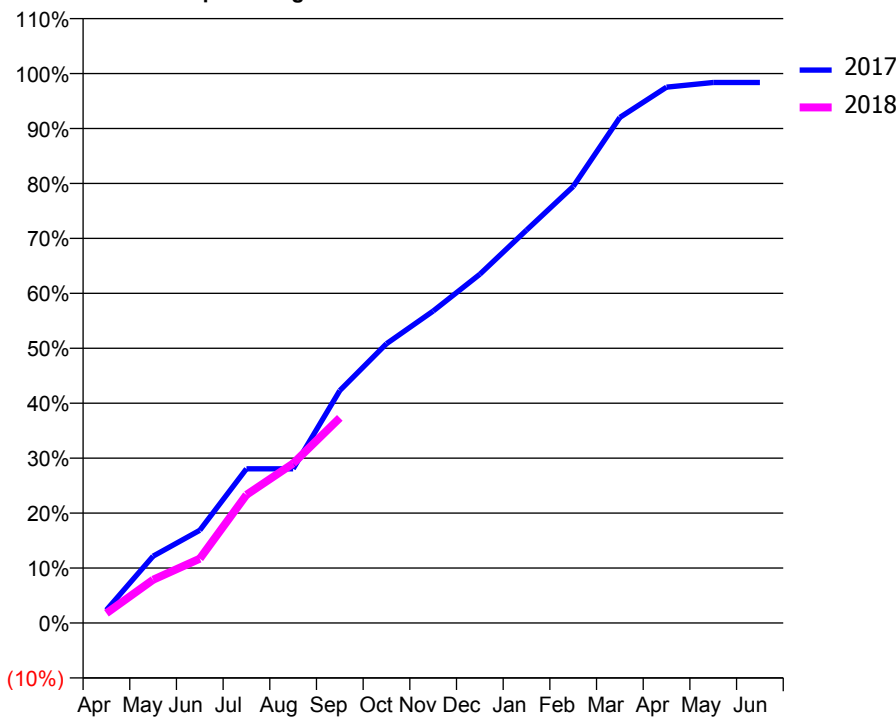
ACCESS*

Patients seen in 24 months	Total	Change since previous quarter
Quarter ending September 2016	1,534	
Quarter ending December 2016	1,493	↓
Quarter ending March 2017	1,637	↑
Quarter ending June 2017	1,622	→
Quarter ending September 2017	1,550	↓
Variance since September 2016	1.0%	→



ACTIVITY

Cumulative percentage of contracted UDA delivered 2017 & 2018



Month	Adjusted Scheduled Activity (UDA)	
	2017	2018
April	90	67
May	461	299
June	639	443
July	1,063	883
August	1,063	1,100
September	1,602	1,414
October	1,924	
November	2,150	
December	2,404	
January	2,708	
February	3,008	
March	3,484	
April	3,693	
May	3,725	
June	3,725	

QUALITY

	Quantity	Base Number	Contract	AT	Region	England
% of FP17s for the same patient ID Re-attending within 3 months - Children	35	504	6.9%	9.6%	12.8%	11.9%
% of FP17s for the same patient ID Re-attending within 3 months - Adults	37	470	7.9%	13.4%	16.5%	15.9%
% of FP17s for the same patient ID Re-attending between 3 & 9 months - Children	352	504	69.8%	63.9%	59.7%	58.1%
% of FP17s for the same patient ID Re-attending between 3 & 9 months - Adults	312	470	66.4%	55.5%	53.0%	50.6%
% of FP17s for Band 1 Urgent Courses	32	879	3.6%	7.4%	9.2%	9.1%
% of FP17s Relating to Free Repair or Replacements	10	879	1.1%	0.9%	1.0%	0.8%
% of FP17s Relating to Continuations	4	879	0.5%	1.2%	1.2%	1.1%
% of Patients satisfied with the dentistry they have received	5	5	N/A	92.1%	91.6%	91.4%
% of Patients satisfied with the time they had to wait for an appointment	4	5	N/A	88.7%	88.1%	87.7%

* This is based on patients treated on this contract for their most recent course of treatment. Figures in italics indicate the base number of FP17s or Patient Questionnaire responses are less than 100. N/A is shown where the base number of responses is less than 10 during the period. % is calculated as Quantity/Base number*100

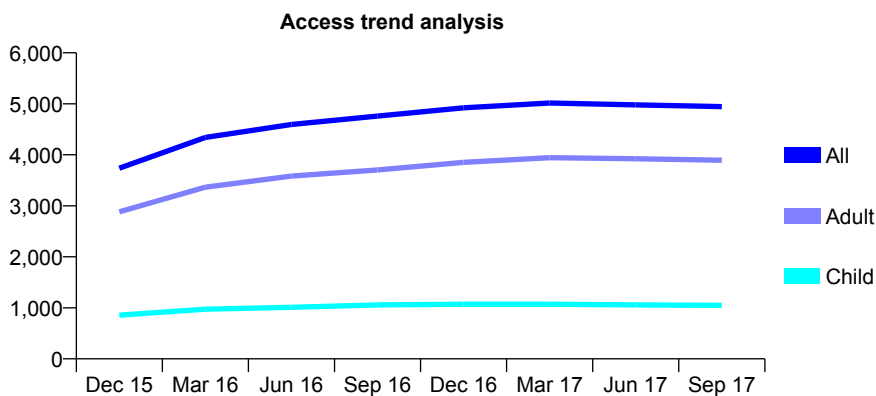
Q50 - Vital Signs At a Glance Contract Report for 682985/0001 - September 2017

Name or company name	MRS ZR BURNS
Contract type name	GDS Contract
Purpose of contract	General
Contract start date	01/04/2015
Contract end date	

17/18 Contracted general activity (UDA)	16,157
Carry forward general activity (UDA)	0
17/18 Contracted orthodontic activity (UOA)	0
Carry forward orthodontic activity (UOA)	0
Baseline contract value	£381,662.63

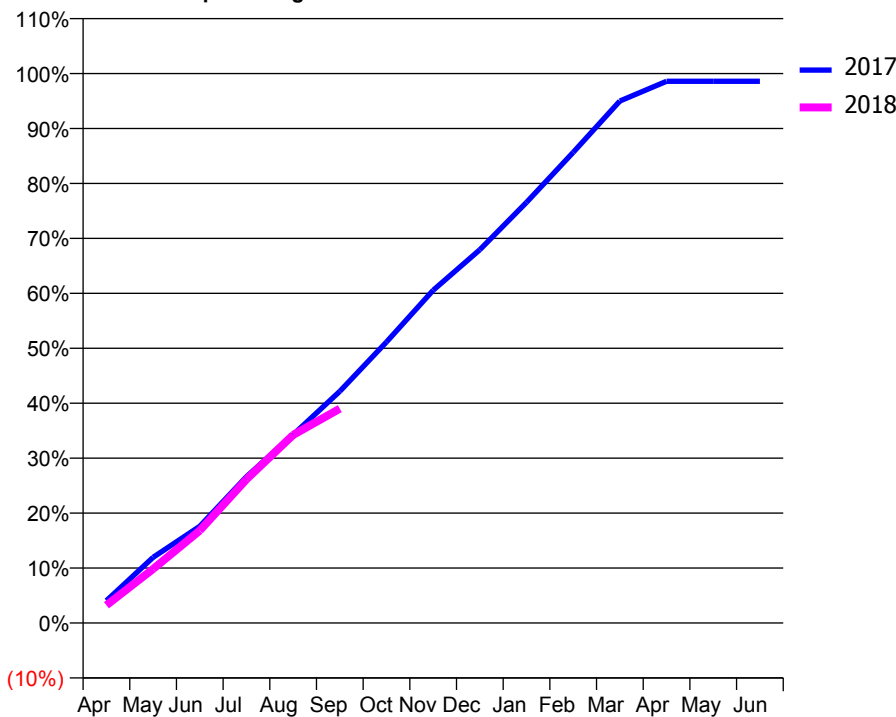
ACCESS*

Patients seen in 24 months	Total	Change since previous quarter
Quarter ending September 2016	4,760	
Quarter ending December 2016	4,922	↑
Quarter ending March 2017	5,015	→
Quarter ending June 2017	4,979	→
Quarter ending September 2017	4,945	→
Variance since September 2016	3.9%	↑



ACTIVITY

Cumulative percentage of contracted UDA delivered 2017 & 2018



Adjusted Scheduled Activity (UDA)

Month	2017	2018
April	657	524
May	1,932	1,591
June	2,845	2,721
July	4,305	4,225
August	5,540	5,532
September	6,811	6,301
October	8,262	
November	9,786	
December	10,976	
January	12,370	
February	13,839	
March	15,349	
April	15,928	
May	15,929	
June	15,929	

QUALITY

	Quantity	Base Number	Contract	AT	Region	England
% of FP17s for the same patient ID Re-attending within 3 months - Children	60	834	7.2%	9.6%	12.8%	11.9%
% of FP17s for the same patient ID Re-attending within 3 months - Adults	351	2,734	12.8%	13.4%	16.5%	15.9%
% of FP17s for the same patient ID Re-attending between 3 & 9 months - Children	571	834	68.5%	63.9%	59.7%	58.1%
% of FP17s for the same patient ID Re-attending between 3 & 9 months - Adults	1,834	2,734	67.1%	55.5%	53.0%	50.6%
% of FP17s for Band 1 Urgent Courses	178	3,323	5.4%	7.4%	9.2%	9.1%
% of FP17s Relating to Free Repair or Replacements	24	3,323	0.7%	0.9%	1.0%	0.8%
% of FP17s Relating to Continuations	43	3,323	1.3%	1.2%	1.2%	1.1%
% of Patients satisfied with the dentistry they have received	11	12	91.7%	92.1%	91.6%	91.4%
% of Patients satisfied with the time they had to wait for an appointment	11	12	91.7%	88.7%	88.1%	87.7%

* This is based on patients treated on this contract for their most recent course of treatment. Figures in italics indicate the base number of FP17s or Patient Questionnaire responses are less than 100. N/A is shown where the base number of responses is less than 10 during the period. % is calculated as Quantity/Base number*100

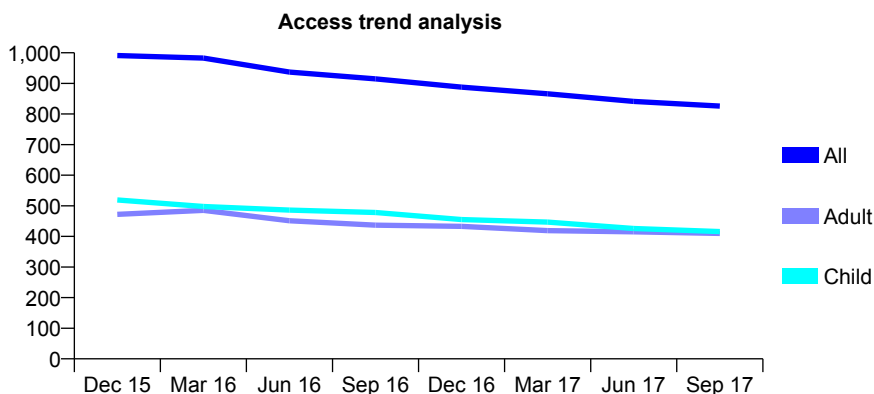
Q50 - Vital Signs At a Glance Contract Report for 706523/0001 - September 2017

Name or company name	MR AD BERWICK
Contract type name	GDS Contract
Purpose of contract	General
Contract start date	01/04/2014
Contract end date	

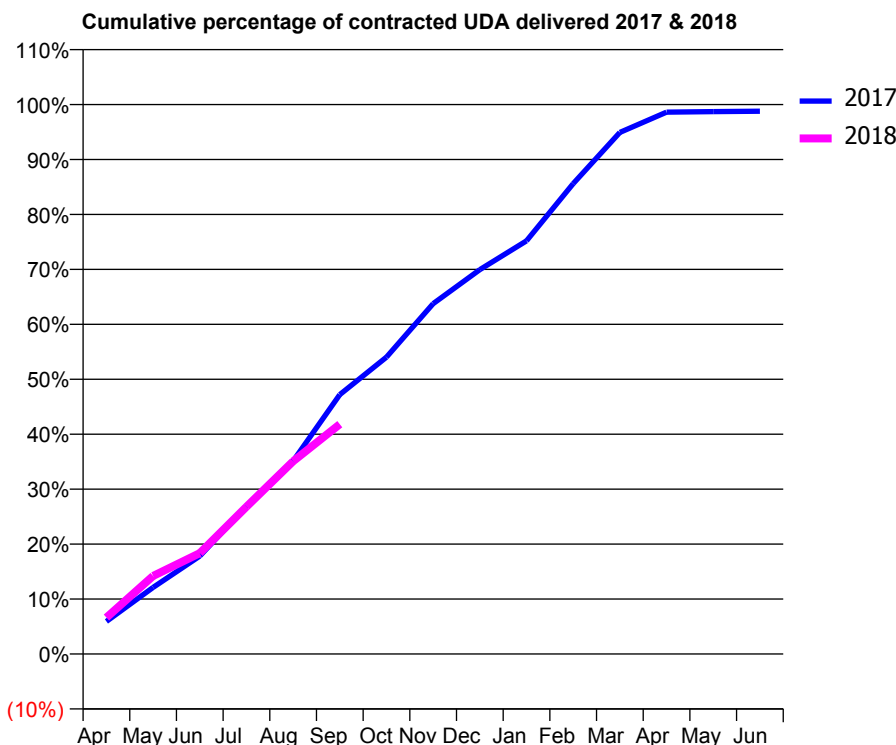
17/18 Contracted general activity (UDA)	2,320
Carry forward general activity (UDA)	0
17/18 Contracted orthodontic activity (UOA)	0
Carry forward orthodontic activity (UOA)	0
Baseline contract value	£64,917.02

ACCESS*

Patients seen in 24 months	Total	Change since previous quarter
Quarter ending September 2016	915	
Quarter ending December 2016	888	↓
Quarter ending March 2017	866	↓
Quarter ending June 2017	841	↓
Quarter ending September 2017	826	↓
Variance since September 2016	(9.7%)	↓



ACTIVITY



Adjusted Scheduled Activity (UDA)		
Month	2017	2018
April	138	154
May	281	330
June	413	426
July	624	622
August	815	814
September	1,095	970
October	1,253	
November	1,479	
December	1,623	
January	1,744	
February	1,986	
March	2,202	
April	2,288	
May	2,290	
June	2,292	

QUALITY

	Quantity	Base Number	Contract	AT	Region	England
% of FP17s for the same patient ID Re-attending within 3 months - Children	25	390	6.4%	9.6%	12.8%	11.9%
% of FP17s for the same patient ID Re-attending within 3 months - Adults	53	295	18.0%	13.4%	16.5%	15.9%
% of FP17s for the same patient ID Re-attending between 3 & 9 months - Children	313	390	80.3%	63.9%	59.7%	58.1%
% of FP17s for the same patient ID Re-attending between 3 & 9 months - Adults	173	295	58.6%	55.5%	53.0%	50.6%
% of FP17s for Band 1 Urgent Courses	16	625	2.6%	7.4%	9.2%	9.1%
% of FP17s Relating to Free Repair or Replacements	2	625	0.3%	0.9%	1.0%	0.8%
% of FP17s Relating to Continuations	17	625	2.7%	1.2%	1.2%	1.1%
% of Patients satisfied with the dentistry they have received	2	2	N/A	92.1%	91.6%	91.4%
% of Patients satisfied with the time they had to wait for an appointment	2	2	N/A	88.7%	88.1%	87.7%

* This is based on patients treated on this contract for their most recent course of treatment. Figures in italics indicate the base number of FP17s or Patient Questionnaire responses are less than 100. N/A is shown where the base number of responses is less than 10 during the period. % is calculated as Quantity/Base number*100

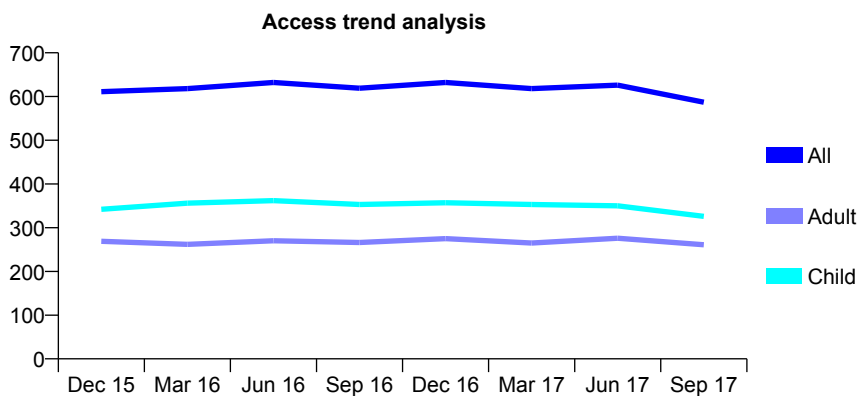
Q50 - Vital Signs At a Glance Contract Report for 725153/0002 - September 2017

Name or company name	MR DC GILKESON
Contract type name	GDS Contract
Purpose of contract	General
Contract start date	23/12/2012
Contract end date	

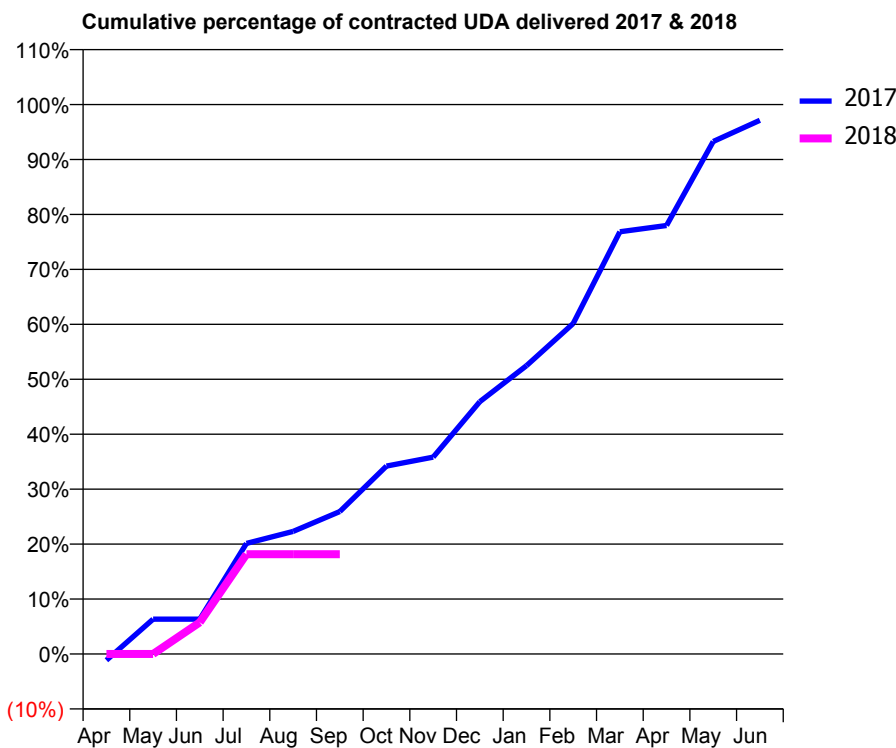
17/18 Contracted general activity (UDA)	1,390
Carry forward general activity (UDA)	0
17/18 Contracted orthodontic activity (UOA)	0
Carry forward orthodontic activity (UOA)	0
Baseline contract value	£41,832.16

ACCESS*

Patients seen in 24 months	Total	Change since previous quarter
Quarter ending September 2016	619	
Quarter ending December 2016	632	↑
Quarter ending March 2017	618	↓
Quarter ending June 2017	626	→
Quarter ending September 2017	587	↓
Variance since September 2016	(5.2%)	↓



ACTIVITY



Month	Adjusted Scheduled Activity (UDA)	
	2017	2018
April	-16	0
May	88	0
June	88	80
July	280	253
August	310	253
September	360	253
October	475	
November	498	
December	638	
January	729	
February	836	
March	1,068	
April	1,084	
May	1,296	
June	1,350	

QUALITY

	Quantity	Base Number	Contract	AT	Region	England
% of FP17s for the same patient ID Re-attending within 3 months - Children	4	176	2.3%	9.6%	12.8%	11.9%
% of FP17s for the same patient ID Re-attending within 3 months - Adults	7	96	7.3%	13.4%	16.5%	15.9%
% of FP17s for the same patient ID Re-attending between 3 & 9 months - Children	112	176	63.6%	63.9%	59.7%	58.1%
% of FP17s for the same patient ID Re-attending between 3 & 9 months - Adults	49	96	51.0%	55.5%	53.0%	50.6%
% of FP17s for Band 1 Urgent Courses	0	154	0.0%	7.4%	9.2%	9.1%
% of FP17s Relating to Free Repair or Replacements	0	154	0.0%	0.9%	1.0%	0.8%
% of FP17s Relating to Continuations	1	154	0.6%	1.2%	1.2%	1.1%
% of Patients satisfied with the dentistry they have received	0	0	N/A	92.1%	91.6%	91.4%
% of Patients satisfied with the time they had to wait for an appointment	0	0	N/A	88.7%	88.1%	87.7%

* This is based on patients treated on this contract for their most recent course of treatment. Figures in italics indicate the base number of FP17s or Patient Questionnaire responses are less than 100. N/A is shown where the base number of responses is less than 10 during the period. % is calculated as Quantity/Base number*100

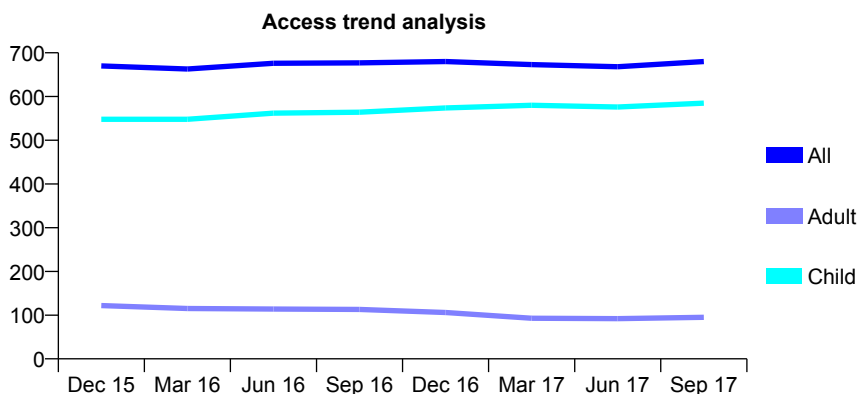
Q50 - Vital Signs At a Glance Contract Report for 732974/0001 - September 2017

Name or company name	MR IJ AUCKLAND
Contract type name	GDS Contract
Purpose of contract	General and Orthodontic
Contract start date	01/04/2006
Contract end date	

17/18 Contracted general activity (UDA)	1,480
Carry forward general activity (UDA)	0
17/18 Contracted orthodontic activity (UOA)	815
Carry forward orthodontic activity (UOA)	0
Baseline contract value	£113,046.54

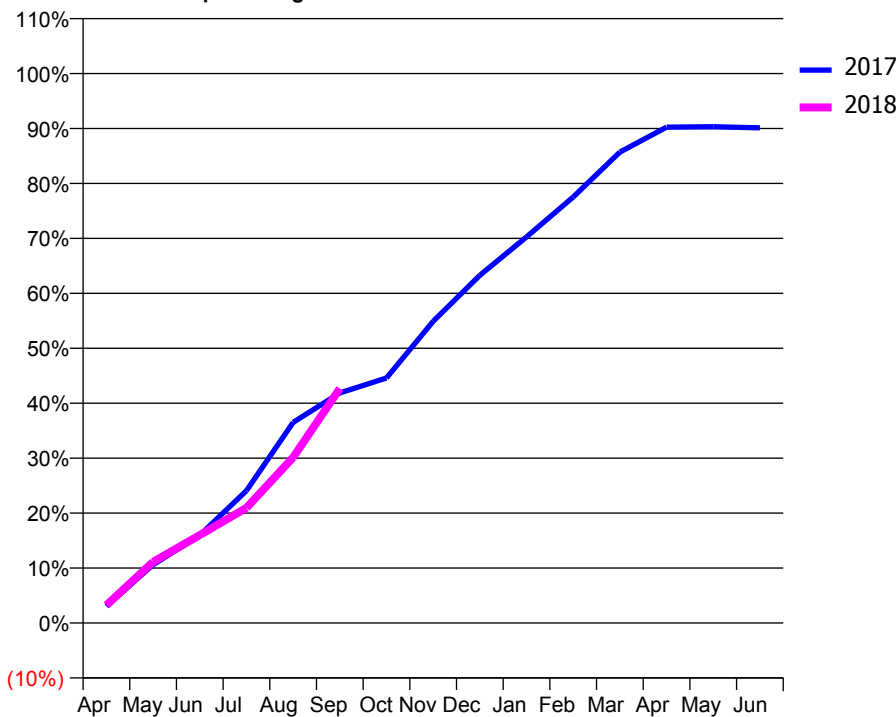
ACCESS*

Patients seen in 24 months	Total	Change since previous quarter
Quarter ending September 2016	677	
Quarter ending December 2016	680	→
Quarter ending March 2017	673	↓
Quarter ending June 2017	668	→
Quarter ending September 2017	680	→
Variance since September 2016	0.4%	→



ACTIVITY

Cumulative percentage of contracted UDA delivered 2017 & 2018



Month	Adjusted Scheduled Activity (UDA)	
	2017	2018
April	45	48
May	157	165
June	236	237
July	357	310
August	540	446
September	620	632
October	660	
November	813	
December	936	
January	1,040	
February	1,147	
March	1,268	
April	1,336	
May	1,337	
June	1,334	

QUALITY

	Quantity	Base Number	Contract	AT	Region	England
% of FP17s for the same patient ID Re-attending within 3 months - Children	58	560	10.4%	9.6%	12.8%	11.9%
% of FP17s for the same patient ID Re-attending within 3 months - Adults	0	22	0.0%	13.4%	16.5%	15.9%
% of FP17s for the same patient ID Re-attending between 3 & 9 months - Children	369	560	65.9%	63.9%	59.7%	58.1%
% of FP17s for the same patient ID Re-attending between 3 & 9 months - Adults	14	22	63.6%	55.5%	53.0%	50.6%
% of FP17s for Band 1 Urgent Courses	8	456	1.8%	7.4%	9.2%	9.1%
% of FP17s Relating to Free Repair or Replacements	0	456	0.0%	0.9%	1.0%	0.8%
% of FP17s Relating to Continuations	0	456	0.0%	1.2%	1.2%	1.1%
% of Patients satisfied with the dentistry they have received	2	2	N/A	92.1%	91.6%	91.4%
% of Patients satisfied with the time they had to wait for an appointment	2	2	N/A	88.7%	88.1%	87.7%

* This is based on patients treated on this contract for their most recent course of treatment. Figures in italics indicate the base number of FP17s or Patient Questionnaire responses are less than 100. N/A is shown where the base number of responses is less than 10 during the period. % is calculated as Quantity/Base number*100

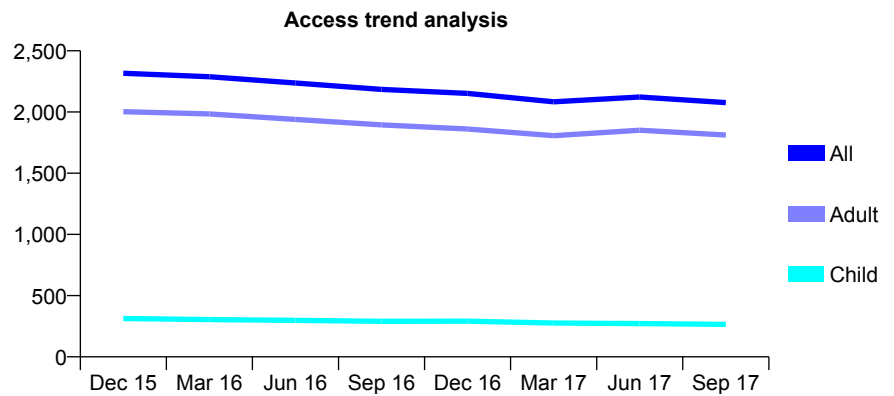
Q50 - Vital Signs At a Glance Contract Report for 736449/0001 - September 2017

Name or company name	MR N SINCLAIR
Contract type name	GDS Contract
Purpose of contract	General
Contract start date	01/04/2006
Contract end date	

17/18 Contracted general activity (UDA)	9,815
Carry forward general activity (UDA)	0
17/18 Contracted orthodontic activity (UOA)	0
Carry forward orthodontic activity (UOA)	0
Baseline contract value	£225,568.47

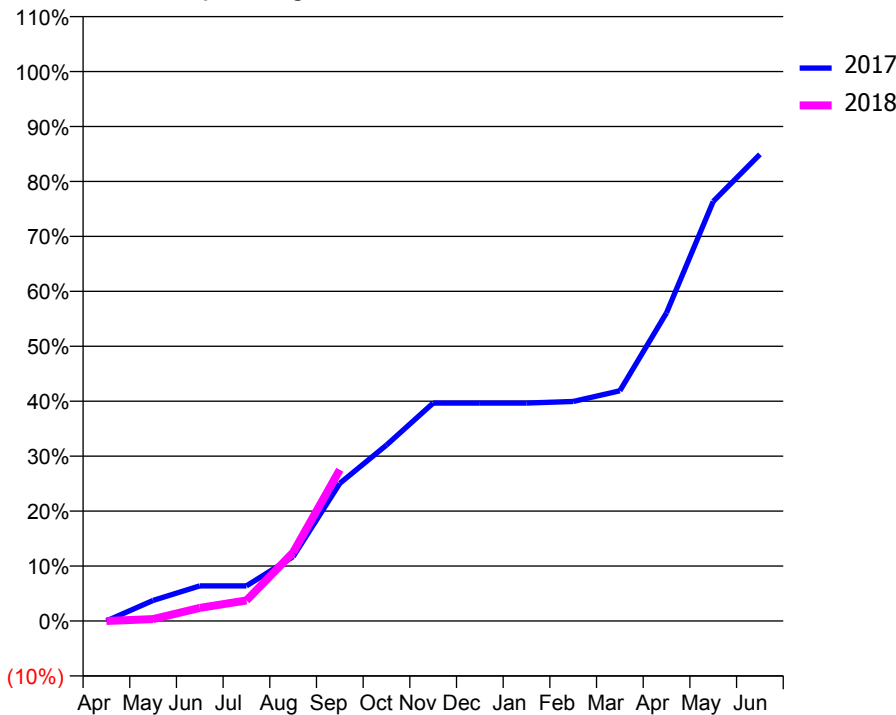
ACCESS*

Patients seen in 24 months	Total	Change since previous quarter
Quarter ending September 2016	2,185	
Quarter ending December 2016	2,152	↓
Quarter ending March 2017	2,083	↓
Quarter ending June 2017	2,123	→
Quarter ending September 2017	2,077	↓
Variance since September 2016	(4.9%)	↓



ACTIVITY

Cumulative percentage of contracted UDA delivered 2017 & 2018



Month	Adjusted Scheduled Activity (UDA)	
	2017	2018
April	0	0
May	368	36
June	628	235
July	628	369
August	1,150	1,226
September	2,458	2,702
October	3,143	
November	3,893	
December	3,893	
January	3,893	
February	3,923	
March	4,113	
April	5,506	
May	7,493	
June	8,334	

QUALITY

	Quantity	Base Number	Contract	AT	Region	England
% of FP17s for the same patient ID Re-attending within 3 months - Children	22	365	6.0%	9.6%	12.8%	11.9%
% of FP17s for the same patient ID Re-attending within 3 months - Adults	391	2,569	15.2%	13.4%	16.5%	15.9%
% of FP17s for the same patient ID Re-attending between 3 & 9 months - Children	284	365	77.8%	63.9%	59.7%	58.1%
% of FP17s for the same patient ID Re-attending between 3 & 9 months - Adults	1,760	2,569	68.5%	55.5%	53.0%	50.6%
% of FP17s for Band 1 Urgent Courses	148	1,229	12.0%	7.4%	9.2%	9.1%
% of FP17s Relating to Free Repair or Replacements	21	1,229	1.7%	0.9%	1.0%	0.8%
% of FP17s Relating to Continuations	5	1,229	0.4%	1.2%	1.2%	1.1%
% of Patients satisfied with the dentistry they have received	12	14	85.7%	92.1%	91.6%	91.4%
% of Patients satisfied with the time they had to wait for an appointment	12	14	85.7%	88.7%	88.1%	87.7%

* This is based on patients treated on this contract for their most recent course of treatment. Figures in italics indicate the base number of FP17s or Patient Questionnaire responses are less than 100. N/A is shown where the base number of responses is less than 10 during the period. % is calculated as Quantity/Base number*100

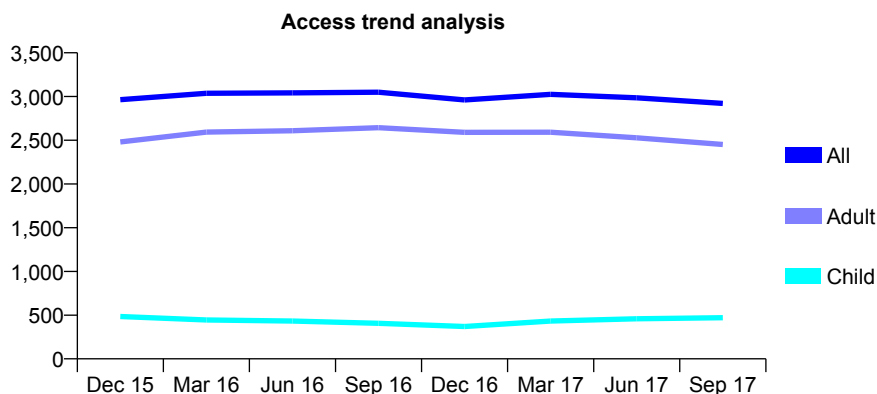
Q50 - Vital Signs At a Glance Contract Report for 737089/0001 - September 2017

Name or company name	MR AN GATECLIFF
Contract type name	GDS Contract
Purpose of contract	General
Contract start date	01/04/2006
Contract end date	

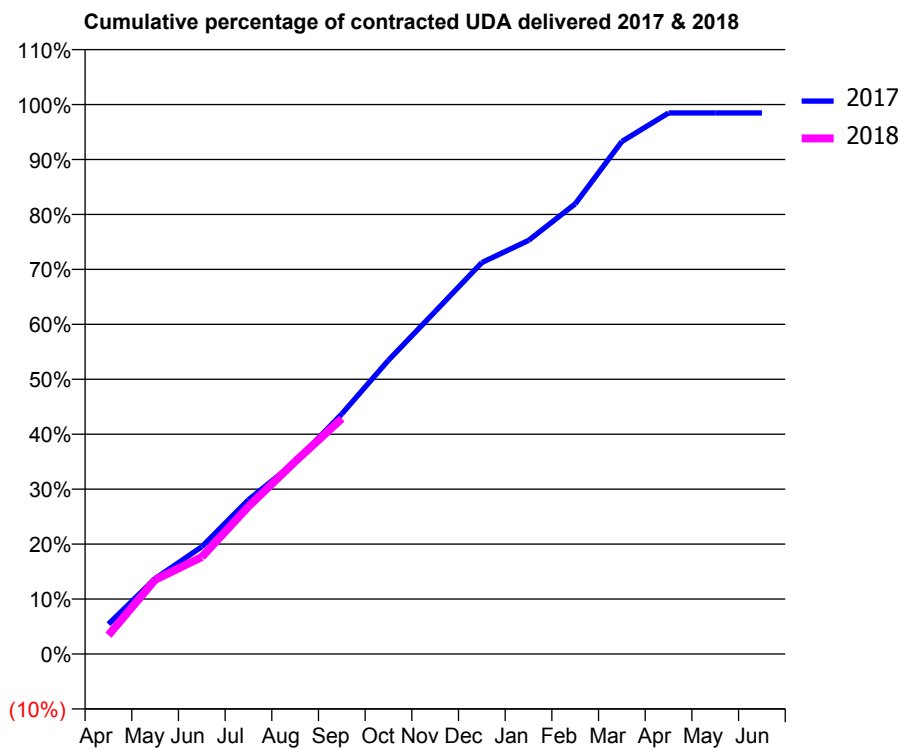
17/18 Contracted general activity (UDA)	8,178
Carry forward general activity (UDA)	0
17/18 Contracted orthodontic activity (UOA)	0
Carry forward orthodontic activity (UOA)	0
Baseline contract value	£258,953.40

ACCESS*

Patients seen in 24 months	Total	Change since previous quarter
Quarter ending September 2016	3,049	
Quarter ending December 2016	2,961	↓
Quarter ending March 2017	3,025	↑
Quarter ending June 2017	2,986	↓
Quarter ending September 2017	2,921	↓
Variance since September 2016	(4.2%)	↓



ACTIVITY



Month	Adjusted Scheduled Activity (UDA)	
	2017	2018
April	446	280
May	1,123	1,105
June	1,596	1,443
July	2,295	2,195
August	2,858	2,864
September	3,572	3,505
October	4,374	
November	5,097	
December	5,826	
January	6,154	
February	6,700	
March	7,627	
April	8,053	
May	8,053	
June	8,053	

QUALITY

	Quantity	Base Number	Contract	AT	Region	England
% of FP17s for the same patient ID Re-attending within 3 months - Children	11	428	2.6%	9.6%	12.8%	11.9%
% of FP17s for the same patient ID Re-attending within 3 months - Adults	178	1,557	11.4%	13.4%	16.5%	15.9%
% of FP17s for the same patient ID Re-attending between 3 & 9 months - Children	179	428	41.8%	63.9%	59.7%	58.1%
% of FP17s for the same patient ID Re-attending between 3 & 9 months - Adults	430	1,557	27.6%	55.5%	53.0%	50.6%
% of FP17s for Band 1 Urgent Courses	93	1,764	5.3%	7.4%	9.2%	9.1%
% of FP17s Relating to Free Repair or Replacements	18	1,764	1.0%	0.9%	1.0%	0.8%
% of FP17s Relating to Continuations	47	1,764	2.7%	1.2%	1.2%	1.1%
% of Patients satisfied with the dentistry they have received	8	8	N/A	92.1%	91.6%	91.4%
% of Patients satisfied with the time they had to wait for an appointment	8	8	N/A	88.7%	88.1%	87.7%

* This is based on patients treated on this contract for their most recent course of treatment. Figures in italics indicate the base number of FP17s or Patient Questionnaire responses are less than 100. N/A is shown where the base number of responses is less than 10 during the period. % is calculated as Quantity/Base number*100

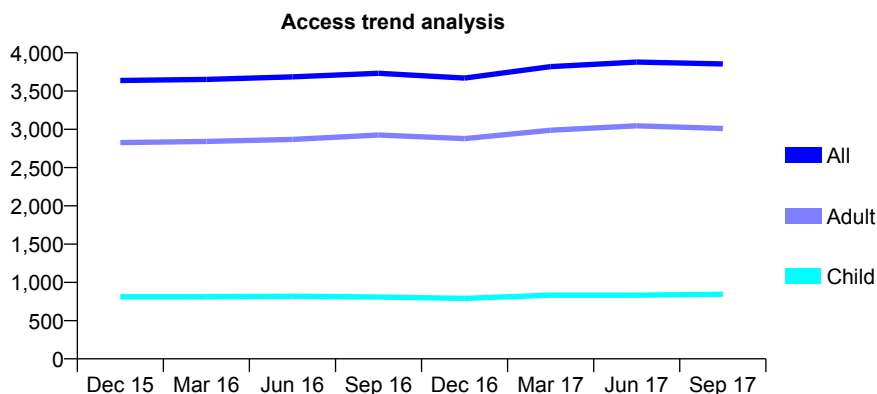
Q50 - Vital Signs At a Glance Contract Report for 739146/0001 - September 2017

Name or company name	MR MA HOMA
Contract type name	GDS Contract
Purpose of contract	General
Contract start date	01/04/2006
Contract end date	

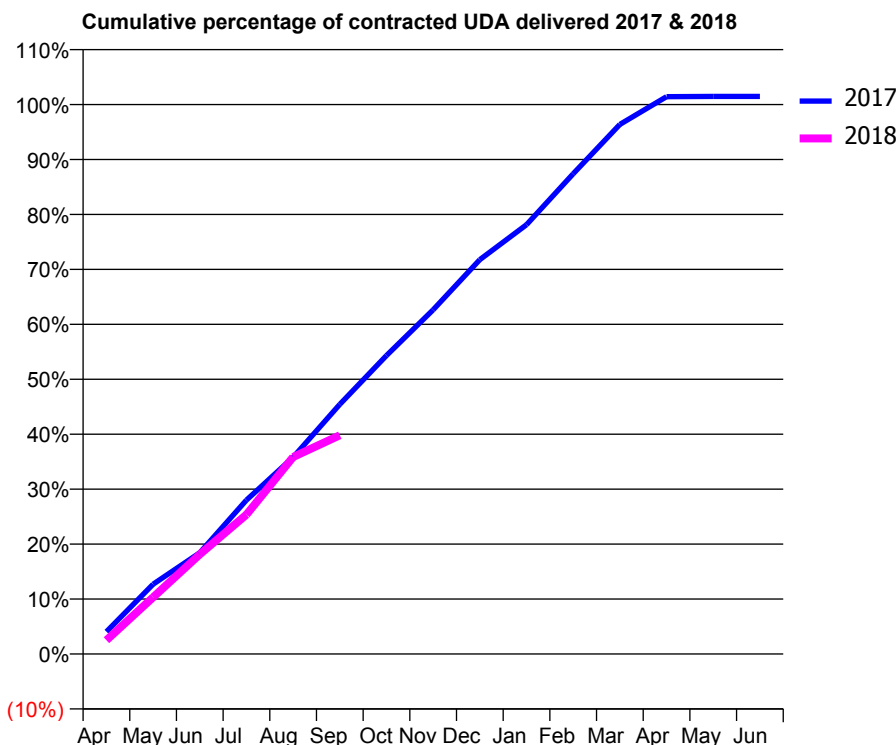
17/18 Contracted general activity (UDA)	7,753
Carry forward general activity (UDA)	0
17/18 Contracted orthodontic activity (UOA)	0
Carry forward orthodontic activity (UOA)	0
Baseline contract value	£221,365.22

ACCESS*

Patients seen in 24 months	Total	Change since previous quarter
Quarter ending September 2016	3,732	
Quarter ending December 2016	3,669	↓
Quarter ending March 2017	3,820	↑
Quarter ending June 2017	3,878	→
Quarter ending September 2017	3,855	→
Variance since September 2016	3.3%	↑



ACTIVITY



Month	Adjusted Scheduled Activity (UDA)	
	2017	2018
April	316	194
May	984	800
June	1,429	1,407
July	2,172	1,967
August	2,776	2,781
September	3,524	3,087
October	4,212	
November	4,858	
December	5,565	
January	6,058	
February	6,775	
March	7,473	
April	7,864	
May	7,867	
June	7,867	

QUALITY

	Quantity	Base Number	Contract	AT	Region	England
% of FP17s for the same patient ID Re-attending within 3 months - Children	31	587	5.3%	9.6%	12.8%	11.9%
% of FP17s for the same patient ID Re-attending within 3 months - Adults	267	1,840	14.5%	13.4%	16.5%	15.9%
% of FP17s for the same patient ID Re-attending between 3 & 9 months - Children	347	587	59.1%	63.9%	59.7%	58.1%
% of FP17s for the same patient ID Re-attending between 3 & 9 months - Adults	927	1,840	50.4%	55.5%	53.0%	50.6%
% of FP17s for Band 1 Urgent Courses	108	1,592	6.8%	7.4%	9.2%	9.1%
% of FP17s Relating to Free Repair or Replacements	4	1,592	0.3%	0.9%	1.0%	0.8%
% of FP17s Relating to Continuations	40	1,592	2.5%	1.2%	1.2%	1.1%
% of Patients satisfied with the dentistry they have received	7	7	N/A	92.1%	91.6%	91.4%
% of Patients satisfied with the time they had to wait for an appointment	6	7	N/A	88.7%	88.1%	87.7%

* This is based on patients treated on this contract for their most recent course of treatment. Figures in italics indicate the base number of FP17s or Patient Questionnaire responses are less than 100. N/A is shown where the base number of responses is less than 10 during the period. % is calculated as Quantity/Base number*100

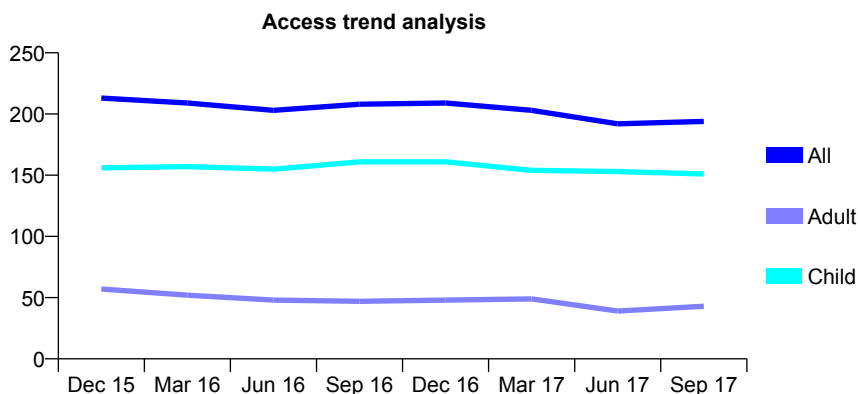
Q50 - Vital Signs At a Glance Contract Report for 739375/0001 - September 2017

Name or company name	MRS JJ HOLBROOK
Contract type name	GDS Contract
Purpose of contract	General
Contract start date	01/04/2006
Contract end date	

17/18 Contracted general activity (UDA)	400
Carry forward general activity (UDA)	0
17/18 Contracted orthodontic activity (UOA)	0
Carry forward orthodontic activity (UOA)	0
Baseline contract value	£11,844.86

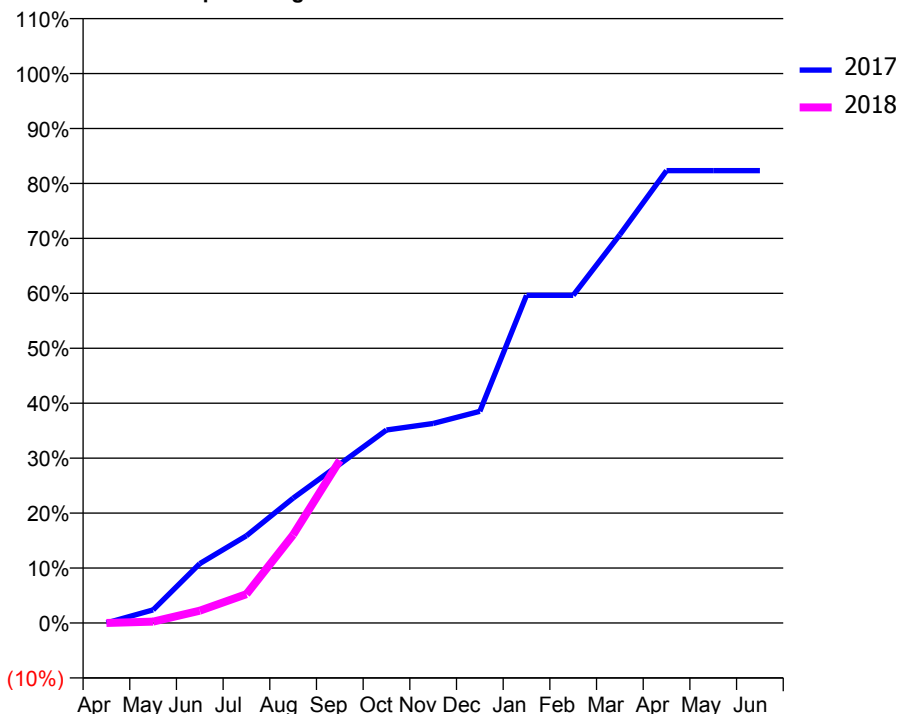
ACCESS*

Patients seen in 24 months	Total	Change since previous quarter
Quarter ending September 2016	208	
Quarter ending December 2016	209	→
Quarter ending March 2017	203	↓
Quarter ending June 2017	192	↓
Quarter ending September 2017	194	→
Variance since September 2016	(6.7%)	↓



ACTIVITY

Cumulative percentage of contracted UDA delivered 2017 & 2018



Month	Adjusted Scheduled Activity (UDA)	
	2017	2018
April	0	0
May	12	1
June	54	9
July	79	21
August	114	64
September	145	118
October	176	
November	182	
December	193	
January	298	
February	298	
March	353	
April	412	
May	412	
June	412	

QUALITY

	Quantity	Base Number	Contract	AT	Region	England
% of FP17s for the same patient ID Re-attending within 3 months - Children	8	126	6.3%	9.6%	12.8%	11.9%
% of FP17s for the same patient ID Re-attending within 3 months - Adults	3	13	23.1%	13.4%	16.5%	15.9%
% of FP17s for the same patient ID Re-attending between 3 & 9 months - Children	80	126	63.5%	63.9%	59.7%	58.1%
% of FP17s for the same patient ID Re-attending between 3 & 9 months - Adults	6	13	46.2%	55.5%	53.0%	50.6%
% of FP17s for Band 1 Urgent Courses	2	101	2.0%	7.4%	9.2%	9.1%
% of FP17s Relating to Free Repair or Replacements	0	101	0.0%	0.9%	1.0%	0.8%
% of FP17s Relating to Continuations	4	101	4.0%	1.2%	1.2%	1.1%
% of Patients satisfied with the dentistry they have received	0	0	N/A	92.1%	91.6%	91.4%
% of Patients satisfied with the time they had to wait for an appointment	0	0	N/A	88.7%	88.1%	87.7%

* This is based on patients treated on this contract for their most recent course of treatment. Figures in italics indicate the base number of FP17s or Patient Questionnaire responses are less than 100. N/A is shown where the base number of responses is less than 10 during the period. % is calculated as Quantity/Base number*100

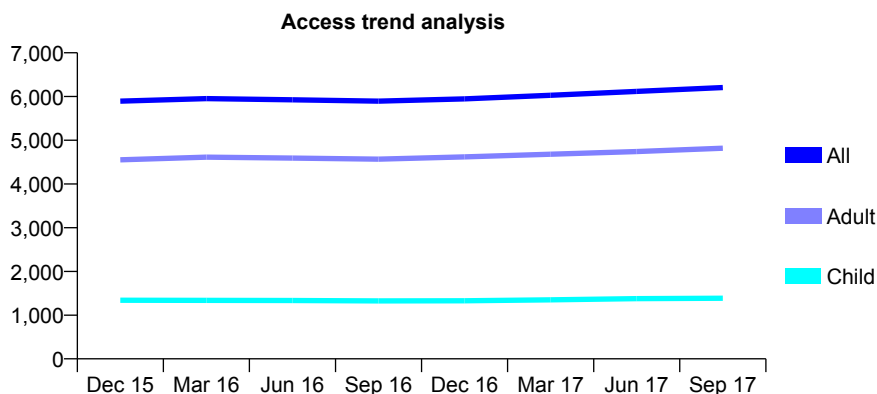
Q50 - Vital Signs At a Glance Contract Report for 739766/0001 - September 2017

Name or company name	MR DG BOFF
Contract type name	GDS Contract
Purpose of contract	General
Contract start date	01/04/2006
Contract end date	

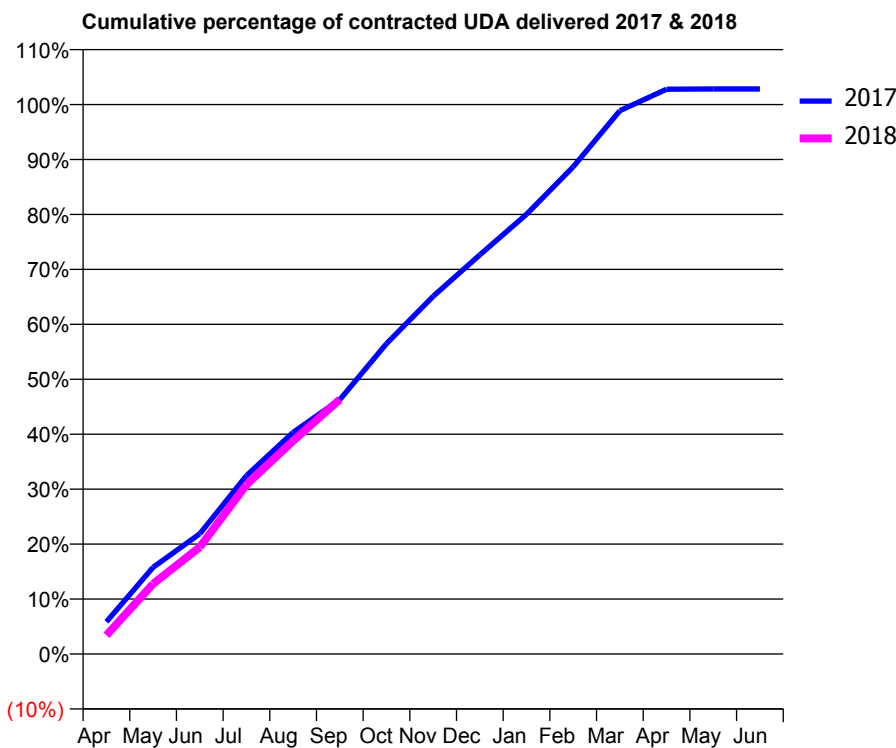
17/18 Contracted general activity (UDA)	15,658
Carry forward general activity (UDA)	0
17/18 Contracted orthodontic activity (UOA)	0
Carry forward orthodontic activity (UOA)	0
Baseline contract value	£475,309.36

ACCESS*

Patients seen in 24 months	Total	Change since previous quarter
Quarter ending September 2016	5,894	
Quarter ending December 2016	5,946	→
Quarter ending March 2017	6,029	→
Quarter ending June 2017	6,118	→
Quarter ending September 2017	6,204	→
Variance since September 2016	5.3%	↑



ACTIVITY



Adjusted Scheduled Activity (UDA)		
Month	2017	2018
April	918	533
May	2,473	2,000
June	3,427	3,047
July	5,083	4,825
August	6,318	6,076
September	7,249	7,257
October	8,844	
November	10,192	
December	11,373	
January	12,528	
February	13,882	
March	15,482	
April	16,095	
May	16,103	
June	16,103	

QUALITY

	Quantity	Base Number	Contract	AT	Region	England
% of FP17s for the same patient ID Re-attending within 3 months - Children	157	1,350	11.6%	9.6%	12.8%	11.9%
% of FP17s for the same patient ID Re-attending within 3 months - Adults	419	3,243	12.9%	13.4%	16.5%	15.9%
% of FP17s for the same patient ID Re-attending between 3 & 9 months - Children	904	1,350	67.0%	63.9%	59.7%	58.1%
% of FP17s for the same patient ID Re-attending between 3 & 9 months - Adults	1,238	3,243	38.2%	55.5%	53.0%	50.6%
% of FP17s for Band 1 Urgent Courses	33	4,223	0.8%	7.4%	9.2%	9.1%
% of FP17s Relating to Free Repair or Replacements	15	4,223	0.4%	0.9%	1.0%	0.8%
% of FP17s Relating to Continuations	53	4,223	1.3%	1.2%	1.2%	1.1%
% of Patients satisfied with the dentistry they have received	11	11	100.0%	92.1%	91.6%	91.4%
% of Patients satisfied with the time they had to wait for an appointment	11	11	100.0%	88.7%	88.1%	87.7%

* This is based on patients treated on this contract for their most recent course of treatment. Figures in italics indicate the base number of FP17s or Patient Questionnaire responses are less than 100. N/A is shown where the base number of responses is less than 10 during the period. % is calculated as Quantity/Base number*100

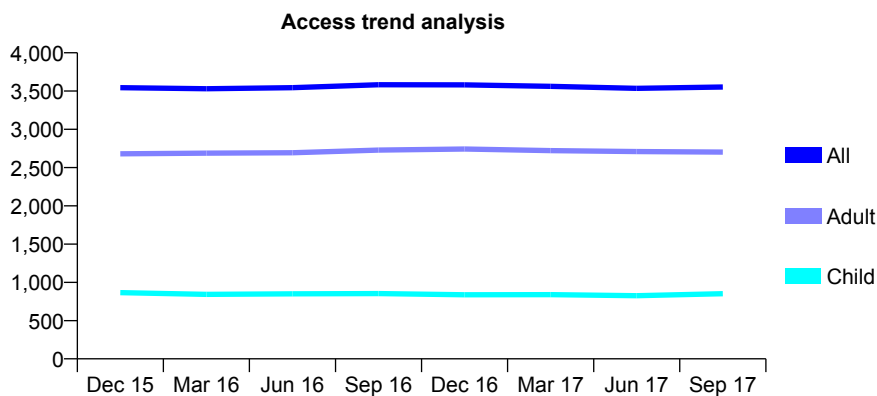
Q50 - Vital Signs At a Glance Contract Report for 739766/0002 - September 2017

Name or company name	MR DG BOFF
Contract type name	GDS Contract
Purpose of contract	General
Contract start date	01/04/2006
Contract end date	

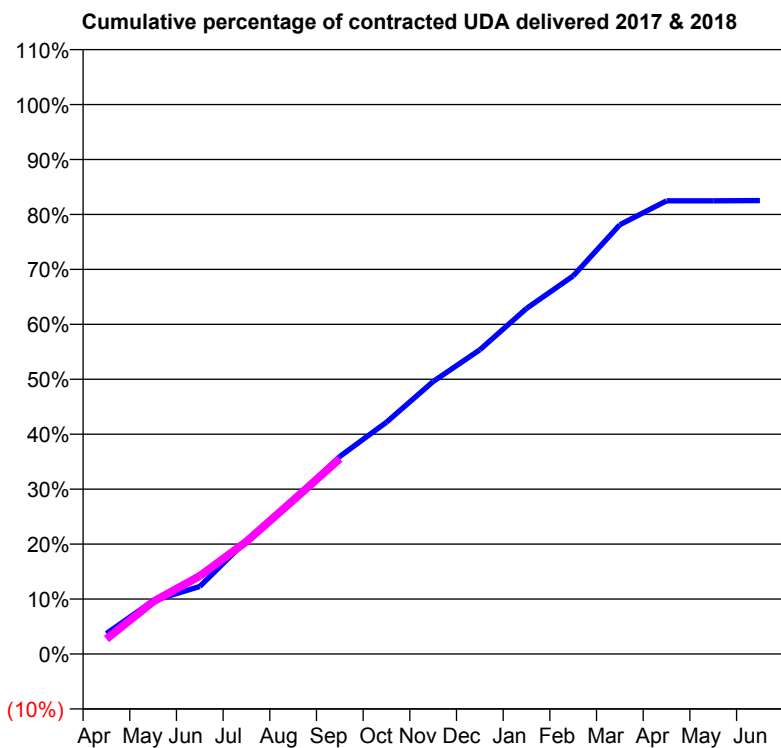
17/18 Contracted general activity (UDA)	18,000
Carry forward general activity (UDA)	0
17/18 Contracted orthodontic activity (UOA)	0
Carry forward orthodontic activity (UOA)	0
Baseline contract value	£583,801.50

ACCESS*

Patients seen in 24 months	Total	Change since previous quarter
Quarter ending September 2016	3,582	
Quarter ending December 2016	3,580	→
Quarter ending March 2017	3,562	→
Quarter ending June 2017	3,536	→
Quarter ending September 2017	3,553	→
Variance since September 2016	(0.8%)	→



ACTIVITY



Month	Adjusted Scheduled Activity (UDA)	
	2017	2018
April	671	489
May	1,746	1,714
June	2,211	2,557
July	3,721	3,684
August	5,032	5,032
September	6,470	6,398
October	7,593	
November	8,925	
December	9,968	
January	11,320	
February	12,386	
March	14,062	
April	14,845	
May	14,845	
June	14,854	

QUALITY

	Quantity	Base Number	Contract	AT	Region	England
% of FP17s for the same patient ID Re-attending within 3 months - Children	72	853	8.4%	9.6%	12.8%	11.9%
% of FP17s for the same patient ID Re-attending within 3 months - Adults	434	2,177	19.9%	13.4%	16.5%	15.9%
% of FP17s for the same patient ID Re-attending between 3 & 9 months - Children	578	853	67.8%	63.9%	59.7%	58.1%
% of FP17s for the same patient ID Re-attending between 3 & 9 months - Adults	1,287	2,177	59.1%	55.5%	53.0%	50.6%
% of FP17s for Band 1 Urgent Courses	247	2,736	9.0%	7.4%	9.2%	9.1%
% of FP17s Relating to Free Repair or Replacements	41	2,736	1.5%	0.9%	1.0%	0.8%
% of FP17s Relating to Continuations	58	2,736	2.1%	1.2%	1.2%	1.1%
% of Patients satisfied with the dentistry they have received	23	23	100.0%	92.1%	91.6%	91.4%
% of Patients satisfied with the time they had to wait for an appointment	23	23	100.0%	88.7%	88.1%	87.7%

* This is based on patients treated on this contract for their most recent course of treatment. Figures in italics indicate the base number of FP17s or Patient Questionnaire responses are less than 100. N/A is shown where the base number of responses is less than 10 during the period. % is calculated as Quantity/Base number*100

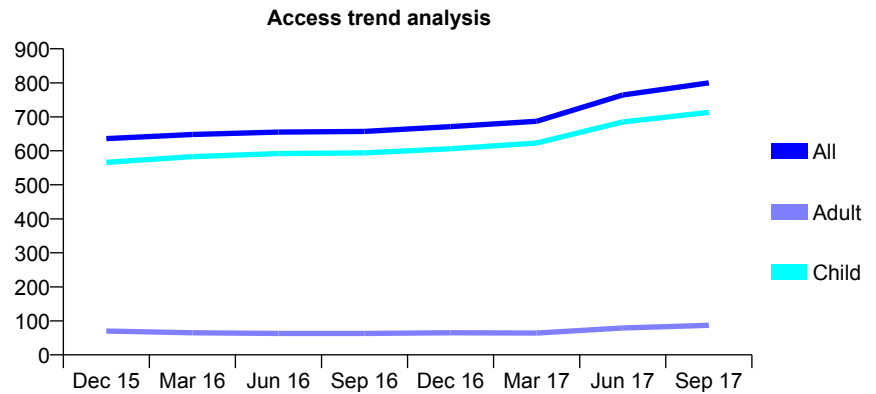
Q50 - Vital Signs At a Glance Contract Report for 740683/0001 - September 2017

Name or company name	MR JW MUIRHEAD
Contract type name	GDS Contract
Purpose of contract	General
Contract start date	01/04/2006
Contract end date	

17/18 Contracted general activity (UDA)	1,404
Carry forward general activity (UDA)	0
17/18 Contracted orthodontic activity (UOA)	0
Carry forward orthodontic activity (UOA)	0
Baseline contract value	£35,542.02

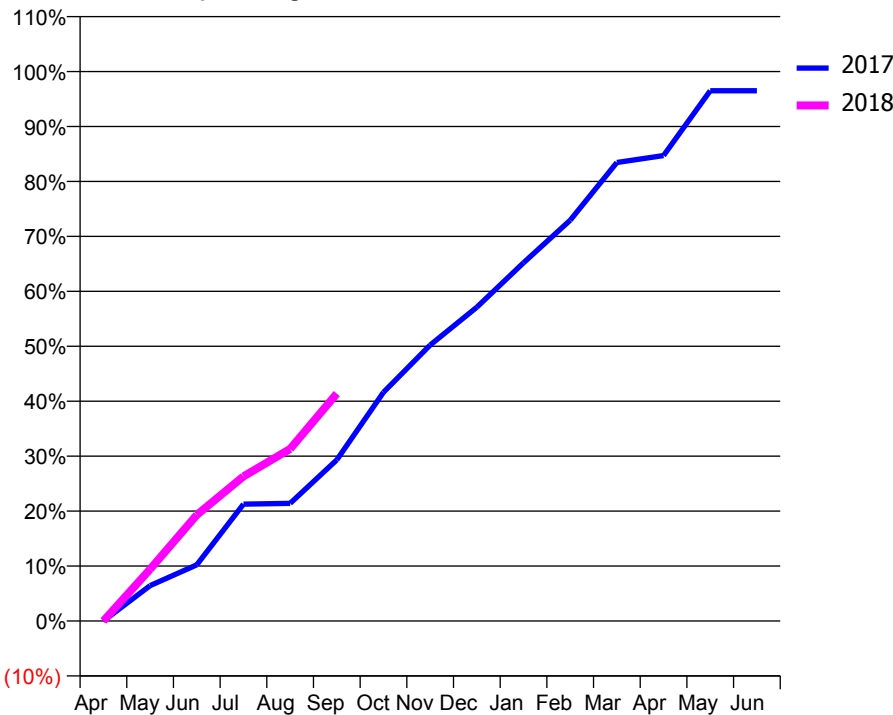
ACCESS*

Patients seen in 24 months	Total	Change since previous quarter
Quarter ending September 2016	657	
Quarter ending December 2016	671	↑
Quarter ending March 2017	687	↑
Quarter ending June 2017	764	↑
Quarter ending September 2017	800	↑
Variance since September 2016	21.8%	↑



ACTIVITY

Cumulative percentage of contracted UDA delivered 2017 & 2018



Month	Adjusted Scheduled Activity (UDA)	
	2017	2018
April	0	0
May	90	132
June	144	271
July	299	370
August	301	440
September	412	581
October	585	
November	705	
December	802	
January	915	
February	1,024	
March	1,171	
April	1,189	
May	1,355	
June	1,355	

QUALITY

	Quantity	Base Number	Contract	AT	Region	England
% of FP17s for the same patient ID Re-attending within 3 months - Children	24	546	4.4%	9.6%	12.8%	11.9%
% of FP17s for the same patient ID Re-attending within 3 months - Adults	0	48	0.0%	13.4%	16.5%	15.9%
% of FP17s for the same patient ID Re-attending between 3 & 9 months - Children	310	546	56.8%	63.9%	59.7%	58.1%
% of FP17s for the same patient ID Re-attending between 3 & 9 months - Adults	11	48	22.9%	55.5%	53.0%	50.6%
% of FP17s for Band 1 Urgent Courses	27	465	5.8%	7.4%	9.2%	9.1%
% of FP17s Relating to Free Repair or Replacements	0	465	0.0%	0.9%	1.0%	0.8%
% of FP17s Relating to Continuations	0	465	0.0%	1.2%	1.2%	1.1%
% of Patients satisfied with the dentistry they have received	1	1	N/A	92.1%	91.6%	91.4%
% of Patients satisfied with the time they had to wait for an appointment	1	1	N/A	88.7%	88.1%	87.7%

* This is based on patients treated on this contract for their most recent course of treatment. Figures in italics indicate the base number of FP17s or Patient Questionnaire responses are less than 100. N/A is shown where the base number of responses is less than 10 during the period. % is calculated as Quantity/Base number*100

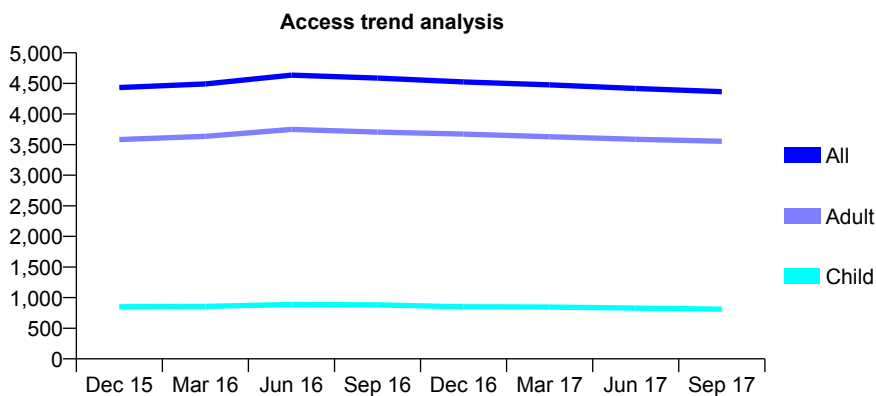
Q50 - Vital Signs At a Glance Contract Report for 740888/0002 - September 2017

Name or company name	MR A FORDY
Contract type name	GDS Contract
Purpose of contract	General
Contract start date	01/04/2006
Contract end date	

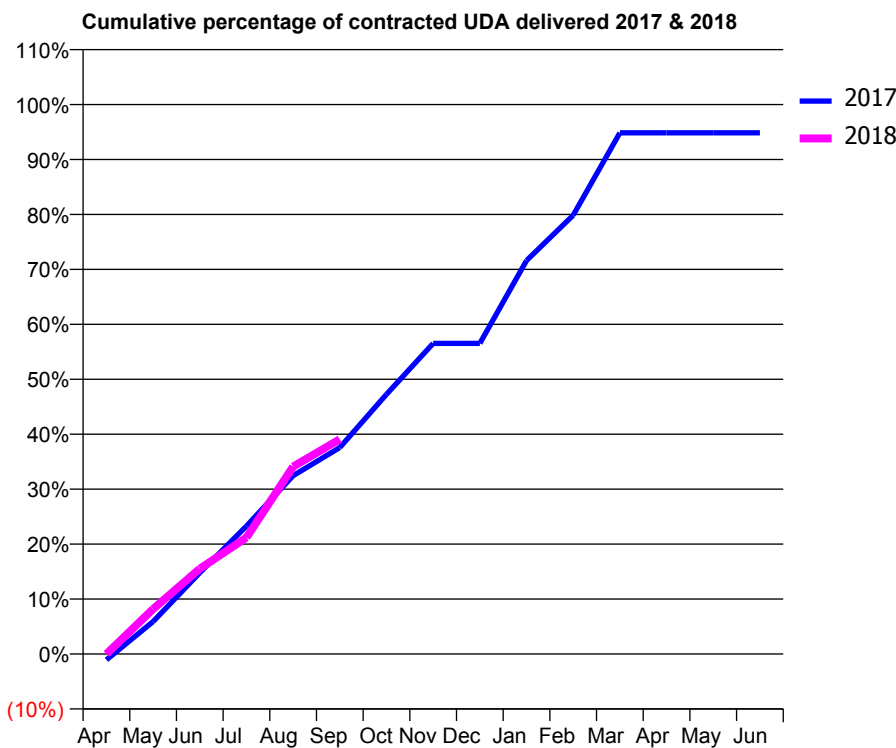
17/18 Contracted general activity (UDA)	13,620
Carry forward general activity (UDA)	0
17/18 Contracted orthodontic activity (UOA)	0
Carry forward orthodontic activity (UOA)	0
Baseline contract value	£422,284.27

ACCESS*

Patients seen in 24 months	Total	Change since previous quarter
Quarter ending September 2016	4,587	
Quarter ending December 2016	4,524	↓
Quarter ending March 2017	4,475	↓
Quarter ending June 2017	4,418	↓
Quarter ending September 2017	4,366	↓
Variance since September 2016	(4.8%)	↓



ACTIVITY



Month	Adjusted Scheduled Activity (UDA)	
	2017	2018
April	-147	0
May	804	1,115
June	2,015	2,115
July	3,171	2,886
August	4,422	4,644
September	5,117	5,322
October	6,436	
November	7,701	
December	7,701	
January	9,752	
February	10,874	
March	12,920	
April	12,920	
May	12,920	
June	12,920	

QUALITY

	Quantity	Base Number	Contract	AT	Region	England
% of FP17s for the same patient ID Re-attending within 3 months - Children	32	624	5.1%	9.6%	12.8%	11.9%
% of FP17s for the same patient ID Re-attending within 3 months - Adults	329	2,235	14.7%	13.4%	16.5%	15.9%
% of FP17s for the same patient ID Re-attending between 3 & 9 months - Children	471	624	75.5%	63.9%	59.7%	58.1%
% of FP17s for the same patient ID Re-attending between 3 & 9 months - Adults	1,029	2,235	46.0%	55.5%	53.0%	50.6%
% of FP17s for Band 1 Urgent Courses	38	2,684	1.4%	7.4%	9.2%	9.1%
% of FP17s Relating to Free Repair or Replacements	34	2,684	1.3%	0.9%	1.0%	0.8%
% of FP17s Relating to Continuations	63	2,684	2.3%	1.2%	1.2%	1.1%
% of Patients satisfied with the dentistry they have received	9	9	N/A	92.1%	91.6%	91.4%
% of Patients satisfied with the time they had to wait for an appointment	8	9	N/A	88.7%	88.1%	87.7%

* This is based on patients treated on this contract for their most recent course of treatment. Figures in italics indicate the base number of FP17s or Patient Questionnaire responses are less than 100. N/A is shown where the base number of responses is less than 10 during the period. % is calculated as Quantity/Base number*100

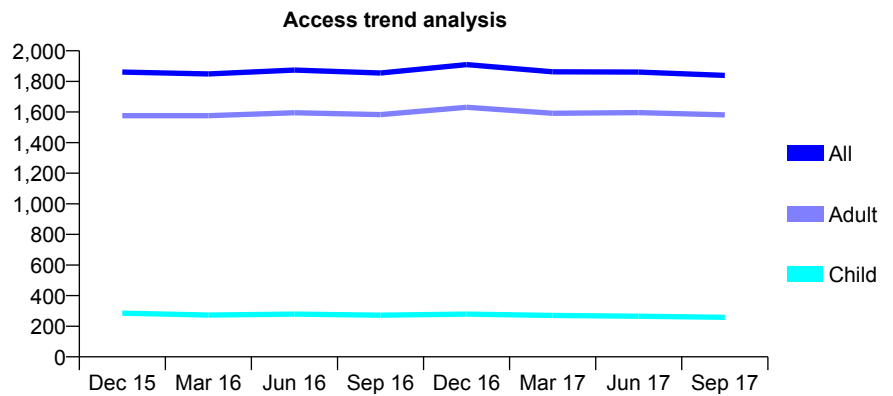
Q50 - Vital Signs At a Glance Contract Report for 741671/0002 - September 2017

Name or company name	MR DA JACKSON
Contract type name	GDS Contract
Purpose of contract	General
Contract start date	01/04/2006
Contract end date	

17/18 Contracted general activity (UDA)	5,851
Carry forward general activity (UDA)	0
17/18 Contracted orthodontic activity (UOA)	0
Carry forward orthodontic activity (UOA)	0
Baseline contract value	£133,660.25

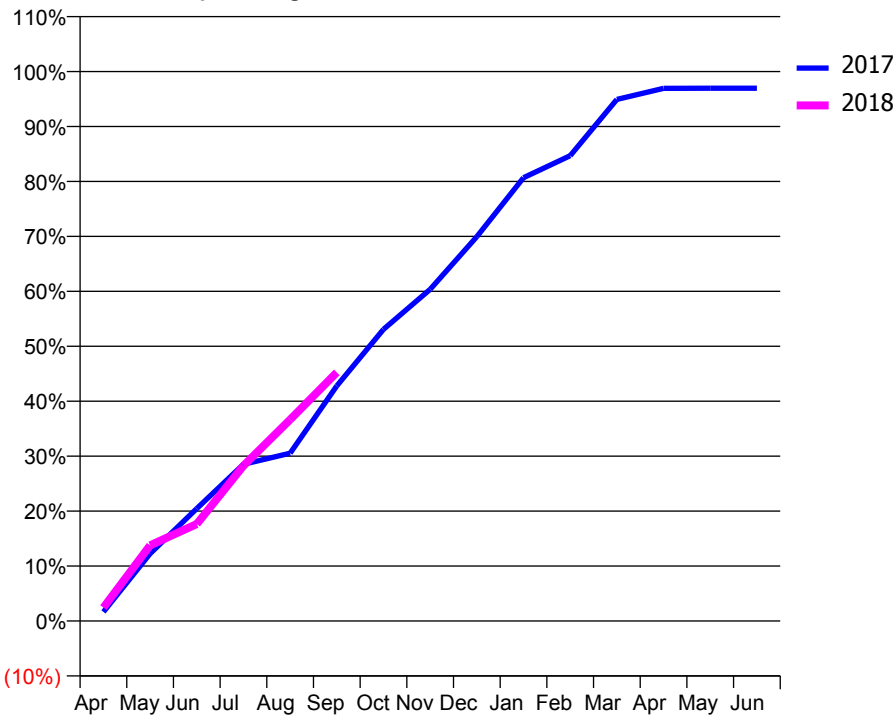
ACCESS*

Patients seen in 24 months	Total	Change since previous quarter
Quarter ending September 2016	1,855	
Quarter ending December 2016	1,910	↑
Quarter ending March 2017	1,863	↓
Quarter ending June 2017	1,861	→
Quarter ending September 2017	1,839	↓
Variance since September 2016	(0.9%)	→



ACTIVITY

Cumulative percentage of contracted UDA delivered 2017 & 2018



Month	Adjusted Scheduled Activity (UDA)	
	2017	2018
April	98	143
May	718	806
June	1,197	1,034
July	1,669	1,653
August	1,786	2,145
September	2,504	2,648
October	3,106	
November	3,532	
December	4,093	
January	4,720	
February	4,954	
March	5,554	
April	5,671	
May	5,673	
June	5,673	

QUALITY

	Quantity	Base Number	Contract	AT	Region	England
% of FP17s for the same patient ID Re-attending within 3 months - Children	14	192	7.3%	9.6%	12.8%	11.9%
% of FP17s for the same patient ID Re-attending within 3 months - Adults	199	1,191	16.7%	13.4%	16.5%	15.9%
% of FP17s for the same patient ID Re-attending between 3 & 9 months - Children	130	192	67.7%	63.9%	59.7%	58.1%
% of FP17s for the same patient ID Re-attending between 3 & 9 months - Adults	696	1,191	58.4%	55.5%	53.0%	50.6%
% of FP17s for Band 1 Urgent Courses	103	1,301	7.9%	7.4%	9.2%	9.1%
% of FP17s Relating to Free Repair or Replacements	14	1,301	1.1%	0.9%	1.0%	0.8%
% of FP17s Relating to Continuations	33	1,301	2.5%	1.2%	1.2%	1.1%
% of Patients satisfied with the dentistry they have received	6	6	N/A	92.1%	91.6%	91.4%
% of Patients satisfied with the time they had to wait for an appointment	6	6	N/A	88.7%	88.1%	87.7%

* This is based on patients treated on this contract for their most recent course of treatment. Figures in italics indicate the base number of FP17s or Patient Questionnaire responses are less than 100. N/A is shown where the base number of responses is less than 10 during the period. % is calculated as Quantity/Base number*100

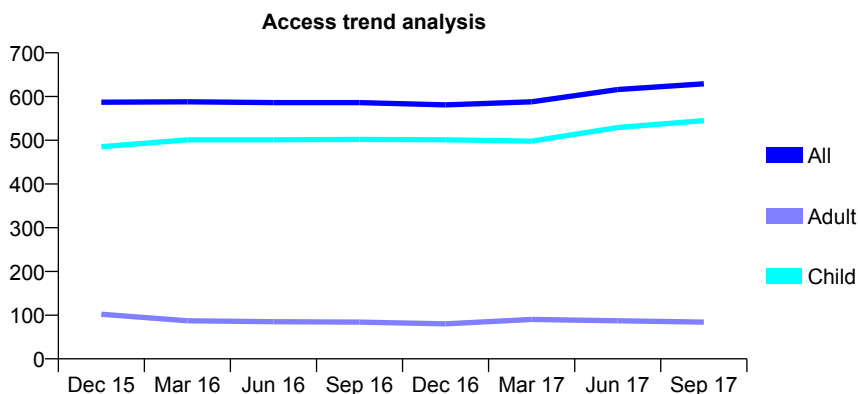
Q50 - Vital Signs At a Glance Contract Report for 742775/0001 - September 2017

Name or company name	Mr M Adamson
Contract type name	GDS Contract
Purpose of contract	General
Contract start date	01/04/2006
Contract end date	

17/18 Contracted general activity (UDA)	1,350
Carry forward general activity (UDA)	0
17/18 Contracted orthodontic activity (UOA)	0
Carry forward orthodontic activity (UOA)	0
Baseline contract value	£29,350.81

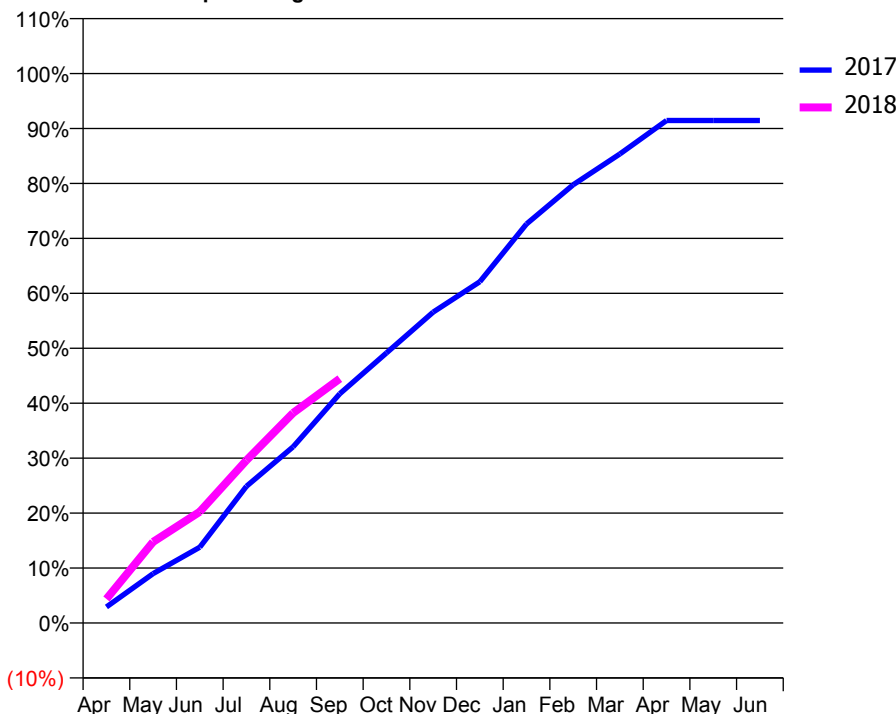
ACCESS*

Patients seen in 24 months	Total	Change since previous quarter
Quarter ending September 2016	586	
Quarter ending December 2016	581	→
Quarter ending March 2017	588	→
Quarter ending June 2017	616	↑
Quarter ending September 2017	629	↑
Variance since September 2016	7.3%	↑



ACTIVITY

Cumulative percentage of contracted UDA delivered 2017 & 2018



Adjusted Scheduled Activity (UDA)

Month	2017	2018
April	39	59
May	121	199
June	186	273
July	336	400
August	433	516
September	563	600
October	664	
November	764	
December	838	
January	980	
February	1,077	
March	1,152	
April	1,235	
May	1,235	
June	1,235	

QUALITY

	Quantity	Base Number	Contract	AT	Region	England
% of FP17s for the same patient ID Re-attending within 3 months - Children	41	504	8.1%	9.6%	12.8%	11.9%
% of FP17s for the same patient ID Re-attending within 3 months - Adults	2	37	5.4%	13.4%	16.5%	15.9%
% of FP17s for the same patient ID Re-attending between 3 & 9 months - Children	341	504	67.7%	63.9%	59.7%	58.1%
% of FP17s for the same patient ID Re-attending between 3 & 9 months - Adults	25	37	67.6%	55.5%	53.0%	50.6%
% of FP17s for Band 1 Urgent Courses	6	486	1.2%	7.4%	9.2%	9.1%
% of FP17s Relating to Free Repair or Replacements	0	486	0.0%	0.9%	1.0%	0.8%
% of FP17s Relating to Continuations	0	486	0.0%	1.2%	1.2%	1.1%
% of Patients satisfied with the dentistry they have received	1	1	N/A	92.1%	91.6%	91.4%
% of Patients satisfied with the time they had to wait for an appointment	1	1	N/A	88.7%	88.1%	87.7%

* This is based on patients treated on this contract for their most recent course of treatment. Figures in italics indicate the base number of FP17s or Patient Questionnaire responses are less than 100. N/A is shown where the base number of responses is less than 10 during the period. % is calculated as Quantity/Base number*100

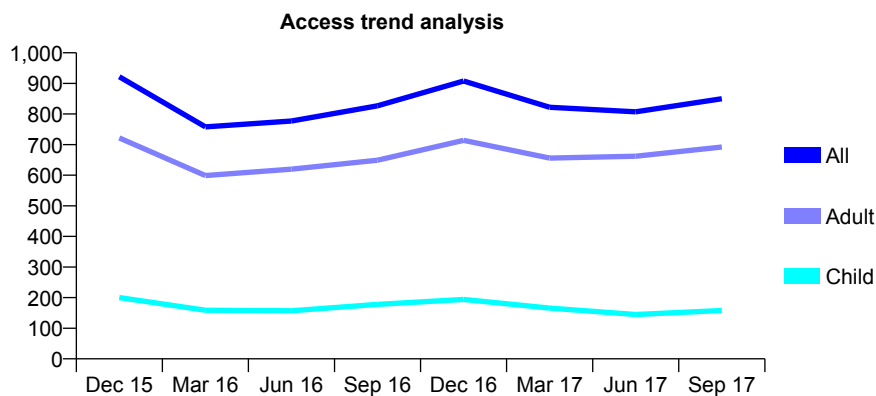
Q50 - Vital Signs At a Glance Contract Report for 749869/0001 - September 2017

Name or company name	MRS ML GATECLIFF
Contract type name	GDS Contract
Purpose of contract	General and Orthodontic
Contract start date	01/04/2006
Contract end date	

17/18 Contracted general activity (UDA)	2,024
Carry forward general activity (UDA)	0
17/18 Contracted orthodontic activity (UOA)	420
Carry forward orthodontic activity (UOA)	0
Baseline contract value	£91,549.27

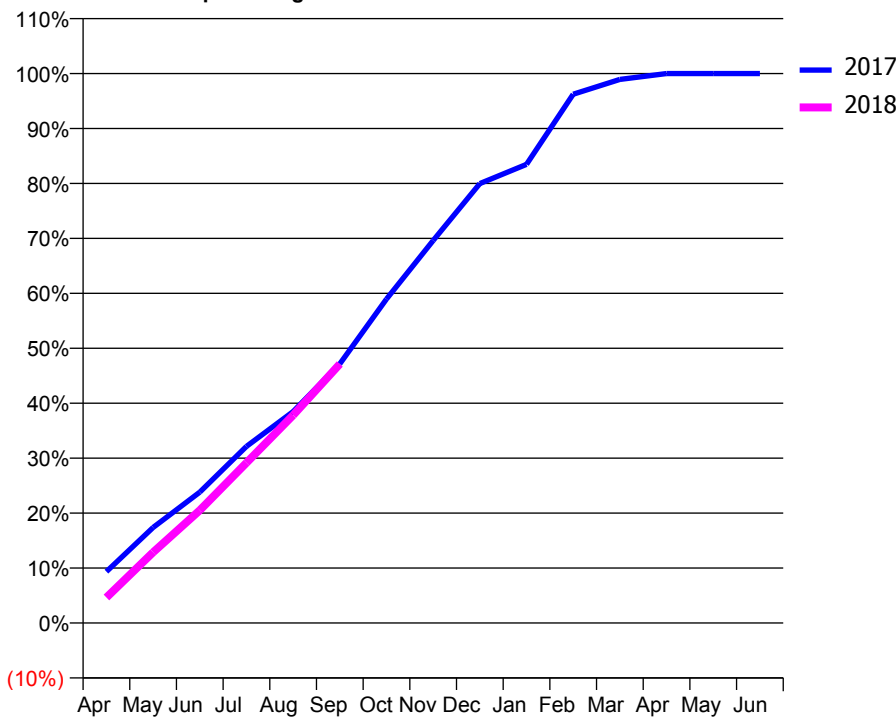
ACCESS*

Patients seen in 24 months	Total	Change since previous quarter
Quarter ending September 2016	827	
Quarter ending December 2016	908	↑
Quarter ending March 2017	822	↓
Quarter ending June 2017	807	↓
Quarter ending September 2017	850	↑
Variance since September 2016	2.8%	↑



ACTIVITY

Cumulative percentage of contracted UDA delivered 2017 & 2018



Month	Adjusted Scheduled Activity (UDA)	
	2017	2018
April	189	94
May	352	261
June	482	415
July	650	590
August	779	765
September	955	954
October	1,193	
November	1,409	
December	1,619	
January	1,689	
February	1,948	
March	2,002	
April	2,024	
May	2,024	
June	2,024	

QUALITY

	Quantity	Base Number	Contract	AT	Region	England
% of FP17s for the same patient ID Re-attending within 3 months - Children	8	159	5.0%	9.6%	12.8%	11.9%
% of FP17s for the same patient ID Re-attending within 3 months - Adults	39	513	7.6%	13.4%	16.5%	15.9%
% of FP17s for the same patient ID Re-attending between 3 & 9 months - Children	79	159	49.7%	63.9%	59.7%	58.1%
% of FP17s for the same patient ID Re-attending between 3 & 9 months - Adults	161	513	31.4%	55.5%	53.0%	50.6%
% of FP17s for Band 1 Urgent Courses	15	643	2.3%	7.4%	9.2%	9.1%
% of FP17s Relating to Free Repair or Replacements	7	643	1.1%	0.9%	1.0%	0.8%
% of FP17s Relating to Continuations	12	643	1.9%	1.2%	1.2%	1.1%
% of Patients satisfied with the dentistry they have received	3	3	N/A	92.1%	91.6%	91.4%
% of Patients satisfied with the time they had to wait for an appointment	2	3	N/A	88.7%	88.1%	87.7%

* This is based on patients treated on this contract for their most recent course of treatment. Figures in italics indicate the base number of FP17s or Patient Questionnaire responses are less than 100. N/A is shown where the base number of responses is less than 10 during the period. % is calculated as Quantity/Base number*100

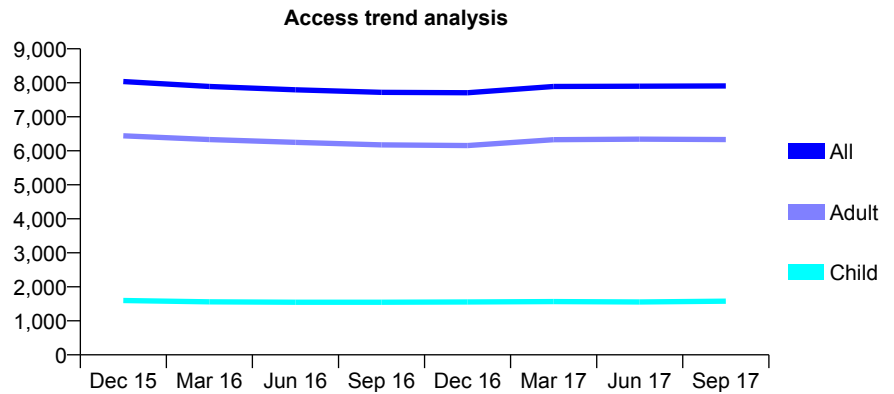
Q50 - Vital Signs At a Glance Contract Report for 750069/0001 - September 2017

Name or company name	MISS IT GREENSTREET
Contract type name	GDS Contract
Purpose of contract	General
Contract start date	01/04/2006
Contract end date	

17/18 Contracted general activity (UDA)	17,900
Carry forward general activity (UDA)	0
17/18 Contracted orthodontic activity (UOA)	0
Carry forward orthodontic activity (UOA)	0
Baseline contract value	£554,826.09

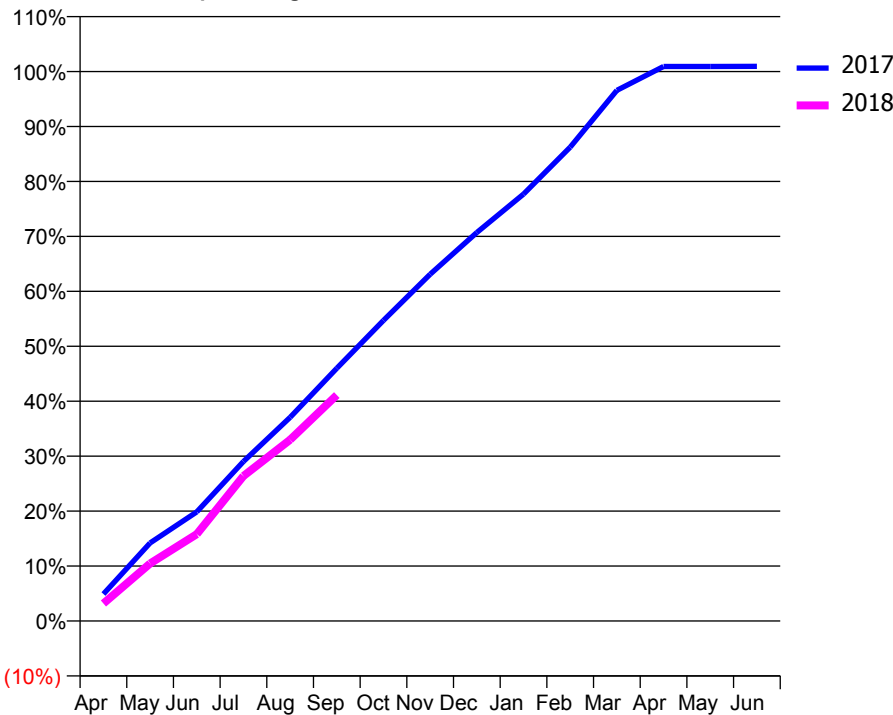
ACCESS*

Patients seen in 24 months	Total	Change since previous quarter
Quarter ending September 2016	7,721	
Quarter ending December 2016	7,708	→
Quarter ending March 2017	7,894	↑
Quarter ending June 2017	7,900	→
Quarter ending September 2017	7,909	→
Variance since September 2016	2.4%	↑



ACTIVITY

Cumulative percentage of contracted UDA delivered 2017 & 2018



Month	Adjusted Scheduled Activity (UDA)	
	2017	2018
April	878	573
May	2,545	1,875
June	3,556	2,832
July	5,197	4,726
August	6,636	5,907
September	8,233	7,358
October	9,794	
November	11,296	
December	12,656	
January	13,905	
February	15,435	
March	17,285	
April	18,062	
May	18,062	
June	18,066	

QUALITY

	Quantity	Base Number	Contract	AT	Region	England
% of FP17s for the same patient ID Re-attending within 3 months - Children	56	1,148	4.9%	9.6%	12.8%	11.9%
% of FP17s for the same patient ID Re-attending within 3 months - Adults	669	4,609	14.5%	13.4%	16.5%	15.9%
% of FP17s for the same patient ID Re-attending between 3 & 9 months - Children	756	1,148	65.9%	63.9%	59.7%	58.1%
% of FP17s for the same patient ID Re-attending between 3 & 9 months - Adults	2,597	4,609	56.3%	55.5%	53.0%	50.6%
% of FP17s for Band 1 Urgent Courses	349	4,287	8.1%	7.4%	9.2%	9.1%
% of FP17s Relating to Free Repair or Replacements	65	4,287	1.5%	0.9%	1.0%	0.8%
% of FP17s Relating to Continuations	11	4,287	0.3%	1.2%	1.2%	1.1%
% of Patients satisfied with the dentistry they have received	25	27	92.6%	92.1%	91.6%	91.4%
% of Patients satisfied with the time they had to wait for an appointment	26	27	96.3%	88.7%	88.1%	87.7%

* This is based on patients treated on this contract for their most recent course of treatment. Figures in italics indicate the base number of FP17s or Patient Questionnaire responses are less than 100. N/A is shown where the base number of responses is less than 10 during the period. % is calculated as Quantity/Base number*100

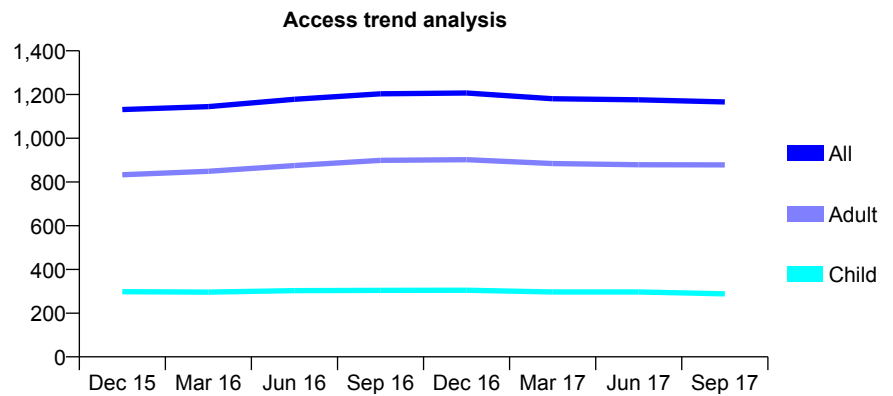
Q50 - Vital Signs At a Glance Contract Report for 750069/0002 - September 2017

Name or company name	MISS IT GREENSTREET
Contract type name	GDS Contract
Purpose of contract	General
Contract start date	01/11/2014
Contract end date	

17/18 Contracted general activity (UDA)	3,210
Carry forward general activity (UDA)	0
17/18 Contracted orthodontic activity (UOA)	0
Carry forward orthodontic activity (UOA)	0
Baseline contract value	£99,505.54

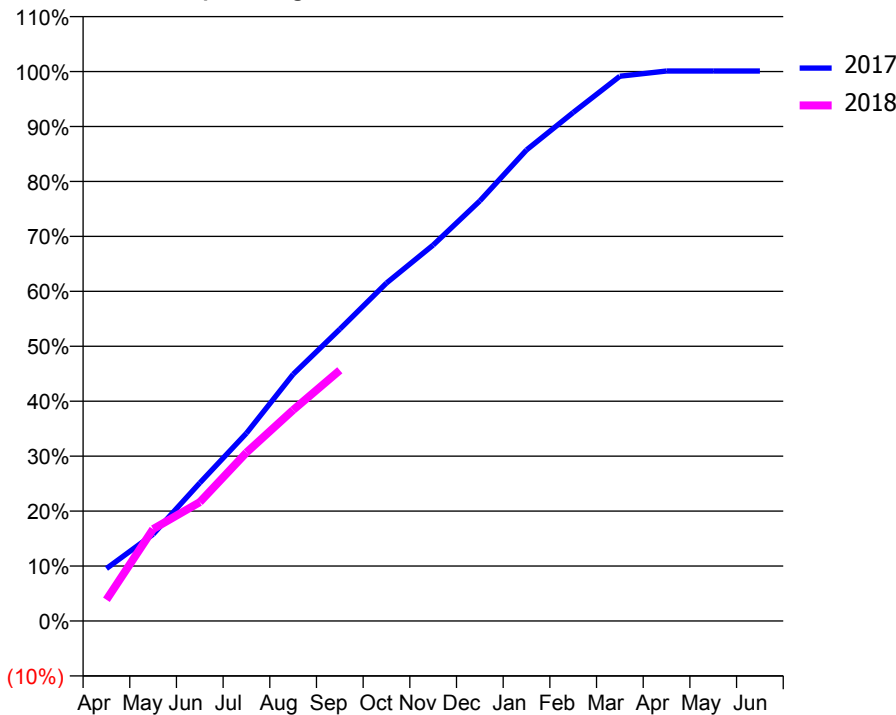
ACCESS*

Patients seen in 24 months	Total	Change since previous quarter
Quarter ending September 2016	1,203	
Quarter ending December 2016	1,207	→
Quarter ending March 2017	1,181	↓
Quarter ending June 2017	1,176	→
Quarter ending September 2017	1,166	→
Variance since September 2016	(3.1%)	↓



ACTIVITY

Cumulative percentage of contracted UDA delivered 2017 & 2018



Adjusted Scheduled Activity (UDA)		
Month	2017	2018
April	307	125
May	507	537
June	807	695
July	1,097	984
August	1,441	1,233
September	1,704	1,465
October	1,974	
November	2,196	
December	2,454	
January	2,752	
February	2,971	
March	3,183	
April	3,213	
May	3,213	
June	3,213	

QUALITY

	Quantity	Base Number	Contract	AT	Region	England
% of FP17s for the same patient ID Re-attending within 3 months - Children	9	260	3.5%	9.6%	12.8%	11.9%
% of FP17s for the same patient ID Re-attending within 3 months - Adults	77	719	10.7%	13.4%	16.5%	15.9%
% of FP17s for the same patient ID Re-attending between 3 & 9 months - Children	224	260	86.2%	63.9%	59.7%	58.1%
% of FP17s for the same patient ID Re-attending between 3 & 9 months - Adults	498	719	69.3%	55.5%	53.0%	50.6%
% of FP17s for Band 1 Urgent Courses	60	952	6.3%	7.4%	9.2%	9.1%
% of FP17s Relating to Free Repair or Replacements	7	952	0.7%	0.9%	1.0%	0.8%
% of FP17s Relating to Continuations	0	952	0.0%	1.2%	1.2%	1.1%
% of Patients satisfied with the dentistry they have received	1	1	N/A	92.1%	91.6%	91.4%
% of Patients satisfied with the time they had to wait for an appointment	1	1	N/A	88.7%	88.1%	87.7%

* This is based on patients treated on this contract for their most recent course of treatment. Figures in italics indicate the base number of FP17s or Patient Questionnaire responses are less than 100. N/A is shown where the base number of responses is less than 10 during the period. % is calculated as Quantity/Base number*100

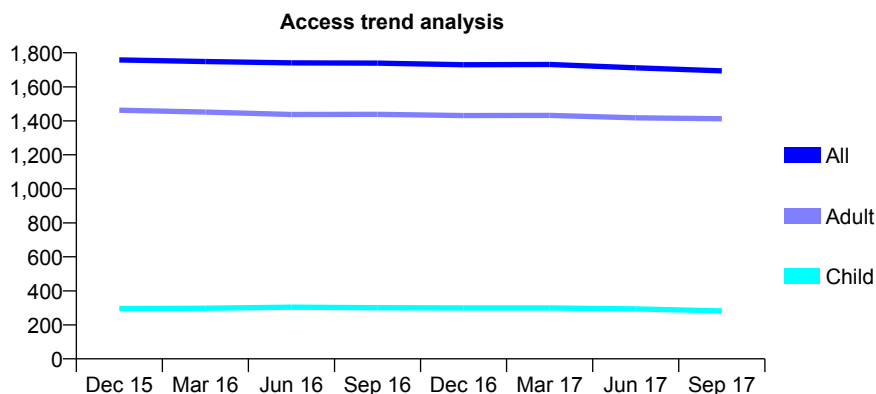
Q50 - Vital Signs At a Glance Contract Report for 761060/0001 - September 2017

Name or company name	MR KK PILLAI
Contract type name	GDS Contract
Purpose of contract	General
Contract start date	01/04/2006
Contract end date	

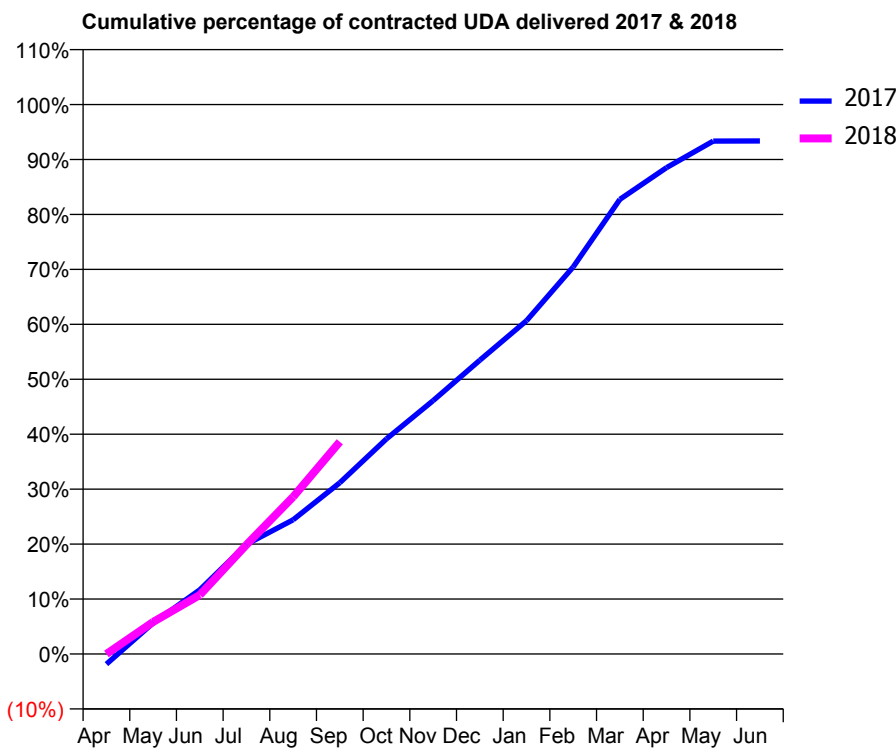
17/18 Contracted general activity (UDA)	6,072
Carry forward general activity (UDA)	0
17/18 Contracted orthodontic activity (UOA)	0
Carry forward orthodontic activity (UOA)	0
Baseline contract value	£178,758.88

ACCESS*

Patients seen in 24 months	Total	Change since previous quarter
Quarter ending September 2016	1,739	
Quarter ending December 2016	1,730	→
Quarter ending March 2017	1,731	→
Quarter ending June 2017	1,712	↓
Quarter ending September 2017	1,694	↓
Variance since September 2016	(2.6%)	↓



ACTIVITY



Month	Adjusted Scheduled Activity (UDA)	
	2017	2018
April	-112	0
May	342	354
June	709	652
July	1,213	1,207
August	1,483	1,736
September	1,893	2,345
October	2,378	
November	2,800	
December	3,246	
January	3,682	
February	4,277	
March	5,024	
April	5,374	
May	5,668	
June	5,670	

QUALITY

	Quantity	Base Number	Contract	AT	Region	England
% of FP17s for the same patient ID Re-attending within 3 months - Children	33	264	12.5%	9.6%	12.8%	11.9%
% of FP17s for the same patient ID Re-attending within 3 months - Adults	120	1,175	10.2%	13.4%	16.5%	15.9%
% of FP17s for the same patient ID Re-attending between 3 & 9 months - Children	207	264	78.4%	63.9%	59.7%	58.1%
% of FP17s for the same patient ID Re-attending between 3 & 9 months - Adults	893	1,175	76.0%	55.5%	53.0%	50.6%
% of FP17s for Band 1 Urgent Courses	42	1,253	3.4%	7.4%	9.2%	9.1%
% of FP17s Relating to Free Repair or Replacements	13	1,253	1.0%	0.9%	1.0%	0.8%
% of FP17s Relating to Continuations	7	1,253	0.6%	1.2%	1.2%	1.1%
% of Patients satisfied with the dentistry they have received	3	3	N/A	92.1%	91.6%	91.4%
% of Patients satisfied with the time they had to wait for an appointment	3	3	N/A	88.7%	88.1%	87.7%

* This is based on patients treated on this contract for their most recent course of treatment. Figures in italics indicate the base number of FP17s or Patient Questionnaire responses are less than 100. N/A is shown where the base number of responses is less than 10 during the period. % is calculated as Quantity/Base number*100

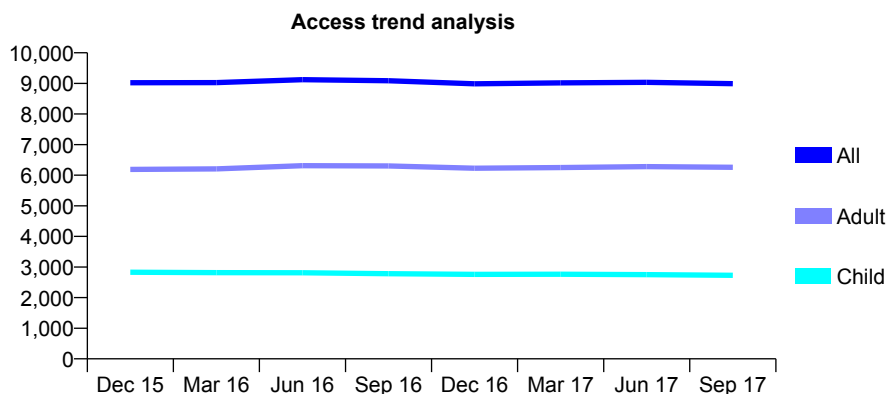
Q50 - Vital Signs At a Glance Contract Report for 762180/0001 - September 2017

Name or company name	MR RJ BROMILEY
Contract type name	GDS Contract
Purpose of contract	General
Contract start date	01/04/2006
Contract end date	

17/18 Contracted general activity (UDA)	23,124
Carry forward general activity (UDA)	0
17/18 Contracted orthodontic activity (UOA)	0
Carry forward orthodontic activity (UOA)	0
Baseline contract value	£775,880.24

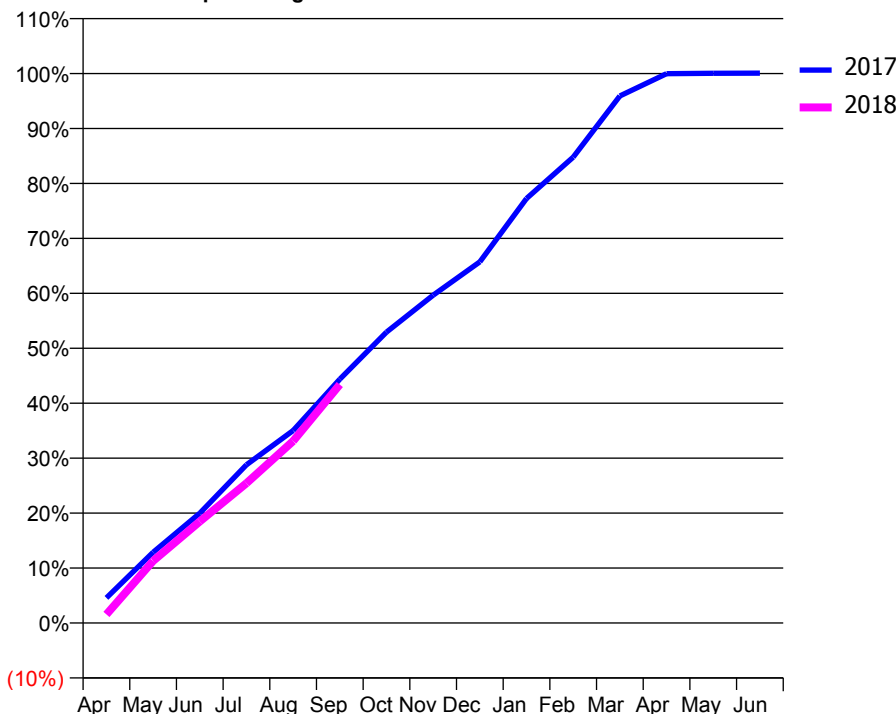
ACCESS*

Patients seen in 24 months	Total	Change since previous quarter
Quarter ending September 2016	9,086	
Quarter ending December 2016	8,988	↓
Quarter ending March 2017	9,017	→
Quarter ending June 2017	9,036	→
Quarter ending September 2017	8,990	→
Variance since September 2016	(1.1%)	↓



ACTIVITY

Cumulative percentage of contracted UDA delivered 2017 & 2018



Month	Adjusted Scheduled Activity (UDA)	
	2017	2018
April	1,057	361
May	2,975	2,613
June	4,622	4,271
July	6,658	5,883
August	8,097	7,659
September	10,259	10,033
October	12,242	
November	13,793	
December	15,200	
January	17,866	
February	19,603	
March	22,182	
April	23,117	
May	23,131	
June	23,138	

QUALITY

	Quantity	Base Number	Contract	AT	Region	England
% of FP17s for the same patient ID Re-attending within 3 months - Children	249	2,491	10.0%	9.6%	12.8%	11.9%
% of FP17s for the same patient ID Re-attending within 3 months - Adults	887	4,945	17.9%	13.4%	16.5%	15.9%
% of FP17s for the same patient ID Re-attending between 3 & 9 months - Children	1,848	2,491	74.2%	63.9%	59.7%	58.1%
% of FP17s for the same patient ID Re-attending between 3 & 9 months - Adults	2,813	4,945	56.9%	55.5%	53.0%	50.6%
% of FP17s for Band 1 Urgent Courses	667	6,108	10.9%	7.4%	9.2%	9.1%
% of FP17s Relating to Free Repair or Replacements	79	6,108	1.3%	0.9%	1.0%	0.8%
% of FP17s Relating to Continuations	16	6,108	0.3%	1.2%	1.2%	1.1%
% of Patients satisfied with the dentistry they have received	33	34	97.1%	92.1%	91.6%	91.4%
% of Patients satisfied with the time they had to wait for an appointment	33	34	97.1%	88.7%	88.1%	87.7%

* This is based on patients treated on this contract for their most recent course of treatment. Figures in italics indicate the base number of FP17s or Patient Questionnaire responses are less than 100. N/A is shown where the base number of responses is less than 10 during the period. % is calculated as Quantity/Base number*100

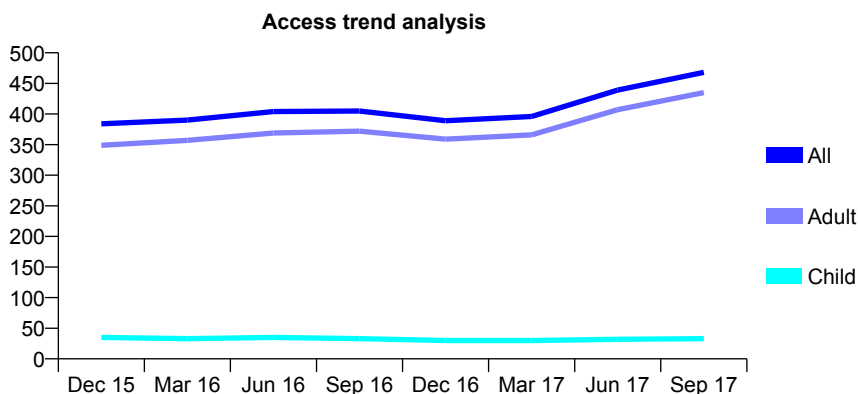
Q50 - Vital Signs At a Glance Contract Report for 762180/0003 - September 2017

Name or company name	MR RJ BROMILEY
Contract type name	PDS Contract
Purpose of contract	General
Contract start date	01/02/2010
Contract end date	31/03/2018

17/18 Contracted general activity (UDA)	4
Carry forward general activity (UDA)	0
17/18 Contracted orthodontic activity (UOA)	0
Carry forward orthodontic activity (UOA)	0
Baseline contract value	£67,686.33

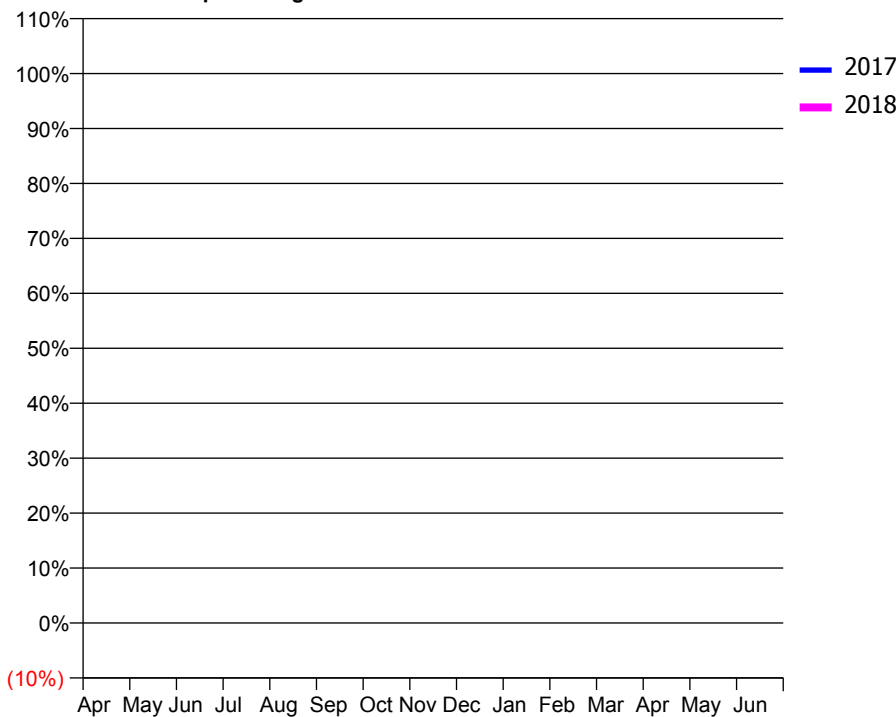
ACCESS*

Patients seen in 24 months	Total	Change since previous quarter
Quarter ending September 2016	405	
Quarter ending December 2016	389	↓
Quarter ending March 2017	396	→
Quarter ending June 2017	439	↑
Quarter ending September 2017	468	↑
Variance since September 2016	15.6%	↑



ACTIVITY

Cumulative percentage of contracted UDA delivered 2017 & 2018



Adjusted Scheduled Activity (UDA)

Month	2017	2018
April	33	12
May	83	157
June	133	237
July	181	315
August	213	390
September	279	521
October	315	
November	355	
December	388	
January	458	
February	487	
March	536	
April	602	
May	602	
June	602	

QUALITY

	Quantity	Base Number	Contract	AT	Region	England
% of FP17s for the same patient ID Re-attending within 3 months - Children	0	51	0.0%	9.6%	12.8%	11.9%
% of FP17s for the same patient ID Re-attending within 3 months - Adults	18	439	4.1%	13.4%	16.5%	15.9%
% of FP17s for the same patient ID Re-attending between 3 & 9 months - Children	0	51	0.0%	63.9%	59.7%	58.1%
% of FP17s for the same patient ID Re-attending between 3 & 9 months - Adults	5	439	1.1%	55.5%	53.0%	50.6%
% of FP17s for Band 1 Urgent Courses	430	435	98.9%	7.4%	9.2%	9.1%
% of FP17s Relating to Free Repair or Replacements	0	435	0.0%	0.9%	1.0%	0.8%
% of FP17s Relating to Continuations	0	435	0.0%	1.2%	1.2%	1.1%
% of Patients satisfied with the dentistry they have received	0	0	N/A	92.1%	91.6%	91.4%
% of Patients satisfied with the time they had to wait for an appointment	0	0	N/A	88.7%	88.1%	87.7%

* This is based on patients treated on this contract for their most recent course of treatment. Figures in italics indicate the base number of FP17s or Patient Questionnaire responses are less than 100. N/A is shown where the base number of responses is less than 10 during the period. % is calculated as Quantity/Base number*100

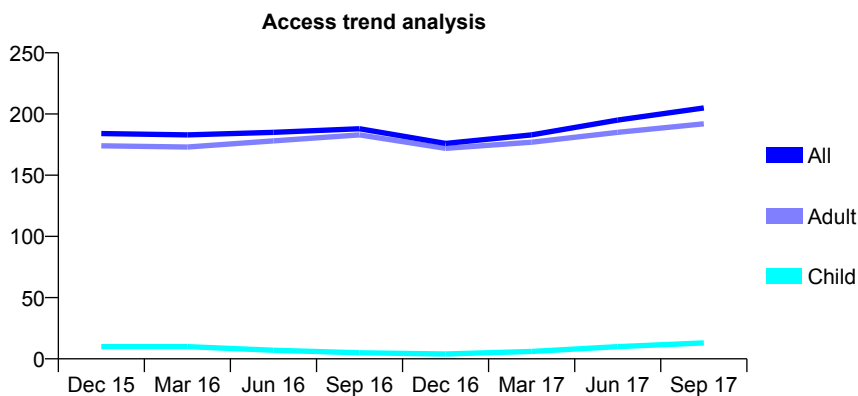
Q50 - Vital Signs At a Glance Contract Report for 762180/0004 - September 2017

Name or company name	MR RJ BROMILEY
Contract type name	PDS Contract
Purpose of contract	General
Contract start date	01/02/2010
Contract end date	31/03/2018

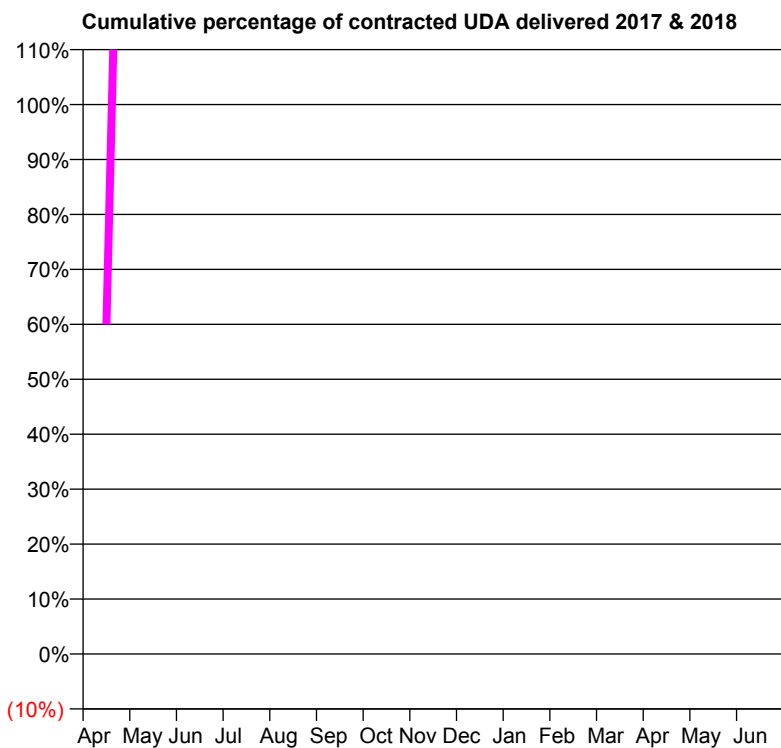
17/18 Contracted general activity (UDA)	16
Carry forward general activity (UDA)	0
17/18 Contracted orthodontic activity (UOA)	0
Carry forward orthodontic activity (UOA)	0
Baseline contract value	£29,612.78

ACCESS*

Patients seen in 24 months	Total	Change since previous quarter
Quarter ending September 2016	188	
Quarter ending December 2016	176	↓
Quarter ending March 2017	183	↑
Quarter ending June 2017	195	↑
Quarter ending September 2017	205	↑
Variance since September 2016	9.0%	↑



ACTIVITY



Adjusted Scheduled Activity (UDA)		
Month	2017	2018
April	25	10
May	31	64
June	77	92
July	87	112
August	106	144
September	140	195
October	152	
November	166	
December	174	
January	209	
February	227	
March	252	
April	257	
May	257	
June	257	

QUALITY

	Quantity	Base Number	Contract	AT	Region	England
% of FP17s for the same patient ID Re-attending within 3 months - Children	0	15	0.0%	9.6%	12.8%	11.9%
% of FP17s for the same patient ID Re-attending within 3 months - Adults	3	155	1.9%	13.4%	16.5%	15.9%
% of FP17s for the same patient ID Re-attending between 3 & 9 months - Children	0	15	0.0%	63.9%	59.7%	58.1%
% of FP17s for the same patient ID Re-attending between 3 & 9 months - Adults	0	155	0.0%	55.5%	53.0%	50.6%
% of FP17s for Band 1 Urgent Courses	160	165	97.0%	7.4%	9.2%	9.1%
% of FP17s Relating to Free Repair or Replacements	0	165	0.0%	0.9%	1.0%	0.8%
% of FP17s Relating to Continuations	0	165	0.0%	1.2%	1.2%	1.1%
% of Patients satisfied with the dentistry they have received	0	1	N/A	92.1%	91.6%	91.4%
% of Patients satisfied with the time they had to wait for an appointment	1	1	N/A	88.7%	88.1%	87.7%

* This is based on patients treated on this contract for their most recent course of treatment. Figures in italics indicate the base number of FP17s or Patient Questionnaire responses are less than 100. N/A is shown where the base number of responses is less than 10 during the period. % is calculated as Quantity/Base number*100

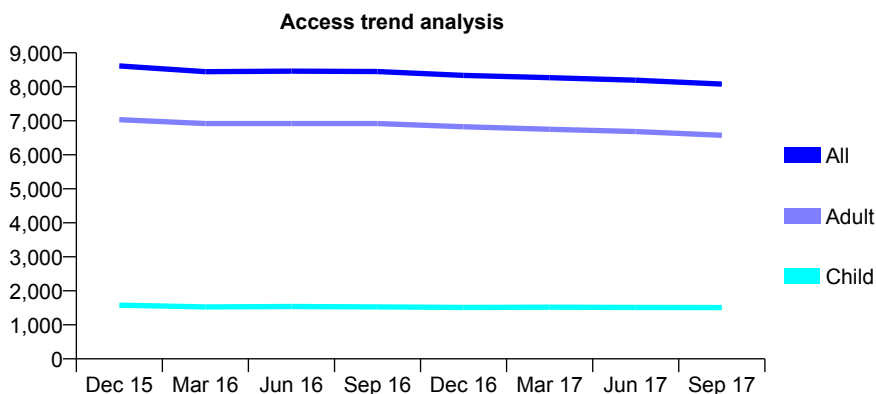
Q50 - Vital Signs At a Glance Contract Report for 772275/0001 - September 2017

Name or company name	MS MM ODUKOYA
Contract type name	GDS Contract
Purpose of contract	General
Contract start date	01/04/2006
Contract end date	

17/18 Contracted general activity (UDA)	19,042
Carry forward general activity (UDA)	0
17/18 Contracted orthodontic activity (UOA)	0
Carry forward orthodontic activity (UOA)	0
Baseline contract value	£599,902.95

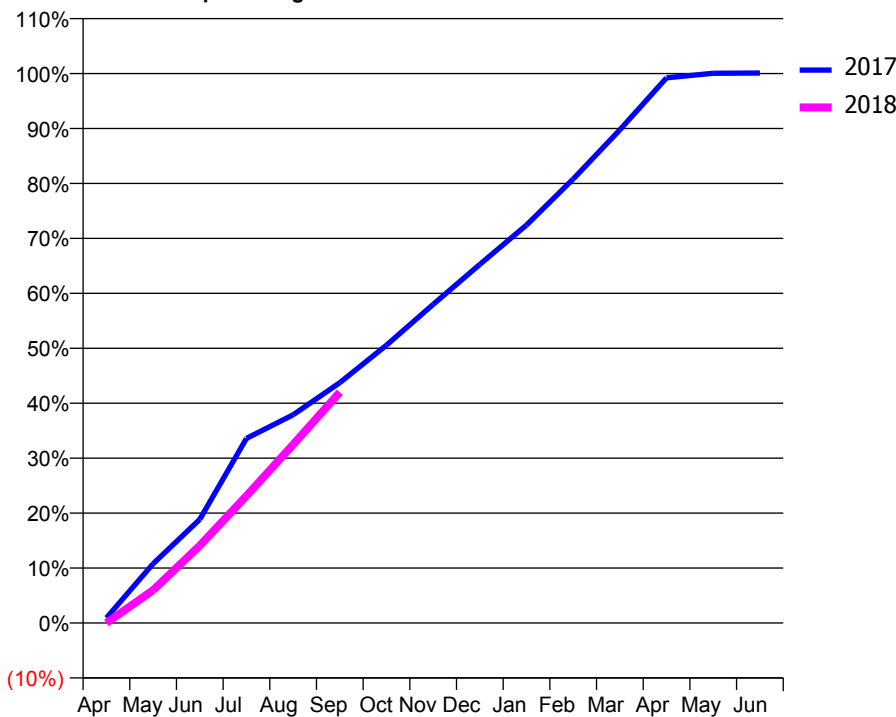
ACCESS*

Patients seen in 24 months	Total	Change since previous quarter
Quarter ending September 2016	8,448	
Quarter ending December 2016	8,335	↓
Quarter ending March 2017	8,269	→
Quarter ending June 2017	8,194	→
Quarter ending September 2017	8,079	↓
Variance since September 2016	(4.4%)	↓



ACTIVITY

Cumulative percentage of contracted UDA delivered 2017 & 2018



Adjusted Scheduled Activity (UDA)

Month	2017	2018
April	179	0
May	2,056	1,137
June	3,593	2,684
July	6,398	4,407
August	7,214	6,187
September	8,331	7,994
October	9,626	
November	11,042	
December	12,427	
January	13,792	
February	15,386	
March	17,091	
April	18,892	
May	19,050	
June	19,058	

QUALITY

	Quantity	Base Number	Contract	AT	Region	England
% of FP17s for the same patient ID Re-attending within 3 months - Children	86	1,287	6.7%	9.6%	12.8%	11.9%
% of FP17s for the same patient ID Re-attending within 3 months - Adults	693	4,758	14.6%	13.4%	16.5%	15.9%
% of FP17s for the same patient ID Re-attending between 3 & 9 months - Children	798	1,287	62.0%	63.9%	59.7%	58.1%
% of FP17s for the same patient ID Re-attending between 3 & 9 months - Adults	1,889	4,758	39.7%	55.5%	53.0%	50.6%
% of FP17s for Band 1 Urgent Courses	432	4,811	9.0%	7.4%	9.2%	9.1%
% of FP17s Relating to Free Repair or Replacements	71	4,811	1.5%	0.9%	1.0%	0.8%
% of FP17s Relating to Continuations	29	4,811	0.6%	1.2%	1.2%	1.1%
% of Patients satisfied with the dentistry they have received	7	7	N/A	92.1%	91.6%	91.4%
% of Patients satisfied with the time they had to wait for an appointment	6	7	N/A	88.7%	88.1%	87.7%

* This is based on patients treated on this contract for their most recent course of treatment. Figures in italics indicate the base number of FP17s or Patient Questionnaire responses are less than 100. N/A is shown where the base number of responses is less than 10 during the period. % is calculated as Quantity/Base number*100

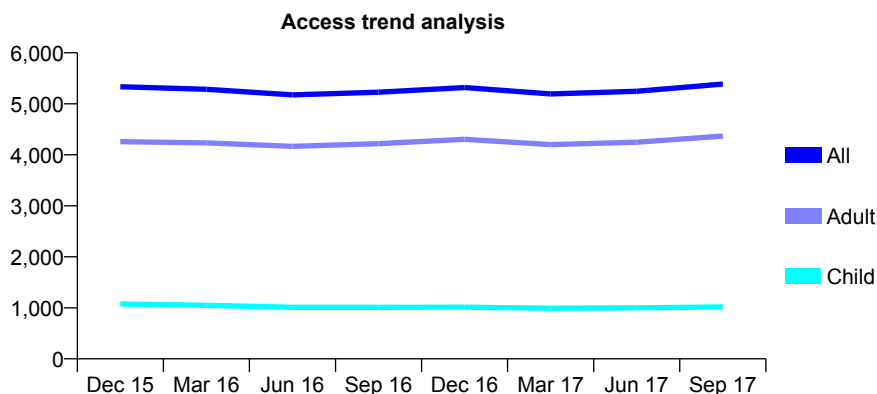
Q50 - Vital Signs At a Glance Contract Report for 776882/0001 - September 2017

Name or company name	MR CT CHALLANS
Contract type name	GDS Contract
Purpose of contract	General
Contract start date	01/12/2006
Contract end date	

17/18 Contracted general activity (UDA)	13,078
Carry forward general activity (UDA)	0
17/18 Contracted orthodontic activity (UOA)	0
Carry forward orthodontic activity (UOA)	0
Baseline contract value	£348,159.60

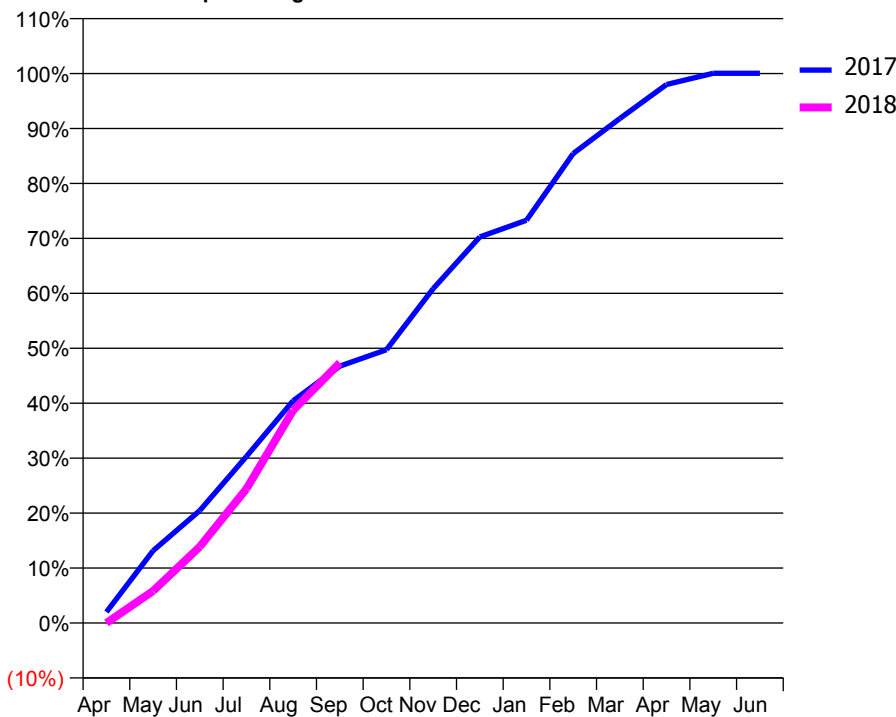
ACCESS*

Patients seen in 24 months	Total	Change since previous quarter
Quarter ending September 2016	5,227	
Quarter ending December 2016	5,318	→
Quarter ending March 2017	5,193	↓
Quarter ending June 2017	5,245	→
Quarter ending September 2017	5,386	↑
Variance since September 2016	3.0%	↑



ACTIVITY

Cumulative percentage of contracted UDA delivered 2017 & 2018



Adjusted Scheduled Activity (UDA)

Month	2017	2018
April	262	0
May	1,723	765
June	2,676	1,818
July	3,966	3,193
August	5,289	5,064
September	6,114	6,194
October	6,504	
November	7,959	
December	9,190	
January	9,587	
February	11,172	
March	12,008	
April	12,818	
May	13,084	
June	13,084	

QUALITY

	Quantity	Base Number	Contract	AT	Region	England
% of FP17s for the same patient ID Re-attending within 3 months - Children	53	796	6.7%	9.6%	12.8%	11.9%
% of FP17s for the same patient ID Re-attending within 3 months - Adults	342	3,154	10.8%	13.4%	16.5%	15.9%
% of FP17s for the same patient ID Re-attending between 3 & 9 months - Children	428	796	53.8%	63.9%	59.7%	58.1%
% of FP17s for the same patient ID Re-attending between 3 & 9 months - Adults	1,585	3,154	50.3%	55.5%	53.0%	50.6%
% of FP17s for Band 1 Urgent Courses	141	2,800	5.0%	7.4%	9.2%	9.1%
% of FP17s Relating to Free Repair or Replacements	29	2,800	1.0%	0.9%	1.0%	0.8%
% of FP17s Relating to Continuations	36	2,800	1.3%	1.2%	1.2%	1.1%
% of Patients satisfied with the dentistry they have received	8	10	80.0%	92.1%	91.6%	91.4%
% of Patients satisfied with the time they had to wait for an appointment	8	10	80.0%	88.7%	88.1%	87.7%

* This is based on patients treated on this contract for their most recent course of treatment. Figures in italics indicate the base number of FP17s or Patient Questionnaire responses are less than 100. N/A is shown where the base number of responses is less than 10 during the period. % is calculated as Quantity/Base number*100

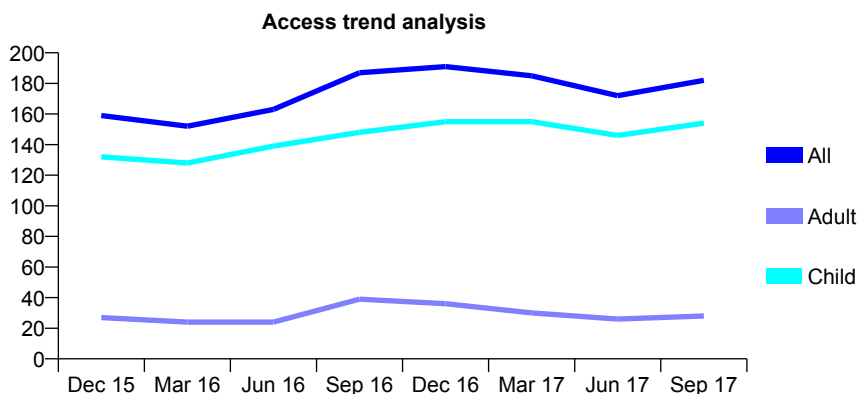
Q50 - Vital Signs At a Glance Contract Report for 802425/0001 - September 2017

Name or company name	Skipper & Moran
Contract type name	GDS Contract
Purpose of contract	General and Orthodontic
Contract start date	01/04/2006
Contract end date	

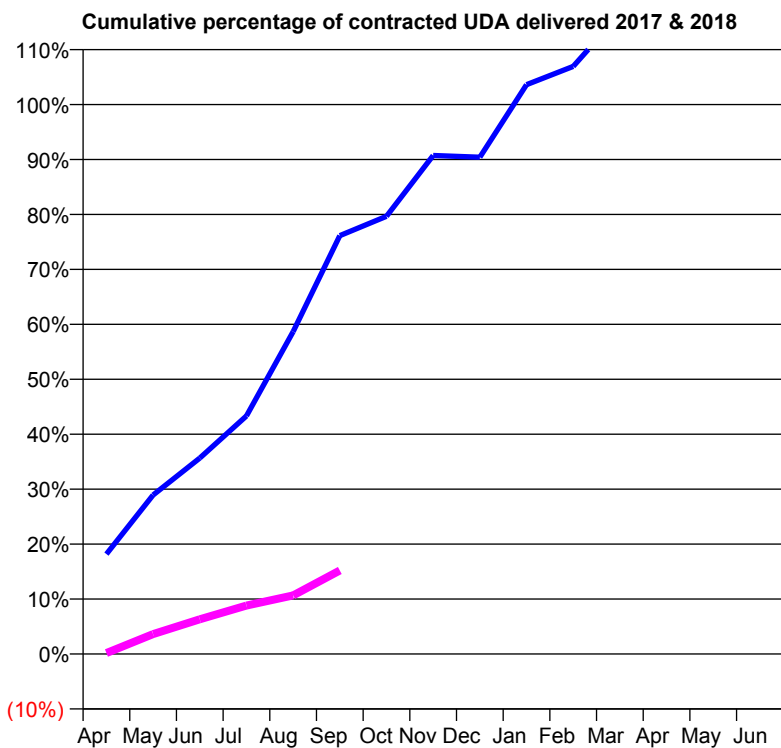
17/18 Contracted general activity (UDA)	1,053
Carry forward general activity (UDA)	0
17/18 Contracted orthodontic activity (UOA)	0
Carry forward orthodontic activity (UOA)	0
Baseline contract value	£83,829.21

ACCESS*

Patients seen in 24 months	Total	Change since previous quarter
Quarter ending September 2016	187	
Quarter ending December 2016	191	↑
Quarter ending March 2017	185	↓
Quarter ending June 2017	172	↓
Quarter ending September 2017	182	↑
Variance since September 2016	(2.7%)	↓



ACTIVITY



Month	Adjusted Scheduled Activity (UDA)	
	2017	2018
April	55	2
May	87	38
June	107	67
July	130	93
August	176	112
September	228	160
October	239	
November	272	
December	271	
January	311	
February	321	
March	349	
April	362	
May	362	
June	362	

QUALITY

	Quantity	Base Number	Contract	AT	Region	England
% of FP17s for the same patient ID Re-attending within 3 months - Children	8	135	5.9%	9.6%	12.8%	11.9%
% of FP17s for the same patient ID Re-attending within 3 months - Adults	0	8	0.0%	13.4%	16.5%	15.9%
% of FP17s for the same patient ID Re-attending between 3 & 9 months - Children	64	135	47.4%	63.9%	59.7%	58.1%
% of FP17s for the same patient ID Re-attending between 3 & 9 months - Adults	1	8	12.5%	55.5%	53.0%	50.6%
% of FP17s for Band 1 Urgent Courses	11	100	11.0%	7.4%	9.2%	9.1%
% of FP17s Relating to Free Repair or Replacements	0	100	0.0%	0.9%	1.0%	0.8%
% of FP17s Relating to Continuations	0	100	0.0%	1.2%	1.2%	1.1%
% of Patients satisfied with the dentistry they have received	0	0	N/A	92.1%	91.6%	91.4%
% of Patients satisfied with the time they had to wait for an appointment	0	0	N/A	88.7%	88.1%	87.7%

* This is based on patients treated on this contract for their most recent course of treatment. Figures in italics indicate the base number of FP17s or Patient Questionnaire responses are less than 100. N/A is shown where the base number of responses is less than 10 during the period. % is calculated as Quantity/Base number*100

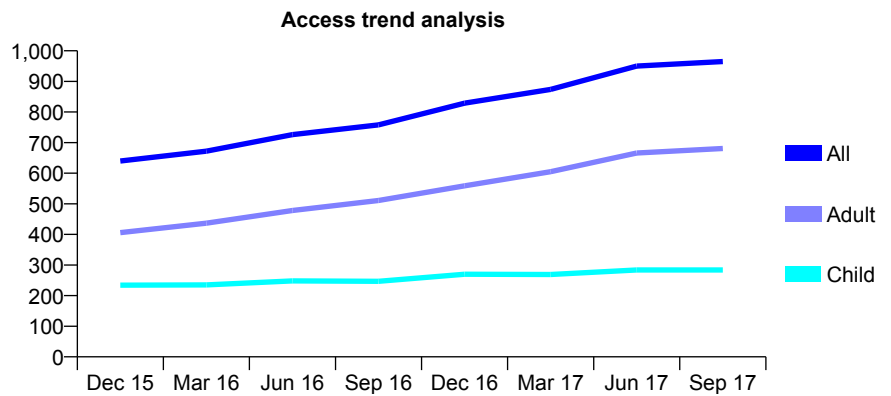
Q50 - Vital Signs At a Glance Contract Report for 810223/0001 - September 2017

Name or company name	MR SW HEYLINGS
Contract type name	GDS Contract
Purpose of contract	General
Contract start date	01/04/2006
Contract end date	

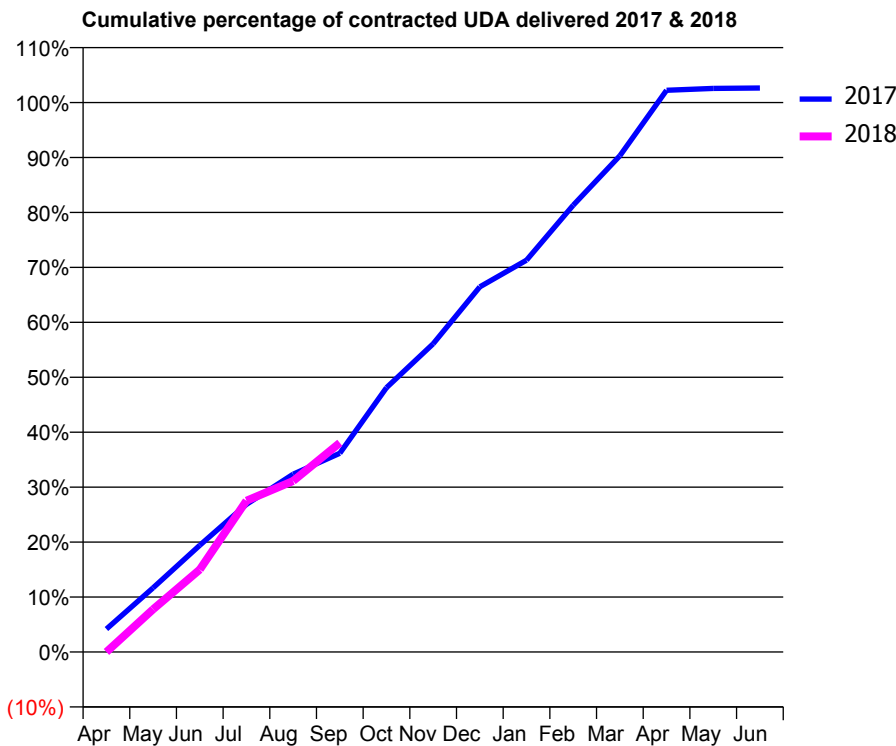
17/18 Contracted general activity (UDA)	2,635
Carry forward general activity (UDA)	0
17/18 Contracted orthodontic activity (UOA)	0
Carry forward orthodontic activity (UOA)	0
Baseline contract value	£72,283.40

ACCESS*

Patients seen in 24 months	Total	Change since previous quarter
Quarter ending September 2016	758	
Quarter ending December 2016	829	↑
Quarter ending March 2017	874	↑
Quarter ending June 2017	950	↑
Quarter ending September 2017	965	→
Variance since September 2016	27.3%	↑



ACTIVITY



Month	Adjusted Scheduled Activity (UDA)	
	2017	2018
April	110	0
May	308	205
June	512	396
July	708	726
August	852	820
September	953	1,003
October	1,268	
November	1,478	
December	1,751	
January	1,879	
February	2,142	
March	2,380	
April	2,694	
May	2,703	
June	2,705	

QUALITY

	Quantity	Base Number	Contract	AT	Region	England
% of FP17s for the same patient ID Re-attending within 3 months - Children	16	203	7.9%	9.6%	12.8%	11.9%
% of FP17s for the same patient ID Re-attending within 3 months - Adults	58	469	12.4%	13.4%	16.5%	15.9%
% of FP17s for the same patient ID Re-attending between 3 & 9 months - Children	116	203	57.1%	63.9%	59.7%	58.1%
% of FP17s for the same patient ID Re-attending between 3 & 9 months - Adults	233	469	49.7%	55.5%	53.0%	50.6%
% of FP17s for Band 1 Urgent Courses	26	513	5.1%	7.4%	9.2%	9.1%
% of FP17s Relating to Free Repair or Replacements	0	513	0.0%	0.9%	1.0%	0.8%
% of FP17s Relating to Continuations	3	513	0.6%	1.2%	1.2%	1.1%
% of Patients satisfied with the dentistry they have received	7	8	N/A	92.1%	91.6%	91.4%
% of Patients satisfied with the time they had to wait for an appointment	6	8	N/A	88.7%	88.1%	87.7%

* This is based on patients treated on this contract for their most recent course of treatment. Figures in italics indicate the base number of FP17s or Patient Questionnaire responses are less than 100. N/A is shown where the base number of responses is less than 10 during the period. % is calculated as Quantity/Base number*100

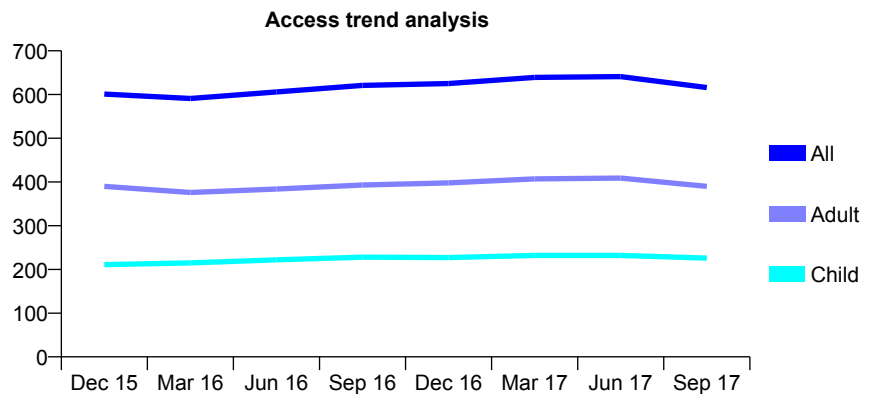
Q50 - Vital Signs At a Glance Contract Report for 810290/0001 - September 2017

Name or company name	MR PA RIDING
Contract type name	GDS Contract
Purpose of contract	General
Contract start date	01/04/2006
Contract end date	

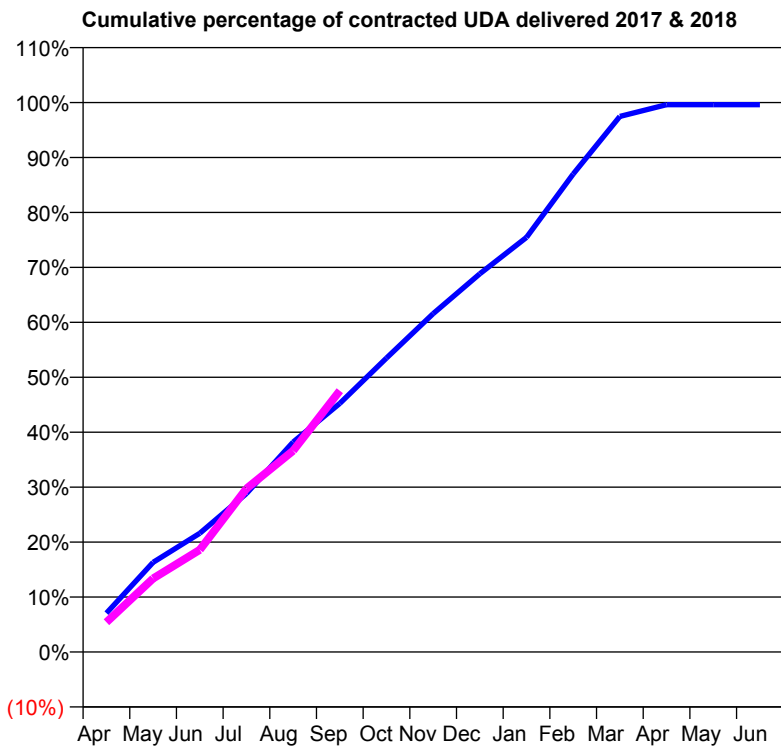
17/18 Contracted general activity (UDA)	1,711
Carry forward general activity (UDA)	0
17/18 Contracted orthodontic activity (UOA)	0
Carry forward orthodontic activity (UOA)	0
Baseline contract value	£51,717.65

ACCESS*

Patients seen in 24 months	Total	Change since previous quarter
Quarter ending September 2016	621	
Quarter ending December 2016	625	→
Quarter ending March 2017	639	↑
Quarter ending June 2017	641	→
Quarter ending September 2017	616	↓
Variance since September 2016	(0.8%)	→



ACTIVITY



Adjusted Scheduled Activity (UDA)		
Month	2017	2018
April	121	93
May	279	229
June	370	318
July	493	509
August	654	627
September	774	814
October	915	
November	1,054	
December	1,178	
January	1,291	
February	1,488	
March	1,668	
April	1,704	
May	1,704	
June	1,704	

QUALITY

	Quantity	Base Number	Contract	AT	Region	England
% of FP17s for the same patient ID Re-attending within 3 months - Children	14	165	8.5%	9.6%	12.8%	11.9%
% of FP17s for the same patient ID Re-attending within 3 months - Adults	16	232	6.9%	13.4%	16.5%	15.9%
% of FP17s for the same patient ID Re-attending between 3 & 9 months - Children	98	165	59.4%	63.9%	59.7%	58.1%
% of FP17s for the same patient ID Re-attending between 3 & 9 months - Adults	123	232	53.0%	55.5%	53.0%	50.6%
% of FP17s for Band 1 Urgent Courses	14	376	3.7%	7.4%	9.2%	9.1%
% of FP17s Relating to Free Repair or Replacements	0	376	0.0%	0.9%	1.0%	0.8%
% of FP17s Relating to Continuations	1	376	0.3%	1.2%	1.2%	1.1%
% of Patients satisfied with the dentistry they have received	0	1	N/A	92.1%	91.6%	91.4%
% of Patients satisfied with the time they had to wait for an appointment	1	1	N/A	88.7%	88.1%	87.7%

* This is based on patients treated on this contract for their most recent course of treatment. Figures in italics indicate the base number of FP17s or Patient Questionnaire responses are less than 100. N/A is shown where the base number of responses is less than 10 during the period. % is calculated as Quantity/Base number*100

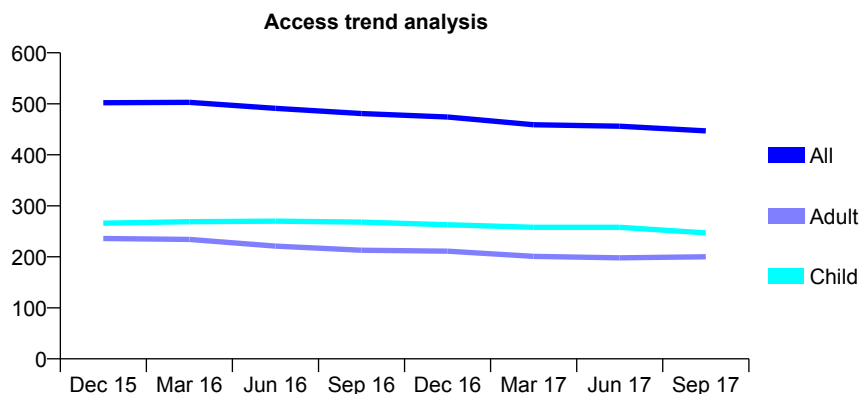
Q50 - Vital Signs At a Glance Contract Report for 811076/0001 - September 2017

Name or company name	MR DR FEIRN
Contract type name	GDS Contract
Purpose of contract	General and Orthodontic
Contract start date	01/04/2006
Contract end date	

17/18 Contracted general activity (UDA)	1,214
Carry forward general activity (UDA)	0
17/18 Contracted orthodontic activity (UOA)	220
Carry forward orthodontic activity (UOA)	0
Baseline contract value	£45,957.79

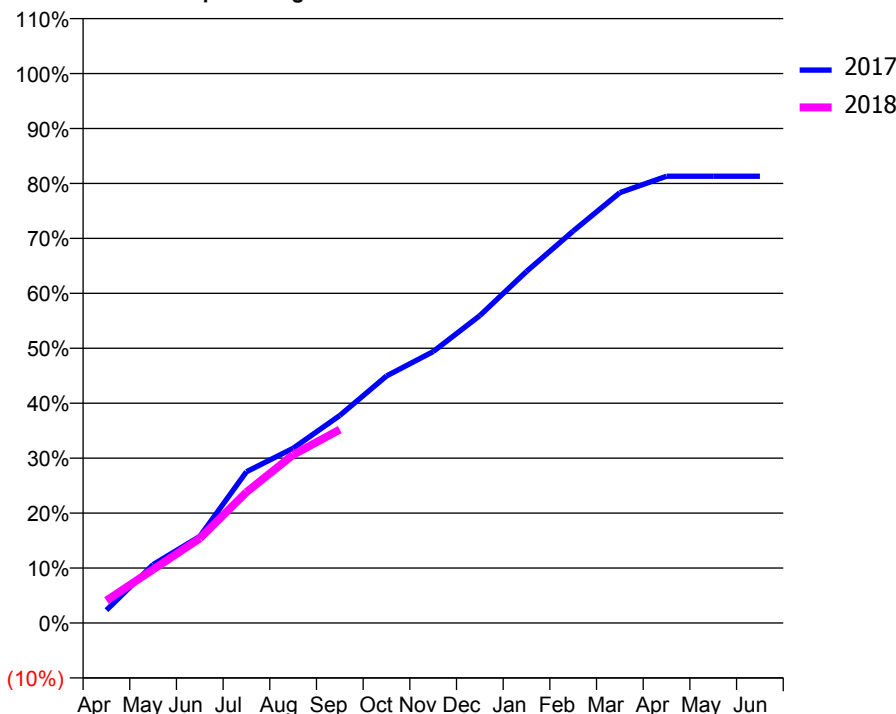
ACCESS*

Patients seen in 24 months	Total	Change since previous quarter
Quarter ending September 2016	481	
Quarter ending December 2016	474	↓
Quarter ending March 2017	459	↓
Quarter ending June 2017	456	→
Quarter ending September 2017	447	↓
Variance since September 2016	(7.1%)	↓



ACTIVITY

Cumulative percentage of contracted UDA delivered 2017 & 2018



Adjusted Scheduled Activity (UDA)		
Month	2017	2018
April	28	50
May	129	118
June	191	187
July	334	289
August	386	372
September	459	427
October	546	
November	600	
December	679	
January	777	
February	866	
March	951	
April	987	
May	987	
June	987	

QUALITY

	Quantity	Base Number	Contract	AT	Region	England
% of FP17s for the same patient ID Re-attending within 3 months - Children	16	197	8.1%	9.6%	12.8%	11.9%
% of FP17s for the same patient ID Re-attending within 3 months - Adults	25	128	19.5%	13.4%	16.5%	15.9%
% of FP17s for the same patient ID Re-attending between 3 & 9 months - Children	125	197	63.5%	63.9%	59.7%	58.1%
% of FP17s for the same patient ID Re-attending between 3 & 9 months - Adults	65	128	50.8%	55.5%	53.0%	50.6%
% of FP17s for Band 1 Urgent Courses	26	296	8.8%	7.4%	9.2%	9.1%
% of FP17s Relating to Free Repair or Replacements	0	296	0.0%	0.9%	1.0%	0.8%
% of FP17s Relating to Continuations	1	296	0.3%	1.2%	1.2%	1.1%
% of Patients satisfied with the dentistry they have received	1	1	N/A	92.1%	91.6%	91.4%
% of Patients satisfied with the time they had to wait for an appointment	1	1	N/A	88.7%	88.1%	87.7%

* This is based on patients treated on this contract for their most recent course of treatment. Figures in italics indicate the base number of FP17s or Patient Questionnaire responses are less than 100. N/A is shown where the base number of responses is less than 10 during the period. % is calculated as Quantity/Base number*100

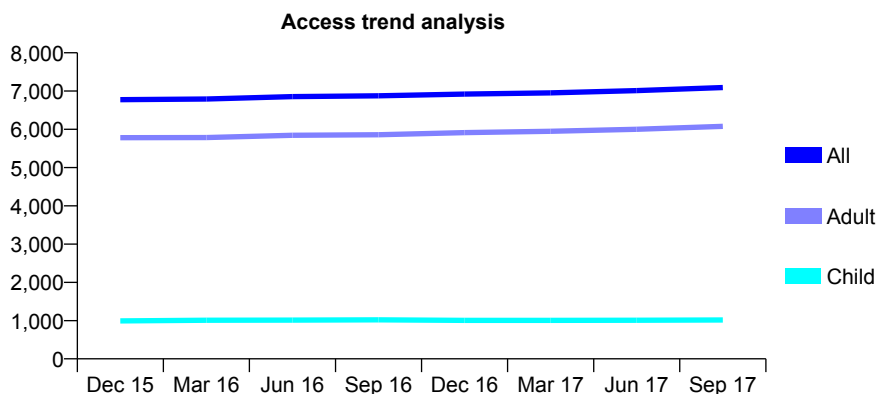
Q50 - Vital Signs At a Glance Contract Report for 819794/0001 - September 2017

Name or company name	MR DJ HARRIS
Contract type name	GDS Contract
Purpose of contract	General
Contract start date	01/12/2006
Contract end date	

17/18 Contracted general activity (UDA)	24,510
Carry forward general activity (UDA)	0
17/18 Contracted orthodontic activity (UOA)	0
Carry forward orthodontic activity (UOA)	0
Baseline contract value	£575,708.23

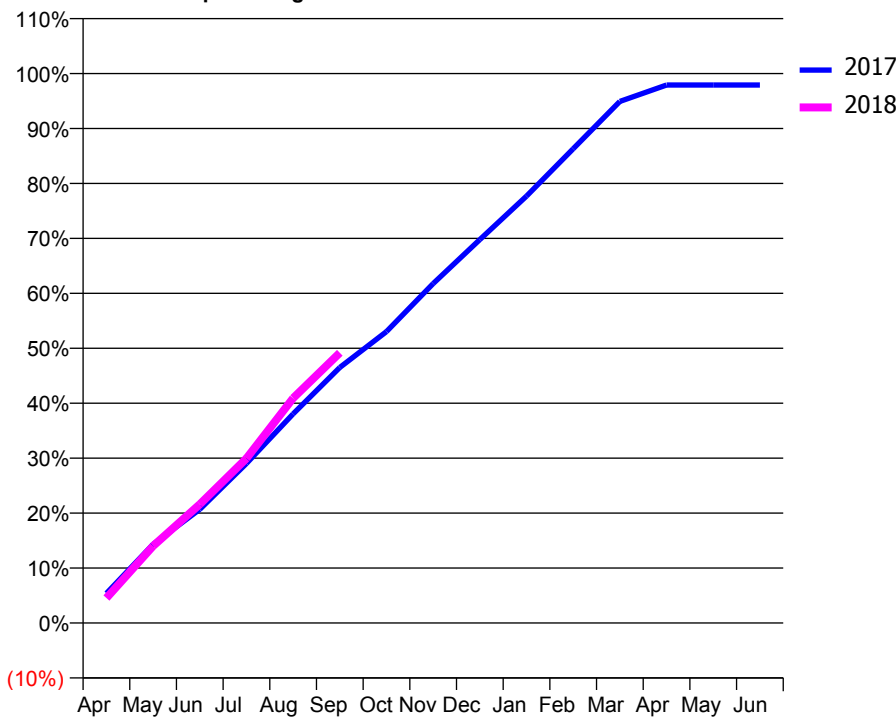
ACCESS*

Patients seen in 24 months	Total	Change since previous quarter
Quarter ending September 2016	6,877	
Quarter ending December 2016	6,920	→
Quarter ending March 2017	6,953	→
Quarter ending June 2017	7,012	→
Quarter ending September 2017	7,092	→
Variance since September 2016	3.1%	↑



ACTIVITY

Cumulative percentage of contracted UDA delivered 2017 & 2018



Month	Adjusted Scheduled Activity (UDA)	
	2017	2018
April	1,324	1,116
May	3,510	3,435
June	5,069	5,294
July	7,117	7,340
August	9,329	10,029
September	11,396	12,056
October	12,996	
November	15,140	
December	17,100	
January	19,040	
February	21,154	
March	23,268	
April	23,994	
May	23,994	
June	23,994	

QUALITY

	Quantity	Base Number	Contract	AT	Region	England
% of FP17s for the same patient ID Re-attending within 3 months - Children	59	944	6.3%	9.6%	12.8%	11.9%
% of FP17s for the same patient ID Re-attending within 3 months - Adults	1,041	5,953	17.5%	13.4%	16.5%	15.9%
% of FP17s for the same patient ID Re-attending between 3 & 9 months - Children	598	944	63.3%	63.9%	59.7%	58.1%
% of FP17s for the same patient ID Re-attending between 3 & 9 months - Adults	3,865	5,953	64.9%	55.5%	53.0%	50.6%
% of FP17s for Band 1 Urgent Courses	478	6,490	7.4%	7.4%	9.2%	9.1%
% of FP17s Relating to Free Repair or Replacements	199	6,490	3.1%	0.9%	1.0%	0.8%
% of FP17s Relating to Continuations	179	6,490	2.8%	1.2%	1.2%	1.1%
% of Patients satisfied with the dentistry they have received	37	38	97.4%	92.1%	91.6%	91.4%
% of Patients satisfied with the time they had to wait for an appointment	36	38	94.7%	88.7%	88.1%	87.7%

* This is based on patients treated on this contract for their most recent course of treatment. Figures in italics indicate the base number of FP17s or Patient Questionnaire responses are less than 100. N/A is shown where the base number of responses is less than 10 during the period. % is calculated as Quantity/Base number*100

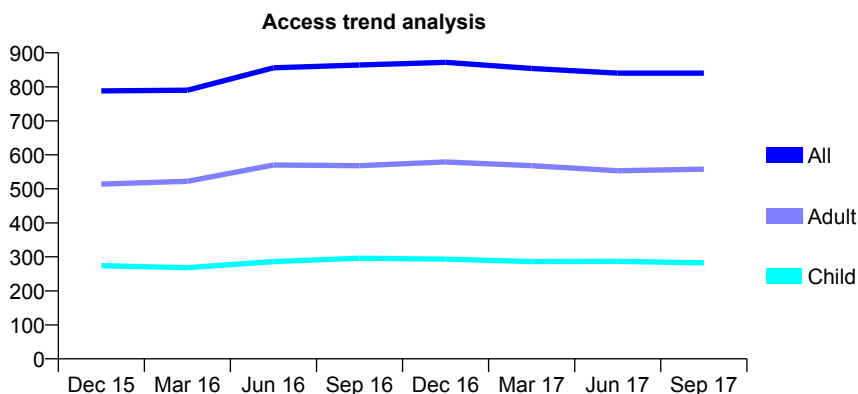
Q50 - Vital Signs At a Glance Contract Report for 824100/0001 - September 2017

Name or company name	MR AR DICKENS
Contract type name	GDS Contract
Purpose of contract	General
Contract start date	01/04/2006
Contract end date	

17/18 Contracted general activity (UDA)	1,924
Carry forward general activity (UDA)	0
17/18 Contracted orthodontic activity (UOA)	0
Carry forward orthodontic activity (UOA)	0
Baseline contract value	£58,477.80

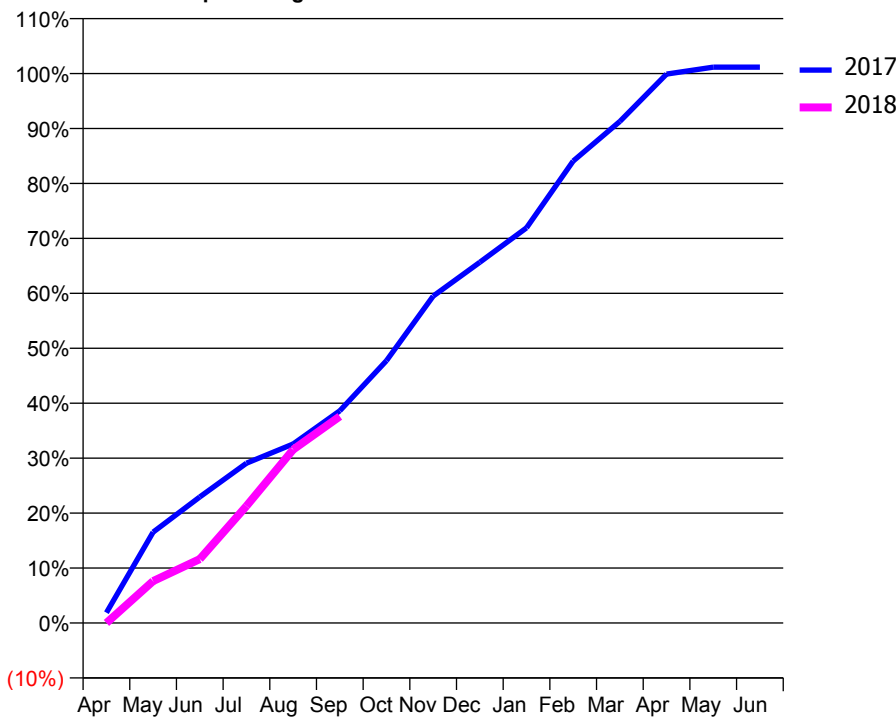
ACCESS*

Patients seen in 24 months	Total	Change since previous quarter
Quarter ending September 2016	864	
Quarter ending December 2016	872	→
Quarter ending March 2017	854	↓
Quarter ending June 2017	840	↓
Quarter ending September 2017	840	→
Variance since September 2016	(2.8%)	↓



ACTIVITY

Cumulative percentage of contracted UDA delivered 2017 & 2018



Adjusted Scheduled Activity (UDA)

Month	2017	2018
April	36	0
May	318	147
June	441	224
July	560	410
August	627	607
September	743	724
October	918	
November	1,145	
December	1,263	
January	1,384	
February	1,618	
March	1,756	
April	1,922	
May	1,946	
June	1,946	

QUALITY

	Quantity	Base Number	Contract	AT	Region	England
% of FP17s for the same patient ID Re-attending within 3 months - Children	9	169	5.3%	9.6%	12.8%	11.9%
% of FP17s for the same patient ID Re-attending within 3 months - Adults	38	296	12.8%	13.4%	16.5%	15.9%
% of FP17s for the same patient ID Re-attending between 3 & 9 months - Children	94	169	55.6%	63.9%	59.7%	58.1%
% of FP17s for the same patient ID Re-attending between 3 & 9 months - Adults	135	296	45.6%	55.5%	53.0%	50.6%
% of FP17s for Band 1 Urgent Courses	33	380	8.7%	7.4%	9.2%	9.1%
% of FP17s Relating to Free Repair or Replacements	0	380	0.0%	0.9%	1.0%	0.8%
% of FP17s Relating to Continuations	3	380	0.8%	1.2%	1.2%	1.1%
% of Patients satisfied with the dentistry they have received	6	6	N/A	92.1%	91.6%	91.4%
% of Patients satisfied with the time they had to wait for an appointment	6	6	N/A	88.7%	88.1%	87.7%

* This is based on patients treated on this contract for their most recent course of treatment. Figures in italics indicate the base number of FP17s or Patient Questionnaire responses are less than 100. N/A is shown where the base number of responses is less than 10 during the period. % is calculated as Quantity/Base number*100

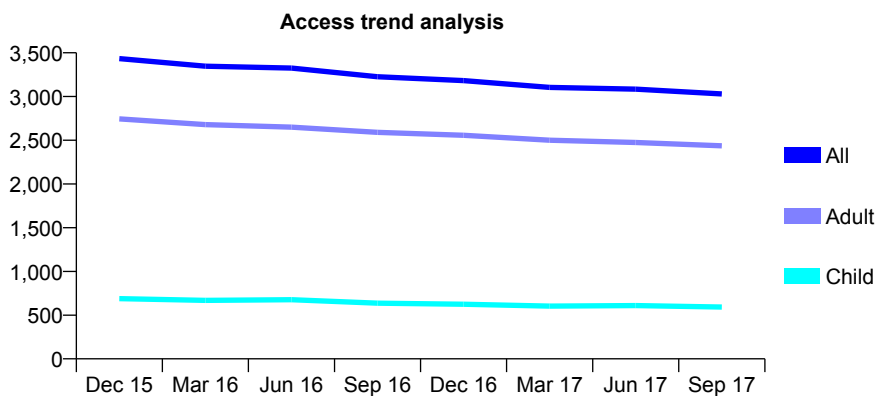
Q50 - Vital Signs At a Glance Contract Report for 844152/0001 - September 2017

Name or company name	MR ST COLES
Contract type name	GDS Contract
Purpose of contract	General
Contract start date	01/04/2006
Contract end date	

17/18 Contracted general activity (UDA)	8,810
Carry forward general activity (UDA)	0
17/18 Contracted orthodontic activity (UOA)	0
Carry forward orthodontic activity (UOA)	0
Baseline contract value	£272,676.98

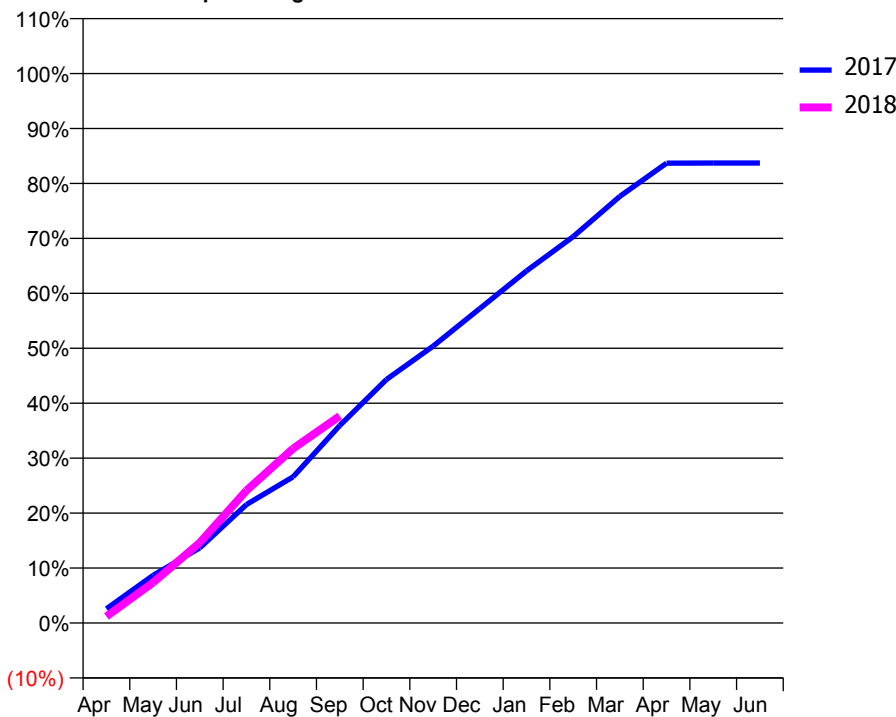
ACCESS*

Patients seen in 24 months	Total	Change since previous quarter
Quarter ending September 2016	3,226	
Quarter ending December 2016	3,182	↓
Quarter ending March 2017	3,104	↓
Quarter ending June 2017	3,085	→
Quarter ending September 2017	3,029	↓
Variance since September 2016	(6.1%)	↓



ACTIVITY

Cumulative percentage of contracted UDA delivered 2017 & 2018



Month	Adjusted Scheduled Activity (UDA)	
	2017	2018
April	228	105
May	765	650
June	1,205	1,288
July	1,900	2,124
August	2,345	2,798
September	3,167	3,319
October	3,905	
November	4,440	
December	5,042	
January	5,646	
February	6,194	
March	6,840	
April	7,373	
May	7,374	
June	7,374	

QUALITY

	Quantity	Base Number	Contract	AT	Region	England
% of FP17s for the same patient ID Re-attending within 3 months - Children	15	329	4.6%	9.6%	12.8%	11.9%
% of FP17s for the same patient ID Re-attending within 3 months - Adults	185	1,319	14.0%	13.4%	16.5%	15.9%
% of FP17s for the same patient ID Re-attending between 3 & 9 months - Children	61	329	18.5%	63.9%	59.7%	58.1%
% of FP17s for the same patient ID Re-attending between 3 & 9 months - Adults	279	1,319	21.2%	55.5%	53.0%	50.6%
% of FP17s for Band 1 Urgent Courses	76	1,413	5.4%	7.4%	9.2%	9.1%
% of FP17s Relating to Free Repair or Replacements	26	1,413	1.8%	0.9%	1.0%	0.8%
% of FP17s Relating to Continuations	23	1,413	1.6%	1.2%	1.2%	1.1%
% of Patients satisfied with the dentistry they have received	12	12	100.0%	92.1%	91.6%	91.4%
% of Patients satisfied with the time they had to wait for an appointment	12	12	100.0%	88.7%	88.1%	87.7%

* This is based on patients treated on this contract for their most recent course of treatment. Figures in italics indicate the base number of FP17s or Patient Questionnaire responses are less than 100. N/A is shown where the base number of responses is less than 10 during the period. % is calculated as Quantity/Base number*100

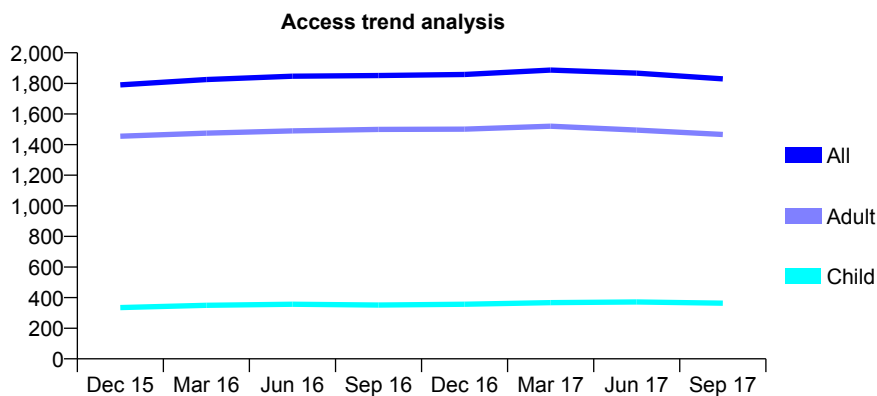
Q50 - Vital Signs At a Glance Contract Report for 854549/0001 - September 2017

Name or company name	MR N THAKKER
Contract type name	GDS Contract
Purpose of contract	General
Contract start date	20/07/2009
Contract end date	

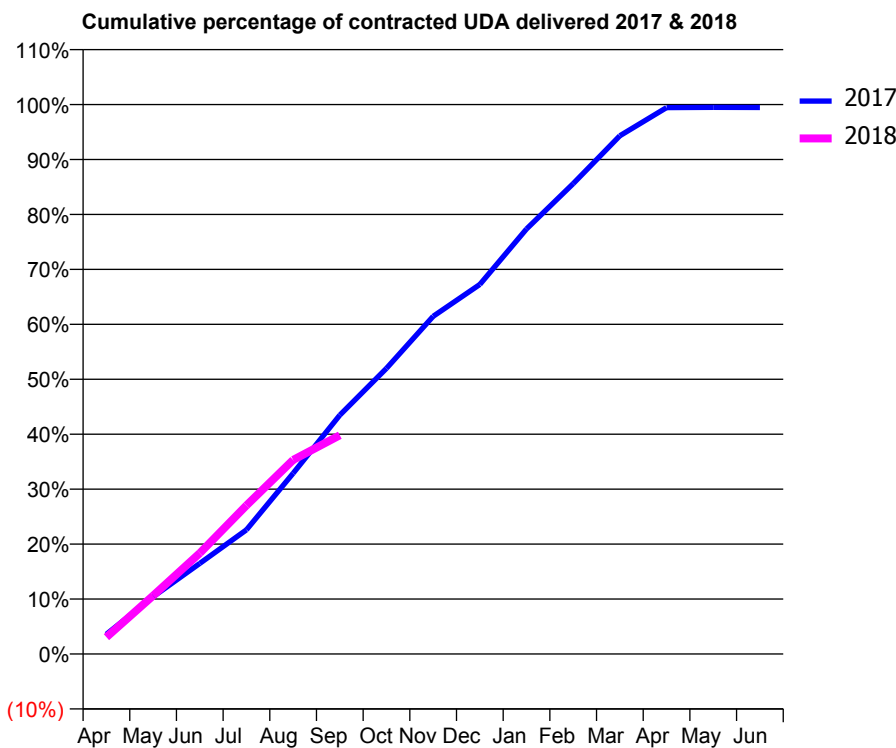
17/18 Contracted general activity (UDA)	7,000
Carry forward general activity (UDA)	0
17/18 Contracted orthodontic activity (UOA)	0
Carry forward orthodontic activity (UOA)	0
Baseline contract value	£190,204.54

ACCESS*

Patients seen in 24 months	Total	Change since previous quarter
Quarter ending September 2016	1,851	
Quarter ending December 2016	1,858	→
Quarter ending March 2017	1,887	→
Quarter ending June 2017	1,867	↓
Quarter ending September 2017	1,830	↓
Variance since September 2016	(1.1%)	↓



ACTIVITY



Month	Adjusted Scheduled Activity (UDA)	
	2017	2018
April	252	215
May	730	742
June	1,154	1,285
July	1,583	1,893
August	2,303	2,473
September	3,043	2,786
October	3,639	
November	4,302	
December	4,708	
January	5,415	
February	5,992	
March	6,603	
April	6,961	
May	6,964	
June	6,962	

QUALITY

	Quantity	Base Number	Contract	AT	Region	England
% of FP17s for the same patient ID Re-attending within 3 months - Children	32	344	9.3%	9.6%	12.8%	11.9%
% of FP17s for the same patient ID Re-attending within 3 months - Adults	156	1,263	12.4%	13.4%	16.5%	15.9%
% of FP17s for the same patient ID Re-attending between 3 & 9 months - Children	258	344	75.0%	63.9%	59.7%	58.1%
% of FP17s for the same patient ID Re-attending between 3 & 9 months - Adults	940	1,263	74.4%	55.5%	53.0%	50.6%
% of FP17s for Band 1 Urgent Courses	70	1,499	4.7%	7.4%	9.2%	9.1%
% of FP17s Relating to Free Repair or Replacements	12	1,499	0.8%	0.9%	1.0%	0.8%
% of FP17s Relating to Continuations	7	1,499	0.5%	1.2%	1.2%	1.1%
% of Patients satisfied with the dentistry they have received	11	12	91.7%	92.1%	91.6%	91.4%
% of Patients satisfied with the time they had to wait for an appointment	10	12	83.3%	88.7%	88.1%	87.7%

* This is based on patients treated on this contract for their most recent course of treatment. Figures in italics indicate the base number of FP17s or Patient Questionnaire responses are less than 100. N/A is shown where the base number of responses is less than 10 during the period. % is calculated as Quantity/Base number*100

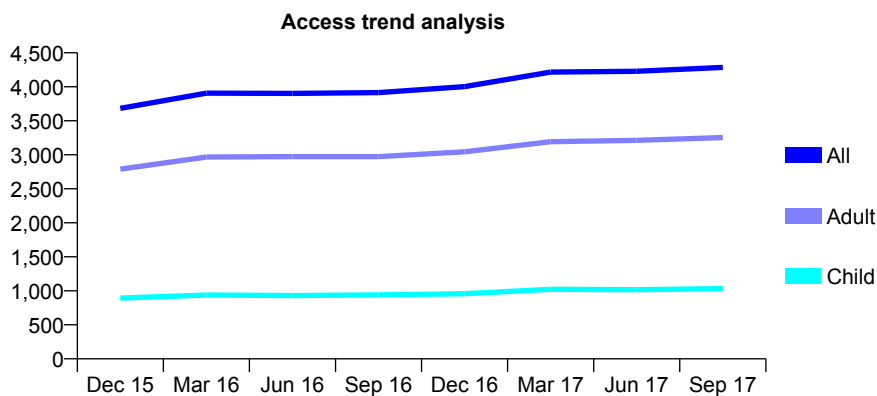
Q50 - Vital Signs At a Glance Contract Report for 858404/0001 - September 2017

Name or company name	MR MS AKHTAR
Contract type name	GDS Contract
Purpose of contract	General
Contract start date	01/12/2009
Contract end date	

17/18 Contracted general activity (UDA)	14,000
Carry forward general activity (UDA)	0
17/18 Contracted orthodontic activity (UOA)	0
Carry forward orthodontic activity (UOA)	0
Baseline contract value	£364,885.47

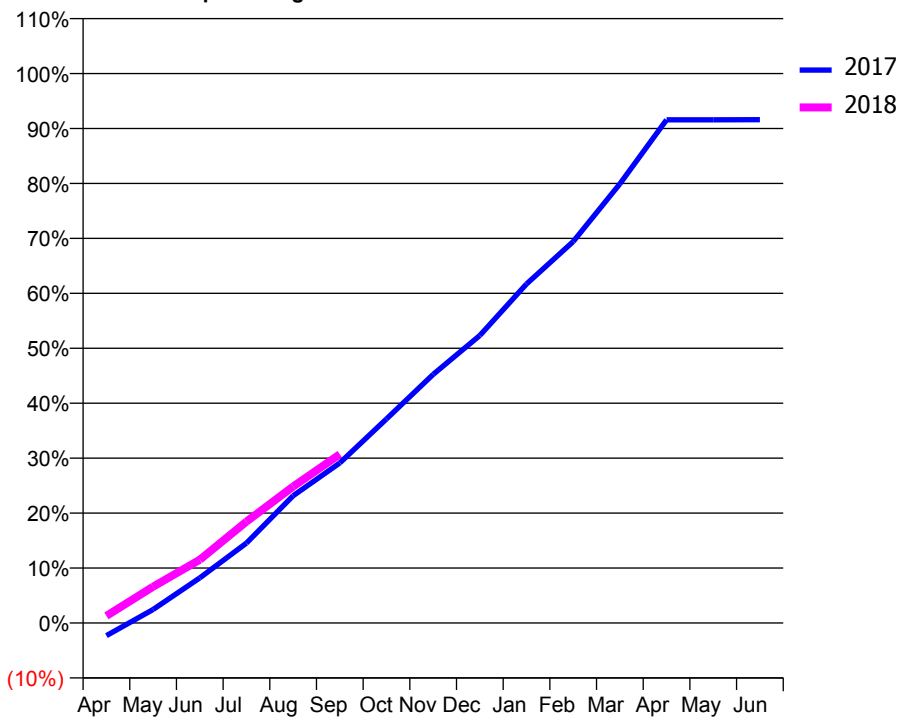
ACCESS*

Patients seen in 24 months	Total	Change since previous quarter
Quarter ending September 2016	3,914	
Quarter ending December 2016	4,003	↑
Quarter ending March 2017	4,217	↑
Quarter ending June 2017	4,229	→
Quarter ending September 2017	4,285	→
Variance since September 2016	9.5%	↑



ACTIVITY

Cumulative percentage of contracted UDA delivered 2017 & 2018



Month	Adjusted Scheduled Activity (UDA)	
	2017	2018
April	-324	183
May	344	925
June	1,151	1,611
July	2,038	2,584
August	3,243	3,476
September	4,077	4,299
October	5,201	
November	6,333	
December	7,326	
January	8,636	
February	9,719	
March	11,191	
April	12,820	
May	12,819	
June	12,822	

QUALITY

	Quantity	Base Number	Contract	AT	Region	England
% of FP17s for the same patient ID Re-attending within 3 months - Children	41	633	6.5%	9.6%	12.8%	11.9%
% of FP17s for the same patient ID Re-attending within 3 months - Adults	280	2,143	13.1%	13.4%	16.5%	15.9%
% of FP17s for the same patient ID Re-attending between 3 & 9 months - Children	373	633	58.9%	63.9%	59.7%	58.1%
% of FP17s for the same patient ID Re-attending between 3 & 9 months - Adults	1,325	2,143	61.8%	55.5%	53.0%	50.6%
% of FP17s for Band 1 Urgent Courses	174	2,230	7.8%	7.4%	9.2%	9.1%
% of FP17s Relating to Free Repair or Replacements	26	2,230	1.2%	0.9%	1.0%	0.8%
% of FP17s Relating to Continuations	23	2,230	1.0%	1.2%	1.2%	1.1%
% of Patients satisfied with the dentistry they have received	15	15	100.0%	92.1%	91.6%	91.4%
% of Patients satisfied with the time they had to wait for an appointment	15	15	100.0%	88.7%	88.1%	87.7%

* This is based on patients treated on this contract for their most recent course of treatment. Figures in italics indicate the base number of FP17s or Patient Questionnaire responses are less than 100. N/A is shown where the base number of responses is less than 10 during the period. % is calculated as Quantity/Base number*100

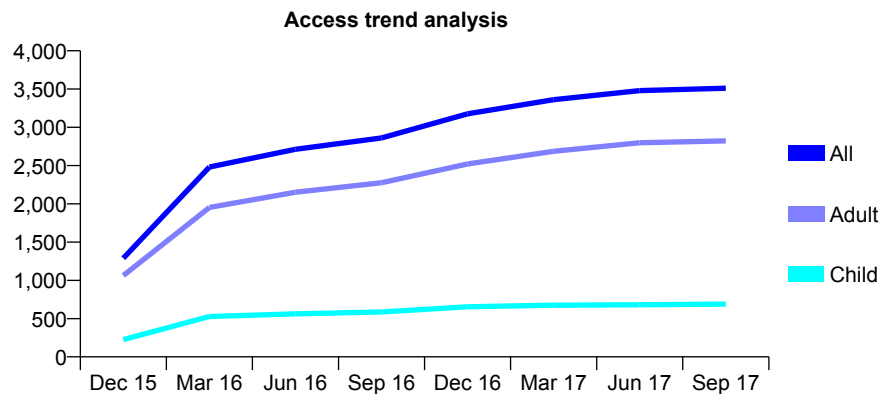
Q50 - Vital Signs At a Glance Contract Report for 876712/0001 - September 2017

Name or company name	MR A BAGGA
Contract type name	GDS Contract
Purpose of contract	General
Contract start date	01/09/2015
Contract end date	

17/18 Contracted general activity (UDA)	9,841
Carry forward general activity (UDA)	0
17/18 Contracted orthodontic activity (UOA)	0
Carry forward orthodontic activity (UOA)	0
Baseline contract value	£307,492.01

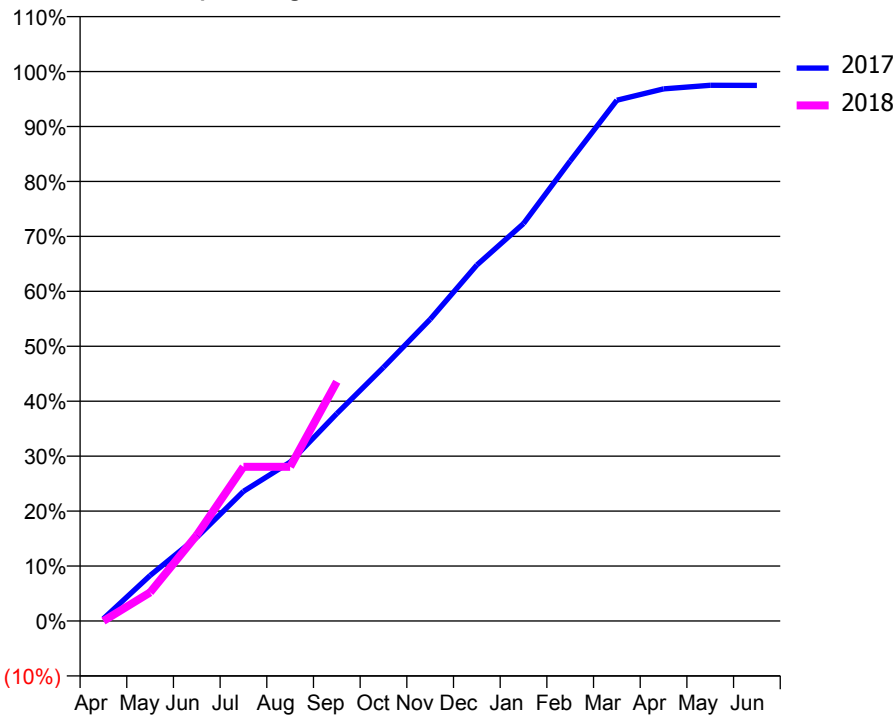
ACCESS*

Patients seen in 24 months	Total	Change since previous quarter
Quarter ending September 2016	2,861	
Quarter ending December 2016	3,176	↑
Quarter ending March 2017	3,361	↑
Quarter ending June 2017	3,479	↑
Quarter ending September 2017	3,511	→
Variance since September 2016	22.7%	↑



ACTIVITY

Cumulative percentage of contracted UDA delivered 2017 & 2018



Month	Adjusted Scheduled Activity (UDA)	
	2017	2018
April	42	0
May	814	512
June	1,497	1,540
July	2,323	2,762
August	2,847	2,762
September	3,714	4,285
October	4,543	
November	5,404	
December	6,376	
January	7,117	
February	8,238	
March	9,328	
April	9,530	
May	9,593	
June	9,592	

QUALITY

	Quantity	Base Number	Contract	AT	Region	England
% of FP17s for the same patient ID Re-attending within 3 months - Children	12	502	2.4%	9.6%	12.8%	11.9%
% of FP17s for the same patient ID Re-attending within 3 months - Adults	159	1,906	8.3%	13.4%	16.5%	15.9%
% of FP17s for the same patient ID Re-attending between 3 & 9 months - Children	358	502	71.3%	63.9%	59.7%	58.1%
% of FP17s for the same patient ID Re-attending between 3 & 9 months - Adults	1,318	1,906	69.2%	55.5%	53.0%	50.6%
% of FP17s for Band 1 Urgent Courses	86	2,269	3.8%	7.4%	9.2%	9.1%
% of FP17s Relating to Free Repair or Replacements	27	2,269	1.2%	0.9%	1.0%	0.8%
% of FP17s Relating to Continuations	10	2,269	0.4%	1.2%	1.2%	1.1%
% of Patients satisfied with the dentistry they have received	4	4	N/A	92.1%	91.6%	91.4%
% of Patients satisfied with the time they had to wait for an appointment	4	4	N/A	88.7%	88.1%	87.7%

* This is based on patients treated on this contract for their most recent course of treatment. Figures in italics indicate the base number of FP17s or Patient Questionnaire responses are less than 100. N/A is shown where the base number of responses is less than 10 during the period. % is calculated as Quantity/Base number*100

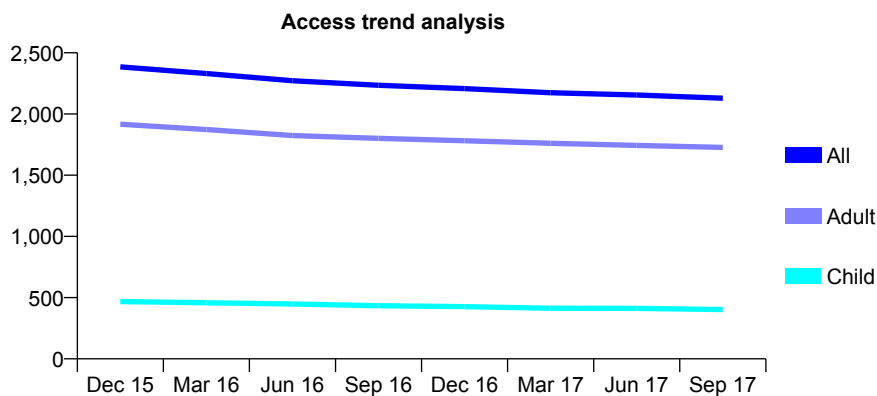
Q50 - Vital Signs At a Glance Contract Report for 878340/0001 - September 2017

Name or company name	Bridge Street Dental Surgery
Contract type name	GDS Contract
Purpose of contract	General
Contract start date	01/06/2012
Contract end date	

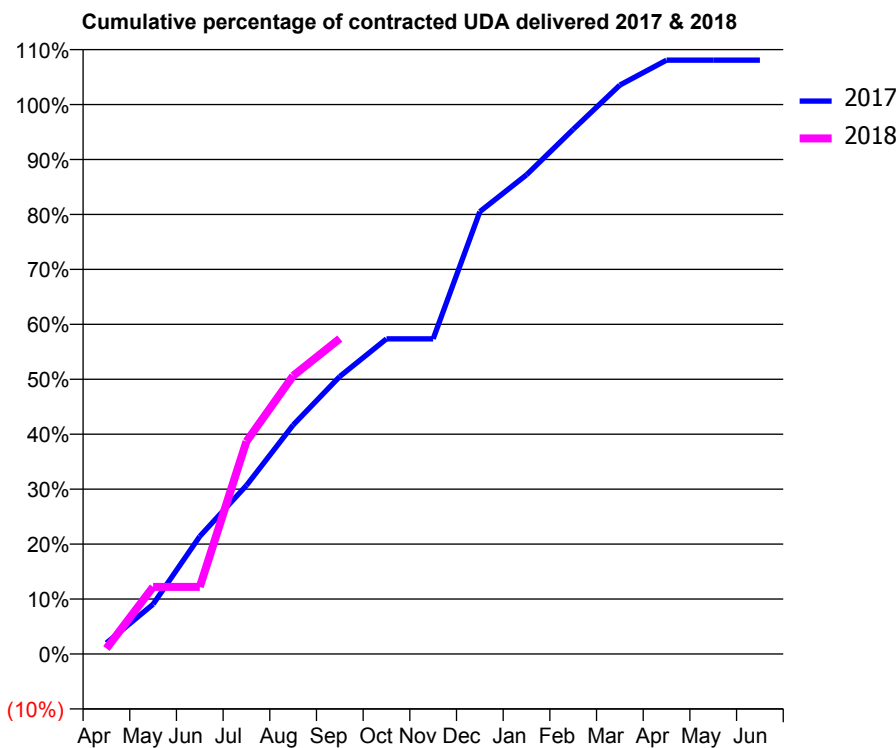
17/18 Contracted general activity (UDA)	5,696
Carry forward general activity (UDA)	0
17/18 Contracted orthodontic activity (UOA)	0
Carry forward orthodontic activity (UOA)	0
Baseline contract value	£171,671.60

ACCESS*

Patients seen in 24 months	Total	Change since previous quarter
Quarter ending September 2016	2,235	
Quarter ending December 2016	2,208	↓
Quarter ending March 2017	2,174	↓
Quarter ending June 2017	2,155	→
Quarter ending September 2017	2,129	↓
Variance since September 2016	(4.7%)	↓



ACTIVITY



Month	Adjusted Scheduled Activity (UDA)	
	2017	2018
April	114	57
May	516	697
June	1,219	697
July	1,748	2,204
August	2,375	2,884
September	2,878	3,270
October	3,267	
November	3,267	
December	4,585	
January	4,967	
February	5,439	
March	5,897	
April	6,155	
May	6,155	
June	6,155	

QUALITY

	Quantity	Base Number	Contract	AT	Region	England
% of FP17s for the same patient ID Re-attending within 3 months - Children	33	391	8.4%	9.6%	12.8%	11.9%
% of FP17s for the same patient ID Re-attending within 3 months - Adults	247	1,601	15.4%	13.4%	16.5%	15.9%
% of FP17s for the same patient ID Re-attending between 3 & 9 months - Children	285	391	72.9%	63.9%	59.7%	58.1%
% of FP17s for the same patient ID Re-attending between 3 & 9 months - Adults	1,018	1,601	63.6%	55.5%	53.0%	50.6%
% of FP17s for Band 1 Urgent Courses	68	1,861	3.7%	7.4%	9.2%	9.1%
% of FP17s Relating to Free Repair or Replacements	8	1,861	0.4%	0.9%	1.0%	0.8%
% of FP17s Relating to Continuations	33	1,861	1.8%	1.2%	1.2%	1.1%
% of Patients satisfied with the dentistry they have received	5	5	N/A	92.1%	91.6%	91.4%
% of Patients satisfied with the time they had to wait for an appointment	5	5	N/A	88.7%	88.1%	87.7%

* This is based on patients treated on this contract for their most recent course of treatment. Figures in italics indicate the base number of FP17s or Patient Questionnaire responses are less than 100. N/A is shown where the base number of responses is less than 10 during the period. % is calculated as Quantity/Base number*100

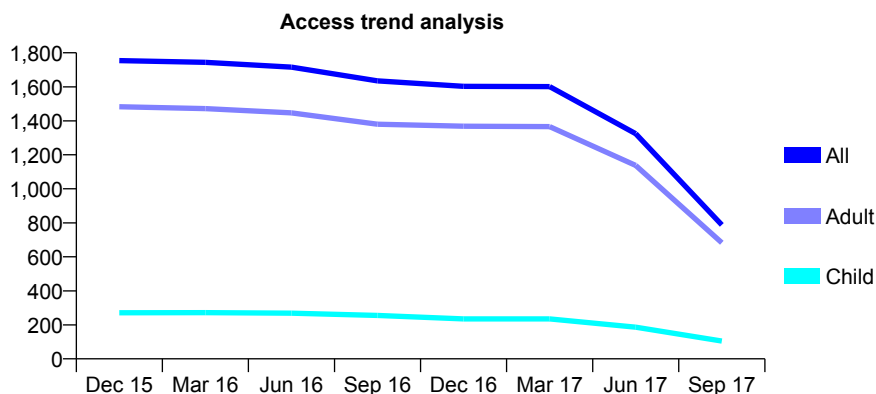
Q50 - Vital Signs At a Glance Contract Report for 895318/0001 - September 2017

Name or company name	Miss Z Ishak (formerly Wells St Practice)
Contract type name	GDS Contract
Purpose of contract	General
Contract start date	01/04/2006
Contract end date	31/05/2017

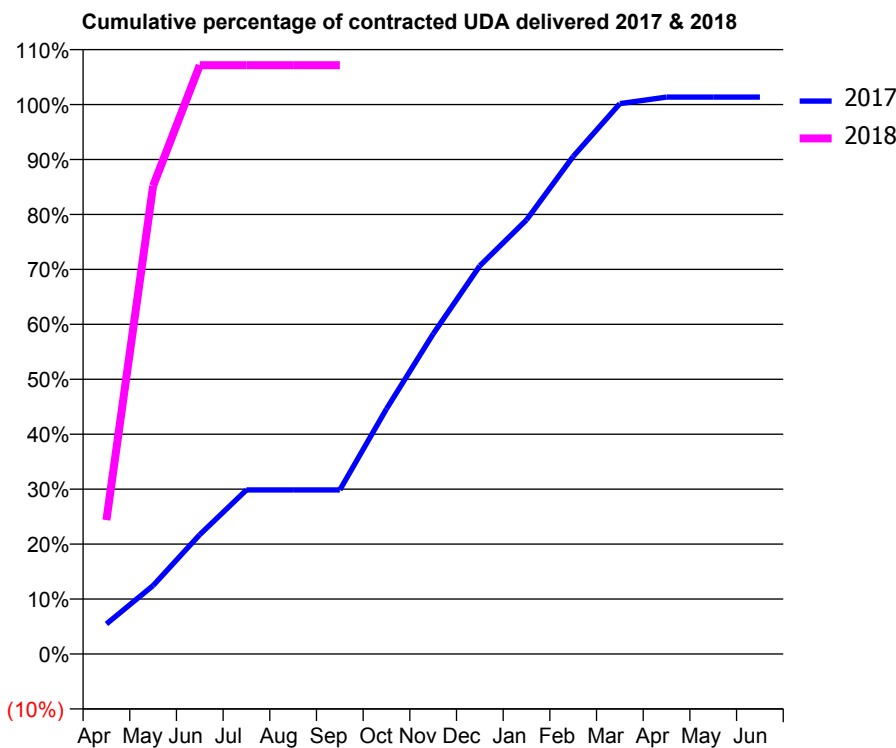
17/18 Contracted general activity (UDA)	717
Carry forward general activity (UDA)	0
17/18 Contracted orthodontic activity (UOA)	0
Carry forward orthodontic activity (UOA)	0
Baseline contract value	£22,213.76

ACCESS*

Patients seen in 24 months	Total	Change since previous quarter
Quarter ending September 2016	1,635	
Quarter ending December 2016	1,603	↓
Quarter ending March 2017	1,601	→
Quarter ending June 2017	1,324	↓
Quarter ending September 2017	788	↓
Variance since September 2016	(51.8%)	↓



ACTIVITY



Month	Adjusted Scheduled Activity (UDA)	
	2017	2018
April	235	175
May	536	611
June	935	768
July	1,285	768
August	1,285	768
September	1,285	768
October	1,920	
November	2,507	
December	3,040	
January	3,399	
February	3,896	
March	4,310	
April	4,362	
May	4,362	
June	4,362	

QUALITY

	Quantity	Base Number	Contract	AT	Region	England
% of FP17s for the same patient ID Re-attending within 3 months - Children	3	56	5.4%	9.6%	12.8%	11.9%
% of FP17s for the same patient ID Re-attending within 3 months - Adults	31	412	7.5%	13.4%	16.5%	15.9%
% of FP17s for the same patient ID Re-attending between 3 & 9 months - Children	42	56	75.0%	63.9%	59.7%	58.1%
% of FP17s for the same patient ID Re-attending between 3 & 9 months - Adults	268	412	65.0%	55.5%	53.0%	50.6%
% of FP17s for Band 1 Urgent Courses	31	453	6.8%	7.4%	9.2%	9.1%
% of FP17s Relating to Free Repair or Replacements	1	453	0.2%	0.9%	1.0%	0.8%
% of FP17s Relating to Continuations	3	453	0.7%	1.2%	1.2%	1.1%
% of Patients satisfied with the dentistry they have received	1	1	N/A	92.1%	91.6%	91.4%
% of Patients satisfied with the time they had to wait for an appointment	1	1	N/A	88.7%	88.1%	87.7%

* This is based on patients treated on this contract for their most recent course of treatment. Figures in italics indicate the base number of FP17s or Patient Questionnaire responses are less than 100. N/A is shown where the base number of responses is less than 10 during the period. % is calculated as Quantity/Base number*100

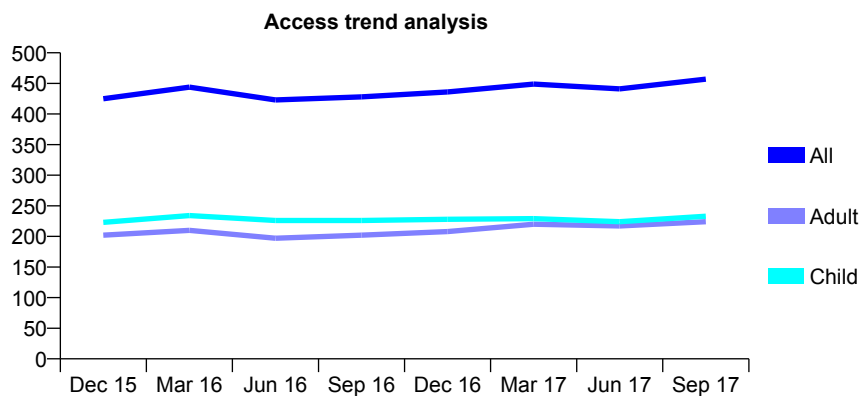
Q50 - Vital Signs At a Glance Contract Report for 911747/0001 - September 2017

Name or company name	MR N MUHAIREZ
Contract type name	GDS Contract
Purpose of contract	General
Contract start date	01/04/2006
Contract end date	

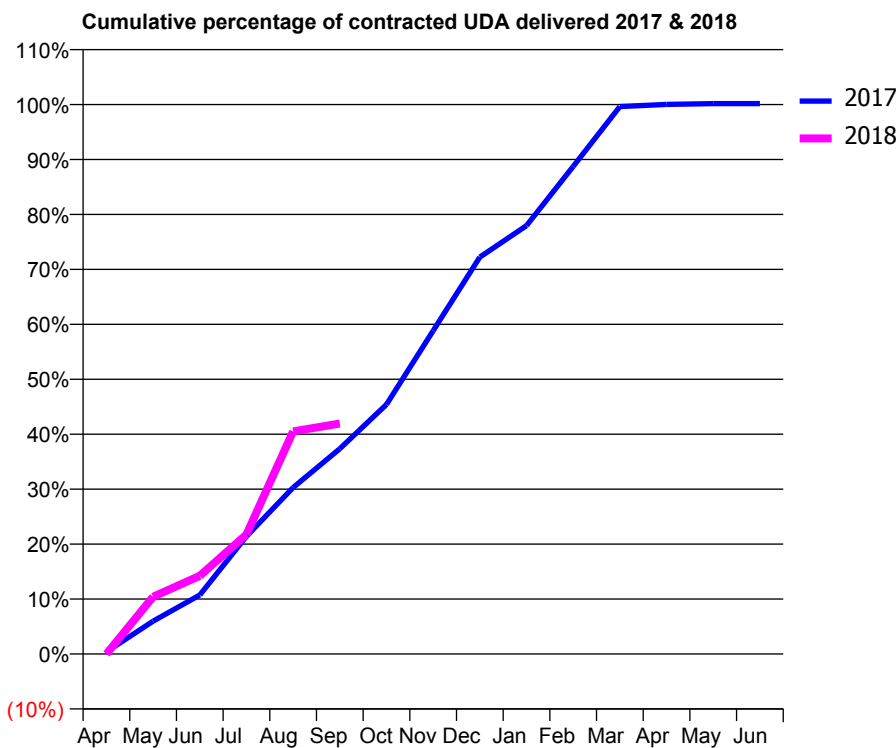
17/18 Contracted general activity (UDA)	1,850
Carry forward general activity (UDA)	0
17/18 Contracted orthodontic activity (UOA)	0
Carry forward orthodontic activity (UOA)	0
Baseline contract value	£43,358.55

ACCESS*

Patients seen in 24 months	Total	Change since previous quarter
Quarter ending September 2016	428	
Quarter ending December 2016	436	→
Quarter ending March 2017	449	↑
Quarter ending June 2017	441	↓
Quarter ending September 2017	457	↑
Variance since September 2016	6.8%	↑



ACTIVITY



Month	Adjusted Scheduled Activity (UDA)	
	2017	2018
April	7	0
May	111	193
June	199	263
July	396	402
August	560	749
September	691	776
October	840	
November	1,089	
December	1,336	
January	1,442	
February	1,641	
March	1,843	
April	1,850	
May	1,853	
June	1,853	

QUALITY

	Quantity	Base Number	Contract	AT	Region	England
% of FP17s for the same patient ID Re-attending within 3 months - Children	21	207	10.1%	9.6%	12.8%	11.9%
% of FP17s for the same patient ID Re-attending within 3 months - Adults	30	149	20.1%	13.4%	16.5%	15.9%
% of FP17s for the same patient ID Re-attending between 3 & 9 months - Children	148	207	71.5%	63.9%	59.7%	58.1%
% of FP17s for the same patient ID Re-attending between 3 & 9 months - Adults	95	149	63.8%	55.5%	53.0%	50.6%
% of FP17s for Band 1 Urgent Courses	14	348	4.0%	7.4%	9.2%	9.1%
% of FP17s Relating to Free Repair or Replacements	0	348	0.0%	0.9%	1.0%	0.8%
% of FP17s Relating to Continuations	0	348	0.0%	1.2%	1.2%	1.1%
% of Patients satisfied with the dentistry they have received	2	2	N/A	92.1%	91.6%	91.4%
% of Patients satisfied with the time they had to wait for an appointment	2	2	N/A	88.7%	88.1%	87.7%

* This is based on patients treated on this contract for their most recent course of treatment. Figures in italics indicate the base number of FP17s or Patient Questionnaire responses are less than 100. N/A is shown where the base number of responses is less than 10 during the period. % is calculated as Quantity/Base number*100

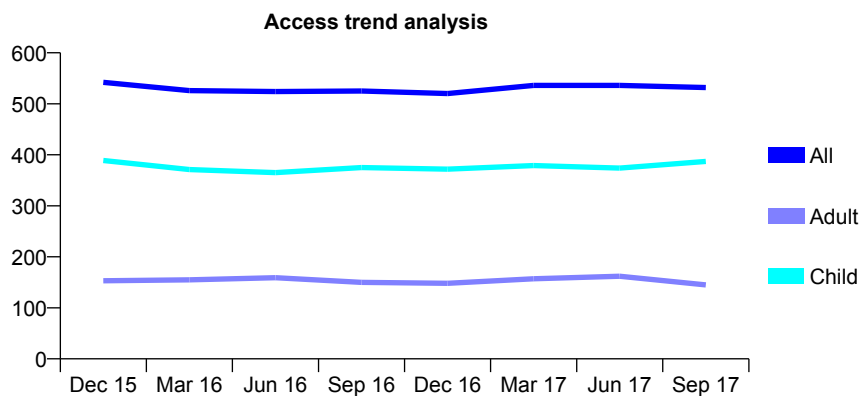
Q50 - Vital Signs At a Glance Contract Report for 915009/0001 - September 2017

Name or company name	MR NJ ALLDAY
Contract type name	GDS Contract
Purpose of contract	General and Orthodontic
Contract start date	01/04/2006
Contract end date	

17/18 Contracted general activity (UDA)	1,000
Carry forward general activity (UDA)	0
17/18 Contracted orthodontic activity (UOA)	147
Carry forward orthodontic activity (UOA)	0
Baseline contract value	£36,828.42

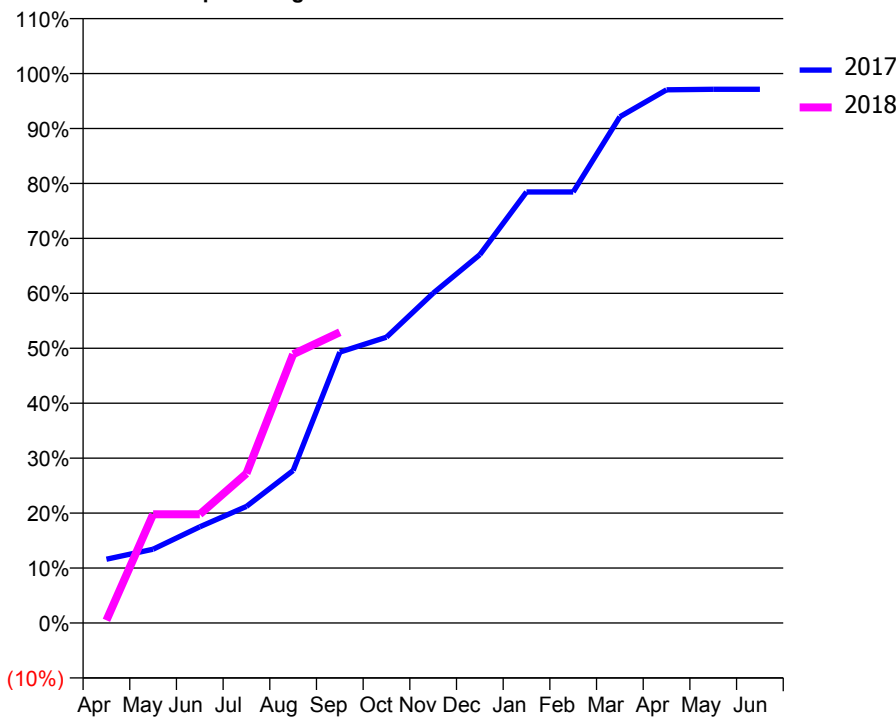
ACCESS*

Patients seen in 24 months	Total	Change since previous quarter
Quarter ending September 2016	525	
Quarter ending December 2016	520	→
Quarter ending March 2017	536	↑
Quarter ending June 2017	536	→
Quarter ending September 2017	532	→
Variance since September 2016	1.3%	→



ACTIVITY

Cumulative percentage of contracted UDA delivered 2017 & 2018



Month	Adjusted Scheduled Activity (UDA)	
	2017	2018
April	116	5
May	134	198
June	175	198
July	212	272
August	278	489
September	493	529
October	520	
November	600	
December	670	
January	784	
February	784	
March	921	
April	970	
May	971	
June	971	

QUALITY

	Quantity	Base Number	Contract	AT	Region	England
% of FP17s for the same patient ID Re-attending within 3 months - Children	65	390	16.7%	9.6%	12.8%	11.9%
% of FP17s for the same patient ID Re-attending within 3 months - Adults	1	75	1.3%	13.4%	16.5%	15.9%
% of FP17s for the same patient ID Re-attending between 3 & 9 months - Children	224	390	57.4%	63.9%	59.7%	58.1%
% of FP17s for the same patient ID Re-attending between 3 & 9 months - Adults	37	75	49.3%	55.5%	53.0%	50.6%
% of FP17s for Band 1 Urgent Courses	6	442	1.4%	7.4%	9.2%	9.1%
% of FP17s Relating to Free Repair or Replacements	0	442	0.0%	0.9%	1.0%	0.8%
% of FP17s Relating to Continuations	0	442	0.0%	1.2%	1.2%	1.1%
% of Patients satisfied with the dentistry they have received	0	0	N/A	92.1%	91.6%	91.4%
% of Patients satisfied with the time they had to wait for an appointment	0	0	N/A	88.7%	88.1%	87.7%

* This is based on patients treated on this contract for their most recent course of treatment. Figures in italics indicate the base number of FP17s or Patient Questionnaire responses are less than 100. N/A is shown where the base number of responses is less than 10 during the period. % is calculated as Quantity/Base number*100

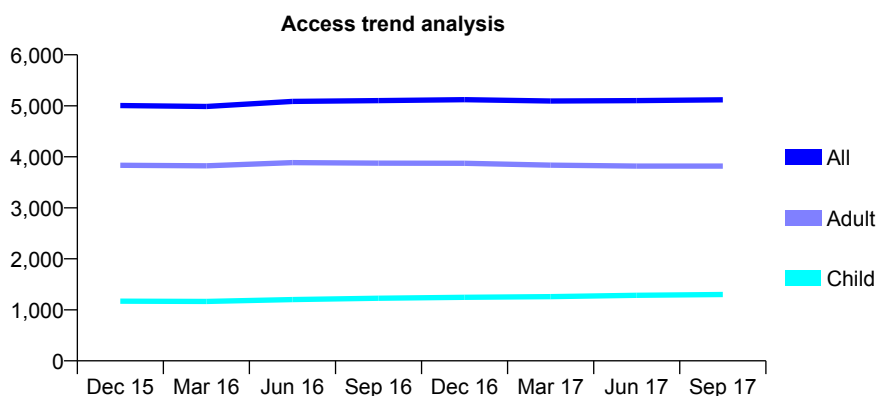
Q50 - Vital Signs At a Glance Contract Report for 917370/0012 - September 2017

Name or company name	MR JS MATHAROO
Contract type name	GDS Contract
Purpose of contract	General
Contract start date	19/02/2009
Contract end date	

17/18 Contracted general activity (UDA)	14,100
Carry forward general activity (UDA)	0
17/18 Contracted orthodontic activity (UOA)	0
Carry forward orthodontic activity (UOA)	0
Baseline contract value	£319,921.69

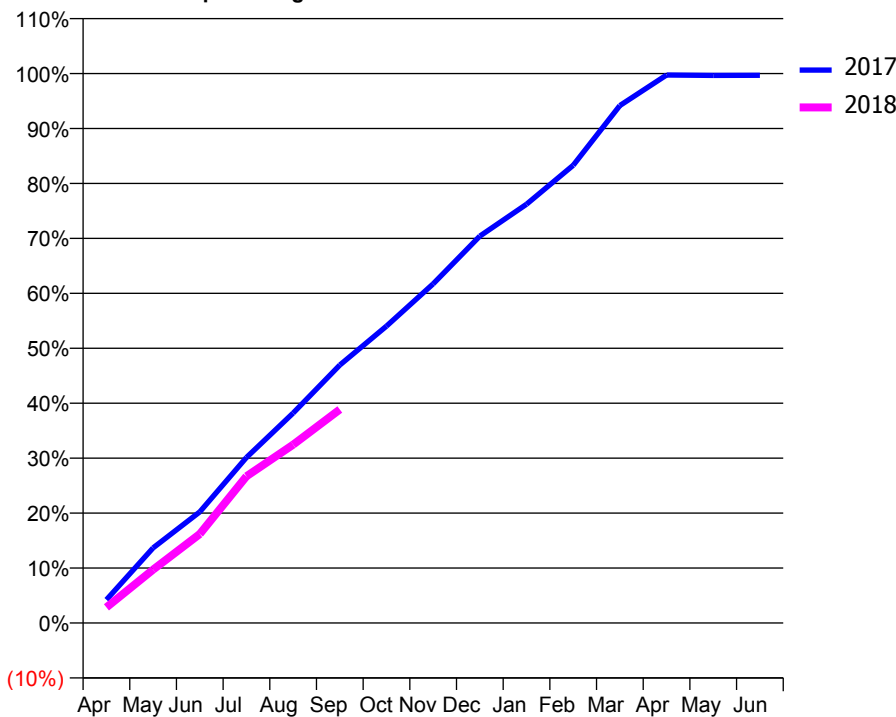
ACCESS*

Patients seen in 24 months	Total	Change since previous quarter
Quarter ending September 2016	5,103	
Quarter ending December 2016	5,119	→
Quarter ending March 2017	5,094	→
Quarter ending June 2017	5,103	→
Quarter ending September 2017	5,118	→
Variance since September 2016	0.3%	→



ACTIVITY

Cumulative percentage of contracted UDA delivered 2017 & 2018



Month	Adjusted Scheduled Activity (UDA)	
	2017	2018
April	596	401
May	1,927	1,372
June	2,852	2,286
July	4,249	3,765
August	5,386	4,576
September	6,619	5,480
October	7,617	
November	8,703	
December	9,927	
January	10,745	
February	11,746	
March	13,277	
April	14,061	
May	14,052	
June	14,054	

QUALITY

	Quantity	Base Number	Contract	AT	Region	England
% of FP17s for the same patient ID Re-attending within 3 months - Children	46	908	5.1%	9.6%	12.8%	11.9%
% of FP17s for the same patient ID Re-attending within 3 months - Adults	308	2,630	11.7%	13.4%	16.5%	15.9%
% of FP17s for the same patient ID Re-attending between 3 & 9 months - Children	515	908	56.7%	63.9%	59.7%	58.1%
% of FP17s for the same patient ID Re-attending between 3 & 9 months - Adults	1,459	2,630	55.5%	55.5%	53.0%	50.6%
% of FP17s for Band 1 Urgent Courses	86	3,222	2.7%	7.4%	9.2%	9.1%
% of FP17s Relating to Free Repair or Replacements	27	3,222	0.8%	0.9%	1.0%	0.8%
% of FP17s Relating to Continuations	25	3,222	0.8%	1.2%	1.2%	1.1%
% of Patients satisfied with the dentistry they have received	11	11	100.0%	92.1%	91.6%	91.4%
% of Patients satisfied with the time they had to wait for an appointment	10	11	90.9%	88.7%	88.1%	87.7%

* This is based on patients treated on this contract for their most recent course of treatment. Figures in italics indicate the base number of FP17s or Patient Questionnaire responses are less than 100. N/A is shown where the base number of responses is less than 10 during the period. % is calculated as Quantity/Base number*100

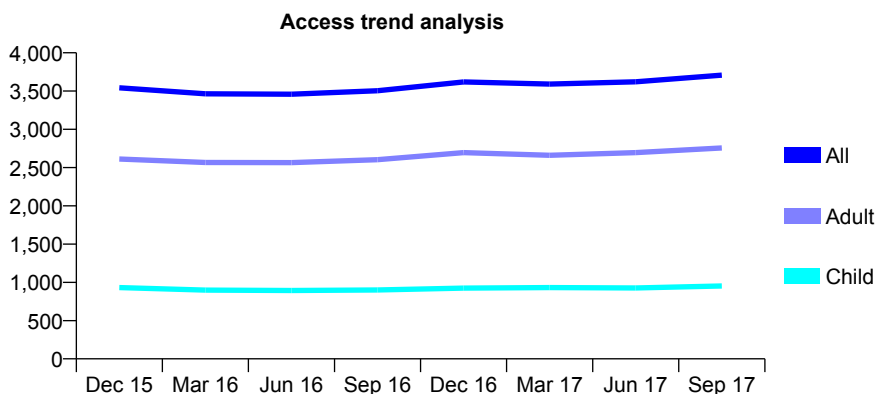
Q50 - Vital Signs At a Glance Contract Report for 925802/0001 - September 2017

Name or company name	MR KB SINCLAIR
Contract type name	GDS Contract
Purpose of contract	General
Contract start date	01/04/2006
Contract end date	

17/18 Contracted general activity (UDA)	10,969
Carry forward general activity (UDA)	0
17/18 Contracted orthodontic activity (UOA)	0
Carry forward orthodontic activity (UOA)	0
Baseline contract value	£324,899.35

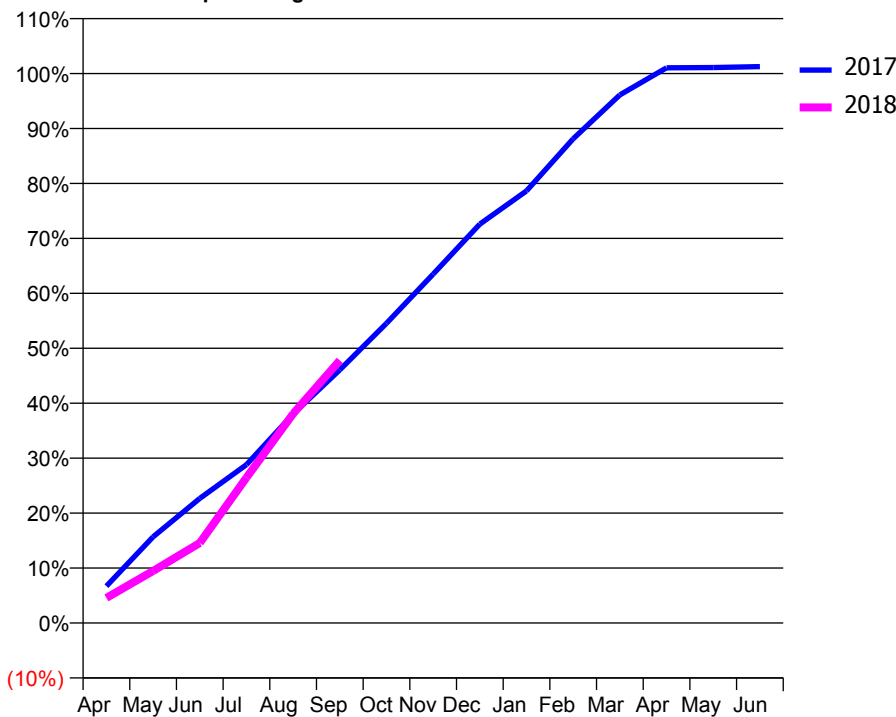
ACCESS*

Patients seen in 24 months	Total	Change since previous quarter
Quarter ending September 2016	3,504	
Quarter ending December 2016	3,620	↑
Quarter ending March 2017	3,592	→
Quarter ending June 2017	3,621	→
Quarter ending September 2017	3,708	↑
Variance since September 2016	5.8%	↑



ACTIVITY

Cumulative percentage of contracted UDA delivered 2017 & 2018



Adjusted Scheduled Activity (UDA)

Month	2017	2018
April	737	501
May	1,721	1,040
June	2,487	1,598
July	3,162	2,903
August	4,173	4,178
September	5,054	5,242
October	5,981	
November	6,964	
December	7,964	
January	8,626	
February	9,665	
March	10,541	
April	11,082	
May	11,087	
June	11,106	

QUALITY

	Quantity	Base Number	Contract	AT	Region	England
% of FP17s for the same patient ID Re-attending within 3 months - Children	95	882	10.8%	9.6%	12.8%	11.9%
% of FP17s for the same patient ID Re-attending within 3 months - Adults	229	1,925	11.9%	13.4%	16.5%	15.9%
% of FP17s for the same patient ID Re-attending between 3 & 9 months - Children	541	882	61.3%	63.9%	59.7%	58.1%
% of FP17s for the same patient ID Re-attending between 3 & 9 months - Adults	797	1,925	41.4%	55.5%	53.0%	50.6%
% of FP17s for Band 1 Urgent Courses	103	2,542	4.1%	7.4%	9.2%	9.1%
% of FP17s Relating to Free Repair or Replacements	25	2,542	1.0%	0.9%	1.0%	0.8%
% of FP17s Relating to Continuations	23	2,542	0.9%	1.2%	1.2%	1.1%
% of Patients satisfied with the dentistry they have received	9	9	N/A	92.1%	91.6%	91.4%
% of Patients satisfied with the time they had to wait for an appointment	9	9	N/A	88.7%	88.1%	87.7%

* This is based on patients treated on this contract for their most recent course of treatment. Figures in italics indicate the base number of FP17s or Patient Questionnaire responses are less than 100. N/A is shown where the base number of responses is less than 10 during the period. % is calculated as Quantity/Base number*100

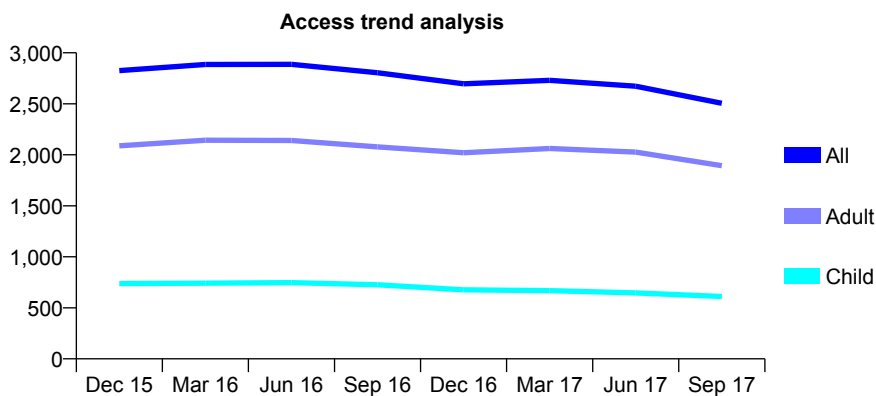
Q50 - Vital Signs At a Glance Contract Report for 925802/0002 - September 2017

Name or company name	MR KB SINCLAIR
Contract type name	GDS Contract
Purpose of contract	General
Contract start date	01/04/2012
Contract end date	

17/18 Contracted general activity (UDA)	8,831
Carry forward general activity (UDA)	0
17/18 Contracted orthodontic activity (UOA)	0
Carry forward orthodontic activity (UOA)	0
Baseline contract value	£215,936.21

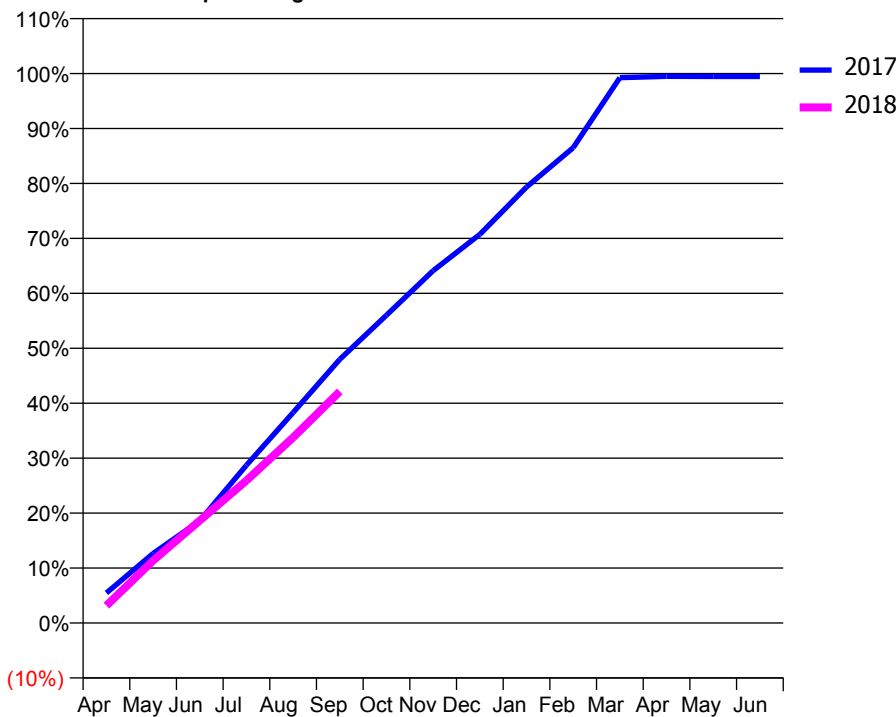
ACCESS*

Patients seen in 24 months	Total	Change since previous quarter
Quarter ending September 2016	2,804	
Quarter ending December 2016	2,696	↓
Quarter ending March 2017	2,730	→
Quarter ending June 2017	2,673	↓
Quarter ending September 2017	2,505	↓
Variance since September 2016	(10.7%)	↓



ACTIVITY

Cumulative percentage of contracted UDA delivered 2017 & 2018



Adjusted Scheduled Activity (UDA)

Month	2017	2018
April	484	279
May	1,118	1,005
June	1,645	1,647
July	2,537	2,290
August	3,383	2,983
September	4,238	3,722
October	4,947	
November	5,663	
December	6,245	
January	7,008	
February	7,638	
March	8,765	
April	8,785	
May	8,783	
June	8,783	

QUALITY

	Quantity	Base Number	Contract	AT	Region	England
% of FP17s for the same patient ID Re-attending within 3 months - Children	60	603	10.0%	9.6%	12.8%	11.9%
% of FP17s for the same patient ID Re-attending within 3 months - Adults	170	1,552	11.0%	13.4%	16.5%	15.9%
% of FP17s for the same patient ID Re-attending between 3 & 9 months - Children	431	603	71.5%	63.9%	59.7%	58.1%
% of FP17s for the same patient ID Re-attending between 3 & 9 months - Adults	1,021	1,552	65.8%	55.5%	53.0%	50.6%
% of FP17s for Band 1 Urgent Courses	64	2,145	3.0%	7.4%	9.2%	9.1%
% of FP17s Relating to Free Repair or Replacements	16	2,145	0.7%	0.9%	1.0%	0.8%
% of FP17s Relating to Continuations	17	2,145	0.8%	1.2%	1.2%	1.1%
% of Patients satisfied with the dentistry they have received	6	8	N/A	92.1%	91.6%	91.4%
% of Patients satisfied with the time they had to wait for an appointment	7	8	N/A	88.7%	88.1%	87.7%

* This is based on patients treated on this contract for their most recent course of treatment. Figures in italics indicate the base number of FP17s or Patient Questionnaire responses are less than 100. N/A is shown where the base number of responses is less than 10 during the period. % is calculated as Quantity/Base number*100

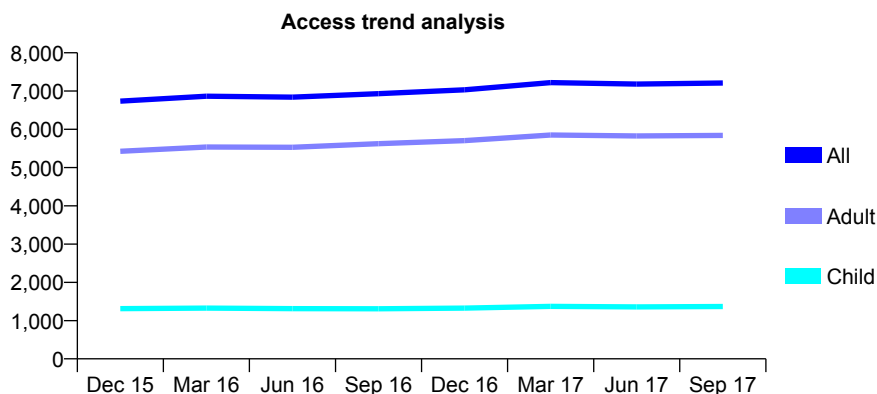
Q50 - Vital Signs At a Glance Contract Report for 938912/0004 - September 2017

Name or company name	MR RF EADES
Contract type name	GDS Contract
Purpose of contract	General
Contract start date	09/09/2012
Contract end date	

17/18 Contracted general activity (UDA)	20,240
Carry forward general activity (UDA)	0
17/18 Contracted orthodontic activity (UOA)	0
Carry forward orthodontic activity (UOA)	0
Baseline contract value	£586,792.20

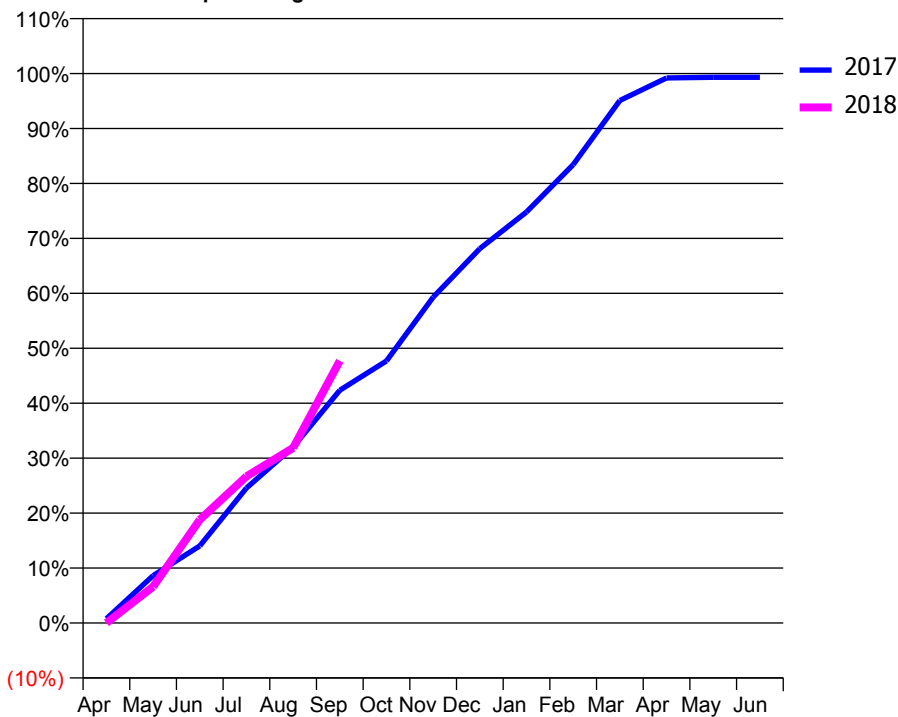
ACCESS*

Patients seen in 24 months	Total	Change since previous quarter
Quarter ending September 2016	6,932	
Quarter ending December 2016	7,031	→
Quarter ending March 2017	7,221	↑
Quarter ending June 2017	7,184	→
Quarter ending September 2017	7,210	→
Variance since September 2016	4.0%	↑



ACTIVITY

Cumulative percentage of contracted UDA delivered 2017 & 2018



Month	Adjusted Scheduled Activity (UDA)	
	2017	2018
April	159	0
May	1,745	1,340
June	2,844	3,806
July	4,971	5,400
August	6,480	6,450
September	8,574	9,660
October	9,656	
November	12,003	
December	13,791	
January	15,140	
February	16,883	
March	19,246	
April	20,075	
May	20,099	
June	20,101	

QUALITY

	Quantity	Base Number	Contract	AT	Region	England
% of FP17s for the same patient ID Re-attending within 3 months - Children	95	1,245	7.6%	9.6%	12.8%	11.9%
% of FP17s for the same patient ID Re-attending within 3 months - Adults	710	5,183	13.7%	13.4%	16.5%	15.9%
% of FP17s for the same patient ID Re-attending between 3 & 9 months - Children	914	1,245	73.4%	63.9%	59.7%	58.1%
% of FP17s for the same patient ID Re-attending between 3 & 9 months - Adults	3,556	5,183	68.6%	55.5%	53.0%	50.6%
% of FP17s for Band 1 Urgent Courses	325	5,925	5.5%	7.4%	9.2%	9.1%
% of FP17s Relating to Free Repair or Replacements	49	5,925	0.8%	0.9%	1.0%	0.8%
% of FP17s Relating to Continuations	116	5,925	2.0%	1.2%	1.2%	1.1%
% of Patients satisfied with the dentistry they have received	40	43	93.0%	92.1%	91.6%	91.4%
% of Patients satisfied with the time they had to wait for an appointment	42	43	97.7%	88.7%	88.1%	87.7%

* This is based on patients treated on this contract for their most recent course of treatment. Figures in italics indicate the base number of FP17s or Patient Questionnaire responses are less than 100. N/A is shown where the base number of responses is less than 10 during the period. % is calculated as Quantity/Base number*100

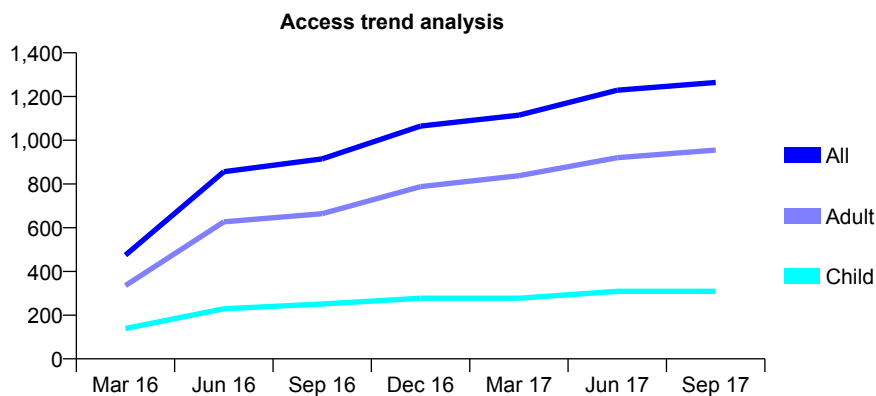
Q50 - Vital Signs At a Glance Contract Report for 939838/0010 - September 2017

Name or company name	MISS Z ISHAK
Contract type name	GDS Contract
Purpose of contract	General
Contract start date	01/10/2015
Contract end date	

17/18 Contracted general activity (UDA)	3,800
Carry forward general activity (UDA)	0
17/18 Contracted orthodontic activity (UOA)	0
Carry forward orthodontic activity (UOA)	0
Baseline contract value	£101,180.32

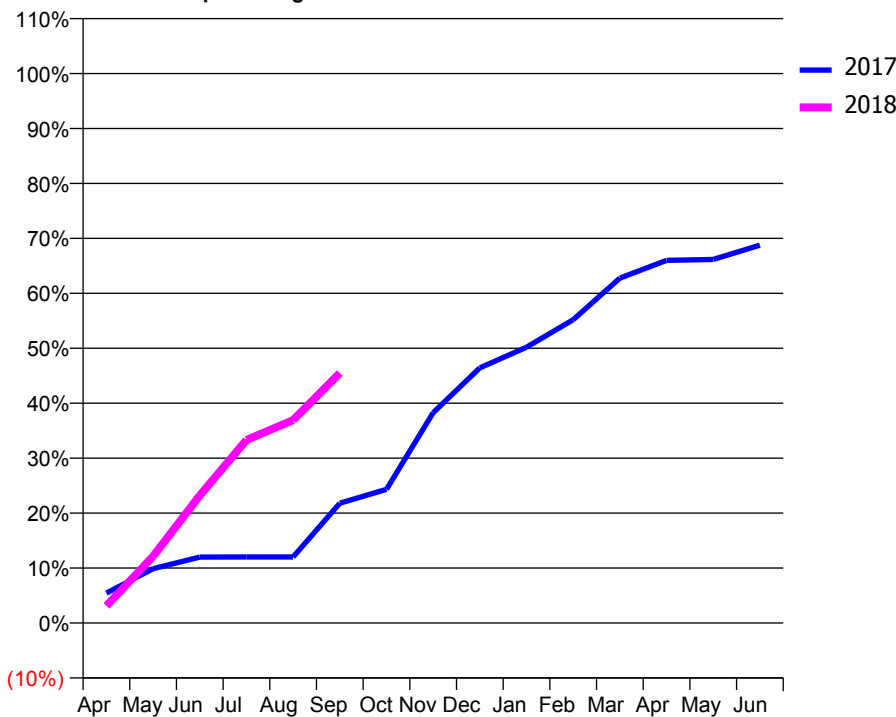
ACCESS*

Patients seen in 24 months	Total	Change since previous quarter
Quarter ending September 2016	915	
Quarter ending December 2016	1,065	↑
Quarter ending March 2017	1,115	↑
Quarter ending June 2017	1,229	↑
Quarter ending September 2017	1,264	↑
Variance since September 2016	38.1%	↑



ACTIVITY

Cumulative percentage of contracted UDA delivered 2017 & 2018



Adjusted Scheduled Activity (UDA)

Month	2017	2018
April	207	119
May	376	462
June	456	882
July	457	1,266
August	457	1,403
September	829	1,729
October	924	
November	1,455	
December	1,764	
January	1,907	
February	2,097	
March	2,385	
April	2,508	
May	2,515	
June	2,613	

QUALITY

	Quantity	Base Number	Contract	AT	Region	England
% of FP17s for the same patient ID Re-attending within 3 months - Children	15	277	5.4%	9.6%	12.8%	11.9%
% of FP17s for the same patient ID Re-attending within 3 months - Adults	67	779	8.6%	13.4%	16.5%	15.9%
% of FP17s for the same patient ID Re-attending between 3 & 9 months - Children	172	277	62.1%	63.9%	59.7%	58.1%
% of FP17s for the same patient ID Re-attending between 3 & 9 months - Adults	437	779	56.1%	55.5%	53.0%	50.6%
% of FP17s for Band 1 Urgent Courses	65	920	7.1%	7.4%	9.2%	9.1%
% of FP17s Relating to Free Repair or Replacements	5	920	0.5%	0.9%	1.0%	0.8%
% of FP17s Relating to Continuations	5	920	0.5%	1.2%	1.2%	1.1%
% of Patients satisfied with the dentistry they have received	3	3	N/A	92.1%	91.6%	91.4%
% of Patients satisfied with the time they had to wait for an appointment	3	3	N/A	88.7%	88.1%	87.7%

* This is based on patients treated on this contract for their most recent course of treatment. Figures in italics indicate the base number of FP17s or Patient Questionnaire responses are less than 100. N/A is shown where the base number of responses is less than 10 during the period. % is calculated as Quantity/Base number*100

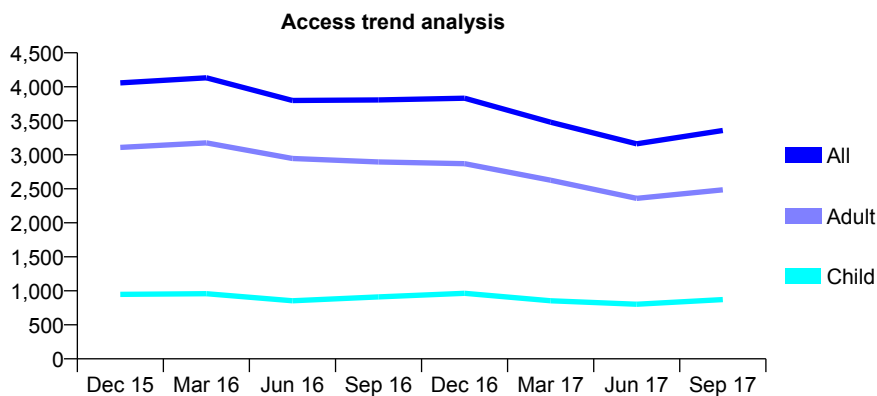
Q50 - Vital Signs At a Glance Contract Report for 950289/0001 - September 2017

Name or company name	MR JS GAKHAL
Contract type name	GDS Contract
Purpose of contract	General
Contract start date	01/04/2006
Contract end date	

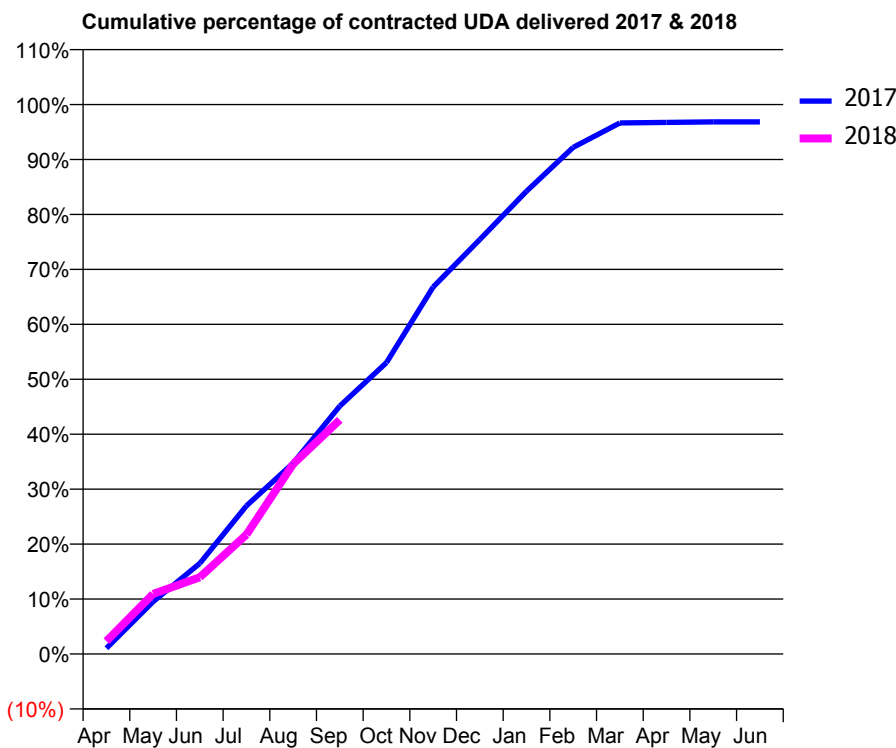
17/18 Contracted general activity (UDA)	11,851
Carry forward general activity (UDA)	0
17/18 Contracted orthodontic activity (UOA)	0
Carry forward orthodontic activity (UOA)	0
Baseline contract value	£342,684.11

ACCESS*

Patients seen in 24 months	Total	Change since previous quarter
Quarter ending September 2016	3,806	
Quarter ending December 2016	3,832	→
Quarter ending March 2017	3,480	↓
Quarter ending June 2017	3,162	↓
Quarter ending September 2017	3,358	↑
Variance since September 2016	(11.8%)	↓



ACTIVITY



Month	Adjusted Scheduled Activity (UDA)	
	2017	2018
April	125	277
May	1,130	1,295
June	1,953	1,656
July	3,196	2,575
August	4,117	4,097
September	5,347	5,050
October	6,284	
November	7,915	
December	8,941	
January	9,981	
February	10,926	
March	11,452	
April	11,464	
May	11,475	
June	11,476	

QUALITY

	Quantity	Base Number	Contract	AT	Region	England
% of FP17s for the same patient ID Re-attending within 3 months - Children	31	618	5.0%	9.6%	12.8%	11.9%
% of FP17s for the same patient ID Re-attending within 3 months - Adults	164	1,546	10.6%	13.4%	16.5%	15.9%
% of FP17s for the same patient ID Re-attending between 3 & 9 months - Children	339	618	54.9%	63.9%	59.7%	58.1%
% of FP17s for the same patient ID Re-attending between 3 & 9 months - Adults	763	1,546	49.4%	55.5%	53.0%	50.6%
% of FP17s for Band 1 Urgent Courses	162	2,157	7.5%	7.4%	9.2%	9.1%
% of FP17s Relating to Free Repair or Replacements	23	2,157	1.1%	0.9%	1.0%	0.8%
% of FP17s Relating to Continuations	19	2,157	0.9%	1.2%	1.2%	1.1%
% of Patients satisfied with the dentistry they have received	9	9	N/A	92.1%	91.6%	91.4%
% of Patients satisfied with the time they had to wait for an appointment	6	9	N/A	88.7%	88.1%	87.7%

* This is based on patients treated on this contract for their most recent course of treatment. Figures in italics indicate the base number of FP17s or Patient Questionnaire responses are less than 100. N/A is shown where the base number of responses is less than 10 during the period. % is calculated as Quantity/Base number*100

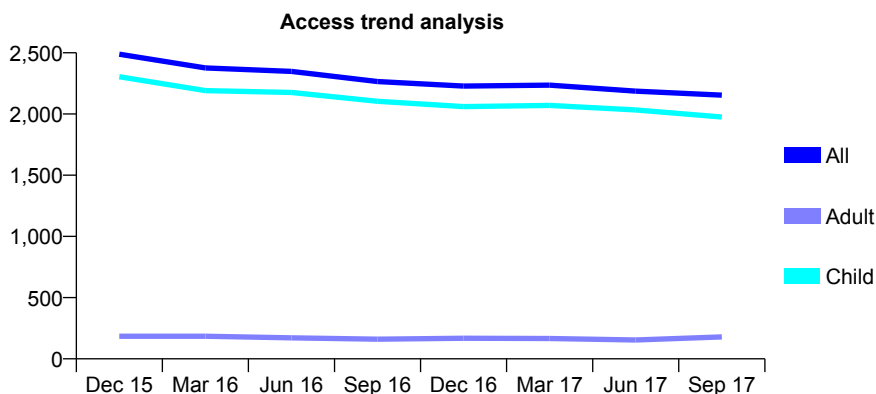
Q50 - Vital Signs At a Glance Contract Report for 952907/0001 - September 2017

Name or company name	Campbell Dental Health
Contract type name	GDS Contract
Purpose of contract	General
Contract start date	01/04/2006
Contract end date	

17/18 Contracted general activity (UDA)	4,232
Carry forward general activity (UDA)	0
17/18 Contracted orthodontic activity (UOA)	0
Carry forward orthodontic activity (UOA)	0
Baseline contract value	£97,866.25

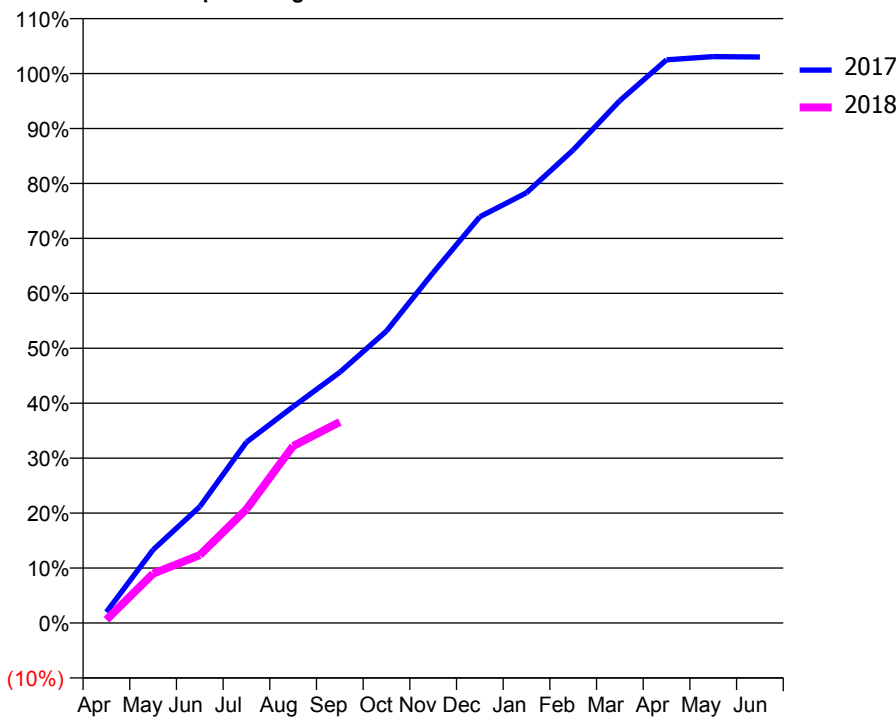
ACCESS*

Patients seen in 24 months	Total	Change since previous quarter
Quarter ending September 2016	2,265	
Quarter ending December 2016	2,228	↓
Quarter ending March 2017	2,236	→
Quarter ending June 2017	2,187	↓
Quarter ending September 2017	2,154	↓
Variance since September 2016	(4.9%)	↓



ACTIVITY

Cumulative percentage of contracted UDA delivered 2017 & 2018



Month	Adjusted Scheduled Activity (UDA)	
	2017	2018
April	85	25
May	565	381
June	896	523
July	1,393	876
August	1,666	1,363
September	1,932	1,548
October	2,248	
November	2,698	
December	3,129	
January	3,314	
February	3,643	
March	4,023	
April	4,337	
May	4,362	
June	4,359	

QUALITY

	Quantity	Base Number	Contract	AT	Region	England
% of FP17s for the same patient ID Re-attending within 3 months - Children	84	1,311	6.4%	9.6%	12.8%	11.9%
% of FP17s for the same patient ID Re-attending within 3 months - Adults	0	0	N/A	13.4%	16.5%	15.9%
% of FP17s for the same patient ID Re-attending between 3 & 9 months - Children	790	1,311	60.3%	63.9%	59.7%	58.1%
% of FP17s for the same patient ID Re-attending between 3 & 9 months - Adults	0	0	N/A	55.5%	53.0%	50.6%
% of FP17s for Band 1 Urgent Courses	42	1,099	3.8%	7.4%	9.2%	9.1%
% of FP17s Relating to Free Repair or Replacements	0	1,099	0.0%	0.9%	1.0%	0.8%
% of FP17s Relating to Continuations	1	1,099	0.1%	1.2%	1.2%	1.1%
% of Patients satisfied with the dentistry they have received	2	2	N/A	92.1%	91.6%	91.4%
% of Patients satisfied with the time they had to wait for an appointment	1	2	N/A	88.7%	88.1%	87.7%

* This is based on patients treated on this contract for their most recent course of treatment. Figures in italics indicate the base number of FP17s or Patient Questionnaire responses are less than 100. N/A is shown where the base number of responses is less than 10 during the period. % is calculated as Quantity/Base number*100

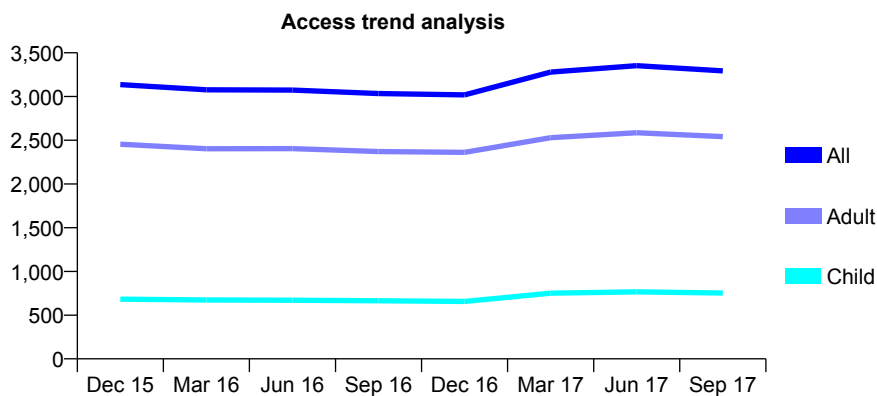
Q50 - Vital Signs At a Glance Contract Report for 962147/0002 - September 2017

Name or company name	MS Z NEMCIK
Contract type name	GDS Contract
Purpose of contract	General
Contract start date	01/07/2011
Contract end date	

17/18 Contracted general activity (UDA)	10,769
Carry forward general activity (UDA)	0
17/18 Contracted orthodontic activity (UOA)	0
Carry forward orthodontic activity (UOA)	0
Baseline contract value	£333,873.42

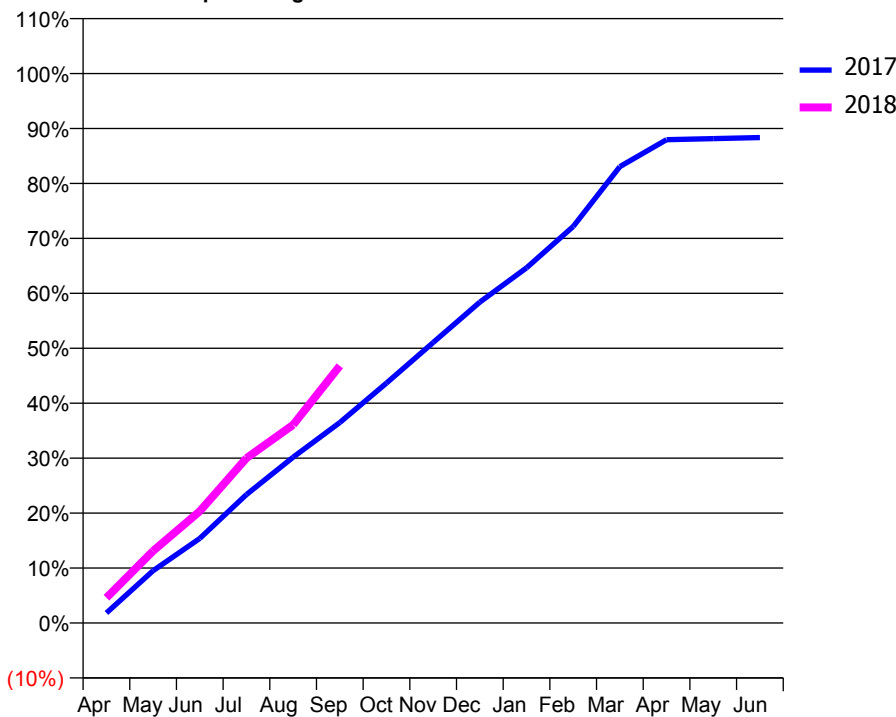
ACCESS*

Patients seen in 24 months	Total	Change since previous quarter
Quarter ending September 2016	3,034	
Quarter ending December 2016	3,019	→
Quarter ending March 2017	3,280	↑
Quarter ending June 2017	3,353	↑
Quarter ending September 2017	3,294	↓
Variance since September 2016	8.6%	↑



ACTIVITY

Cumulative percentage of contracted UDA delivered 2017 & 2018



Adjusted Scheduled Activity (UDA)

Month	2017	2018
April	199	496
May	1,025	1,413
June	1,659	2,191
July	2,518	3,231
August	3,249	3,885
September	3,928	5,039
October	4,703	
November	5,496	
December	6,289	
January	6,960	
February	7,770	
March	8,944	
April	9,473	
May	9,494	
June	9,515	

QUALITY

	Quantity	Base Number	Contract	AT	Region	England
% of FP17s for the same patient ID Re-attending within 3 months - Children	57	519	11.0%	9.6%	12.8%	11.9%
% of FP17s for the same patient ID Re-attending within 3 months - Adults	356	1,968	18.1%	13.4%	16.5%	15.9%
% of FP17s for the same patient ID Re-attending between 3 & 9 months - Children	296	519	57.0%	63.9%	59.7%	58.1%
% of FP17s for the same patient ID Re-attending between 3 & 9 months - Adults	1,141	1,968	58.0%	55.5%	53.0%	50.6%
% of FP17s for Band 1 Urgent Courses	104	2,233	4.7%	7.4%	9.2%	9.1%
% of FP17s Relating to Free Repair or Replacements	31	2,233	1.4%	0.9%	1.0%	0.8%
% of FP17s Relating to Continuations	43	2,233	1.9%	1.2%	1.2%	1.1%
% of Patients satisfied with the dentistry they have received	11	11	100.0%	92.1%	91.6%	91.4%
% of Patients satisfied with the time they had to wait for an appointment	7	11	63.6%	88.7%	88.1%	87.7%

* This is based on patients treated on this contract for their most recent course of treatment. Figures in italics indicate the base number of FP17s or Patient Questionnaire responses are less than 100. N/A is shown where the base number of responses is less than 10 during the period. % is calculated as Quantity/Base number*100

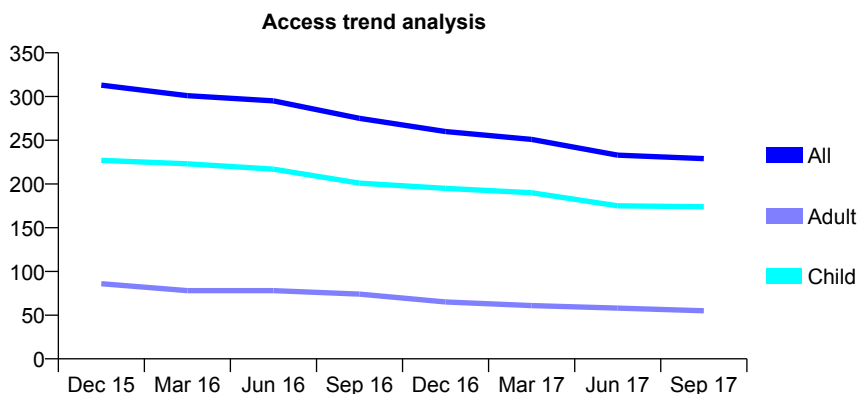
Q50 - Vital Signs At a Glance Contract Report for 999334/0001 - September 2017

Name or company name	MR EO DUODU
Contract type name	GDS Contract
Purpose of contract	General and Orthodontic
Contract start date	01/04/2006
Contract end date	

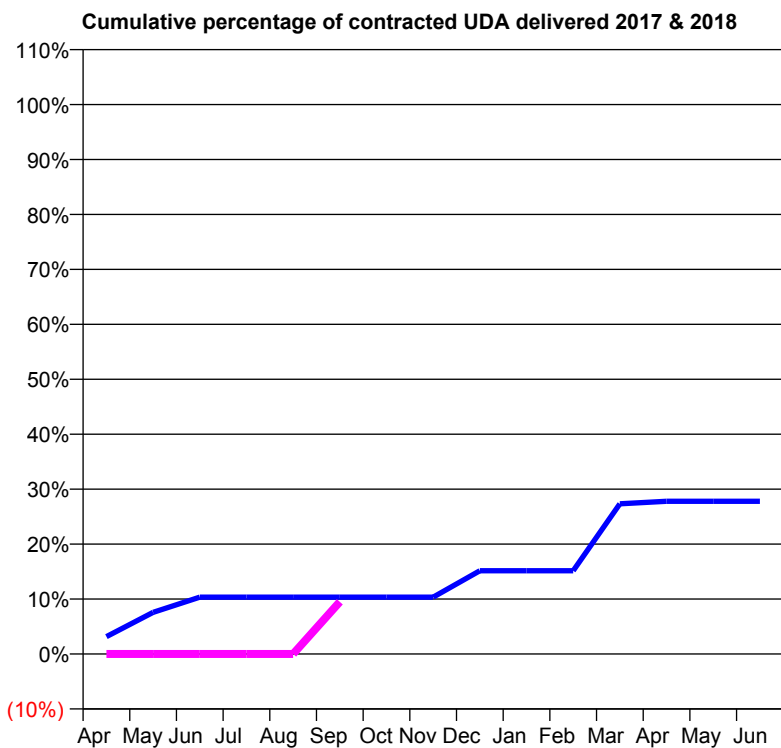
17/18 Contracted general activity (UDA)	1,043
Carry forward general activity (UDA)	0
17/18 Contracted orthodontic activity (UOA)	154
Carry forward orthodontic activity (UOA)	0
Baseline contract value	£41,609.46

ACCESS*

Patients seen in 24 months	Total	Change since previous quarter
Quarter ending September 2016	275	
Quarter ending December 2016	260	↓
Quarter ending March 2017	251	↓
Quarter ending June 2017	233	↓
Quarter ending September 2017	229	↓
Variance since September 2016	(16.7%)	↓



ACTIVITY



Adjusted Scheduled Activity (UDA)		
Month	2017	2018
April	33	0
May	79	0
June	108	0
July	108	0
August	108	0
September	108	99
October	108	
November	108	
December	158	
January	158	
February	158	
March	285	
April	290	
May	290	
June	290	

QUALITY

	Quantity	Base Number	Contract	AT	Region	England
% of FP17s for the same patient ID Re-attending within 3 months - Children	4	115	3.5%	9.6%	12.8%	11.9%
% of FP17s for the same patient ID Re-attending within 3 months - Adults	2	19	<i>10.5%</i>	13.4%	16.5%	15.9%
% of FP17s for the same patient ID Re-attending between 3 & 9 months - Children	45	115	39.1%	63.9%	59.7%	58.1%
% of FP17s for the same patient ID Re-attending between 3 & 9 months - Adults	7	19	36.8%	55.5%	53.0%	50.6%
% of FP17s for Band 1 Urgent Courses	0	125	0.0%	7.4%	9.2%	9.1%
% of FP17s Relating to Free Repair or Replacements	0	125	0.0%	0.9%	1.0%	0.8%
% of FP17s Relating to Continuations	3	125	2.4%	1.2%	1.2%	1.1%
% of Patients satisfied with the dentistry they have received	0	0	N/A	92.1%	91.6%	91.4%
% of Patients satisfied with the time they had to wait for an appointment	0	0	N/A	88.7%	88.1%	87.7%

* This is based on patients treated on this contract for their most recent course of treatment. Figures in italics indicate the base number of FP17s or Patient Questionnaire responses are less than 100. N/A is shown where the base number of responses is less than 10 during the period. % is calculated as Quantity/Base number*100

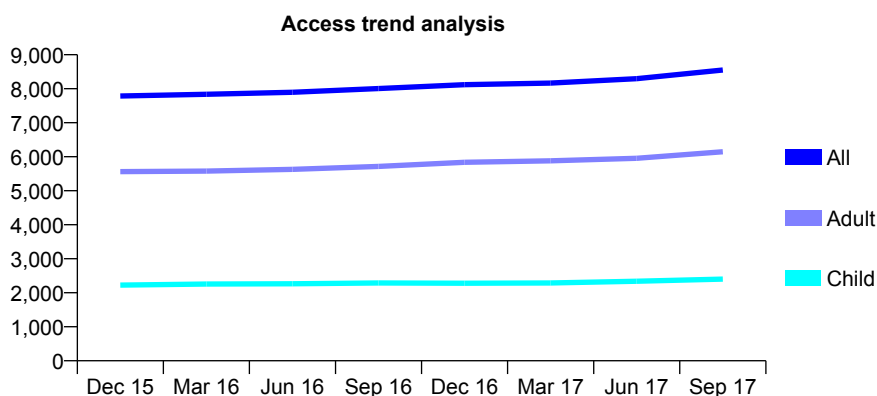
Q51 - Vital Signs At a Glance Contract Report for 101281/0026 - September 2017

Name or company name	OASIS DENTAL CARE LTD
Contract type name	GDS Contract
Purpose of contract	General
Contract start date	01/04/2006
Contract end date	

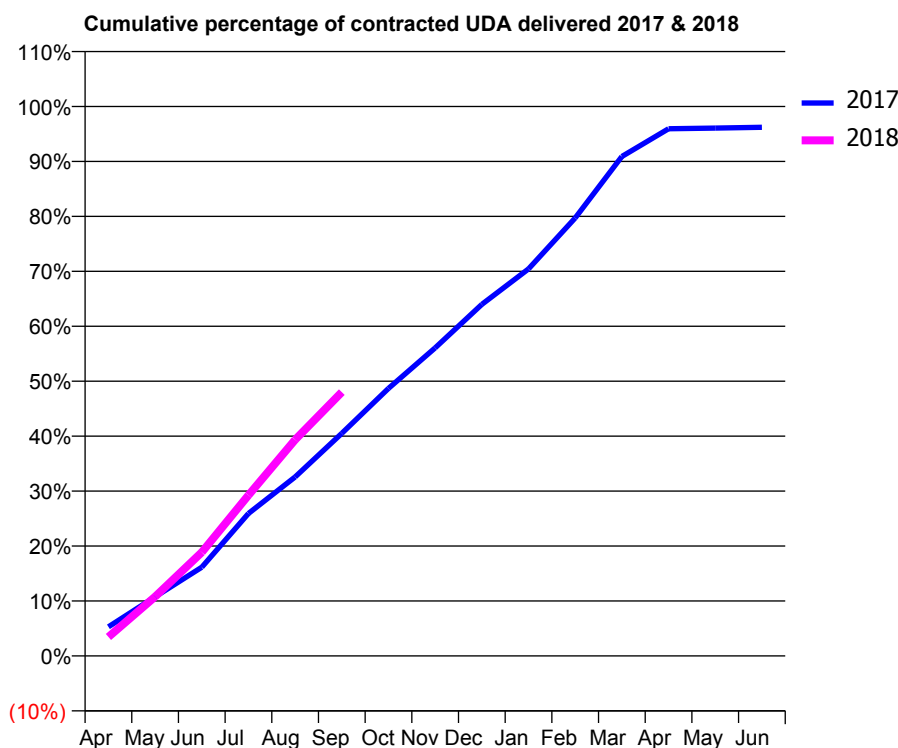
17/18 Contracted general activity (UDA)	25,823
Carry forward general activity (UDA)	0
17/18 Contracted orthodontic activity (UOA)	0
Carry forward orthodontic activity (UOA)	0
Baseline contract value	£617,039.06

ACCESS*

Patients seen in 24 months	Total	Change since previous quarter
Quarter ending September 2016	8,004	
Quarter ending December 2016	8,119	→
Quarter ending March 2017	8,168	→
Quarter ending June 2017	8,295	→
Quarter ending September 2017	8,551	↑
Variance since September 2016	6.8%	↑



ACTIVITY



Month	Adjusted Scheduled Activity (UDA)	
	2017	2018
April	1,372	893
May	2,778	2,786
June	4,173	4,873
July	6,694	7,553
August	8,416	10,161
September	10,464	12,397
October	12,576	
November	14,480	
December	16,522	
January	18,191	
February	20,585	
March	23,473	
April	24,776	
May	24,805	
June	24,843	

QUALITY

	Quantity	Base Number	Contract	AT	Region	England
% of FP17s for the same patient ID Re-attending within 3 months - Children	195	1,905	10.2%	9.7%	12.8%	11.9%
% of FP17s for the same patient ID Re-attending within 3 months - Adults	622	4,475	13.9%	14.4%	16.5%	15.9%
% of FP17s for the same patient ID Re-attending between 3 & 9 months - Children	1,143	1,905	60.0%	58.9%	59.7%	58.1%
% of FP17s for the same patient ID Re-attending between 3 & 9 months - Adults	2,598	4,475	58.1%	52.9%	53.0%	50.6%
% of FP17s for Band 1 Urgent Courses	376	5,762	6.5%	7.7%	9.2%	9.1%
% of FP17s Relating to Free Repair or Replacements	100	5,762	1.7%	1.1%	1.0%	0.8%
% of FP17s Relating to Continuations	80	5,762	1.4%	1.3%	1.2%	1.1%
% of Patients satisfied with the dentistry they have received	8	8	N/A	92.7%	91.6%	91.4%
% of Patients satisfied with the time they had to wait for an appointment	8	8	N/A	88.3%	88.1%	87.7%

* This is based on patients treated on this contract for their most recent course of treatment. Figures in italics indicate the base number of FP17s or Patient Questionnaire responses are less than 100. N/A is shown where the base number of responses is less than 10 during the period. % is calculated as Quantity/Base number*100

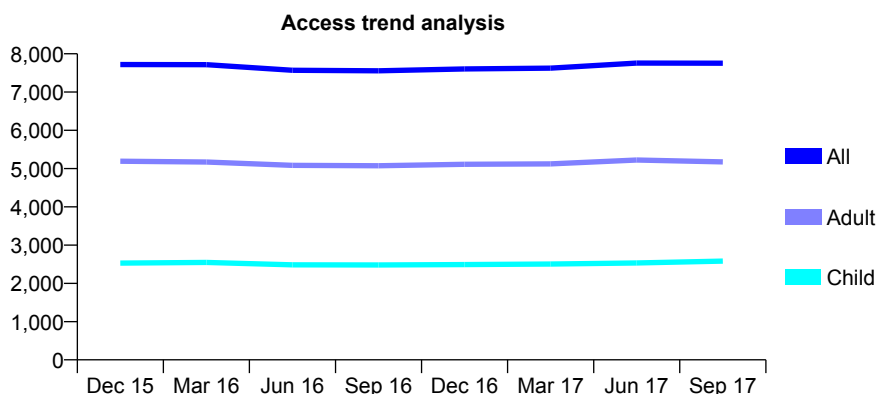
Q51 - Vital Signs At a Glance Contract Report for 101281/0179 - September 2017

Name or company name	OASIS DENTAL CARE LTD
Contract type name	GDS Contract
Purpose of contract	General
Contract start date	01/06/2008
Contract end date	

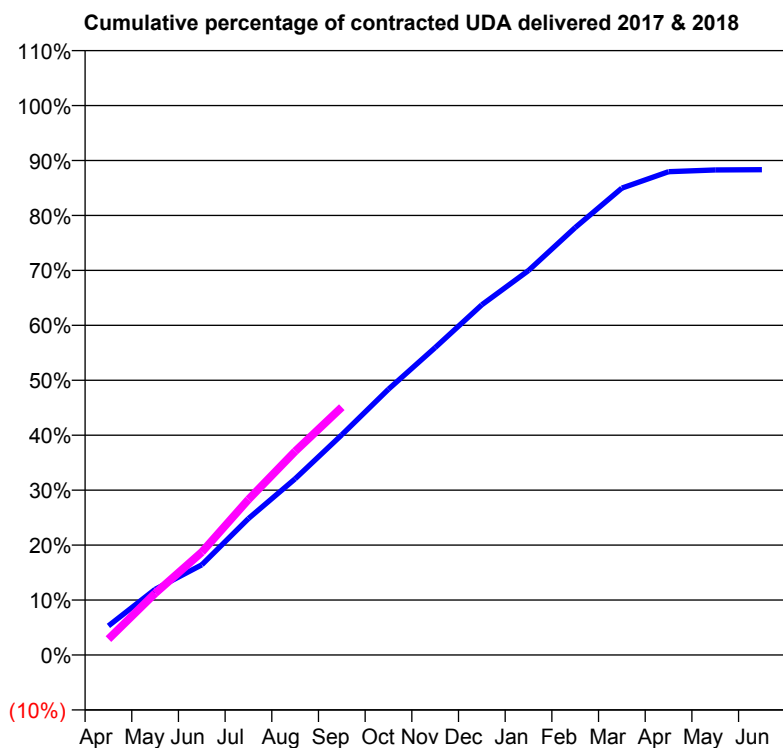
17/18 Contracted general activity (UDA)	25,086
Carry forward general activity (UDA)	0
17/18 Contracted orthodontic activity (UOA)	0
Carry forward orthodontic activity (UOA)	0
Baseline contract value	£734,118.26

ACCESS*

Patients seen in 24 months	Total	Change since previous quarter
Quarter ending September 2016	7,555	
Quarter ending December 2016	7,604	→
Quarter ending March 2017	7,627	→
Quarter ending June 2017	7,756	→
Quarter ending September 2017	7,754	→
Variance since September 2016	2.6%	↑



ACTIVITY



Month	Adjusted Scheduled Activity (UDA)	
	2017	2018
April	1,330	726
May	2,999	2,814
June	4,117	4,696
July	6,228	7,100
August	8,043	9,301
September	10,055	11,311
October	12,138	
November	14,033	
December	15,987	
January	17,552	
February	19,513	
March	21,314	
April	22,064	
May	22,142	
June	22,158	

QUALITY

	Quantity	Base Number	Contract	AT	Region	England
% of FP17s for the same patient ID Re-attending within 3 months - Children	100	1,928	5.2%	9.7%	12.8%	11.9%
% of FP17s for the same patient ID Re-attending within 3 months - Adults	314	3,436	9.1%	14.4%	16.5%	15.9%
% of FP17s for the same patient ID Re-attending between 3 & 9 months - Children	1,057	1,928	54.8%	58.9%	59.7%	58.1%
% of FP17s for the same patient ID Re-attending between 3 & 9 months - Adults	1,977	3,436	57.5%	52.9%	53.0%	50.6%
% of FP17s for Band 1 Urgent Courses	91	4,982	1.8%	7.7%	9.2%	9.1%
% of FP17s Relating to Free Repair or Replacements	43	4,982	0.9%	1.1%	1.0%	0.8%
% of FP17s Relating to Continuations	80	4,982	1.6%	1.3%	1.2%	1.1%
% of Patients satisfied with the dentistry they have received	15	15	100.0%	92.7%	91.6%	91.4%
% of Patients satisfied with the time they had to wait for an appointment	14	15	93.3%	88.3%	88.1%	87.7%

* This is based on patients treated on this contract for their most recent course of treatment. Figures in italics indicate the base number of FP17s or Patient Questionnaire responses are less than 100. N/A is shown where the base number of responses is less than 10 during the period. % is calculated as Quantity/Base number*100

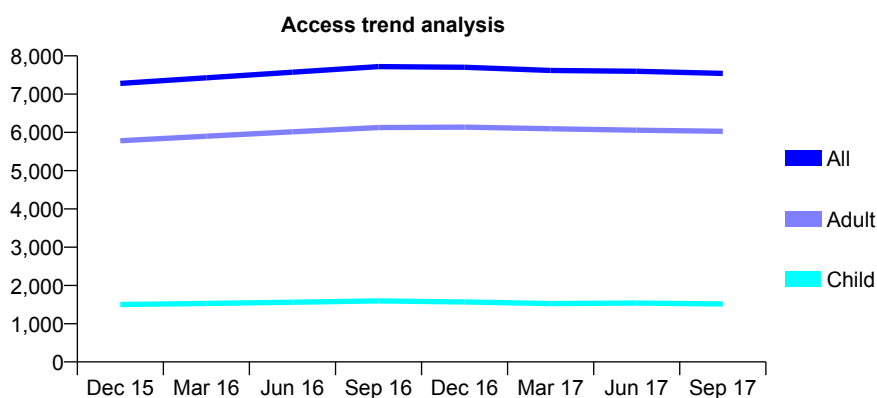
Q51 - Vital Signs At a Glance Contract Report for 101338/0069 - September 2017

Name or company name	Whitecross Dental Care Limited
Contract type name	GDS Contract
Purpose of contract	General and Orthodontic
Contract start date	01/11/2008
Contract end date	

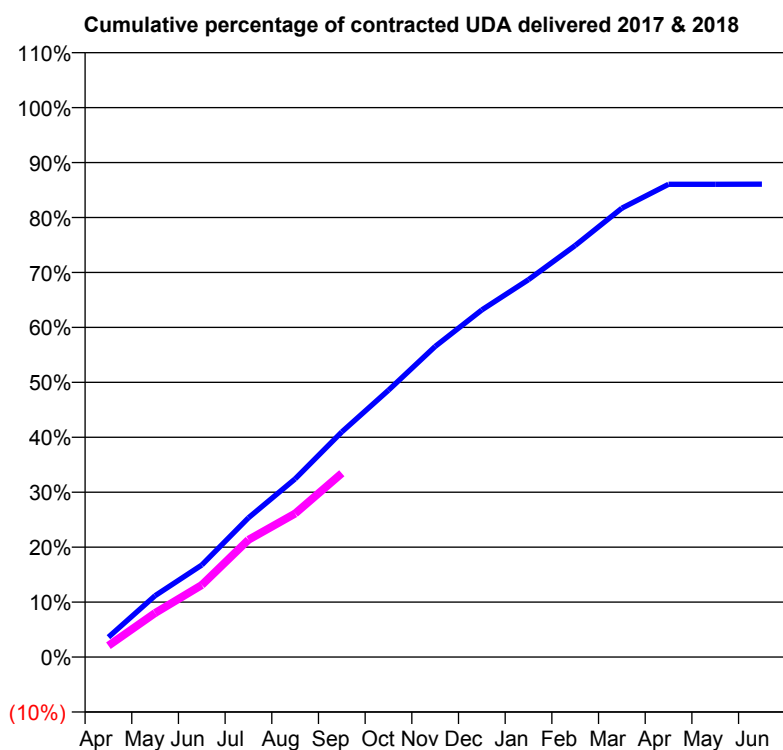
17/18 Contracted general activity (UDA)	24,277
Carry forward general activity (UDA)	0
17/18 Contracted orthodontic activity (UOA)	1,008
Carry forward orthodontic activity (UOA)	0
Baseline contract value	£760,924.45

ACCESS*

Patients seen in 24 months	Total	Change since previous quarter
Quarter ending September 2016	7,719	
Quarter ending December 2016	7,703	→
Quarter ending March 2017	7,620	↓
Quarter ending June 2017	7,596	→
Quarter ending September 2017	7,542	→
Variance since September 2016	(2.3%)	↓



ACTIVITY



Month	Adjusted Scheduled Activity (UDA)	
	2017	2018
April	881	507
May	2,712	1,946
June	4,065	3,184
July	6,151	5,182
August	7,876	6,342
September	9,948	8,119
October	11,792	
November	13,723	
December	15,341	
January	16,674	
February	18,184	
March	19,835	
April	20,886	
May	20,888	
June	20,895	

QUALITY

	Quantity	Base Number	Contract	AT	Region	England
% of FP17s for the same patient ID Re-attending within 3 months - Children	115	1,016	11.3%	9.7%	12.8%	11.9%
% of FP17s for the same patient ID Re-attending within 3 months - Adults	462	3,426	13.5%	14.4%	16.5%	15.9%
% of FP17s for the same patient ID Re-attending between 3 & 9 months - Children	406	1,016	40.0%	58.9%	59.7%	58.1%
% of FP17s for the same patient ID Re-attending between 3 & 9 months - Adults	1,405	3,426	41.0%	52.9%	53.0%	50.6%
% of FP17s for Band 1 Urgent Courses	324	4,042	8.0%	7.7%	9.2%	9.1%
% of FP17s Relating to Free Repair or Replacements	34	4,042	0.8%	1.1%	1.0%	0.8%
% of FP17s Relating to Continuations	89	4,042	2.2%	1.3%	1.2%	1.1%
% of Patients satisfied with the dentistry they have received	10	10	100.0%	92.7%	91.6%	91.4%
% of Patients satisfied with the time they had to wait for an appointment	9	10	90.0%	88.3%	88.1%	87.7%

* This is based on patients treated on this contract for their most recent course of treatment. Figures in italics indicate the base number of FP17s or Patient Questionnaire responses are less than 100. N/A is shown where the base number of responses is less than 10 during the period. % is calculated as Quantity/Base number*100

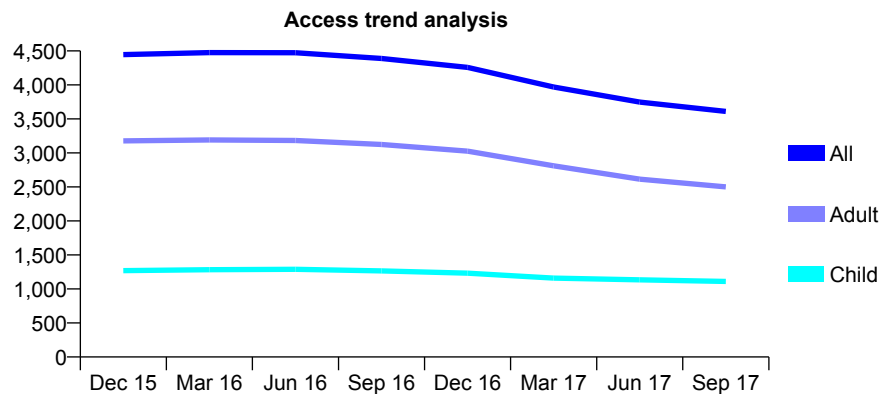
Q51 - Vital Signs At a Glance Contract Report for 101338/0086 - September 2017

Name or company name	Whitecross Dental Care Limited
Contract type name	GDS Contract
Purpose of contract	General
Contract start date	01/04/2009
Contract end date	

17/18 Contracted general activity (UDA)	13,567
Carry forward general activity (UDA)	0
17/18 Contracted orthodontic activity (UOA)	0
Carry forward orthodontic activity (UOA)	0
Baseline contract value	£380,236.15

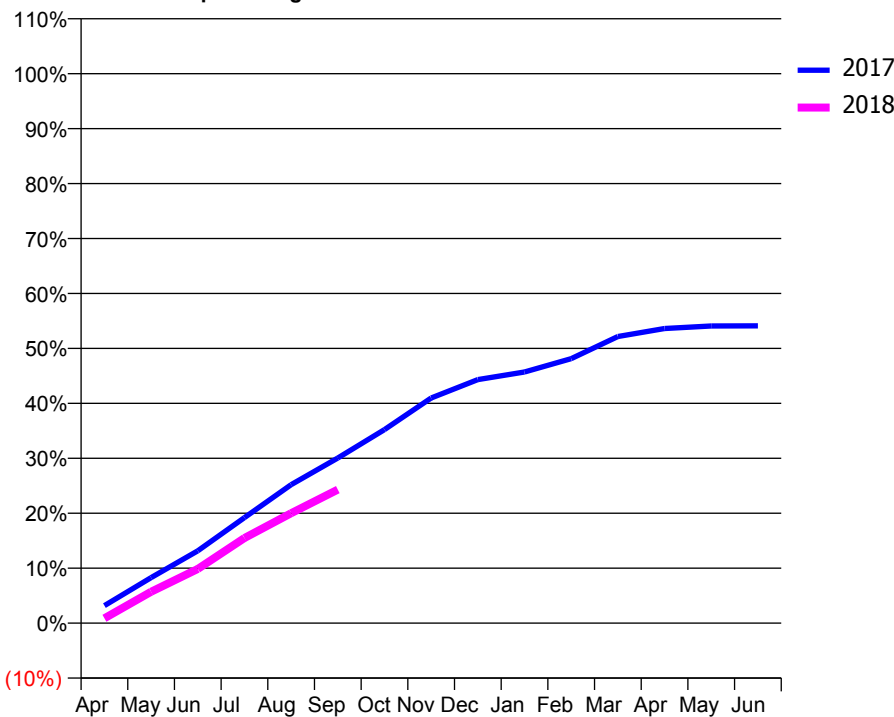
ACCESS*

Patients seen in 24 months	Total	Change since previous quarter
Quarter ending September 2016	4,390	
Quarter ending December 2016	4,258	↓
Quarter ending March 2017	3,970	↓
Quarter ending June 2017	3,749	↓
Quarter ending September 2017	3,610	↓
Variance since September 2016	(17.8%)	↓



ACTIVITY

Cumulative percentage of contracted UDA delivered 2017 & 2018



Month	Adjusted Scheduled Activity (UDA)	
	2017	2018
April	432	120
May	1,125	776
June	1,786	1,338
July	2,607	2,103
August	3,420	2,715
September	4,077	3,298
October	4,777	
November	5,560	
December	6,013	
January	6,202	
February	6,529	
March	7,078	
April	7,275	
May	7,338	
June	7,339	

QUALITY

	Quantity	Base Number	Contract	AT	Region	England
% of FP17s for the same patient ID Re-attending within 3 months - Children	26	562	4.6%	9.7%	12.8%	11.9%
% of FP17s for the same patient ID Re-attending within 3 months - Adults	101	1,025	9.9%	14.4%	16.5%	15.9%
% of FP17s for the same patient ID Re-attending between 3 & 9 months - Children	164	562	29.2%	58.9%	59.7%	58.1%
% of FP17s for the same patient ID Re-attending between 3 & 9 months - Adults	342	1,025	33.4%	52.9%	53.0%	50.6%
% of FP17s for Band 1 Urgent Courses	110	1,464	7.5%	7.7%	9.2%	9.1%
% of FP17s Relating to Free Repair or Replacements	7	1,464	0.5%	1.1%	1.0%	0.8%
% of FP17s Relating to Continuations	15	1,464	1.0%	1.3%	1.2%	1.1%
% of Patients satisfied with the dentistry they have received	3	5	N/A	92.7%	91.6%	91.4%
% of Patients satisfied with the time they had to wait for an appointment	2	5	N/A	88.3%	88.1%	87.7%

* This is based on patients treated on this contract for their most recent course of treatment. Figures in italics indicate the base number of FP17s or Patient Questionnaire responses are less than 100. N/A is shown where the base number of responses is less than 10 during the period. % is calculated as Quantity/Base number*100

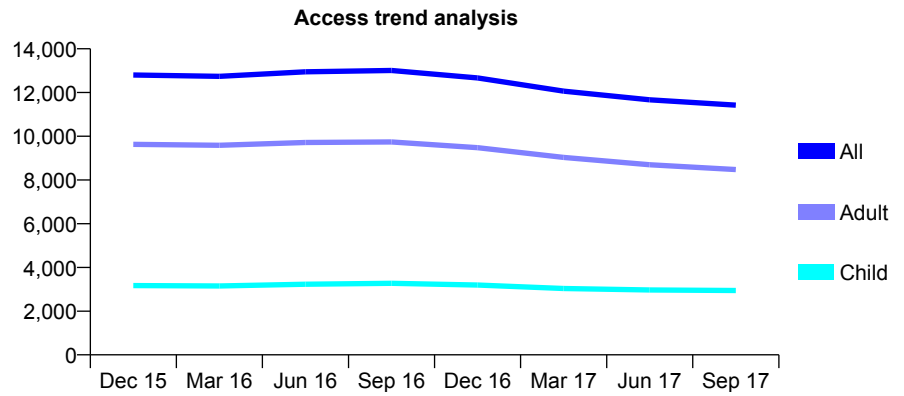
Q51 - Vital Signs At a Glance Contract Report for 101338/0090 - September 2017

Name or company name	Whitecross Dental Care Limited
Contract type name	GDS Contract
Purpose of contract	General
Contract start date	01/08/2009
Contract end date	

17/18 Contracted general activity (UDA)	36,924
Carry forward general activity (UDA)	0
17/18 Contracted orthodontic activity (UOA)	0
Carry forward orthodontic activity (UOA)	0
Baseline contract value	£1,056,948.87

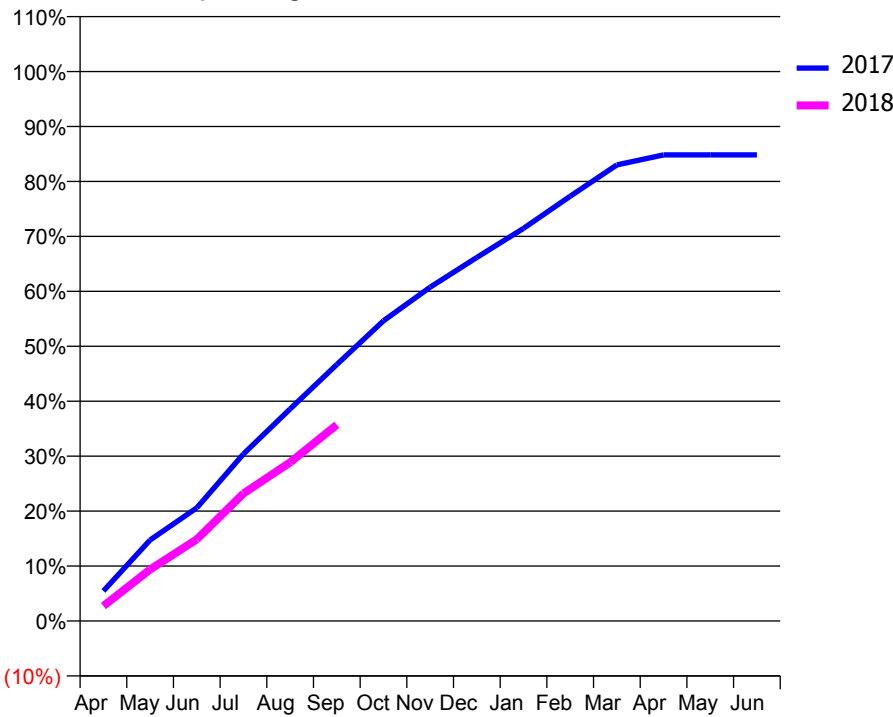
ACCESS*

Patients seen in 24 months	Total	Change since previous quarter
Quarter ending September 2016	13,011	
Quarter ending December 2016	12,669	↓
Quarter ending March 2017	12,064	↓
Quarter ending June 2017	11,667	↓
Quarter ending September 2017	11,422	↓
Variance since September 2016	(12.2%)	↓



ACTIVITY

Cumulative percentage of contracted UDA delivered 2017 & 2018



Month	Adjusted Scheduled Activity (UDA)	
	2017	2018
April	2,024	1,005
May	5,446	3,467
June	7,602	5,487
July	11,223	8,570
August	14,249	10,659
September	17,233	13,183
October	20,176	
November	22,432	
December	24,429	
January	26,382	
February	28,540	
March	30,647	
April	31,318	
May	31,320	
June	31,322	

QUALITY

	Quantity	Base Number	Contract	AT	Region	England
% of FP17s for the same patient ID Re-attending within 3 months - Children	112	1,976	5.7%	9.7%	12.8%	11.9%
% of FP17s for the same patient ID Re-attending within 3 months - Adults	553	5,042	11.0%	14.4%	16.5%	15.9%
% of FP17s for the same patient ID Re-attending between 3 & 9 months - Children	920	1,976	46.6%	58.9%	59.7%	58.1%
% of FP17s for the same patient ID Re-attending between 3 & 9 months - Adults	2,288	5,042	45.4%	52.9%	53.0%	50.6%
% of FP17s for Band 1 Urgent Courses	405	6,677	6.1%	7.7%	9.2%	9.1%
% of FP17s Relating to Free Repair or Replacements	55	6,677	0.8%	1.1%	1.0%	0.8%
% of FP17s Relating to Continuations	107	6,677	1.6%	1.3%	1.2%	1.1%
% of Patients satisfied with the dentistry they have received	13	14	92.9%	92.7%	91.6%	91.4%
% of Patients satisfied with the time they had to wait for an appointment	9	14	64.3%	88.3%	88.1%	87.7%

* This is based on patients treated on this contract for their most recent course of treatment. Figures in italics indicate the base number of FP17s or Patient Questionnaire responses are less than 100. N/A is shown where the base number of responses is less than 10 during the period. % is calculated as Quantity/Base number*100

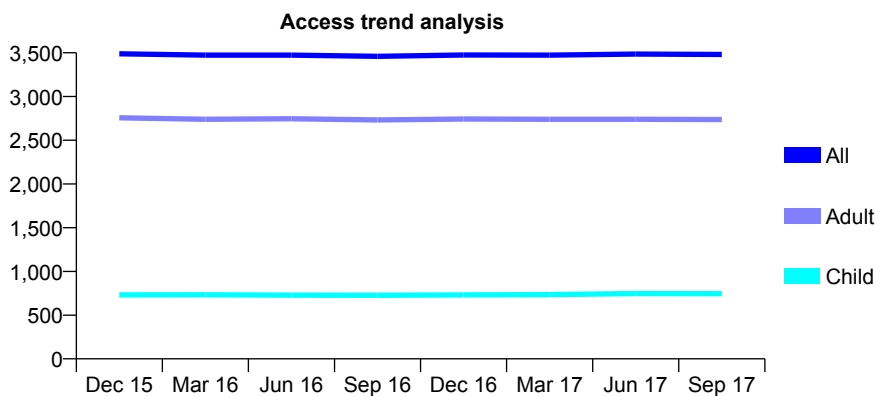
Q51 - Vital Signs At a Glance Contract Report for 101338/0093 - September 2017

Name or company name	Whitecross Dental Care Limited
Contract type name	GDS Contract
Purpose of contract	General
Contract start date	01/08/2009
Contract end date	

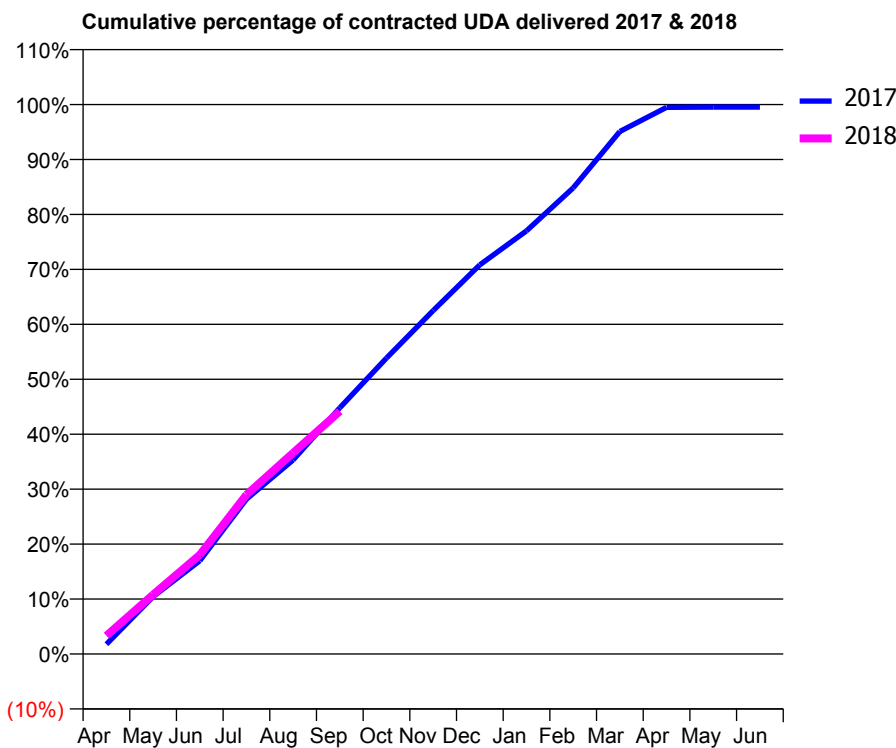
17/18 Contracted general activity (UDA)	10,563
Carry forward general activity (UDA)	0
17/18 Contracted orthodontic activity (UOA)	0
Carry forward orthodontic activity (UOA)	0
Baseline contract value	£276,829.59

ACCESS*

Patients seen in 24 months	Total	Change since previous quarter
Quarter ending September 2016	3,459	
Quarter ending December 2016	3,475	→
Quarter ending March 2017	3,474	→
Quarter ending June 2017	3,485	→
Quarter ending September 2017	3,481	→
Variance since September 2016	0.6%	→



ACTIVITY



Month	Adjusted Scheduled Activity (UDA)	
	2017	2018
April	188	351
May	1,105	1,143
June	1,793	1,905
July	2,977	3,062
August	3,731	3,867
September	4,732	4,666
October	5,690	
November	6,602	
December	7,480	
January	8,135	
February	8,960	
March	10,044	
April	10,509	
May	10,514	
June	10,514	

QUALITY

	Quantity	Base Number	Contract	AT	Region	England
% of FP17s for the same patient ID Re-attending within 3 months - Children	32	541	5.9%	9.7%	12.8%	11.9%
% of FP17s for the same patient ID Re-attending within 3 months - Adults	259	1,883	13.8%	14.4%	16.5%	15.9%
% of FP17s for the same patient ID Re-attending between 3 & 9 months - Children	301	541	55.6%	58.9%	59.7%	58.1%
% of FP17s for the same patient ID Re-attending between 3 & 9 months - Adults	1,015	1,883	53.9%	52.9%	53.0%	50.6%
% of FP17s for Band 1 Urgent Courses	161	2,223	7.2%	7.7%	9.2%	9.1%
% of FP17s Relating to Free Repair or Replacements	7	2,223	0.3%	1.1%	1.0%	0.8%
% of FP17s Relating to Continuations	56	2,223	2.5%	1.3%	1.2%	1.1%
% of Patients satisfied with the dentistry they have received	10	12	83.3%	92.7%	91.6%	91.4%
% of Patients satisfied with the time they had to wait for an appointment	9	12	75.0%	88.3%	88.1%	87.7%

* This is based on patients treated on this contract for their most recent course of treatment. Figures in italics indicate the base number of FP17s or Patient Questionnaire responses are less than 100. N/A is shown where the base number of responses is less than 10 during the period. % is calculated as Quantity/Base number*100

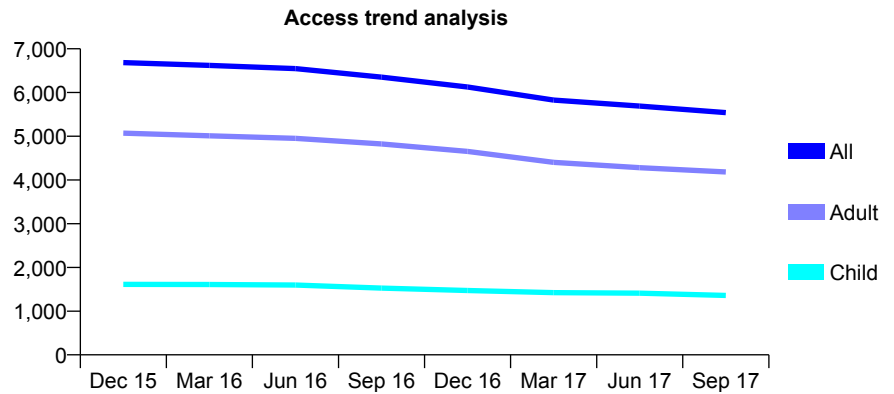
Q51 - Vital Signs At a Glance Contract Report for 101338/0108 - September 2017

Name or company name	Whitecross Dental Care Limited
Contract type name	GDS Contract
Purpose of contract	General
Contract start date	01/12/2009
Contract end date	

17/18 Contracted general activity (UDA)	22,070
Carry forward general activity (UDA)	0
17/18 Contracted orthodontic activity (UOA)	0
Carry forward orthodontic activity (UOA)	0
Baseline contract value	£589,015.63

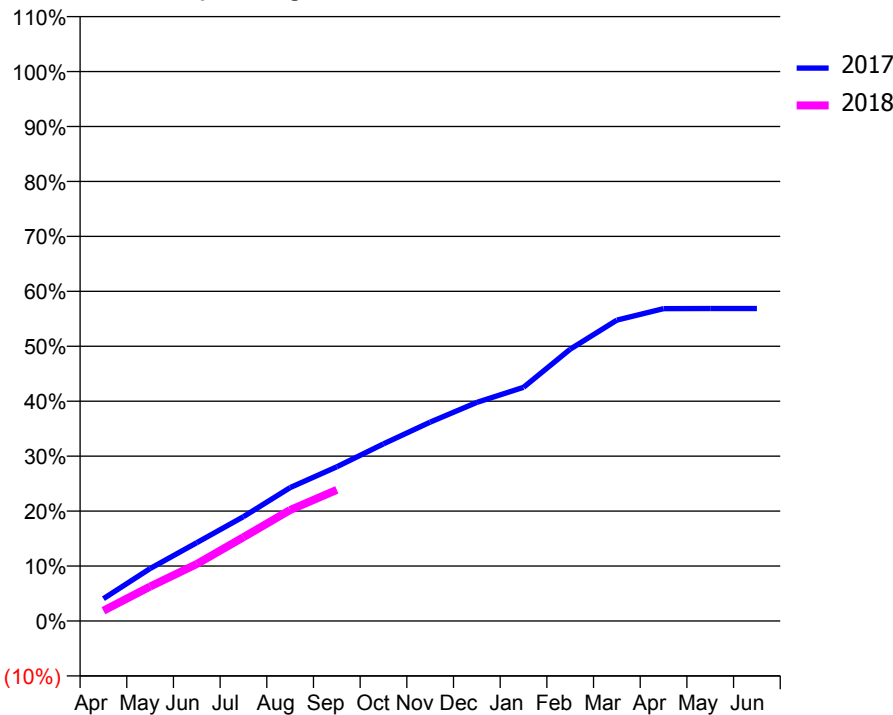
ACCESS*

Patients seen in 24 months	Total	Change since previous quarter
Quarter ending September 2016	6,353	
Quarter ending December 2016	6,127	↓
Quarter ending March 2017	5,828	↓
Quarter ending June 2017	5,690	↓
Quarter ending September 2017	5,540	↓
Variance since September 2016	(12.8%)	↓



ACTIVITY

Cumulative percentage of contracted UDA delivered 2017 & 2018



Month	Adjusted Scheduled Activity (UDA)	
	2017	2018
April	899	413
May	2,108	1,386
June	3,148	2,291
July	4,192	3,364
August	5,358	4,459
September	6,191	5,269
October	7,114	
November	7,988	
December	8,779	
January	9,388	
February	10,918	
March	12,088	
April	12,547	
May	12,550	
June	12,551	

QUALITY

	Quantity	Base Number	Contract	AT	Region	England
% of FP17s for the same patient ID Re-attending within 3 months - Children	51	720	7.1%	9.7%	12.8%	11.9%
% of FP17s for the same patient ID Re-attending within 3 months - Adults	245	2,021	12.1%	14.4%	16.5%	15.9%
% of FP17s for the same patient ID Re-attending between 3 & 9 months - Children	155	720	21.5%	58.9%	59.7%	58.1%
% of FP17s for the same patient ID Re-attending between 3 & 9 months - Adults	579	2,021	28.6%	52.9%	53.0%	50.6%
% of FP17s for Band 1 Urgent Courses	279	2,542	11.0%	7.7%	9.2%	9.1%
% of FP17s Relating to Free Repair or Replacements	15	2,542	0.6%	1.1%	1.0%	0.8%
% of FP17s Relating to Continuations	33	2,542	1.3%	1.3%	1.2%	1.1%
% of Patients satisfied with the dentistry they have received	9	12	75.0%	92.7%	91.6%	91.4%
% of Patients satisfied with the time they had to wait for an appointment	10	12	83.3%	88.3%	88.1%	87.7%

* This is based on patients treated on this contract for their most recent course of treatment. Figures in italics indicate the base number of FP17s or Patient Questionnaire responses are less than 100. N/A is shown where the base number of responses is less than 10 during the period. % is calculated as Quantity/Base number*100

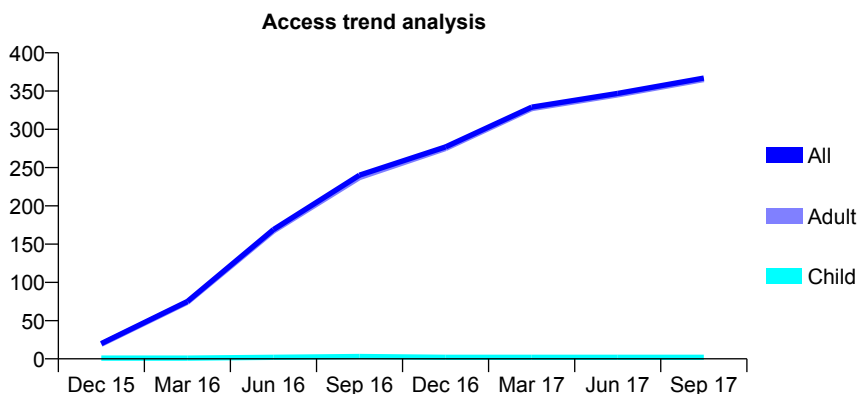
Q51 - Vital Signs At a Glance Contract Report for 101338/0153 - September 2017

Name or company name	Whitecross Dental Care Limited
Contract type name	PDS Contract
Purpose of contract	General
Contract start date	01/05/2015
Contract end date	30/04/2020

17/18 Contracted general activity (UDA)	1,200
Carry forward general activity (UDA)	0
17/18 Contracted orthodontic activity (UOA)	0
Carry forward orthodontic activity (UOA)	0
Baseline contract value	£50,776.54

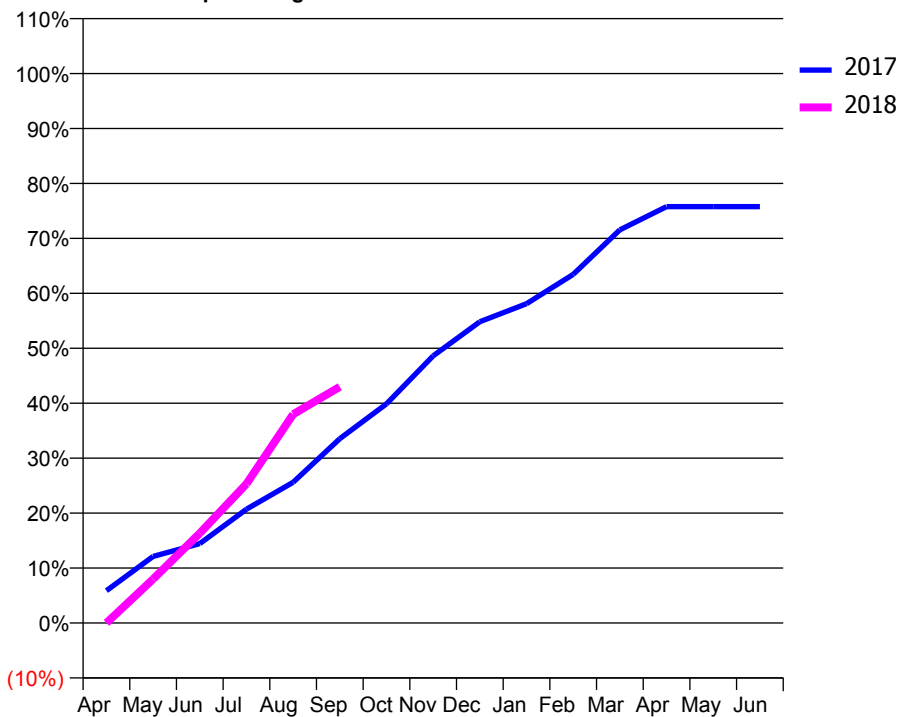
ACCESS*

Patients seen in 24 months	Total	Change since previous quarter
Quarter ending September 2016	240	
Quarter ending December 2016	277	↑
Quarter ending March 2017	329	↑
Quarter ending June 2017	347	↑
Quarter ending September 2017	367	↑
Variance since September 2016	52.9%	↑



ACTIVITY

Cumulative percentage of contracted UDA delivered 2017 & 2018



Month	Adjusted Scheduled Activity (UDA)	
	2017	2018
April	106	0
May	218	96
June	260	196
July	373	304
August	461	456
September	604	516
October	718	
November	875	
December	987	
January	1,046	
February	1,142	
March	1,288	
April	1,364	
May	1,364	
June	1,364	

QUALITY

	Quantity	Base Number	Contract	AT	Region	England
% of FP17s for the same patient ID Re-attending within 3 months - Children	0	0	N/A	9.7%	12.8%	11.9%
% of FP17s for the same patient ID Re-attending within 3 months - Adults	21	226	9.3%	14.4%	16.5%	15.9%
% of FP17s for the same patient ID Re-attending between 3 & 9 months - Children	0	0	N/A	58.9%	59.7%	58.1%
% of FP17s for the same patient ID Re-attending between 3 & 9 months - Adults	3	226	1.3%	52.9%	53.0%	50.6%
% of FP17s for Band 1 Urgent Courses	0	198	0.0%	7.7%	9.2%	9.1%
% of FP17s Relating to Free Repair or Replacements	0	198	0.0%	1.1%	1.0%	0.8%
% of FP17s Relating to Continuations	0	198	0.0%	1.3%	1.2%	1.1%
% of Patients satisfied with the dentistry they have received	1	1	N/A	92.7%	91.6%	91.4%
% of Patients satisfied with the time they had to wait for an appointment	1	1	N/A	88.3%	88.1%	87.7%

* This is based on patients treated on this contract for their most recent course of treatment. Figures in italics indicate the base number of FP17s or Patient Questionnaire responses are less than 100. N/A is shown where the base number of responses is less than 10 during the period. % is calculated as Quantity/Base number*100

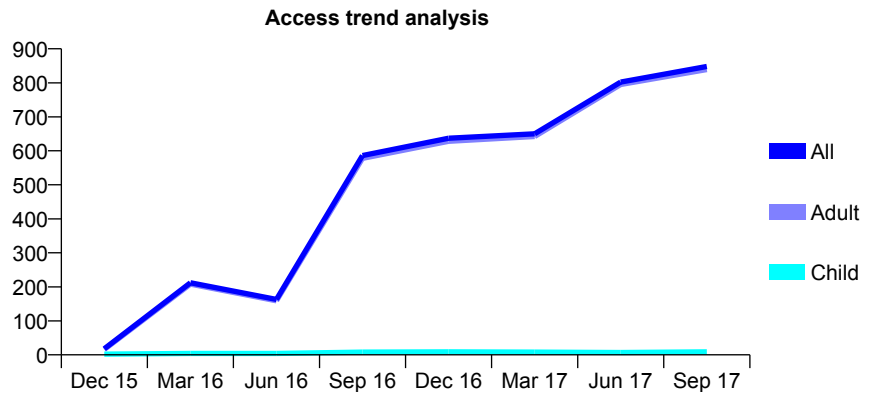
Q51 - Vital Signs At a Glance Contract Report for 101338/0154 - September 2017

Name or company name	Whitecross Dental Care Limited
Contract type name	PDS Contract
Purpose of contract	General
Contract start date	01/05/2015
Contract end date	30/04/2020

17/18 Contracted general activity (UDA)	3,150
Carry forward general activity (UDA)	0
17/18 Contracted orthodontic activity (UOA)	0
Carry forward orthodontic activity (UOA)	0
Baseline contract value	£133,288.43

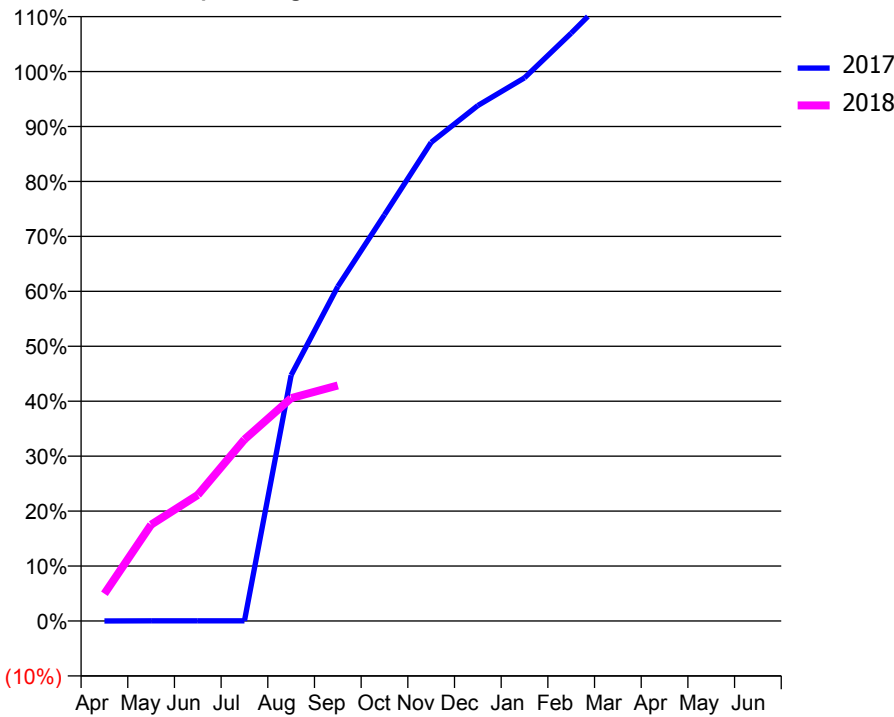
ACCESS*

Patients seen in 24 months	Total	Change since previous quarter
Quarter ending September 2016	586	
Quarter ending December 2016	637	↑
Quarter ending March 2017	650	↑
Quarter ending June 2017	802	↑
Quarter ending September 2017	848	↑
Variance since September 2016	44.7%	↑



ACTIVITY

Cumulative percentage of contracted UDA delivered 2017 & 2018



Month	Adjusted Scheduled Activity (UDA)	
	2017	2018
April	0	156
May	1	552
June	1	723
July	1	1,041
August	1,141	1,278
September	1,552	1,350
October	1,885	
November	2,221	
December	2,392	
January	2,521	
February	2,728	
March	2,944	
April	3,034	
May	3,034	
June	3,034	

QUALITY

	Quantity	Base Number	Contract	AT	Region	England
% of FP17s for the same patient ID Re-attending within 3 months - Children	0	3	0.0%	9.7%	12.8%	11.9%
% of FP17s for the same patient ID Re-attending within 3 months - Adults	38	477	8.0%	14.4%	16.5%	15.9%
% of FP17s for the same patient ID Re-attending between 3 & 9 months - Children	0	3	0.0%	58.9%	59.7%	58.1%
% of FP17s for the same patient ID Re-attending between 3 & 9 months - Adults	5	477	1.0%	52.9%	53.0%	50.6%
% of FP17s for Band 1 Urgent Courses	0	450	0.0%	7.7%	9.2%	9.1%
% of FP17s Relating to Free Repair or Replacements	0	450	0.0%	1.1%	1.0%	0.8%
% of FP17s Relating to Continuations	1	450	0.2%	1.3%	1.2%	1.1%
% of Patients satisfied with the dentistry they have received	1	1	N/A	92.7%	91.6%	91.4%
% of Patients satisfied with the time they had to wait for an appointment	1	1	N/A	88.3%	88.1%	87.7%

* This is based on patients treated on this contract for their most recent course of treatment. Figures in italics indicate the base number of FP17s or Patient Questionnaire responses are less than 100. N/A is shown where the base number of responses is less than 10 during the period. % is calculated as Quantity/Base number*100

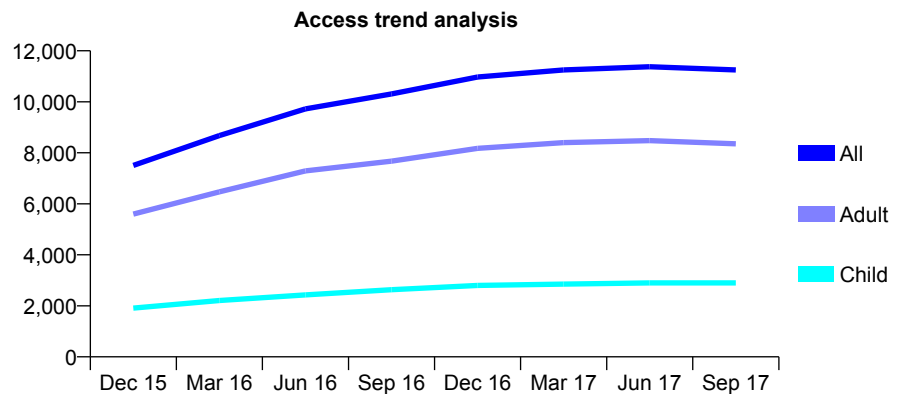
Q51 - Vital Signs At a Glance Contract Report for 101338/0155 - September 2017

Name or company name	Whitecross Dental Care Limited
Contract type name	GDS Contract
Purpose of contract	General
Contract start date	01/06/2015
Contract end date	

17/18 Contracted general activity (UDA)	42,692
Carry forward general activity (UDA)	0
17/18 Contracted orthodontic activity (UOA)	0
Carry forward orthodontic activity (UOA)	0
Baseline contract value	£1,197,112.41

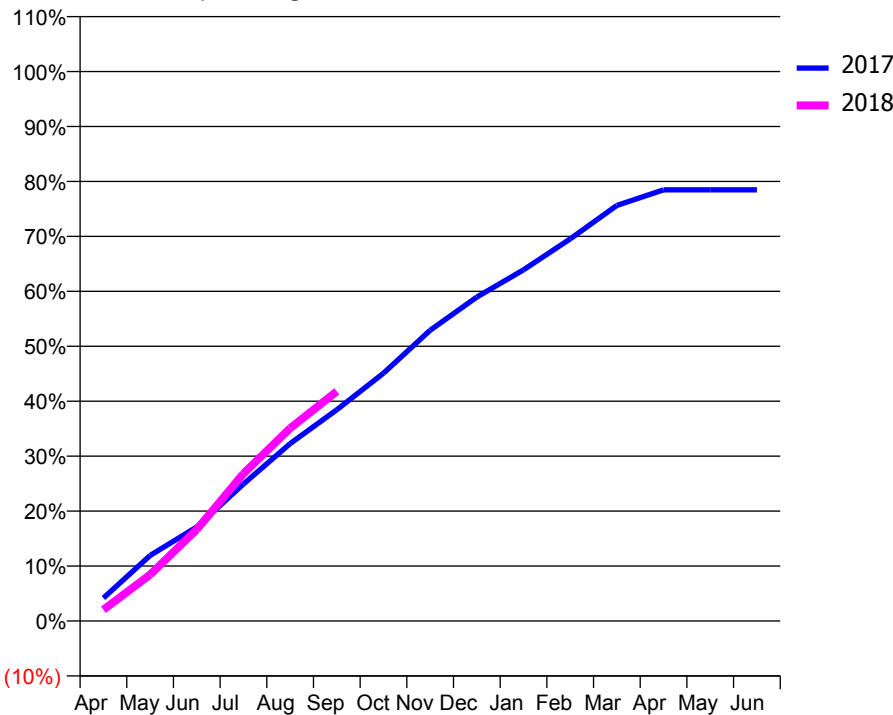
ACCESS*

Patients seen in 24 months	Total	Change since previous quarter
Quarter ending September 2016	10,307	
Quarter ending December 2016	10,974	↑
Quarter ending March 2017	11,252	↑
Quarter ending June 2017	11,375	→
Quarter ending September 2017	11,252	↓
Variance since September 2016	9.2%	↑



ACTIVITY

Cumulative percentage of contracted UDA delivered 2017 & 2018



Month	Adjusted Scheduled Activity (UDA)	
	2017	2018
April	1,783	872
May	5,095	3,595
June	7,304	7,110
July	10,645	11,449
August	13,780	14,972
September	16,420	17,842
October	19,258	
November	22,587	
December	25,170	
January	27,282	
February	29,685	
March	32,288	
April	33,501	
May	33,501	
June	33,494	

QUALITY

	Quantity	Base Number	Contract	AT	Region	England
% of FP17s for the same patient ID Re-attending within 3 months - Children	160	2,357	6.8%	9.7%	12.8%	11.9%
% of FP17s for the same patient ID Re-attending within 3 months - Adults	670	5,455	12.3%	14.4%	16.5%	15.9%
% of FP17s for the same patient ID Re-attending between 3 & 9 months - Children	1,346	2,357	57.1%	58.9%	59.7%	58.1%
% of FP17s for the same patient ID Re-attending between 3 & 9 months - Adults	2,343	5,455	43.0%	52.9%	53.0%	50.6%
% of FP17s for Band 1 Urgent Courses	264	7,320	3.6%	7.7%	9.2%	9.1%
% of FP17s Relating to Free Repair or Replacements	76	7,320	1.0%	1.1%	1.0%	0.8%
% of FP17s Relating to Continuations	235	7,320	3.2%	1.3%	1.2%	1.1%
% of Patients satisfied with the dentistry they have received	33	39	84.6%	92.7%	91.6%	91.4%
% of Patients satisfied with the time they had to wait for an appointment	29	39	74.4%	88.3%	88.1%	87.7%

* This is based on patients treated on this contract for their most recent course of treatment. Figures in italics indicate the base number of FP17s or Patient Questionnaire responses are less than 100. N/A is shown where the base number of responses is less than 10 during the period. % is calculated as Quantity/Base number*100

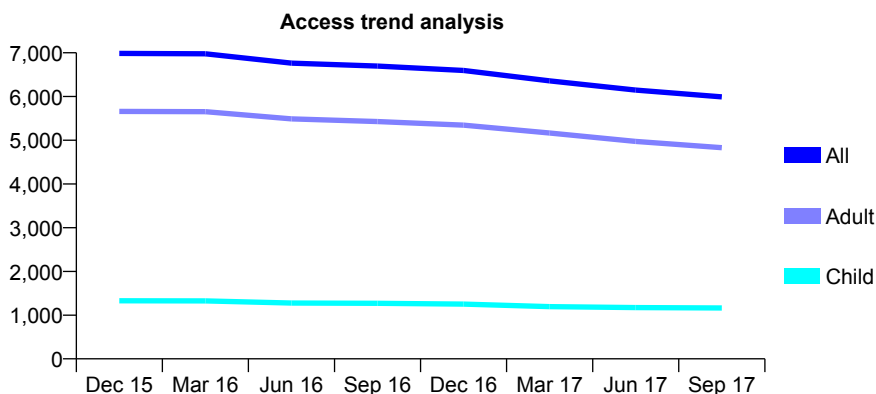
Q51 - Vital Signs At a Glance Contract Report for 101370/0005 - September 2017

Name or company name	Petrie Tucker and Partners Ltd
Contract type name	GDS Contract
Purpose of contract	General and Orthodontic
Contract start date	01/04/2006
Contract end date	

17/18 Contracted general activity (UDA)	24,146
Carry forward general activity (UDA)	0
17/18 Contracted orthodontic activity (UOA)	630
Carry forward orthodontic activity (UOA)	0
Baseline contract value	£732,388.77

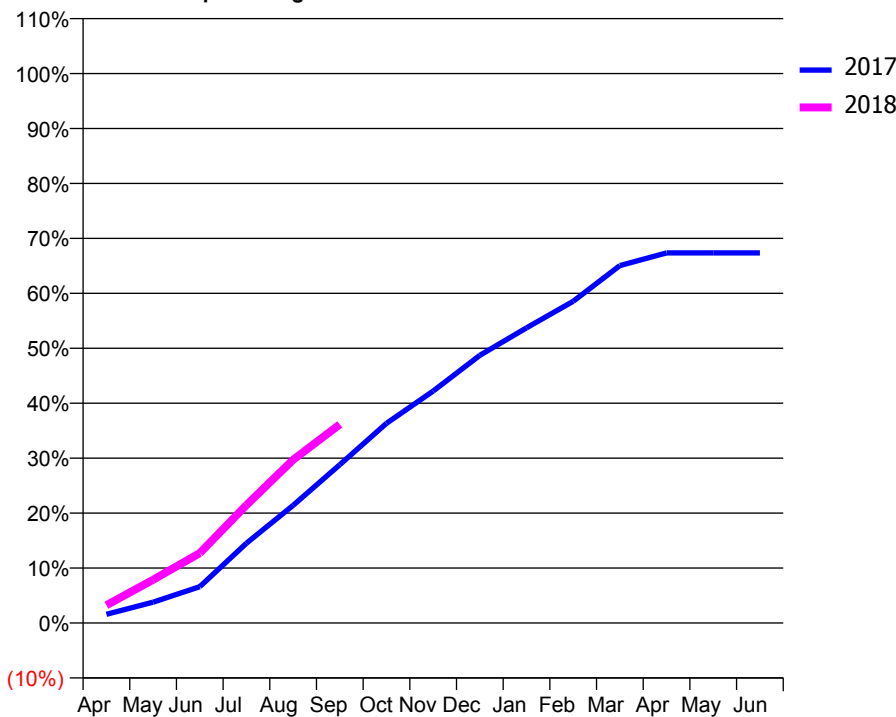
ACCESS*

Patients seen in 24 months	Total	Change since previous quarter
Quarter ending September 2016	6,698	
Quarter ending December 2016	6,597	↓
Quarter ending March 2017	6,358	↓
Quarter ending June 2017	6,146	↓
Quarter ending September 2017	5,992	↓
Variance since September 2016	(10.5%)	↓



ACTIVITY

Cumulative percentage of contracted UDA delivered 2017 & 2018



Month	Adjusted Scheduled Activity (UDA)	
	2017	2018
April	381	781
May	917	1,901
June	1,598	3,076
July	3,510	5,184
August	5,171	7,173
September	6,958	8,730
October	8,772	
November	10,195	
December	11,765	
January	12,968	
February	14,137	
March	15,707	
April	16,260	
May	16,262	
June	16,263	

QUALITY

	Quantity	Base Number	Contract	AT	Region	England
% of FP17s for the same patient ID Re-attending within 3 months - Children	43	812	5.3%	9.7%	12.8%	11.9%
% of FP17s for the same patient ID Re-attending within 3 months - Adults	238	2,901	8.2%	14.4%	16.5%	15.9%
% of FP17s for the same patient ID Re-attending between 3 & 9 months - Children	298	812	36.7%	58.9%	59.7%	58.1%
% of FP17s for the same patient ID Re-attending between 3 & 9 months - Adults	1,191	2,901	41.1%	52.9%	53.0%	50.6%
% of FP17s for Band 1 Urgent Courses	264	3,474	7.6%	7.7%	9.2%	9.1%
% of FP17s Relating to Free Repair or Replacements	23	3,474	0.7%	1.1%	1.0%	0.8%
% of FP17s Relating to Continuations	26	3,474	0.7%	1.3%	1.2%	1.1%
% of Patients satisfied with the dentistry they have received	12	14	85.7%	92.7%	91.6%	91.4%
% of Patients satisfied with the time they had to wait for an appointment	13	14	92.9%	88.3%	88.1%	87.7%

* This is based on patients treated on this contract for their most recent course of treatment. Figures in italics indicate the base number of FP17s or Patient Questionnaire responses are less than 100. N/A is shown where the base number of responses is less than 10 during the period. % is calculated as Quantity/Base number*100

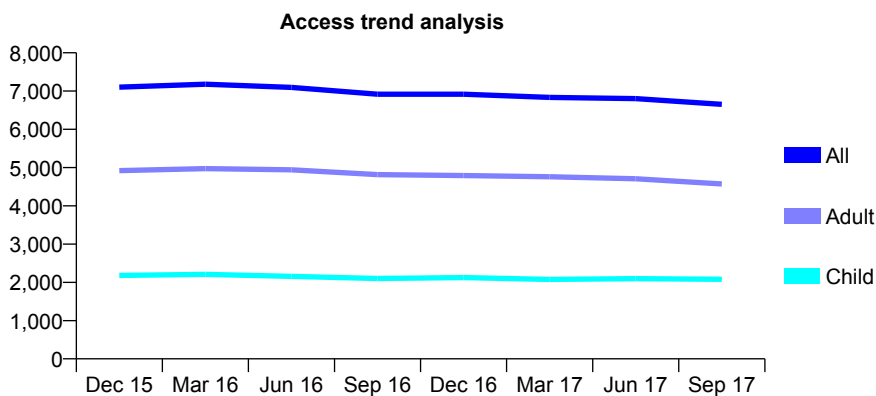
Q51 - Vital Signs At a Glance Contract Report for 101370/0010 - September 2017

Name or company name	Petrie Tucker and Partners Ltd
Contract type name	GDS Contract
Purpose of contract	General
Contract start date	01/04/2006
Contract end date	

17/18 Contracted general activity (UDA)	20,443
Carry forward general activity (UDA)	0
17/18 Contracted orthodontic activity (UOA)	0
Carry forward orthodontic activity (UOA)	0
Baseline contract value	£557,834.74

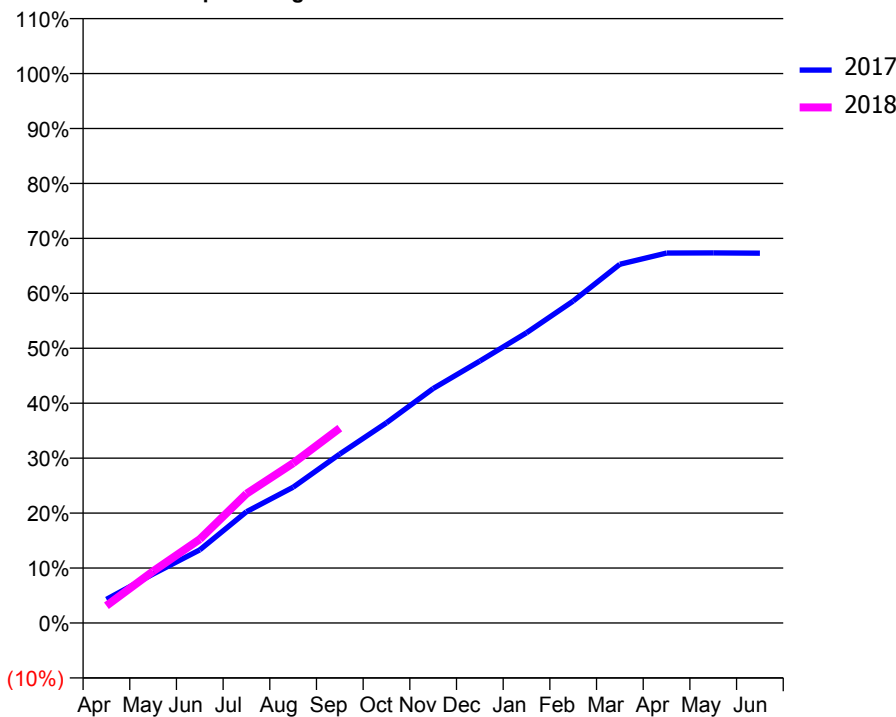
ACCESS*

Patients seen in 24 months	Total	Change since previous quarter
Quarter ending September 2016	6,916	
Quarter ending December 2016	6,916	→
Quarter ending March 2017	6,834	↓
Quarter ending June 2017	6,804	→
Quarter ending September 2017	6,654	↓
Variance since September 2016	(3.8%)	↓



ACTIVITY

Cumulative percentage of contracted UDA delivered 2017 & 2018



Month	Adjusted Scheduled Activity (UDA)	
	2017	2018
April	878	641
May	1,821	1,927
June	2,721	3,119
July	4,140	4,811
August	5,052	5,946
September	6,289	7,249
October	7,450	
November	8,724	
December	9,744	
January	10,798	
February	11,976	
March	13,350	
April	13,766	
May	13,768	
June	13,758	

QUALITY

	Quantity	Base Number	Contract	AT	Region	England
% of FP17s for the same patient ID Re-attending within 3 months - Children	34	1,027	3.3%	9.7%	12.8%	11.9%
% of FP17s for the same patient ID Re-attending within 3 months - Adults	118	2,115	5.6%	14.4%	16.5%	15.9%
% of FP17s for the same patient ID Re-attending between 3 & 9 months - Children	344	1,027	33.5%	58.9%	59.7%	58.1%
% of FP17s for the same patient ID Re-attending between 3 & 9 months - Adults	787	2,115	37.2%	52.9%	53.0%	50.6%
% of FP17s for Band 1 Urgent Courses	14	2,958	0.5%	7.7%	9.2%	9.1%
% of FP17s Relating to Free Repair or Replacements	12	2,958	0.4%	1.1%	1.0%	0.8%
% of FP17s Relating to Continuations	22	2,958	0.7%	1.3%	1.2%	1.1%
% of Patients satisfied with the dentistry they have received	8	8	N/A	92.7%	91.6%	91.4%
% of Patients satisfied with the time they had to wait for an appointment	3	8	N/A	88.3%	88.1%	87.7%

* This is based on patients treated on this contract for their most recent course of treatment. Figures in italics indicate the base number of FP17s or Patient Questionnaire responses are less than 100. N/A is shown where the base number of responses is less than 10 during the period. % is calculated as Quantity/Base number*100

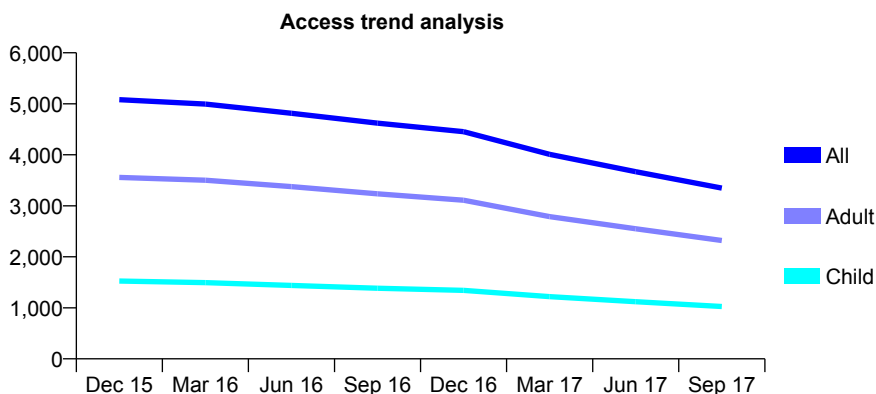
Q51 - Vital Signs At a Glance Contract Report for 101370/0069 - September 2017

Name or company name	Petrie Tucker and Partners Ltd
Contract type name	GDS Contract
Purpose of contract	General
Contract start date	26/05/2006
Contract end date	

17/18 Contracted general activity (UDA)	14,267
Carry forward general activity (UDA)	0
17/18 Contracted orthodontic activity (UOA)	0
Carry forward orthodontic activity (UOA)	0
Baseline contract value	£408,329.49

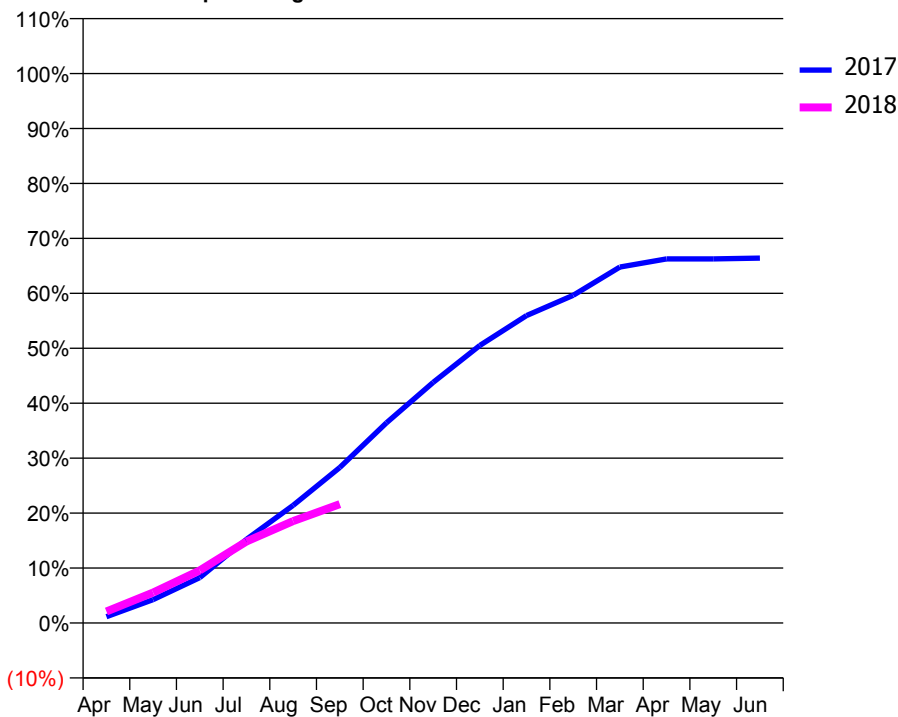
ACCESS*

Patients seen in 24 months	Total	Change since previous quarter
Quarter ending September 2016	4,620	
Quarter ending December 2016	4,454	↓
Quarter ending March 2017	4,008	↓
Quarter ending June 2017	3,670	↓
Quarter ending September 2017	3,347	↓
Variance since September 2016	(27.6%)	↓



ACTIVITY

Cumulative percentage of contracted UDA delivered 2017 & 2018



Adjusted Scheduled Activity (UDA)

Month	2017	2018
April	165	298
May	608	791
June	1,180	1,364
July	2,173	2,118
August	3,054	2,646
September	4,038	3,085
October	5,199	
November	6,246	
December	7,208	
January	7,983	
February	8,509	
March	9,243	
April	9,455	
May	9,455	
June	9,473	

QUALITY

	Quantity	Base Number	Contract	AT	Region	England
% of FP17s for the same patient ID Re-attending within 3 months - Children	40	579	6.9%	9.7%	12.8%	11.9%
% of FP17s for the same patient ID Re-attending within 3 months - Adults	111	975	11.4%	14.4%	16.5%	15.9%
% of FP17s for the same patient ID Re-attending between 3 & 9 months - Children	313	579	54.1%	58.9%	59.7%	58.1%
% of FP17s for the same patient ID Re-attending between 3 & 9 months - Adults	484	975	49.6%	52.9%	53.0%	50.6%
% of FP17s for Band 1 Urgent Courses	87	1,448	6.0%	7.7%	9.2%	9.1%
% of FP17s Relating to Free Repair or Replacements	6	1,448	0.4%	1.1%	1.0%	0.8%
% of FP17s Relating to Continuations	13	1,448	0.9%	1.3%	1.2%	1.1%
% of Patients satisfied with the dentistry they have received	6	7	N/A	92.7%	91.6%	91.4%
% of Patients satisfied with the time they had to wait for an appointment	4	7	N/A	88.3%	88.1%	87.7%

* This is based on patients treated on this contract for their most recent course of treatment. Figures in italics indicate the base number of FP17s or Patient Questionnaire responses are less than 100. N/A is shown where the base number of responses is less than 10 during the period. % is calculated as Quantity/Base number*100

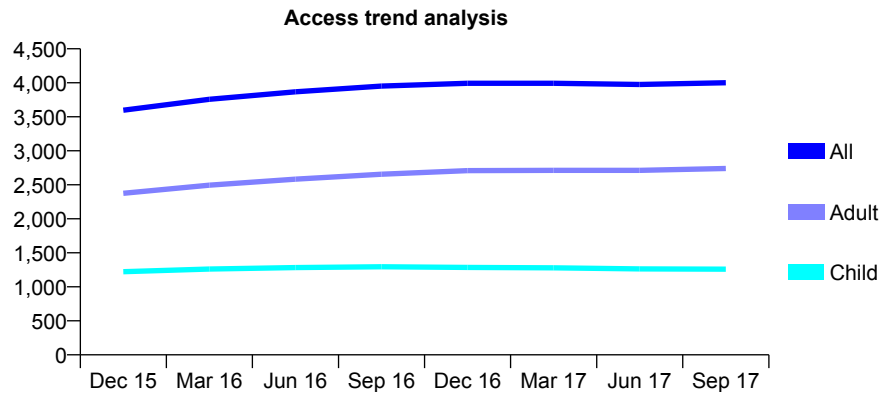
Q51 - Vital Signs At a Glance Contract Report for 101370/0109 - September 2017

Name or company name	Petrie Tucker and Partners Ltd
Contract type name	GDS Contract
Purpose of contract	General
Contract start date	01/10/2008
Contract end date	

17/18 Contracted general activity (UDA)	12,748
Carry forward general activity (UDA)	0
17/18 Contracted orthodontic activity (UOA)	0
Carry forward orthodontic activity (UOA)	0
Baseline contract value	£357,462.50

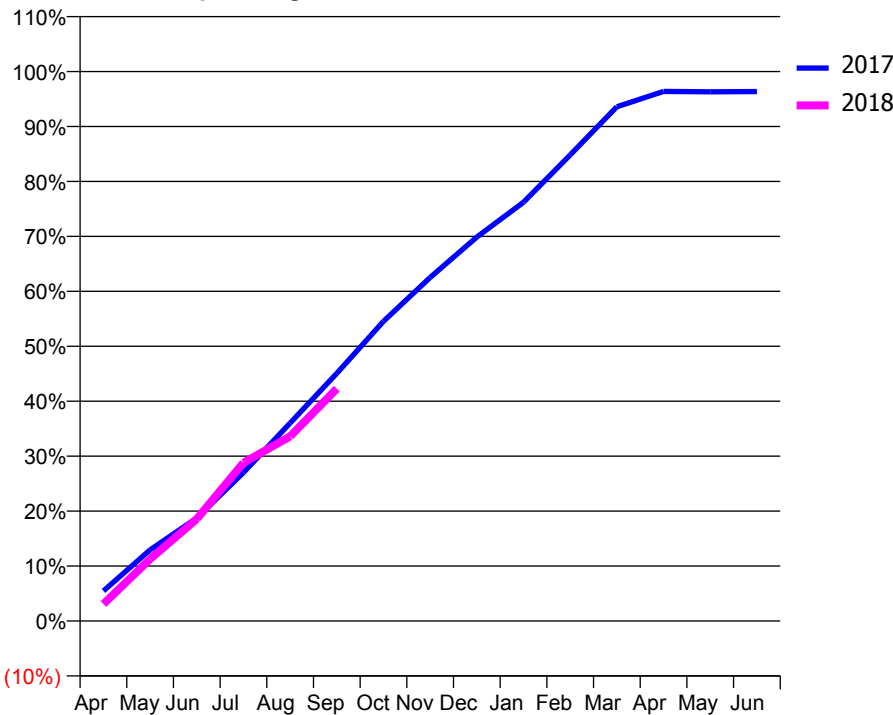
ACCESS*

Patients seen in 24 months	Total	Change since previous quarter
Quarter ending September 2016	3,951	
Quarter ending December 2016	3,994	→
Quarter ending March 2017	3,993	→
Quarter ending June 2017	3,975	→
Quarter ending September 2017	4,000	→
Variance since September 2016	1.2%	→



ACTIVITY

Cumulative percentage of contracted UDA delivered 2017 & 2018



Month	Adjusted Scheduled Activity (UDA)	
	2017	2018
April	697	395
May	1,650	1,437
June	2,390	2,368
July	3,446	3,671
August	4,593	4,284
September	5,748	5,391
October	6,954	
November	7,971	
December	8,909	
January	9,714	
February	10,812	
March	11,931	
April	12,285	
May	12,278	
June	12,284	

QUALITY

	Quantity	Base Number	Contract	AT	Region	England
% of FP17s for the same patient ID Re-attending within 3 months - Children	36	775	4.6%	9.7%	12.8%	11.9%
% of FP17s for the same patient ID Re-attending within 3 months - Adults	149	1,528	9.8%	14.4%	16.5%	15.9%
% of FP17s for the same patient ID Re-attending between 3 & 9 months - Children	448	775	57.8%	58.9%	59.7%	58.1%
% of FP17s for the same patient ID Re-attending between 3 & 9 months - Adults	646	1,528	42.3%	52.9%	53.0%	50.6%
% of FP17s for Band 1 Urgent Courses	74	2,156	3.4%	7.7%	9.2%	9.1%
% of FP17s Relating to Free Repair or Replacements	17	2,156	0.8%	1.1%	1.0%	0.8%
% of FP17s Relating to Continuations	31	2,156	1.4%	1.3%	1.2%	1.1%
% of Patients satisfied with the dentistry they have received	3	6	N/A	92.7%	91.6%	91.4%
% of Patients satisfied with the time they had to wait for an appointment	4	6	N/A	88.3%	88.1%	87.7%

* This is based on patients treated on this contract for their most recent course of treatment. Figures in italics indicate the base number of FP17s or Patient Questionnaire responses are less than 100. N/A is shown where the base number of responses is less than 10 during the period. % is calculated as Quantity/Base number*100

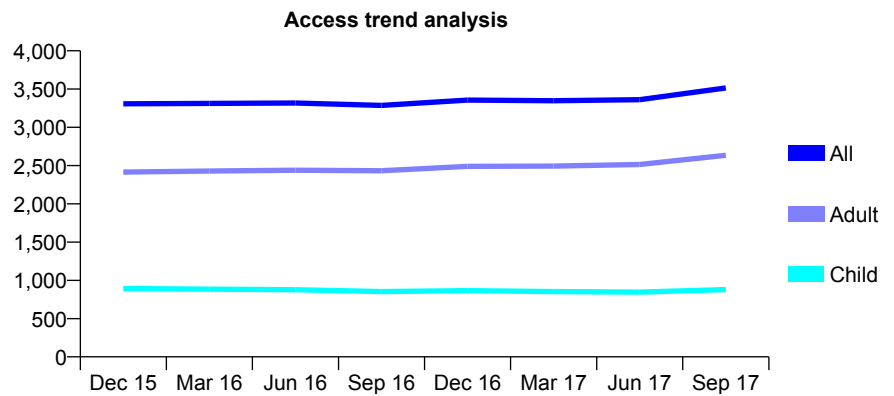
Q51 - Vital Signs At a Glance Contract Report for 101435/0106 - September 2017

Name or company name	IDH Limited
Contract type name	GDS Contract
Purpose of contract	General
Contract start date	01/08/2008
Contract end date	

17/18 Contracted general activity (UDA)	11,883
Carry forward general activity (UDA)	0
17/18 Contracted orthodontic activity (UOA)	0
Carry forward orthodontic activity (UOA)	0
Baseline contract value	£349,087.05

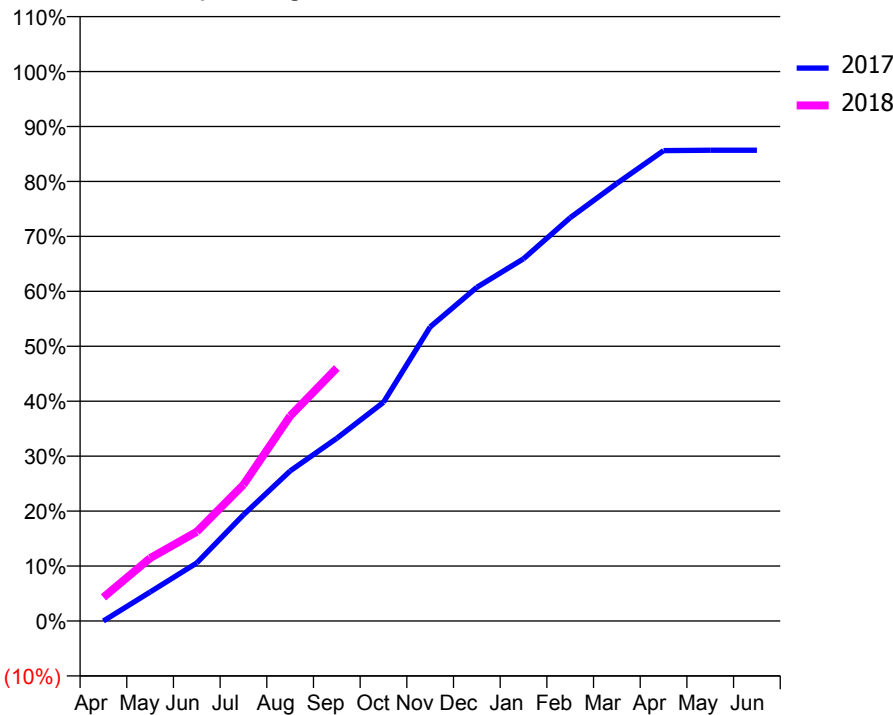
ACCESS*

Patients seen in 24 months	Total	Change since previous quarter
Quarter ending September 2016	3,287	
Quarter ending December 2016	3,356	↑
Quarter ending March 2017	3,348	→
Quarter ending June 2017	3,361	→
Quarter ending September 2017	3,514	↑
Variance since September 2016	6.9%	↑



ACTIVITY

Cumulative percentage of contracted UDA delivered 2017 & 2018



Month	Adjusted Scheduled Activity (UDA)	
	2017	2018
April	0	511
May	629	1,359
June	1,257	1,932
July	2,296	2,949
August	3,246	4,434
September	3,951	5,471
October	4,729	
November	6,361	
December	7,216	
January	7,833	
February	8,721	
March	9,464	
April	10,173	
May	10,180	
June	10,180	

QUALITY

	Quantity	Base Number	Contract	AT	Region	England
% of FP17s for the same patient ID Re-attending within 3 months - Children	58	837	6.9%	9.7%	12.8%	11.9%
% of FP17s for the same patient ID Re-attending within 3 months - Adults	288	2,294	12.6%	14.4%	16.5%	15.9%
% of FP17s for the same patient ID Re-attending between 3 & 9 months - Children	583	837	69.7%	58.9%	59.7%	58.1%
% of FP17s for the same patient ID Re-attending between 3 & 9 months - Adults	1,471	2,294	64.1%	52.9%	53.0%	50.6%
% of FP17s for Band 1 Urgent Courses	142	2,734	5.2%	7.7%	9.2%	9.1%
% of FP17s Relating to Free Repair or Replacements	23	2,734	0.8%	1.1%	1.0%	0.8%
% of FP17s Relating to Continuations	69	2,734	2.5%	1.3%	1.2%	1.1%
% of Patients satisfied with the dentistry they have received	7	9	N/A	92.7%	91.6%	91.4%
% of Patients satisfied with the time they had to wait for an appointment	7	9	N/A	88.3%	88.1%	87.7%

* This is based on patients treated on this contract for their most recent course of treatment. Figures in italics indicate the base number of FP17s or Patient Questionnaire responses are less than 100. N/A is shown where the base number of responses is less than 10 during the period. % is calculated as Quantity/Base number*100

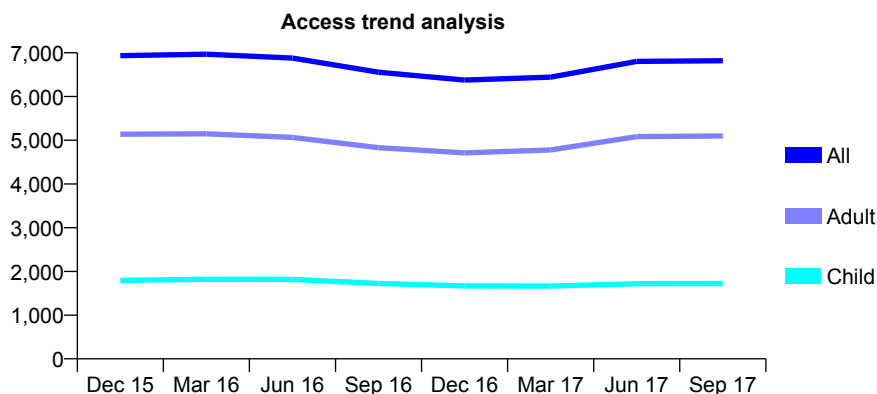
Q51 - Vital Signs At a Glance Contract Report for 101435/0112 - September 2017

Name or company name	IDH Limited
Contract type name	GDS Contract
Purpose of contract	General
Contract start date	01/08/2008
Contract end date	

17/18 Contracted general activity (UDA)	18,223
Carry forward general activity (UDA)	0
17/18 Contracted orthodontic activity (UOA)	0
Carry forward orthodontic activity (UOA)	0
Baseline contract value	£505,906.90

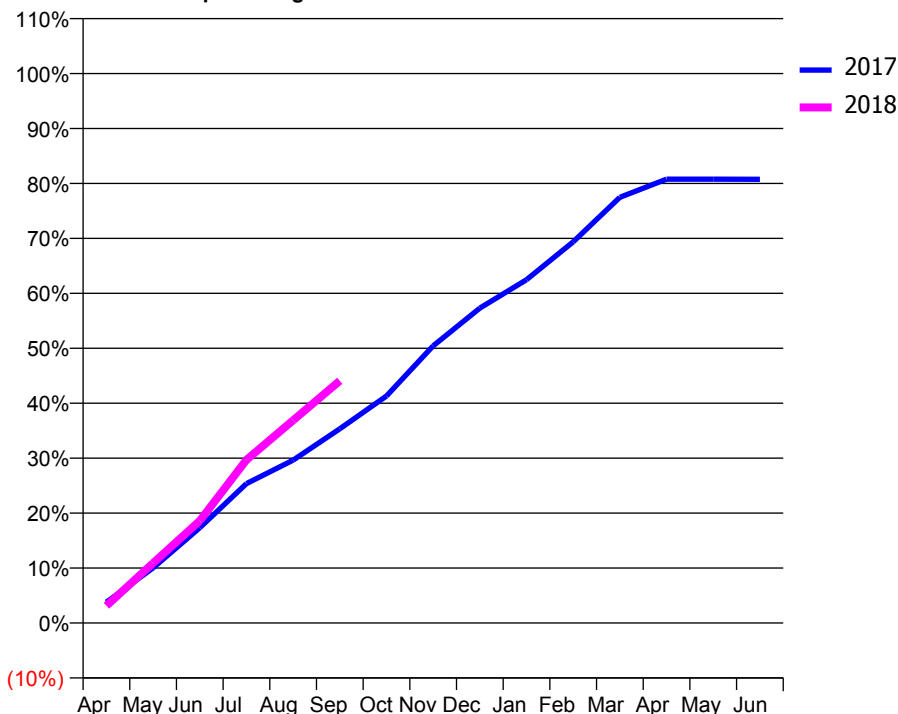
ACCESS*

Patients seen in 24 months	Total	Change since previous quarter
Quarter ending September 2016	6,557	
Quarter ending December 2016	6,376	↓
Quarter ending March 2017	6,442	→
Quarter ending June 2017	6,802	↑
Quarter ending September 2017	6,819	→
Variance since September 2016	4.0%	↑



ACTIVITY

Cumulative percentage of contracted UDA delivered 2017 & 2018



Adjusted Scheduled Activity (UDA)

Month	2017	2018
April	691	571
May	1,830	1,986
June	3,158	3,390
July	4,622	5,410
August	5,404	6,725
September	6,441	8,031
October	7,530	
November	9,193	
December	10,441	
January	11,387	
February	12,640	
March	14,116	
April	14,719	
May	14,718	
June	14,717	

QUALITY

	Quantity	Base Number	Contract	AT	Region	England
% of FP17s for the same patient ID Re-attending within 3 months - Children	54	936	5.8%	9.7%	12.8%	11.9%
% of FP17s for the same patient ID Re-attending within 3 months - Adults	293	2,798	10.5%	14.4%	16.5%	15.9%
% of FP17s for the same patient ID Re-attending between 3 & 9 months - Children	321	936	34.3%	58.9%	59.7%	58.1%
% of FP17s for the same patient ID Re-attending between 3 & 9 months - Adults	897	2,798	32.1%	52.9%	53.0%	50.6%
% of FP17s for Band 1 Urgent Courses	224	3,490	6.4%	7.7%	9.2%	9.1%
% of FP17s Relating to Free Repair or Replacements	22	3,490	0.6%	1.1%	1.0%	0.8%
% of FP17s Relating to Continuations	70	3,490	2.0%	1.3%	1.2%	1.1%
% of Patients satisfied with the dentistry they have received	7	8	N/A	92.7%	91.6%	91.4%
% of Patients satisfied with the time they had to wait for an appointment	8	8	N/A	88.3%	88.1%	87.7%

* This is based on patients treated on this contract for their most recent course of treatment. Figures in italics indicate the base number of FP17s or Patient Questionnaire responses are less than 100. N/A is shown where the base number of responses is less than 10 during the period. % is calculated as Quantity/Base number*100

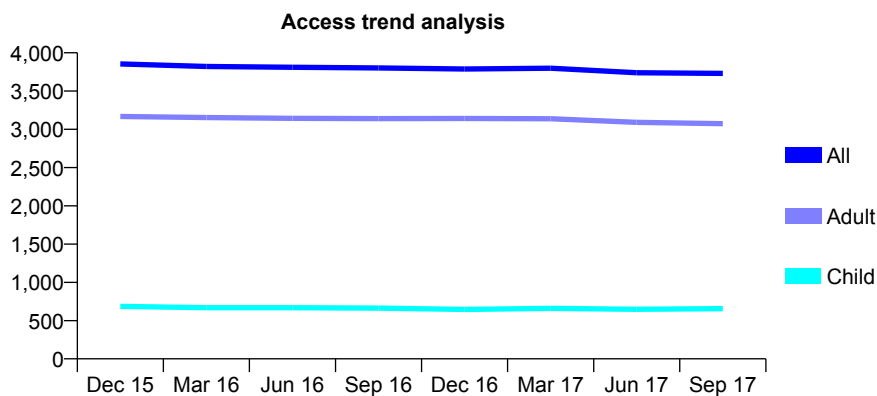
Q51 - Vital Signs At a Glance Contract Report for 101613/0001 - September 2017

Name or company name	Yorkshire Smiles Limited
Contract type name	GDS Contract
Purpose of contract	General
Contract start date	01/07/2012
Contract end date	

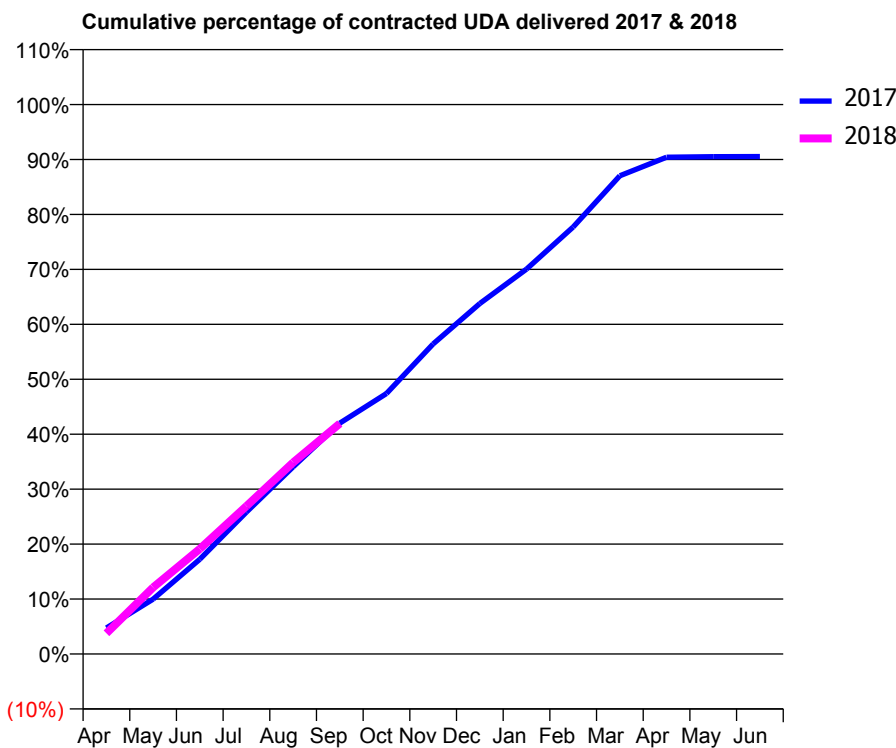
17/18 Contracted general activity (UDA)	16,000
Carry forward general activity (UDA)	0
17/18 Contracted orthodontic activity (UOA)	0
Carry forward orthodontic activity (UOA)	0
Baseline contract value	£448,576.13

ACCESS*

Patients seen in 24 months	Total	Change since previous quarter
Quarter ending September 2016	3,802	
Quarter ending December 2016	3,788	→
Quarter ending March 2017	3,798	→
Quarter ending June 2017	3,739	↓
Quarter ending September 2017	3,730	→
Variance since September 2016	(1.9%)	↓



ACTIVITY



Month	Adjusted Scheduled Activity (UDA)	
	2017	2018
April	801	603
May	1,685	1,939
June	2,909	3,060
July	4,358	4,306
August	5,743	5,579
September	7,086	6,711
October	7,995	
November	9,520	
December	10,760	
January	11,813	
February	13,110	
March	14,678	
April	15,250	
May	15,266	
June	15,267	

QUALITY

	Quantity	Base Number	Contract	AT	Region	England
% of FP17s for the same patient ID Re-attending within 3 months - Children	64	554	11.6%	9.7%	12.8%	11.9%
% of FP17s for the same patient ID Re-attending within 3 months - Adults	451	2,230	20.2%	14.4%	16.5%	15.9%
% of FP17s for the same patient ID Re-attending between 3 & 9 months - Children	335	554	60.5%	58.9%	59.7%	58.1%
% of FP17s for the same patient ID Re-attending between 3 & 9 months - Adults	1,211	2,230	54.3%	52.9%	53.0%	50.6%
% of FP17s for Band 1 Urgent Courses	124	2,617	4.7%	7.7%	9.2%	9.1%
% of FP17s Relating to Free Repair or Replacements	44	2,617	1.7%	1.1%	1.0%	0.8%
% of FP17s Relating to Continuations	147	2,617	5.6%	1.3%	1.2%	1.1%
% of Patients satisfied with the dentistry they have received	6	7	N/A	92.7%	91.6%	91.4%
% of Patients satisfied with the time they had to wait for an appointment	7	7	N/A	88.3%	88.1%	87.7%

* This is based on patients treated on this contract for their most recent course of treatment. Figures in italics indicate the base number of FP17s or Patient Questionnaire responses are less than 100. N/A is shown where the base number of responses is less than 10 during the period. % is calculated as Quantity/Base number*100

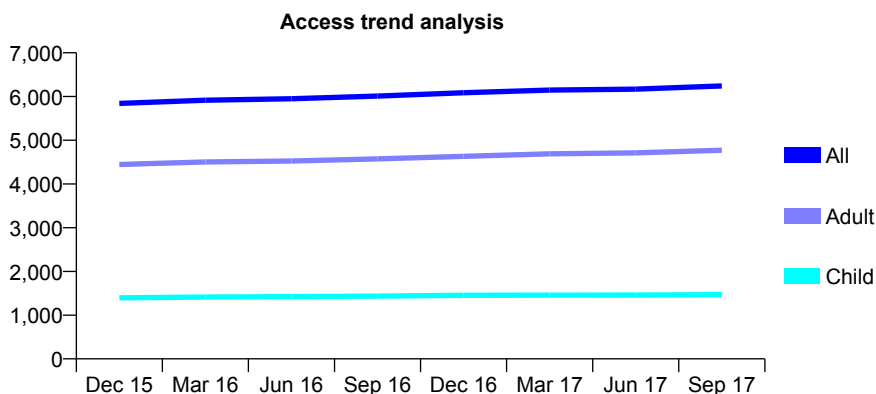
Q51 - Vital Signs At a Glance Contract Report for 102334/0001 - September 2017

Name or company name	157 Dental Care Limited
Contract type name	GDS Contract
Purpose of contract	General
Contract start date	01/11/2010
Contract end date	

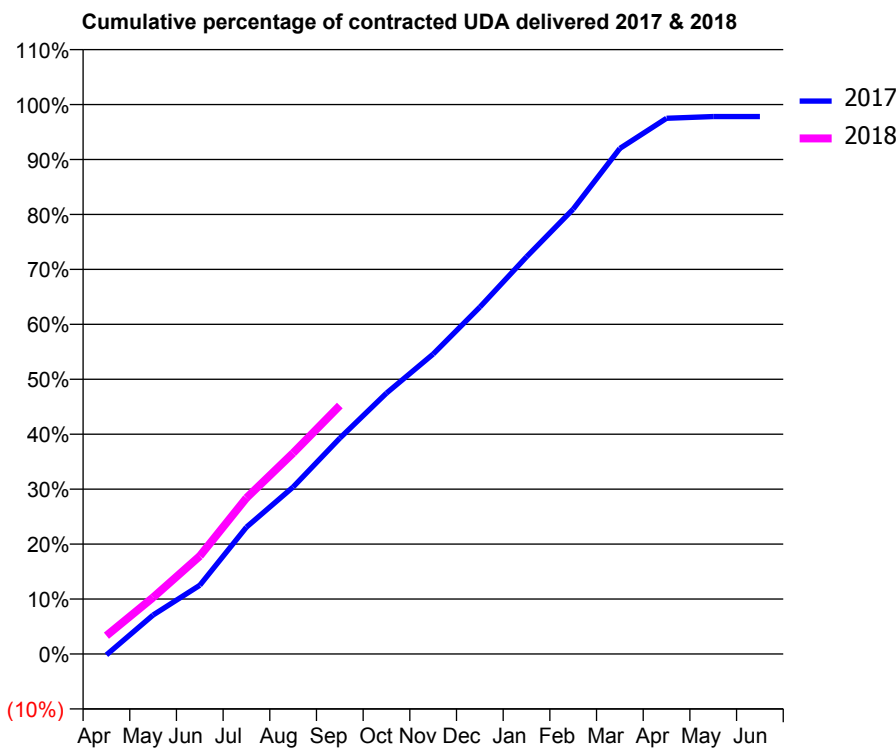
17/18 Contracted general activity (UDA)	17,639
Carry forward general activity (UDA)	0
17/18 Contracted orthodontic activity (UOA)	0
Carry forward orthodontic activity (UOA)	0
Baseline contract value	£501,672.12

ACCESS*

Patients seen in 24 months	Total	Change since previous quarter
Quarter ending September 2016	6,010	
Quarter ending December 2016	6,086	→
Quarter ending March 2017	6,146	→
Quarter ending June 2017	6,168	→
Quarter ending September 2017	6,241	→
Variance since September 2016	3.8%	↑



ACTIVITY



Month	Adjusted Scheduled Activity (UDA)	
	2017	2018
April	-31	588
May	1,251	1,818
June	2,207	3,143
July	4,073	5,012
August	5,362	6,451
September	6,928	7,975
October	8,376	
November	9,629	
December	11,135	
January	12,748	
February	14,280	
March	16,229	
April	17,195	
May	17,254	
June	17,253	

QUALITY

	Quantity	Base Number	Contract	AT	Region	England
% of FP17s for the same patient ID Re-attending within 3 months - Children	77	1,110	6.9%	9.7%	12.8%	11.9%
% of FP17s for the same patient ID Re-attending within 3 months - Adults	463	2,967	15.6%	14.4%	16.5%	15.9%
% of FP17s for the same patient ID Re-attending between 3 & 9 months - Children	667	1,110	60.1%	58.9%	59.7%	58.1%
% of FP17s for the same patient ID Re-attending between 3 & 9 months - Adults	1,252	2,967	42.2%	52.9%	53.0%	50.6%
% of FP17s for Band 1 Urgent Courses	380	3,707	10.3%	7.7%	9.2%	9.1%
% of FP17s Relating to Free Repair or Replacements	78	3,707	2.1%	1.1%	1.0%	0.8%
% of FP17s Relating to Continuations	108	3,707	2.9%	1.3%	1.2%	1.1%
% of Patients satisfied with the dentistry they have received	14	15	93.3%	92.7%	91.6%	91.4%
% of Patients satisfied with the time they had to wait for an appointment	14	15	93.3%	88.3%	88.1%	87.7%

* This is based on patients treated on this contract for their most recent course of treatment. Figures in italics indicate the base number of FP17s or Patient Questionnaire responses are less than 100. N/A is shown where the base number of responses is less than 10 during the period. % is calculated as Quantity/Base number*100

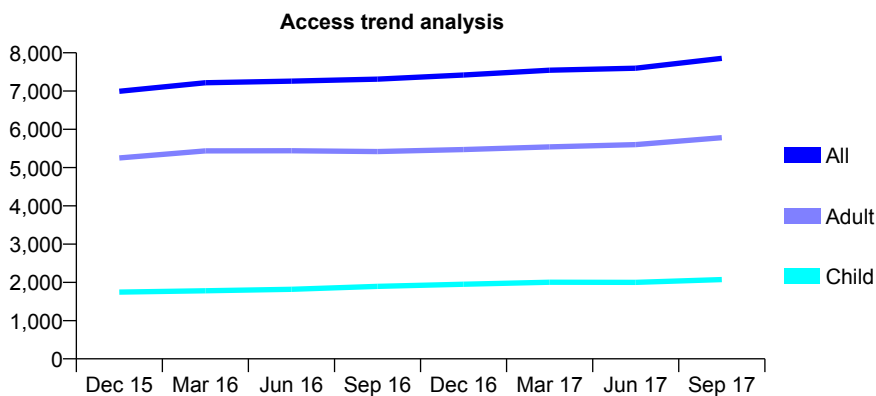
Q51 - Vital Signs At a Glance Contract Report for 104221/0001 - September 2017

Name or company name	Hoyland Family Dental Centre
Contract type name	GDS Contract
Purpose of contract	General
Contract start date	01/01/2009
Contract end date	

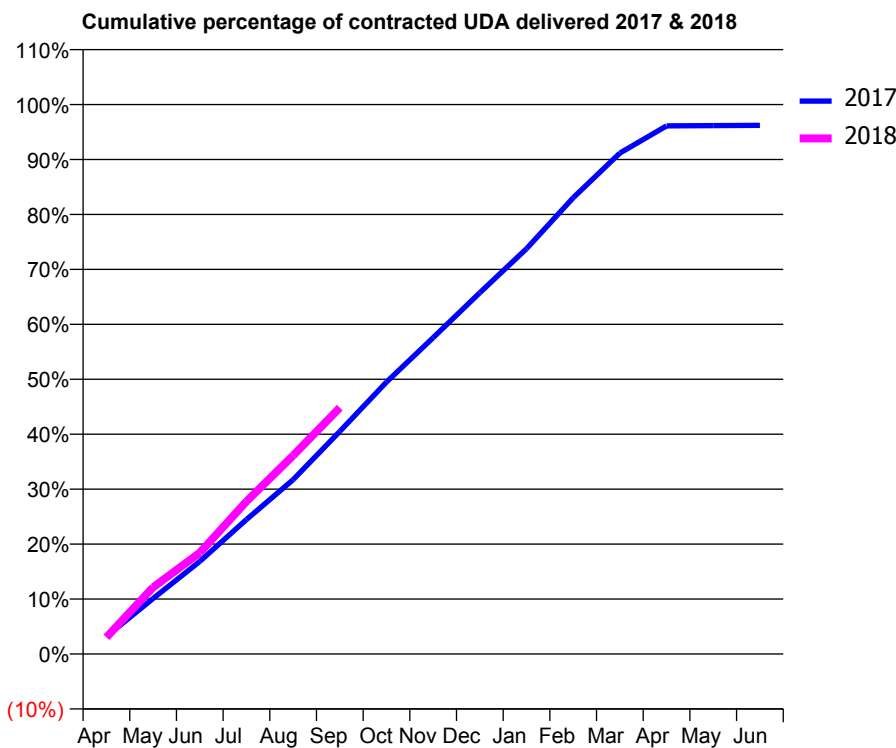
17/18 Contracted general activity (UDA)	24,001
Carry forward general activity (UDA)	0
17/18 Contracted orthodontic activity (UOA)	0
Carry forward orthodontic activity (UOA)	0
Baseline contract value	£673,004.19

ACCESS*

Patients seen in 24 months	Total	Change since previous quarter
Quarter ending September 2016	7,312	
Quarter ending December 2016	7,420	→
Quarter ending March 2017	7,544	→
Quarter ending June 2017	7,599	→
Quarter ending September 2017	7,855	↑
Variance since September 2016	7.4%	↑



ACTIVITY



Month	Adjusted Scheduled Activity (UDA)	
	2017	2018
April	766	733
May	2,426	2,914
June	4,043	4,421
July	5,871	6,664
August	7,612	8,671
September	9,723	10,762
October	11,876	
November	13,817	
December	15,779	
January	17,701	
February	19,929	
March	21,879	
April	23,068	
May	23,081	
June	23,090	

QUALITY

	Quantity	Base Number	Contract	AT	Region	England
% of FP17s for the same patient ID Re-attending within 3 months - Children	109	1,610	6.8%	9.7%	12.8%	11.9%
% of FP17s for the same patient ID Re-attending within 3 months - Adults	504	4,111	12.3%	14.4%	16.5%	15.9%
% of FP17s for the same patient ID Re-attending between 3 & 9 months - Children	956	1,610	59.4%	58.9%	59.7%	58.1%
% of FP17s for the same patient ID Re-attending between 3 & 9 months - Adults	2,196	4,111	53.4%	52.9%	53.0%	50.6%
% of FP17s for Band 1 Urgent Courses	343	5,115	6.7%	7.7%	9.2%	9.1%
% of FP17s Relating to Free Repair or Replacements	51	5,115	1.0%	1.1%	1.0%	0.8%
% of FP17s Relating to Continuations	106	5,115	2.1%	1.3%	1.2%	1.1%
% of Patients satisfied with the dentistry they have received	12	12	100.0%	92.7%	91.6%	91.4%
% of Patients satisfied with the time they had to wait for an appointment	11	12	91.7%	88.3%	88.1%	87.7%

* This is based on patients treated on this contract for their most recent course of treatment. Figures in italics indicate the base number of FP17s or Patient Questionnaire responses are less than 100. N/A is shown where the base number of responses is less than 10 during the period. % is calculated as Quantity/Base number*100

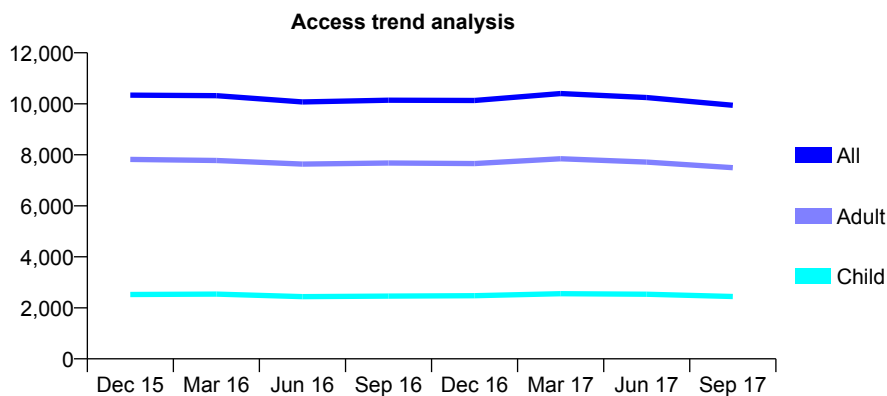
Q51 - Vital Signs At a Glance Contract Report for 108022/0001 - September 2017

Name or company name	P B Robinson Doncaster Ltd
Contract type name	GDS Contract
Purpose of contract	General
Contract start date	01/10/2011
Contract end date	

17/18 Contracted general activity (UDA)	28,644
Carry forward general activity (UDA)	0
17/18 Contracted orthodontic activity (UOA)	0
Carry forward orthodontic activity (UOA)	0
Baseline contract value	£819,816.87

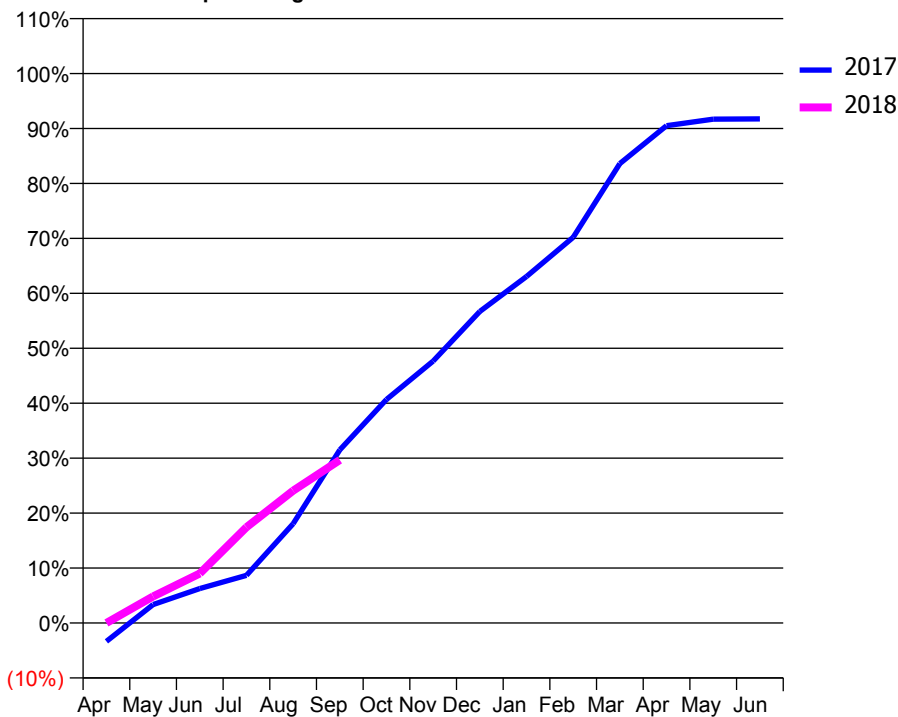
ACCESS*

Patients seen in 24 months	Total	Change since previous quarter
Quarter ending September 2016	10,139	
Quarter ending December 2016	10,130	→
Quarter ending March 2017	10,400	↑
Quarter ending June 2017	10,248	↓
Quarter ending September 2017	9,941	↓
Variance since September 2016	(2.0%)	↓



ACTIVITY

Cumulative percentage of contracted UDA delivered 2017 & 2018



Month	Adjusted Scheduled Activity (UDA)	
	2017	2018
April	-963	0
May	965	1,386
June	1,799	2,581
July	2,485	4,997
August	5,178	6,899
September	9,025	8,496
October	11,650	
November	13,654	
December	16,238	
January	18,061	
February	20,104	
March	23,952	
April	25,926	
May	26,266	
June	26,281	

QUALITY

	Quantity	Base Number	Contract	AT	Region	England
% of FP17s for the same patient ID Re-attending within 3 months - Children	101	1,252	8.1%	9.7%	12.8%	11.9%
% of FP17s for the same patient ID Re-attending within 3 months - Adults	458	3,582	12.8%	14.4%	16.5%	15.9%
% of FP17s for the same patient ID Re-attending between 3 & 9 months - Children	558	1,252	44.6%	58.9%	59.7%	58.1%
% of FP17s for the same patient ID Re-attending between 3 & 9 months - Adults	1,441	3,582	40.2%	52.9%	53.0%	50.6%
% of FP17s for Band 1 Urgent Courses	429	3,867	11.1%	7.7%	9.2%	9.1%
% of FP17s Relating to Free Repair or Replacements	31	3,867	0.8%	1.1%	1.0%	0.8%
% of FP17s Relating to Continuations	42	3,867	1.1%	1.3%	1.2%	1.1%
% of Patients satisfied with the dentistry they have received	23	26	88.5%	92.7%	91.6%	91.4%
% of Patients satisfied with the time they had to wait for an appointment	23	26	88.5%	88.3%	88.1%	87.7%

* This is based on patients treated on this contract for their most recent course of treatment. Figures in italics indicate the base number of FP17s or Patient Questionnaire responses are less than 100. N/A is shown where the base number of responses is less than 10 during the period. % is calculated as Quantity/Base number*100

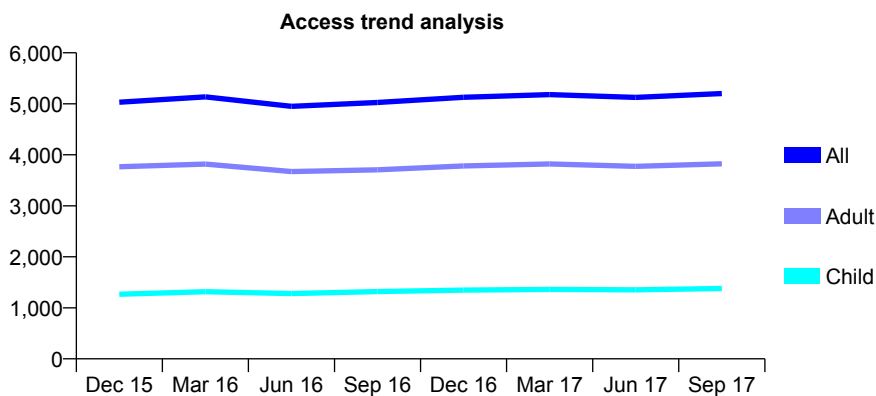
Q51 - Vital Signs At a Glance Contract Report for 108022/0002 - September 2017

Name or company name	P B Robinson Doncaster Ltd
Contract type name	GDS Contract
Purpose of contract	General
Contract start date	01/10/2011
Contract end date	

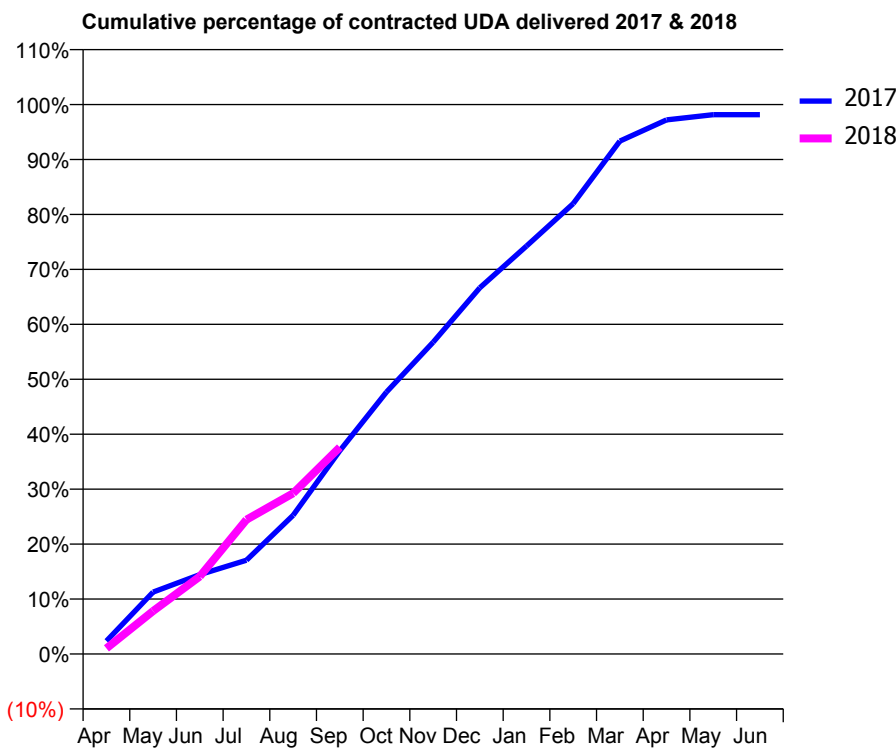
17/18 Contracted general activity (UDA)	14,348
Carry forward general activity (UDA)	0
17/18 Contracted orthodontic activity (UOA)	0
Carry forward orthodontic activity (UOA)	0
Baseline contract value	£410,711.14

ACCESS*

Patients seen in 24 months	Total	Change since previous quarter
Quarter ending September 2016	5,026	
Quarter ending December 2016	5,129	↑
Quarter ending March 2017	5,181	→
Quarter ending June 2017	5,125	↓
Quarter ending September 2017	5,202	→
Variance since September 2016	3.5%	↑



ACTIVITY



Month	Adjusted Scheduled Activity (UDA)	
	2017	2018
April	340	149
May	1,619	1,124
June	2,072	2,025
July	2,448	3,508
August	3,624	4,199
September	5,307	5,398
October	6,841	
November	8,142	
December	9,562	
January	10,654	
February	11,761	
March	13,394	
April	13,948	
May	14,081	
June	14,081	

QUALITY

	Quantity	Base Number	Contract	AT	Region	England
% of FP17s for the same patient ID Re-attending within 3 months - Children	49	763	6.4%	9.7%	12.8%	11.9%
% of FP17s for the same patient ID Re-attending within 3 months - Adults	177	1,998	8.9%	14.4%	16.5%	15.9%
% of FP17s for the same patient ID Re-attending between 3 & 9 months - Children	407	763	53.3%	58.9%	59.7%	58.1%
% of FP17s for the same patient ID Re-attending between 3 & 9 months - Adults	1,001	1,998	50.1%	52.9%	53.0%	50.6%
% of FP17s for Band 1 Urgent Courses	226	2,533	8.9%	7.7%	9.2%	9.1%
% of FP17s Relating to Free Repair or Replacements	6	2,533	0.2%	1.1%	1.0%	0.8%
% of FP17s Relating to Continuations	0	2,533	0.0%	1.3%	1.2%	1.1%
% of Patients satisfied with the dentistry they have received	10	11	90.9%	92.7%	91.6%	91.4%
% of Patients satisfied with the time they had to wait for an appointment	10	11	90.9%	88.3%	88.1%	87.7%

* This is based on patients treated on this contract for their most recent course of treatment. Figures in italics indicate the base number of FP17s or Patient Questionnaire responses are less than 100. N/A is shown where the base number of responses is less than 10 during the period. % is calculated as Quantity/Base number*100

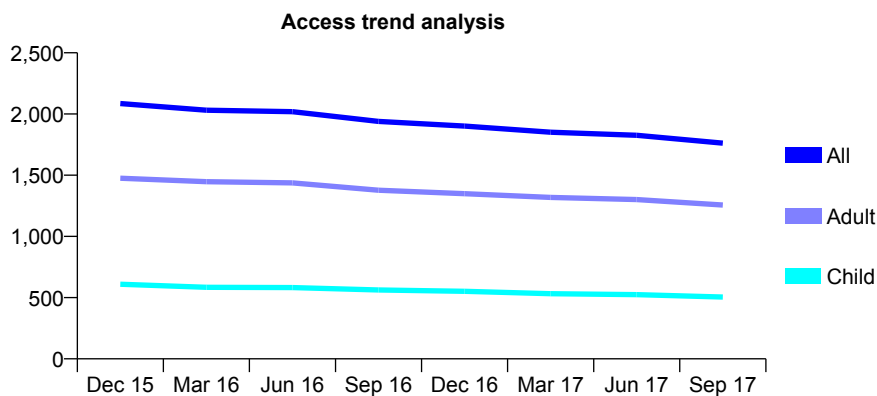
Q51 - Vital Signs At a Glance Contract Report for 108022/0003 - September 2017

Name or company name	P B Robinson Doncaster Ltd
Contract type name	GDS Contract
Purpose of contract	General
Contract start date	01/10/2011
Contract end date	

17/18 Contracted general activity (UDA)	4,696
Carry forward general activity (UDA)	0
17/18 Contracted orthodontic activity (UOA)	0
Carry forward orthodontic activity (UOA)	0
Baseline contract value	£134,402.54

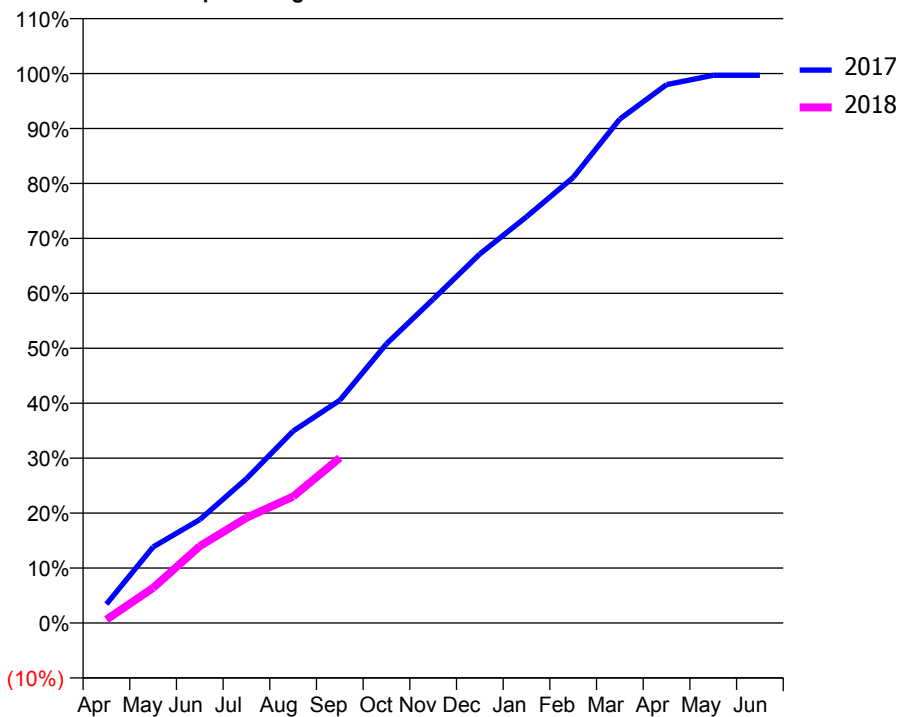
ACCESS*

Patients seen in 24 months	Total	Change since previous quarter
Quarter ending September 2016	1,940	
Quarter ending December 2016	1,901	↓
Quarter ending March 2017	1,851	↓
Quarter ending June 2017	1,826	↓
Quarter ending September 2017	1,762	↓
Variance since September 2016	(9.2%)	↓



ACTIVITY

Cumulative percentage of contracted UDA delivered 2017 & 2018



Month	Adjusted Scheduled Activity (UDA)	
	2017	2018
April	162	29
May	650	300
June	884	657
July	1,234	900
August	1,640	1,080
September	1,904	1,411
October	2,385	
November	2,767	
December	3,154	
January	3,472	
February	3,808	
March	4,307	
April	4,601	
May	4,681	
June	4,681	

QUALITY

	Quantity	Base Number	Contract	AT	Region	England
% of FP17s for the same patient ID Re-attending within 3 months - Children	22	253	8.7%	9.7%	12.8%	11.9%
% of FP17s for the same patient ID Re-attending within 3 months - Adults	73	650	11.2%	14.4%	16.5%	15.9%
% of FP17s for the same patient ID Re-attending between 3 & 9 months - Children	116	253	45.8%	58.9%	59.7%	58.1%
% of FP17s for the same patient ID Re-attending between 3 & 9 months - Adults	343	650	52.8%	52.9%	53.0%	50.6%
% of FP17s for Band 1 Urgent Courses	86	747	11.5%	7.7%	9.2%	9.1%
% of FP17s Relating to Free Repair or Replacements	9	747	1.2%	1.1%	1.0%	0.8%
% of FP17s Relating to Continuations	10	747	1.3%	1.3%	1.2%	1.1%
% of Patients satisfied with the dentistry they have received	2	2	N/A	92.7%	91.6%	91.4%
% of Patients satisfied with the time they had to wait for an appointment	2	2	N/A	88.3%	88.1%	87.7%

* This is based on patients treated on this contract for their most recent course of treatment. Figures in italics indicate the base number of FP17s or Patient Questionnaire responses are less than 100. N/A is shown where the base number of responses is less than 10 during the period. % is calculated as Quantity/Base number*100

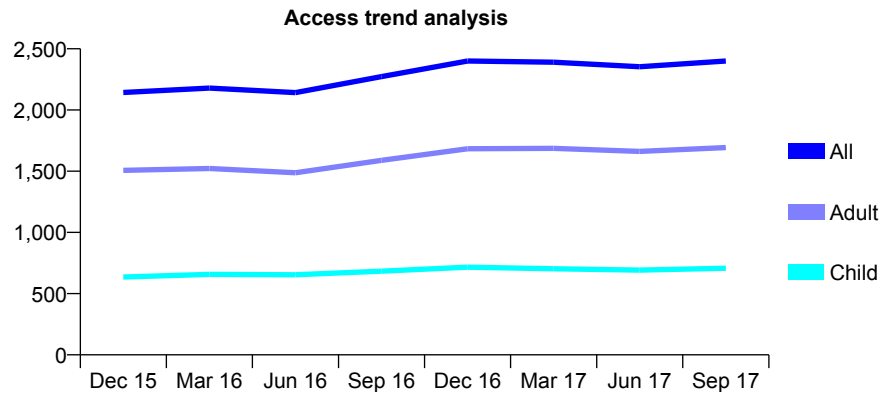
Q51 - Vital Signs At a Glance Contract Report for 108022/0004 - September 2017

Name or company name	P B Robinson Doncaster Ltd
Contract type name	GDS Contract
Purpose of contract	General
Contract start date	01/10/2011
Contract end date	

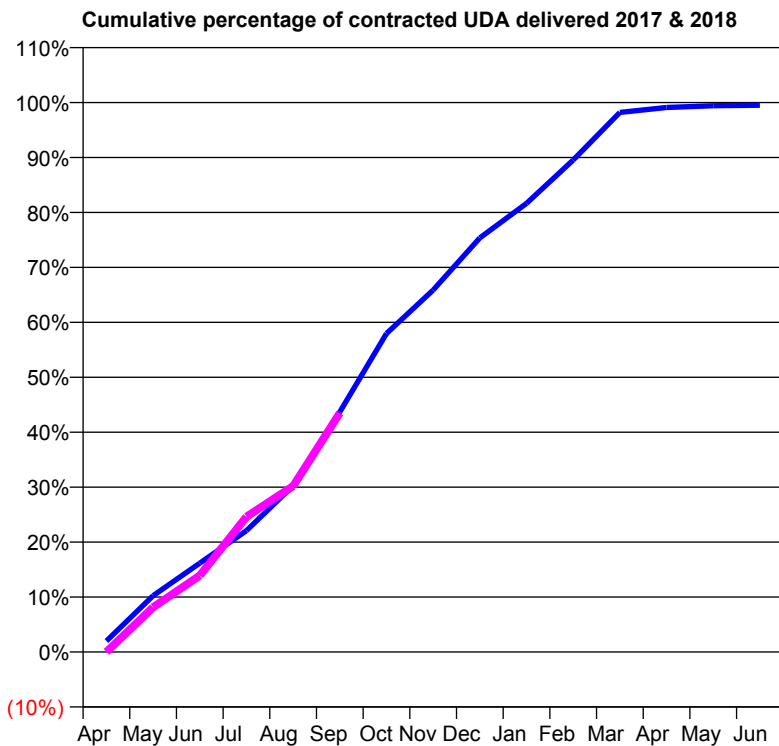
17/18 Contracted general activity (UDA)	6,618
Carry forward general activity (UDA)	0
17/18 Contracted orthodontic activity (UOA)	0
Carry forward orthodontic activity (UOA)	0
Baseline contract value	£189,413.07

ACCESS*

Patients seen in 24 months	Total	Change since previous quarter
Quarter ending September 2016	2,273	
Quarter ending December 2016	2,400	↑
Quarter ending March 2017	2,390	→
Quarter ending June 2017	2,354	↓
Quarter ending September 2017	2,400	→
Variance since September 2016	5.6%	↑



ACTIVITY



Month	Adjusted Scheduled Activity (UDA)	
	2017	2018
April	132	0
May	678	539
June	1,070	921
July	1,462	1,630
August	2,003	1,998
September	2,891	2,879
October	3,836	
November	4,359	
December	4,988	
January	5,404	
February	5,925	
March	6,498	
April	6,558	
May	6,579	
June	6,585	

QUALITY

	Quantity	Base Number	Contract	AT	Region	England
% of FP17s for the same patient ID Re-attending within 3 months - Children	22	368	6.0%	9.7%	12.8%	11.9%
% of FP17s for the same patient ID Re-attending within 3 months - Adults	132	927	14.2%	14.4%	16.5%	15.9%
% of FP17s for the same patient ID Re-attending between 3 & 9 months - Children	160	368	43.5%	58.9%	59.7%	58.1%
% of FP17s for the same patient ID Re-attending between 3 & 9 months - Adults	330	927	35.6%	52.9%	53.0%	50.6%
% of FP17s for Band 1 Urgent Courses	159	1,232	12.9%	7.7%	9.2%	9.1%
% of FP17s Relating to Free Repair or Replacements	18	1,232	1.5%	1.1%	1.0%	0.8%
% of FP17s Relating to Continuations	11	1,232	0.9%	1.3%	1.2%	1.1%
% of Patients satisfied with the dentistry they have received	4	4	N/A	92.7%	91.6%	91.4%
% of Patients satisfied with the time they had to wait for an appointment	4	4	N/A	88.3%	88.1%	87.7%

* This is based on patients treated on this contract for their most recent course of treatment. Figures in italics indicate the base number of FP17s or Patient Questionnaire responses are less than 100. N/A is shown where the base number of responses is less than 10 during the period. % is calculated as Quantity/Base number*100

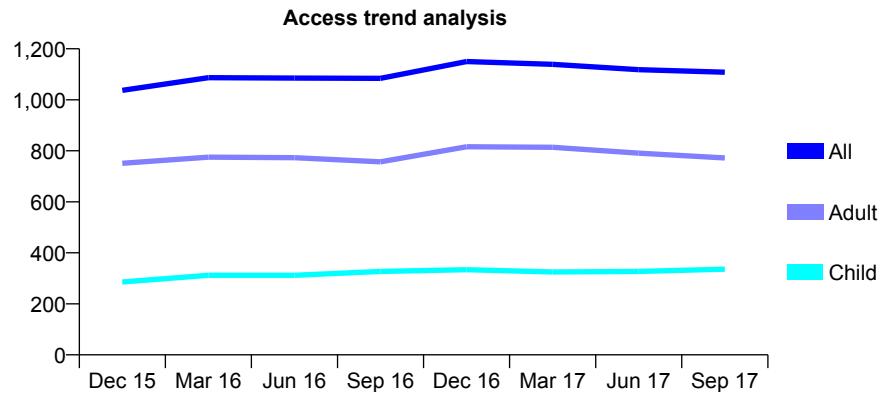
Q51 - Vital Signs At a Glance Contract Report for 108022/0005 - September 2017

Name or company name	P B Robinson Doncaster Ltd
Contract type name	GDS Contract
Purpose of contract	General
Contract start date	01/11/2011
Contract end date	

17/18 Contracted general activity (UDA)	3,346
Carry forward general activity (UDA)	0
17/18 Contracted orthodontic activity (UOA)	0
Carry forward orthodontic activity (UOA)	0
Baseline contract value	£87,690.21

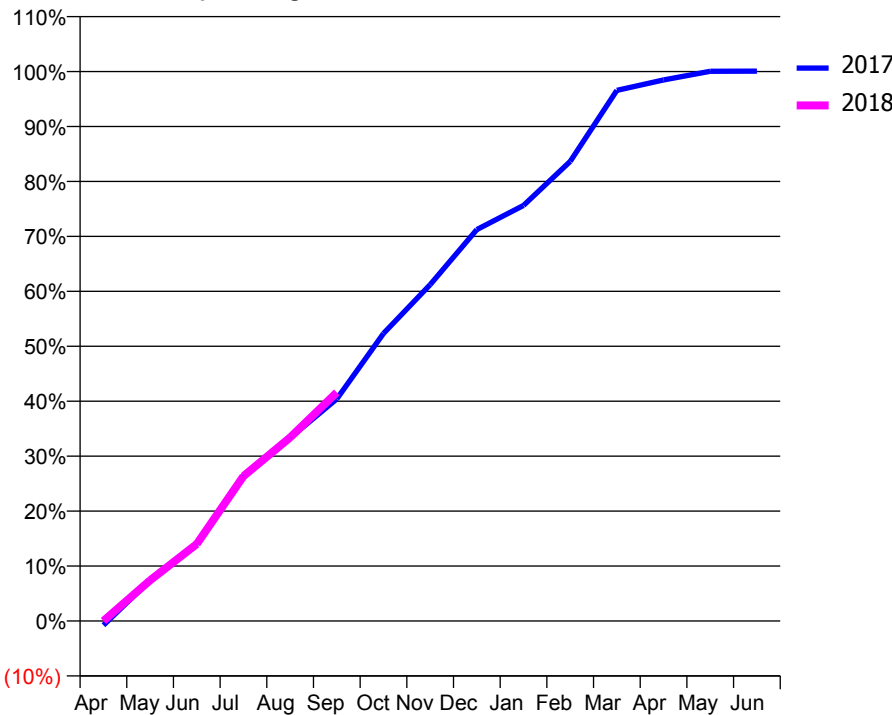
ACCESS*

Patients seen in 24 months	Total	Change since previous quarter
Quarter ending September 2016	1,084	
Quarter ending December 2016	1,150	↑
Quarter ending March 2017	1,139	→
Quarter ending June 2017	1,118	↓
Quarter ending September 2017	1,108	→
Variance since September 2016	2.2%	↑



ACTIVITY

Cumulative percentage of contracted UDA delivered 2017 & 2018



Month	Adjusted Scheduled Activity (UDA)	
	2017	2018
April	-26	0
May	247	248
June	468	469
July	885	882
August	1,116	1,117
September	1,352	1,392
October	1,751	
November	2,049	
December	2,384	
January	2,530	
February	2,799	
March	3,231	
April	3,295	
May	3,347	
June	3,348	

QUALITY

	Quantity	Base Number	Contract	AT	Region	England
% of FP17s for the same patient ID Re-attending within 3 months - Children	26	227	11.5%	9.7%	12.8%	11.9%
% of FP17s for the same patient ID Re-attending within 3 months - Adults	52	418	12.4%	14.4%	16.5%	15.9%
% of FP17s for the same patient ID Re-attending between 3 & 9 months - Children	100	227	44.1%	58.9%	59.7%	58.1%
% of FP17s for the same patient ID Re-attending between 3 & 9 months - Adults	176	418	42.1%	52.9%	53.0%	50.6%
% of FP17s for Band 1 Urgent Courses	46	602	7.6%	7.7%	9.2%	9.1%
% of FP17s Relating to Free Repair or Replacements	15	602	2.5%	1.1%	1.0%	0.8%
% of FP17s Relating to Continuations	6	602	1.0%	1.3%	1.2%	1.1%
% of Patients satisfied with the dentistry they have received	2	2	N/A	92.7%	91.6%	91.4%
% of Patients satisfied with the time they had to wait for an appointment	2	2	N/A	88.3%	88.1%	87.7%

* This is based on patients treated on this contract for their most recent course of treatment. Figures in italics indicate the base number of FP17s or Patient Questionnaire responses are less than 100. N/A is shown where the base number of responses is less than 10 during the period. % is calculated as Quantity/Base number*100

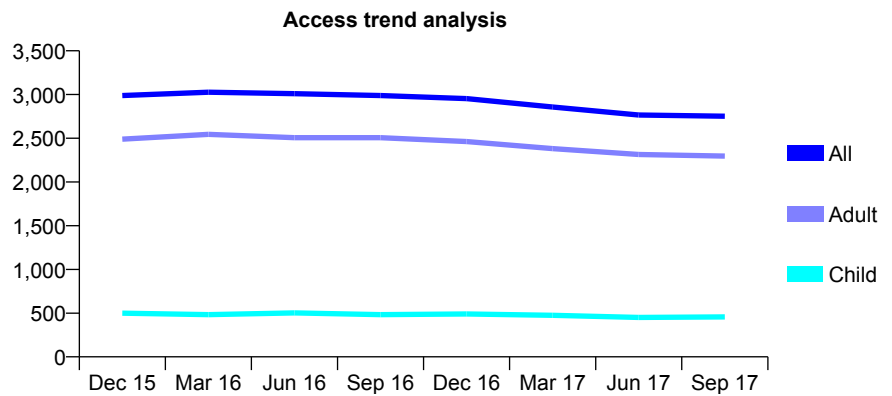
Q51 - Vital Signs At a Glance Contract Report for 108022/0006 - September 2017

Name or company name	P B Robinson Doncaster Ltd
Contract type name	GDS Contract
Purpose of contract	General
Contract start date	01/11/2011
Contract end date	

17/18 Contracted general activity (UDA)	8,800
Carry forward general activity (UDA)	0
17/18 Contracted orthodontic activity (UOA)	0
Carry forward orthodontic activity (UOA)	0
Baseline contract value	£251,835.95

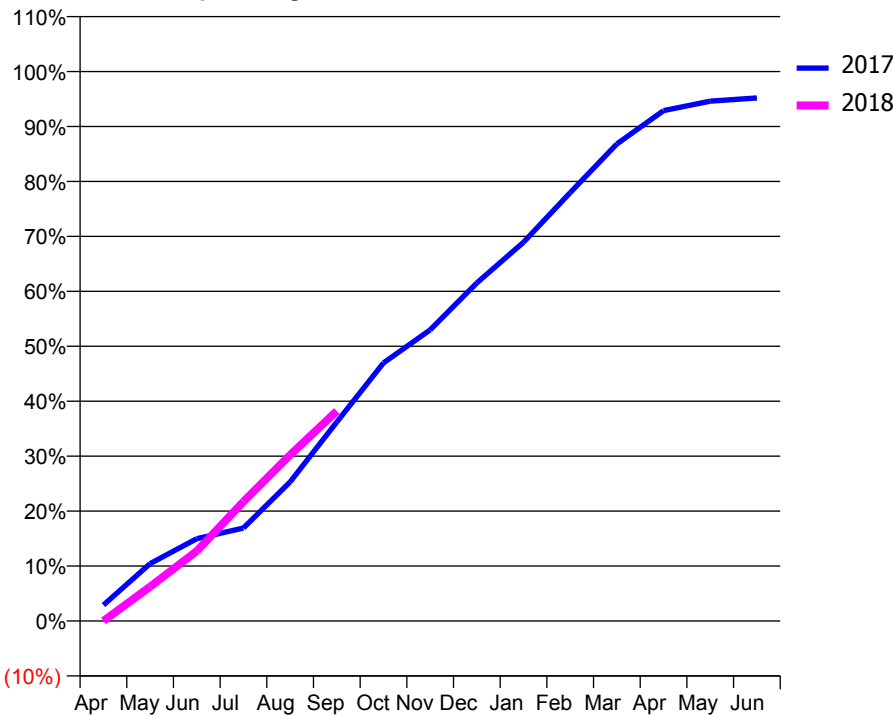
ACCESS*

Patients seen in 24 months	Total	Change since previous quarter
Quarter ending September 2016	2,989	
Quarter ending December 2016	2,953	↓
Quarter ending March 2017	2,857	↓
Quarter ending June 2017	2,765	↓
Quarter ending September 2017	2,752	→
Variance since September 2016	(7.9%)	↓



ACTIVITY

Cumulative percentage of contracted UDA delivered 2017 & 2018



Month	Adjusted Scheduled Activity (UDA)	
	2017	2018
April	256	0
May	920	550
June	1,318	1,120
July	1,489	1,912
August	2,228	2,659
September	3,188	3,363
October	4,133	
November	4,662	
December	5,414	
January	6,067	
February	6,861	
March	7,640	
April	8,173	
May	8,326	
June	8,377	

QUALITY

	Quantity	Base Number	Contract	AT	Region	England
% of FP17s for the same patient ID Re-attending within 3 months - Children	20	268	7.5%	9.7%	12.8%	11.9%
% of FP17s for the same patient ID Re-attending within 3 months - Adults	142	1,213	11.7%	14.4%	16.5%	15.9%
% of FP17s for the same patient ID Re-attending between 3 & 9 months - Children	126	268	47.0%	58.9%	59.7%	58.1%
% of FP17s for the same patient ID Re-attending between 3 & 9 months - Adults	574	1,213	47.3%	52.9%	53.0%	50.6%
% of FP17s for Band 1 Urgent Courses	127	1,242	10.2%	7.7%	9.2%	9.1%
% of FP17s Relating to Free Repair or Replacements	5	1,242	0.4%	1.1%	1.0%	0.8%
% of FP17s Relating to Continuations	20	1,242	1.6%	1.3%	1.2%	1.1%
% of Patients satisfied with the dentistry they have received	8	8	N/A	92.7%	91.6%	91.4%
% of Patients satisfied with the time they had to wait for an appointment	8	8	N/A	88.3%	88.1%	87.7%

* This is based on patients treated on this contract for their most recent course of treatment. Figures in italics indicate the base number of FP17s or Patient Questionnaire responses are less than 100. N/A is shown where the base number of responses is less than 10 during the period. % is calculated as Quantity/Base number*100

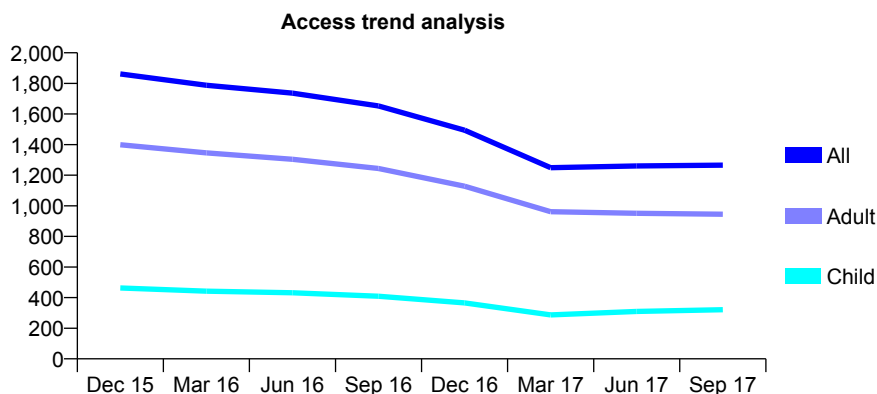
Q51 - Vital Signs At a Glance Contract Report for 108022/0007 - September 2017

Name or company name	P B Robinson Doncaster Ltd
Contract type name	GDS Contract
Purpose of contract	General
Contract start date	01/02/2013
Contract end date	

17/18 Contracted general activity (UDA)	5,120
Carry forward general activity (UDA)	0
17/18 Contracted orthodontic activity (UOA)	0
Carry forward orthodontic activity (UOA)	0
Baseline contract value	£163,264.24

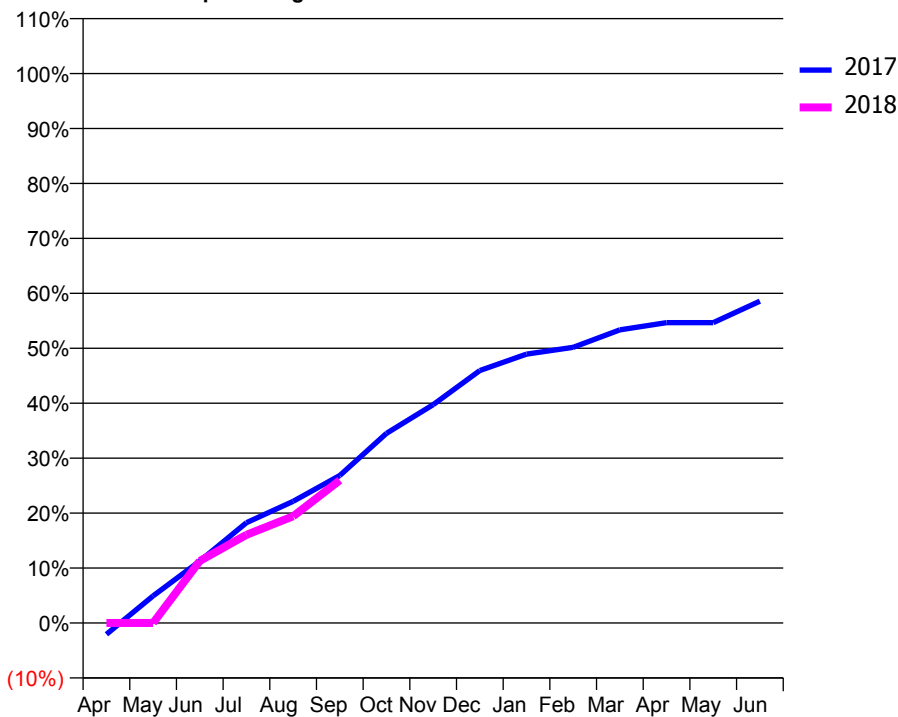
ACCESS*

Patients seen in 24 months	Total	Change since previous quarter
Quarter ending September 2016	1,653	
Quarter ending December 2016	1,494	↓
Quarter ending March 2017	1,249	↓
Quarter ending June 2017	1,261	→
Quarter ending September 2017	1,266	→
Variance since September 2016	(23.4%)	↓



ACTIVITY

Cumulative percentage of contracted UDA delivered 2017 & 2018



Month	Adjusted Scheduled Activity (UDA)	
	2017	2018
April	-106	0
May	253	0
June	577	578
July	935	821
August	1,134	995
September	1,375	1,330
October	1,767	
November	2,034	
December	2,352	
January	2,506	
February	2,569	
March	2,732	
April	2,798	
May	2,798	
June	2,999	

QUALITY

	Quantity	Base Number	Contract	AT	Region	England
% of FP17s for the same patient ID Re-attending within 3 months - Children	7	226	3.1%	9.7%	12.8%	11.9%
% of FP17s for the same patient ID Re-attending within 3 months - Adults	54	653	8.3%	14.4%	16.5%	15.9%
% of FP17s for the same patient ID Re-attending between 3 & 9 months - Children	57	226	25.2%	58.9%	59.7%	58.1%
% of FP17s for the same patient ID Re-attending between 3 & 9 months - Adults	220	653	33.7%	52.9%	53.0%	50.6%
% of FP17s for Band 1 Urgent Courses	58	706	8.2%	7.7%	9.2%	9.1%
% of FP17s Relating to Free Repair or Replacements	3	706	0.4%	1.1%	1.0%	0.8%
% of FP17s Relating to Continuations	3	706	0.4%	1.3%	1.2%	1.1%
% of Patients satisfied with the dentistry they have received	1	2	N/A	92.7%	91.6%	91.4%
% of Patients satisfied with the time they had to wait for an appointment	2	2	N/A	88.3%	88.1%	87.7%

* This is based on patients treated on this contract for their most recent course of treatment. Figures in italics indicate the base number of FP17s or Patient Questionnaire responses are less than 100. N/A is shown where the base number of responses is less than 10 during the period. % is calculated as Quantity/Base number*100

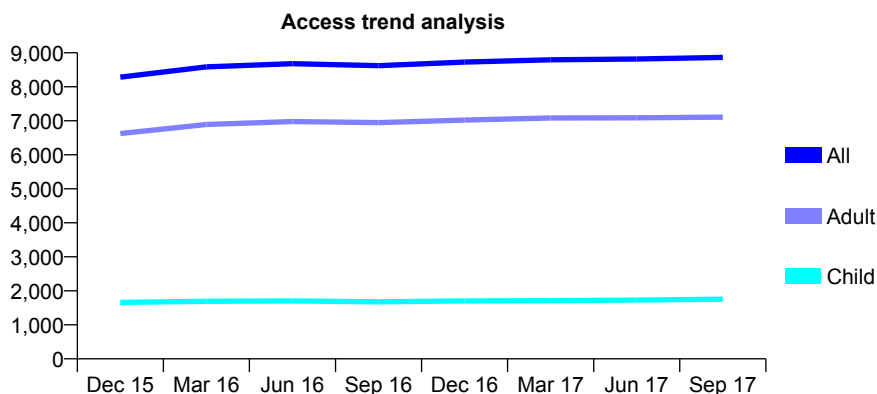
Q51 - Vital Signs At a Glance Contract Report for 109134/0001 - September 2017

Name or company name	Number 9 Dental Care Ltd
Contract type name	GDS Contract
Purpose of contract	General
Contract start date	01/06/2014
Contract end date	

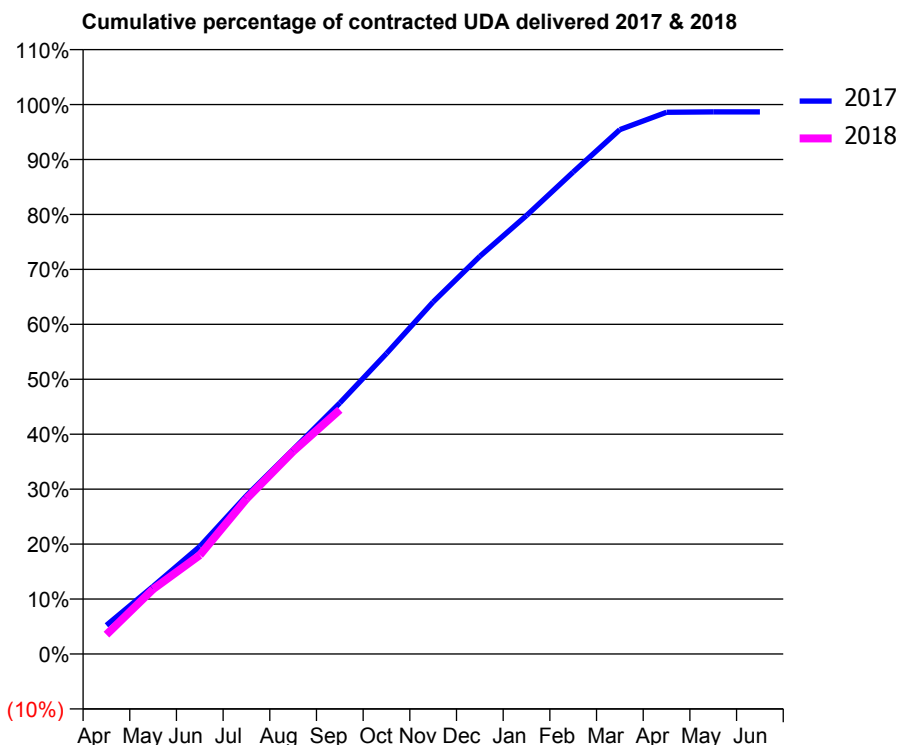
17/18 Contracted general activity (UDA)	27,894
Carry forward general activity (UDA)	0
17/18 Contracted orthodontic activity (UOA)	0
Carry forward orthodontic activity (UOA)	0
Baseline contract value	£789,612.10

ACCESS*

Patients seen in 24 months	Total	Change since previous quarter
Quarter ending September 2016	8,622	
Quarter ending December 2016	8,726	→
Quarter ending March 2017	8,794	→
Quarter ending June 2017	8,818	→
Quarter ending September 2017	8,863	→
Variance since September 2016	2.8%	↑



ACTIVITY



Month	Adjusted Scheduled Activity (UDA)	
	2017	2018
April	1,459	984
May	3,438	3,295
June	5,459	5,020
July	8,039	7,879
August	10,380	10,284
September	12,740	12,395
October	15,253	
November	17,877	
December	20,188	
January	22,261	
February	24,469	
March	26,616	
April	27,502	
May	27,522	
June	27,522	

QUALITY

	Quantity	Base Number	Contract	AT	Region	England
% of FP17s for the same patient ID Re-attending within 3 months - Children	92	1,222	7.5%	9.7%	12.8%	11.9%
% of FP17s for the same patient ID Re-attending within 3 months - Adults	922	5,205	17.7%	14.4%	16.5%	15.9%
% of FP17s for the same patient ID Re-attending between 3 & 9 months - Children	586	1,222	48.0%	58.9%	59.7%	58.1%
% of FP17s for the same patient ID Re-attending between 3 & 9 months - Adults	2,581	5,205	49.6%	52.9%	53.0%	50.6%
% of FP17s for Band 1 Urgent Courses	544	5,996	9.1%	7.7%	9.2%	9.1%
% of FP17s Relating to Free Repair or Replacements	125	5,996	2.1%	1.1%	1.0%	0.8%
% of FP17s Relating to Continuations	121	5,996	2.0%	1.3%	1.2%	1.1%
% of Patients satisfied with the dentistry they have received	28	28	100.0%	92.7%	91.6%	91.4%
% of Patients satisfied with the time they had to wait for an appointment	27	28	96.4%	88.3%	88.1%	87.7%

* This is based on patients treated on this contract for their most recent course of treatment. Figures in italics indicate the base number of FP17s or Patient Questionnaire responses are less than 100. N/A is shown where the base number of responses is less than 10 during the period. % is calculated as Quantity/Base number*100

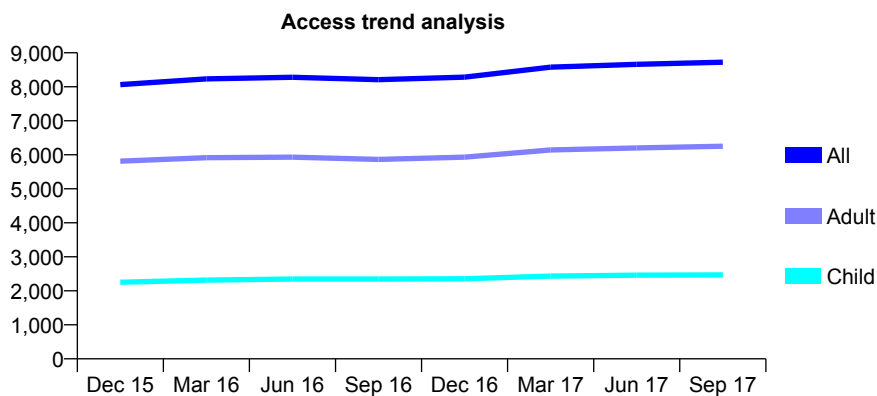
Q51 - Vital Signs At a Glance Contract Report for 109630/0001 - September 2017

Name or company name	TSJ Smile Limited
Contract type name	GDS Contract
Purpose of contract	General
Contract start date	01/04/2012
Contract end date	

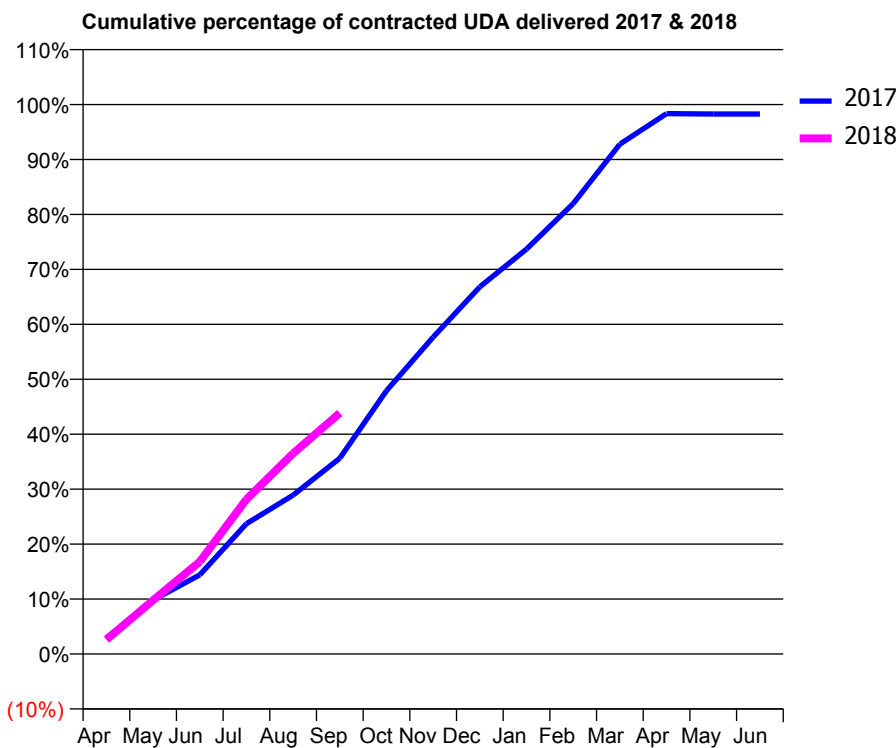
17/18 Contracted general activity (UDA)	25,537
Carry forward general activity (UDA)	0
17/18 Contracted orthodontic activity (UOA)	0
Carry forward orthodontic activity (UOA)	0
Baseline contract value	£726,249.41

ACCESS*

Patients seen in 24 months	Total	Change since previous quarter
Quarter ending September 2016	8,211	
Quarter ending December 2016	8,284	→
Quarter ending March 2017	8,577	↑
Quarter ending June 2017	8,662	→
Quarter ending September 2017	8,724	→
Variance since September 2016	6.2%	↑



ACTIVITY



Month	Adjusted Scheduled Activity (UDA)	
	2017	2018
April	749	666
May	2,508	2,502
June	3,680	4,292
July	6,056	7,189
August	7,385	9,321
September	9,103	11,203
October	12,238	
November	14,727	
December	17,065	
January	18,819	
February	20,933	
March	23,695	
April	25,115	
May	25,098	
June	25,096	

QUALITY

	Quantity	Base Number	Contract	AT	Region	England
% of FP17s for the same patient ID Re-attending within 3 months - Children	183	1,884	9.7%	9.7%	12.8%	11.9%
% of FP17s for the same patient ID Re-attending within 3 months - Adults	661	4,248	15.6%	14.4%	16.5%	15.9%
% of FP17s for the same patient ID Re-attending between 3 & 9 months - Children	1,150	1,884	61.0%	58.9%	59.7%	58.1%
% of FP17s for the same patient ID Re-attending between 3 & 9 months - Adults	2,230	4,248	52.5%	52.9%	53.0%	50.6%
% of FP17s for Band 1 Urgent Courses	613	5,449	11.2%	7.7%	9.2%	9.1%
% of FP17s Relating to Free Repair or Replacements	52	5,449	1.0%	1.1%	1.0%	0.8%
% of FP17s Relating to Continuations	23	5,449	0.4%	1.3%	1.2%	1.1%
% of Patients satisfied with the dentistry they have received	15	16	93.8%	92.7%	91.6%	91.4%
% of Patients satisfied with the time they had to wait for an appointment	14	16	87.5%	88.3%	88.1%	87.7%

* This is based on patients treated on this contract for their most recent course of treatment. Figures in italics indicate the base number of FP17s or Patient Questionnaire responses are less than 100. N/A is shown where the base number of responses is less than 10 during the period. % is calculated as Quantity/Base number*100

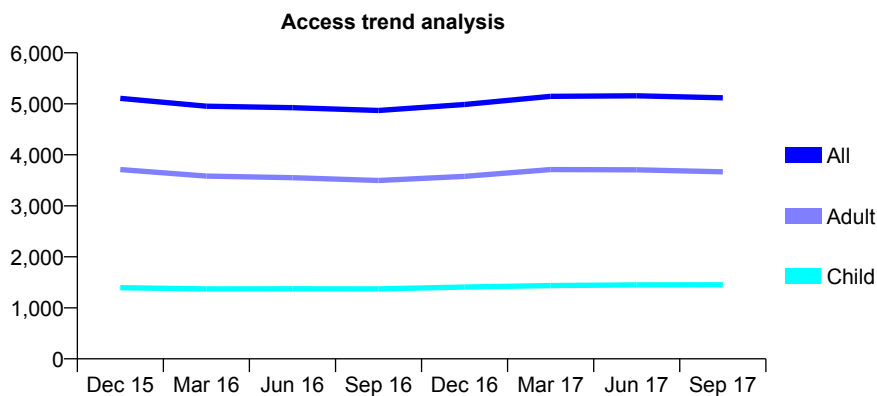
Q51 - Vital Signs At a Glance Contract Report for 109630/0002 - September 2017

Name or company name	TSJ Smile Limited
Contract type name	GDS Contract
Purpose of contract	General
Contract start date	01/04/2012
Contract end date	

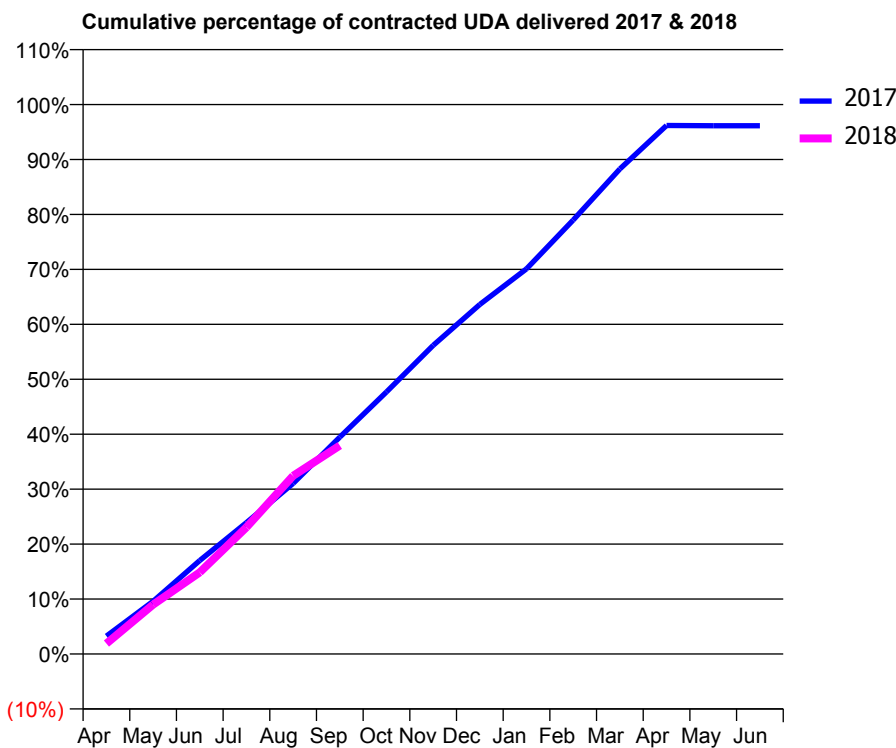
17/18 Contracted general activity (UDA)	15,000
Carry forward general activity (UDA)	0
17/18 Contracted orthodontic activity (UOA)	0
Carry forward orthodontic activity (UOA)	0
Baseline contract value	£420,610.10

ACCESS*

Patients seen in 24 months	Total	Change since previous quarter
Quarter ending September 2016	4,868	
Quarter ending December 2016	4,986	↑
Quarter ending March 2017	5,147	↑
Quarter ending June 2017	5,156	→
Quarter ending September 2017	5,118	→
Variance since September 2016	5.1%	↑



ACTIVITY



Month	Adjusted Scheduled Activity (UDA)	
	2017	2018
April	489	287
May	1,441	1,350
June	2,554	2,231
July	3,587	3,462
August	4,658	4,867
September	5,921	5,692
October	7,154	
November	8,426	
December	9,543	
January	10,515	
February	11,846	
March	13,241	
April	14,428	
May	14,421	
June	14,421	

QUALITY

	Quantity	Base Number	Contract	AT	Region	England
% of FP17s for the same patient ID Re-attending within 3 months - Children	121	1,098	11.0%	9.7%	12.8%	11.9%
% of FP17s for the same patient ID Re-attending within 3 months - Adults	375	2,453	15.3%	14.4%	16.5%	15.9%
% of FP17s for the same patient ID Re-attending between 3 & 9 months - Children	663	1,098	60.4%	58.9%	59.7%	58.1%
% of FP17s for the same patient ID Re-attending between 3 & 9 months - Adults	1,223	2,453	49.9%	52.9%	53.0%	50.6%
% of FP17s for Band 1 Urgent Courses	387	2,987	13.0%	7.7%	9.2%	9.1%
% of FP17s Relating to Free Repair or Replacements	22	2,987	0.7%	1.1%	1.0%	0.8%
% of FP17s Relating to Continuations	11	2,987	0.4%	1.3%	1.2%	1.1%
% of Patients satisfied with the dentistry they have received	11	11	100.0%	92.7%	91.6%	91.4%
% of Patients satisfied with the time they had to wait for an appointment	10	11	90.9%	88.3%	88.1%	87.7%

* This is based on patients treated on this contract for their most recent course of treatment. Figures in italics indicate the base number of FP17s or Patient Questionnaire responses are less than 100. N/A is shown where the base number of responses is less than 10 during the period. % is calculated as Quantity/Base number*100

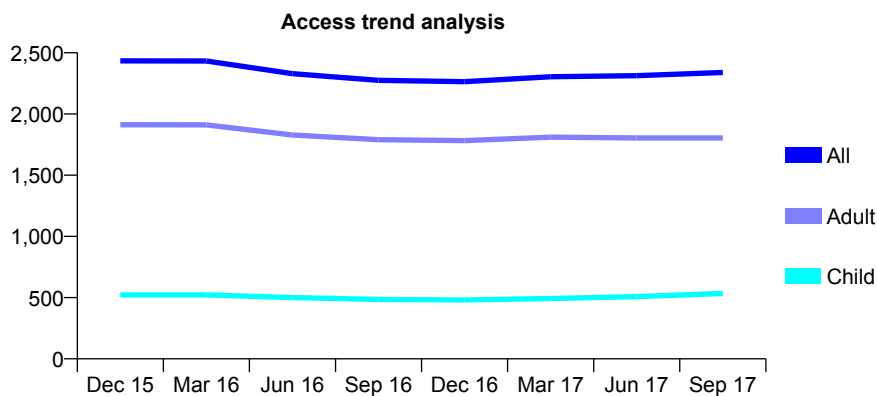
Q51 - Vital Signs At a Glance Contract Report for 109630/0006 - September 2017

Name or company name	TSJ Smile Limited
Contract type name	GDS Contract
Purpose of contract	General
Contract start date	01/12/2012
Contract end date	

17/18 Contracted general activity (UDA)	7,500
Carry forward general activity (UDA)	0
17/18 Contracted orthodontic activity (UOA)	0
Carry forward orthodontic activity (UOA)	0
Baseline contract value	£210,305.04

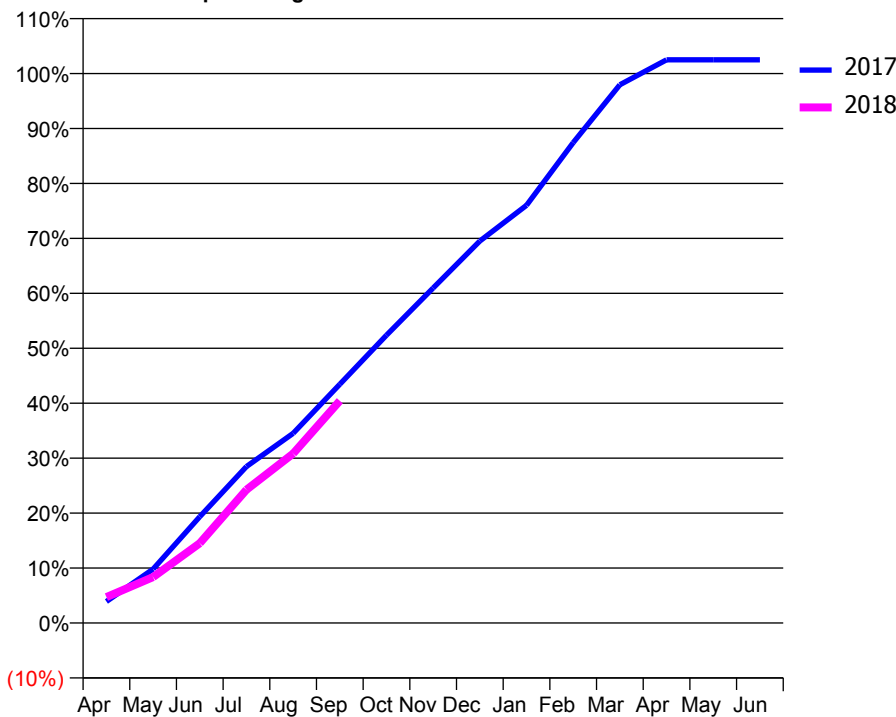
ACCESS*

Patients seen in 24 months	Total	Change since previous quarter
Quarter ending September 2016	2,275	
Quarter ending December 2016	2,264	→
Quarter ending March 2017	2,304	→
Quarter ending June 2017	2,313	→
Quarter ending September 2017	2,339	→
Variance since September 2016	2.8%	↑



ACTIVITY

Cumulative percentage of contracted UDA delivered 2017 & 2018



Adjusted Scheduled Activity (UDA)

Month	2017	2018
April	293	355
May	735	627
June	1,452	1,089
July	2,136	1,819
August	2,588	2,313
September	3,258	3,034
October	3,928	
November	4,573	
December	5,213	
January	5,701	
February	6,556	
March	7,347	
April	7,687	
May	7,687	
June	7,687	

QUALITY

	Quantity	Base Number	Contract	AT	Region	England
% of FP17s for the same patient ID Re-attending within 3 months - Children	12	390	3.1%	9.7%	12.8%	11.9%
% of FP17s for the same patient ID Re-attending within 3 months - Adults	79	1,166	6.8%	14.4%	16.5%	15.9%
% of FP17s for the same patient ID Re-attending between 3 & 9 months - Children	231	390	59.2%	58.9%	59.7%	58.1%
% of FP17s for the same patient ID Re-attending between 3 & 9 months - Adults	640	1,166	54.9%	52.9%	53.0%	50.6%
% of FP17s for Band 1 Urgent Courses	34	1,423	2.4%	7.7%	9.2%	9.1%
% of FP17s Relating to Free Repair or Replacements	6	1,423	0.4%	1.1%	1.0%	0.8%
% of FP17s Relating to Continuations	14	1,423	1.0%	1.3%	1.2%	1.1%
% of Patients satisfied with the dentistry they have received	11	11	100.0%	92.7%	91.6%	91.4%
% of Patients satisfied with the time they had to wait for an appointment	9	11	81.8%	88.3%	88.1%	87.7%

* This is based on patients treated on this contract for their most recent course of treatment. Figures in italics indicate the base number of FP17s or Patient Questionnaire responses are less than 100. N/A is shown where the base number of responses is less than 10 during the period. % is calculated as Quantity/Base number*100

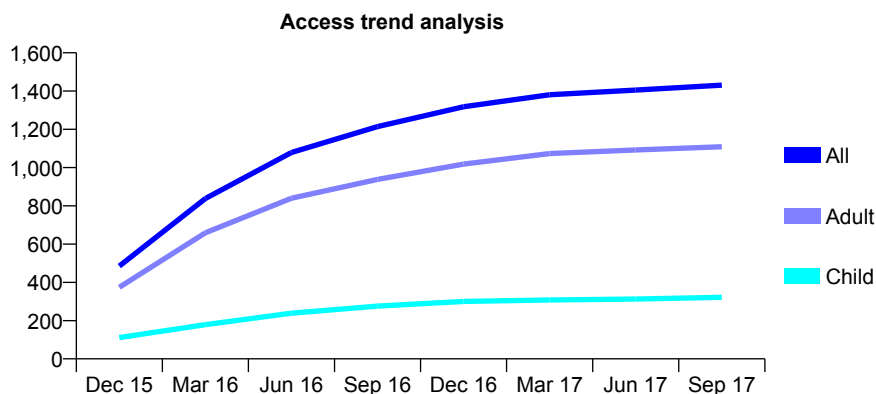
Q51 - Vital Signs At a Glance Contract Report for 109630/0007 - September 2017

Name or company name	TSJ Smile Limited
Contract type name	GDS Contract
Purpose of contract	General
Contract start date	01/10/2015
Contract end date	

17/18 Contracted general activity (UDA)	6,086
Carry forward general activity (UDA)	0
17/18 Contracted orthodontic activity (UOA)	0
Carry forward orthodontic activity (UOA)	0
Baseline contract value	£170,655.52

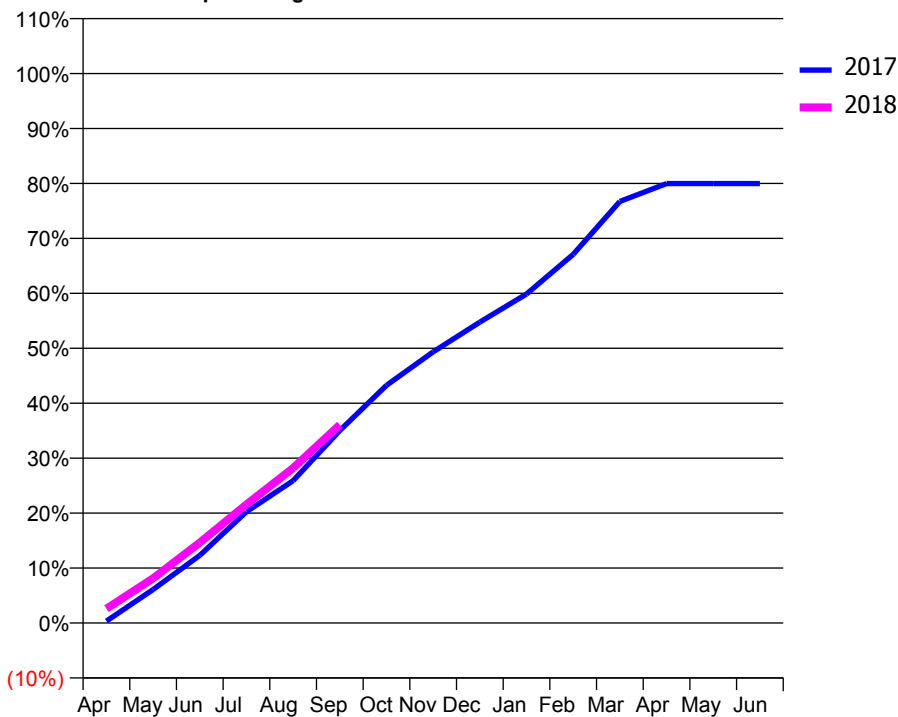
ACCESS*

Patients seen in 24 months	Total	Change since previous quarter
Quarter ending September 2016	1,214	
Quarter ending December 2016	1,318	↑
Quarter ending March 2017	1,381	↑
Quarter ending June 2017	1,405	→
Quarter ending September 2017	1,431	→
Variance since September 2016	17.9%	↑



ACTIVITY

Cumulative percentage of contracted UDA delivered 2017 & 2018



Adjusted Scheduled Activity (UDA)

Month	2017	2018
April	22	158
May	372	495
June	749	891
July	1,233	1,314
August	1,577	1,717
September	2,132	2,195
October	2,633	
November	3,003	
December	3,332	
January	3,645	
February	4,083	
March	4,669	
April	4,867	
May	4,868	
June	4,867	

QUALITY

	Quantity	Base Number	Contract	AT	Region	England
% of FP17s for the same patient ID Re-attending within 3 months - Children	22	269	8.2%	9.7%	12.8%	11.9%
% of FP17s for the same patient ID Re-attending within 3 months - Adults	83	864	9.6%	14.4%	16.5%	15.9%
% of FP17s for the same patient ID Re-attending between 3 & 9 months - Children	189	269	70.3%	58.9%	59.7%	58.1%
% of FP17s for the same patient ID Re-attending between 3 & 9 months - Adults	612	864	70.8%	52.9%	53.0%	50.6%
% of FP17s for Band 1 Urgent Courses	71	1,039	6.8%	7.7%	9.2%	9.1%
% of FP17s Relating to Free Repair or Replacements	22	1,039	2.1%	1.1%	1.0%	0.8%
% of FP17s Relating to Continuations	8	1,039	0.8%	1.3%	1.2%	1.1%
% of Patients satisfied with the dentistry they have received	2	2	N/A	92.7%	91.6%	91.4%
% of Patients satisfied with the time they had to wait for an appointment	2	2	N/A	88.3%	88.1%	87.7%

* This is based on patients treated on this contract for their most recent course of treatment. Figures in italics indicate the base number of FP17s or Patient Questionnaire responses are less than 100. N/A is shown where the base number of responses is less than 10 during the period. % is calculated as Quantity/Base number*100

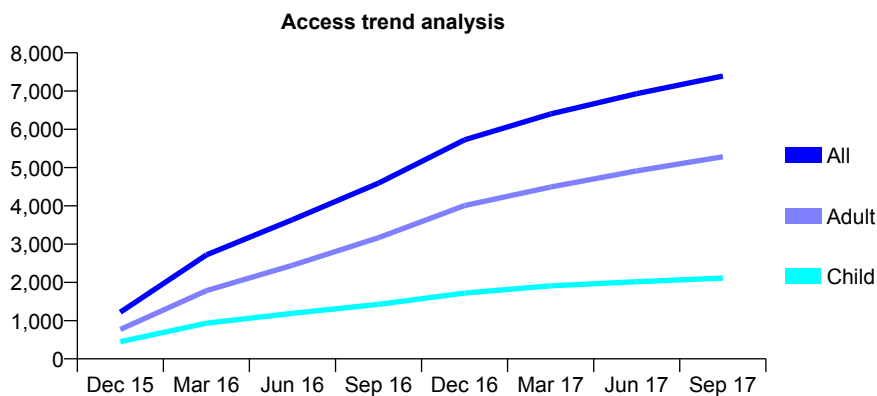
Q51 - Vital Signs At a Glance Contract Report for 109630/0008 - September 2017

Name or company name	TSJ Smile Limited
Contract type name	GDS Contract
Purpose of contract	General
Contract start date	01/10/2015
Contract end date	

17/18 Contracted general activity (UDA)	24,500
Carry forward general activity (UDA)	0
17/18 Contracted orthodontic activity (UOA)	0
Carry forward orthodontic activity (UOA)	0
Baseline contract value	£686,964.74

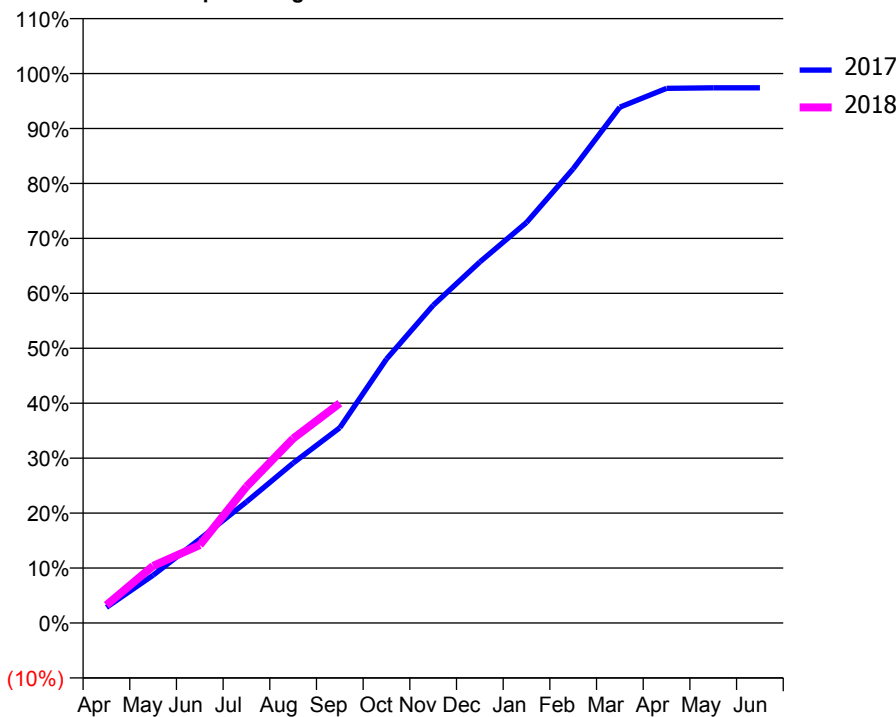
ACCESS*

Patients seen in 24 months	Total	Change since previous quarter
Quarter ending September 2016	4,593	
Quarter ending December 2016	5,727	↑
Quarter ending March 2017	6,400	↑
Quarter ending June 2017	6,930	↑
Quarter ending September 2017	7,393	↑
Variance since September 2016	61.0%	↑



ACTIVITY

Cumulative percentage of contracted UDA delivered 2017 & 2018



Adjusted Scheduled Activity (UDA)

Month	2017	2018
April	643	800
May	1,955	2,550
June	3,437	3,473
July	4,962	6,078
August	6,551	8,228
September	7,996	9,804
October	10,810	
November	13,009	
December	14,786	
January	16,401	
February	18,601	
March	21,122	
April	21,894	
May	21,912	
June	21,915	

QUALITY

	Quantity	Base Number	Contract	AT	Region	England
% of FP17s for the same patient ID Re-attending within 3 months - Children	158	1,507	10.5%	9.7%	12.8%	11.9%
% of FP17s for the same patient ID Re-attending within 3 months - Adults	579	3,349	17.3%	14.4%	16.5%	15.9%
% of FP17s for the same patient ID Re-attending between 3 & 9 months - Children	863	1,507	57.3%	58.9%	59.7%	58.1%
% of FP17s for the same patient ID Re-attending between 3 & 9 months - Adults	1,536	3,349	45.9%	52.9%	53.0%	50.6%
% of FP17s for Band 1 Urgent Courses	734	4,502	16.3%	7.7%	9.2%	9.1%
% of FP17s Relating to Free Repair or Replacements	32	4,502	0.7%	1.1%	1.0%	0.8%
% of FP17s Relating to Continuations	38	4,502	0.8%	1.3%	1.2%	1.1%
% of Patients satisfied with the dentistry they have received	9	9	N/A	92.7%	91.6%	91.4%
% of Patients satisfied with the time they had to wait for an appointment	9	9	N/A	88.3%	88.1%	87.7%

* This is based on patients treated on this contract for their most recent course of treatment. Figures in italics indicate the base number of FP17s or Patient Questionnaire responses are less than 100. N/A is shown where the base number of responses is less than 10 during the period. % is calculated as Quantity/Base number*100

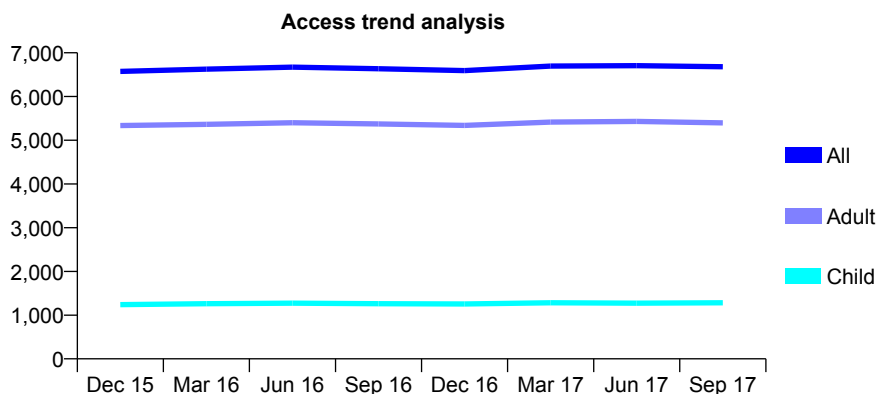
Q51 - Vital Signs At a Glance Contract Report for 109983/0001 - September 2017

Name or company name	Smile Create Ltd
Contract type name	GDS Contract
Purpose of contract	General and Orthodontic
Contract start date	01/04/2012
Contract end date	

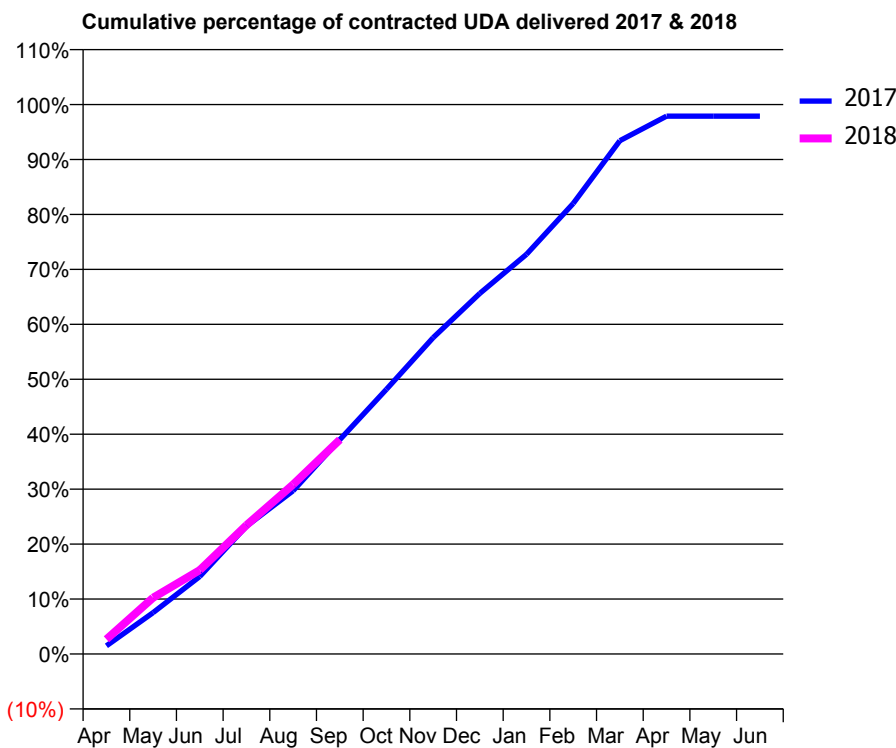
17/18 Contracted general activity (UDA)	15,796
Carry forward general activity (UDA)	0
17/18 Contracted orthodontic activity (UOA)	1,575
Carry forward orthodontic activity (UOA)	0
Baseline contract value	£555,377.07

ACCESS*

Patients seen in 24 months	Total	Change since previous quarter
Quarter ending September 2016	6,635	
Quarter ending December 2016	6,594	→
Quarter ending March 2017	6,698	→
Quarter ending June 2017	6,706	→
Quarter ending September 2017	6,681	→
Variance since September 2016	0.7%	→



ACTIVITY



Month	Adjusted Scheduled Activity (UDA)	
	2017	2018
April	237	424
May	1,189	1,621
June	2,227	2,413
July	3,674	3,705
August	4,692	4,873
September	6,163	6,161
October	7,611	
November	9,092	
December	10,368	
January	11,490	
February	12,951	
March	14,755	
April	15,460	
May	15,462	
June	15,462	

QUALITY

	Quantity	Base Number	Contract	AT	Region	England
% of FP17s for the same patient ID Re-attending within 3 months - Children	111	1,004	11.1%	9.7%	12.8%	11.9%
% of FP17s for the same patient ID Re-attending within 3 months - Adults	583	3,558	16.4%	14.4%	16.5%	15.9%
% of FP17s for the same patient ID Re-attending between 3 & 9 months - Children	610	1,004	60.8%	58.9%	59.7%	58.1%
% of FP17s for the same patient ID Re-attending between 3 & 9 months - Adults	1,627	3,558	45.7%	52.9%	53.0%	50.6%
% of FP17s for Band 1 Urgent Courses	333	3,632	9.2%	7.7%	9.2%	9.1%
% of FP17s Relating to Free Repair or Replacements	70	3,632	1.9%	1.1%	1.0%	0.8%
% of FP17s Relating to Continuations	18	3,632	0.5%	1.3%	1.2%	1.1%
% of Patients satisfied with the dentistry they have received	30	31	96.8%	92.7%	91.6%	91.4%
% of Patients satisfied with the time they had to wait for an appointment	29	31	93.5%	88.3%	88.1%	87.7%

* This is based on patients treated on this contract for their most recent course of treatment. Figures in italics indicate the base number of FP17s or Patient Questionnaire responses are less than 100. N/A is shown where the base number of responses is less than 10 during the period. % is calculated as Quantity/Base number*100

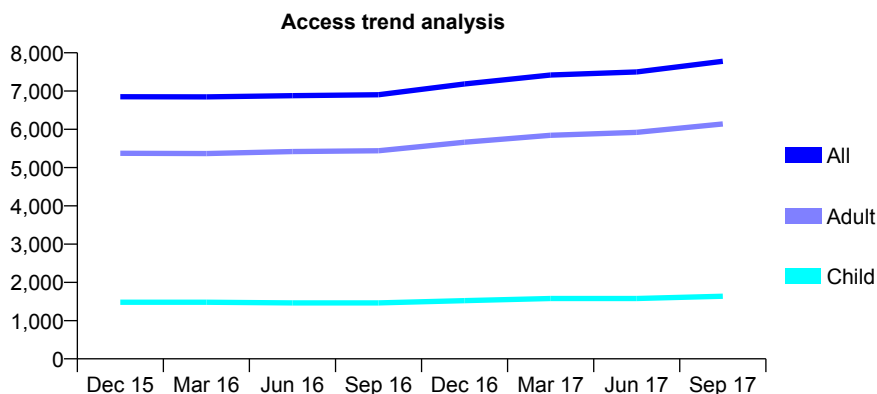
Q51 - Vital Signs At a Glance Contract Report for 110590/0001 - September 2017

Name or company name	London Road Dental Practice Partnership
Contract type name	GDS Contract
Purpose of contract	General
Contract start date	01/04/2012
Contract end date	

17/18 Contracted general activity (UDA)	23,897
Carry forward general activity (UDA)	0
17/18 Contracted orthodontic activity (UOA)	0
Carry forward orthodontic activity (UOA)	0
Baseline contract value	£764,217.18

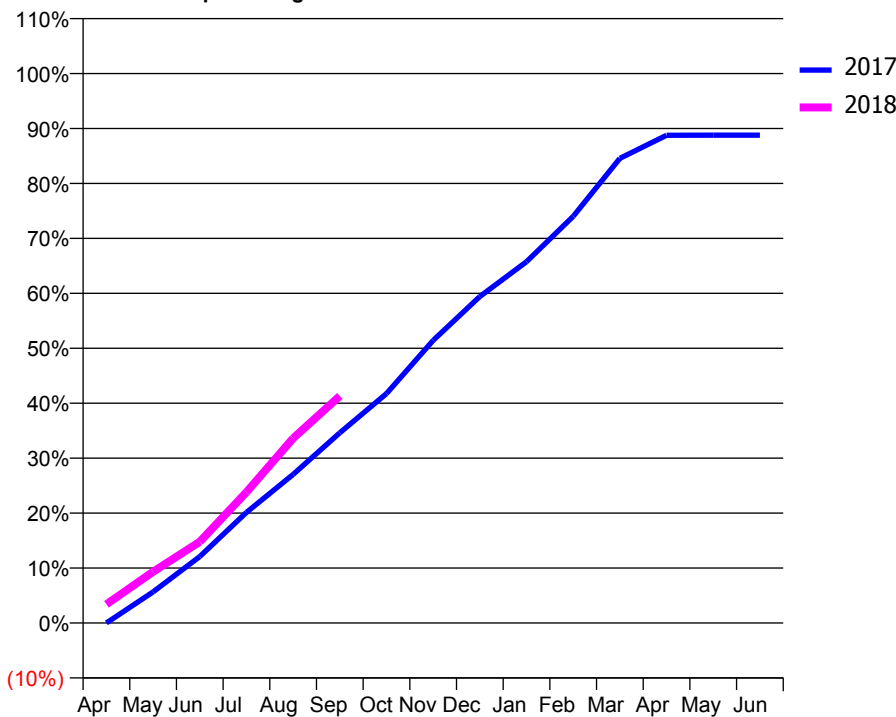
ACCESS*

Patients seen in 24 months	Total	Change since previous quarter
Quarter ending September 2016	6,902	
Quarter ending December 2016	7,186	↑
Quarter ending March 2017	7,420	↑
Quarter ending June 2017	7,499	→
Quarter ending September 2017	7,779	↑
Variance since September 2016	12.7%	↑



ACTIVITY

Cumulative percentage of contracted UDA delivered 2017 & 2018



Adjusted Scheduled Activity (UDA)

Month	2017	2018
April	-5	815
May	1,355	2,228
June	2,890	3,535
July	4,813	5,691
August	6,463	8,035
September	8,274	9,875
October	9,979	
November	12,294	
December	14,201	
January	15,711	
February	17,682	
March	20,208	
April	21,209	
May	21,214	
June	21,214	

QUALITY

	Quantity	Base Number	Contract	AT	Region	England
% of FP17s for the same patient ID Re-attending within 3 months - Children	81	1,126	7.2%	9.7%	12.8%	11.9%
% of FP17s for the same patient ID Re-attending within 3 months - Adults	415	3,811	10.9%	14.4%	16.5%	15.9%
% of FP17s for the same patient ID Re-attending between 3 & 9 months - Children	649	1,126	57.6%	58.9%	59.7%	58.1%
% of FP17s for the same patient ID Re-attending between 3 & 9 months - Adults	1,959	3,811	51.4%	52.9%	53.0%	50.6%
% of FP17s for Band 1 Urgent Courses	219	4,546	4.8%	7.7%	9.2%	9.1%
% of FP17s Relating to Free Repair or Replacements	39	4,546	0.9%	1.1%	1.0%	0.8%
% of FP17s Relating to Continuations	86	4,546	1.9%	1.3%	1.2%	1.1%
% of Patients satisfied with the dentistry they have received	24	24	100.0%	92.7%	91.6%	91.4%
% of Patients satisfied with the time they had to wait for an appointment	24	24	100.0%	88.3%	88.1%	87.7%

* This is based on patients treated on this contract for their most recent course of treatment. Figures in italics indicate the base number of FP17s or Patient Questionnaire responses are less than 100. N/A is shown where the base number of responses is less than 10 during the period. % is calculated as Quantity/Base number*100

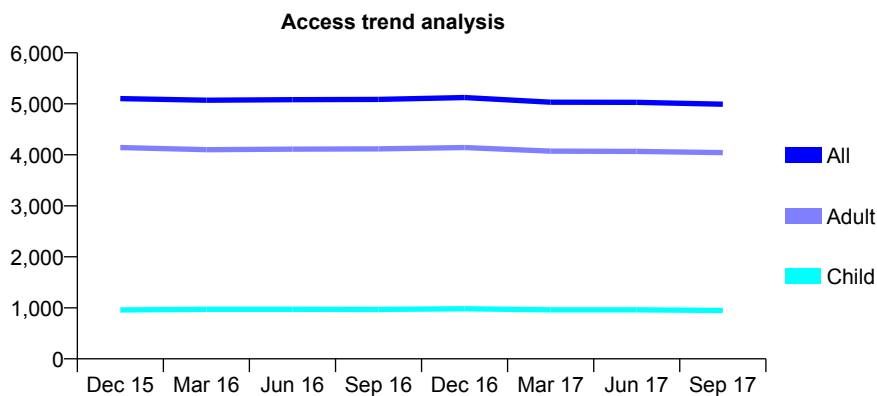
Q51 - Vital Signs At a Glance Contract Report for 111619/0001 - September 2017

Name or company name	SCA Collins Limited
Contract type name	GDS Contract
Purpose of contract	General
Contract start date	01/10/2013
Contract end date	

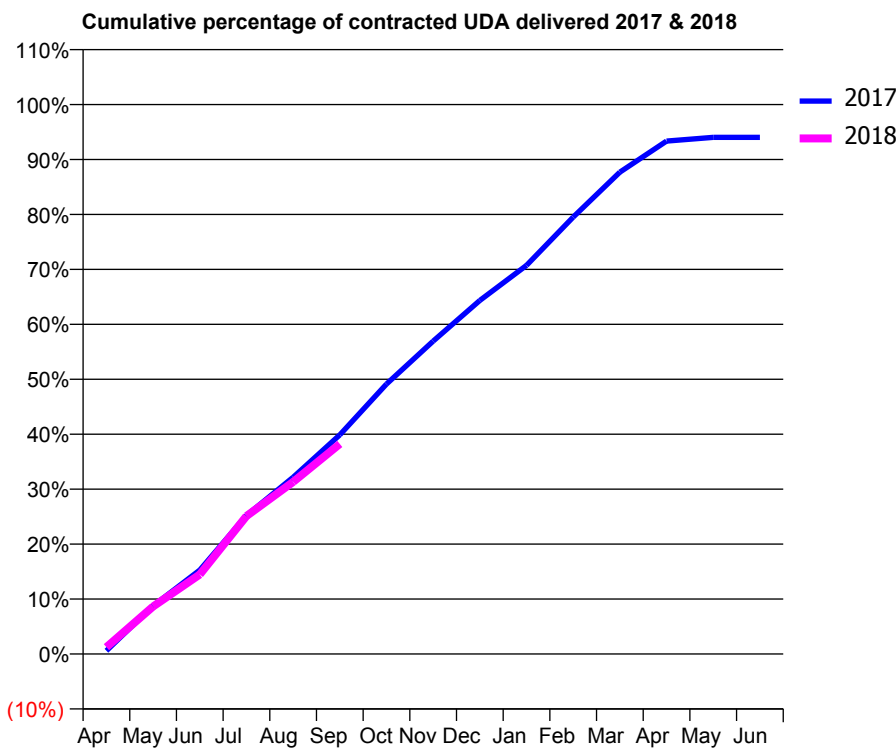
17/18 Contracted general activity (UDA)	12,834
Carry forward general activity (UDA)	0
17/18 Contracted orthodontic activity (UOA)	0
Carry forward orthodontic activity (UOA)	0
Baseline contract value	£383,571.02

ACCESS*

Patients seen in 24 months	Total	Change since previous quarter
Quarter ending September 2016	5,086	
Quarter ending December 2016	5,124	→
Quarter ending March 2017	5,032	↓
Quarter ending June 2017	5,028	→
Quarter ending September 2017	4,993	→
Variance since September 2016	(1.8%)	↓



ACTIVITY



Month	Adjusted Scheduled Activity (UDA)	
	2017	2018
April	77	160
May	1,127	1,110
June	1,961	1,859
July	3,238	3,222
August	4,127	4,019
September	5,120	4,906
October	6,306	
November	7,309	
December	8,257	
January	9,076	
February	10,205	
March	11,254	
April	11,979	
May	12,066	
June	12,066	

QUALITY

	Quantity	Base Number	Contract	AT	Region	England
% of FP17s for the same patient ID Re-attending within 3 months - Children	37	597	6.2%	9.7%	12.8%	11.9%
% of FP17s for the same patient ID Re-attending within 3 months - Adults	410	2,547	16.1%	14.4%	16.5%	15.9%
% of FP17s for the same patient ID Re-attending between 3 & 9 months - Children	278	597	46.6%	58.9%	59.7%	58.1%
% of FP17s for the same patient ID Re-attending between 3 & 9 months - Adults	1,163	2,547	45.7%	52.9%	53.0%	50.6%
% of FP17s for Band 1 Urgent Courses	205	2,754	7.4%	7.7%	9.2%	9.1%
% of FP17s Relating to Free Repair or Replacements	26	2,754	0.9%	1.1%	1.0%	0.8%
% of FP17s Relating to Continuations	33	2,754	1.2%	1.3%	1.2%	1.1%
% of Patients satisfied with the dentistry they have received	11	13	84.6%	92.7%	91.6%	91.4%
% of Patients satisfied with the time they had to wait for an appointment	12	13	92.3%	88.3%	88.1%	87.7%

* This is based on patients treated on this contract for their most recent course of treatment. Figures in italics indicate the base number of FP17s or Patient Questionnaire responses are less than 100. N/A is shown where the base number of responses is less than 10 during the period. % is calculated as Quantity/Base number*100

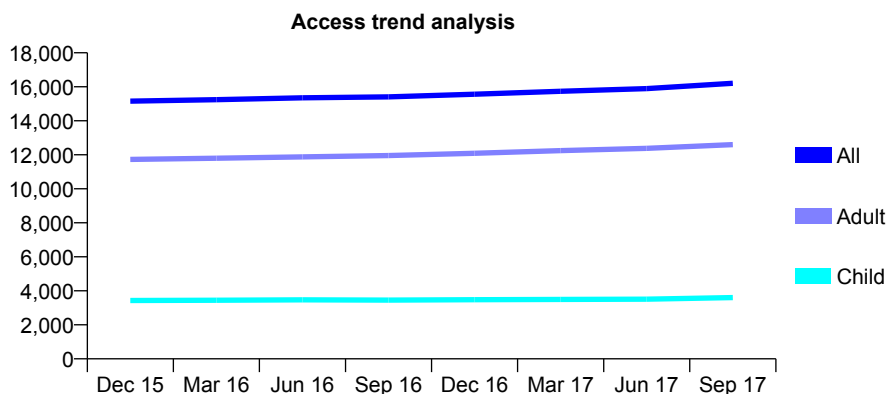
Q51 - Vital Signs At a Glance Contract Report for 112348/0001 - September 2017

Name or company name	Wright Dental Care Ltd
Contract type name	GDS Contract
Purpose of contract	General and Orthodontic
Contract start date	01/12/2011
Contract end date	

17/18 Contracted general activity (UDA)	50,922
Carry forward general activity (UDA)	0
17/18 Contracted orthodontic activity (UOA)	300
Carry forward orthodontic activity (UOA)	0
Baseline contract value	£1,354,632.30

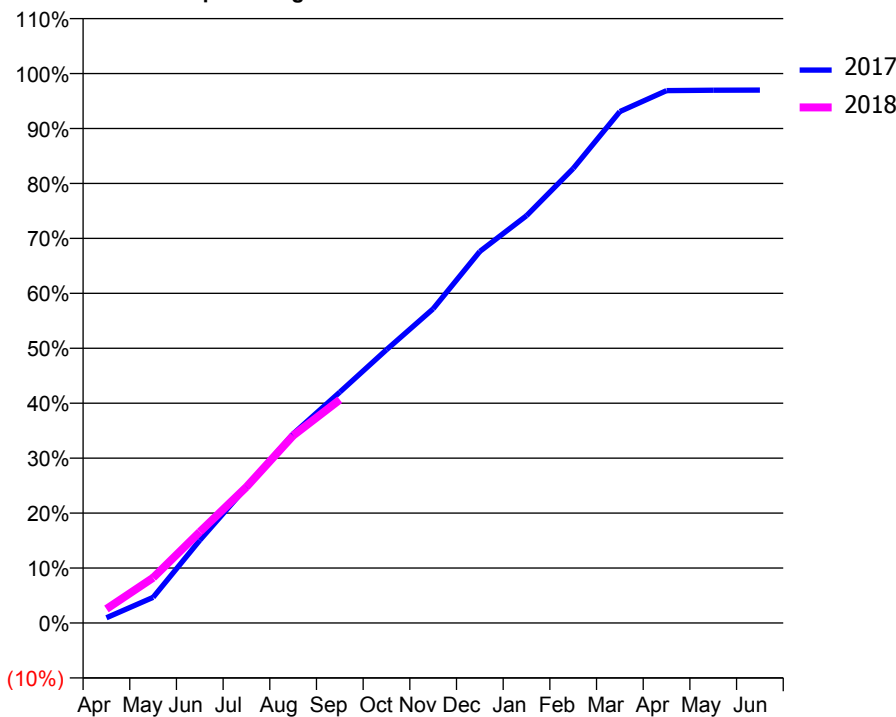
ACCESS*

Patients seen in 24 months	Total	Change since previous quarter
Quarter ending September 2016	15,411	
Quarter ending December 2016	15,567	→
Quarter ending March 2017	15,739	→
Quarter ending June 2017	15,895	→
Quarter ending September 2017	16,207	→
Variance since September 2016	5.2%	↑



ACTIVITY

Cumulative percentage of contracted UDA delivered 2017 & 2018



Month	Adjusted Scheduled Activity (UDA)	
	2017	2018
April	493	1,308
May	2,377	4,194
June	7,665	8,451
July	12,602	12,608
August	17,528	17,364
September	21,397	20,695
October	25,323	
November	29,116	
December	34,431	
January	37,746	
February	42,115	
March	47,394	
April	49,335	
May	49,371	
June	49,389	

QUALITY

	Quantity	Base Number	Contract	AT	Region	England
% of FP17s for the same patient ID Re-attending within 3 months - Children	161	2,589	6.2%	9.7%	12.8%	11.9%
% of FP17s for the same patient ID Re-attending within 3 months - Adults	1,237	8,768	14.1%	14.4%	16.5%	15.9%
% of FP17s for the same patient ID Re-attending between 3 & 9 months - Children	1,464	2,589	56.5%	58.9%	59.7%	58.1%
% of FP17s for the same patient ID Re-attending between 3 & 9 months - Adults	4,677	8,768	53.3%	52.9%	53.0%	50.6%
% of FP17s for Band 1 Urgent Courses	617	10,039	6.1%	7.7%	9.2%	9.1%
% of FP17s Relating to Free Repair or Replacements	130	10,039	1.3%	1.1%	1.0%	0.8%
% of FP17s Relating to Continuations	248	10,039	2.5%	1.3%	1.2%	1.1%
% of Patients satisfied with the dentistry they have received	29	31	93.5%	92.7%	91.6%	91.4%
% of Patients satisfied with the time they had to wait for an appointment	25	31	80.6%	88.3%	88.1%	87.7%

* This is based on patients treated on this contract for their most recent course of treatment. Figures in italics indicate the base number of FP17s or Patient Questionnaire responses are less than 100. N/A is shown where the base number of responses is less than 10 during the period. % is calculated as Quantity/Base number*100

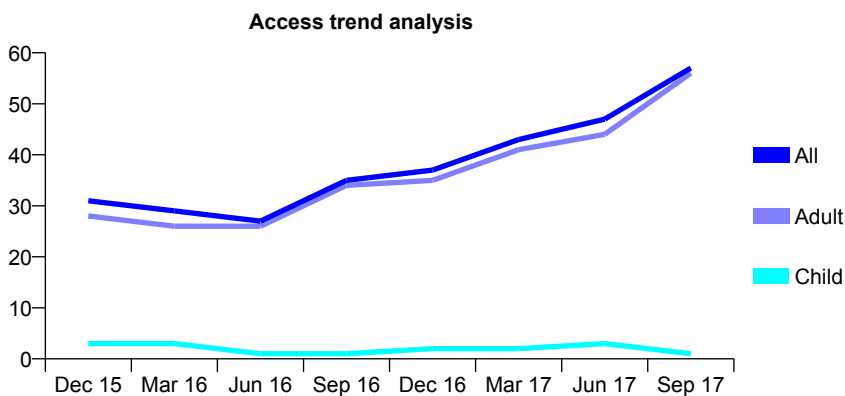
Q51 - Vital Signs At a Glance Contract Report for 112348/0002 - September 2017

Name or company name	Wright Dental Care Ltd
Contract type name	GDS Contract
Purpose of contract	General
Contract start date	01/05/2012
Contract end date	

17/18 Contracted general activity (UDA)	208
Carry forward general activity (UDA)	0
17/18 Contracted orthodontic activity (UOA)	0
Carry forward orthodontic activity (UOA)	0
Baseline contract value	£8,754.46

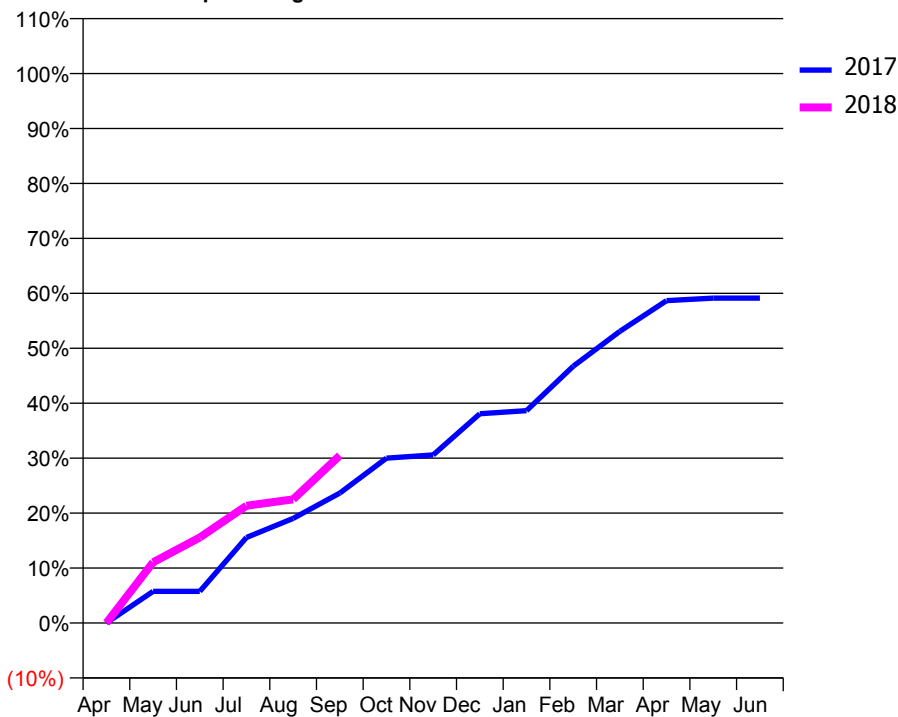
ACCESS*

Patients seen in 24 months	Total	Change since previous quarter
Quarter ending September 2016	35	
Quarter ending December 2016	37	↑
Quarter ending March 2017	43	↑
Quarter ending June 2017	47	↑
Quarter ending September 2017	57	↑
Variance since September 2016	62.9%	↑



ACTIVITY

Cumulative percentage of contracted UDA delivered 2017 & 2018



Adjusted Scheduled Activity (UDA)

Month	2017	2018
April	0	0
May	12	23
June	12	32
July	32	44
August	40	47
September	49	63
October	62	
November	64	
December	79	
January	80	
February	97	
March	110	
April	122	
May	123	
June	123	

QUALITY

	Quantity	Base Number	Contract	AT	Region	England
% of FP17s for the same patient ID Re-attending within 3 months - Children	0	7	0.0%	9.7%	12.8%	11.9%
% of FP17s for the same patient ID Re-attending within 3 months - Adults	0	70	0.0%	14.4%	16.5%	15.9%
% of FP17s for the same patient ID Re-attending between 3 & 9 months - Children	0	7	0.0%	58.9%	59.7%	58.1%
% of FP17s for the same patient ID Re-attending between 3 & 9 months - Adults	0	70	0.0%	52.9%	53.0%	50.6%
% of FP17s for Band 1 Urgent Courses	47	64	73.4%	7.7%	9.2%	9.1%
% of FP17s Relating to Free Repair or Replacements	0	64	0.0%	1.1%	1.0%	0.8%
% of FP17s Relating to Continuations	0	64	0.0%	1.3%	1.2%	1.1%
% of Patients satisfied with the dentistry they have received	0	0	N/A	92.7%	91.6%	91.4%
% of Patients satisfied with the time they had to wait for an appointment	0	0	N/A	88.3%	88.1%	87.7%

* This is based on patients treated on this contract for their most recent course of treatment. Figures in italics indicate the base number of FP17s or Patient Questionnaire responses are less than 100. N/A is shown where the base number of responses is less than 10 during the period. % is calculated as Quantity/Base number*100

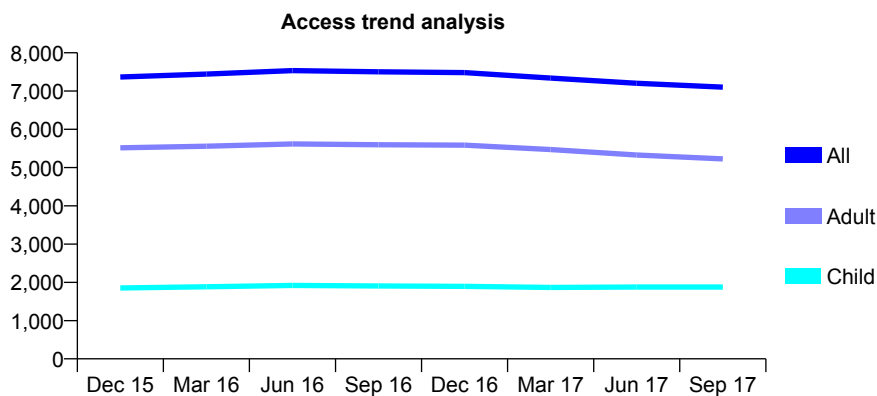
Q51 - Vital Signs At a Glance Contract Report for 113395/0001 - September 2017

Name or company name	Ffolliott Bird Associates Ltd
Contract type name	GDS Contract
Purpose of contract	General
Contract start date	01/09/2007
Contract end date	

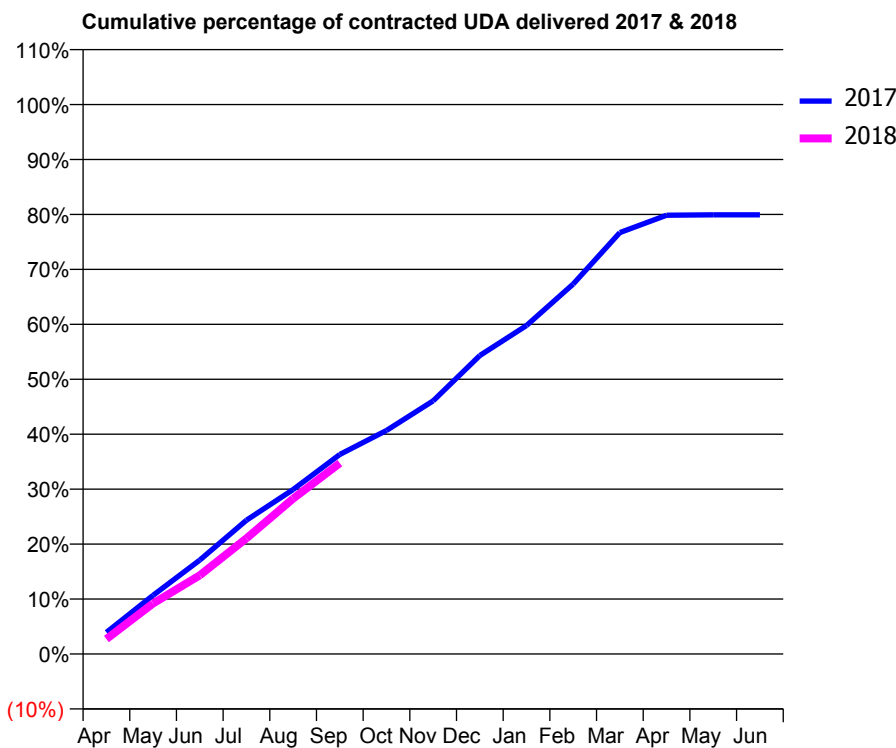
17/18 Contracted general activity (UDA)	22,918
Carry forward general activity (UDA)	0
17/18 Contracted orthodontic activity (UOA)	0
Carry forward orthodontic activity (UOA)	0
Baseline contract value	£642,539.80

ACCESS*

Patients seen in 24 months	Total	Change since previous quarter
Quarter ending September 2016	7,502	
Quarter ending December 2016	7,483	→
Quarter ending March 2017	7,340	↓
Quarter ending June 2017	7,204	↓
Quarter ending September 2017	7,103	↓
Variance since September 2016	(5.3%)	↓



ACTIVITY



Month	Adjusted Scheduled Activity (UDA)	
	2017	2018
April	905	624
May	2,448	2,110
June	3,917	3,284
July	5,580	4,825
August	6,863	6,480
September	8,322	7,962
October	9,326	
November	10,558	
December	12,452	
January	13,699	
February	15,429	
March	17,580	
April	18,300	
May	18,319	
June	18,316	

QUALITY

	Quantity	Base Number	Contract	AT	Region	England
% of FP17s for the same patient ID Re-attending within 3 months - Children	85	1,228	6.9%	9.7%	12.8%	11.9%
% of FP17s for the same patient ID Re-attending within 3 months - Adults	311	2,787	11.2%	14.4%	16.5%	15.9%
% of FP17s for the same patient ID Re-attending between 3 & 9 months - Children	606	1,228	49.3%	58.9%	59.7%	58.1%
% of FP17s for the same patient ID Re-attending between 3 & 9 months - Adults	1,180	2,787	42.3%	52.9%	53.0%	50.6%
% of FP17s for Band 1 Urgent Courses	156	3,710	4.2%	7.7%	9.2%	9.1%
% of FP17s Relating to Free Repair or Replacements	30	3,710	0.8%	1.1%	1.0%	0.8%
% of FP17s Relating to Continuations	50	3,710	1.3%	1.3%	1.2%	1.1%
% of Patients satisfied with the dentistry they have received	13	14	92.9%	92.7%	91.6%	91.4%
% of Patients satisfied with the time they had to wait for an appointment	13	14	92.9%	88.3%	88.1%	87.7%

* This is based on patients treated on this contract for their most recent course of treatment. Figures in italics indicate the base number of FP17s or Patient Questionnaire responses are less than 100. N/A is shown where the base number of responses is less than 10 during the period. % is calculated as Quantity/Base number*100

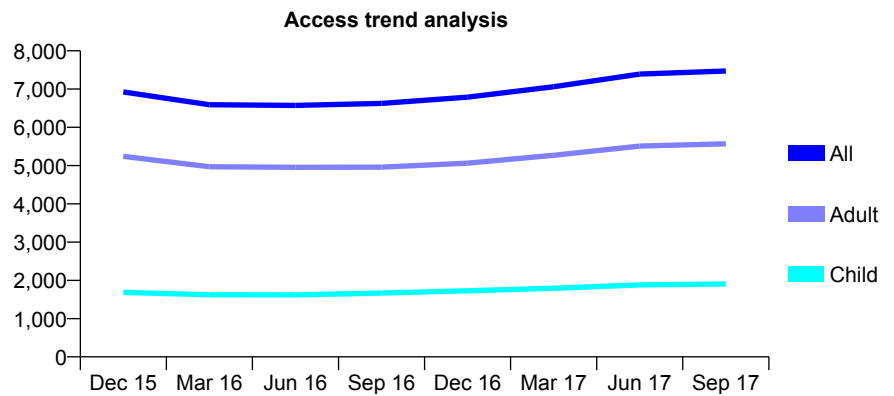
Q51 - Vital Signs At a Glance Contract Report for 113395/0002 - September 2017

Name or company name	Ffolliott Bird Associates Ltd
Contract type name	GDS Contract
Purpose of contract	General
Contract start date	01/09/2007
Contract end date	

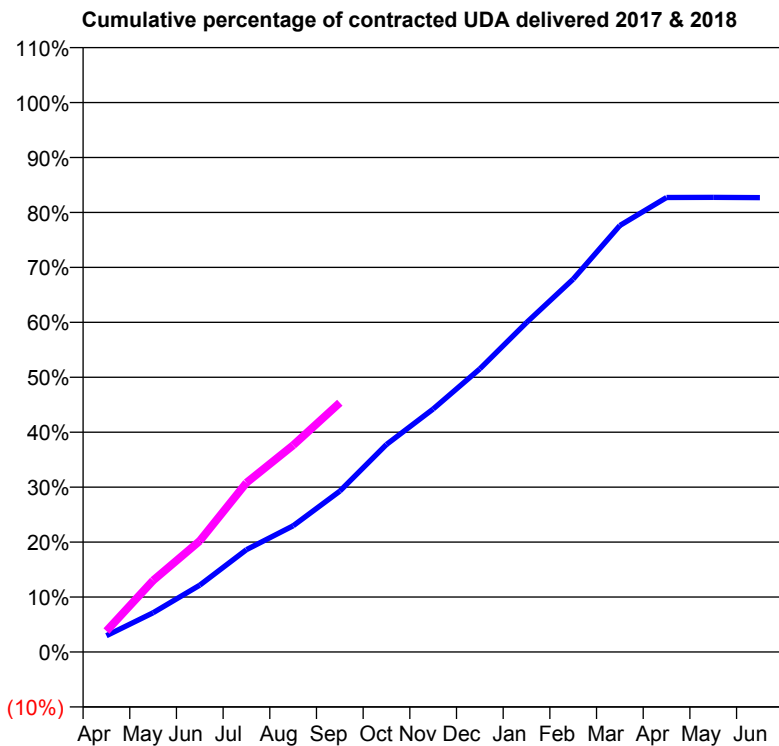
17/18 Contracted general activity (UDA)	19,686
Carry forward general activity (UDA)	0
17/18 Contracted orthodontic activity (UOA)	0
Carry forward orthodontic activity (UOA)	0
Baseline contract value	£633,800.33

ACCESS*

Patients seen in 24 months	Total	Change since previous quarter
Quarter ending September 2016	6,626	
Quarter ending December 2016	6,788	↑
Quarter ending March 2017	7,061	↑
Quarter ending June 2017	7,390	↑
Quarter ending September 2017	7,473	→
Variance since September 2016	12.8%	↑



ACTIVITY



Month	Adjusted Scheduled Activity (UDA)	
	2017	2018
April	584	750
May	1,407	2,563
June	2,396	3,982
July	3,667	6,066
August	4,523	7,406
September	5,766	8,929
October	7,435	
November	8,704	
December	10,142	
January	11,803	
February	13,359	
March	15,280	
April	16,285	
May	16,286	
June	16,276	

QUALITY

	Quantity	Base Number	Contract	AT	Region	England
% of FP17s for the same patient ID Re-attending within 3 months - Children	60	1,372	4.4%	9.7%	12.8%	11.9%
% of FP17s for the same patient ID Re-attending within 3 months - Adults	379	3,821	9.9%	14.4%	16.5%	15.9%
% of FP17s for the same patient ID Re-attending between 3 & 9 months - Children	726	1,372	52.9%	58.9%	59.7%	58.1%
% of FP17s for the same patient ID Re-attending between 3 & 9 months - Adults	1,839	3,821	48.1%	52.9%	53.0%	50.6%
% of FP17s for Band 1 Urgent Courses	254	4,711	5.4%	7.7%	9.2%	9.1%
% of FP17s Relating to Free Repair or Replacements	32	4,711	0.7%	1.1%	1.0%	0.8%
% of FP17s Relating to Continuations	53	4,711	1.1%	1.3%	1.2%	1.1%
% of Patients satisfied with the dentistry they have received	31	34	91.2%	92.7%	91.6%	91.4%
% of Patients satisfied with the time they had to wait for an appointment	26	34	76.5%	88.3%	88.1%	87.7%

* This is based on patients treated on this contract for their most recent course of treatment. Figures in italics indicate the base number of FP17s or Patient Questionnaire responses are less than 100. N/A is shown where the base number of responses is less than 10 during the period. % is calculated as Quantity/Base number*100

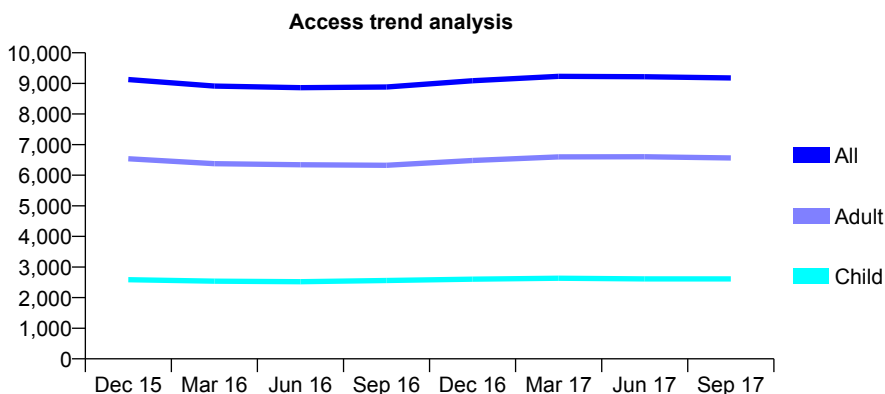
Q51 - Vital Signs At a Glance Contract Report for 113395/0003 - September 2017

Name or company name	Ffolliott Bird Associates Ltd
Contract type name	GDS Contract
Purpose of contract	General
Contract start date	01/09/2007
Contract end date	

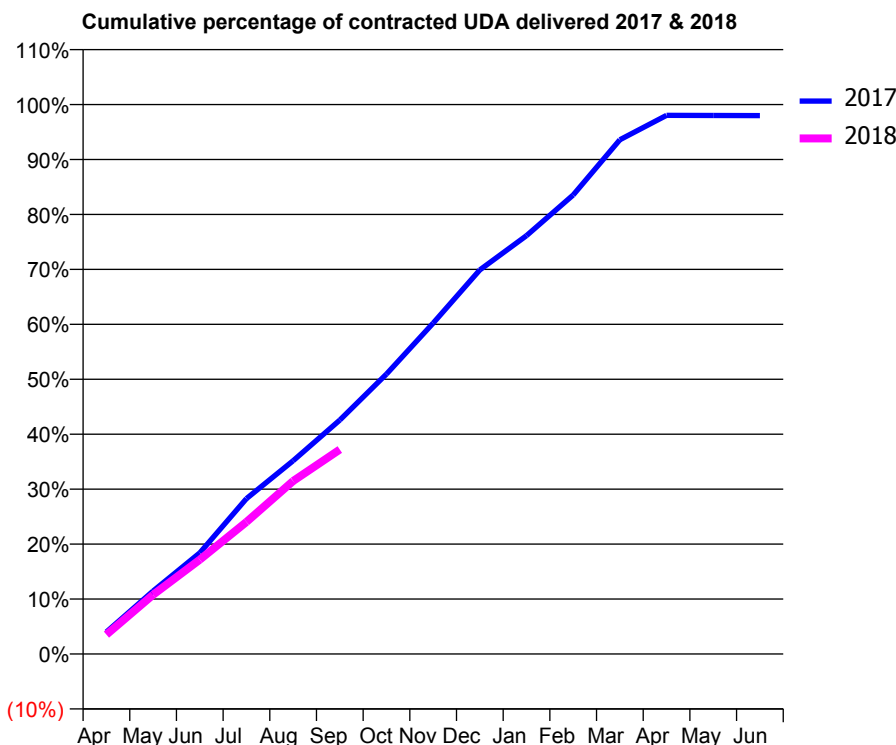
17/18 Contracted general activity (UDA)	26,371
Carry forward general activity (UDA)	0
17/18 Contracted orthodontic activity (UOA)	0
Carry forward orthodontic activity (UOA)	0
Baseline contract value	£832,004.25

ACCESS*

Patients seen in 24 months	Total	Change since previous quarter
Quarter ending September 2016	8,881	
Quarter ending December 2016	9,086	↑
Quarter ending March 2017	9,233	→
Quarter ending June 2017	9,217	→
Quarter ending September 2017	9,177	→
Variance since September 2016	3.3%	↑



ACTIVITY



Month	Adjusted Scheduled Activity (UDA)	
	2017	2018
April	1,060	930
May	3,023	2,847
June	4,857	4,526
July	7,457	6,341
August	9,276	8,303
September	11,230	9,817
October	13,434	
November	15,881	
December	18,435	
January	20,081	
February	22,032	
March	24,677	
April	25,850	
May	25,846	
June	25,840	

QUALITY

	Quantity	Base Number	Contract	AT	Region	England
% of FP17s for the same patient ID Re-attending within 3 months - Children	92	1,524	6.0%	9.7%	12.8%	11.9%
% of FP17s for the same patient ID Re-attending within 3 months - Adults	371	3,410	10.9%	14.4%	16.5%	15.9%
% of FP17s for the same patient ID Re-attending between 3 & 9 months - Children	759	1,524	49.8%	58.9%	59.7%	58.1%
% of FP17s for the same patient ID Re-attending between 3 & 9 months - Adults	1,431	3,410	42.0%	52.9%	53.0%	50.6%
% of FP17s for Band 1 Urgent Courses	263	4,500	5.8%	7.7%	9.2%	9.1%
% of FP17s Relating to Free Repair or Replacements	19	4,500	0.4%	1.1%	1.0%	0.8%
% of FP17s Relating to Continuations	82	4,500	1.8%	1.3%	1.2%	1.1%
% of Patients satisfied with the dentistry they have received	15	16	93.8%	92.7%	91.6%	91.4%
% of Patients satisfied with the time they had to wait for an appointment	15	16	93.8%	88.3%	88.1%	87.7%

* This is based on patients treated on this contract for their most recent course of treatment. Figures in italics indicate the base number of FP17s or Patient Questionnaire responses are less than 100. N/A is shown where the base number of responses is less than 10 during the period. % is calculated as Quantity/Base number*100

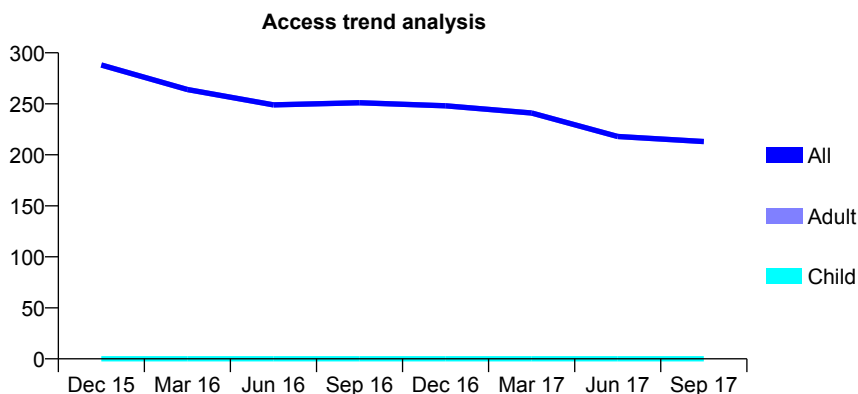
Q51 - Vital Signs At a Glance Contract Report for 113395/0004 - September 2017

Name or company name	Ffolliott Bird Associates Ltd
Contract type name	GDS Contract
Purpose of contract	General
Contract start date	01/04/2008
Contract end date	

17/18 Contracted general activity (UDA)	1,080
Carry forward general activity (UDA)	0
17/18 Contracted orthodontic activity (UOA)	0
Carry forward orthodontic activity (UOA)	0
Baseline contract value	£65,741.42

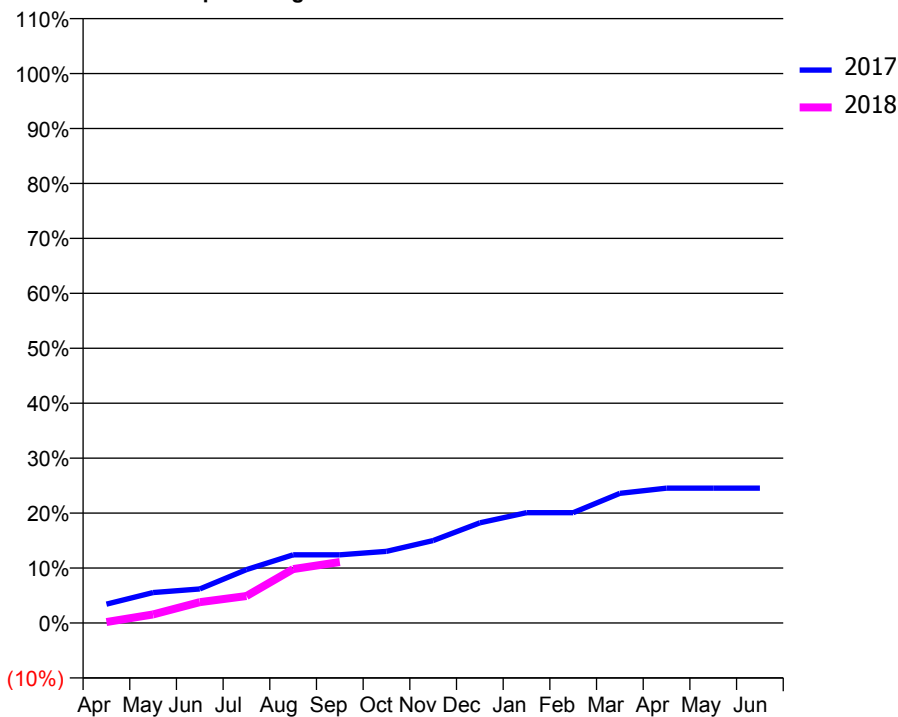
ACCESS*

Patients seen in 24 months	Total	Change since previous quarter
Quarter ending September 2016	251	
Quarter ending December 2016	248	↓
Quarter ending March 2017	241	↓
Quarter ending June 2017	218	↓
Quarter ending September 2017	213	↓
Variance since September 2016	(15.1%)	↓



ACTIVITY

Cumulative percentage of contracted UDA delivered 2017 & 2018



Month	Adjusted Scheduled Activity (UDA)	
	2017	2018
April	37	2
May	60	17
June	67	41
July	105	53
August	134	106
September	134	120
October	141	
November	162	
December	197	
January	217	
February	217	
March	255	
April	265	
May	265	
June	265	

QUALITY

	Quantity	Base Number	Contract	AT	Region	England
% of FP17s for the same patient ID Re-attending within 3 months - Children	0	0	N/A	9.7%	12.8%	11.9%
% of FP17s for the same patient ID Re-attending within 3 months - Adults	1	29	3.4%	14.4%	16.5%	15.9%
% of FP17s for the same patient ID Re-attending between 3 & 9 months - Children	0	0	N/A	58.9%	59.7%	58.1%
% of FP17s for the same patient ID Re-attending between 3 & 9 months - Adults	7	29	24.1%	52.9%	53.0%	50.6%
% of FP17s for Band 1 Urgent Courses	0	19	0.0%	7.7%	9.2%	9.1%
% of FP17s Relating to Free Repair or Replacements	0	19	0.0%	1.1%	1.0%	0.8%
% of FP17s Relating to Continuations	0	19	0.0%	1.3%	1.2%	1.1%
% of Patients satisfied with the dentistry they have received	0	0	N/A	92.7%	91.6%	91.4%
% of Patients satisfied with the time they had to wait for an appointment	0	0	N/A	88.3%	88.1%	87.7%

* This is based on patients treated on this contract for their most recent course of treatment. Figures in italics indicate the base number of FP17s or Patient Questionnaire responses are less than 100. N/A is shown where the base number of responses is less than 10 during the period. % is calculated as Quantity/Base number*100

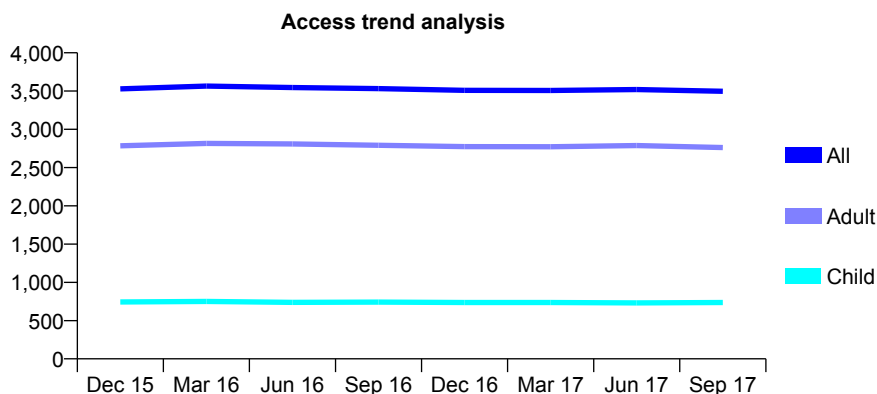
Q51 - Vital Signs At a Glance Contract Report for 114227/0001 - September 2017

Name or company name	Holme Lane Dental Practice
Contract type name	GDS Contract
Purpose of contract	General
Contract start date	01/11/2008
Contract end date	

17/18 Contracted general activity (UDA)	10,817
Carry forward general activity (UDA)	0
17/18 Contracted orthodontic activity (UOA)	0
Carry forward orthodontic activity (UOA)	0
Baseline contract value	£345,369.25

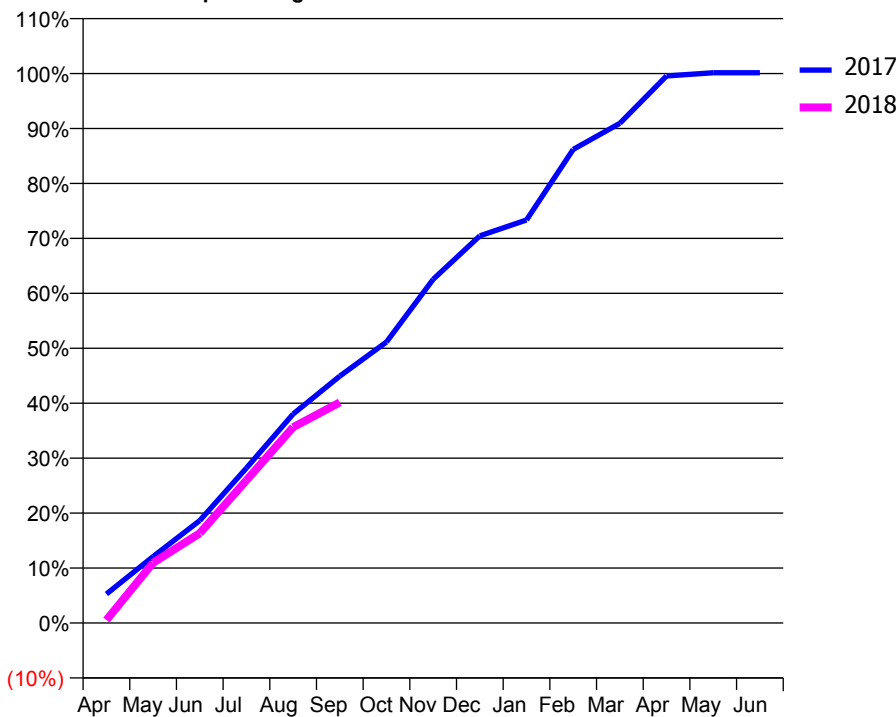
ACCESS*

Patients seen in 24 months	Total	Change since previous quarter
Quarter ending September 2016	3,532	
Quarter ending December 2016	3,510	→
Quarter ending March 2017	3,508	→
Quarter ending June 2017	3,519	→
Quarter ending September 2017	3,498	→
Variance since September 2016	(1.0%)	→



ACTIVITY

Cumulative percentage of contracted UDA delivered 2017 & 2018



Adjusted Scheduled Activity (UDA)

Month	2017	2018
April	572	58
May	1,308	1,186
June	2,018	1,768
July	3,053	2,810
August	4,116	3,855
September	4,860	4,344
October	5,532	
November	6,766	
December	7,621	
January	7,934	
February	9,321	
March	9,837	
April	10,770	
May	10,832	
June	10,832	

QUALITY

	Quantity	Base Number	Contract	AT	Region	England
% of FP17s for the same patient ID Re-attending within 3 months - Children	33	502	6.6%	9.7%	12.8%	11.9%
% of FP17s for the same patient ID Re-attending within 3 months - Adults	287	1,795	16.0%	14.4%	16.5%	15.9%
% of FP17s for the same patient ID Re-attending between 3 & 9 months - Children	240	502	47.8%	58.9%	59.7%	58.1%
% of FP17s for the same patient ID Re-attending between 3 & 9 months - Adults	779	1,795	43.4%	52.9%	53.0%	50.6%
% of FP17s for Band 1 Urgent Courses	113	1,865	6.1%	7.7%	9.2%	9.1%
% of FP17s Relating to Free Repair or Replacements	45	1,865	2.4%	1.1%	1.0%	0.8%
% of FP17s Relating to Continuations	50	1,865	2.7%	1.3%	1.2%	1.1%
% of Patients satisfied with the dentistry they have received	9	9	N/A	92.7%	91.6%	91.4%
% of Patients satisfied with the time they had to wait for an appointment	9	9	N/A	88.3%	88.1%	87.7%

* This is based on patients treated on this contract for their most recent course of treatment. Figures in italics indicate the base number of FP17s or Patient Questionnaire responses are less than 100. N/A is shown where the base number of responses is less than 10 during the period. % is calculated as Quantity/Base number*100

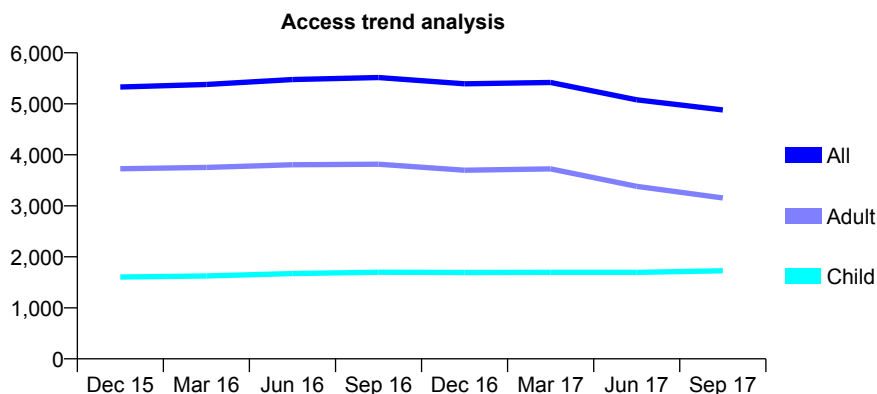
Q51 - Vital Signs At a Glance Contract Report for 114871/0001 - September 2017

Name or company name	Abbeydale Road Family Dental Centre
Contract type name	GDS Contract
Purpose of contract	General
Contract start date	01/04/2012
Contract end date	

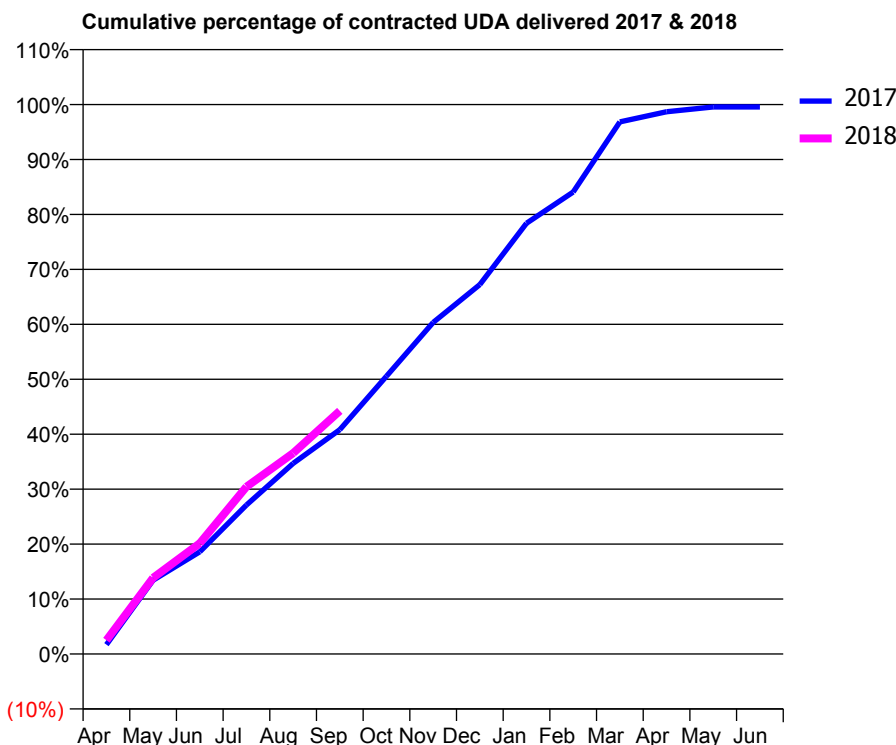
17/18 Contracted general activity (UDA)	13,643
Carry forward general activity (UDA)	0
17/18 Contracted orthodontic activity (UOA)	0
Carry forward orthodontic activity (UOA)	0
Baseline contract value	£361,976.16

ACCESS*

Patients seen in 24 months	Total	Change since previous quarter
Quarter ending September 2016	5,515	
Quarter ending December 2016	5,392	↓
Quarter ending March 2017	5,418	→
Quarter ending June 2017	5,079	↓
Quarter ending September 2017	4,881	↓
Variance since September 2016	(11.5%)	↓



ACTIVITY



Month	Adjusted Scheduled Activity (UDA)	
	2017	2018
April	235	344
May	1,832	1,891
June	2,537	2,750
July	3,701	4,152
August	4,732	4,986
September	5,570	6,036
October	6,898	
November	8,233	
December	9,171	
January	10,695	
February	11,469	
March	13,211	
April	13,463	
May	13,583	
June	13,583	

QUALITY

	Quantity	Base Number	Contract	AT	Region	England
% of FP17s for the same patient ID Re-attending within 3 months - Children	74	1,030	7.2%	9.7%	12.8%	11.9%
% of FP17s for the same patient ID Re-attending within 3 months - Adults	327	1,524	21.5%	14.4%	16.5%	15.9%
% of FP17s for the same patient ID Re-attending between 3 & 9 months - Children	526	1,030	51.1%	58.9%	59.7%	58.1%
% of FP17s for the same patient ID Re-attending between 3 & 9 months - Adults	637	1,524	41.8%	52.9%	53.0%	50.6%
% of FP17s for Band 1 Urgent Courses	189	2,365	8.0%	7.7%	9.2%	9.1%
% of FP17s Relating to Free Repair or Replacements	0	2,365	0.0%	1.1%	1.0%	0.8%
% of FP17s Relating to Continuations	88	2,365	3.7%	1.3%	1.2%	1.1%
% of Patients satisfied with the dentistry they have received	2	4	N/A	92.7%	91.6%	91.4%
% of Patients satisfied with the time they had to wait for an appointment	2	4	N/A	88.3%	88.1%	87.7%

* This is based on patients treated on this contract for their most recent course of treatment. Figures in italics indicate the base number of FP17s or Patient Questionnaire responses are less than 100. N/A is shown where the base number of responses is less than 10 during the period. % is calculated as Quantity/Base number*100

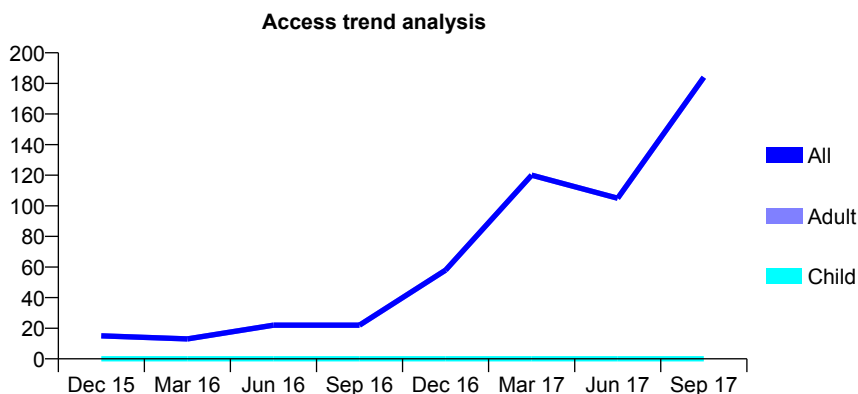
Q51 - Vital Signs At a Glance Contract Report for 115142/0001 - September 2017

Name or company name	Sheffield Teaching Hospital NHS FT
Contract type name	PDS Contract
Purpose of contract	General
Contract start date	01/05/2015
Contract end date	30/04/2020

17/18 Contracted general activity (UDA)	1,800
Carry forward general activity (UDA)	0
17/18 Contracted orthodontic activity (UOA)	0
Carry forward orthodontic activity (UOA)	0
Baseline contract value	£75,551.73

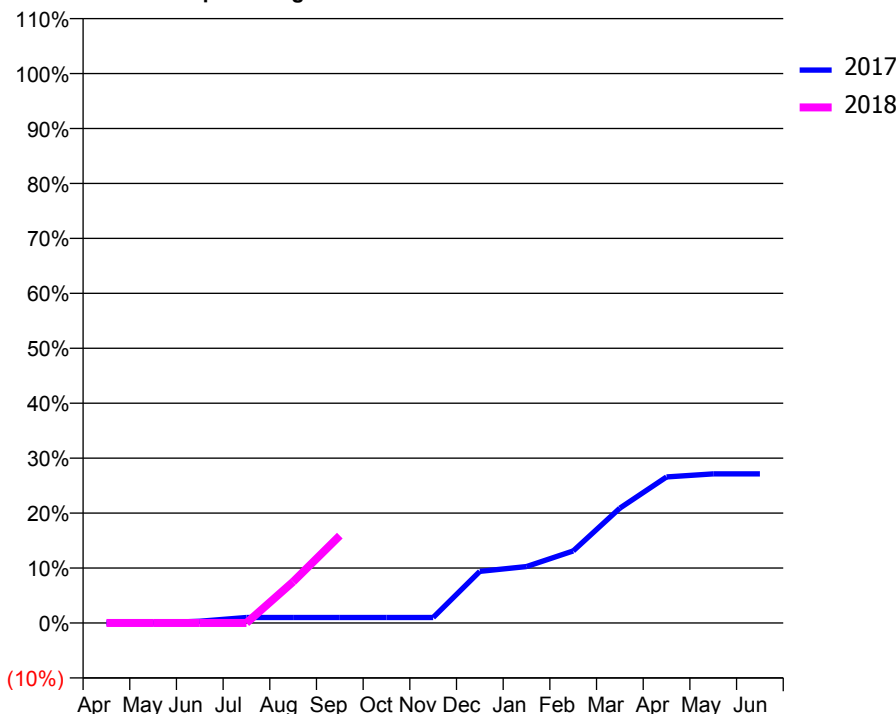
ACCESS*

Patients seen in 24 months	Total	Change since previous quarter
Quarter ending September 2016	22	
Quarter ending December 2016	58	↑
Quarter ending March 2017	120	↑
Quarter ending June 2017	105	↓
Quarter ending September 2017	184	↑
Variance since September 2016	736.4%	↑



ACTIVITY

Cumulative percentage of contracted UDA delivered 2017 & 2018



Adjusted Scheduled Activity (UDA)

Month	2017	2018
April	0	0
May	0	0
June	6	0
July	18	0
August	18	135
September	18	286
October	18	
November	18	
December	169	
January	185	
February	236	
March	376	
April	479	
May	489	
June	489	

QUALITY

	Quantity	Base Number	Contract	AT	Region	England
% of FP17s for the same patient ID Re-attending within 3 months - Children	0	0	N/A	9.7%	12.8%	11.9%
% of FP17s for the same patient ID Re-attending within 3 months - Adults	5	175	2.9%	14.4%	16.5%	15.9%
% of FP17s for the same patient ID Re-attending between 3 & 9 months - Children	0	0	N/A	58.9%	59.7%	58.1%
% of FP17s for the same patient ID Re-attending between 3 & 9 months - Adults	0	175	0.0%	52.9%	53.0%	50.6%
% of FP17s for Band 1 Urgent Courses	1	116	0.9%	7.7%	9.2%	9.1%
% of FP17s Relating to Free Repair or Replacements	0	116	0.0%	1.1%	1.0%	0.8%
% of FP17s Relating to Continuations	0	116	0.0%	1.3%	1.2%	1.1%
% of Patients satisfied with the dentistry they have received	0	0	N/A	92.7%	91.6%	91.4%
% of Patients satisfied with the time they had to wait for an appointment	0	0	N/A	88.3%	88.1%	87.7%

* This is based on patients treated on this contract for their most recent course of treatment. Figures in italics indicate the base number of FP17s or Patient Questionnaire responses are less than 100. N/A is shown where the base number of responses is less than 10 during the period. % is calculated as Quantity/Base number*100

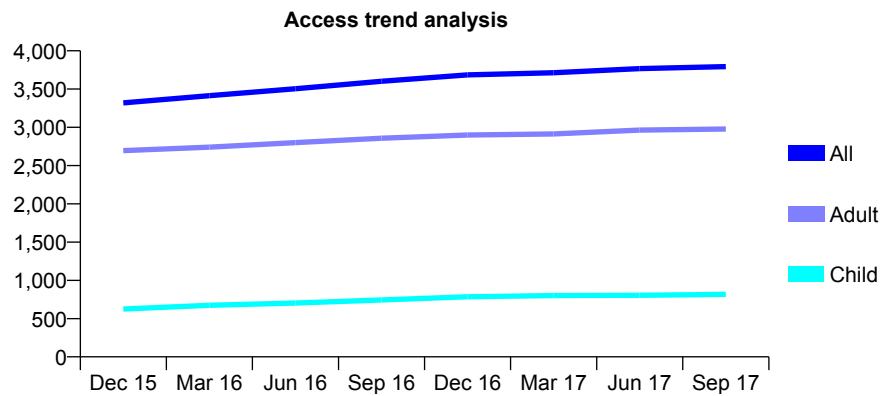
Q51 - Vital Signs At a Glance Contract Report for 116823/0001 - September 2017

Name or company name	Rayner and Horscroft
Contract type name	GDS Contract
Purpose of contract	General
Contract start date	27/01/2010
Contract end date	

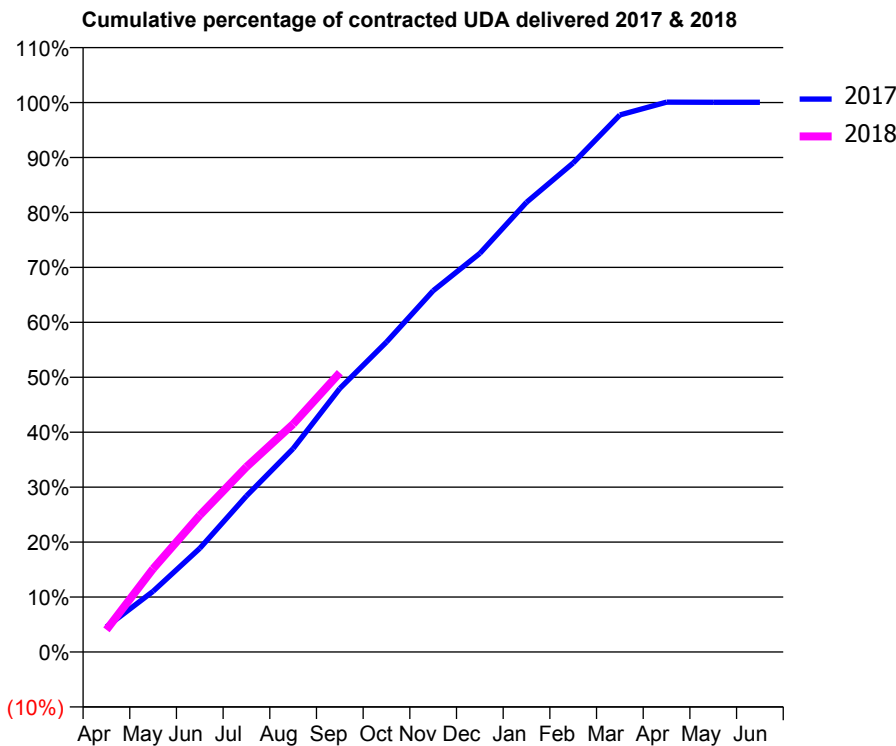
17/18 Contracted general activity (UDA)	10,751
Carry forward general activity (UDA)	0
17/18 Contracted orthodontic activity (UOA)	0
Carry forward orthodontic activity (UOA)	0
Baseline contract value	£344,147.84

ACCESS*

Patients seen in 24 months	Total	Change since previous quarter
Quarter ending September 2016	3,601	
Quarter ending December 2016	3,685	↑
Quarter ending March 2017	3,714	→
Quarter ending June 2017	3,768	→
Quarter ending September 2017	3,794	→
Variance since September 2016	5.4%	↑



ACTIVITY



Month	Adjusted Scheduled Activity (UDA)	
	2017	2018
April	491	435
May	1,189	1,628
June	2,029	2,676
July	3,055	3,622
August	3,979	4,461
September	5,157	5,465
October	6,063	
November	7,068	
December	7,798	
January	8,800	
February	9,569	
March	10,508	
April	10,757	
May	10,756	
June	10,756	

QUALITY

	Quantity	Base Number	Contract	AT	Region	England
% of FP17s for the same patient ID Re-attending within 3 months - Children	139	791	17.6%	9.7%	12.8%	11.9%
% of FP17s for the same patient ID Re-attending within 3 months - Adults	322	2,742	11.7%	14.4%	16.5%	15.9%
% of FP17s for the same patient ID Re-attending between 3 & 9 months - Children	526	791	66.5%	58.9%	59.7%	58.1%
% of FP17s for the same patient ID Re-attending between 3 & 9 months - Adults	2,062	2,742	75.2%	52.9%	53.0%	50.6%
% of FP17s for Band 1 Urgent Courses	85	3,376	2.5%	7.7%	9.2%	9.1%
% of FP17s Relating to Free Repair or Replacements	11	3,376	0.3%	1.1%	1.0%	0.8%
% of FP17s Relating to Continuations	37	3,376	1.1%	1.3%	1.2%	1.1%
% of Patients satisfied with the dentistry they have received	9	10	90.0%	92.7%	91.6%	91.4%
% of Patients satisfied with the time they had to wait for an appointment	9	10	90.0%	88.3%	88.1%	87.7%

* This is based on patients treated on this contract for their most recent course of treatment. Figures in italics indicate the base number of FP17s or Patient Questionnaire responses are less than 100. N/A is shown where the base number of responses is less than 10 during the period. % is calculated as Quantity/Base number*100

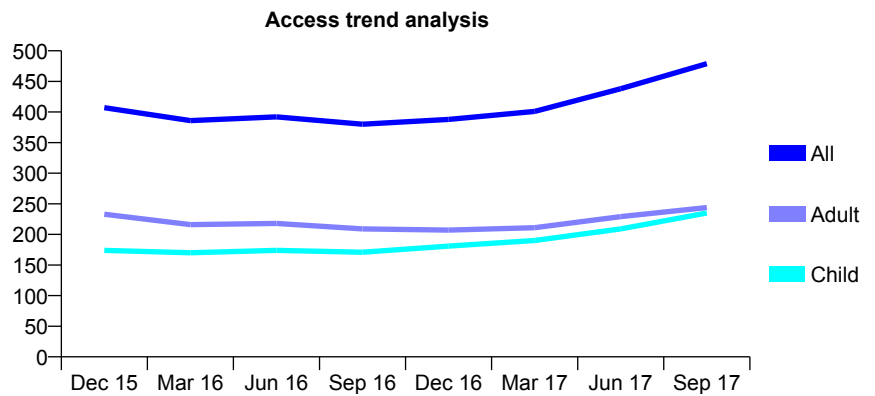
Q51 - Vital Signs At a Glance Contract Report for 117641/0001 - September 2017

Name or company name	Bealby & Jones
Contract type name	GDS Contract
Purpose of contract	General
Contract start date	01/04/2006
Contract end date	

17/18 Contracted general activity (UDA)	1,207
Carry forward general activity (UDA)	0
17/18 Contracted orthodontic activity (UOA)	0
Carry forward orthodontic activity (UOA)	0
Baseline contract value	£38,430.14

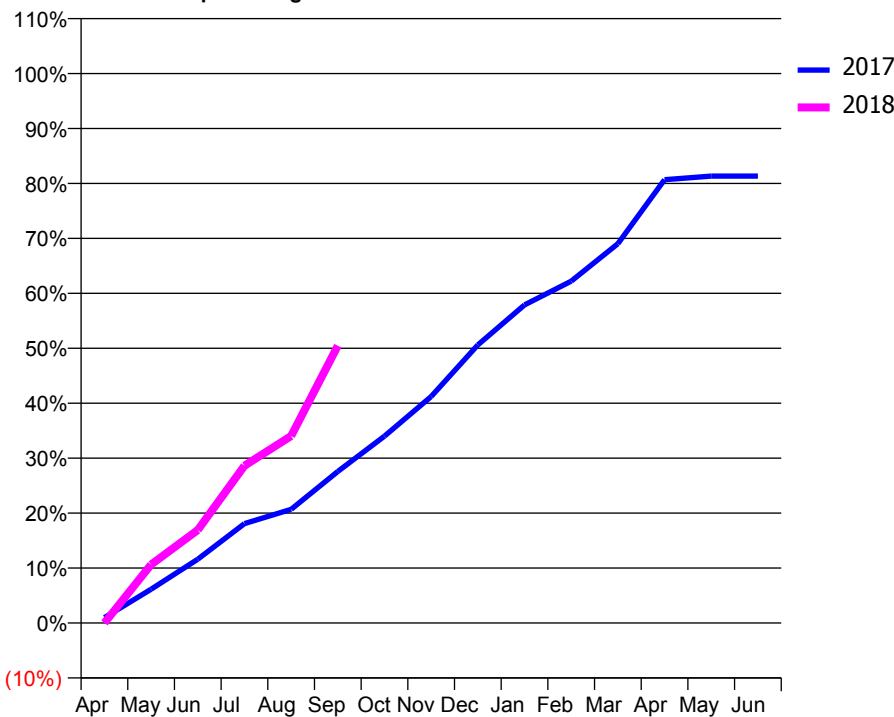
ACCESS*

Patients seen in 24 months	Total	Change since previous quarter
Quarter ending September 2016	380	
Quarter ending December 2016	388	↑
Quarter ending March 2017	401	↑
Quarter ending June 2017	438	↑
Quarter ending September 2017	479	↑
Variance since September 2016	26.1%	↑



ACTIVITY

Cumulative percentage of contracted UDA delivered 2017 & 2018



Month	Adjusted Scheduled Activity (UDA)	
	2017	2018
April	12	0
May	74	128
June	140	204
July	218	346
August	250	411
September	333	609
October	410	
November	498	
December	611	
January	699	
February	751	
March	833	
April	974	
May	982	
June	982	

QUALITY

	Quantity	Base Number	Contract	AT	Region	England
% of FP17s for the same patient ID Re-attending within 3 months - Children	13	208	6.3%	9.7%	12.8%	11.9%
% of FP17s for the same patient ID Re-attending within 3 months - Adults	14	187	7.5%	14.4%	16.5%	15.9%
% of FP17s for the same patient ID Re-attending between 3 & 9 months - Children	97	208	46.6%	58.9%	59.7%	58.1%
% of FP17s for the same patient ID Re-attending between 3 & 9 months - Adults	82	187	43.9%	52.9%	53.0%	50.6%
% of FP17s for Band 1 Urgent Courses	25	321	7.8%	7.7%	9.2%	9.1%
% of FP17s Relating to Free Repair or Replacements	0	321	0.0%	1.1%	1.0%	0.8%
% of FP17s Relating to Continuations	0	321	0.0%	1.3%	1.2%	1.1%
% of Patients satisfied with the dentistry they have received	3	3	N/A	92.7%	91.6%	91.4%
% of Patients satisfied with the time they had to wait for an appointment	3	3	N/A	88.3%	88.1%	87.7%

* This is based on patients treated on this contract for their most recent course of treatment. Figures in italics indicate the base number of FP17s or Patient Questionnaire responses are less than 100. N/A is shown where the base number of responses is less than 10 during the period. % is calculated as Quantity/Base number*100

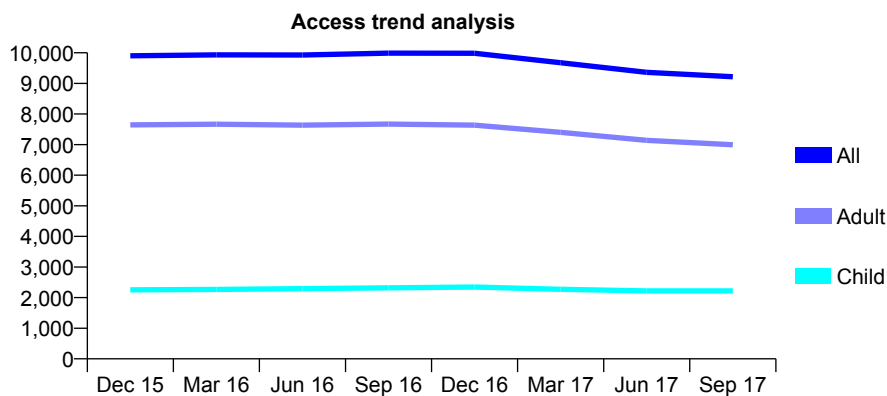
Q51 - Vital Signs At a Glance Contract Report for 118060/0005 - September 2017

Name or company name	Genix Healthcare Ltd
Contract type name	GDS Contract
Purpose of contract	General
Contract start date	01/11/2006
Contract end date	

17/18 Contracted general activity (UDA)	28,148
Carry forward general activity (UDA)	0
17/18 Contracted orthodontic activity (UOA)	0
Carry forward orthodontic activity (UOA)	0
Baseline contract value	£734,677.10

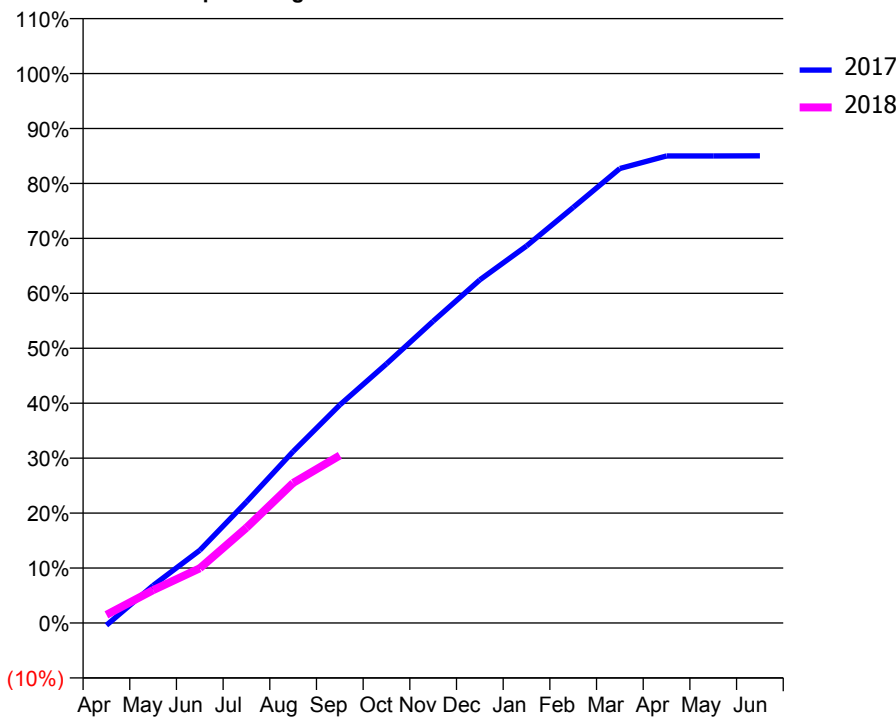
ACCESS*

Patients seen in 24 months	Total	Change since previous quarter
Quarter ending September 2016	9,988	
Quarter ending December 2016	9,985	→
Quarter ending March 2017	9,675	↓
Quarter ending June 2017	9,361	↓
Quarter ending September 2017	9,218	↓
Variance since September 2016	(7.7%)	↓



ACTIVITY

Cumulative percentage of contracted UDA delivered 2017 & 2018



Adjusted Scheduled Activity (UDA)

Month	2017	2018
April	-123	422
May	1,923	1,680
June	3,723	2,806
July	6,204	4,883
August	8,787	7,178
September	11,171	8,581
October	13,273	
November	15,463	
December	17,576	
January	19,313	
February	21,289	
March	23,280	
April	23,921	
May	23,926	
June	23,929	

QUALITY

	Quantity	Base Number	Contract	AT	Region	England
% of FP17s for the same patient ID Re-attending within 3 months - Children	128	1,616	7.9%	9.7%	12.8%	11.9%
% of FP17s for the same patient ID Re-attending within 3 months - Adults	488	4,334	11.3%	14.4%	16.5%	15.9%
% of FP17s for the same patient ID Re-attending between 3 & 9 months - Children	1,058	1,616	65.5%	58.9%	59.7%	58.1%
% of FP17s for the same patient ID Re-attending between 3 & 9 months - Adults	2,588	4,334	59.7%	52.9%	53.0%	50.6%
% of FP17s for Band 1 Urgent Courses	492	5,563	8.8%	7.7%	9.2%	9.1%
% of FP17s Relating to Free Repair or Replacements	42	5,563	0.8%	1.1%	1.0%	0.8%
% of FP17s Relating to Continuations	23	5,563	0.4%	1.3%	1.2%	1.1%
% of Patients satisfied with the dentistry they have received	27	30	90.0%	92.7%	91.6%	91.4%
% of Patients satisfied with the time they had to wait for an appointment	25	30	83.3%	88.3%	88.1%	87.7%

* This is based on patients treated on this contract for their most recent course of treatment. Figures in italics indicate the base number of FP17s or Patient Questionnaire responses are less than 100. N/A is shown where the base number of responses is less than 10 during the period. % is calculated as Quantity/Base number*100

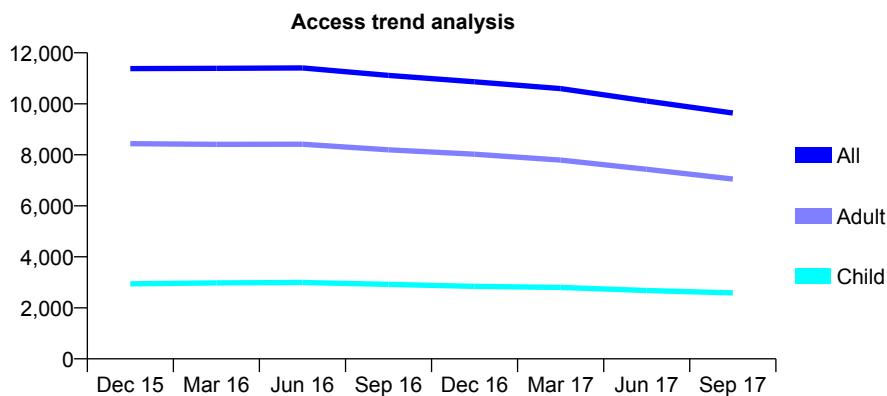
Q51 - Vital Signs At a Glance Contract Report for 118060/0007 - September 2017

Name or company name	Genix Healthcare Ltd
Contract type name	GDS Contract
Purpose of contract	General
Contract start date	01/01/2007
Contract end date	

17/18 Contracted general activity (UDA)	31,865
Carry forward general activity (UDA)	0
17/18 Contracted orthodontic activity (UOA)	0
Carry forward orthodontic activity (UOA)	0
Baseline contract value	£911,993.98

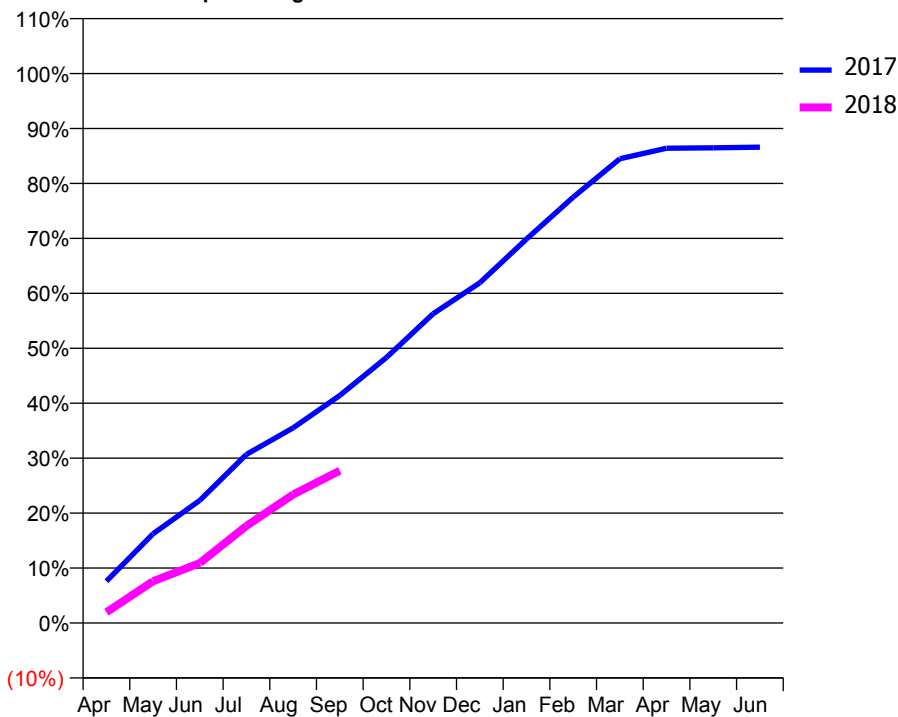
ACCESS*

Patients seen in 24 months	Total	Change since previous quarter
Quarter ending September 2016	11,116	
Quarter ending December 2016	10,864	↓
Quarter ending March 2017	10,596	↓
Quarter ending June 2017	10,112	↓
Quarter ending September 2017	9,638	↓
Variance since September 2016	(13.3%)	↓



ACTIVITY

Cumulative percentage of contracted UDA delivered 2017 & 2018



Month	Adjusted Scheduled Activity (UDA)	
	2017	2018
April	2,421	624
May	5,177	2,421
June	7,110	3,478
July	9,778	5,637
August	11,313	7,449
September	13,194	8,833
October	15,397	
November	17,939	
December	19,731	
January	22,270	
February	24,694	
March	26,917	
April	27,530	
May	27,553	
June	27,590	

QUALITY

	Quantity	Base Number	Contract	AT	Region	England
% of FP17s for the same patient ID Re-attending within 3 months - Children	76	1,294	5.9%	9.7%	12.8%	11.9%
% of FP17s for the same patient ID Re-attending within 3 months - Adults	374	3,375	11.1%	14.4%	16.5%	15.9%
% of FP17s for the same patient ID Re-attending between 3 & 9 months - Children	658	1,294	50.9%	58.9%	59.7%	58.1%
% of FP17s for the same patient ID Re-attending between 3 & 9 months - Adults	1,724	3,375	51.1%	52.9%	53.0%	50.6%
% of FP17s for Band 1 Urgent Courses	199	4,361	4.6%	7.7%	9.2%	9.1%
% of FP17s Relating to Free Repair or Replacements	36	4,361	0.8%	1.1%	1.0%	0.8%
% of FP17s Relating to Continuations	20	4,361	0.5%	1.3%	1.2%	1.1%
% of Patients satisfied with the dentistry they have received	7	8	N/A	92.7%	91.6%	91.4%
% of Patients satisfied with the time they had to wait for an appointment	6	8	N/A	88.3%	88.1%	87.7%

* This is based on patients treated on this contract for their most recent course of treatment. Figures in italics indicate the base number of FP17s or Patient Questionnaire responses are less than 100. N/A is shown where the base number of responses is less than 10 during the period. % is calculated as Quantity/Base number*100

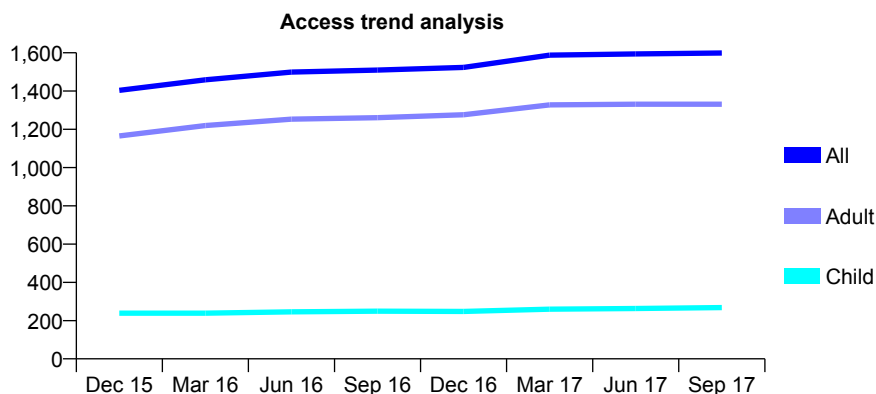
Q51 - Vital Signs At a Glance Contract Report for 118060/0011 - September 2017

Name or company name	Genix Healthcare Ltd
Contract type name	GDS Contract
Purpose of contract	General
Contract start date	01/04/2007
Contract end date	

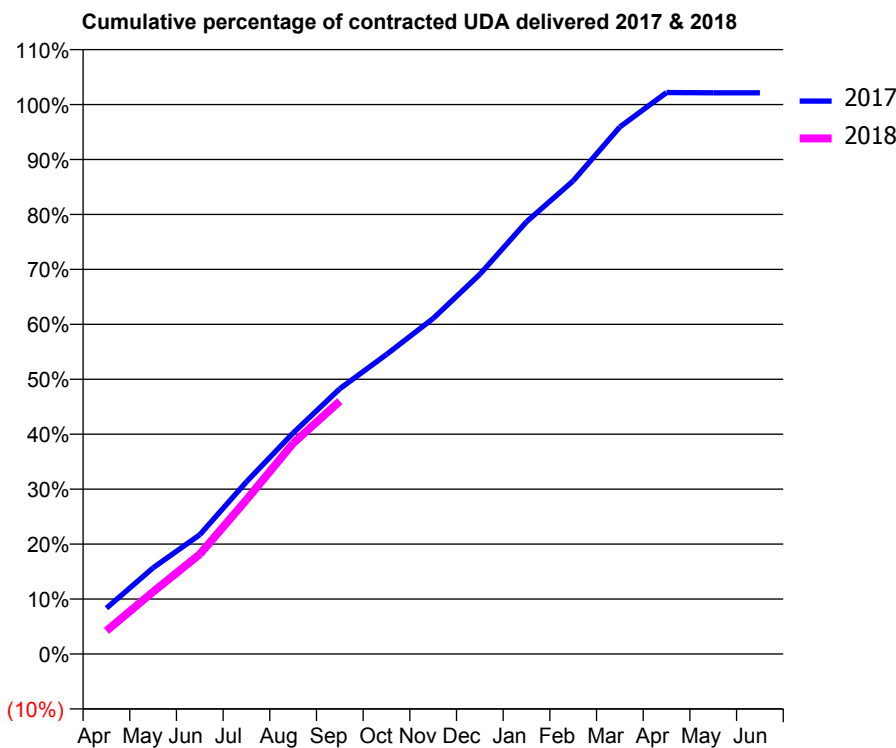
17/18 Contracted general activity (UDA)	4,381
Carry forward general activity (UDA)	0
17/18 Contracted orthodontic activity (UOA)	0
Carry forward orthodontic activity (UOA)	0
Baseline contract value	£125,387.01

ACCESS*

Patients seen in 24 months	Total	Change since previous quarter
Quarter ending September 2016	1,510	
Quarter ending December 2016	1,524	→
Quarter ending March 2017	1,588	↑
Quarter ending June 2017	1,594	→
Quarter ending September 2017	1,599	→
Variance since September 2016	5.9%	↑



ACTIVITY



Month	Adjusted Scheduled Activity (UDA)	
	2017	2018
April	366	185
May	688	496
June	951	796
July	1,373	1,229
August	1,762	1,680
September	2,115	2,016
October	2,388	
November	2,676	
December	3,027	
January	3,446	
February	3,772	
March	4,202	
April	4,476	
May	4,474	
June	4,474	

QUALITY

	Quantity	Base Number	Contract	AT	Region	England
% of FP17s for the same patient ID Re-attending within 3 months - Children	20	264	7.6%	9.7%	12.8%	11.9%
% of FP17s for the same patient ID Re-attending within 3 months - Adults	116	991	11.7%	14.4%	16.5%	15.9%
% of FP17s for the same patient ID Re-attending between 3 & 9 months - Children	186	264	70.5%	58.9%	59.7%	58.1%
% of FP17s for the same patient ID Re-attending between 3 & 9 months - Adults	592	991	59.7%	52.9%	53.0%	50.6%
% of FP17s for Band 1 Urgent Courses	75	1,148	6.5%	7.7%	9.2%	9.1%
% of FP17s Relating to Free Repair or Replacements	2	1,148	0.2%	1.1%	1.0%	0.8%
% of FP17s Relating to Continuations	8	1,148	0.7%	1.3%	1.2%	1.1%
% of Patients satisfied with the dentistry they have received	3	3	N/A	92.7%	91.6%	91.4%
% of Patients satisfied with the time they had to wait for an appointment	3	3	N/A	88.3%	88.1%	87.7%

* This is based on patients treated on this contract for their most recent course of treatment. Figures in italics indicate the base number of FP17s or Patient Questionnaire responses are less than 100. N/A is shown where the base number of responses is less than 10 during the period. % is calculated as Quantity/Base number*100

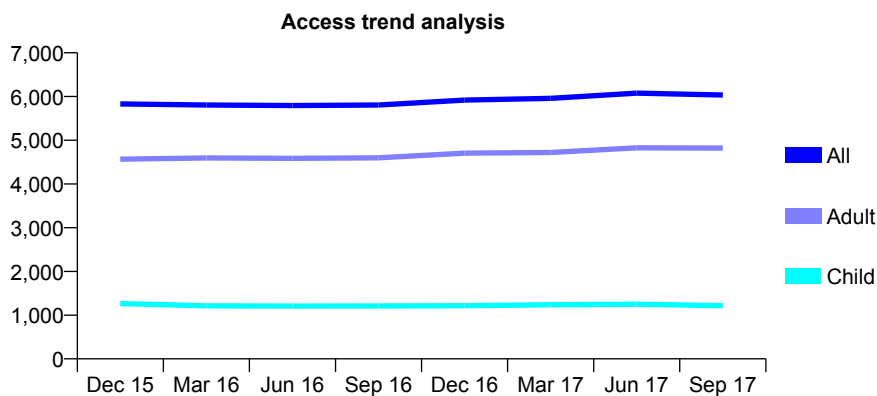
Q51 - Vital Signs At a Glance Contract Report for 118060/0013 - September 2017

Name or company name	Genix Healthcare Ltd
Contract type name	Pilot Contract
Purpose of contract	General
Contract start date	01/05/2007
Contract end date	

17/18 Contracted general activity (UDA)	25,767
Carry forward general activity (UDA)	0
17/18 Contracted orthodontic activity (UOA)	0
Carry forward orthodontic activity (UOA)	0
Baseline contract value	£878,456.71

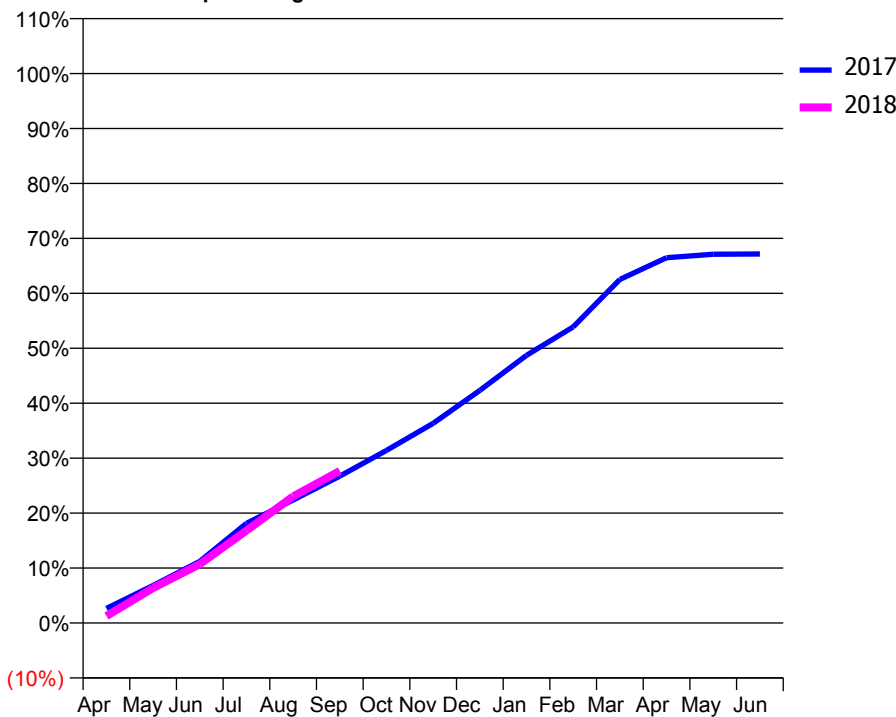
ACCESS*

Patients seen in 24 months	Total	Change since previous quarter
Quarter ending September 2016	5,805	
Quarter ending December 2016	5,920	→
Quarter ending March 2017	5,958	→
Quarter ending June 2017	6,077	→
Quarter ending September 2017	6,036	→
Variance since September 2016	4.0%	↑



ACTIVITY

Cumulative percentage of contracted UDA delivered 2017 & 2018



Month	Adjusted Scheduled Activity (UDA)	
	2017	2018
April	686	329
May	1,758	1,639
June	2,889	2,761
July	4,673	4,333
August	5,767	5,934
September	6,888	7,132
October	8,093	
November	9,365	
December	10,910	
January	12,554	
February	13,883	
March	16,108	
April	17,129	
May	17,290	
June	17,305	

QUALITY

	Quantity	Base Number	Contract	AT	Region	England
% of FP17s for the same patient ID Re-attending within 3 months - Children	84	882	9.5%	9.7%	12.8%	11.9%
% of FP17s for the same patient ID Re-attending within 3 months - Adults	328	2,853	11.5%	14.4%	16.5%	15.9%
% of FP17s for the same patient ID Re-attending between 3 & 9 months - Children	510	882	57.8%	58.9%	59.7%	58.1%
% of FP17s for the same patient ID Re-attending between 3 & 9 months - Adults	1,186	2,853	41.6%	52.9%	53.0%	50.6%
% of FP17s for Band 1 Urgent Courses	424	3,319	12.8%	7.7%	9.2%	9.1%
% of FP17s Relating to Free Repair or Replacements	23	3,319	0.7%	1.1%	1.0%	0.8%
% of FP17s Relating to Continuations	14	3,319	0.4%	1.3%	1.2%	1.1%
% of Patients satisfied with the dentistry they have received	12	14	85.7%	92.7%	91.6%	91.4%
% of Patients satisfied with the time they had to wait for an appointment	11	14	78.6%	88.3%	88.1%	87.7%

* This is based on patients treated on this contract for their most recent course of treatment. Figures in italics indicate the base number of FP17s or Patient Questionnaire responses are less than 100. N/A is shown where the base number of responses is less than 10 during the period. % is calculated as Quantity/Base number*100

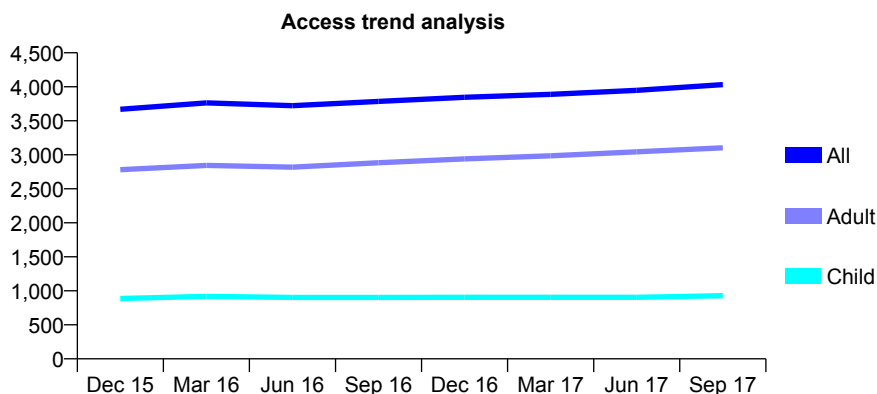
Q51 - Vital Signs At a Glance Contract Report for 119008/0001 - September 2017

Name or company name	765 Dental Care
Contract type name	GDS Contract
Purpose of contract	General
Contract start date	01/04/2014
Contract end date	

17/18 Contracted general activity (UDA)	11,430
Carry forward general activity (UDA)	0
17/18 Contracted orthodontic activity (UOA)	0
Carry forward orthodontic activity (UOA)	0
Baseline contract value	£346,754.17

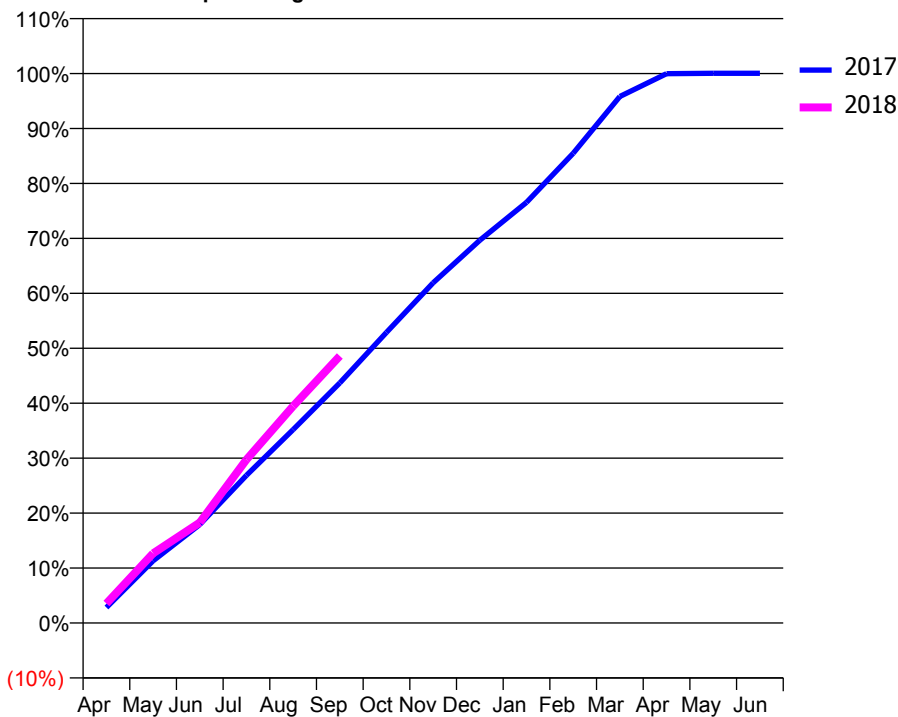
ACCESS*

Patients seen in 24 months	Total	Change since previous quarter
Quarter ending September 2016	3,786	
Quarter ending December 2016	3,846	→
Quarter ending March 2017	3,890	→
Quarter ending June 2017	3,948	→
Quarter ending September 2017	4,032	↑
Variance since September 2016	6.5%	↑



ACTIVITY

Cumulative percentage of contracted UDA delivered 2017 & 2018



Month	Adjusted Scheduled Activity (UDA)	
	2017	2018
April	323	406
May	1,293	1,449
June	2,049	2,090
July	3,071	3,400
August	4,024	4,512
September	4,994	5,553
October	6,045	
November	7,076	
December	7,961	
January	8,749	
February	9,770	
March	10,952	
April	11,425	
May	11,435	
June	11,435	

QUALITY

	Quantity	Base Number	Contract	AT	Region	England
% of FP17s for the same patient ID Re-attending within 3 months - Children	49	764	6.4%	9.7%	12.8%	11.9%
% of FP17s for the same patient ID Re-attending within 3 months - Adults	323	2,497	12.9%	14.4%	16.5%	15.9%
% of FP17s for the same patient ID Re-attending between 3 & 9 months - Children	519	764	67.9%	58.9%	59.7%	58.1%
% of FP17s for the same patient ID Re-attending between 3 & 9 months - Adults	1,621	2,497	64.9%	52.9%	53.0%	50.6%
% of FP17s for Band 1 Urgent Courses	165	3,031	5.4%	7.7%	9.2%	9.1%
% of FP17s Relating to Free Repair or Replacements	24	3,031	0.8%	1.1%	1.0%	0.8%
% of FP17s Relating to Continuations	33	3,031	1.1%	1.3%	1.2%	1.1%
% of Patients satisfied with the dentistry they have received	3	3	N/A	92.7%	91.6%	91.4%
% of Patients satisfied with the time they had to wait for an appointment	3	3	N/A	88.3%	88.1%	87.7%

* This is based on patients treated on this contract for their most recent course of treatment. Figures in italics indicate the base number of FP17s or Patient Questionnaire responses are less than 100. N/A is shown where the base number of responses is less than 10 during the period. % is calculated as Quantity/Base number*100

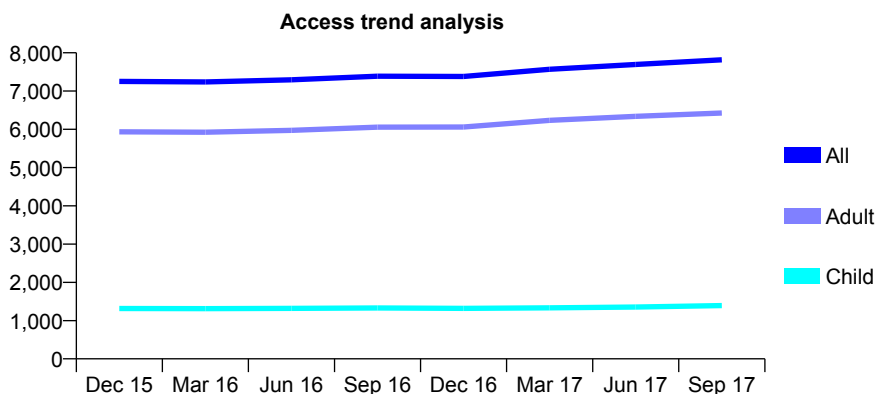
Q51 - Vital Signs At a Glance Contract Report for 120324/0001 - September 2017

Name or company name	HUGHES-DOCHERTY & BASMA SABER
Contract type name	GDS Contract
Purpose of contract	General
Contract start date	01/04/2006
Contract end date	

17/18 Contracted general activity (UDA)	21,825
Carry forward general activity (UDA)	0
17/18 Contracted orthodontic activity (UOA)	0
Carry forward orthodontic activity (UOA)	0
Baseline contract value	£698,043.72

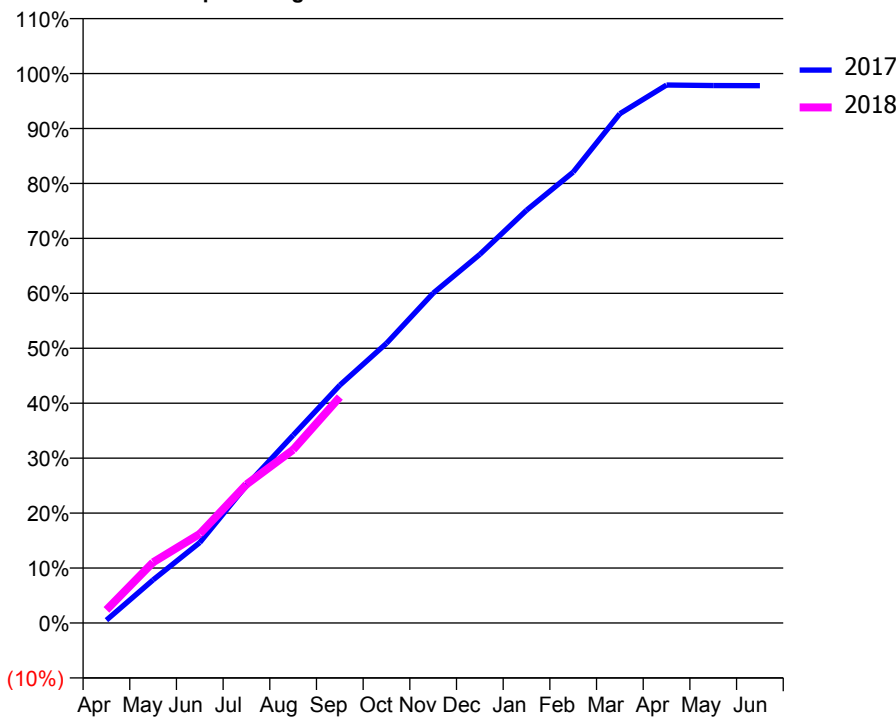
ACCESS*

Patients seen in 24 months	Total	Change since previous quarter
Quarter ending September 2016	7,388	
Quarter ending December 2016	7,381	→
Quarter ending March 2017	7,568	↑
Quarter ending June 2017	7,695	→
Quarter ending September 2017	7,818	→
Variance since September 2016	5.8%	↑



ACTIVITY

Cumulative percentage of contracted UDA delivered 2017 & 2018



Month	Adjusted Scheduled Activity (UDA)	
	2017	2018
April	116	519
May	1,715	2,412
June	3,196	3,539
July	5,466	5,504
August	7,458	6,885
September	9,446	8,977
October	11,111	
November	13,099	
December	14,641	
January	16,394	
February	17,910	
March	20,228	
April	21,366	
May	21,345	
June	21,343	

QUALITY

	Quantity	Base Number	Contract	AT	Region	England
% of FP17s for the same patient ID Re-attending within 3 months - Children	73	1,248	5.8%	9.7%	12.8%	11.9%
% of FP17s for the same patient ID Re-attending within 3 months - Adults	782	5,275	14.8%	14.4%	16.5%	15.9%
% of FP17s for the same patient ID Re-attending between 3 & 9 months - Children	883	1,248	70.8%	58.9%	59.7%	58.1%
% of FP17s for the same patient ID Re-attending between 3 & 9 months - Adults	3,158	5,275	59.9%	52.9%	53.0%	50.6%
% of FP17s for Band 1 Urgent Courses	170	5,053	3.4%	7.7%	9.2%	9.1%
% of FP17s Relating to Free Repair or Replacements	93	5,053	1.8%	1.1%	1.0%	0.8%
% of FP17s Relating to Continuations	46	5,053	0.9%	1.3%	1.2%	1.1%
% of Patients satisfied with the dentistry they have received	15	15	100.0%	92.7%	91.6%	91.4%
% of Patients satisfied with the time they had to wait for an appointment	15	15	100.0%	88.3%	88.1%	87.7%

* This is based on patients treated on this contract for their most recent course of treatment. Figures in italics indicate the base number of FP17s or Patient Questionnaire responses are less than 100. N/A is shown where the base number of responses is less than 10 during the period. % is calculated as Quantity/Base number*100

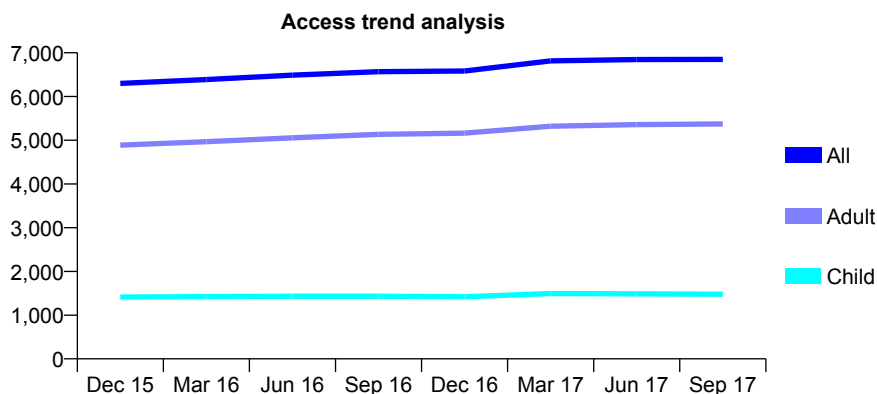
Q51 - Vital Signs At a Glance Contract Report for 122270/0001 - September 2017

Name or company name	Birley Moor Dental Practice Partnership
Contract type name	GDS Contract
Purpose of contract	General
Contract start date	31/03/2012
Contract end date	

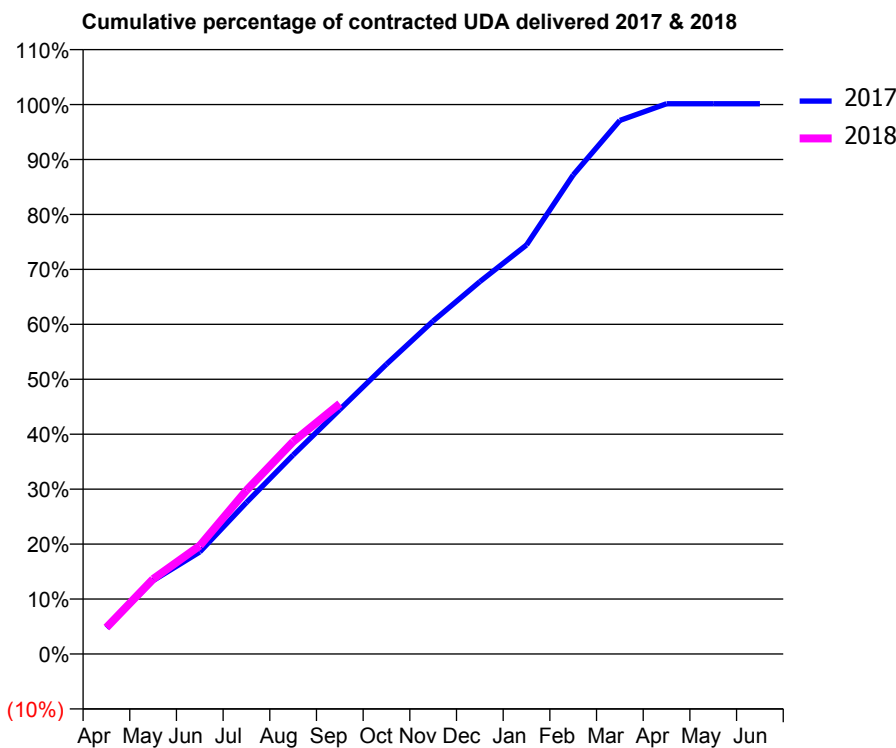
17/18 Contracted general activity (UDA)	19,200
Carry forward general activity (UDA)	0
17/18 Contracted orthodontic activity (UOA)	0
Carry forward orthodontic activity (UOA)	0
Baseline contract value	£515,299.48

ACCESS*

Patients seen in 24 months	Total	Change since previous quarter
Quarter ending September 2016	6,567	
Quarter ending December 2016	6,584	→
Quarter ending March 2017	6,815	↑
Quarter ending June 2017	6,847	→
Quarter ending September 2017	6,849	→
Variance since September 2016	4.3%	↑



ACTIVITY



Month	Adjusted Scheduled Activity (UDA)	
	2017	2018
April	915	926
May	2,566	2,619
June	3,565	3,784
July	5,295	5,719
August	6,956	7,418
September	8,541	8,746
October	10,128	
November	11,634	
December	13,010	
January	14,291	
February	16,738	
March	18,642	
April	19,226	
May	19,226	
June	19,226	

QUALITY

	Quantity	Base Number	Contract	AT	Region	England
% of FP17s for the same patient ID Re-attending within 3 months - Children	80	1,210	6.6%	9.7%	12.8%	11.9%
% of FP17s for the same patient ID Re-attending within 3 months - Adults	515	4,246	12.1%	14.4%	16.5%	15.9%
% of FP17s for the same patient ID Re-attending between 3 & 9 months - Children	940	1,210	77.7%	58.9%	59.7%	58.1%
% of FP17s for the same patient ID Re-attending between 3 & 9 months - Adults	2,815	4,246	66.3%	52.9%	53.0%	50.6%
% of FP17s for Band 1 Urgent Courses	320	5,122	6.2%	7.7%	9.2%	9.1%
% of FP17s Relating to Free Repair or Replacements	22	5,122	0.4%	1.1%	1.0%	0.8%
% of FP17s Relating to Continuations	69	5,122	1.3%	1.3%	1.2%	1.1%
% of Patients satisfied with the dentistry they have received	8	9	N/A	92.7%	91.6%	91.4%
% of Patients satisfied with the time they had to wait for an appointment	8	9	N/A	88.3%	88.1%	87.7%

* This is based on patients treated on this contract for their most recent course of treatment. Figures in italics indicate the base number of FP17s or Patient Questionnaire responses are less than 100. N/A is shown where the base number of responses is less than 10 during the period. % is calculated as Quantity/Base number*100

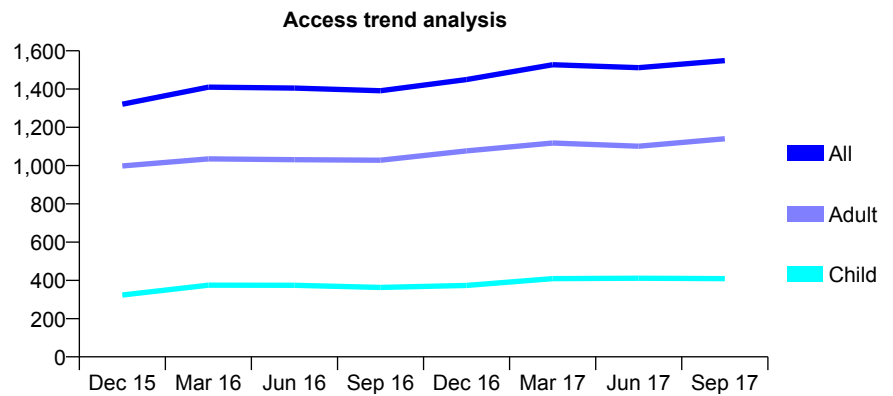
Q51 - Vital Signs At a Glance Contract Report for 122491/0001 - September 2017

Name or company name	Norfolk Park Family Dental Centre
Contract type name	GDS Contract
Purpose of contract	General
Contract start date	01/04/2012
Contract end date	

17/18 Contracted general activity (UDA)	4,621
Carry forward general activity (UDA)	0
17/18 Contracted orthodontic activity (UOA)	0
Carry forward orthodontic activity (UOA)	0
Baseline contract value	£104,486.55

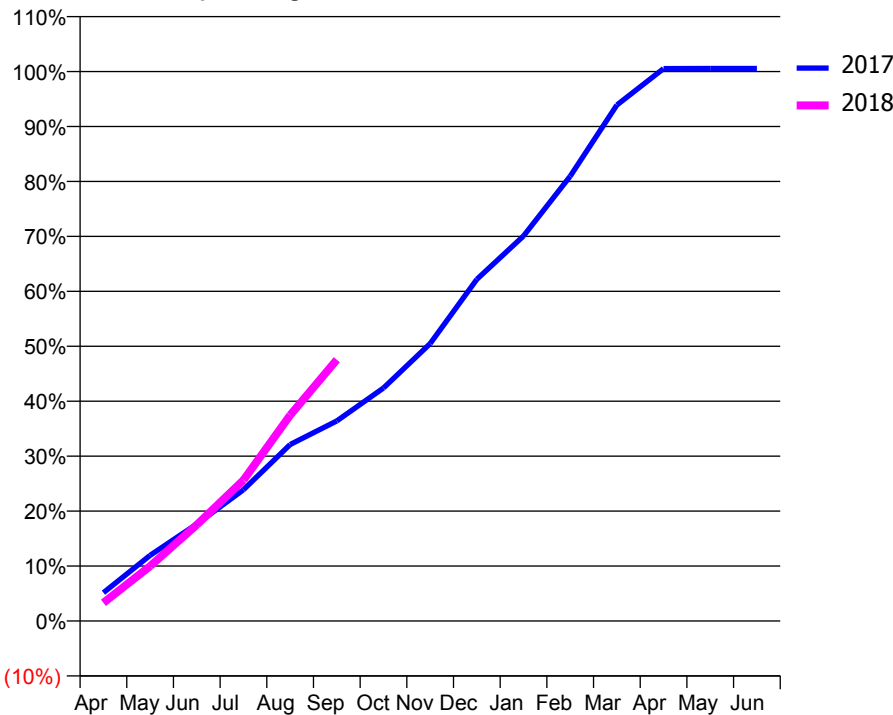
ACCESS*

Patients seen in 24 months	Total	Change since previous quarter
Quarter ending September 2016	1,391	
Quarter ending December 2016	1,450	↑
Quarter ending March 2017	1,527	↑
Quarter ending June 2017	1,512	→
Quarter ending September 2017	1,549	↑
Variance since September 2016	11.4%	↑



ACTIVITY

Cumulative percentage of contracted UDA delivered 2017 & 2018



Month	Adjusted Scheduled Activity (UDA)	
	2017	2018
April	238	153
May	552	462
June	816	809
July	1,104	1,184
August	1,484	1,731
September	1,683	2,197
October	1,960	
November	2,333	
December	2,873	
January	3,238	
February	3,741	
March	4,339	
April	4,645	
May	4,646	
June	4,646	

QUALITY

	Quantity	Base Number	Contract	AT	Region	England
% of FP17s for the same patient ID Re-attending within 3 months - Children	27	269	10.0%	9.7%	12.8%	11.9%
% of FP17s for the same patient ID Re-attending within 3 months - Adults	54	596	9.1%	14.4%	16.5%	15.9%
% of FP17s for the same patient ID Re-attending between 3 & 9 months - Children	92	269	34.2%	58.9%	59.7%	58.1%
% of FP17s for the same patient ID Re-attending between 3 & 9 months - Adults	209	596	35.1%	52.9%	53.0%	50.6%
% of FP17s for Band 1 Urgent Courses	59	753	7.8%	7.7%	9.2%	9.1%
% of FP17s Relating to Free Repair or Replacements	6	753	0.8%	1.1%	1.0%	0.8%
% of FP17s Relating to Continuations	5	753	0.7%	1.3%	1.2%	1.1%
% of Patients satisfied with the dentistry they have received	1	1	N/A	92.7%	91.6%	91.4%
% of Patients satisfied with the time they had to wait for an appointment	0	1	N/A	88.3%	88.1%	87.7%

* This is based on patients treated on this contract for their most recent course of treatment. Figures in italics indicate the base number of FP17s or Patient Questionnaire responses are less than 100. N/A is shown where the base number of responses is less than 10 during the period. % is calculated as Quantity/Base number*100

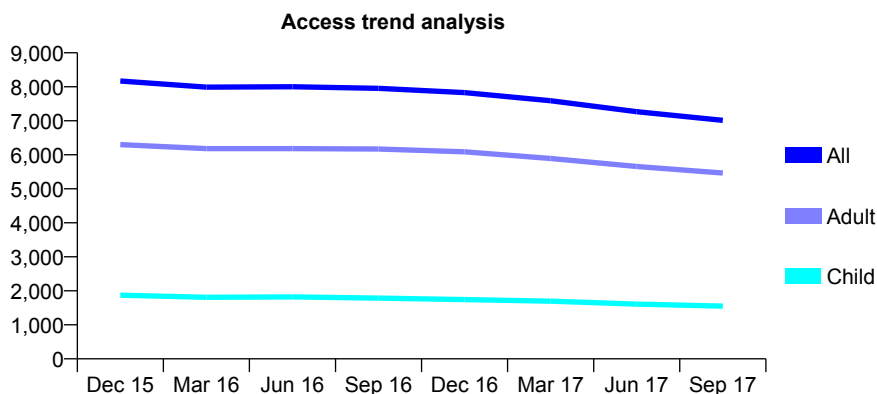
Q51 - Vital Signs At a Glance Contract Report for 125679/0001 - September 2017

Name or company name	Carcroft Dental Practice
Contract type name	GDS Contract
Purpose of contract	General
Contract start date	01/01/2012
Contract end date	

17/18 Contracted general activity (UDA)	21,566
Carry forward general activity (UDA)	0
17/18 Contracted orthodontic activity (UOA)	0
Carry forward orthodontic activity (UOA)	0
Baseline contract value	£617,231.46

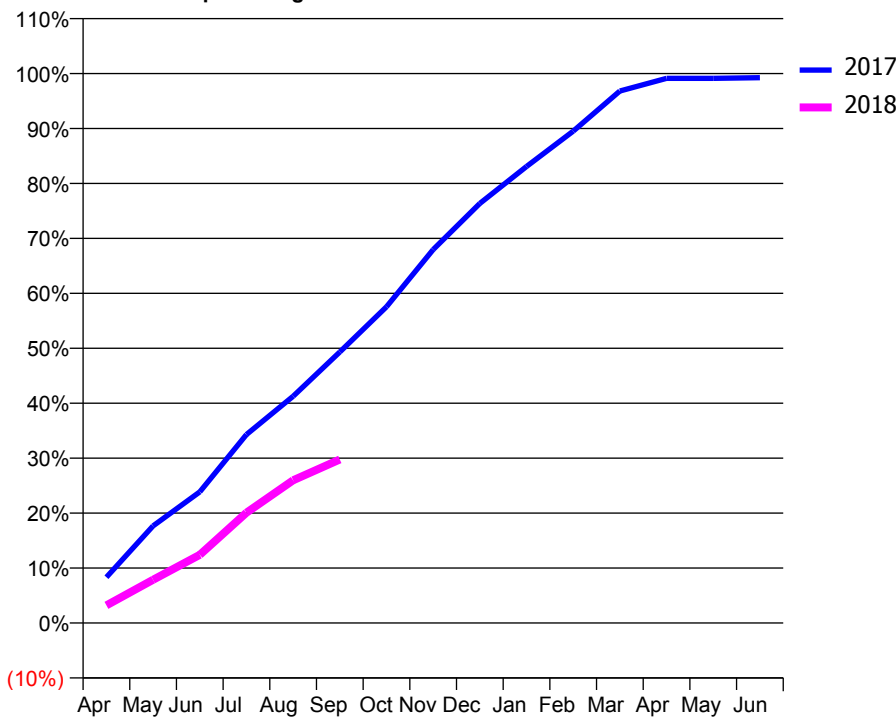
ACCESS*

Patients seen in 24 months	Total	Change since previous quarter
Quarter ending September 2016	7,956	
Quarter ending December 2016	7,829	↓
Quarter ending March 2017	7,589	↓
Quarter ending June 2017	7,267	↓
Quarter ending September 2017	7,013	↓
Variance since September 2016	(11.9%)	↓



ACTIVITY

Cumulative percentage of contracted UDA delivered 2017 & 2018



Month	Adjusted Scheduled Activity (UDA)	
	2017	2018
April	1,800	692
May	3,814	1,697
June	5,148	2,676
July	7,398	4,331
August	8,897	5,601
September	10,638	6,417
October	12,413	
November	14,657	
December	16,466	
January	17,916	
February	19,305	
March	20,879	
April	21,375	
May	21,376	
June	21,402	

QUALITY

	Quantity	Base Number	Contract	AT	Region	England
% of FP17s for the same patient ID Re-attending within 3 months - Children	73	850	8.6%	9.7%	12.8%	11.9%
% of FP17s for the same patient ID Re-attending within 3 months - Adults	347	2,756	12.6%	14.4%	16.5%	15.9%
% of FP17s for the same patient ID Re-attending between 3 & 9 months - Children	386	850	45.4%	58.9%	59.7%	58.1%
% of FP17s for the same patient ID Re-attending between 3 & 9 months - Adults	981	2,756	35.6%	52.9%	53.0%	50.6%
% of FP17s for Band 1 Urgent Courses	214	3,386	6.3%	7.7%	9.2%	9.1%
% of FP17s Relating to Free Repair or Replacements	38	3,386	1.1%	1.1%	1.0%	0.8%
% of FP17s Relating to Continuations	56	3,386	1.7%	1.3%	1.2%	1.1%
% of Patients satisfied with the dentistry they have received	16	17	94.1%	92.7%	91.6%	91.4%
% of Patients satisfied with the time they had to wait for an appointment	16	17	94.1%	88.3%	88.1%	87.7%

* This is based on patients treated on this contract for their most recent course of treatment. Figures in italics indicate the base number of FP17s or Patient Questionnaire responses are less than 100. N/A is shown where the base number of responses is less than 10 during the period. % is calculated as Quantity/Base number*100

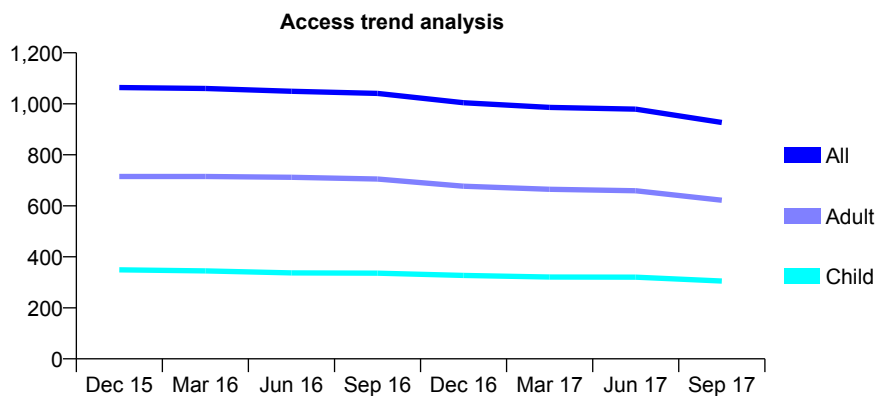
Q51 - Vital Signs At a Glance Contract Report for 126020/0001 - September 2017

Name or company name	Canterbury Dental Care
Contract type name	GDS Contract
Purpose of contract	General
Contract start date	01/04/2006
Contract end date	

17/18 Contracted general activity (UDA)	2,462
Carry forward general activity (UDA)	0
17/18 Contracted orthodontic activity (UOA)	0
Carry forward orthodontic activity (UOA)	0
Baseline contract value	£79,270.11

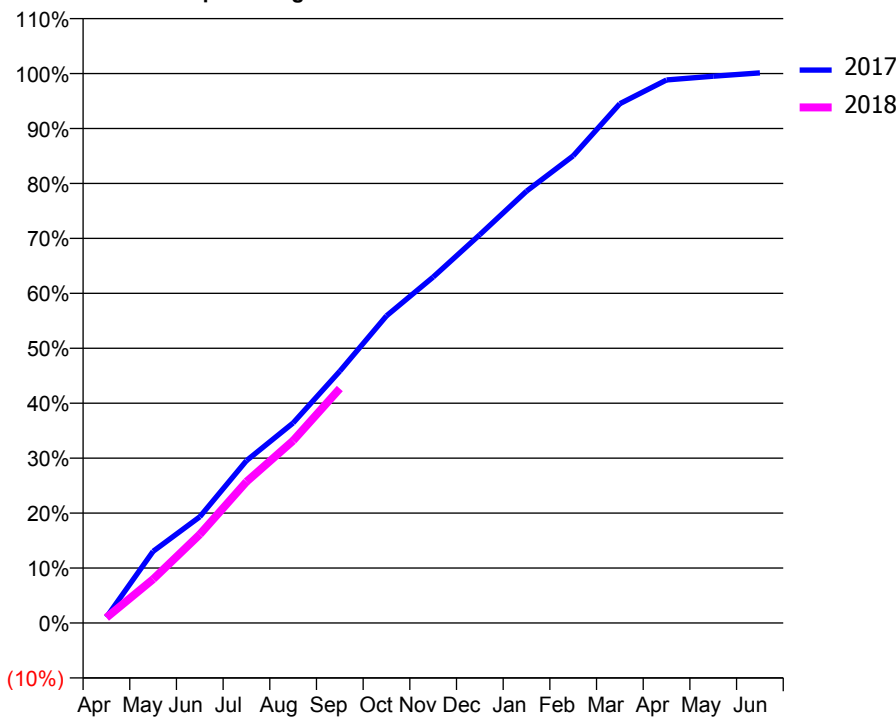
ACCESS*

Patients seen in 24 months	Total	Change since previous quarter
Quarter ending September 2016	1,041	
Quarter ending December 2016	1,004	↓
Quarter ending March 2017	986	↓
Quarter ending June 2017	979	→
Quarter ending September 2017	927	↓
Variance since September 2016	(11.0%)	↓



ACTIVITY

Cumulative percentage of contracted UDA delivered 2017 & 2018



Month	Adjusted Scheduled Activity (UDA)	
	2017	2018
April	26	24
May	321	196
June	476	397
July	727	633
August	897	817
September	1,128	1,050
October	1,376	
November	1,550	
December	1,740	
January	1,935	
February	2,093	
March	2,327	
April	2,433	
May	2,450	
June	2,465	

QUALITY

	Quantity	Base Number	Contract	AT	Region	England
% of FP17s for the same patient ID Re-attending within 3 months - Children	9	179	5.0%	9.7%	12.8%	11.9%
% of FP17s for the same patient ID Re-attending within 3 months - Adults	52	369	14.1%	14.4%	16.5%	15.9%
% of FP17s for the same patient ID Re-attending between 3 & 9 months - Children	94	179	52.5%	58.9%	59.7%	58.1%
% of FP17s for the same patient ID Re-attending between 3 & 9 months - Adults	157	369	42.5%	52.9%	53.0%	50.6%
% of FP17s for Band 1 Urgent Courses	37	478	7.7%	7.7%	9.2%	9.1%
% of FP17s Relating to Free Repair or Replacements	2	478	0.4%	1.1%	1.0%	0.8%
% of FP17s Relating to Continuations	7	478	1.5%	1.3%	1.2%	1.1%
% of Patients satisfied with the dentistry they have received	0	0	N/A	92.7%	91.6%	91.4%
% of Patients satisfied with the time they had to wait for an appointment	0	0	N/A	88.3%	88.1%	87.7%

* This is based on patients treated on this contract for their most recent course of treatment. Figures in italics indicate the base number of FP17s or Patient Questionnaire responses are less than 100. N/A is shown where the base number of responses is less than 10 during the period. % is calculated as Quantity/Base number*100

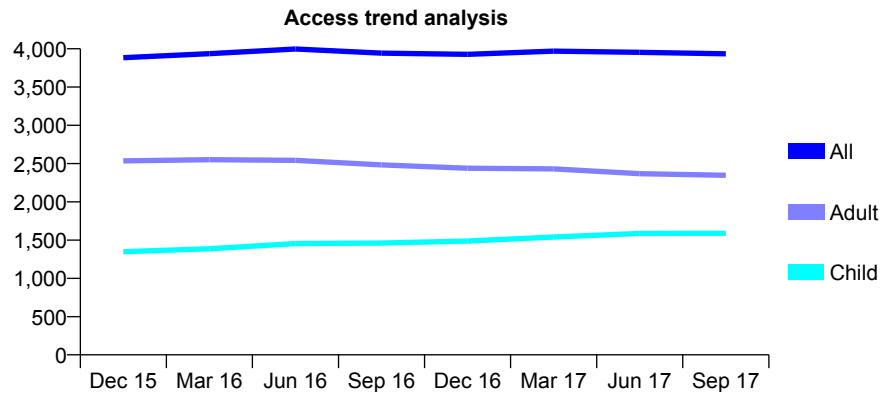
Q51 - Vital Signs At a Glance Contract Report for 127922/0001 - September 2017

Name or company name	Pitsmoor Dental Health
Contract type name	GDS Contract
Purpose of contract	General
Contract start date	01/07/2011
Contract end date	

17/18 Contracted general activity (UDA)	11,393
Carry forward general activity (UDA)	0
17/18 Contracted orthodontic activity (UOA)	0
Carry forward orthodontic activity (UOA)	0
Baseline contract value	£370,161.13

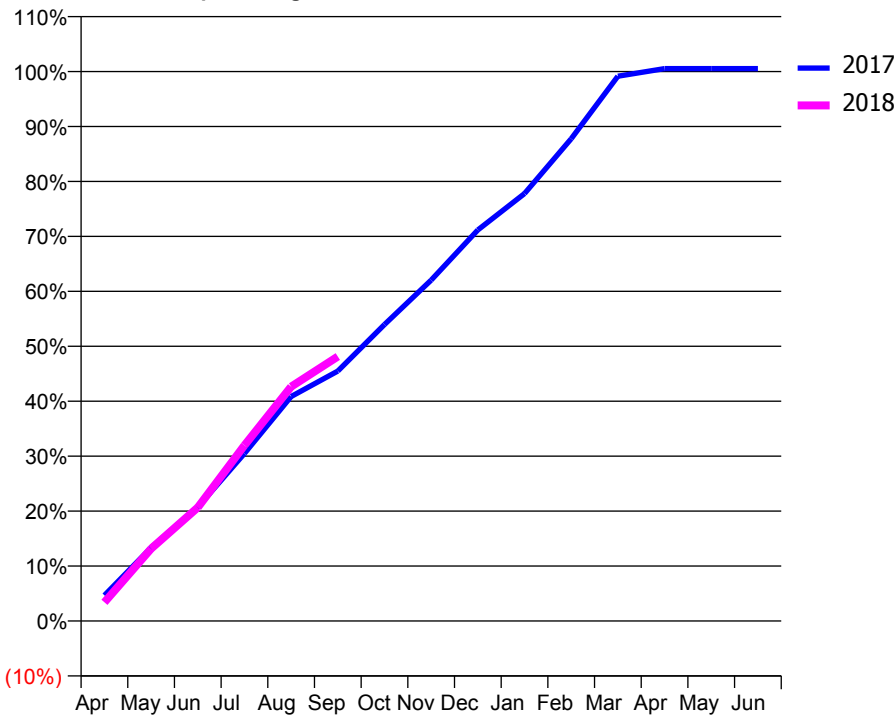
ACCESS*

Patients seen in 24 months	Total	Change since previous quarter
Quarter ending September 2016	3,943	
Quarter ending December 2016	3,928	→
Quarter ending March 2017	3,970	→
Quarter ending June 2017	3,954	→
Quarter ending September 2017	3,935	→
Variance since September 2016	(0.2%)	→



ACTIVITY

Cumulative percentage of contracted UDA delivered 2017 & 2018



Month	Adjusted Scheduled Activity (UDA)	
	2017	2018
April	531	389
May	1,521	1,499
June	2,360	2,353
July	3,473	3,641
August	4,656	4,859
September	5,181	5,484
October	6,148	
November	7,067	
December	8,107	
January	8,861	
February	10,000	
March	11,294	
April	11,452	
May	11,452	
June	11,452	

QUALITY

	Quantity	Base Number	Contract	AT	Region	England
% of FP17s for the same patient ID Re-attending within 3 months - Children	86	1,146	7.5%	9.7%	12.8%	11.9%
% of FP17s for the same patient ID Re-attending within 3 months - Adults	252	1,650	15.3%	14.4%	16.5%	15.9%
% of FP17s for the same patient ID Re-attending between 3 & 9 months - Children	694	1,146	60.6%	58.9%	59.7%	58.1%
% of FP17s for the same patient ID Re-attending between 3 & 9 months - Adults	912	1,650	55.3%	52.9%	53.0%	50.6%
% of FP17s for Band 1 Urgent Courses	272	2,765	9.8%	7.7%	9.2%	9.1%
% of FP17s Relating to Free Repair or Replacements	13	2,765	0.5%	1.1%	1.0%	0.8%
% of FP17s Relating to Continuations	2	2,765	0.1%	1.3%	1.2%	1.1%
% of Patients satisfied with the dentistry they have received	3	3	N/A	92.7%	91.6%	91.4%
% of Patients satisfied with the time they had to wait for an appointment	3	3	N/A	88.3%	88.1%	87.7%

* This is based on patients treated on this contract for their most recent course of treatment. Figures in italics indicate the base number of FP17s or Patient Questionnaire responses are less than 100. N/A is shown where the base number of responses is less than 10 during the period. % is calculated as Quantity/Base number*100

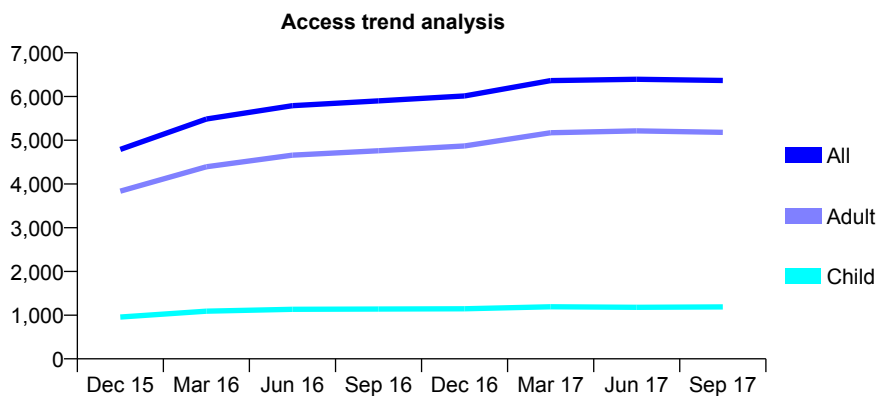
Q51 - Vital Signs At a Glance Contract Report for 128317/0001 - September 2017

Name or company name	Fern Cottage Dental Practice
Contract type name	GDS Contract
Purpose of contract	General
Contract start date	01/05/2015
Contract end date	

17/18 Contracted general activity (UDA)	20,208
Carry forward general activity (UDA)	0
17/18 Contracted orthodontic activity (UOA)	0
Carry forward orthodontic activity (UOA)	0
Baseline contract value	£561,014.47

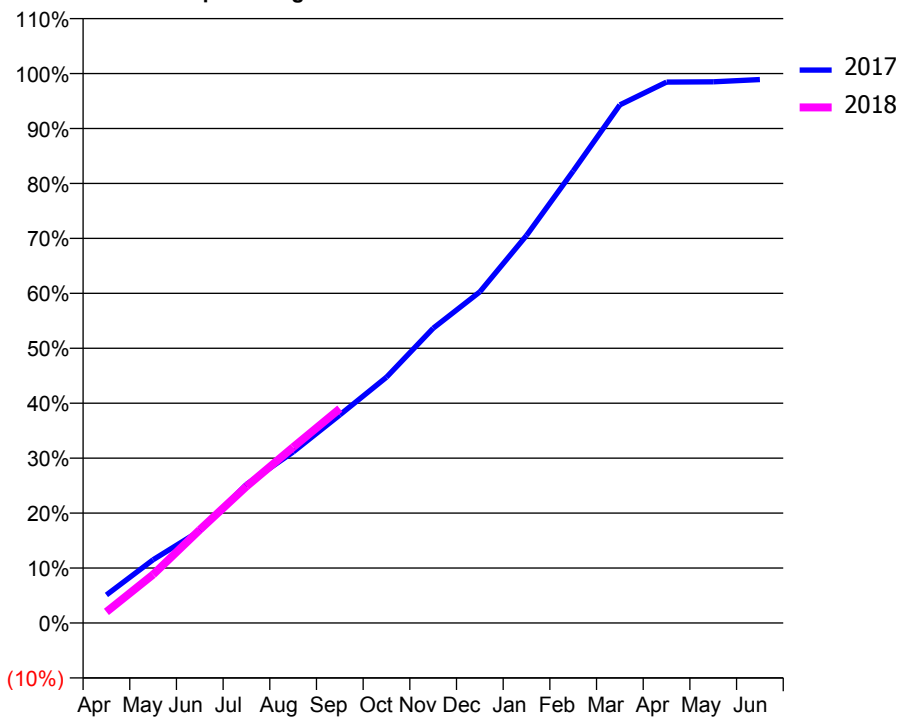
ACCESS*

Patients seen in 24 months	Total	Change since previous quarter
Quarter ending September 2016	5,900	
Quarter ending December 2016	6,014	→
Quarter ending March 2017	6,363	↑
Quarter ending June 2017	6,395	→
Quarter ending September 2017	6,368	→
Variance since September 2016	7.9%	↑



ACTIVITY

Cumulative percentage of contracted UDA delivered 2017 & 2018



Month	Adjusted Scheduled Activity (UDA)	
	2017	2018
April	1,033	408
May	2,325	1,784
June	3,393	3,429
July	5,098	5,025
August	6,287	6,466
September	7,650	7,885
October	9,038	
November	10,841	
December	12,178	
January	14,252	
February	16,623	
March	19,056	
April	19,894	
May	19,900	
June	19,987	

QUALITY

	Quantity	Base Number	Contract	AT	Region	England
% of FP17s for the same patient ID Re-attending within 3 months - Children	42	797	5.3%	9.7%	12.8%	11.9%
% of FP17s for the same patient ID Re-attending within 3 months - Adults	363	3,342	10.9%	14.4%	16.5%	15.9%
% of FP17s for the same patient ID Re-attending between 3 & 9 months - Children	483	797	60.6%	58.9%	59.7%	58.1%
% of FP17s for the same patient ID Re-attending between 3 & 9 months - Adults	1,808	3,342	54.1%	52.9%	53.0%	50.6%
% of FP17s for Band 1 Urgent Courses	141	3,751	3.8%	7.7%	9.2%	9.1%
% of FP17s Relating to Free Repair or Replacements	53	3,751	1.4%	1.1%	1.0%	0.8%
% of FP17s Relating to Continuations	38	3,751	1.0%	1.3%	1.2%	1.1%
% of Patients satisfied with the dentistry they have received	19	23	82.6%	92.7%	91.6%	91.4%
% of Patients satisfied with the time they had to wait for an appointment	20	23	87.0%	88.3%	88.1%	87.7%

* This is based on patients treated on this contract for their most recent course of treatment. Figures in italics indicate the base number of FP17s or Patient Questionnaire responses are less than 100. N/A is shown where the base number of responses is less than 10 during the period. % is calculated as Quantity/Base number*100

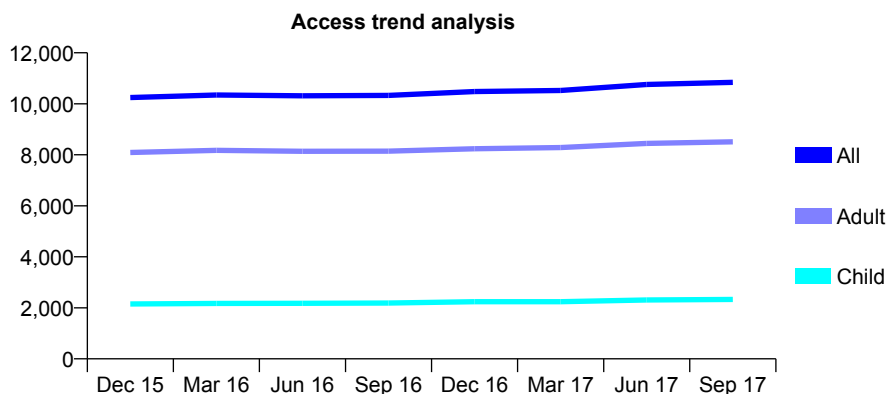
Q51 - Vital Signs At a Glance Contract Report for 129313/0001 - September 2017

Name or company name	Wiltorpe Park Dental Surgery
Contract type name	GDS Contract
Purpose of contract	General
Contract start date	01/02/2014
Contract end date	

17/18 Contracted general activity (UDA)	29,500
Carry forward general activity (UDA)	0
17/18 Contracted orthodontic activity (UOA)	0
Carry forward orthodontic activity (UOA)	0
Baseline contract value	£841,220.19

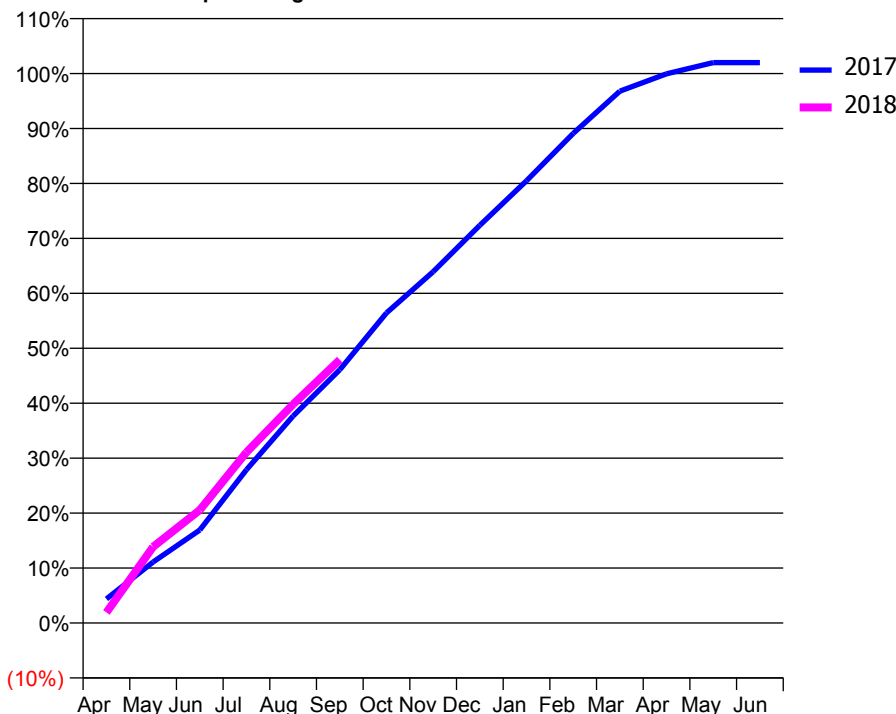
ACCESS*

Patients seen in 24 months	Total	Change since previous quarter
Quarter ending September 2016	10,332	
Quarter ending December 2016	10,482	→
Quarter ending March 2017	10,525	→
Quarter ending June 2017	10,759	↑
Quarter ending September 2017	10,840	→
Variance since September 2016	4.9%	↑



ACTIVITY

Cumulative percentage of contracted UDA delivered 2017 & 2018



Adjusted Scheduled Activity (UDA)

Month	2017	2018
April	1,289	572
May	3,273	4,092
June	4,995	6,066
July	8,232	9,170
August	11,116	11,745
September	13,601	14,137
October	16,648	
November	18,857	
December	21,354	
January	23,741	
February	26,282	
March	28,556	
April	29,481	
May	30,084	
June	30,084	

QUALITY

	Quantity	Base Number	Contract	AT	Region	England
% of FP17s for the same patient ID Re-attending within 3 months - Children	65	1,953	3.3%	9.7%	12.8%	11.9%
% of FP17s for the same patient ID Re-attending within 3 months - Adults	622	7,266	8.6%	14.4%	16.5%	15.9%
% of FP17s for the same patient ID Re-attending between 3 & 9 months - Children	1,329	1,953	68.0%	58.9%	59.7%	58.1%
% of FP17s for the same patient ID Re-attending between 3 & 9 months - Adults	5,036	7,266	69.3%	52.9%	53.0%	50.6%
% of FP17s for Band 1 Urgent Courses	180	7,770	2.3%	7.7%	9.2%	9.1%
% of FP17s Relating to Free Repair or Replacements	102	7,770	1.3%	1.1%	1.0%	0.8%
% of FP17s Relating to Continuations	28	7,770	0.4%	1.3%	1.2%	1.1%
% of Patients satisfied with the dentistry they have received	28	28	100.0%	92.7%	91.6%	91.4%
% of Patients satisfied with the time they had to wait for an appointment	27	28	96.4%	88.3%	88.1%	87.7%

* This is based on patients treated on this contract for their most recent course of treatment. Figures in italics indicate the base number of FP17s or Patient Questionnaire responses are less than 100. N/A is shown where the base number of responses is less than 10 during the period. % is calculated as Quantity/Base number*100

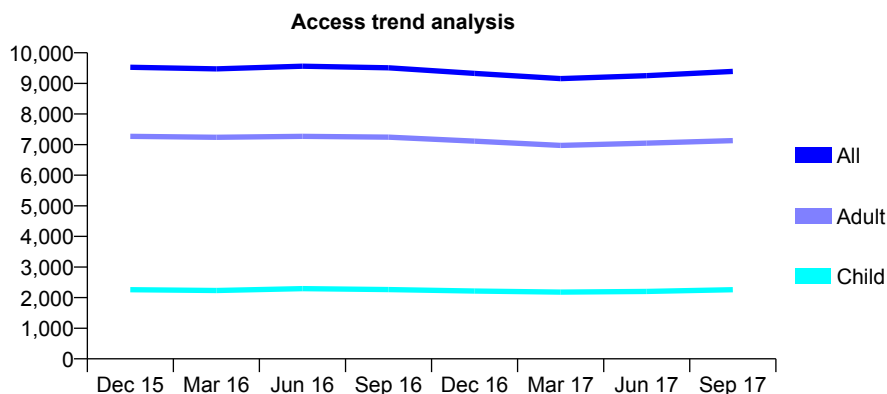
Q51 - Vital Signs At a Glance Contract Report for 129461/0001 - September 2017

Name or company name	IDH 622 Limited
Contract type name	GDS Contract
Purpose of contract	General
Contract start date	01/06/2012
Contract end date	

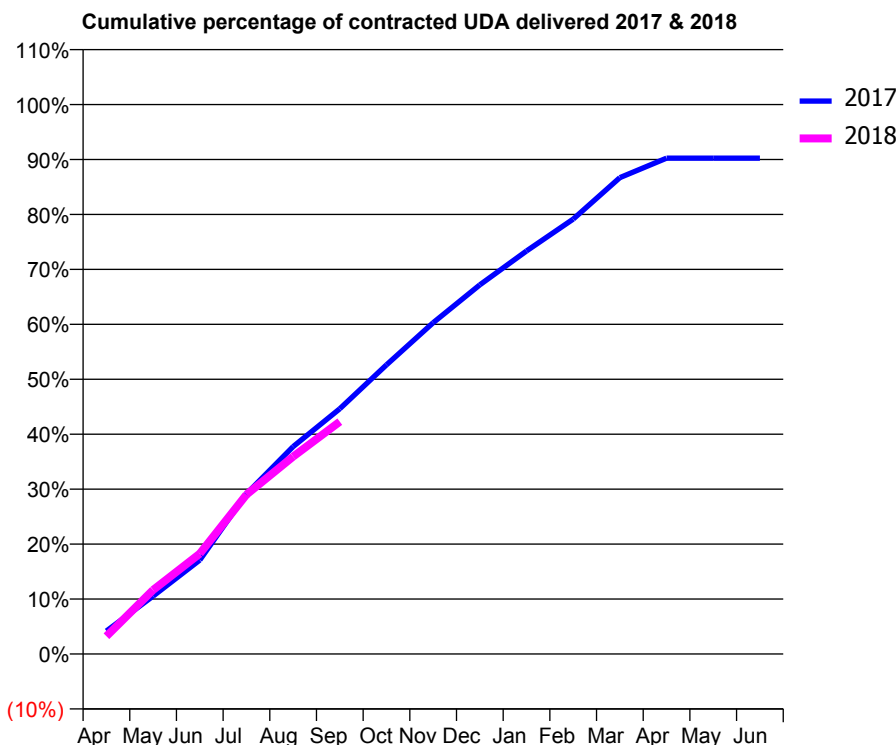
17/18 Contracted general activity (UDA)	27,284
Carry forward general activity (UDA)	0
17/18 Contracted orthodontic activity (UOA)	0
Carry forward orthodontic activity (UOA)	0
Baseline contract value	£765,061.72

ACCESS*

Patients seen in 24 months	Total	Change since previous quarter
Quarter ending September 2016	9,510	
Quarter ending December 2016	9,328	↓
Quarter ending March 2017	9,157	↓
Quarter ending June 2017	9,252	→
Quarter ending September 2017	9,393	→
Variance since September 2016	(1.2%)	↓



ACTIVITY



Month	Adjusted Scheduled Activity (UDA)	
	2017	2018
April	1,140	883
May	2,877	3,178
June	4,665	4,980
July	7,954	7,914
August	10,301	9,801
September	12,182	11,540
October	14,358	
November	16,447	
December	18,331	
January	20,010	
February	21,596	
March	23,653	
April	24,621	
May	24,619	
June	24,622	

QUALITY

	Quantity	Base Number	Contract	AT	Region	England
% of FP17s for the same patient ID Re-attending within 3 months - Children	72	1,616	4.5%	9.7%	12.8%	11.9%
% of FP17s for the same patient ID Re-attending within 3 months - Adults	426	4,652	9.2%	14.4%	16.5%	15.9%
% of FP17s for the same patient ID Re-attending between 3 & 9 months - Children	835	1,616	51.7%	58.9%	59.7%	58.1%
% of FP17s for the same patient ID Re-attending between 3 & 9 months - Adults	2,105	4,652	45.2%	52.9%	53.0%	50.6%
% of FP17s for Band 1 Urgent Courses	211	5,818	3.6%	7.7%	9.2%	9.1%
% of FP17s Relating to Free Repair or Replacements	26	5,818	0.4%	1.1%	1.0%	0.8%
% of FP17s Relating to Continuations	93	5,818	1.6%	1.3%	1.2%	1.1%
% of Patients satisfied with the dentistry they have received	38	40	95.0%	92.7%	91.6%	91.4%
% of Patients satisfied with the time they had to wait for an appointment	31	40	77.5%	88.3%	88.1%	87.7%

* This is based on patients treated on this contract for their most recent course of treatment. Figures in italics indicate the base number of FP17s or Patient Questionnaire responses are less than 100. N/A is shown where the base number of responses is less than 10 during the period. % is calculated as Quantity/Base number*100

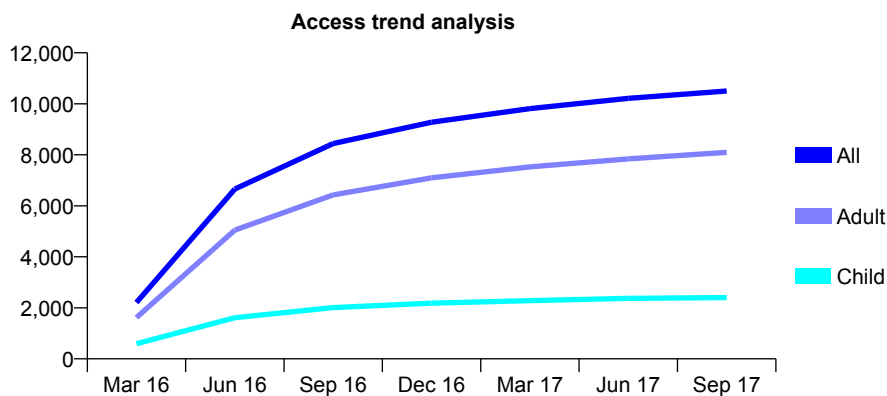
Q51 - Vital Signs At a Glance Contract Report for 129763/0001 - September 2017

Name or company name	Bramley Dental Practice
Contract type name	GDS Contract
Purpose of contract	General
Contract start date	01/01/2016
Contract end date	

17/18 Contracted general activity (UDA)	28,862
Carry forward general activity (UDA)	0
17/18 Contracted orthodontic activity (UOA)	0
Carry forward orthodontic activity (UOA)	0
Baseline contract value	£912,627.71

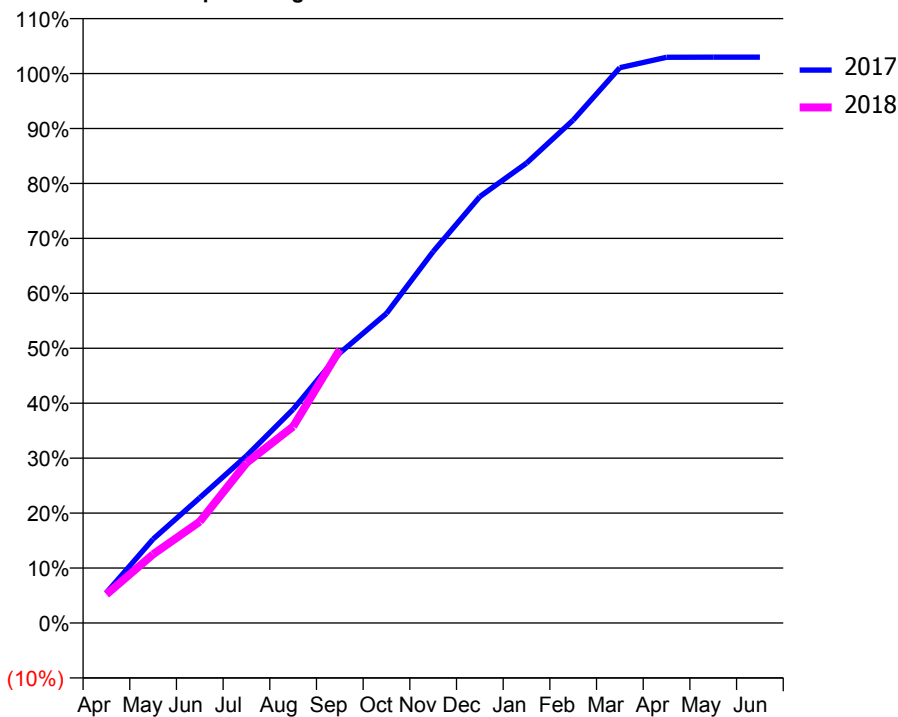
ACCESS*

Patients seen in 24 months	Total	Change since previous quarter
Quarter ending September 2016	8,441	
Quarter ending December 2016	9,278	↑
Quarter ending March 2017	9,812	↑
Quarter ending June 2017	10,213	↑
Quarter ending September 2017	10,500	↑
Variance since September 2016	24.4%	↑



ACTIVITY

Cumulative percentage of contracted UDA delivered 2017 & 2018



Month	Adjusted Scheduled Activity (UDA)	
	2017	2018
April	1,596	1,502
May	4,410	3,610
June	6,583	5,327
July	8,777	8,410
August	11,225	10,320
September	14,177	14,363
October	16,259	
November	19,509	
December	22,392	
January	24,152	
February	26,414	
March	29,167	
April	29,718	
May	29,720	
June	29,719	

QUALITY

	Quantity	Base Number	Contract	AT	Region	England
% of FP17s for the same patient ID Re-attending within 3 months - Children	90	2,010	4.5%	9.7%	12.8%	11.9%
% of FP17s for the same patient ID Re-attending within 3 months - Adults	601	6,605	9.1%	14.4%	16.5%	15.9%
% of FP17s for the same patient ID Re-attending between 3 & 9 months - Children	1,425	2,010	70.9%	58.9%	59.7%	58.1%
% of FP17s for the same patient ID Re-attending between 3 & 9 months - Adults	4,256	6,605	64.4%	52.9%	53.0%	50.6%
% of FP17s for Band 1 Urgent Courses	301	8,080	3.7%	7.7%	9.2%	9.1%
% of FP17s Relating to Free Repair or Replacements	54	8,080	0.7%	1.1%	1.0%	0.8%
% of FP17s Relating to Continuations	32	8,080	0.4%	1.3%	1.2%	1.1%
% of Patients satisfied with the dentistry they have received	20	23	87.0%	92.7%	91.6%	91.4%
% of Patients satisfied with the time they had to wait for an appointment	20	23	87.0%	88.3%	88.1%	87.7%

* This is based on patients treated on this contract for their most recent course of treatment. Figures in italics indicate the base number of FP17s or Patient Questionnaire responses are less than 100. N/A is shown where the base number of responses is less than 10 during the period. % is calculated as Quantity/Base number*100

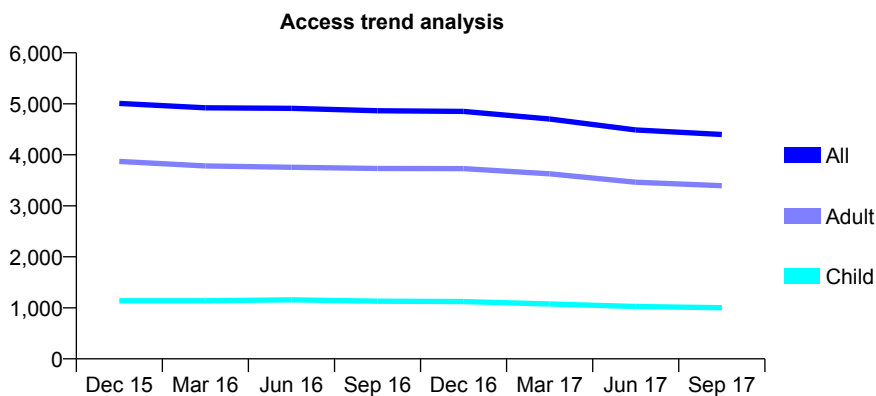
Q51 - Vital Signs At a Glance Contract Report for 131385/0001 - September 2017

Name or company name	HSN Dental Care Ltd
Contract type name	GDS Contract
Purpose of contract	General
Contract start date	01/12/2013
Contract end date	

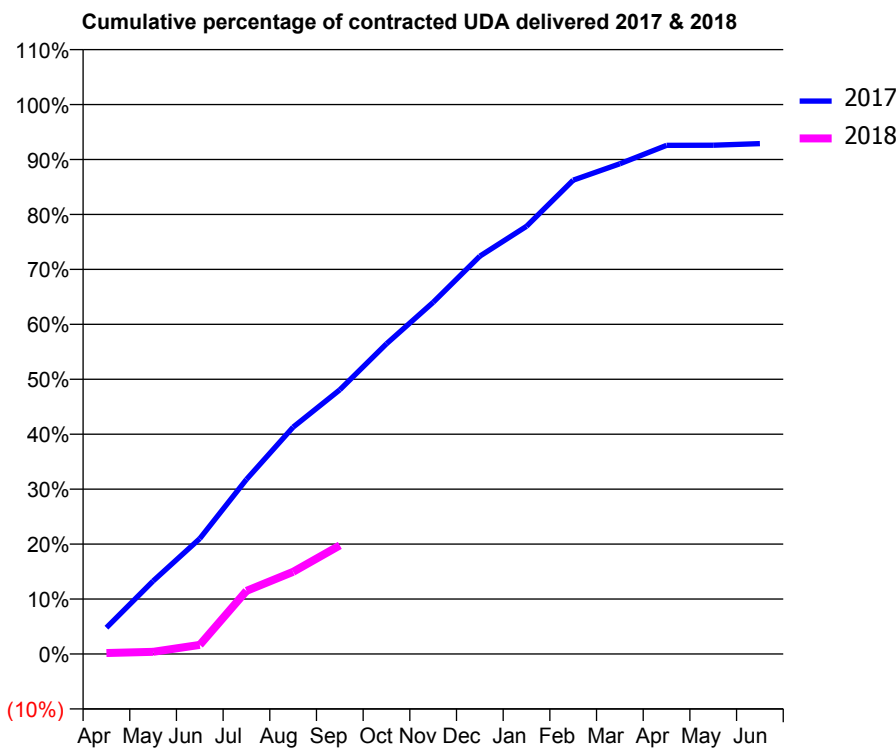
17/18 Contracted general activity (UDA)	13,641
Carry forward general activity (UDA)	0
17/18 Contracted orthodontic activity (UOA)	0
Carry forward orthodontic activity (UOA)	0
Baseline contract value	£407,687.68

ACCESS*

Patients seen in 24 months	Total	Change since previous quarter
Quarter ending September 2016	4,864	
Quarter ending December 2016	4,852	→
Quarter ending March 2017	4,702	↓
Quarter ending June 2017	4,488	↓
Quarter ending September 2017	4,398	↓
Variance since September 2016	(9.6%)	↓



ACTIVITY



Month	Adjusted Scheduled Activity (UDA)	
	2017	2018
April	654	25
May	1,814	54
June	2,866	228
July	4,334	1,569
August	5,633	2,040
September	6,558	2,697
October	7,700	
November	8,732	
December	9,877	
January	10,617	
February	11,762	
March	12,169	
April	12,628	
May	12,629	
June	12,669	

QUALITY

	Quantity	Base Number	Contract	AT	Region	England
% of FP17s for the same patient ID Re-attending within 3 months - Children	44	513	8.6%	9.7%	12.8%	11.9%
% of FP17s for the same patient ID Re-attending within 3 months - Adults	313	1,633	19.2%	14.4%	16.5%	15.9%
% of FP17s for the same patient ID Re-attending between 3 & 9 months - Children	208	513	40.5%	58.9%	59.7%	58.1%
% of FP17s for the same patient ID Re-attending between 3 & 9 months - Adults	680	1,633	41.6%	52.9%	53.0%	50.6%
% of FP17s for Band 1 Urgent Courses	298	1,893	15.7%	7.7%	9.2%	9.1%
% of FP17s Relating to Free Repair or Replacements	10	1,893	0.5%	1.1%	1.0%	0.8%
% of FP17s Relating to Continuations	33	1,893	1.7%	1.3%	1.2%	1.1%
% of Patients satisfied with the dentistry they have received	8	8	N/A	92.7%	91.6%	91.4%
% of Patients satisfied with the time they had to wait for an appointment	7	8	N/A	88.3%	88.1%	87.7%

* This is based on patients treated on this contract for their most recent course of treatment. Figures in italics indicate the base number of FP17s or Patient Questionnaire responses are less than 100. N/A is shown where the base number of responses is less than 10 during the period. % is calculated as Quantity/Base number*100

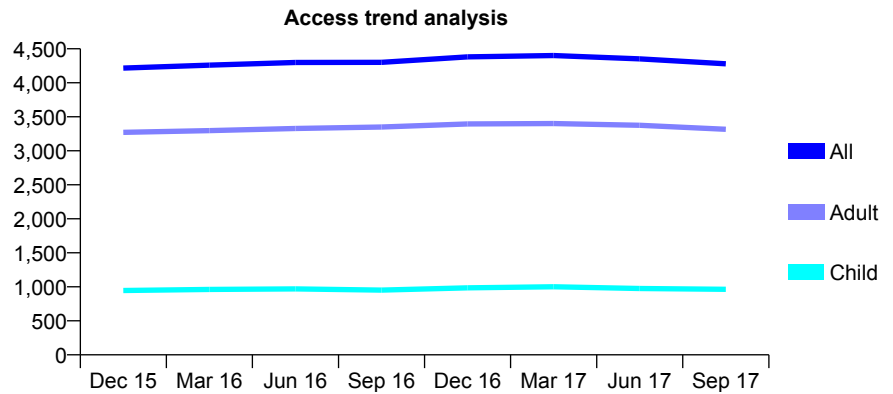
Q51 - Vital Signs At a Glance Contract Report for 131598/0001 - September 2017

Name or company name	Nostell Place Ltd
Contract type name	GDS Contract
Purpose of contract	General
Contract start date	01/12/2010
Contract end date	

17/18 Contracted general activity (UDA)	13,184
Carry forward general activity (UDA)	0
17/18 Contracted orthodontic activity (UOA)	0
Carry forward orthodontic activity (UOA)	0
Baseline contract value	£377,400.92

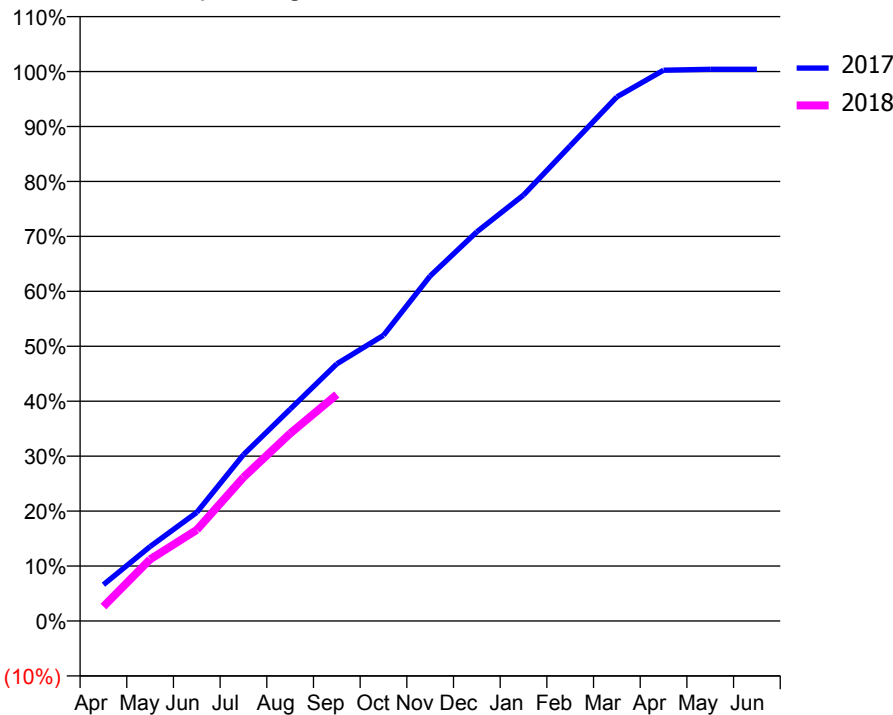
ACCESS*

Patients seen in 24 months	Total	Change since previous quarter
Quarter ending September 2016	4,301	
Quarter ending December 2016	4,382	→
Quarter ending March 2017	4,401	→
Quarter ending June 2017	4,351	↓
Quarter ending September 2017	4,280	↓
Variance since September 2016	(0.5%)	→



ACTIVITY

Cumulative percentage of contracted UDA delivered 2017 & 2018



Month	Adjusted Scheduled Activity (UDA)	
	2017	2018
April	871	348
May	1,787	1,481
June	2,607	2,187
July	3,991	3,447
August	5,081	4,501
September	6,171	5,435
October	6,856	
November	8,277	
December	9,339	
January	10,221	
February	11,400	
March	12,574	
April	13,213	
May	13,236	
June	13,238	

QUALITY

	Quantity	Base Number	Contract	AT	Region	England
% of FP17s for the same patient ID Re-attending within 3 months - Children	67	776	8.6%	9.7%	12.8%	11.9%
% of FP17s for the same patient ID Re-attending within 3 months - Adults	448	2,265	19.8%	14.4%	16.5%	15.9%
% of FP17s for the same patient ID Re-attending between 3 & 9 months - Children	522	776	67.3%	58.9%	59.7%	58.1%
% of FP17s for the same patient ID Re-attending between 3 & 9 months - Adults	1,024	2,265	45.2%	52.9%	53.0%	50.6%
% of FP17s for Band 1 Urgent Courses	267	2,744	9.7%	7.7%	9.2%	9.1%
% of FP17s Relating to Free Repair or Replacements	61	2,744	2.2%	1.1%	1.0%	0.8%
% of FP17s Relating to Continuations	55	2,744	2.0%	1.3%	1.2%	1.1%
% of Patients satisfied with the dentistry they have received	14	14	100.0%	92.7%	91.6%	91.4%
% of Patients satisfied with the time they had to wait for an appointment	13	14	92.9%	88.3%	88.1%	87.7%

* This is based on patients treated on this contract for their most recent course of treatment. Figures in italics indicate the base number of FP17s or Patient Questionnaire responses are less than 100. N/A is shown where the base number of responses is less than 10 during the period. % is calculated as Quantity/Base number*100

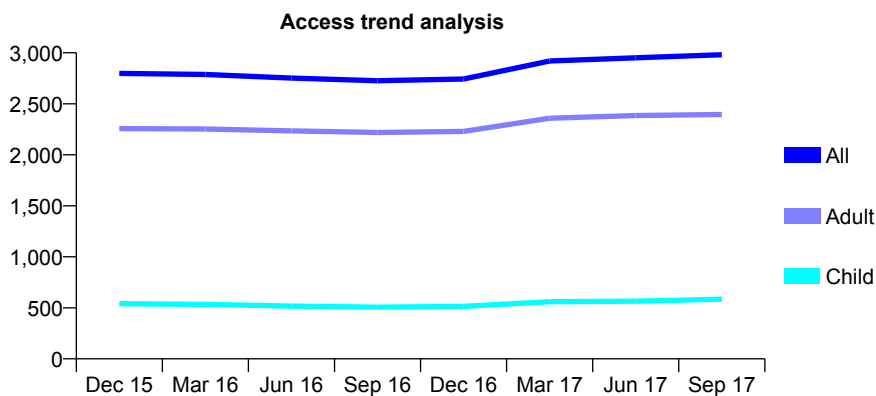
Q51 - Vital Signs At a Glance Contract Report for 132160/0001 - September 2017

Name or company name	L W T Dental Care
Contract type name	GDS Contract
Purpose of contract	General
Contract start date	01/04/2006
Contract end date	

17/18 Contracted general activity (UDA)	8,410
Carry forward general activity (UDA)	0
17/18 Contracted orthodontic activity (UOA)	0
Carry forward orthodontic activity (UOA)	0
Baseline contract value	£187,934.47

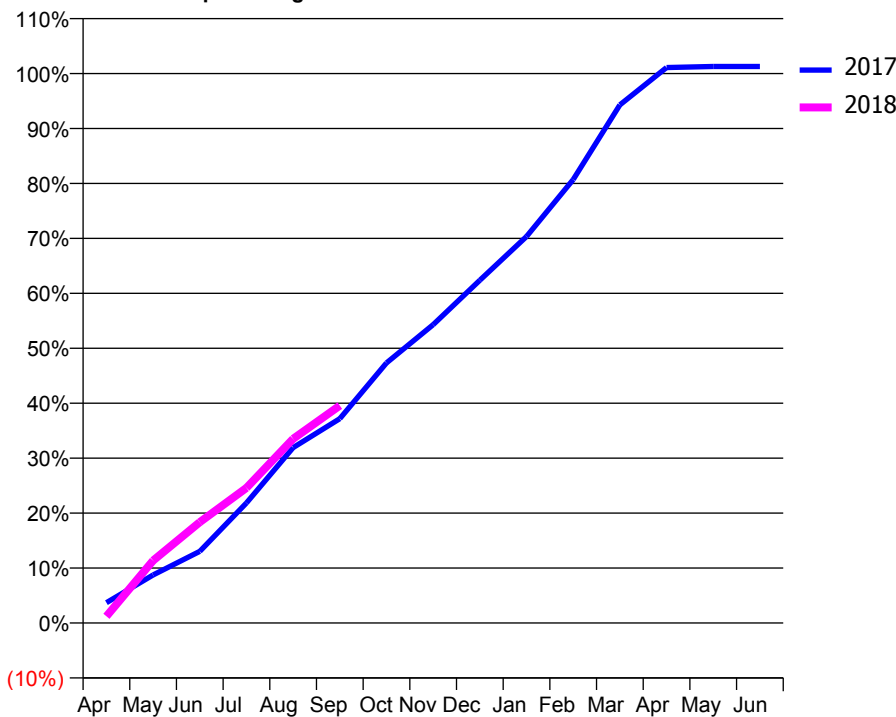
ACCESS*

Patients seen in 24 months	Total	Change since previous quarter
Quarter ending September 2016	2,726	
Quarter ending December 2016	2,743	→
Quarter ending March 2017	2,919	↑
Quarter ending June 2017	2,951	→
Quarter ending September 2017	2,981	→
Variance since September 2016	9.4%	↑



ACTIVITY

Cumulative percentage of contracted UDA delivered 2017 & 2018



Month	Adjusted Scheduled Activity (UDA)	
	2017	2018
April	311	103
May	735	956
June	1,097	1,544
July	1,837	2,069
August	2,685	2,820
September	3,128	3,328
October	3,980	
November	4,567	
December	5,246	
January	5,916	
February	6,787	
March	7,929	
April	8,502	
May	8,517	
June	8,518	

QUALITY

	Quantity	Base Number	Contract	AT	Region	England
% of FP17s for the same patient ID Re-attending within 3 months - Children	26	409	6.4%	9.7%	12.8%	11.9%
% of FP17s for the same patient ID Re-attending within 3 months - Adults	229	1,735	13.2%	14.4%	16.5%	15.9%
% of FP17s for the same patient ID Re-attending between 3 & 9 months - Children	267	409	65.3%	58.9%	59.7%	58.1%
% of FP17s for the same patient ID Re-attending between 3 & 9 months - Adults	1,076	1,735	62.0%	52.9%	53.0%	50.6%
% of FP17s for Band 1 Urgent Courses	127	1,879	6.8%	7.7%	9.2%	9.1%
% of FP17s Relating to Free Repair or Replacements	8	1,879	0.4%	1.1%	1.0%	0.8%
% of FP17s Relating to Continuations	18	1,879	1.0%	1.3%	1.2%	1.1%
% of Patients satisfied with the dentistry they have received	21	23	91.3%	92.7%	91.6%	91.4%
% of Patients satisfied with the time they had to wait for an appointment	21	23	91.3%	88.3%	88.1%	87.7%

* This is based on patients treated on this contract for their most recent course of treatment. Figures in italics indicate the base number of FP17s or Patient Questionnaire responses are less than 100. N/A is shown where the base number of responses is less than 10 during the period. % is calculated as Quantity/Base number*100

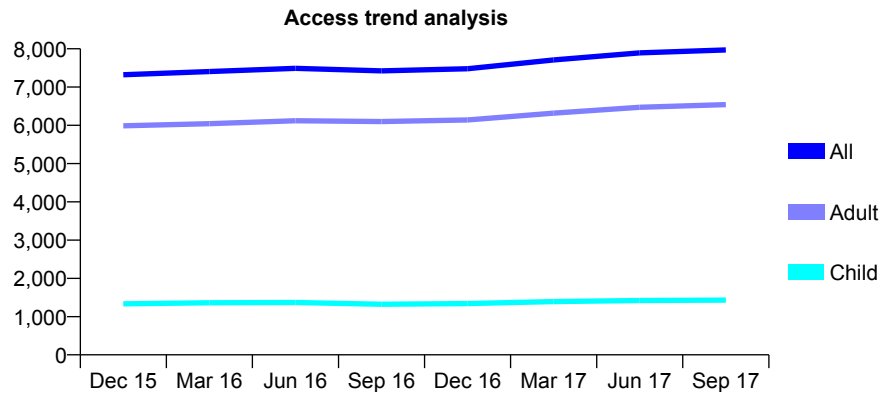
Q51 - Vital Signs At a Glance Contract Report for 132160/0002 - September 2017

Name or company name	L W T Dental Care
Contract type name	GDS Contract
Purpose of contract	General
Contract start date	01/04/2006
Contract end date	

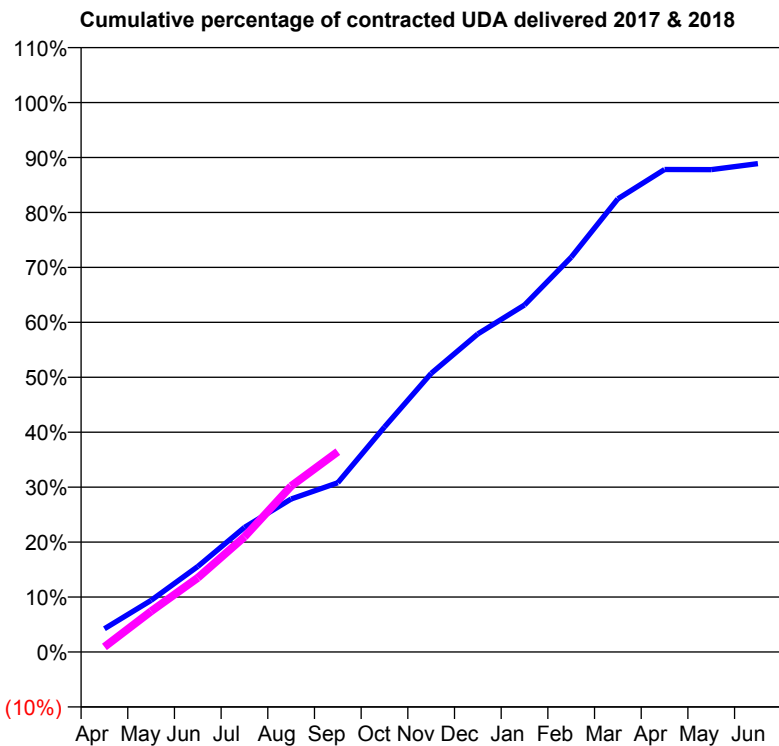
17/18 Contracted general activity (UDA)	24,405
Carry forward general activity (UDA)	0
17/18 Contracted orthodontic activity (UOA)	0
Carry forward orthodontic activity (UOA)	0
Baseline contract value	£564,253.38

ACCESS*

Patients seen in 24 months	Total	Change since previous quarter
Quarter ending September 2016	7,424	
Quarter ending December 2016	7,478	→
Quarter ending March 2017	7,709	↑
Quarter ending June 2017	7,895	↑
Quarter ending September 2017	7,970	→
Variance since September 2016	7.4%	↑



ACTIVITY



Month	Adjusted Scheduled Activity (UDA)	
	2017	2018
April	1,031	225
May	2,294	1,812
June	3,801	3,297
July	5,532	5,116
August	6,793	7,368
September	7,518	8,896
October	9,996	
November	12,376	
December	14,130	
January	15,411	
February	17,533	
March	20,125	
April	21,428	
May	21,425	
June	21,688	

QUALITY

	Quantity	Base Number	Contract	AT	Region	England
% of FP17s for the same patient ID Re-attending within 3 months - Children	62	1,170	5.3%	9.7%	12.8%	11.9%
% of FP17s for the same patient ID Re-attending within 3 months - Adults	577	4,874	11.8%	14.4%	16.5%	15.9%
% of FP17s for the same patient ID Re-attending between 3 & 9 months - Children	840	1,170	71.8%	58.9%	59.7%	58.1%
% of FP17s for the same patient ID Re-attending between 3 & 9 months - Adults	2,868	4,874	58.8%	52.9%	53.0%	50.6%
% of FP17s for Band 1 Urgent Courses	336	4,889	6.9%	7.7%	9.2%	9.1%
% of FP17s Relating to Free Repair or Replacements	41	4,889	0.8%	1.1%	1.0%	0.8%
% of FP17s Relating to Continuations	39	4,889	0.8%	1.3%	1.2%	1.1%
% of Patients satisfied with the dentistry they have received	37	39	94.9%	92.7%	91.6%	91.4%
% of Patients satisfied with the time they had to wait for an appointment	31	39	79.5%	88.3%	88.1%	87.7%

* This is based on patients treated on this contract for their most recent course of treatment. Figures in italics indicate the base number of FP17s or Patient Questionnaire responses are less than 100. N/A is shown where the base number of responses is less than 10 during the period. % is calculated as Quantity/Base number*100

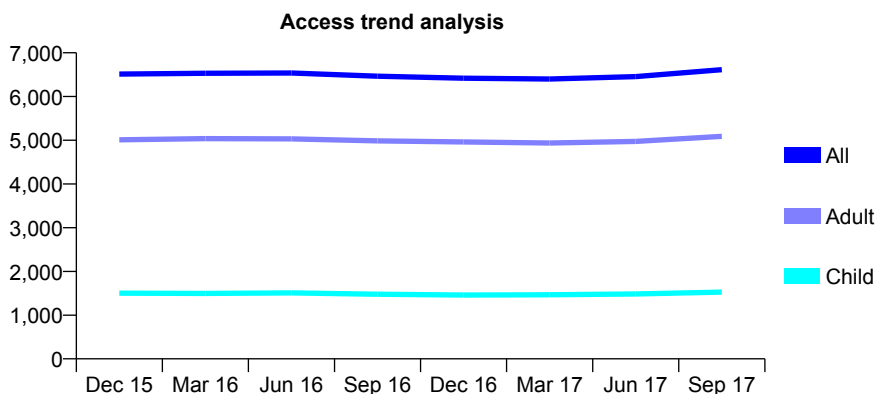
Q51 - Vital Signs At a Glance Contract Report for 132489/0001 - September 2017

Name or company name	Hillcrest Ionian
Contract type name	GDS Contract
Purpose of contract	General
Contract start date	26/04/2010
Contract end date	

17/18 Contracted general activity (UDA)	20,369
Carry forward general activity (UDA)	0
17/18 Contracted orthodontic activity (UOA)	0
Carry forward orthodontic activity (UOA)	0
Baseline contract value	£614,437.83

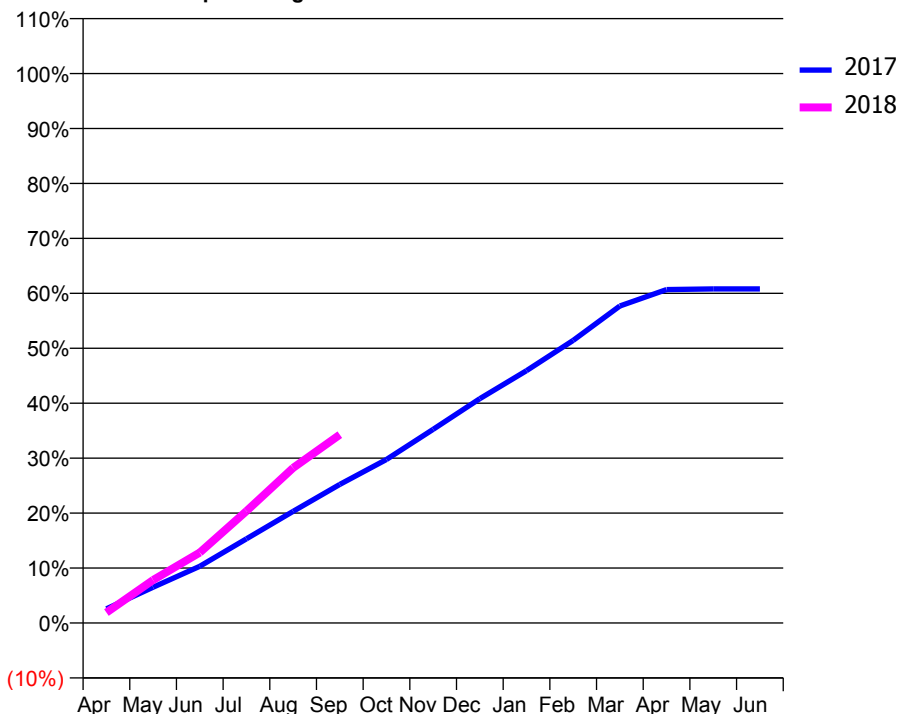
ACCESS*

Patients seen in 24 months	Total	Change since previous quarter
Quarter ending September 2016	6,465	
Quarter ending December 2016	6,418	→
Quarter ending March 2017	6,402	→
Quarter ending June 2017	6,456	→
Quarter ending September 2017	6,615	↑
Variance since September 2016	2.3%	↑



ACTIVITY

Cumulative percentage of contracted UDA delivered 2017 & 2018



Month	Adjusted Scheduled Activity (UDA)	
	2017	2018
April	527	386
May	1,326	1,596
June	2,105	2,613
July	3,122	4,151
August	4,142	5,752
September	5,137	6,981
October	6,063	
November	7,182	
December	8,318	
January	9,353	
February	10,475	
March	11,751	
April	12,358	
May	12,384	
June	12,384	

QUALITY

	Quantity	Base Number	Contract	AT	Region	England
% of FP17s for the same patient ID Re-attending within 3 months - Children	48	981	4.9%	9.7%	12.8%	11.9%
% of FP17s for the same patient ID Re-attending within 3 months - Adults	308	2,947	10.5%	14.4%	16.5%	15.9%
% of FP17s for the same patient ID Re-attending between 3 & 9 months - Children	367	981	37.4%	58.9%	59.7%	58.1%
% of FP17s for the same patient ID Re-attending between 3 & 9 months - Adults	880	2,947	29.9%	52.9%	53.0%	50.6%
% of FP17s for Band 1 Urgent Courses	226	3,361	6.7%	7.7%	9.2%	9.1%
% of FP17s Relating to Free Repair or Replacements	23	3,361	0.7%	1.1%	1.0%	0.8%
% of FP17s Relating to Continuations	31	3,361	0.9%	1.3%	1.2%	1.1%
% of Patients satisfied with the dentistry they have received	24	26	92.3%	92.7%	91.6%	91.4%
% of Patients satisfied with the time they had to wait for an appointment	24	26	92.3%	88.3%	88.1%	87.7%

* This is based on patients treated on this contract for their most recent course of treatment. Figures in italics indicate the base number of FP17s or Patient Questionnaire responses are less than 100. N/A is shown where the base number of responses is less than 10 during the period. % is calculated as Quantity/Base number*100

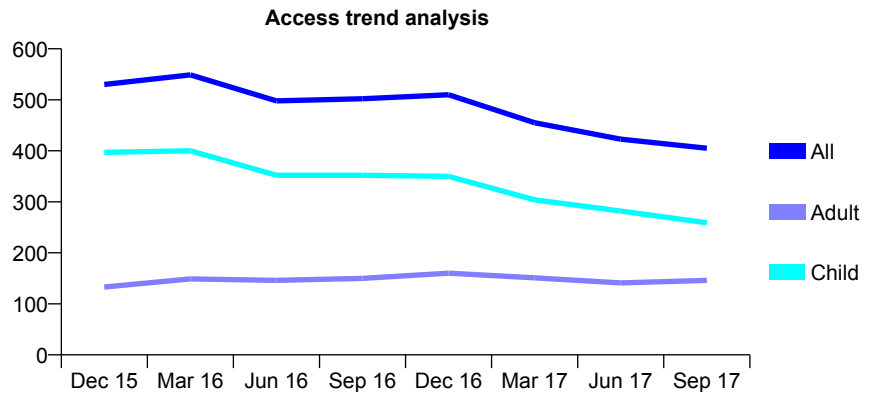
Q51 - Vital Signs At a Glance Contract Report for 133361/0001 - September 2017

Name or company name	D The D Limited
Contract type name	GDS Contract
Purpose of contract	General
Contract start date	01/06/2007
Contract end date	

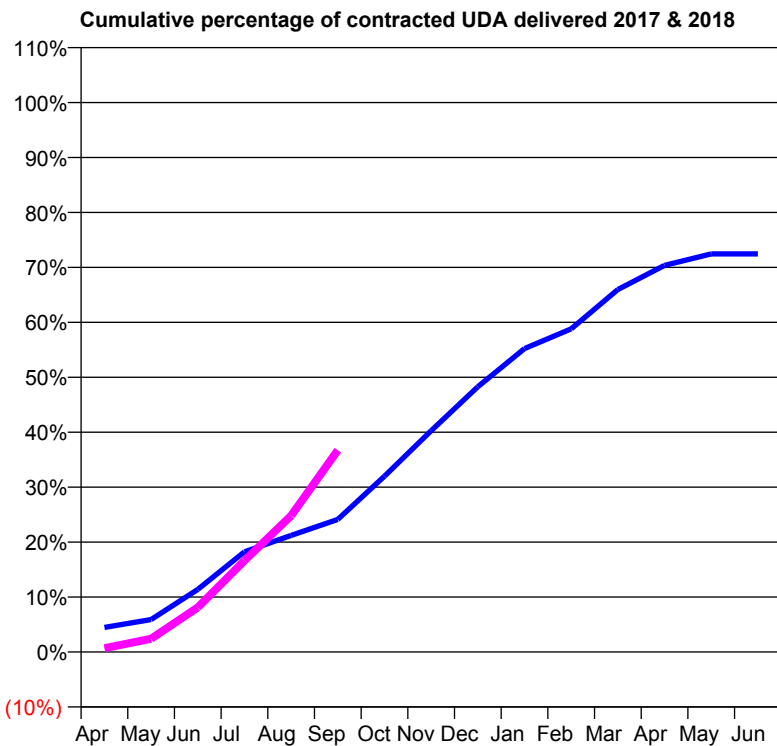
17/18 Contracted general activity (UDA)	1,286
Carry forward general activity (UDA)	0
17/18 Contracted orthodontic activity (UOA)	0
Carry forward orthodontic activity (UOA)	0
Baseline contract value	£31,625.60

ACCESS*

Patients seen in 24 months	Total	Change since previous quarter
Quarter ending September 2016	502	
Quarter ending December 2016	510	→
Quarter ending March 2017	455	↓
Quarter ending June 2017	423	↓
Quarter ending September 2017	405	↓
Variance since September 2016	(19.3%)	↓



ACTIVITY



Month	Adjusted Scheduled Activity (UDA)	
	2017	2018
April	58	9
May	76	31
June	147	104
July	235	214
August	273	319
September	310	472
October	412	
November	518	
December	621	
January	710	
February	756	
March	848	
April	905	
May	932	
June	932	

QUALITY

	Quantity	Base Number	Contract	AT	Region	England
% of FP17s for the same patient ID Re-attending within 3 months - Children	34	210	16.2%	9.7%	12.8%	11.9%
% of FP17s for the same patient ID Re-attending within 3 months - Adults	14	76	18.4%	14.4%	16.5%	15.9%
% of FP17s for the same patient ID Re-attending between 3 & 9 months - Children	106	210	50.5%	58.9%	59.7%	58.1%
% of FP17s for the same patient ID Re-attending between 3 & 9 months - Adults	28	76	36.8%	52.9%	53.0%	50.6%
% of FP17s for Band 1 Urgent Courses	7	239	2.9%	7.7%	9.2%	9.1%
% of FP17s Relating to Free Repair or Replacements	0	239	0.0%	1.1%	1.0%	0.8%
% of FP17s Relating to Continuations	7	239	2.9%	1.3%	1.2%	1.1%
% of Patients satisfied with the dentistry they have received	0	0	N/A	92.7%	91.6%	91.4%
% of Patients satisfied with the time they had to wait for an appointment	0	0	N/A	88.3%	88.1%	87.7%

* This is based on patients treated on this contract for their most recent course of treatment. Figures in italics indicate the base number of FP17s or Patient Questionnaire responses are less than 100. N/A is shown where the base number of responses is less than 10 during the period. % is calculated as Quantity/Base number*100

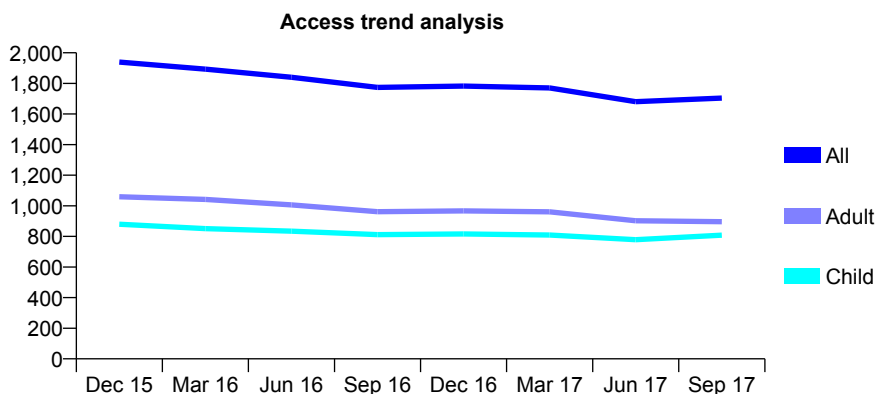
Q51 - Vital Signs At a Glance Contract Report for 133701/0001 - September 2017

Name or company name	The Dental House
Contract type name	GDS Contract
Purpose of contract	General
Contract start date	01/12/2011
Contract end date	

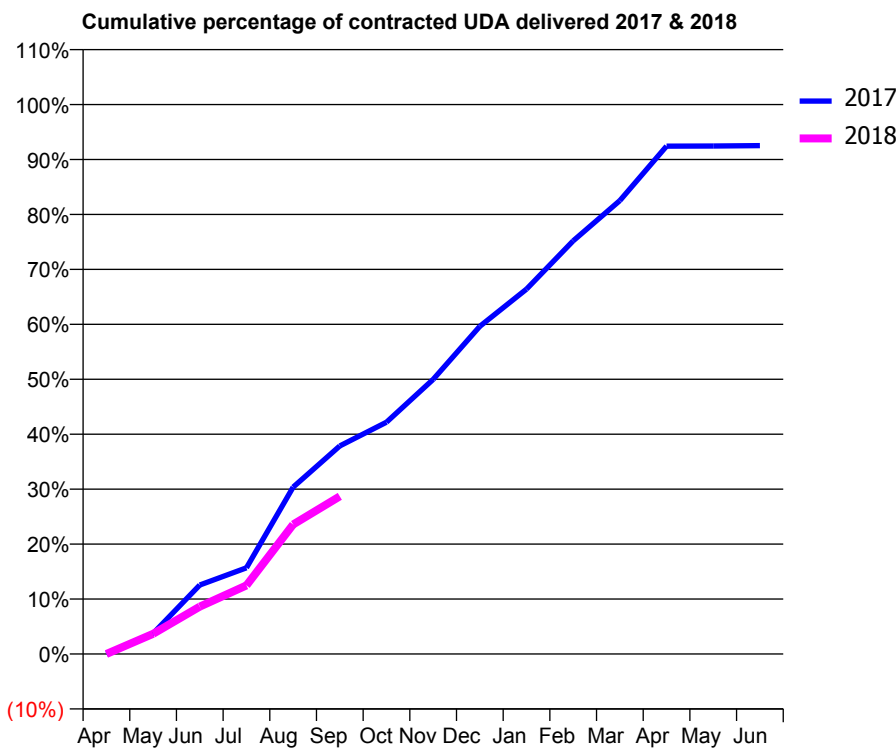
17/18 Contracted general activity (UDA)	6,250
Carry forward general activity (UDA)	0
17/18 Contracted orthodontic activity (UOA)	0
Carry forward orthodontic activity (UOA)	0
Baseline contract value	£163,783.59

ACCESS*

Patients seen in 24 months	Total	Change since previous quarter
Quarter ending September 2016	1,774	
Quarter ending December 2016	1,783	→
Quarter ending March 2017	1,770	→
Quarter ending June 2017	1,681	↓
Quarter ending September 2017	1,704	→
Variance since September 2016	(3.9%)	↓



ACTIVITY



Month	Adjusted Scheduled Activity (UDA)	
	2017	2018
April	0	0
May	234	230
June	785	540
July	980	781
August	1,899	1,474
September	2,366	1,794
October	2,637	
November	3,123	
December	3,728	
January	4,150	
February	4,700	
March	5,157	
April	5,776	
May	5,778	
June	5,782	

QUALITY

	Quantity	Base Number	Contract	AT	Region	England
% of FP17s for the same patient ID Re-attending within 3 months - Children	49	582	8.4%	9.7%	12.8%	11.9%
% of FP17s for the same patient ID Re-attending within 3 months - Adults	107	519	20.6%	14.4%	16.5%	15.9%
% of FP17s for the same patient ID Re-attending between 3 & 9 months - Children	362	582	62.2%	58.9%	59.7%	58.1%
% of FP17s for the same patient ID Re-attending between 3 & 9 months - Adults	289	519	55.7%	52.9%	53.0%	50.6%
% of FP17s for Band 1 Urgent Courses	85	894	9.5%	7.7%	9.2%	9.1%
% of FP17s Relating to Free Repair or Replacements	5	894	0.6%	1.1%	1.0%	0.8%
% of FP17s Relating to Continuations	1	894	0.1%	1.3%	1.2%	1.1%
% of Patients satisfied with the dentistry they have received	0	0	N/A	92.7%	91.6%	91.4%
% of Patients satisfied with the time they had to wait for an appointment	0	0	N/A	88.3%	88.1%	87.7%

* This is based on patients treated on this contract for their most recent course of treatment. Figures in italics indicate the base number of FP17s or Patient Questionnaire responses are less than 100. N/A is shown where the base number of responses is less than 10 during the period. % is calculated as Quantity/Base number*100

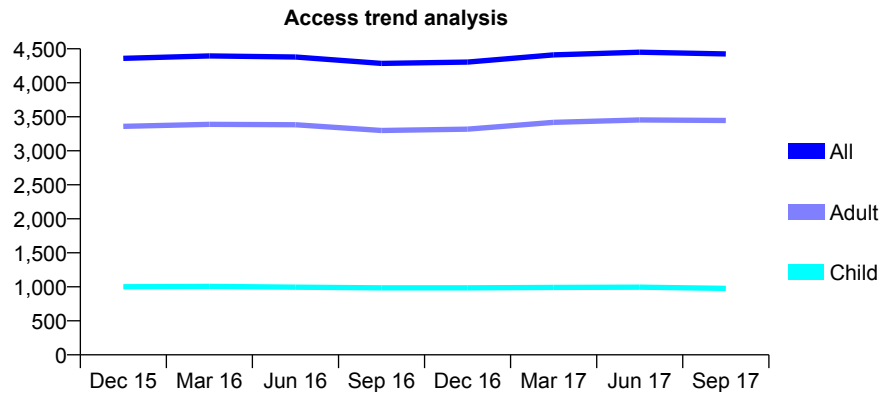
Q51 - Vital Signs At a Glance Contract Report for 134651/0001 - September 2017

Name or company name	DENTECARE (BARNSLEY) LIMITED
Contract type name	GDS Contract
Purpose of contract	General
Contract start date	01/04/2011
Contract end date	

17/18 Contracted general activity (UDA)	15,316
Carry forward general activity (UDA)	0
17/18 Contracted orthodontic activity (UOA)	0
Carry forward orthodontic activity (UOA)	0
Baseline contract value	£436,533.59

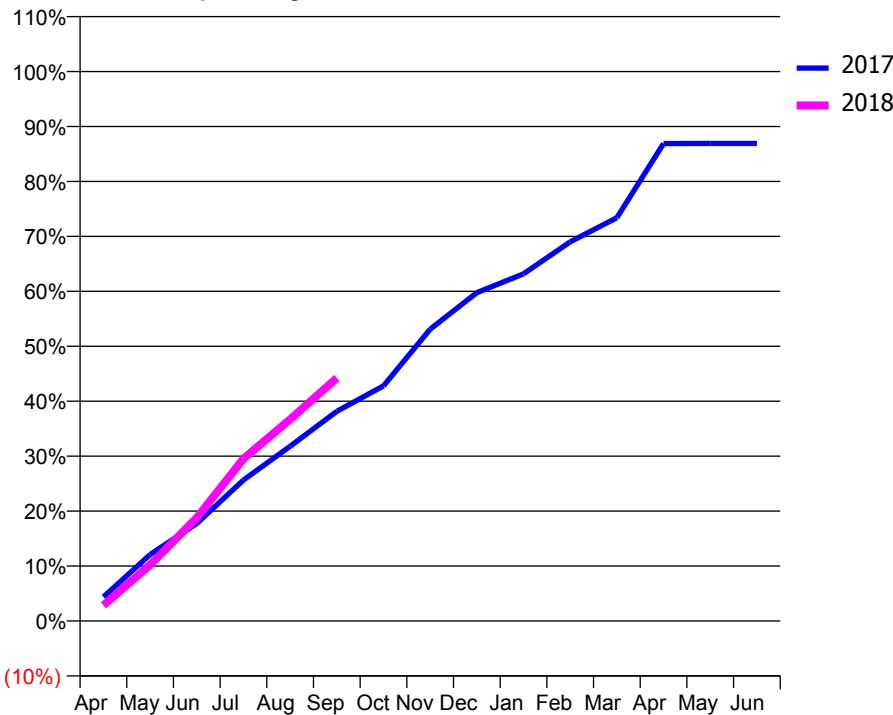
ACCESS*

Patients seen in 24 months	Total	Change since previous quarter
Quarter ending September 2016	4,285	
Quarter ending December 2016	4,304	→
Quarter ending March 2017	4,411	↑
Quarter ending June 2017	4,450	→
Quarter ending September 2017	4,424	→
Variance since September 2016	3.2%	↑



ACTIVITY

Cumulative percentage of contracted UDA delivered 2017 & 2018



Month	Adjusted Scheduled Activity (UDA)	
	2017	2018
April	669	438
May	1,851	1,568
June	2,720	2,879
July	3,930	4,524
August	4,871	5,620
September	5,844	6,773
October	6,556	
November	8,135	
December	9,153	
January	9,678	
February	10,567	
March	11,240	
April	13,309	
May	13,310	
June	13,313	

QUALITY

	Quantity	Base Number	Contract	AT	Region	England
% of FP17s for the same patient ID Re-attending within 3 months - Children	101	929	10.9%	9.7%	12.8%	11.9%
% of FP17s for the same patient ID Re-attending within 3 months - Adults	548	3,037	18.0%	14.4%	16.5%	15.9%
% of FP17s for the same patient ID Re-attending between 3 & 9 months - Children	482	929	51.9%	58.9%	59.7%	58.1%
% of FP17s for the same patient ID Re-attending between 3 & 9 months - Adults	1,412	3,037	46.5%	52.9%	53.0%	50.6%
% of FP17s for Band 1 Urgent Courses	314	2,890	10.9%	7.7%	9.2%	9.1%
% of FP17s Relating to Free Repair or Replacements	32	2,890	1.1%	1.1%	1.0%	0.8%
% of FP17s Relating to Continuations	10	2,890	0.3%	1.3%	1.2%	1.1%
% of Patients satisfied with the dentistry they have received	7	10	70.0%	92.7%	91.6%	91.4%
% of Patients satisfied with the time they had to wait for an appointment	5	10	50.0%	88.3%	88.1%	87.7%

* This is based on patients treated on this contract for their most recent course of treatment. Figures in italics indicate the base number of FP17s or Patient Questionnaire responses are less than 100. N/A is shown where the base number of responses is less than 10 during the period. % is calculated as Quantity/Base number*100

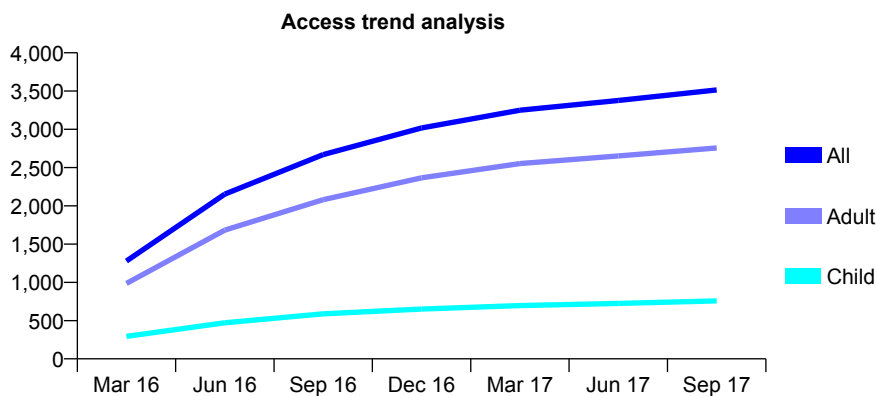
Q51 - Vital Signs At a Glance Contract Report for 138029/0001 - September 2017

Name or company name	Thurcroft Dental Practice
Contract type name	GDS Contract
Purpose of contract	General
Contract start date	01/01/2016
Contract end date	

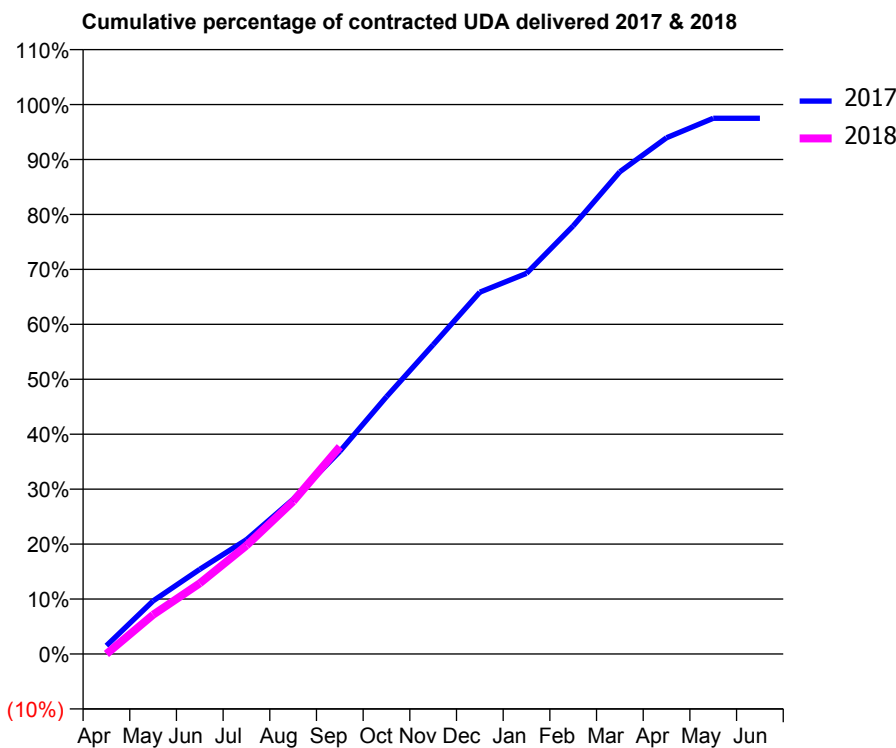
17/18 Contracted general activity (UDA)	9,388
Carry forward general activity (UDA)	0
17/18 Contracted orthodontic activity (UOA)	0
Carry forward orthodontic activity (UOA)	0
Baseline contract value	£300,766.21

ACCESS*

Patients seen in 24 months	Total	Change since previous quarter
Quarter ending September 2016	2,669	
Quarter ending December 2016	3,017	↑
Quarter ending March 2017	3,249	↑
Quarter ending June 2017	3,377	↑
Quarter ending September 2017	3,514	↑
Variance since September 2016	31.7%	↑



ACTIVITY



Month	Adjusted Scheduled Activity (UDA)	
	2017	2018
April	142	0
May	908	670
June	1,448	1,210
July	1,953	1,854
August	2,645	2,607
September	3,462	3,542
October	4,395	
November	5,284	
December	6,182	
January	6,504	
February	7,315	
March	8,238	
April	8,820	
May	9,152	
June	9,152	

QUALITY

	Quantity	Base Number	Contract	AT	Region	England
% of FP17s for the same patient ID Re-attending within 3 months - Children	27	551	4.9%	9.7%	12.8%	11.9%
% of FP17s for the same patient ID Re-attending within 3 months - Adults	188	1,965	9.6%	14.4%	16.5%	15.9%
% of FP17s for the same patient ID Re-attending between 3 & 9 months - Children	362	551	65.7%	58.9%	59.7%	58.1%
% of FP17s for the same patient ID Re-attending between 3 & 9 months - Adults	1,143	1,965	58.2%	52.9%	53.0%	50.6%
% of FP17s for Band 1 Urgent Courses	80	2,069	3.9%	7.7%	9.2%	9.1%
% of FP17s Relating to Free Repair or Replacements	20	2,069	1.0%	1.1%	1.0%	0.8%
% of FP17s Relating to Continuations	9	2,069	0.4%	1.3%	1.2%	1.1%
% of Patients satisfied with the dentistry they have received	7	7	N/A	92.7%	91.6%	91.4%
% of Patients satisfied with the time they had to wait for an appointment	7	7	N/A	88.3%	88.1%	87.7%

* This is based on patients treated on this contract for their most recent course of treatment. Figures in italics indicate the base number of FP17s or Patient Questionnaire responses are less than 100. N/A is shown where the base number of responses is less than 10 during the period. % is calculated as Quantity/Base number*100

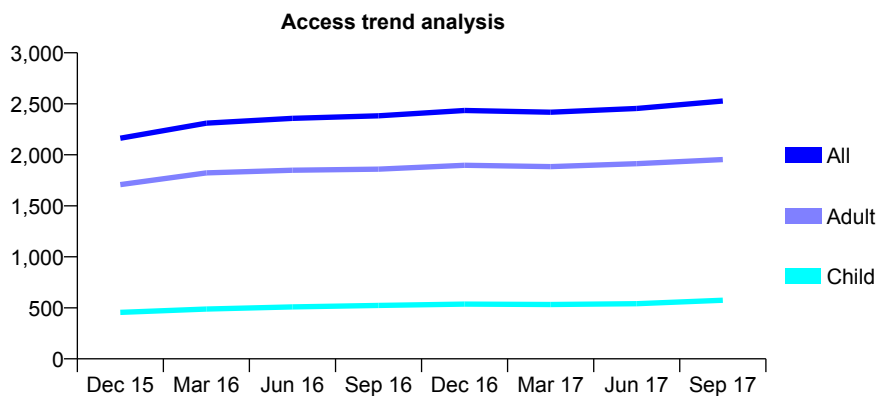
Q51 - Vital Signs At a Glance Contract Report for 140716/0001 - September 2017

Name or company name	Odai Dental Practice
Contract type name	GDS Contract
Purpose of contract	General
Contract start date	01/04/2014
Contract end date	

17/18 Contracted general activity (UDA)	6,249
Carry forward general activity (UDA)	0
17/18 Contracted orthodontic activity (UOA)	0
Carry forward orthodontic activity (UOA)	0
Baseline contract value	£178,849.66

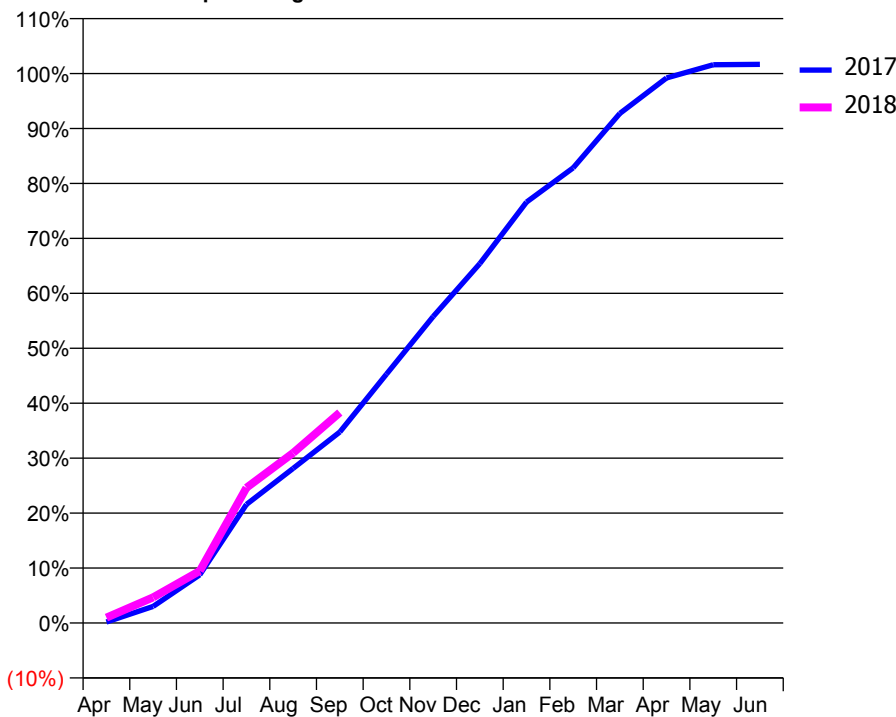
ACCESS*

Patients seen in 24 months	Total	Change since previous quarter
Quarter ending September 2016	2,383	
Quarter ending December 2016	2,434	↑
Quarter ending March 2017	2,417	→
Quarter ending June 2017	2,454	→
Quarter ending September 2017	2,528	↑
Variance since September 2016	6.1%	↑



ACTIVITY

Cumulative percentage of contracted UDA delivered 2017 & 2018



Month	Adjusted Scheduled Activity (UDA)	
	2017	2018
April	11	62
May	188	292
June	548	593
July	1,348	1,539
August	1,759	1,934
September	2,173	2,393
October	2,830	
November	3,485	
December	4,088	
January	4,787	
February	5,177	
March	5,795	
April	6,198	
May	6,349	
June	6,353	

QUALITY

	Quantity	Base Number	Contract	AT	Region	England
% of FP17s for the same patient ID Re-attending within 3 months - Children	41	378	10.8%	9.7%	12.8%	11.9%
% of FP17s for the same patient ID Re-attending within 3 months - Adults	181	1,207	15.0%	14.4%	16.5%	15.9%
% of FP17s for the same patient ID Re-attending between 3 & 9 months - Children	166	378	43.9%	58.9%	59.7%	58.1%
% of FP17s for the same patient ID Re-attending between 3 & 9 months - Adults	599	1,207	49.6%	52.9%	53.0%	50.6%
% of FP17s for Band 1 Urgent Courses	146	1,299	11.2%	7.7%	9.2%	9.1%
% of FP17s Relating to Free Repair or Replacements	5	1,299	0.4%	1.1%	1.0%	0.8%
% of FP17s Relating to Continuations	13	1,299	1.0%	1.3%	1.2%	1.1%
% of Patients satisfied with the dentistry they have received	7	7	N/A	92.7%	91.6%	91.4%
% of Patients satisfied with the time they had to wait for an appointment	7	7	N/A	88.3%	88.1%	87.7%

* This is based on patients treated on this contract for their most recent course of treatment. Figures in italics indicate the base number of FP17s or Patient Questionnaire responses are less than 100. N/A is shown where the base number of responses is less than 10 during the period. % is calculated as Quantity/Base number*100

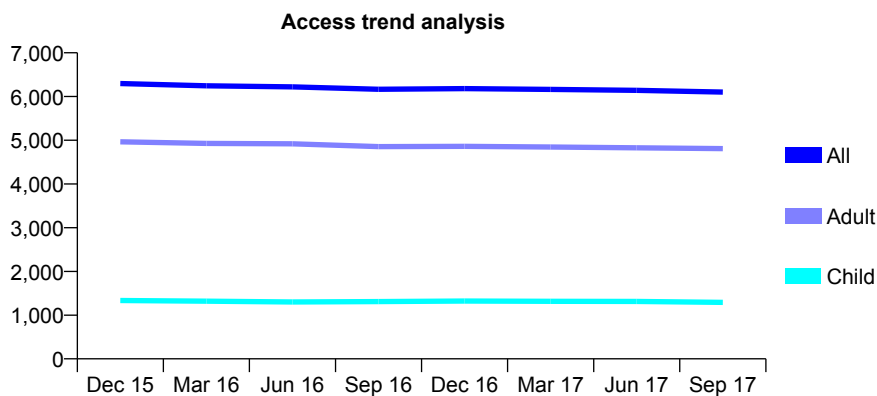
Q51 - Vital Signs At a Glance Contract Report for 142255/0001 - September 2017

Name or company name	Hislop and Wolverson
Contract type name	GDS Contract
Purpose of contract	General and Orthodontic
Contract start date	01/12/2010
Contract end date	

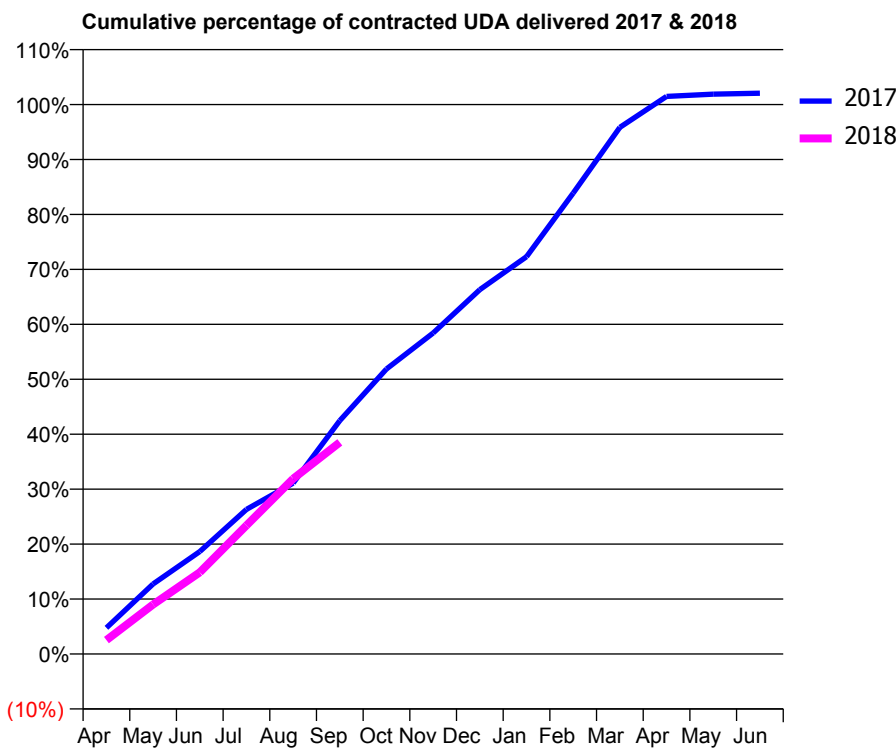
17/18 Contracted general activity (UDA)	21,997
Carry forward general activity (UDA)	0
17/18 Contracted orthodontic activity (UOA)	525
Carry forward orthodontic activity (UOA)	0
Baseline contract value	£664,115.71

ACCESS*

Patients seen in 24 months	Total	Change since previous quarter
Quarter ending September 2016	6,165	
Quarter ending December 2016	6,181	→
Quarter ending March 2017	6,162	→
Quarter ending June 2017	6,142	→
Quarter ending September 2017	6,103	→
Variance since September 2016	(1.0%)	↓



ACTIVITY



Month	Adjusted Scheduled Activity (UDA)	
	2017	2018
April	1,048	560
May	2,803	1,984
June	4,101	3,267
July	5,788	5,149
August	6,843	7,017
September	9,342	8,474
October	11,408	
November	12,850	
December	14,586	
January	15,907	
February	18,449	
March	21,080	
April	22,322	
May	22,414	
June	22,449	

QUALITY

	Quantity	Base Number	Contract	AT	Region	England
% of FP17s for the same patient ID Re-attending within 3 months - Children	116	1,109	10.5%	9.7%	12.8%	11.9%
% of FP17s for the same patient ID Re-attending within 3 months - Adults	584	3,576	16.3%	14.4%	16.5%	15.9%
% of FP17s for the same patient ID Re-attending between 3 & 9 months - Children	783	1,109	70.6%	58.9%	59.7%	58.1%
% of FP17s for the same patient ID Re-attending between 3 & 9 months - Adults	1,939	3,576	54.2%	52.9%	53.0%	50.6%
% of FP17s for Band 1 Urgent Courses	296	4,202	7.0%	7.7%	9.2%	9.1%
% of FP17s Relating to Free Repair or Replacements	49	4,202	1.2%	1.1%	1.0%	0.8%
% of FP17s Relating to Continuations	96	4,202	2.3%	1.3%	1.2%	1.1%
% of Patients satisfied with the dentistry they have received	18	19	94.7%	92.7%	91.6%	91.4%
% of Patients satisfied with the time they had to wait for an appointment	18	19	94.7%	88.3%	88.1%	87.7%

* This is based on patients treated on this contract for their most recent course of treatment. Figures in italics indicate the base number of FP17s or Patient Questionnaire responses are less than 100. N/A is shown where the base number of responses is less than 10 during the period. % is calculated as Quantity/Base number*100

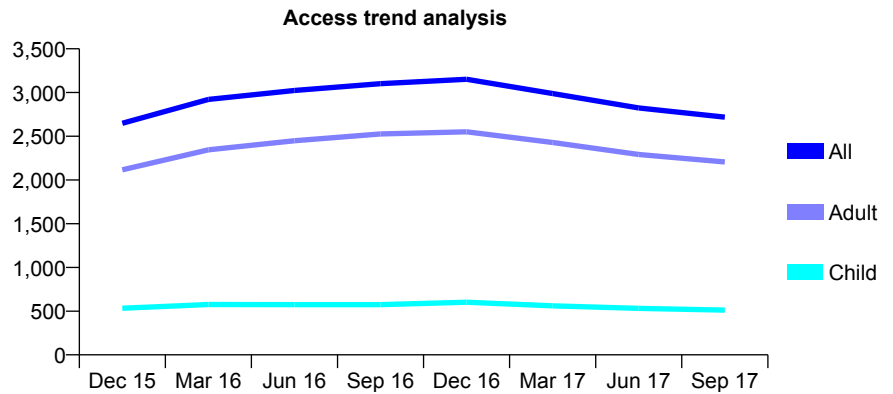
Q51 - Vital Signs At a Glance Contract Report for 142352/0001 - September 2017

Name or company name	Pawson Dental Partnership
Contract type name	GDS Contract
Purpose of contract	General
Contract start date	01/12/2014
Contract end date	

17/18 Contracted general activity (UDA)	10,000
Carry forward general activity (UDA)	0
17/18 Contracted orthodontic activity (UOA)	0
Carry forward orthodontic activity (UOA)	0
Baseline contract value	£229,418.73

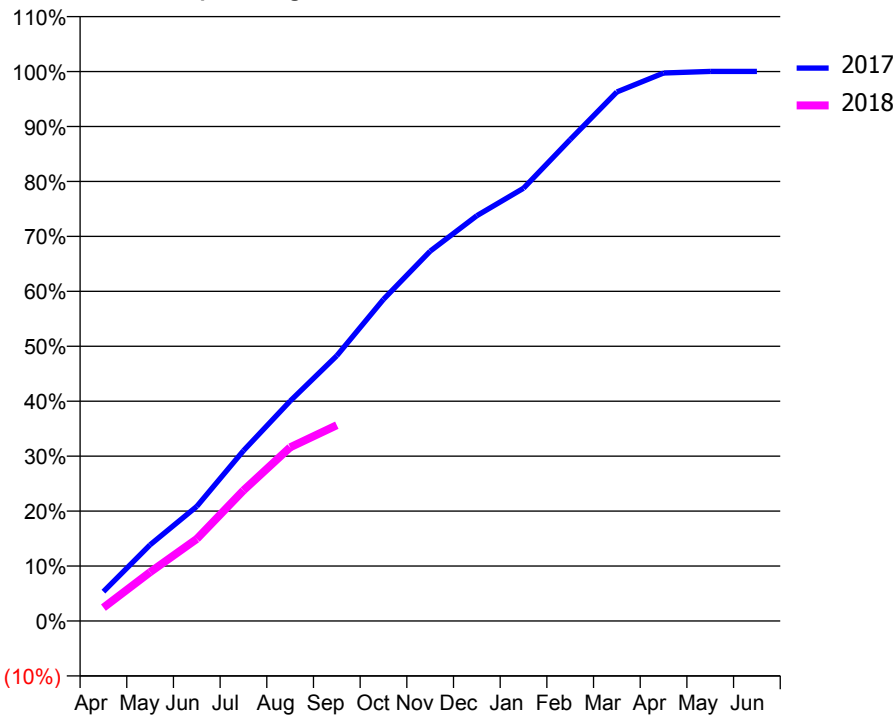
ACCESS*

Patients seen in 24 months	Total	Change since previous quarter
Quarter ending September 2016	3,101	
Quarter ending December 2016	3,152	→
Quarter ending March 2017	2,988	↓
Quarter ending June 2017	2,823	↓
Quarter ending September 2017	2,718	↓
Variance since September 2016	(12.4%)	↓



ACTIVITY

Cumulative percentage of contracted UDA delivered 2017 & 2018



Month	Adjusted Scheduled Activity (UDA)	
	2017	2018
April	535	243
May	1,387	890
June	2,086	1,494
July	3,100	2,377
August	4,003	3,161
September	4,828	3,564
October	5,855	
November	6,730	
December	7,375	
January	7,875	
February	8,762	
March	9,627	
April	9,972	
May	10,002	
June	10,002	

QUALITY

	Quantity	Base Number	Contract	AT	Region	England
% of FP17s for the same patient ID Re-attending within 3 months - Children	39	387	10.1%	9.7%	12.8%	11.9%
% of FP17s for the same patient ID Re-attending within 3 months - Adults	248	1,623	15.3%	14.4%	16.5%	15.9%
% of FP17s for the same patient ID Re-attending between 3 & 9 months - Children	231	387	59.7%	58.9%	59.7%	58.1%
% of FP17s for the same patient ID Re-attending between 3 & 9 months - Adults	999	1,623	61.6%	52.9%	53.0%	50.6%
% of FP17s for Band 1 Urgent Courses	122	1,825	6.7%	7.7%	9.2%	9.1%
% of FP17s Relating to Free Repair or Replacements	60	1,825	3.3%	1.1%	1.0%	0.8%
% of FP17s Relating to Continuations	18	1,825	1.0%	1.3%	1.2%	1.1%
% of Patients satisfied with the dentistry they have received	4	4	N/A	92.7%	91.6%	91.4%
% of Patients satisfied with the time they had to wait for an appointment	4	4	N/A	88.3%	88.1%	87.7%

* This is based on patients treated on this contract for their most recent course of treatment. Figures in italics indicate the base number of FP17s or Patient Questionnaire responses are less than 100. N/A is shown where the base number of responses is less than 10 during the period. % is calculated as Quantity/Base number*100

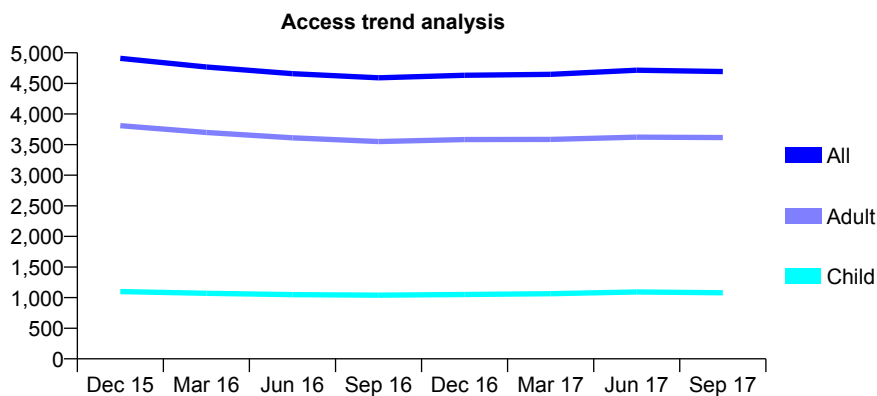
Q51 - Vital Signs At a Glance Contract Report for 143871/0001 - September 2017

Name or company name	Sandygate Dental Practice
Contract type name	GDS Contract
Purpose of contract	General
Contract start date	01/04/2009
Contract end date	

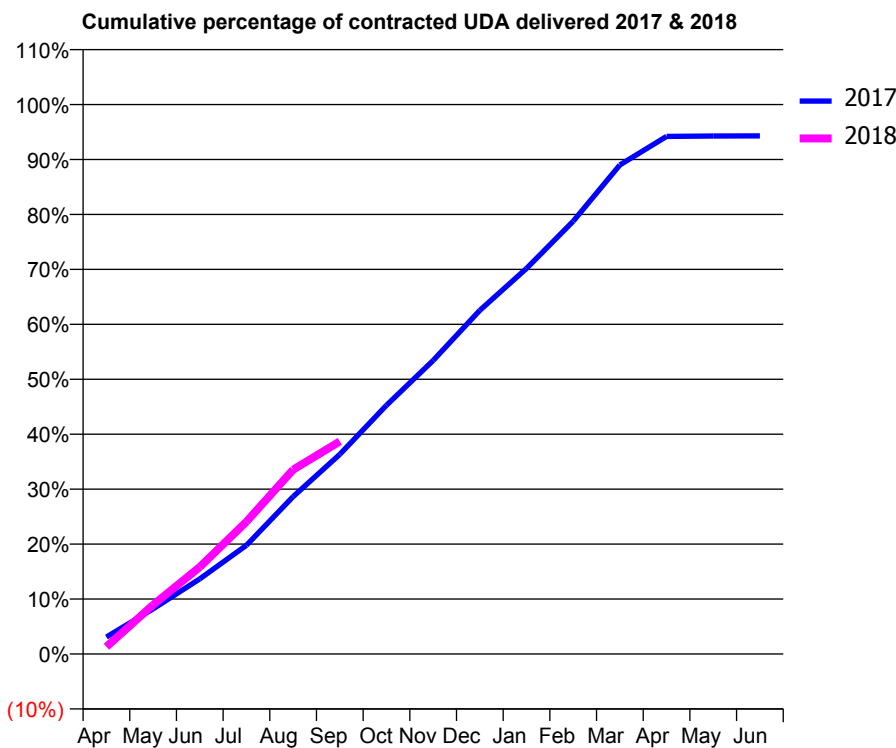
17/18 Contracted general activity (UDA)	12,975
Carry forward general activity (UDA)	0
17/18 Contracted orthodontic activity (UOA)	0
Carry forward orthodontic activity (UOA)	0
Baseline contract value	£294,910.30

ACCESS*

Patients seen in 24 months	Total	Change since previous quarter
Quarter ending September 2016	4,592	
Quarter ending December 2016	4,633	→
Quarter ending March 2017	4,649	→
Quarter ending June 2017	4,716	→
Quarter ending September 2017	4,694	→
Variance since September 2016	2.2%	↑



ACTIVITY



Month	Adjusted Scheduled Activity (UDA)	
	2017	2018
April	401	173
May	1,065	1,161
June	1,774	2,053
July	2,568	3,125
August	3,715	4,353
September	4,714	5,021
October	5,874	
November	6,932	
December	8,116	
January	9,105	
February	10,218	
March	11,547	
April	12,222	
May	12,232	
June	12,233	

QUALITY

	Quantity	Base Number	Contract	AT	Region	England
% of FP17s for the same patient ID Re-attending within 3 months - Children	73	1,056	6.9%	9.7%	12.8%	11.9%
% of FP17s for the same patient ID Re-attending within 3 months - Adults	402	2,954	13.6%	14.4%	16.5%	15.9%
% of FP17s for the same patient ID Re-attending between 3 & 9 months - Children	809	1,056	76.6%	58.9%	59.7%	58.1%
% of FP17s for the same patient ID Re-attending between 3 & 9 months - Adults	1,743	2,954	59.0%	52.9%	53.0%	50.6%
% of FP17s for Band 1 Urgent Courses	117	3,044	3.8%	7.7%	9.2%	9.1%
% of FP17s Relating to Free Repair or Replacements	23	3,044	0.8%	1.1%	1.0%	0.8%
% of FP17s Relating to Continuations	17	3,044	0.6%	1.3%	1.2%	1.1%
% of Patients satisfied with the dentistry they have received	7	8	N/A	92.7%	91.6%	91.4%
% of Patients satisfied with the time they had to wait for an appointment	7	8	N/A	88.3%	88.1%	87.7%

* This is based on patients treated on this contract for their most recent course of treatment. Figures in italics indicate the base number of FP17s or Patient Questionnaire responses are less than 100. N/A is shown where the base number of responses is less than 10 during the period. % is calculated as Quantity/Base number*100

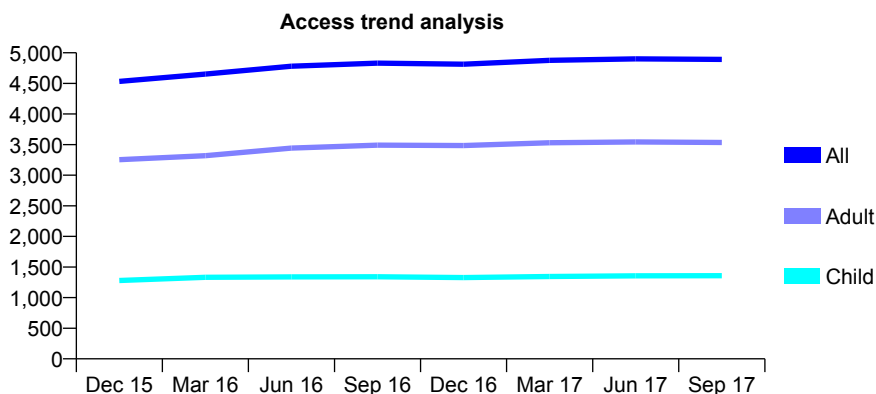
Q51 - Vital Signs At a Glance Contract Report for 144118/0001 - September 2017

Name or company name	Ecclesfield Dental
Contract type name	GDS Contract
Purpose of contract	General
Contract start date	01/04/2010
Contract end date	

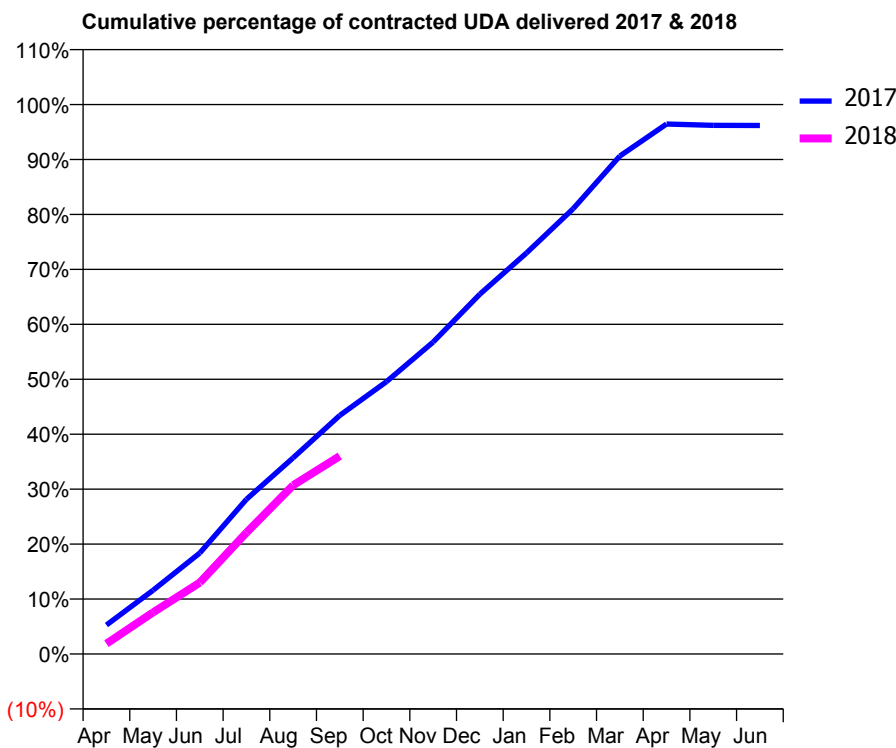
17/18 Contracted general activity (UDA)	15,500
Carry forward general activity (UDA)	0
17/18 Contracted orthodontic activity (UOA)	0
Carry forward orthodontic activity (UOA)	0
Baseline contract value	£490,931.99

ACCESS*

Patients seen in 24 months	Total	Change since previous quarter
Quarter ending September 2016	4,832	
Quarter ending December 2016	4,813	→
Quarter ending March 2017	4,876	→
Quarter ending June 2017	4,901	→
Quarter ending September 2017	4,892	→
Variance since September 2016	1.2%	→



ACTIVITY



Month	Adjusted Scheduled Activity (UDA)	
	2017	2018
April	818	292
May	1,801	1,177
June	2,848	2,012
July	4,365	3,427
August	5,536	4,760
September	6,729	5,584
October	7,681	
November	8,801	
December	10,151	
January	11,313	
February	12,562	
March	14,047	
April	14,948	
May	14,911	
June	14,908	

QUALITY

	Quantity	Base Number	Contract	AT	Region	England
% of FP17s for the same patient ID Re-attending within 3 months - Children	82	1,085	7.6%	9.7%	12.8%	11.9%
% of FP17s for the same patient ID Re-attending within 3 months - Adults	344	2,533	13.6%	14.4%	16.5%	15.9%
% of FP17s for the same patient ID Re-attending between 3 & 9 months - Children	723	1,085	66.6%	58.9%	59.7%	58.1%
% of FP17s for the same patient ID Re-attending between 3 & 9 months - Adults	1,598	2,533	63.1%	52.9%	53.0%	50.6%
% of FP17s for Band 1 Urgent Courses	276	3,239	8.5%	7.7%	9.2%	9.1%
% of FP17s Relating to Free Repair or Replacements	30	3,239	0.9%	1.1%	1.0%	0.8%
% of FP17s Relating to Continuations	16	3,239	0.5%	1.3%	1.2%	1.1%
% of Patients satisfied with the dentistry they have received	12	13	92.3%	92.7%	91.6%	91.4%
% of Patients satisfied with the time they had to wait for an appointment	13	13	100.0%	88.3%	88.1%	87.7%

* This is based on patients treated on this contract for their most recent course of treatment. Figures in italics indicate the base number of FP17s or Patient Questionnaire responses are less than 100. N/A is shown where the base number of responses is less than 10 during the period. % is calculated as Quantity/Base number*100

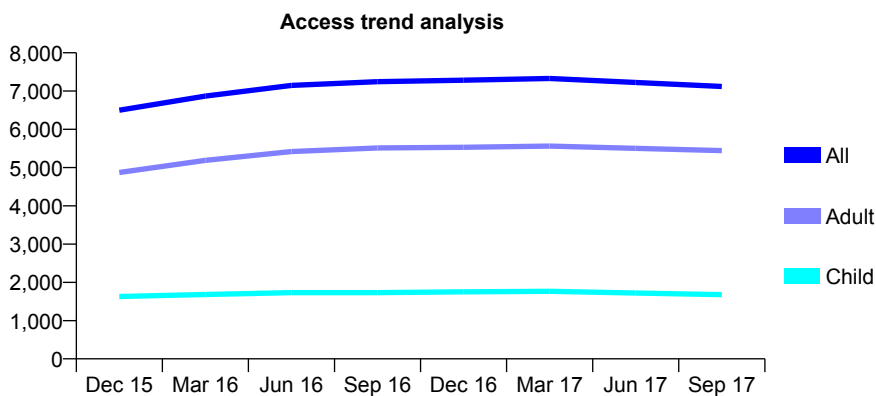
Q51 - Vital Signs At a Glance Contract Report for 144959/0001 - September 2017

Name or company name	Kaye and Rafferty Ltd
Contract type name	GDS Contract
Purpose of contract	General and Orthodontic
Contract start date	01/07/2014
Contract end date	

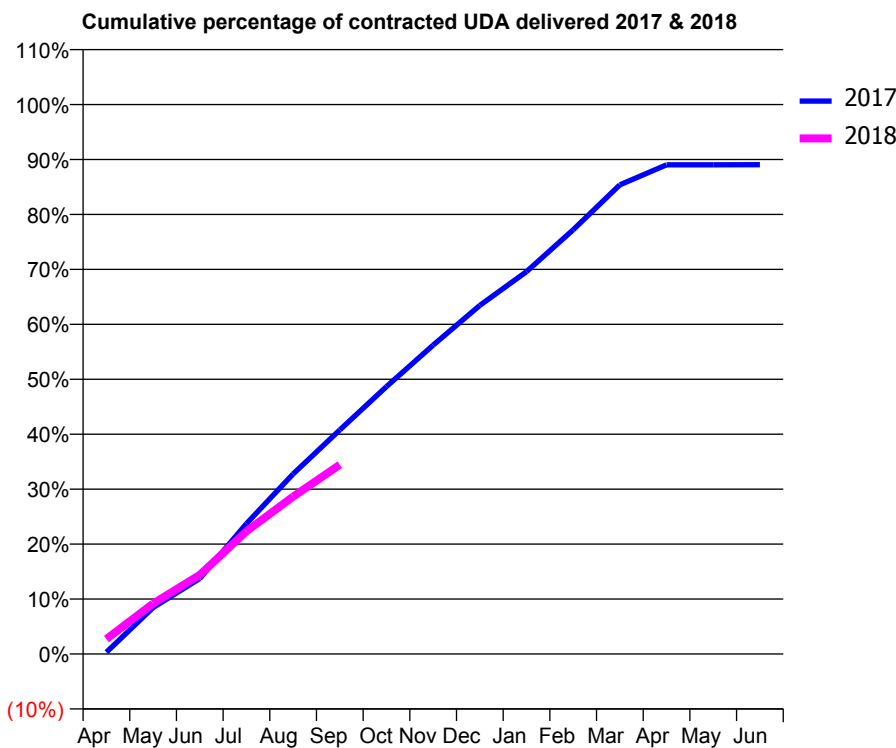
17/18 Contracted general activity (UDA)	21,500
Carry forward general activity (UDA)	0
17/18 Contracted orthodontic activity (UOA)	2,249
Carry forward orthodontic activity (UOA)	0
Baseline contract value	£714,315.27

ACCESS*

Patients seen in 24 months	Total	Change since previous quarter
Quarter ending September 2016	7,245	
Quarter ending December 2016	7,284	→
Quarter ending March 2017	7,328	→
Quarter ending June 2017	7,225	↓
Quarter ending September 2017	7,120	↓
Variance since September 2016	(1.7%)	↓



ACTIVITY



Month	Adjusted Scheduled Activity (UDA)	
	2017	2018
April	70	586
May	1,817	1,974
June	2,954	3,097
July	5,100	4,803
August	7,044	6,159
September	8,768	7,408
October	10,463	
November	12,085	
December	13,639	
January	14,959	
February	16,597	
March	18,356	
April	19,139	
May	19,142	
June	19,144	

QUALITY

	Quantity	Base Number	Contract	AT	Region	England
% of FP17s for the same patient ID Re-attending within 3 months - Children	133	1,348	9.9%	9.7%	12.8%	11.9%
% of FP17s for the same patient ID Re-attending within 3 months - Adults	444	3,678	12.1%	14.4%	16.5%	15.9%
% of FP17s for the same patient ID Re-attending between 3 & 9 months - Children	844	1,348	62.6%	58.9%	59.7%	58.1%
% of FP17s for the same patient ID Re-attending between 3 & 9 months - Adults	2,219	3,678	60.3%	52.9%	53.0%	50.6%
% of FP17s for Band 1 Urgent Courses	325	4,494	7.2%	7.7%	9.2%	9.1%
% of FP17s Relating to Free Repair or Replacements	26	4,494	0.6%	1.1%	1.0%	0.8%
% of FP17s Relating to Continuations	61	4,494	1.4%	1.3%	1.2%	1.1%
% of Patients satisfied with the dentistry they have received	25	25	100.0%	92.7%	91.6%	91.4%
% of Patients satisfied with the time they had to wait for an appointment	23	25	92.0%	88.3%	88.1%	87.7%

* This is based on patients treated on this contract for their most recent course of treatment. Figures in italics indicate the base number of FP17s or Patient Questionnaire responses are less than 100. N/A is shown where the base number of responses is less than 10 during the period. % is calculated as Quantity/Base number*100

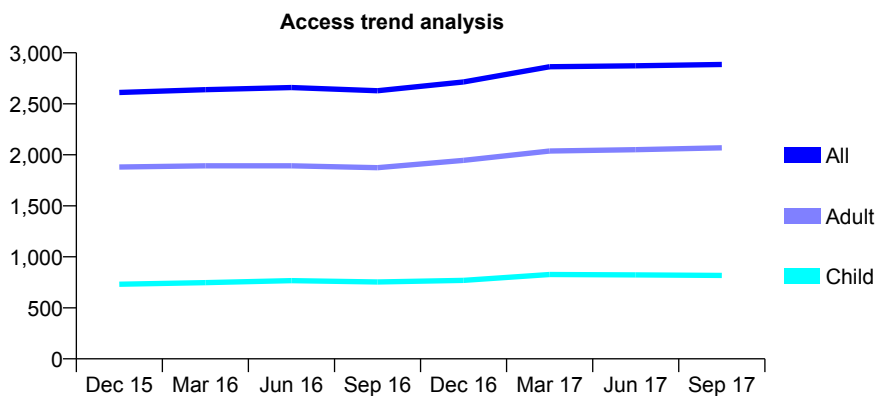
Q51 - Vital Signs At a Glance Contract Report for 145130/0001 - September 2017

Name or company name	Wensley & Wright
Contract type name	GDS Contract
Purpose of contract	General
Contract start date	01/04/2006
Contract end date	

17/18 Contracted general activity (UDA)	8,147
Carry forward general activity (UDA)	0
17/18 Contracted orthodontic activity (UOA)	0
Carry forward orthodontic activity (UOA)	0
Baseline contract value	£257,974.68

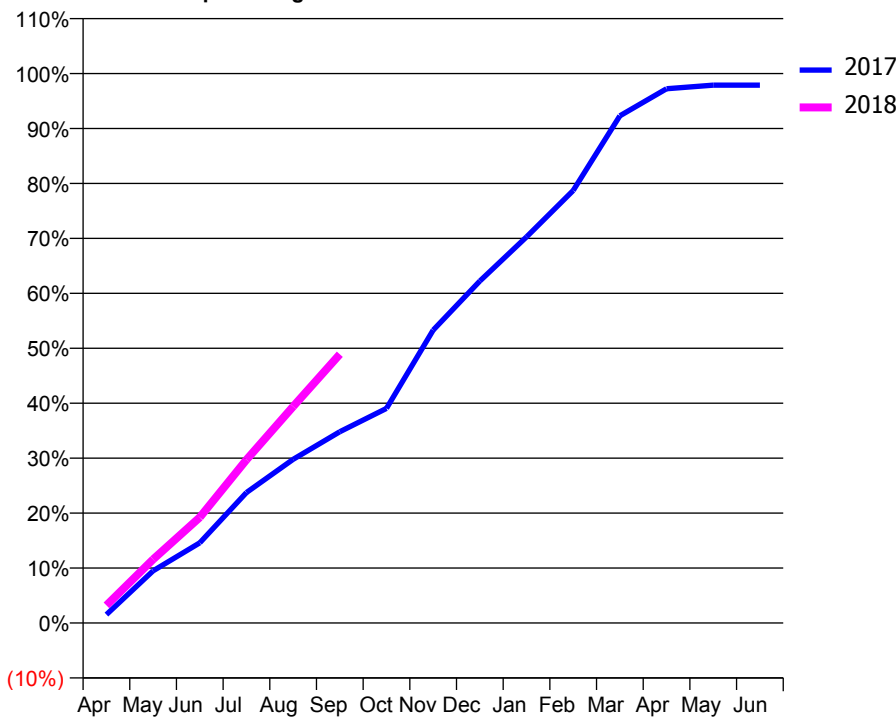
ACCESS*

Patients seen in 24 months	Total	Change since previous quarter
Quarter ending September 2016	2,628	
Quarter ending December 2016	2,715	↑
Quarter ending March 2017	2,864	↑
Quarter ending June 2017	2,873	→
Quarter ending September 2017	2,885	→
Variance since September 2016	9.8%	↑



ACTIVITY

Cumulative percentage of contracted UDA delivered 2017 & 2018



Month	Adjusted Scheduled Activity (UDA)	
	2017	2018
April	126	262
May	774	945
June	1,189	1,566
July	1,934	2,421
August	2,426	3,210
September	2,837	3,986
October	3,181	
November	4,342	
December	5,069	
January	5,724	
February	6,412	
March	7,520	
April	7,920	
May	7,974	
June	7,975	

QUALITY

	Quantity	Base Number	Contract	AT	Region	England
% of FP17s for the same patient ID Re-attending within 3 months - Children	30	495	6.1%	9.7%	12.8%	11.9%
% of FP17s for the same patient ID Re-attending within 3 months - Adults	166	1,309	12.7%	14.4%	16.5%	15.9%
% of FP17s for the same patient ID Re-attending between 3 & 9 months - Children	255	495	51.5%	58.9%	59.7%	58.1%
% of FP17s for the same patient ID Re-attending between 3 & 9 months - Adults	624	1,309	47.7%	52.9%	53.0%	50.6%
% of FP17s for Band 1 Urgent Courses	123	1,606	7.7%	7.7%	9.2%	9.1%
% of FP17s Relating to Free Repair or Replacements	16	1,606	1.0%	1.1%	1.0%	0.8%
% of FP17s Relating to Continuations	30	1,606	1.9%	1.3%	1.2%	1.1%
% of Patients satisfied with the dentistry they have received	5	5	N/A	92.7%	91.6%	91.4%
% of Patients satisfied with the time they had to wait for an appointment	3	5	N/A	88.3%	88.1%	87.7%

* This is based on patients treated on this contract for their most recent course of treatment. Figures in italics indicate the base number of FP17s or Patient Questionnaire responses are less than 100. N/A is shown where the base number of responses is less than 10 during the period. % is calculated as Quantity/Base number*100

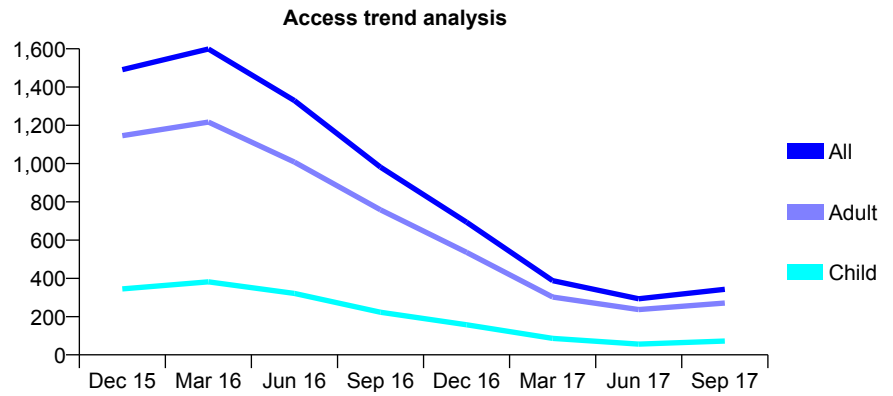
Q51 - Vital Signs At a Glance Contract Report for 145130/0002 - September 2017

Name or company name	Wensley & Wright
Contract type name	GDS Contract
Purpose of contract	General
Contract start date	01/04/2006
Contract end date	

17/18 Contracted general activity (UDA)	3,328
Carry forward general activity (UDA)	0
17/18 Contracted orthodontic activity (UOA)	0
Carry forward orthodontic activity (UOA)	0
Baseline contract value	£94,488.34

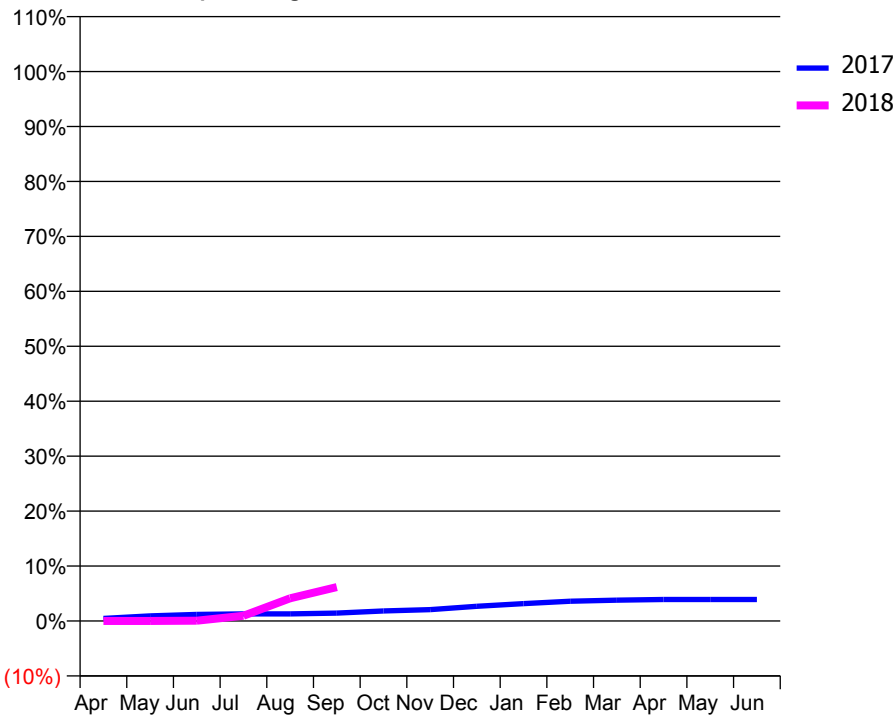
ACCESS*

Patients seen in 24 months	Total	Change since previous quarter
Quarter ending September 2016	981	
Quarter ending December 2016	693	↓
Quarter ending March 2017	388	↓
Quarter ending June 2017	293	↓
Quarter ending September 2017	343	↑
Variance since September 2016	(65.0%)	↓



ACTIVITY

Cumulative percentage of contracted UDA delivered 2017 & 2018



Month	Adjusted Scheduled Activity (UDA)	
	2017	2018
April	16	0
May	31	0
June	40	2
July	43	32
August	43	137
September	48	206
October	61	
November	69	
December	89	
January	105	
February	120	
March	126	
April	130	
May	130	
June	130	

QUALITY

	Quantity	Base Number	Contract	AT	Region	England
% of FP17s for the same patient ID Re-attending within 3 months - Children	0	40	0.0%	9.7%	12.8%	11.9%
% of FP17s for the same patient ID Re-attending within 3 months - Adults	2	110	1.8%	14.4%	16.5%	15.9%
% of FP17s for the same patient ID Re-attending between 3 & 9 months - Children	5	40	12.5%	58.9%	59.7%	58.1%
% of FP17s for the same patient ID Re-attending between 3 & 9 months - Adults	5	110	4.5%	52.9%	53.0%	50.6%
% of FP17s for Band 1 Urgent Courses	23	148	15.5%	7.7%	9.2%	9.1%
% of FP17s Relating to Free Repair or Replacements	0	148	0.0%	1.1%	1.0%	0.8%
% of FP17s Relating to Continuations	0	148	0.0%	1.3%	1.2%	1.1%
% of Patients satisfied with the dentistry they have received	0	0	N/A	92.7%	91.6%	91.4%
% of Patients satisfied with the time they had to wait for an appointment	0	0	N/A	88.3%	88.1%	87.7%

* This is based on patients treated on this contract for their most recent course of treatment. Figures in italics indicate the base number of FP17s or Patient Questionnaire responses are less than 100. N/A is shown where the base number of responses is less than 10 during the period. % is calculated as Quantity/Base number*100

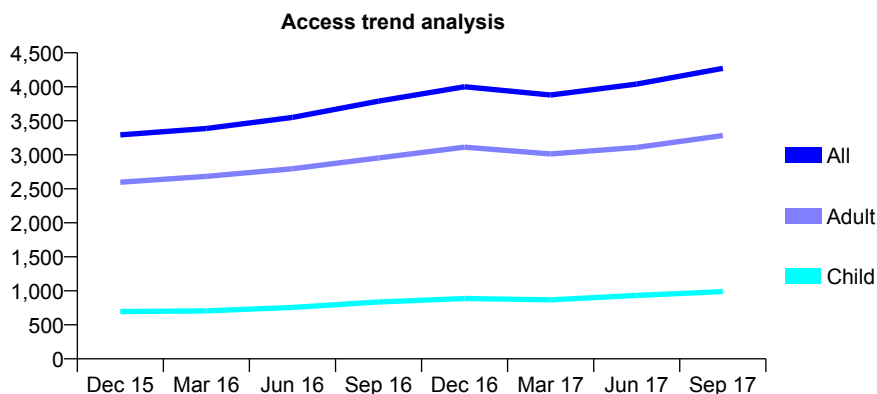
Q51 - Vital Signs At a Glance Contract Report for 146439/0001 - September 2017

Name or company name	Premier Dental Ltd
Contract type name	GDS Contract
Purpose of contract	General
Contract start date	24/02/2011
Contract end date	

17/18 Contracted general activity (UDA)	15,304
Carry forward general activity (UDA)	0
17/18 Contracted orthodontic activity (UOA)	0
Carry forward orthodontic activity (UOA)	0
Baseline contract value	£466,725.27

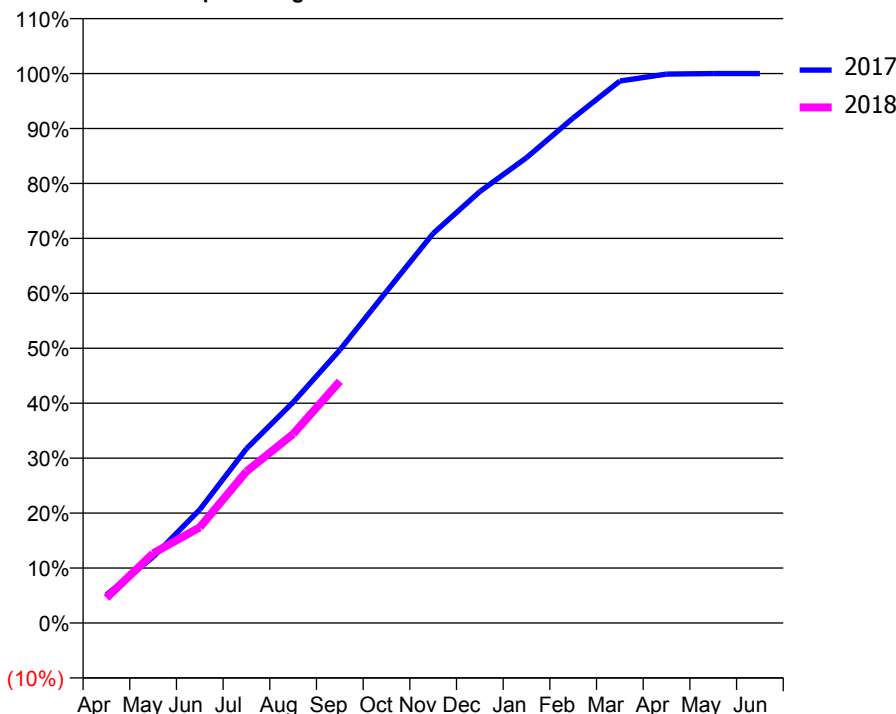
ACCESS*

Patients seen in 24 months	Total	Change since previous quarter
Quarter ending September 2016	3,789	
Quarter ending December 2016	4,000	↑
Quarter ending March 2017	3,879	↓
Quarter ending June 2017	4,041	↑
Quarter ending September 2017	4,272	↑
Variance since September 2016	12.7%	↑



ACTIVITY

Cumulative percentage of contracted UDA delivered 2017 & 2018



Month	Adjusted Scheduled Activity (UDA)	
	2017	2018
April	787	701
May	1,841	1,941
June	3,158	2,666
July	4,854	4,221
August	6,148	5,266
September	7,605	6,732
October	9,235	
November	10,851	
December	12,015	
January	12,960	
February	14,068	
March	15,095	
April	15,289	
May	15,302	
June	15,302	

QUALITY

	Quantity	Base Number	Contract	AT	Region	England
% of FP17s for the same patient ID Re-attending within 3 months - Children	23	664	3.5%	9.7%	12.8%	11.9%
% of FP17s for the same patient ID Re-attending within 3 months - Adults	208	2,173	9.6%	14.4%	16.5%	15.9%
% of FP17s for the same patient ID Re-attending between 3 & 9 months - Children	304	664	45.8%	58.9%	59.7%	58.1%
% of FP17s for the same patient ID Re-attending between 3 & 9 months - Adults	1,130	2,173	52.0%	52.9%	53.0%	50.6%
% of FP17s for Band 1 Urgent Courses	109	2,759	4.0%	7.7%	9.2%	9.1%
% of FP17s Relating to Free Repair or Replacements	19	2,759	0.7%	1.1%	1.0%	0.8%
% of FP17s Relating to Continuations	49	2,759	1.8%	1.3%	1.2%	1.1%
% of Patients satisfied with the dentistry they have received	11	12	91.7%	92.7%	91.6%	91.4%
% of Patients satisfied with the time they had to wait for an appointment	11	12	91.7%	88.3%	88.1%	87.7%

* This is based on patients treated on this contract for their most recent course of treatment. Figures in italics indicate the base number of FP17s or Patient Questionnaire responses are less than 100. N/A is shown where the base number of responses is less than 10 during the period. % is calculated as Quantity/Base number*100

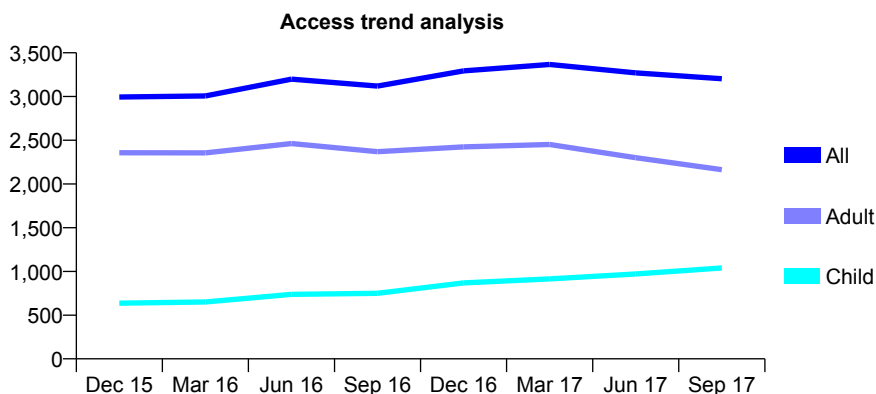
Q51 - Vital Signs At a Glance Contract Report for 147397/0001 - September 2017

Name or company name	Hillsborough Family Dental Centre
Contract type name	GDS Contract
Purpose of contract	General
Contract start date	01/04/2012
Contract end date	

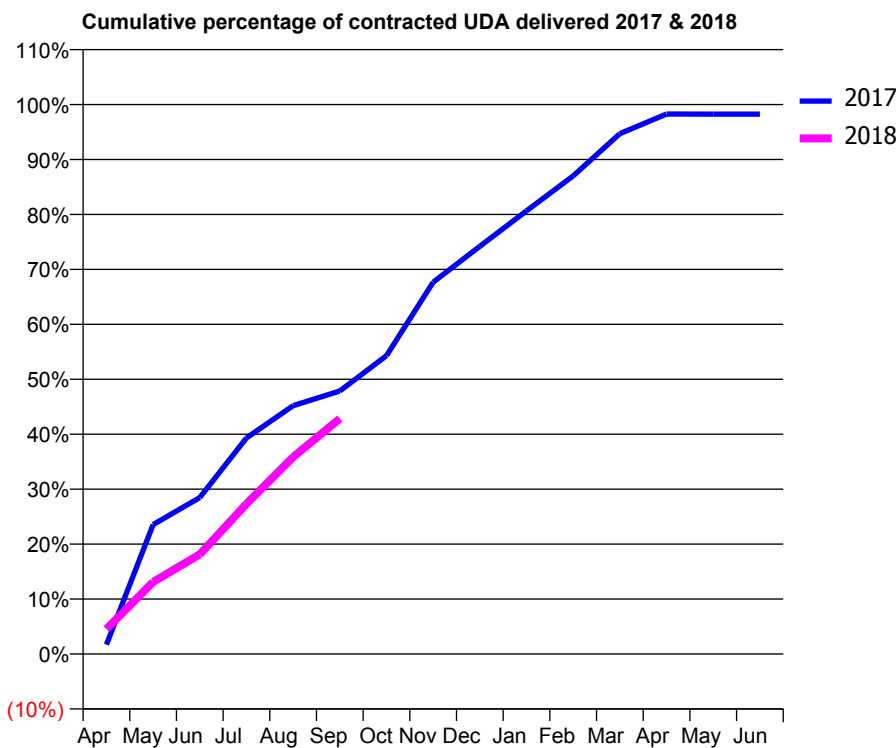
17/18 Contracted general activity (UDA)	8,664
Carry forward general activity (UDA)	0
17/18 Contracted orthodontic activity (UOA)	0
Carry forward orthodontic activity (UOA)	0
Baseline contract value	£237,198.99

ACCESS*

Patients seen in 24 months	Total	Change since previous quarter
Quarter ending September 2016	3,119	
Quarter ending December 2016	3,293	↑
Quarter ending March 2017	3,366	↑
Quarter ending June 2017	3,271	↓
Quarter ending September 2017	3,204	↓
Variance since September 2016	2.7%	↑



ACTIVITY



Month	Adjusted Scheduled Activity (UDA)	
	2017	2018
April	149	394
May	2,041	1,137
June	2,468	1,571
July	3,408	2,368
August	3,915	3,107
September	4,148	3,712
October	4,704	
November	5,864	
December	6,428	
January	6,988	
February	7,539	
March	8,204	
April	8,515	
May	8,513	
June	8,513	

QUALITY

	Quantity	Base Number	Contract	AT	Region	England
% of FP17s for the same patient ID Re-attending within 3 months - Children	37	671	5.5%	9.7%	12.8%	11.9%
% of FP17s for the same patient ID Re-attending within 3 months - Adults	121	892	13.6%	14.4%	16.5%	15.9%
% of FP17s for the same patient ID Re-attending between 3 & 9 months - Children	367	671	54.7%	58.9%	59.7%	58.1%
% of FP17s for the same patient ID Re-attending between 3 & 9 months - Adults	388	892	43.5%	52.9%	53.0%	50.6%
% of FP17s for Band 1 Urgent Courses	54	1,431	3.8%	7.7%	9.2%	9.1%
% of FP17s Relating to Free Repair or Replacements	6	1,431	0.4%	1.1%	1.0%	0.8%
% of FP17s Relating to Continuations	44	1,431	3.1%	1.3%	1.2%	1.1%
% of Patients satisfied with the dentistry they have received	2	4	N/A	92.7%	91.6%	91.4%
% of Patients satisfied with the time they had to wait for an appointment	4	4	N/A	88.3%	88.1%	87.7%

* This is based on patients treated on this contract for their most recent course of treatment. Figures in italics indicate the base number of FP17s or Patient Questionnaire responses are less than 100. N/A is shown where the base number of responses is less than 10 during the period. % is calculated as Quantity/Base number*100

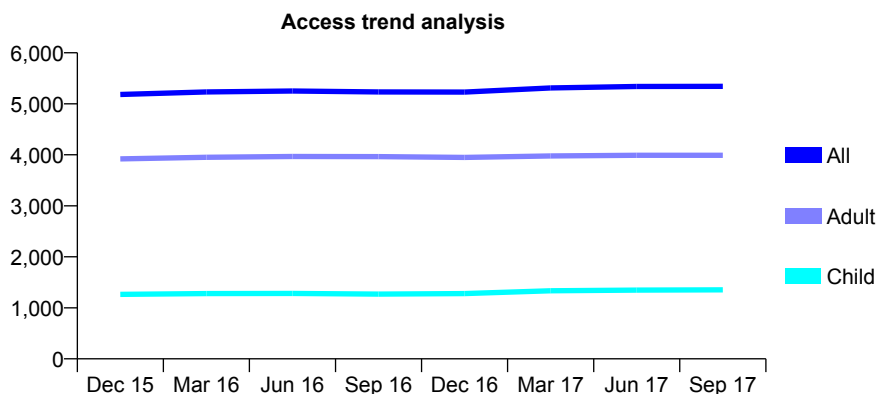
Q51 - Vital Signs At a Glance Contract Report for 147583/0001 - September 2017

Name or company name	Prime Dental Care Limited
Contract type name	GDS Contract
Purpose of contract	General
Contract start date	02/08/2010
Contract end date	

17/18 Contracted general activity (UDA)	13,805
Carry forward general activity (UDA)	0
17/18 Contracted orthodontic activity (UOA)	0
Carry forward orthodontic activity (UOA)	0
Baseline contract value	£423,373.08

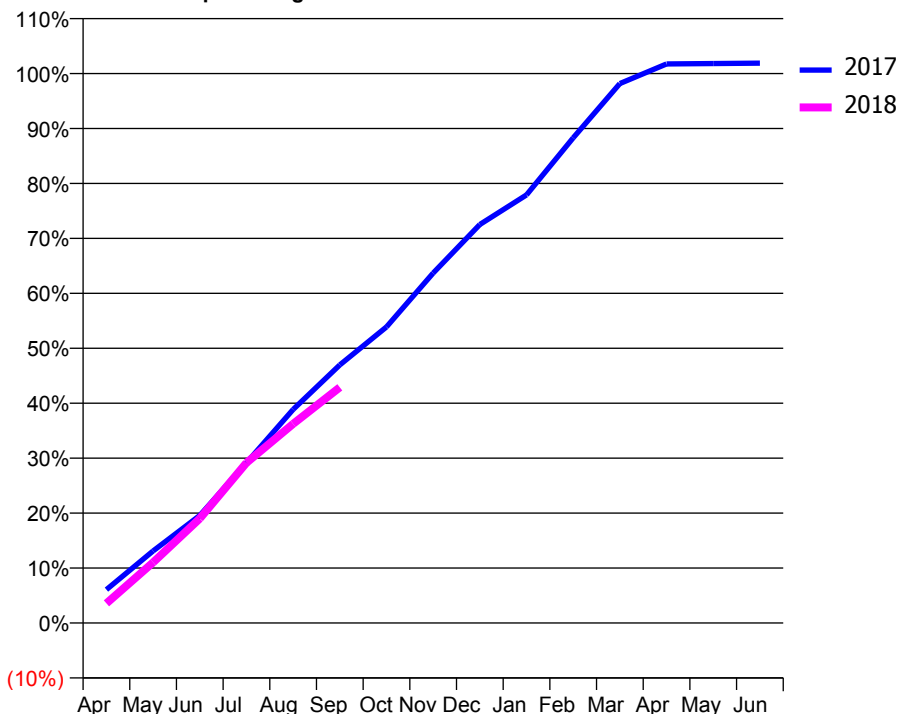
ACCESS*

Patients seen in 24 months	Total	Change since previous quarter
Quarter ending September 2016	5,232	
Quarter ending December 2016	5,229	→
Quarter ending March 2017	5,312	→
Quarter ending June 2017	5,339	→
Quarter ending September 2017	5,343	→
Variance since September 2016	2.1%	↑



ACTIVITY

Cumulative percentage of contracted UDA delivered 2017 & 2018



Month	Adjusted Scheduled Activity (UDA)	
	2017	2018
April	839	493
May	1,811	1,521
June	2,701	2,625
July	4,027	4,025
August	5,365	5,002
September	6,484	5,920
October	7,440	
November	8,793	
December	10,013	
January	10,757	
February	12,188	
March	13,552	
April	14,044	
May	14,054	
June	14,066	

QUALITY

	Quantity	Base Number	Contract	AT	Region	England
% of FP17s for the same patient ID Re-attending within 3 months - Children	62	885	7.0%	9.7%	12.8%	11.9%
% of FP17s for the same patient ID Re-attending within 3 months - Adults	352	2,571	13.7%	14.4%	16.5%	15.9%
% of FP17s for the same patient ID Re-attending between 3 & 9 months - Children	350	885	39.5%	58.9%	59.7%	58.1%
% of FP17s for the same patient ID Re-attending between 3 & 9 months - Adults	1,130	2,571	44.0%	52.9%	53.0%	50.6%
% of FP17s for Band 1 Urgent Courses	103	2,814	3.7%	7.7%	9.2%	9.1%
% of FP17s Relating to Free Repair or Replacements	52	2,814	1.8%	1.1%	1.0%	0.8%
% of FP17s Relating to Continuations	25	2,814	0.9%	1.3%	1.2%	1.1%
% of Patients satisfied with the dentistry they have received	6	9	N/A	92.7%	91.6%	91.4%
% of Patients satisfied with the time they had to wait for an appointment	7	9	N/A	88.3%	88.1%	87.7%

* This is based on patients treated on this contract for their most recent course of treatment. Figures in italics indicate the base number of FP17s or Patient Questionnaire responses are less than 100. N/A is shown where the base number of responses is less than 10 during the period. % is calculated as Quantity/Base number*100

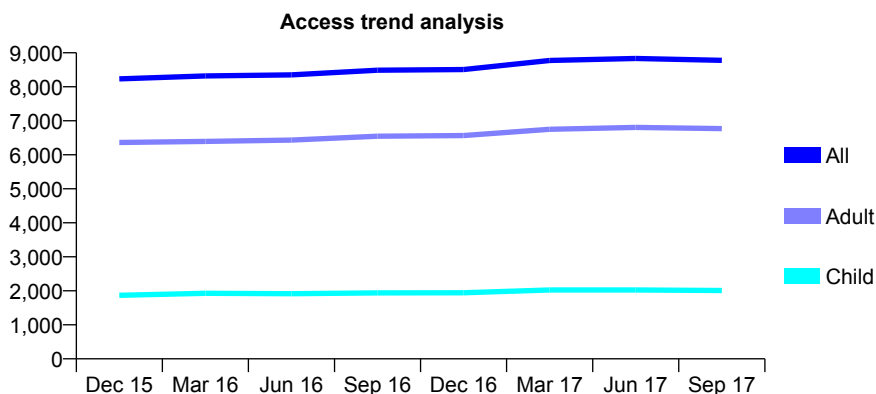
Q51 - Vital Signs At a Glance Contract Report for 149896/0001 - September 2017

Name or company name	Handsworth Dental Care
Contract type name	GDS Contract
Purpose of contract	General
Contract start date	30/10/2009
Contract end date	

17/18 Contracted general activity (UDA)	25,095
Carry forward general activity (UDA)	0
17/18 Contracted orthodontic activity (UOA)	0
Carry forward orthodontic activity (UOA)	0
Baseline contract value	£600,241.41

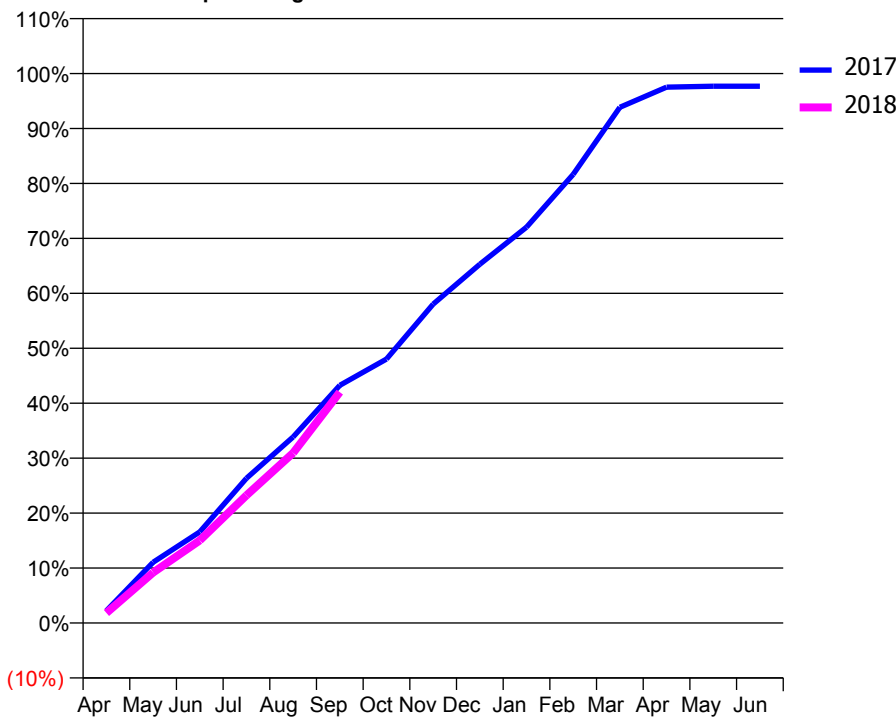
ACCESS*

Patients seen in 24 months	Total	Change since previous quarter
Quarter ending September 2016	8,489	
Quarter ending December 2016	8,507	→
Quarter ending March 2017	8,776	↑
Quarter ending June 2017	8,832	→
Quarter ending September 2017	8,780	→
Variance since September 2016	3.4%	↑



ACTIVITY

Cumulative percentage of contracted UDA delivered 2017 & 2018



Month	Adjusted Scheduled Activity (UDA)	
	2017	2018
April	562	459
May	2,773	2,306
June	4,165	3,772
July	6,610	5,834
August	8,495	7,766
September	10,857	10,546
October	12,052	
November	14,564	
December	16,387	
January	18,078	
February	20,487	
March	23,555	
April	24,471	
May	24,515	
June	24,512	

QUALITY

	Quantity	Base Number	Contract	AT	Region	England
% of FP17s for the same patient ID Re-attending within 3 months - Children	129	1,793	7.2%	9.7%	12.8%	11.9%
% of FP17s for the same patient ID Re-attending within 3 months - Adults	706	5,067	13.9%	14.4%	16.5%	15.9%
% of FP17s for the same patient ID Re-attending between 3 & 9 months - Children	1,242	1,793	69.3%	58.9%	59.7%	58.1%
% of FP17s for the same patient ID Re-attending between 3 & 9 months - Adults	3,116	5,067	61.5%	52.9%	53.0%	50.6%
% of FP17s for Band 1 Urgent Courses	398	5,768	6.9%	7.7%	9.2%	9.1%
% of FP17s Relating to Free Repair or Replacements	223	5,768	3.9%	1.1%	1.0%	0.8%
% of FP17s Relating to Continuations	42	5,768	0.7%	1.3%	1.2%	1.1%
% of Patients satisfied with the dentistry they have received	21	23	91.3%	92.7%	91.6%	91.4%
% of Patients satisfied with the time they had to wait for an appointment	21	23	91.3%	88.3%	88.1%	87.7%

* This is based on patients treated on this contract for their most recent course of treatment. Figures in italics indicate the base number of FP17s or Patient Questionnaire responses are less than 100. N/A is shown where the base number of responses is less than 10 during the period. % is calculated as Quantity/Base number*100

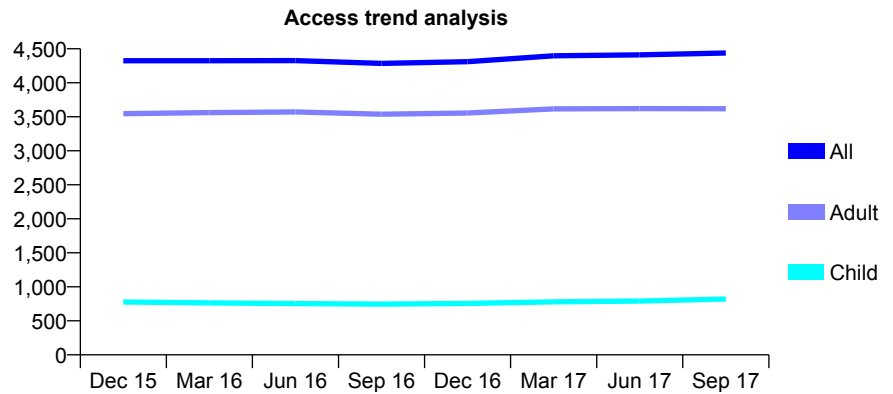
Q51 - Vital Signs At a Glance Contract Report for 150444/0001 - September 2017

Name or company name	Dore Dental Care
Contract type name	GDS Contract
Purpose of contract	General
Contract start date	01/04/2006
Contract end date	

17/18 Contracted general activity (UDA)	12,151
Carry forward general activity (UDA)	0
17/18 Contracted orthodontic activity (UOA)	0
Carry forward orthodontic activity (UOA)	0
Baseline contract value	£388,790.81

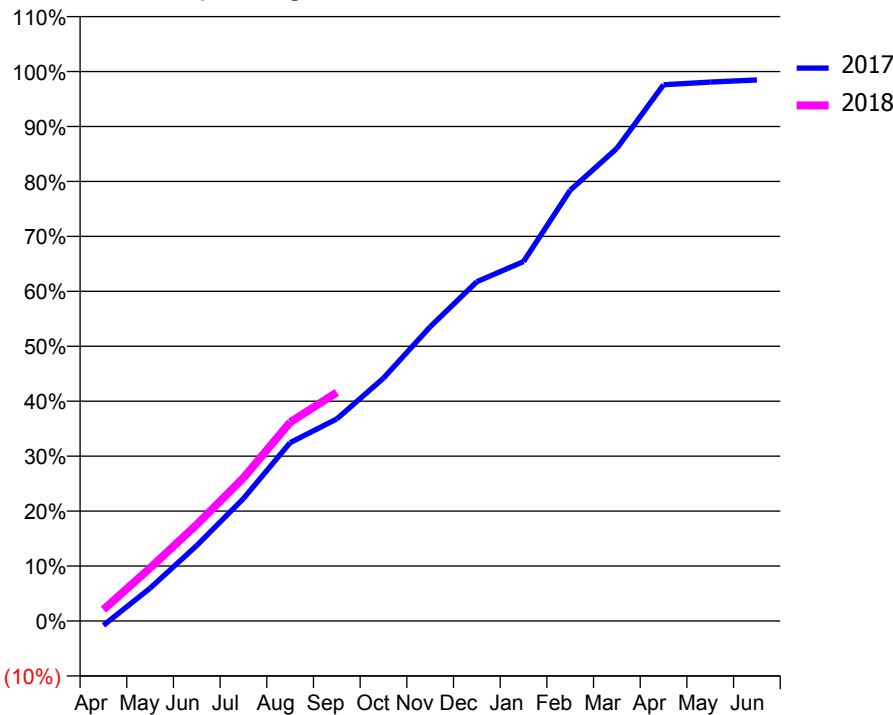
ACCESS*

Patients seen in 24 months	Total	Change since previous quarter
Quarter ending September 2016	4,285	
Quarter ending December 2016	4,311	→
Quarter ending March 2017	4,397	→
Quarter ending June 2017	4,411	→
Quarter ending September 2017	4,439	→
Variance since September 2016	3.6%	↑



ACTIVITY

Cumulative percentage of contracted UDA delivered 2017 & 2018



Month	Adjusted Scheduled Activity (UDA)	
	2017	2018
April	-98	252
May	728	1,172
June	1,670	2,132
July	2,709	3,167
August	3,945	4,394
September	4,468	5,055
October	5,371	
November	6,505	
December	7,502	
January	7,948	
February	9,525	
March	10,453	
April	11,858	
May	11,918	
June	11,964	

QUALITY

	Quantity	Base Number	Contract	AT	Region	England
% of FP17s for the same patient ID Re-attending within 3 months - Children	31	683	4.5%	9.7%	12.8%	11.9%
% of FP17s for the same patient ID Re-attending within 3 months - Adults	451	3,323	13.6%	14.4%	16.5%	15.9%
% of FP17s for the same patient ID Re-attending between 3 & 9 months - Children	443	683	64.9%	58.9%	59.7%	58.1%
% of FP17s for the same patient ID Re-attending between 3 & 9 months - Adults	2,251	3,323	67.7%	52.9%	53.0%	50.6%
% of FP17s for Band 1 Urgent Courses	146	3,194	4.6%	7.7%	9.2%	9.1%
% of FP17s Relating to Free Repair or Replacements	27	3,194	0.8%	1.1%	1.0%	0.8%
% of FP17s Relating to Continuations	73	3,194	2.3%	1.3%	1.2%	1.1%
% of Patients satisfied with the dentistry they have received	10	11	90.9%	92.7%	91.6%	91.4%
% of Patients satisfied with the time they had to wait for an appointment	10	11	90.9%	88.3%	88.1%	87.7%

* This is based on patients treated on this contract for their most recent course of treatment. Figures in italics indicate the base number of FP17s or Patient Questionnaire responses are less than 100. N/A is shown where the base number of responses is less than 10 during the period. % is calculated as Quantity/Base number*100

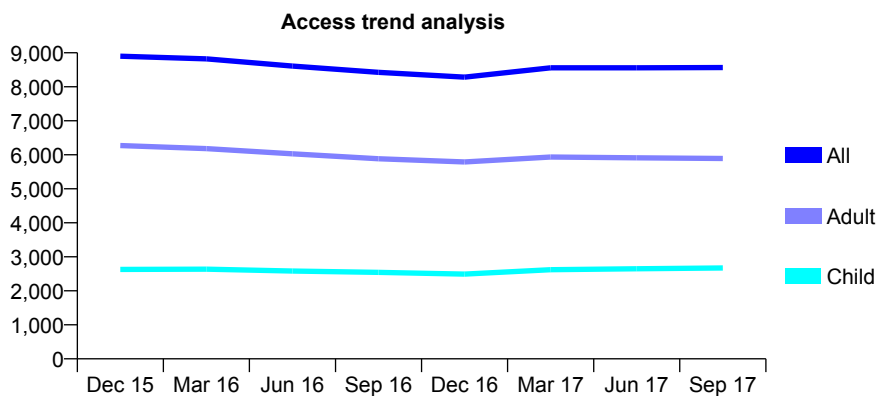
Q51 - Vital Signs At a Glance Contract Report for 151491/0001 - September 2017

Name or company name	A2 Dental Studio
Contract type name	GDS Contract
Purpose of contract	General
Contract start date	06/06/2011
Contract end date	

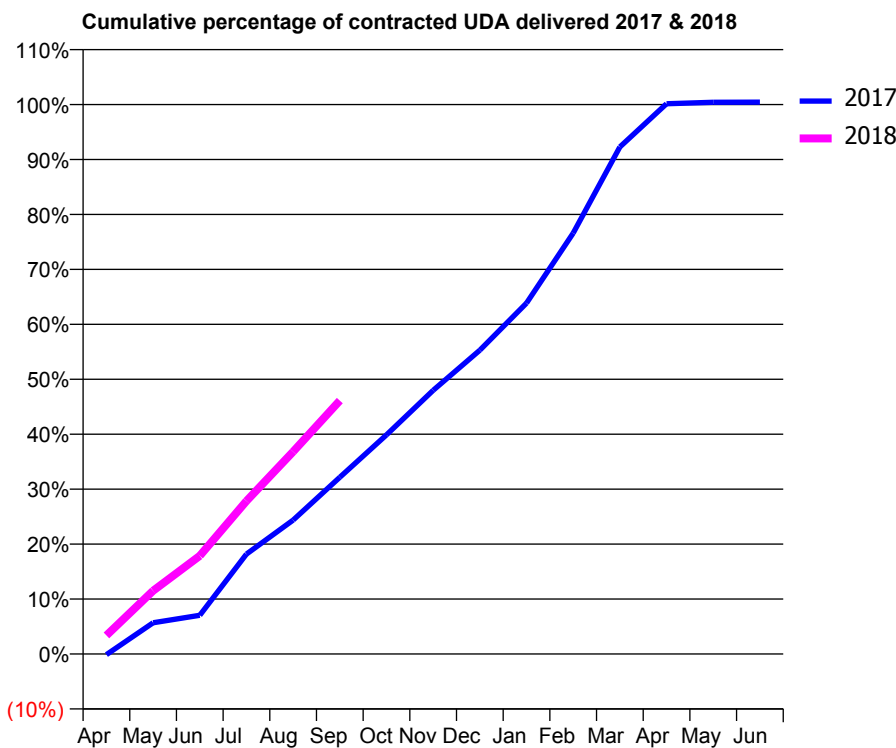
17/18 Contracted general activity (UDA)	22,823
Carry forward general activity (UDA)	0
17/18 Contracted orthodontic activity (UOA)	0
Carry forward orthodontic activity (UOA)	0
Baseline contract value	£741,875.77

ACCESS*

Patients seen in 24 months	Total	Change since previous quarter
Quarter ending September 2016	8,427	
Quarter ending December 2016	8,284	↓
Quarter ending March 2017	8,560	↑
Quarter ending June 2017	8,559	→
Quarter ending September 2017	8,565	→
Variance since September 2016	1.6%	→



ACTIVITY



Month	Adjusted Scheduled Activity (UDA)	
	2017	2018
April	-31	774
May	1,297	2,627
June	1,609	4,077
July	4,150	6,355
August	5,566	8,407
September	7,343	10,525
October	9,104	
November	10,955	
December	12,621	
January	14,573	
February	17,484	
March	21,057	
April	22,854	
May	22,914	
June	22,921	

QUALITY

	Quantity	Base Number	Contract	AT	Region	England
% of FP17s for the same patient ID Re-attending within 3 months - Children	148	1,603	9.2%	9.7%	12.8%	11.9%
% of FP17s for the same patient ID Re-attending within 3 months - Adults	597	3,596	16.6%	14.4%	16.5%	15.9%
% of FP17s for the same patient ID Re-attending between 3 & 9 months - Children	765	1,603	47.7%	58.9%	59.7%	58.1%
% of FP17s for the same patient ID Re-attending between 3 & 9 months - Adults	1,602	3,596	44.5%	52.9%	53.0%	50.6%
% of FP17s for Band 1 Urgent Courses	420	4,272	9.8%	7.7%	9.2%	9.1%
% of FP17s Relating to Free Repair or Replacements	62	4,272	1.5%	1.1%	1.0%	0.8%
% of FP17s Relating to Continuations	65	4,272	1.5%	1.3%	1.2%	1.1%
% of Patients satisfied with the dentistry they have received	12	13	92.3%	92.7%	91.6%	91.4%
% of Patients satisfied with the time they had to wait for an appointment	13	13	100.0%	88.3%	88.1%	87.7%

* This is based on patients treated on this contract for their most recent course of treatment. Figures in italics indicate the base number of FP17s or Patient Questionnaire responses are less than 100. N/A is shown where the base number of responses is less than 10 during the period. % is calculated as Quantity/Base number*100

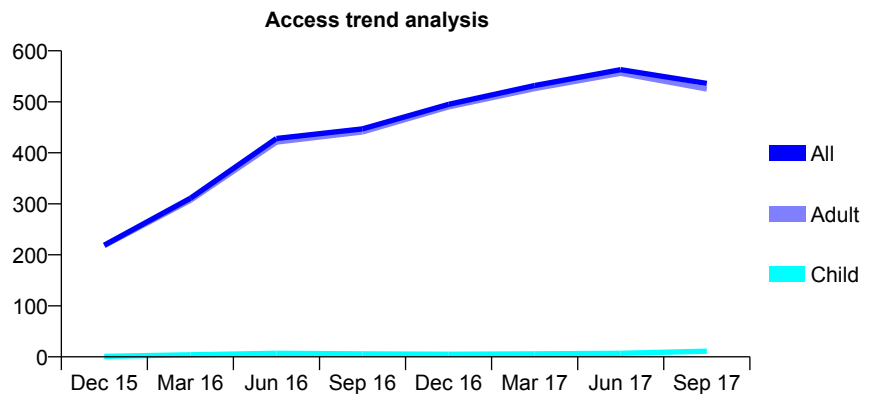
Q51 - Vital Signs At a Glance Contract Report for 151653/0003 - September 2017

Name or company name	The Forum Practice Ltd
Contract type name	PDS Contract
Purpose of contract	General
Contract start date	01/04/2012
Contract end date	31/03/2020

17/18 Contracted general activity (UDA)	1,800
Carry forward general activity (UDA)	0
17/18 Contracted orthodontic activity (UOA)	0
Carry forward orthodontic activity (UOA)	0
Baseline contract value	£66,752.40

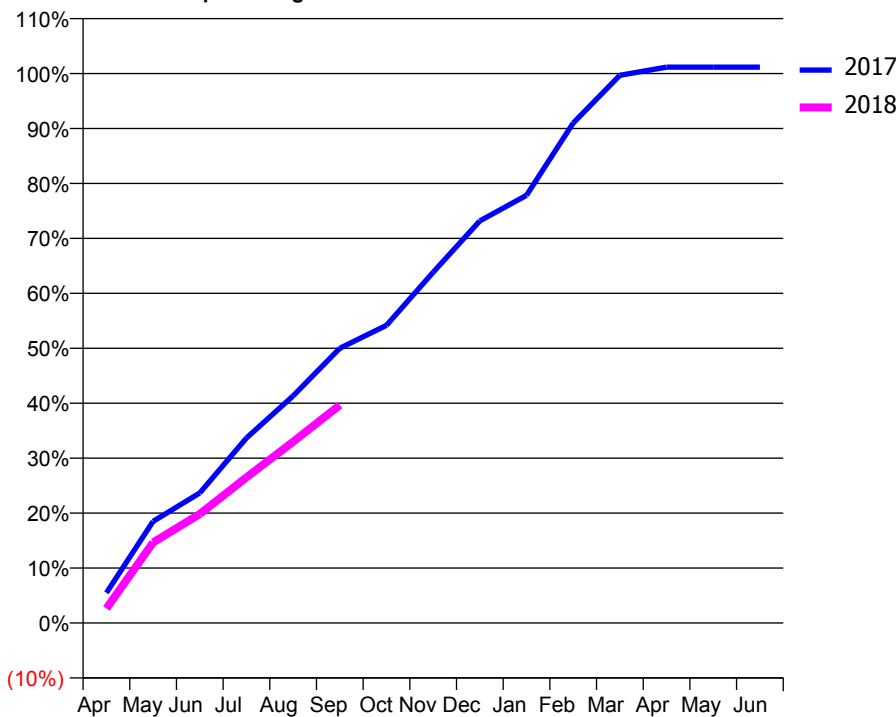
ACCESS*

Patients seen in 24 months	Total	Change since previous quarter
Quarter ending September 2016	447	
Quarter ending December 2016	495	↑
Quarter ending March 2017	532	↑
Quarter ending June 2017	563	↑
Quarter ending September 2017	536	↓
Variance since September 2016	19.9%	↑



ACTIVITY

Cumulative percentage of contracted UDA delivered 2017 & 2018



Month	Adjusted Scheduled Activity (UDA)	
	2017	2018
April	99	48
May	333	264
June	426	357
July	606	477
August	744	594
September	900	714
October	975	
November	1,149	
December	1,317	
January	1,401	
February	1,638	
March	1,794	
April	1,821	
May	1,821	
June	1,821	

QUALITY

	Quantity	Base Number	Contract	AT	Region	England
% of FP17s for the same patient ID Re-attending within 3 months - Children	0	7	0.0%	9.7%	12.8%	11.9%
% of FP17s for the same patient ID Re-attending within 3 months - Adults	23	240	9.6%	14.4%	16.5%	15.9%
% of FP17s for the same patient ID Re-attending between 3 & 9 months - Children	1	7	14.3%	58.9%	59.7%	58.1%
% of FP17s for the same patient ID Re-attending between 3 & 9 months - Adults	1	240	0.4%	52.9%	53.0%	50.6%
% of FP17s for Band 1 Urgent Courses	0	238	0.0%	7.7%	9.2%	9.1%
% of FP17s Relating to Free Repair or Replacements	0	238	0.0%	1.1%	1.0%	0.8%
% of FP17s Relating to Continuations	0	238	0.0%	1.3%	1.2%	1.1%
% of Patients satisfied with the dentistry they have received	0	0	N/A	92.7%	91.6%	91.4%
% of Patients satisfied with the time they had to wait for an appointment	0	0	N/A	88.3%	88.1%	87.7%

* This is based on patients treated on this contract for their most recent course of treatment. Figures in italics indicate the base number of FP17s or Patient Questionnaire responses are less than 100. N/A is shown where the base number of responses is less than 10 during the period. % is calculated as Quantity/Base number*100

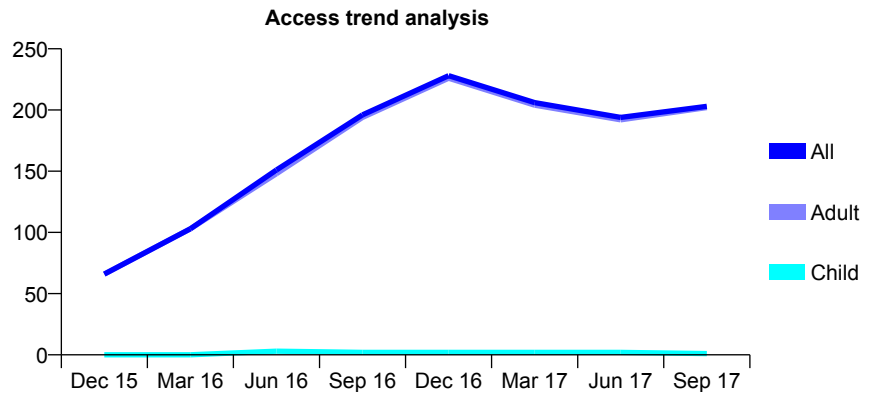
Q51 - Vital Signs At a Glance Contract Report for 151653/0004 - September 2017

Name or company name	The Forum Practice Ltd
Contract type name	PDS Contract
Purpose of contract	General
Contract start date	01/03/2012
Contract end date	30/04/2020

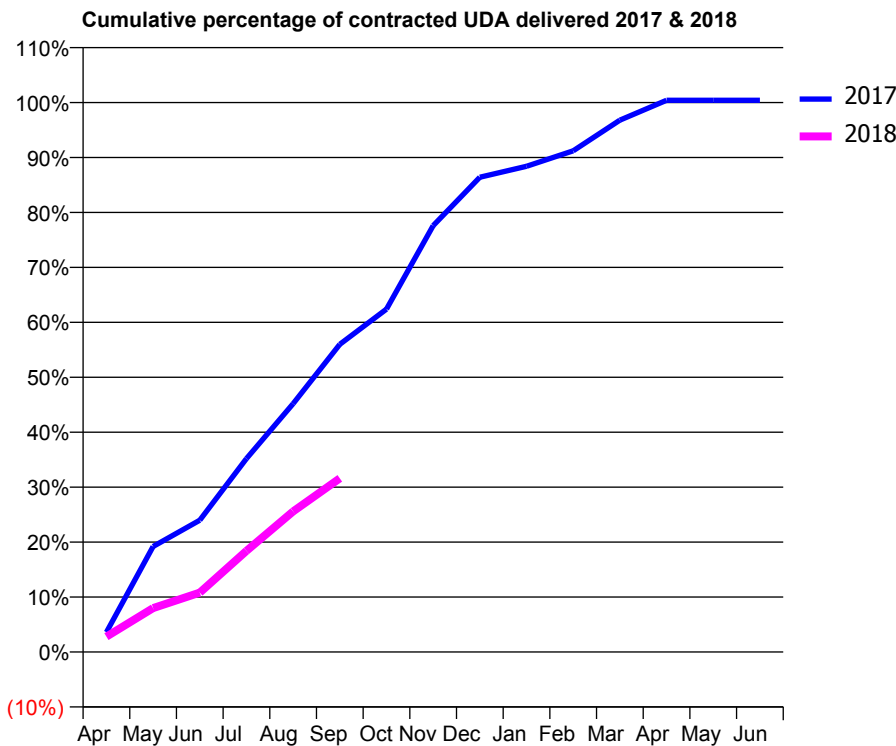
17/18 Contracted general activity (UDA)	750
Carry forward general activity (UDA)	0
17/18 Contracted orthodontic activity (UOA)	0
Carry forward orthodontic activity (UOA)	0
Baseline contract value	£35,089.75

ACCESS*

Patients seen in 24 months	Total	Change since previous quarter
Quarter ending September 2016	196	
Quarter ending December 2016	228	↑
Quarter ending March 2017	206	↓
Quarter ending June 2017	194	↓
Quarter ending September 2017	203	↑
Variance since September 2016	3.6%	↑



ACTIVITY



Month	Adjusted Scheduled Activity (UDA)	
	2017	2018
April	27	21
May	144	60
June	180	81
July	264	138
August	339	192
September	420	237
October	468	
November	582	
December	648	
January	663	
February	684	
March	726	
April	753	
May	753	
June	753	

QUALITY

	Quantity	Base Number	Contract	AT	Region	England
% of FP17s for the same patient ID Re-attending within 3 months - Children	0	0	N/A	9.7%	12.8%	11.9%
% of FP17s for the same patient ID Re-attending within 3 months - Adults	7	88	8.0%	14.4%	16.5%	15.9%
% of FP17s for the same patient ID Re-attending between 3 & 9 months - Children	0	0	N/A	58.9%	59.7%	58.1%
% of FP17s for the same patient ID Re-attending between 3 & 9 months - Adults	0	88	0.0%	52.9%	53.0%	50.6%
% of FP17s for Band 1 Urgent Courses	0	79	0.0%	7.7%	9.2%	9.1%
% of FP17s Relating to Free Repair or Replacements	0	79	0.0%	1.1%	1.0%	0.8%
% of FP17s Relating to Continuations	0	79	0.0%	1.3%	1.2%	1.1%
% of Patients satisfied with the dentistry they have received	0	0	N/A	92.7%	91.6%	91.4%
% of Patients satisfied with the time they had to wait for an appointment	0	0	N/A	88.3%	88.1%	87.7%

* This is based on patients treated on this contract for their most recent course of treatment. Figures in italics indicate the base number of FP17s or Patient Questionnaire responses are less than 100. N/A is shown where the base number of responses is less than 10 during the period. % is calculated as Quantity/Base number*100

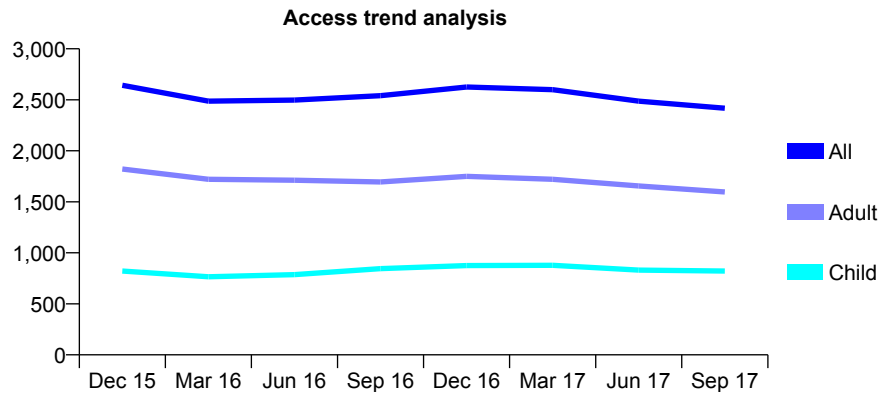
Q51 - Vital Signs At a Glance Contract Report for 152161/0001 - September 2017

Name or company name	Manor Dental Practice
Contract type name	GDS Contract
Purpose of contract	General
Contract start date	01/10/2007
Contract end date	

17/18 Contracted general activity (UDA)	8,728
Carry forward general activity (UDA)	0
17/18 Contracted orthodontic activity (UOA)	0
Carry forward orthodontic activity (UOA)	0
Baseline contract value	£231,566.69

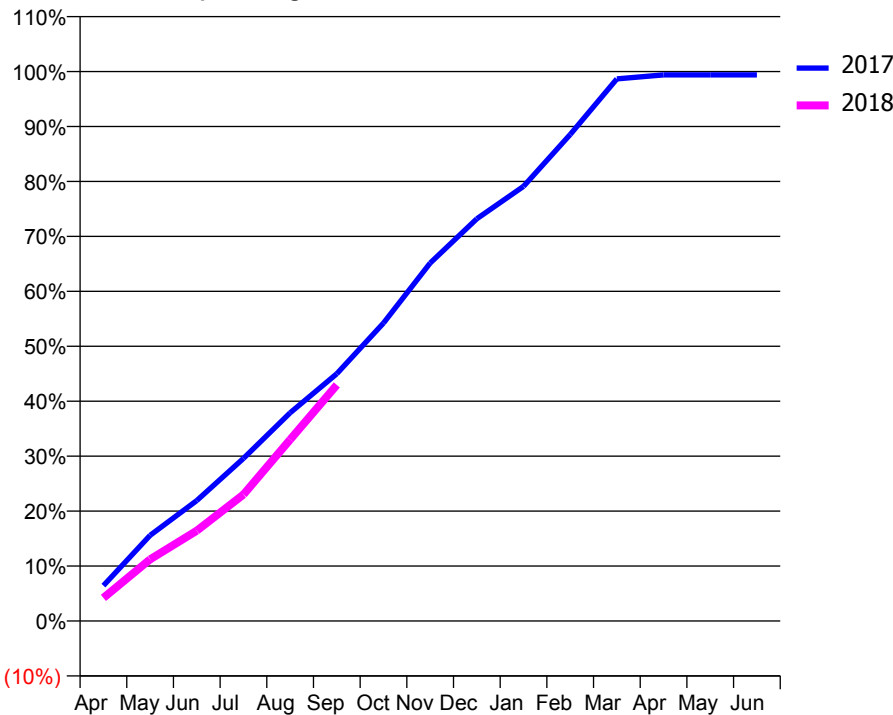
ACCESS*

Patients seen in 24 months	Total	Change since previous quarter
Quarter ending September 2016	2,540	
Quarter ending December 2016	2,625	↑
Quarter ending March 2017	2,599	→
Quarter ending June 2017	2,487	↓
Quarter ending September 2017	2,418	↓
Variance since September 2016	(4.8%)	↓



ACTIVITY

Cumulative percentage of contracted UDA delivered 2017 & 2018



Month	Adjusted Scheduled Activity (UDA)	
	2017	2018
April	562	367
May	1,360	979
June	1,914	1,435
July	2,584	2,010
August	3,306	2,882
September	3,928	3,750
October	4,732	
November	5,685	
December	6,388	
January	6,904	
February	7,727	
March	8,610	
April	8,675	
May	8,675	
June	8,675	

QUALITY

	Quantity	Base Number	Contract	AT	Region	England
% of FP17s for the same patient ID Re-attending within 3 months - Children	23	489	4.7%	9.7%	12.8%	11.9%
% of FP17s for the same patient ID Re-attending within 3 months - Adults	92	864	10.6%	14.4%	16.5%	15.9%
% of FP17s for the same patient ID Re-attending between 3 & 9 months - Children	247	489	50.5%	58.9%	59.7%	58.1%
% of FP17s for the same patient ID Re-attending between 3 & 9 months - Adults	337	864	39.0%	52.9%	53.0%	50.6%
% of FP17s for Band 1 Urgent Courses	93	1,323	7.0%	7.7%	9.2%	9.1%
% of FP17s Relating to Free Repair or Replacements	3	1,323	0.2%	1.1%	1.0%	0.8%
% of FP17s Relating to Continuations	9	1,323	0.7%	1.3%	1.2%	1.1%
% of Patients satisfied with the dentistry they have received	2	4	N/A	92.7%	91.6%	91.4%
% of Patients satisfied with the time they had to wait for an appointment	3	4	N/A	88.3%	88.1%	87.7%

* This is based on patients treated on this contract for their most recent course of treatment. Figures in italics indicate the base number of FP17s or Patient Questionnaire responses are less than 100. N/A is shown where the base number of responses is less than 10 during the period. % is calculated as Quantity/Base number*100

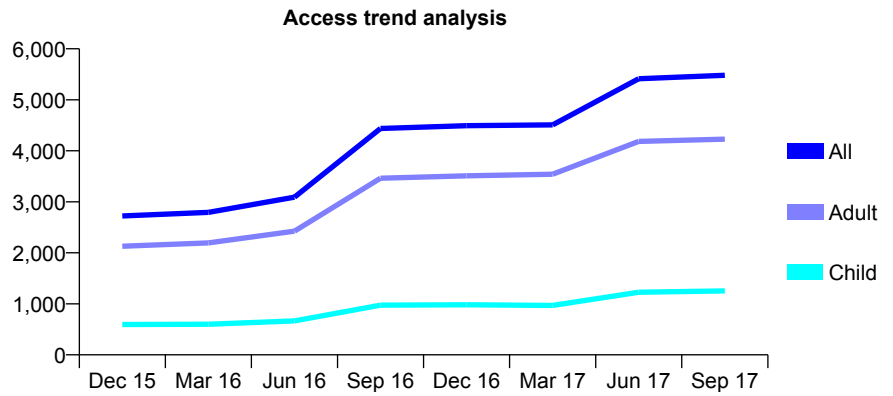
Q51 - Vital Signs At a Glance Contract Report for 152498/0001 - September 2017

Name or company name	Hatfield Dental Care Ltd
Contract type name	GDS Contract
Purpose of contract	General
Contract start date	01/10/2014
Contract end date	

17/18 Contracted general activity (UDA)	14,449
Carry forward general activity (UDA)	0
17/18 Contracted orthodontic activity (UOA)	0
Carry forward orthodontic activity (UOA)	0
Baseline contract value	£413,539.21

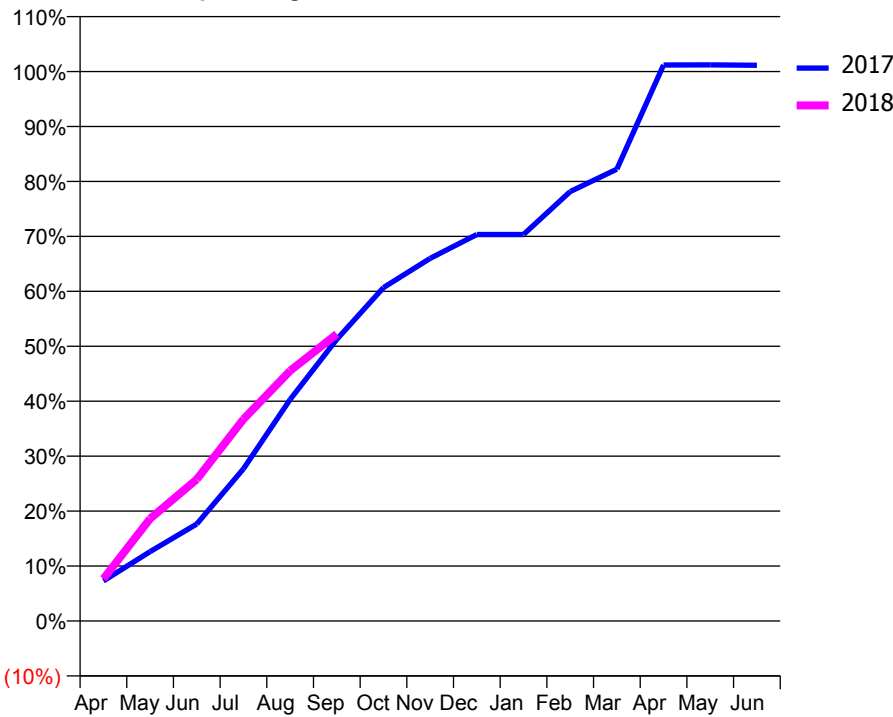
ACCESS*

Patients seen in 24 months	Total	Change since previous quarter
Quarter ending September 2016	4,437	
Quarter ending December 2016	4,493	→
Quarter ending March 2017	4,508	→
Quarter ending June 2017	5,413	↑
Quarter ending September 2017	5,482	→
Variance since September 2016	23.6%	↑



ACTIVITY

Cumulative percentage of contracted UDA delivered 2017 & 2018



Month	Adjusted Scheduled Activity (UDA)	
	2017	2018
April	1,035	1,108
May	1,795	2,692
June	2,510	3,725
July	3,940	5,307
August	5,732	6,579
September	7,290	7,549
October	8,629	
November	9,384	
December	10,003	
January	10,003	
February	11,113	
March	11,694	
April	14,389	
May	14,392	
June	14,381	

QUALITY

	Quantity	Base Number	Contract	AT	Region	England
% of FP17s for the same patient ID Re-attending within 3 months - Children	113	1,318	8.6%	9.7%	12.8%	11.9%
% of FP17s for the same patient ID Re-attending within 3 months - Adults	453	3,778	12.0%	14.4%	16.5%	15.9%
% of FP17s for the same patient ID Re-attending between 3 & 9 months - Children	661	1,318	50.2%	58.9%	59.7%	58.1%
% of FP17s for the same patient ID Re-attending between 3 & 9 months - Adults	1,886	3,778	49.9%	52.9%	53.0%	50.6%
% of FP17s for Band 1 Urgent Courses	209	3,742	5.6%	7.7%	9.2%	9.1%
% of FP17s Relating to Free Repair or Replacements	36	3,742	1.0%	1.1%	1.0%	0.8%
% of FP17s Relating to Continuations	17	3,742	0.5%	1.3%	1.2%	1.1%
% of Patients satisfied with the dentistry they have received	11	13	84.6%	92.7%	91.6%	91.4%
% of Patients satisfied with the time they had to wait for an appointment	12	13	92.3%	88.3%	88.1%	87.7%

* This is based on patients treated on this contract for their most recent course of treatment. Figures in italics indicate the base number of FP17s or Patient Questionnaire responses are less than 100. N/A is shown where the base number of responses is less than 10 during the period. % is calculated as Quantity/Base number*100

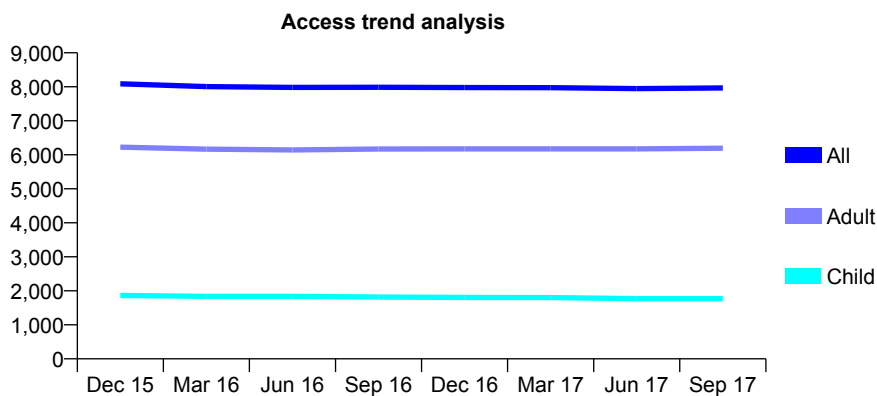
Q51 - Vital Signs At a Glance Contract Report for 153311/0001 - September 2017

Name or company name	Cantley Dental Centre Ltd
Contract type name	GDS Contract
Purpose of contract	General
Contract start date	01/10/2013
Contract end date	

17/18 Contracted general activity (UDA)	20,539
Carry forward general activity (UDA)	0
17/18 Contracted orthodontic activity (UOA)	0
Carry forward orthodontic activity (UOA)	0
Baseline contract value	£587,997.73

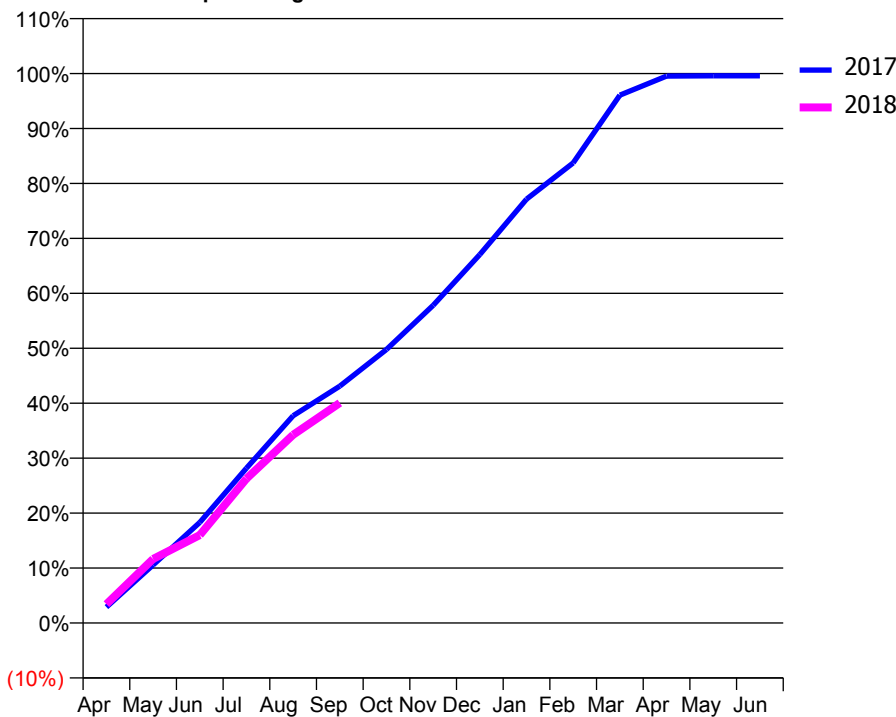
ACCESS*

Patients seen in 24 months	Total	Change since previous quarter
Quarter ending September 2016	7,985	
Quarter ending December 2016	7,980	→
Quarter ending March 2017	7,975	→
Quarter ending June 2017	7,947	→
Quarter ending September 2017	7,966	→
Variance since September 2016	(0.2%)	→



ACTIVITY

Cumulative percentage of contracted UDA delivered 2017 & 2018



Month	Adjusted Scheduled Activity (UDA)	
	2017	2018
April	597	705
May	2,169	2,393
June	3,762	3,286
July	5,788	5,393
August	7,747	7,033
September	8,855	8,226
October	10,223	
November	11,875	
December	13,773	
January	15,841	
February	17,196	
March	19,732	
April	20,445	
May	20,452	
June	20,452	

QUALITY

	Quantity	Base Number	Contract	AT	Region	England
% of FP17s for the same patient ID Re-attending within 3 months - Children	75	1,162	6.5%	9.7%	12.8%	11.9%
% of FP17s for the same patient ID Re-attending within 3 months - Adults	353	3,474	10.2%	14.4%	16.5%	15.9%
% of FP17s for the same patient ID Re-attending between 3 & 9 months - Children	705	1,162	60.7%	58.9%	59.7%	58.1%
% of FP17s for the same patient ID Re-attending between 3 & 9 months - Adults	1,877	3,474	54.0%	52.9%	53.0%	50.6%
% of FP17s for Band 1 Urgent Courses	113	4,254	2.7%	7.7%	9.2%	9.1%
% of FP17s Relating to Free Repair or Replacements	27	4,254	0.6%	1.1%	1.0%	0.8%
% of FP17s Relating to Continuations	143	4,254	3.4%	1.3%	1.2%	1.1%
% of Patients satisfied with the dentistry they have received	22	24	91.7%	92.7%	91.6%	91.4%
% of Patients satisfied with the time they had to wait for an appointment	21	24	87.5%	88.3%	88.1%	87.7%

* This is based on patients treated on this contract for their most recent course of treatment. Figures in italics indicate the base number of FP17s or Patient Questionnaire responses are less than 100. N/A is shown where the base number of responses is less than 10 during the period. % is calculated as Quantity/Base number*100

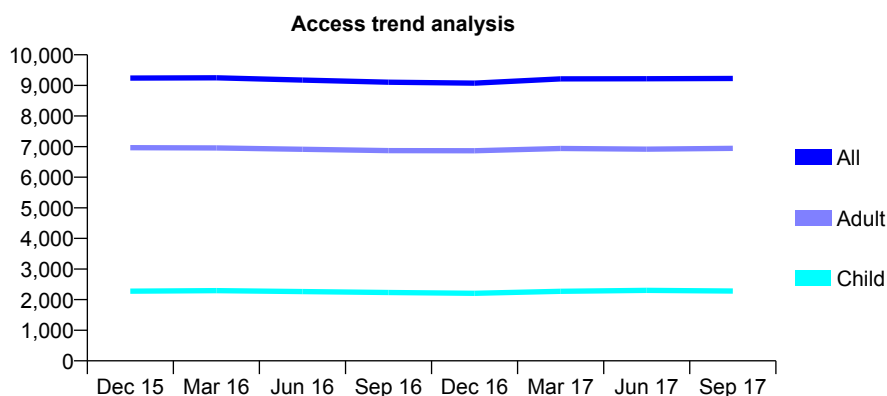
Q51 - Vital Signs At a Glance Contract Report for 153737/0001 - September 2017

Name or company name	Michael & Margaret Naylor
Contract type name	GDS Contract
Purpose of contract	General
Contract start date	01/04/2006
Contract end date	

17/18 Contracted general activity (UDA)	25,958
Carry forward general activity (UDA)	0
17/18 Contracted orthodontic activity (UOA)	0
Carry forward orthodontic activity (UOA)	0
Baseline contract value	£862,808.26

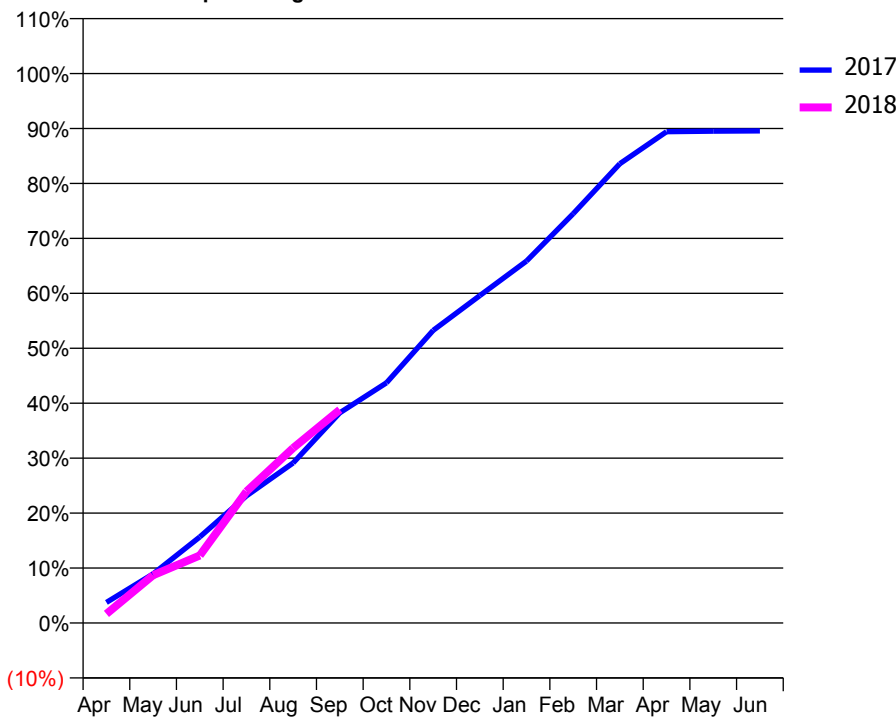
ACCESS*

Patients seen in 24 months	Total	Change since previous quarter
Quarter ending September 2016	9,103	
Quarter ending December 2016	9,074	→
Quarter ending March 2017	9,214	→
Quarter ending June 2017	9,219	→
Quarter ending September 2017	9,227	→
Variance since September 2016	1.4%	→



ACTIVITY

Cumulative percentage of contracted UDA delivered 2017 & 2018



Month	Adjusted Scheduled Activity (UDA)	
	2017	2018
April	974	431
May	2,324	2,259
June	4,067	3,191
July	6,009	6,215
August	7,563	8,267
September	9,931	10,075
October	11,351	
November	13,821	
December	15,467	
January	17,098	
February	19,335	
March	21,696	
April	23,212	
May	23,237	
June	23,248	

QUALITY

	Quantity	Base Number	Contract	AT	Region	England
% of FP17s for the same patient ID Re-attending within 3 months - Children	226	2,180	10.4%	9.7%	12.8%	11.9%
% of FP17s for the same patient ID Re-attending within 3 months - Adults	805	5,346	15.1%	14.4%	16.5%	15.9%
% of FP17s for the same patient ID Re-attending between 3 & 9 months - Children	1,504	2,180	69.0%	58.9%	59.7%	58.1%
% of FP17s for the same patient ID Re-attending between 3 & 9 months - Adults	3,164	5,346	59.2%	52.9%	53.0%	50.6%
% of FP17s for Band 1 Urgent Courses	373	5,677	6.6%	7.7%	9.2%	9.1%
% of FP17s Relating to Free Repair or Replacements	118	5,677	2.1%	1.1%	1.0%	0.8%
% of FP17s Relating to Continuations	43	5,677	0.8%	1.3%	1.2%	1.1%
% of Patients satisfied with the dentistry they have received	41	43	95.3%	92.7%	91.6%	91.4%
% of Patients satisfied with the time they had to wait for an appointment	35	43	81.4%	88.3%	88.1%	87.7%

* This is based on patients treated on this contract for their most recent course of treatment. Figures in italics indicate the base number of FP17s or Patient Questionnaire responses are less than 100. N/A is shown where the base number of responses is less than 10 during the period. % is calculated as Quantity/Base number*100

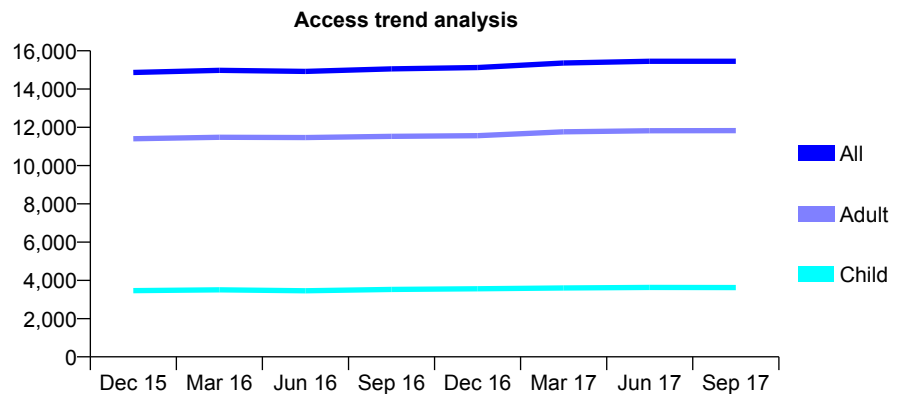
Q51 - Vital Signs At a Glance Contract Report for 153737/0003 - September 2017

Name or company name	Michael & Margaret Naylor
Contract type name	GDS Contract
Purpose of contract	General
Contract start date	01/12/2013
Contract end date	

17/18 Contracted general activity (UDA)	45,179
Carry forward general activity (UDA)	0
17/18 Contracted orthodontic activity (UOA)	0
Carry forward orthodontic activity (UOA)	0
Baseline contract value	£1,471,981.43

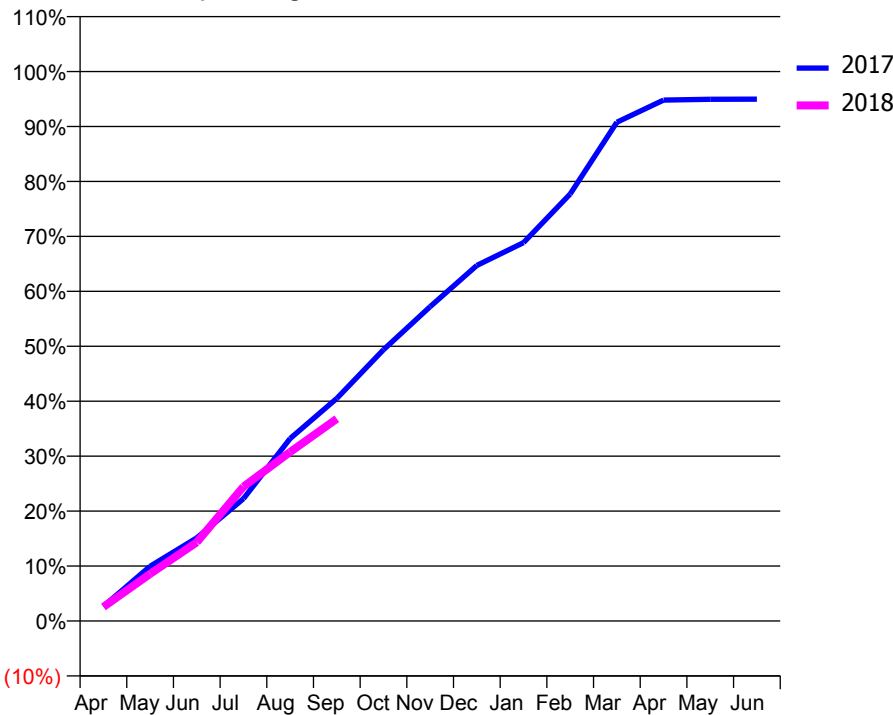
ACCESS*

Patients seen in 24 months	Total	Change since previous quarter
Quarter ending September 2016	15,054	
Quarter ending December 2016	15,123	→
Quarter ending March 2017	15,364	→
Quarter ending June 2017	15,451	→
Quarter ending September 2017	15,450	→
Variance since September 2016	2.6%	↑



ACTIVITY

Cumulative percentage of contracted UDA delivered 2017 & 2018



Month	Adjusted Scheduled Activity (UDA)	
	2017	2018
April	1,208	1,159
May	4,504	3,875
June	6,841	6,479
July	10,057	11,043
August	15,008	13,893
September	18,301	16,624
October	22,304	
November	25,850	
December	29,234	
January	31,112	
February	35,110	
March	41,006	
April	42,824	
May	42,900	
June	42,904	

QUALITY

	Quantity	Base Number	Contract	AT	Region	England
% of FP17s for the same patient ID Re-attending within 3 months - Children	168	2,546	6.6%	9.7%	12.8%	11.9%
% of FP17s for the same patient ID Re-attending within 3 months - Adults	1,032	7,588	13.6%	14.4%	16.5%	15.9%
% of FP17s for the same patient ID Re-attending between 3 & 9 months - Children	1,604	2,546	63.0%	58.9%	59.7%	58.1%
% of FP17s for the same patient ID Re-attending between 3 & 9 months - Adults	4,274	7,588	56.3%	52.9%	53.0%	50.6%
% of FP17s for Band 1 Urgent Courses	705	8,883	7.9%	7.7%	9.2%	9.1%
% of FP17s Relating to Free Repair or Replacements	211	8,883	2.4%	1.1%	1.0%	0.8%
% of FP17s Relating to Continuations	64	8,883	0.7%	1.3%	1.2%	1.1%
% of Patients satisfied with the dentistry they have received	40	40	100.0%	92.7%	91.6%	91.4%
% of Patients satisfied with the time they had to wait for an appointment	38	40	95.0%	88.3%	88.1%	87.7%

* This is based on patients treated on this contract for their most recent course of treatment. Figures in italics indicate the base number of FP17s or Patient Questionnaire responses are less than 100. N/A is shown where the base number of responses is less than 10 during the period. % is calculated as Quantity/Base number*100

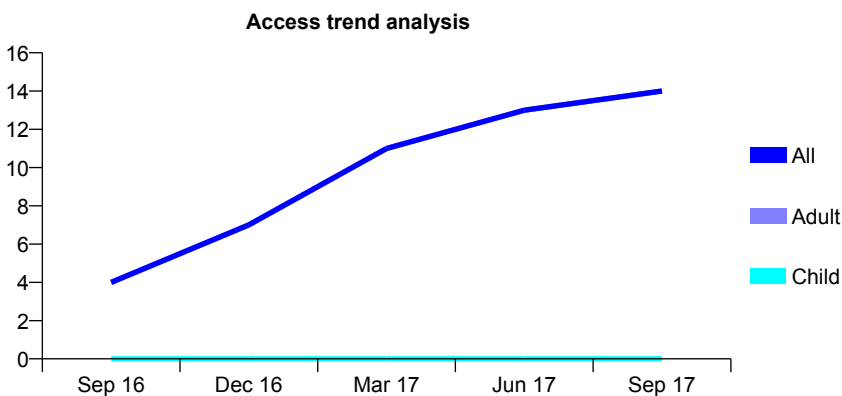
Q51 - Vital Signs At a Glance Contract Report for 153737/0004 - September 2017

Name or company name	Michael & Margaret Naylor
Contract type name	GDS Contract
Purpose of contract	General
Contract start date	01/05/2015
Contract end date	

17/18 Contracted general activity (UDA)	849
Carry forward general activity (UDA)	0
17/18 Contracted orthodontic activity (UOA)	0
Carry forward orthodontic activity (UOA)	0
Baseline contract value	£28,305.29

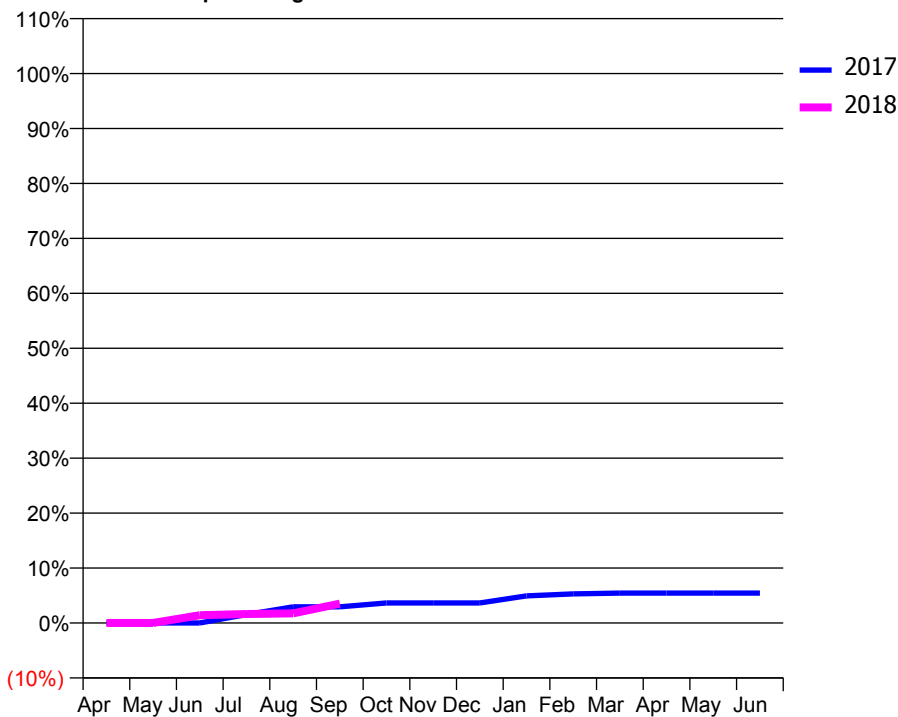
ACCESS*

Patients seen in 24 months	Total	Change since previous quarter
Quarter ending September 2016	4	
Quarter ending December 2016	7	↑
Quarter ending March 2017	11	↑
Quarter ending June 2017	13	↑
Quarter ending September 2017	14	↑
Variance since September 2016	250.0%	↑



ACTIVITY

Cumulative percentage of contracted UDA delivered 2017 & 2018



Adjusted Scheduled Activity (UDA)

Month	2017	2018
April	0	0
May	0	0
June	0	12
July	13	14
August	25	15
September	25	30
October	31	
November	31	
December	31	
January	42	
February	45	
March	46	
April	46	
May	46	
June	46	

QUALITY

	Quantity	Base Number	Contract	AT	Region	England
% of FP17s for the same patient ID Re-attending within 3 months - Children	0	0	N/A	9.7%	12.8%	11.9%
% of FP17s for the same patient ID Re-attending within 3 months - Adults	1	6	16.7%	14.4%	16.5%	15.9%
% of FP17s for the same patient ID Re-attending between 3 & 9 months - Children	0	0	N/A	58.9%	59.7%	58.1%
% of FP17s for the same patient ID Re-attending between 3 & 9 months - Adults	1	6	16.7%	52.9%	53.0%	50.6%
% of FP17s for Band 1 Urgent Courses	0	6	0.0%	7.7%	9.2%	9.1%
% of FP17s Relating to Free Repair or Replacements	0	6	0.0%	1.1%	1.0%	0.8%
% of FP17s Relating to Continuations	0	6	0.0%	1.3%	1.2%	1.1%
% of Patients satisfied with the dentistry they have received	0	0	N/A	92.7%	91.6%	91.4%
% of Patients satisfied with the time they had to wait for an appointment	0	0	N/A	88.3%	88.1%	87.7%

* This is based on patients treated on this contract for their most recent course of treatment. Figures in italics indicate the base number of FP17s or Patient Questionnaire responses are less than 100. N/A is shown where the base number of responses is less than 10 during the period. % is calculated as Quantity/Base number*100

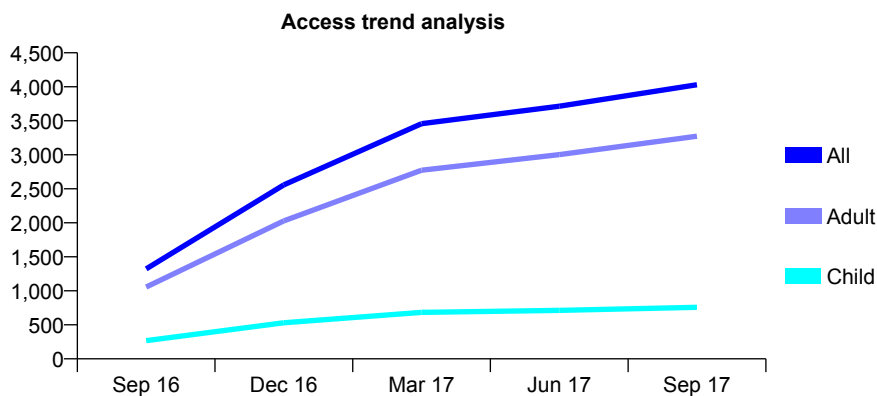
Q51 - Vital Signs At a Glance Contract Report for 153788/0001 - September 2017

Name or company name	Mr R Joseph
Contract type name	GDS Contract
Purpose of contract	General
Contract start date	01/01/2016
Contract end date	

17/18 Contracted general activity (UDA)	15,000
Carry forward general activity (UDA)	0
17/18 Contracted orthodontic activity (UOA)	0
Carry forward orthodontic activity (UOA)	0
Baseline contract value	£487,157.46

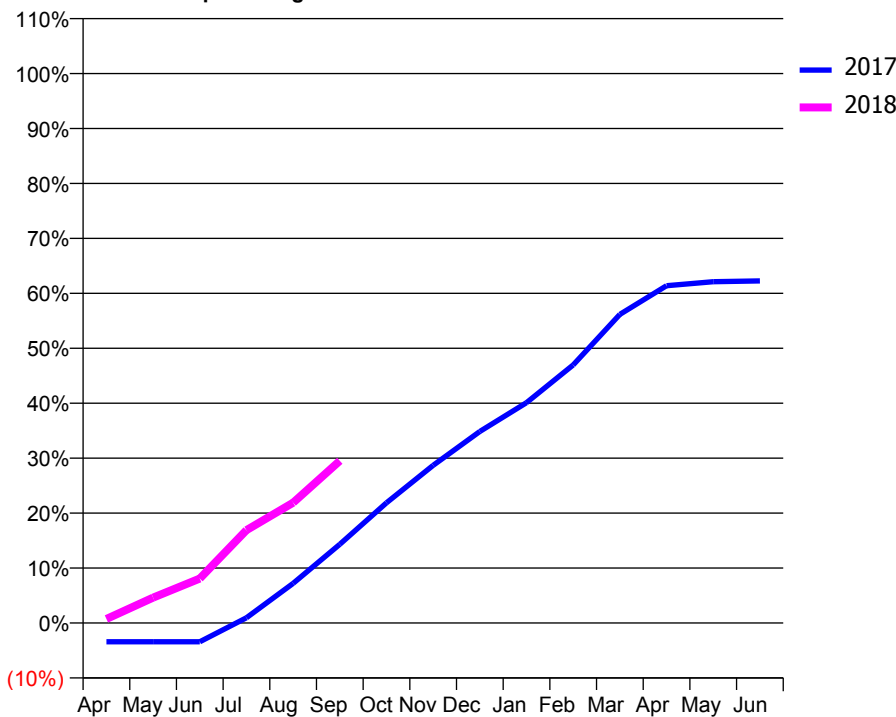
ACCESS*

Patients seen in 24 months	Total	Change since previous quarter
Quarter ending September 2016	1,322	
Quarter ending December 2016	2,558	↑
Quarter ending March 2017	3,458	↑
Quarter ending June 2017	3,715	↑
Quarter ending September 2017	4,030	↑
Variance since September 2016	204.8%	↑



ACTIVITY

Cumulative percentage of contracted UDA delivered 2017 & 2018



Adjusted Scheduled Activity (UDA)

Month	2017	2018
April	-514	110
May	-514	692
June	-514	1,213
July	145	2,537
August	1,081	3,285
September	2,151	4,429
October	3,281	
November	4,304	
December	5,230	
January	6,017	
February	7,044	
March	8,425	
April	9,208	
May	9,316	
June	9,340	

QUALITY

	Quantity	Base Number	Contract	AT	Region	England
% of FP17s for the same patient ID Re-attending within 3 months - Children	35	565	6.2%	9.7%	12.8%	11.9%
% of FP17s for the same patient ID Re-attending within 3 months - Adults	225	2,435	9.2%	14.4%	16.5%	15.9%
% of FP17s for the same patient ID Re-attending between 3 & 9 months - Children	346	565	61.2%	58.9%	59.7%	58.1%
% of FP17s for the same patient ID Re-attending between 3 & 9 months - Adults	1,384	2,435	56.8%	52.9%	53.0%	50.6%
% of FP17s for Band 1 Urgent Courses	168	2,303	7.3%	7.7%	9.2%	9.1%
% of FP17s Relating to Free Repair or Replacements	78	2,303	3.4%	1.1%	1.0%	0.8%
% of FP17s Relating to Continuations	13	2,303	0.6%	1.3%	1.2%	1.1%
% of Patients satisfied with the dentistry they have received	12	12	100.0%	92.7%	91.6%	91.4%
% of Patients satisfied with the time they had to wait for an appointment	11	12	91.7%	88.3%	88.1%	87.7%

* This is based on patients treated on this contract for their most recent course of treatment. Figures in italics indicate the base number of FP17s or Patient Questionnaire responses are less than 100. N/A is shown where the base number of responses is less than 10 during the period. % is calculated as Quantity/Base number*100

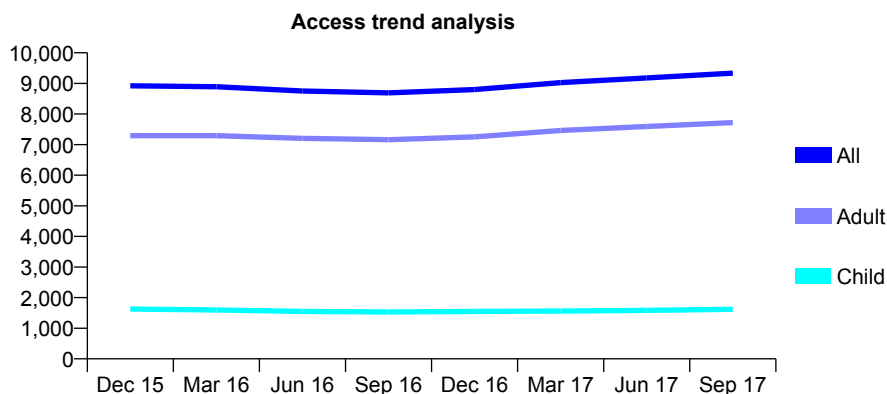
Q51 - Vital Signs At a Glance Contract Report for 153826/0001 - September 2017

Name or company name	School Road Dental Practice
Contract type name	GDS Contract
Purpose of contract	General
Contract start date	01/04/2006
Contract end date	

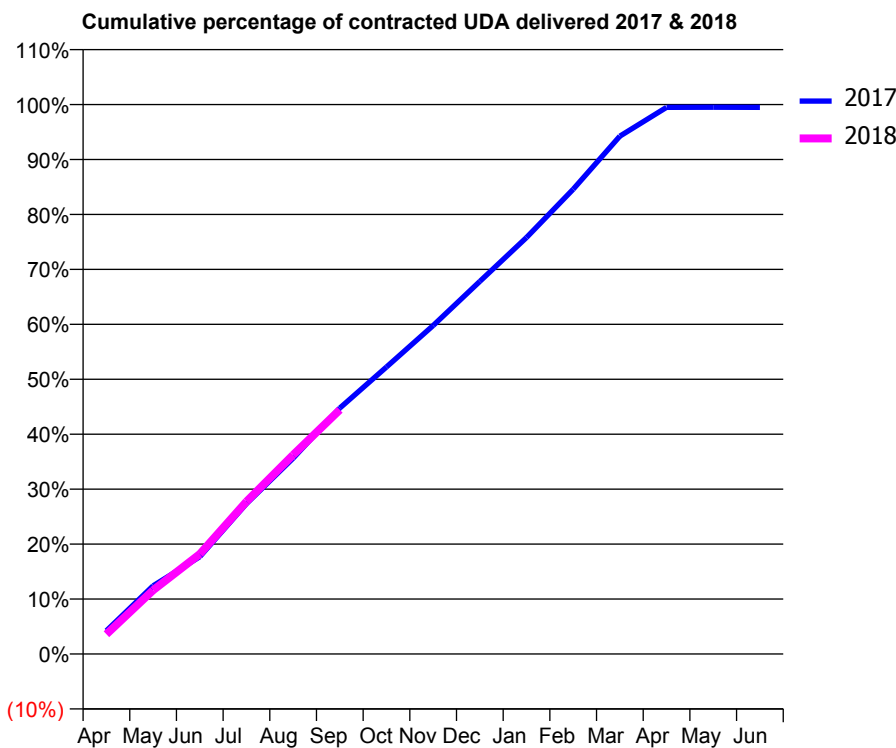
17/18 Contracted general activity (UDA)	26,832
Carry forward general activity (UDA)	0
17/18 Contracted orthodontic activity (UOA)	0
Carry forward orthodontic activity (UOA)	0
Baseline contract value	£761,595.15

ACCESS*

Patients seen in 24 months	Total	Change since previous quarter
Quarter ending September 2016	8,690	
Quarter ending December 2016	8,800	→
Quarter ending March 2017	9,025	↑
Quarter ending June 2017	9,178	→
Quarter ending September 2017	9,337	→
Variance since September 2016	7.4%	↑



ACTIVITY



Month	Adjusted Scheduled Activity (UDA)	
	2017	2018
April	1,137	968
May	3,328	3,115
June	4,751	4,878
July	7,338	7,447
August	9,563	9,725
September	12,007	11,926
October	14,013	
November	16,038	
December	18,196	
January	20,337	
February	22,695	
March	25,288	
April	26,695	
May	26,697	
June	26,696	

QUALITY

	Quantity	Base Number	Contract	AT	Region	England
% of FP17s for the same patient ID Re-attending within 3 months - Children	122	1,456	8.4%	9.7%	12.8%	11.9%
% of FP17s for the same patient ID Re-attending within 3 months - Adults	887	6,303	14.1%	14.4%	16.5%	15.9%
% of FP17s for the same patient ID Re-attending between 3 & 9 months - Children	1,019	1,456	70.0%	58.9%	59.7%	58.1%
% of FP17s for the same patient ID Re-attending between 3 & 9 months - Adults	3,830	6,303	60.8%	52.9%	53.0%	50.6%
% of FP17s for Band 1 Urgent Courses	406	7,139	5.7%	7.7%	9.2%	9.1%
% of FP17s Relating to Free Repair or Replacements	114	7,139	1.6%	1.1%	1.0%	0.8%
% of FP17s Relating to Continuations	52	7,139	0.7%	1.3%	1.2%	1.1%
% of Patients satisfied with the dentistry they have received	25	29	86.2%	92.7%	91.6%	91.4%
% of Patients satisfied with the time they had to wait for an appointment	28	29	96.6%	88.3%	88.1%	87.7%

* This is based on patients treated on this contract for their most recent course of treatment. Figures in italics indicate the base number of FP17s or Patient Questionnaire responses are less than 100. N/A is shown where the base number of responses is less than 10 during the period. % is calculated as Quantity/Base number*100

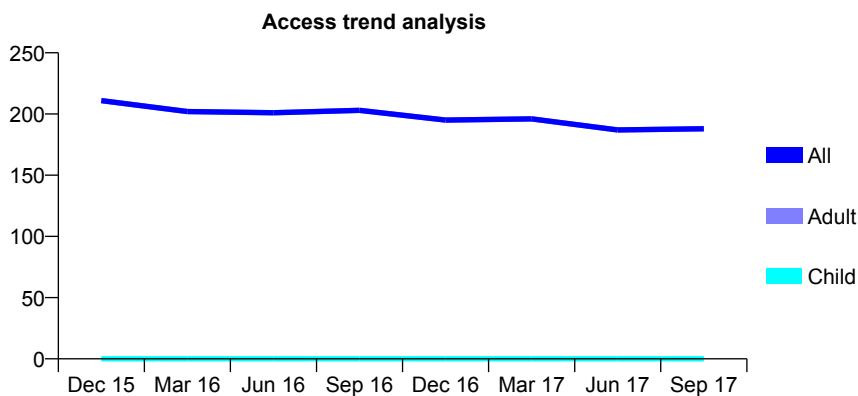
Q51 - Vital Signs At a Glance Contract Report for 153826/0002 - September 2017

Name or company name	School Road Dental Practice
Contract type name	GDS Contract
Purpose of contract	General
Contract start date	01/04/2008
Contract end date	

17/18 Contracted general activity (UDA)	675
Carry forward general activity (UDA)	0
17/18 Contracted orthodontic activity (UOA)	0
Carry forward orthodontic activity (UOA)	0
Baseline contract value	£38,805.52

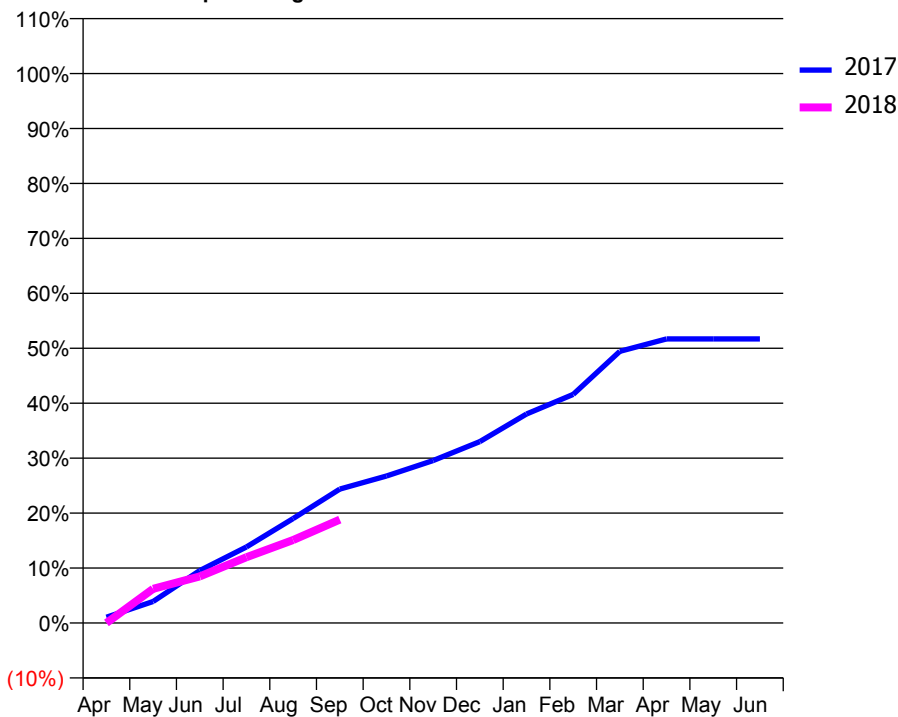
ACCESS*

Patients seen in 24 months	Total	Change since previous quarter
Quarter ending September 2016	203	
Quarter ending December 2016	195	↓
Quarter ending March 2017	196	→
Quarter ending June 2017	187	↓
Quarter ending September 2017	188	→
Variance since September 2016	(7.4%)	↓



ACTIVITY

Cumulative percentage of contracted UDA delivered 2017 & 2018



Month	Adjusted Scheduled Activity (UDA)	
	2017	2018
April	7	0
May	26	42
June	64	57
July	93	81
August	128	102
September	165	127
October	181	
November	200	
December	223	
January	257	
February	281	
March	334	
April	349	
May	349	
June	349	

QUALITY

	Quantity	Base Number	Contract	AT	Region	England
% of FP17s for the same patient ID Re-attending within 3 months - Children	0	0	N/A	9.7%	12.8%	11.9%
% of FP17s for the same patient ID Re-attending within 3 months - Adults	13	94	13.8%	14.4%	16.5%	15.9%
% of FP17s for the same patient ID Re-attending between 3 & 9 months - Children	0	0	N/A	58.9%	59.7%	58.1%
% of FP17s for the same patient ID Re-attending between 3 & 9 months - Adults	29	94	30.9%	52.9%	53.0%	50.6%
% of FP17s for Band 1 Urgent Courses	5	88	5.7%	7.7%	9.2%	9.1%
% of FP17s Relating to Free Repair or Replacements	0	88	0.0%	1.1%	1.0%	0.8%
% of FP17s Relating to Continuations	0	88	0.0%	1.3%	1.2%	1.1%
% of Patients satisfied with the dentistry they have received	0	0	N/A	92.7%	91.6%	91.4%
% of Patients satisfied with the time they had to wait for an appointment	0	0	N/A	88.3%	88.1%	87.7%

* This is based on patients treated on this contract for their most recent course of treatment. Figures in italics indicate the base number of FP17s or Patient Questionnaire responses are less than 100. N/A is shown where the base number of responses is less than 10 during the period. % is calculated as Quantity/Base number*100

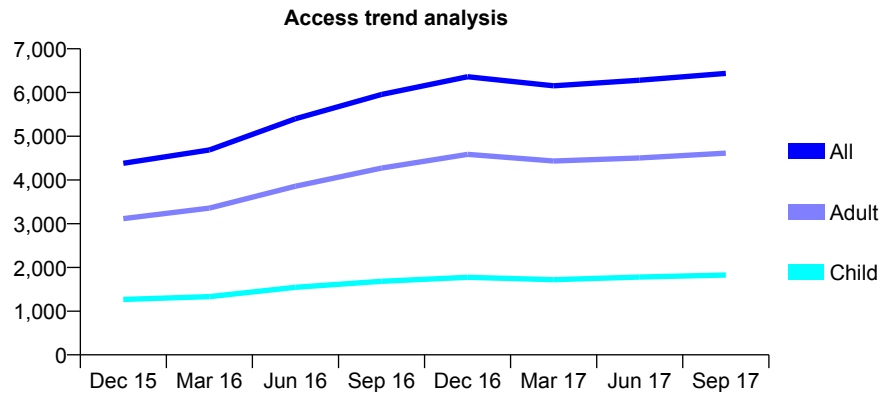
Q51 - Vital Signs At a Glance Contract Report for 155136/0001 - September 2017

Name or company name	Al-Kufaishi and Hanji Partnership
Contract type name	GDS Contract
Purpose of contract	General
Contract start date	01/01/2015
Contract end date	

17/18 Contracted general activity (UDA)	18,547
Carry forward general activity (UDA)	0
17/18 Contracted orthodontic activity (UOA)	0
Carry forward orthodontic activity (UOA)	0
Baseline contract value	£538,268.52

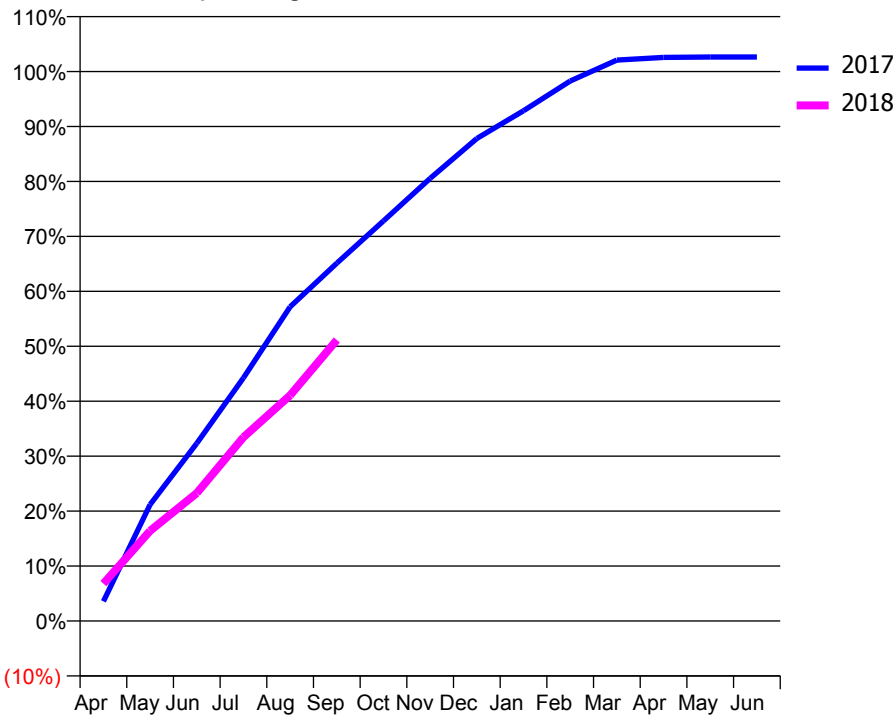
ACCESS*

Patients seen in 24 months	Total	Change since previous quarter
Quarter ending September 2016	5,954	
Quarter ending December 2016	6,360	↑
Quarter ending March 2017	6,153	↓
Quarter ending June 2017	6,281	↑
Quarter ending September 2017	6,438	↑
Variance since September 2016	8.1%	↑



ACTIVITY

Cumulative percentage of contracted UDA delivered 2017 & 2018



Month	Adjusted Scheduled Activity (UDA)	
	2017	2018
April	664	1,263
May	3,931	3,043
June	5,999	4,320
July	8,208	6,206
August	10,608	7,617
September	12,077	9,484
October	13,505	
November	14,941	
December	16,284	
January	17,221	
February	18,227	
March	18,933	
April	19,024	
May	19,036	
June	19,036	

QUALITY

	Quantity	Base Number	Contract	AT	Region	England
% of FP17s for the same patient ID Re-attending within 3 months - Children	76	1,076	7.1%	9.7%	12.8%	11.9%
% of FP17s for the same patient ID Re-attending within 3 months - Adults	309	2,520	12.3%	14.4%	16.5%	15.9%
% of FP17s for the same patient ID Re-attending between 3 & 9 months - Children	350	1,076	32.5%	58.9%	59.7%	58.1%
% of FP17s for the same patient ID Re-attending between 3 & 9 months - Adults	855	2,520	33.9%	52.9%	53.0%	50.6%
% of FP17s for Band 1 Urgent Courses	182	3,538	5.1%	7.7%	9.2%	9.1%
% of FP17s Relating to Free Repair or Replacements	19	3,538	0.5%	1.1%	1.0%	0.8%
% of FP17s Relating to Continuations	16	3,538	0.5%	1.3%	1.2%	1.1%
% of Patients satisfied with the dentistry they have received	12	13	92.3%	92.7%	91.6%	91.4%
% of Patients satisfied with the time they had to wait for an appointment	11	13	84.6%	88.3%	88.1%	87.7%

* This is based on patients treated on this contract for their most recent course of treatment. Figures in italics indicate the base number of FP17s or Patient Questionnaire responses are less than 100. N/A is shown where the base number of responses is less than 10 during the period. % is calculated as Quantity/Base number*100

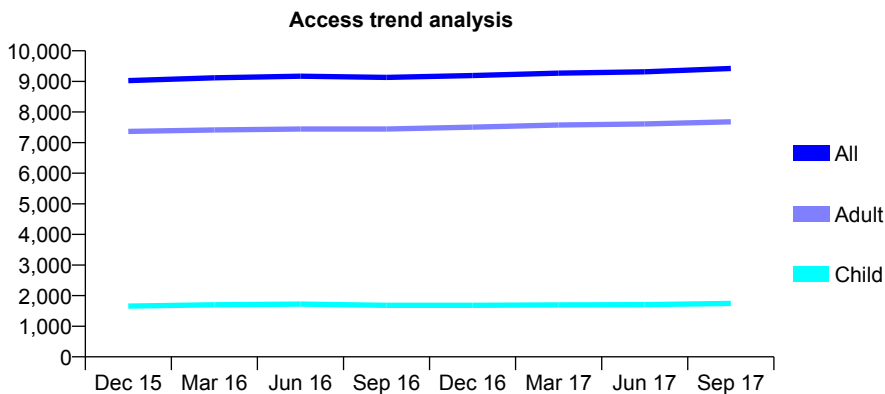
Q51 - Vital Signs At a Glance Contract Report for 157708/0001 - September 2017

Name or company name	Doncaster Dental Centre
Contract type name	GDS Contract
Purpose of contract	General and Orthodontic
Contract start date	01/09/2010
Contract end date	

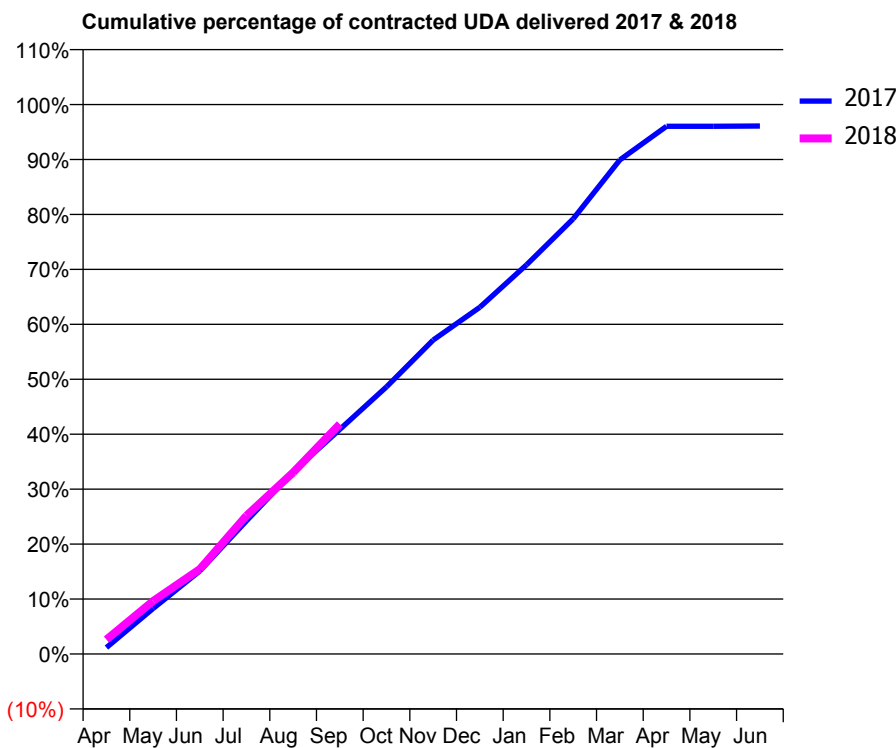
17/18 Contracted general activity (UDA)	32,715
Carry forward general activity (UDA)	0
17/18 Contracted orthodontic activity (UOA)	630
Carry forward orthodontic activity (UOA)	0
Baseline contract value	£977,636.49

ACCESS*

Patients seen in 24 months	Total	Change since previous quarter
Quarter ending September 2016	9,131	
Quarter ending December 2016	9,193	→
Quarter ending March 2017	9,270	→
Quarter ending June 2017	9,315	→
Quarter ending September 2017	9,422	→
Variance since September 2016	3.2%	↑



ACTIVITY



Month	Adjusted Scheduled Activity (UDA)	
	2017	2018
April	383	862
May	2,708	3,159
June	4,938	5,050
July	7,930	8,240
August	10,845	10,810
September	13,373	13,692
October	15,906	
November	18,696	
December	20,648	
January	23,171	
February	25,905	
March	29,416	
April	31,417	
May	31,421	
June	31,436	

QUALITY

	Quantity	Base Number	Contract	AT	Region	England
% of FP17s for the same patient ID Re-attending within 3 months - Children	99	1,341	7.4%	9.7%	12.8%	11.9%
% of FP17s for the same patient ID Re-attending within 3 months - Adults	722	6,354	11.4%	14.4%	16.5%	15.9%
% of FP17s for the same patient ID Re-attending between 3 & 9 months - Children	810	1,341	60.4%	58.9%	59.7%	58.1%
% of FP17s for the same patient ID Re-attending between 3 & 9 months - Adults	4,216	6,354	66.4%	52.9%	53.0%	50.6%
% of FP17s for Band 1 Urgent Courses	431	7,007	6.2%	7.7%	9.2%	9.1%
% of FP17s Relating to Free Repair or Replacements	49	7,007	0.7%	1.1%	1.0%	0.8%
% of FP17s Relating to Continuations	119	7,007	1.7%	1.3%	1.2%	1.1%
% of Patients satisfied with the dentistry they have received	21	21	100.0%	92.7%	91.6%	91.4%
% of Patients satisfied with the time they had to wait for an appointment	21	21	100.0%	88.3%	88.1%	87.7%

* This is based on patients treated on this contract for their most recent course of treatment. Figures in italics indicate the base number of FP17s or Patient Questionnaire responses are less than 100. N/A is shown where the base number of responses is less than 10 during the period. % is calculated as Quantity/Base number*100

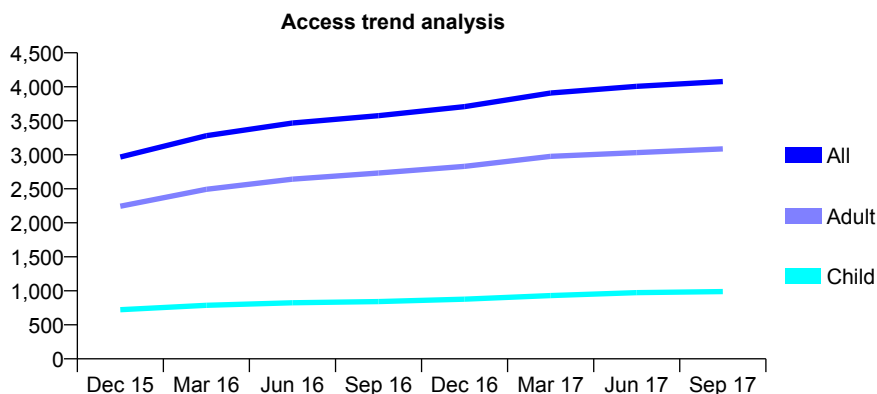
Q51 - Vital Signs At a Glance Contract Report for 158445/0001 - September 2017

Name or company name	Cudworth Dental Surgery Limited
Contract type name	GDS Contract
Purpose of contract	General
Contract start date	01/04/2014
Contract end date	

17/18 Contracted general activity (UDA)	13,414
Carry forward general activity (UDA)	0
17/18 Contracted orthodontic activity (UOA)	0
Carry forward orthodontic activity (UOA)	0
Baseline contract value	£470,819.66

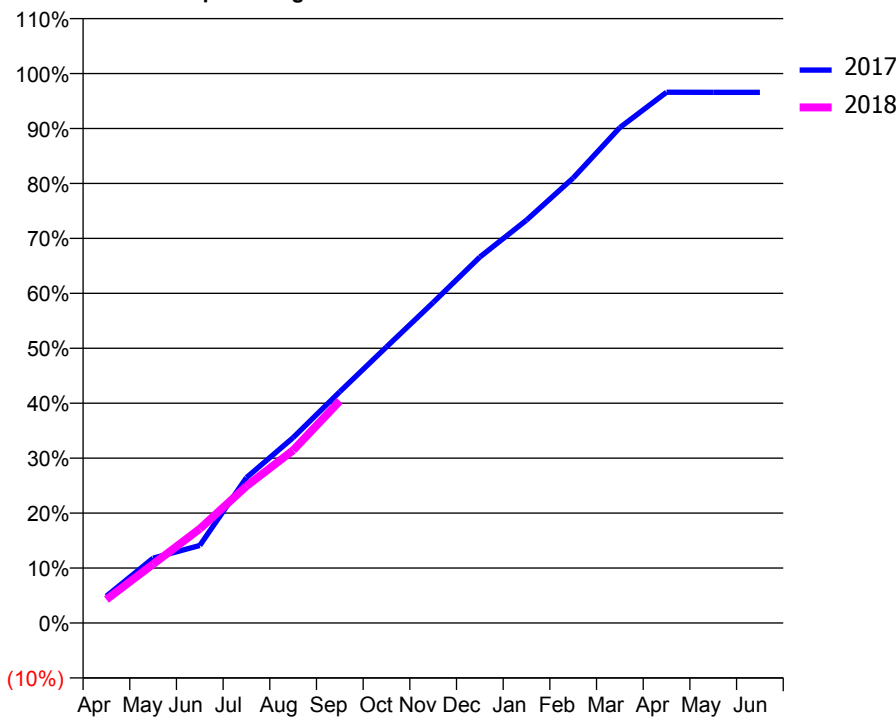
ACCESS*

Patients seen in 24 months	Total	Change since previous quarter
Quarter ending September 2016	3,575	
Quarter ending December 2016	3,708	↑
Quarter ending March 2017	3,909	↑
Quarter ending June 2017	4,006	↑
Quarter ending September 2017	4,077	→
Variance since September 2016	14.0%	↑



ACTIVITY

Cumulative percentage of contracted UDA delivered 2017 & 2018



Month	Adjusted Scheduled Activity (UDA)	
	2017	2018
April	654	574
May	1,585	1,436
June	1,893	2,299
July	3,549	3,342
August	4,527	4,218
September	5,646	5,423
October	6,740	
November	7,825	
December	8,934	
January	9,837	
February	10,865	
March	12,095	
April	12,956	
May	12,954	
June	12,955	

QUALITY

	Quantity	Base Number	Contract	AT	Region	England
% of FP17s for the same patient ID Re-attending within 3 months - Children	111	822	13.5%	9.7%	12.8%	11.9%
% of FP17s for the same patient ID Re-attending within 3 months - Adults	279	1,987	14.0%	14.4%	16.5%	15.9%
% of FP17s for the same patient ID Re-attending between 3 & 9 months - Children	459	822	55.8%	58.9%	59.7%	58.1%
% of FP17s for the same patient ID Re-attending between 3 & 9 months - Adults	944	1,987	47.5%	52.9%	53.0%	50.6%
% of FP17s for Band 1 Urgent Courses	268	2,455	10.9%	7.7%	9.2%	9.1%
% of FP17s Relating to Free Repair or Replacements	35	2,455	1.4%	1.1%	1.0%	0.8%
% of FP17s Relating to Continuations	7	2,455	0.3%	1.3%	1.2%	1.1%
% of Patients satisfied with the dentistry they have received	4	7	N/A	92.7%	91.6%	91.4%
% of Patients satisfied with the time they had to wait for an appointment	3	7	N/A	88.3%	88.1%	87.7%

* This is based on patients treated on this contract for their most recent course of treatment. Figures in italics indicate the base number of FP17s or Patient Questionnaire responses are less than 100. N/A is shown where the base number of responses is less than 10 during the period. % is calculated as Quantity/Base number*100

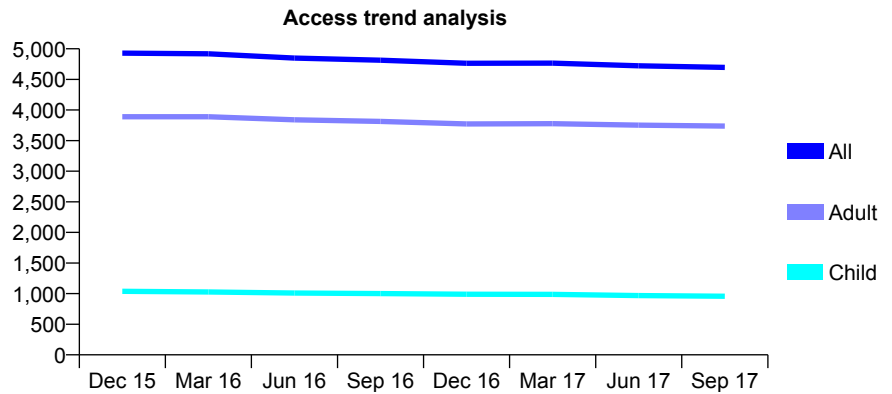
Q51 - Vital Signs At a Glance Contract Report for 158577/0001 - September 2017

Name or company name	Ridgeway Dental Practice
Contract type name	GDS Contract
Purpose of contract	General
Contract start date	01/07/2013
Contract end date	

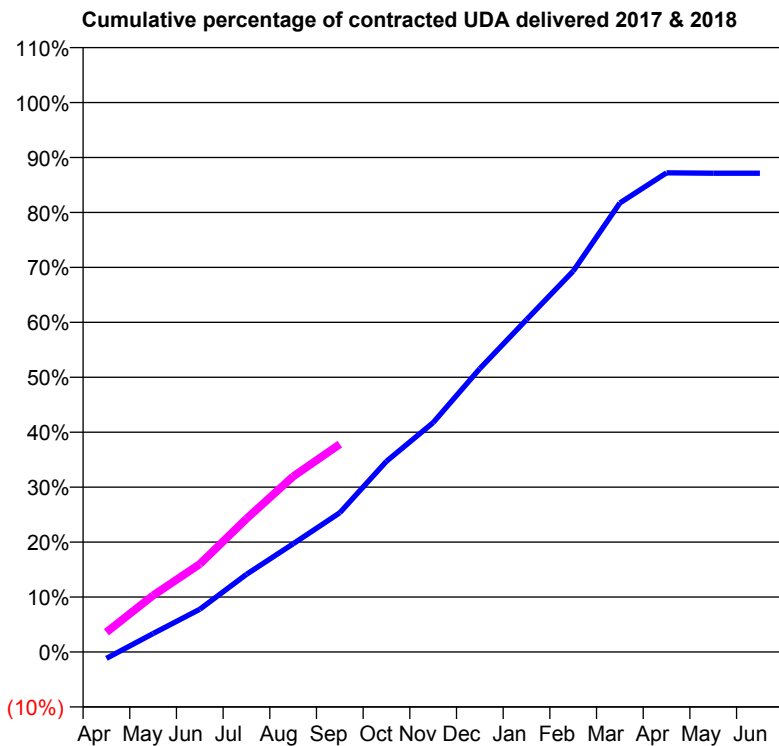
17/18 Contracted general activity (UDA)	14,089
Carry forward general activity (UDA)	0
17/18 Contracted orthodontic activity (UOA)	0
Carry forward orthodontic activity (UOA)	0
Baseline contract value	£451,648.44

ACCESS*

Patients seen in 24 months	Total	Change since previous quarter
Quarter ending September 2016	4,814	
Quarter ending December 2016	4,764	↓
Quarter ending March 2017	4,766	→
Quarter ending June 2017	4,722	→
Quarter ending September 2017	4,695	→
Variance since September 2016	(2.5%)	↓



ACTIVITY



Month	Adjusted Scheduled Activity (UDA)	
	2017	2018
April	-166	508
May	475	1,453
June	1,095	2,253
July	1,991	3,416
August	2,776	4,502
September	3,572	5,328
October	4,890	
November	5,884	
December	7,268	
January	8,520	
February	9,768	
March	11,513	
April	12,286	
May	12,277	
June	12,277	

QUALITY

	Quantity	Base Number	Contract	AT	Region	England
% of FP17s for the same patient ID Re-attending within 3 months - Children	27	718	3.8%	9.7%	12.8%	11.9%
% of FP17s for the same patient ID Re-attending within 3 months - Adults	297	2,676	11.1%	14.4%	16.5%	15.9%
% of FP17s for the same patient ID Re-attending between 3 & 9 months - Children	516	718	71.9%	58.9%	59.7%	58.1%
% of FP17s for the same patient ID Re-attending between 3 & 9 months - Adults	1,846	2,676	69.0%	52.9%	53.0%	50.6%
% of FP17s for Band 1 Urgent Courses	95	3,021	3.1%	7.7%	9.2%	9.1%
% of FP17s Relating to Free Repair or Replacements	25	3,021	0.8%	1.1%	1.0%	0.8%
% of FP17s Relating to Continuations	54	3,021	1.8%	1.3%	1.2%	1.1%
% of Patients satisfied with the dentistry they have received	14	15	93.3%	92.7%	91.6%	91.4%
% of Patients satisfied with the time they had to wait for an appointment	12	15	80.0%	88.3%	88.1%	87.7%

* This is based on patients treated on this contract for their most recent course of treatment. Figures in italics indicate the base number of FP17s or Patient Questionnaire responses are less than 100. N/A is shown where the base number of responses is less than 10 during the period. % is calculated as Quantity/Base number*100

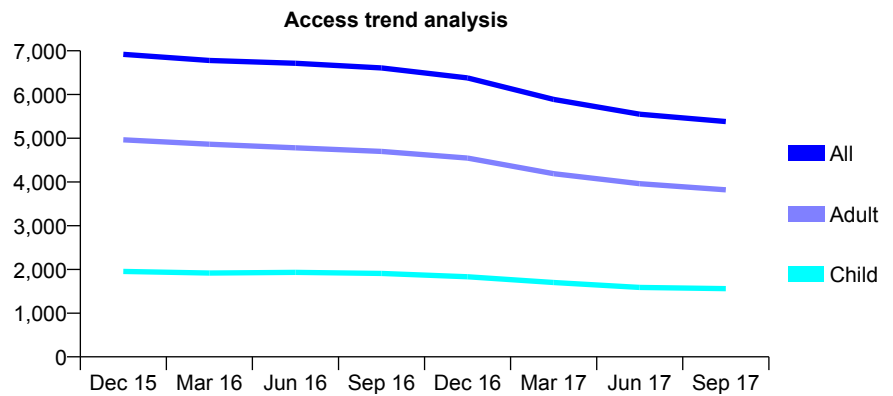
Q51 - Vital Signs At a Glance Contract Report for 159026/0001 - September 2017

Name or company name	SLS DentalCare Ltd
Contract type name	GDS Contract
Purpose of contract	General
Contract start date	01/04/2010
Contract end date	

17/18 Contracted general activity (UDA)	20,400
Carry forward general activity (UDA)	0
17/18 Contracted orthodontic activity (UOA)	0
Carry forward orthodontic activity (UOA)	0
Baseline contract value	£581,112.83

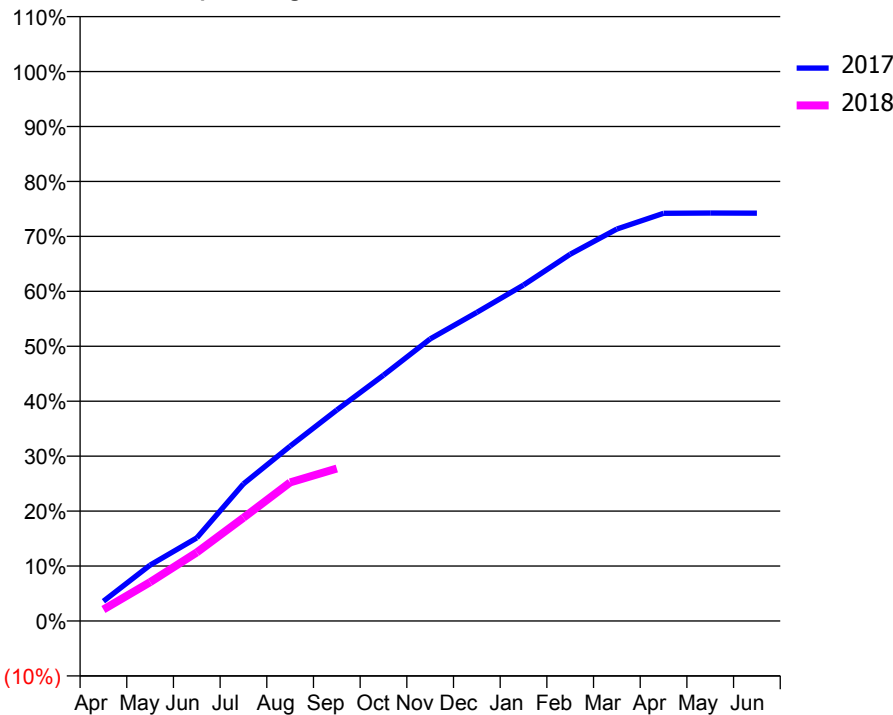
ACCESS*

Patients seen in 24 months	Total	Change since previous quarter
Quarter ending September 2016	6,607	
Quarter ending December 2016	6,380	↓
Quarter ending March 2017	5,889	↓
Quarter ending June 2017	5,550	↓
Quarter ending September 2017	5,381	↓
Variance since September 2016	(18.6%)	↓



ACTIVITY

Cumulative percentage of contracted UDA delivered 2017 & 2018



Month	Adjusted Scheduled Activity (UDA)	
	2017	2018
April	738	429
May	2,078	1,441
June	3,085	2,549
July	5,092	3,836
August	6,494	5,147
September	7,832	5,661
October	9,124	
November	10,473	
December	11,458	
January	12,473	
February	13,615	
March	14,551	
April	15,135	
May	15,144	
June	15,143	

QUALITY

	Quantity	Base Number	Contract	AT	Region	England
% of FP17s for the same patient ID Re-attending within 3 months - Children	61	799	7.6%	9.7%	12.8%	11.9%
% of FP17s for the same patient ID Re-attending within 3 months - Adults	268	1,915	14.0%	14.4%	16.5%	15.9%
% of FP17s for the same patient ID Re-attending between 3 & 9 months - Children	314	799	39.3%	58.9%	59.7%	58.1%
% of FP17s for the same patient ID Re-attending between 3 & 9 months - Adults	848	1,915	44.3%	52.9%	53.0%	50.6%
% of FP17s for Band 1 Urgent Courses	192	2,462	7.8%	7.7%	9.2%	9.1%
% of FP17s Relating to Free Repair or Replacements	21	2,462	0.9%	1.1%	1.0%	0.8%
% of FP17s Relating to Continuations	53	2,462	2.2%	1.3%	1.2%	1.1%
% of Patients satisfied with the dentistry they have received	15	16	93.8%	92.7%	91.6%	91.4%
% of Patients satisfied with the time they had to wait for an appointment	7	16	43.8%	88.3%	88.1%	87.7%

* This is based on patients treated on this contract for their most recent course of treatment. Figures in italics indicate the base number of FP17s or Patient Questionnaire responses are less than 100. N/A is shown where the base number of responses is less than 10 during the period. % is calculated as Quantity/Base number*100

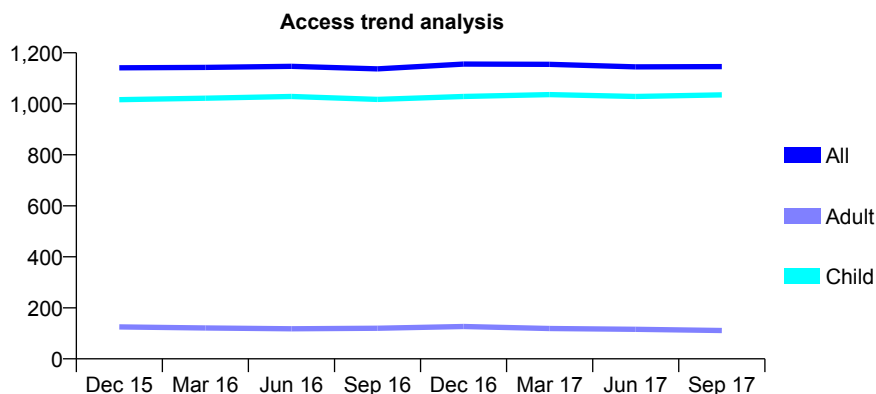
Q51 - Vital Signs At a Glance Contract Report for 159603/0001 - September 2017

Name or company name	GHB
Contract type name	GDS Contract
Purpose of contract	General
Contract start date	01/04/2012
Contract end date	

17/18 Contracted general activity (UDA)	2,915
Carry forward general activity (UDA)	0
17/18 Contracted orthodontic activity (UOA)	0
Carry forward orthodontic activity (UOA)	0
Baseline contract value	£55,613.77

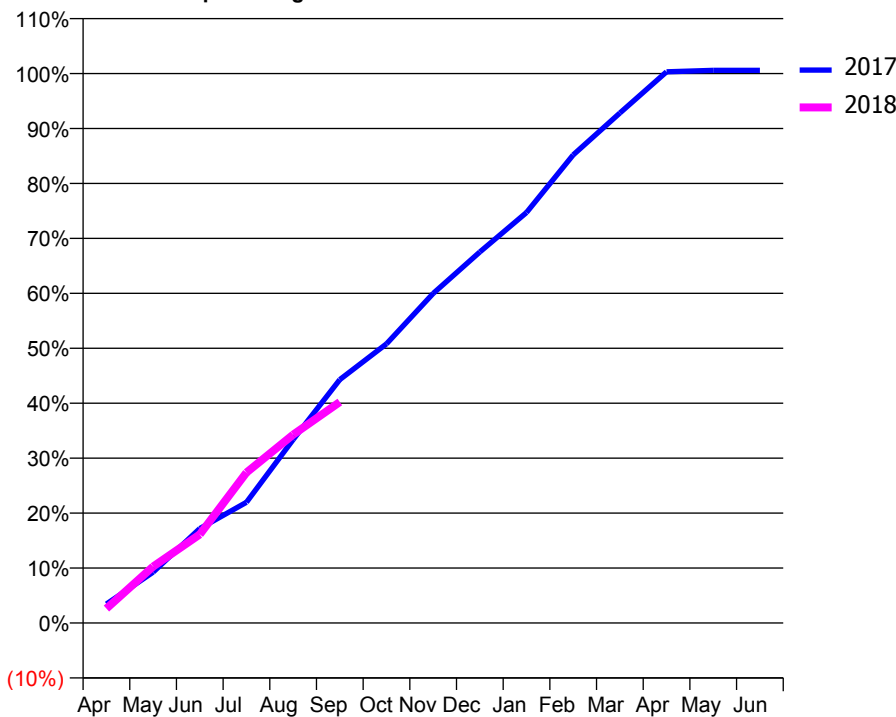
ACCESS*

Patients seen in 24 months	Total	Change since previous quarter
Quarter ending September 2016	1,137	
Quarter ending December 2016	1,156	→
Quarter ending March 2017	1,155	→
Quarter ending June 2017	1,145	→
Quarter ending September 2017	1,146	→
Variance since September 2016	0.8%	→



ACTIVITY

Cumulative percentage of contracted UDA delivered 2017 & 2018



Adjusted Scheduled Activity (UDA)

Month	2017	2018
April	101	76
May	270	299
June	501	470
July	640	798
August	973	999
September	1,291	1,172
October	1,481	
November	1,748	
December	1,968	
January	2,177	
February	2,483	
March	2,705	
April	2,924	
May	2,932	
June	2,932	

QUALITY

	Quantity	Base Number	Contract	AT	Region	England
% of FP17s for the same patient ID Re-attending within 3 months - Children	102	883	11.6%	9.7%	12.8%	11.9%
% of FP17s for the same patient ID Re-attending within 3 months - Adults	0	2	0.0%	14.4%	16.5%	15.9%
% of FP17s for the same patient ID Re-attending between 3 & 9 months - Children	547	883	61.9%	58.9%	59.7%	58.1%
% of FP17s for the same patient ID Re-attending between 3 & 9 months - Adults	1	2	50.0%	52.9%	53.0%	50.6%
% of FP17s for Band 1 Urgent Courses	36	757	4.8%	7.7%	9.2%	9.1%
% of FP17s Relating to Free Repair or Replacements	1	757	0.1%	1.1%	1.0%	0.8%
% of FP17s Relating to Continuations	0	757	0.0%	1.3%	1.2%	1.1%
% of Patients satisfied with the dentistry they have received	1	1	N/A	92.7%	91.6%	91.4%
% of Patients satisfied with the time they had to wait for an appointment	1	1	N/A	88.3%	88.1%	87.7%

* This is based on patients treated on this contract for their most recent course of treatment. Figures in italics indicate the base number of FP17s or Patient Questionnaire responses are less than 100. N/A is shown where the base number of responses is less than 10 during the period. % is calculated as Quantity/Base number*100

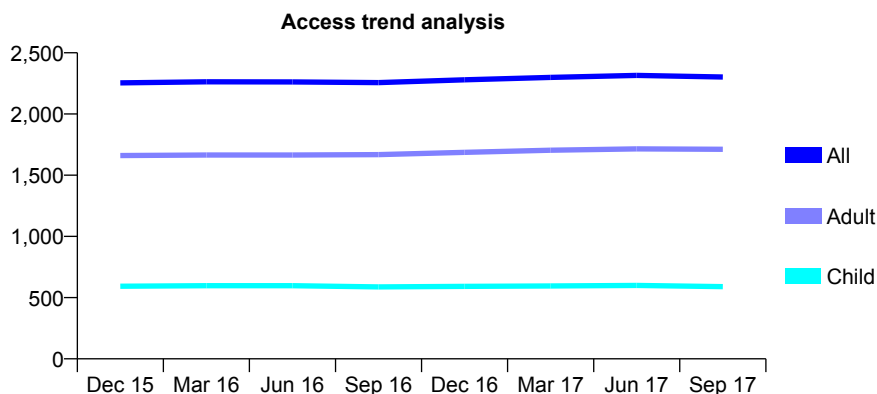
Q51 - Vital Signs At a Glance Contract Report for 160938/0001 - September 2017

Name or company name	Woodseats Dental Care
Contract type name	GDS Contract
Purpose of contract	General
Contract start date	01/04/2006
Contract end date	

17/18 Contracted general activity (UDA)	6,275
Carry forward general activity (UDA)	0
17/18 Contracted orthodontic activity (UOA)	0
Carry forward orthodontic activity (UOA)	0
Baseline contract value	£151,525.38

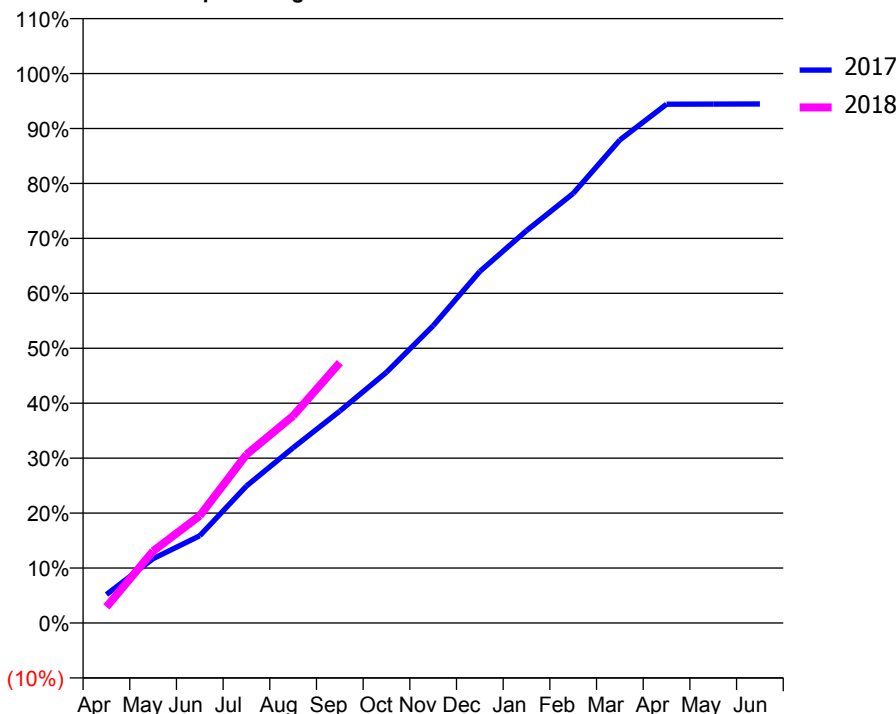
ACCESS*

Patients seen in 24 months	Total	Change since previous quarter
Quarter ending September 2016	2,256	
Quarter ending December 2016	2,279	→
Quarter ending March 2017	2,299	→
Quarter ending June 2017	2,315	→
Quarter ending September 2017	2,302	→
Variance since September 2016	2.0%	↑



ACTIVITY

Cumulative percentage of contracted UDA delivered 2017 & 2018



Month	Adjusted Scheduled Activity (UDA)	
	2017	2018
April	406	184
May	918	822
June	1,245	1,225
July	1,957	1,924
August	2,502	2,365
September	3,025	2,974
October	3,580	
November	4,244	
December	5,018	
January	5,601	
February	6,133	
March	6,896	
April	7,406	
May	7,408	
June	7,410	

QUALITY

	Quantity	Base Number	Contract	AT	Region	England
% of FP17s for the same patient ID Re-attending within 3 months - Children	44	462	9.5%	9.7%	12.8%	11.9%
% of FP17s for the same patient ID Re-attending within 3 months - Adults	241	1,455	16.6%	14.4%	16.5%	15.9%
% of FP17s for the same patient ID Re-attending between 3 & 9 months - Children	281	462	60.8%	58.9%	59.7%	58.1%
% of FP17s for the same patient ID Re-attending between 3 & 9 months - Adults	937	1,455	64.4%	52.9%	53.0%	50.6%
% of FP17s for Band 1 Urgent Courses	88	1,670	5.3%	7.7%	9.2%	9.1%
% of FP17s Relating to Free Repair or Replacements	8	1,670	0.5%	1.1%	1.0%	0.8%
% of FP17s Relating to Continuations	6	1,670	0.4%	1.3%	1.2%	1.1%
% of Patients satisfied with the dentistry they have received	5	7	N/A	92.7%	91.6%	91.4%
% of Patients satisfied with the time they had to wait for an appointment	7	7	N/A	88.3%	88.1%	87.7%

* This is based on patients treated on this contract for their most recent course of treatment. Figures in italics indicate the base number of FP17s or Patient Questionnaire responses are less than 100. N/A is shown where the base number of responses is less than 10 during the period. % is calculated as Quantity/Base number*100

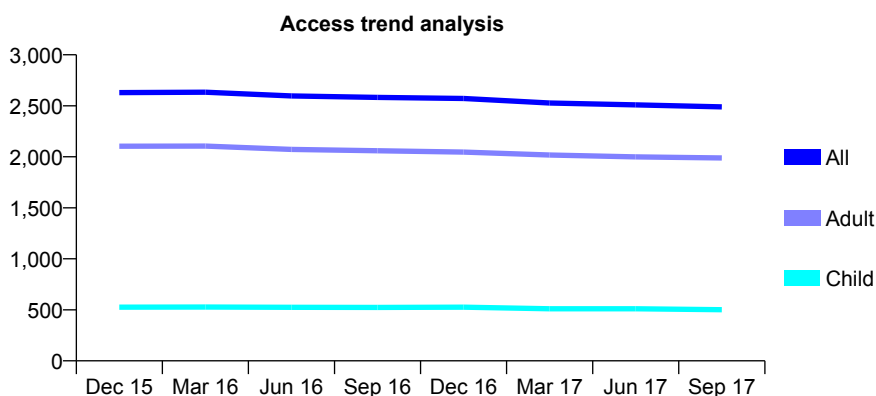
Q51 - Vital Signs At a Glance Contract Report for 161772/0001 - September 2017

Name or company name	J G Lafferty & N C Dalton
Contract type name	GDS Contract
Purpose of contract	General
Contract start date	01/04/2006
Contract end date	

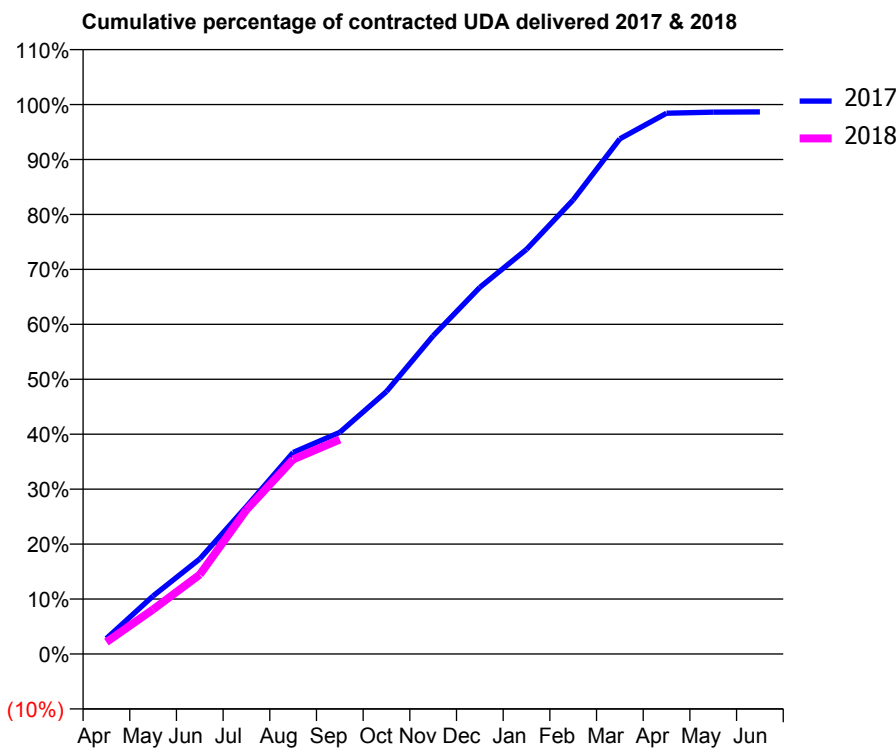
17/18 Contracted general activity (UDA)	8,857
Carry forward general activity (UDA)	0
17/18 Contracted orthodontic activity (UOA)	0
Carry forward orthodontic activity (UOA)	0
Baseline contract value	£238,215.24

ACCESS*

Patients seen in 24 months	Total	Change since previous quarter
Quarter ending September 2016	2,582	
Quarter ending December 2016	2,572	→
Quarter ending March 2017	2,527	↓
Quarter ending June 2017	2,509	→
Quarter ending September 2017	2,490	→
Variance since September 2016	(3.6%)	↓



ACTIVITY



Month	Adjusted Scheduled Activity (UDA)	
	2017	2018
April	251	192
May	936	719
June	1,534	1,280
July	2,377	2,325
August	3,249	3,138
September	3,573	3,458
October	4,231	
November	5,129	
December	5,910	
January	6,522	
February	7,320	
March	8,303	
April	8,716	
May	8,734	
June	8,737	

QUALITY

	Quantity	Base Number	Contract	AT	Region	England
% of FP17s for the same patient ID Re-attending within 3 months - Children	17	398	4.3%	9.7%	12.8%	11.9%
% of FP17s for the same patient ID Re-attending within 3 months - Adults	270	2,039	13.2%	14.4%	16.5%	15.9%
% of FP17s for the same patient ID Re-attending between 3 & 9 months - Children	296	398	74.4%	58.9%	59.7%	58.1%
% of FP17s for the same patient ID Re-attending between 3 & 9 months - Adults	1,570	2,039	77.0%	52.9%	53.0%	50.6%
% of FP17s for Band 1 Urgent Courses	93	2,219	4.2%	7.7%	9.2%	9.1%
% of FP17s Relating to Free Repair or Replacements	17	2,219	0.8%	1.1%	1.0%	0.8%
% of FP17s Relating to Continuations	6	2,219	0.3%	1.3%	1.2%	1.1%
% of Patients satisfied with the dentistry they have received	12	12	100.0%	92.7%	91.6%	91.4%
% of Patients satisfied with the time they had to wait for an appointment	12	12	100.0%	88.3%	88.1%	87.7%

* This is based on patients treated on this contract for their most recent course of treatment. Figures in italics indicate the base number of FP17s or Patient Questionnaire responses are less than 100. N/A is shown where the base number of responses is less than 10 during the period. % is calculated as Quantity/Base number*100

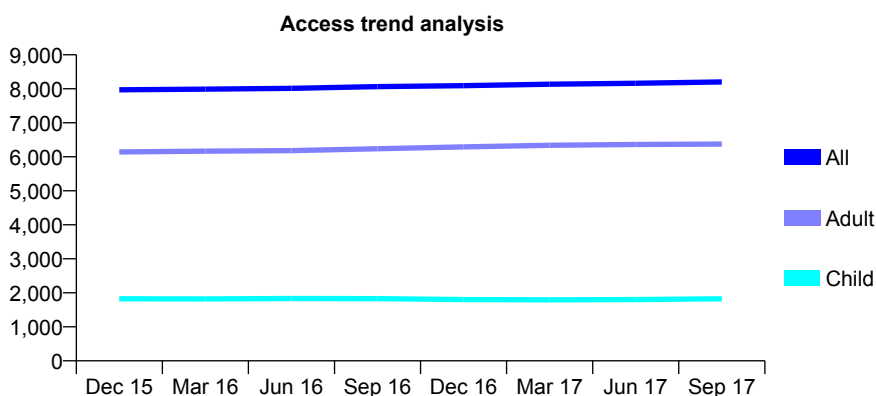
Q51 - Vital Signs At a Glance Contract Report for 162949/0001 - September 2017

Name or company name	Yorkshire and Humberside CDA Ltd t/a Ger
Contract type name	GDS Contract
Purpose of contract	General
Contract start date	01/09/2008
Contract end date	

17/18 Contracted general activity (UDA)	27,279
Carry forward general activity (UDA)	0
17/18 Contracted orthodontic activity (UOA)	0
Carry forward orthodontic activity (UOA)	0
Baseline contract value	£771,984.20

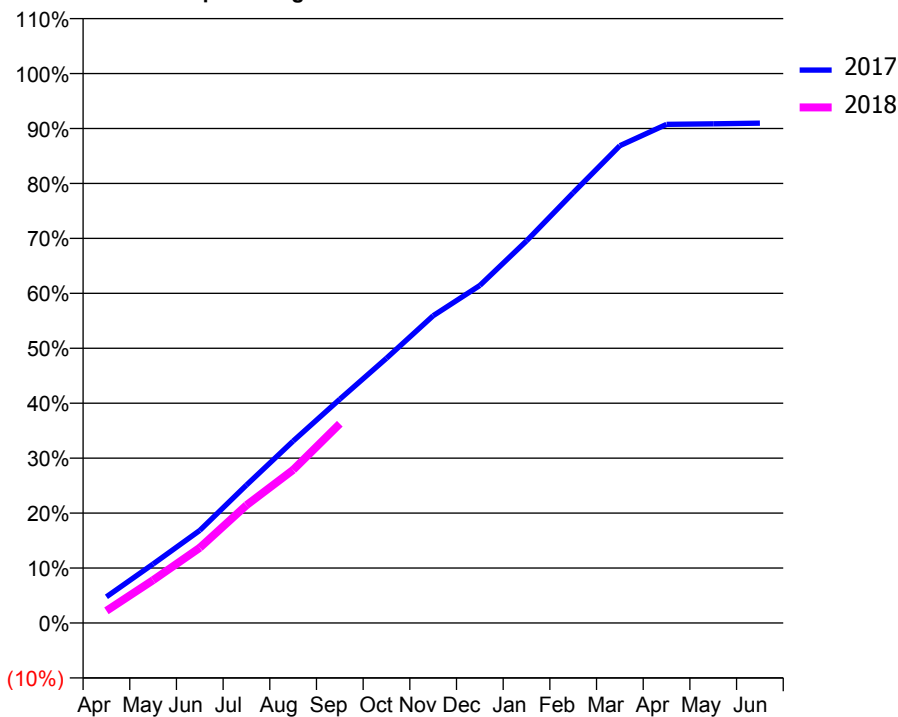
ACCESS*

Patients seen in 24 months	Total	Change since previous quarter
Quarter ending September 2016	8,065	
Quarter ending December 2016	8,092	→
Quarter ending March 2017	8,134	→
Quarter ending June 2017	8,164	→
Quarter ending September 2017	8,203	→
Variance since September 2016	1.7%	→



ACTIVITY

Cumulative percentage of contracted UDA delivered 2017 & 2018



Adjusted Scheduled Activity (UDA)

Month	2017	2018
April	1,301	606
May	2,931	2,131
June	4,597	3,740
July	6,847	5,846
August	9,030	7,600
September	11,112	9,895
October	13,144	
November	15,254	
December	16,758	
January	18,967	
February	21,360	
March	23,695	
April	24,756	
May	24,783	
June	24,813	

QUALITY

	Quantity	Base Number	Contract	AT	Region	England
% of FP17s for the same patient ID Re-attending within 3 months - Children	149	1,441	10.3%	9.7%	12.8%	11.9%
% of FP17s for the same patient ID Re-attending within 3 months - Adults	585	4,345	13.5%	14.4%	16.5%	15.9%
% of FP17s for the same patient ID Re-attending between 3 & 9 months - Children	902	1,441	62.6%	58.9%	59.7%	58.1%
% of FP17s for the same patient ID Re-attending between 3 & 9 months - Adults	2,454	4,345	56.5%	52.9%	53.0%	50.6%
% of FP17s for Band 1 Urgent Courses	549	4,929	11.1%	7.7%	9.2%	9.1%
% of FP17s Relating to Free Repair or Replacements	38	4,929	0.8%	1.1%	1.0%	0.8%
% of FP17s Relating to Continuations	30	4,929	0.6%	1.3%	1.2%	1.1%
% of Patients satisfied with the dentistry they have received	10	12	83.3%	92.7%	91.6%	91.4%
% of Patients satisfied with the time they had to wait for an appointment	11	12	91.7%	88.3%	88.1%	87.7%

* This is based on patients treated on this contract for their most recent course of treatment. Figures in italics indicate the base number of FP17s or Patient Questionnaire responses are less than 100. N/A is shown where the base number of responses is less than 10 during the period. % is calculated as Quantity/Base number*100

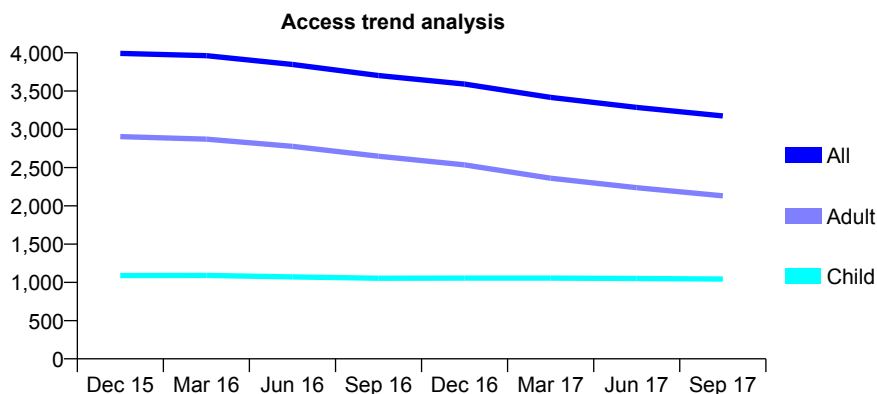
Q51 - Vital Signs At a Glance Contract Report for 162949/0002 - September 2017

Name or company name	Lowedges Dental Care Limited
Contract type name	GDS Contract
Purpose of contract	General
Contract start date	16/12/2008
Contract end date	

17/18 Contracted general activity (UDA)	11,332
Carry forward general activity (UDA)	0
17/18 Contracted orthodontic activity (UOA)	0
Carry forward orthodontic activity (UOA)	0
Baseline contract value	£343,750.01

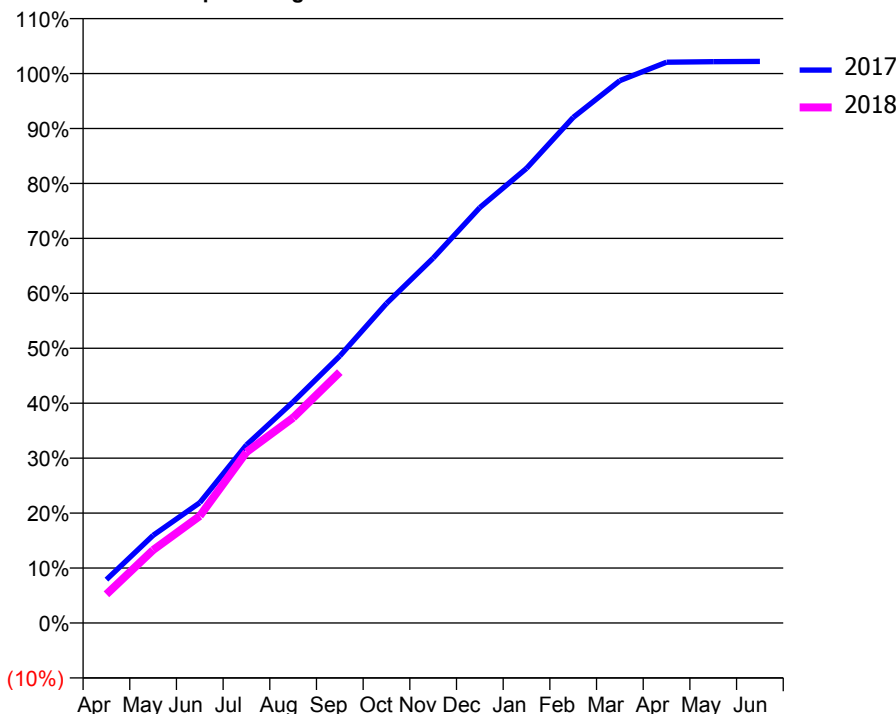
ACCESS*

Patients seen in 24 months	Total	Change since previous quarter
Quarter ending September 2016	3,702	
Quarter ending December 2016	3,591	↓
Quarter ending March 2017	3,417	↓
Quarter ending June 2017	3,287	↓
Quarter ending September 2017	3,174	↓
Variance since September 2016	(14.3%)	↓



ACTIVITY

Cumulative percentage of contracted UDA delivered 2017 & 2018



Adjusted Scheduled Activity (UDA)

Month	2017	2018
April	896	592
May	1,807	1,506
June	2,481	2,207
July	3,672	3,523
August	4,561	4,235
September	5,507	5,173
October	6,590	
November	7,526	
December	8,567	
January	9,377	
February	10,425	
March	11,184	
April	11,564	
May	11,575	
June	11,582	

QUALITY

	Quantity	Base Number	Contract	AT	Region	England
% of FP17s for the same patient ID Re-attending within 3 months - Children	59	797	7.4%	9.7%	12.8%	11.9%
% of FP17s for the same patient ID Re-attending within 3 months - Adults	246	1,444	17.0%	14.4%	16.5%	15.9%
% of FP17s for the same patient ID Re-attending between 3 & 9 months - Children	408	797	51.2%	58.9%	59.7%	58.1%
% of FP17s for the same patient ID Re-attending between 3 & 9 months - Adults	712	1,444	49.3%	52.9%	53.0%	50.6%
% of FP17s for Band 1 Urgent Courses	94	2,063	4.6%	7.7%	9.2%	9.1%
% of FP17s Relating to Free Repair or Replacements	34	2,063	1.6%	1.1%	1.0%	0.8%
% of FP17s Relating to Continuations	87	2,063	4.2%	1.3%	1.2%	1.1%
% of Patients satisfied with the dentistry they have received	7	7	N/A	92.7%	91.6%	91.4%
% of Patients satisfied with the time they had to wait for an appointment	7	7	N/A	88.3%	88.1%	87.7%

* This is based on patients treated on this contract for their most recent course of treatment. Figures in italics indicate the base number of FP17s or Patient Questionnaire responses are less than 100. N/A is shown where the base number of responses is less than 10 during the period. % is calculated as Quantity/Base number*100

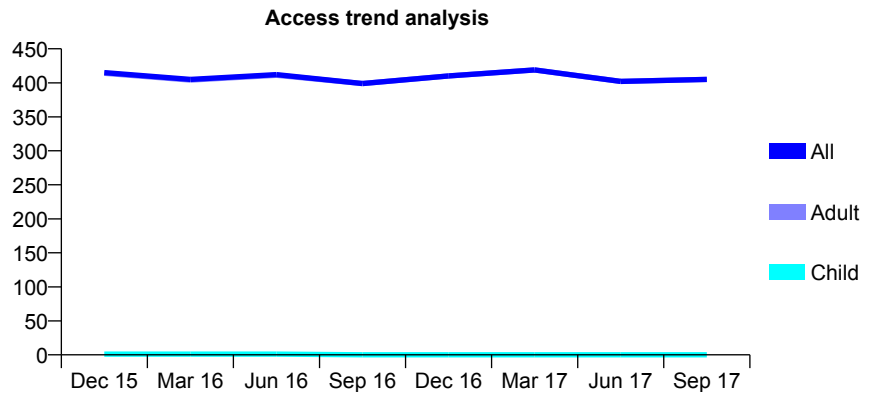
Q51 - Vital Signs At a Glance Contract Report for 162949/0003 - September 2017

Name or company name	Lowedges Dental Care Limited
Contract type name	GDS Contract
Purpose of contract	General
Contract start date	16/12/2008
Contract end date	

17/18 Contracted general activity (UDA)	1,330
Carry forward general activity (UDA)	0
17/18 Contracted orthodontic activity (UOA)	0
Carry forward orthodontic activity (UOA)	0
Baseline contract value	£69,869.85

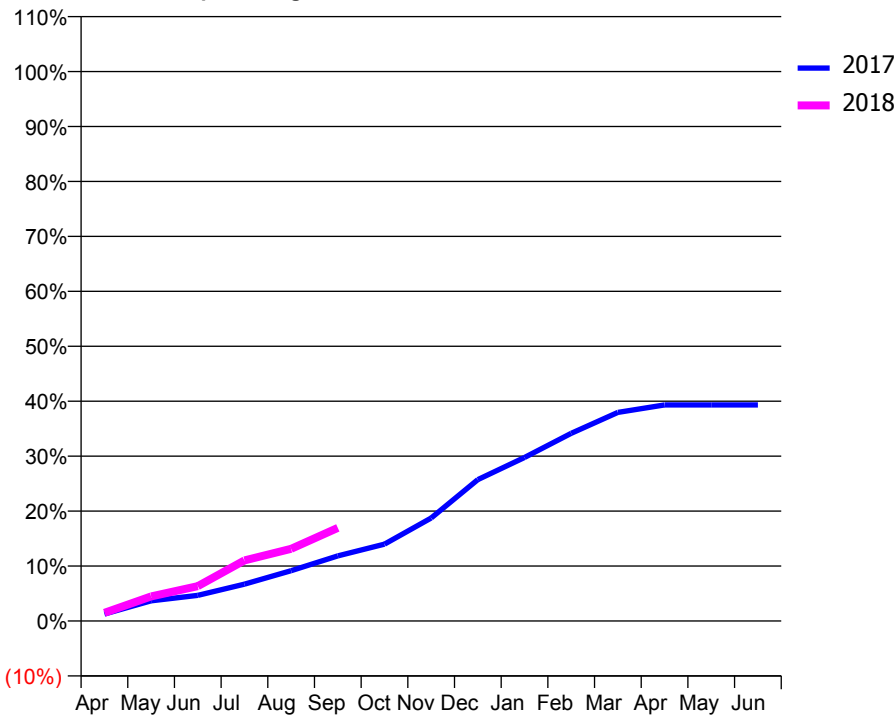
ACCESS*

Patients seen in 24 months	Total	Change since previous quarter
Quarter ending September 2016	399	
Quarter ending December 2016	410	↑
Quarter ending March 2017	419	↑
Quarter ending June 2017	402	↓
Quarter ending September 2017	405	→
Variance since September 2016	1.5%	→



ACTIVITY

Cumulative percentage of contracted UDA delivered 2017 & 2018



Month	Adjusted Scheduled Activity (UDA)	
	2017	2018
April	17	20
May	49	59
June	62	84
July	89	147
August	122	175
September	158	225
October	186	
November	249	
December	342	
January	396	
February	454	
March	505	
April	523	
May	523	
June	523	

QUALITY

	Quantity	Base Number	Contract	AT	Region	England
% of FP17s for the same patient ID Re-attending within 3 months - Children	0	0	N/A	9.7%	12.8%	11.9%
% of FP17s for the same patient ID Re-attending within 3 months - Adults	5	116	4.3%	14.4%	16.5%	15.9%
% of FP17s for the same patient ID Re-attending between 3 & 9 months - Children	0	0	N/A	58.9%	59.7%	58.1%
% of FP17s for the same patient ID Re-attending between 3 & 9 months - Adults	7	116	6.0%	52.9%	53.0%	50.6%
% of FP17s for Band 1 Urgent Courses	12	109	11.0%	7.7%	9.2%	9.1%
% of FP17s Relating to Free Repair or Replacements	0	109	0.0%	1.1%	1.0%	0.8%
% of FP17s Relating to Continuations	1	109	0.9%	1.3%	1.2%	1.1%
% of Patients satisfied with the dentistry they have received	0	0	N/A	92.7%	91.6%	91.4%
% of Patients satisfied with the time they had to wait for an appointment	0	0	N/A	88.3%	88.1%	87.7%

* This is based on patients treated on this contract for their most recent course of treatment. Figures in italics indicate the base number of FP17s or Patient Questionnaire responses are less than 100. N/A is shown where the base number of responses is less than 10 during the period. % is calculated as Quantity/Base number*100

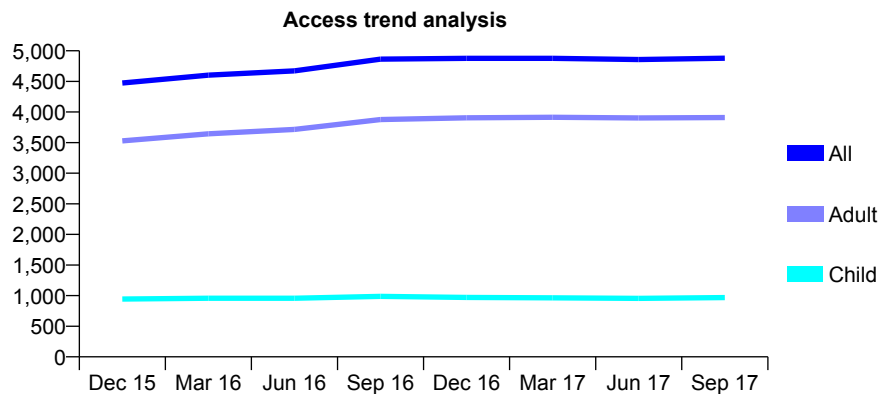
Q51 - Vital Signs At a Glance Contract Report for 163848/0001 - September 2017

Name or company name	Southfield Dental Practice Partnership
Contract type name	GDS Contract
Purpose of contract	General
Contract start date	01/10/2014
Contract end date	

17/18 Contracted general activity (UDA)	13,801
Carry forward general activity (UDA)	0
17/18 Contracted orthodontic activity (UOA)	0
Carry forward orthodontic activity (UOA)	0
Baseline contract value	£395,000.82

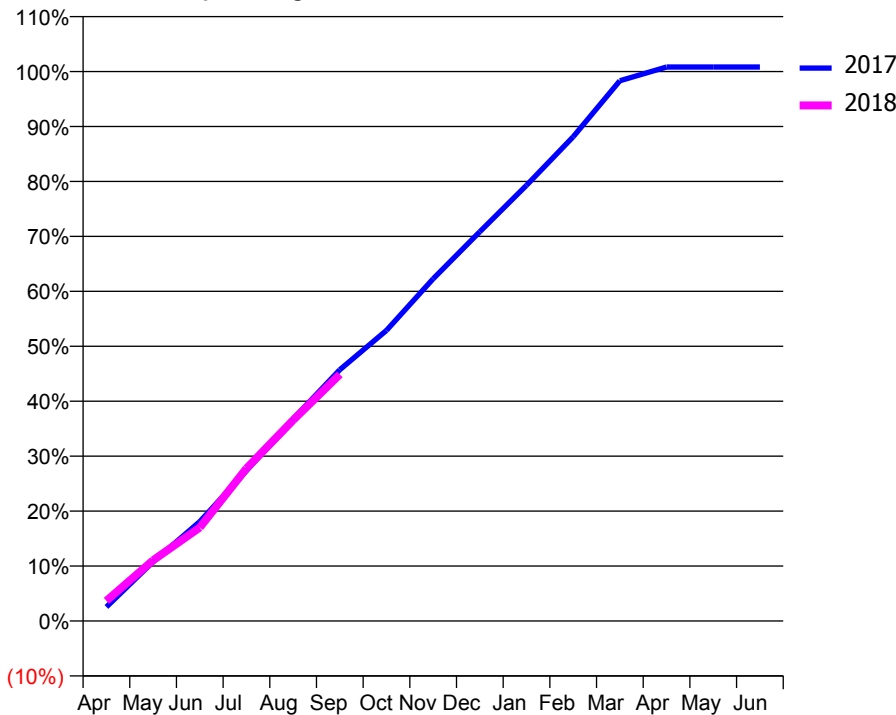
ACCESS*

Patients seen in 24 months	Total	Change since previous quarter
Quarter ending September 2016	4,864	
Quarter ending December 2016	4,876	→
Quarter ending March 2017	4,877	→
Quarter ending June 2017	4,857	→
Quarter ending September 2017	4,878	→
Variance since September 2016	0.3%	→



ACTIVITY

Cumulative percentage of contracted UDA delivered 2017 & 2018



Month	Adjusted Scheduled Activity (UDA)	
	2017	2018
April	355	508
May	1,488	1,525
June	2,495	2,351
July	3,775	3,834
August	5,076	5,045
September	6,313	6,195
October	7,299	
November	8,597	
December	9,777	
January	10,942	
February	12,164	
March	13,568	
April	13,915	
May	13,915	
June	13,915	

QUALITY

	Quantity	Base Number	Contract	AT	Region	England
% of FP17s for the same patient ID Re-attending within 3 months - Children	56	908	6.2%	9.7%	12.8%	11.9%
% of FP17s for the same patient ID Re-attending within 3 months - Adults	354	2,648	13.4%	14.4%	16.5%	15.9%
% of FP17s for the same patient ID Re-attending between 3 & 9 months - Children	738	908	81.3%	58.9%	59.7%	58.1%
% of FP17s for the same patient ID Re-attending between 3 & 9 months - Adults	1,204	2,648	45.5%	52.9%	53.0%	50.6%
% of FP17s for Band 1 Urgent Courses	140	3,382	4.1%	7.7%	9.2%	9.1%
% of FP17s Relating to Free Repair or Replacements	34	3,382	1.0%	1.1%	1.0%	0.8%
% of FP17s Relating to Continuations	96	3,382	2.8%	1.3%	1.2%	1.1%
% of Patients satisfied with the dentistry they have received	12	13	92.3%	92.7%	91.6%	91.4%
% of Patients satisfied with the time they had to wait for an appointment	12	13	92.3%	88.3%	88.1%	87.7%

* This is based on patients treated on this contract for their most recent course of treatment. Figures in italics indicate the base number of FP17s or Patient Questionnaire responses are less than 100. N/A is shown where the base number of responses is less than 10 during the period. % is calculated as Quantity/Base number*100

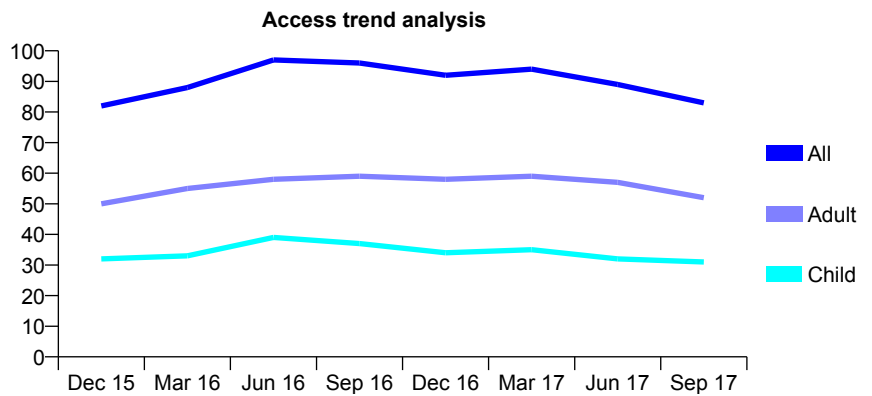
Q51 - Vital Signs At a Glance Contract Report for 165026/0004 - September 2017

Name or company name	Nottinghamshire Healthcare NHS Trust
Contract type name	PDS Contract
Purpose of contract	General
Contract start date	01/04/2012
Contract end date	15/09/2017

17/18 Contracted general activity (UDA)	413
Carry forward general activity (UDA)	0
17/18 Contracted orthodontic activity (UOA)	0
Carry forward orthodontic activity (UOA)	0
Baseline contract value	£10,261.38

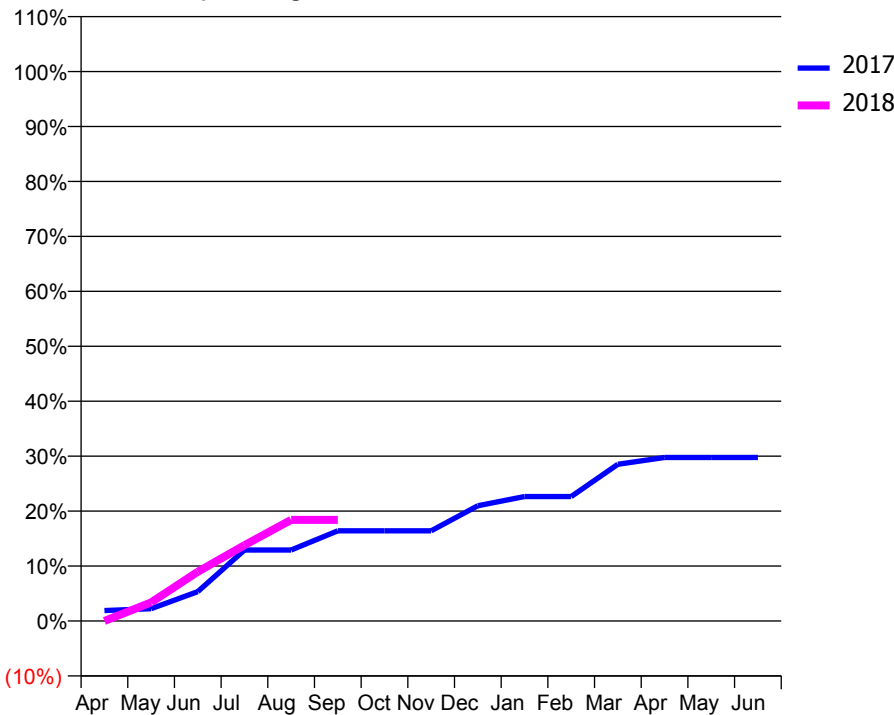
ACCESS*

Patients seen in 24 months	Total	Change since previous quarter
Quarter ending September 2016	96	
Quarter ending December 2016	92	↓
Quarter ending March 2017	94	↑
Quarter ending June 2017	89	↓
Quarter ending September 2017	83	↓
Variance since September 2016	(13.5%)	↓



ACTIVITY

Cumulative percentage of contracted UDA delivered 2017 & 2018



Month	Adjusted Scheduled Activity (UDA)	
	2017	2018
April	17	0
May	20	14
June	48	37
July	116	57
August	116	76
September	148	76
October	148	
November	148	
December	189	
January	204	
February	204	
March	257	
April	268	
May	268	
June	268	

QUALITY

	Quantity	Base Number	Contract	AT	Region	England
% of FP17s for the same patient ID Re-attending within 3 months - Children	0	21	0.0%	9.7%	12.8%	11.9%
% of FP17s for the same patient ID Re-attending within 3 months - Adults	1	31	3.2%	14.4%	16.5%	15.9%
% of FP17s for the same patient ID Re-attending between 3 & 9 months - Children	6	21	28.6%	58.9%	59.7%	58.1%
% of FP17s for the same patient ID Re-attending between 3 & 9 months - Adults	18	31	58.1%	52.9%	53.0%	50.6%
% of FP17s for Band 1 Urgent Courses	0	47	0.0%	7.7%	9.2%	9.1%
% of FP17s Relating to Free Repair or Replacements	0	47	0.0%	1.1%	1.0%	0.8%
% of FP17s Relating to Continuations	0	47	0.0%	1.3%	1.2%	1.1%
% of Patients satisfied with the dentistry they have received	0	0	N/A	92.7%	91.6%	91.4%
% of Patients satisfied with the time they had to wait for an appointment	0	0	N/A	88.3%	88.1%	87.7%

* This is based on patients treated on this contract for their most recent course of treatment. Figures in italics indicate the base number of FP17s or Patient Questionnaire responses are less than 100. N/A is shown where the base number of responses is less than 10 during the period. % is calculated as Quantity/Base number*100

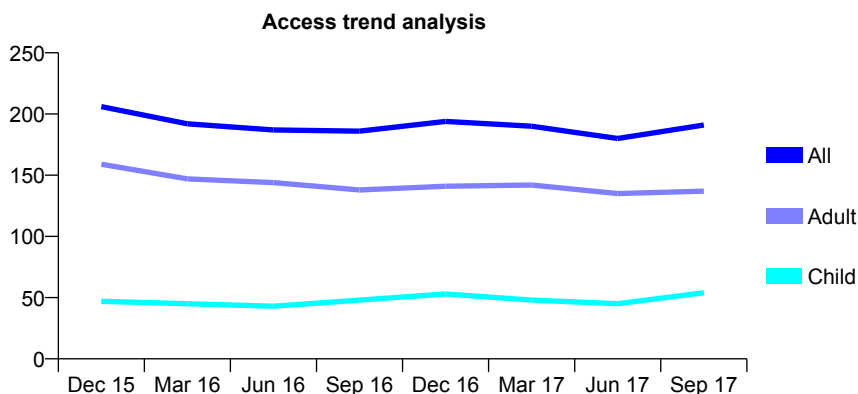
Q51 - Vital Signs At a Glance Contract Report for 165026/0005 - September 2017

Name or company name	Nottinghamshire Healthcare NHS Trust
Contract type name	PDS Contract
Purpose of contract	General
Contract start date	01/04/2012
Contract end date	15/09/2017

17/18 Contracted general activity (UDA)	1,238
Carry forward general activity (UDA)	0
17/18 Contracted orthodontic activity (UOA)	0
Carry forward orthodontic activity (UOA)	0
Baseline contract value	£72,510.89

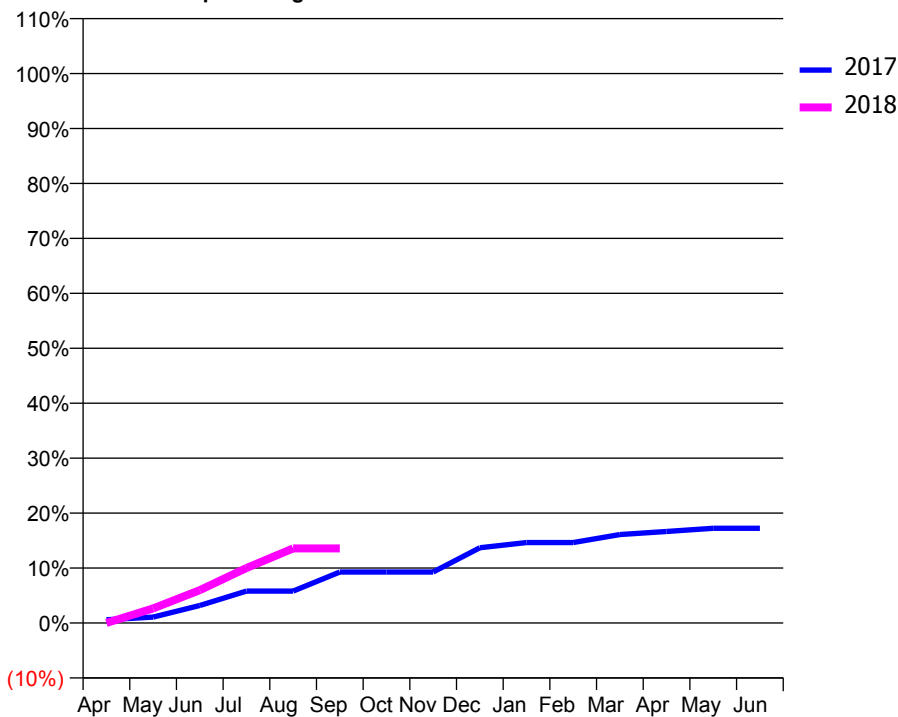
ACCESS*

Patients seen in 24 months	Total	Change since previous quarter
Quarter ending September 2016	186	
Quarter ending December 2016	194	↑
Quarter ending March 2017	190	↓
Quarter ending June 2017	180	↓
Quarter ending September 2017	191	↑
Variance since September 2016	2.7%	↑



ACTIVITY

Cumulative percentage of contracted UDA delivered 2017 & 2018



Month	Adjusted Scheduled Activity (UDA)	
	2017	2018
April	16	0
May	29	33
June	86	74
July	157	124
August	157	168
September	250	168
October	250	
November	250	
December	370	
January	396	
February	396	
March	435	
April	450	
May	466	
June	466	

QUALITY

	Quantity	Base Number	Contract	AT	Region	England
% of FP17s for the same patient ID Re-attending within 3 months - Children	1	36	2.8%	9.7%	12.8%	11.9%
% of FP17s for the same patient ID Re-attending within 3 months - Adults	3	50	6.0%	14.4%	16.5%	15.9%
% of FP17s for the same patient ID Re-attending between 3 & 9 months - Children	8	36	22.2%	58.9%	59.7%	58.1%
% of FP17s for the same patient ID Re-attending between 3 & 9 months - Adults	17	50	34.0%	52.9%	53.0%	50.6%
% of FP17s for Band 1 Urgent Courses	0	77	0.0%	7.7%	9.2%	9.1%
% of FP17s Relating to Free Repair or Replacements	0	77	0.0%	1.1%	1.0%	0.8%
% of FP17s Relating to Continuations	1	77	1.3%	1.3%	1.2%	1.1%
% of Patients satisfied with the dentistry they have received	1	1	N/A	92.7%	91.6%	91.4%
% of Patients satisfied with the time they had to wait for an appointment	1	1	N/A	88.3%	88.1%	87.7%

* This is based on patients treated on this contract for their most recent course of treatment. Figures in italics indicate the base number of FP17s or Patient Questionnaire responses are less than 100. N/A is shown where the base number of responses is less than 10 during the period. % is calculated as Quantity/Base number*100

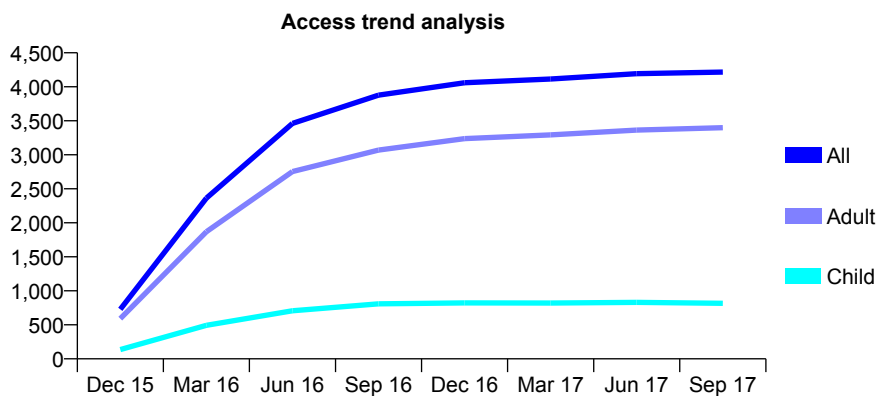
Q51 - Vital Signs At a Glance Contract Report for 166626/0001 - September 2017

Name or company name	Impressions Dental Care Limited
Contract type name	GDS Contract
Purpose of contract	General
Contract start date	01/11/2015
Contract end date	

17/18 Contracted general activity (UDA)	13,344
Carry forward general activity (UDA)	0
17/18 Contracted orthodontic activity (UOA)	0
Carry forward orthodontic activity (UOA)	0
Baseline contract value	£381,912.32

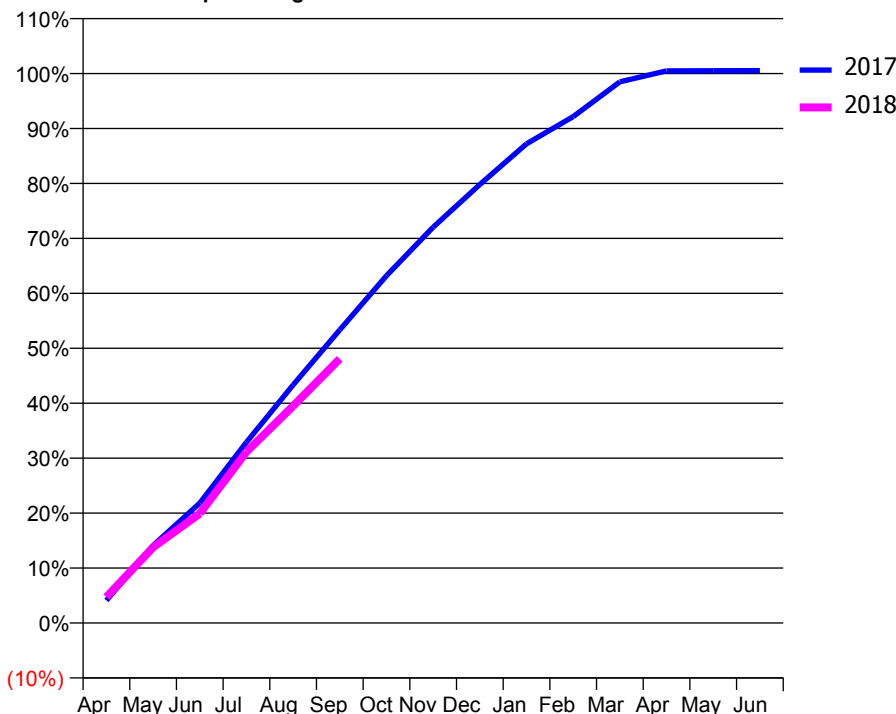
ACCESS*

Patients seen in 24 months	Total	Change since previous quarter
Quarter ending September 2016	3,878	
Quarter ending December 2016	4,060	↑
Quarter ending March 2017	4,114	→
Quarter ending June 2017	4,194	→
Quarter ending September 2017	4,216	→
Variance since September 2016	8.7%	↑



ACTIVITY

Cumulative percentage of contracted UDA delivered 2017 & 2018



Month	Adjusted Scheduled Activity (UDA)	
	2017	2018
April	549	628
May	1,883	1,837
June	2,912	2,657
July	4,388	4,157
August	5,782	5,271
September	7,120	6,416
October	8,435	
November	9,611	
December	10,650	
January	11,637	
February	12,297	
March	13,143	
April	13,407	
May	13,412	
June	13,414	

QUALITY

	Quantity	Base Number	Contract	AT	Region	England
% of FP17s for the same patient ID Re-attending within 3 months - Children	50	585	8.5%	9.7%	12.8%	11.9%
% of FP17s for the same patient ID Re-attending within 3 months - Adults	578	2,709	21.3%	14.4%	16.5%	15.9%
% of FP17s for the same patient ID Re-attending between 3 & 9 months - Children	311	585	53.2%	58.9%	59.7%	58.1%
% of FP17s for the same patient ID Re-attending between 3 & 9 months - Adults	1,538	2,709	56.8%	52.9%	53.0%	50.6%
% of FP17s for Band 1 Urgent Courses	316	3,160	10.0%	7.7%	9.2%	9.1%
% of FP17s Relating to Free Repair or Replacements	47	3,160	1.5%	1.1%	1.0%	0.8%
% of FP17s Relating to Continuations	52	3,160	1.6%	1.3%	1.2%	1.1%
% of Patients satisfied with the dentistry they have received	5	6	N/A	92.7%	91.6%	91.4%
% of Patients satisfied with the time they had to wait for an appointment	5	6	N/A	88.3%	88.1%	87.7%

* This is based on patients treated on this contract for their most recent course of treatment. Figures in italics indicate the base number of FP17s or Patient Questionnaire responses are less than 100. N/A is shown where the base number of responses is less than 10 during the period. % is calculated as Quantity/Base number*100

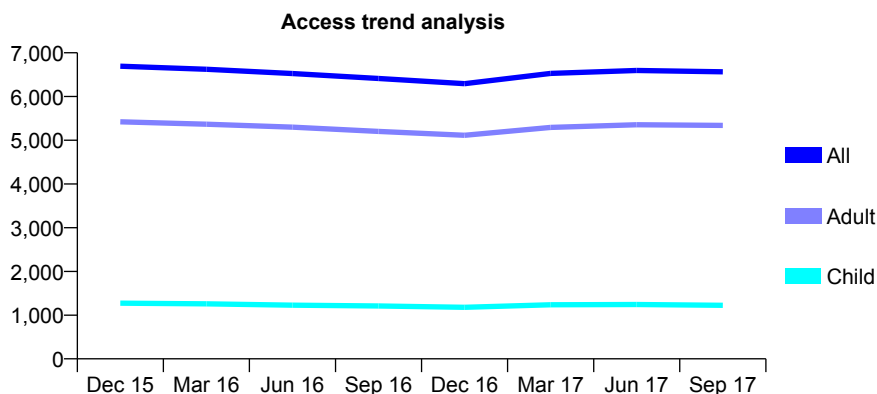
Q51 - Vital Signs At a Glance Contract Report for 166723/0001 - September 2017

Name or company name	Woodhouse Dental Practice
Contract type name	GDS Contract
Purpose of contract	General
Contract start date	01/04/2013
Contract end date	

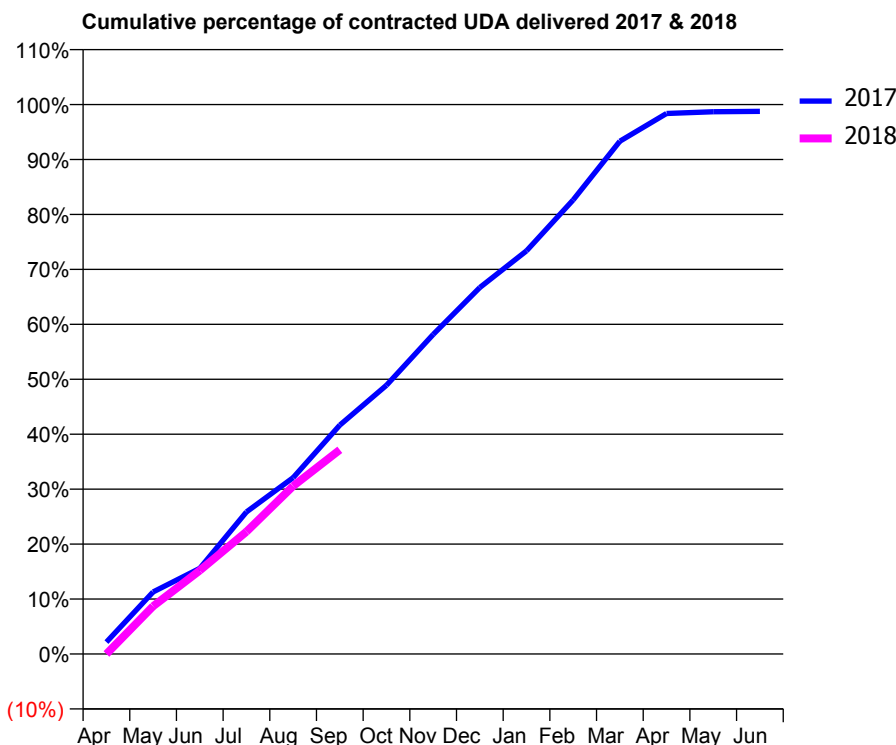
17/18 Contracted general activity (UDA)	21,329
Carry forward general activity (UDA)	0
17/18 Contracted orthodontic activity (UOA)	0
Carry forward orthodontic activity (UOA)	0
Baseline contract value	£613,585.45

ACCESS*

Patients seen in 24 months	Total	Change since previous quarter
Quarter ending September 2016	6,413	
Quarter ending December 2016	6,295	↓
Quarter ending March 2017	6,528	↑
Quarter ending June 2017	6,596	→
Quarter ending September 2017	6,564	→
Variance since September 2016	2.4%	↑



ACTIVITY



Month	Adjusted Scheduled Activity (UDA)	
	2017	2018
April	462	0
May	2,408	1,857
June	3,325	3,242
July	5,517	4,748
August	6,846	6,518
September	8,884	7,929
October	10,434	
November	12,406	
December	14,225	
January	15,650	
February	17,627	
March	19,902	
April	20,981	
May	21,047	
June	21,066	

QUALITY

	Quantity	Base Number	Contract	AT	Region	England
% of FP17s for the same patient ID Re-attending within 3 months - Children	59	1,109	5.3%	9.7%	12.8%	11.9%
% of FP17s for the same patient ID Re-attending within 3 months - Adults	476	4,451	10.7%	14.4%	16.5%	15.9%
% of FP17s for the same patient ID Re-attending between 3 & 9 months - Children	830	1,109	74.8%	58.9%	59.7%	58.1%
% of FP17s for the same patient ID Re-attending between 3 & 9 months - Adults	2,966	4,451	66.6%	52.9%	53.0%	50.6%
% of FP17s for Band 1 Urgent Courses	230	4,621	5.0%	7.7%	9.2%	9.1%
% of FP17s Relating to Free Repair or Replacements	29	4,621	0.6%	1.1%	1.0%	0.8%
% of FP17s Relating to Continuations	34	4,621	0.7%	1.3%	1.2%	1.1%
% of Patients satisfied with the dentistry they have received	25	27	92.6%	92.7%	91.6%	91.4%
% of Patients satisfied with the time they had to wait for an appointment	26	27	96.3%	88.3%	88.1%	87.7%

* This is based on patients treated on this contract for their most recent course of treatment. Figures in italics indicate the base number of FP17s or Patient Questionnaire responses are less than 100. N/A is shown where the base number of responses is less than 10 during the period. % is calculated as Quantity/Base number*100

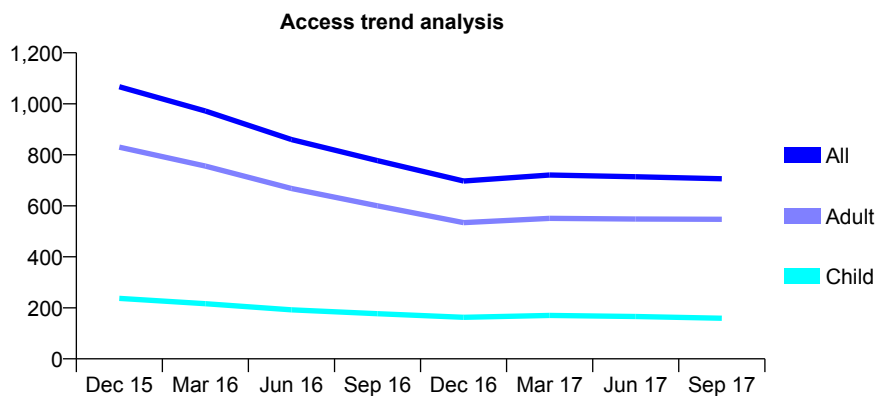
Q51 - Vital Signs At a Glance Contract Report for 166944/0004 - September 2017

Name or company name	Sheffield SPDCS
Contract type name	PDS Contract
Purpose of contract	General
Contract start date	01/04/2010
Contract end date	31/03/2020

17/18 Contracted general activity (UDA)	3,887
Carry forward general activity (UDA)	0
17/18 Contracted orthodontic activity (UOA)	0
Carry forward orthodontic activity (UOA)	0
Baseline contract value	£489,550.68

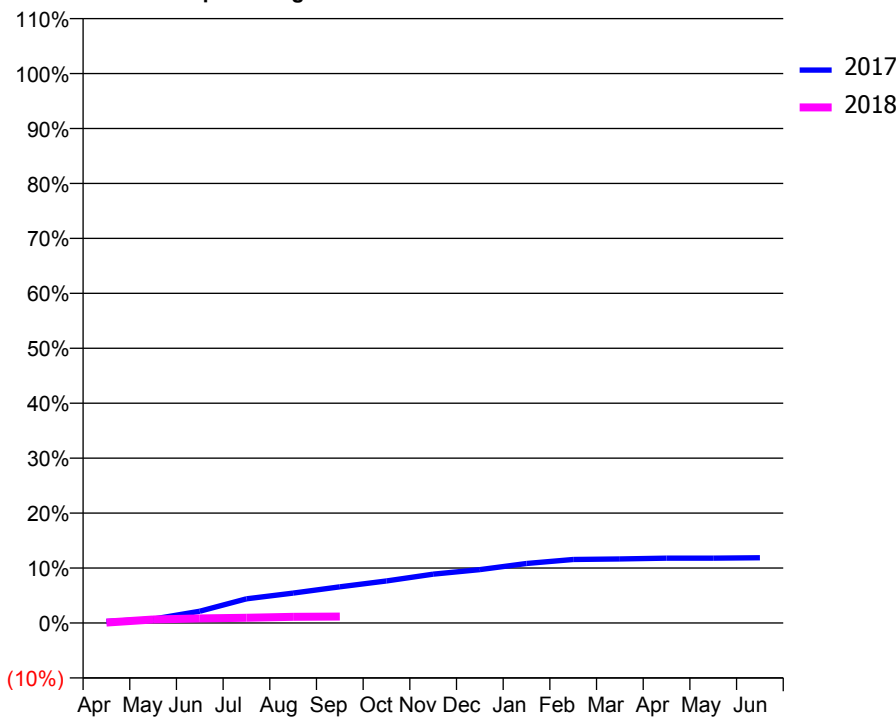
ACCESS*

Patients seen in 24 months	Total	Change since previous quarter
Quarter ending September 2016	777	
Quarter ending December 2016	697	↓
Quarter ending March 2017	721	↑
Quarter ending June 2017	714	→
Quarter ending September 2017	706	↓
Variance since September 2016	(9.1%)	↓



ACTIVITY

Cumulative percentage of contracted UDA delivered 2017 & 2018



Adjusted Scheduled Activity (UDA)

Month	2017	2018
April	11	3
May	28	25
June	83	32
July	171	37
August	211	44
September	256	46
October	298	
November	346	
December	378	
January	422	
February	450	
March	453	
April	459	
May	459	
June	462	

QUALITY

	Quantity	Base Number	Contract	AT	Region	England
% of FP17s for the same patient ID Re-attending within 3 months - Children	5	108	4.6%	9.7%	12.8%	11.9%
% of FP17s for the same patient ID Re-attending within 3 months - Adults	36	360	10.0%	14.4%	16.5%	15.9%
% of FP17s for the same patient ID Re-attending between 3 & 9 months - Children	63	108	58.3%	58.9%	59.7%	58.1%
% of FP17s for the same patient ID Re-attending between 3 & 9 months - Adults	173	360	48.1%	52.9%	53.0%	50.6%
% of FP17s for Band 1 Urgent Courses	1	21	4.8%	7.7%	9.2%	9.1%
% of FP17s Relating to Free Repair or Replacements	0	21	0.0%	1.1%	1.0%	0.8%
% of FP17s Relating to Continuations	0	21	0.0%	1.3%	1.2%	1.1%
% of Patients satisfied with the dentistry they have received	1	1	N/A	92.7%	91.6%	91.4%
% of Patients satisfied with the time they had to wait for an appointment	1	1	N/A	88.3%	88.1%	87.7%

* This is based on patients treated on this contract for their most recent course of treatment. Figures in italics indicate the base number of FP17s or Patient Questionnaire responses are less than 100. N/A is shown where the base number of responses is less than 10 during the period. % is calculated as Quantity/Base number*100

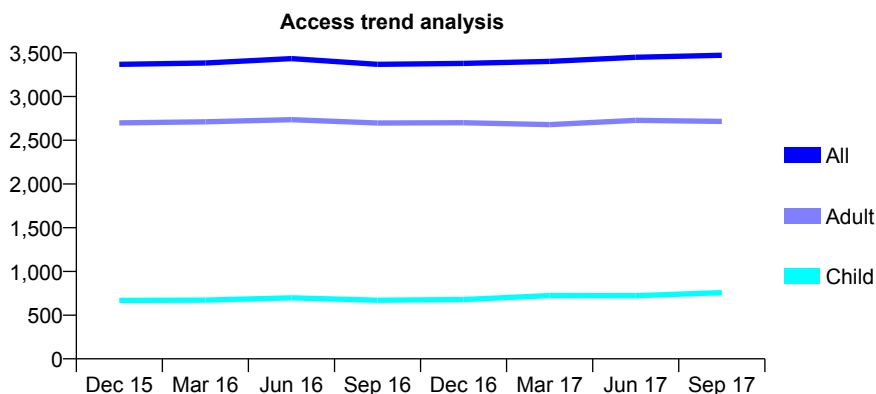
Q51 - Vital Signs At a Glance Contract Report for 166944/0007 - September 2017

Name or company name	Sheffield SPDCS
Contract type name	PDS Contract
Purpose of contract	General
Contract start date	01/08/2013
Contract end date	31/07/2023

17/18 Contracted general activity (UDA)	8,544
Carry forward general activity (UDA)	0
17/18 Contracted orthodontic activity (UOA)	0
Carry forward orthodontic activity (UOA)	0
Baseline contract value	£1,573,763.87

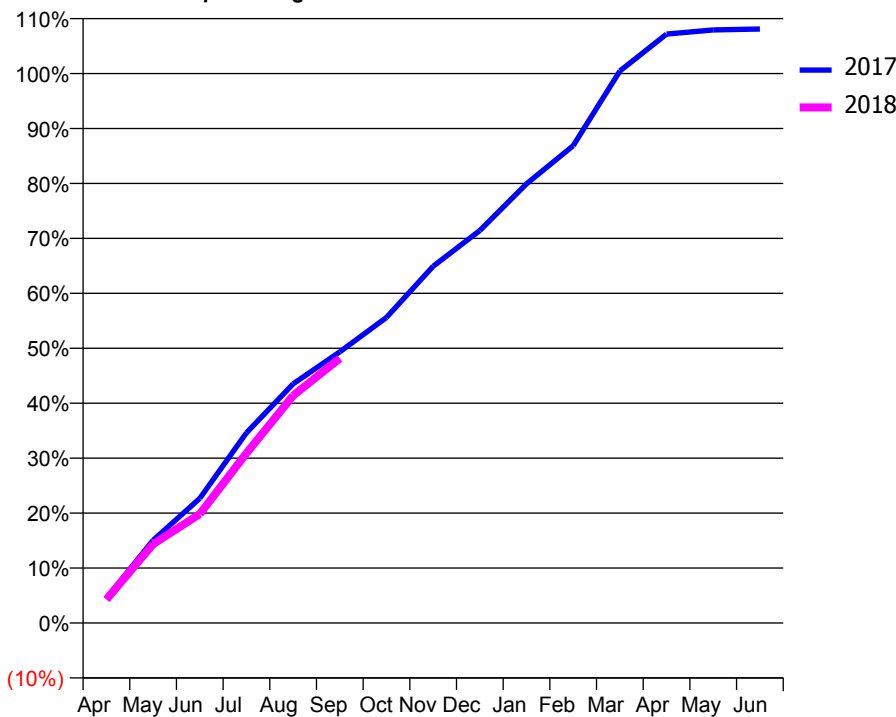
ACCESS*

Patients seen in 24 months	Total	Change since previous quarter
Quarter ending September 2016	3,368	
Quarter ending December 2016	3,378	→
Quarter ending March 2017	3,401	→
Quarter ending June 2017	3,449	→
Quarter ending September 2017	3,472	→
Variance since September 2016	3.1%	↑



ACTIVITY

Cumulative percentage of contracted UDA delivered 2017 & 2018



Adjusted Scheduled Activity (UDA)

Month	2017	2018
April	387	367
May	1,287	1,226
June	1,938	1,695
July	2,958	2,640
August	3,719	3,537
September	4,216	4,114
October	4,750	
November	5,548	
December	6,104	
January	6,829	
February	7,422	
March	8,582	
April	9,157	
May	9,222	
June	9,235	

QUALITY

	Quantity	Base Number	Contract	AT	Region	England
% of FP17s for the same patient ID Re-attending within 3 months - Children	234	754	31.0%	9.7%	12.8%	11.9%
% of FP17s for the same patient ID Re-attending within 3 months - Adults	173	1,566	11.0%	14.4%	16.5%	15.9%
% of FP17s for the same patient ID Re-attending between 3 & 9 months - Children	267	754	35.4%	58.9%	59.7%	58.1%
% of FP17s for the same patient ID Re-attending between 3 & 9 months - Adults	627	1,566	40.0%	52.9%	53.0%	50.6%
% of FP17s for Band 1 Urgent Courses	43	2,063	2.1%	7.7%	9.2%	9.1%
% of FP17s Relating to Free Repair or Replacements	3	2,063	0.1%	1.1%	1.0%	0.8%
% of FP17s Relating to Continuations	96	2,063	4.7%	1.3%	1.2%	1.1%
% of Patients satisfied with the dentistry they have received	6	6	N/A	92.7%	91.6%	91.4%
% of Patients satisfied with the time they had to wait for an appointment	3	6	N/A	88.3%	88.1%	87.7%

* This is based on patients treated on this contract for their most recent course of treatment. Figures in italics indicate the base number of FP17s or Patient Questionnaire responses are less than 100. N/A is shown where the base number of responses is less than 10 during the period. % is calculated as Quantity/Base number*100

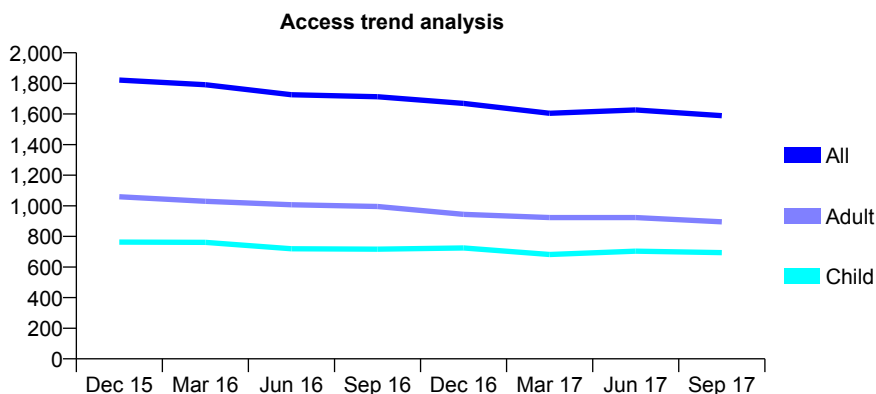
Q51 - Vital Signs At a Glance Contract Report for 166944/0008 - September 2017

Name or company name	Sheffield SPDCS
Contract type name	PDS Contract
Purpose of contract	General
Contract start date	01/08/2013
Contract end date	31/07/2023

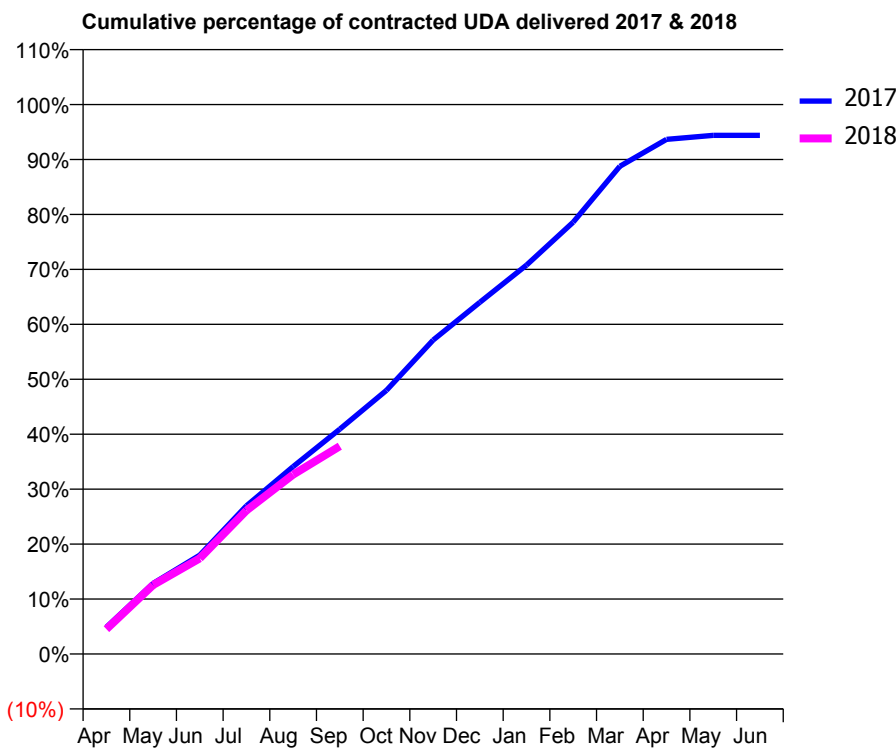
17/18 Contracted general activity (UDA)	4,488
Carry forward general activity (UDA)	0
17/18 Contracted orthodontic activity (UOA)	0
Carry forward orthodontic activity (UOA)	0
Baseline contract value	£716,970.07

ACCESS*

Patients seen in 24 months	Total	Change since previous quarter
Quarter ending September 2016	1,713	
Quarter ending December 2016	1,669	↓
Quarter ending March 2017	1,605	↓
Quarter ending June 2017	1,627	→
Quarter ending September 2017	1,589	↓
Variance since September 2016	(7.2%)	↓



ACTIVITY



Adjusted Scheduled Activity (UDA)		
Month	2017	2018
April	219	204
May	577	564
June	808	782
July	1,211	1,172
August	1,531	1,465
September	1,837	1,697
October	2,153	
November	2,564	
December	2,872	
January	3,176	
February	3,527	
March	3,983	
April	4,203	
May	4,236	
June	4,236	

QUALITY

	Quantity	Base Number	Contract	AT	Region	England
% of FP17s for the same patient ID Re-attending within 3 months - Children	24	423	5.7%	9.7%	12.8%	11.9%
% of FP17s for the same patient ID Re-attending within 3 months - Adults	44	462	9.5%	14.4%	16.5%	15.9%
% of FP17s for the same patient ID Re-attending between 3 & 9 months - Children	186	423	44.0%	58.9%	59.7%	58.1%
% of FP17s for the same patient ID Re-attending between 3 & 9 months - Adults	177	462	38.3%	52.9%	53.0%	50.6%
% of FP17s for Band 1 Urgent Courses	22	789	2.8%	7.7%	9.2%	9.1%
% of FP17s Relating to Free Repair or Replacements	0	789	0.0%	1.1%	1.0%	0.8%
% of FP17s Relating to Continuations	11	789	1.4%	1.3%	1.2%	1.1%
% of Patients satisfied with the dentistry they have received	2	2	N/A	92.7%	91.6%	91.4%
% of Patients satisfied with the time they had to wait for an appointment	2	2	N/A	88.3%	88.1%	87.7%

* This is based on patients treated on this contract for their most recent course of treatment. Figures in italics indicate the base number of FP17s or Patient Questionnaire responses are less than 100. N/A is shown where the base number of responses is less than 10 during the period. % is calculated as Quantity/Base number*100

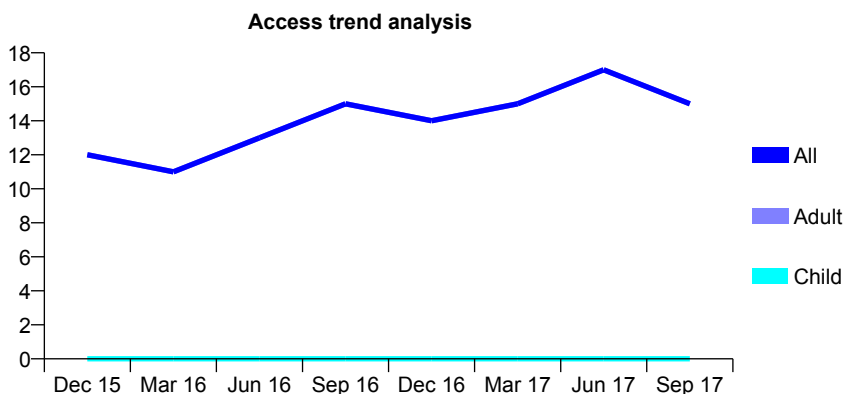
Q51 - Vital Signs At a Glance Contract Report for 166944/0009 - September 2017

Name or company name	Sheffield SPDCS
Contract type name	PDS Contract
Purpose of contract	General
Contract start date	01/08/2013
Contract end date	

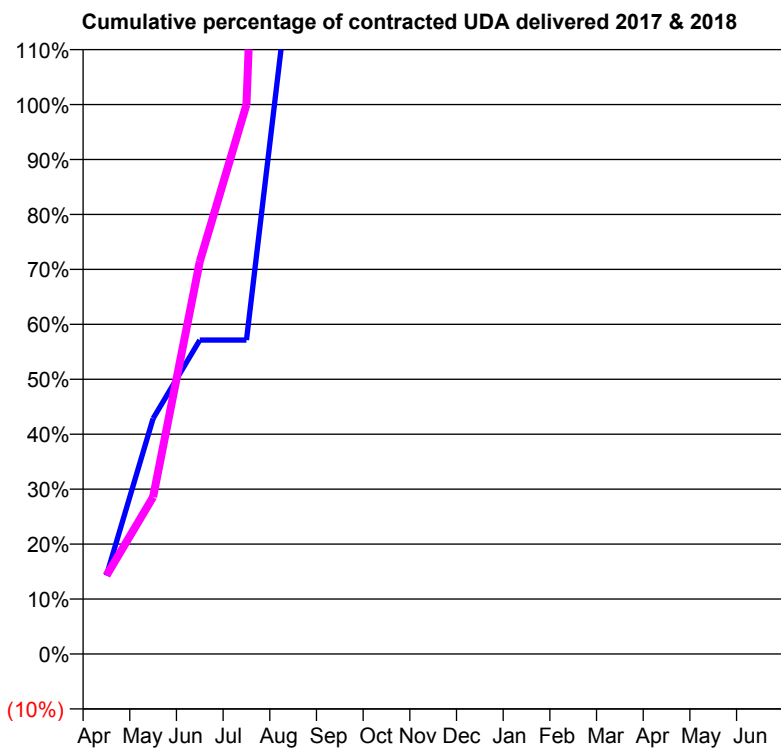
17/18 Contracted general activity (UDA)	7
Carry forward general activity (UDA)	0
17/18 Contracted orthodontic activity (UOA)	0
Carry forward orthodontic activity (UOA)	0
Baseline contract value	£71,695.92

ACCESS*

Patients seen in 24 months	Total	Change since previous quarter
Quarter ending September 2016	15	
Quarter ending December 2016	14	↓
Quarter ending March 2017	15	↑
Quarter ending June 2017	17	↑
Quarter ending September 2017	15	↓
Variance since September 2016	0.0%	→



ACTIVITY



Month	Adjusted Scheduled Activity (UDA)	
	2017	2018
April	1	1
May	3	2
June	4	5
July	4	7
August	9	22
September	10	23
October	23	
November	24	
December	28	
January	29	
February	29	
March	30	
April	31	
May	31	
June	31	

QUALITY

	Quantity	Base Number	Contract	AT	Region	England
% of FP17s for the same patient ID Re-attending within 3 months - Children	0	0	N/A	9.7%	12.8%	11.9%
% of FP17s for the same patient ID Re-attending within 3 months - Adults	0	13	0.0%	14.4%	16.5%	15.9%
% of FP17s for the same patient ID Re-attending between 3 & 9 months - Children	0	0	N/A	58.9%	59.7%	58.1%
% of FP17s for the same patient ID Re-attending between 3 & 9 months - Adults	4	13	30.8%	52.9%	53.0%	50.6%
% of FP17s for Band 1 Urgent Courses	0	11	0.0%	7.7%	9.2%	9.1%
% of FP17s Relating to Free Repair or Replacements	0	11	0.0%	1.1%	1.0%	0.8%
% of FP17s Relating to Continuations	1	11	9.1%	1.3%	1.2%	1.1%
% of Patients satisfied with the dentistry they have received	0	0	N/A	92.7%	91.6%	91.4%
% of Patients satisfied with the time they had to wait for an appointment	0	0	N/A	88.3%	88.1%	87.7%

* This is based on patients treated on this contract for their most recent course of treatment. Figures in italics indicate the base number of FP17s or Patient Questionnaire responses are less than 100. N/A is shown where the base number of responses is less than 10 during the period. % is calculated as Quantity/Base number*100

Q51 - Vital Signs At a Glance Contract Report for 166944/0010 - September 2017

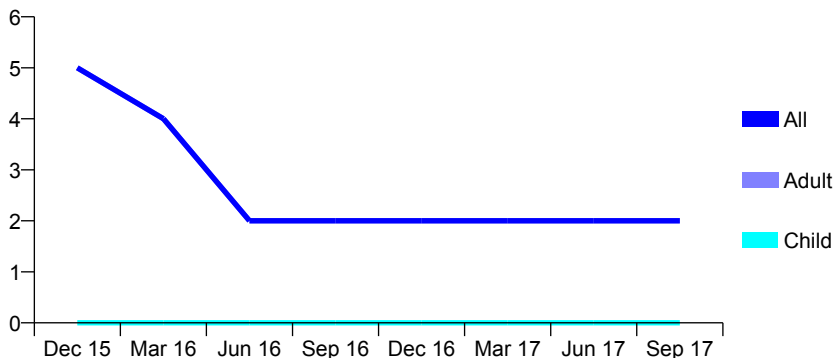
Name or company name	Sheffield SPDCS
Contract type name	PDS Contract
Purpose of contract	General
Contract start date	01/08/2013
Contract end date	

17/18 Contracted general activity (UDA)	19
Carry forward general activity (UDA)	0
17/18 Contracted orthodontic activity (UOA)	0
Carry forward orthodontic activity (UOA)	0
Baseline contract value	£71,695.92

ACCESS*

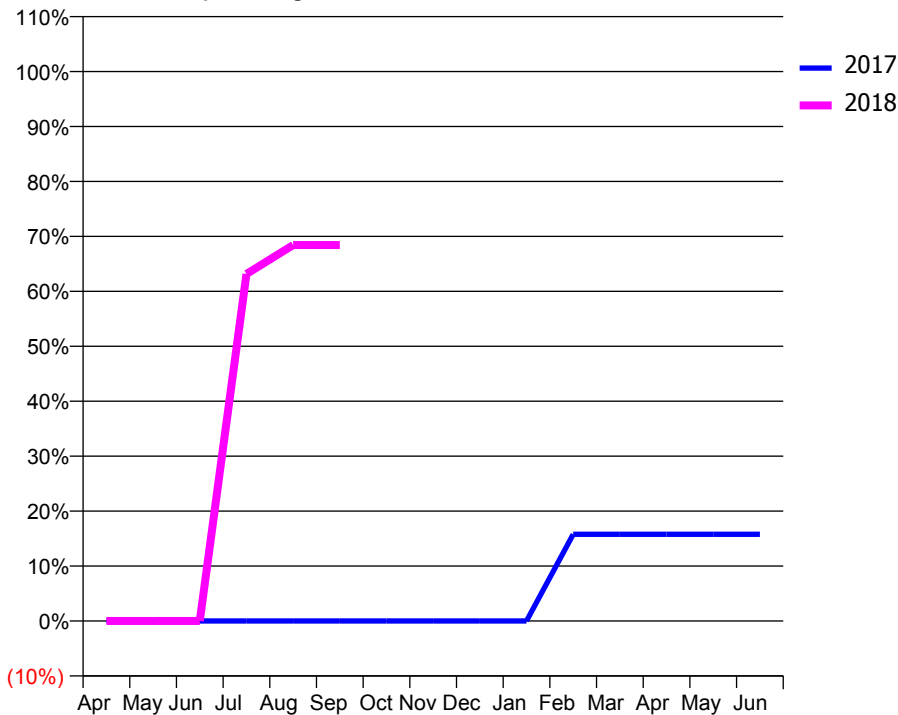
Patients seen in 24 months	Total	Change since previous quarter
Quarter ending September 2016	2	
Quarter ending December 2016	2	→
Quarter ending March 2017	2	→
Quarter ending June 2017	2	→
Quarter ending September 2017	2	→
Variance since September 2016	0.0%	→

Access trend analysis



ACTIVITY

Cumulative percentage of contracted UDA delivered 2017 & 2018



Month	Adjusted Scheduled Activity (UDA)	
	2017	2018
April	0	0
May	0	0
June	0	0
July	0	12
August	0	13
September	0	13
October	0	
November	0	
December	0	
January	0	
February	3	
March	3	
April	3	
May	3	
June	3	

QUALITY

	Quantity	Base Number	Contract	AT	Region	England
% of FP17s for the same patient ID Re-attending within 3 months - Children	0	0	N/A	9.7%	12.8%	11.9%
% of FP17s for the same patient ID Re-attending within 3 months - Adults	0	2	0.0%	14.4%	16.5%	15.9%
% of FP17s for the same patient ID Re-attending between 3 & 9 months - Children	0	0	N/A	58.9%	59.7%	58.1%
% of FP17s for the same patient ID Re-attending between 3 & 9 months - Adults	0	2	0.0%	52.9%	53.0%	50.6%
% of FP17s for Band 1 Urgent Courses	0	2	0.0%	7.7%	9.2%	9.1%
% of FP17s Relating to Free Repair or Replacements	0	2	0.0%	1.1%	1.0%	0.8%
% of FP17s Relating to Continuations	0	2	0.0%	1.3%	1.2%	1.1%
% of Patients satisfied with the dentistry they have received	0	0	N/A	92.7%	91.6%	91.4%
% of Patients satisfied with the time they had to wait for an appointment	0	0	N/A	88.3%	88.1%	87.7%

* This is based on patients treated on this contract for their most recent course of treatment. Figures in italics indicate the base number of FP17s or Patient Questionnaire responses are less than 100. N/A is shown where the base number of responses is less than 10 during the period. % is calculated as Quantity/Base number*100

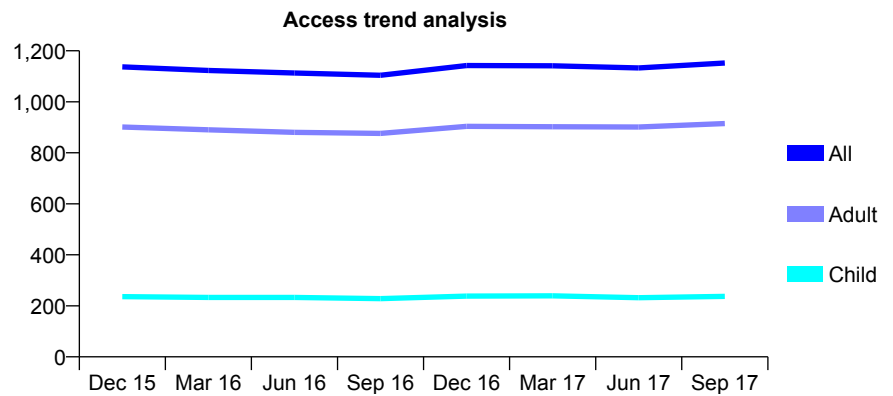
Q51 - Vital Signs At a Glance Contract Report for 167622/0001 - September 2017

Name or company name	JCS Dental Practice
Contract type name	GDS Contract
Purpose of contract	General
Contract start date	01/12/2010
Contract end date	

17/18 Contracted general activity (UDA)	4,471
Carry forward general activity (UDA)	0
17/18 Contracted orthodontic activity (UOA)	0
Carry forward orthodontic activity (UOA)	0
Baseline contract value	£127,997.35

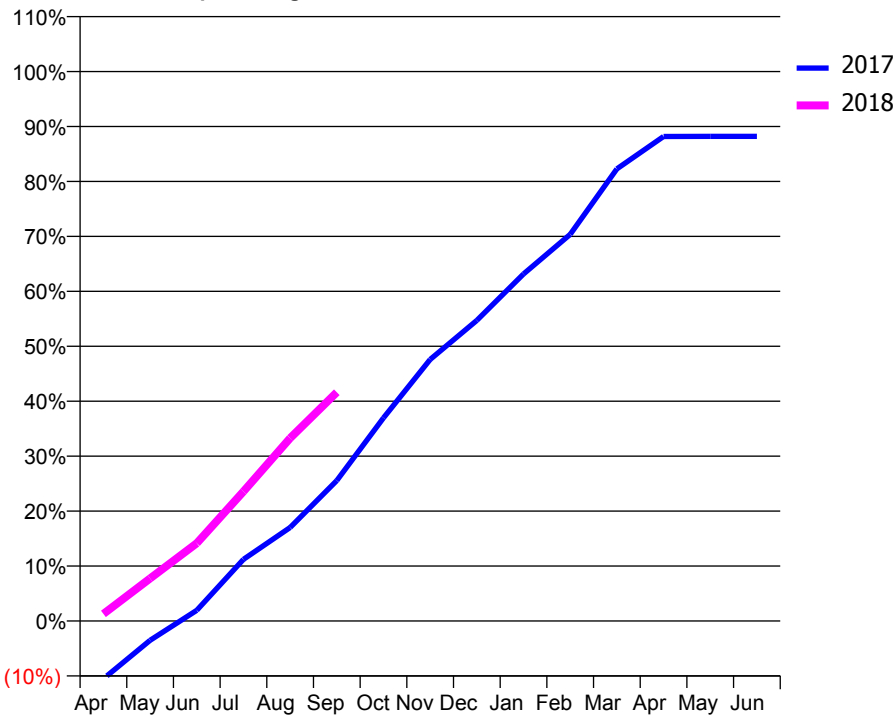
ACCESS*

Patients seen in 24 months	Total	Change since previous quarter
Quarter ending September 2016	1,104	
Quarter ending December 2016	1,142	↑
Quarter ending March 2017	1,141	→
Quarter ending June 2017	1,133	→
Quarter ending September 2017	1,152	→
Variance since September 2016	4.3%	↑



ACTIVITY

Cumulative percentage of contracted UDA delivered 2017 & 2018



Month	Adjusted Scheduled Activity (UDA)	
	2017	2018
April	-471	58
May	-158	347
June	87	633
July	502	1,054
August	762	1,488
September	1,143	1,861
October	1,653	
November	2,128	
December	2,446	
January	2,824	
February	3,146	
March	3,679	
April	3,943	
May	3,944	
June	3,944	

QUALITY

	Quantity	Base Number	Contract	AT	Region	England
% of FP17s for the same patient ID Re-attending within 3 months - Children	32	205	15.6%	9.7%	12.8%	11.9%
% of FP17s for the same patient ID Re-attending within 3 months - Adults	184	818	22.5%	14.4%	16.5%	15.9%
% of FP17s for the same patient ID Re-attending between 3 & 9 months - Children	115	205	56.1%	58.9%	59.7%	58.1%
% of FP17s for the same patient ID Re-attending between 3 & 9 months - Adults	469	818	57.3%	52.9%	53.0%	50.6%
% of FP17s for Band 1 Urgent Courses	63	929	6.8%	7.7%	9.2%	9.1%
% of FP17s Relating to Free Repair or Replacements	18	929	1.9%	1.1%	1.0%	0.8%
% of FP17s Relating to Continuations	42	929	4.5%	1.3%	1.2%	1.1%
% of Patients satisfied with the dentistry they have received	7	7	N/A	92.7%	91.6%	91.4%
% of Patients satisfied with the time they had to wait for an appointment	7	7	N/A	88.3%	88.1%	87.7%

* This is based on patients treated on this contract for their most recent course of treatment. Figures in italics indicate the base number of FP17s or Patient Questionnaire responses are less than 100. N/A is shown where the base number of responses is less than 10 during the period. % is calculated as Quantity/Base number*100

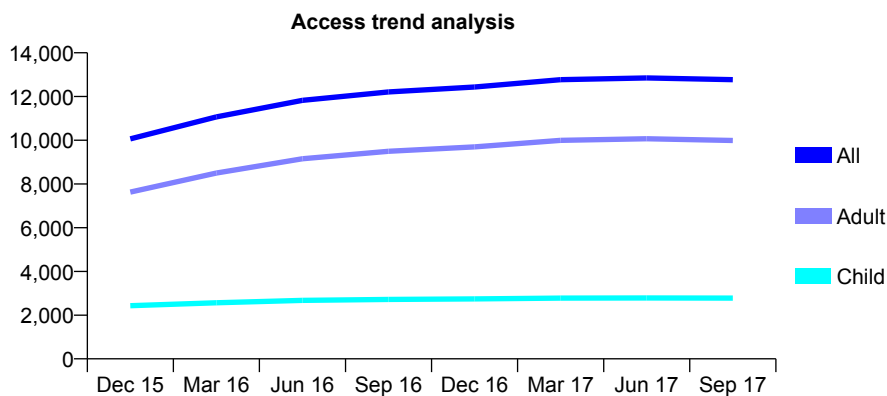
Q51 - Vital Signs At a Glance Contract Report for 167819/0001 - September 2017

Name or company name	Mr Peach and Mr Harper
Contract type name	GDS Contract
Purpose of contract	General
Contract start date	01/04/2015
Contract end date	

17/18 Contracted general activity (UDA)	29,661
Carry forward general activity (UDA)	0
17/18 Contracted orthodontic activity (UOA)	0
Carry forward orthodontic activity (UOA)	0
Baseline contract value	£935,427.42

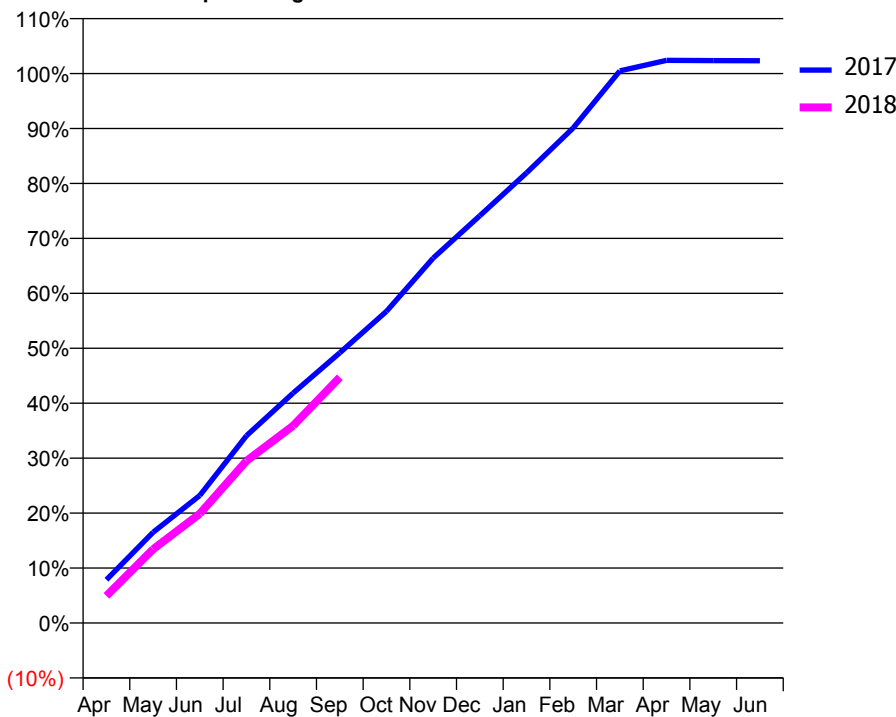
ACCESS*

Patients seen in 24 months	Total	Change since previous quarter
Quarter ending September 2016	12,208	
Quarter ending December 2016	12,435	→
Quarter ending March 2017	12,773	↑
Quarter ending June 2017	12,853	→
Quarter ending September 2017	12,770	→
Variance since September 2016	4.6%	↑



ACTIVITY

Cumulative percentage of contracted UDA delivered 2017 & 2018



Month	Adjusted Scheduled Activity (UDA)	
	2017	2018
April	2,333	1,462
May	4,900	3,987
June	6,887	5,896
July	10,106	8,748
August	12,414	10,651
September	14,589	13,265
October	16,825	
November	19,696	
December	21,986	
January	24,300	
February	26,719	
March	29,803	
April	30,373	
May	30,354	
June	30,350	

QUALITY

	Quantity	Base Number	Contract	AT	Region	England
% of FP17s for the same patient ID Re-attending within 3 months - Children	147	2,286	6.4%	9.7%	12.8%	11.9%
% of FP17s for the same patient ID Re-attending within 3 months - Adults	354	6,059	5.8%	14.4%	16.5%	15.9%
% of FP17s for the same patient ID Re-attending between 3 & 9 months - Children	1,600	2,286	70.0%	58.9%	59.7%	58.1%
% of FP17s for the same patient ID Re-attending between 3 & 9 months - Adults	3,379	6,059	55.8%	52.9%	53.0%	50.6%
% of FP17s for Band 1 Urgent Courses	242	8,022	3.0%	7.7%	9.2%	9.1%
% of FP17s Relating to Free Repair or Replacements	54	8,022	0.7%	1.1%	1.0%	0.8%
% of FP17s Relating to Continuations	28	8,022	0.3%	1.3%	1.2%	1.1%
% of Patients satisfied with the dentistry they have received	24	26	92.3%	92.7%	91.6%	91.4%
% of Patients satisfied with the time they had to wait for an appointment	24	26	92.3%	88.3%	88.1%	87.7%

* This is based on patients treated on this contract for their most recent course of treatment. Figures in italics indicate the base number of FP17s or Patient Questionnaire responses are less than 100. N/A is shown where the base number of responses is less than 10 during the period. % is calculated as Quantity/Base number*100

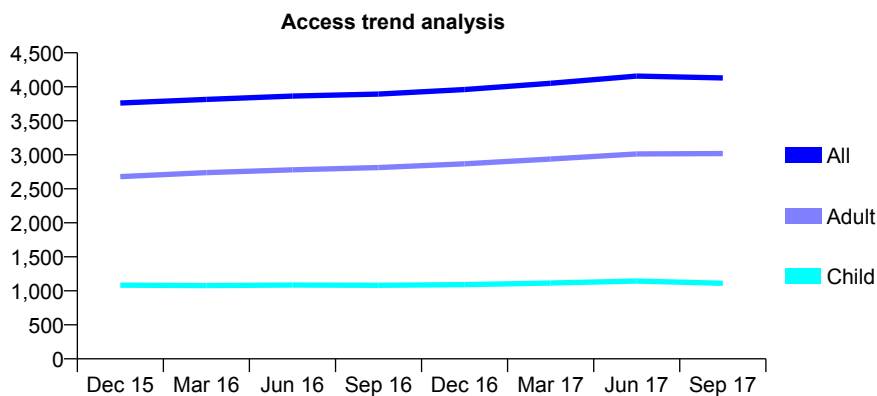
Q51 - Vital Signs At a Glance Contract Report for 174440/0001 - September 2017

Name or company name	IDH 474 Limited
Contract type name	GDS Contract
Purpose of contract	General
Contract start date	01/07/2011
Contract end date	

17/18 Contracted general activity (UDA)	14,895
Carry forward general activity (UDA)	0
17/18 Contracted orthodontic activity (UOA)	0
Carry forward orthodontic activity (UOA)	0
Baseline contract value	£460,132.84

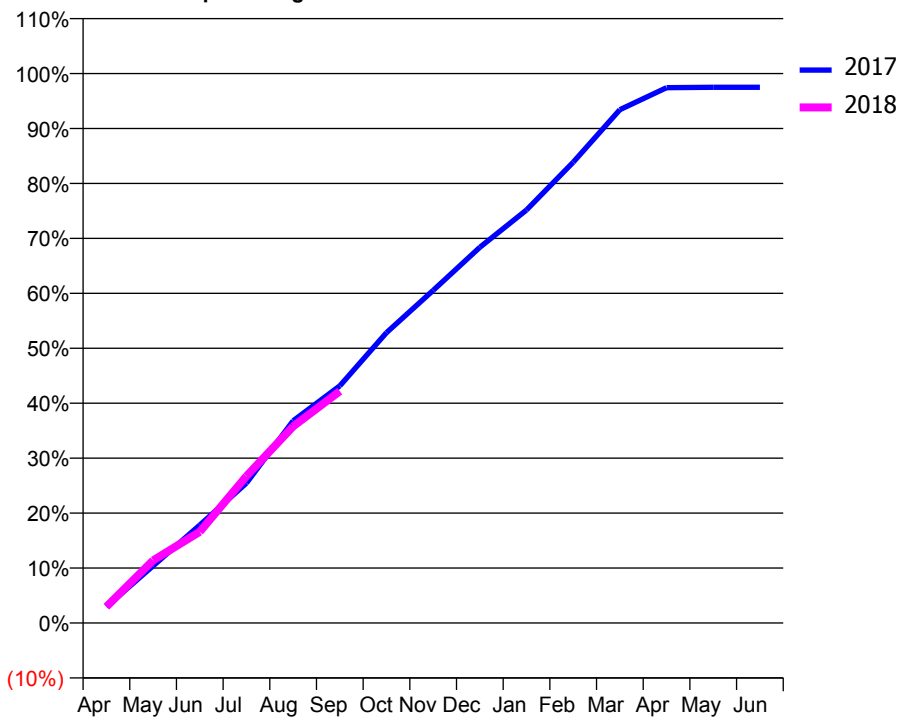
ACCESS*

Patients seen in 24 months	Total	Change since previous quarter
Quarter ending September 2016	3,894	
Quarter ending December 2016	3,960	→
Quarter ending March 2017	4,052	↑
Quarter ending June 2017	4,158	↑
Quarter ending September 2017	4,130	→
Variance since September 2016	6.1%	↑



ACTIVITY

Cumulative percentage of contracted UDA delivered 2017 & 2018



Month	Adjusted Scheduled Activity (UDA)	
	2017	2018
April	442	442
May	1,550	1,697
June	2,656	2,473
July	3,792	3,982
August	5,480	5,329
September	6,429	6,284
October	7,869	
November	9,015	
December	10,184	
January	11,196	
February	12,489	
March	13,916	
April	14,511	
May	14,521	
June	14,521	

QUALITY

	Quantity	Base Number	Contract	AT	Region	England
% of FP17s for the same patient ID Re-attending within 3 months - Children	40	868	4.6%	9.7%	12.8%	11.9%
% of FP17s for the same patient ID Re-attending within 3 months - Adults	230	2,117	10.9%	14.4%	16.5%	15.9%
% of FP17s for the same patient ID Re-attending between 3 & 9 months - Children	576	868	66.4%	58.9%	59.7%	58.1%
% of FP17s for the same patient ID Re-attending between 3 & 9 months - Adults	1,221	2,117	57.7%	52.9%	53.0%	50.6%
% of FP17s for Band 1 Urgent Courses	118	2,720	4.3%	7.7%	9.2%	9.1%
% of FP17s Relating to Free Repair or Replacements	28	2,720	1.0%	1.1%	1.0%	0.8%
% of FP17s Relating to Continuations	44	2,720	1.6%	1.3%	1.2%	1.1%
% of Patients satisfied with the dentistry they have received	11	13	84.6%	92.7%	91.6%	91.4%
% of Patients satisfied with the time they had to wait for an appointment	8	13	61.5%	88.3%	88.1%	87.7%

* This is based on patients treated on this contract for their most recent course of treatment. Figures in italics indicate the base number of FP17s or Patient Questionnaire responses are less than 100. N/A is shown where the base number of responses is less than 10 during the period. % is calculated as Quantity/Base number*100

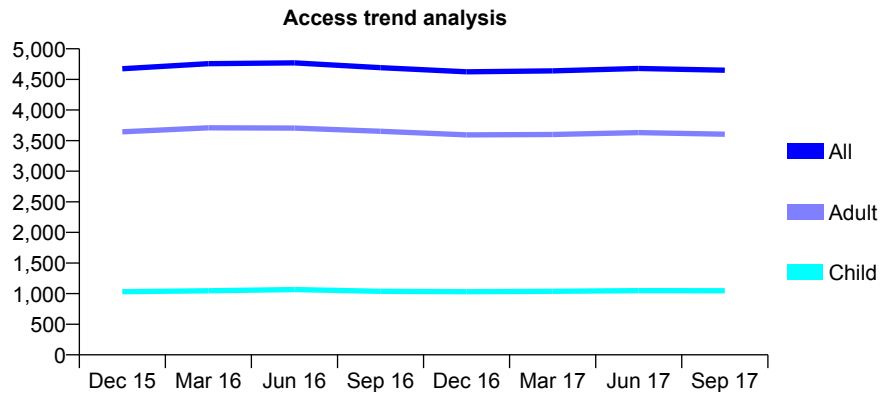
Q51 - Vital Signs At a Glance Contract Report for 175218/0003 - September 2017

Name or company name	Thompson & Thomas
Contract type name	GDS Contract
Purpose of contract	General
Contract start date	01/03/2012
Contract end date	

17/18 Contracted general activity (UDA)	16,553
Carry forward general activity (UDA)	0
17/18 Contracted orthodontic activity (UOA)	0
Carry forward orthodontic activity (UOA)	0
Baseline contract value	£532,841.15

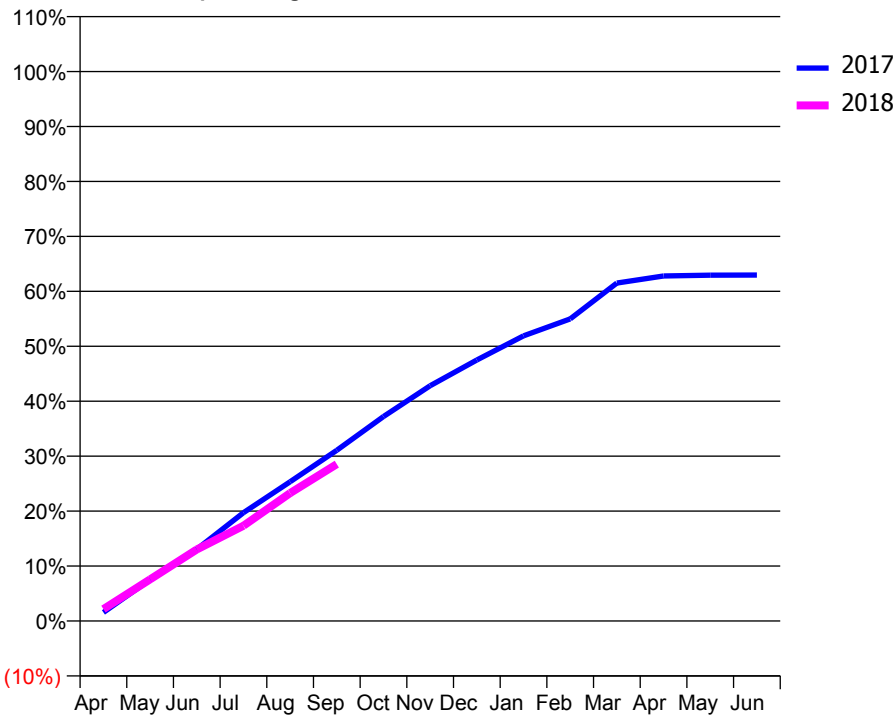
ACCESS*

Patients seen in 24 months	Total	Change since previous quarter
Quarter ending September 2016	4,691	
Quarter ending December 2016	4,625	↓
Quarter ending March 2017	4,639	→
Quarter ending June 2017	4,678	→
Quarter ending September 2017	4,651	→
Variance since September 2016	(0.9%)	→



ACTIVITY

Cumulative percentage of contracted UDA delivered 2017 & 2018



Month	Adjusted Scheduled Activity (UDA)	
	2017	2018
April	258	360
May	1,245	1,254
June	2,165	2,155
July	3,264	2,872
August	4,195	3,855
September	5,144	4,725
October	6,160	
November	7,090	
December	7,864	
January	8,589	
February	9,102	
March	10,180	
April	10,395	
May	10,418	
June	10,421	

QUALITY

	Quantity	Base Number	Contract	AT	Region	England
% of FP17s for the same patient ID Re-attending within 3 months - Children	52	740	7.0%	9.7%	12.8%	11.9%
% of FP17s for the same patient ID Re-attending within 3 months - Adults	373	2,373	15.7%	14.4%	16.5%	15.9%
% of FP17s for the same patient ID Re-attending between 3 & 9 months - Children	413	740	55.8%	58.9%	59.7%	58.1%
% of FP17s for the same patient ID Re-attending between 3 & 9 months - Adults	1,229	2,373	51.8%	52.9%	53.0%	50.6%
% of FP17s for Band 1 Urgent Courses	112	2,668	4.2%	7.7%	9.2%	9.1%
% of FP17s Relating to Free Repair or Replacements	64	2,668	2.4%	1.1%	1.0%	0.8%
% of FP17s Relating to Continuations	67	2,668	2.5%	1.3%	1.2%	1.1%
% of Patients satisfied with the dentistry they have received	8	8	N/A	92.7%	91.6%	91.4%
% of Patients satisfied with the time they had to wait for an appointment	7	8	N/A	88.3%	88.1%	87.7%

* This is based on patients treated on this contract for their most recent course of treatment. Figures in italics indicate the base number of FP17s or Patient Questionnaire responses are less than 100. N/A is shown where the base number of responses is less than 10 during the period. % is calculated as Quantity/Base number*100

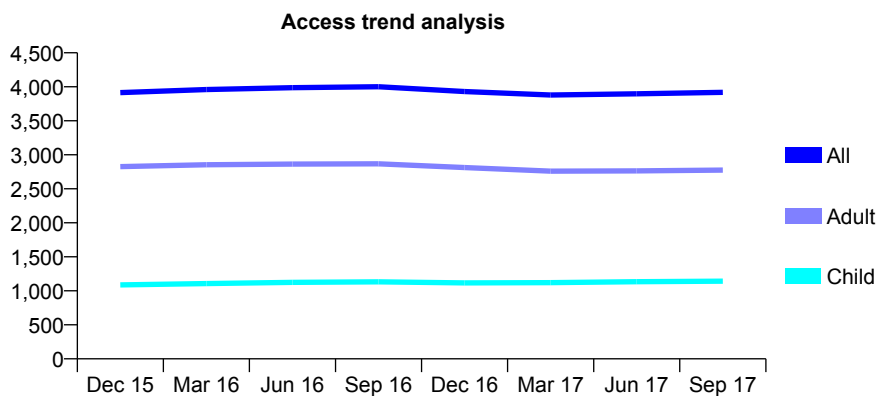
Q51 - Vital Signs At a Glance Contract Report for 175218/0004 - September 2017

Name or company name	Thompson & Thomas
Contract type name	GDS Contract
Purpose of contract	General
Contract start date	01/03/2012
Contract end date	

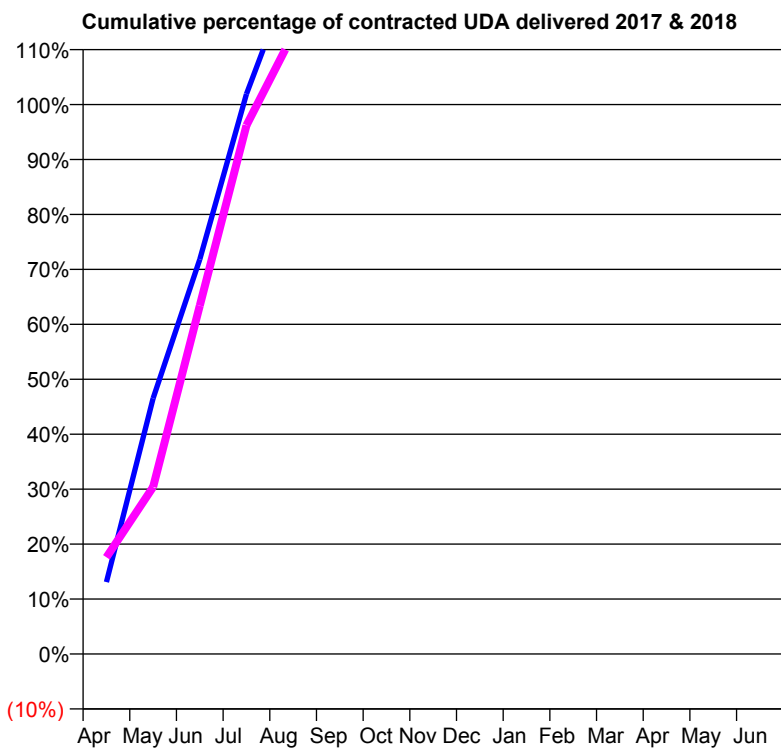
17/18 Contracted general activity (UDA)	2,558
Carry forward general activity (UDA)	0
17/18 Contracted orthodontic activity (UOA)	0
Carry forward orthodontic activity (UOA)	0
Baseline contract value	£255,443.76

ACCESS*

Patients seen in 24 months	Total	Change since previous quarter
Quarter ending September 2016	4,000	
Quarter ending December 2016	3,930	↓
Quarter ending March 2017	3,880	↓
Quarter ending June 2017	3,898	→
Quarter ending September 2017	3,918	→
Variance since September 2016	(2.1%)	↓



ACTIVITY



Month	2017	2018
April	335	450
May	1,190	777
June	1,837	1,621
July	2,607	2,461
August	3,181	2,885
September	3,854	3,667
October	4,419	
November	5,114	
December	6,044	
January	6,625	
February	7,238	
March	8,109	
April	8,258	
May	8,255	
June	8,254	

QUALITY

	Quantity	Base Number	Contract	AT	Region	England
% of FP17s for the same patient ID Re-attending within 3 months - Children	54	817	6.6%	9.7%	12.8%	11.9%
% of FP17s for the same patient ID Re-attending within 3 months - Adults	301	1,890	15.9%	14.4%	16.5%	15.9%
% of FP17s for the same patient ID Re-attending between 3 & 9 months - Children	495	817	60.6%	58.9%	59.7%	58.1%
% of FP17s for the same patient ID Re-attending between 3 & 9 months - Adults	981	1,890	51.9%	52.9%	53.0%	50.6%
% of FP17s for Band 1 Urgent Courses	78	1,926	4.0%	7.7%	9.2%	9.1%
% of FP17s Relating to Free Repair or Replacements	32	1,926	1.7%	1.1%	1.0%	0.8%
% of FP17s Relating to Continuations	58	1,926	3.0%	1.3%	1.2%	1.1%
% of Patients satisfied with the dentistry they have received	9	10	90.0%	92.7%	91.6%	91.4%
% of Patients satisfied with the time they had to wait for an appointment	10	10	100.0%	88.3%	88.1%	87.7%

* This is based on patients treated on this contract for their most recent course of treatment. Figures in italics indicate the base number of FP17s or Patient Questionnaire responses are less than 100. N/A is shown where the base number of responses is less than 10 during the period. % is calculated as Quantity/Base number*100

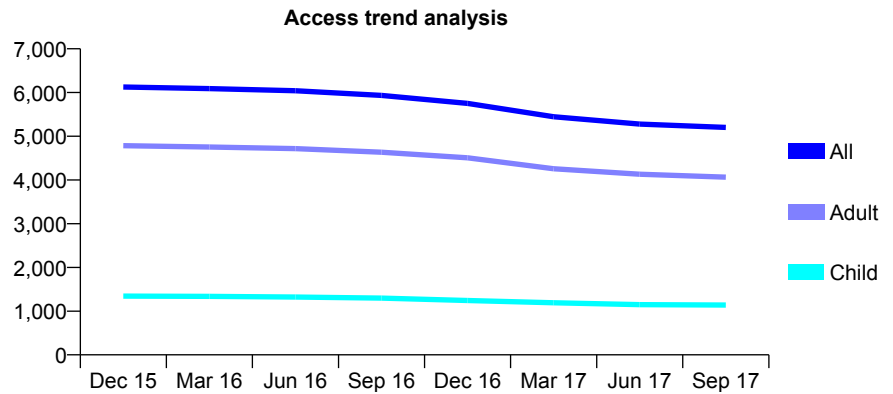
Q51 - Vital Signs At a Glance Contract Report for 175625/0001 - September 2017

Name or company name	Swinton Dental Practice
Contract type name	GDS Contract
Purpose of contract	General
Contract start date	30/07/2011
Contract end date	

17/18 Contracted general activity (UDA)	15,024
Carry forward general activity (UDA)	0
17/18 Contracted orthodontic activity (UOA)	0
Carry forward orthodontic activity (UOA)	0
Baseline contract value	£418,132.28

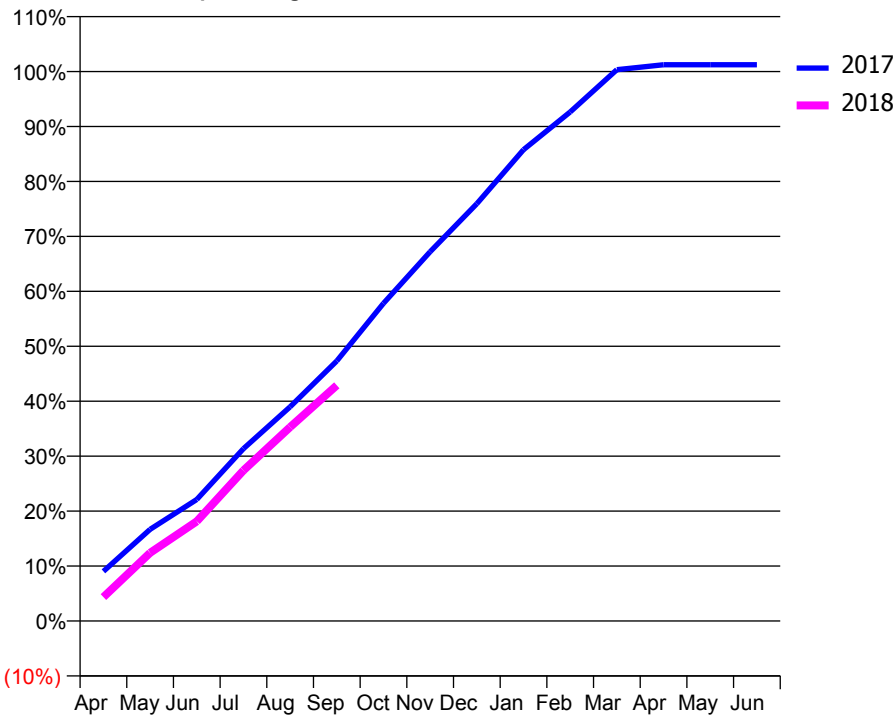
ACCESS*

Patients seen in 24 months	Total	Change since previous quarter
Quarter ending September 2016	5,933	
Quarter ending December 2016	5,750	↓
Quarter ending March 2017	5,445	↓
Quarter ending June 2017	5,279	↓
Quarter ending September 2017	5,201	↓
Variance since September 2016	(12.3%)	↓



ACTIVITY

Cumulative percentage of contracted UDA delivered 2017 & 2018



Month	Adjusted Scheduled Activity (UDA)	
	2017	2018
April	1,357	654
May	2,508	1,863
June	3,324	2,724
July	4,711	4,118
August	5,857	5,302
September	7,111	6,443
October	8,687	
November	10,097	
December	11,410	
January	12,888	
February	13,919	
March	15,073	
April	15,209	
May	15,207	
June	15,207	

QUALITY

	Quantity	Base Number	Contract	AT	Region	England
% of FP17s for the same patient ID Re-attending within 3 months - Children	44	866	5.1%	9.7%	12.8%	11.9%
% of FP17s for the same patient ID Re-attending within 3 months - Adults	278	2,433	11.4%	14.4%	16.5%	15.9%
% of FP17s for the same patient ID Re-attending between 3 & 9 months - Children	522	866	60.3%	58.9%	59.7%	58.1%
% of FP17s for the same patient ID Re-attending between 3 & 9 months - Adults	1,230	2,433	50.6%	52.9%	53.0%	50.6%
% of FP17s for Band 1 Urgent Courses	281	3,241	8.7%	7.7%	9.2%	9.1%
% of FP17s Relating to Free Repair or Replacements	58	3,241	1.8%	1.1%	1.0%	0.8%
% of FP17s Relating to Continuations	22	3,241	0.7%	1.3%	1.2%	1.1%
% of Patients satisfied with the dentistry they have received	14	17	82.4%	92.7%	91.6%	91.4%
% of Patients satisfied with the time they had to wait for an appointment	13	17	76.5%	88.3%	88.1%	87.7%

* This is based on patients treated on this contract for their most recent course of treatment. Figures in italics indicate the base number of FP17s or Patient Questionnaire responses are less than 100. N/A is shown where the base number of responses is less than 10 during the period. % is calculated as Quantity/Base number*100

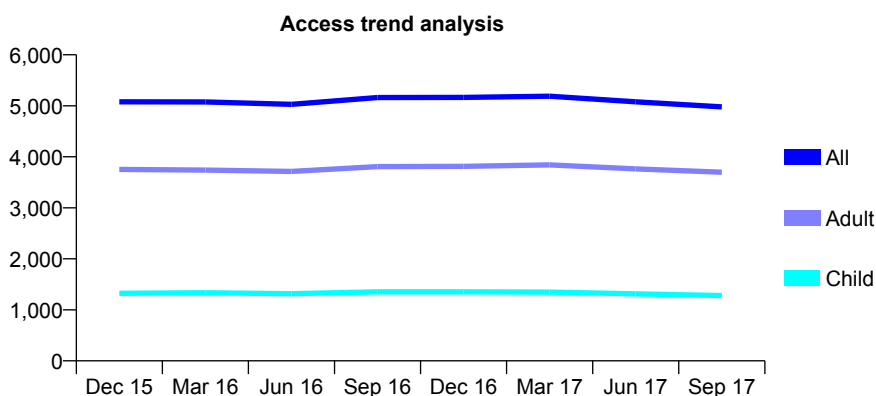
Q51 - Vital Signs At a Glance Contract Report for 177504/0001 - September 2017

Name or company name	Hurlfield Ltd
Contract type name	GDS Contract
Purpose of contract	General
Contract start date	05/10/2009
Contract end date	

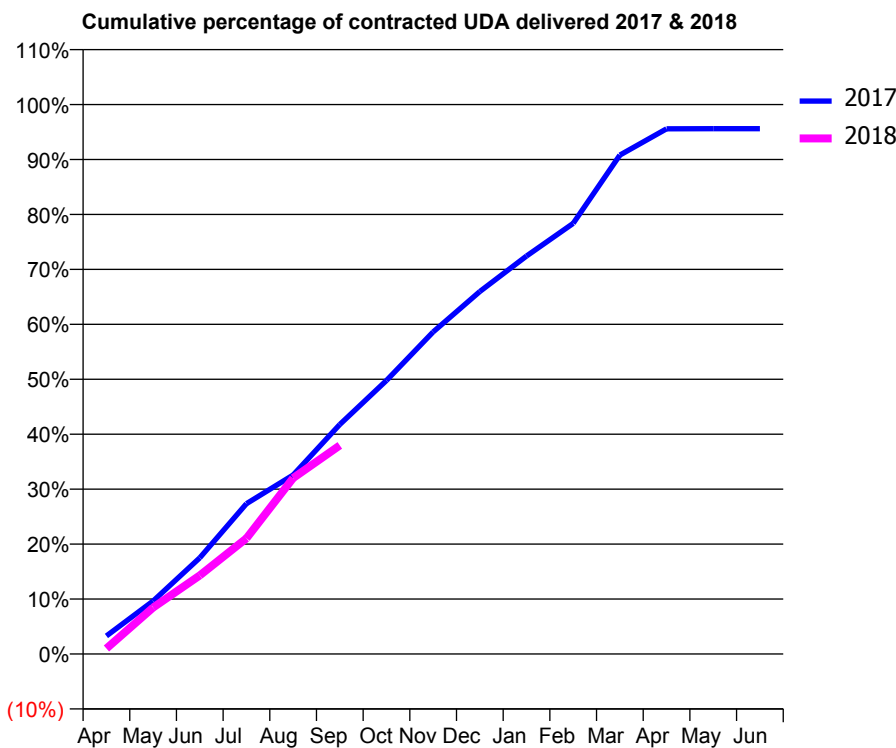
17/18 Contracted general activity (UDA)	15,000
Carry forward general activity (UDA)	0
17/18 Contracted orthodontic activity (UOA)	0
Carry forward orthodontic activity (UOA)	0
Baseline contract value	£429,425.30

ACCESS*

Patients seen in 24 months	Total	Change since previous quarter
Quarter ending September 2016	5,162	
Quarter ending December 2016	5,164	→
Quarter ending March 2017	5,189	→
Quarter ending June 2017	5,078	↓
Quarter ending September 2017	4,979	↓
Variance since September 2016	(3.5%)	↓



ACTIVITY



Month	Adjusted Scheduled Activity (UDA)	
	2017	2018
April	492	152
May	1,447	1,267
June	2,627	2,147
July	4,105	3,158
August	4,887	4,805
September	6,266	5,694
October	7,468	
November	8,793	
December	9,894	
January	10,864	
February	11,754	
March	13,618	
April	14,338	
May	14,339	
June	14,339	

QUALITY

	Quantity	Base Number	Contract	AT	Region	England
% of FP17s for the same patient ID Re-attending within 3 months - Children	69	895	7.7%	9.7%	12.8%	11.9%
% of FP17s for the same patient ID Re-attending within 3 months - Adults	317	2,177	14.6%	14.4%	16.5%	15.9%
% of FP17s for the same patient ID Re-attending between 3 & 9 months - Children	590	895	65.9%	58.9%	59.7%	58.1%
% of FP17s for the same patient ID Re-attending between 3 & 9 months - Adults	1,234	2,177	56.7%	52.9%	53.0%	50.6%
% of FP17s for Band 1 Urgent Courses	209	2,764	7.6%	7.7%	9.2%	9.1%
% of FP17s Relating to Free Repair or Replacements	32	2,764	1.2%	1.1%	1.0%	0.8%
% of FP17s Relating to Continuations	23	2,764	0.8%	1.3%	1.2%	1.1%
% of Patients satisfied with the dentistry they have received	12	13	92.3%	92.7%	91.6%	91.4%
% of Patients satisfied with the time they had to wait for an appointment	13	13	100.0%	88.3%	88.1%	87.7%

* This is based on patients treated on this contract for their most recent course of treatment. Figures in italics indicate the base number of FP17s or Patient Questionnaire responses are less than 100. N/A is shown where the base number of responses is less than 10 during the period. % is calculated as Quantity/Base number*100

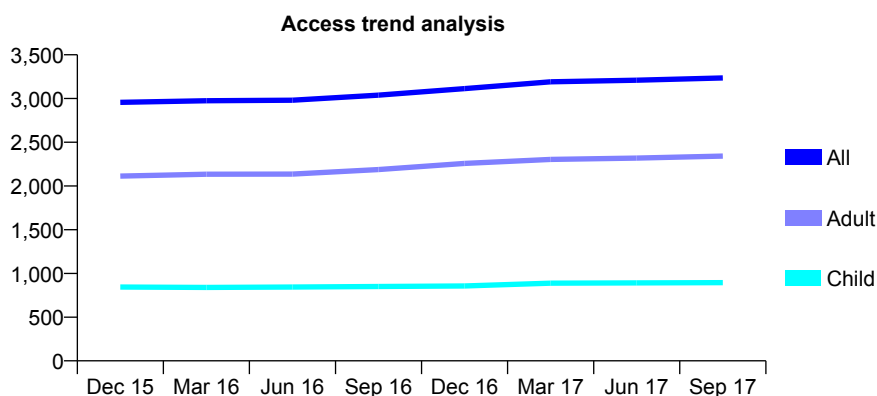
Q51 - Vital Signs At a Glance Contract Report for 180912/0001 - September 2017

Name or company name	Galer Farrer
Contract type name	GDS Contract
Purpose of contract	General
Contract start date	01/09/2009
Contract end date	

17/18 Contracted general activity (UDA)	9,649
Carry forward general activity (UDA)	0
17/18 Contracted orthodontic activity (UOA)	0
Carry forward orthodontic activity (UOA)	0
Baseline contract value	£318,624.00

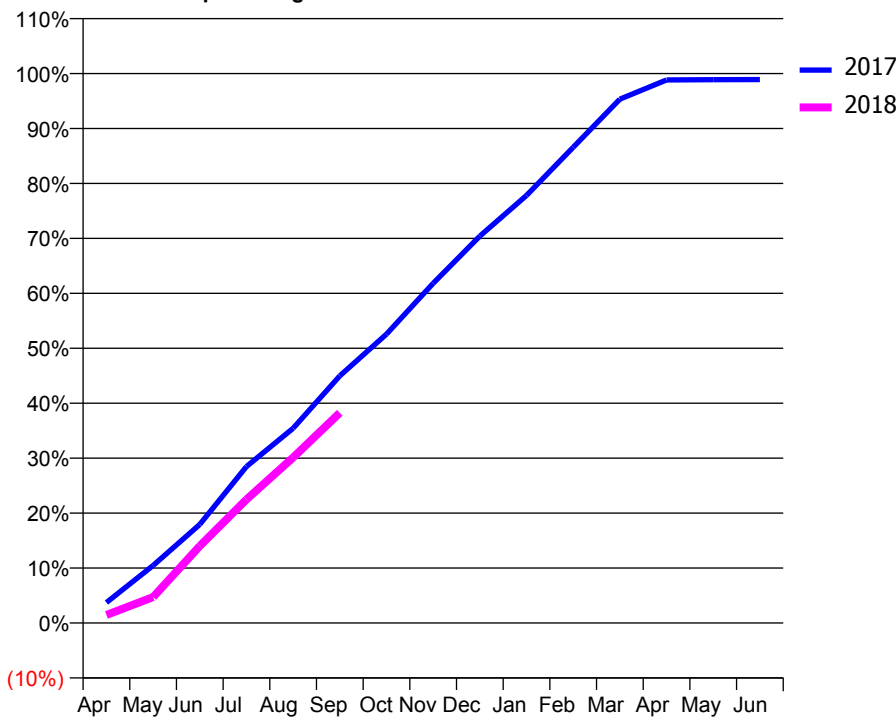
ACCESS*

Patients seen in 24 months	Total	Change since previous quarter
Quarter ending September 2016	3,038	
Quarter ending December 2016	3,114	↑
Quarter ending March 2017	3,191	↑
Quarter ending June 2017	3,210	→
Quarter ending September 2017	3,236	→
Variance since September 2016	6.5%	↑



ACTIVITY

Cumulative percentage of contracted UDA delivered 2017 & 2018



Adjusted Scheduled Activity (UDA)

Month	2017	2018
April	359	142
May	1,009	455
June	1,732	1,351
July	2,749	2,170
August	3,420	2,907
September	4,339	3,691
October	5,072	
November	5,965	
December	6,793	
January	7,509	
February	8,353	
March	9,198	
April	9,537	
May	9,540	
June	9,544	

QUALITY

	Quantity	Base Number	Contract	AT	Region	England
% of FP17s for the same patient ID Re-attending within 3 months - Children	34	687	4.9%	9.7%	12.8%	11.9%
% of FP17s for the same patient ID Re-attending within 3 months - Adults	220	1,717	12.8%	14.4%	16.5%	15.9%
% of FP17s for the same patient ID Re-attending between 3 & 9 months - Children	478	687	69.6%	58.9%	59.7%	58.1%
% of FP17s for the same patient ID Re-attending between 3 & 9 months - Adults	1,023	1,717	59.6%	52.9%	53.0%	50.6%
% of FP17s for Band 1 Urgent Courses	141	2,239	6.3%	7.7%	9.2%	9.1%
% of FP17s Relating to Free Repair or Replacements	16	2,239	0.7%	1.1%	1.0%	0.8%
% of FP17s Relating to Continuations	18	2,239	0.8%	1.3%	1.2%	1.1%
% of Patients satisfied with the dentistry they have received	8	9	N/A	92.7%	91.6%	91.4%
% of Patients satisfied with the time they had to wait for an appointment	8	9	N/A	88.3%	88.1%	87.7%

* This is based on patients treated on this contract for their most recent course of treatment. Figures in italics indicate the base number of FP17s or Patient Questionnaire responses are less than 100. N/A is shown where the base number of responses is less than 10 during the period. % is calculated as Quantity/Base number*100

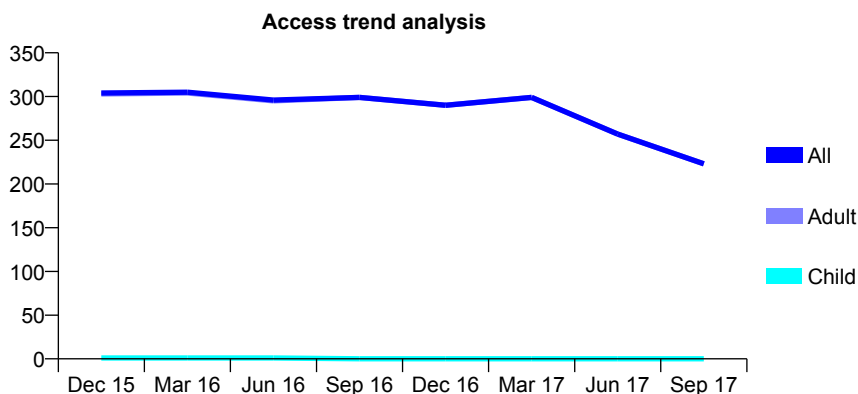
Q51 - Vital Signs At a Glance Contract Report for 180912/0002 - September 2017

Name or company name	Galer Farrer
Contract type name	GDS Contract
Purpose of contract	General
Contract start date	01/09/2009
Contract end date	

17/18 Contracted general activity (UDA)	788
Carry forward general activity (UDA)	0
17/18 Contracted orthodontic activity (UOA)	0
Carry forward orthodontic activity (UOA)	0
Baseline contract value	£47,936.47

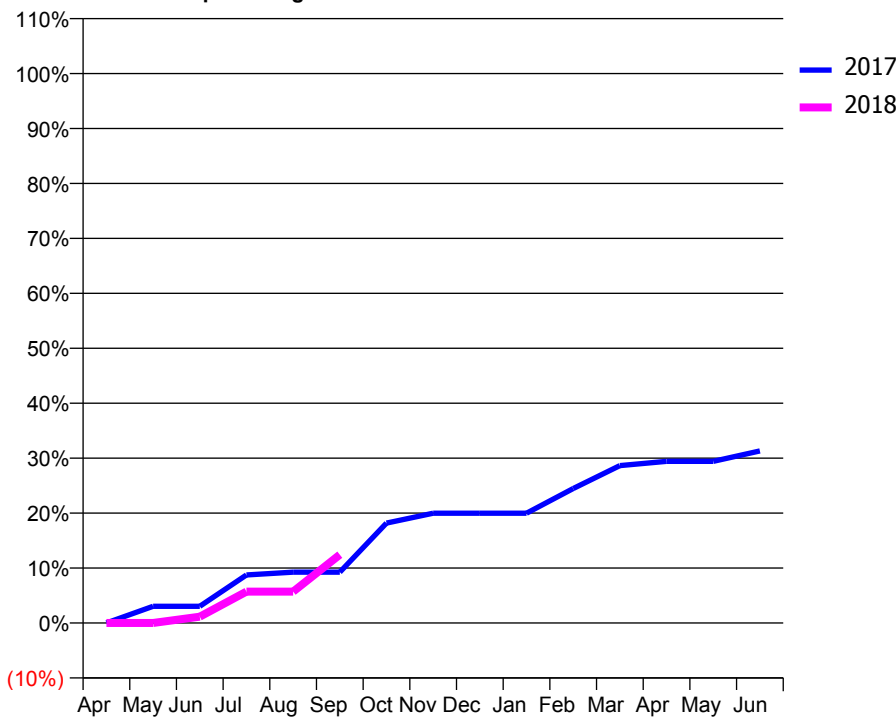
ACCESS*

Patients seen in 24 months	Total	Change since previous quarter
Quarter ending September 2016	299	
Quarter ending December 2016	290	↓
Quarter ending March 2017	299	↑
Quarter ending June 2017	257	↓
Quarter ending September 2017	223	↓
Variance since September 2016	(25.4%)	↓



ACTIVITY

Cumulative percentage of contracted UDA delivered 2017 & 2018



Month	Adjusted Scheduled Activity (UDA)	
	2017	2018
April	0	0
May	24	0
June	24	9
July	69	45
August	73	45
September	73	98
October	143	
November	157	
December	157	
January	157	
February	193	
March	226	
April	232	
May	232	
June	247	

QUALITY

	Quantity	Base Number	Contract	AT	Region	England
% of FP17s for the same patient ID Re-attending within 3 months - Children	0	0	N/A	9.7%	12.8%	11.9%
% of FP17s for the same patient ID Re-attending within 3 months - Adults	1	30	3.3%	14.4%	16.5%	15.9%
% of FP17s for the same patient ID Re-attending between 3 & 9 months - Children	0	0	N/A	58.9%	59.7%	58.1%
% of FP17s for the same patient ID Re-attending between 3 & 9 months - Adults	5	30	16.7%	52.9%	53.0%	50.6%
% of FP17s for Band 1 Urgent Courses	0	22	0.0%	7.7%	9.2%	9.1%
% of FP17s Relating to Free Repair or Replacements	0	22	0.0%	1.1%	1.0%	0.8%
% of FP17s Relating to Continuations	1	22	4.5%	1.3%	1.2%	1.1%
% of Patients satisfied with the dentistry they have received	1	1	N/A	92.7%	91.6%	91.4%
% of Patients satisfied with the time they had to wait for an appointment	0	1	N/A	88.3%	88.1%	87.7%

* This is based on patients treated on this contract for their most recent course of treatment. Figures in italics indicate the base number of FP17s or Patient Questionnaire responses are less than 100. N/A is shown where the base number of responses is less than 10 during the period. % is calculated as Quantity/Base number*100

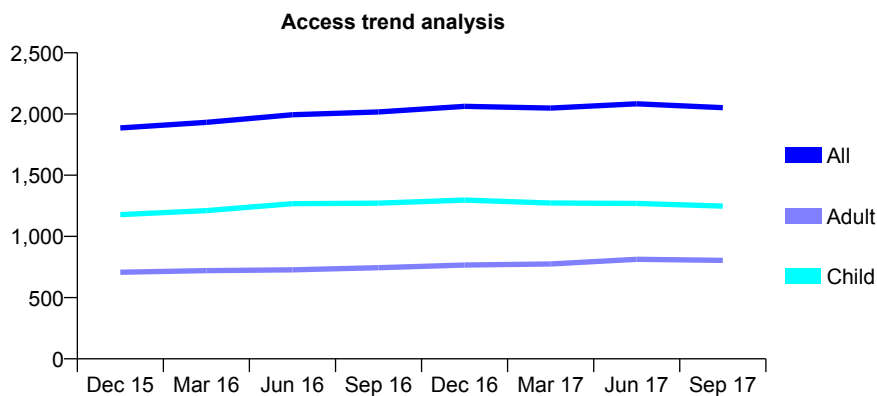
Q51 - Vital Signs At a Glance Contract Report for 181196/0007 - September 2017

Name or company name	Rotherham NHS Foundation Trust
Contract type name	PDS Contract
Purpose of contract	General
Contract start date	01/04/2011
Contract end date	30/09/2018

17/18 Contracted general activity (UDA)	9,000
Carry forward general activity (UDA)	0
17/18 Contracted orthodontic activity (UOA)	0
Carry forward orthodontic activity (UOA)	0
Baseline contract value	£795,011.26

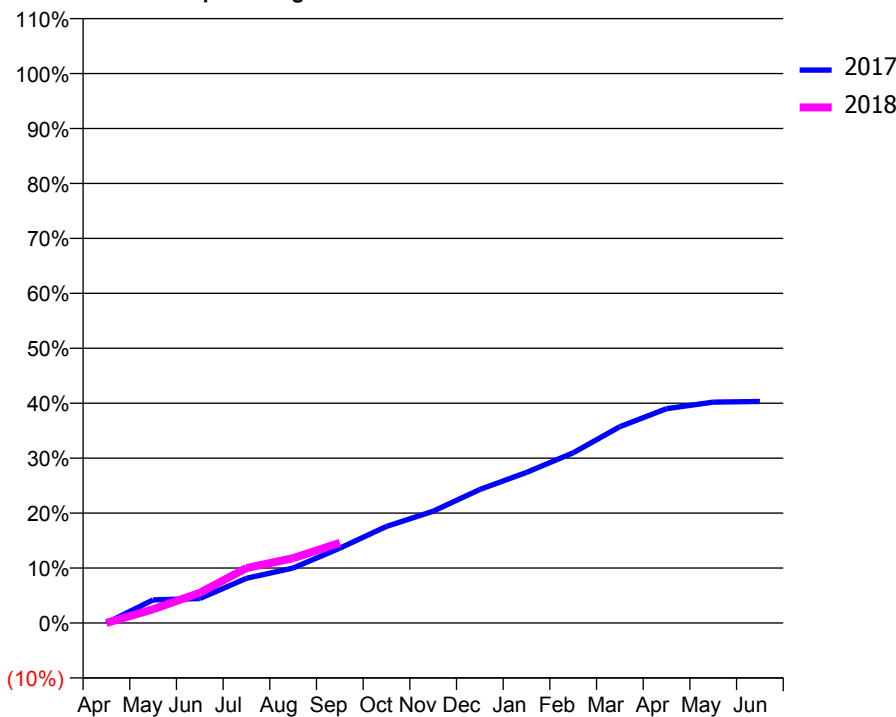
ACCESS*

Patients seen in 24 months	Total	Change since previous quarter
Quarter ending September 2016	2,017	
Quarter ending December 2016	2,063	↑
Quarter ending March 2017	2,048	→
Quarter ending June 2017	2,083	→
Quarter ending September 2017	2,052	↓
Variance since September 2016	1.7%	→



ACTIVITY

Cumulative percentage of contracted UDA delivered 2017 & 2018



Month	Adjusted Scheduled Activity (UDA)	
	2017	2018
April	0	0
May	380	227
June	401	494
July	733	902
August	901	1,063
September	1,226	1,313
October	1,582	
November	1,831	
December	2,187	
January	2,467	
February	2,787	
March	3,215	
April	3,511	
May	3,618	
June	3,629	

QUALITY

	Quantity	Base Number	Contract	AT	Region	England
% of FP17s for the same patient ID Re-attending within 3 months - Children	21	695	3.0%	9.7%	12.8%	11.9%
% of FP17s for the same patient ID Re-attending within 3 months - Adults	13	375	3.5%	14.4%	16.5%	15.9%
% of FP17s for the same patient ID Re-attending between 3 & 9 months - Children	315	695	45.3%	58.9%	59.7%	58.1%
% of FP17s for the same patient ID Re-attending between 3 & 9 months - Adults	167	375	44.5%	52.9%	53.0%	50.6%
% of FP17s for Band 1 Urgent Courses	31	824	3.8%	7.7%	9.2%	9.1%
% of FP17s Relating to Free Repair or Replacements	0	824	0.0%	1.1%	1.0%	0.8%
% of FP17s Relating to Continuations	1	824	0.1%	1.3%	1.2%	1.1%
% of Patients satisfied with the dentistry they have received	1	1	N/A	92.7%	91.6%	91.4%
% of Patients satisfied with the time they had to wait for an appointment	1	1	N/A	88.3%	88.1%	87.7%

* This is based on patients treated on this contract for their most recent course of treatment. Figures in italics indicate the base number of FP17s or Patient Questionnaire responses are less than 100. N/A is shown where the base number of responses is less than 10 during the period. % is calculated as Quantity/Base number*100

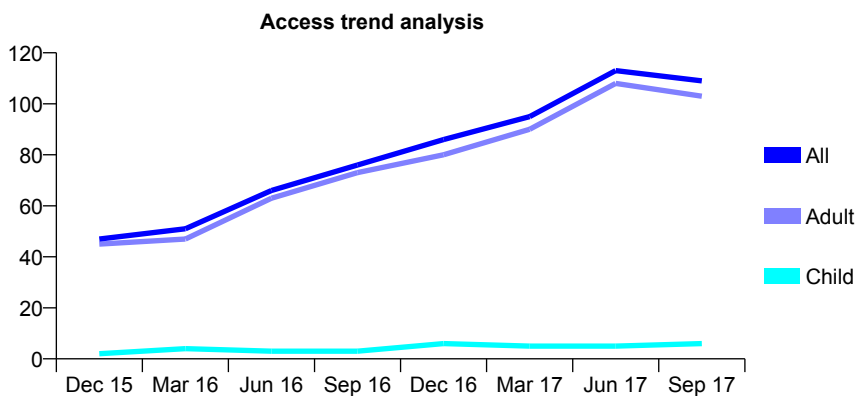
Q51 - Vital Signs At a Glance Contract Report for 181196/0008 - September 2017

Name or company name	Rotherham NHS Foundation Trust
Contract type name	PDS Contract
Purpose of contract	General
Contract start date	01/04/2011
Contract end date	30/09/2018

17/18 Contracted general activity (UDA)	600
Carry forward general activity (UDA)	0
17/18 Contracted orthodontic activity (UOA)	0
Carry forward orthodontic activity (UOA)	0
Baseline contract value	£53,000.75

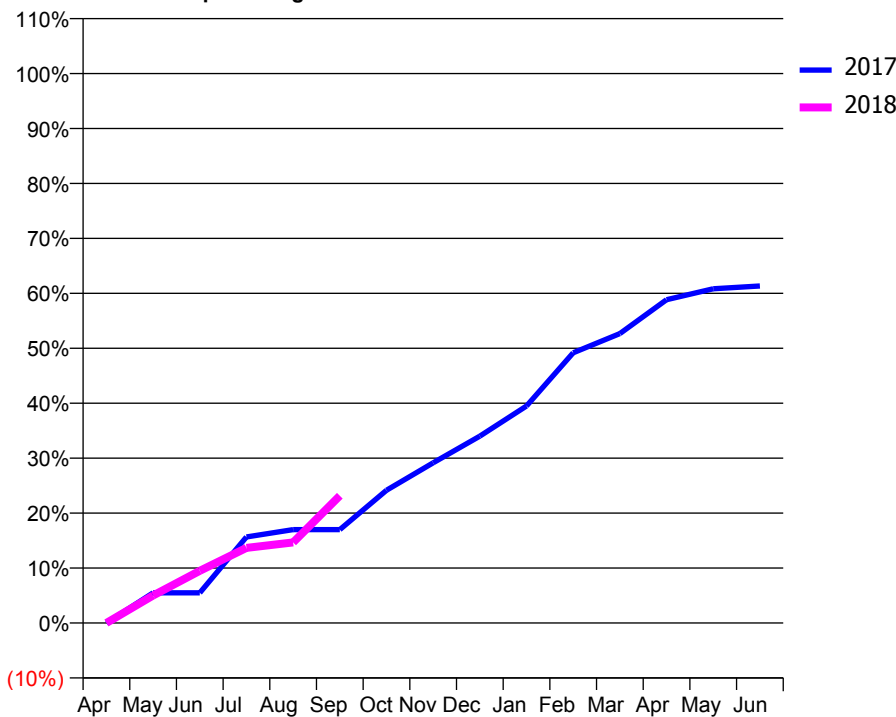
ACCESS*

Patients seen in 24 months	Total	Change since previous quarter
Quarter ending September 2016	76	
Quarter ending December 2016	86	↑
Quarter ending March 2017	95	↑
Quarter ending June 2017	113	↑
Quarter ending September 2017	109	↓
Variance since September 2016	43.4%	↑



ACTIVITY

Cumulative percentage of contracted UDA delivered 2017 & 2018



Month	Adjusted Scheduled Activity (UDA)	
	2017	2018
April	0	0
May	33	30
June	33	57
July	94	82
August	102	88
September	102	139
October	145	
November	175	
December	204	
January	237	
February	295	
March	316	
April	353	
May	365	
June	368	

QUALITY

	Quantity	Base Number	Contract	AT	Region	England
% of FP17s for the same patient ID Re-attending within 3 months - Children	0	3	0.0%	9.7%	12.8%	11.9%
% of FP17s for the same patient ID Re-attending within 3 months - Adults	0	65	0.0%	14.4%	16.5%	15.9%
% of FP17s for the same patient ID Re-attending between 3 & 9 months - Children	0	3	0.0%	58.9%	59.7%	58.1%
% of FP17s for the same patient ID Re-attending between 3 & 9 months - Adults	1	65	1.5%	52.9%	53.0%	50.6%
% of FP17s for Band 1 Urgent Courses	0	48	0.0%	7.7%	9.2%	9.1%
% of FP17s Relating to Free Repair or Replacements	0	48	0.0%	1.1%	1.0%	0.8%
% of FP17s Relating to Continuations	0	48	0.0%	1.3%	1.2%	1.1%
% of Patients satisfied with the dentistry they have received	0	1	N/A	92.7%	91.6%	91.4%
% of Patients satisfied with the time they had to wait for an appointment	1	1	N/A	88.3%	88.1%	87.7%

* This is based on patients treated on this contract for their most recent course of treatment. Figures in italics indicate the base number of FP17s or Patient Questionnaire responses are less than 100. N/A is shown where the base number of responses is less than 10 during the period. % is calculated as Quantity/Base number*100

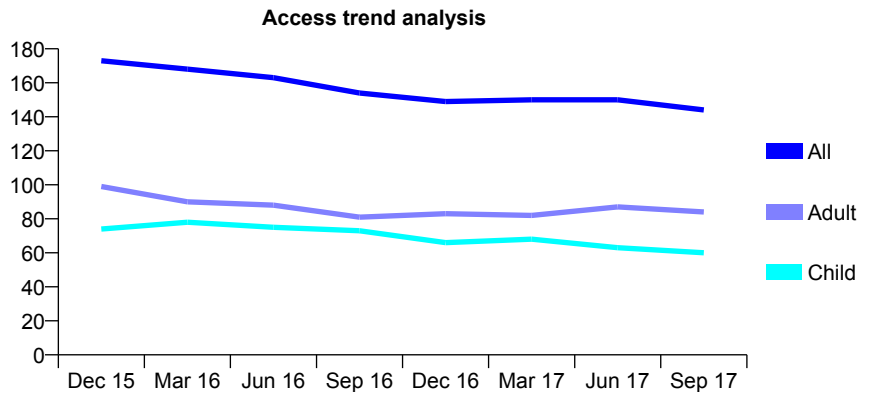
Q51 - Vital Signs At a Glance Contract Report for 181196/0009 - September 2017

Name or company name	Rotherham NHS Foundation Trust
Contract type name	PDS Contract
Purpose of contract	General
Contract start date	01/04/2011
Contract end date	30/09/2018

17/18 Contracted general activity (UDA)	600
Carry forward general activity (UDA)	0
17/18 Contracted orthodontic activity (UOA)	0
Carry forward orthodontic activity (UOA)	0
Baseline contract value	£53,000.75

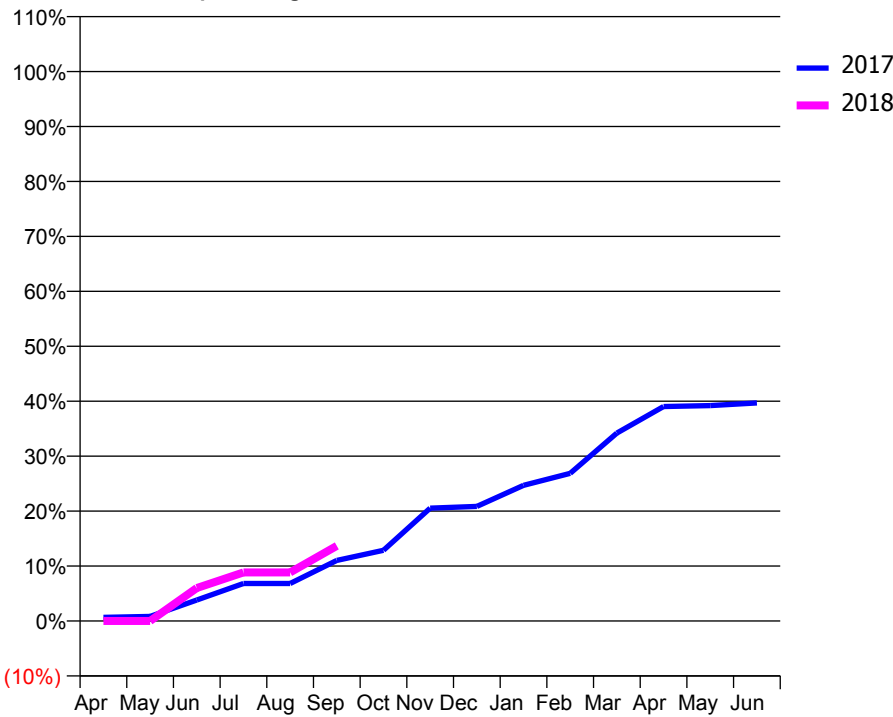
ACCESS*

Patients seen in 24 months	Total	Change since previous quarter
Quarter ending September 2016	154	
Quarter ending December 2016	149	↓
Quarter ending March 2017	150	→
Quarter ending June 2017	150	→
Quarter ending September 2017	144	↓
Variance since September 2016	(6.5%)	↓



ACTIVITY

Cumulative percentage of contracted UDA delivered 2017 & 2018



Adjusted Scheduled Activity (UDA)		
Month	2017	2018
April	4	0
May	5	0
June	23	36
July	41	53
August	41	53
September	66	82
October	77	
November	123	
December	125	
January	148	
February	161	
March	205	
April	234	
May	235	
June	238	

QUALITY

	Quantity	Base Number	Contract	AT	Region	England
% of FP17s for the same patient ID Re-attending within 3 months - Children	0	39	0.0%	9.7%	12.8%	11.9%
% of FP17s for the same patient ID Re-attending within 3 months - Adults	1	59	1.7%	14.4%	16.5%	15.9%
% of FP17s for the same patient ID Re-attending between 3 & 9 months - Children	23	39	59.0%	58.9%	59.7%	58.1%
% of FP17s for the same patient ID Re-attending between 3 & 9 months - Adults	43	59	72.9%	52.9%	53.0%	50.6%
% of FP17s for Band 1 Urgent Courses	0	70	0.0%	7.7%	9.2%	9.1%
% of FP17s Relating to Free Repair or Replacements	0	70	0.0%	1.1%	1.0%	0.8%
% of FP17s Relating to Continuations	0	70	0.0%	1.3%	1.2%	1.1%
% of Patients satisfied with the dentistry they have received	0	0	N/A	92.7%	91.6%	91.4%
% of Patients satisfied with the time they had to wait for an appointment	0	0	N/A	88.3%	88.1%	87.7%

* This is based on patients treated on this contract for their most recent course of treatment. Figures in italics indicate the base number of FP17s or Patient Questionnaire responses are less than 100. N/A is shown where the base number of responses is less than 10 during the period. % is calculated as Quantity/Base number*100

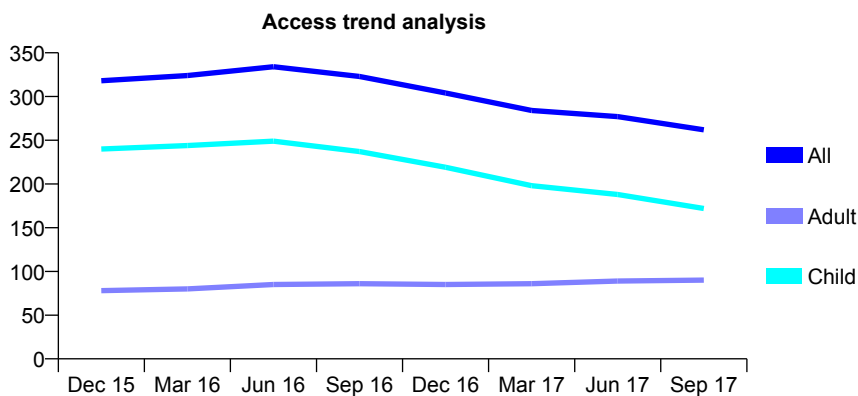
Q51 - Vital Signs At a Glance Contract Report for 181196/0010 - September 2017

Name or company name	Rotherham NHS Foundation Trust
Contract type name	PDS Contract
Purpose of contract	General
Contract start date	01/04/2011
Contract end date	30/09/2018

17/18 Contracted general activity (UDA)	800
Carry forward general activity (UDA)	0
17/18 Contracted orthodontic activity (UOA)	0
Carry forward orthodontic activity (UOA)	0
Baseline contract value	£70,667.67

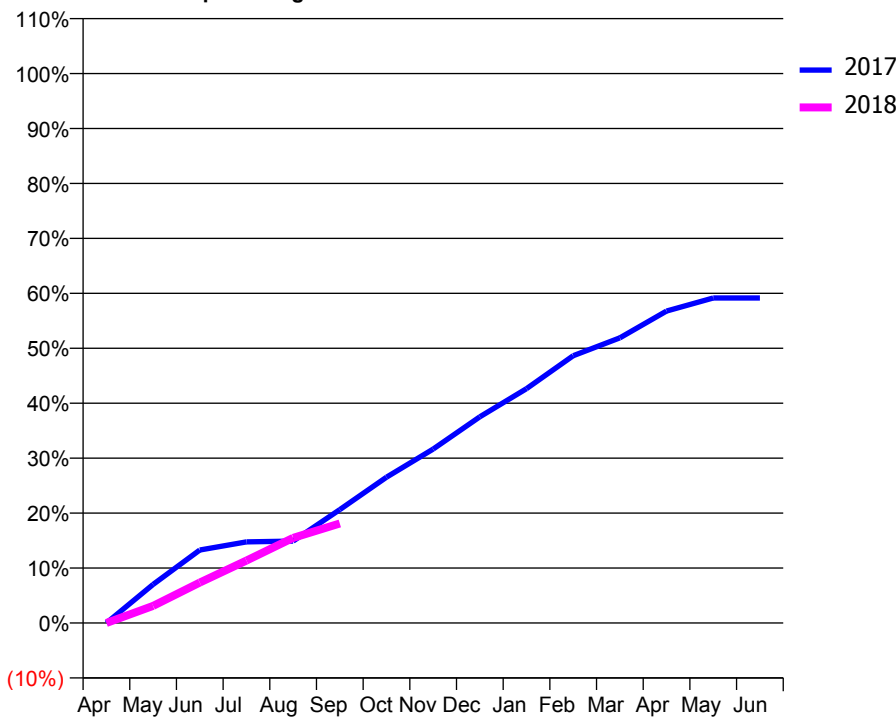
ACCESS*

Patients seen in 24 months	Total	Change since previous quarter
Quarter ending September 2016	323	
Quarter ending December 2016	304	↓
Quarter ending March 2017	284	↓
Quarter ending June 2017	277	↓
Quarter ending September 2017	262	↓
Variance since September 2016	(18.9%)	↓



ACTIVITY

Cumulative percentage of contracted UDA delivered 2017 & 2018



Adjusted Scheduled Activity (UDA)

Month	2017	2018
April	0	0
May	56	25
June	106	59
July	118	91
August	119	124
September	165	145
October	212	
November	253	
December	300	
January	341	
February	389	
March	415	
April	454	
May	473	
June	473	

QUALITY

	Quantity	Base Number	Contract	AT	Region	England
% of FP17s for the same patient ID Re-attending within 3 months - Children	0	88	0.0%	9.7%	12.8%	11.9%
% of FP17s for the same patient ID Re-attending within 3 months - Adults	2	57	3.5%	14.4%	16.5%	15.9%
% of FP17s for the same patient ID Re-attending between 3 & 9 months - Children	59	88	67.0%	58.9%	59.7%	58.1%
% of FP17s for the same patient ID Re-attending between 3 & 9 months - Adults	37	57	64.9%	52.9%	53.0%	50.6%
% of FP17s for Band 1 Urgent Courses	0	106	0.0%	7.7%	9.2%	9.1%
% of FP17s Relating to Free Repair or Replacements	0	106	0.0%	1.1%	1.0%	0.8%
% of FP17s Relating to Continuations	0	106	0.0%	1.3%	1.2%	1.1%
% of Patients satisfied with the dentistry they have received	0	0	N/A	92.7%	91.6%	91.4%
% of Patients satisfied with the time they had to wait for an appointment	0	0	N/A	88.3%	88.1%	87.7%

* This is based on patients treated on this contract for their most recent course of treatment. Figures in italics indicate the base number of FP17s or Patient Questionnaire responses are less than 100. N/A is shown where the base number of responses is less than 10 during the period. % is calculated as Quantity/Base number*100

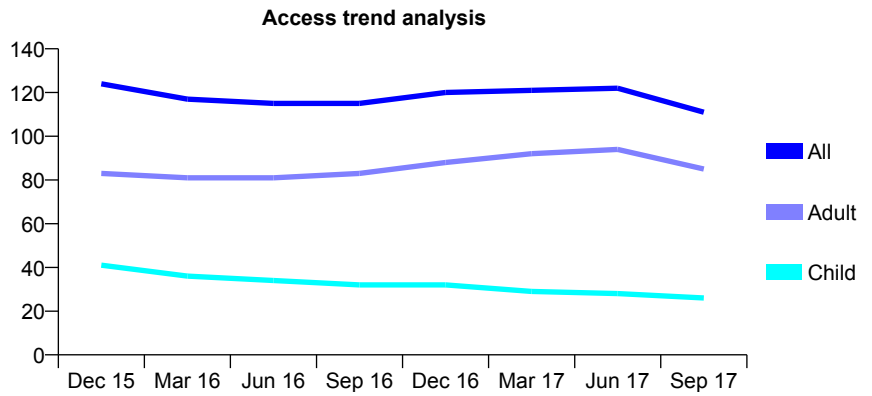
Q51 - Vital Signs At a Glance Contract Report for 181196/0011 - September 2017

Name or company name	Rotherham NHS Foundation Trust
Contract type name	PDS Contract
Purpose of contract	General
Contract start date	01/04/2011
Contract end date	30/09/2018

17/18 Contracted general activity (UDA)	400
Carry forward general activity (UDA)	0
17/18 Contracted orthodontic activity (UOA)	0
Carry forward orthodontic activity (UOA)	0
Baseline contract value	£35,333.84

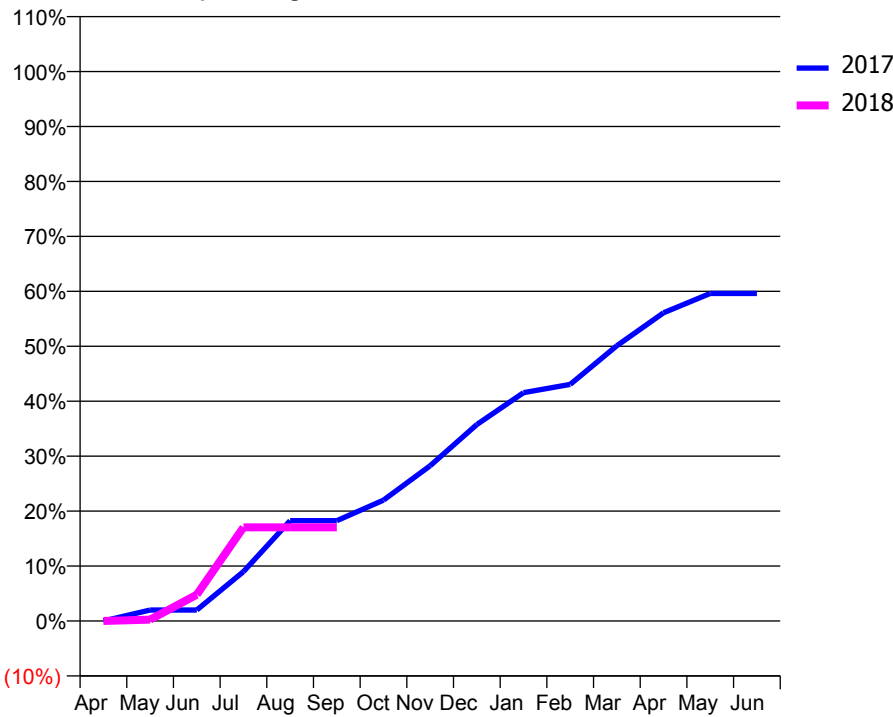
ACCESS*

Patients seen in 24 months	Total	Change since previous quarter
Quarter ending September 2016	115	
Quarter ending December 2016	120	↑
Quarter ending March 2017	121	→
Quarter ending June 2017	122	→
Quarter ending September 2017	111	↓
Variance since September 2016	(3.5%)	↓



ACTIVITY

Cumulative percentage of contracted UDA delivered 2017 & 2018



Month	Adjusted Scheduled Activity (UDA)	
	2017	2018
April	0	0
May	8	1
June	8	19
July	36	68
August	73	68
September	73	68
October	88	
November	113	
December	143	
January	166	
February	172	
March	200	
April	224	
May	238	
June	238	

QUALITY

	Quantity	Base Number	Contract	AT	Region	England
% of FP17s for the same patient ID Re-attending within 3 months - Children	1	8	12.5%	9.7%	12.8%	11.9%
% of FP17s for the same patient ID Re-attending within 3 months - Adults	1	36	2.8%	14.4%	16.5%	15.9%
% of FP17s for the same patient ID Re-attending between 3 & 9 months - Children	4	8	50.0%	58.9%	59.7%	58.1%
% of FP17s for the same patient ID Re-attending between 3 & 9 months - Adults	18	36	50.0%	52.9%	53.0%	50.6%
% of FP17s for Band 1 Urgent Courses	1	25	4.0%	7.7%	9.2%	9.1%
% of FP17s Relating to Free Repair or Replacements	0	25	0.0%	1.1%	1.0%	0.8%
% of FP17s Relating to Continuations	0	25	0.0%	1.3%	1.2%	1.1%
% of Patients satisfied with the dentistry they have received	0	0	N/A	92.7%	91.6%	91.4%
% of Patients satisfied with the time they had to wait for an appointment	0	0	N/A	88.3%	88.1%	87.7%

* This is based on patients treated on this contract for their most recent course of treatment. Figures in italics indicate the base number of FP17s or Patient Questionnaire responses are less than 100. N/A is shown where the base number of responses is less than 10 during the period. % is calculated as Quantity/Base number*100

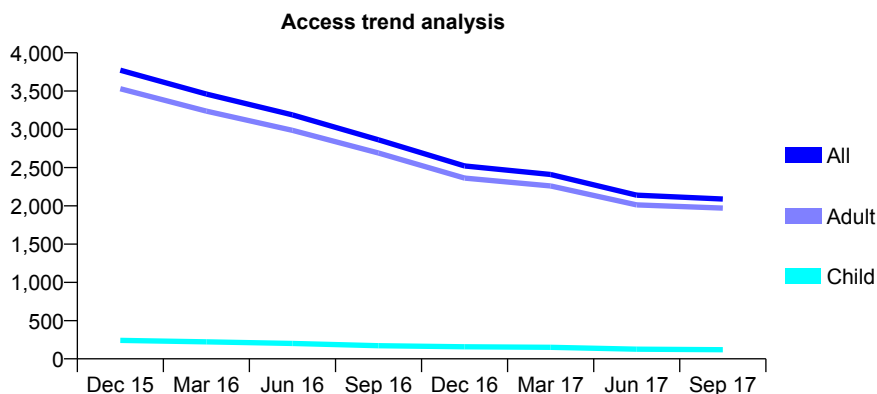
Q51 - Vital Signs At a Glance Contract Report for 181196/0012 - September 2017

Name or company name	Rotherham NHS Foundation Trust
Contract type name	PDS Contract
Purpose of contract	General
Contract start date	01/04/2011
Contract end date	31/03/2021

17/18 Contracted general activity (UDA)	10,160
Carry forward general activity (UDA)	0
17/18 Contracted orthodontic activity (UOA)	0
Carry forward orthodontic activity (UOA)	0
Baseline contract value	£916,105.89

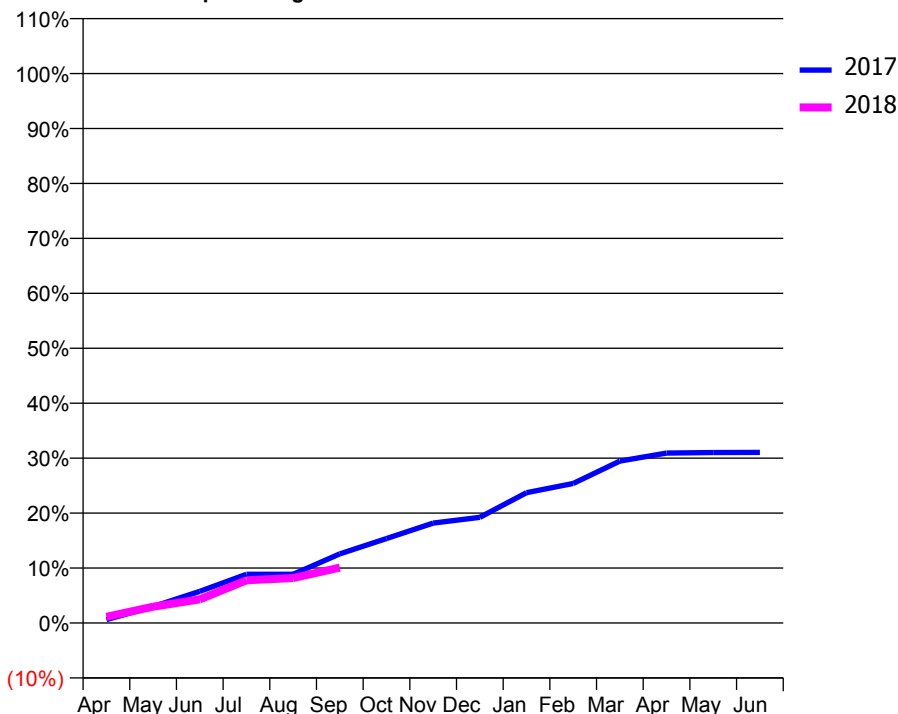
ACCESS*

Patients seen in 24 months	Total	Change since previous quarter
Quarter ending September 2016	2,862	
Quarter ending December 2016	2,521	↓
Quarter ending March 2017	2,409	↓
Quarter ending June 2017	2,139	↓
Quarter ending September 2017	2,089	↓
Variance since September 2016	(27.0%)	↓



ACTIVITY

Cumulative percentage of contracted UDA delivered 2017 & 2018



Month	Adjusted Scheduled Activity (UDA)	
	2017	2018
April	63	115
May	304	301
June	585	438
July	901	790
August	901	833
September	1,278	1,023
October	1,561	
November	1,848	
December	1,955	
January	2,411	
February	2,580	
March	2,993	
April	3,142	
May	3,153	
June	3,156	

QUALITY

	Quantity	Base Number	Contract	AT	Region	England
% of FP17s for the same patient ID Re-attending within 3 months - Children	3	55	5.5%	9.7%	12.8%	11.9%
% of FP17s for the same patient ID Re-attending within 3 months - Adults	48	820	5.9%	14.4%	16.5%	15.9%
% of FP17s for the same patient ID Re-attending between 3 & 9 months - Children	0	55	0.0%	58.9%	59.7%	58.1%
% of FP17s for the same patient ID Re-attending between 3 & 9 months - Adults	17	820	2.1%	52.9%	53.0%	50.6%
% of FP17s for Band 1 Urgent Courses	708	751	94.3%	7.7%	9.2%	9.1%
% of FP17s Relating to Free Repair or Replacements	0	751	0.0%	1.1%	1.0%	0.8%
% of FP17s Relating to Continuations	0	751	0.0%	1.3%	1.2%	1.1%
% of Patients satisfied with the dentistry they have received	0	0	N/A	92.7%	91.6%	91.4%
% of Patients satisfied with the time they had to wait for an appointment	0	0	N/A	88.3%	88.1%	87.7%

* This is based on patients treated on this contract for their most recent course of treatment. Figures in italics indicate the base number of FP17s or Patient Questionnaire responses are less than 100. N/A is shown where the base number of responses is less than 10 during the period. % is calculated as Quantity/Base number*100

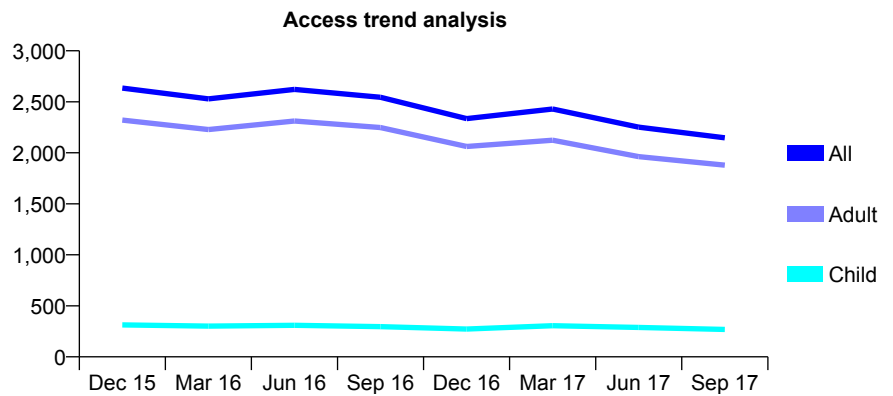
Q51 - Vital Signs At a Glance Contract Report for 181196/0013 - September 2017

Name or company name	Rotherham NHS Foundation Trust
Contract type name	PDS Contract
Purpose of contract	General
Contract start date	01/04/2011
Contract end date	31/03/2021

17/18 Contracted general activity (UDA)	5,900
Carry forward general activity (UDA)	0
17/18 Contracted orthodontic activity (UOA)	0
Carry forward orthodontic activity (UOA)	0
Baseline contract value	£488,384.83

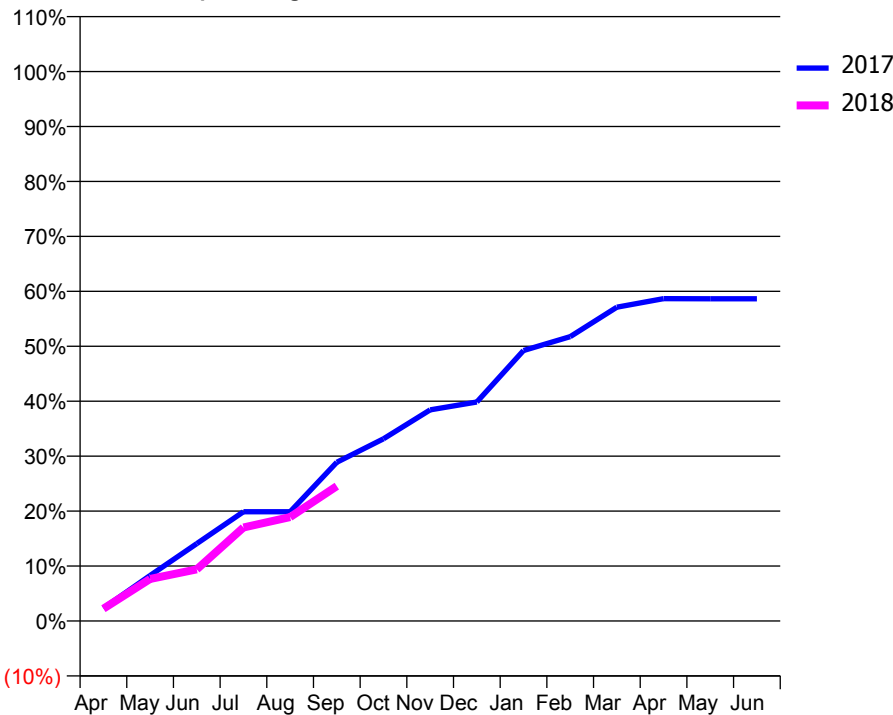
ACCESS*

Patients seen in 24 months	Total	Change since previous quarter
Quarter ending September 2016	2,544	
Quarter ending December 2016	2,335	↓
Quarter ending March 2017	2,429	↑
Quarter ending June 2017	2,251	↓
Quarter ending September 2017	2,147	↓
Variance since September 2016	(15.6%)	↓



ACTIVITY

Cumulative percentage of contracted UDA delivered 2017 & 2018



Month	Adjusted Scheduled Activity (UDA)	
	2017	2018
April	138	132
May	490	451
June	831	554
July	1,173	1,004
August	1,173	1,117
September	1,705	1,448
October	1,956	
November	2,267	
December	2,352	
January	2,905	
February	3,053	
March	3,369	
April	3,461	
May	3,460	
June	3,460	

QUALITY

	Quantity	Base Number	Contract	AT	Region	England
% of FP17s for the same patient ID Re-attending within 3 months - Children	2	229	0.9%	9.7%	12.8%	11.9%
% of FP17s for the same patient ID Re-attending within 3 months - Adults	16	1,037	1.5%	14.4%	16.5%	15.9%
% of FP17s for the same patient ID Re-attending between 3 & 9 months - Children	2	229	0.9%	58.9%	59.7%	58.1%
% of FP17s for the same patient ID Re-attending between 3 & 9 months - Adults	15	1,037	1.4%	52.9%	53.0%	50.6%
% of FP17s for Band 1 Urgent Courses	1,179	1,190	99.1%	7.7%	9.2%	9.1%
% of FP17s Relating to Free Repair or Replacements	0	1,190	0.0%	1.1%	1.0%	0.8%
% of FP17s Relating to Continuations	0	1,190	0.0%	1.3%	1.2%	1.1%
% of Patients satisfied with the dentistry they have received	0	0	N/A	92.7%	91.6%	91.4%
% of Patients satisfied with the time they had to wait for an appointment	0	0	N/A	88.3%	88.1%	87.7%

* This is based on patients treated on this contract for their most recent course of treatment. Figures in italics indicate the base number of FP17s or Patient Questionnaire responses are less than 100. N/A is shown where the base number of responses is less than 10 during the period. % is calculated as Quantity/Base number*100

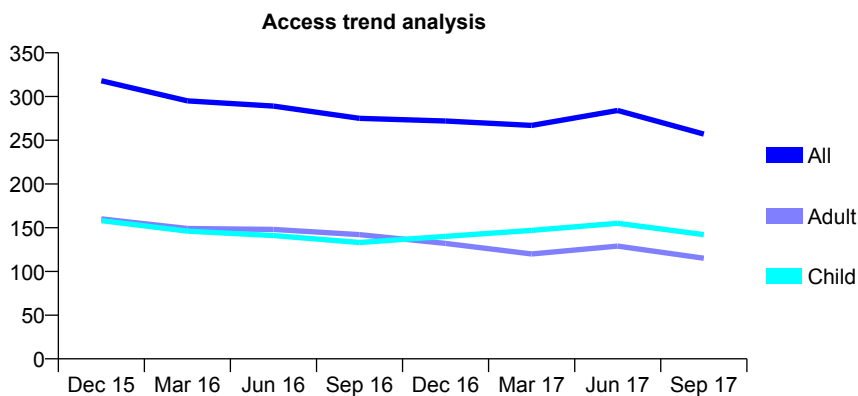
Q51 - Vital Signs At a Glance Contract Report for 181196/0014 - September 2017

Name or company name	Rotherham NHS Foundation Trust
Contract type name	PDS Contract
Purpose of contract	General
Contract start date	01/04/2011
Contract end date	30/09/2018

17/18 Contracted general activity (UDA)	1,500
Carry forward general activity (UDA)	0
17/18 Contracted orthodontic activity (UOA)	0
Carry forward orthodontic activity (UOA)	0
Baseline contract value	£239,884.69

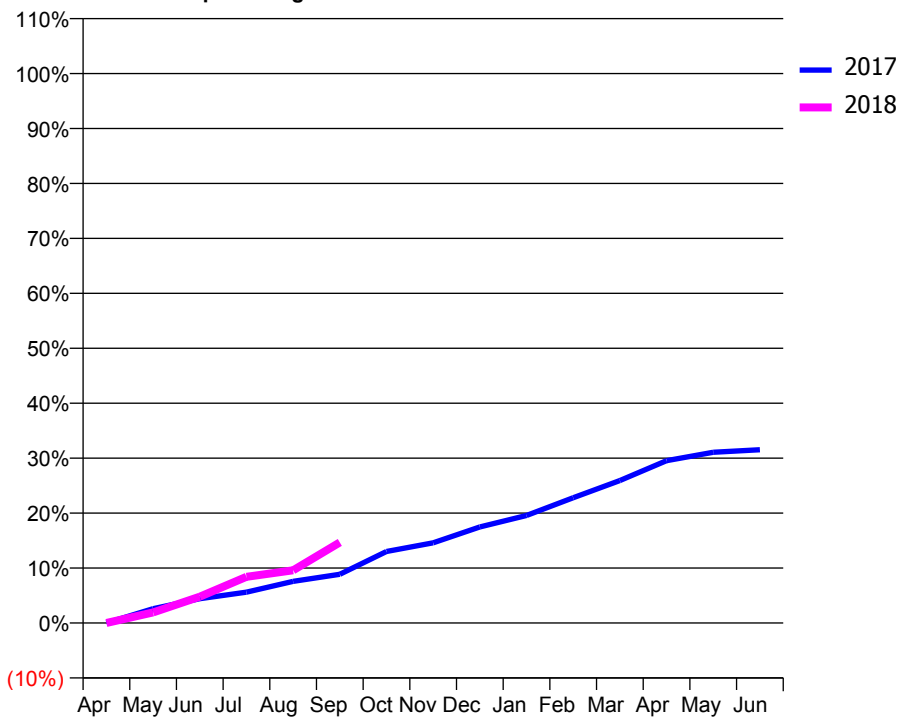
ACCESS*

Patients seen in 24 months	Total	Change since previous quarter
Quarter ending September 2016	275	
Quarter ending December 2016	272	↓
Quarter ending March 2017	267	↓
Quarter ending June 2017	284	↑
Quarter ending September 2017	257	↓
Variance since September 2016	(6.5%)	↓



ACTIVITY

Cumulative percentage of contracted UDA delivered 2017 & 2018



Month	Adjusted Scheduled Activity (UDA)	
	2017	2018
April	0	0
May	39	29
June	66	72
July	84	126
August	114	144
September	133	220
October	195	
November	219	
December	262	
January	294	
February	342	
March	389	
April	443	
May	466	
June	473	

QUALITY

	Quantity	Base Number	Contract	AT	Region	England
% of FP17s for the same patient ID Re-attending within 3 months - Children	7	116	6.0%	9.7%	12.8%	11.9%
% of FP17s for the same patient ID Re-attending within 3 months - Adults	3	87	3.4%	14.4%	16.5%	15.9%
% of FP17s for the same patient ID Re-attending between 3 & 9 months - Children	57	116	49.1%	58.9%	59.7%	58.1%
% of FP17s for the same patient ID Re-attending between 3 & 9 months - Adults	26	87	29.9%	52.9%	53.0%	50.6%
% of FP17s for Band 1 Urgent Courses	11	147	7.5%	7.7%	9.2%	9.1%
% of FP17s Relating to Free Repair or Replacements	1	147	0.7%	1.1%	1.0%	0.8%
% of FP17s Relating to Continuations	0	147	0.0%	1.3%	1.2%	1.1%
% of Patients satisfied with the dentistry they have received	0	0	N/A	92.7%	91.6%	91.4%
% of Patients satisfied with the time they had to wait for an appointment	0	0	N/A	88.3%	88.1%	87.7%

* This is based on patients treated on this contract for their most recent course of treatment. Figures in italics indicate the base number of FP17s or Patient Questionnaire responses are less than 100. N/A is shown where the base number of responses is less than 10 during the period. % is calculated as Quantity/Base number*100

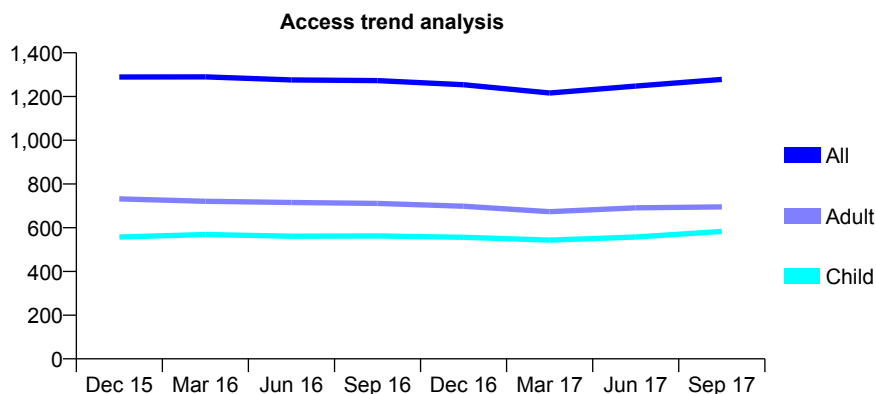
Q51 - Vital Signs At a Glance Contract Report for 181196/0015 - September 2017

Name or company name	Rotherham NHS Foundation Trust
Contract type name	PDS Contract
Purpose of contract	General
Contract start date	01/04/2011
Contract end date	30/09/2018

17/18 Contracted general activity (UDA)	2,500
Carry forward general activity (UDA)	0
17/18 Contracted orthodontic activity (UOA)	0
Carry forward orthodontic activity (UOA)	0
Baseline contract value	£734,853.35

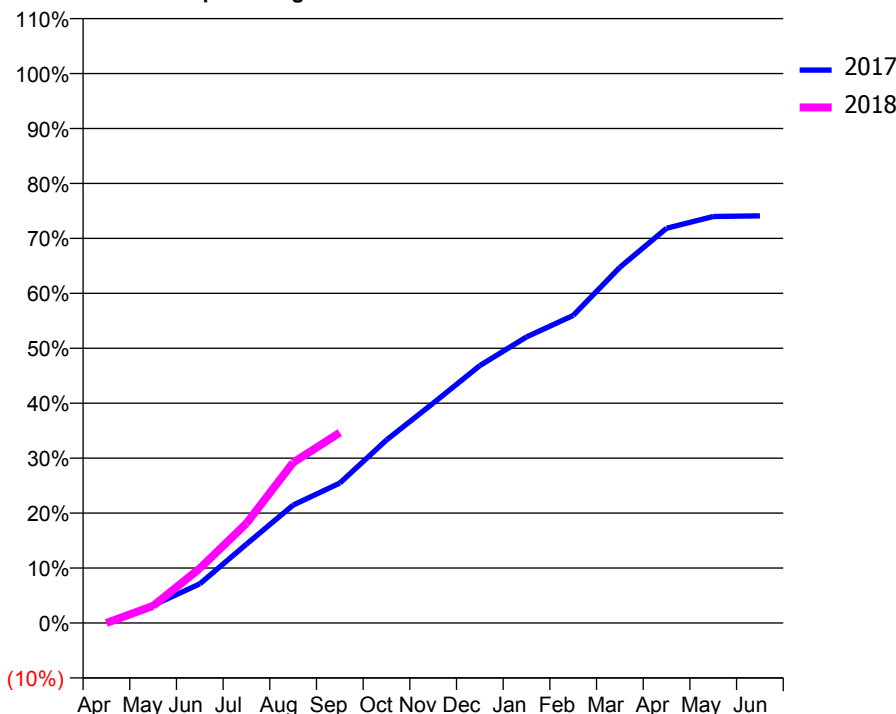
ACCESS*

Patients seen in 24 months	Total	Change since previous quarter
Quarter ending September 2016	1,273	
Quarter ending December 2016	1,254	↓
Quarter ending March 2017	1,216	↓
Quarter ending June 2017	1,248	↑
Quarter ending September 2017	1,278	↑
Variance since September 2016	0.4%	→



ACTIVITY

Cumulative percentage of contracted UDA delivered 2017 & 2018



Month	Adjusted Scheduled Activity (UDA)	
	2017	2018
April	3	0
May	80	78
June	178	248
July	359	453
August	537	730
September	637	866
October	832	
November	1,000	
December	1,171	
January	1,302	
February	1,399	
March	1,619	
April	1,796	
May	1,849	
June	1,852	

QUALITY

	Quantity	Base Number	Contract	AT	Region	England
% of FP17s for the same patient ID Re-attending within 3 months - Children	20	415	4.8%	9.7%	12.8%	11.9%
% of FP17s for the same patient ID Re-attending within 3 months - Adults	14	335	4.2%	14.4%	16.5%	15.9%
% of FP17s for the same patient ID Re-attending between 3 & 9 months - Children	134	415	32.3%	58.9%	59.7%	58.1%
% of FP17s for the same patient ID Re-attending between 3 & 9 months - Adults	54	335	16.1%	52.9%	53.0%	50.6%
% of FP17s for Band 1 Urgent Courses	27	564	4.8%	7.7%	9.2%	9.1%
% of FP17s Relating to Free Repair or Replacements	1	564	0.2%	1.1%	1.0%	0.8%
% of FP17s Relating to Continuations	0	564	0.0%	1.3%	1.2%	1.1%
% of Patients satisfied with the dentistry they have received	0	0	N/A	92.7%	91.6%	91.4%
% of Patients satisfied with the time they had to wait for an appointment	0	0	N/A	88.3%	88.1%	87.7%

* This is based on patients treated on this contract for their most recent course of treatment. Figures in italics indicate the base number of FP17s or Patient Questionnaire responses are less than 100. N/A is shown where the base number of responses is less than 10 during the period. % is calculated as Quantity/Base number*100

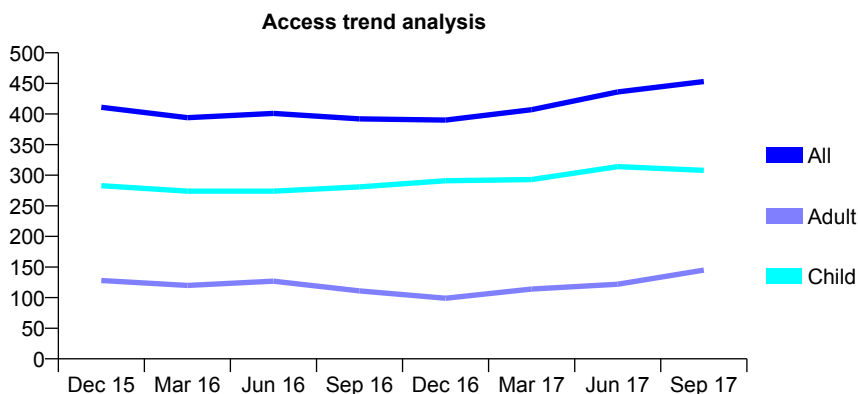
Q51 - Vital Signs At a Glance Contract Report for 181196/0016 - September 2017

Name or company name	Rotherham NHS Foundation Trust
Contract type name	PDS Contract
Purpose of contract	General
Contract start date	01/04/2011
Contract end date	30/09/2018

17/18 Contracted general activity (UDA)	1,200
Carry forward general activity (UDA)	0
17/18 Contracted orthodontic activity (UOA)	0
Carry forward orthodontic activity (UOA)	0
Baseline contract value	£276,638.56

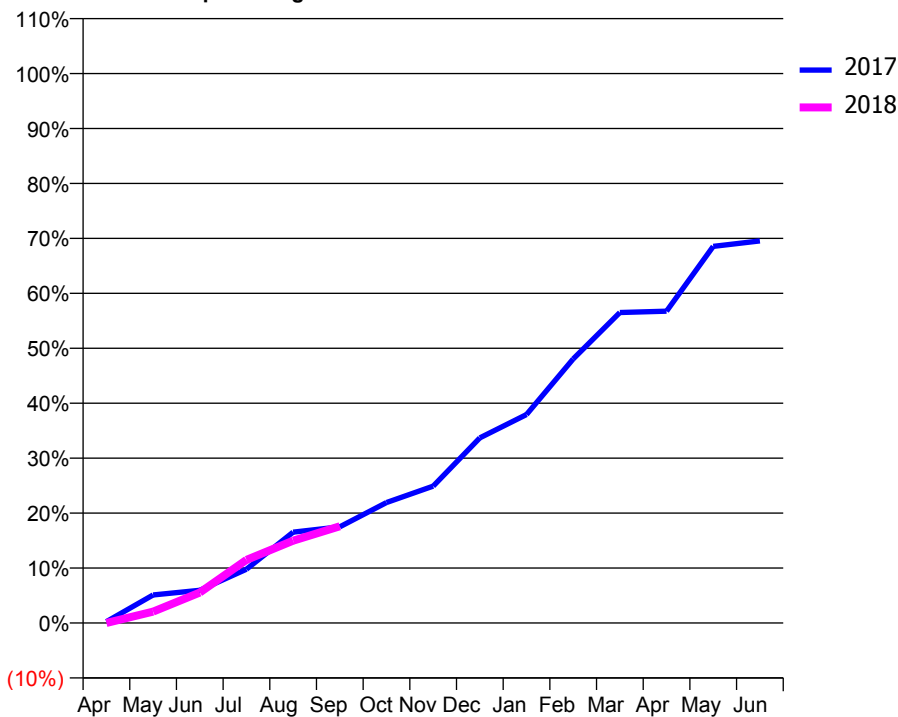
ACCESS*

Patients seen in 24 months	Total	Change since previous quarter
Quarter ending September 2016	392	
Quarter ending December 2016	390	→
Quarter ending March 2017	407	↑
Quarter ending June 2017	436	↑
Quarter ending September 2017	453	↑
Variance since September 2016	15.6%	↑



ACTIVITY

Cumulative percentage of contracted UDA delivered 2017 & 2018



Month	Adjusted Scheduled Activity (UDA)	
	2017	2018
April	3	0
May	61	25
June	71	66
July	117	138
August	199	180
September	210	211
October	263	
November	299	
December	404	
January	455	
February	577	
March	678	
April	681	
May	822	
June	834	

QUALITY

	Quantity	Base Number	Contract	AT	Region	England
% of FP17s for the same patient ID Re-attending within 3 months - Children	5	157	3.2%	9.7%	12.8%	11.9%
% of FP17s for the same patient ID Re-attending within 3 months - Adults	2	71	2.8%	14.4%	16.5%	15.9%
% of FP17s for the same patient ID Re-attending between 3 & 9 months - Children	41	157	26.1%	58.9%	59.7%	58.1%
% of FP17s for the same patient ID Re-attending between 3 & 9 months - Adults	8	71	11.3%	52.9%	53.0%	50.6%
% of FP17s for Band 1 Urgent Courses	6	145	4.1%	7.7%	9.2%	9.1%
% of FP17s Relating to Free Repair or Replacements	0	145	0.0%	1.1%	1.0%	0.8%
% of FP17s Relating to Continuations	0	145	0.0%	1.3%	1.2%	1.1%
% of Patients satisfied with the dentistry they have received	2	2	N/A	92.7%	91.6%	91.4%
% of Patients satisfied with the time they had to wait for an appointment	2	2	N/A	88.3%	88.1%	87.7%

* This is based on patients treated on this contract for their most recent course of treatment. Figures in italics indicate the base number of FP17s or Patient Questionnaire responses are less than 100. N/A is shown where the base number of responses is less than 10 during the period. % is calculated as Quantity/Base number*100

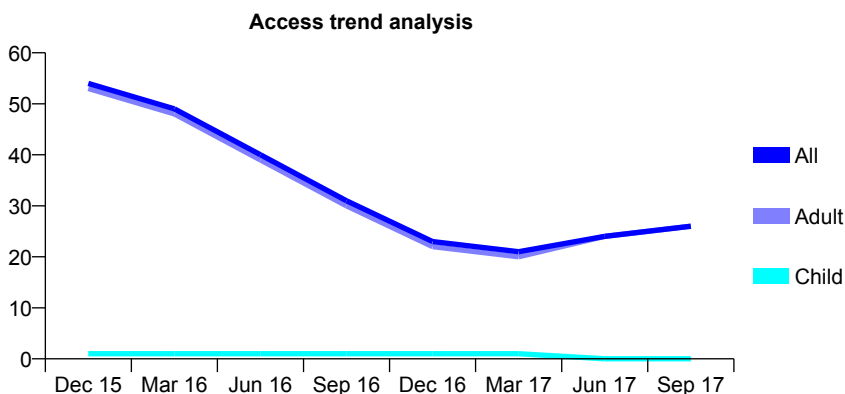
Q51 - Vital Signs At a Glance Contract Report for 181196/0017 - September 2017

Name or company name	Rotherham NHS Foundation Trust
Contract type name	PDS Contract
Purpose of contract	General
Contract start date	01/04/2011
Contract end date	30/09/2018

17/18 Contracted general activity (UDA)	100
Carry forward general activity (UDA)	0
17/18 Contracted orthodontic activity (UOA)	0
Carry forward orthodontic activity (UOA)	0
Baseline contract value	£2,554.49

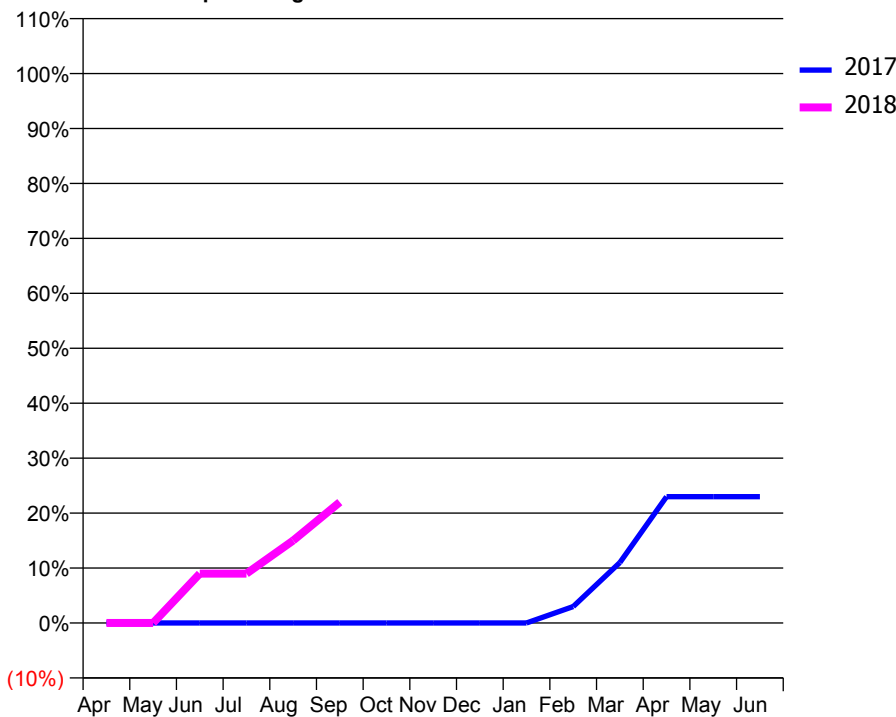
ACCESS*

Patients seen in 24 months	Total	Change since previous quarter
Quarter ending September 2016	31	
Quarter ending December 2016	23	↓
Quarter ending March 2017	21	↓
Quarter ending June 2017	24	↑
Quarter ending September 2017	26	↑
Variance since September 2016	(16.1%)	↓



ACTIVITY

Cumulative percentage of contracted UDA delivered 2017 & 2018



Month	Adjusted Scheduled Activity (UDA)	
	2017	2018
April	0	0
May	0	0
June	0	9
July	0	9
August	0	15
September	0	22
October	0	
November	0	
December	0	
January	0	
February	3	
March	11	
April	23	
May	23	
June	23	

QUALITY

	Quantity	Base Number	Contract	AT	Region	England
% of FP17s for the same patient ID Re-attending within 3 months - Children	0	0	N/A	9.7%	12.8%	11.9%
% of FP17s for the same patient ID Re-attending within 3 months - Adults	0	22	0.0%	14.4%	16.5%	15.9%
% of FP17s for the same patient ID Re-attending between 3 & 9 months - Children	0	0	N/A	58.9%	59.7%	58.1%
% of FP17s for the same patient ID Re-attending between 3 & 9 months - Adults	2	22	9.1%	52.9%	53.0%	50.6%
% of FP17s for Band 1 Urgent Courses	0	14	0.0%	7.7%	9.2%	9.1%
% of FP17s Relating to Free Repair or Replacements	0	14	0.0%	1.1%	1.0%	0.8%
% of FP17s Relating to Continuations	0	14	0.0%	1.3%	1.2%	1.1%
% of Patients satisfied with the dentistry they have received	0	0	N/A	92.7%	91.6%	91.4%
% of Patients satisfied with the time they had to wait for an appointment	0	0	N/A	88.3%	88.1%	87.7%

* This is based on patients treated on this contract for their most recent course of treatment. Figures in italics indicate the base number of FP17s or Patient Questionnaire responses are less than 100. N/A is shown where the base number of responses is less than 10 during the period. % is calculated as Quantity/Base number*100

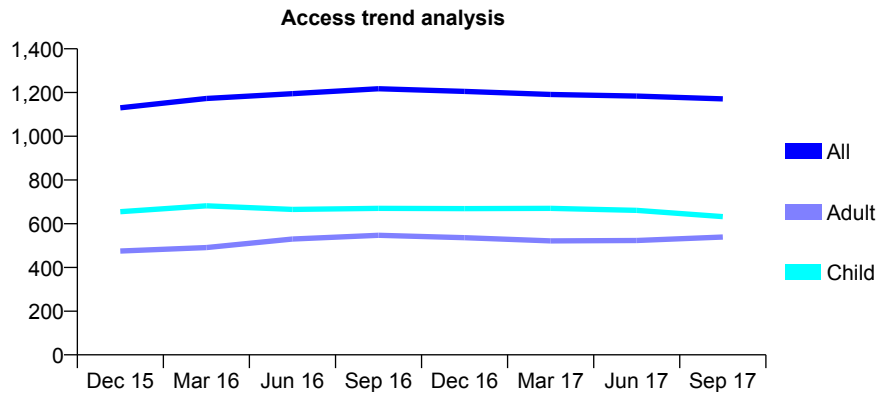
Q51 - Vital Signs At a Glance Contract Report for 181196/0018 - September 2017

Name or company name	Rotherham NHS Foundation Trust
Contract type name	PDS Contract
Purpose of contract	General
Contract start date	01/04/2011
Contract end date	30/09/2018

17/18 Contracted general activity (UDA)	2,000
Carry forward general activity (UDA)	0
17/18 Contracted orthodontic activity (UOA)	0
Carry forward orthodontic activity (UOA)	0
Baseline contract value	£582,053.47

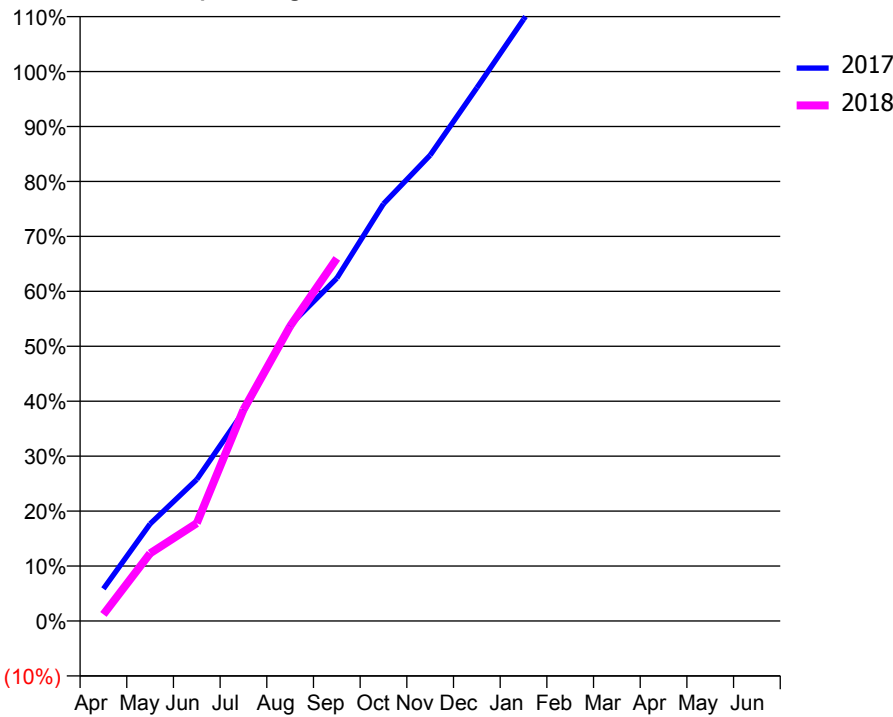
ACCESS*

Patients seen in 24 months	Total	Change since previous quarter
Quarter ending September 2016	1,217	
Quarter ending December 2016	1,205	→
Quarter ending March 2017	1,191	↓
Quarter ending June 2017	1,184	→
Quarter ending September 2017	1,171	↓
Variance since September 2016	(3.8%)	↓



ACTIVITY

Cumulative percentage of contracted UDA delivered 2017 & 2018



Month	Adjusted Scheduled Activity (UDA)	
	2017	2018
April	117	24
May	354	246
June	515	356
July	762	769
August	1,077	1,073
September	1,247	1,320
October	1,518	
November	1,695	
December	1,940	
January	2,190	
February	2,430	
March	2,617	
April	2,746	
May	2,760	
June	2,770	

QUALITY

	Quantity	Base Number	Contract	AT	Region	England
% of FP17s for the same patient ID Re-attending within 3 months - Children	26	547	4.8%	9.7%	12.8%	11.9%
% of FP17s for the same patient ID Re-attending within 3 months - Adults	43	352	12.2%	14.4%	16.5%	15.9%
% of FP17s for the same patient ID Re-attending between 3 & 9 months - Children	311	547	56.9%	58.9%	59.7%	58.1%
% of FP17s for the same patient ID Re-attending between 3 & 9 months - Adults	197	352	56.0%	52.9%	53.0%	50.6%
% of FP17s for Band 1 Urgent Courses	5	784	0.6%	7.7%	9.2%	9.1%
% of FP17s Relating to Free Repair or Replacements	0	784	0.0%	1.1%	1.0%	0.8%
% of FP17s Relating to Continuations	7	784	0.9%	1.3%	1.2%	1.1%
% of Patients satisfied with the dentistry they have received	3	3	N/A	92.7%	91.6%	91.4%
% of Patients satisfied with the time they had to wait for an appointment	2	3	N/A	88.3%	88.1%	87.7%

* This is based on patients treated on this contract for their most recent course of treatment. Figures in italics indicate the base number of FP17s or Patient Questionnaire responses are less than 100. N/A is shown where the base number of responses is less than 10 during the period. % is calculated as Quantity/Base number*100

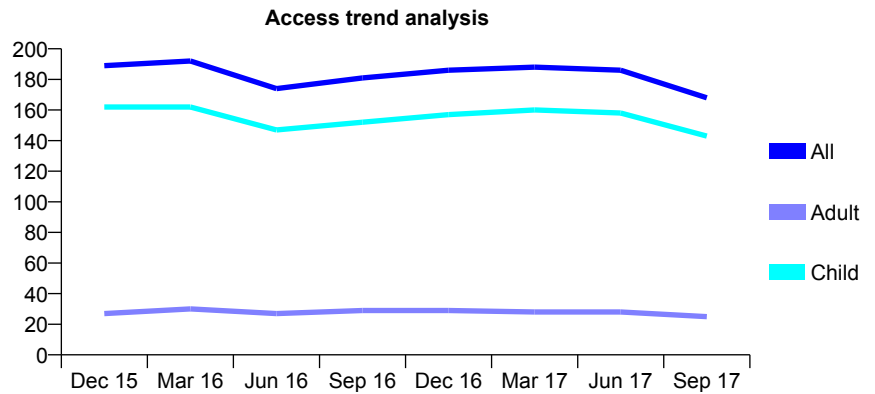
Q51 - Vital Signs At a Glance Contract Report for 181196/0019 - September 2017

Name or company name	Rotherham NHS Foundation Trust
Contract type name	PDS Contract
Purpose of contract	General
Contract start date	01/04/2011
Contract end date	30/09/2018

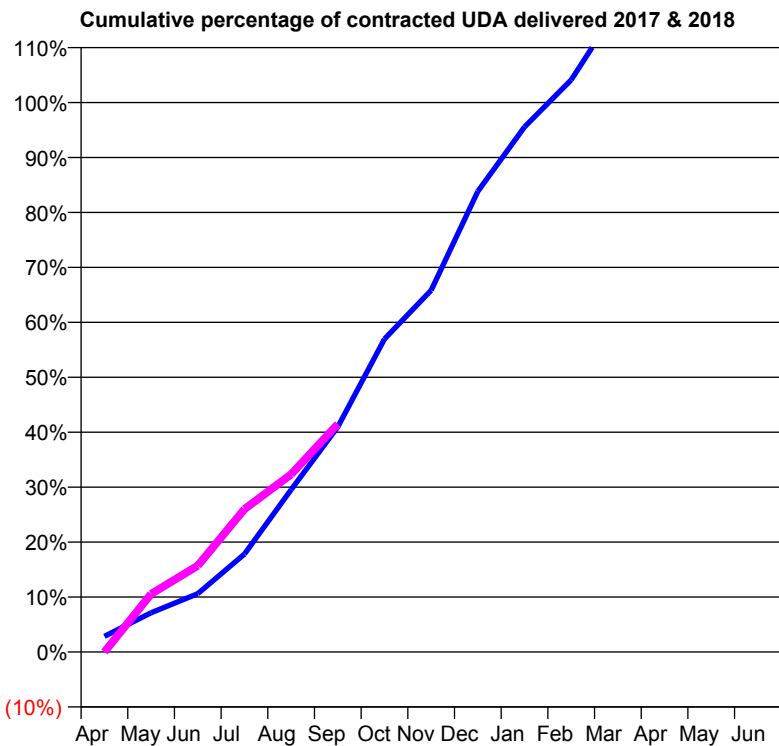
17/18 Contracted general activity (UDA)	350
Carry forward general activity (UDA)	0
17/18 Contracted orthodontic activity (UOA)	0
Carry forward orthodontic activity (UOA)	0
Baseline contract value	£101,859.36

ACCESS*

Patients seen in 24 months	Total	Change since previous quarter
Quarter ending September 2016	181	
Quarter ending December 2016	186	↑
Quarter ending March 2017	188	→
Quarter ending June 2017	186	↓
Quarter ending September 2017	168	↓
Variance since September 2016	(7.2%)	↓



ACTIVITY



Month	Adjusted Scheduled Activity (UDA)	
	2017	2018
April	10	0
May	25	37
June	37	55
July	62	91
August	103	113
September	143	145
October	199	
November	230	
December	293	
January	334	
February	364	
March	410	
April	433	
May	438	
June	440	

QUALITY

	Quantity	Base Number	Contract	AT	Region	England
% of FP17s for the same patient ID Re-attending within 3 months - Children	6	106	5.7%	9.7%	12.8%	11.9%
% of FP17s for the same patient ID Re-attending within 3 months - Adults	1	14	7.1%	14.4%	16.5%	15.9%
% of FP17s for the same patient ID Re-attending between 3 & 9 months - Children	40	106	37.7%	58.9%	59.7%	58.1%
% of FP17s for the same patient ID Re-attending between 3 & 9 months - Adults	6	14	42.9%	52.9%	53.0%	50.6%
% of FP17s for Band 1 Urgent Courses	1	102	1.0%	7.7%	9.2%	9.1%
% of FP17s Relating to Free Repair or Replacements	0	102	0.0%	1.1%	1.0%	0.8%
% of FP17s Relating to Continuations	0	102	0.0%	1.3%	1.2%	1.1%
% of Patients satisfied with the dentistry they have received	0	0	N/A	92.7%	91.6%	91.4%
% of Patients satisfied with the time they had to wait for an appointment	0	0	N/A	88.3%	88.1%	87.7%

* This is based on patients treated on this contract for their most recent course of treatment. Figures in italics indicate the base number of FP17s or Patient Questionnaire responses are less than 100. N/A is shown where the base number of responses is less than 10 during the period. % is calculated as Quantity/Base number*100

Q51 - Vital Signs At a Glance Contract Report for 181196/0020 - September 2017

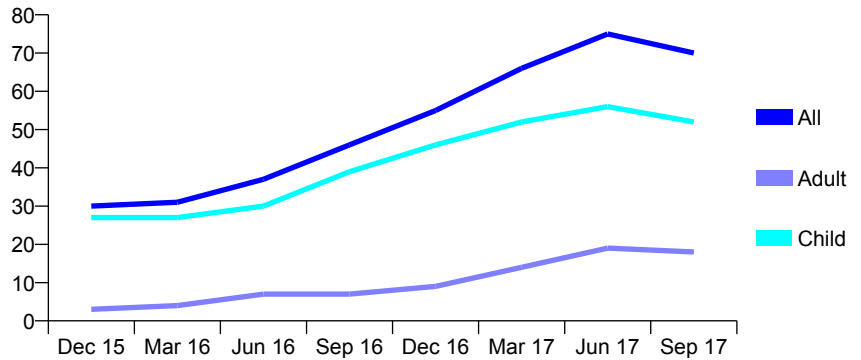
Name or company name	Rotherham NHS Foundation Trust
Contract type name	PDS Contract
Purpose of contract	General
Contract start date	01/04/2011
Contract end date	30/09/2018

17/18 Contracted general activity (UDA)	150
Carry forward general activity (UDA)	0
17/18 Contracted orthodontic activity (UOA)	0
Carry forward orthodontic activity (UOA)	0
Baseline contract value	£43,654.02

ACCESS*

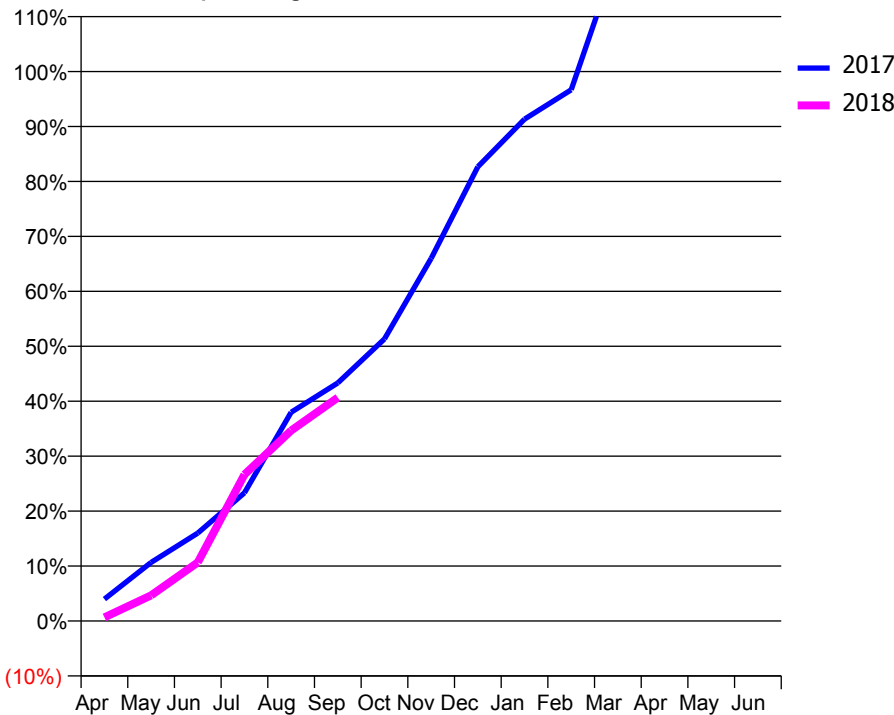
Patients seen in 24 months	Total	Change since previous quarter
Quarter ending September 2016	46	
Quarter ending December 2016	55	↑
Quarter ending March 2017	66	↑
Quarter ending June 2017	75	↑
Quarter ending September 2017	70	↓
Variance since September 2016	52.2%	↑

Access trend analysis



ACTIVITY

Cumulative percentage of contracted UDA delivered 2017 & 2018



Month	Adjusted Scheduled Activity (UDA)	
	2017	2018
April	6	1
May	16	7
June	24	16
July	35	40
August	57	52
September	65	61
October	77	
November	99	
December	124	
January	137	
February	145	
March	182	
April	185	
May	186	
June	186	

QUALITY

	Quantity	Base Number	Contract	AT	Region	England
% of FP17s for the same patient ID Re-attending within 3 months - Children	1	29	3.4%	9.7%	12.8%	11.9%
% of FP17s for the same patient ID Re-attending within 3 months - Adults	1	12	8.3%	14.4%	16.5%	15.9%
% of FP17s for the same patient ID Re-attending between 3 & 9 months - Children	7	29	24.1%	58.9%	59.7%	58.1%
% of FP17s for the same patient ID Re-attending between 3 & 9 months - Adults	4	12	33.3%	52.9%	53.0%	50.6%
% of FP17s for Band 1 Urgent Courses	0	37	0.0%	7.7%	9.2%	9.1%
% of FP17s Relating to Free Repair or Replacements	0	37	0.0%	1.1%	1.0%	0.8%
% of FP17s Relating to Continuations	0	37	0.0%	1.3%	1.2%	1.1%
% of Patients satisfied with the dentistry they have received	0	0	N/A	92.7%	91.6%	91.4%
% of Patients satisfied with the time they had to wait for an appointment	0	0	N/A	88.3%	88.1%	87.7%

* This is based on patients treated on this contract for their most recent course of treatment. Figures in italics indicate the base number of FP17s or Patient Questionnaire responses are less than 100. N/A is shown where the base number of responses is less than 10 during the period. % is calculated as Quantity/Base number*100

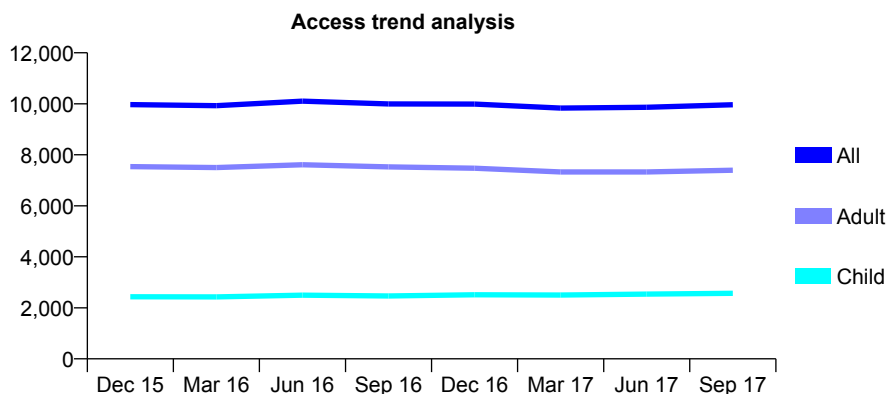
Q51 - Vital Signs At a Glance Contract Report for 181943/0001 - September 2017

Name or company name	Brinsworth Lane Dental Care
Contract type name	GDS Contract
Purpose of contract	General
Contract start date	03/05/2011
Contract end date	

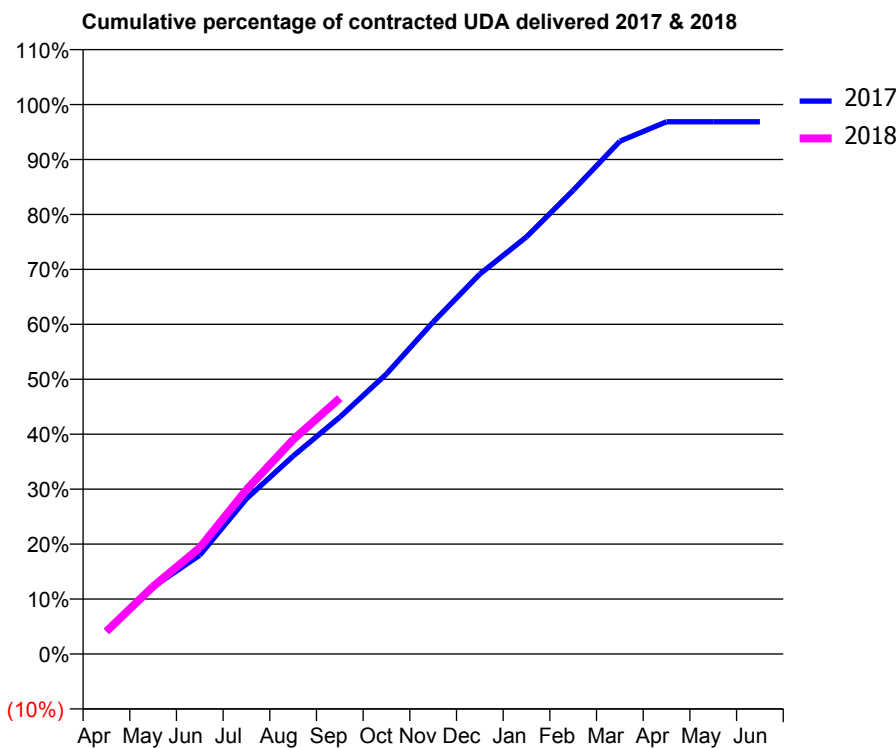
17/18 Contracted general activity (UDA)	25,564
Carry forward general activity (UDA)	0
17/18 Contracted orthodontic activity (UOA)	0
Carry forward orthodontic activity (UOA)	0
Baseline contract value	£815,446.70

ACCESS*

Patients seen in 24 months	Total	Change since previous quarter
Quarter ending September 2016	9,993	
Quarter ending December 2016	9,990	→
Quarter ending March 2017	9,833	↓
Quarter ending June 2017	9,865	→
Quarter ending September 2017	9,964	→
Variance since September 2016	(0.3%)	→



ACTIVITY



Month	Adjusted Scheduled Activity (UDA)	
	2017	2018
April	1,054	1,050
May	3,123	3,145
June	4,603	4,946
July	7,223	7,647
August	9,210	9,975
September	11,020	11,902
October	13,030	
November	15,441	
December	17,674	
January	19,407	
February	21,570	
March	23,854	
April	24,763	
May	24,764	
June	24,764	

QUALITY

	Quantity	Base Number	Contract	AT	Region	England
% of FP17s for the same patient ID Re-attending within 3 months - Children	104	1,833	5.7%	9.7%	12.8%	11.9%
% of FP17s for the same patient ID Re-attending within 3 months - Adults	457	4,831	9.5%	14.4%	16.5%	15.9%
% of FP17s for the same patient ID Re-attending between 3 & 9 months - Children	974	1,833	53.1%	58.9%	59.7%	58.1%
% of FP17s for the same patient ID Re-attending between 3 & 9 months - Adults	2,394	4,831	49.6%	52.9%	53.0%	50.6%
% of FP17s for Band 1 Urgent Courses	251	6,252	4.0%	7.7%	9.2%	9.1%
% of FP17s Relating to Free Repair or Replacements	51	6,252	0.8%	1.1%	1.0%	0.8%
% of FP17s Relating to Continuations	109	6,252	1.7%	1.3%	1.2%	1.1%
% of Patients satisfied with the dentistry they have received	16	16	100.0%	92.7%	91.6%	91.4%
% of Patients satisfied with the time they had to wait for an appointment	14	16	87.5%	88.3%	88.1%	87.7%

* This is based on patients treated on this contract for their most recent course of treatment. Figures in italics indicate the base number of FP17s or Patient Questionnaire responses are less than 100. N/A is shown where the base number of responses is less than 10 during the period. % is calculated as Quantity/Base number*100

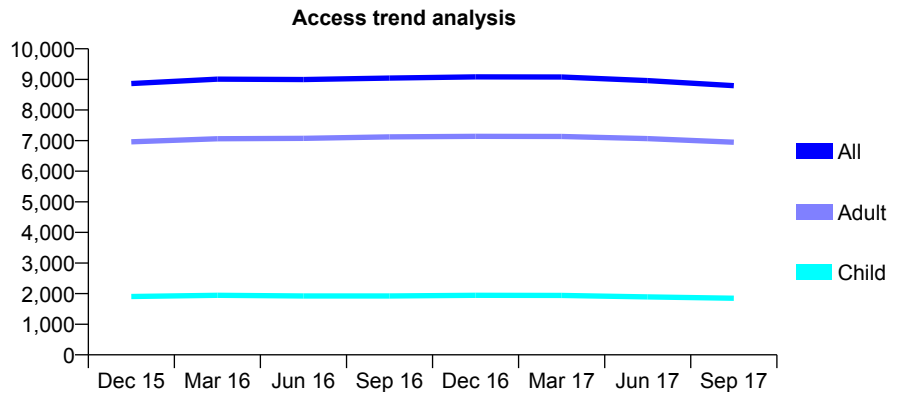
Q51 - Vital Signs At a Glance Contract Report for 182370/0001 - September 2017

Name or company name	Dental Directions
Contract type name	GDS Contract
Purpose of contract	General
Contract start date	01/04/2006
Contract end date	

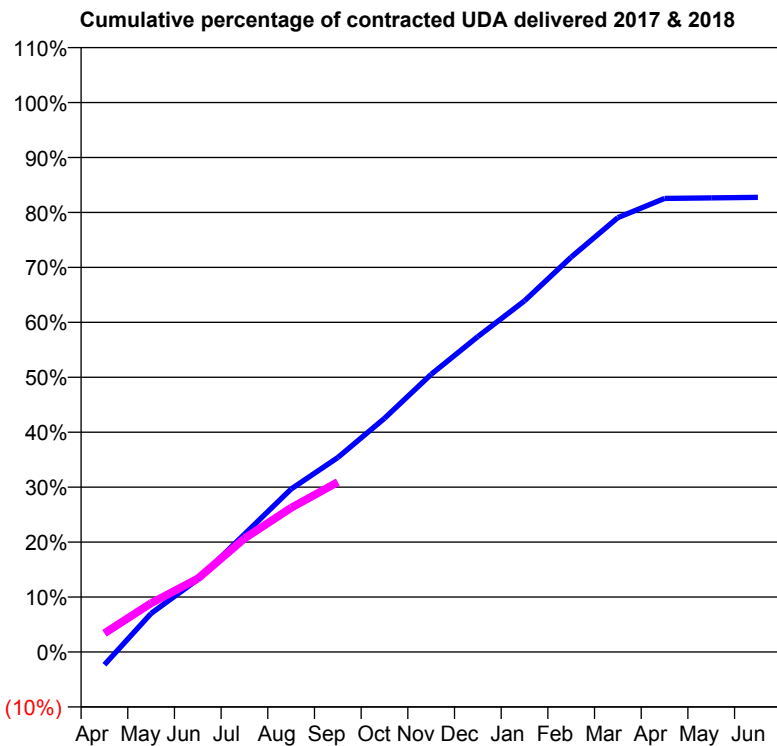
17/18 Contracted general activity (UDA)	27,296
Carry forward general activity (UDA)	0
17/18 Contracted orthodontic activity (UOA)	0
Carry forward orthodontic activity (UOA)	0
Baseline contract value	£877,436.04

ACCESS*

Patients seen in 24 months	Total	Change since previous quarter
Quarter ending September 2016	9,044	
Quarter ending December 2016	9,082	→
Quarter ending March 2017	9,077	→
Quarter ending June 2017	8,960	↓
Quarter ending September 2017	8,797	↓
Variance since September 2016	(2.7%)	↓



ACTIVITY



Month	Adjusted Scheduled Activity (UDA)	
	2017	2018
April	-637	929
May	1,917	2,430
June	3,609	3,647
July	5,855	5,641
August	8,096	7,161
September	9,664	8,445
October	11,609	
November	13,796	
December	15,671	
January	17,443	
February	19,615	
March	21,575	
April	22,534	
May	22,560	
June	22,582	

QUALITY

	Quantity	Base Number	Contract	AT	Region	England
% of FP17s for the same patient ID Re-attending within 3 months - Children	70	1,161	6.0%	9.7%	12.8%	11.9%
% of FP17s for the same patient ID Re-attending within 3 months - Adults	500	4,101	12.2%	14.4%	16.5%	15.9%
% of FP17s for the same patient ID Re-attending between 3 & 9 months - Children	685	1,161	59.0%	58.9%	59.7%	58.1%
% of FP17s for the same patient ID Re-attending between 3 & 9 months - Adults	2,350	4,101	57.3%	52.9%	53.0%	50.6%
% of FP17s for Band 1 Urgent Courses	272	4,724	5.8%	7.7%	9.2%	9.1%
% of FP17s Relating to Free Repair or Replacements	23	4,724	0.5%	1.1%	1.0%	0.8%
% of FP17s Relating to Continuations	28	4,724	0.6%	1.3%	1.2%	1.1%
% of Patients satisfied with the dentistry they have received	16	16	100.0%	92.7%	91.6%	91.4%
% of Patients satisfied with the time they had to wait for an appointment	16	16	100.0%	88.3%	88.1%	87.7%

* This is based on patients treated on this contract for their most recent course of treatment. Figures in italics indicate the base number of FP17s or Patient Questionnaire responses are less than 100. N/A is shown where the base number of responses is less than 10 during the period. % is calculated as Quantity/Base number*100

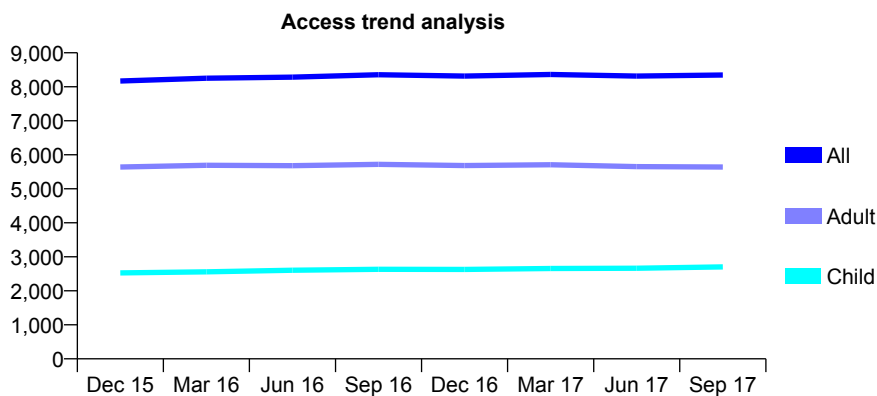
Q51 - Vital Signs At a Glance Contract Report for 182370/0002 - September 2017

Name or company name	Dental Directions
Contract type name	GDS Contract
Purpose of contract	General
Contract start date	01/04/2006
Contract end date	

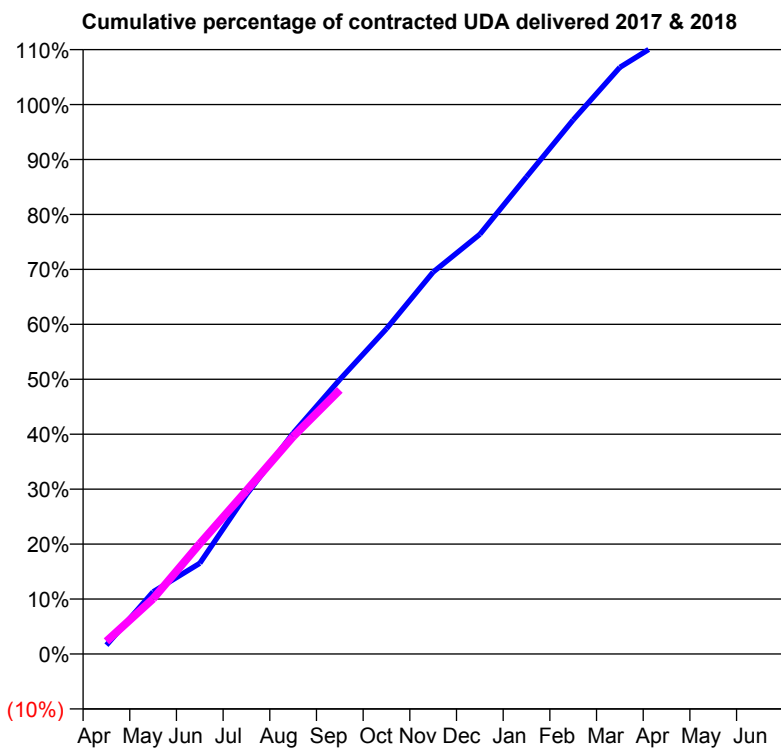
17/18 Contracted general activity (UDA)	17,789
Carry forward general activity (UDA)	0
17/18 Contracted orthodontic activity (UOA)	0
Carry forward orthodontic activity (UOA)	0
Baseline contract value	£571,380.24

ACCESS*

Patients seen in 24 months	Total	Change since previous quarter
Quarter ending September 2016	8,353	
Quarter ending December 2016	8,316	→
Quarter ending March 2017	8,363	→
Quarter ending June 2017	8,316	→
Quarter ending September 2017	8,346	→
Variance since September 2016	(0.1%)	→



ACTIVITY



Month	Adjusted Scheduled Activity (UDA)	
	2017	2018
April	288	411
May	2,014	1,788
June	2,939	3,573
July	5,160	5,289
August	7,152	7,039
September	8,886	8,550
October	10,530	
November	12,367	
December	13,589	
January	15,448	
February	17,290	
March	18,993	
April	19,928	
May	19,968	
June	19,983	

QUALITY

	Quantity	Base Number	Contract	AT	Region	England
% of FP17s for the same patient ID Re-attending within 3 months - Children	117	1,680	7.0%	9.7%	12.8%	11.9%
% of FP17s for the same patient ID Re-attending within 3 months - Adults	455	3,326	13.7%	14.4%	16.5%	15.9%
% of FP17s for the same patient ID Re-attending between 3 & 9 months - Children	807	1,680	48.0%	58.9%	59.7%	58.1%
% of FP17s for the same patient ID Re-attending between 3 & 9 months - Adults	1,637	3,326	49.2%	52.9%	53.0%	50.6%
% of FP17s for Band 1 Urgent Courses	133	3,968	3.4%	7.7%	9.2%	9.1%
% of FP17s Relating to Free Repair or Replacements	59	3,968	1.5%	1.1%	1.0%	0.8%
% of FP17s Relating to Continuations	40	3,968	1.0%	1.3%	1.2%	1.1%
% of Patients satisfied with the dentistry they have received	10	12	83.3%	92.7%	91.6%	91.4%
% of Patients satisfied with the time they had to wait for an appointment	10	12	83.3%	88.3%	88.1%	87.7%

* This is based on patients treated on this contract for their most recent course of treatment. Figures in italics indicate the base number of FP17s or Patient Questionnaire responses are less than 100. N/A is shown where the base number of responses is less than 10 during the period. % is calculated as Quantity/Base number*100

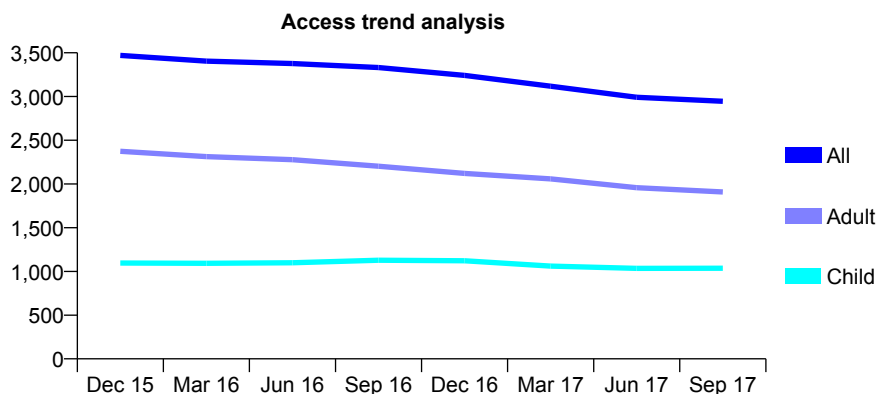
Q51 - Vital Signs At a Glance Contract Report for 186961/0001 - September 2017

Name or company name	Dalton Care Contract Limited Partnership
Contract type name	GDS Contract
Purpose of contract	General
Contract start date	01/09/2010
Contract end date	

17/18 Contracted general activity (UDA)	8,000
Carry forward general activity (UDA)	0
17/18 Contracted orthodontic activity (UOA)	0
Carry forward orthodontic activity (UOA)	0
Baseline contract value	£253,645.58

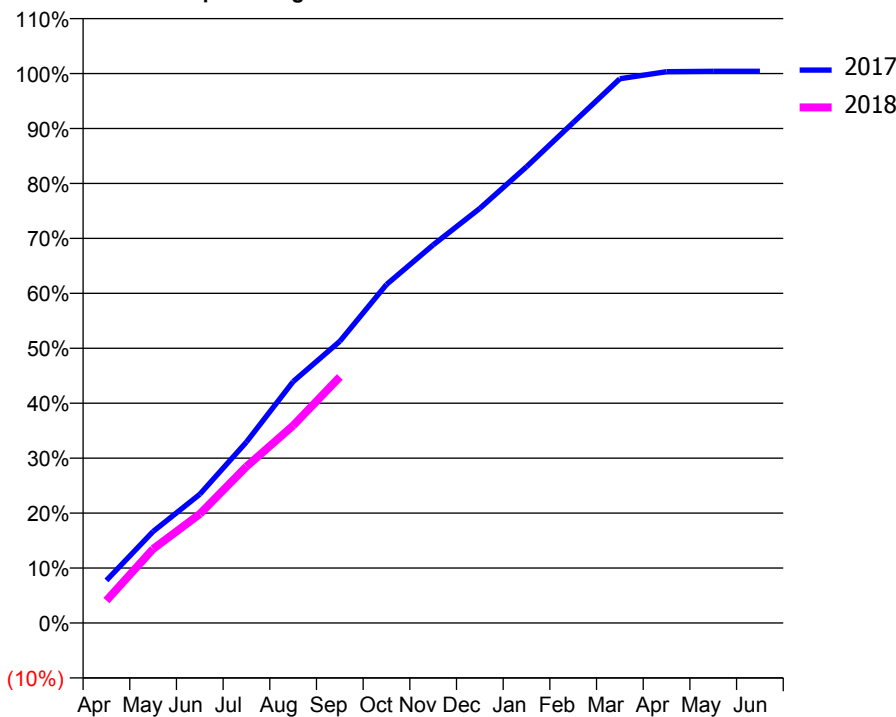
ACCESS*

Patients seen in 24 months	Total	Change since previous quarter
Quarter ending September 2016	3,331	
Quarter ending December 2016	3,242	↓
Quarter ending March 2017	3,118	↓
Quarter ending June 2017	2,992	↓
Quarter ending September 2017	2,945	↓
Variance since September 2016	(11.6%)	↓



ACTIVITY

Cumulative percentage of contracted UDA delivered 2017 & 2018



Adjusted Scheduled Activity (UDA)

Month	2017	2018
April	619	327
May	1,333	1,079
June	1,874	1,588
July	2,635	2,279
August	3,514	2,875
September	4,100	3,582
October	4,928	
November	5,504	
December	6,037	
January	6,642	
February	7,285	
March	7,923	
April	8,026	
May	8,032	
June	8,032	

QUALITY

	Quantity	Base Number	Contract	AT	Region	England
% of FP17s for the same patient ID Re-attending within 3 months - Children	67	711	9.4%	9.7%	12.8%	11.9%
% of FP17s for the same patient ID Re-attending within 3 months - Adults	115	951	12.1%	14.4%	16.5%	15.9%
% of FP17s for the same patient ID Re-attending between 3 & 9 months - Children	388	711	54.6%	58.9%	59.7%	58.1%
% of FP17s for the same patient ID Re-attending between 3 & 9 months - Adults	454	951	47.7%	52.9%	53.0%	50.6%
% of FP17s for Band 1 Urgent Courses	37	1,622	2.3%	7.7%	9.2%	9.1%
% of FP17s Relating to Free Repair or Replacements	0	1,622	0.0%	1.1%	1.0%	0.8%
% of FP17s Relating to Continuations	29	1,622	1.8%	1.3%	1.2%	1.1%
% of Patients satisfied with the dentistry they have received	5	6	N/A	92.7%	91.6%	91.4%
% of Patients satisfied with the time they had to wait for an appointment	5	6	N/A	88.3%	88.1%	87.7%

* This is based on patients treated on this contract for their most recent course of treatment. Figures in italics indicate the base number of FP17s or Patient Questionnaire responses are less than 100. N/A is shown where the base number of responses is less than 10 during the period. % is calculated as Quantity/Base number*100

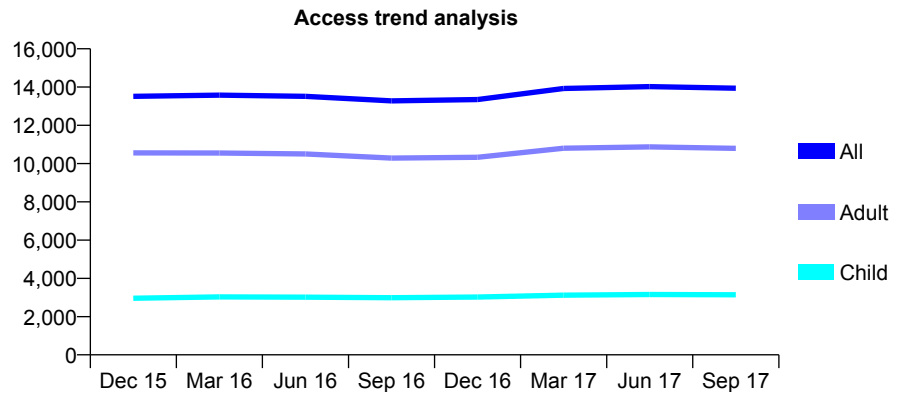
Q51 - Vital Signs At a Glance Contract Report for 190888/0002 - September 2017

Name or company name	Retford Dental Care
Contract type name	GDS Contract
Purpose of contract	General
Contract start date	01/04/2012
Contract end date	

17/18 Contracted general activity (UDA)	35,365
Carry forward general activity (UDA)	0
17/18 Contracted orthodontic activity (UOA)	0
Carry forward orthodontic activity (UOA)	0
Baseline contract value	£1,019,843.13

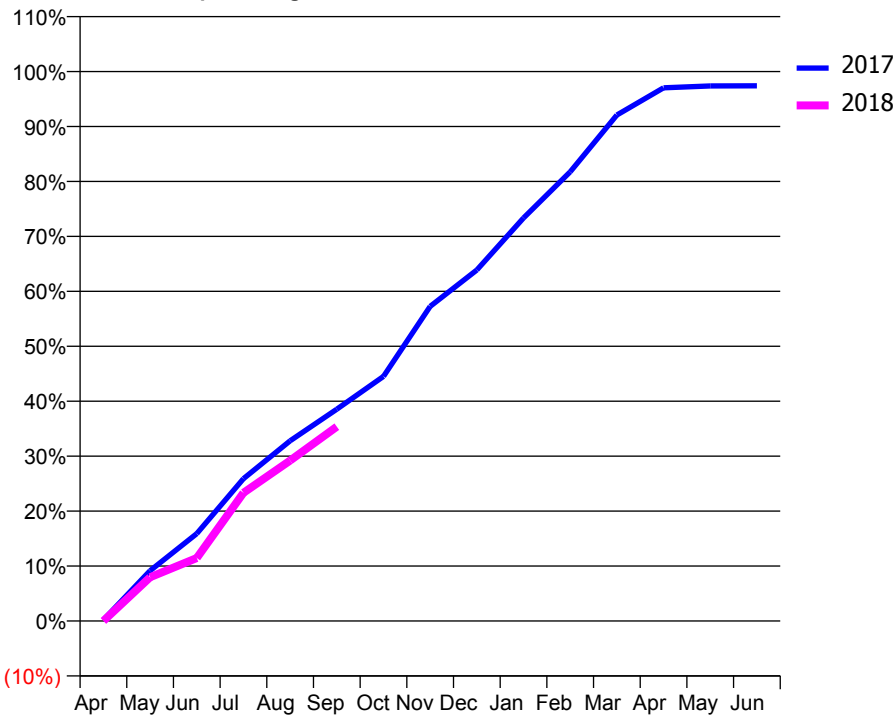
ACCESS*

Patients seen in 24 months	Total	Change since previous quarter
Quarter ending September 2016	13,277	
Quarter ending December 2016	13,348	→
Quarter ending March 2017	13,923	↑
Quarter ending June 2017	14,026	→
Quarter ending September 2017	13,937	→
Variance since September 2016	5.0%	↑



ACTIVITY

Cumulative percentage of contracted UDA delivered 2017 & 2018



Month	Adjusted Scheduled Activity (UDA)	
	2017	2018
April	71	0
May	3,240	2,821
June	5,627	4,059
July	9,158	8,248
August	11,599	10,327
September	13,635	12,511
October	15,744	
November	20,253	
December	22,592	
January	25,941	
February	28,909	
March	32,564	
April	34,316	
May	34,436	
June	34,446	

QUALITY

	Quantity	Base Number	Contract	AT	Region	England
% of FP17s for the same patient ID Re-attending within 3 months - Children	67	1,903	3.5%	9.7%	12.8%	11.9%
% of FP17s for the same patient ID Re-attending within 3 months - Adults	729	6,418	11.4%	14.4%	16.5%	15.9%
% of FP17s for the same patient ID Re-attending between 3 & 9 months - Children	1,124	1,903	59.1%	58.9%	59.7%	58.1%
% of FP17s for the same patient ID Re-attending between 3 & 9 months - Adults	3,379	6,418	52.6%	52.9%	53.0%	50.6%
% of FP17s for Band 1 Urgent Courses	423	6,601	6.4%	7.7%	9.2%	9.1%
% of FP17s Relating to Free Repair or Replacements	131	6,601	2.0%	1.1%	1.0%	0.8%
% of FP17s Relating to Continuations	54	6,601	0.8%	1.3%	1.2%	1.1%
% of Patients satisfied with the dentistry they have received	28	29	96.6%	92.7%	91.6%	91.4%
% of Patients satisfied with the time they had to wait for an appointment	26	29	89.7%	88.3%	88.1%	87.7%

* This is based on patients treated on this contract for their most recent course of treatment. Figures in italics indicate the base number of FP17s or Patient Questionnaire responses are less than 100. N/A is shown where the base number of responses is less than 10 during the period. % is calculated as Quantity/Base number*100

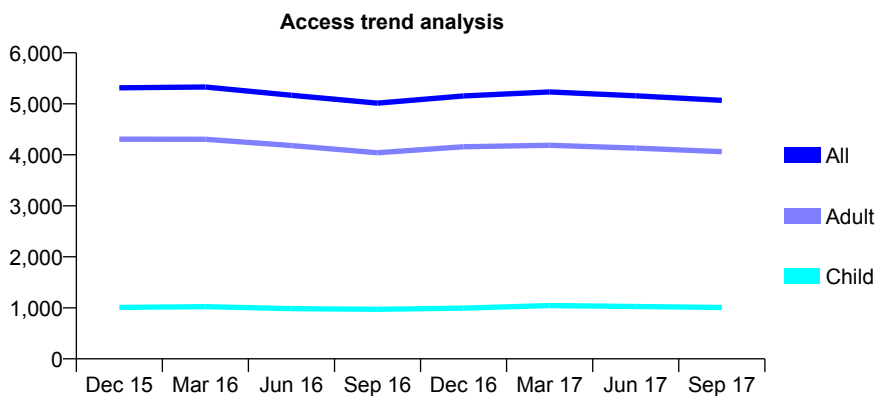
Q51 - Vital Signs At a Glance Contract Report for 191000/0001 - September 2017

Name or company name	Warren House Dental Practice
Contract type name	GDS Contract
Purpose of contract	General
Contract start date	01/05/2013
Contract end date	

17/18 Contracted general activity (UDA)	19,974
Carry forward general activity (UDA)	0
17/18 Contracted orthodontic activity (UOA)	0
Carry forward orthodontic activity (UOA)	0
Baseline contract value	£560,084.40

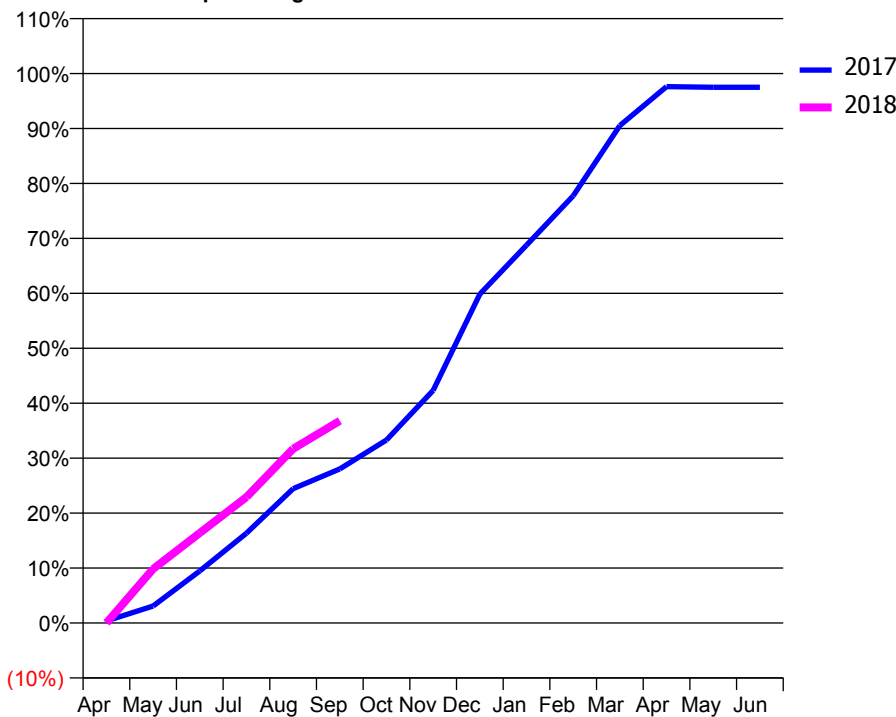
ACCESS*

Patients seen in 24 months	Total	Change since previous quarter
Quarter ending September 2016	5,013	
Quarter ending December 2016	5,153	↑
Quarter ending March 2017	5,232	→
Quarter ending June 2017	5,157	↓
Quarter ending September 2017	5,069	↓
Variance since September 2016	1.1%	→



ACTIVITY

Cumulative percentage of contracted UDA delivered 2017 & 2018



Month	Adjusted Scheduled Activity (UDA)	
	2017	2018
April	74	0
May	618	1,964
June	1,892	3,276
July	3,265	4,579
August	4,882	6,333
September	5,599	7,353
October	6,651	
November	8,456	
December	11,958	
January	13,733	
February	15,526	
March	18,081	
April	19,497	
May	19,471	
June	19,472	

QUALITY

	Quantity	Base Number	Contract	AT	Region	England
% of FP17s for the same patient ID Re-attending within 3 months - Children	81	754	10.7%	9.7%	12.8%	11.9%
% of FP17s for the same patient ID Re-attending within 3 months - Adults	511	2,748	18.6%	14.4%	16.5%	15.9%
% of FP17s for the same patient ID Re-attending between 3 & 9 months - Children	456	754	60.5%	58.9%	59.7%	58.1%
% of FP17s for the same patient ID Re-attending between 3 & 9 months - Adults	1,514	2,748	55.1%	52.9%	53.0%	50.6%
% of FP17s for Band 1 Urgent Courses	304	3,132	9.7%	7.7%	9.2%	9.1%
% of FP17s Relating to Free Repair or Replacements	87	3,132	2.8%	1.1%	1.0%	0.8%
% of FP17s Relating to Continuations	27	3,132	0.9%	1.3%	1.2%	1.1%
% of Patients satisfied with the dentistry they have received	13	14	92.9%	92.7%	91.6%	91.4%
% of Patients satisfied with the time they had to wait for an appointment	10	14	71.4%	88.3%	88.1%	87.7%

* This is based on patients treated on this contract for their most recent course of treatment. Figures in italics indicate the base number of FP17s or Patient Questionnaire responses are less than 100. N/A is shown where the base number of responses is less than 10 during the period. % is calculated as Quantity/Base number*100

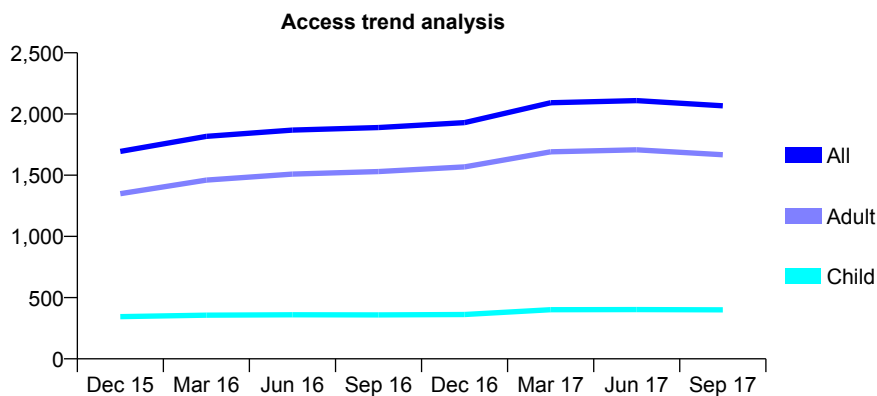
Q51 - Vital Signs At a Glance Contract Report for 192643/0001 - September 2017

Name or company name	Abbeydale Dental Care
Contract type name	GDS Contract
Purpose of contract	General
Contract start date	01/12/2013
Contract end date	

17/18 Contracted general activity (UDA)	6,699
Carry forward general activity (UDA)	0
17/18 Contracted orthodontic activity (UOA)	0
Carry forward orthodontic activity (UOA)	0
Baseline contract value	£222,155.79

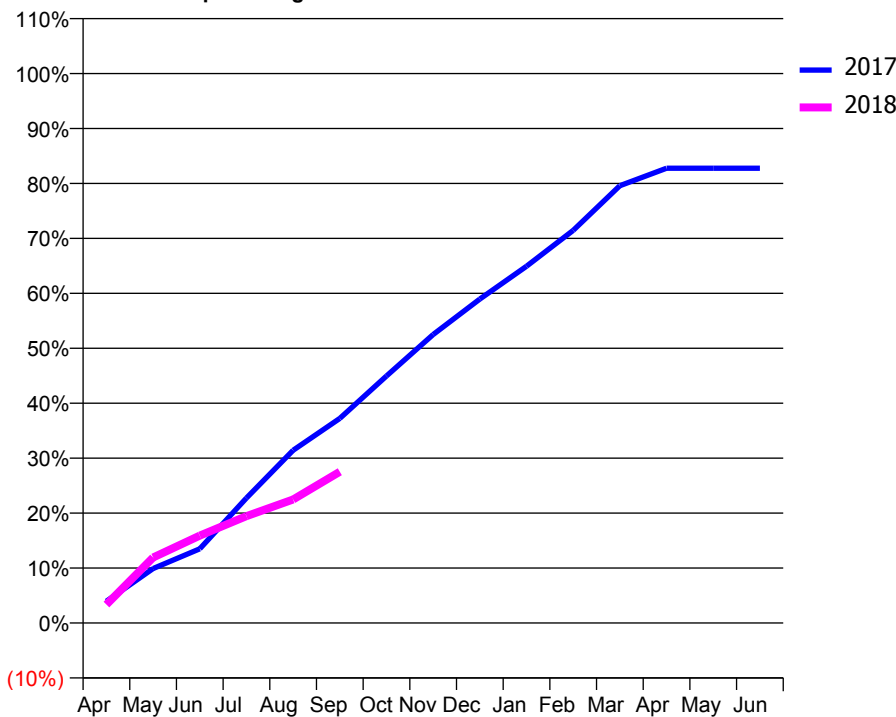
ACCESS*

Patients seen in 24 months	Total	Change since previous quarter
Quarter ending September 2016	1,889	
Quarter ending December 2016	1,930	↑
Quarter ending March 2017	2,092	↑
Quarter ending June 2017	2,109	→
Quarter ending September 2017	2,067	↓
Variance since September 2016	9.4%	↑



ACTIVITY

Cumulative percentage of contracted UDA delivered 2017 & 2018



Month	Adjusted Scheduled Activity (UDA)	
	2017	2018
April	265	225
May	665	798
June	905	1,066
July	1,524	1,303
August	2,107	1,506
September	2,494	1,845
October	3,012	
November	3,518	
December	3,949	
January	4,349	
February	4,786	
March	5,332	
April	5,544	
May	5,544	
June	5,544	

QUALITY

	Quantity	Base Number	Contract	AT	Region	England
% of FP17s for the same patient ID Re-attending within 3 months - Children	36	240	15.0%	9.7%	12.8%	11.9%
% of FP17s for the same patient ID Re-attending within 3 months - Adults	133	829	16.0%	14.4%	16.5%	15.9%
% of FP17s for the same patient ID Re-attending between 3 & 9 months - Children	147	240	61.3%	58.9%	59.7%	58.1%
% of FP17s for the same patient ID Re-attending between 3 & 9 months - Adults	408	829	49.2%	52.9%	53.0%	50.6%
% of FP17s for Band 1 Urgent Courses	59	963	6.1%	7.7%	9.2%	9.1%
% of FP17s Relating to Free Repair or Replacements	19	963	2.0%	1.1%	1.0%	0.8%
% of FP17s Relating to Continuations	3	963	0.3%	1.3%	1.2%	1.1%
% of Patients satisfied with the dentistry they have received	5	5	N/A	92.7%	91.6%	91.4%
% of Patients satisfied with the time they had to wait for an appointment	5	5	N/A	88.3%	88.1%	87.7%

* This is based on patients treated on this contract for their most recent course of treatment. Figures in italics indicate the base number of FP17s or Patient Questionnaire responses are less than 100. N/A is shown where the base number of responses is less than 10 during the period. % is calculated as Quantity/Base number*100

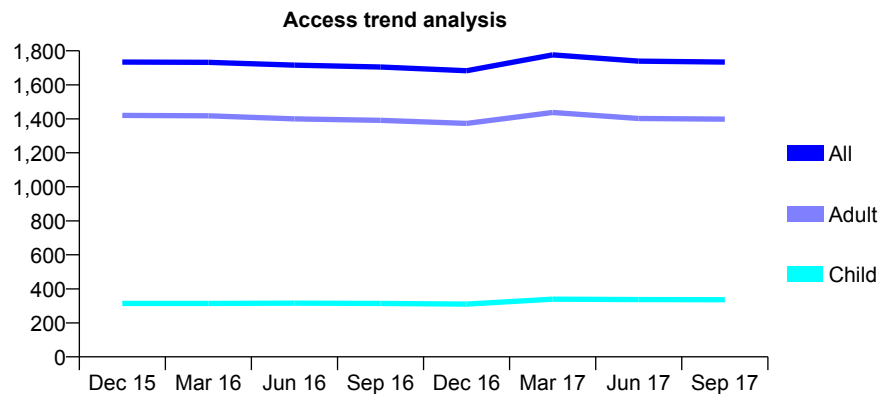
Q51 - Vital Signs At a Glance Contract Report for 193348/0001 - September 2017

Name or company name	Devonshire Quarter Dental Practice
Contract type name	GDS Contract
Purpose of contract	General
Contract start date	01/03/2012
Contract end date	

17/18 Contracted general activity (UDA)	5,177
Carry forward general activity (UDA)	0
17/18 Contracted orthodontic activity (UOA)	0
Carry forward orthodontic activity (UOA)	0
Baseline contract value	£164,074.95

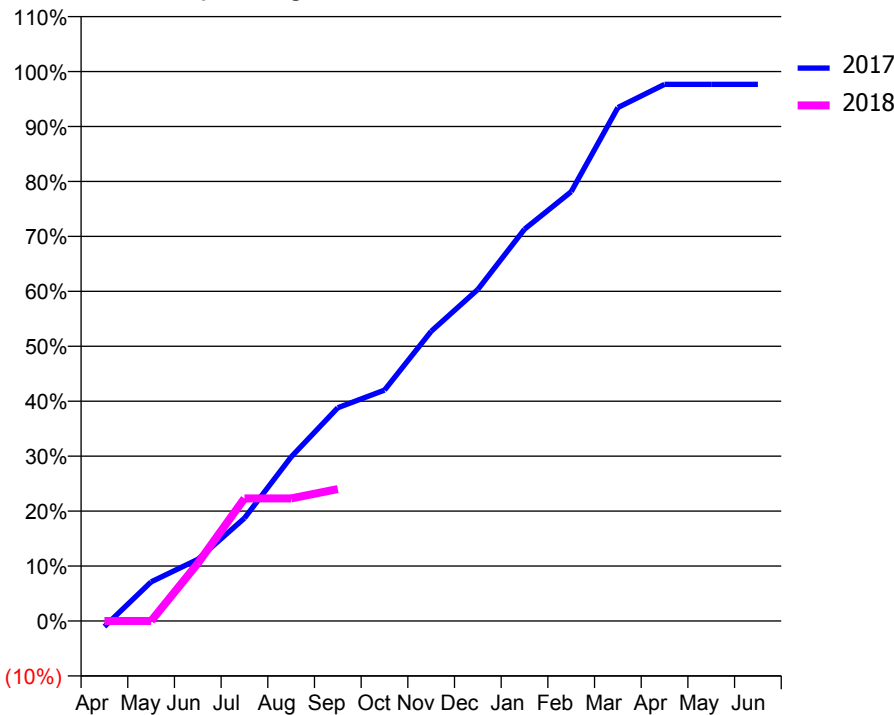
ACCESS*

Patients seen in 24 months	Total	Change since previous quarter
Quarter ending September 2016	1,705	
Quarter ending December 2016	1,683	↓
Quarter ending March 2017	1,776	↑
Quarter ending June 2017	1,739	↓
Quarter ending September 2017	1,734	→
Variance since September 2016	1.7%	→



ACTIVITY

Cumulative percentage of contracted UDA delivered 2017 & 2018



Month	Adjusted Scheduled Activity (UDA)	
	2017	2018
April	-53	0
May	369	0
June	581	543
July	969	1,155
August	1,546	1,155
September	2,009	1,243
October	2,176	
November	2,730	
December	3,124	
January	3,692	
February	4,045	
March	4,837	
April	5,057	
May	5,057	
June	5,057	

QUALITY

	Quantity	Base Number	Contract	AT	Region	England
% of FP17s for the same patient ID Re-attending within 3 months - Children	28	222	12.6%	9.7%	12.8%	11.9%
% of FP17s for the same patient ID Re-attending within 3 months - Adults	138	823	16.8%	14.4%	16.5%	15.9%
% of FP17s for the same patient ID Re-attending between 3 & 9 months - Children	162	222	73.0%	58.9%	59.7%	58.1%
% of FP17s for the same patient ID Re-attending between 3 & 9 months - Adults	586	823	71.2%	52.9%	53.0%	50.6%
% of FP17s for Band 1 Urgent Courses	60	929	6.5%	7.7%	9.2%	9.1%
% of FP17s Relating to Free Repair or Replacements	14	929	1.5%	1.1%	1.0%	0.8%
% of FP17s Relating to Continuations	7	929	0.8%	1.3%	1.2%	1.1%
% of Patients satisfied with the dentistry they have received	3	3	N/A	92.7%	91.6%	91.4%
% of Patients satisfied with the time they had to wait for an appointment	3	3	N/A	88.3%	88.1%	87.7%

* This is based on patients treated on this contract for their most recent course of treatment. Figures in italics indicate the base number of FP17s or Patient Questionnaire responses are less than 100. N/A is shown where the base number of responses is less than 10 during the period. % is calculated as Quantity/Base number*100

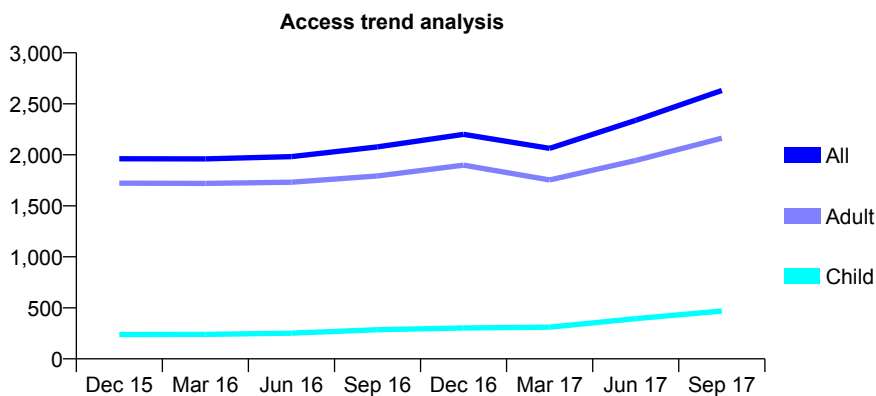
Q51 - Vital Signs At a Glance Contract Report for 194263/0001 - September 2017

Name or company name	R M Denton Ltd
Contract type name	GDS Contract
Purpose of contract	General
Contract start date	01/01/2012
Contract end date	

17/18 Contracted general activity (UDA)	7,200
Carry forward general activity (UDA)	0
17/18 Contracted orthodontic activity (UOA)	0
Carry forward orthodontic activity (UOA)	0
Baseline contract value	£206,104.86

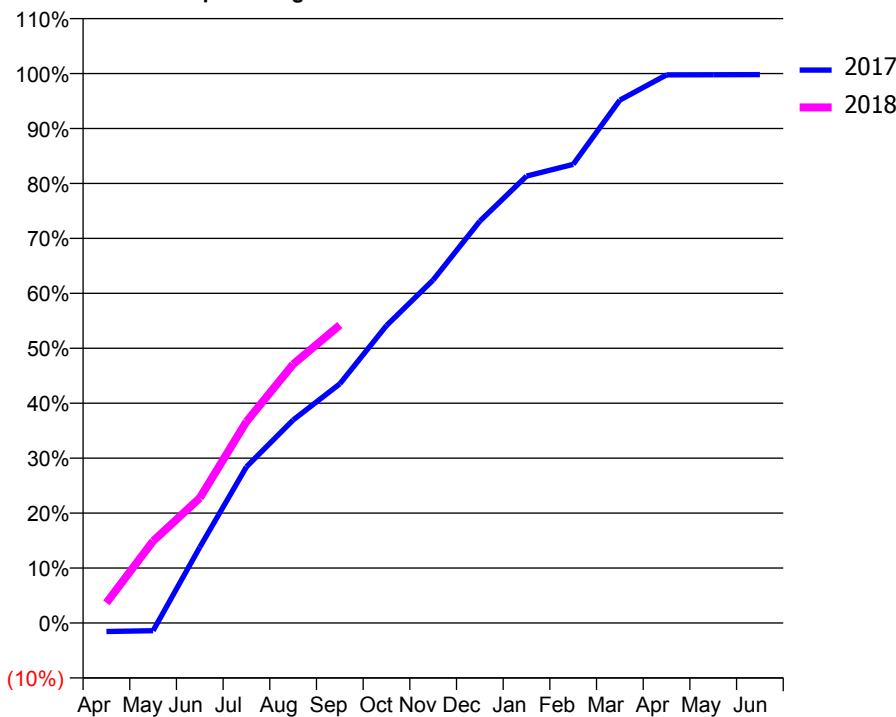
ACCESS*

Patients seen in 24 months	Total	Change since previous quarter
Quarter ending September 2016	2,078	
Quarter ending December 2016	2,201	↑
Quarter ending March 2017	2,063	↓
Quarter ending June 2017	2,338	↑
Quarter ending September 2017	2,631	↑
Variance since September 2016	26.6%	↑



ACTIVITY

Cumulative percentage of contracted UDA delivered 2017 & 2018



Adjusted Scheduled Activity (UDA)

Month	2017	2018
April	-113	264
May	-103	1,074
June	993	1,638
July	2,046	2,639
August	2,661	3,390
September	3,133	3,904
October	3,898	
November	4,495	
December	5,265	
January	5,857	
February	6,010	
March	6,851	
April	7,181	
May	7,184	
June	7,185	

QUALITY

	Quantity	Base Number	Contract	AT	Region	England
% of FP17s for the same patient ID Re-attending within 3 months - Children	29	395	7.3%	9.7%	12.8%	11.9%
% of FP17s for the same patient ID Re-attending within 3 months - Adults	163	1,702	9.6%	14.4%	16.5%	15.9%
% of FP17s for the same patient ID Re-attending between 3 & 9 months - Children	140	395	35.4%	58.9%	59.7%	58.1%
% of FP17s for the same patient ID Re-attending between 3 & 9 months - Adults	654	1,702	38.4%	52.9%	53.0%	50.6%
% of FP17s for Band 1 Urgent Courses	81	1,957	4.1%	7.7%	9.2%	9.1%
% of FP17s Relating to Free Repair or Replacements	33	1,957	1.7%	1.1%	1.0%	0.8%
% of FP17s Relating to Continuations	23	1,957	1.2%	1.3%	1.2%	1.1%
% of Patients satisfied with the dentistry they have received	11	12	91.7%	92.7%	91.6%	91.4%
% of Patients satisfied with the time they had to wait for an appointment	11	12	91.7%	88.3%	88.1%	87.7%

* This is based on patients treated on this contract for their most recent course of treatment. Figures in italics indicate the base number of FP17s or Patient Questionnaire responses are less than 100. N/A is shown where the base number of responses is less than 10 during the period. % is calculated as Quantity/Base number*100

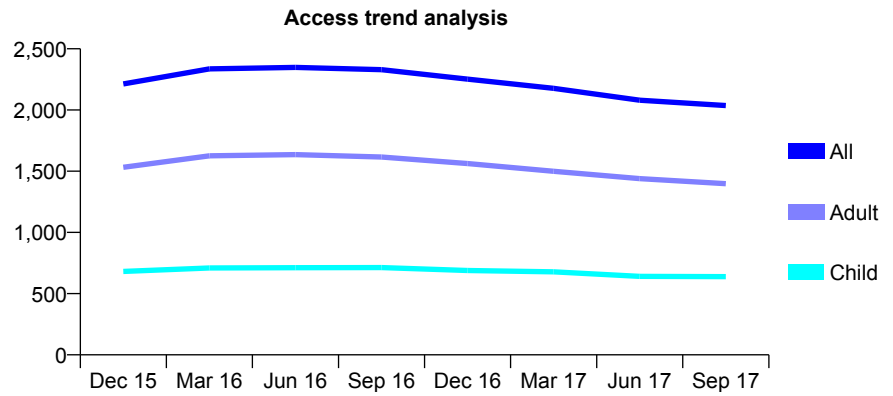
Q51 - Vital Signs At a Glance Contract Report for 196320/0001 - September 2017

Name or company name	Adrian Vasile
Contract type name	GDS Contract
Purpose of contract	General
Contract start date	01/01/2011
Contract end date	

17/18 Contracted general activity (UDA)	7,284
Carry forward general activity (UDA)	0
17/18 Contracted orthodontic activity (UOA)	0
Carry forward orthodontic activity (UOA)	0
Baseline contract value	£232,369.93

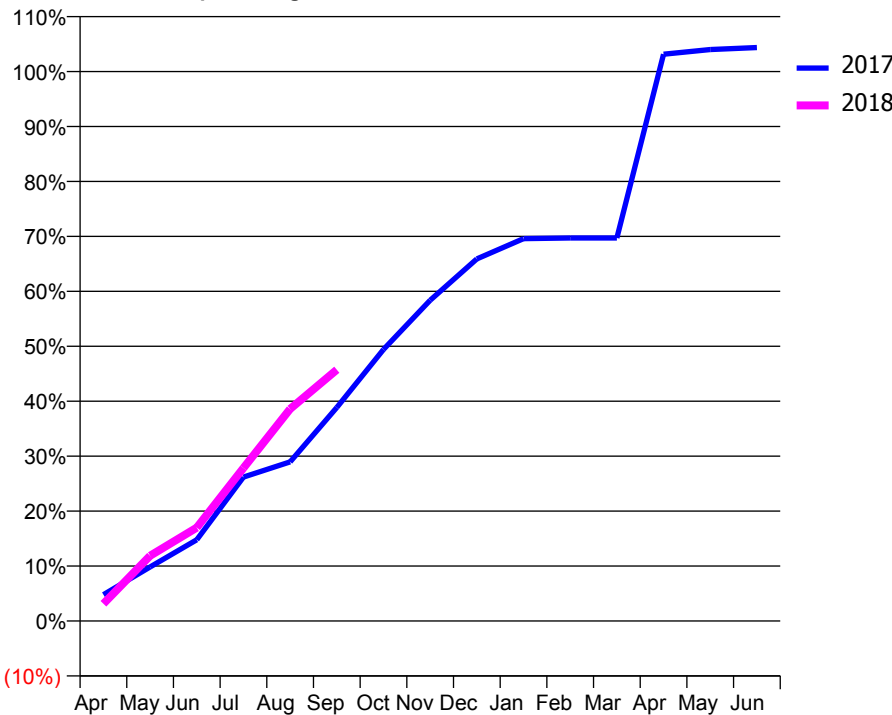
ACCESS*

Patients seen in 24 months	Total	Change since previous quarter
Quarter ending September 2016	2,329	
Quarter ending December 2016	2,252	↓
Quarter ending March 2017	2,177	↓
Quarter ending June 2017	2,080	↓
Quarter ending September 2017	2,037	↓
Variance since September 2016	(12.5%)	↓



ACTIVITY

Cumulative percentage of contracted UDA delivered 2017 & 2018



Month	Adjusted Scheduled Activity (UDA)	
	2017	2018
April	349	228
May	716	865
June	1,077	1,238
July	1,908	2,029
August	2,110	2,811
September	2,831	3,331
October	3,600	
November	4,251	
December	4,800	
January	5,069	
February	5,077	
March	5,077	
April	7,513	
May	7,574	
June	7,602	

QUALITY

	Quantity	Base Number	Contract	AT	Region	England
% of FP17s for the same patient ID Re-attending within 3 months - Children	47	613	7.7%	9.7%	12.8%	11.9%
% of FP17s for the same patient ID Re-attending within 3 months - Adults	156	1,288	12.1%	14.4%	16.5%	15.9%
% of FP17s for the same patient ID Re-attending between 3 & 9 months - Children	348	613	56.8%	58.9%	59.7%	58.1%
% of FP17s for the same patient ID Re-attending between 3 & 9 months - Adults	790	1,288	61.3%	52.9%	53.0%	50.6%
% of FP17s for Band 1 Urgent Courses	39	1,136	3.4%	7.7%	9.2%	9.1%
% of FP17s Relating to Free Repair or Replacements	10	1,136	0.9%	1.1%	1.0%	0.8%
% of FP17s Relating to Continuations	4	1,136	0.4%	1.3%	1.2%	1.1%
% of Patients satisfied with the dentistry they have received	3	3	N/A	92.7%	91.6%	91.4%
% of Patients satisfied with the time they had to wait for an appointment	3	3	N/A	88.3%	88.1%	87.7%

* This is based on patients treated on this contract for their most recent course of treatment. Figures in italics indicate the base number of FP17s or Patient Questionnaire responses are less than 100. N/A is shown where the base number of responses is less than 10 during the period. % is calculated as Quantity/Base number*100

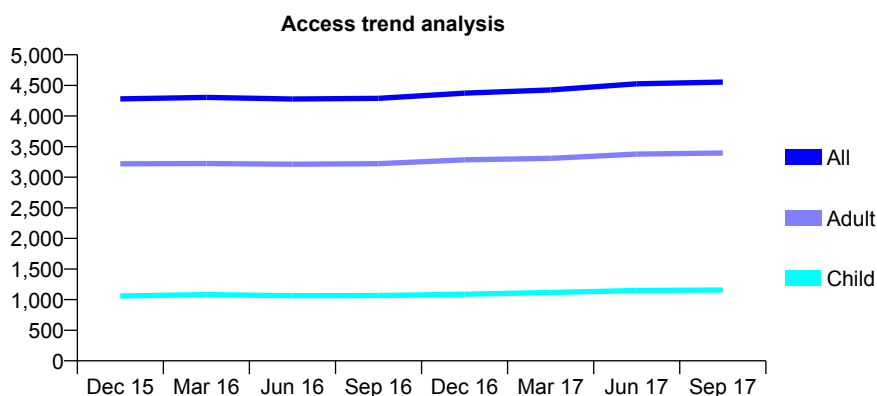
Q51 - Vital Signs At a Glance Contract Report for 196401/0001 - September 2017

Name or company name	M Foster Dental Surgeon Ltd
Contract type name	GDS Contract
Purpose of contract	General
Contract start date	01/12/2010
Contract end date	

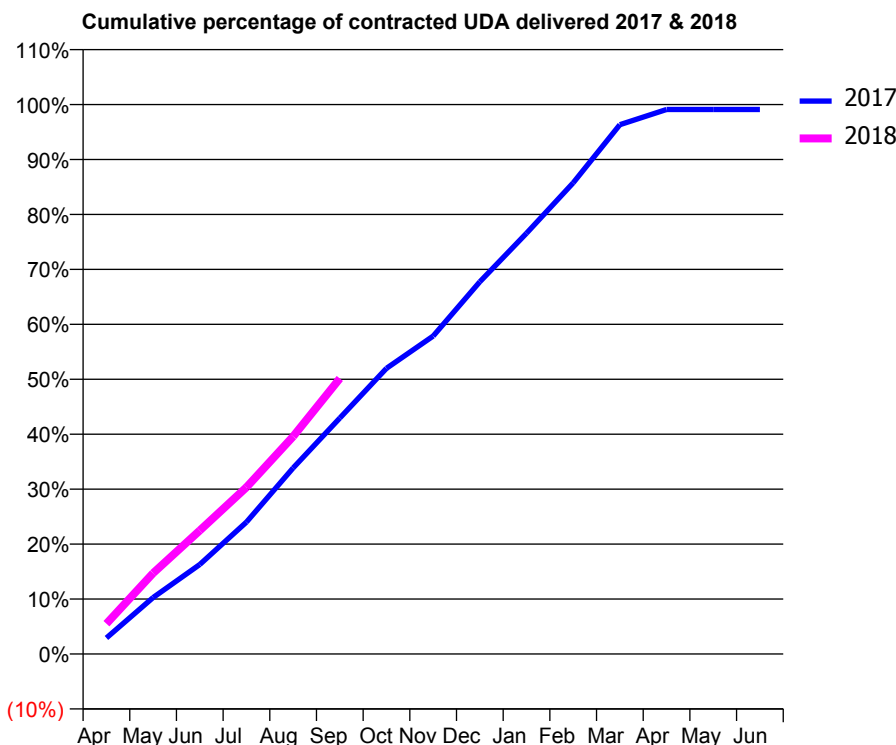
17/18 Contracted general activity (UDA)	13,258
Carry forward general activity (UDA)	0
17/18 Contracted orthodontic activity (UOA)	0
Carry forward orthodontic activity (UOA)	0
Baseline contract value	£356,393.39

ACCESS*

Patients seen in 24 months	Total	Change since previous quarter
Quarter ending September 2016	4,288	
Quarter ending December 2016	4,374	↑
Quarter ending March 2017	4,426	→
Quarter ending June 2017	4,527	↑
Quarter ending September 2017	4,554	→
Variance since September 2016	6.2%	↑



ACTIVITY



Month	Adjusted Scheduled Activity (UDA)	
	2017	2018
April	387	733
May	1,364	1,951
June	2,161	2,981
July	3,183	4,023
August	4,489	5,249
September	5,693	6,648
October	6,893	
November	7,672	
December	8,981	
January	10,153	
February	11,369	
March	12,773	
April	13,139	
May	13,139	
June	13,139	

QUALITY

	Quantity	Base Number	Contract	AT	Region	England
% of FP17s for the same patient ID Re-attending within 3 months - Children	58	811	7.2%	9.7%	12.8%	11.9%
% of FP17s for the same patient ID Re-attending within 3 months - Adults	379	2,453	15.5%	14.4%	16.5%	15.9%
% of FP17s for the same patient ID Re-attending between 3 & 9 months - Children	426	811	52.5%	58.9%	59.7%	58.1%
% of FP17s for the same patient ID Re-attending between 3 & 9 months - Adults	1,339	2,453	54.6%	52.9%	53.0%	50.6%
% of FP17s for Band 1 Urgent Courses	174	3,110	5.6%	7.7%	9.2%	9.1%
% of FP17s Relating to Free Repair or Replacements	27	3,110	0.9%	1.1%	1.0%	0.8%
% of FP17s Relating to Continuations	100	3,110	3.2%	1.3%	1.2%	1.1%
% of Patients satisfied with the dentistry they have received	10	11	90.9%	92.7%	91.6%	91.4%
% of Patients satisfied with the time they had to wait for an appointment	11	11	100.0%	88.3%	88.1%	87.7%

* This is based on patients treated on this contract for their most recent course of treatment. Figures in italics indicate the base number of FP17s or Patient Questionnaire responses are less than 100. N/A is shown where the base number of responses is less than 10 during the period. % is calculated as Quantity/Base number*100

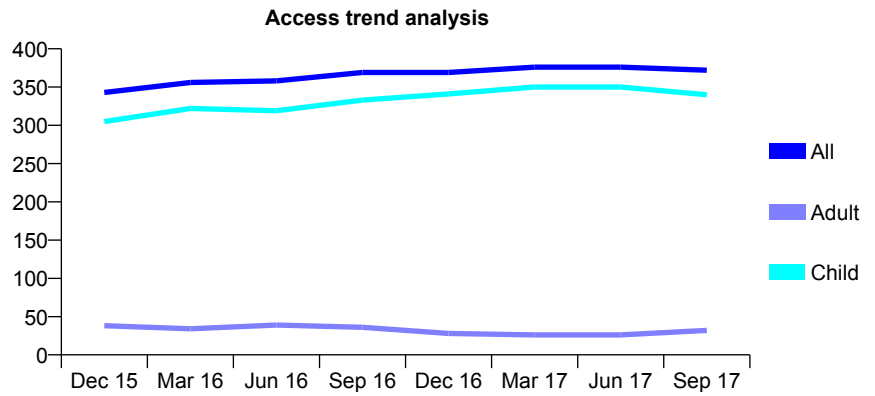
Q51 - Vital Signs At a Glance Contract Report for 196487/0001 - September 2017

Name or company name	Hunt & McGorrigan
Contract type name	GDS Contract
Purpose of contract	General
Contract start date	01/04/2006
Contract end date	

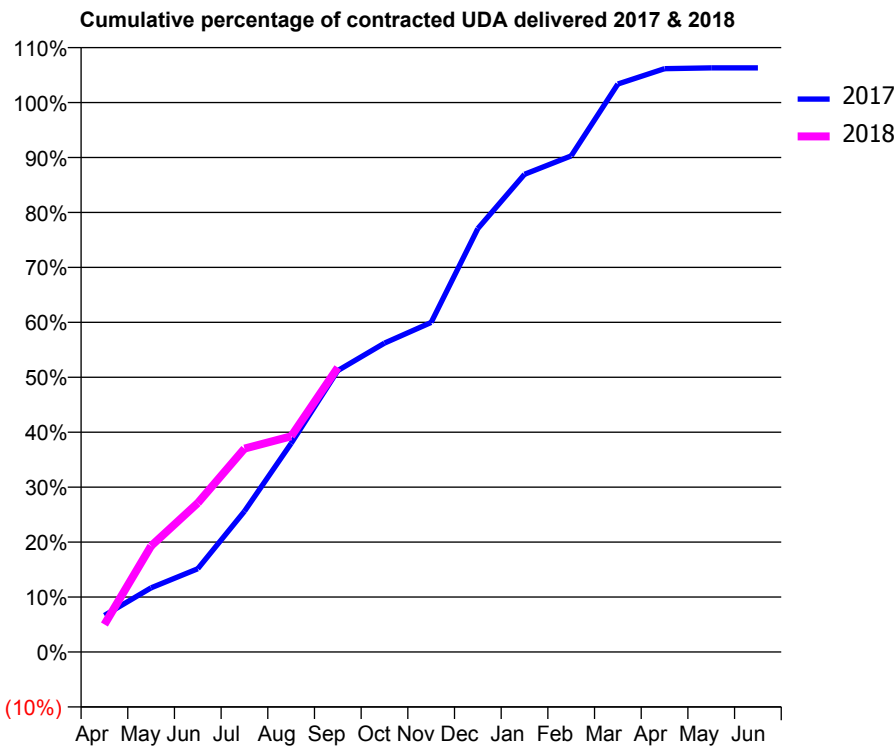
17/18 Contracted general activity (UDA)	720
Carry forward general activity (UDA)	0
17/18 Contracted orthodontic activity (UOA)	0
Carry forward orthodontic activity (UOA)	0
Baseline contract value	£13,736.50

ACCESS*

Patients seen in 24 months	Total	Change since previous quarter
Quarter ending September 2016	369	
Quarter ending December 2016	369	→
Quarter ending March 2017	376	→
Quarter ending June 2017	376	→
Quarter ending September 2017	372	↓
Variance since September 2016	0.8%	→



ACTIVITY



Month	Adjusted Scheduled Activity (UDA)	
	2017	2018
April	48	36
May	84	139
June	109	195
July	184	267
August	273	283
September	369	373
October	405	
November	432	
December	555	
January	626	
February	650	
March	744	
April	764	
May	765	
June	765	

QUALITY

	Quantity	Base Number	Contract	AT	Region	England
% of FP17s for the same patient ID Re-attending within 3 months - Children	20	295	6.8%	9.7%	12.8%	11.9%
% of FP17s for the same patient ID Re-attending within 3 months - Adults	0	0	N/A	14.4%	16.5%	15.9%
% of FP17s for the same patient ID Re-attending between 3 & 9 months - Children	219	295	74.2%	58.9%	59.7%	58.1%
% of FP17s for the same patient ID Re-attending between 3 & 9 months - Adults	0	0	N/A	52.9%	53.0%	50.6%
% of FP17s for Band 1 Urgent Courses	4	282	1.4%	7.7%	9.2%	9.1%
% of FP17s Relating to Free Repair or Replacements	0	282	0.0%	1.1%	1.0%	0.8%
% of FP17s Relating to Continuations	4	282	1.4%	1.3%	1.2%	1.1%
% of Patients satisfied with the dentistry they have received	0	0	N/A	92.7%	91.6%	91.4%
% of Patients satisfied with the time they had to wait for an appointment	0	0	N/A	88.3%	88.1%	87.7%

* This is based on patients treated on this contract for their most recent course of treatment. Figures in italics indicate the base number of FP17s or Patient Questionnaire responses are less than 100. N/A is shown where the base number of responses is less than 10 during the period. % is calculated as Quantity/Base number*100

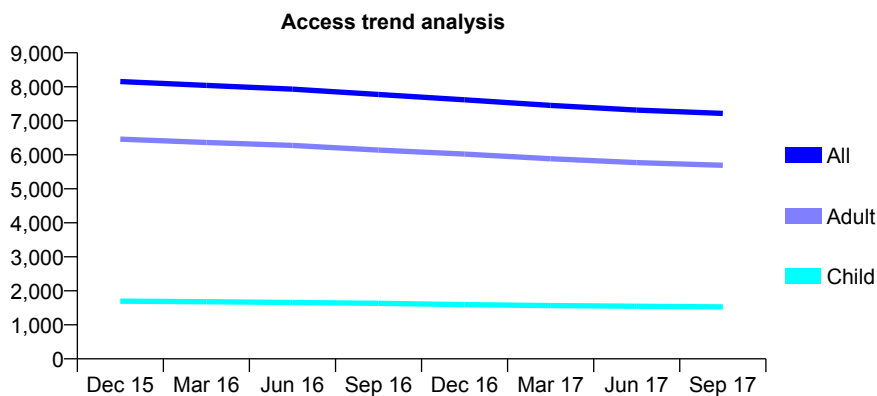
Q51 - Vital Signs At a Glance Contract Report for 197947/0001 - September 2017

Name or company name	Ivy Cottage Dental Care
Contract type name	GDS Contract
Purpose of contract	General
Contract start date	01/12/2013
Contract end date	

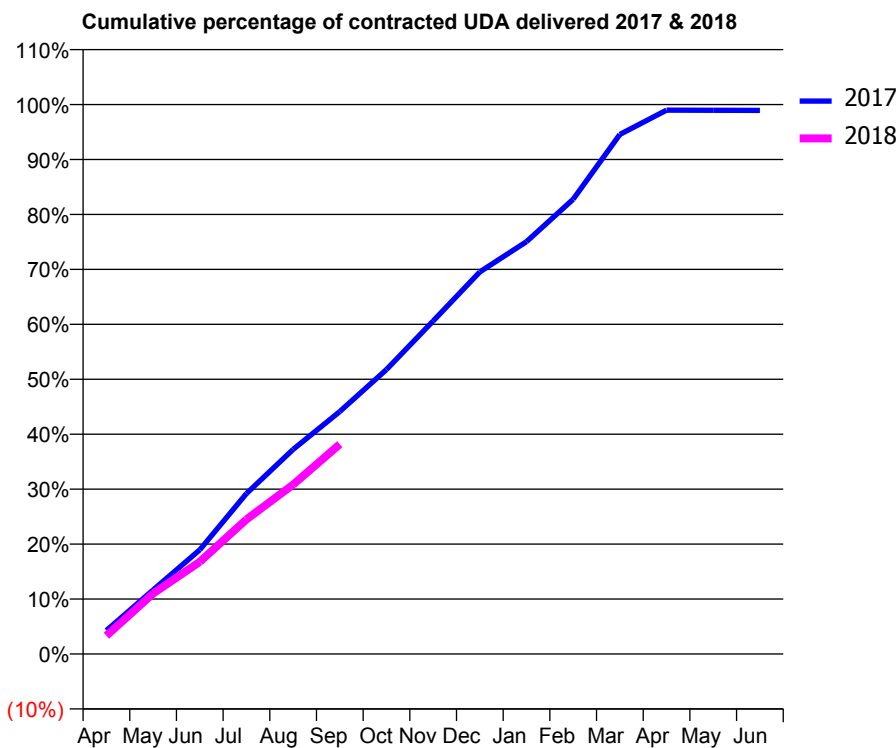
17/18 Contracted general activity (UDA)	22,294
Carry forward general activity (UDA)	0
17/18 Contracted orthodontic activity (UOA)	0
Carry forward orthodontic activity (UOA)	0
Baseline contract value	£709,231.63

ACCESS*

Patients seen in 24 months	Total	Change since previous quarter
Quarter ending September 2016	7,773	
Quarter ending December 2016	7,617	↓
Quarter ending March 2017	7,451	↓
Quarter ending June 2017	7,317	↓
Quarter ending September 2017	7,219	↓
Variance since September 2016	(7.1%)	↓



ACTIVITY



Month	Adjusted Scheduled Activity (UDA)	
	2017	2018
April	955	742
May	2,598	2,456
June	4,229	3,740
July	6,511	5,462
August	8,303	6,872
September	9,840	8,513
October	11,544	
November	13,512	
December	15,505	
January	16,732	
February	18,452	
March	21,081	
April	22,062	
May	22,061	
June	22,055	

QUALITY

	Quantity	Base Number	Contract	AT	Region	England
% of FP17s for the same patient ID Re-attending within 3 months - Children	100	1,095	9.1%	9.7%	12.8%	11.9%
% of FP17s for the same patient ID Re-attending within 3 months - Adults	483	3,721	13.0%	14.4%	16.5%	15.9%
% of FP17s for the same patient ID Re-attending between 3 & 9 months - Children	631	1,095	57.6%	58.9%	59.7%	58.1%
% of FP17s for the same patient ID Re-attending between 3 & 9 months - Adults	1,975	3,721	53.1%	52.9%	53.0%	50.6%
% of FP17s for Band 1 Urgent Courses	304	4,378	6.9%	7.7%	9.2%	9.1%
% of FP17s Relating to Free Repair or Replacements	111	4,378	2.5%	1.1%	1.0%	0.8%
% of FP17s Relating to Continuations	51	4,378	1.2%	1.3%	1.2%	1.1%
% of Patients satisfied with the dentistry they have received	31	33	93.9%	92.7%	91.6%	91.4%
% of Patients satisfied with the time they had to wait for an appointment	30	33	90.9%	88.3%	88.1%	87.7%

* This is based on patients treated on this contract for their most recent course of treatment. Figures in italics indicate the base number of FP17s or Patient Questionnaire responses are less than 100. N/A is shown where the base number of responses is less than 10 during the period. % is calculated as Quantity/Base number*100

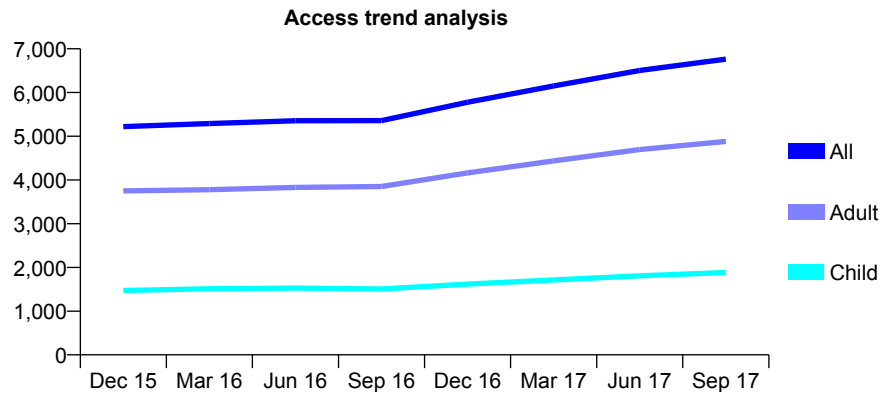
Q51 - Vital Signs At a Glance Contract Report for 198196/0001 - September 2017

Name or company name	I J Kellam Ltd
Contract type name	GDS Contract
Purpose of contract	General
Contract start date	01/11/2011
Contract end date	

17/18 Contracted general activity (UDA)	18,914
Carry forward general activity (UDA)	0
17/18 Contracted orthodontic activity (UOA)	0
Carry forward orthodontic activity (UOA)	0
Baseline contract value	£541,329.88

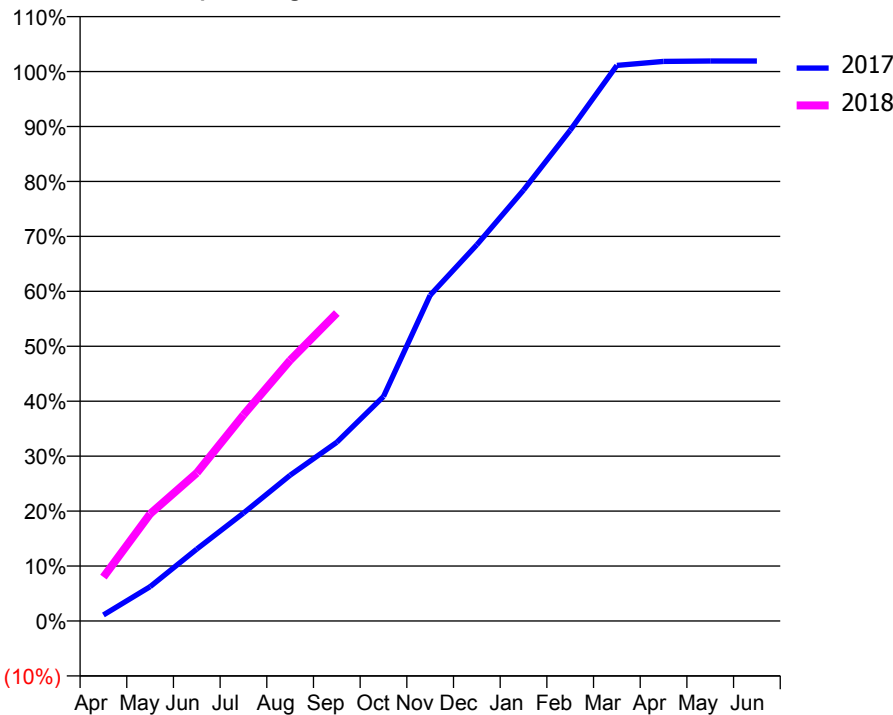
ACCESS*

Patients seen in 24 months	Total	Change since previous quarter
Quarter ending September 2016	5,356	
Quarter ending December 2016	5,779	↑
Quarter ending March 2017	6,150	↑
Quarter ending June 2017	6,505	↑
Quarter ending September 2017	6,763	↑
Variance since September 2016	26.3%	↑



ACTIVITY

Cumulative percentage of contracted UDA delivered 2017 & 2018



Month	Adjusted Scheduled Activity (UDA)	
	2017	2018
April	209	1,512
May	1,180	3,689
June	2,477	5,096
July	3,717	7,095
August	5,018	8,974
September	6,151	10,598
October	7,729	
November	11,214	
December	12,952	
January	14,833	
February	16,891	
March	19,124	
April	19,260	
May	19,276	
June	19,275	

QUALITY

	Quantity	Base Number	Contract	AT	Region	England
% of FP17s for the same patient ID Re-attending within 3 months - Children	133	1,423	9.3%	9.7%	12.8%	11.9%
% of FP17s for the same patient ID Re-attending within 3 months - Adults	409	3,301	12.4%	14.4%	16.5%	15.9%
% of FP17s for the same patient ID Re-attending between 3 & 9 months - Children	794	1,423	55.8%	58.9%	59.7%	58.1%
% of FP17s for the same patient ID Re-attending between 3 & 9 months - Adults	1,756	3,301	53.2%	52.9%	53.0%	50.6%
% of FP17s for Band 1 Urgent Courses	263	4,589	5.7%	7.7%	9.2%	9.1%
% of FP17s Relating to Free Repair or Replacements	71	4,589	1.5%	1.1%	1.0%	0.8%
% of FP17s Relating to Continuations	52	4,589	1.1%	1.3%	1.2%	1.1%
% of Patients satisfied with the dentistry they have received	10	10	100.0%	92.7%	91.6%	91.4%
% of Patients satisfied with the time they had to wait for an appointment	8	10	80.0%	88.3%	88.1%	87.7%

* This is based on patients treated on this contract for their most recent course of treatment. Figures in italics indicate the base number of FP17s or Patient Questionnaire responses are less than 100. N/A is shown where the base number of responses is less than 10 during the period. % is calculated as Quantity/Base number*100

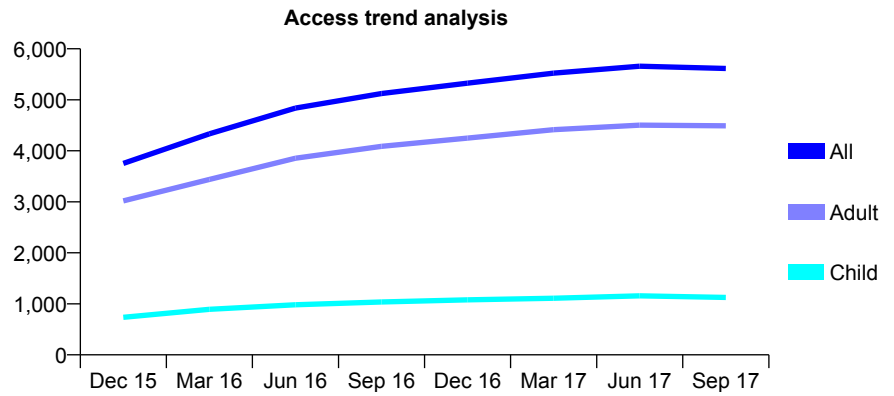
Q51 - Vital Signs At a Glance Contract Report for 198358/0001 - September 2017

Name or company name	Sprotbrough Dental Practice
Contract type name	GDS Contract
Purpose of contract	General
Contract start date	01/06/2015
Contract end date	

17/18 Contracted general activity (UDA)	18,796
Carry forward general activity (UDA)	0
17/18 Contracted orthodontic activity (UOA)	0
Carry forward orthodontic activity (UOA)	0
Baseline contract value	£537,949.32

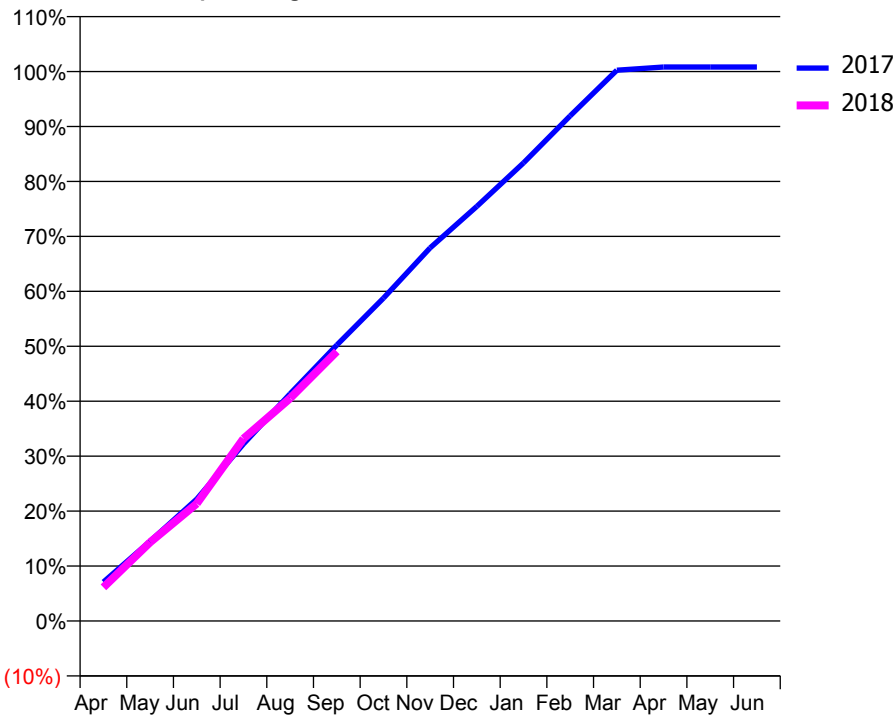
ACCESS*

Patients seen in 24 months	Total	Change since previous quarter
Quarter ending September 2016	5,124	
Quarter ending December 2016	5,327	↑
Quarter ending March 2017	5,524	↑
Quarter ending June 2017	5,660	↑
Quarter ending September 2017	5,615	→
Variance since September 2016	9.6%	↑



ACTIVITY

Cumulative percentage of contracted UDA delivered 2017 & 2018



Month	Adjusted Scheduled Activity (UDA)	
	2017	2018
April	1,333	1,154
May	2,728	2,695
June	4,171	4,015
July	6,056	6,239
August	7,774	7,621
September	9,438	9,223
October	11,045	
November	12,763	
December	14,185	
January	15,669	
February	17,281	
March	18,839	
April	18,948	
May	18,948	
June	18,949	

QUALITY

	Quantity	Base Number	Contract	AT	Region	England
% of FP17s for the same patient ID Re-attending within 3 months - Children	45	867	5.2%	9.7%	12.8%	11.9%
% of FP17s for the same patient ID Re-attending within 3 months - Adults	618	3,525	17.5%	14.4%	16.5%	15.9%
% of FP17s for the same patient ID Re-attending between 3 & 9 months - Children	516	867	59.5%	58.9%	59.7%	58.1%
% of FP17s for the same patient ID Re-attending between 3 & 9 months - Adults	2,045	3,525	58.0%	52.9%	53.0%	50.6%
% of FP17s for Band 1 Urgent Courses	388	4,336	8.9%	7.7%	9.2%	9.1%
% of FP17s Relating to Free Repair or Replacements	22	4,336	0.5%	1.1%	1.0%	0.8%
% of FP17s Relating to Continuations	93	4,336	2.1%	1.3%	1.2%	1.1%
% of Patients satisfied with the dentistry they have received	15	17	88.2%	92.7%	91.6%	91.4%
% of Patients satisfied with the time they had to wait for an appointment	14	17	82.4%	88.3%	88.1%	87.7%

* This is based on patients treated on this contract for their most recent course of treatment. Figures in italics indicate the base number of FP17s or Patient Questionnaire responses are less than 100. N/A is shown where the base number of responses is less than 10 during the period. % is calculated as Quantity/Base number*100

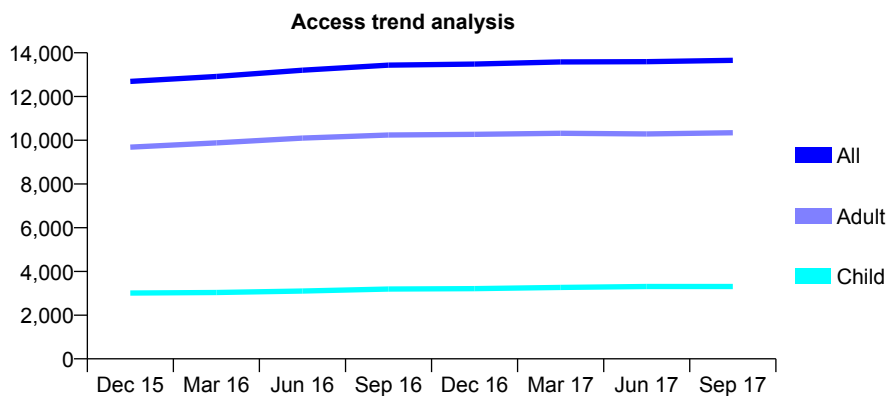
Q51 - Vital Signs At a Glance Contract Report for 198730/0001 - September 2017

Name or company name	Kimberworth Park Practice Limited
Contract type name	GDS Contract
Purpose of contract	General
Contract start date	01/09/2010
Contract end date	

17/18 Contracted general activity (UDA)	34,621
Carry forward general activity (UDA)	0
17/18 Contracted orthodontic activity (UOA)	0
Carry forward orthodontic activity (UOA)	0
Baseline contract value	£1,130,902.45

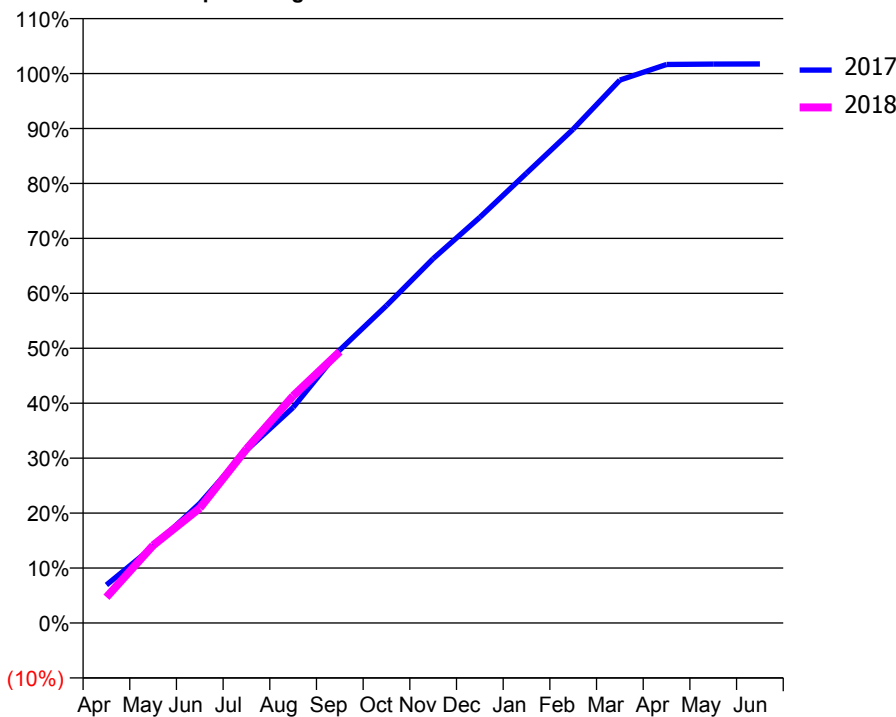
ACCESS*

Patients seen in 24 months	Total	Change since previous quarter
Quarter ending September 2016	13,434	
Quarter ending December 2016	13,484	→
Quarter ending March 2017	13,583	→
Quarter ending June 2017	13,597	→
Quarter ending September 2017	13,653	→
Variance since September 2016	1.6%	→



ACTIVITY

Cumulative percentage of contracted UDA delivered 2017 & 2018



Month	Adjusted Scheduled Activity (UDA)	
	2017	2018
April	2,401	1,627
May	4,813	4,891
June	7,541	7,240
July	10,881	10,970
August	13,583	14,312
September	17,203	17,099
October	19,997	
November	22,957	
December	25,561	
January	28,346	
February	31,112	
March	34,202	
April	35,187	
May	35,216	
June	35,226	

QUALITY

	Quantity	Base Number	Contract	AT	Region	England
% of FP17s for the same patient ID Re-attending within 3 months - Children	184	2,199	8.4%	9.7%	12.8%	11.9%
% of FP17s for the same patient ID Re-attending within 3 months - Adults	913	6,240	14.6%	14.4%	16.5%	15.9%
% of FP17s for the same patient ID Re-attending between 3 & 9 months - Children	1,130	2,199	51.4%	58.9%	59.7%	58.1%
% of FP17s for the same patient ID Re-attending between 3 & 9 months - Adults	2,567	6,240	41.1%	52.9%	53.0%	50.6%
% of FP17s for Band 1 Urgent Courses	887	7,498	11.8%	7.7%	9.2%	9.1%
% of FP17s Relating to Free Repair or Replacements	110	7,498	1.5%	1.1%	1.0%	0.8%
% of FP17s Relating to Continuations	73	7,498	1.0%	1.3%	1.2%	1.1%
% of Patients satisfied with the dentistry they have received	21	23	91.3%	92.7%	91.6%	91.4%
% of Patients satisfied with the time they had to wait for an appointment	21	23	91.3%	88.3%	88.1%	87.7%

* This is based on patients treated on this contract for their most recent course of treatment. Figures in italics indicate the base number of FP17s or Patient Questionnaire responses are less than 100. N/A is shown where the base number of responses is less than 10 during the period. % is calculated as Quantity/Base number*100

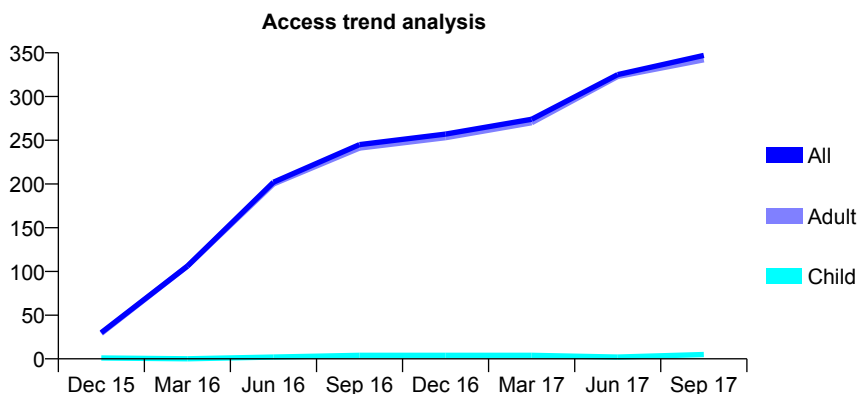
Q51 - Vital Signs At a Glance Contract Report for 198730/0002 - September 2017

Name or company name	Kimberworth Park Practice Limited
Contract type name	PDS Contract
Purpose of contract	General
Contract start date	01/05/2015
Contract end date	30/04/2020

17/18 Contracted general activity (UDA)	1,800
Carry forward general activity (UDA)	0
17/18 Contracted orthodontic activity (UOA)	0
Carry forward orthodontic activity (UOA)	0
Baseline contract value	£77,409.55

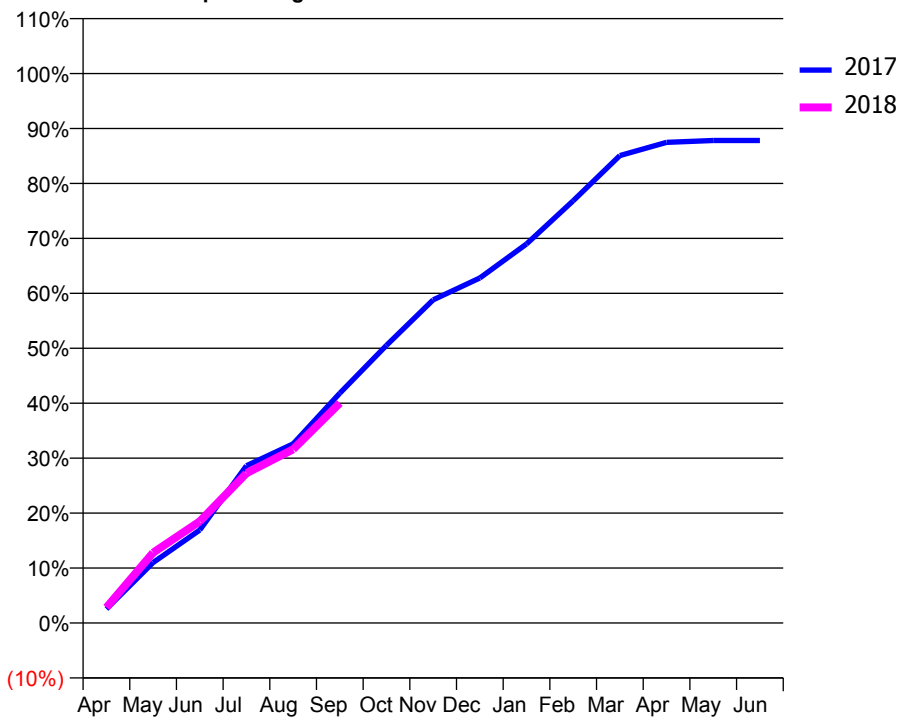
ACCESS*

Patients seen in 24 months	Total	Change since previous quarter
Quarter ending September 2016	245	
Quarter ending December 2016	257	↑
Quarter ending March 2017	274	↑
Quarter ending June 2017	325	↑
Quarter ending September 2017	347	↑
Variance since September 2016	41.6%	↑



ACTIVITY

Cumulative percentage of contracted UDA delivered 2017 & 2018



Month	Adjusted Scheduled Activity (UDA)	
	2017	2018
April	46	51
May	198	230
June	305	333
July	515	491
August	587	569
September	753	721
October	910	
November	1,058	
December	1,130	
January	1,241	
February	1,383	
March	1,531	
April	1,574	
May	1,580	
June	1,580	

QUALITY

	Quantity	Base Number	Contract	AT	Region	England
% of FP17s for the same patient ID Re-attending within 3 months - Children	1	4	25.0%	9.7%	12.8%	11.9%
% of FP17s for the same patient ID Re-attending within 3 months - Adults	43	256	16.8%	14.4%	16.5%	15.9%
% of FP17s for the same patient ID Re-attending between 3 & 9 months - Children	0	4	0.0%	58.9%	59.7%	58.1%
% of FP17s for the same patient ID Re-attending between 3 & 9 months - Adults	12	256	4.7%	52.9%	53.0%	50.6%
% of FP17s for Band 1 Urgent Courses	13	246	5.3%	7.7%	9.2%	9.1%
% of FP17s Relating to Free Repair or Replacements	0	246	0.0%	1.1%	1.0%	0.8%
% of FP17s Relating to Continuations	0	246	0.0%	1.3%	1.2%	1.1%
% of Patients satisfied with the dentistry they have received	1	1	N/A	92.7%	91.6%	91.4%
% of Patients satisfied with the time they had to wait for an appointment	1	1	N/A	88.3%	88.1%	87.7%

* This is based on patients treated on this contract for their most recent course of treatment. Figures in italics indicate the base number of FP17s or Patient Questionnaire responses are less than 100. N/A is shown where the base number of responses is less than 10 during the period. % is calculated as Quantity/Base number*100

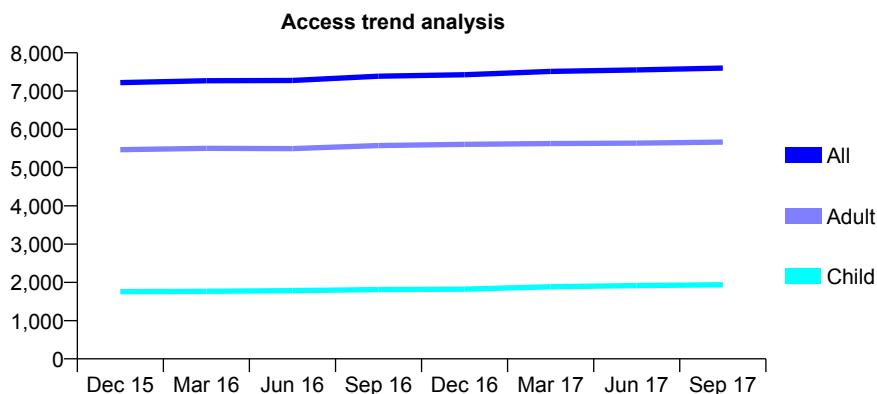
Q51 - Vital Signs At a Glance Contract Report for 198749/0001 - September 2017

Name or company name	RICHMOND DENTAL CARE
Contract type name	Pilot Contract
Purpose of contract	General
Contract start date	01/04/2009
Contract end date	

17/18 Contracted general activity (UDA)	25,655
Carry forward general activity (UDA)	0
17/18 Contracted orthodontic activity (UOA)	0
Carry forward orthodontic activity (UOA)	0
Baseline contract value	£778,250.59

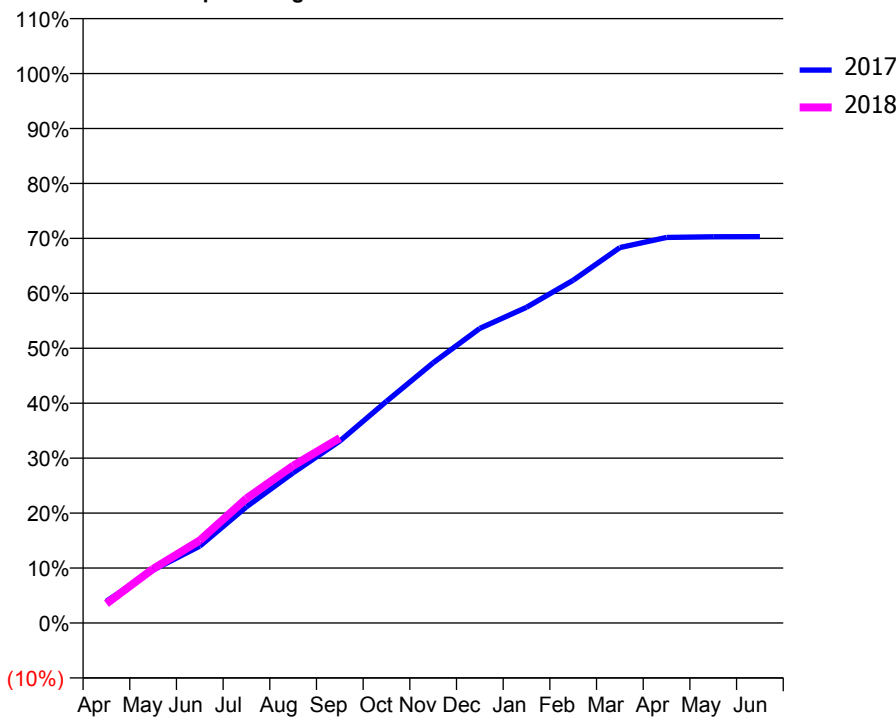
ACCESS*

Patients seen in 24 months	Total	Change since previous quarter
Quarter ending September 2016	7,388	
Quarter ending December 2016	7,428	→
Quarter ending March 2017	7,513	→
Quarter ending June 2017	7,552	→
Quarter ending September 2017	7,600	→
Variance since September 2016	2.9%	↑



ACTIVITY

Cumulative percentage of contracted UDA delivered 2017 & 2018



Adjusted Scheduled Activity (UDA)

Month	2017	2018
April	1,015	904
May	2,477	2,530
June	3,587	3,859
July	5,423	5,818
August	7,014	7,341
September	8,496	8,639
October	10,352	
November	12,146	
December	13,759	
January	14,738	
February	16,005	
March	17,530	
April	17,999	
May	18,036	
June	18,040	

QUALITY

	Quantity	Base Number	Contract	AT	Region	England
% of FP17s for the same patient ID Re-attending within 3 months - Children	125	1,590	7.9%	9.7%	12.8%	11.9%
% of FP17s for the same patient ID Re-attending within 3 months - Adults	525	3,878	13.5%	14.4%	16.5%	15.9%
% of FP17s for the same patient ID Re-attending between 3 & 9 months - Children	1,081	1,590	68.0%	58.9%	59.7%	58.1%
% of FP17s for the same patient ID Re-attending between 3 & 9 months - Adults	1,861	3,878	48.0%	52.9%	53.0%	50.6%
% of FP17s for Band 1 Urgent Courses	467	4,727	9.9%	7.7%	9.2%	9.1%
% of FP17s Relating to Free Repair or Replacements	32	4,727	0.7%	1.1%	1.0%	0.8%
% of FP17s Relating to Continuations	8	4,727	0.2%	1.3%	1.2%	1.1%
% of Patients satisfied with the dentistry they have received	29	34	85.3%	92.7%	91.6%	91.4%
% of Patients satisfied with the time they had to wait for an appointment	25	34	73.5%	88.3%	88.1%	87.7%

* This is based on patients treated on this contract for their most recent course of treatment. Figures in italics indicate the base number of FP17s or Patient Questionnaire responses are less than 100. N/A is shown where the base number of responses is less than 10 during the period. % is calculated as Quantity/Base number*100

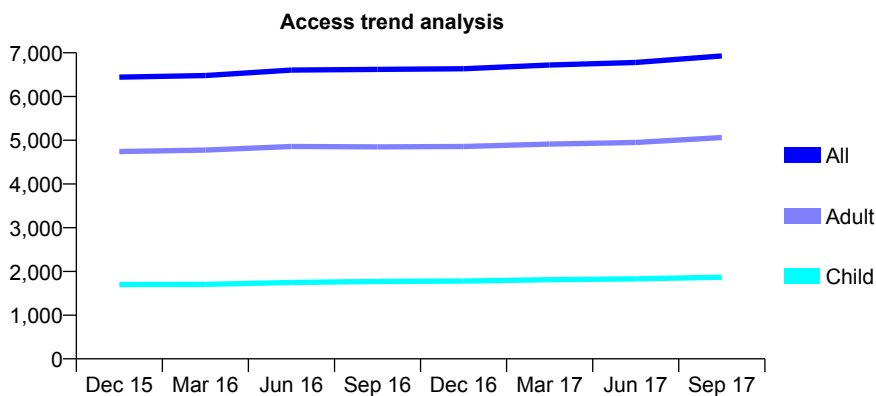
Q51 - Vital Signs At a Glance Contract Report for 202401/0003 - September 2017

Name or company name	MR RS NICHOLSON
Contract type name	GDS Contract
Purpose of contract	General
Contract start date	03/04/2007
Contract end date	

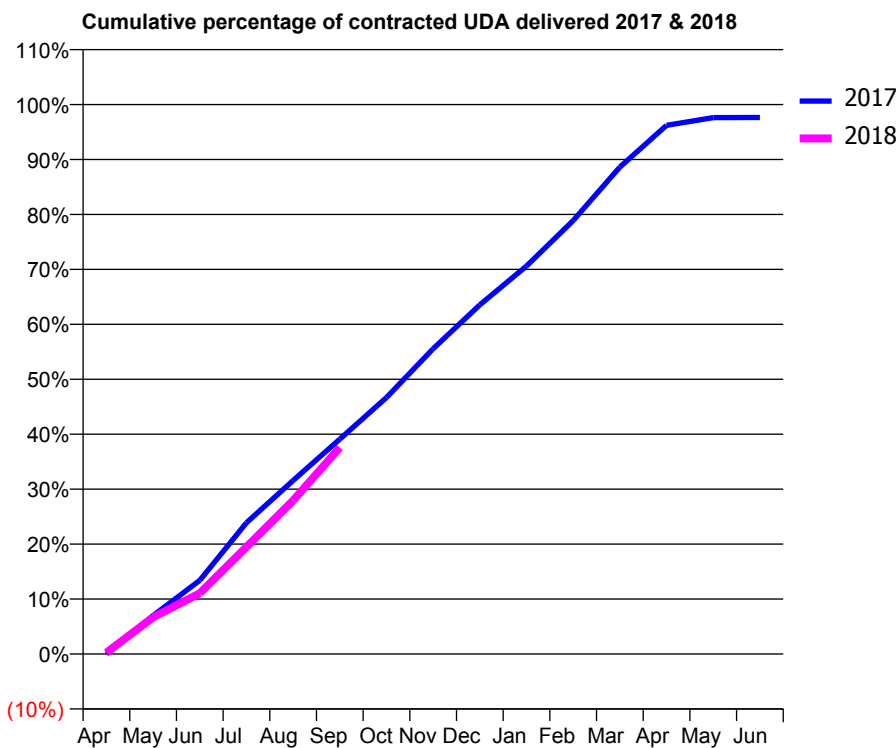
17/18 Contracted general activity (UDA)	19,000
Carry forward general activity (UDA)	0
17/18 Contracted orthodontic activity (UOA)	0
Carry forward orthodontic activity (UOA)	0
Baseline contract value	£532,772.78

ACCESS*

Patients seen in 24 months	Total	Change since previous quarter
Quarter ending September 2016	6,621	
Quarter ending December 2016	6,637	→
Quarter ending March 2017	6,722	→
Quarter ending June 2017	6,778	→
Quarter ending September 2017	6,929	↑
Variance since September 2016	4.7%	↑



ACTIVITY



Month	Adjusted Scheduled Activity (UDA)	
	2017	2018
April	1	46
May	1,332	1,268
June	2,546	2,102
July	4,539	3,701
August	6,003	5,310
September	7,429	7,138
October	8,869	
November	10,558	
December	12,072	
January	13,416	
February	14,988	
March	16,837	
April	18,278	
May	18,549	
June	18,550	

QUALITY

	Quantity	Base Number	Contract	AT	Region	England
% of FP17s for the same patient ID Re-attending within 3 months - Children	93	1,209	7.7%	9.7%	12.8%	11.9%
% of FP17s for the same patient ID Re-attending within 3 months - Adults	414	2,903	14.3%	14.4%	16.5%	15.9%
% of FP17s for the same patient ID Re-attending between 3 & 9 months - Children	544	1,209	45.0%	58.9%	59.7%	58.1%
% of FP17s for the same patient ID Re-attending between 3 & 9 months - Adults	1,197	2,903	41.2%	52.9%	53.0%	50.6%
% of FP17s for Band 1 Urgent Courses	216	3,348	6.5%	7.7%	9.2%	9.1%
% of FP17s Relating to Free Repair or Replacements	44	3,348	1.3%	1.1%	1.0%	0.8%
% of FP17s Relating to Continuations	109	3,348	3.3%	1.3%	1.2%	1.1%
% of Patients satisfied with the dentistry they have received	8	9	N/A	92.7%	91.6%	91.4%
% of Patients satisfied with the time they had to wait for an appointment	8	9	N/A	88.3%	88.1%	87.7%

* This is based on patients treated on this contract for their most recent course of treatment. Figures in italics indicate the base number of FP17s or Patient Questionnaire responses are less than 100. N/A is shown where the base number of responses is less than 10 during the period. % is calculated as Quantity/Base number*100

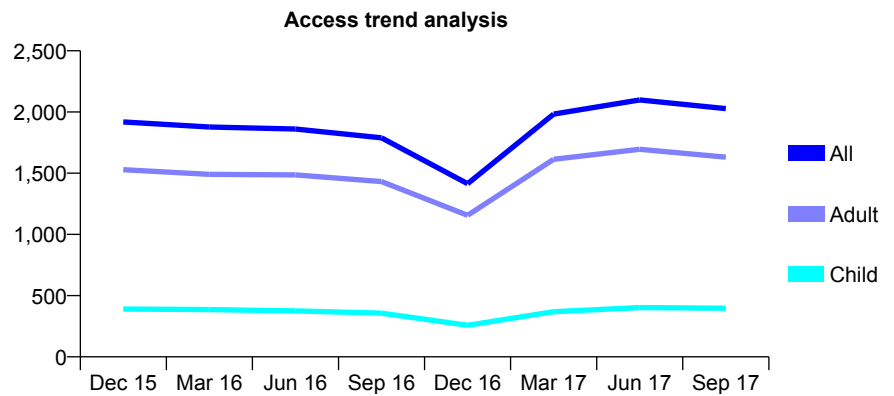
Q51 - Vital Signs At a Glance Contract Report for 214108/0001 - September 2017

Name or company name	MR H McWilliam
Contract type name	GDS Contract
Purpose of contract	General
Contract start date	01/04/2006
Contract end date	

17/18 Contracted general activity (UDA)	5,839
Carry forward general activity (UDA)	0
17/18 Contracted orthodontic activity (UOA)	0
Carry forward orthodontic activity (UOA)	0
Baseline contract value	£167,114.57

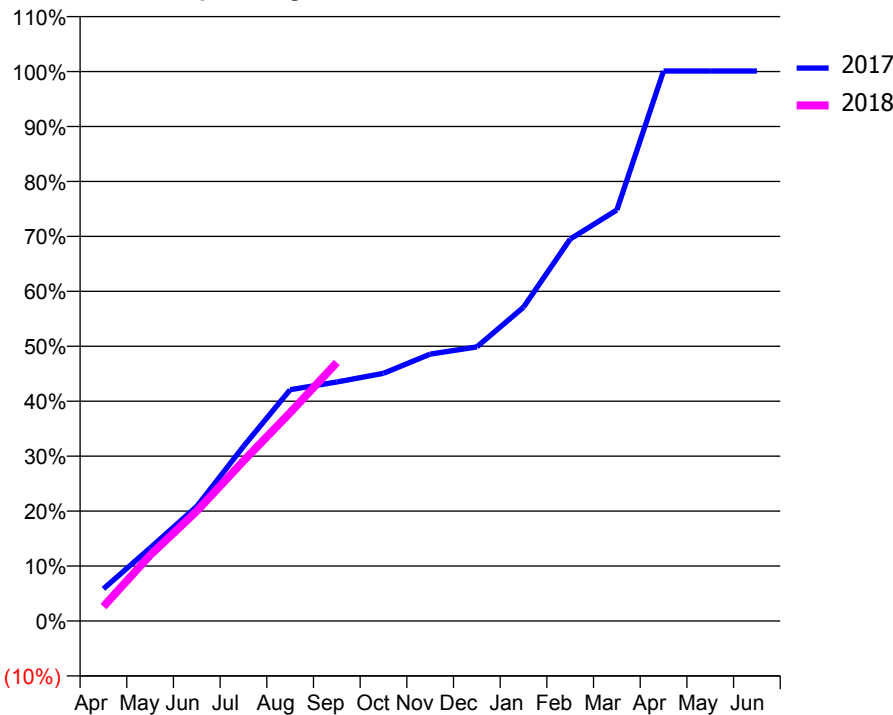
ACCESS*

Patients seen in 24 months	Total	Change since previous quarter
Quarter ending September 2016	1,789	
Quarter ending December 2016	1,414	↓
Quarter ending March 2017	1,983	↑
Quarter ending June 2017	2,099	↑
Quarter ending September 2017	2,028	↓
Variance since September 2016	13.4%	↑



ACTIVITY

Cumulative percentage of contracted UDA delivered 2017 & 2018



Month	Adjusted Scheduled Activity (UDA)	
	2017	2018
April	342	154
May	776	699
June	1,218	1,168
July	1,855	1,701
August	2,458	2,214
September	2,540	2,746
October	2,632	
November	2,836	
December	2,913	
January	3,335	
February	4,059	
March	4,368	
April	5,844	
May	5,844	
June	5,844	

QUALITY

	Quantity	Base Number	Contract	AT	Region	England
% of FP17s for the same patient ID Re-attending within 3 months - Children	21	452	4.6%	9.7%	12.8%	11.9%
% of FP17s for the same patient ID Re-attending within 3 months - Adults	173	1,669	10.4%	14.4%	16.5%	15.9%
% of FP17s for the same patient ID Re-attending between 3 & 9 months - Children	158	452	35.0%	58.9%	59.7%	58.1%
% of FP17s for the same patient ID Re-attending between 3 & 9 months - Adults	506	1,669	30.3%	52.9%	53.0%	50.6%
% of FP17s for Band 1 Urgent Courses	127	1,322	9.6%	7.7%	9.2%	9.1%
% of FP17s Relating to Free Repair or Replacements	15	1,322	1.1%	1.1%	1.0%	0.8%
% of FP17s Relating to Continuations	20	1,322	1.5%	1.3%	1.2%	1.1%
% of Patients satisfied with the dentistry they have received	7	7	N/A	92.7%	91.6%	91.4%
% of Patients satisfied with the time they had to wait for an appointment	7	7	N/A	88.3%	88.1%	87.7%

* This is based on patients treated on this contract for their most recent course of treatment. Figures in italics indicate the base number of FP17s or Patient Questionnaire responses are less than 100. N/A is shown where the base number of responses is less than 10 during the period. % is calculated as Quantity/Base number*100

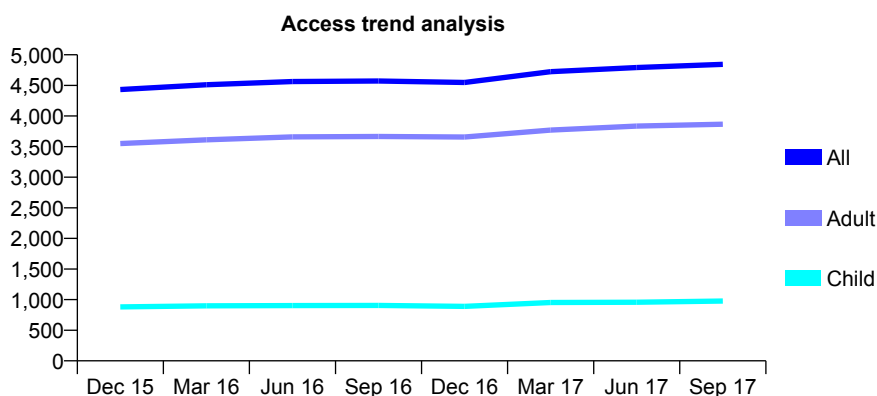
Q51 - Vital Signs At a Glance Contract Report for 214264/0001 - September 2017

Name or company name	Nadolinksi & Wade
Contract type name	GDS Contract
Purpose of contract	General
Contract start date	01/04/2006
Contract end date	

17/18 Contracted general activity (UDA)	13,383
Carry forward general activity (UDA)	0
17/18 Contracted orthodontic activity (UOA)	0
Carry forward orthodontic activity (UOA)	0
Baseline contract value	£383,028.68

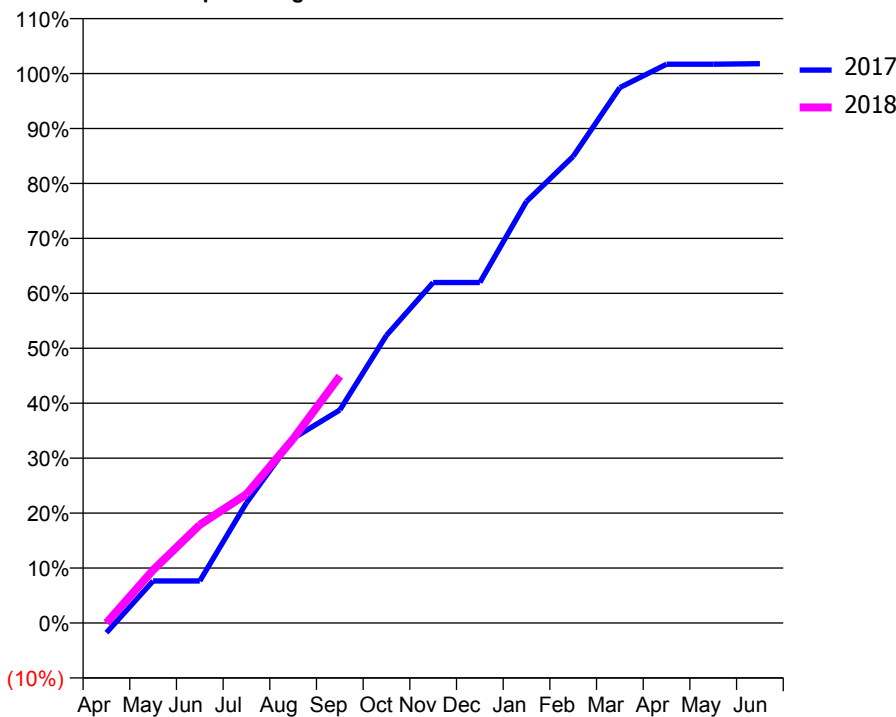
ACCESS*

Patients seen in 24 months	Total	Change since previous quarter
Quarter ending September 2016	4,571	
Quarter ending December 2016	4,548	→
Quarter ending March 2017	4,724	↑
Quarter ending June 2017	4,793	→
Quarter ending September 2017	4,845	→
Variance since September 2016	6.0%	↑



ACTIVITY

Cumulative percentage of contracted UDA delivered 2017 & 2018



Month	Adjusted Scheduled Activity (UDA)	
	2017	2018
April	-240	0
May	1,023	1,291
June	1,023	2,391
July	2,928	3,139
August	4,495	4,485
September	5,188	6,013
October	7,006	
November	8,294	
December	8,294	
January	10,269	
February	11,367	
March	13,042	
April	13,609	
May	13,611	
June	13,623	

QUALITY

	Quantity	Base Number	Contract	AT	Region	England
% of FP17s for the same patient ID Re-attending within 3 months - Children	78	849	9.2%	9.7%	12.8%	11.9%
% of FP17s for the same patient ID Re-attending within 3 months - Adults	509	3,104	16.4%	14.4%	16.5%	15.9%
% of FP17s for the same patient ID Re-attending between 3 & 9 months - Children	569	849	67.0%	58.9%	59.7%	58.1%
% of FP17s for the same patient ID Re-attending between 3 & 9 months - Adults	1,534	3,104	49.4%	52.9%	53.0%	50.6%
% of FP17s for Band 1 Urgent Courses	255	3,279	7.8%	7.7%	9.2%	9.1%
% of FP17s Relating to Free Repair or Replacements	36	3,279	1.1%	1.1%	1.0%	0.8%
% of FP17s Relating to Continuations	67	3,279	2.0%	1.3%	1.2%	1.1%
% of Patients satisfied with the dentistry they have received	14	15	93.3%	92.7%	91.6%	91.4%
% of Patients satisfied with the time they had to wait for an appointment	14	15	93.3%	88.3%	88.1%	87.7%

* This is based on patients treated on this contract for their most recent course of treatment. Figures in italics indicate the base number of FP17s or Patient Questionnaire responses are less than 100. N/A is shown where the base number of responses is less than 10 during the period. % is calculated as Quantity/Base number*100

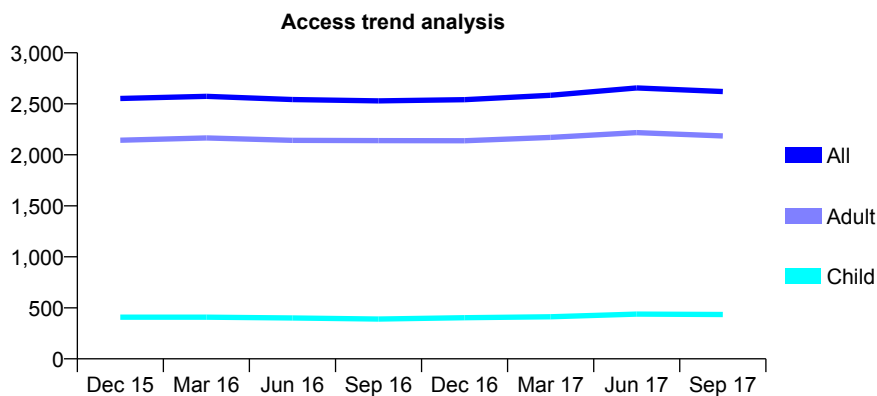
Q51 - Vital Signs At a Glance Contract Report for 215538/0001 - September 2017

Name or company name	Aditya Singh
Contract type name	GDS Contract
Purpose of contract	General
Contract start date	01/04/2006
Contract end date	

17/18 Contracted general activity (UDA)	7,635
Carry forward general activity (UDA)	0
17/18 Contracted orthodontic activity (UOA)	0
Carry forward orthodontic activity (UOA)	0
Baseline contract value	£181,378.74

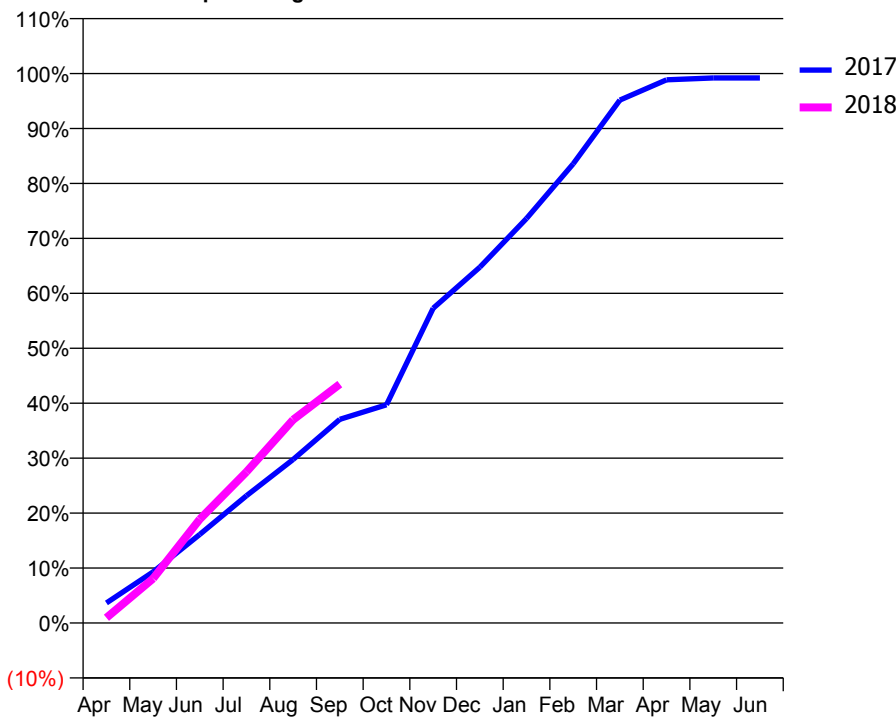
ACCESS*

Patients seen in 24 months	Total	Change since previous quarter
Quarter ending September 2016	2,529	
Quarter ending December 2016	2,541	→
Quarter ending March 2017	2,584	→
Quarter ending June 2017	2,656	↑
Quarter ending September 2017	2,620	↓
Variance since September 2016	3.6%	↑



ACTIVITY

Cumulative percentage of contracted UDA delivered 2017 & 2018



Adjusted Scheduled Activity (UDA)

Month	2017	2018
April	278	73
May	711	617
June	1,231	1,443
July	1,768	2,100
August	2,272	2,825
September	2,830	3,320
October	3,033	
November	4,374	
December	4,945	
January	5,620	
February	6,379	
March	7,265	
April	7,548	
May	7,573	
June	7,573	

QUALITY

	Quantity	Base Number	Contract	AT	Region	England
% of FP17s for the same patient ID Re-attending within 3 months - Children	21	301	7.0%	9.7%	12.8%	11.9%
% of FP17s for the same patient ID Re-attending within 3 months - Adults	153	1,254	12.2%	14.4%	16.5%	15.9%
% of FP17s for the same patient ID Re-attending between 3 & 9 months - Children	136	301	45.2%	58.9%	59.7%	58.1%
% of FP17s for the same patient ID Re-attending between 3 & 9 months - Adults	550	1,254	43.9%	52.9%	53.0%	50.6%
% of FP17s for Band 1 Urgent Courses	142	1,449	9.8%	7.7%	9.2%	9.1%
% of FP17s Relating to Free Repair or Replacements	23	1,449	1.6%	1.1%	1.0%	0.8%
% of FP17s Relating to Continuations	24	1,449	1.7%	1.3%	1.2%	1.1%
% of Patients satisfied with the dentistry they have received	17	18	94.4%	92.7%	91.6%	91.4%
% of Patients satisfied with the time they had to wait for an appointment	18	18	100.0%	88.3%	88.1%	87.7%

* This is based on patients treated on this contract for their most recent course of treatment. Figures in italics indicate the base number of FP17s or Patient Questionnaire responses are less than 100. N/A is shown where the base number of responses is less than 10 during the period. % is calculated as Quantity/Base number*100

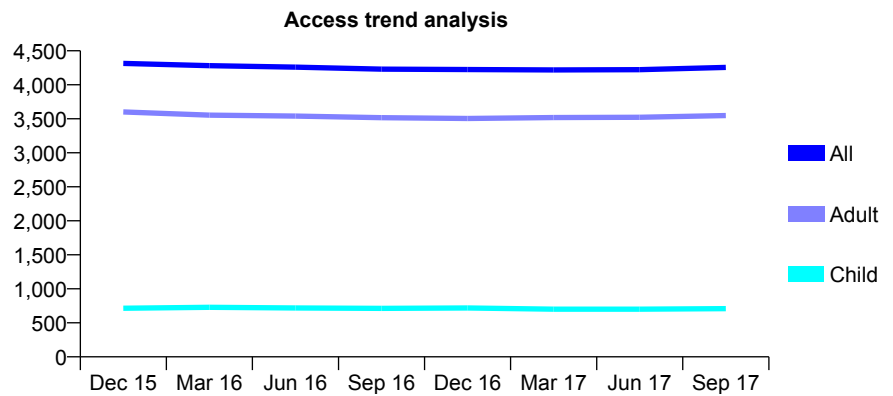
Q51 - Vital Signs At a Glance Contract Report for 219940/0001 - September 2017

Name or company name	MR SD MCCART
Contract type name	Pilot Contract
Purpose of contract	General
Contract start date	01/04/2006
Contract end date	

17/18 Contracted general activity (UDA)	12,365
Carry forward general activity (UDA)	0
17/18 Contracted orthodontic activity (UOA)	0
Carry forward orthodontic activity (UOA)	0
Baseline contract value	£396,122.76

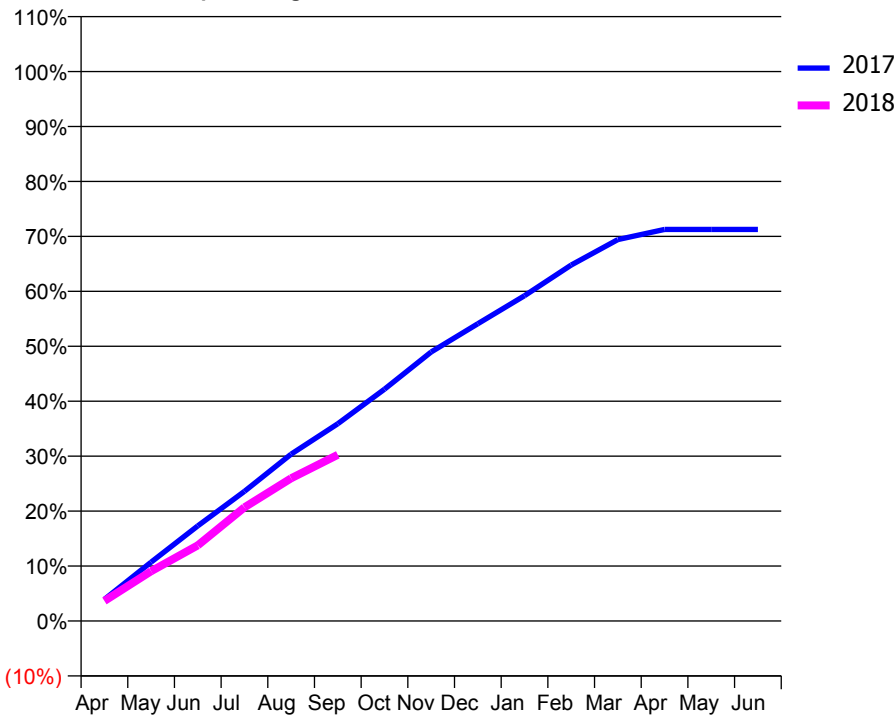
ACCESS*

Patients seen in 24 months	Total	Change since previous quarter
Quarter ending September 2016	4,230	
Quarter ending December 2016	4,224	→
Quarter ending March 2017	4,219	→
Quarter ending June 2017	4,222	→
Quarter ending September 2017	4,256	→
Variance since September 2016	0.6%	→



ACTIVITY

Cumulative percentage of contracted UDA delivered 2017 & 2018



Month	Adjusted Scheduled Activity (UDA)	
	2017	2018
April	489	450
May	1,323	1,120
June	2,141	1,704
July	2,917	2,558
August	3,756	3,213
September	4,438	3,741
October	5,217	
November	6,053	
December	6,690	
January	7,320	
February	8,010	
March	8,584	
April	8,811	
May	8,811	
June	8,811	

QUALITY

	Quantity	Base Number	Contract	AT	Region	England
% of FP17s for the same patient ID Re-attending within 3 months - Children	12	379	3.2%	9.7%	12.8%	11.9%
% of FP17s for the same patient ID Re-attending within 3 months - Adults	134	1,736	7.7%	14.4%	16.5%	15.9%
% of FP17s for the same patient ID Re-attending between 3 & 9 months - Children	127	379	33.5%	58.9%	59.7%	58.1%
% of FP17s for the same patient ID Re-attending between 3 & 9 months - Adults	488	1,736	28.1%	52.9%	53.0%	50.6%
% of FP17s for Band 1 Urgent Courses	276	1,948	14.2%	7.7%	9.2%	9.1%
% of FP17s Relating to Free Repair or Replacements	7	1,948	0.4%	1.1%	1.0%	0.8%
% of FP17s Relating to Continuations	6	1,948	0.3%	1.3%	1.2%	1.1%
% of Patients satisfied with the dentistry they have received	8	8	N/A	92.7%	91.6%	91.4%
% of Patients satisfied with the time they had to wait for an appointment	7	8	N/A	88.3%	88.1%	87.7%

* This is based on patients treated on this contract for their most recent course of treatment. Figures in italics indicate the base number of FP17s or Patient Questionnaire responses are less than 100. N/A is shown where the base number of responses is less than 10 during the period. % is calculated as Quantity/Base number*100

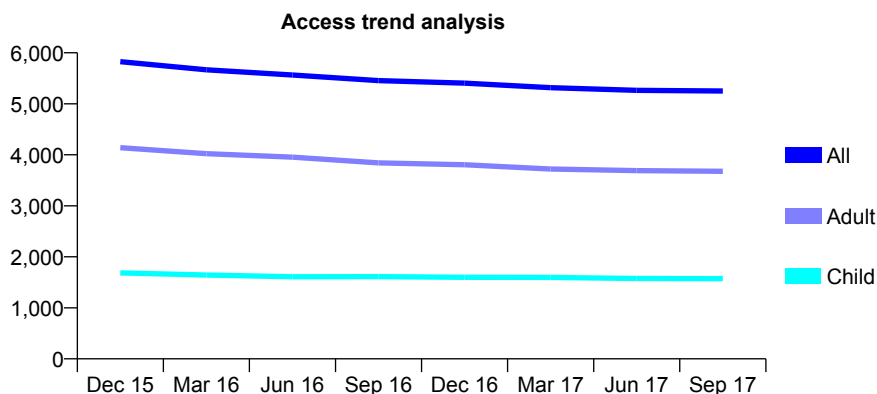
Q51 - Vital Signs At a Glance Contract Report for 230901/0001 - September 2017

Name or company name	Julius Dental
Contract type name	GDS Contract
Purpose of contract	General and Orthodontic
Contract start date	01/04/2006
Contract end date	

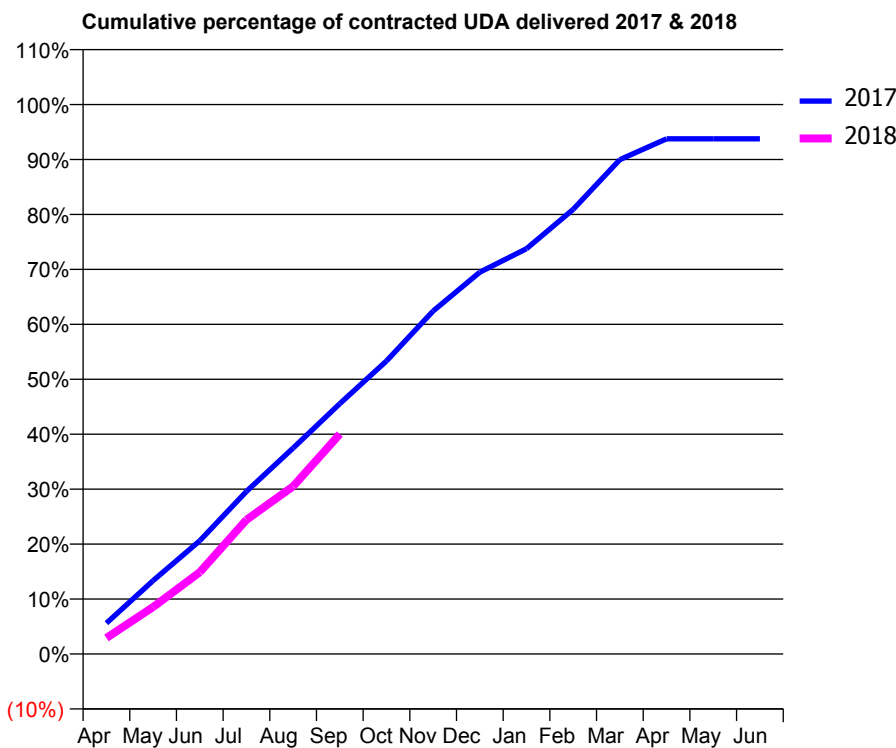
17/18 Contracted general activity (UDA)	19,164
Carry forward general activity (UDA)	0
17/18 Contracted orthodontic activity (UOA)	1,050
Carry forward orthodontic activity (UOA)	0
Baseline contract value	£617,342.34

ACCESS*

Patients seen in 24 months	Total	Change since previous quarter
Quarter ending September 2016	5,456	
Quarter ending December 2016	5,405	→
Quarter ending March 2017	5,317	↓
Quarter ending June 2017	5,265	→
Quarter ending September 2017	5,250	→
Variance since September 2016	(3.8%)	↓



ACTIVITY



Month	Adjusted Scheduled Activity (UDA)	
	2017	2018
April	1,077	558
May	2,560	1,639
June	3,951	2,854
July	5,673	4,683
August	7,181	5,847
September	8,733	7,673
October	10,222	
November	11,962	
December	13,315	
January	14,134	
February	15,508	
March	17,242	
April	17,966	
May	17,969	
June	17,966	

QUALITY

	Quantity	Base Number	Contract	AT	Region	England
% of FP17s for the same patient ID Re-attending within 3 months - Children	146	1,356	10.8%	9.7%	12.8%	11.9%
% of FP17s for the same patient ID Re-attending within 3 months - Adults	263	2,441	10.8%	14.4%	16.5%	15.9%
% of FP17s for the same patient ID Re-attending between 3 & 9 months - Children	841	1,356	62.0%	58.9%	59.7%	58.1%
% of FP17s for the same patient ID Re-attending between 3 & 9 months - Adults	1,348	2,441	55.2%	52.9%	53.0%	50.6%
% of FP17s for Band 1 Urgent Courses	193	3,451	5.6%	7.7%	9.2%	9.1%
% of FP17s Relating to Free Repair or Replacements	17	3,451	0.5%	1.1%	1.0%	0.8%
% of FP17s Relating to Continuations	63	3,451	1.8%	1.3%	1.2%	1.1%
% of Patients satisfied with the dentistry they have received	8	8	N/A	92.7%	91.6%	91.4%
% of Patients satisfied with the time they had to wait for an appointment	8	8	N/A	88.3%	88.1%	87.7%

* This is based on patients treated on this contract for their most recent course of treatment. Figures in italics indicate the base number of FP17s or Patient Questionnaire responses are less than 100. N/A is shown where the base number of responses is less than 10 during the period. % is calculated as Quantity/Base number*100

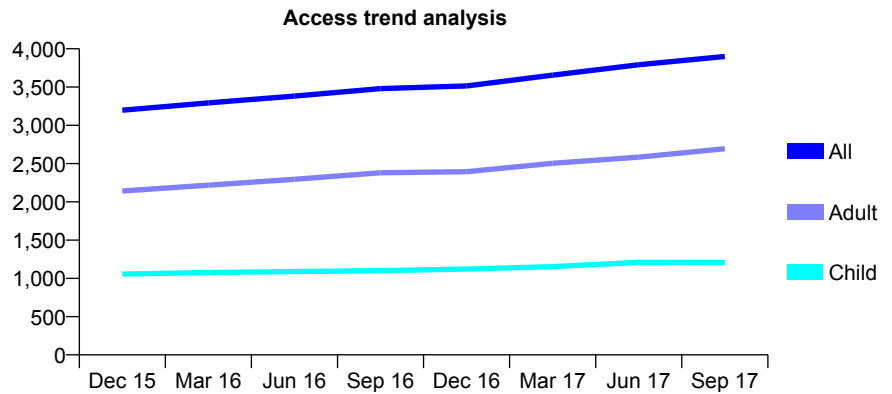
Q51 - Vital Signs At a Glance Contract Report for 233021/0001 - September 2017

Name or company name	MR AJ CADMAN
Contract type name	GDS Contract
Purpose of contract	General
Contract start date	01/04/2006
Contract end date	

17/18 Contracted general activity (UDA)	7,585
Carry forward general activity (UDA)	0
17/18 Contracted orthodontic activity (UOA)	0
Carry forward orthodontic activity (UOA)	0
Baseline contract value	£247,543.31

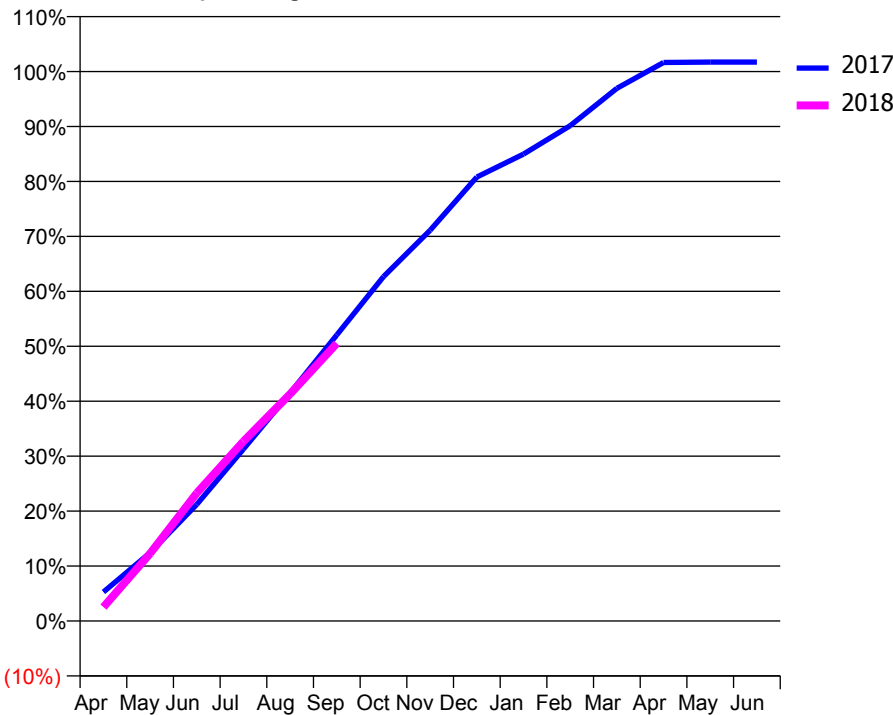
ACCESS*

Patients seen in 24 months	Total	Change since previous quarter
Quarter ending September 2016	3,480	
Quarter ending December 2016	3,515	→
Quarter ending March 2017	3,656	↑
Quarter ending June 2017	3,792	↑
Quarter ending September 2017	3,900	↑
Variance since September 2016	12.1%	↑



ACTIVITY

Cumulative percentage of contracted UDA delivered 2017 & 2018



Month	Adjusted Scheduled Activity (UDA)	
	2017	2018
April	400	193
May	944	932
June	1,610	1,766
July	2,374	2,481
August	3,149	3,133
September	3,949	3,833
October	4,753	
November	5,394	
December	6,128	
January	6,446	
February	6,836	
March	7,353	
April	7,709	
May	7,714	
June	7,715	

QUALITY

	Quantity	Base Number	Contract	AT	Region	England
% of FP17s for the same patient ID Re-attending within 3 months - Children	49	997	4.9%	9.7%	12.8%	11.9%
% of FP17s for the same patient ID Re-attending within 3 months - Adults	177	2,003	8.8%	14.4%	16.5%	15.9%
% of FP17s for the same patient ID Re-attending between 3 & 9 months - Children	645	997	64.7%	58.9%	59.7%	58.1%
% of FP17s for the same patient ID Re-attending between 3 & 9 months - Adults	980	2,003	48.9%	52.9%	53.0%	50.6%
% of FP17s for Band 1 Urgent Courses	126	2,312	5.4%	7.7%	9.2%	9.1%
% of FP17s Relating to Free Repair or Replacements	9	2,312	0.4%	1.1%	1.0%	0.8%
% of FP17s Relating to Continuations	15	2,312	0.6%	1.3%	1.2%	1.1%
% of Patients satisfied with the dentistry they have received	5	5	N/A	92.7%	91.6%	91.4%
% of Patients satisfied with the time they had to wait for an appointment	5	5	N/A	88.3%	88.1%	87.7%

* This is based on patients treated on this contract for their most recent course of treatment. Figures in italics indicate the base number of FP17s or Patient Questionnaire responses are less than 100. N/A is shown where the base number of responses is less than 10 during the period. % is calculated as Quantity/Base number*100

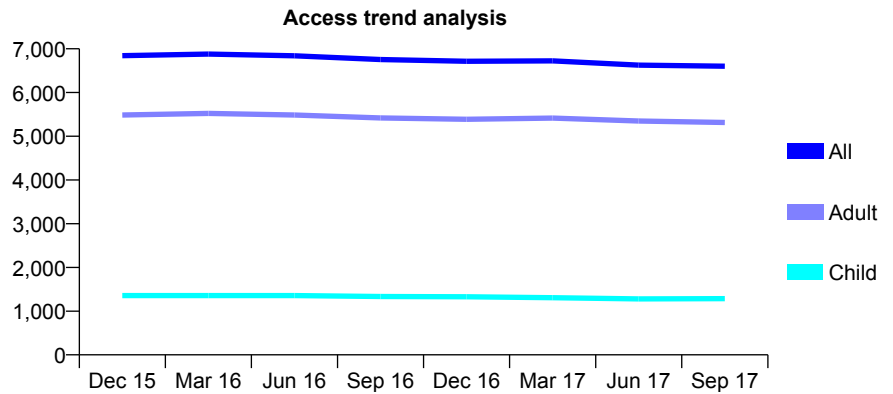
Q51 - Vital Signs At a Glance Contract Report for 234230/0001 - September 2017

Name or company name	MR IA SHELBOURNE
Contract type name	GDS Contract
Purpose of contract	General
Contract start date	01/12/2008
Contract end date	

17/18 Contracted general activity (UDA)	20,016
Carry forward general activity (UDA)	0
17/18 Contracted orthodontic activity (UOA)	0
Carry forward orthodontic activity (UOA)	0
Baseline contract value	£561,262.12

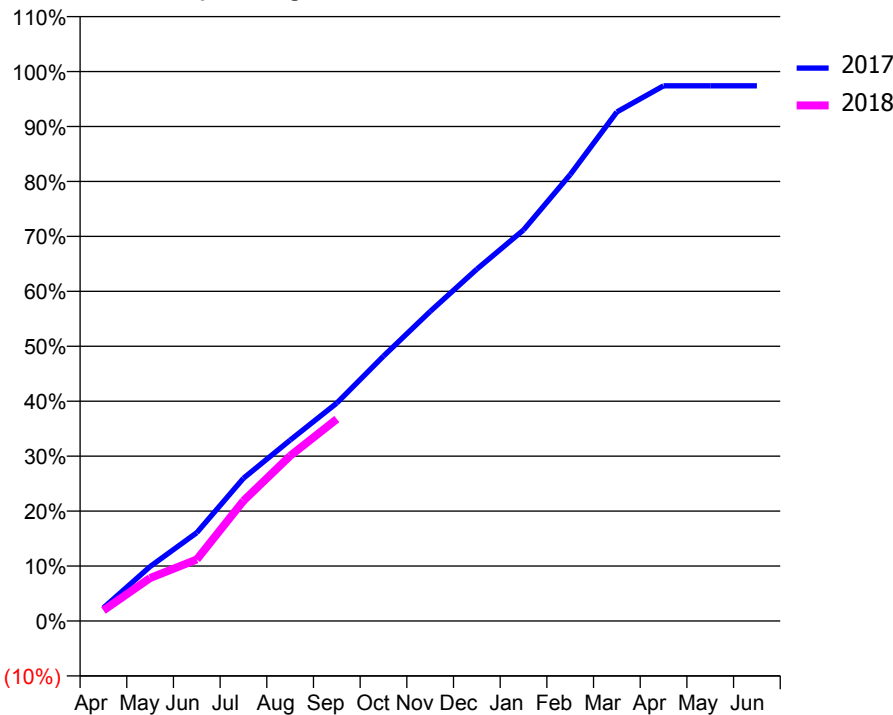
ACCESS*

Patients seen in 24 months	Total	Change since previous quarter
Quarter ending September 2016	6,754	
Quarter ending December 2016	6,715	→
Quarter ending March 2017	6,724	→
Quarter ending June 2017	6,627	↓
Quarter ending September 2017	6,603	→
Variance since September 2016	(2.2%)	↓



ACTIVITY

Cumulative percentage of contracted UDA delivered 2017 & 2018



Month	Adjusted Scheduled Activity (UDA)	
	2017	2018
April	478	388
May	1,986	1,567
June	3,216	2,243
July	5,201	4,378
August	6,591	6,016
September	7,941	7,356
October	9,649	
November	11,277	
December	12,816	
January	14,243	
February	16,259	
March	18,541	
April	19,493	
May	19,496	
June	19,496	

QUALITY

	Quantity	Base Number	Contract	AT	Region	England
% of FP17s for the same patient ID Re-attending within 3 months - Children	43	875	4.9%	9.7%	12.8%	11.9%
% of FP17s for the same patient ID Re-attending within 3 months - Adults	461	3,421	13.5%	14.4%	16.5%	15.9%
% of FP17s for the same patient ID Re-attending between 3 & 9 months - Children	559	875	63.9%	58.9%	59.7%	58.1%
% of FP17s for the same patient ID Re-attending between 3 & 9 months - Adults	1,749	3,421	51.1%	52.9%	53.0%	50.6%
% of FP17s for Band 1 Urgent Courses	216	3,888	5.6%	7.7%	9.2%	9.1%
% of FP17s Relating to Free Repair or Replacements	45	3,888	1.2%	1.1%	1.0%	0.8%
% of FP17s Relating to Continuations	107	3,888	2.8%	1.3%	1.2%	1.1%
% of Patients satisfied with the dentistry they have received	19	20	95.0%	92.7%	91.6%	91.4%
% of Patients satisfied with the time they had to wait for an appointment	18	20	90.0%	88.3%	88.1%	87.7%

* This is based on patients treated on this contract for their most recent course of treatment. Figures in italics indicate the base number of FP17s or Patient Questionnaire responses are less than 100. N/A is shown where the base number of responses is less than 10 during the period. % is calculated as Quantity/Base number*100

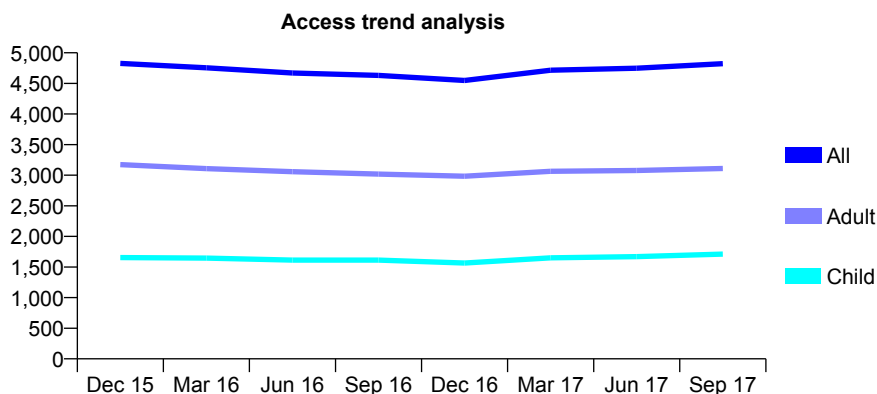
Q51 - Vital Signs At a Glance Contract Report for 253421/0003 - September 2017

Name or company name	MR MA CHOUDHRY
Contract type name	GDS Contract
Purpose of contract	General
Contract start date	01/04/2006
Contract end date	

17/18 Contracted general activity (UDA)	11,573
Carry forward general activity (UDA)	0
17/18 Contracted orthodontic activity (UOA)	0
Carry forward orthodontic activity (UOA)	0
Baseline contract value	£370,199.91

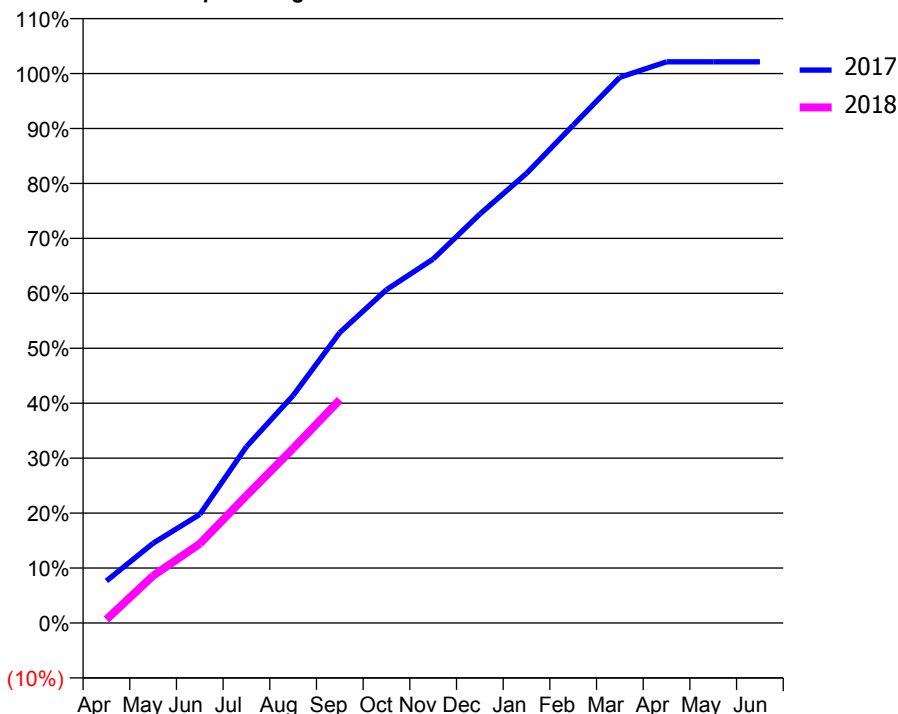
ACCESS*

Patients seen in 24 months	Total	Change since previous quarter
Quarter ending September 2016	4,631	
Quarter ending December 2016	4,548	↓
Quarter ending March 2017	4,716	↑
Quarter ending June 2017	4,749	→
Quarter ending September 2017	4,822	→
Variance since September 2016	4.1%	↑



ACTIVITY

Cumulative percentage of contracted UDA delivered 2017 & 2018



Adjusted Scheduled Activity (UDA)

Month	2017	2018
April	887	74
May	1,681	997
June	2,287	1,668
July	3,715	2,684
August	4,793	3,678
September	6,117	4,704
October	7,020	
November	7,664	
December	8,613	
January	9,468	
February	10,486	
March	11,494	
April	11,818	
May	11,818	
June	11,818	

QUALITY

	Quantity	Base Number	Contract	AT	Region	England
% of FP17s for the same patient ID Re-attending within 3 months - Children	73	1,167	6.3%	9.7%	12.8%	11.9%
% of FP17s for the same patient ID Re-attending within 3 months - Adults	351	2,003	17.5%	14.4%	16.5%	15.9%
% of FP17s for the same patient ID Re-attending between 3 & 9 months - Children	513	1,167	44.0%	58.9%	59.7%	58.1%
% of FP17s for the same patient ID Re-attending between 3 & 9 months - Adults	730	2,003	36.4%	52.9%	53.0%	50.6%
% of FP17s for Band 1 Urgent Courses	274	2,148	12.8%	7.7%	9.2%	9.1%
% of FP17s Relating to Free Repair or Replacements	13	2,148	0.6%	1.1%	1.0%	0.8%
% of FP17s Relating to Continuations	26	2,148	1.2%	1.3%	1.2%	1.1%
% of Patients satisfied with the dentistry they have received	4	4	N/A	92.7%	91.6%	91.4%
% of Patients satisfied with the time they had to wait for an appointment	4	4	N/A	88.3%	88.1%	87.7%

* This is based on patients treated on this contract for their most recent course of treatment. Figures in italics indicate the base number of FP17s or Patient Questionnaire responses are less than 100. N/A is shown where the base number of responses is less than 10 during the period. % is calculated as Quantity/Base number*100

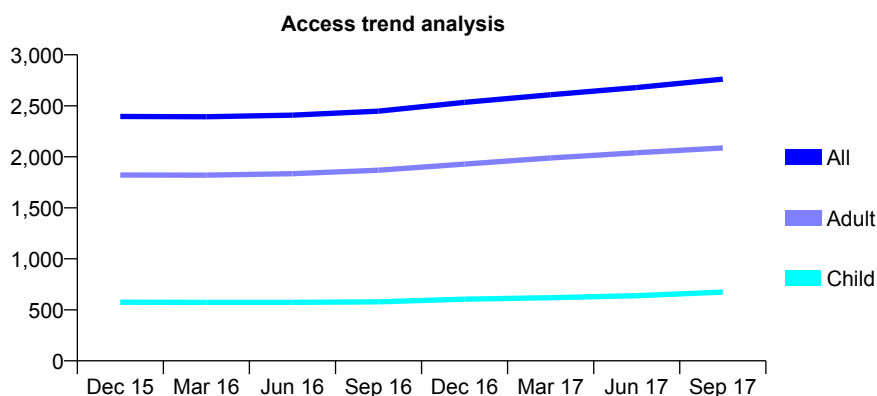
Q51 - Vital Signs At a Glance Contract Report for 263478/0001 - September 2017

Name or company name	Tickhill Dental & Implant Centre Limited
Contract type name	GDS Contract
Purpose of contract	General
Contract start date	01/01/2011
Contract end date	

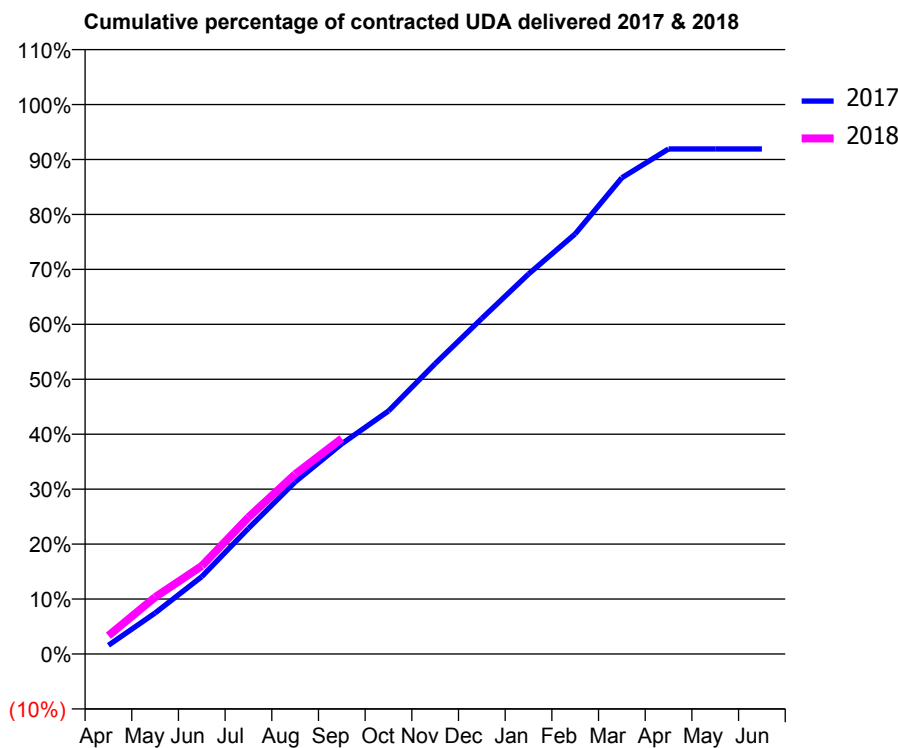
17/18 Contracted general activity (UDA)	9,040
Carry forward general activity (UDA)	0
17/18 Contracted orthodontic activity (UOA)	0
Carry forward orthodontic activity (UOA)	0
Baseline contract value	£258,729.74

ACCESS*

Patients seen in 24 months	Total	Change since previous quarter
Quarter ending September 2016	2,448	
Quarter ending December 2016	2,534	↑
Quarter ending March 2017	2,608	↑
Quarter ending June 2017	2,679	↑
Quarter ending September 2017	2,761	↑
Variance since September 2016	12.8%	↑



ACTIVITY



Month	Adjusted Scheduled Activity (UDA)	
	2017	2018
April	144	302
May	675	935
June	1,273	1,450
July	2,067	2,250
August	2,830	2,957
September	3,459	3,546
October	3,999	
November	4,777	
December	5,520	
January	6,251	
February	6,911	
March	7,836	
April	8,308	
May	8,308	
June	8,308	

QUALITY

	Quantity	Base Number	Contract	AT	Region	England
% of FP17s for the same patient ID Re-attending within 3 months - Children	33	546	6.0%	9.7%	12.8%	11.9%
% of FP17s for the same patient ID Re-attending within 3 months - Adults	243	1,710	14.2%	14.4%	16.5%	15.9%
% of FP17s for the same patient ID Re-attending between 3 & 9 months - Children	366	546	67.0%	58.9%	59.7%	58.1%
% of FP17s for the same patient ID Re-attending between 3 & 9 months - Adults	1,166	1,710	68.2%	52.9%	53.0%	50.6%
% of FP17s for Band 1 Urgent Courses	124	2,051	6.0%	7.7%	9.2%	9.1%
% of FP17s Relating to Free Repair or Replacements	7	2,051	0.3%	1.1%	1.0%	0.8%
% of FP17s Relating to Continuations	42	2,051	2.0%	1.3%	1.2%	1.1%
% of Patients satisfied with the dentistry they have received	38	39	97.4%	92.7%	91.6%	91.4%
% of Patients satisfied with the time they had to wait for an appointment	39	39	100.0%	88.3%	88.1%	87.7%

* This is based on patients treated on this contract for their most recent course of treatment. Figures in italics indicate the base number of FP17s or Patient Questionnaire responses are less than 100. N/A is shown where the base number of responses is less than 10 during the period. % is calculated as Quantity/Base number*100

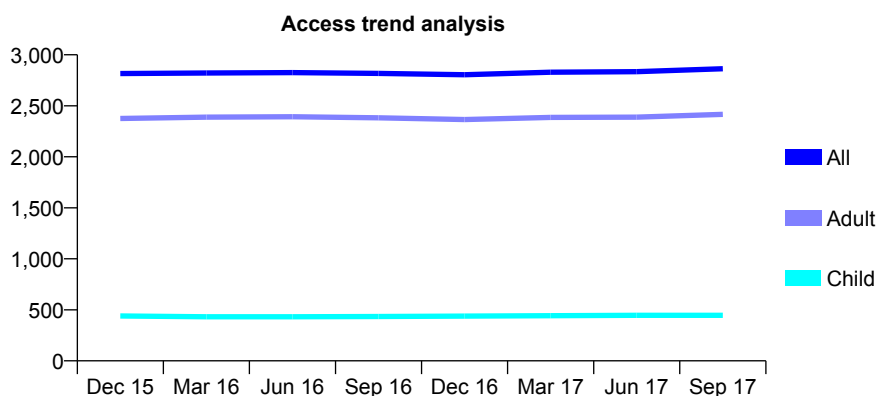
Q51 - Vital Signs At a Glance Contract Report for 320331/0001 - September 2017

Name or company name	MR PR GIBBONS
Contract type name	GDS Contract
Purpose of contract	General
Contract start date	01/04/2006
Contract end date	

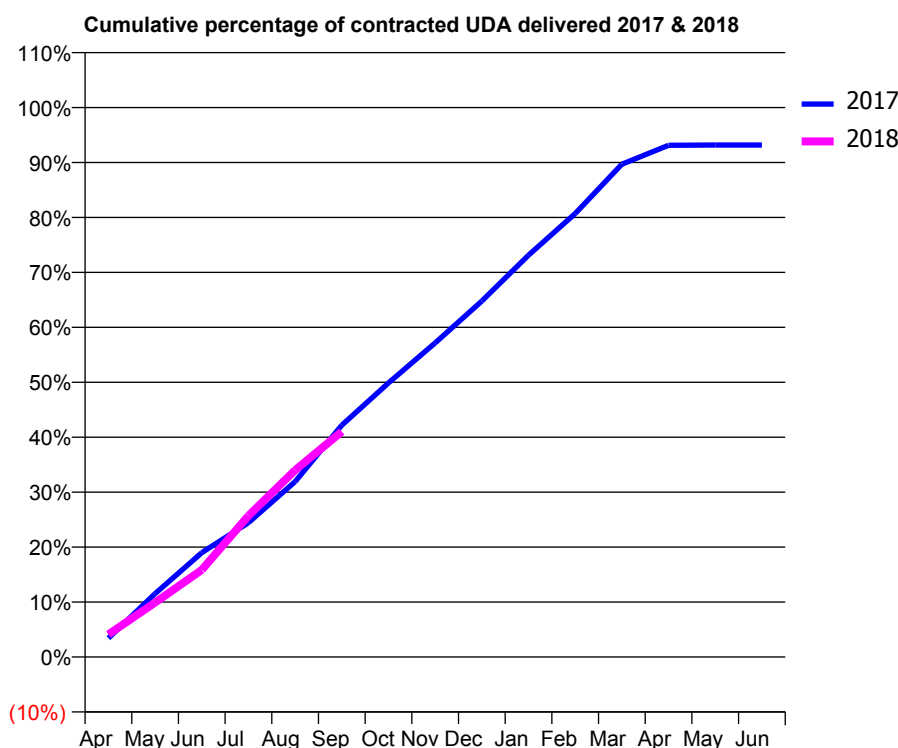
17/18 Contracted general activity (UDA)	9,483
Carry forward general activity (UDA)	0
17/18 Contracted orthodontic activity (UOA)	0
Carry forward orthodontic activity (UOA)	0
Baseline contract value	£265,930.84

ACCESS*

Patients seen in 24 months	Total	Change since previous quarter
Quarter ending September 2016	2,818	
Quarter ending December 2016	2,804	→
Quarter ending March 2017	2,829	→
Quarter ending June 2017	2,835	→
Quarter ending September 2017	2,863	→
Variance since September 2016	1.6%	→



ACTIVITY



Month	Adjusted Scheduled Activity (UDA)	
	2017	2018
April	326	389
May	1,094	940
June	1,802	1,505
July	2,318	2,438
August	3,027	3,226
September	4,000	3,890
October	4,730	
November	5,420	
December	6,143	
January	6,934	
February	7,653	
March	8,503	
April	8,831	
May	8,835	
June	8,836	

QUALITY

	Quantity	Base Number	Contract	AT	Region	England
% of FP17s for the same patient ID Re-attending within 3 months - Children	55	433	12.7%	9.7%	12.8%	11.9%
% of FP17s for the same patient ID Re-attending within 3 months - Adults	257	1,925	13.4%	14.4%	16.5%	15.9%
% of FP17s for the same patient ID Re-attending between 3 & 9 months - Children	286	433	66.1%	58.9%	59.7%	58.1%
% of FP17s for the same patient ID Re-attending between 3 & 9 months - Adults	1,137	1,925	59.1%	52.9%	53.0%	50.6%
% of FP17s for Band 1 Urgent Courses	7	2,167	0.3%	7.7%	9.2%	9.1%
% of FP17s Relating to Free Repair or Replacements	24	2,167	1.1%	1.1%	1.0%	0.8%
% of FP17s Relating to Continuations	86	2,167	4.0%	1.3%	1.2%	1.1%
% of Patients satisfied with the dentistry they have received	3	3	N/A	92.7%	91.6%	91.4%
% of Patients satisfied with the time they had to wait for an appointment	2	3	N/A	88.3%	88.1%	87.7%

* This is based on patients treated on this contract for their most recent course of treatment. Figures in italics indicate the base number of FP17s or Patient Questionnaire responses are less than 100. N/A is shown where the base number of responses is less than 10 during the period. % is calculated as Quantity/Base number*100

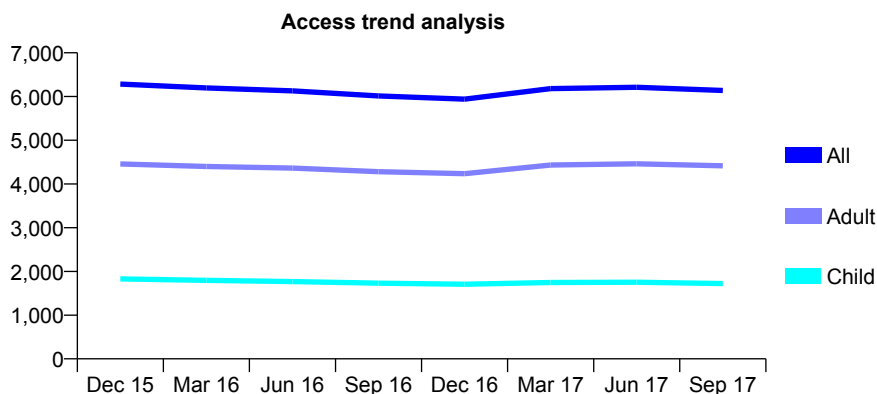
Q51 - Vital Signs At a Glance Contract Report for 325880/0001 - September 2017

Name or company name	Mr RJ Anderson & Mr RR Broadberry
Contract type name	GDS Contract
Purpose of contract	General
Contract start date	01/04/2006
Contract end date	

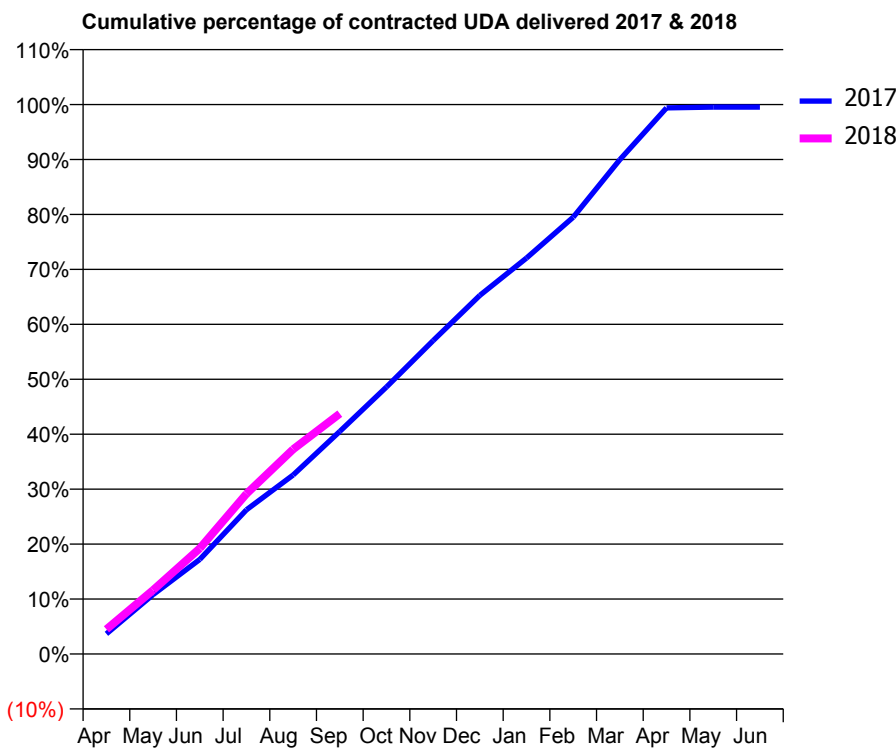
17/18 Contracted general activity (UDA)	16,565
Carry forward general activity (UDA)	0
17/18 Contracted orthodontic activity (UOA)	0
Carry forward orthodontic activity (UOA)	0
Baseline contract value	£432,354.91

ACCESS*

Patients seen in 24 months	Total	Change since previous quarter
Quarter ending September 2016	6,012	
Quarter ending December 2016	5,940	↓
Quarter ending March 2017	6,180	↑
Quarter ending June 2017	6,213	→
Quarter ending September 2017	6,137	↓
Variance since September 2016	2.1%	↑



ACTIVITY



Month	Adjusted Scheduled Activity (UDA)	
	2017	2018
April	610	744
May	1,790	1,928
June	2,853	3,185
July	4,349	4,831
August	5,395	6,171
September	6,712	7,244
October	8,050	
November	9,448	
December	10,810	
January	11,936	
February	13,167	
March	14,902	
April	16,465	
May	16,488	
June	16,486	

QUALITY

	Quantity	Base Number	Contract	AT	Region	England
% of FP17s for the same patient ID Re-attending within 3 months - Children	94	1,419	6.6%	9.7%	12.8%	11.9%
% of FP17s for the same patient ID Re-attending within 3 months - Adults	461	3,385	13.6%	14.4%	16.5%	15.9%
% of FP17s for the same patient ID Re-attending between 3 & 9 months - Children	893	1,419	62.9%	58.9%	59.7%	58.1%
% of FP17s for the same patient ID Re-attending between 3 & 9 months - Adults	1,839	3,385	54.3%	52.9%	53.0%	50.6%
% of FP17s for Band 1 Urgent Courses	283	4,064	7.0%	7.7%	9.2%	9.1%
% of FP17s Relating to Free Repair or Replacements	48	4,064	1.2%	1.1%	1.0%	0.8%
% of FP17s Relating to Continuations	10	4,064	0.2%	1.3%	1.2%	1.1%
% of Patients satisfied with the dentistry they have received	17	19	89.5%	92.7%	91.6%	91.4%
% of Patients satisfied with the time they had to wait for an appointment	17	19	89.5%	88.3%	88.1%	87.7%

* This is based on patients treated on this contract for their most recent course of treatment. Figures in italics indicate the base number of FP17s or Patient Questionnaire responses are less than 100. N/A is shown where the base number of responses is less than 10 during the period. % is calculated as Quantity/Base number*100

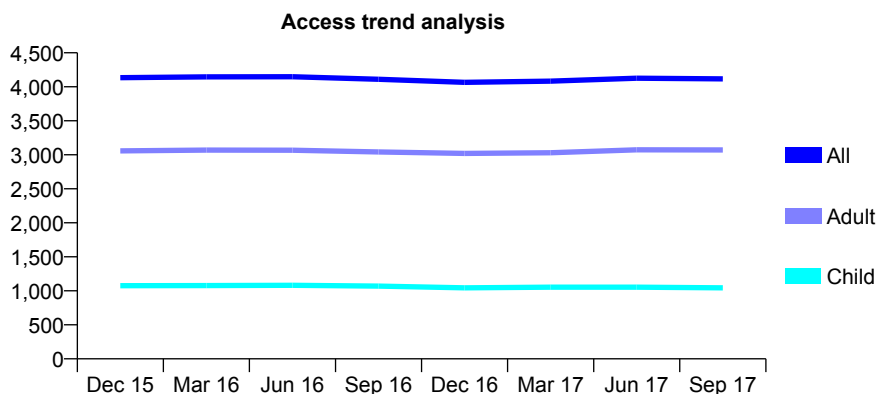
Q51 - Vital Signs At a Glance Contract Report for 327255/0001 - September 2017

Name or company name	High Street Dental Care
Contract type name	GDS Contract
Purpose of contract	General
Contract start date	01/04/2006
Contract end date	

17/18 Contracted general activity (UDA)	12,485
Carry forward general activity (UDA)	0
17/18 Contracted orthodontic activity (UOA)	0
Carry forward orthodontic activity (UOA)	0
Baseline contract value	£399,526.05

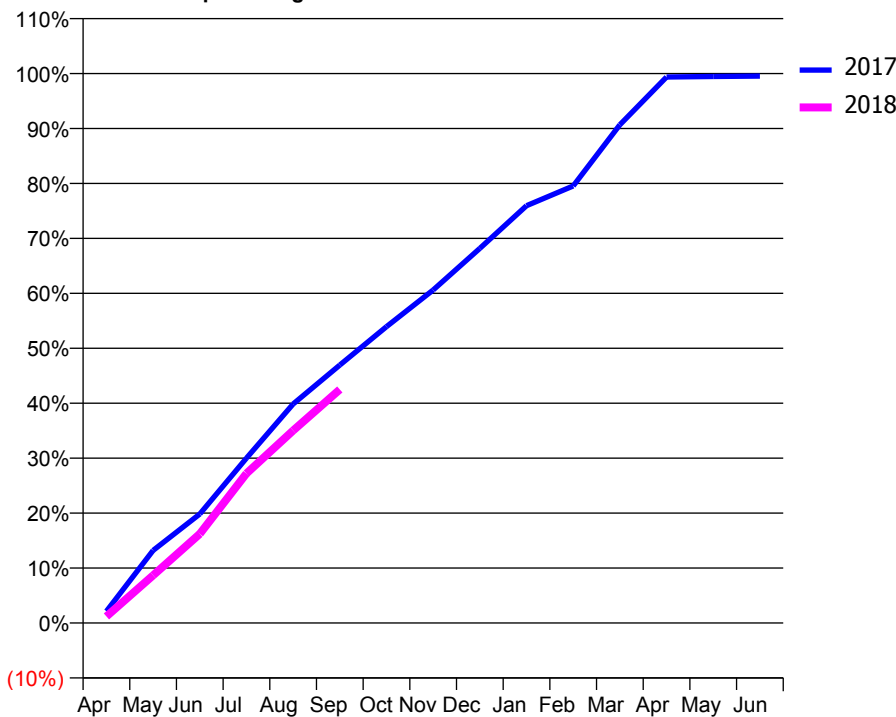
ACCESS*

Patients seen in 24 months	Total	Change since previous quarter
Quarter ending September 2016	4,111	
Quarter ending December 2016	4,066	↓
Quarter ending March 2017	4,084	→
Quarter ending June 2017	4,127	→
Quarter ending September 2017	4,117	→
Variance since September 2016	0.1%	→



ACTIVITY

Cumulative percentage of contracted UDA delivered 2017 & 2018



Month	Adjusted Scheduled Activity (UDA)	
	2017	2018
April	268	151
May	1,649	1,083
June	2,476	2,025
July	3,746	3,398
August	4,978	4,374
September	5,862	5,305
October	6,733	
November	7,566	
December	8,513	
January	9,482	
February	9,930	
March	11,321	
April	12,405	
May	12,417	
June	12,427	

QUALITY

	Quantity	Base Number	Contract	AT	Region	England
% of FP17s for the same patient ID Re-attending within 3 months - Children	44	978	4.5%	9.7%	12.8%	11.9%
% of FP17s for the same patient ID Re-attending within 3 months - Adults	328	2,564	12.8%	14.4%	16.5%	15.9%
% of FP17s for the same patient ID Re-attending between 3 & 9 months - Children	713	978	72.9%	58.9%	59.7%	58.1%
% of FP17s for the same patient ID Re-attending between 3 & 9 months - Adults	1,569	2,564	61.2%	52.9%	53.0%	50.6%
% of FP17s for Band 1 Urgent Courses	144	3,008	4.8%	7.7%	9.2%	9.1%
% of FP17s Relating to Free Repair or Replacements	42	3,008	1.4%	1.1%	1.0%	0.8%
% of FP17s Relating to Continuations	6	3,008	0.2%	1.3%	1.2%	1.1%
% of Patients satisfied with the dentistry they have received	11	11	100.0%	92.7%	91.6%	91.4%
% of Patients satisfied with the time they had to wait for an appointment	10	11	90.9%	88.3%	88.1%	87.7%

* This is based on patients treated on this contract for their most recent course of treatment. Figures in italics indicate the base number of FP17s or Patient Questionnaire responses are less than 100. N/A is shown where the base number of responses is less than 10 during the period. % is calculated as Quantity/Base number*100

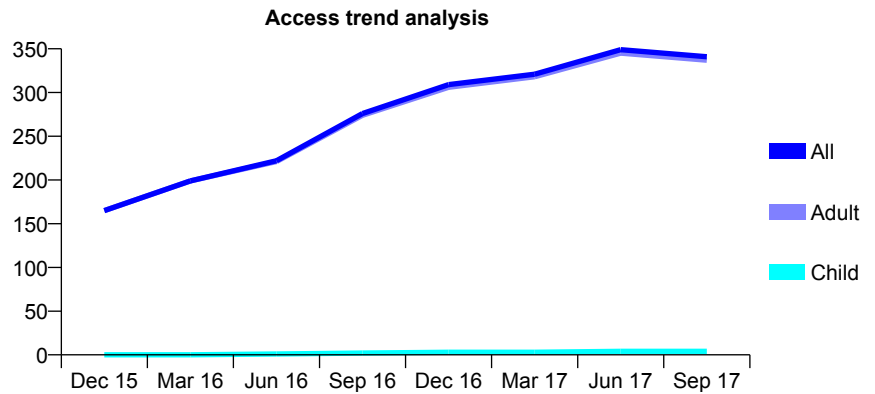
Q51 - Vital Signs At a Glance Contract Report for 327972/0001 - September 2017

Name or company name	MR AP ROSE
Contract type name	PDS Contract
Purpose of contract	General
Contract start date	01/04/2006
Contract end date	31/03/2018

17/18 Contracted general activity (UDA)	1,140
Carry forward general activity (UDA)	0
17/18 Contracted orthodontic activity (UOA)	0
Carry forward orthodontic activity (UOA)	0
Baseline contract value	£48,055.49

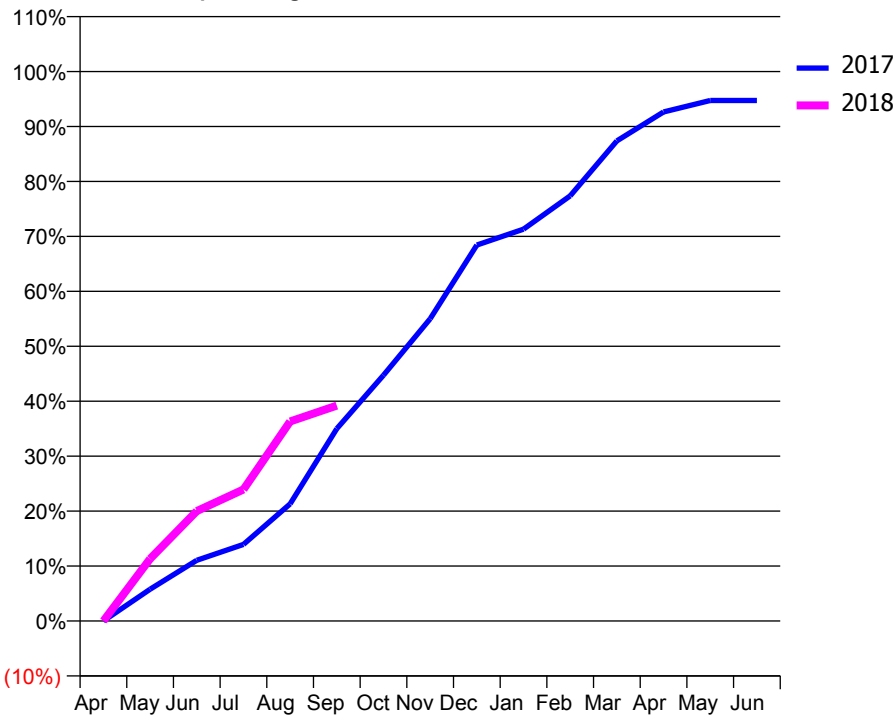
ACCESS*

Patients seen in 24 months	Total	Change since previous quarter
Quarter ending September 2016	276	
Quarter ending December 2016	309	↑
Quarter ending March 2017	321	↑
Quarter ending June 2017	349	↑
Quarter ending September 2017	341	↓
Variance since September 2016	23.6%	↑



ACTIVITY

Cumulative percentage of contracted UDA delivered 2017 & 2018



Month	Adjusted Scheduled Activity (UDA)	
	2017	2018
April	0	0
May	66	129
June	126	228
July	159	273
August	243	414
September	399	447
October	510	
November	627	
December	780	
January	813	
February	882	
March	996	
April	1,056	
May	1,080	
June	1,080	

QUALITY

	Quantity	Base Number	Contract	AT	Region	England
% of FP17s for the same patient ID Re-attending within 3 months - Children	0	3	0.0%	9.7%	12.8%	11.9%
% of FP17s for the same patient ID Re-attending within 3 months - Adults	19	175	10.9%	14.4%	16.5%	15.9%
% of FP17s for the same patient ID Re-attending between 3 & 9 months - Children	0	3	0.0%	58.9%	59.7%	58.1%
% of FP17s for the same patient ID Re-attending between 3 & 9 months - Adults	0	175	0.0%	52.9%	53.0%	50.6%
% of FP17s for Band 1 Urgent Courses	0	150	0.0%	7.7%	9.2%	9.1%
% of FP17s Relating to Free Repair or Replacements	0	150	0.0%	1.1%	1.0%	0.8%
% of FP17s Relating to Continuations	0	150	0.0%	1.3%	1.2%	1.1%
% of Patients satisfied with the dentistry they have received	0	0	N/A	92.7%	91.6%	91.4%
% of Patients satisfied with the time they had to wait for an appointment	0	0	N/A	88.3%	88.1%	87.7%

* This is based on patients treated on this contract for their most recent course of treatment. Figures in italics indicate the base number of FP17s or Patient Questionnaire responses are less than 100. N/A is shown where the base number of responses is less than 10 during the period. % is calculated as Quantity/Base number*100

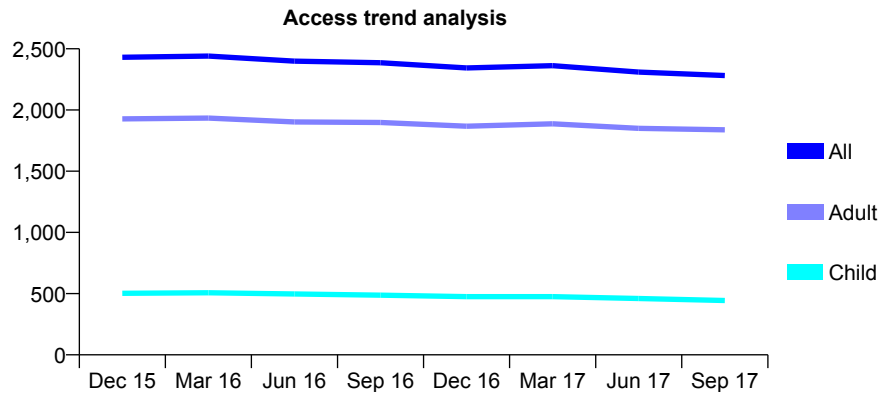
Q51 - Vital Signs At a Glance Contract Report for 352470/0002 - September 2017

Name or company name	MR H CROSSLEY
Contract type name	GDS Contract
Purpose of contract	General
Contract start date	02/09/2012
Contract end date	

17/18 Contracted general activity (UDA)	7,004
Carry forward general activity (UDA)	0
17/18 Contracted orthodontic activity (UOA)	0
Carry forward orthodontic activity (UOA)	0
Baseline contract value	£196,396.87

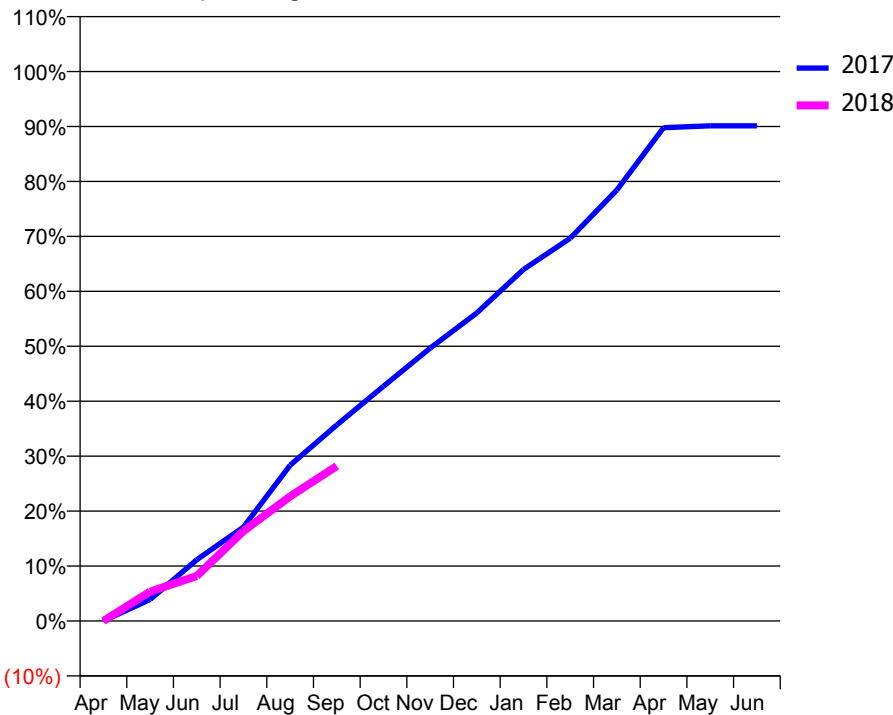
ACCESS*

Patients seen in 24 months	Total	Change since previous quarter
Quarter ending September 2016	2,386	
Quarter ending December 2016	2,344	↓
Quarter ending March 2017	2,362	→
Quarter ending June 2017	2,310	↓
Quarter ending September 2017	2,282	↓
Variance since September 2016	(4.4%)	↓



ACTIVITY

Cumulative percentage of contracted UDA delivered 2017 & 2018



Month	Adjusted Scheduled Activity (UDA)	
	2017	2018
April	0	0
May	275	375
June	781	573
July	1,198	1,147
August	1,987	1,589
September	2,499	1,976
October	2,993	
November	3,478	
December	3,927	
January	4,481	
February	4,879	
March	5,494	
April	6,288	
May	6,312	
June	6,312	

QUALITY

	Quantity	Base Number	Contract	AT	Region	England
% of FP17s for the same patient ID Re-attending within 3 months - Children	17	256	6.6%	9.7%	12.8%	11.9%
% of FP17s for the same patient ID Re-attending within 3 months - Adults	101	970	10.4%	14.4%	16.5%	15.9%
% of FP17s for the same patient ID Re-attending between 3 & 9 months - Children	147	256	57.4%	58.9%	59.7%	58.1%
% of FP17s for the same patient ID Re-attending between 3 & 9 months - Adults	274	970	28.2%	52.9%	53.0%	50.6%
% of FP17s for Band 1 Urgent Courses	42	882	4.8%	7.7%	9.2%	9.1%
% of FP17s Relating to Free Repair or Replacements	16	882	1.8%	1.1%	1.0%	0.8%
% of FP17s Relating to Continuations	17	882	1.9%	1.3%	1.2%	1.1%
% of Patients satisfied with the dentistry they have received	6	6	N/A	92.7%	91.6%	91.4%
% of Patients satisfied with the time they had to wait for an appointment	6	6	N/A	88.3%	88.1%	87.7%

* This is based on patients treated on this contract for their most recent course of treatment. Figures in italics indicate the base number of FP17s or Patient Questionnaire responses are less than 100. N/A is shown where the base number of responses is less than 10 during the period. % is calculated as Quantity/Base number*100

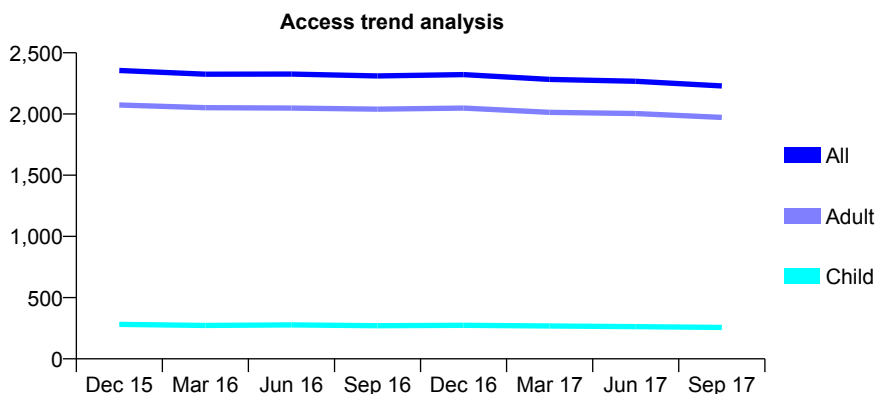
Q51 - Vital Signs At a Glance Contract Report for 563056/0001 - September 2017

Name or company name	MR MP DEWAR
Contract type name	GDS Contract
Purpose of contract	General
Contract start date	01/04/2006
Contract end date	

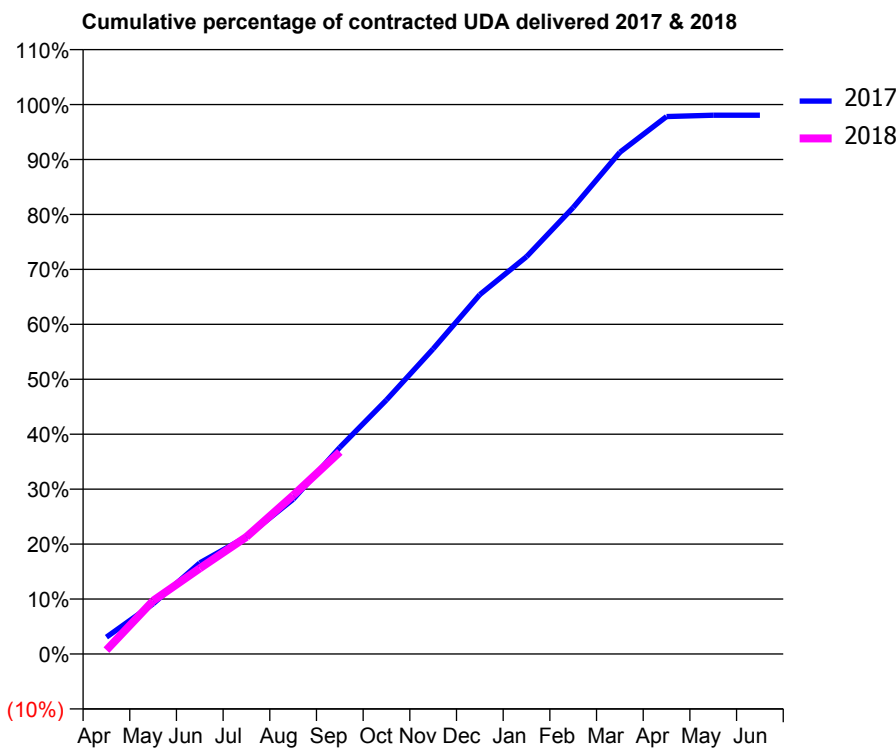
17/18 Contracted general activity (UDA)	7,678
Carry forward general activity (UDA)	0
17/18 Contracted orthodontic activity (UOA)	0
Carry forward orthodontic activity (UOA)	0
Baseline contract value	£171,576.81

ACCESS*

Patients seen in 24 months	Total	Change since previous quarter
Quarter ending September 2016	2,311	
Quarter ending December 2016	2,322	→
Quarter ending March 2017	2,283	↓
Quarter ending June 2017	2,267	→
Quarter ending September 2017	2,229	↓
Variance since September 2016	(3.5%)	↓



ACTIVITY



Month	Adjusted Scheduled Activity (UDA)	
	2017	2018
April	236	55
May	702	744
June	1,274	1,198
July	1,639	1,636
August	2,162	2,217
September	2,887	2,825
October	3,550	
November	4,264	
December	5,022	
January	5,551	
February	6,239	
March	7,011	
April	7,509	
May	7,528	
June	7,529	

QUALITY

	Quantity	Base Number	Contract	AT	Region	England
% of FP17s for the same patient ID Re-attending within 3 months - Children	19	210	9.0%	9.7%	12.8%	11.9%
% of FP17s for the same patient ID Re-attending within 3 months - Adults	428	1,568	27.3%	14.4%	16.5%	15.9%
% of FP17s for the same patient ID Re-attending between 3 & 9 months - Children	145	210	69.0%	58.9%	59.7%	58.1%
% of FP17s for the same patient ID Re-attending between 3 & 9 months - Adults	773	1,568	49.3%	52.9%	53.0%	50.6%
% of FP17s for Band 1 Urgent Courses	178	1,547	11.5%	7.7%	9.2%	9.1%
% of FP17s Relating to Free Repair or Replacements	20	1,547	1.3%	1.1%	1.0%	0.8%
% of FP17s Relating to Continuations	55	1,547	3.6%	1.3%	1.2%	1.1%
% of Patients satisfied with the dentistry they have received	6	7	N/A	92.7%	91.6%	91.4%
% of Patients satisfied with the time they had to wait for an appointment	6	7	N/A	88.3%	88.1%	87.7%

* This is based on patients treated on this contract for their most recent course of treatment. Figures in italics indicate the base number of FP17s or Patient Questionnaire responses are less than 100. N/A is shown where the base number of responses is less than 10 during the period. % is calculated as Quantity/Base number*100

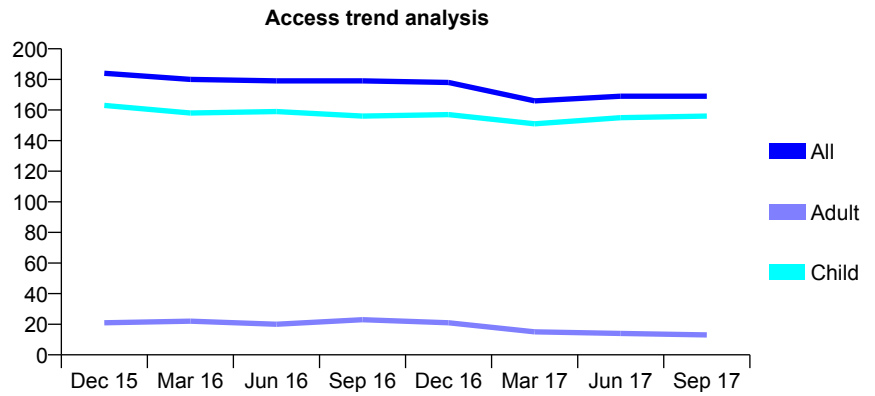
Q51 - Vital Signs At a Glance Contract Report for 567647/0001 - September 2017

Name or company name	MR S HUSSAIN
Contract type name	GDS Contract
Purpose of contract	General
Contract start date	01/04/2006
Contract end date	

17/18 Contracted general activity (UDA)	400
Carry forward general activity (UDA)	0
17/18 Contracted orthodontic activity (UOA)	0
Carry forward orthodontic activity (UOA)	0
Baseline contract value	£11,845.81

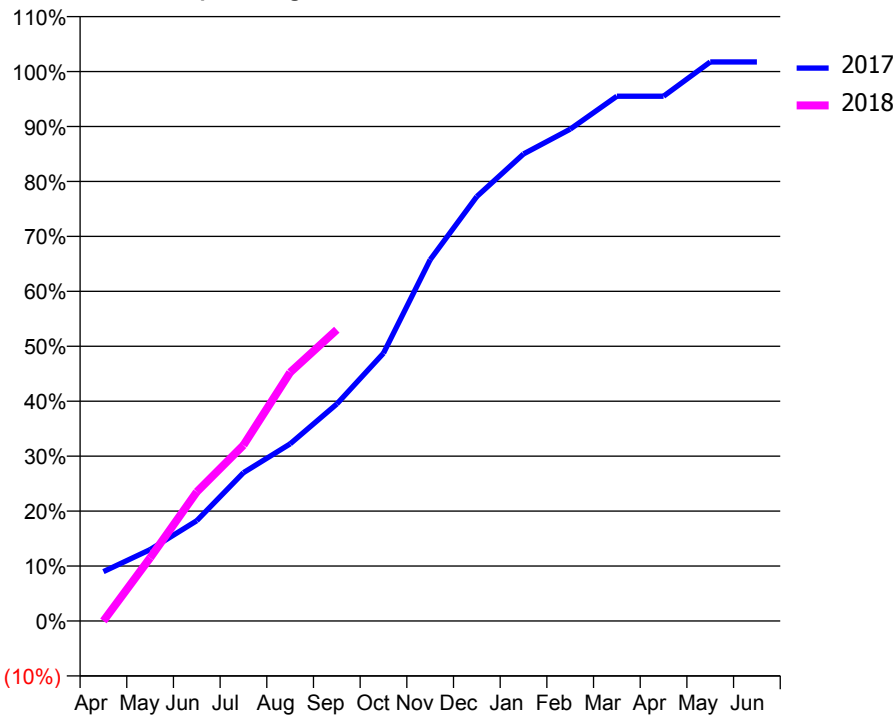
ACCESS*

Patients seen in 24 months	Total	Change since previous quarter
Quarter ending September 2016	179	
Quarter ending December 2016	178	→
Quarter ending March 2017	166	↓
Quarter ending June 2017	169	→
Quarter ending September 2017	169	→
Variance since September 2016	(5.6%)	↓



ACTIVITY

Cumulative percentage of contracted UDA delivered 2017 & 2018



Month	Adjusted Scheduled Activity (UDA)	
	2017	2018
April	36	0
May	52	46
June	73	94
July	108	128
August	129	181
September	158	212
October	195	
November	263	
December	309	
January	340	
February	358	
March	382	
April	382	
May	407	
June	407	

QUALITY

	Quantity	Base Number	Contract	AT	Region	England
% of FP17s for the same patient ID Re-attending within 3 months - Children	6	125	4.8%	9.7%	12.8%	11.9%
% of FP17s for the same patient ID Re-attending within 3 months - Adults	0	0	N/A	14.4%	16.5%	15.9%
% of FP17s for the same patient ID Re-attending between 3 & 9 months - Children	86	125	68.8%	58.9%	59.7%	58.1%
% of FP17s for the same patient ID Re-attending between 3 & 9 months - Adults	0	0	N/A	52.9%	53.0%	50.6%
% of FP17s for Band 1 Urgent Courses	0	110	0.0%	7.7%	9.2%	9.1%
% of FP17s Relating to Free Repair or Replacements	0	110	0.0%	1.1%	1.0%	0.8%
% of FP17s Relating to Continuations	0	110	0.0%	1.3%	1.2%	1.1%
% of Patients satisfied with the dentistry they have received	1	1	N/A	92.7%	91.6%	91.4%
% of Patients satisfied with the time they had to wait for an appointment	1	1	N/A	88.3%	88.1%	87.7%

* This is based on patients treated on this contract for their most recent course of treatment. Figures in italics indicate the base number of FP17s or Patient Questionnaire responses are less than 100. N/A is shown where the base number of responses is less than 10 during the period. % is calculated as Quantity/Base number*100

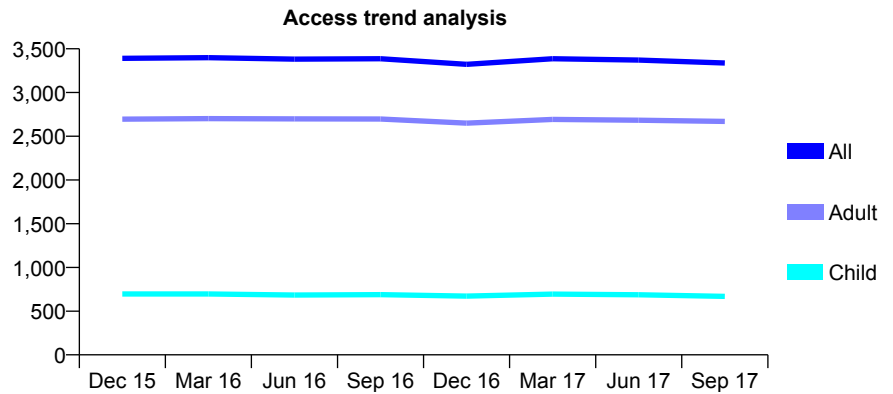
Q51 - Vital Signs At a Glance Contract Report for 568465/0001 - September 2017

Name or company name	MR MB PERCIVAL
Contract type name	GDS Contract
Purpose of contract	General
Contract start date	01/04/2006
Contract end date	

17/18 Contracted general activity (UDA)	9,722
Carry forward general activity (UDA)	0
17/18 Contracted orthodontic activity (UOA)	0
Carry forward orthodontic activity (UOA)	0
Baseline contract value	£295,202.98

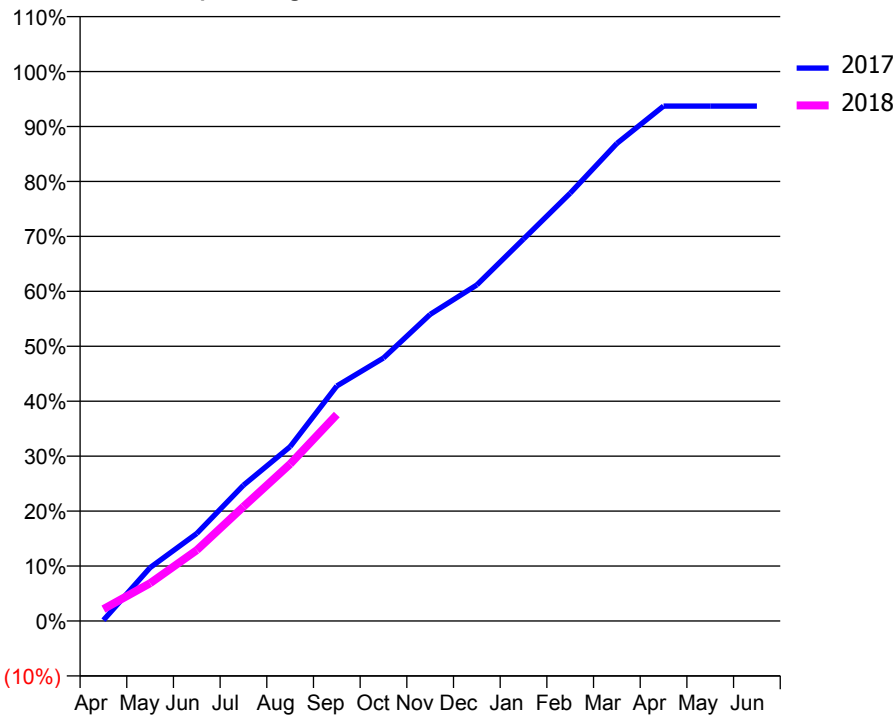
ACCESS*

Patients seen in 24 months	Total	Change since previous quarter
Quarter ending September 2016	3,386	
Quarter ending December 2016	3,322	↓
Quarter ending March 2017	3,387	→
Quarter ending June 2017	3,371	→
Quarter ending September 2017	3,337	↓
Variance since September 2016	(1.4%)	↓



ACTIVITY

Cumulative percentage of contracted UDA delivered 2017 & 2018



Month	Adjusted Scheduled Activity (UDA)	
	2017	2018
April	15	212
May	946	669
June	1,549	1,255
July	2,404	2,022
August	3,085	2,778
September	4,158	3,654
October	4,654	
November	5,426	
December	5,947	
January	6,759	
February	7,569	
March	8,449	
April	9,111	
May	9,111	
June	9,111	

QUALITY

	Quantity	Base Number	Contract	AT	Region	England
% of FP17s for the same patient ID Re-attending within 3 months - Children	40	468	8.5%	9.7%	12.8%	11.9%
% of FP17s for the same patient ID Re-attending within 3 months - Adults	226	1,852	12.2%	14.4%	16.5%	15.9%
% of FP17s for the same patient ID Re-attending between 3 & 9 months - Children	212	468	45.3%	58.9%	59.7%	58.1%
% of FP17s for the same patient ID Re-attending between 3 & 9 months - Adults	1,038	1,852	56.0%	52.9%	53.0%	50.6%
% of FP17s for Band 1 Urgent Courses	150	2,019	7.4%	7.7%	9.2%	9.1%
% of FP17s Relating to Free Repair or Replacements	8	2,019	0.4%	1.1%	1.0%	0.8%
% of FP17s Relating to Continuations	11	2,019	0.5%	1.3%	1.2%	1.1%
% of Patients satisfied with the dentistry they have received	29	31	93.5%	92.7%	91.6%	91.4%
% of Patients satisfied with the time they had to wait for an appointment	28	31	90.3%	88.3%	88.1%	87.7%

* This is based on patients treated on this contract for their most recent course of treatment. Figures in italics indicate the base number of FP17s or Patient Questionnaire responses are less than 100. N/A is shown where the base number of responses is less than 10 during the period. % is calculated as Quantity/Base number*100

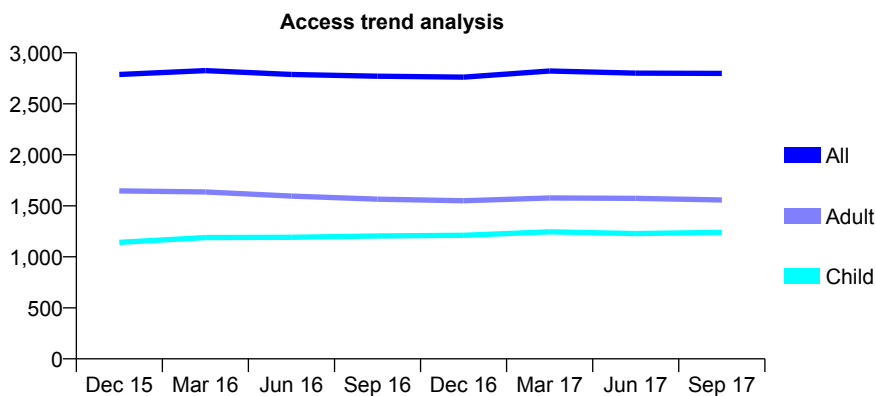
Q51 - Vital Signs At a Glance Contract Report for 572950/0001 - September 2017

Name or company name	MR R JOSEPH
Contract type name	GDS Contract
Purpose of contract	General
Contract start date	01/04/2006
Contract end date	

17/18 Contracted general activity (UDA)	9,012
Carry forward general activity (UDA)	0
17/18 Contracted orthodontic activity (UOA)	0
Carry forward orthodontic activity (UOA)	0
Baseline contract value	£283,986.73

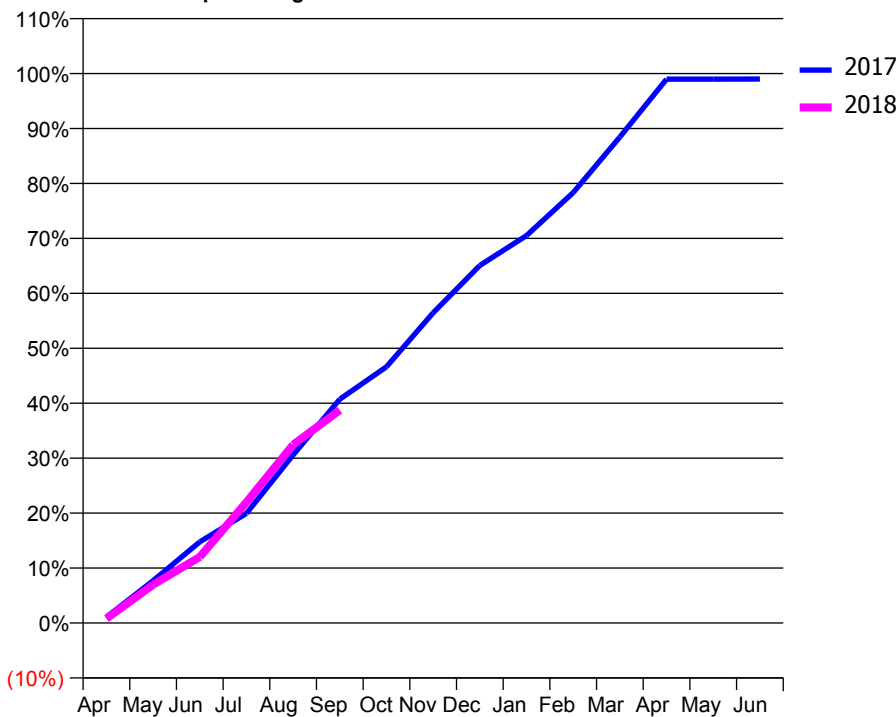
ACCESS*

Patients seen in 24 months	Total	Change since previous quarter
Quarter ending September 2016	2,770	
Quarter ending December 2016	2,761	→
Quarter ending March 2017	2,822	↑
Quarter ending June 2017	2,801	→
Quarter ending September 2017	2,798	→
Variance since September 2016	1.0%	→



ACTIVITY

Cumulative percentage of contracted UDA delivered 2017 & 2018



Month	Adjusted Scheduled Activity (UDA)	
	2017	2018
April	97	72
May	695	628
June	1,331	1,084
July	1,798	1,983
August	2,756	2,924
September	3,671	3,492
October	4,202	
November	5,087	
December	5,864	
January	6,354	
February	7,059	
March	7,971	
April	8,919	
May	8,919	
June	8,922	

QUALITY

	Quantity	Base Number	Contract	AT	Region	England
% of FP17s for the same patient ID Re-attending within 3 months - Children	88	839	10.5%	9.7%	12.8%	11.9%
% of FP17s for the same patient ID Re-attending within 3 months - Adults	183	1,117	16.4%	14.4%	16.5%	15.9%
% of FP17s for the same patient ID Re-attending between 3 & 9 months - Children	381	839	45.4%	58.9%	59.7%	58.1%
% of FP17s for the same patient ID Re-attending between 3 & 9 months - Adults	578	1,117	51.7%	52.9%	53.0%	50.6%
% of FP17s for Band 1 Urgent Courses	118	1,564	7.5%	7.7%	9.2%	9.1%
% of FP17s Relating to Free Repair or Replacements	46	1,564	2.9%	1.1%	1.0%	0.8%
% of FP17s Relating to Continuations	12	1,564	0.8%	1.3%	1.2%	1.1%
% of Patients satisfied with the dentistry they have received	4	4	N/A	92.7%	91.6%	91.4%
% of Patients satisfied with the time they had to wait for an appointment	4	4	N/A	88.3%	88.1%	87.7%

* This is based on patients treated on this contract for their most recent course of treatment. Figures in italics indicate the base number of FP17s or Patient Questionnaire responses are less than 100. N/A is shown where the base number of responses is less than 10 during the period. % is calculated as Quantity/Base number*100

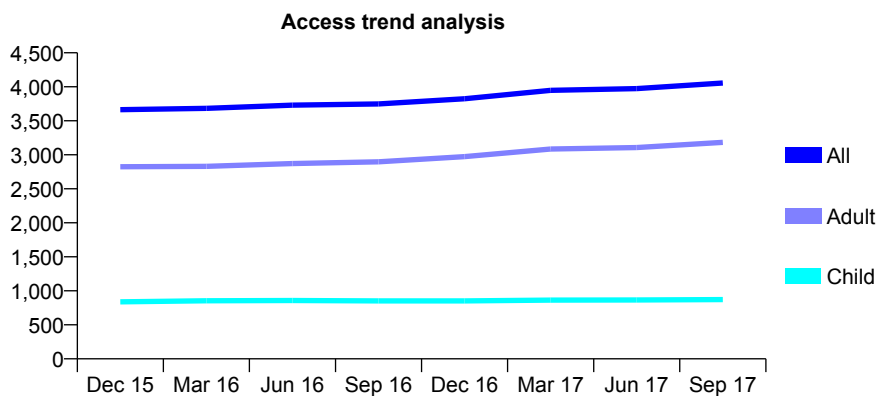
Q51 - Vital Signs At a Glance Contract Report for 572950/0002 - September 2017

Name or company name	MR R JOSEPH
Contract type name	GDS Contract
Purpose of contract	General
Contract start date	01/04/2006
Contract end date	

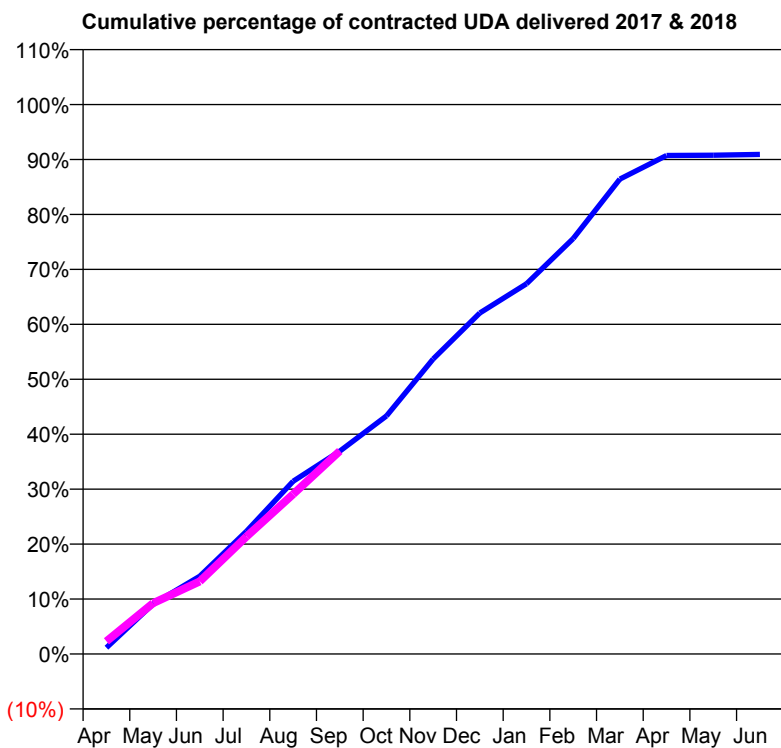
17/18 Contracted general activity (UDA)	12,000
Carry forward general activity (UDA)	0
17/18 Contracted orthodontic activity (UOA)	0
Carry forward orthodontic activity (UOA)	0
Baseline contract value	£398,264.12

ACCESS*

Patients seen in 24 months	Total	Change since previous quarter
Quarter ending September 2016	3,749	
Quarter ending December 2016	3,824	↑
Quarter ending March 2017	3,949	↑
Quarter ending June 2017	3,973	→
Quarter ending September 2017	4,055	↑
Variance since September 2016	8.2%	↑



ACTIVITY



Month	Adjusted Scheduled Activity (UDA)	
	2017	2018
April	137	277
May	1,093	1,112
June	1,700	1,586
July	2,680	2,565
August	3,771	3,491
September	4,430	4,433
October	5,200	
November	6,442	
December	7,447	
January	8,086	
February	9,071	
March	10,372	
April	10,887	
May	10,892	
June	10,909	

QUALITY

	Quantity	Base Number	Contract	AT	Region	England
% of FP17s for the same patient ID Re-attending within 3 months - Children	34	593	5.7%	9.7%	12.8%	11.9%
% of FP17s for the same patient ID Re-attending within 3 months - Adults	211	2,090	10.1%	14.4%	16.5%	15.9%
% of FP17s for the same patient ID Re-attending between 3 & 9 months - Children	382	593	64.4%	58.9%	59.7%	58.1%
% of FP17s for the same patient ID Re-attending between 3 & 9 months - Adults	1,152	2,090	55.1%	52.9%	53.0%	50.6%
% of FP17s for Band 1 Urgent Courses	225	2,448	9.2%	7.7%	9.2%	9.1%
% of FP17s Relating to Free Repair or Replacements	66	2,448	2.7%	1.1%	1.0%	0.8%
% of FP17s Relating to Continuations	18	2,448	0.7%	1.3%	1.2%	1.1%
% of Patients satisfied with the dentistry they have received	10	10	100.0%	92.7%	91.6%	91.4%
% of Patients satisfied with the time they had to wait for an appointment	10	10	100.0%	88.3%	88.1%	87.7%

* This is based on patients treated on this contract for their most recent course of treatment. Figures in italics indicate the base number of FP17s or Patient Questionnaire responses are less than 100. N/A is shown where the base number of responses is less than 10 during the period. % is calculated as Quantity/Base number*100

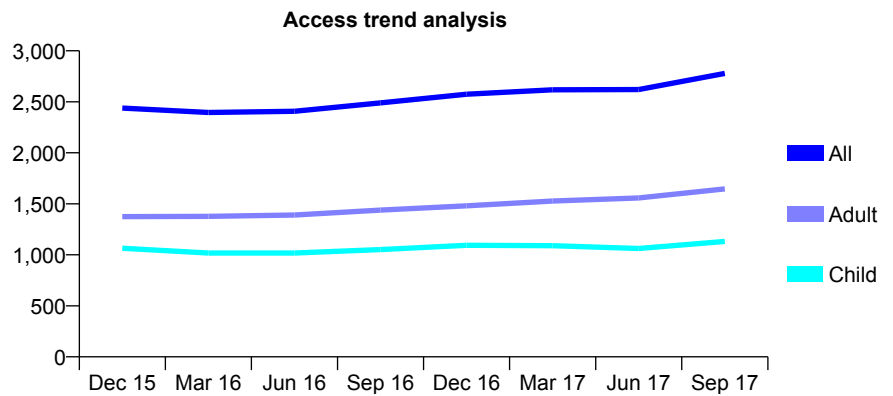
Q51 - Vital Signs At a Glance Contract Report for 572950/0004 - September 2017

Name or company name	MR R JOSEPH
Contract type name	GDS Contract
Purpose of contract	General
Contract start date	01/04/2006
Contract end date	

17/18 Contracted general activity (UDA)	9,500
Carry forward general activity (UDA)	0
17/18 Contracted orthodontic activity (UOA)	0
Carry forward orthodontic activity (UOA)	0
Baseline contract value	£332,452.65

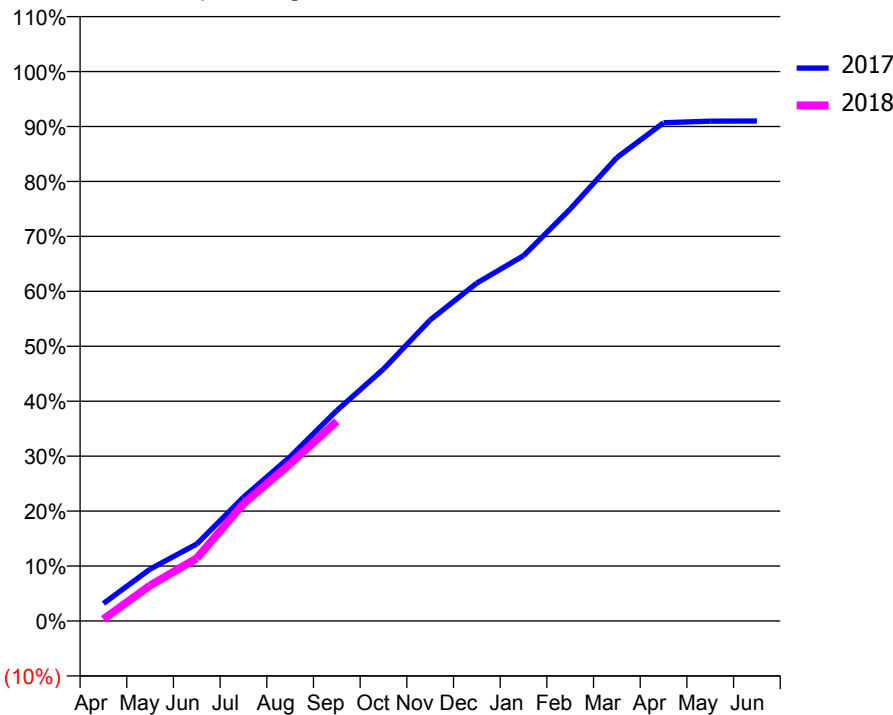
ACCESS*

Patients seen in 24 months	Total	Change since previous quarter
Quarter ending September 2016	2,489	
Quarter ending December 2016	2,575	↑
Quarter ending March 2017	2,618	→
Quarter ending June 2017	2,620	→
Quarter ending September 2017	2,779	↑
Variance since September 2016	11.7%	↑



ACTIVITY

Cumulative percentage of contracted UDA delivered 2017 & 2018



Month	Adjusted Scheduled Activity (UDA)	
	2017	2018
April	303	32
May	897	613
June	1,332	1,086
July	2,140	2,028
August	2,841	2,717
September	3,638	3,453
October	4,356	
November	5,203	
December	5,842	
January	6,316	
February	7,122	
March	8,012	
April	8,615	
May	8,641	
June	8,644	

QUALITY

	Quantity	Base Number	Contract	AT	Region	England
% of FP17s for the same patient ID Re-attending within 3 months - Children	66	757	8.7%	9.7%	12.8%	11.9%
% of FP17s for the same patient ID Re-attending within 3 months - Adults	170	1,052	16.2%	14.4%	16.5%	15.9%
% of FP17s for the same patient ID Re-attending between 3 & 9 months - Children	361	757	47.7%	58.9%	59.7%	58.1%
% of FP17s for the same patient ID Re-attending between 3 & 9 months - Adults	400	1,052	38.0%	52.9%	53.0%	50.6%
% of FP17s for Band 1 Urgent Courses	296	1,591	18.6%	7.7%	9.2%	9.1%
% of FP17s Relating to Free Repair or Replacements	24	1,591	1.5%	1.1%	1.0%	0.8%
% of FP17s Relating to Continuations	12	1,591	0.8%	1.3%	1.2%	1.1%
% of Patients satisfied with the dentistry they have received	1	1	N/A	92.7%	91.6%	91.4%
% of Patients satisfied with the time they had to wait for an appointment	1	1	N/A	88.3%	88.1%	87.7%

* This is based on patients treated on this contract for their most recent course of treatment. Figures in italics indicate the base number of FP17s or Patient Questionnaire responses are less than 100. N/A is shown where the base number of responses is less than 10 during the period. % is calculated as Quantity/Base number*100

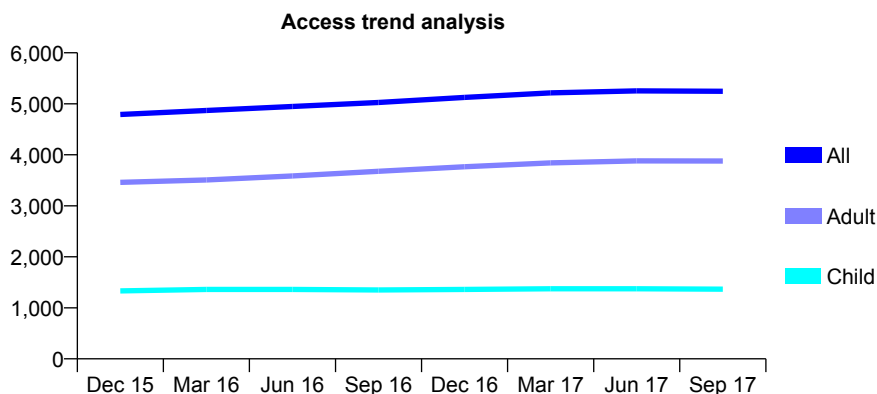
Q51 - Vital Signs At a Glance Contract Report for 572950/0005 - September 2017

Name or company name	MR R JOSEPH
Contract type name	GDS Contract
Purpose of contract	General
Contract start date	01/04/2007
Contract end date	

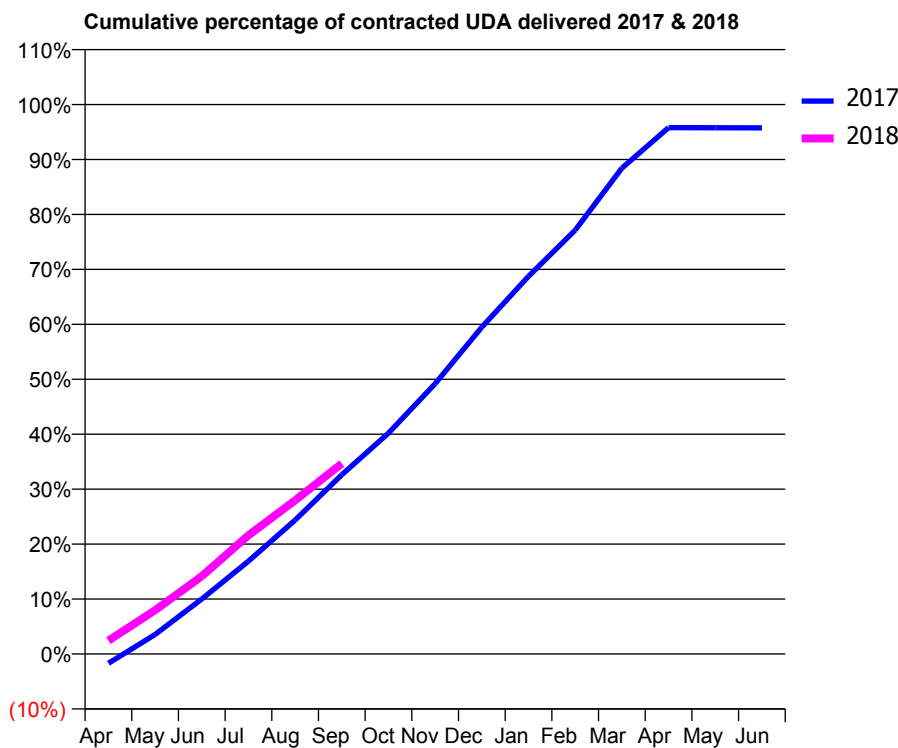
17/18 Contracted general activity (UDA)	17,802
Carry forward general activity (UDA)	0
17/18 Contracted orthodontic activity (UOA)	0
Carry forward orthodontic activity (UOA)	0
Baseline contract value	£504,821.29

ACCESS*

Patients seen in 24 months	Total	Change since previous quarter
Quarter ending September 2016	5,027	
Quarter ending December 2016	5,126	→
Quarter ending March 2017	5,215	→
Quarter ending June 2017	5,254	→
Quarter ending September 2017	5,246	→
Variance since September 2016	4.4%	↑



ACTIVITY



Month	Adjusted Scheduled Activity (UDA)	
	2017	2018
April	-303	433
May	633	1,418
June	1,781	2,520
July	3,007	3,846
August	4,341	4,979
September	5,806	6,173
October	7,157	
November	8,760	
December	10,592	
January	12,237	
February	13,731	
March	15,739	
April	17,055	
May	17,047	
June	17,045	

QUALITY

	Quantity	Base Number	Contract	AT	Region	England
% of FP17s for the same patient ID Re-attending within 3 months - Children	115	1,084	10.6%	9.7%	12.8%	11.9%
% of FP17s for the same patient ID Re-attending within 3 months - Adults	393	2,848	13.8%	14.4%	16.5%	15.9%
% of FP17s for the same patient ID Re-attending between 3 & 9 months - Children	731	1,084	67.4%	58.9%	59.7%	58.1%
% of FP17s for the same patient ID Re-attending between 3 & 9 months - Adults	1,800	2,848	63.2%	52.9%	53.0%	50.6%
% of FP17s for Band 1 Urgent Courses	260	3,087	8.4%	7.7%	9.2%	9.1%
% of FP17s Relating to Free Repair or Replacements	39	3,087	1.3%	1.1%	1.0%	0.8%
% of FP17s Relating to Continuations	25	3,087	0.8%	1.3%	1.2%	1.1%
% of Patients satisfied with the dentistry they have received	11	12	91.7%	92.7%	91.6%	91.4%
% of Patients satisfied with the time they had to wait for an appointment	10	12	83.3%	88.3%	88.1%	87.7%

* This is based on patients treated on this contract for their most recent course of treatment. Figures in italics indicate the base number of FP17s or Patient Questionnaire responses are less than 100. N/A is shown where the base number of responses is less than 10 during the period. % is calculated as Quantity/Base number*100

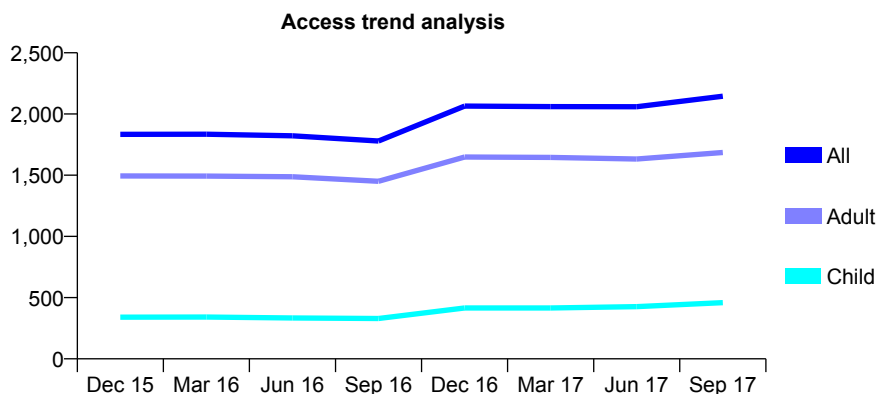
Q51 - Vital Signs At a Glance Contract Report for 620637/0001 - September 2017

Name or company name	MR H McWilliam
Contract type name	GDS Contract
Purpose of contract	General
Contract start date	01/04/2006
Contract end date	

17/18 Contracted general activity (UDA)	5,337
Carry forward general activity (UDA)	0
17/18 Contracted orthodontic activity (UOA)	0
Carry forward orthodontic activity (UOA)	0
Baseline contract value	£152,747.76

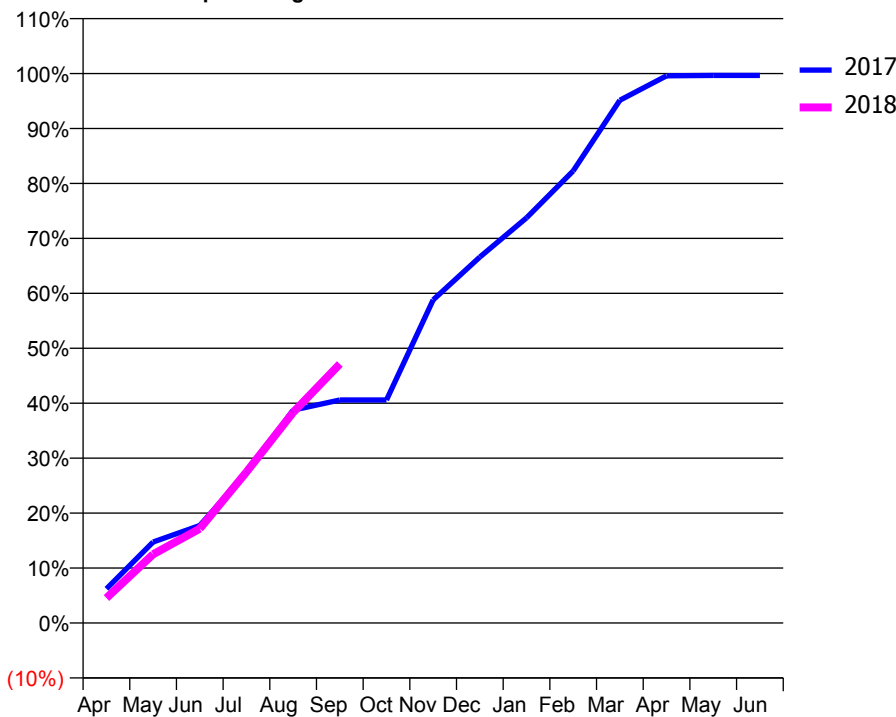
ACCESS*

Patients seen in 24 months	Total	Change since previous quarter
Quarter ending September 2016	1,779	
Quarter ending December 2016	2,065	↑
Quarter ending March 2017	2,061	→
Quarter ending June 2017	2,059	→
Quarter ending September 2017	2,145	↑
Variance since September 2016	20.6%	↑



ACTIVITY

Cumulative percentage of contracted UDA delivered 2017 & 2018



Month	Adjusted Scheduled Activity (UDA)	
	2017	2018
April	332	243
May	787	667
June	947	917
July	1,458	1,466
August	2,068	2,046
September	2,167	2,515
October	2,167	
November	3,139	
December	3,555	
January	3,936	
February	4,391	
March	5,078	
April	5,315	
May	5,318	
June	5,318	

QUALITY

	Quantity	Base Number	Contract	AT	Region	England
% of FP17s for the same patient ID Re-attending within 3 months - Children	25	389	6.4%	9.7%	12.8%	11.9%
% of FP17s for the same patient ID Re-attending within 3 months - Adults	118	1,135	10.4%	14.4%	16.5%	15.9%
% of FP17s for the same patient ID Re-attending between 3 & 9 months - Children	217	389	55.8%	58.9%	59.7%	58.1%
% of FP17s for the same patient ID Re-attending between 3 & 9 months - Adults	492	1,135	43.3%	52.9%	53.0%	50.6%
% of FP17s for Band 1 Urgent Courses	82	1,403	5.8%	7.7%	9.2%	9.1%
% of FP17s Relating to Free Repair or Replacements	9	1,403	0.6%	1.1%	1.0%	0.8%
% of FP17s Relating to Continuations	9	1,403	0.6%	1.3%	1.2%	1.1%
% of Patients satisfied with the dentistry they have received	2	2	N/A	92.7%	91.6%	91.4%
% of Patients satisfied with the time they had to wait for an appointment	2	2	N/A	88.3%	88.1%	87.7%

* This is based on patients treated on this contract for their most recent course of treatment. Figures in italics indicate the base number of FP17s or Patient Questionnaire responses are less than 100. N/A is shown where the base number of responses is less than 10 during the period. % is calculated as Quantity/Base number*100

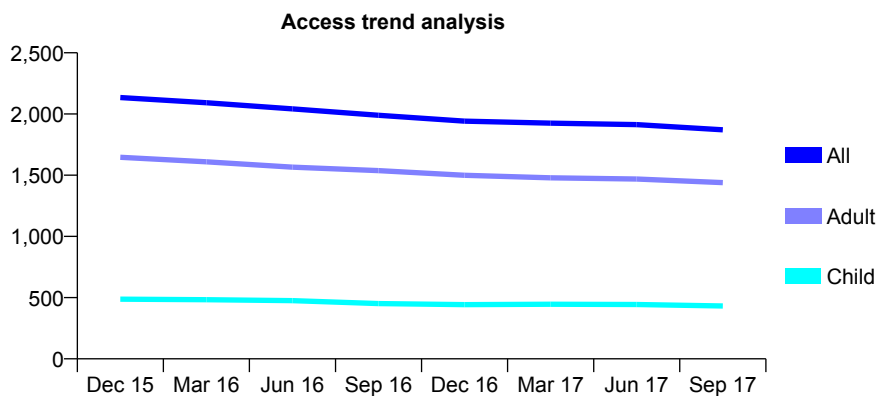
Q51 - Vital Signs At a Glance Contract Report for 638714/0001 - September 2017

Name or company name	MR JA STOREY
Contract type name	GDS Contract
Purpose of contract	General
Contract start date	01/04/2006
Contract end date	

17/18 Contracted general activity (UDA)	7,500
Carry forward general activity (UDA)	0
17/18 Contracted orthodontic activity (UOA)	0
Carry forward orthodontic activity (UOA)	0
Baseline contract value	£214,669.65

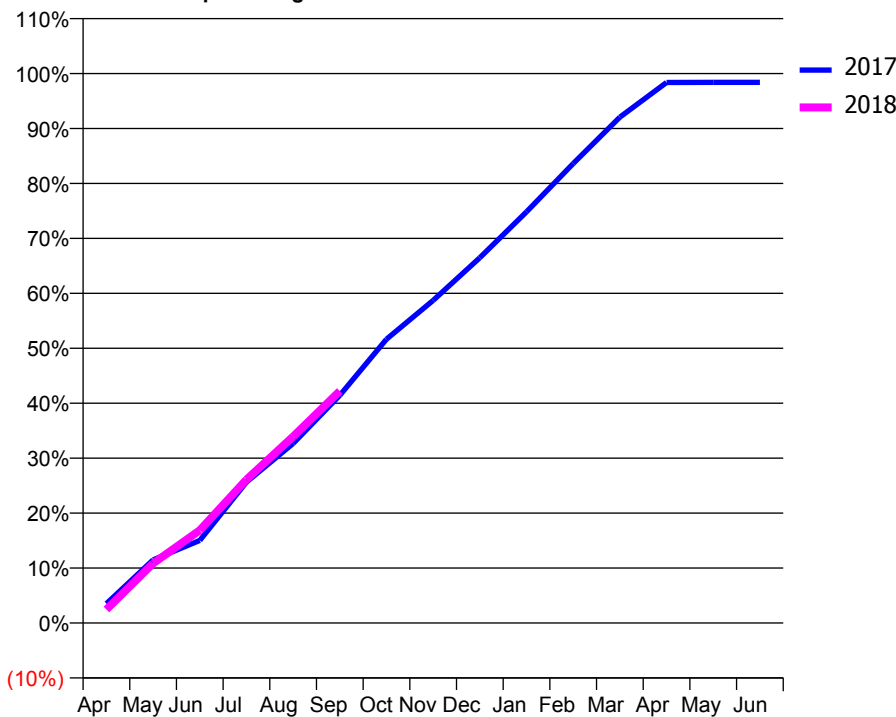
ACCESS*

Patients seen in 24 months	Total	Change since previous quarter
Quarter ending September 2016	1,990	
Quarter ending December 2016	1,942	↓
Quarter ending March 2017	1,925	→
Quarter ending June 2017	1,913	→
Quarter ending September 2017	1,871	↓
Variance since September 2016	(6.0%)	↓



ACTIVITY

Cumulative percentage of contracted UDA delivered 2017 & 2018



Month	Adjusted Scheduled Activity (UDA)	
	2017	2018
April	264	185
May	861	814
June	1,127	1,266
July	1,923	1,958
August	2,450	2,545
September	3,108	3,167
October	3,874	
November	4,404	
December	4,985	
January	5,612	
February	6,270	
March	6,904	
April	7,377	
May	7,380	
June	7,380	

QUALITY

	Quantity	Base Number	Contract	AT	Region	England
% of FP17s for the same patient ID Re-attending within 3 months - Children	14	419	3.3%	9.7%	12.8%	11.9%
% of FP17s for the same patient ID Re-attending within 3 months - Adults	204	1,302	15.7%	14.4%	16.5%	15.9%
% of FP17s for the same patient ID Re-attending between 3 & 9 months - Children	350	419	83.5%	58.9%	59.7%	58.1%
% of FP17s for the same patient ID Re-attending between 3 & 9 months - Adults	876	1,302	67.3%	52.9%	53.0%	50.6%
% of FP17s for Band 1 Urgent Courses	73	1,549	4.7%	7.7%	9.2%	9.1%
% of FP17s Relating to Free Repair or Replacements	16	1,549	1.0%	1.1%	1.0%	0.8%
% of FP17s Relating to Continuations	39	1,549	2.5%	1.3%	1.2%	1.1%
% of Patients satisfied with the dentistry they have received	8	9	N/A	92.7%	91.6%	91.4%
% of Patients satisfied with the time they had to wait for an appointment	8	9	N/A	88.3%	88.1%	87.7%

* This is based on patients treated on this contract for their most recent course of treatment. Figures in italics indicate the base number of FP17s or Patient Questionnaire responses are less than 100. N/A is shown where the base number of responses is less than 10 during the period. % is calculated as Quantity/Base number*100

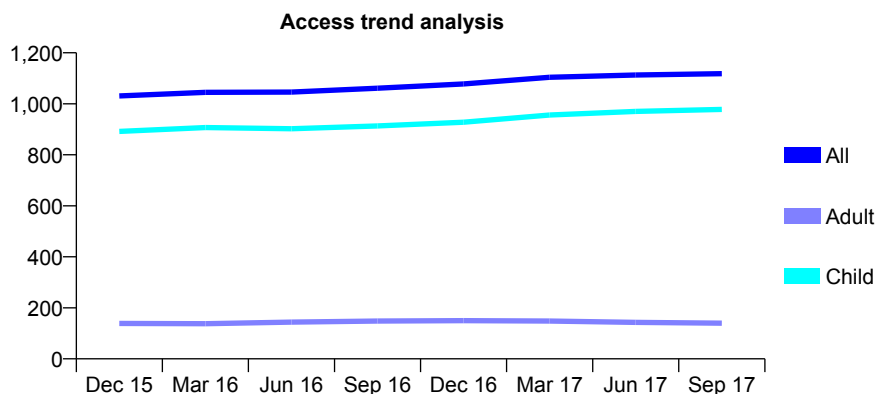
Q51 - Vital Signs At a Glance Contract Report for 643300/0001 - September 2017

Name or company name	MR DM HILTON
Contract type name	GDS Contract
Purpose of contract	General
Contract start date	01/04/2006
Contract end date	

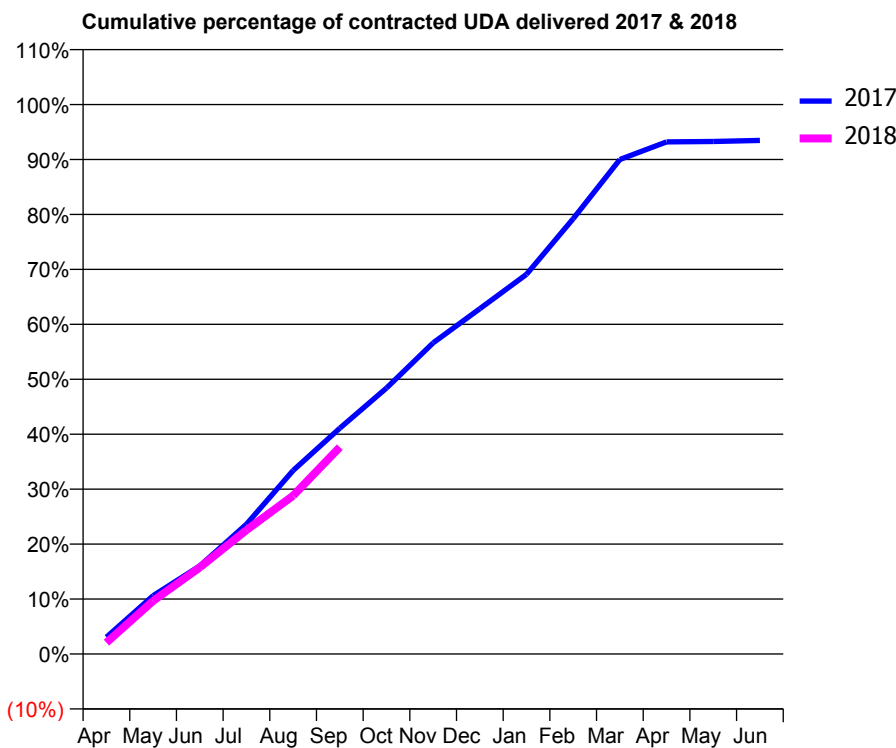
17/18 Contracted general activity (UDA)	2,856
Carry forward general activity (UDA)	0
17/18 Contracted orthodontic activity (UOA)	0
Carry forward orthodontic activity (UOA)	0
Baseline contract value	£79,671.48

ACCESS*

Patients seen in 24 months	Total	Change since previous quarter
Quarter ending September 2016	1,061	
Quarter ending December 2016	1,078	→
Quarter ending March 2017	1,104	↑
Quarter ending June 2017	1,113	→
Quarter ending September 2017	1,118	→
Variance since September 2016	5.4%	↑



ACTIVITY



Month	Adjusted Scheduled Activity (UDA)	
	2017	2018
April	88	59
May	303	276
June	458	450
July	675	644
August	954	823
September	1,174	1,075
October	1,382	
November	1,617	
December	1,794	
January	1,973	
February	2,262	
March	2,570	
April	2,662	
May	2,664	
June	2,670	

QUALITY

	Quantity	Base Number	Contract	AT	Region	England
% of FP17s for the same patient ID Re-attending within 3 months - Children	65	824	7.9%	9.7%	12.8%	11.9%
% of FP17s for the same patient ID Re-attending within 3 months - Adults	4	36	11.1%	14.4%	16.5%	15.9%
% of FP17s for the same patient ID Re-attending between 3 & 9 months - Children	619	824	75.1%	58.9%	59.7%	58.1%
% of FP17s for the same patient ID Re-attending between 3 & 9 months - Adults	22	36	61.1%	52.9%	53.0%	50.6%
% of FP17s for Band 1 Urgent Courses	1	799	0.1%	7.7%	9.2%	9.1%
% of FP17s Relating to Free Repair or Replacements	0	799	0.0%	1.1%	1.0%	0.8%
% of FP17s Relating to Continuations	0	799	0.0%	1.3%	1.2%	1.1%
% of Patients satisfied with the dentistry they have received	3	3	N/A	92.7%	91.6%	91.4%
% of Patients satisfied with the time they had to wait for an appointment	3	3	N/A	88.3%	88.1%	87.7%

* This is based on patients treated on this contract for their most recent course of treatment. Figures in italics indicate the base number of FP17s or Patient Questionnaire responses are less than 100. N/A is shown where the base number of responses is less than 10 during the period. % is calculated as Quantity/Base number*100

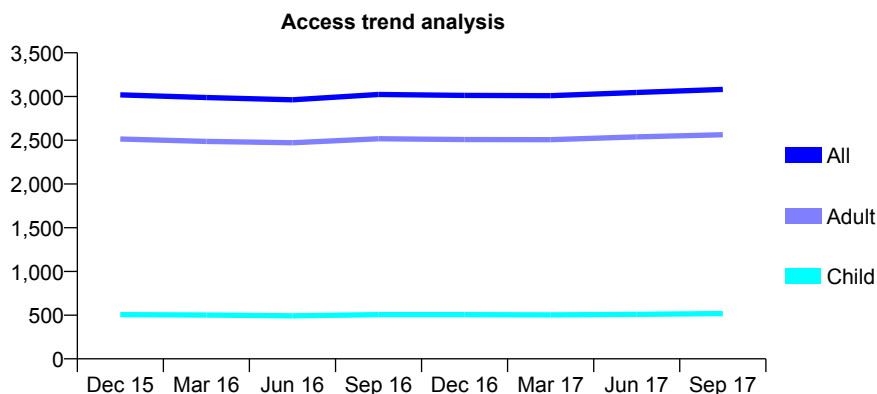
Q51 - Vital Signs At a Glance Contract Report for 648566/0001 - September 2017

Name or company name	MR MM HOOPER
Contract type name	GDS Contract
Purpose of contract	General
Contract start date	01/04/2006
Contract end date	

17/18 Contracted general activity (UDA)	7,935
Carry forward general activity (UDA)	0
17/18 Contracted orthodontic activity (UOA)	0
Carry forward orthodontic activity (UOA)	0
Baseline contract value	£227,079.28

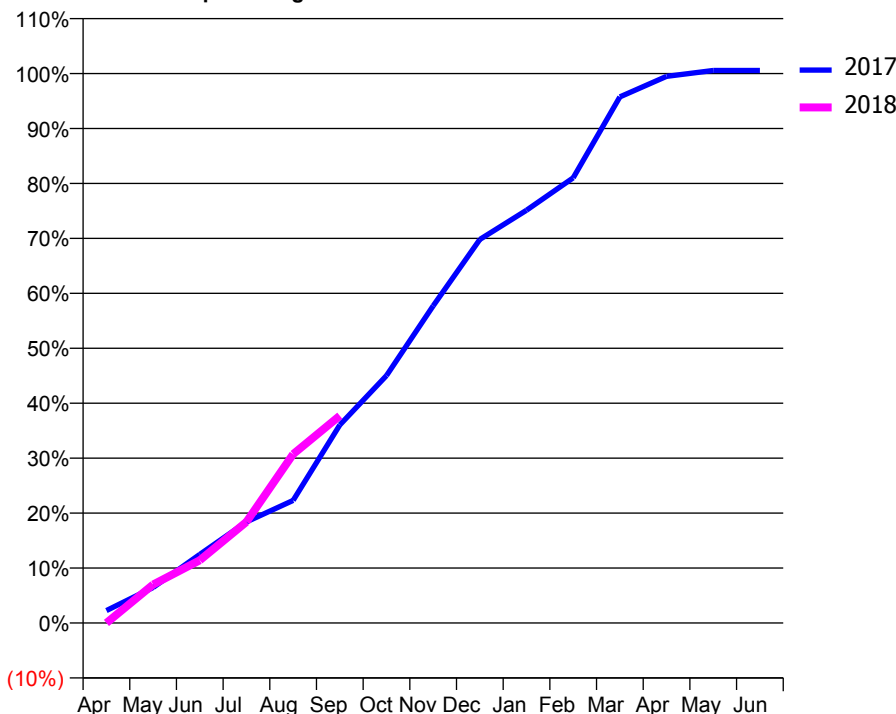
ACCESS*

Patients seen in 24 months	Total	Change since previous quarter
Quarter ending September 2016	3,023	
Quarter ending December 2016	3,013	→
Quarter ending March 2017	3,009	→
Quarter ending June 2017	3,047	→
Quarter ending September 2017	3,081	→
Variance since September 2016	1.9%	→



ACTIVITY

Cumulative percentage of contracted UDA delivered 2017 & 2018



Adjusted Scheduled Activity (UDA)

Month	2017	2018
April	181	0
May	514	556
June	990	905
July	1,461	1,461
August	1,771	2,439
September	2,861	2,994
October	3,572	
November	4,581	
December	5,539	
January	5,961	
February	6,428	
March	7,598	
April	7,894	
May	7,978	
June	7,978	

QUALITY

	Quantity	Base Number	Contract	AT	Region	England
% of FP17s for the same patient ID Re-attending within 3 months - Children	28	392	7.1%	9.7%	12.8%	11.9%
% of FP17s for the same patient ID Re-attending within 3 months - Adults	137	1,718	8.0%	14.4%	16.5%	15.9%
% of FP17s for the same patient ID Re-attending between 3 & 9 months - Children	234	392	59.7%	58.9%	59.7%	58.1%
% of FP17s for the same patient ID Re-attending between 3 & 9 months - Adults	757	1,718	44.1%	52.9%	53.0%	50.6%
% of FP17s for Band 1 Urgent Courses	580	1,876	30.9%	7.7%	9.2%	9.1%
% of FP17s Relating to Free Repair or Replacements	3	1,876	0.2%	1.1%	1.0%	0.8%
% of FP17s Relating to Continuations	16	1,876	0.9%	1.3%	1.2%	1.1%
% of Patients satisfied with the dentistry they have received	6	6	N/A	92.7%	91.6%	91.4%
% of Patients satisfied with the time they had to wait for an appointment	6	6	N/A	88.3%	88.1%	87.7%

* This is based on patients treated on this contract for their most recent course of treatment. Figures in italics indicate the base number of FP17s or Patient Questionnaire responses are less than 100. N/A is shown where the base number of responses is less than 10 during the period. % is calculated as Quantity/Base number*100

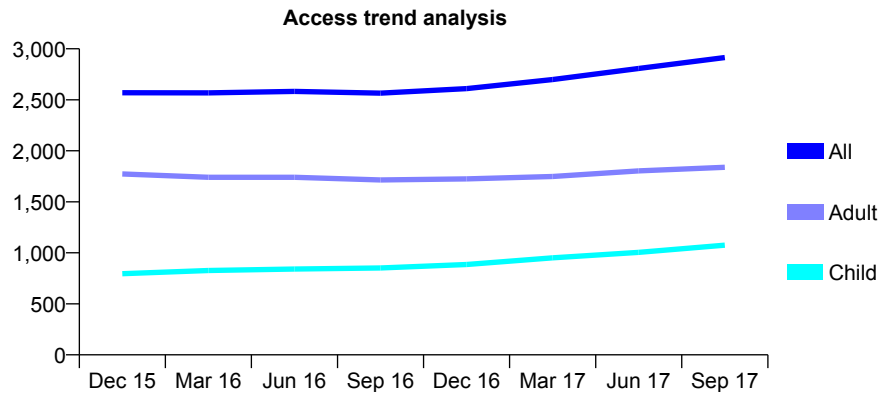
Q51 - Vital Signs At a Glance Contract Report for 648655/0004 - September 2017

Name or company name	MR JA GATUS
Contract type name	GDS Contract
Purpose of contract	General
Contract start date	01/04/2006
Contract end date	

17/18 Contracted general activity (UDA)	8,192
Carry forward general activity (UDA)	0
17/18 Contracted orthodontic activity (UOA)	0
Carry forward orthodontic activity (UOA)	0
Baseline contract value	£234,459.33

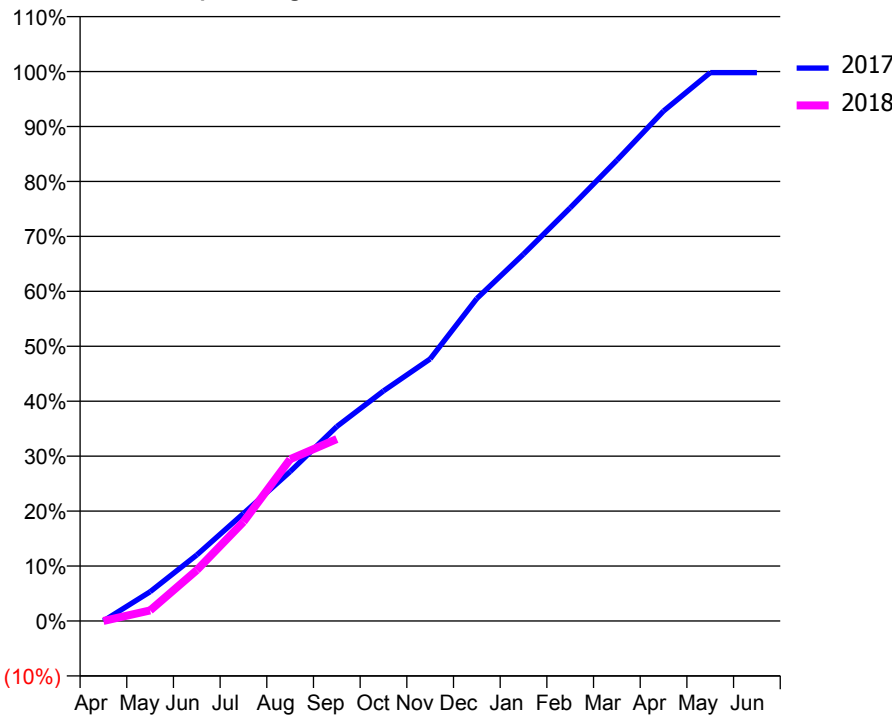
ACCESS*

Patients seen in 24 months	Total	Change since previous quarter
Quarter ending September 2016	2,565	
Quarter ending December 2016	2,610	→
Quarter ending March 2017	2,699	↑
Quarter ending June 2017	2,807	↑
Quarter ending September 2017	2,914	↑
Variance since September 2016	13.6%	↑



ACTIVITY

Cumulative percentage of contracted UDA delivered 2017 & 2018



Month	Adjusted Scheduled Activity (UDA)	
	2017	2018
April	0	0
May	437	158
June	986	759
July	1,603	1,478
August	2,227	2,412
September	2,900	2,713
October	3,430	
November	3,906	
December	4,808	
January	5,469	
February	6,159	
March	6,868	
April	7,602	
May	8,175	
June	8,175	

QUALITY

	Quantity	Base Number	Contract	AT	Region	England
% of FP17s for the same patient ID Re-attending within 3 months - Children	64	811	7.9%	9.7%	12.8%	11.9%
% of FP17s for the same patient ID Re-attending within 3 months - Adults	171	1,375	12.4%	14.4%	16.5%	15.9%
% of FP17s for the same patient ID Re-attending between 3 & 9 months - Children	501	811	61.8%	58.9%	59.7%	58.1%
% of FP17s for the same patient ID Re-attending between 3 & 9 months - Adults	817	1,375	59.4%	52.9%	53.0%	50.6%
% of FP17s for Band 1 Urgent Courses	83	1,518	5.5%	7.7%	9.2%	9.1%
% of FP17s Relating to Free Repair or Replacements	3	1,518	0.2%	1.1%	1.0%	0.8%
% of FP17s Relating to Continuations	6	1,518	0.4%	1.3%	1.2%	1.1%
% of Patients satisfied with the dentistry they have received	6	6	N/A	92.7%	91.6%	91.4%
% of Patients satisfied with the time they had to wait for an appointment	6	6	N/A	88.3%	88.1%	87.7%

* This is based on patients treated on this contract for their most recent course of treatment. Figures in italics indicate the base number of FP17s or Patient Questionnaire responses are less than 100. N/A is shown where the base number of responses is less than 10 during the period. % is calculated as Quantity/Base number*100

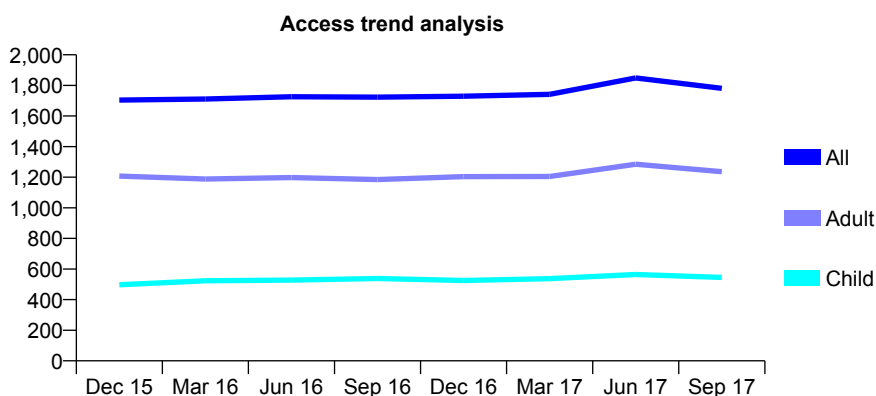
Q51 - Vital Signs At a Glance Contract Report for 657271/0001 - September 2017

Name or company name	City Road Dental Practice
Contract type name	GDS Contract
Purpose of contract	General
Contract start date	01/04/2006
Contract end date	

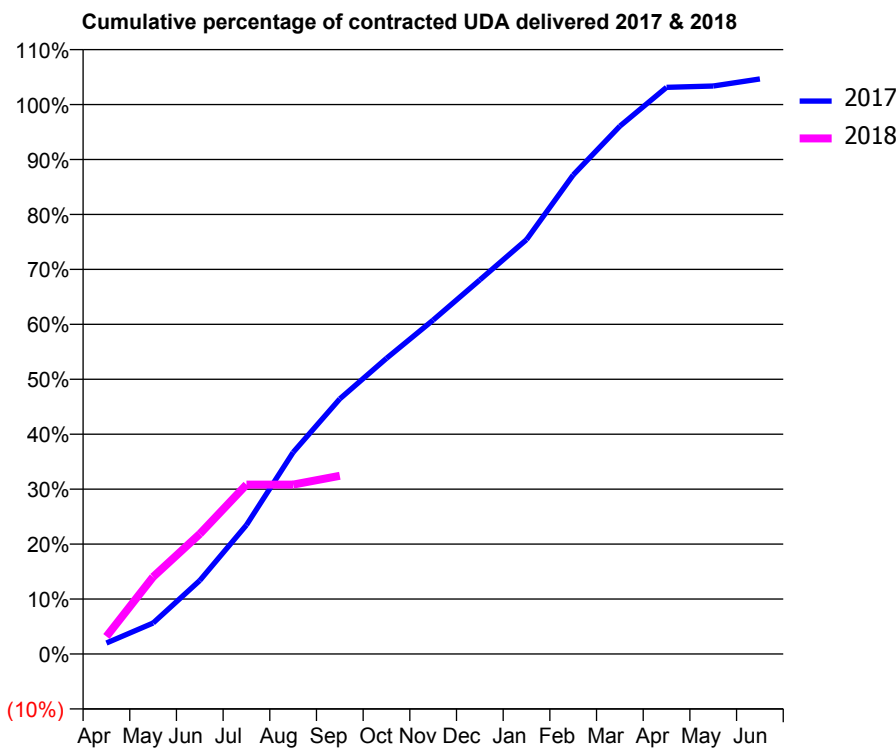
17/18 Contracted general activity (UDA)	5,584
Carry forward general activity (UDA)	0
17/18 Contracted orthodontic activity (UOA)	0
Carry forward orthodontic activity (UOA)	0
Baseline contract value	£169,402.91

ACCESS*

Patients seen in 24 months	Total	Change since previous quarter
Quarter ending September 2016	1,723	
Quarter ending December 2016	1,729	→
Quarter ending March 2017	1,742	→
Quarter ending June 2017	1,849	↑
Quarter ending September 2017	1,781	↓
Variance since September 2016	3.4%	↑



ACTIVITY



Month	Adjusted Scheduled Activity (UDA)	
	2017	2018
April	112	178
May	314	784
June	748	1,220
July	1,311	1,722
August	2,050	1,722
September	2,592	1,811
October	3,004	
November	3,394	
December	3,801	
January	4,211	
February	4,868	
March	5,364	
April	5,758	
May	5,771	
June	5,843	

QUALITY

	Quantity	Base Number	Contract	AT	Region	England
% of FP17s for the same patient ID Re-attending within 3 months - Children	8	188	4.3%	9.7%	12.8%	11.9%
% of FP17s for the same patient ID Re-attending within 3 months - Adults	90	572	15.7%	14.4%	16.5%	15.9%
% of FP17s for the same patient ID Re-attending between 3 & 9 months - Children	56	188	29.8%	58.9%	59.7%	58.1%
% of FP17s for the same patient ID Re-attending between 3 & 9 months - Adults	180	572	31.5%	52.9%	53.0%	50.6%
% of FP17s for Band 1 Urgent Courses	68	592	11.5%	7.7%	9.2%	9.1%
% of FP17s Relating to Free Repair or Replacements	7	592	1.2%	1.1%	1.0%	0.8%
% of FP17s Relating to Continuations	15	592	2.5%	1.3%	1.2%	1.1%
% of Patients satisfied with the dentistry they have received	25	26	96.2%	92.7%	91.6%	91.4%
% of Patients satisfied with the time they had to wait for an appointment	19	26	73.1%	88.3%	88.1%	87.7%

* This is based on patients treated on this contract for their most recent course of treatment. Figures in italics indicate the base number of FP17s or Patient Questionnaire responses are less than 100. N/A is shown where the base number of responses is less than 10 during the period. % is calculated as Quantity/Base number*100

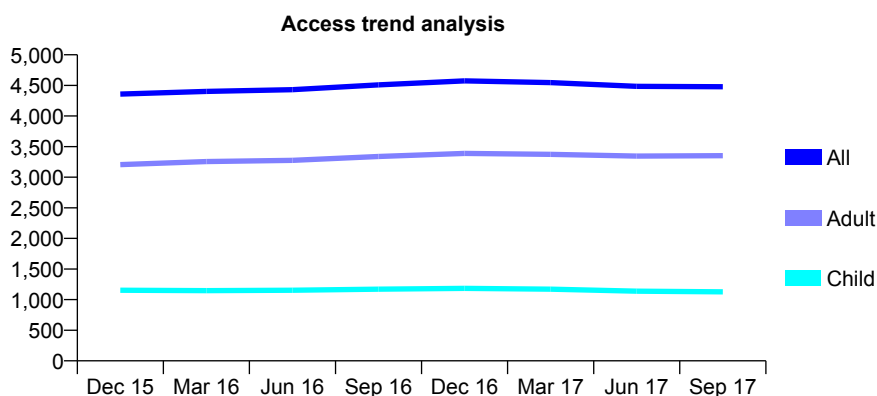
Q51 - Vital Signs At a Glance Contract Report for 661325/0001 - September 2017

Name or company name	MR S KHAZENIFAR
Contract type name	GDS Contract
Purpose of contract	General
Contract start date	01/04/2006
Contract end date	

17/18 Contracted general activity (UDA)	16,254
Carry forward general activity (UDA)	0
17/18 Contracted orthodontic activity (UOA)	0
Carry forward orthodontic activity (UOA)	0
Baseline contract value	£484,767.61

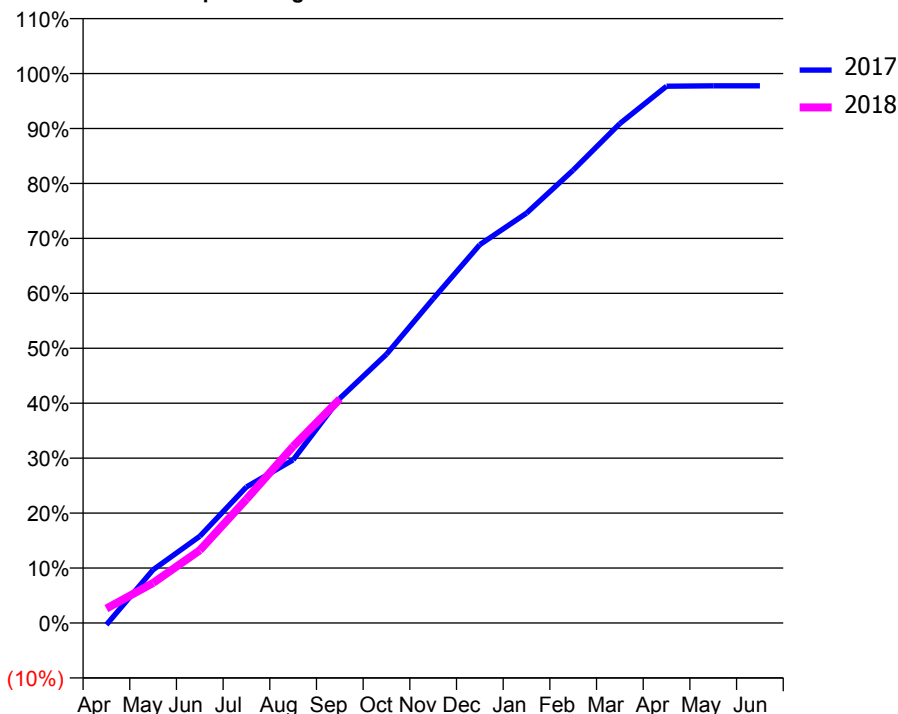
ACCESS*

Patients seen in 24 months	Total	Change since previous quarter
Quarter ending September 2016	4,508	
Quarter ending December 2016	4,573	→
Quarter ending March 2017	4,545	→
Quarter ending June 2017	4,485	↓
Quarter ending September 2017	4,479	→
Variance since September 2016	(0.6%)	→



ACTIVITY

Cumulative percentage of contracted UDA delivered 2017 & 2018



Month	Adjusted Scheduled Activity (UDA)	
	2017	2018
April	-54	428
May	1,577	1,187
June	2,567	2,150
July	4,025	3,662
August	4,825	5,226
September	6,644	6,624
October	7,948	
November	9,589	
December	11,191	
January	12,121	
February	13,397	
March	14,773	
April	15,880	
May	15,888	
June	15,888	

QUALITY

	Quantity	Base Number	Contract	AT	Region	England
% of FP17s for the same patient ID Re-attending within 3 months - Children	77	809	9.5%	9.7%	12.8%	11.9%
% of FP17s for the same patient ID Re-attending within 3 months - Adults	394	2,425	16.2%	14.4%	16.5%	15.9%
% of FP17s for the same patient ID Re-attending between 3 & 9 months - Children	516	809	63.8%	58.9%	59.7%	58.1%
% of FP17s for the same patient ID Re-attending between 3 & 9 months - Adults	1,408	2,425	58.1%	52.9%	53.0%	50.6%
% of FP17s for Band 1 Urgent Courses	331	2,844	11.6%	7.7%	9.2%	9.1%
% of FP17s Relating to Free Repair or Replacements	46	2,844	1.6%	1.1%	1.0%	0.8%
% of FP17s Relating to Continuations	10	2,844	0.4%	1.3%	1.2%	1.1%
% of Patients satisfied with the dentistry they have received	11	13	84.6%	92.7%	91.6%	91.4%
% of Patients satisfied with the time they had to wait for an appointment	12	13	92.3%	88.3%	88.1%	87.7%

* This is based on patients treated on this contract for their most recent course of treatment. Figures in italics indicate the base number of FP17s or Patient Questionnaire responses are less than 100. N/A is shown where the base number of responses is less than 10 during the period. % is calculated as Quantity/Base number*100

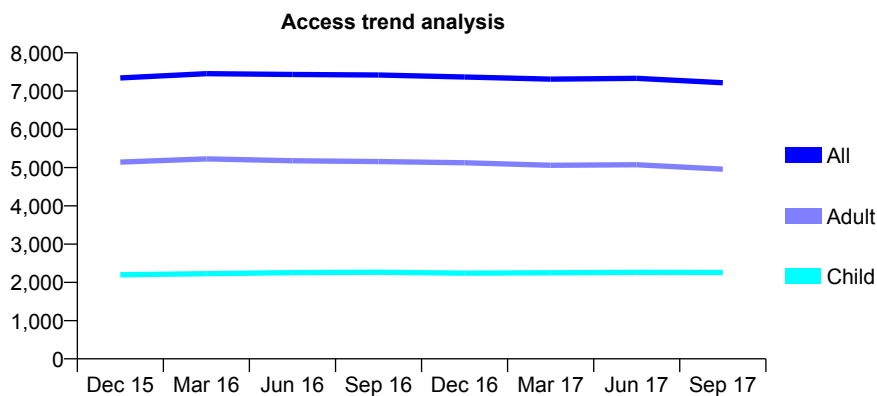
Q51 - Vital Signs At a Glance Contract Report for 682721/0002 - September 2017

Name or company name	MR CR SMITH
Contract type name	GDS Contract
Purpose of contract	General
Contract start date	01/10/2008
Contract end date	

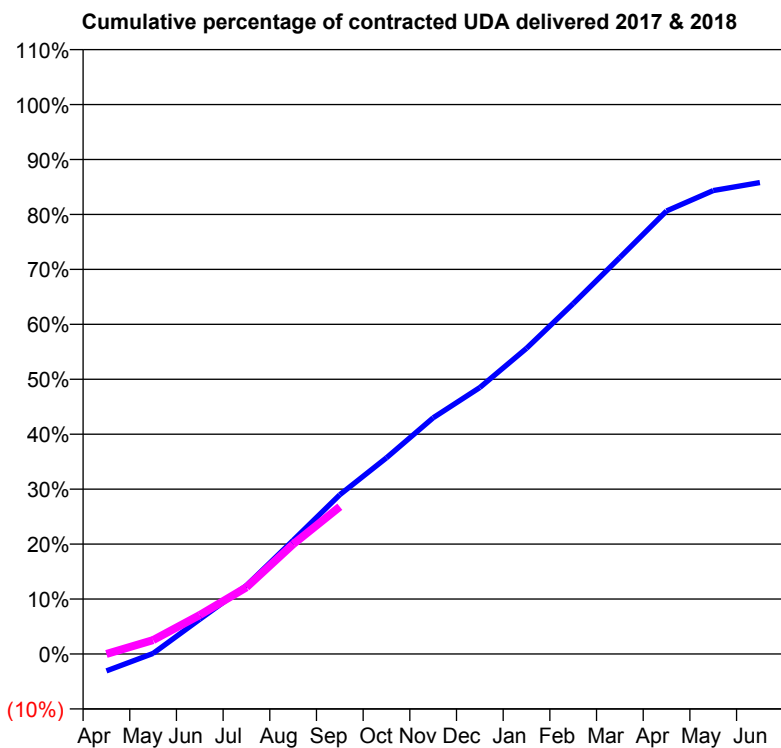
17/18 Contracted general activity (UDA)	18,750
Carry forward general activity (UDA)	0
17/18 Contracted orthodontic activity (UOA)	0
Carry forward orthodontic activity (UOA)	0
Baseline contract value	£568,822.46

ACCESS*

Patients seen in 24 months	Total	Change since previous quarter
Quarter ending September 2016	7,421	
Quarter ending December 2016	7,367	→
Quarter ending March 2017	7,310	→
Quarter ending June 2017	7,334	→
Quarter ending September 2017	7,216	↓
Variance since September 2016	(2.8%)	↓



ACTIVITY



Month	Adjusted Scheduled Activity (UDA)	
	2017	2018
April	-581	0
May	22	477
June	1,184	1,333
July	2,335	2,279
August	3,880	3,748
September	5,436	5,025
October	6,697	
November	8,060	
December	9,093	
January	10,430	
February	11,954	
March	13,530	
April	15,117	
May	15,815	
June	16,085	

QUALITY

	Quantity	Base Number	Contract	AT	Region	England
% of FP17s for the same patient ID Re-attending within 3 months - Children	120	1,698	7.1%	9.7%	12.8%	11.9%
% of FP17s for the same patient ID Re-attending within 3 months - Adults	414	3,143	13.2%	14.4%	16.5%	15.9%
% of FP17s for the same patient ID Re-attending between 3 & 9 months - Children	1,035	1,698	61.0%	58.9%	59.7%	58.1%
% of FP17s for the same patient ID Re-attending between 3 & 9 months - Adults	1,617	3,143	51.4%	52.9%	53.0%	50.6%
% of FP17s for Band 1 Urgent Courses	145	3,258	4.5%	7.7%	9.2%	9.1%
% of FP17s Relating to Free Repair or Replacements	33	3,258	1.0%	1.1%	1.0%	0.8%
% of FP17s Relating to Continuations	49	3,258	1.5%	1.3%	1.2%	1.1%
% of Patients satisfied with the dentistry they have received	18	18	100.0%	92.7%	91.6%	91.4%
% of Patients satisfied with the time they had to wait for an appointment	16	18	88.9%	88.3%	88.1%	87.7%

* This is based on patients treated on this contract for their most recent course of treatment. Figures in italics indicate the base number of FP17s or Patient Questionnaire responses are less than 100. N/A is shown where the base number of responses is less than 10 during the period. % is calculated as Quantity/Base number*100

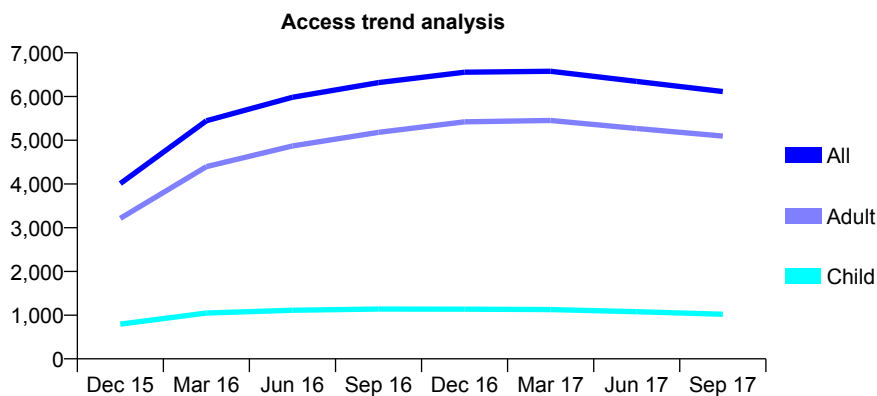
Q51 - Vital Signs At a Glance Contract Report for 725005/0002 - September 2017

Name or company name	MR AJ CALE
Contract type name	GDS Contract
Purpose of contract	General
Contract start date	01/06/2015
Contract end date	

17/18 Contracted general activity (UDA)	25,350
Carry forward general activity (UDA)	0
17/18 Contracted orthodontic activity (UOA)	0
Carry forward orthodontic activity (UOA)	0
Baseline contract value	£710,831.05

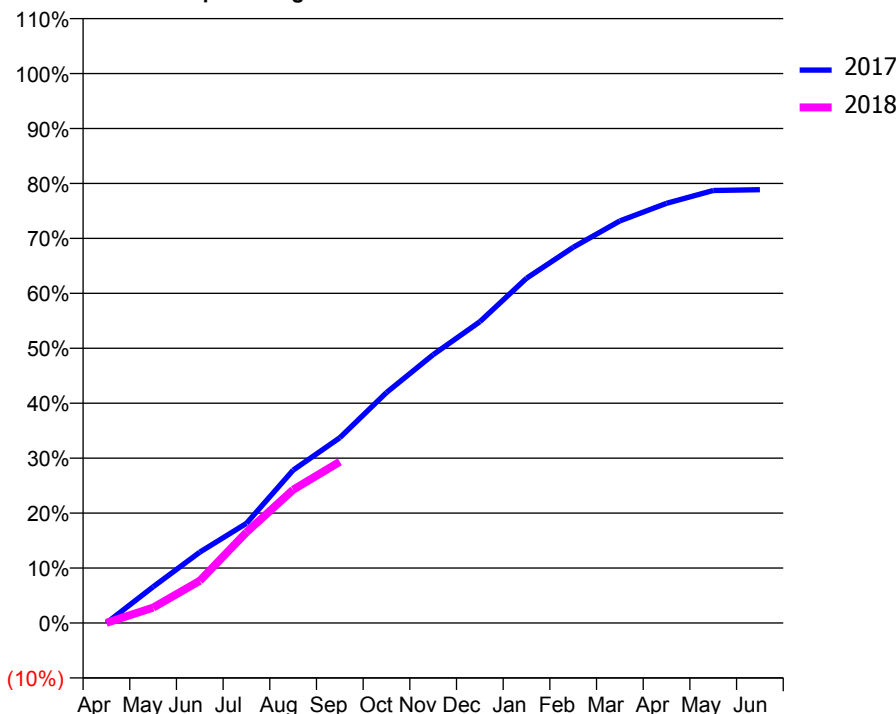
ACCESS*

Patients seen in 24 months	Total	Change since previous quarter
Quarter ending September 2016	6,318	
Quarter ending December 2016	6,556	↑
Quarter ending March 2017	6,577	→
Quarter ending June 2017	6,346	↓
Quarter ending September 2017	6,115	↓
Variance since September 2016	(3.2%)	↓



ACTIVITY

Cumulative percentage of contracted UDA delivered 2017 & 2018



Adjusted Scheduled Activity (UDA)

Month	2017	2018
April	0	7
May	1,669	709
June	3,271	1,949
July	4,596	4,187
August	7,050	6,149
September	8,549	7,438
October	10,632	
November	12,383	
December	13,900	
January	15,904	
February	17,332	
March	18,550	
April	19,361	
May	19,952	
June	19,990	

QUALITY

	Quantity	Base Number	Contract	AT	Region	England
% of FP17s for the same patient ID Re-attending within 3 months - Children	52	714	7.3%	9.7%	12.8%	11.9%
% of FP17s for the same patient ID Re-attending within 3 months - Adults	515	3,374	15.3%	14.4%	16.5%	15.9%
% of FP17s for the same patient ID Re-attending between 3 & 9 months - Children	413	714	57.8%	58.9%	59.7%	58.1%
% of FP17s for the same patient ID Re-attending between 3 & 9 months - Adults	1,306	3,374	38.7%	52.9%	53.0%	50.6%
% of FP17s for Band 1 Urgent Courses	268	3,488	7.7%	7.7%	9.2%	9.1%
% of FP17s Relating to Free Repair or Replacements	81	3,488	2.3%	1.1%	1.0%	0.8%
% of FP17s Relating to Continuations	100	3,488	2.9%	1.3%	1.2%	1.1%
% of Patients satisfied with the dentistry they have received	22	22	100.0%	92.7%	91.6%	91.4%
% of Patients satisfied with the time they had to wait for an appointment	21	22	95.5%	88.3%	88.1%	87.7%

* This is based on patients treated on this contract for their most recent course of treatment. Figures in italics indicate the base number of FP17s or Patient Questionnaire responses are less than 100. N/A is shown where the base number of responses is less than 10 during the period. % is calculated as Quantity/Base number*100

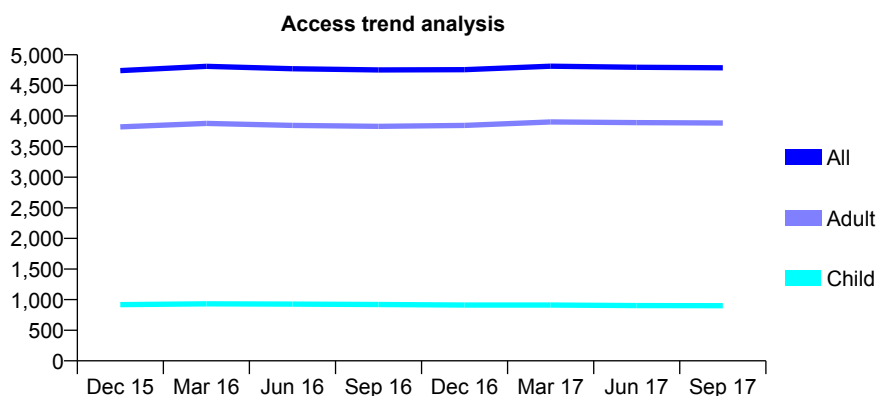
Q51 - Vital Signs At a Glance Contract Report for 725900/0001 - September 2017

Name or company name	F P Dental
Contract type name	GDS Contract
Purpose of contract	General
Contract start date	01/04/2009
Contract end date	

17/18 Contracted general activity (UDA)	13,301
Carry forward general activity (UDA)	0
17/18 Contracted orthodontic activity (UOA)	0
Carry forward orthodontic activity (UOA)	0
Baseline contract value	£372,970.60

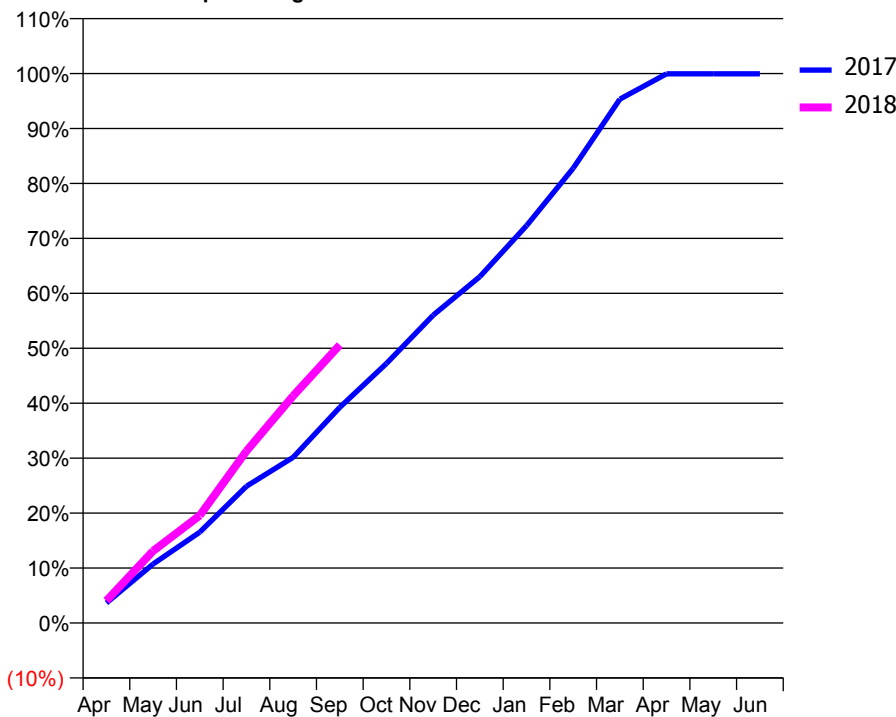
ACCESS*

Patients seen in 24 months	Total	Change since previous quarter
Quarter ending September 2016	4,752	
Quarter ending December 2016	4,758	→
Quarter ending March 2017	4,813	→
Quarter ending June 2017	4,796	→
Quarter ending September 2017	4,787	→
Variance since September 2016	0.7%	→



ACTIVITY

Cumulative percentage of contracted UDA delivered 2017 & 2018



Adjusted Scheduled Activity (UDA)

Month	2017	2018
April	486	541
May	1,427	1,744
June	2,199	2,602
July	3,309	4,162
August	4,011	5,498
September	5,221	6,732
October	6,283	
November	7,451	
December	8,385	
January	9,618	
February	11,008	
March	12,680	
April	13,293	
May	13,294	
June	13,294	

QUALITY

	Quantity	Base Number	Contract	AT	Region	England
% of FP17s for the same patient ID Re-attending within 3 months - Children	76	789	9.6%	9.7%	12.8%	11.9%
% of FP17s for the same patient ID Re-attending within 3 months - Adults	373	2,994	12.5%	14.4%	16.5%	15.9%
% of FP17s for the same patient ID Re-attending between 3 & 9 months - Children	508	789	64.4%	58.9%	59.7%	58.1%
% of FP17s for the same patient ID Re-attending between 3 & 9 months - Adults	1,772	2,994	59.2%	52.9%	53.0%	50.6%
% of FP17s for Band 1 Urgent Courses	131	3,513	3.7%	7.7%	9.2%	9.1%
% of FP17s Relating to Free Repair or Replacements	15	3,513	0.4%	1.1%	1.0%	0.8%
% of FP17s Relating to Continuations	24	3,513	0.7%	1.3%	1.2%	1.1%
% of Patients satisfied with the dentistry they have received	9	9	N/A	92.7%	91.6%	91.4%
% of Patients satisfied with the time they had to wait for an appointment	8	9	N/A	88.3%	88.1%	87.7%

* This is based on patients treated on this contract for their most recent course of treatment. Figures in italics indicate the base number of FP17s or Patient Questionnaire responses are less than 100. N/A is shown where the base number of responses is less than 10 during the period. % is calculated as Quantity/Base number*100

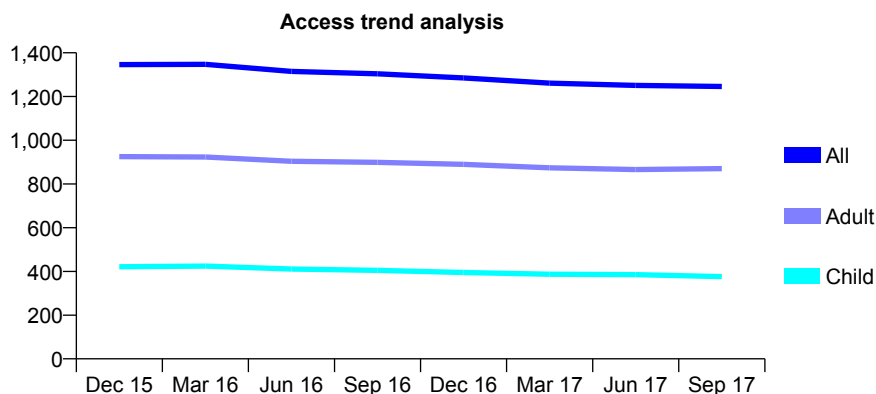
Q51 - Vital Signs At a Glance Contract Report for 725943/0001 - September 2017

Name or company name	MR RD BROOK
Contract type name	GDS Contract
Purpose of contract	General
Contract start date	01/04/2006
Contract end date	

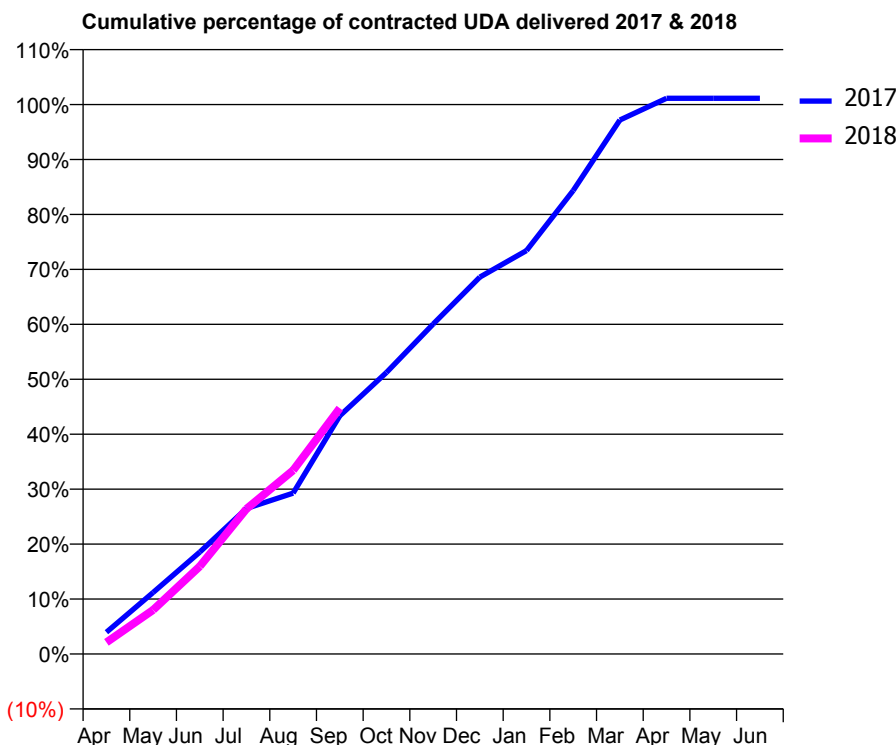
17/18 Contracted general activity (UDA)	4,996
Carry forward general activity (UDA)	0
17/18 Contracted orthodontic activity (UOA)	0
Carry forward orthodontic activity (UOA)	0
Baseline contract value	£160,444.47

ACCESS*

Patients seen in 24 months	Total	Change since previous quarter
Quarter ending September 2016	1,304	
Quarter ending December 2016	1,285	↓
Quarter ending March 2017	1,261	↓
Quarter ending June 2017	1,251	→
Quarter ending September 2017	1,246	→
Variance since September 2016	(4.4%)	↓



ACTIVITY



Month	Adjusted Scheduled Activity (UDA)	
	2017	2018
April	199	107
May	559	400
June	926	797
July	1,324	1,320
August	1,462	1,670
September	2,166	2,235
October	2,560	
November	3,000	
December	3,427	
January	3,668	
February	4,214	
March	4,855	
April	5,052	
May	5,052	
June	5,052	

QUALITY

	Quantity	Base Number	Contract	AT	Region	England
% of FP17s for the same patient ID Re-attending within 3 months - Children	41	336	12.2%	9.7%	12.8%	11.9%
% of FP17s for the same patient ID Re-attending within 3 months - Adults	141	735	19.2%	14.4%	16.5%	15.9%
% of FP17s for the same patient ID Re-attending between 3 & 9 months - Children	229	336	68.2%	58.9%	59.7%	58.1%
% of FP17s for the same patient ID Re-attending between 3 & 9 months - Adults	433	735	58.9%	52.9%	53.0%	50.6%
% of FP17s for Band 1 Urgent Courses	103	983	10.5%	7.7%	9.2%	9.1%
% of FP17s Relating to Free Repair or Replacements	13	983	1.3%	1.1%	1.0%	0.8%
% of FP17s Relating to Continuations	10	983	1.0%	1.3%	1.2%	1.1%
% of Patients satisfied with the dentistry they have received	2	2	N/A	92.7%	91.6%	91.4%
% of Patients satisfied with the time they had to wait for an appointment	2	2	N/A	88.3%	88.1%	87.7%

* This is based on patients treated on this contract for their most recent course of treatment. Figures in italics indicate the base number of FP17s or Patient Questionnaire responses are less than 100. N/A is shown where the base number of responses is less than 10 during the period. % is calculated as Quantity/Base number*100

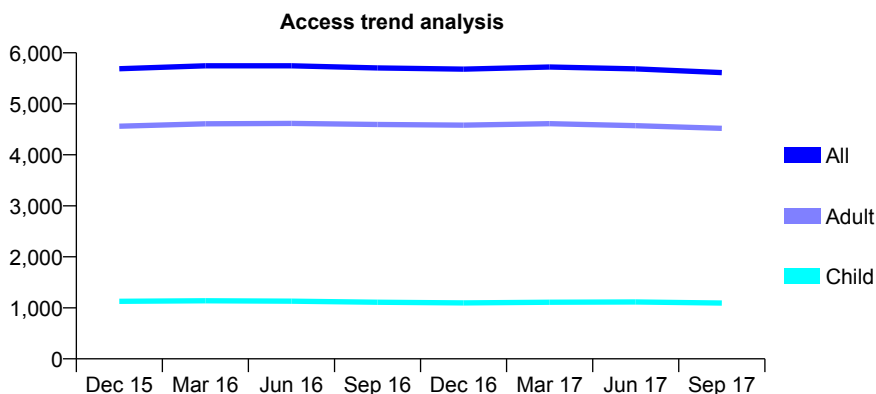
Q51 - Vital Signs At a Glance Contract Report for 730718/0001 - September 2017

Name or company name	MR CD SHELSWELL
Contract type name	GDS Contract
Purpose of contract	General
Contract start date	01/04/2006
Contract end date	

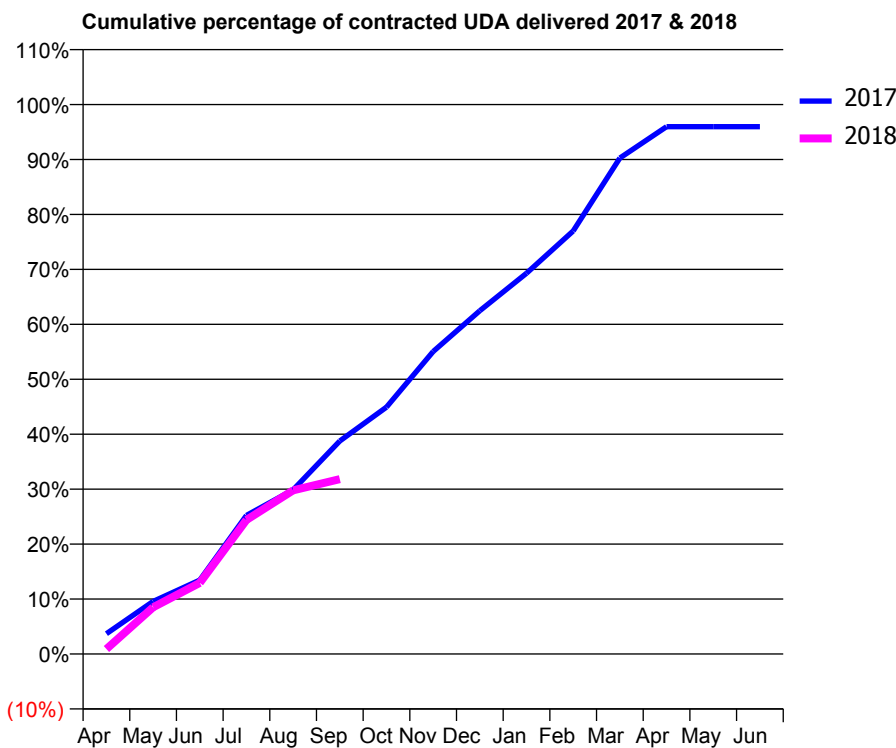
17/18 Contracted general activity (UDA)	19,806
Carry forward general activity (UDA)	0
17/18 Contracted orthodontic activity (UOA)	0
Carry forward orthodontic activity (UOA)	0
Baseline contract value	£566,960.12

ACCESS*

Patients seen in 24 months	Total	Change since previous quarter
Quarter ending September 2016	5,704	
Quarter ending December 2016	5,679	→
Quarter ending March 2017	5,722	→
Quarter ending June 2017	5,686	→
Quarter ending September 2017	5,611	↓
Variance since September 2016	(1.6%)	↓



ACTIVITY



Month	Adjusted Scheduled Activity (UDA)	
	2017	2018
April	735	181
May	1,894	1,687
June	2,665	2,563
July	4,995	4,831
August	5,917	5,900
September	7,678	6,302
October	8,897	
November	10,901	
December	12,372	
January	13,725	
February	15,247	
March	17,876	
April	19,005	
May	19,005	
June	19,005	

QUALITY

	Quantity	Base Number	Contract	AT	Region	England
% of FP17s for the same patient ID Re-attending within 3 months - Children	59	651	9.1%	9.7%	12.8%	11.9%
% of FP17s for the same patient ID Re-attending within 3 months - Adults	766	3,109	24.6%	14.4%	16.5%	15.9%
% of FP17s for the same patient ID Re-attending between 3 & 9 months - Children	389	651	59.8%	58.9%	59.7%	58.1%
% of FP17s for the same patient ID Re-attending between 3 & 9 months - Adults	1,498	3,109	48.2%	52.9%	53.0%	50.6%
% of FP17s for Band 1 Urgent Courses	197	3,253	6.1%	7.7%	9.2%	9.1%
% of FP17s Relating to Free Repair or Replacements	230	3,253	7.1%	1.1%	1.0%	0.8%
% of FP17s Relating to Continuations	159	3,253	4.9%	1.3%	1.2%	1.1%
% of Patients satisfied with the dentistry they have received	13	13	100.0%	92.7%	91.6%	91.4%
% of Patients satisfied with the time they had to wait for an appointment	12	13	92.3%	88.3%	88.1%	87.7%

* This is based on patients treated on this contract for their most recent course of treatment. Figures in italics indicate the base number of FP17s or Patient Questionnaire responses are less than 100. N/A is shown where the base number of responses is less than 10 during the period. % is calculated as Quantity/Base number*100

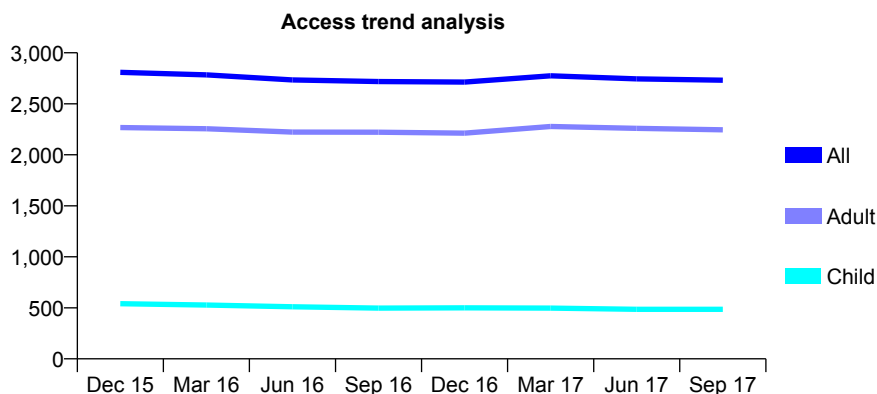
Q51 - Vital Signs At a Glance Contract Report for 740497/0001 - September 2017

Name or company name	MR JM BURNHAM
Contract type name	GDS Contract
Purpose of contract	General
Contract start date	01/04/2006
Contract end date	

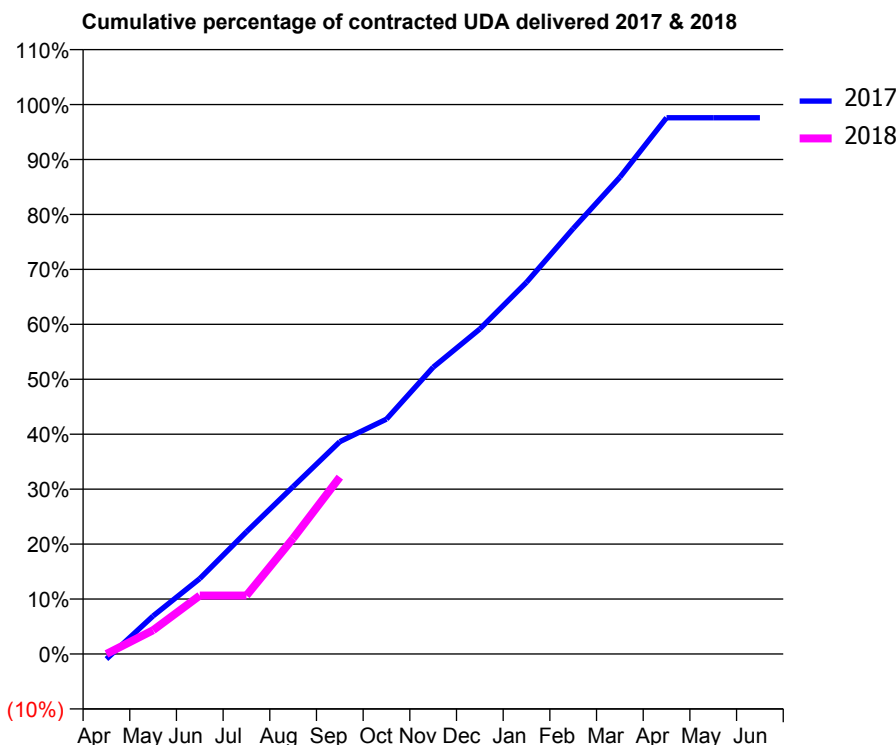
17/18 Contracted general activity (UDA)	8,232
Carry forward general activity (UDA)	0
17/18 Contracted orthodontic activity (UOA)	0
Carry forward orthodontic activity (UOA)	0
Baseline contract value	£208,622.87

ACCESS*

Patients seen in 24 months	Total	Change since previous quarter
Quarter ending September 2016	2,718	
Quarter ending December 2016	2,713	→
Quarter ending March 2017	2,775	↑
Quarter ending June 2017	2,745	↓
Quarter ending September 2017	2,731	→
Variance since September 2016	0.5%	→



ACTIVITY



Month	Adjusted Scheduled Activity (UDA)	
	2017	2018
April	-76	0
May	570	357
June	1,130	875
July	1,830	875
August	2,508	1,732
September	3,181	2,649
October	3,518	
November	4,296	
December	4,869	
January	5,569	
February	6,374	
March	7,142	
April	8,033	
May	8,033	
June	8,033	

QUALITY

	Quantity	Base Number	Contract	AT	Region	England
% of FP17s for the same patient ID Re-attending within 3 months - Children	10	295	3.4%	9.7%	12.8%	11.9%
% of FP17s for the same patient ID Re-attending within 3 months - Adults	220	1,427	15.4%	14.4%	16.5%	15.9%
% of FP17s for the same patient ID Re-attending between 3 & 9 months - Children	171	295	58.0%	58.9%	59.7%	58.1%
% of FP17s for the same patient ID Re-attending between 3 & 9 months - Adults	710	1,427	49.8%	52.9%	53.0%	50.6%
% of FP17s for Band 1 Urgent Courses	135	1,386	9.7%	7.7%	9.2%	9.1%
% of FP17s Relating to Free Repair or Replacements	7	1,386	0.5%	1.1%	1.0%	0.8%
% of FP17s Relating to Continuations	12	1,386	0.9%	1.3%	1.2%	1.1%
% of Patients satisfied with the dentistry they have received	8	8	N/A	92.7%	91.6%	91.4%
% of Patients satisfied with the time they had to wait for an appointment	8	8	N/A	88.3%	88.1%	87.7%

* This is based on patients treated on this contract for their most recent course of treatment. Figures in italics indicate the base number of FP17s or Patient Questionnaire responses are less than 100. N/A is shown where the base number of responses is less than 10 during the period. % is calculated as Quantity/Base number*100

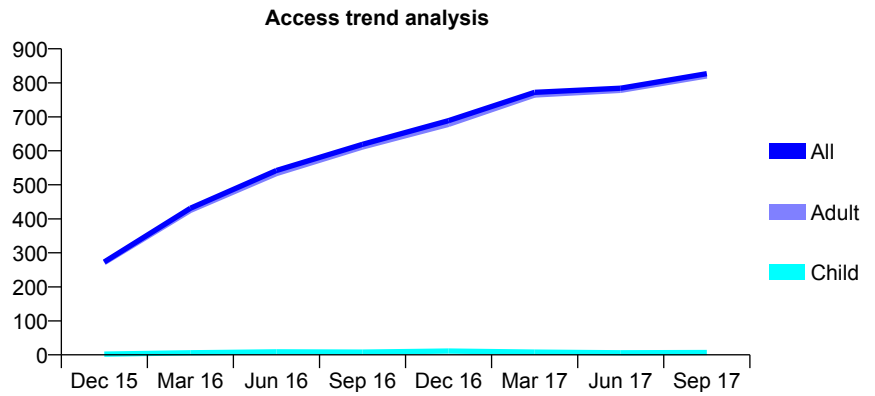
Q51 - Vital Signs At a Glance Contract Report for 748803/0001 - September 2017

Name or company name	MR TA DYER
Contract type name	PDS Contract
Purpose of contract	General
Contract start date	01/04/2007
Contract end date	31/03/2018

17/18 Contracted general activity (UDA)	3,963
Carry forward general activity (UDA)	0
17/18 Contracted orthodontic activity (UOA)	0
Carry forward orthodontic activity (UOA)	0
Baseline contract value	£168,225.41

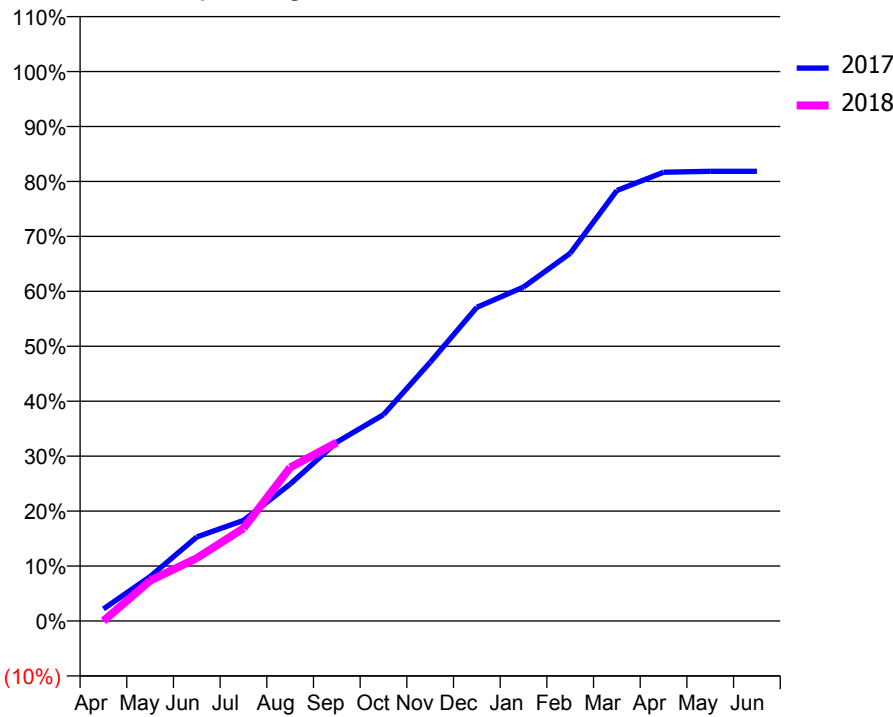
ACCESS*

Patients seen in 24 months	Total	Change since previous quarter
Quarter ending September 2016	619	
Quarter ending December 2016	689	↑
Quarter ending March 2017	772	↑
Quarter ending June 2017	784	→
Quarter ending September 2017	827	↑
Variance since September 2016	33.6%	↑



ACTIVITY

Cumulative percentage of contracted UDA delivered 2017 & 2018



Month	Adjusted Scheduled Activity (UDA)	
	2017	2018
April	87	0
May	321	291
June	606	453
July	726	669
August	987	1,107
September	1,290	1,287
October	1,488	
November	1,866	
December	2,262	
January	2,409	
February	2,652	
March	3,105	
April	3,237	
May	3,243	
June	3,243	

QUALITY

	Quantity	Base Number	Contract	AT	Region	England
% of FP17s for the same patient ID Re-attending within 3 months - Children	0	4	0.0%	9.7%	12.8%	11.9%
% of FP17s for the same patient ID Re-attending within 3 months - Adults	79	471	16.8%	14.4%	16.5%	15.9%
% of FP17s for the same patient ID Re-attending between 3 & 9 months - Children	0	4	0.0%	58.9%	59.7%	58.1%
% of FP17s for the same patient ID Re-attending between 3 & 9 months - Adults	22	471	4.7%	52.9%	53.0%	50.6%
% of FP17s for Band 1 Urgent Courses	0	429	0.0%	7.7%	9.2%	9.1%
% of FP17s Relating to Free Repair or Replacements	0	429	0.0%	1.1%	1.0%	0.8%
% of FP17s Relating to Continuations	0	429	0.0%	1.3%	1.2%	1.1%
% of Patients satisfied with the dentistry they have received	1	1	N/A	92.7%	91.6%	91.4%
% of Patients satisfied with the time they had to wait for an appointment	1	1	N/A	88.3%	88.1%	87.7%

* This is based on patients treated on this contract for their most recent course of treatment. Figures in italics indicate the base number of FP17s or Patient Questionnaire responses are less than 100. N/A is shown where the base number of responses is less than 10 during the period. % is calculated as Quantity/Base number*100

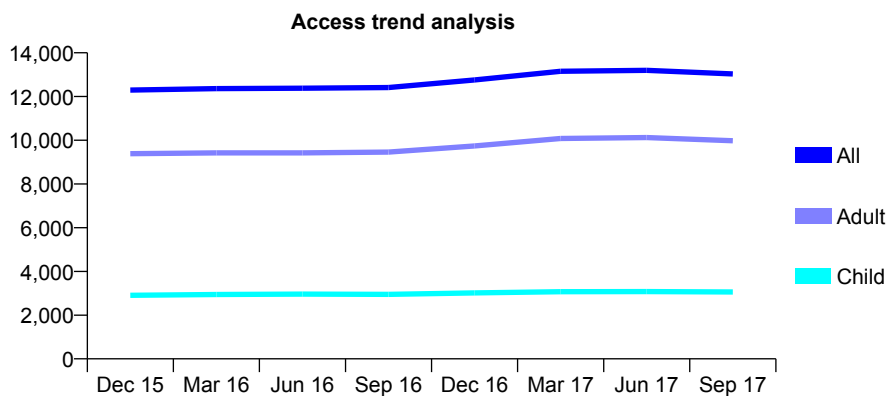
Q51 - Vital Signs At a Glance Contract Report for 749338/0001 - September 2017

Name or company name	MR NP MALLON
Contract type name	GDS Contract
Purpose of contract	General
Contract start date	01/04/2006
Contract end date	

17/18 Contracted general activity (UDA)	42,313
Carry forward general activity (UDA)	0
17/18 Contracted orthodontic activity (UOA)	0
Carry forward orthodontic activity (UOA)	0
Baseline contract value	£1,280,160.47

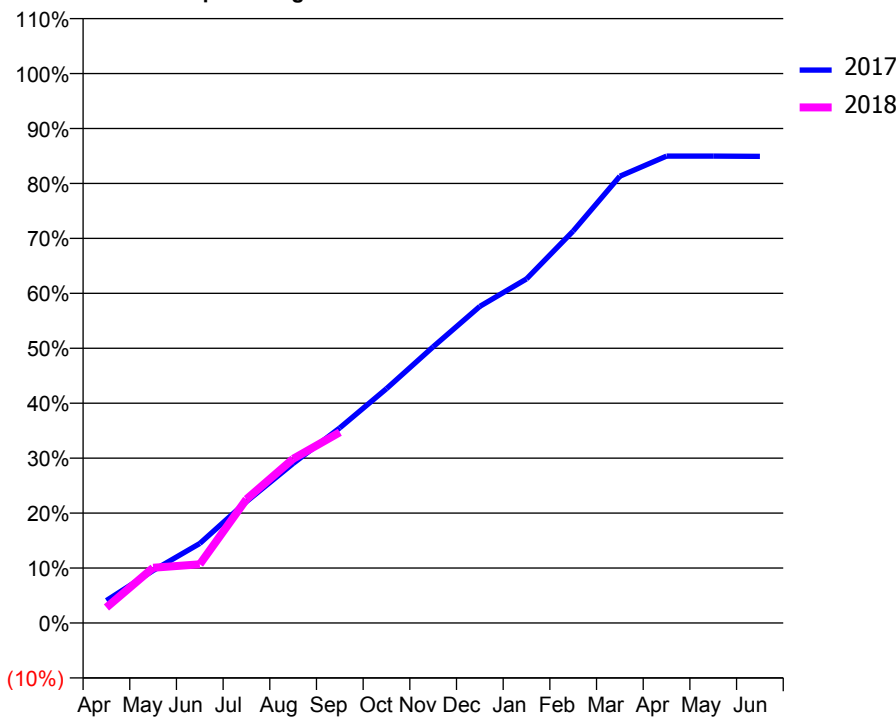
ACCESS*

Patients seen in 24 months	Total	Change since previous quarter
Quarter ending September 2016	12,411	
Quarter ending December 2016	12,759	↑
Quarter ending March 2017	13,153	↑
Quarter ending June 2017	13,198	→
Quarter ending September 2017	13,033	↓
Variance since September 2016	5.0%	↑



ACTIVITY

Cumulative percentage of contracted UDA delivered 2017 & 2018



Month	Adjusted Scheduled Activity (UDA)	
	2017	2018
April	1,728	1,198
May	4,036	4,253
June	6,125	4,522
July	9,350	9,539
August	12,285	12,643
September	15,027	14,684
October	18,043	
November	21,272	
December	24,377	
January	26,494	
February	30,180	
March	34,403	
April	35,952	
May	35,958	
June	35,934	

QUALITY

	Quantity	Base Number	Contract	AT	Region	England
% of FP17s for the same patient ID Re-attending within 3 months - Children	144	2,453	5.9%	9.7%	12.8%	11.9%
% of FP17s for the same patient ID Re-attending within 3 months - Adults	1,192	7,464	16.0%	14.4%	16.5%	15.9%
% of FP17s for the same patient ID Re-attending between 3 & 9 months - Children	1,776	2,453	72.4%	58.9%	59.7%	58.1%
% of FP17s for the same patient ID Re-attending between 3 & 9 months - Adults	4,628	7,464	62.0%	52.9%	53.0%	50.6%
% of FP17s for Band 1 Urgent Courses	746	8,674	8.6%	7.7%	9.2%	9.1%
% of FP17s Relating to Free Repair or Replacements	109	8,674	1.3%	1.1%	1.0%	0.8%
% of FP17s Relating to Continuations	101	8,674	1.2%	1.3%	1.2%	1.1%
% of Patients satisfied with the dentistry they have received	31	33	93.9%	92.7%	91.6%	91.4%
% of Patients satisfied with the time they had to wait for an appointment	32	33	97.0%	88.3%	88.1%	87.7%

* This is based on patients treated on this contract for their most recent course of treatment. Figures in italics indicate the base number of FP17s or Patient Questionnaire responses are less than 100. N/A is shown where the base number of responses is less than 10 during the period. % is calculated as Quantity/Base number*100

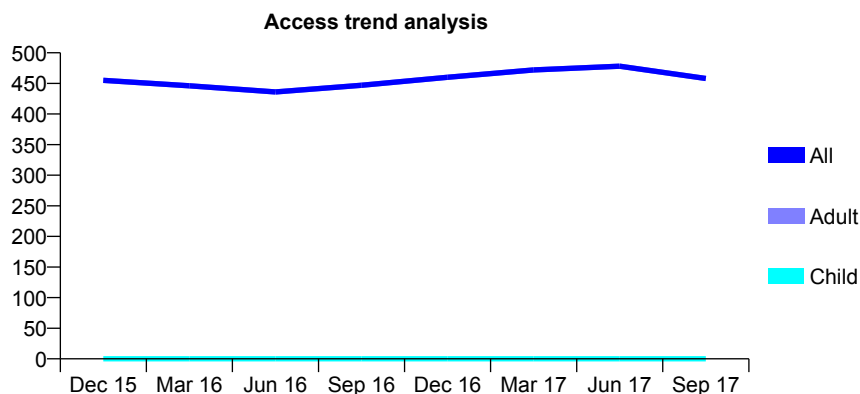
Q51 - Vital Signs At a Glance Contract Report for 749338/0002 - September 2017

Name or company name	MR NP MALLON
Contract type name	GDS Contract
Purpose of contract	General
Contract start date	01/02/2008
Contract end date	

17/18 Contracted general activity (UDA)	1,322
Carry forward general activity (UDA)	0
17/18 Contracted orthodontic activity (UOA)	0
Carry forward orthodontic activity (UOA)	0
Baseline contract value	£55,240.93

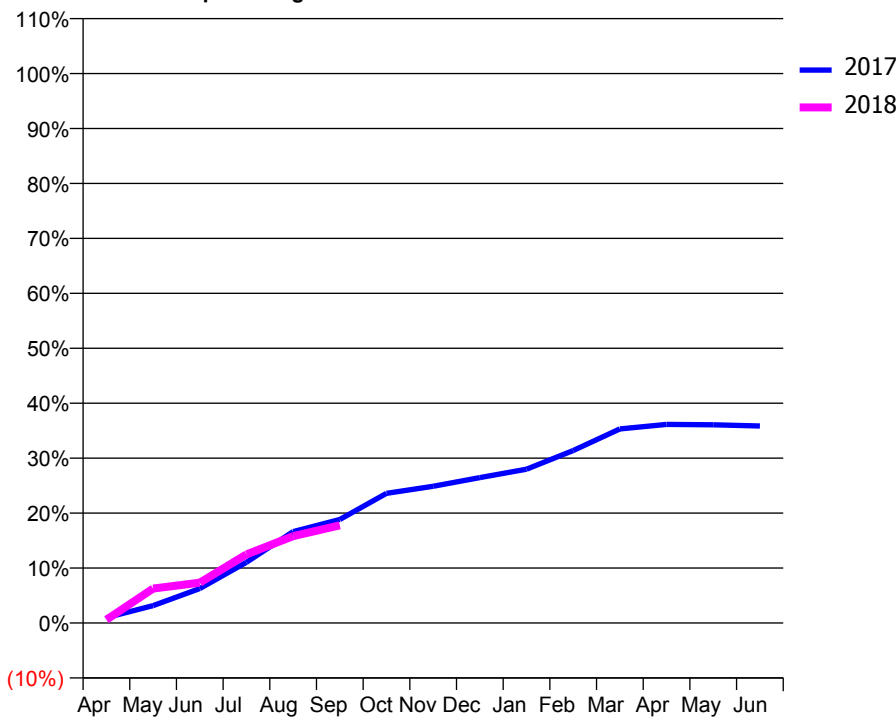
ACCESS*

Patients seen in 24 months	Total	Change since previous quarter
Quarter ending September 2016	447	
Quarter ending December 2016	460	↑
Quarter ending March 2017	472	↑
Quarter ending June 2017	478	→
Quarter ending September 2017	458	↓
Variance since September 2016	2.5%	↑



ACTIVITY

Cumulative percentage of contracted UDA delivered 2017 & 2018



Month	Adjusted Scheduled Activity (UDA)	
	2017	2018
April	13	8
May	42	83
June	83	97
July	146	165
August	220	209
September	249	235
October	312	
November	329	
December	350	
January	370	
February	415	
March	467	
April	478	
May	477	
June	474	

QUALITY

	Quantity	Base Number	Contract	AT	Region	England
% of FP17s for the same patient ID Re-attending within 3 months - Children	0	0	N/A	9.7%	12.8%	11.9%
% of FP17s for the same patient ID Re-attending within 3 months - Adults	3	190	1.6%	14.4%	16.5%	15.9%
% of FP17s for the same patient ID Re-attending between 3 & 9 months - Children	0	0	N/A	58.9%	59.7%	58.1%
% of FP17s for the same patient ID Re-attending between 3 & 9 months - Adults	21	190	11.1%	52.9%	53.0%	50.6%
% of FP17s for Band 1 Urgent Courses	0	183	0.0%	7.7%	9.2%	9.1%
% of FP17s Relating to Free Repair or Replacements	2	183	1.1%	1.1%	1.0%	0.8%
% of FP17s Relating to Continuations	0	183	0.0%	1.3%	1.2%	1.1%
% of Patients satisfied with the dentistry they have received	0	0	N/A	92.7%	91.6%	91.4%
% of Patients satisfied with the time they had to wait for an appointment	0	0	N/A	88.3%	88.1%	87.7%

* This is based on patients treated on this contract for their most recent course of treatment. Figures in italics indicate the base number of FP17s or Patient Questionnaire responses are less than 100. N/A is shown where the base number of responses is less than 10 during the period. % is calculated as Quantity/Base number*100

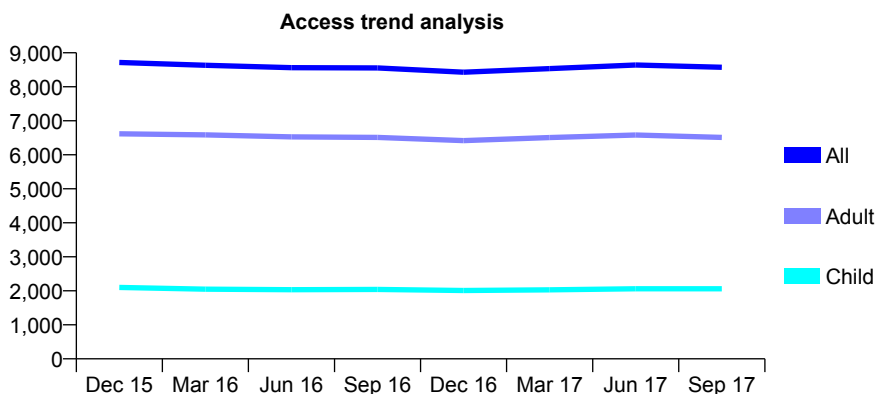
Q51 - Vital Signs At a Glance Contract Report for 803987/0001 - September 2017

Name or company name	MR JM SUMMERFIELD
Contract type name	GDS Contract
Purpose of contract	General
Contract start date	01/04/2006
Contract end date	

17/18 Contracted general activity (UDA)	19,605
Carry forward general activity (UDA)	0
17/18 Contracted orthodontic activity (UOA)	0
Carry forward orthodontic activity (UOA)	0
Baseline contract value	£438,103.53

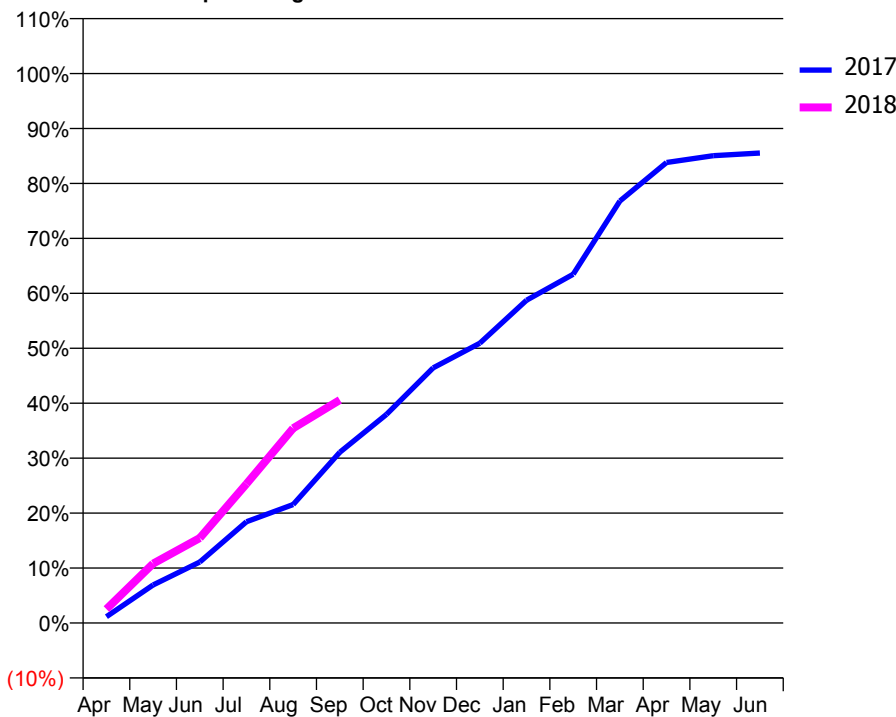
ACCESS*

Patients seen in 24 months	Total	Change since previous quarter
Quarter ending September 2016	8,556	
Quarter ending December 2016	8,430	↓
Quarter ending March 2017	8,536	→
Quarter ending June 2017	8,642	→
Quarter ending September 2017	8,573	→
Variance since September 2016	0.2%	→



ACTIVITY

Cumulative percentage of contracted UDA delivered 2017 & 2018



Month	Adjusted Scheduled Activity (UDA)	
	2017	2018
April	224	497
May	1,356	2,121
June	2,177	3,035
July	3,612	4,964
August	4,229	6,951
September	6,093	7,955
October	7,445	
November	9,106	
December	9,983	
January	11,513	
February	12,444	
March	15,054	
April	16,429	
May	16,672	
June	16,766	

QUALITY

	Quantity	Base Number	Contract	AT	Region	England
% of FP17s for the same patient ID Re-attending within 3 months - Children	90	1,045	8.6%	9.7%	12.8%	11.9%
% of FP17s for the same patient ID Re-attending within 3 months - Adults	534	3,215	16.6%	14.4%	16.5%	15.9%
% of FP17s for the same patient ID Re-attending between 3 & 9 months - Children	327	1,045	31.3%	58.9%	59.7%	58.1%
% of FP17s for the same patient ID Re-attending between 3 & 9 months - Adults	917	3,215	28.5%	52.9%	53.0%	50.6%
% of FP17s for Band 1 Urgent Courses	1,114	3,568	31.2%	7.7%	9.2%	9.1%
% of FP17s Relating to Free Repair or Replacements	38	3,568	1.1%	1.1%	1.0%	0.8%
% of FP17s Relating to Continuations	34	3,568	1.0%	1.3%	1.2%	1.1%
% of Patients satisfied with the dentistry they have received	12	13	92.3%	92.7%	91.6%	91.4%
% of Patients satisfied with the time they had to wait for an appointment	11	13	84.6%	88.3%	88.1%	87.7%

* This is based on patients treated on this contract for their most recent course of treatment. Figures in italics indicate the base number of FP17s or Patient Questionnaire responses are less than 100. N/A is shown where the base number of responses is less than 10 during the period. % is calculated as Quantity/Base number*100

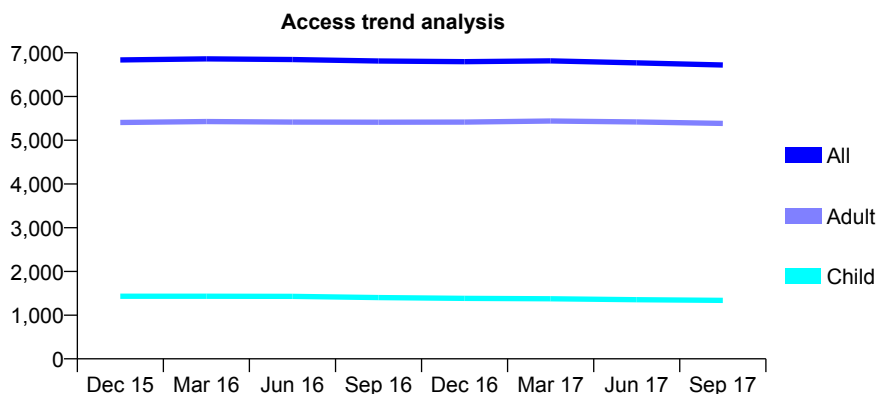
Q51 - Vital Signs At a Glance Contract Report for 813192/0001 - September 2017

Name or company name	Chesterfield Road Dental Practice
Contract type name	GDS Contract
Purpose of contract	General
Contract start date	01/04/2006
Contract end date	

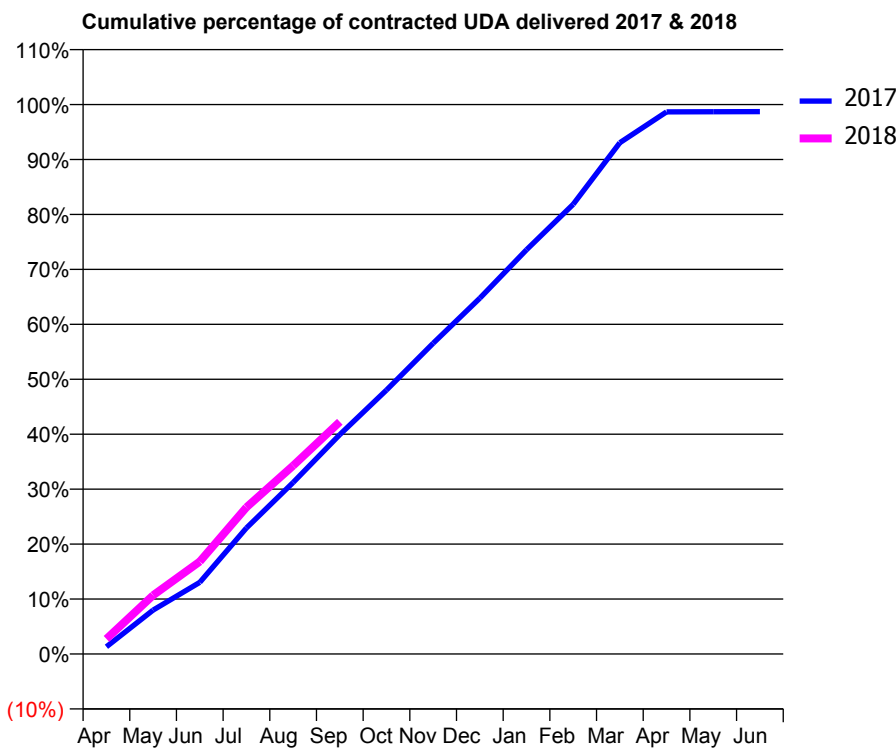
17/18 Contracted general activity (UDA)	20,808
Carry forward general activity (UDA)	0
17/18 Contracted orthodontic activity (UOA)	0
Carry forward orthodontic activity (UOA)	0
Baseline contract value	£680,204.15

ACCESS*

Patients seen in 24 months	Total	Change since previous quarter
Quarter ending September 2016	6,812	
Quarter ending December 2016	6,797	→
Quarter ending March 2017	6,815	→
Quarter ending June 2017	6,771	→
Quarter ending September 2017	6,721	→
Variance since September 2016	(1.3%)	↓



ACTIVITY



Month	Adjusted Scheduled Activity (UDA)	
	2017	2018
April	275	574
May	1,662	2,225
June	2,716	3,503
July	4,772	5,559
August	6,494	7,133
September	8,310	8,794
October	9,994	
November	11,767	
December	13,475	
January	15,308	
February	17,028	
March	19,361	
April	20,531	
May	20,532	
June	20,540	

QUALITY

	Quantity	Base Number	Contract	AT	Region	England
% of FP17s for the same patient ID Re-attending within 3 months - Children	57	1,015	5.6%	9.7%	12.8%	11.9%
% of FP17s for the same patient ID Re-attending within 3 months - Adults	473	3,640	13.0%	14.4%	16.5%	15.9%
% of FP17s for the same patient ID Re-attending between 3 & 9 months - Children	623	1,015	61.4%	58.9%	59.7%	58.1%
% of FP17s for the same patient ID Re-attending between 3 & 9 months - Adults	2,073	3,640	57.0%	52.9%	53.0%	50.6%
% of FP17s for Band 1 Urgent Courses	213	4,266	5.0%	7.7%	9.2%	9.1%
% of FP17s Relating to Free Repair or Replacements	43	4,266	1.0%	1.1%	1.0%	0.8%
% of FP17s Relating to Continuations	104	4,266	2.4%	1.3%	1.2%	1.1%
% of Patients satisfied with the dentistry they have received	18	19	94.7%	92.7%	91.6%	91.4%
% of Patients satisfied with the time they had to wait for an appointment	15	19	78.9%	88.3%	88.1%	87.7%

* This is based on patients treated on this contract for their most recent course of treatment. Figures in italics indicate the base number of FP17s or Patient Questionnaire responses are less than 100. N/A is shown where the base number of responses is less than 10 during the period. % is calculated as Quantity/Base number*100

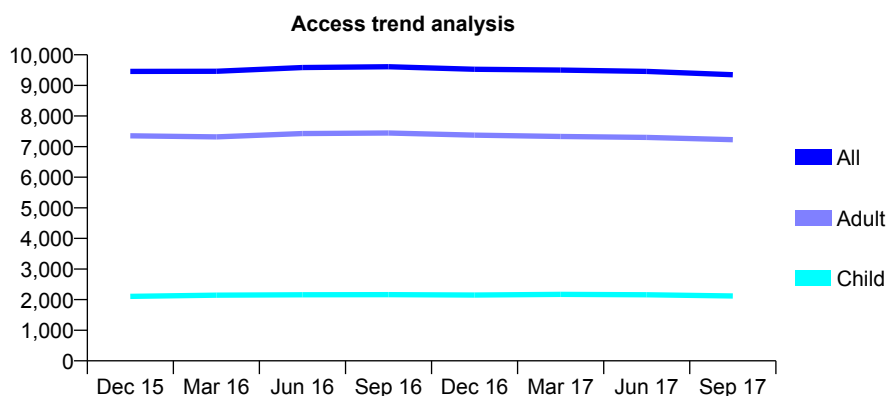
Q51 - Vital Signs At a Glance Contract Report for 813737/0001 - September 2017

Name or company name	MR KO DAVIES
Contract type name	GDS Contract
Purpose of contract	General
Contract start date	05/05/2006
Contract end date	

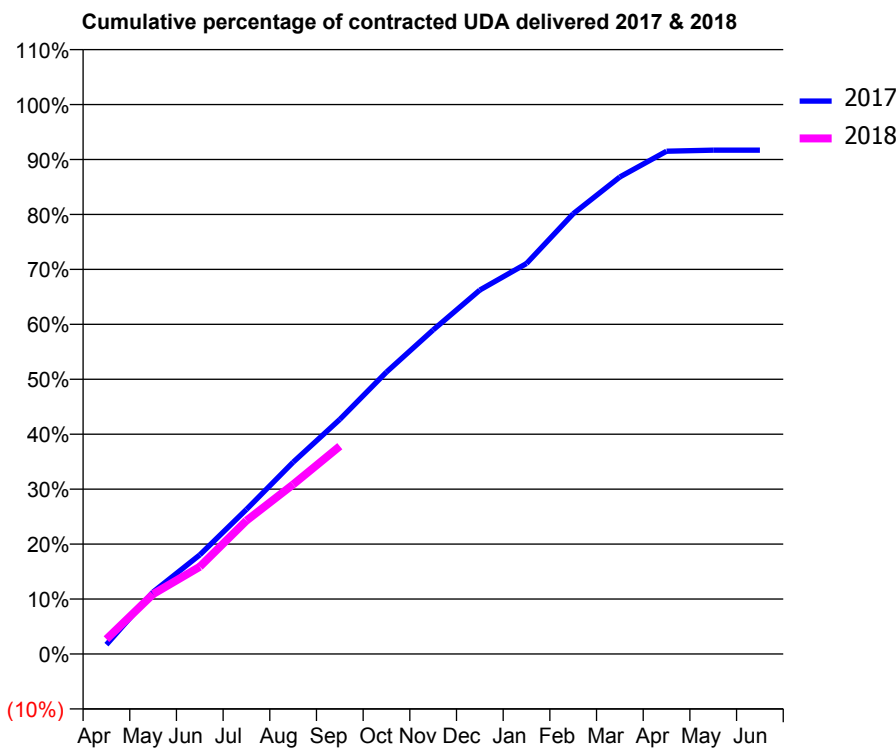
17/18 Contracted general activity (UDA)	29,000
Carry forward general activity (UDA)	0
17/18 Contracted orthodontic activity (UOA)	0
Carry forward orthodontic activity (UOA)	0
Baseline contract value	£811,503.11

ACCESS*

Patients seen in 24 months	Total	Change since previous quarter
Quarter ending September 2016	9,609	
Quarter ending December 2016	9,526	→
Quarter ending March 2017	9,502	→
Quarter ending June 2017	9,459	→
Quarter ending September 2017	9,350	↓
Variance since September 2016	(2.7%)	↓



ACTIVITY



Month	Adjusted Scheduled Activity (UDA)	
	2017	2018
April	520	785
May	3,442	3,163
June	5,499	4,608
July	8,026	7,038
August	10,643	8,950
September	13,022	10,970
October	15,641	
November	17,980	
December	20,194	
January	21,667	
February	24,424	
March	26,468	
April	27,895	
May	27,954	
June	27,955	

QUALITY

	Quantity	Base Number	Contract	AT	Region	England
% of FP17s for the same patient ID Re-attending within 3 months - Children	123	1,593	7.7%	9.7%	12.8%	11.9%
% of FP17s for the same patient ID Re-attending within 3 months - Adults	725	5,166	14.0%	14.4%	16.5%	15.9%
% of FP17s for the same patient ID Re-attending between 3 & 9 months - Children	988	1,593	62.0%	58.9%	59.7%	58.1%
% of FP17s for the same patient ID Re-attending between 3 & 9 months - Adults	3,116	5,166	60.3%	52.9%	53.0%	50.6%
% of FP17s for Band 1 Urgent Courses	231	5,631	4.1%	7.7%	9.2%	9.1%
% of FP17s Relating to Free Repair or Replacements	164	5,631	2.9%	1.1%	1.0%	0.8%
% of FP17s Relating to Continuations	84	5,631	1.5%	1.3%	1.2%	1.1%
% of Patients satisfied with the dentistry they have received	15	15	100.0%	92.7%	91.6%	91.4%
% of Patients satisfied with the time they had to wait for an appointment	15	15	100.0%	88.3%	88.1%	87.7%

* This is based on patients treated on this contract for their most recent course of treatment. Figures in italics indicate the base number of FP17s or Patient Questionnaire responses are less than 100. N/A is shown where the base number of responses is less than 10 during the period. % is calculated as Quantity/Base number*100

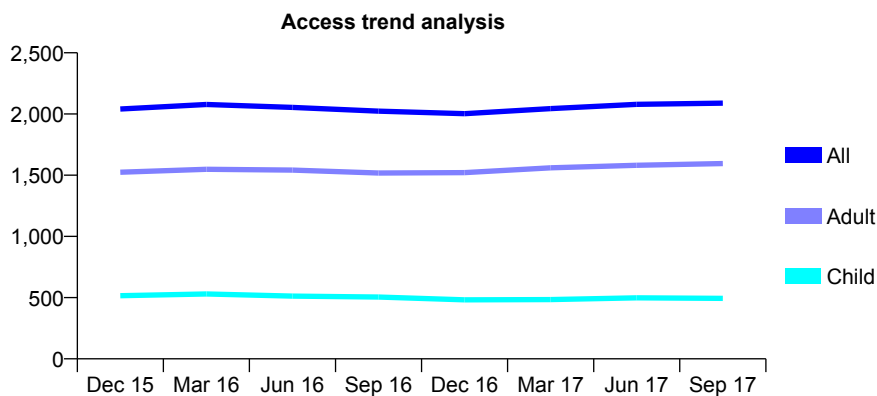
Q51 - Vital Signs At a Glance Contract Report for 822280/0001 - September 2017

Name or company name	MR RN KYNMAN
Contract type name	GDS Contract
Purpose of contract	General
Contract start date	01/04/2006
Contract end date	

17/18 Contracted general activity (UDA)	5,711
Carry forward general activity (UDA)	0
17/18 Contracted orthodontic activity (UOA)	0
Carry forward orthodontic activity (UOA)	0
Baseline contract value	£141,269.91

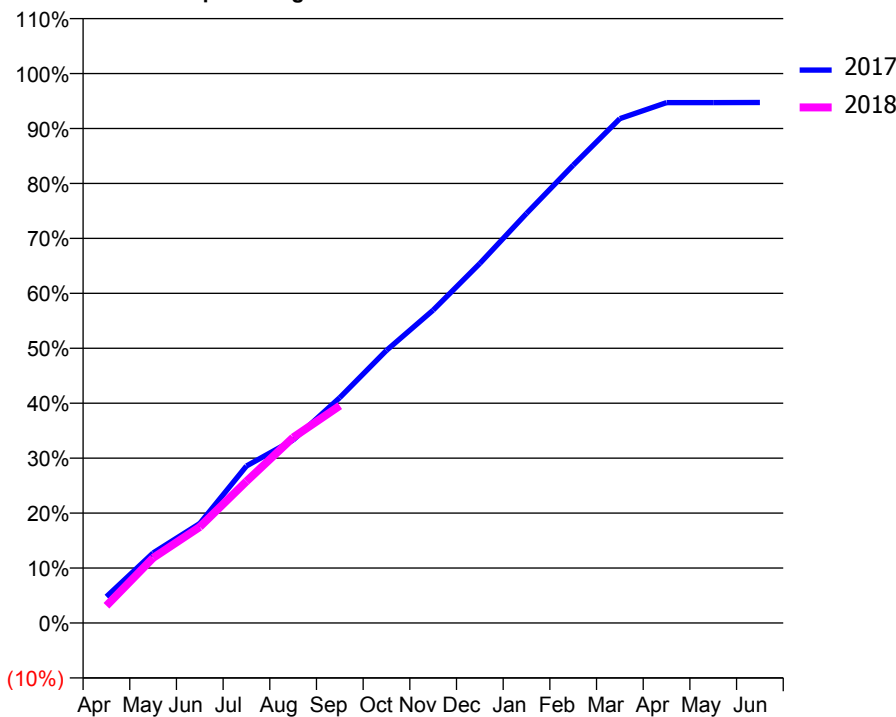
ACCESS*

Patients seen in 24 months	Total	Change since previous quarter
Quarter ending September 2016	2,023	
Quarter ending December 2016	2,003	→
Quarter ending March 2017	2,044	↑
Quarter ending June 2017	2,079	→
Quarter ending September 2017	2,089	→
Variance since September 2016	3.3%	↑



ACTIVITY

Cumulative percentage of contracted UDA delivered 2017 & 2018



Month	Adjusted Scheduled Activity (UDA)	
	2017	2018
April	274	180
May	728	677
June	1,035	998
July	1,632	1,472
August	1,902	1,929
September	2,343	2,258
October	2,833	
November	3,252	
December	3,737	
January	4,256	
February	4,758	
March	5,243	
April	5,408	
May	5,408	
June	5,409	

QUALITY

	Quantity	Base Number	Contract	AT	Region	England
% of FP17s for the same patient ID Re-attending within 3 months - Children	10	400	2.5%	9.7%	12.8%	11.9%
% of FP17s for the same patient ID Re-attending within 3 months - Adults	70	1,039	6.7%	14.4%	16.5%	15.9%
% of FP17s for the same patient ID Re-attending between 3 & 9 months - Children	297	400	74.3%	58.9%	59.7%	58.1%
% of FP17s for the same patient ID Re-attending between 3 & 9 months - Adults	599	1,039	57.7%	52.9%	53.0%	50.6%
% of FP17s for Band 1 Urgent Courses	51	1,353	3.8%	7.7%	9.2%	9.1%
% of FP17s Relating to Free Repair or Replacements	12	1,353	0.9%	1.1%	1.0%	0.8%
% of FP17s Relating to Continuations	7	1,353	0.5%	1.3%	1.2%	1.1%
% of Patients satisfied with the dentistry they have received	1	1	N/A	92.7%	91.6%	91.4%
% of Patients satisfied with the time they had to wait for an appointment	1	1	N/A	88.3%	88.1%	87.7%

* This is based on patients treated on this contract for their most recent course of treatment. Figures in italics indicate the base number of FP17s or Patient Questionnaire responses are less than 100. N/A is shown where the base number of responses is less than 10 during the period. % is calculated as Quantity/Base number*100

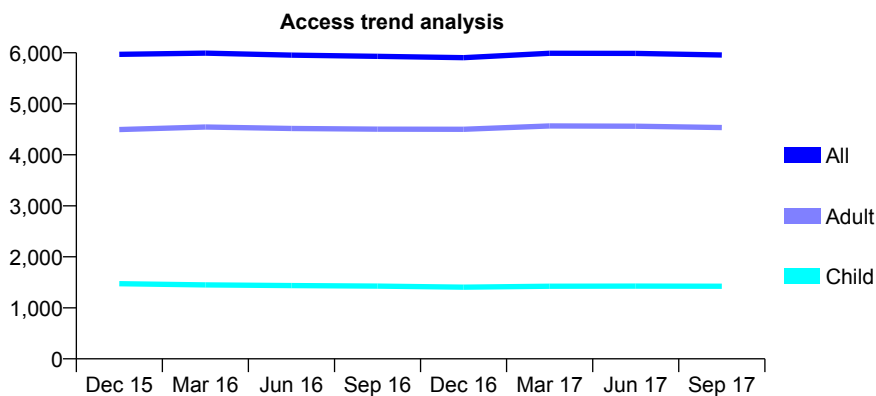
Q51 - Vital Signs At a Glance Contract Report for 822280/0002 - September 2017

Name or company name	MR RN KYNMAN
Contract type name	GDS Contract
Purpose of contract	General
Contract start date	01/04/2006
Contract end date	

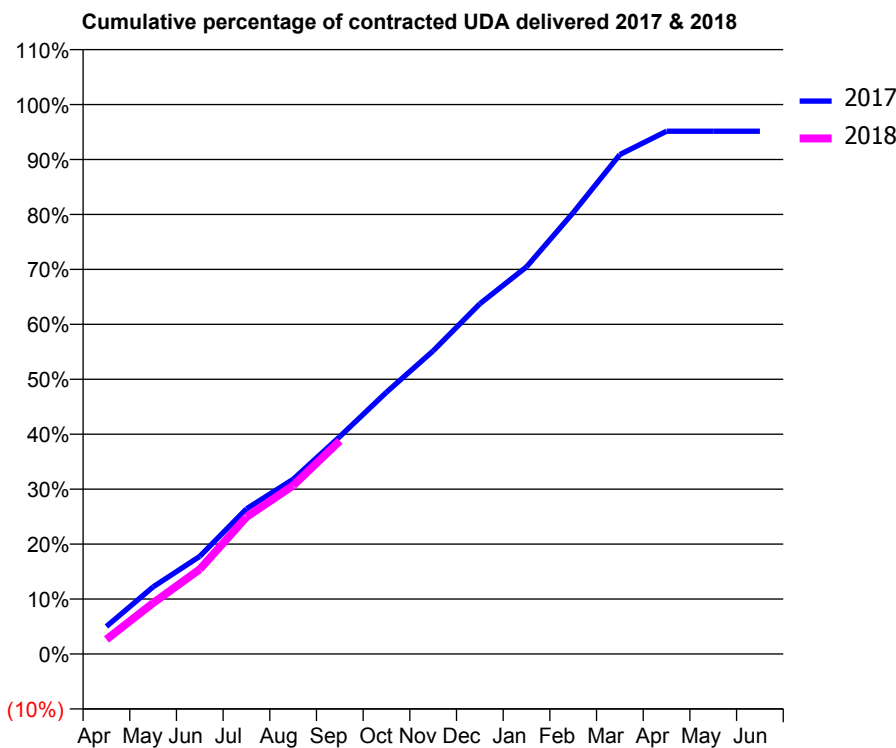
17/18 Contracted general activity (UDA)	18,470
Carry forward general activity (UDA)	0
17/18 Contracted orthodontic activity (UOA)	0
Carry forward orthodontic activity (UOA)	0
Baseline contract value	£427,879.51

ACCESS*

Patients seen in 24 months	Total	Change since previous quarter
Quarter ending September 2016	5,930	
Quarter ending December 2016	5,905	→
Quarter ending March 2017	5,990	→
Quarter ending June 2017	5,988	→
Quarter ending September 2017	5,957	→
Variance since September 2016	0.5%	→



ACTIVITY



Month	Adjusted Scheduled Activity (UDA)	
	2017	2018
April	928	492
May	2,257	1,713
June	3,284	2,849
July	4,879	4,605
August	5,875	5,665
September	7,307	7,164
October	8,802	
November	10,191	
December	11,771	
January	13,014	
February	14,834	
March	16,790	
April	17,573	
May	17,572	
June	17,573	

QUALITY

	Quantity	Base Number	Contract	AT	Region	England
% of FP17s for the same patient ID Re-attending within 3 months - Children	80	1,122	7.1%	9.7%	12.8%	11.9%
% of FP17s for the same patient ID Re-attending within 3 months - Adults	770	3,758	20.5%	14.4%	16.5%	15.9%
% of FP17s for the same patient ID Re-attending between 3 & 9 months - Children	794	1,122	70.8%	58.9%	59.7%	58.1%
% of FP17s for the same patient ID Re-attending between 3 & 9 months - Adults	2,233	3,758	59.4%	52.9%	53.0%	50.6%
% of FP17s for Band 1 Urgent Courses	561	4,501	12.5%	7.7%	9.2%	9.1%
% of FP17s Relating to Free Repair or Replacements	46	4,501	1.0%	1.1%	1.0%	0.8%
% of FP17s Relating to Continuations	25	4,501	0.6%	1.3%	1.2%	1.1%
% of Patients satisfied with the dentistry they have received	10	13	76.9%	92.7%	91.6%	91.4%
% of Patients satisfied with the time they had to wait for an appointment	12	13	92.3%	88.3%	88.1%	87.7%

* This is based on patients treated on this contract for their most recent course of treatment. Figures in italics indicate the base number of FP17s or Patient Questionnaire responses are less than 100. N/A is shown where the base number of responses is less than 10 during the period. % is calculated as Quantity/Base number*100

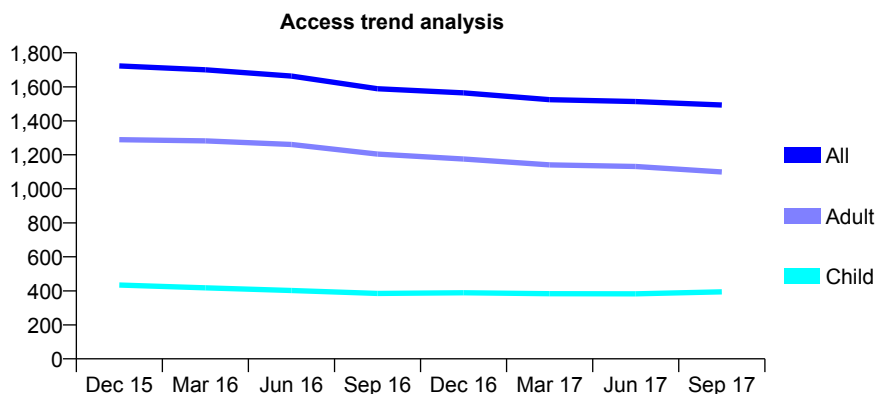
Q51 - Vital Signs At a Glance Contract Report for 835498/0001 - September 2017

Name or company name	MR JA WARDY
Contract type name	GDS Contract
Purpose of contract	General
Contract start date	01/04/2006
Contract end date	

17/18 Contracted general activity (UDA)	6,500
Carry forward general activity (UDA)	0
17/18 Contracted orthodontic activity (UOA)	0
Carry forward orthodontic activity (UOA)	0
Baseline contract value	£178,641.60

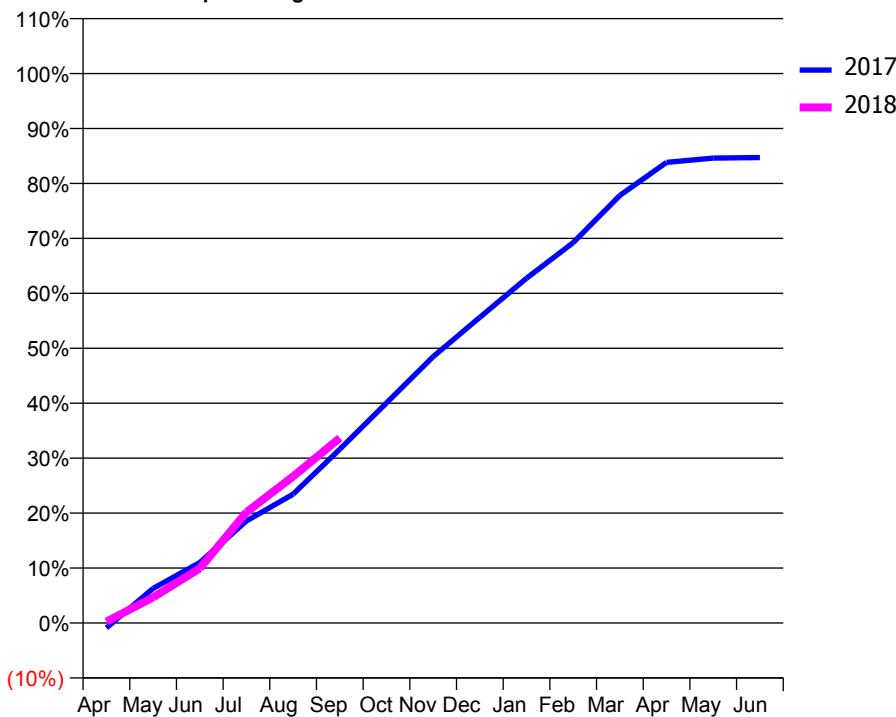
ACCESS*

Patients seen in 24 months	Total	Change since previous quarter
Quarter ending September 2016	1,589	
Quarter ending December 2016	1,564	↓
Quarter ending March 2017	1,524	↓
Quarter ending June 2017	1,513	→
Quarter ending September 2017	1,493	↓
Variance since September 2016	(6.0%)	↓



ACTIVITY

Cumulative percentage of contracted UDA delivered 2017 & 2018



Adjusted Scheduled Activity (UDA)

Month	2017	2018
April	-60	16
May	409	303
June	716	645
July	1,208	1,312
August	1,524	1,734
September	2,057	2,189
October	2,603	
November	3,151	
December	3,616	
January	4,079	
February	4,499	
March	5,058	
April	5,449	
May	5,499	
June	5,505	

QUALITY

	Quantity	Base Number	Contract	AT	Region	England
% of FP17s for the same patient ID Re-attending within 3 months - Children	57	352	16.2%	9.7%	12.8%	11.9%
% of FP17s for the same patient ID Re-attending within 3 months - Adults	115	715	16.1%	14.4%	16.5%	15.9%
% of FP17s for the same patient ID Re-attending between 3 & 9 months - Children	199	352	56.5%	58.9%	59.7%	58.1%
% of FP17s for the same patient ID Re-attending between 3 & 9 months - Adults	347	715	48.5%	52.9%	53.0%	50.6%
% of FP17s for Band 1 Urgent Courses	50	939	5.3%	7.7%	9.2%	9.1%
% of FP17s Relating to Free Repair or Replacements	18	939	1.9%	1.1%	1.0%	0.8%
% of FP17s Relating to Continuations	3	939	0.3%	1.3%	1.2%	1.1%
% of Patients satisfied with the dentistry they have received	7	9	N/A	92.7%	91.6%	91.4%
% of Patients satisfied with the time they had to wait for an appointment	6	9	N/A	88.3%	88.1%	87.7%

* This is based on patients treated on this contract for their most recent course of treatment. Figures in italics indicate the base number of FP17s or Patient Questionnaire responses are less than 100. N/A is shown where the base number of responses is less than 10 during the period. % is calculated as Quantity/Base number*100

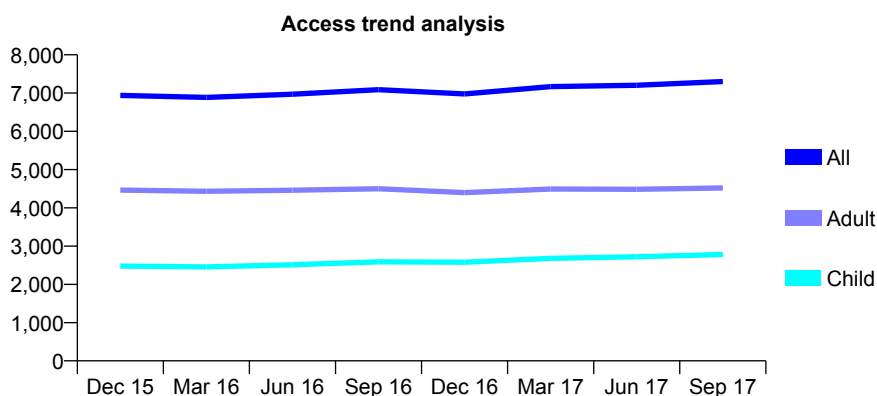
Q51 - Vital Signs At a Glance Contract Report for 848131/0001 - September 2017

Name or company name	MR V ORLIAKLIS
Contract type name	GDS Contract
Purpose of contract	General
Contract start date	01/04/2006
Contract end date	

17/18 Contracted general activity (UDA)	19,582
Carry forward general activity (UDA)	0
17/18 Contracted orthodontic activity (UOA)	0
Carry forward orthodontic activity (UOA)	0
Baseline contract value	£593,999.32

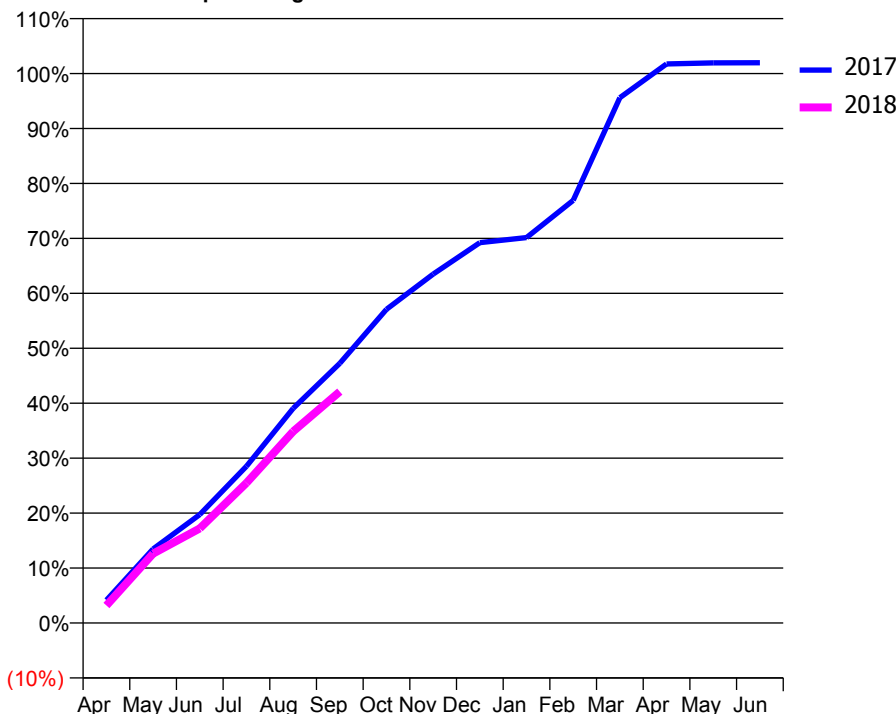
ACCESS*

Patients seen in 24 months	Total	Change since previous quarter
Quarter ending September 2016	7,087	
Quarter ending December 2016	6,976	↓
Quarter ending March 2017	7,168	↑
Quarter ending June 2017	7,203	→
Quarter ending September 2017	7,300	→
Variance since September 2016	3.0%	↑



ACTIVITY

Cumulative percentage of contracted UDA delivered 2017 & 2018



Month	Adjusted Scheduled Activity (UDA)	
	2017	2018
April	816	624
May	2,640	2,472
June	3,863	3,369
July	5,586	4,990
August	7,647	6,826
September	9,254	8,248
October	11,181	
November	12,433	
December	13,555	
January	13,738	
February	15,060	
March	18,720	
April	19,920	
May	19,960	
June	19,964	

QUALITY

	Quantity	Base Number	Contract	AT	Region	England
% of FP17s for the same patient ID Re-attending within 3 months - Children	161	2,207	7.3%	9.7%	12.8%	11.9%
% of FP17s for the same patient ID Re-attending within 3 months - Adults	382	3,166	12.1%	14.4%	16.5%	15.9%
% of FP17s for the same patient ID Re-attending between 3 & 9 months - Children	1,263	2,207	57.2%	58.9%	59.7%	58.1%
% of FP17s for the same patient ID Re-attending between 3 & 9 months - Adults	1,754	3,166	55.4%	52.9%	53.0%	50.6%
% of FP17s for Band 1 Urgent Courses	224	4,230	5.3%	7.7%	9.2%	9.1%
% of FP17s Relating to Free Repair or Replacements	14	4,230	0.3%	1.1%	1.0%	0.8%
% of FP17s Relating to Continuations	9	4,230	0.2%	1.3%	1.2%	1.1%
% of Patients satisfied with the dentistry they have received	13	14	92.9%	92.7%	91.6%	91.4%
% of Patients satisfied with the time they had to wait for an appointment	12	14	85.7%	88.3%	88.1%	87.7%

* This is based on patients treated on this contract for their most recent course of treatment. Figures in italics indicate the base number of FP17s or Patient Questionnaire responses are less than 100. N/A is shown where the base number of responses is less than 10 during the period. % is calculated as Quantity/Base number*100

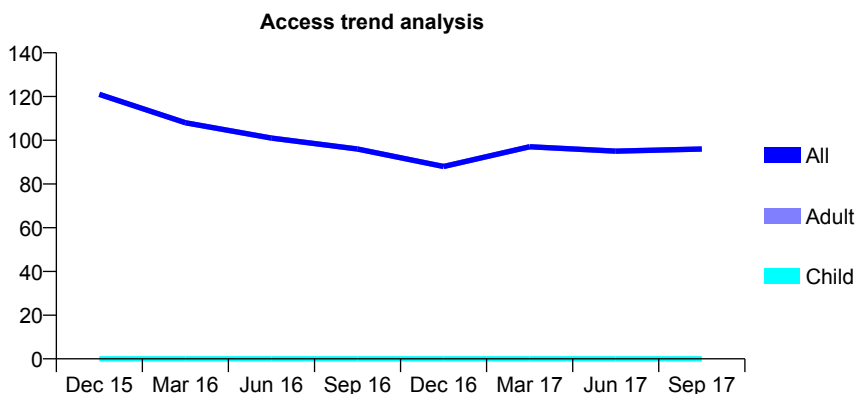
Q51 - Vital Signs At a Glance Contract Report for 848131/0002 - September 2017

Name or company name	MR V ORLIAKLIS
Contract type name	GDS Contract
Purpose of contract	General
Contract start date	01/04/2008
Contract end date	

17/18 Contracted general activity (UDA)	450
Carry forward general activity (UDA)	0
17/18 Contracted orthodontic activity (UOA)	0
Carry forward orthodontic activity (UOA)	0
Baseline contract value	£27,392.27

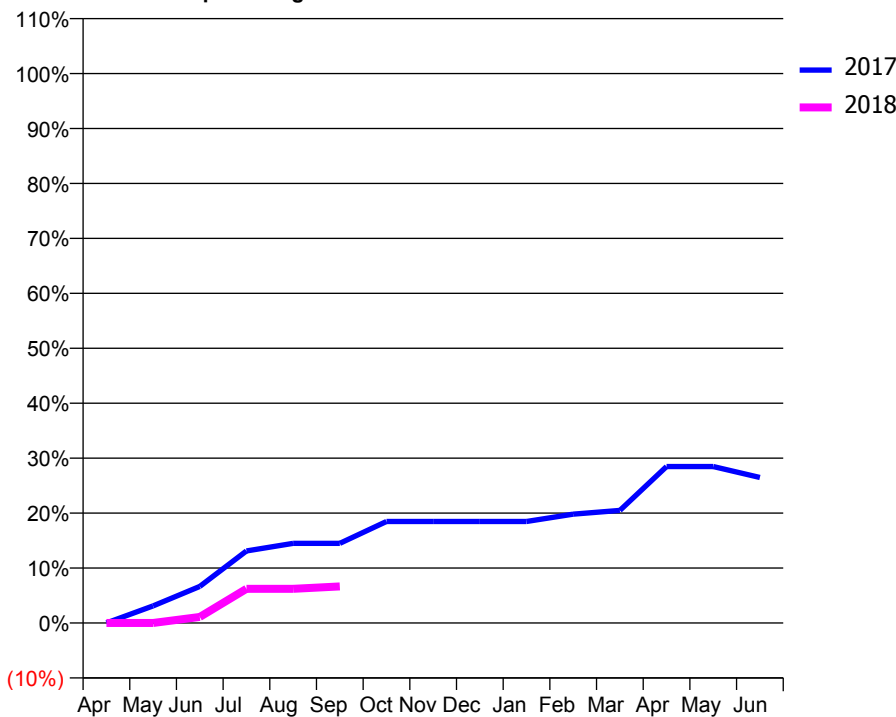
ACCESS*

Patients seen in 24 months	Total	Change since previous quarter
Quarter ending September 2016	96	
Quarter ending December 2016	88	↓
Quarter ending March 2017	97	↑
Quarter ending June 2017	95	↓
Quarter ending September 2017	96	→
Variance since September 2016	0.0%	→



ACTIVITY

Cumulative percentage of contracted UDA delivered 2017 & 2018



Month	Adjusted Scheduled Activity (UDA)	
	2017	2018
April	0	0
May	14	0
June	30	5
July	59	28
August	65	28
September	65	30
October	83	
November	83	
December	83	
January	83	
February	89	
March	92	
April	128	
May	128	
June	119	

QUALITY

	Quantity	Base Number	Contract	AT	Region	England
% of FP17s for the same patient ID Re-attending within 3 months - Children	0	0	N/A	9.7%	12.8%	11.9%
% of FP17s for the same patient ID Re-attending within 3 months - Adults	0	40	0.0%	14.4%	16.5%	15.9%
% of FP17s for the same patient ID Re-attending between 3 & 9 months - Children	0	0	N/A	58.9%	59.7%	58.1%
% of FP17s for the same patient ID Re-attending between 3 & 9 months - Adults	1	40	2.5%	52.9%	53.0%	50.6%
% of FP17s for Band 1 Urgent Courses	0	15	0.0%	7.7%	9.2%	9.1%
% of FP17s Relating to Free Repair or Replacements	0	15	0.0%	1.1%	1.0%	0.8%
% of FP17s Relating to Continuations	0	15	0.0%	1.3%	1.2%	1.1%
% of Patients satisfied with the dentistry they have received	0	0	N/A	92.7%	91.6%	91.4%
% of Patients satisfied with the time they had to wait for an appointment	0	0	N/A	88.3%	88.1%	87.7%

* This is based on patients treated on this contract for their most recent course of treatment. Figures in italics indicate the base number of FP17s or Patient Questionnaire responses are less than 100. N/A is shown where the base number of responses is less than 10 during the period. % is calculated as Quantity/Base number*100

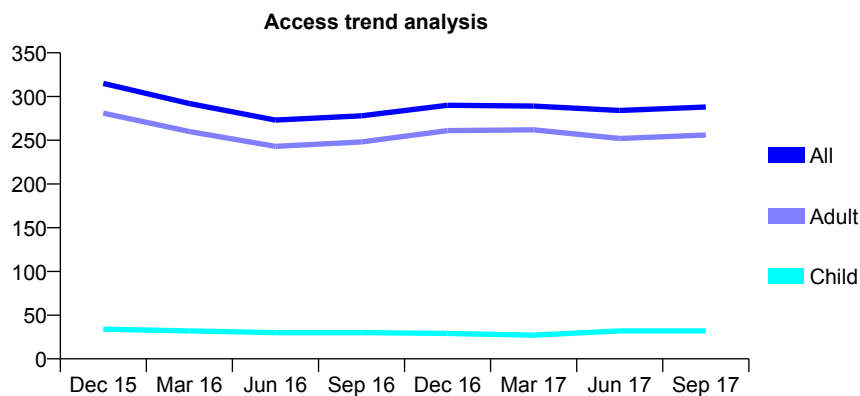
Q51 - Vital Signs At a Glance Contract Report for 848131/0004 - September 2017

Name or company name	MR V ORLIAKLIS
Contract type name	PDS Plus Contract
Purpose of contract	General
Contract start date	01/02/2011
Contract end date	30/09/2018

17/18 Contracted general activity (UDA)	2,000
Carry forward general activity (UDA)	0
17/18 Contracted orthodontic activity (UOA)	0
Carry forward orthodontic activity (UOA)	0
Baseline contract value	£126,671.86

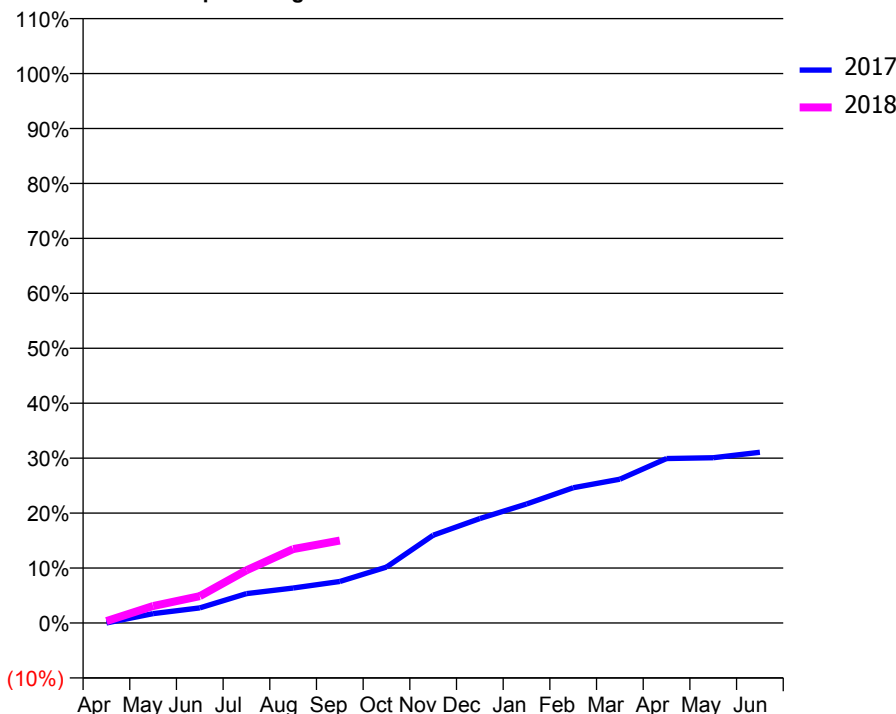
ACCESS*

Patients seen in 24 months	Total	Change since previous quarter
Quarter ending September 2016	278	
Quarter ending December 2016	290	↑
Quarter ending March 2017	289	→
Quarter ending June 2017	284	↓
Quarter ending September 2017	288	→
Variance since September 2016	3.6%	↑



ACTIVITY

Cumulative percentage of contracted UDA delivered 2017 & 2018



Month	Adjusted Scheduled Activity (UDA)	
	2017	2018
April	0	7
May	34	62
June	55	98
July	107	192
August	127	269
September	151	300
October	203	
November	319	
December	380	
January	433	
February	492	
March	523	
April	599	
May	602	
June	622	

QUALITY

	Quantity	Base Number	Contract	AT	Region	England
% of FP17s for the same patient ID Re-attending within 3 months - Children	1	30	3.3%	9.7%	12.8%	11.9%
% of FP17s for the same patient ID Re-attending within 3 months - Adults	7	155	4.5%	14.4%	16.5%	15.9%
% of FP17s for the same patient ID Re-attending between 3 & 9 months - Children	11	30	36.7%	58.9%	59.7%	58.1%
% of FP17s for the same patient ID Re-attending between 3 & 9 months - Adults	81	155	52.3%	52.9%	53.0%	50.6%
% of FP17s for Band 1 Urgent Courses	0	148	0.0%	7.7%	9.2%	9.1%
% of FP17s Relating to Free Repair or Replacements	0	148	0.0%	1.1%	1.0%	0.8%
% of FP17s Relating to Continuations	0	148	0.0%	1.3%	1.2%	1.1%
% of Patients satisfied with the dentistry they have received	0	0	N/A	92.7%	91.6%	91.4%
% of Patients satisfied with the time they had to wait for an appointment	0	0	N/A	88.3%	88.1%	87.7%

* This is based on patients treated on this contract for their most recent course of treatment. Figures in italics indicate the base number of FP17s or Patient Questionnaire responses are less than 100. N/A is shown where the base number of responses is less than 10 during the period. % is calculated as Quantity/Base number*100

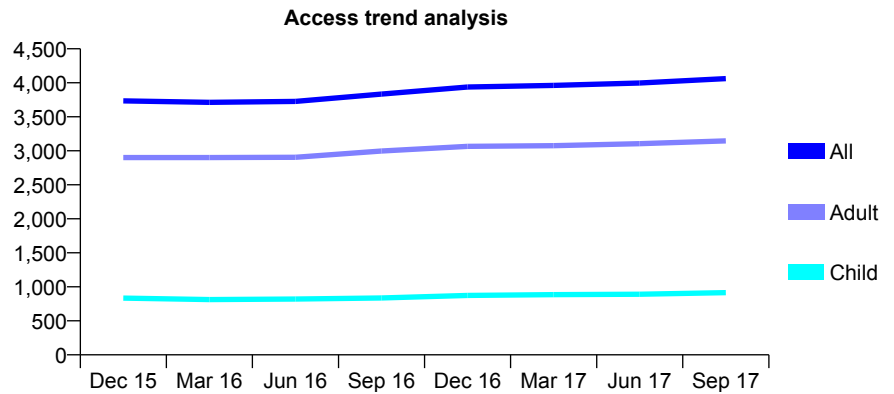
Q51 - Vital Signs At a Glance Contract Report for 855650/0003 - September 2017

Name or company name	MISS F ARDABILI
Contract type name	GDS Contract
Purpose of contract	General
Contract start date	01/01/2012
Contract end date	

17/18 Contracted general activity (UDA)	11,500
Carry forward general activity (UDA)	0
17/18 Contracted orthodontic activity (UOA)	0
Carry forward orthodontic activity (UOA)	0
Baseline contract value	£300,155.85

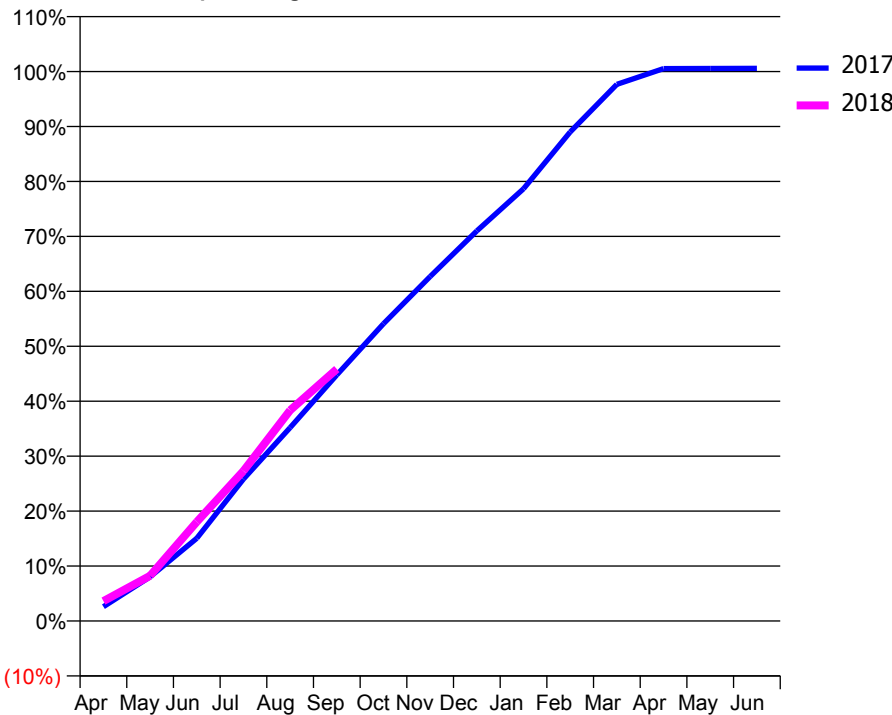
ACCESS*

Patients seen in 24 months	Total	Change since previous quarter
Quarter ending September 2016	3,835	
Quarter ending December 2016	3,939	↑
Quarter ending March 2017	3,961	→
Quarter ending June 2017	3,997	→
Quarter ending September 2017	4,061	→
Variance since September 2016	5.9%	↑



ACTIVITY

Cumulative percentage of contracted UDA delivered 2017 & 2018



Month	Adjusted Scheduled Activity (UDA)	
	2017	2018
April	300	416
May	926	948
June	1,733	2,075
July	2,970	3,142
August	4,048	4,410
September	5,149	5,272
October	6,222	
November	7,210	
December	8,163	
January	9,045	
February	10,235	
March	11,232	
April	11,559	
May	11,562	
June	11,565	

QUALITY

	Quantity	Base Number	Contract	AT	Region	England
% of FP17s for the same patient ID Re-attending within 3 months - Children	46	619	7.4%	9.7%	12.8%	11.9%
% of FP17s for the same patient ID Re-attending within 3 months - Adults	261	1,962	13.3%	14.4%	16.5%	15.9%
% of FP17s for the same patient ID Re-attending between 3 & 9 months - Children	325	619	52.5%	58.9%	59.7%	58.1%
% of FP17s for the same patient ID Re-attending between 3 & 9 months - Adults	999	1,962	50.9%	52.9%	53.0%	50.6%
% of FP17s for Band 1 Urgent Courses	135	2,421	5.6%	7.7%	9.2%	9.1%
% of FP17s Relating to Free Repair or Replacements	61	2,421	2.5%	1.1%	1.0%	0.8%
% of FP17s Relating to Continuations	28	2,421	1.2%	1.3%	1.2%	1.1%
% of Patients satisfied with the dentistry they have received	10	10	100.0%	92.7%	91.6%	91.4%
% of Patients satisfied with the time they had to wait for an appointment	8	10	80.0%	88.3%	88.1%	87.7%

* This is based on patients treated on this contract for their most recent course of treatment. Figures in italics indicate the base number of FP17s or Patient Questionnaire responses are less than 100. N/A is shown where the base number of responses is less than 10 during the period. % is calculated as Quantity/Base number*100

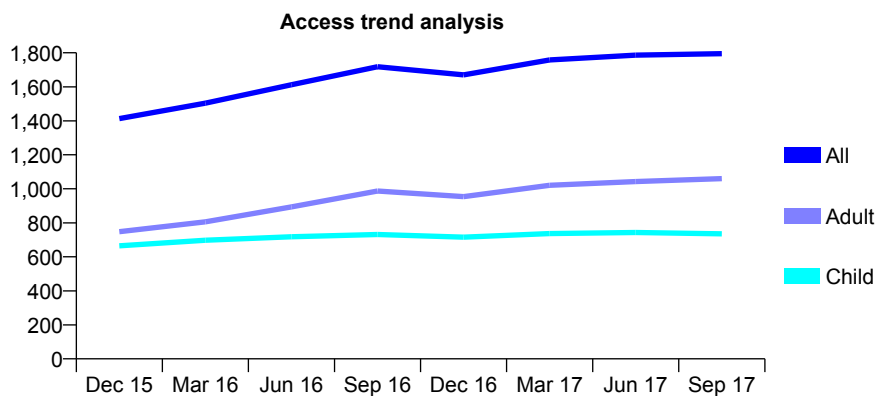
Q51 - Vital Signs At a Glance Contract Report for 855650/0004 - September 2017

Name or company name	MISS F ARDABILI
Contract type name	GDS Contract
Purpose of contract	General
Contract start date	01/10/2014
Contract end date	

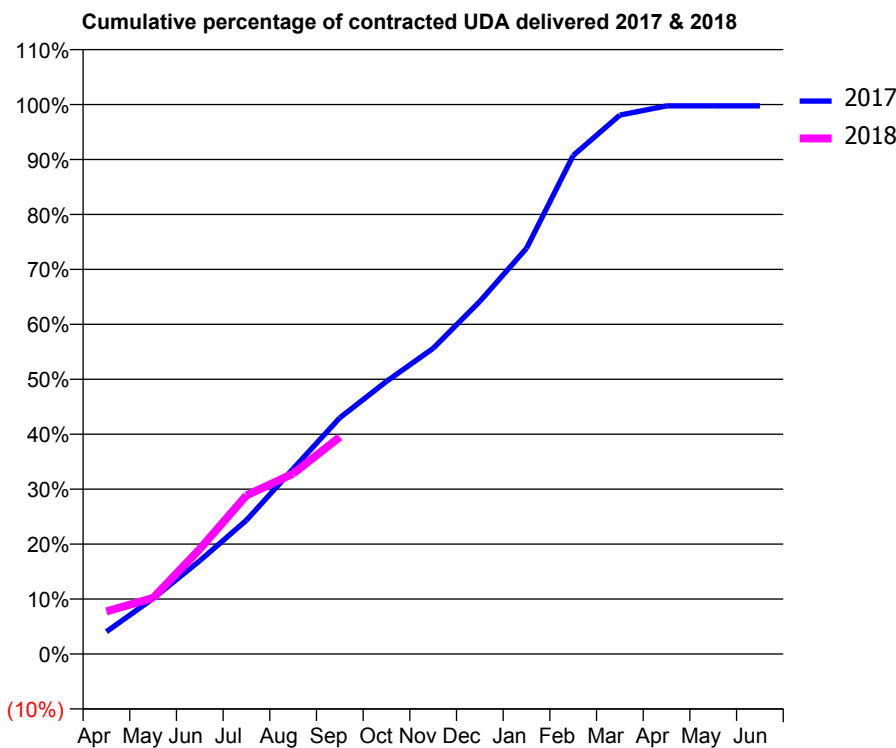
17/18 Contracted general activity (UDA)	2,042
Carry forward general activity (UDA)	0
17/18 Contracted orthodontic activity (UOA)	0
Carry forward orthodontic activity (UOA)	0
Baseline contract value	£53,297.23

ACCESS*

Patients seen in 24 months	Total	Change since previous quarter
Quarter ending September 2016	1,718	
Quarter ending December 2016	1,670	↓
Quarter ending March 2017	1,758	↑
Quarter ending June 2017	1,786	→
Quarter ending September 2017	1,795	→
Variance since September 2016	4.5%	↑



ACTIVITY



Month	Adjusted Scheduled Activity (UDA)	
	2017	2018
April	83	158
May	206	209
June	346	390
July	497	589
August	689	670
September	878	807
October	1,013	
November	1,136	
December	1,310	
January	1,508	
February	1,853	
March	2,003	
April	2,037	
May	2,037	
June	2,037	

QUALITY

	Quantity	Base Number	Contract	AT	Region	England
% of FP17s for the same patient ID Re-attending within 3 months - Children	22	458	4.8%	9.7%	12.8%	11.9%
% of FP17s for the same patient ID Re-attending within 3 months - Adults	34	507	6.7%	14.4%	16.5%	15.9%
% of FP17s for the same patient ID Re-attending between 3 & 9 months - Children	250	458	54.6%	58.9%	59.7%	58.1%
% of FP17s for the same patient ID Re-attending between 3 & 9 months - Adults	234	507	46.2%	52.9%	53.0%	50.6%
% of FP17s for Band 1 Urgent Courses	13	499	2.6%	7.7%	9.2%	9.1%
% of FP17s Relating to Free Repair or Replacements	0	499	0.0%	1.1%	1.0%	0.8%
% of FP17s Relating to Continuations	5	499	1.0%	1.3%	1.2%	1.1%
% of Patients satisfied with the dentistry they have received	1	1	N/A	92.7%	91.6%	91.4%
% of Patients satisfied with the time they had to wait for an appointment	1	1	N/A	88.3%	88.1%	87.7%

* This is based on patients treated on this contract for their most recent course of treatment. Figures in italics indicate the base number of FP17s or Patient Questionnaire responses are less than 100. N/A is shown where the base number of responses is less than 10 during the period. % is calculated as Quantity/Base number*100

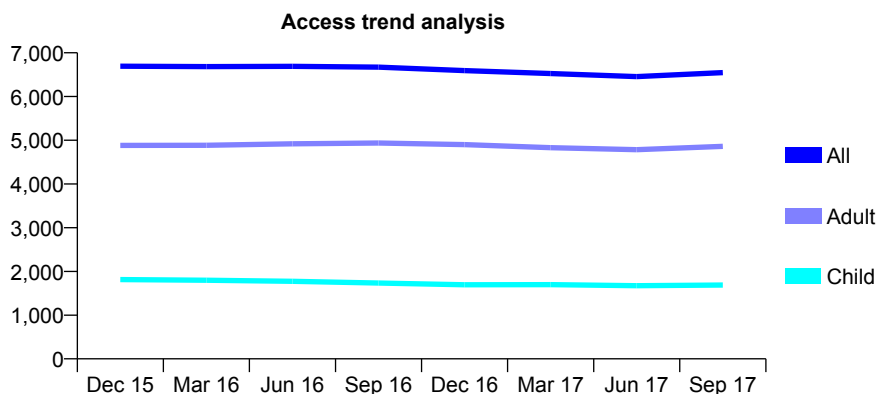
Q51 - Vital Signs At a Glance Contract Report for 916889/0001 - September 2017

Name or company name	MR SG EMMS
Contract type name	GDS Contract
Purpose of contract	General and Orthodontic
Contract start date	01/04/2006
Contract end date	

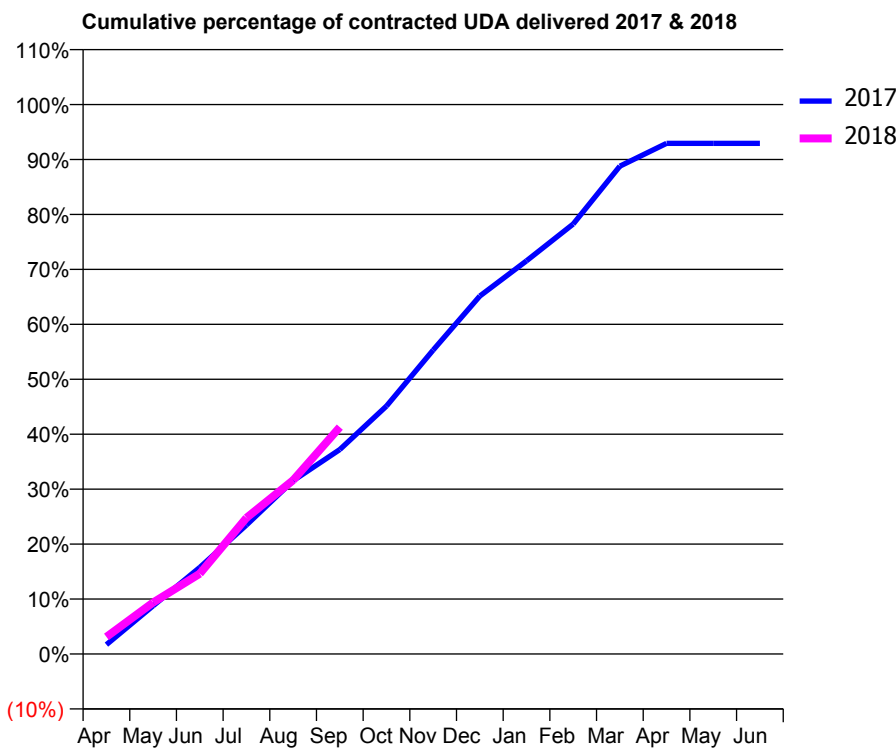
17/18 Contracted general activity (UDA)	16,671
Carry forward general activity (UDA)	0
17/18 Contracted orthodontic activity (UOA)	525
Carry forward orthodontic activity (UOA)	0
Baseline contract value	£511,561.38

ACCESS*

Patients seen in 24 months	Total	Change since previous quarter
Quarter ending September 2016	6,671	
Quarter ending December 2016	6,594	↓
Quarter ending March 2017	6,527	↓
Quarter ending June 2017	6,455	↓
Quarter ending September 2017	6,548	→
Variance since September 2016	(1.8%)	↓



ACTIVITY



Month	Adjusted Scheduled Activity (UDA)	
	2017	2018
April	287	522
May	1,464	1,564
June	2,626	2,437
July	3,913	4,131
August	5,257	5,274
September	6,205	6,883
October	7,524	
November	9,220	
December	10,862	
January	11,930	
February	13,045	
March	14,802	
April	15,494	
May	15,492	
June	15,493	

QUALITY

	Quantity	Base Number	Contract	AT	Region	England
% of FP17s for the same patient ID Re-attending within 3 months - Children	153	1,127	13.6%	9.7%	12.8%	11.9%
% of FP17s for the same patient ID Re-attending within 3 months - Adults	572	3,111	18.4%	14.4%	16.5%	15.9%
% of FP17s for the same patient ID Re-attending between 3 & 9 months - Children	503	1,127	44.6%	58.9%	59.7%	58.1%
% of FP17s for the same patient ID Re-attending between 3 & 9 months - Adults	1,284	3,111	41.3%	52.9%	53.0%	50.6%
% of FP17s for Band 1 Urgent Courses	333	3,589	9.3%	7.7%	9.2%	9.1%
% of FP17s Relating to Free Repair or Replacements	13	3,589	0.4%	1.1%	1.0%	0.8%
% of FP17s Relating to Continuations	14	3,589	0.4%	1.3%	1.2%	1.1%
% of Patients satisfied with the dentistry they have received	16	17	94.1%	92.7%	91.6%	91.4%
% of Patients satisfied with the time they had to wait for an appointment	17	17	100.0%	88.3%	88.1%	87.7%

* This is based on patients treated on this contract for their most recent course of treatment. Figures in italics indicate the base number of FP17s or Patient Questionnaire responses are less than 100. N/A is shown where the base number of responses is less than 10 during the period. % is calculated as Quantity/Base number*100

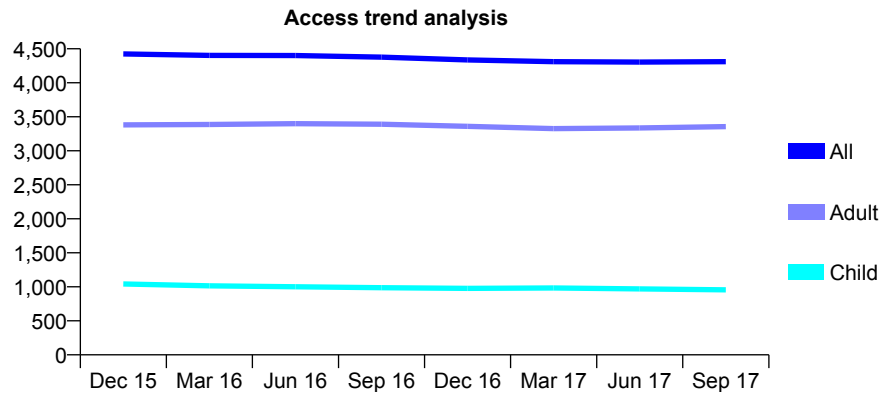
Q51 - Vital Signs At a Glance Contract Report for 927554/0001 - September 2017

Name or company name	MR SI HODGSON
Contract type name	GDS Contract
Purpose of contract	General
Contract start date	01/06/2010
Contract end date	

17/18 Contracted general activity (UDA)	11,298
Carry forward general activity (UDA)	0
17/18 Contracted orthodontic activity (UOA)	0
Carry forward orthodontic activity (UOA)	0
Baseline contract value	£360,967.89

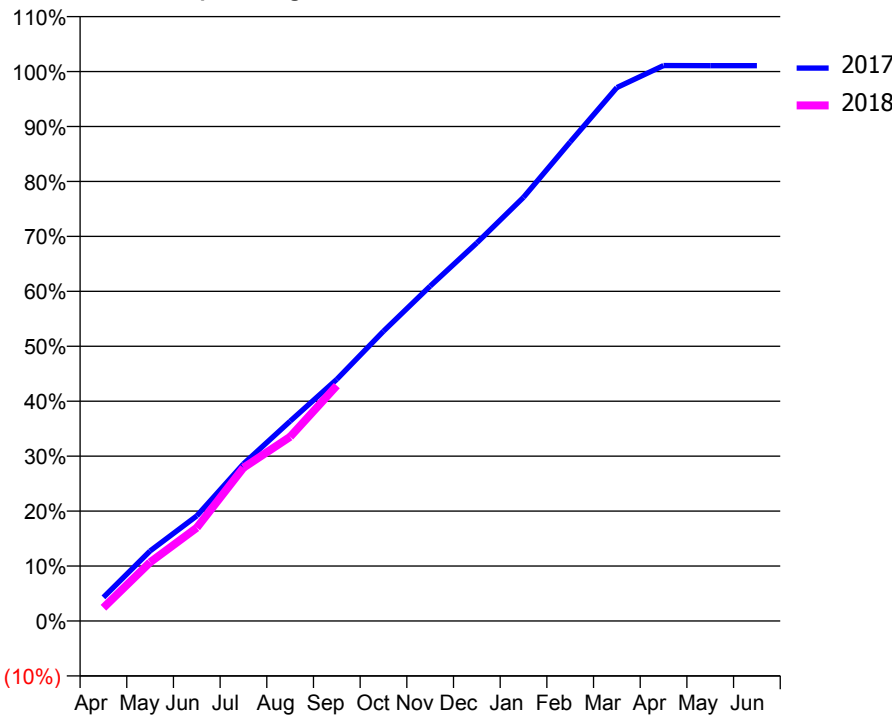
ACCESS*

Patients seen in 24 months	Total	Change since previous quarter
Quarter ending September 2016	4,378	
Quarter ending December 2016	4,337	→
Quarter ending March 2017	4,310	→
Quarter ending June 2017	4,305	→
Quarter ending September 2017	4,310	→
Variance since September 2016	(1.6%)	↓



ACTIVITY

Cumulative percentage of contracted UDA delivered 2017 & 2018



Month	Adjusted Scheduled Activity (UDA)	
	2017	2018
April	486	273
May	1,441	1,208
June	2,163	1,918
July	3,232	3,151
August	4,107	3,787
September	4,970	4,840
October	5,960	
November	6,885	
December	7,775	
January	8,713	
February	9,849	
March	10,969	
April	11,420	
May	11,417	
June	11,418	

QUALITY

	Quantity	Base Number	Contract	AT	Region	England
% of FP17s for the same patient ID Re-attending within 3 months - Children	56	810	6.9%	9.7%	12.8%	11.9%
% of FP17s for the same patient ID Re-attending within 3 months - Adults	196	2,222	8.8%	14.4%	16.5%	15.9%
% of FP17s for the same patient ID Re-attending between 3 & 9 months - Children	615	810	75.9%	58.9%	59.7%	58.1%
% of FP17s for the same patient ID Re-attending between 3 & 9 months - Adults	1,296	2,222	58.3%	52.9%	53.0%	50.6%
% of FP17s for Band 1 Urgent Courses	205	2,806	7.3%	7.7%	9.2%	9.1%
% of FP17s Relating to Free Repair or Replacements	49	2,806	1.7%	1.1%	1.0%	0.8%
% of FP17s Relating to Continuations	5	2,806	0.2%	1.3%	1.2%	1.1%
% of Patients satisfied with the dentistry they have received	10	10	100.0%	92.7%	91.6%	91.4%
% of Patients satisfied with the time they had to wait for an appointment	10	10	100.0%	88.3%	88.1%	87.7%

* This is based on patients treated on this contract for their most recent course of treatment. Figures in italics indicate the base number of FP17s or Patient Questionnaire responses are less than 100. N/A is shown where the base number of responses is less than 10 during the period. % is calculated as Quantity/Base number*100

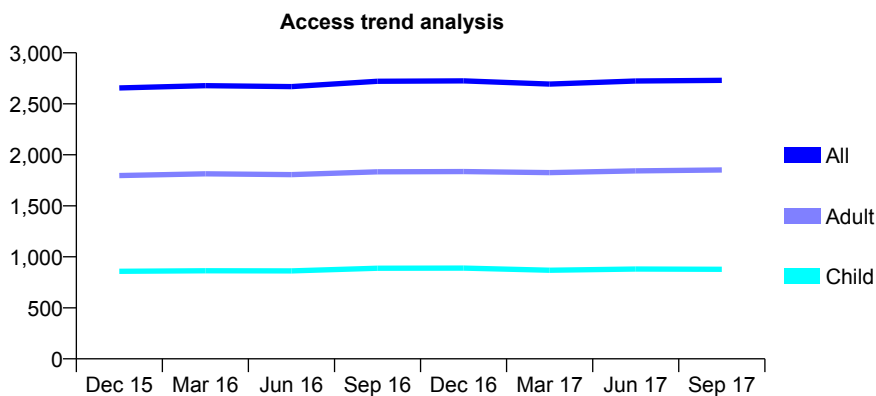
Q51 - Vital Signs At a Glance Contract Report for 933333/0001 - September 2017

Name or company name	MR DA IGOE
Contract type name	GDS Contract
Purpose of contract	General
Contract start date	01/04/2006
Contract end date	

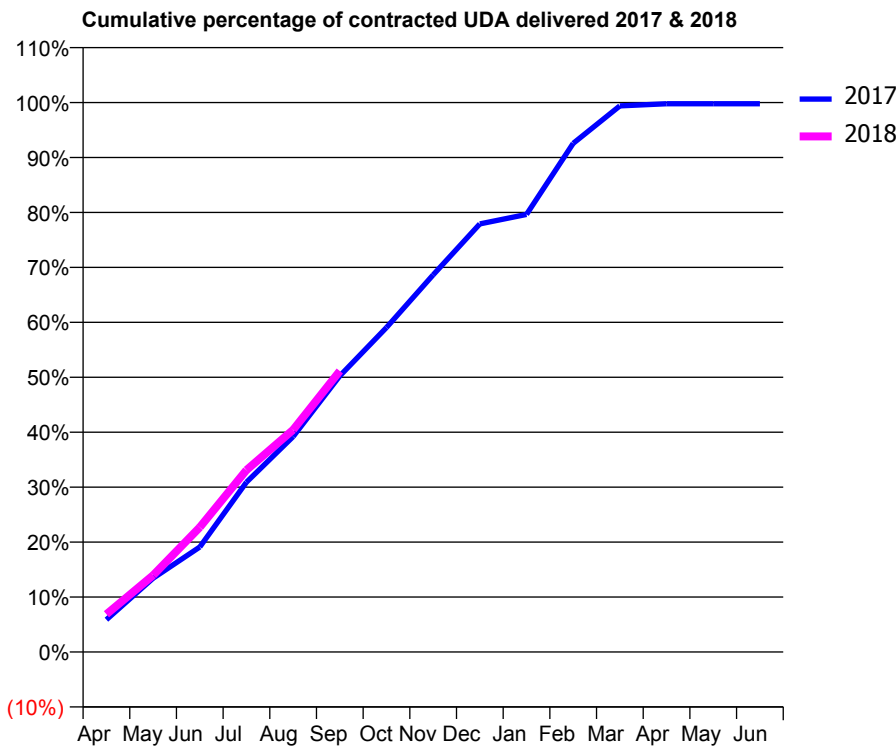
17/18 Contracted general activity (UDA)	7,226
Carry forward general activity (UDA)	0
17/18 Contracted orthodontic activity (UOA)	0
Carry forward orthodontic activity (UOA)	0
Baseline contract value	£181,410.57

ACCESS*

Patients seen in 24 months	Total	Change since previous quarter
Quarter ending September 2016	2,721	
Quarter ending December 2016	2,725	→
Quarter ending March 2017	2,693	↓
Quarter ending June 2017	2,723	→
Quarter ending September 2017	2,730	→
Variance since September 2016	0.3%	→



ACTIVITY



Month	Adjusted Scheduled Activity (UDA)	
	2017	2018
April	426	497
May	971	1,009
June	1,381	1,640
July	2,233	2,392
August	2,833	2,922
September	3,631	3,696
October	4,268	
November	4,959	
December	5,630	
January	5,754	
February	6,690	
March	7,181	
April	7,210	
May	7,209	
June	7,209	

QUALITY

	Quantity	Base Number	Contract	AT	Region	England
% of FP17s for the same patient ID Re-attending within 3 months - Children	72	809	8.9%	9.7%	12.8%	11.9%
% of FP17s for the same patient ID Re-attending within 3 months - Adults	190	1,521	12.5%	14.4%	16.5%	15.9%
% of FP17s for the same patient ID Re-attending between 3 & 9 months - Children	540	809	66.7%	58.9%	59.7%	58.1%
% of FP17s for the same patient ID Re-attending between 3 & 9 months - Adults	937	1,521	61.6%	52.9%	53.0%	50.6%
% of FP17s for Band 1 Urgent Courses	128	2,307	5.5%	7.7%	9.2%	9.1%
% of FP17s Relating to Free Repair or Replacements	7	2,307	0.3%	1.1%	1.0%	0.8%
% of FP17s Relating to Continuations	17	2,307	0.7%	1.3%	1.2%	1.1%
% of Patients satisfied with the dentistry they have received	9	9	N/A	92.7%	91.6%	91.4%
% of Patients satisfied with the time they had to wait for an appointment	9	9	N/A	88.3%	88.1%	87.7%

* This is based on patients treated on this contract for their most recent course of treatment. Figures in italics indicate the base number of FP17s or Patient Questionnaire responses are less than 100. N/A is shown where the base number of responses is less than 10 during the period. % is calculated as Quantity/Base number*100

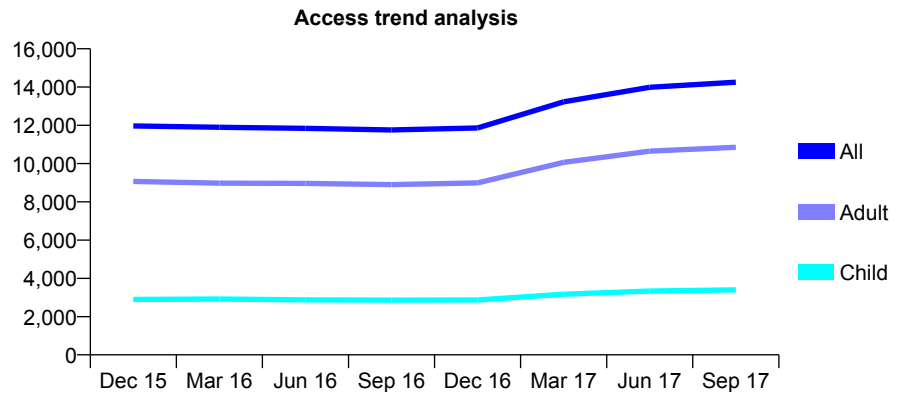
Q51 - Vital Signs At a Glance Contract Report for 934801/0001 - September 2017

Name or company name	MR KS KHEHRA
Contract type name	GDS Contract
Purpose of contract	General
Contract start date	01/04/2006
Contract end date	

17/18 Contracted general activity (UDA)	48,909
Carry forward general activity (UDA)	0
17/18 Contracted orthodontic activity (UOA)	0
Carry forward orthodontic activity (UOA)	0
Baseline contract value	£1,446,318.57

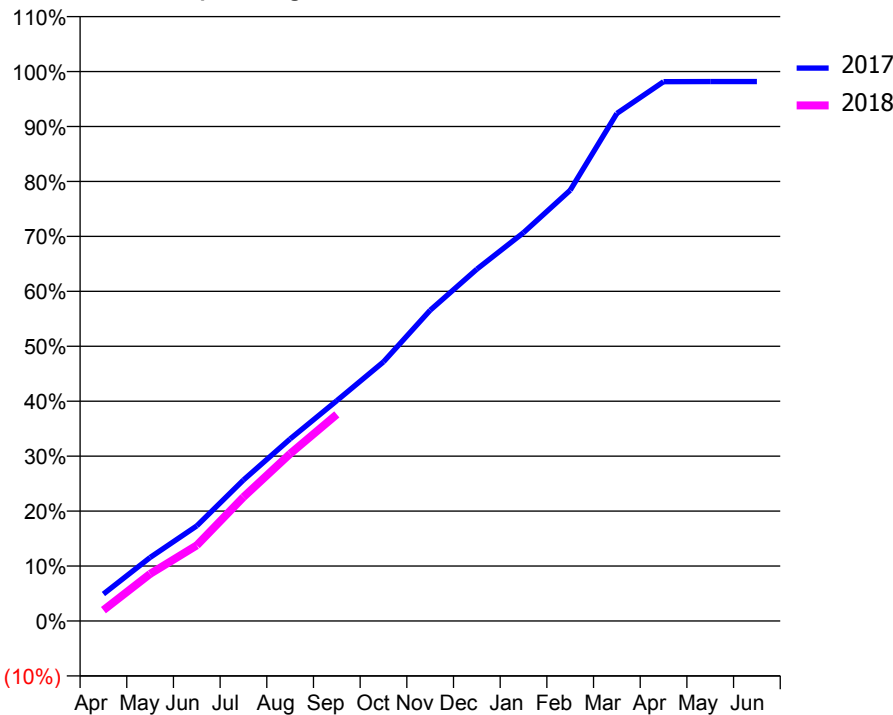
ACCESS*

Patients seen in 24 months	Total	Change since previous quarter
Quarter ending September 2016	11,759	
Quarter ending December 2016	11,864	→
Quarter ending March 2017	13,232	↑
Quarter ending June 2017	13,986	↑
Quarter ending September 2017	14,251	→
Variance since September 2016	21.2%	↑



ACTIVITY

Cumulative percentage of contracted UDA delivered 2017 & 2018



Month	Adjusted Scheduled Activity (UDA)	
	2017	2018
April	2,041	967
May	4,789	4,200
June	7,181	6,731
July	10,633	11,036
August	13,740	14,889
September	16,622	18,386
October	19,550	
November	23,440	
December	26,544	
January	29,297	
February	32,494	
March	38,293	
April	40,685	
May	40,697	
June	40,692	

QUALITY

	Quantity	Base Number	Contract	AT	Region	England
% of FP17s for the same patient ID Re-attending within 3 months - Children	172	2,625	6.6%	9.7%	12.8%	11.9%
% of FP17s for the same patient ID Re-attending within 3 months - Adults	1,260	8,286	15.2%	14.4%	16.5%	15.9%
% of FP17s for the same patient ID Re-attending between 3 & 9 months - Children	1,476	2,625	56.2%	58.9%	59.7%	58.1%
% of FP17s for the same patient ID Re-attending between 3 & 9 months - Adults	4,184	8,286	50.5%	52.9%	53.0%	50.6%
% of FP17s for Band 1 Urgent Courses	721	9,313	7.7%	7.7%	9.2%	9.1%
% of FP17s Relating to Free Repair or Replacements	87	9,313	0.9%	1.1%	1.0%	0.8%
% of FP17s Relating to Continuations	129	9,313	1.4%	1.3%	1.2%	1.1%
% of Patients satisfied with the dentistry they have received	35	38	92.1%	92.7%	91.6%	91.4%
% of Patients satisfied with the time they had to wait for an appointment	34	38	89.5%	88.3%	88.1%	87.7%

* This is based on patients treated on this contract for their most recent course of treatment. Figures in italics indicate the base number of FP17s or Patient Questionnaire responses are less than 100. N/A is shown where the base number of responses is less than 10 during the period. % is calculated as Quantity/Base number*100

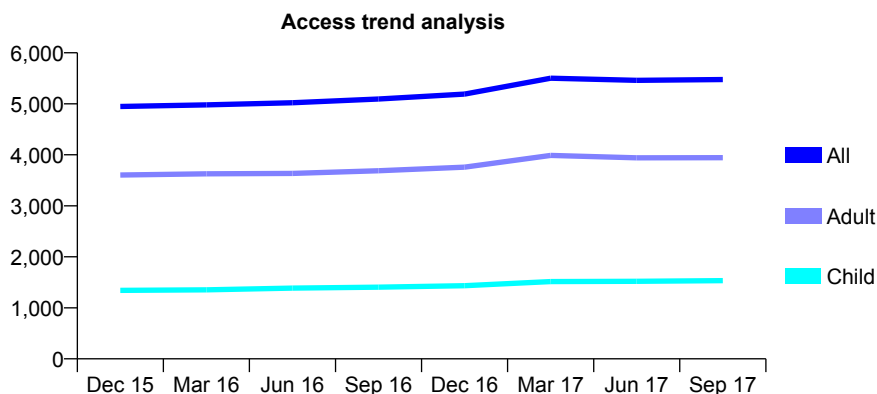
Q51 - Vital Signs At a Glance Contract Report for 934801/0002 - September 2017

Name or company name	MR KS KHEHRA
Contract type name	GDS Contract
Purpose of contract	General
Contract start date	17/08/2009
Contract end date	

17/18 Contracted general activity (UDA)	14,000
Carry forward general activity (UDA)	0
17/18 Contracted orthodontic activity (UOA)	0
Carry forward orthodontic activity (UOA)	0
Baseline contract value	£441,320.27

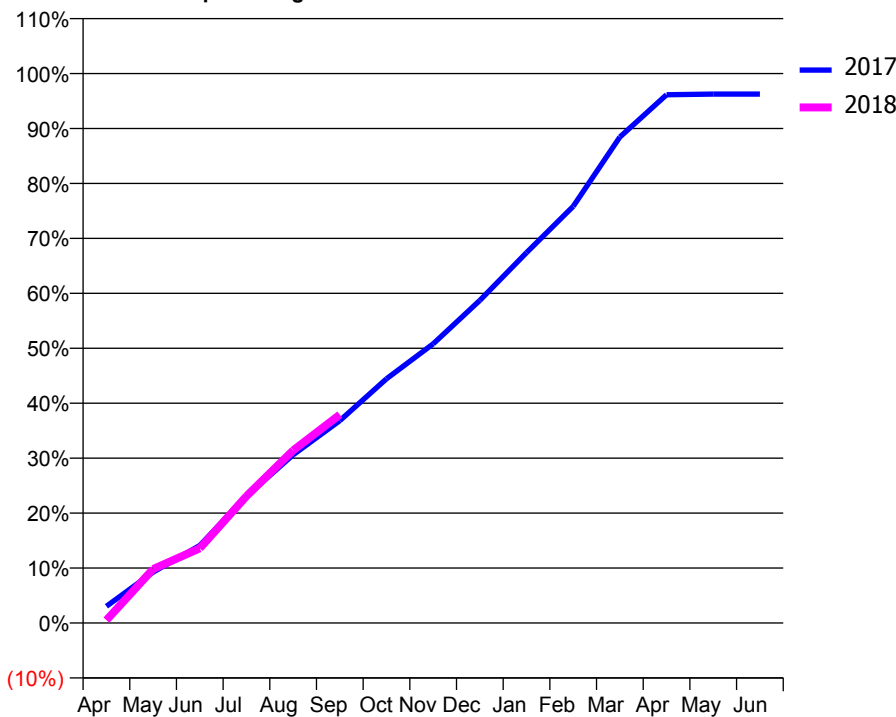
ACCESS*

Patients seen in 24 months	Total	Change since previous quarter
Quarter ending September 2016	5,093	
Quarter ending December 2016	5,191	→
Quarter ending March 2017	5,503	↑
Quarter ending June 2017	5,461	→
Quarter ending September 2017	5,477	→
Variance since September 2016	7.5%	↑



ACTIVITY

Cumulative percentage of contracted UDA delivered 2017 & 2018



Month	Adjusted Scheduled Activity (UDA)	
	2017	2018
April	428	73
May	1,296	1,373
June	1,975	1,904
July	3,228	3,234
August	4,285	4,396
September	5,154	5,307
October	6,222	
November	7,113	
December	8,221	
January	9,435	
February	10,615	
March	12,383	
April	13,459	
May	13,475	
June	13,475	

QUALITY

	Quantity	Base Number	Contract	AT	Region	England
% of FP17s for the same patient ID Re-attending within 3 months - Children	73	1,043	7.0%	9.7%	12.8%	11.9%
% of FP17s for the same patient ID Re-attending within 3 months - Adults	387	2,476	15.6%	14.4%	16.5%	15.9%
% of FP17s for the same patient ID Re-attending between 3 & 9 months - Children	602	1,043	57.7%	58.9%	59.7%	58.1%
% of FP17s for the same patient ID Re-attending between 3 & 9 months - Adults	1,232	2,476	49.8%	52.9%	53.0%	50.6%
% of FP17s for Band 1 Urgent Courses	256	2,725	9.4%	7.7%	9.2%	9.1%
% of FP17s Relating to Free Repair or Replacements	17	2,725	0.6%	1.1%	1.0%	0.8%
% of FP17s Relating to Continuations	21	2,725	0.8%	1.3%	1.2%	1.1%
% of Patients satisfied with the dentistry they have received	7	8	N/A	92.7%	91.6%	91.4%
% of Patients satisfied with the time they had to wait for an appointment	8	8	N/A	88.3%	88.1%	87.7%

* This is based on patients treated on this contract for their most recent course of treatment. Figures in italics indicate the base number of FP17s or Patient Questionnaire responses are less than 100. N/A is shown where the base number of responses is less than 10 during the period. % is calculated as Quantity/Base number*100

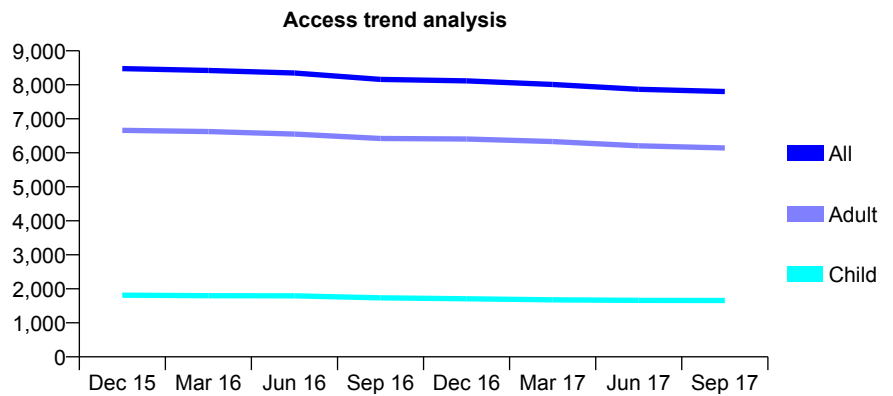
Q51 - Vital Signs At a Glance Contract Report for 942987/0002 - September 2017

Name or company name	MR CA GODFREY
Contract type name	GDS Contract
Purpose of contract	General
Contract start date	26/12/2011
Contract end date	

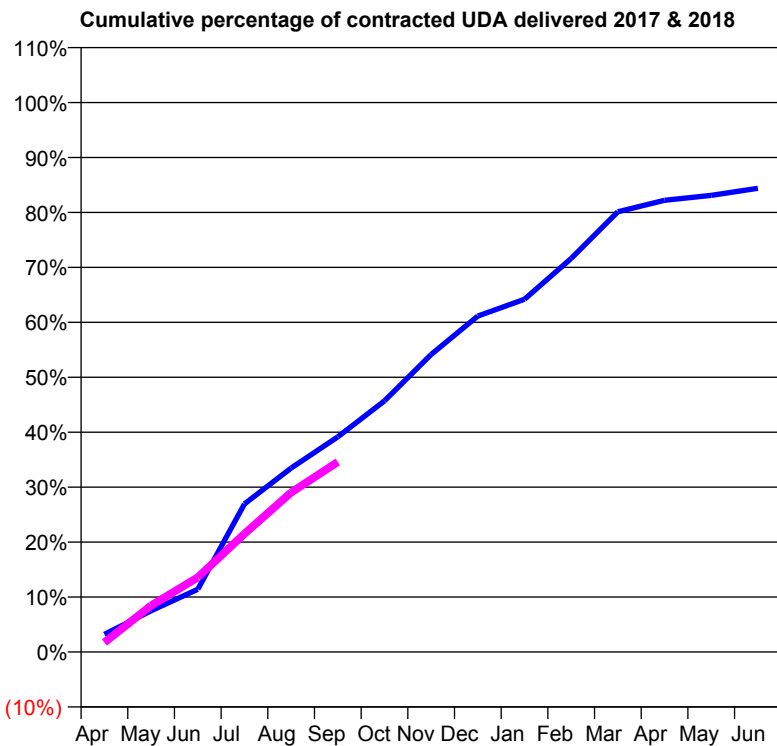
17/18 Contracted general activity (UDA)	22,459
Carry forward general activity (UDA)	0
17/18 Contracted orthodontic activity (UOA)	0
Carry forward orthodontic activity (UOA)	0
Baseline contract value	£584,457.79

ACCESS*

Patients seen in 24 months	Total	Change since previous quarter
Quarter ending September 2016	8,158	
Quarter ending December 2016	8,114	→
Quarter ending March 2017	8,010	↓
Quarter ending June 2017	7,867	↓
Quarter ending September 2017	7,801	→
Variance since September 2016	(4.4%)	↓



ACTIVITY



Month	Adjusted Scheduled Activity (UDA)	
	2017	2018
April	720	389
May	1,688	1,899
June	2,564	3,048
July	6,051	4,833
August	7,519	6,518
September	8,793	7,772
October	10,264	
November	12,164	
December	13,729	
January	14,417	
February	16,086	
March	17,993	
April	18,463	
May	18,665	
June	18,953	

QUALITY

	Quantity	Base Number	Contract	AT	Region	England
% of FP17s for the same patient ID Re-attending within 3 months - Children	57	1,021	5.6%	9.7%	12.8%	11.9%
% of FP17s for the same patient ID Re-attending within 3 months - Adults	642	3,937	16.3%	14.4%	16.5%	15.9%
% of FP17s for the same patient ID Re-attending between 3 & 9 months - Children	413	1,021	40.5%	58.9%	59.7%	58.1%
% of FP17s for the same patient ID Re-attending between 3 & 9 months - Adults	1,706	3,937	43.3%	52.9%	53.0%	50.6%
% of FP17s for Band 1 Urgent Courses	289	4,472	6.5%	7.7%	9.2%	9.1%
% of FP17s Relating to Free Repair or Replacements	50	4,472	1.1%	1.1%	1.0%	0.8%
% of FP17s Relating to Continuations	149	4,472	3.3%	1.3%	1.2%	1.1%
% of Patients satisfied with the dentistry they have received	16	16	100.0%	92.7%	91.6%	91.4%
% of Patients satisfied with the time they had to wait for an appointment	16	16	100.0%	88.3%	88.1%	87.7%

* This is based on patients treated on this contract for their most recent course of treatment. Figures in italics indicate the base number of FP17s or Patient Questionnaire responses are less than 100. N/A is shown where the base number of responses is less than 10 during the period. % is calculated as Quantity/Base number*100

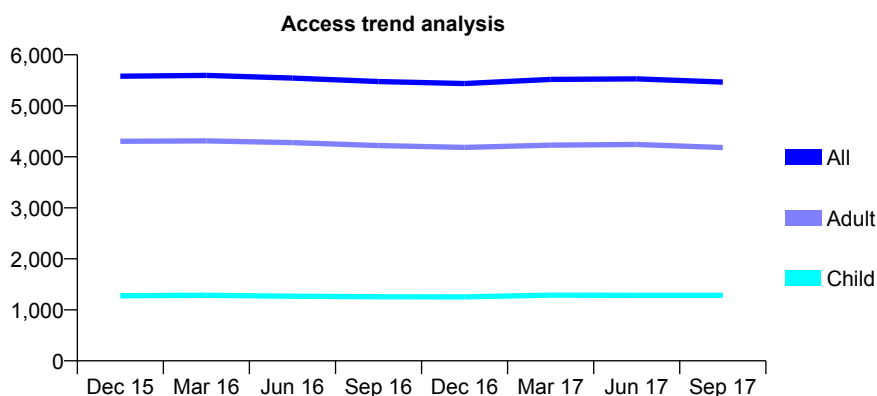
Q51 - Vital Signs At a Glance Contract Report for 951412/0001 - September 2017

Name or company name	MR ML MILBOURN
Contract type name	GDS Contract
Purpose of contract	General
Contract start date	05/01/2009
Contract end date	

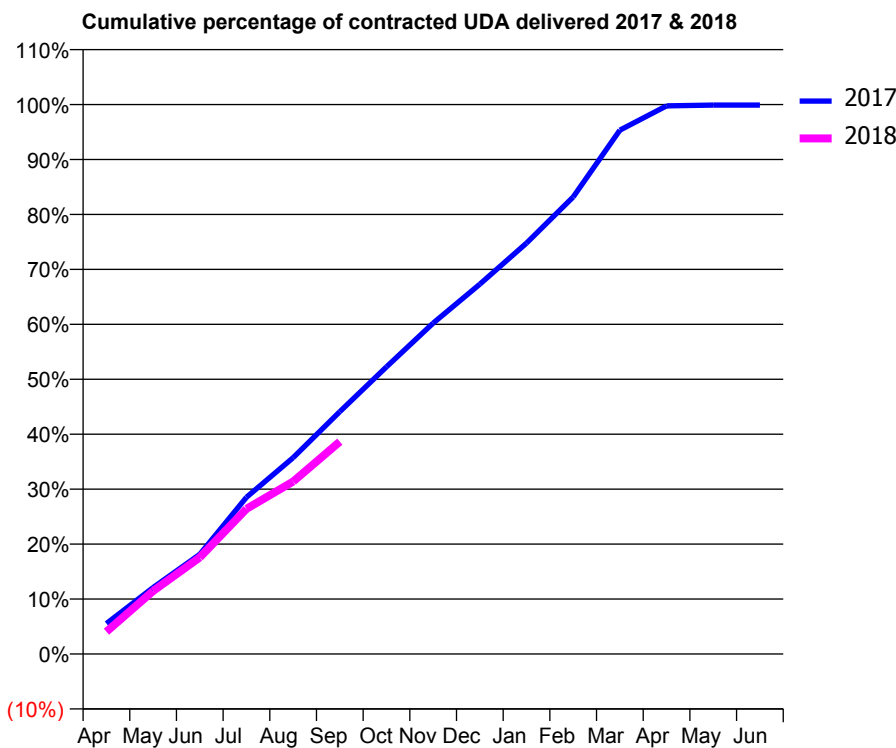
17/18 Contracted general activity (UDA)	12,278
Carry forward general activity (UDA)	0
17/18 Contracted orthodontic activity (UOA)	0
Carry forward orthodontic activity (UOA)	0
Baseline contract value	£320,462.04

ACCESS*

Patients seen in 24 months	Total	Change since previous quarter
Quarter ending September 2016	5,476	
Quarter ending December 2016	5,437	→
Quarter ending March 2017	5,518	→
Quarter ending June 2017	5,527	→
Quarter ending September 2017	5,465	↓
Variance since September 2016	(0.2%)	→



ACTIVITY



Month	Adjusted Scheduled Activity (UDA)	
	2017	2018
April	681	500
May	1,484	1,409
June	2,227	2,160
July	3,503	3,243
August	4,386	3,853
September	5,416	4,745
October	6,416	
November	7,393	
December	8,263	
January	9,180	
February	10,211	
March	11,705	
April	12,248	
May	12,265	
June	12,265	

QUALITY

	Quantity	Base Number	Contract	AT	Region	England
% of FP17s for the same patient ID Re-attending within 3 months - Children	43	848	5.1%	9.7%	12.8%	11.9%
% of FP17s for the same patient ID Re-attending within 3 months - Adults	322	2,737	11.8%	14.4%	16.5%	15.9%
% of FP17s for the same patient ID Re-attending between 3 & 9 months - Children	429	848	50.6%	58.9%	59.7%	58.1%
% of FP17s for the same patient ID Re-attending between 3 & 9 months - Adults	1,369	2,737	50.0%	52.9%	53.0%	50.6%
% of FP17s for Band 1 Urgent Courses	150	2,778	5.4%	7.7%	9.2%	9.1%
% of FP17s Relating to Free Repair or Replacements	25	2,778	0.9%	1.1%	1.0%	0.8%
% of FP17s Relating to Continuations	42	2,778	1.5%	1.3%	1.2%	1.1%
% of Patients satisfied with the dentistry they have received	14	14	100.0%	92.7%	91.6%	91.4%
% of Patients satisfied with the time they had to wait for an appointment	14	14	100.0%	88.3%	88.1%	87.7%

* This is based on patients treated on this contract for their most recent course of treatment. Figures in italics indicate the base number of FP17s or Patient Questionnaire responses are less than 100. N/A is shown where the base number of responses is less than 10 during the period. % is calculated as Quantity/Base number*100